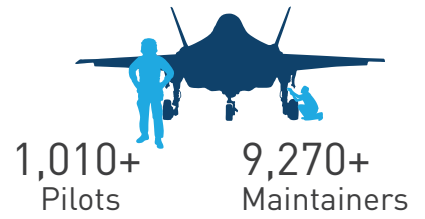
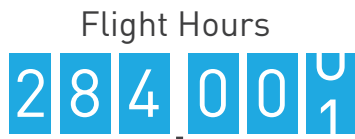


F-35 Lightning II Program Status and Fast Facts

Program Status

[▶ Watch F-35 by the Numbers](#)



9 Nations
Operating F-35s on Home Soil



8 Services
Declared IOC



6 Services
Have Conducted F-35 Operational Missions



Recent Milestones

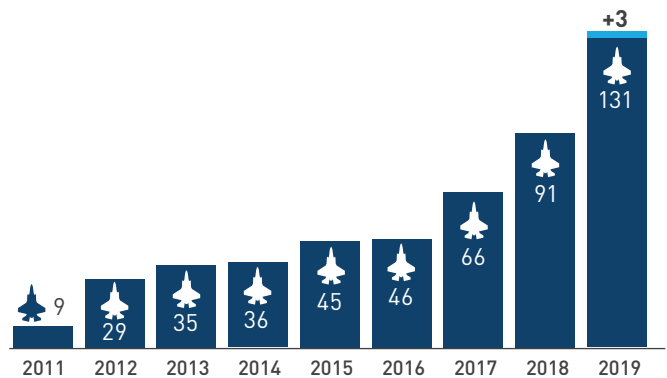
- Royal Norwegian Air Force F-35s conduct arctic training exercise with U.S. Air Force B-1B Lancers over Norway and Sweden. [May 20](#)
- Lockheed Martin Announces Proactive Measures to Mitigate COVID-19 Impacts to F-35 Production. [May 19](#)
- F-35 pilots and maintainers from Hill Air Force Base, Utah return home from year long deployment. [May 14](#)
- United Kingdom F-35Bs support Exercise Point Blank – enhancing coordination and readiness between allies. [May 13](#)
- The Vermont Air National Guard flew its 500th sortie with the F-35 Lightning II. [May 6](#)

Program Cost *LRIP 12-14 Cost*

	Lot 12	Lot 13	Lot 14	% Reduction from Lot 11
F-35A	\$82.4M	\$79.2M	\$77.9M	↓ 12.8%
F-35B	\$108.0M	\$104.8M	\$101.3M	↓ 12.3%
F-35C	\$103.1M	\$98.1M	\$94.4M	↓ 13.2%

Greater than 70% unit cost reduction since Lot 1

F-35 Production



Program of Record

U.S.A. USAF 1,763 F-35As DoN 693 F-35B/Cs IOC: USMC: 7/15, USAF 8/16, USN 2/19	U.K. RAF/RN 138 F-35s IOC: 1/19	Italy 60 F-35As/30 F-35Bs IOC: 12/18	Netherlands 46 F-35As	Australia 100 F-35As	Norway 52 F-35As IOC: 11/19	Denmark 27 F-35As
--	---------------------------------------	--	--------------------------	-------------------------	-----------------------------------	----------------------

Foreign Military Sales

Canada 88 F-35As	Israel 50 F-35As IOC: IAF: 12/17	Japan 105 F-35As/42 F-35Bs IOC: 3/19	Republic of Korea 40 F-35As	Belgium 34 F-35As	Poland 32 F-35As
---------------------	--	--	--------------------------------	----------------------	---------------------

Global Presence



Economic Impact

- 1,900+ top-tier suppliers around the globe, including more than 1,800 U.S. and Puerto Rico based suppliers.
- Final Assembly factories in Fort Worth, Texas; Cameri, Italy; and Nagoya, Japan
- Suppliers located in 48 U.S. states and Puerto Rico
- Over 254,000 direct and indirect jobs supported in the US
- Over \$49B billion of total economic impact in the US



F-35 Lightning II Specs	F-35A	F-35B	F-35C
			
Length	51.4 ft / 15.7 m	51.2 ft / 15.6 m	51.5 ft / 15.7 m
Height	14.4 ft / 4.38 m	14.3 ft / 4.36 m	14.7 ft / 4.48 m
Wingspan	35 ft / 10.7 m	35 ft / 10.7 m	43 ft / 13.1 m
Wing area	460 ft ² / 42.7 m ²	460 ft ² / 42.7 m ²	668 ft ² / 62.1 m ²
Horizontal tail span	22.5 ft / 6.86 m	21.8 ft / 6.65 m	26.3 ft / 8.02 m
Weight empty	29,300 lb	32,300 lb	34,800 lb
Internal fuel capacity	18,250 lb / 8,278 kg	13,500 lb / 6,125 kg	19,750 lb / 8,960 kg
Weapons payload	18,000 lb / 8,160 kg	15,000 lb / 6,800 kg	18,000 lb / 8,160 kg
Standard internal weapons load	<ul style="list-style-type: none"> • 25 mm GAU-22/A cannon • Two AIM-120C/D air-to-air missiles • Two 2,000-pound GBU-31 JDAM guided bombs 	<ul style="list-style-type: none"> • Two AIM-120C/D air-to-air missiles • Two 1,000-pound GBU-32 JDAM guided bombs 	<ul style="list-style-type: none"> • Two AIM-120C/D air-to-air missiles • Two 2,000-pound GBU-31 JDAM guided bombs
Maximum weight	70,000 lb class	60,000 lb class	70,000 lb class
Propulsion* (uninstalled thrust ratings)	F135-PW-100 40,000 lb Max. 25,000 lb Mil. Vertical N/A	F135-PW-600 40,000 lb Max. 25,000 lb Mil. 40,500 lb Vertical	F135-PW-100 40,000 lb Max. 25,000 lb Mil. Vertical N/A
Speed (full internal weapons load)	Mach 1.6 (~1,200 mph)	Mach 1.6 (~1,200 mph)	Mach 1.6 (~1,200 mph)
Combat radius (internal fuel)	>590 nm / 1,093 km (USAF profile)	>450 nm / 833 km (USMC profile)	>600 nm / 1,100 km (USN profile)
Range (internal fuel)	>1,200 nm / 2,200 km (USAF profile)	>900 nm / 1,667 km (USMC profile)	>1,200 nm / 2,200 km (USN profile)
Max g-rating	9.0	7.0	7.5

All information current as of June 1, 2020
 For additional questions and the latest data, please contact [Laura Siebert](#) or [Brett Ashworth](#).