Semiannual Groundwater Monitoring Report
Third Quarter and Fourth Quarter 2010
Potrero Canyon Unit (Lockheed Martin Beaumont Site 1)
Beaumont, California



Prepared for:

LOCKHEED MARTIN

TETRA TECH

301 E. Vanderbilt Way, Suite 450
San Bernardino, California 92408

TC# 26205-01.010301 / April 2011

Lockheed Martin Corporation, Shared Services
Energy, Environment, Safety and Health
2950 North Hollywood Way, Suite 125, Burbank, CA 91505
Telephone 818.847.0197 Facsimile 818.847.0256

LOCKHEED MARTIN

April 21, 2011

Mr. Daniel Zogaib
Southern California Cleanup Operations
Department of Toxic Substances Control
5796 Corporate Avenue
Cypress, CA 90630

Subject: Submittal of the *Semiannual Groundwater Monitoring Report, Third Quarter and Fourth Quarter 2010, Potrero Canyon Unit (Lockheed Martin Beaumont Site 1), Beaumont, California*

Dear Mr. Zogaib:

Please find enclosed one hard copy of the body of the report and two compact disks with the report body and appendices of the *Semiannual Groundwater Monitoring Report, Third Quarter and Fourth Quarter 2010, Potrero Canyon Unit (Lockheed Martin Beaumont Site 1), Beaumont, California* for your review and approval or comment.

In the meantime, if you have any questions regarding this submittal, please contact me at 408.756.9595 or denise.kato@lmco.com.

Sincerely,

Denise Kato, Project Lead

Enclosure: *Semiannual Groundwater Monitoring Report, Third Quarter and Fourth Quarter 2010, Potrero Canyon Unit (Lockheed Martin Beaumont Site 1), Beaumont, California*

Copy: Gene Matsushita, LMC (electronic and hard copy)
Sally Drinkard, CDM (electronic copy)
Tom Villeneuve, Tetra Tech (electronic copy)
Eddy Konno, CDFG (electronic copy)
Alan Bick, Gibson Dunn (electronic copy)

BUR066 Beau 1 Q3_Q4 2010 GWMR

Semiannual Groundwater Monitoring Report Third Quarter and Fourth Quarter 2010 Potrero Canyon Unit (Lockheed Martin Beaumont Site 1) Beaumont, California

Prepared for:

Lockheed Martin Corporation

Prepared by:

Tetra Tech, Inc.

April 2011

Christopher Patrick
Environmental Scientist

Benjamin M. Weink, P.G. (8037)
Project Manager

TABLE OF CONTENTS

Section **Page**

Section 1 Introduction 1-1

1.1 Site Background 1-4

Section 2 Summary of Monitoring Activities 2-1

2.1 Groundwater Level Measurements 2-1

2.2 Surface Water Flow 2-1

2.3 Groundwater and Surface Water Sampling 2-2

2.3.1 Proposed and Actual Surface Water and Well Locations Sampled 2-8

2.3.2 Field Sampling Procedures 2-11

2.4 Analytical Data QA/QC 2-12

2.5 Habitat Conservation 2-12

Section 3 Groundwater Monitoring Results 3-1

3.1 Groundwater Elevation 3-1

3.2 Surface Water Flow 3-12

3.3 Groundwater Flow 3-16

3.3.1 Horizontal and Vertical Groundwater Gradients 3-16

3.4 Analytical Data Summary 3-17

3.4.1 Data Quality Review 3-25

3.5 Chemicals of Potential Concern 3-27

3.5.1 Identification of Chemicals of Potential Concern 3-27

3.6 Distribution of the Primary Chemicals of Potential Concern 3-28

3.6.1 Guard Wells 3-34

3.6.2 Increasing Trend Wells 3-36

3.6.3 New Wells 3-38

3.6.4 Surface Water 3-40

3.7 F-33 Contaminant Attenuation Sampling 3-43

3.8 Habitat Conservation 3-50
Section 4 Summary and Conclusions 4-1
4.1 Groundwater Elevations 4-2
4.2 Surface Water Flow 4-2
4.3 Groundwater Flow and Gradients 4-3
4.4 Water Quality 4-3
4.4.1 Surface Water 4-4
4.4.2 Groundwater 4-6
4.5 Contaminant Attenuation Sampling 4-9
4.6 Proposed Changes To The Groundwater Monitoring Program 4-10
4.6.1 Groundwater Sampling Frequency 4-10
4.6.2 Proposed Changes 4-11
Section 5 References 5-1

LIST OF FIGURES

Page

Figure 1-1 Regional Location Map of Beaumont Site 1 1-2

Figure 1-2 Historical Operational Areas, Site Features, and Conservation Easement 1-3

Figure 2-1 Surface Water Sample Locations....2-7

Figure 2-2 Sample Locations - Third Quarter 2010 2-9

Figure 2-3 Sample Locations - Fourth Quarter 2010 2-10

Figure - Groundwater Contours for Alluvium and Weathered Mount Eden Formation - Third Quarter 2010 3-2

Figure 3-2 Groundwater Contours for Alluvium and Weathered Mount Eden Formation - Fourth Quarter 2010 3-3

Figure 3-3 Groundwater Elevation Change - Third Quarter 2010 3-7

Figure 3-4 Groundwater Elevation Change – Fourth Quarter 2010....3-8

Figure 3-5 Groundwater Elevations vs. Time - Selected Alluvial and Shallow Mount Eden Formation Wells 3-9

Figure 3-6 Groundwater Elevations vs. Time - Deeper Mount Eden Formation and Bedrock Wells 3-10

Figure 3-7 Groundwater Elevations Comparison - Selected Shallower and Deeper Screened Wells in the Alluvial and Shallow Mount Eden Formation....3-11

Figure 3-8 Surface Water Flow Locations - Third Quarter 2010 3-14

Figure 3-9 Surface Water Flow Locations - Fourth Quarter 2010 3-15

Figure 3- Perchlorate Isoconcentration Map (µg/L) for Alluvium and Shallow Mount Eden Formation 3-29

Figure 3- 1,1-DCE Isoconcentrations Map (µg/L) for Alluvium and Shallow Mount Eden Formation 3-30

Figure 3- TCE Isoconcentrations Map (µg/L) for Alluvium and Shallow Mount Eden Formation 3-31

Figure 3- 1,4-Dioxane Isoconcentrations Map (µg/L) for Alluvium and Shallow Mount Eden Formation 3-32

Figure 3- Primary COPC Extents for Alluvium and Shallow Mount Eden Formation....3-33

Figure 3- Plant Uptake Study Well Locations....3-39

Figure 3- Surface Water Sampling Results - Fourth Quarter 2010 3-42

Figure 3- Contaminant Attenuation Sample Locations - Third Quarter 2010 and Fourth Quarter 2010 3-44

Figure 3- Water Level Elevation and Perchlorate Concentrations with Precipitation Overlay 3-47

LIST OF TABLES

Page

Table 2-1 Sampling Schedule - Third Quarter 2010 2-4
Table 2-2 Sampling Schedule - Fourth Quarter 2010 2-5
Table 2-3 Sampling Schedule – Contaminant Attenuation Study - Focused Data Collection 2-6
Table - Groundwater Elevation - Third Quarter 2010 and Fourth Quarter 2010 3-4
Table 3-2 Groundwater Elevation Change - Third Quarter 2010 and Fourth Quarter 2010 3-6
Table 3-3 Surface Water Flow Rates 3-13
Table 3-4 Summary of Horizontal and Vertical Groundwater Gradient 3-17
Table 3-5 Summary of Validated Detected Organic and Inorganic Analytes - Third Quarter 2010 3-18
Table 3-6 Summary of Validated Detected Organic Analytes - Fourth Quarter 2010 3-19
Table 3-7 Summary of Validated Detected Inorganic, Natural Attenuation, and General Minerals Analytes - Fourth Quarter 2010 3-21
Table 3-8 Summary Statistics of Validated Organic and Inorganic Analytes Detected in Groundwater - Third Quarter 2010 3-23
Table 3-9 Summary Statistics of Validated Organic and Inorganic Analytes Detected in Groundwater - Fourth Quarter 2010 3-24
Table 3- Groundwater Chemicals of Potential Concern 3-28
Table 3- Summary of Detected COPCs in Guard Wells 3-35
Table 3- Summary of Detected COPCs in Increasing Trend Wells 3-37
Table 3- Summary of Detected COPCs in New Wells 3-38
Table 3- Summary of Detected COPCs in Surface Water 3-41
Table 3- Summary of Validated Detected Contaminant Attenuation Analytes and Field Measurements - Third Quarter 2010 and Fourth Quarter 2010 3-46
Table 4-1 Summary of Increasing COPC Trends 4-8
Table 4-2 Well Classification and Sampling Frequency 4-10

APPENDICES

Appendix A - Recent Environmental Activities and Conceptual Site Model

Appendix B - Field Data Sheets

Appendix C - Well Construction Summary Table

Appendix D - Water Level Hydrographs

Appendix E - Chemicals of Potential Concern Time Series Graphs

Appendix F - Summary of Calculated Horizontal and Vertical Groundwater Gradients

Appendix G - Validated Analytical Results by Method

Appendix H - Laboratory Data Packages

Appendix I - Consolidated Data Summary Tables

ACRONYMS

B	The result is < 5 times the blank contamination. Cross-contamination is suspected.
BPA	burn pit area
BTOC	below top of casing
cfs	cubic feet per second
COPC	chemical of potential concern
CSM	conceptual site model
1,1-DCA	1,1-dichloroethane
1,2-DCA	1,2-dichloroethane
1,1 -DCE	1,1-dichloroethene
cis-1,2-DCE	cis-1,2-dichloroethene
DO	dissolved oxygen
DOC	dissolved organic carbon
DWNL	California Department of Public Health drinking water notification level
EC	electrical conductivity
EPA	United States Environmental Protection Agency
GMP	Groundwater Monitoring Program
GPS	global positioning system
HCP	Habitat Conservation Plan
IUOE	International Union of Operating Engineers
LCS	laboratory control samples
LMC	Lockheed Martin Corporation

LPC	Lockheed Propulsion Company
MCL	maximum contaminant level
MCEA	Massacre Canyon Entrance Area
MDLs	method detection limits
MEF	Mount Eden formation
MeV	million electron volts
mg/L	milligrams per liter
µg/L	microgram per liter
MS/MSD	matrix spike/matrix spike duplicate
msl	mean sea level
MWS	municipal water district
mV	millivolts
NA	not analyzed / not applicable / not available
nM	nanoMoles
NPCA	Northern Potrero Creek Area
NTUs	nephelometric turbidity units
NWS	National Weather Service
ORP	oxidation-reduction potential
PQL	practical quantitation limit
psi	pounds per square inch
QAL	Quaternary alluvium
QAL / MEF	Quaternary alluvium / Mt Eden formation
QA/QC	quality assurance/quality control
qPCR	quantitative polymerase chain reaction assay
Radian	Radian Corporation, Inc.

Report	Semiannual Groundwater Monitoring Report
RMPA	Rocket Motor Production Area
RPD	relative percent difference
1,1,1-TCA	1,1,1-trichloroethane
1,1,2-TCA	1,1,2-trichloroethane
Tetra Tech	Tetra Tech, Inc.
TOC	total organic carbon
TCE	trichloroethene
TNT	2,4,6-trinitrotoluene
USFWS	United States Fish and Wildlife Service
VFA	volatile fatty acids
VOCs	volatile organic compounds

SECTION 1 INTRODUCTION

This Semiannual Groundwater Monitoring Report (Report) has been prepared by Tetra Tech, Inc. (Tetra Tech), on behalf of Lockheed Martin Corporation (LMC), and presents the results of the Third Quarter 2010 and Fourth Quarter 2010 water quality monitoring activities of the Potrero Canyon Unit (Lockheed Martin Beaumont Site 1) (Site) Groundwater Monitoring Program (GMP). The Site is located south of the City of Beaumont, Riverside County, California (Figure 1-1). Currently, the Site is inactive with the exception of remedial activities performed under Consent Order 88/89-034 and Operation and Maintenance Agreement 93/94-025 with the Department of Toxic Substances Control. The State of California owns the 9,117 acre site which includes a 565 acre conservation easement maintained by LMC (Figure 1-2).

The GMP includes quarterly, semiannual, annual, and biennial monitoring tasks with both groundwater and surface water collected and sampled as shown in Appendix A, Table 1-1. The annual and biennial events are larger major monitoring events, and the quarterly and semiannual events are smaller minor events. All new wells are sampled quarterly for one year. The semiannual wells are sampled second and fourth quarter of each year, annual wells are sampled the second quarter of each year, and the biennial wells are sampled during the second quarter of even numbered years.

The objectives of this Report are to:

- Briefly summarize the site history;
- Document water level and water quality monitoring procedures and results; and
- Analyze and evaluate the groundwater elevation and water quality monitoring data generated.

This Report is organized into the following sections: 1) Introduction, 2) Summary of Monitoring Activities, 3) Groundwater Monitoring Results, 4) Summary and Conclusions, and 5) References. A brief description of the previous site environmental investigations and the current conceptual site model (CSM) can be found in Appendix A.

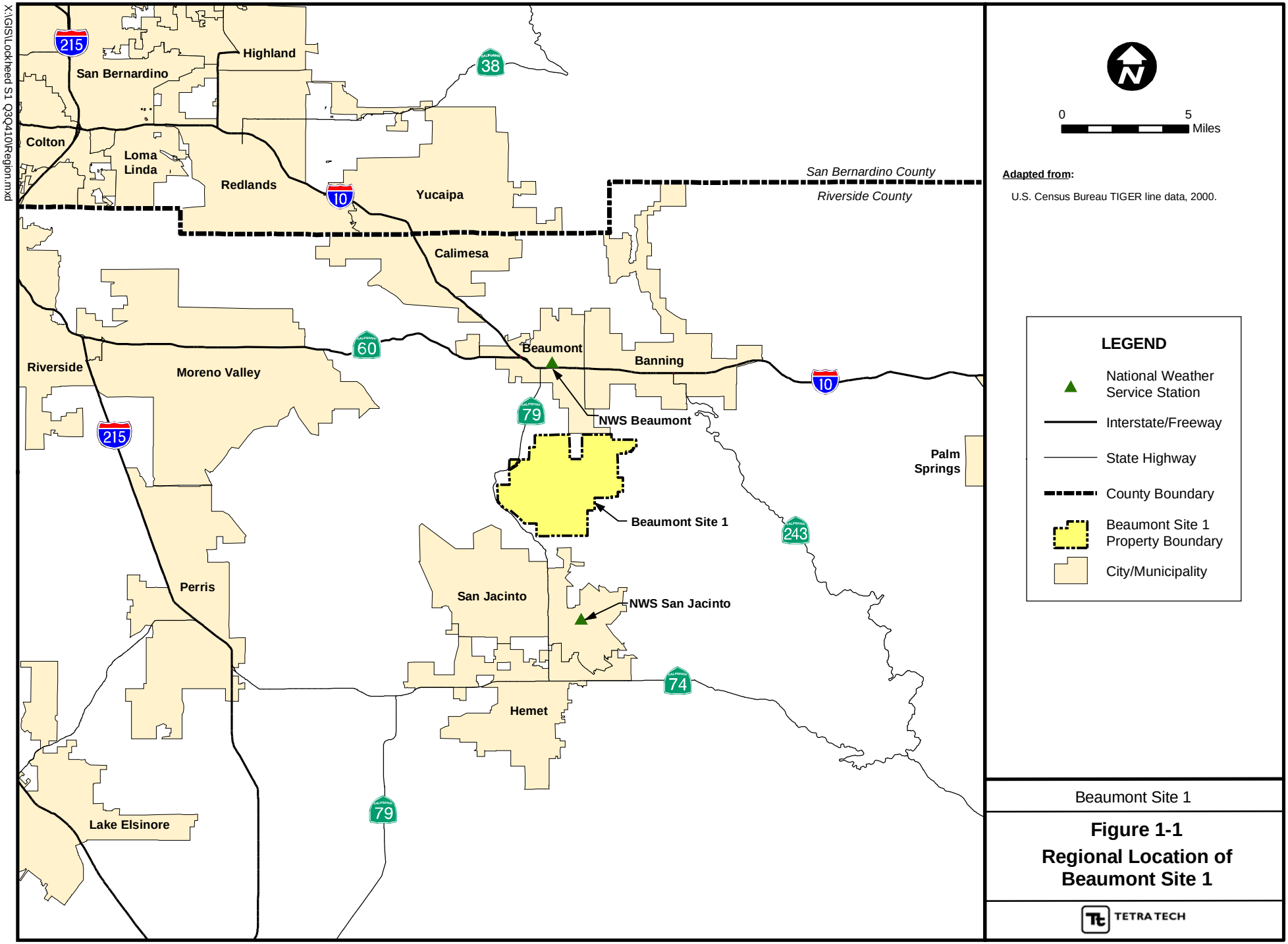
X:\GIS\Lockheed S1 Q3Q410\Region.mxd
215
Highland
San Bernardino
38
Colton
Loma
Linda
Redlands
10
Yucaipa
San Bernardino County
Riverside County
Calimesa
60
Beaumont
Banning
Riverside
Moreno Valley
10
79
NWS Beaumont
215
Palm
Springs
Beaumont Site 1
243
Perris
San Jacinto
NWS San Jacinto
74
Hemet
79
Lake Elsinore
0
5
Miles
Adapted from:
U.S. Census Bureau TIGER line data, 2000.
LEGEND
National Weather Service Station
Interstate/Freeway
State Highway
County Boundary
Beaumont Site 1 Property Boundary
City/Municipality
Beaumont Site 1
Figure 1-1
Regional Location of Beaumont Site 1
TETRA TECH

X:\GIS\Lockheed S1 Q3Q4\10Site.mxd

Soil Conservation Service Berm
Revetments for Avanti Motor Storage
Old Rocket Motor Casings
Storage Revetments
Backstop Berm
Impact Target Area
Potrero Creek

Area A
Eastern Aerojet Range (Avanti)

Lawrence Fault
Gun Placement
Concrete Target Wall
Instrumentation Building
Buildings
Tank

Area I
Western Aerojet Range

Area F
LPC Test Services Area

Area B
Rocket Motor Production Area

NORTHERN POTRERO CREEK AREA
ROCKET MOTOR PRODUCTION AREA

Conservation Easement
Chemical Storage Quonset
Tank
Fuel Slurry Station
Mix Station Control
300 Gallon Propellant Mix Station
Blue Motor Burn Pit
Motor Washout Area

Area C
Burn Pit Area

Airstrip
Observation Station
Temporary Segment Storage T-4
Boneyard
25 MeV Betatron Building
Temporary Segment Storage T-3
Test Motors Conditioning Ovens
Storage Magazine
Test Area for Incendiary Bomb
Test Instrument Bunker
E.B.E.S. Test Facilities
Test Personnel Bunker
Large Motor Test Bay
Conditioning Chambers
Small Motor Horizontal Test Bay
Small Motor Vertical Test Bay
Concrete Pad Washout Area
Well
Sanitary Landfill
Area H
Sanitary Landfill
Beryllium Waste Storage
Igniter Magazine
Maintenance and Storage
Heliport
Landing Pad
30mm Gun
Observation Station
Tower - Mobile Target
Tower
Potrero Creek

NORTHERN POTRERO CREEK AREA
MASSACRE CANYON ENTRANCE AREA

Fault E
Bedsprings Creek
Bedsprings Fault

Canyon 4
Canyon 3
Canyon 2
Canyon 1

Area E
Radioactive Waste Disposal Site

Terraced Projectile Landing Zone
Fault D
Delamonte Fault

Final Burn Area
Burn Pit Bunker
Ballistic Tunnel
Berm
Magazine
Gun Mount Berm
Control Trailers
Temporary Waste Storage
Storage Buildings
Class A Storage
Small Test Area
Dissolved TNT (out of bombs)
Goetz Fault
Fault F

Area D
LPC Ballistics Test Range

Potrero Fault Zone
Lower Potrero Fault Zone
Fault A
Fault C
Fault B

Area G
Helicopter Weapons Test Area

Observation Station

Gilman Springs Rd
Claremont Fault (San Jacinto Fault Zone)

0 1,000 2,000 Feet

Adapted from: March 2007 aerial photograph.

Faults from structural analysis of Potrero Valley, *Lineament and Geologic Mapping Study, Tetra Tech, 2009.*

LEGEND

- Fault, Accurately Located Showing Dip
- Fault, Approximately Located
- Bedrock/Alluvium Surface Contact
  Dashed where inferred
- Historic Feature Location
- Conservation Easement Boundary
- Beaumont Site 1
  Property Boundary
- Historical Operational
  Area Boundary

Notes: Beaumont Site 1 property boundary is approximate.

Beaumont Site 1

Figure 1-2
Historical Operational Areas, Site Features, and Conservation Easement

TETRA TECH

1.1 SITE BACKGROUND

The Site is a 9,117 acre parcel located south of Beaumont, California. The Site was primarily used for ranching prior to 1960. From 1960 to 1974, the Site was used by Lockheed Propulsion Company (LPC) for solid rocket motor and ballistics testing (Tetra Tech, 2003a). Activities at the Site also included burning of process chemicals and waste rocket propellants in an area commonly referred to as the burn pit area (BPA).

Nine primary historical operational areas have been identified at the Site. A site historical operational areas and features map is presented as Figure 1-2. Historical operational areas were used for various activities associated with rocket motor assembly, testing, and propellant incineration. A brief description of each historical operational area follows:

Historical Operational Area A – Eastern Aerojet Range

Between 1970 and 1972, Aerojet leased an area (referred to as the Eastern Aerojet Range) along the eastern portion of the Site. The Eastern Aerojet Range was used periodically for ballistics research and development experimentation on several types of 30-millimeter projectiles. Avanti, a highly classified project, utilized the land directly east of the Eastern Aerojet Range, including several U-shaped revetments for the storage of explosive materials and rocket motors. Due to its classified status, the purpose of the Avanti project and its operational procedures are unknown (Radian, 1986).

Historical Operational Area B – Rocket Motor Production Area

The Rocket Motor Production Area (RMPA), also known as the Propellant Mixing Area, was used for the processing and mixing of rocket motor solid propellants. The rocket motor production process consisted of: 1) a fuel slurry station, 2) a mixing station, and 3) a cast and curing station.

If a defect was found in the solid propellant mix, the rocket motor was scrapped. The solid propellant was removed from the casings by water jetting at the motor washout located south of the mixing station (Radian, 1986).

In 1973, an area east of the mixing station, known as the Blue Motor Burn Pit, was utilized for the destruction of four motors, which included a motor with "Malloy blue" solid propellant, also referred to as milori blue or Prussian blue (Radian, 1986).

Historical Operational Area C – Burn Pit Area

The BPA consisted of three primary features: 1) the chemical storage area, 2) burn pits, and 3) the beryllium test stand. Hazardous wastes generated at the Site were stored in 55-gallon drums on a concrete pad east of the burn pits at the chemical storage area until enough material was accumulated for a burning event. The hazardous materials burned in the pits included: ammonium perchlorate, wet propellant from motor washout, dry propellant, batches of out-of-specification propellant, various kinds of adhesives, resin curatives such as polybutadiene acrylonitrile/acrylic acid copolymer, burn rate modifiers such as ferrocene, pyrotechnic and ignition components, packaging materials (e.g., metal drums, plastic bags, and paper drums), and solvents (Radian, 1986).

On the south side of the bedrock outcrop where the burn pit instrumentation bunker was located, there was a one-time firing of small beryllium research motors.

Historical Operational Area D – LPC Ballistics Test Range

The LPC Ballistics Test Range facilities included gun mounts, a ballistic tunnel, and storage buildings and trailers. Guns were tested by firing through the tunnel toward a terraced hill. Live rounds were not used although projectiles were often specially shaped and weighted to simulate actual live rounds (Radian, 1986). Another major project conducted in this area was experimentation on a rocket-assisted projectile to test penetration capability. Additional experiments included impact testing of various motors and pieces of equipment (Radian, 1986).

Class A explosives were reportedly stored in two or three 10-foot by 10-foot buildings located behind a berm. A small canyon behind the hill to the south of the former storage buildings was reportedly used as a small test area for incendiary bombs. An incendiary bomb was detonated in the center of drums containing various types of fuel (e.g., jet fuel, gasoline, and diesel) set in circles of different radii to observe shrapnel and penetration patterns. (Alternatively, this test may have been conducted in Area I.) At a small area near the bend in the road, acetone was used to dissolve 2,4,6-trinitrotoluene (TNT) out of projectiles before they were fired (Radian, 1986).

Historical Operational Area E – Radioactive Waste Disposal Site

During 1971, low-level radioactive waste was buried in one of four canyons southeast of the LPC test services area as reported by former site employees. In 1990, the radioactive waste was located

and removed. The analytical results indicated that detected radiation levels were within the range of naturally occurring levels (Radian, 1990). Maps from the removal action report suggest the waste was removed from Canyon 2.

Historical Operational Area F – LPC Test Services Area

The LPC Test Services Area included the following features: 1) three bays for structural load tests, 2) a 13-foot-diameter spherical pressure vessel, 3) six temperature conditioning chambers, 4) four environmental chambers, 5) a 25-million electron volt (MeV) Betatron for X-raying large structures, 6) personnel and instrumentation protection bunkers, and 7) supporting workshops and storage areas (Radian, 1986).

If defects were identified during the integrity and environmental testing activities, the rocket motors were taken to a secondary washout area located south of the conditioning chambers adjacent to Potrero Creek (Radian, 1986).

Rocket motor structural load testing under static and captive firing conditions occurred at the LPC test bays. During several of the initial tests conducted at Bay 309, the readied motor exploded instead of firing (Radian, 1986).

Historical Operational Area G – Helicopter Weapons Test Area

The helicopter weapons test area was used to develop equipment for handling helicopter weapons systems. The facilities within this area included a hanger (Building 302), helicopter landing pad, stationary ground-mounted gun platforms, and a mobile target suspended between towers. The primary project at this test area was testing of both stationary guns and guns mounted on helicopters. Experimentation also was performed on the solid propellant portion of an armor-piercing round. The majority of rounds were fired into the side of the creek wash, about 100 yards to the south of the hanger. A longer impact area labeled with distance markers was located in the canyon to the south of the wash. Projectiles were steel only; warheads were not used during tests at this facility (Tetra Tech, 2003a).

Historical Operational Area H – Sanitary Landfill

A permitted sanitary landfill was located along the western side of the Site. The permit for the landfill authorized LPC to dispose of trash such as paper, scrap metal, concrete, and wood generated during routine daily operations. Lockheed policy strictly dictated that hazardous

materials were not to be disposed of at this landfill. The trenches were later covered and leveled, with only an occasional tire, metal scrap, or piece of wood remaining on the surface (Tetra Tech, 2003a).

Historical Operational Area I – Western Aerojet Range

Between 1970 and 1972, Aerojet leased an area (referred to as the Western Aerojet Range) along the western portion of the Site. LPC conducted an incendiary test with a 500-pound bomb at the southwest end of the Western Aerojet Range. This test was reportedly similar to testing performed at the LPC Ballistics Test Area. According to Radian's historical report, the Western Aerojet Range was originally leveled to be used as an airstrip (Radian, 1986). Based on employee interviews, the airstrip may have been used only on one occasion (Tetra Tech, 2003a). During Munitions and Explosives of Concern investigations performed in 2006, it was discovered that inert 27.5 millimeter projectiles were tested in this area.

Post LPC and Aerojet Facility Usage

LMC leased portions of the Site to several outside parties for use in various activities (Radian, 1986; Tetra Tech, 2003a). The International Union of Operating Engineers (IUOE) utilized the Site from 1971 through 1991 for surveying and heavy equipment training. The main office of the IUOE was formerly located within Bunker 304 of Historical Operational Area F (LPC Test Services Area). The IUOE earth-moving activities involved maintaining roads and reshaping various parts of the Site, primarily within Historical Operational Areas F and G.

On several occasions, General Dynamics utilized Historical Operational Area B (RMPA) for testing activities (Radian, 1986). In 1983 and 1984, General Dynamics conducted weapons testing of a Viper Bazooka and Phalanx Gatling gun.

Structural Composites used the steep terrain of the Site for vehicle rollover tests on a number of occasions. Structural Composites also conducted heat and puncture tests on pressurized fiberglass and plastic reinforced cylinders. The tests involved shooting a single 30-caliber round at the cylinders and recording the results (Radian, 1986).

SECTION 2 SUMMARY OF MONITORING ACTIVITIES

Section 2 summarizes the Third Quarter 2010 and Fourth Quarter 2010 groundwater monitoring events conducted at the Site. The results from these monitoring events are discussed in Section 3.

2.1 GROUNDWATER LEVEL MEASUREMENTS

Groundwater level measurements are collected at the Site on a quarterly basis from all available wells. Water level measurements for 172 wells were proposed for the Third Quarter 2010 monitoring event and 179 wells were proposed for the Fourth Quarter 2010 monitoring event. The Third Quarter 2010 groundwater level measurements were collected from 171 of the Site's wells between August 30 and September 2, 2010. One well was unable to be measured due to an obstruction in its casing. The Fourth Quarter 2010 groundwater level measurements were collected from 179 of the Site's wells between December 15 and December 20, 2010. The seven additional wells measured during Fourth Quarter 2010 were installed as part of the Site 1 Plant Uptake Study (Tetra Tech, 2010c). Copies of field data sheets from the water quality monitoring events are presented in Appendix B. A summary of well construction details is presented in Appendix C.

In order to correlate observed changes in groundwater levels with local precipitation, precipitation data is collected from the local weather station in Beaumont. Between June 2010 (Second Quarter 2010) and September 2010 (Third Quarter 2010), the Beaumont National Weather Service (NWS) station reported approximately 0.06 inches of precipitation. Between September 2010 (Third Quarter 2010) and December 2010 (Fourth Quarter 2010), the Beaumont NWS reported approximately 15.50 inches of precipitation.

2.2 SURFACE WATER FLOW

The Site is primarily drained by Potrero Creek, an ephemeral stream which follows the valley from north to south before turning southwest to pass through Massacre Canyon toward its convergence with the San Jacinto River. Potrero Creek is fed by local tributary drainage and storm water runoff from the city of Beaumont as well as other ephemeral streams in the southern and eastern portions of the Site. The largest of the tributary drainages is Bedsprings Creek, which is located southwest of the former RMPA and former BPA. In general, creeks are dry except during

and immediately after periods of rainfall. However, springs and seeps occur in and adjacent to Potrero Creek in the western portion of the Site. Surface water flow is not continuous through most of Potrero Valley. In Massacre Canyon, while perennial surface water flow is present, during dryer periods surface water flow becomes limited to two reaches, 50 to 100 feet in length, along the western portion of the Northern Potrero Creek Area (NPCA). In general, creeks are dry except during and immediately after periods of heavy rainfall. The areas within Potrero and Bedsprings Creek where surface water was present were mapped during the Third Quarter 2010 and Fourth Quarter 2010 groundwater monitoring events. The four previously identified fixed locations were checked for flowing water and, if present, the flow rate and volume were determined through field observation and measurements.

2.3 GROUNDWATER AND SURFACE WATER SAMPLING

The frequency of groundwater monitoring is dependent on the monitoring well's classification within the network and intended purpose. Groundwater is sampled as frequently as quarterly and surface water samples are collected semiannually. The Third Quarter 2010 monitoring event consisted of water level monitoring, the quarterly sampling of newly installed wells, and natural attenuation sampling of the Large Motor Washout Area (F-33) wells. The Fourth Quarter 2010 monitoring event consisted of water level monitoring; surface water sampling; the quarterly sampling of newly installed wells; and the semiannual sampling of increasing contaminant trend wells, guard wells, natural attenuation sampling of the Large Motor Washout Area (F-33) monitoring wells, and wells included in the focused data collection phase of the Site 1 contaminant attenuation study. Tables 2-1, 2-2, and 2-3 list the locations sampled during the Third Quarter 2010 and Fourth Quarter 2010 monitoring events, and the locations sampled for contaminant attenuation parameters, respectively. Contaminant attenuation parameters include: total organic carbon (TOC), dissolved organic carbon (DOC), total iron, ferrous iron, sulfide, sulfate, methane, ethane, ethane, hydrogen, and volatile fatty acids (VFAs). Additionally locations selected for the focused data collection phase were sampled for alkalinity, chlorate, chloride, dissolved manganese nitrate, and nitrite during the Fourth Quarter 2010 sampling event. Seven of the focused data study wells that had indications of perchlorate and/or solvent biodegradation had samples collected for quantitative polymerase chain reaction assay (qPCR) sampling for perchlorate reductase and Dehalococcoides spp. The tables summarize analytical methods, sampling dates, Quality Assurance/Quality Control (QA/QC) samples collected, and field notes.

Surface water samples are collected from 17 fixed locations. One designated alternate surface water location is sampled if flowing water is not encountered at the southern end of Massacre Canyon at Gilman Springs Road (Figure 2-1).

Because of the ephemeral nature of the streams on the Site, certain locations are generally sampled only during or shortly after periods of precipitation. Sampling, analytical, and QA/QC procedures for the monitoring events are described in the Beaumont Sites 1 and 2, Programmatic Sampling and Analysis Plan (Tetra Tech, Inc., 2010a).

Table 2-1 Sampling Schedule - Third Quarter 2010

Monitoring Well or Storm Water Location	Sample Date	VOCs (1)	1,4-Dioxane (2)	Perchlorate (3)	Contaminant Attenuation Parameters (4)	Comments and QA / QC Samples
EW-15	09/15/10	X	X	X	-	Sampled with Portable Bladder Pump, Duplicate EW-15-Dup
F33-TW2	09/14/10	X	X	X	X	Sampled with Peristaltic Pump, MS/MSD
F33-TW3	09/14/10	X	X	X	X	Sampled with Peristaltic Pump
F33-TW6	09/14/10	X	X	X	X	Sampled with Peristaltic Pump
F33-TW7	09/14/10	X	X	X	X	Sampled with Peristaltic Pump
MW-70	09/13/10	X	X	X	X	Sampled with Dedicated Pump
MW-82	09/15/10	X	X	X	X	Sampled with Dedicated Pump
MW-83	09/15/10	X	X	X	X	Sampled with Dedicated Pump
MW-101	09/13/10	X	X	X	-	Sampled with Dedicated Pump
MW-102	09/13/10	X	X	X	-	Sampled with Dedicated Pump

Total Sample Locations: 10

Total Samples Collected: 10

Notes:

(1) - Volatile organic compounds (VOCs) analyzed by EPA Method SW8260 B

(2) - 1,4 - Dioxane analyzed by EPA Method SW8270C SIM

(3) - Perchlorate analyzed by EPA Method E332.0

(4) - Contaminant attenuation parameters by various methods

"-" - Not analyzed

MS/MSD - Matrix Spike / Matrix Spike Duplicate.

Table 2-2 Sampling Schedule - Fourth Quarter 2010

Monitoring Well or Surface Water Location	Sample Date	VOCs (1)	1,4-Dioxane (2)	Per-chlorate (3)	Contaminant Attenuation Parameters (4)	Comments and QA / QC Samples
SW-01	01/03/11	X	X	X	-	Pond near main gate, MS/MSD
SW-02	01/03/11	X	X	X	-	South of OW-02, upper pond #1
SW-03	01/03/11	X	X	X	-	Upper Pond #2
SW-04	NA	-	-	-	-	Dry, no sample collected
SW-06	01/05/11	X	X	X	-	Near prior S-3 in sandstone canyon, Duplicate SW-06-Dup
SW-07	01/05/11	X	X	X	-	Near MW-67, Duplicate SW-07-Dup
SW-08	01/03/11	X	X	X	-	Pond east of the Building 315 bunker
SW-09	01/04/11	X	X	X	-	SW of MW-15/18 (former First Surface Water)
SW-10	01/03/11	X	X	X	-	Near MW-37
SW-11	NA	-	-	-	-	Dry, no sample collected
SW-12	NA	-	-	-	-	Dry, no sample collected
SW-13	01/03/11	X	X	X	-	SE of Burn Pit at road crossing
SW-14	01/03/11	X	X	X	-	North of MW-42 in unnamed drainage
SW-15	01/03/11	X	X	X	-	North of main river crossing of Potrero Creek
SW-16	01/03/11	X	X	X	-	Gilman Hot Springs Road (former Last Surface Water)
SW-17	NA	-	-	-	-	Sample only if SW-16 is dry
SW-18	01/05/11	X	X	X	-	Near MW-77A/B in Potrero Creek
SW-19	01/05/11	X	X	X	-	West of F34-TW1 in Potrero Creek
F33-TW2	01/07/11	X	X	X	X	Sampled with Peristaltic Pump
F33-TW3	01/13/11	X	X	X	X	Sampled with Peristaltic Pump, MS/MSD, Duplicate F33-TW3-Dup
F33-TW6	01/07/11	X	X	X	X	Sampled with Peristaltic Pump
F33-TW7	01/07/11	X	X	X	X	Sampled with Peristaltic Pump
IW-04	01/17/11	X	X	X	-	Sampled with Dedicated Pump
MW-07	01/05/11	X	X	X	-	Sampled with Dedicated Pump, Duplicate MW-07-Dup
MW-15	01/06/11	X	X	X	-	Sampled with Dedicated Pump
MW-18	01/06/11	X	X	X	-	Sampled with Dedicated Pump, MS/MSD
MW-60A	01/06/11	X	X	X	-	Sampled with Dedicated Pump
MW-60B	01/06/11	X	X	X	-	Sampled with Dedicated Pump
MW-67	01/07/11	X	X	X	-	Sampled with Dedicated Pump
MW-68	01/19/11	X	X	X	-	Sampled with Dedicated Pump
MW-70	01/13/11	X	X	X	X	Sampled with Dedicated Pump
MW-76A	01/06/11	X	X	X	-	Sampled with Dedicated Pump
MW-82	01/10/11	X	X	X	X	Sampled with Dedicated Pump
MW-83	01/10/11	X	X	X	X	Sampled with Dedicated Pump
MW-90	01/05/11	X	X	X	-	Sampled with Dedicated Pump
MW-98B	01/05/11	X	X	X	-	Sampled with Dedicated Pump, Duplicate MW-98B-Dup
MW-100	01/04/11	X	X	X	-	Sampled with Dedicated Pump

Total Sample Locations: 37
Total Samples Collected: 33

Notes:

Well not sampled or surface water sample not collected

(1) - Volatile organic compounds (VOCs) analyzed by EPA Method SW8260 B

(2) - 1,4 - Dioxane analyzed by EPA Method SW8270C SIM

(3) - Perchlorate analyzed by EPA Method E332.0

(4) - Contaminant attenuation parameters by various methods

"-" - Not analyzed

MS/MSD - Matrix Spike / Matrix Spike Duplicate

Table 2-3 Sampling Schedule – Contaminant Attenuation Study - Focused Data Collection

Monitoring Well or Surface Water Location	Sample Date	VOCs (1)	1,4-Dioxane (2)	Per-chlorate (3)	Focused Data Collection Contaminant Attenuation Parameters (4)	Comments and QA / QC Samples
EW-13	01/12/11	X	X	X	X	Sampled with Portable Bladder Pump
EW-15	01/11/11	X	X	X	X	Sampled with Portable Bladder Pump
EW-16	01/20/11	X	X	X	X	Sampled with Portable Bladder Pump
EW-18	01/19/11	X	X	X	X	Sampled with Portable Bladder Pump
F33-TW2	01/07/11	-	-	-	X	Sampled with Peristaltic Pump
F33-TW3	01/13/11	-	-	-	X	Sampled with Peristaltic Pump, MS/MSD, Duplicate F33-TW3-Dup
F33-TW6	01/07/11	-	-	-	X	Sampled with Peristaltic Pump
IW-01	01/18/11	X	X	X	X	Sampled with Portable Bladder Pump
IW-02	01/18/11	X	X	X	X	Sampled with Portable Bladder Pump
IW-03	01/17/11	X	X	X	X	Sampled with Portable Bladder Pump
IW-04	01/17/11	-	-	-	X	Sampled with Dedicated Pump
IW-05	01/19/11	X	X	X	X	Sampled with Portable Bladder Pump
MW-19	01/11/11	X	X	X	X	Sampled with Dedicated Pump
MW-44	01/19/11	X	X	X	X	Sampled with Portable Bladder Pump
MW-49	01/10/11	X	X	X	X	Sampled with Dedicated Pump, Duplicate MW-49-Dup
MW-50	01/18/11	X	X	X	X	Sampled with Portable Bladder Pump
MW-51	01/18/11	X	X	X	X	Sampled with Portable Bladder Pump
MW-52	01/18/11	X	X	X	X	Sampled with Portable Bladder Pump
MW-61B	01/10/11	X	X	X	X	Sampled with Dedicated Pump
MW-61C	01/12/11	X	X	X	X	Sampled with Dedicated Pump
MW-70	01/13/11	-	-	-	X	Sampled with Dedicated Pump
MW-82	01/10/11	-	-	-	X	Sampled with Dedicated Pump
MW-83	01/10/11	-	-	-	X	Sampled with Dedicated Pump
MW-101	01/11/11	X	X	X	X	Sampled with Dedicated Pump
MW-102	01/17/11	X	X	X	X	Sampled with Dedicated Pump

Total Sample Locations: 25
Total Samples Collected: 25

Notes:

Well not sampled or surface water sample not collected

(1) - Volatile organic compounds (VOCs) analyzed by EPA Method SW8260 B

(2) - 1,4 - Dioxane analyzed by EPA Method SW8270C SIM

(3) - Perchlorate analyzed by EPA Method E332.0

(4) - Focused data collection contaminant attenuation parameters by various methods

"-" - Not analyzed.

MS/MSD - Matrix Spike/Matrix Spike Duplicate.

X:\GIS\Lockheed S1 Q3Q4\10\Surf Samp Loc.mxd

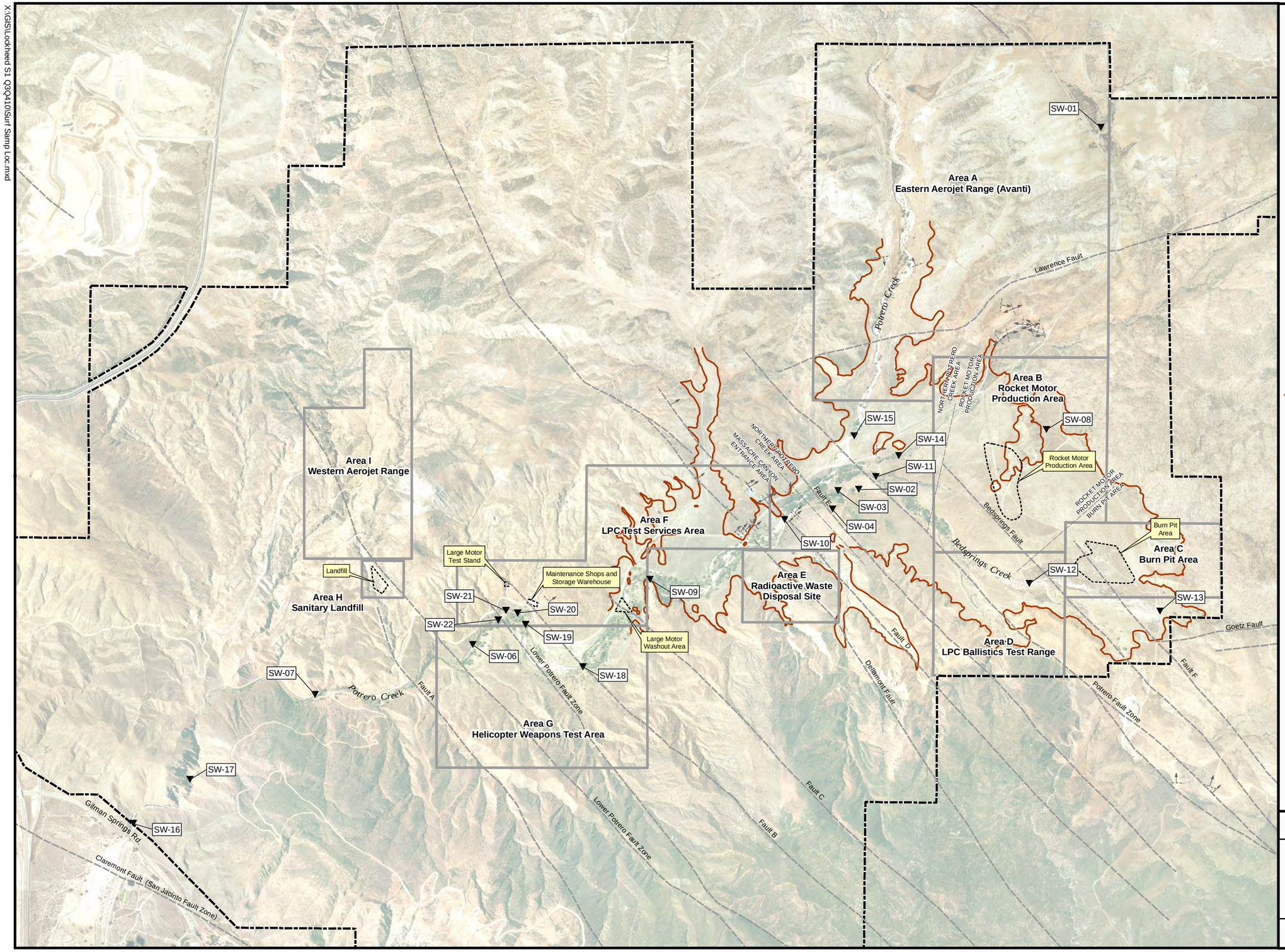



0 1,000 2,000 Feet

Adapted from: March 2007 aerial photograph.

Faults from structural analysis of Potrero Valley, *Lineament and Geologic Mapping Study, Tetra Tech, 2009.*

LEGEND

- Surface Water Sample Location
- Fault, Accurately Located Showing Dip
- Fault, Approximately Located
- Bedrock/Alluvium Surface Contact
  Dashed where inferred
- Source Areas
- Historical Operational Area Boundary
- Beaumont Site 1 Property Boundary

Notes:

Beaumont Site 1 property boundary is approximate.

Beaumont Site 1

Figure 2-1

Surface Water Sample Locations

TETRA TECH

2.3.1 Proposed and Actual Surface Water and Well Locations Sampled

A total of 10 monitoring wells, as shown in Figure 2-2, were proposed and sampled for the Third Quarter 2010 monitoring event.

For the Fourth Quarter 2010 monitoring event, a total of 37 sampling locations (17 surface water, 1 alternate surface water, and 19 monitoring wells) were proposed for water quality monitoring. Additionally, as part of the focused data collection phase of the Site 1 contaminant attenuation study, 25 monitoring wells were proposed for enhanced contaminant attenuation sampling. Seven of the 25 monitoring wells selected for the contaminant attenuation focused data collection were previously scheduled for sampling during the Fourth Quarter 2010 monitoring event. In addition to the already scheduled suite of site analytical parameters, these wells were sampled for the focused data collection contaminant attenuation parameters. The remaining 18 wells were sampled as part of the contaminant attenuation study for both the focused data collection contaminant attenuation parameters and the normal suite of site parameters.

Three proposed surface water sample locations, SW-04, SW-11, and SW-12, were not sampled because the locations were dry. SW-16 was sampled so SW-17, an alternate surface water location sampled when SW-16 is dry, was not sampled. Therefore, water quality data was collected from 14 surface water and 37 monitoring well locations during this event. Figure 2-3 presents groundwater and surface water locations sampled for the Fourth Quarter 2010 monitoring event.

X:\GIS\Lockheed S1 Q3\Q410\Samp Loc Q310.mxd

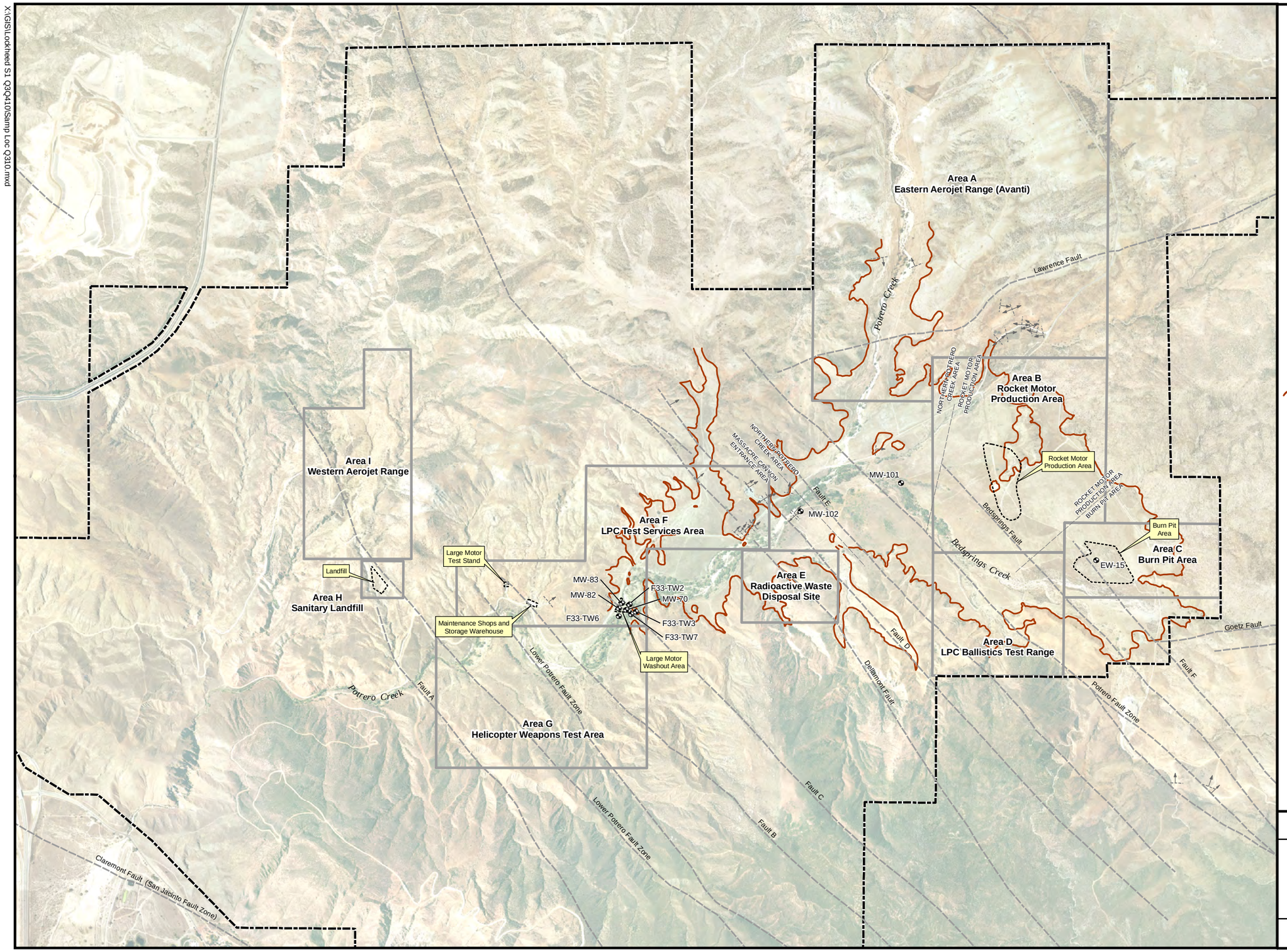

0 1,000 2,000 Feet

Adapted from: March 2007 aerial photograph.

Faults from structural analysis of Potrero Valley, *Lineament and Geologic Mapping Study, Tetra Tech, 2009.*

LEGEND

- Sampled Well (Third Quarter 2010)
- Fault, Accurately Located Showing Dip
- Fault, Approximately Located
- Bedrock/Alluvium Surface Contact
  Dashed where inferred
- Source Areas
- Historical Operational Area Boundary
- Beaumont Site 1 Property Boundary

Notes:

Beaumont Site 1 property boundary is approximate.

Beaumont Site 1

Figure 2-2

Third Quarter (September) 2010 Sample Locations

TETRA TECH

X:\GIS\Lockheed S1 Q3\Q410\Samp Loc Q410.mxd

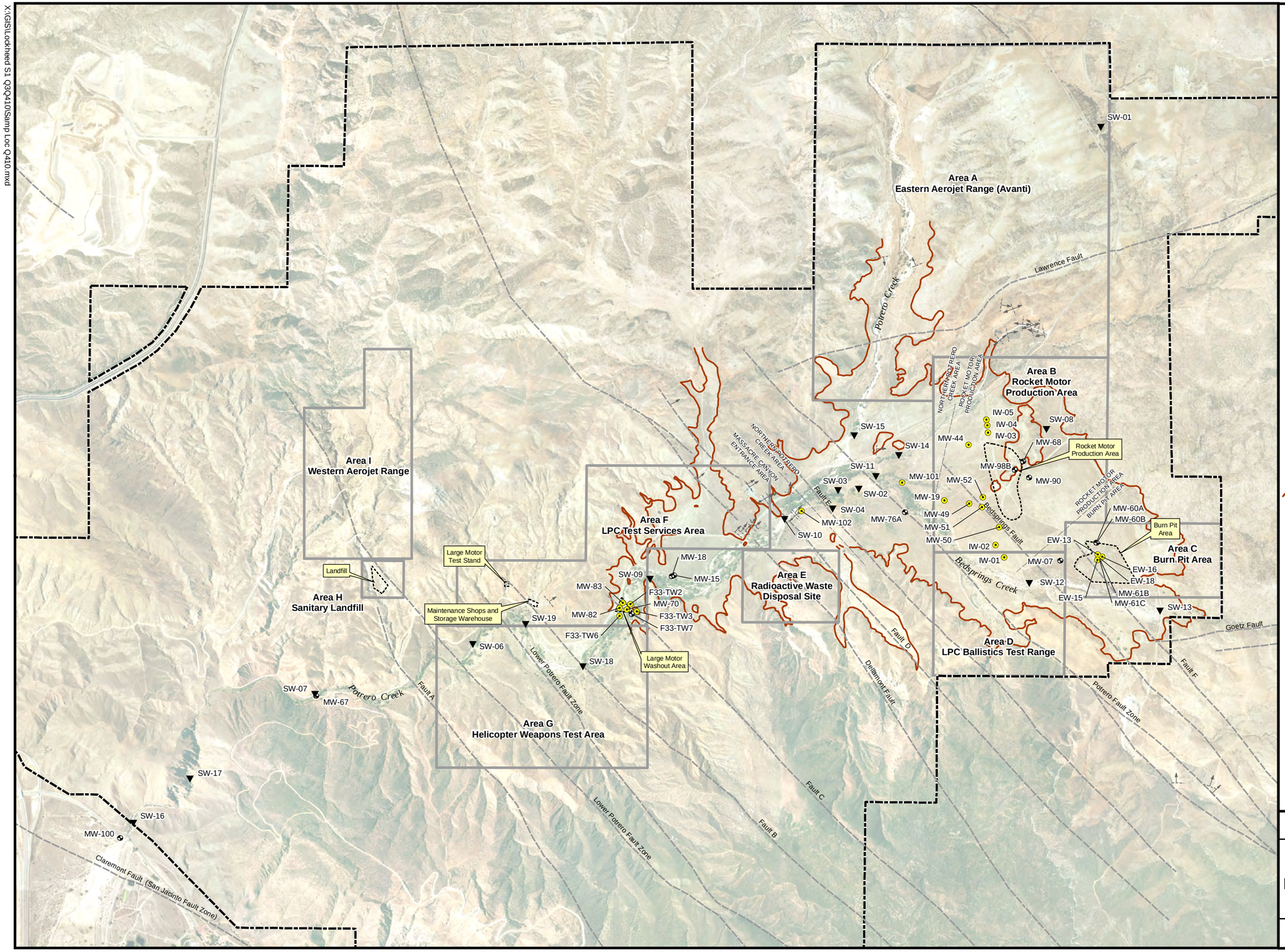

0 1,000 2,000 Feet

Adapted from: March 2007 aerial photograph.

Faults from structural analysis of Potrero Valley, *Lineament and Geologic Mapping Study, Tetra Tech, 2009.*

LEGEND

- Sampled Well (Fourth Quarter 2010)
- Sampled Well - Monitored Natural Attenuation Focused Data Collection Location (Fourth Quarter 2010)
- Surface Water Sample Location (Fourth Quarter 2010)
- Fault, Accurately Located Showing Dip
- Fault, Approximately Located
- Bedrock/Alluvium Surface Contact Dashed where inferred
- Source Areas
- Historical Operational Area Boundary
- Beaumont Site 1 Property Boundary

Notes:

Beaumont Site 1 property boundary is approximate.

Beaumont Site 1

Figure 2-3

Fourth Quarter (September) 2010 Sample Locations

TETRA TECH

2.3.2 Field Sampling Procedures

The following water quality field parameters were measured and recorded on field data sheets (Appendix B) during well purging activities: water level, temperature, pH, electrical conductivity (EC), turbidity, oxidation reduction potential (ORP), and dissolved oxygen (DO). Groundwater samples were collected from monitoring wells by low-flow purging and sampling through dedicated double-valve pumps, a portable bladder pump, or a peristaltic pump.

Collection of water quality parameters was initiated when at least one discharge hose / pump volume had been removed and purging was considered complete when the above parameters had stabilized, or the well was purged dry (evacuated). Stabilization of water quality parameters was used as an indication that representative formation water had entered the well and was being purged. The criteria for stabilization of these parameters are as follows: water level ± 0.1 foot, pH ± 0.1, EC ± 3 percent, turbidity < 10 nephelometric turbidity units (NTUs) (if > 10 NTUs ± 10%), DO ± 0.3 milligrams per liter (mg/L) and ORP ± 10 millivolts (mV). Sampling instruments and equipment were maintained, calibrated, and operated in accordance with the manufacturer's specifications, guidelines, and recommendations. If a well was purged dry, the well was sampled with a disposable bailer after sufficient recharge had taken place to allow sample collection.

Groundwater samples were collected in order of decreasing volatilization potential and placed in appropriate containers. A sample identification label was affixed to each sample container and sample custody was maintained by chain-of-custody record. Groundwater samples collected were chilled and transported to a state accredited analytical laboratory, via courier, thus maintaining proper temperatures and sample integrity. Lockheed trip blanks were collected for the monitoring events to assess cross-contamination potential of water samples while in transit. Lockheed equipment blanks were collected when sampling with non-dedicated equipment to assess cross-contamination potential of water samples via sampling equipment.

Surface water sampling locations were previously located using a global positioning satellite (GPS) system and marked in the field. Surface water samples were collected at previously GPS-mapped locations either using a disposable bailer with the sample transferred to the laboratory supplied water sample containers, or the water sample was collected directly in the laboratory supplied water sample containers. Temperature, pH, EC, turbidity, ORP, and DO were measured and recorded on field data sheets at surface water sampling locations.

2.4 ANALYTICAL DATA QA/QC

The samples were tested using approved United States Environmental Protection Agency (EPA) methods. Since the analytical data was obtained by following EPA approved method criteria, the data was evaluated by using the EPA approved validation methods described in the National Functional Guidelines (EPA, 2008 and EPA, 2010). The National Functional Guidelines contain instructions on method-required quality control parameters and on how to interpret these parameters to confer validation to environmental data results.

Quality control parameters used in validating data results include: holding times, field blanks, laboratory control samples, method blanks, duplicate environmental samples, spiked samples, and surrogate and spike recovery data.

2.5 HABITAT CONSERVATION

All monitoring activities were performed in accordance with the U.S. Fish and Wildlife Service approved Habitat Conservation Plan (HCP) [USFWS, 2005] and subsequent clarifications (LMC, 2006a and 2006b) of the HCP. Groundwater sampling activities were conducted with light duty vehicles and were supervised by a United States Fish and Wildlife Service (USFWS) approved biologist as specified in the Low Effect HCP.

SECTION 3 GROUNDWATER MONITORING RESULTS

Section 3 presents the results and interpretations of the Third Quarter 2010 and Fourth Quarter 2010 groundwater monitoring events. The following subsections include tabulated summaries of groundwater elevation and water quality data, contour maps, and primary chemicals of potential concern (COPC) analyte results. Plots of groundwater elevation versus time (hydrographs) and concentration versus time (time series graphs) for primary and secondary COPC analytes are presented in Appendices D and E, respectively.

3.1 GROUNDWATER ELEVATION

Groundwater elevations during the Third Quarter 2010 and Fourth Quarter 2010 monitoring events ranged from approximately 2,149 feet mean sea level (msl) upgradient of the former BPA to approximately 1,794 feet msl in the Massacre Canyon Entrance Area (MCEA). A total of 172 monitoring wells were identified for groundwater level measurements for the Third Quarter 2010 monitoring event and a total of 179 monitoring wells were identified for groundwater level measurements for the Fourth Quarter 2010 monitoring event. For the Third Quarter 2010 monitoring event, four wells were dry (OW-05, OW-06, OW-07, and VRW-01), and measurements from one well could not be collected due to an obstruction in its casing (EW-02). EW-01 and EW-02 are former extraction wells with pumps and associated wiring and piping still in place. Whereas these down-hole items make water level measurements difficult, the wells may be needed for future site remediation and/or monitoring activities and therefore continue to be included in the monitoring well network. However, if water level measurements cannot be collected from either of these wells, several monitoring wells are located in close proximity to these former extraction wells which can be utilized for contouring and temporal trends in their absence. Water level elevations will continue to be monitored from these two former extraction wells and recorded when possible. For the Fourth Quarter 2010 monitoring event, five wells were dry (OW-05, OW-06, OW-07, P-06S, and VRW-01). Monitoring wells that have previously been identified as artesian wells are fitted with pressure caps to prevent groundwater flow onto the ground surface and pressure gauges for measurement of shut-in head for calculation of static water level. Groundwater elevations for the Third Quarter 2010 and Fourth Quarter 2010 monitoring events from wells screened in the alluvium and weathered Mount Eden formation are shown on Figures 3-1 and 3-2, respectively. A tabulated summary of groundwater elevations for all the wells measured during the Third Quarter 2010 and Fourth Quarter 2010 monitoring events are presented in Table 3-1. Hydrographs for individual wells and for well groups are presented in Appendix D.

X:\GIS\Lockheed S1 Q3Q4\10\GW_Cont_Q310.mxd

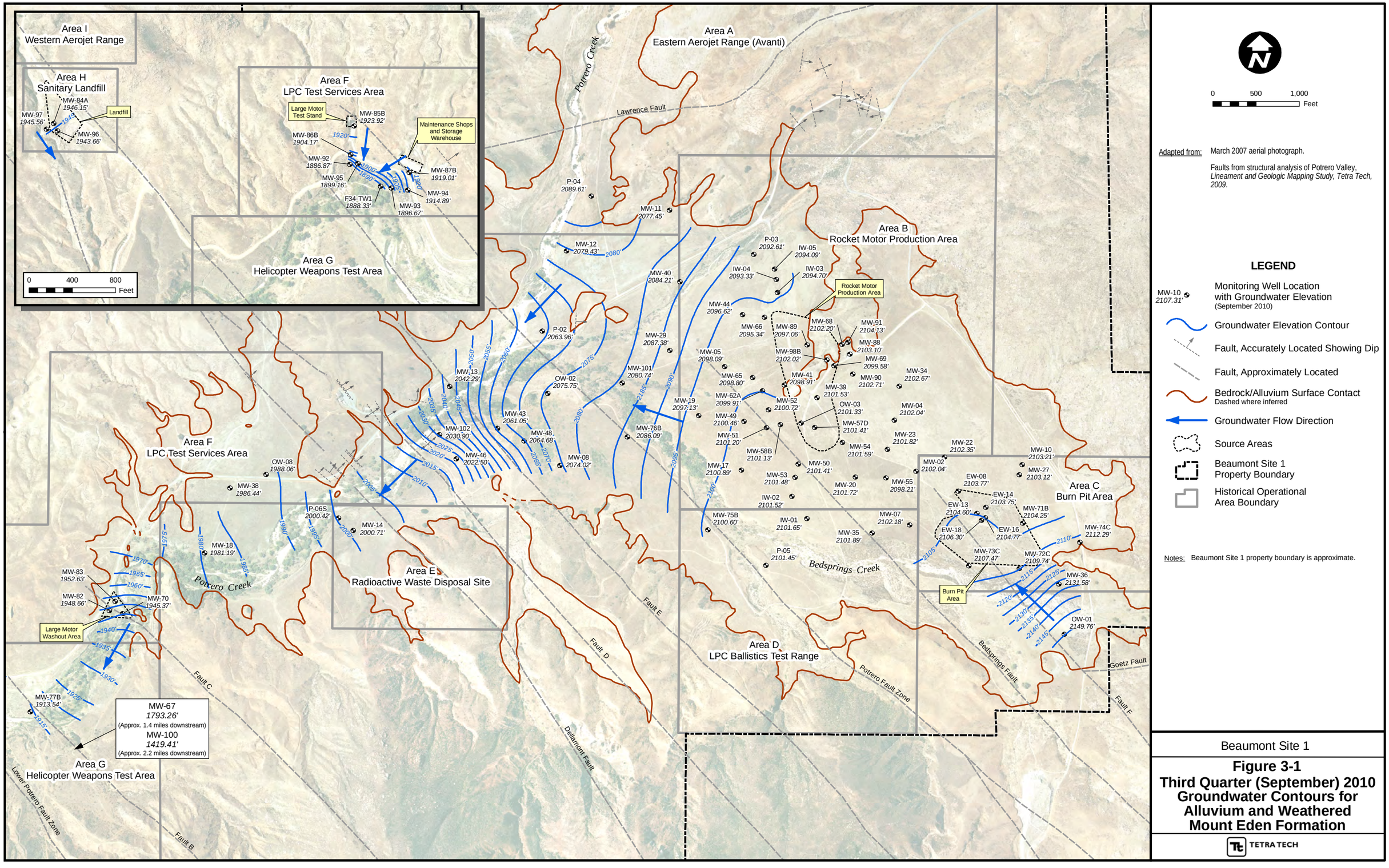

Beaumont Site 1

Figure 3-1
Third Quarter (September) 2010 Groundwater Contours for Alluvium and Weathered Mount Eden Formation

TETRA TECH

X:\GIS\Lockheed S1 Q3Q410\GW_Cont_Q410.mxd

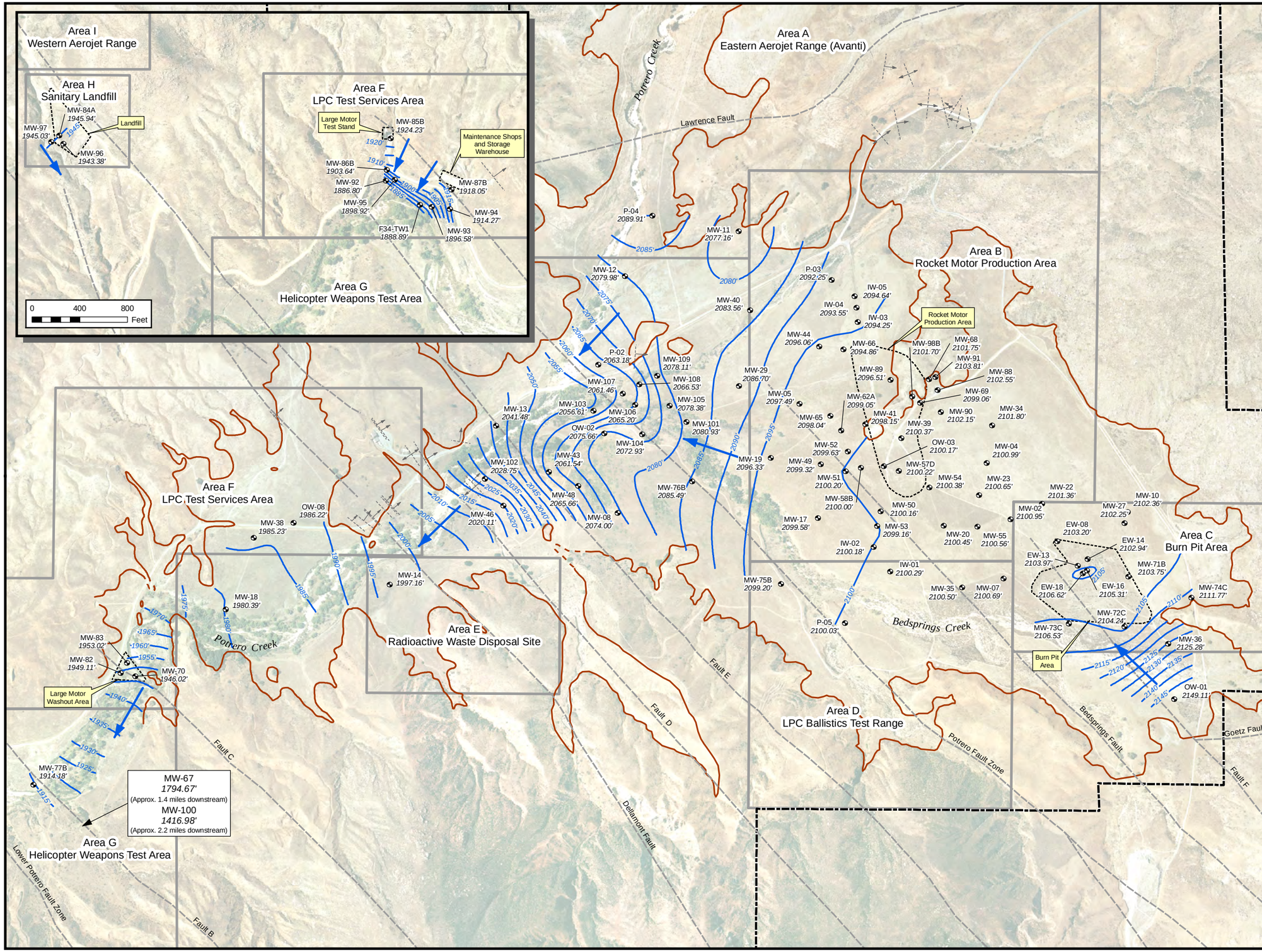

0 500 1,000 Feet

Adapted from: March 2007 aerial photograph.

Faults from structural analysis of Potrero Valley, *Lineament and Geologic Mapping Study, Tetra Tech, 2009.*

LEGEND

- MW-10 2107.31' — Monitoring Well Location with Groundwater Elevation (December 2010)
- Groundwater Elevation Contour
- Fault, Accurately Located Showing Dip
- Fault, Approximately Located
- Bedrock/Alluvium Surface Contact Dashed where inferred
- Groundwater Flow Direction
- Source Areas
- Beaumont Site 1 Property Boundary
- Historical Operational Area Boundary

Notes: Beaumont Site 1 property boundary is approximate.

Beaumont Site 1

Figure 3-2
Fourth Quarter (December) 2010 Groundwater Contours for Alluvium and Weathered Mount Eden Formation

TETRA TECH

Table 3-1 Groundwater Elevation - Third Quarter 2010 and Fourth Quarter 2010

Well ID	Site Area	Formation Screened	Measuring Point Elevation (feet msl)	September 2010 Groundwater Elevation Data				December 2010 Groundwater Elevation Data			
				Date Measured	Depth to Water (feet BTOC)	Groundwater Elevation (feet msl)	Groundwater Elevation Change from Second Quarter 2009	Date Measured	Depth to Water (feet BTOC)	Groundwater Elevation (feet msl)	Groundwater Elevation Change from Third Quarter 2010
EW-01	RMPA	QAL	2142.62	09/01/10	41.38	2101.24	-0.65	12/15/10	42.53	2100.09	NA
EW-02	RMPA	QAL	2126.15	09/01/10	NA	NA	NA	12/15/10	27.93	2098.22	NA
EW-08	BPA	MEF	2178.40	09/01/10	74.63	2103.77	-0.32	12/20/10	75.20	2103.20	-0.57
EW-09	BPA	MEF	2179.67	09/02/10	75.85	2103.82	-0.37	12/17/10	76.71	2102.96	-0.86
EW-10	BPA	MEF	2180.19	09/01/10	76.31	2103.88	-0.31	12/20/10	77.03	2103.16	-0.72
EW-11	BPA	MEF	2182.09	09/01/10	76.08	2106.01	-0.04	12/20/10	75.97	2106.12	0.11
EW-12	BPA	MEF	2183.28	09/01/10	79.44	2103.84	-0.33	12/20/10	78.80	2104.48	0.64
EW-13	BPA	MEF	2185.57	09/01/10	80.97	2104.60	-0.43	12/20/10	81.60	2103.97	-0.63
EW-14	BPA	QAL/MEF	2184.59	09/01/10	80.84	2103.75	-0.25	12/20/10	81.65	2102.94	-0.81
EW-15	BPA	MEF	2184.10	09/01/10	78.63	2104.92	-1.43	12/20/10	77.73	2105.82	NA
EW-16	BPA	MEF	2185.52	09/01/10	80.75	2104.77	-0.38	12/20/10	80.21	2105.31	0.54
EW-17	BPA	MEF	2179.04	09/02/10	75.38	2103.66	-1.19	12/17/10	76.94	2102.10	-1.56
EW-18	BPA	MEF	2184.98	09/01/10	78.68	2106.30	-0.53	12/20/10	78.36	2106.62	0.32
EW-19	MCEA	QAL	2033.89	09/01/10	34.71	1999.18	-4.69	12/17/10	37.92	1995.97	-3.21
F33-TW2	NPCA	QAL	1959.75	09/02/10	6.41	1953.34	-1.92	12/15/10	5.47	1954.28	0.94
F33-TW3	NPCA	QAL	1955.79	09/02/10	5.36	1950.43	-0.67	12/15/10	4.79	1951.00	0.57
F33-TW6	NPCA	QAL	1950.62	09/02/10	6.05	1944.57	-1.30	12/15/10	5.30	1945.32	0.75
F33-TW7	NPCA	QAL	NA	09/02/10	7.98	NA	NA	12/15/10	7.20	NA	NA
F34-TW1	MCEA	QAL	1894.08	09/02/10	5.75	1888.33	-1.39	12/15/10	5.19	1888.89	0.56
IW-01	RMPA	QAL	2160.73	09/01/10	59.08	2101.65	-0.87	12/17/10	60.44	2100.29	-1.36
IW-02	RMPA	QAL	2155.01	09/01/10	53.49	2101.52	-0.80	12/17/10	54.83	2100.18	-1.34
IW-03	NPCA	QAL	2132.86	09/01/10	38.16	2094.70	-0.29	12/15/10	38.61	2094.25	-0.45
IW-04	NPCA	QAL	2135.09	09/01/10	41.76	2093.33	-0.96	12/15/10	41.54	2093.55	0.22
IW-05	NPCA	QAL	2136.94	09/01/10	42.85	2094.09	-0.32	12/15/10	42.30	2094.64	0.55
MW-01	RMPA	MEF	2176.98	09/02/10	74.88	2102.10	-1.23	12/17/10	76.41	2100.57	-1.53
MW-02	RMPA	MEF	2170.10	09/02/10	68.06	2102.04	-0.56	12/17/10	69.15	2100.95	-1.09
MW-03	RMPA	MEF	2169.36	09/02/10	126.57	2042.79	0.41	12/17/10	127.17	2042.19	-0.60
MW-04	RMPA	QAL	2160.02	09/02/10	57.98	2102.04	-0.56	12/20/10	59.03	2100.99	-1.05
MW-05	RMPA	QAL	2121.40	09/01/10	23.31	2098.09	-0.41	12/15/10	23.91	2097.49	-0.60
MW-06	RMPA	QAL	2121.76	09/01/10	26.23	2095.53	-0.59	12/15/10	27.02	2094.74	-0.79
MW-07	BPA	QAL	2176.52	09/02/10	74.33	2102.18	-1.18	12/17/10	75.83	2100.69	-1.50
MW-08	NPCA	QAL	2090.53	09/01/10	16.51	2074.02	-1.05	12/17/10	16.53	2074.00	-0.02
MW-09	NPCA	QAL	2089.16	09/01/10	2.74	2086.42	-2.97	12/17/10	2.86	2086.30	-0.12
MW-10	RMPA	QAL	2179.40	09/02/10	76.19	2103.21	-0.31	12/20/10	77.04	2102.36	-0.85
MW-11	NPCA	QAL	2122.61	08/31/10	45.16	2077.45	-0.26	12/15/10	45.45	2077.16	-0.29
MW-12	NPCA	QAL	2098.49	08/31/10	19.06	2079.43	-5.21	12/15/10	18.51	2079.98	0.55
MW-13	NPCA	QAL	2057.89	08/31/10	15.60	2042.29	-6.25	12/15/10	16.41	2041.48	-0.81
MW-14	MCEA	QAL	2029.67	09/01/10	28.96	2000.71	-4.72	12/17/10	32.51	1997.16	-3.55
MW-15	MCEA	QAL	2009.76	08/31/10	27.65	1982.11	-2.36	12/15/10	28.51	1981.25	-0.86
MW-17	RMPA	QAL	2140.40	08/30/10	39.51	2100.89	-0.90	12/17/10	40.82	2099.58	-1.31
MW-18	MCEA	QAL	2008.69	08/31/10	27.50	1981.19	-2.25	12/15/10	28.30	1980.39	-0.80
MW-19	NPCA	QAL	2118.49	09/01/10	21.36	2097.13	-1.22	12/15/10	22.16	2096.33	-0.80
MW-20	RMPA	QAL	2162.03	09/02/10	60.31	2101.72	-0.81	12/20/10	61.58	2100.45	-1.27
MW-22	RMPA	QAL	2173.48	09/02/10	71.13	2102.35	-0.46	12/20/10	72.12	2101.36	-0.99
MW-23	RMPA	QAL	2165.02	09/02/10	63.20	2101.82	-0.68	12/17/10	64.37	2100.65	-1.17
MW-26	BPA	MEF	2183.81	09/02/10	78.67	2105.14	-1.66	12/20/10	80.44	2103.37	-1.77
MW-27	BPA	QAL	2182.73	09/02/10	79.61	2103.12	-0.36	12/20/10	80.48	2102.25	-0.87
MW-28	RMPA	QAL	2160.84	09/02/10	59.23	2101.61	-0.83	12/20/10	60.54	2100.30	-1.31
MW-29	NPCA	MEF	2115.09	09/01/10	27.71	2087.38	-0.76	12/15/10	28.39	2086.70	-0.68
MW-30	RMPA	QAL	2165.01	09/02/10	62.74	2102.27	-0.57	12/17/10	63.76	2101.25	-1.02
MW-31	BPA	Granite	2186.52	09/01/10	94.24	2092.28	-1.08	12/20/10	95.60	2090.92	-1.36
MW-32	RMPA	Granite	2176.61	09/02/10	87.47	2089.14	-0.89	12/17/10	88.81	2087.80	-1.34
MW-34	RMPA	QAL	2153.80	08/30/10	51.13	2102.67	-0.45	12/20/10	52.00	2101.80	-0.87
MW-35	RMPA	QAL	2170.98	09/02/10	69.09	2101.89	-1.00	12/17/10	70.48	2100.50	-1.39
MW-36	UG	QAL	2205.18	09/02/10	73.60	2131.58	-10.42	12/15/10	79.90	2125.28	-6.30
MW-38	MCEA	MEF	2030.29	08/31/10	43.85	1986.44	-1.68	12/15/10	45.06	1985.23	-1.21
MW-39	RMPA	QAL	2144.18	08/30/10	42.65	2101.53	-0.55	12/15/10	43.81	2100.37	-1.16
MW-40	NPCA	MEF	2126.39	08/31/10	42.18	2084.21	-0.85	12/15/10	42.83	2083.56	-0.65
MW-41	RMPA	MEF	2133.95	09/02/10	35.04	2098.91	-0.49	12/15/10	35.80	2098.15	-0.76
MW-43	NPCA	QAL	2068.58	09/01/10	7.53	2061.05	-2.07	12/17/10	7.04	2061.54	0.49
MW-44	NPCA	QAL	2128.69	09/01/10	32.07	2096.62	-0.31	12/15/10	32.63	2096.06	-0.56
MW-45	MCEA	QAL	2068.18	09/01/10	3.20 PSI	2075.57	-1.39	12/17/10	2.8 PSI	2074.64	-0.92
MW-46	MCEA	QAL	2072.17	09/01/10	49.67	2022.50	-2.70	12/17/10	52.06	2020.11	-2.39
MW-47	NPCA	QAL	2076.67	09/01/10	2.35 PSI	2082.10	-1.50	12/17/10	2.2 PSI	2081.75	-0.35
MW-48	NPCA	QAL	2076.44	09/01/10	11.76	2064.68	-2.41	12/17/10	10.78	2065.66	0.98
MW-49	RMPA	QAL	2130.92	09/01/10	30.46	2100.46	-0.71	12/15/10	31.60	2099.32	-1.14
MW-50	RMPA	QAL	2151.43	09/01/10	50.02	2101.41	-0.75	12/17/10	51.27	2100.16	-1.25
MW-51	RMPA	QAL	2138.36	08/30/10	37.16	2101.20	-0.48	12/15/10	38.16	2100.20	-1.00
MW-52	RMPA	QAL	2136.18	09/01/10	35.46	2100.72	-0.62	12/15/10	36.55	2099.63	-1.09
MW-53	RMPA	QAL	2153.29	09/01/10	51.81	2101.48	-0.67	12/17/10	54.13	2099.16	-2.32
MW-54	RMPA	QAL	2153.44	09/02/10	51.84	2101.59	-0.70	12/17/10	53.06	2100.38	-1.22
MW-55	RMPA	QAL	2166.66	09/02/10	68.45	2098.21	-4.31	12/20/10	66.10	2100.56	2.35
MW-56A	RMPA	MEF	2143.09	08/30/10	53.28	2089.81	-0.56	12/15/10	54.31	2088.78	-1.03
MW-56B	RMPA	QAL	2142.58	08/30/10	41.20	2101.38	-0.70	12/15/10	42.45	2100.13	-1.25
MW-56C	RMPA	QAL	2142.77	08/30/10	41.56	2101.21	-0.62	12/15/10	42.73	2100.04	-1.17
MW-56D	RMPA	QAL	2142.48	08/30/10	41.07	2101.41	-0.65	12/15/10	42.33	2100.15	-1.26
MW-57A	RMPA	QAL	2145.98	09/01/10	44.50	2101.48	-0.70	12/20/10	45.72	2100.26	-1.22
MW-57B	RMPA	QAL	2146.19	09/01/10	44.67	2101.52	-0.74	12/20/10	45.93	2100.26	-1.26
MW-57C	RMPA	QAL	2146.02	09/01/10	44.50	2101.52	-0.71	12/20/10	45.74	2100.28	-1.24
MW-57D	RMPA	QAL	2146.10	09/01/10	44.69	2101.41	-0.63	12/20/10	45.88	2100.22	-1.19
MW-58A	RMPA	QAL	2140.73	08/30/10	39.68	2101.05	-0.72	12/15/10	40.90	2099.83	-1.22
MW-58B	RMPA	QAL	2140.78	09/01/10	39.65	2101.13	-0.62	12/15/10	40.78	2100.00	-1.13
MW-58C	RMPA	QAL	2141.02	09/01/10	39.96	2101.06	-0.65	12/15/10	41.10	2099.92	-1.14
MW-58D	RMPA	QAL	2140.94	09/01/10	39.90	2101.04	-0.75	12/15/10	41.11	2099.83	-1.21
MW-59A	BPA	MEF	2180.14	09/02/10	81.11	2099.03	0.34	12/17/10	82.20	2097.94	-1.09
MW-59B	BPA	MEF	2180.39	09/02/10	76.83	2103.56	-0.46	12/17/10	77.75	2102.64	-0.92
MW-59C	BPA	MEF	2179.93	09/02/10	78.37	2101.56	-0.66	12/17/10	79.45	2100.48	-1.08
MW-59D	BPA	MEF	2180.53	09/02/10	78.17	2102.36	-0.69	12/17/10	79.25	2101.28	-1.08
MW-60A	BPA	MEF	2182.59	09/02/10	81.01	2101.58	-0.52	12/20/10	81.88	2100.71	-0.87
MW-60B	BPA	MEF	2182.77	09/02/10	79.83	2102.94	-0.38	12/20/10	80.70	2102.07	-0.87
MW-61A	BPA	MEF	2186.95	09/02/10	88.31	2098.64	-0.92	12/20/10	89.48	2097.47	-1.17
MW-61B	BPA	MEF	2186.77	09/01/10	80.88	2105.89	-0.58	12/20/10	81.69	2105.08	-0.81
MW-61C	BPA	MEF	2186.84	09/01/10	86.09	2100.75	-0.99	12/20/10	87.28	2099.56	-1.19
MW-61D	BPA	MEF	2186.83	09/01/10	83.54	2103.29	-1.06	12/20/10	84.64	2102.19	-1.10

Notes:

BPA - Burn Pit Area.
MCEA - Massacre Canyon Entrance Area.
NPCA - Northern Potrero Creek Area.
RMPA - Rocket Motor Production Area.
UG - Upgradient
DG - Downgradient
BTOC - Below top of casing.
msl - Mean sea level.
NA - Not available.
PSI - pounds per square inch
"-" Formation screened not defined.
QAL - Quaternary alluvium.
QAL/MEF - Quaternary alluvium / Mt Eden.
MEF - Mount Eden formation.

Table 3-1 Groundwater Elevation - Third Quarter 2010 and Fourth Quarter 2010 (continued)

Well ID	Site Area	Formation Screened	Measuring Point Elevation (feet msl)	September 2010 Groundwater Elevation Data				December 2010 Groundwater Elevation Data			
				Date Measured	Depth to Water (feet BTOC)	Groundwater Elevation (feet msl)	Groundwater Elevation Change from Second Quarter 2009	Date Measured	Depth to Water (feet BTOC)	Groundwater Elevation (feet msl)	Groundwater Elevation Change from Third Quarter 2010
MW-62A	RMPA	QAL	2131.32	09/01/10	31.41	2099.91	-0.46	12/15/10	32.27	2099.05	-0.86
MW-62B	RMPA	QAL	2131.49	09/01/10	31.38	2100.11	-0.67	12/15/10	32.44	2099.05	-1.06
MW-63	RMPA	QAL	2156.20	09/02/10	54.54	2101.66	-0.73	12/20/10	55.80	2100.40	-1.26
MW-64	RMPA	QAL	2128.41	09/01/10	29.47	2098.94	-0.35	12/17/10	30.27	2098.14	-0.80
MW-65	RMPA	QAL	2128.92	09/01/10	30.11	2098.80	-0.41	12/15/10	30.88	2098.04	-0.77
MW-66	RMPA	QAL	2130.43	09/01/10	35.09	2095.34	-0.27	12/15/10	35.57	2094.86	-0.48
MW-67	MCEA	QAL	1799.54	08/31/10	6.28	1793.26	-1.60	12/15/10	4.80	1794.74	1.48
MW-68	RMPA	QAL	2144.69	08/30/10	39.86	2104.83	-0.72	12/15/10	40.55	2104.14	-0.69
MW-69	RMPA	QAL	2143.26	08/30/10	40.99	2102.27	-0.25	12/15/10	41.51	2101.75	-0.52
MW-70	NPCA	QAL	1976.15	08/31/10	27.94	1948.21	-1.92	12/15/10	27.29	1948.86	0.65
MW-71A	BPA	Granite	2193.77	09/01/10	161.52	2032.25	0.08	12/20/10	160.76	2033.01	0.76
MW-71B	BPA	QAL/MEF	2194.01	09/01/10	87.33	2106.68	-0.38	12/20/10	87.83	2106.18	-0.50
MW-71C	BPA	MEF	2193.87	09/01/10	89.08	2104.79	-0.71	12/20/10	89.81	2104.06	-0.73
MW-72A	BPA	Granite	2199.06	09/02/10	92.25	2106.81	-8.65	12/20/10	98.03	2101.03	-5.78
MW-72B	BPA	MEF	2199.22	09/02/10	89.53	2109.69	-9.58	12/20/10	95.03	2104.19	-5.50
MW-72C	BPA	QAL	2199.35	09/02/10	89.61	2109.74	-10.29	12/20/10	95.11	2104.24	-5.50
MW-73A	BPA	MEF	2189.39	09/02/10	110.84	2078.55	-1.50	12/20/10	112.87	2076.52	-2.03
MW-73B	BPA	MEF	2189.48	09/02/10	95.50	2093.98	-1.75	12/20/10	97.55	2091.93	-2.05
MW-73C	BPA	QAL	2189.65	09/02/10	82.18	2107.47	-0.51	12/20/10	83.12	2106.53	-0.94
MW-74A	UG	Granite	2199.66	09/02/10	160.48	2039.18	0.58	12/20/10	160.46	2039.20	0.02
MW-74B	UG	Granite	2199.81	09/02/10	118.57	2081.24	-0.80	12/20/10	118.46	2081.35	0.11
MW-74C	UG	MEF	2199.96	09/02/10	87.67	2112.29	-0.86	12/20/10	88.19	2111.77	-0.52
MW-75A	RMPA	MEF	2149.44	09/01/10	57.69	2091.75	-0.90	12/17/10	58.81	2090.63	-1.12
MW-75B	RMPA	QAL	2149.51	09/01/10	48.91	2100.60	-1.15	12/17/10	50.31	2099.20	-1.40
MW-75C	RMPA	QAL	2150.02	09/01/10	49.49	2100.53	-1.07	12/17/10	50.82	2099.20	-1.33
MW-76A	NPCA	MEF	2105.91	09/01/10	25.47	2080.44	-0.83	12/16/10	26.36	2079.55	-0.89
MW-76B	NPCA	QAL	2105.40	09/01/10	19.31	2086.09	-2.16	12/16/10	19.91	2085.49	-0.60
MW-76C	NPCA	QAL	2106.29	09/01/10	11.23	2095.06	-0.97	12/16/10	12.32	2093.97	-1.09
MW-77A	MCEA	MEF	1930.62	08/31/10	13.48	1917.14	-2.62	12/15/10	13.07	1917.55	0.41
MW-77B	MCEA	MEF	1930.88	08/31/10	17.34	1913.54	-1.60	12/15/10	16.70	1914.18	0.64
MW-78	BPA	MEF	2182.63	09/02/10	90.68	2091.95	-0.46	12/20/10	91.63	2091.00	-0.95
MW-79A	RMPA	MEF	2142.00	08/30/10	44.38	2097.62	-1.03	12/17/10	49.71	2092.29	-5.33
MW-79C	RMPA	QAL	2142.07	08/30/10	41.58	2100.49	-0.83	12/17/10	42.92	2099.15	-1.34
MW-80	NPCA	MEF	2070.47	09/01/10	1.83	2068.64	-2.06	12/17/10	3.29	2067.18	-1.46
MW-81	MCEA	MEF	2010.72	08/31/10	28.93	1981.79	-2.34	12/15/10	29.83	1980.89	-0.90
MW-82	NPCA	QAL	1974.17	08/31/10	25.51	1948.66	-1.83	12/15/10	25.06	1949.11	0.45
MW-83	NPCA	QAL	1976.93	08/31/10	24.30	1952.63	-2.06	12/15/10	23.91	1953.02	0.39
MW-84A	MCEA	MEF	2,010.02	08/31/10	63.87	1946.15	-0.53	12/15/10	64.08	1945.94	-0.21
MW-84B	MCEA	MEF	2,011.19	08/31/10	67.36	1943.83	-0.41	12/15/10	67.20	1943.99	0.16
MW-85A	MCEA	MEF	1,929.31	08/31/10	6.79	1922.52	-1.52	12/15/10	7.25	1922.06	-0.46
MW-85B	MCEA	MEF	1,928.74	08/31/10	4.82	1923.92	-2.52	12/15/10	4.51	1924.23	0.31
MW-86A	MCEA	MEF	1,923.21	08/31/10	15.98	1907.23	-1.43	12/15/10	16.37	1906.84	-0.39
MW-86B	MCEA	QAL/MEF	1,923.21	08/31/10	19.04	1904.17	-1.31	12/15/10	19.57	1903.64	-0.53
MW-87A	MCEA	MEF	1,938.92	08/31/10	20.85	1918.07	-1.37	12/15/10	21.69	1917.23	-0.84
MW-87B	MCEA	MEF	1,938.82	08/31/10	19.81	1919.01	-2.16	12/15/10	20.77	1918.05	-0.96
MW-88	RMPA	QAL	2,141.97	09/02/10	38.87	2103.10	-0.29	12/15/10	39.42	2102.55	-0.55
MW-89	RMPA	QAL	2,130.82	09/02/10	33.76	2097.06	-0.43	12/15/10	34.31	2096.51	-0.55
MW-90	RMPA	QAL	2,147.71	08/30/10	45.00	2102.71	-0.28	12/15/10	45.56	2102.15	-0.56
MW-91	RMPA	MEF	2,144.85	08/30/10	40.72	2104.13	-0.39	12/15/10	41.04	2103.81	-0.32
MW-92	MCEA	MEF	1,919.83	08/31/10	32.96	1886.87	-1.35	12/15/10	33.03	1886.80	-0.07
MW-93	MCEA	MEF	1,931.47	08/31/10	34.80	1896.67	-1.83	12/15/10	34.89	1896.58	-0.09
MW-94	MCEA	MEF	1,936.55	08/31/10	21.66	1914.89	-2.13	12/15/10	22.28	1914.27	-0.62
MW-95	MCEA	MEF	1,920.80	08/31/10	21.64	1899.16	-0.89	12/15/10	21.88	1898.92	-0.24
MW-96	MCEA	MEF	1998.63	08/31/10	54.97	1943.66	-0.58	12/15/10	55.25	1943.38	-0.28
MW-97	MCEA	MEF	1996.47	08/31/10	50.91	1945.56	-1.52	12/15/10	51.44	1945.03	-0.53
MW-98A	RMPA	MEF	2141.68	09/02/10	47.70	2093.98	-0.40	12/15/10	48.47	2093.21	-0.77
MW-98B	RMPA	MEF	2141.73	09/02/10	39.71	2102.02	-0.19	12/15/10	40.03	2101.70	-0.32
MW-99	RMPA	MEF	2144.63	08/30/10	57.70	2086.93	-0.41	12/15/10	58.23	2086.40	-0.53
MW-100	DG	Granite	1525.79	08/30/10	106.38	1419.41	-4.56	12/17/10	108.81	1416.98	-2.43
MW-101	NPCA	QAL	2095.90	09/01/10	15.16	2080.74	-3.13	12/15/10	14.97	2080.93	0.19
MW-102	MCEA	QAL	2067.21	09/01/10	36.31	2030.90	-3.45	12/17/10	38.46	2028.75	-2.15
MW-103	NPCA	QAL	2075.88	NA	NA	NA	NA	12/17/10	19.27	2056.61	NA
MW-104	NPCA	QAL	2087.47	NA	NA	NA	NA	12/17/10	14.54	2072.93	NA
MW-105	NPCA	QAL	2092.23	NA	NA	NA	NA	12/17/10	13.85	2078.38	NA
MW-106	NPCA	QAL	2085.25	NA	NA	NA	NA	12/17/10	20.05	2065.20	NA
MW-107	NPCA	QAL	2084.84	NA	NA	NA	NA	12/17/10	23.38	2061.46	NA
MW-108	NPCA	QA/MEF	2087.22	NA	NA	NA	NA	12/17/10	20.69	2066.53	NA
MW-109	NPCA	QA/MEF	2092.86	NA	NA	NA	NA	12/17/10	14.75	2078.11	NA
OW-01	BPA	QAL	2204.62	09/02/10	54.86	2149.76	0.18	12/20/10	55.51	2149.11	-0.65
OW-02	NPCA	QAL	2078.97	09/01/10	3.22	2075.75	-0.66	12/17/10	3.31	2075.66	-0.09
OW-03	RMPA	QAL	2143.65	08/30/10	42.32	2101.33	-0.62	12/15/10	43.48	2100.17	-1.16
OW-05	NPCA	QAL	2160.85	08/31/10	Dry	Dry Well	NA	12/15/10	Dry	Dry Well	NA
OW-06	MCEA	QAL	2084.67	08/31/10	Dry	Dry Well	NA	12/15/10	Dry	Dry Well	NA
OW-07	MCEA	QAL	2108.06	08/31/10	Dry	Dry Well	NA	12/15/10	Dry	Dry Well	NA
OW-08	MCEA	QAL	2036.33	08/31/10	48.27	1988.06	-2.16	12/15/10	50.11	1986.22	-1.84
P-02	NPCA	QAL	2081.15	08/31/10	17.19	2063.96	-3.85	12/15/10	17.97	2063.18	-0.78
P-03	NPCA	QAL	2140.25	09/01/10	47.63	2092.61	-0.61	12/15/10	48.00	2092.25	-0.37
P-04	NPCA	QAL	2112.63	08/31/10	23.02	2089.61	-5.09	12/15/10	22.72	2089.91	0.30
P-05	RMPA	QAL	2162.20	09/01/10	60.75	2101.45	-1.05	12/17/10	62.17	2100.03	-1.42
P-06S	MCEA	QAL	2034.44	09/01/10	34.02	2000.42	NA	12/17/10	Dry	Dry Well	NA
P-06D	MCEA	QAL	2034.41	09/01/10	35.07	1999.34	-4.70	12/17/10	38.31	1996.10	-3.24
P-07	MCEA	QAL	2034.60	09/01/10	35.58	1999.02	-4.72	12/17/10	38.84	1995.76	-3.26
P-08	MCEA	QAL	2030.87	09/01/10	31.34	1999.53	-4.73	12/17/10	34.63	1996.24	-3.29
VRW-01	BPA	QAL	2187.35	09/01/10	Dry	Dry Well	NA	12/20/10	Dry	Dry Well	NA
VRW-03	BPA	MEF	2184.32	09/08/10	74.35	2109.97	NA	12/20/10	74.60	2109.72	-0.25

Notes:

BPA - Burn Pit Area.
MCEA - Massacre Canyon Entrance Area.
NPCA - Northern Potrero Creek Area.
RMPA - Rocket Motor Production Area.
UG - Upgradient
DG - Downgradient
BTOC - Below top of casing.
msl - Mean sea level.
NA - Not available.
PSI - pounds per square inch
"-" Formation screened not defined.
QAL - Quaternary alluvium.
QAL/MEF - Quaternary alluvium / Mt Eden.
MEF - Mount Eden formation.

Between June 2010 (Second Quarter 2010) and September 2010 (Third Quarter 2010), the Beaumont NWS reported approximately 0.06 inches of precipitation, and the average site-wide groundwater elevation decreased approximately 1.50 feet. Between September 2010 (Third Quarter 2010) and December 2010 (Fourth Quarter 2010), the Beaumont NWS reported approximately 15.50 inches of precipitation and the average site-wide groundwater elevation decreased approximately 0.92 feet. Generally the groundwater elevations in Site wells show a one-season lag before responding to seasonal precipitation. Table 3-2 presents the range and average change in groundwater elevation by area. Figures 3-3 and 3-4 present elevation differences between the Second Quarter 2010 and Third Quarter 2010, and between the Third Quarter 2010 and Fourth Quarter 2010 groundwater monitoring events respectively.

Table 3-2 Groundwater Elevation Change - Third Quarter 2010 and Fourth Quarter 2010

Site Area	Range of Groundwater Elevation Change - Third Quarter 2010		Average Change By Area	Range of Groundwater Elevation Change - Fourth Quarter 2010		Average Change By Area
BPA	-10.29	0.34	-1.56	-5.78	0.76	-1.20
MCEA	-4.73	-0.41	-2.20	-3.55	1.48	-0.94
NPCA	-6.25	-0.26	-1.93	-1.46	0.98	-0.10
RMPA	-4.31	0.41	-0.77	-5.33	2.35	-1.06

Notes:
BPA - Burn Pit Area.
MCEA - Massacre Canyon Entrance Area.
NPCA - Northern Potrero Creek Area.
RMPA - Rocket Motor Production Area.

Groundwater elevations and seasonal responses to changes in recharge for select shallow and deeper wells are shown on Figures 3-5 through 3-7. The selected wells represent a groundwater flow path from upgradient of the former BPA, through the former BPA, through the former RMPA, and southwestward (downgradient) through the NPCA and MCEA. Groundwater elevations in shallow wells (alluvium and shallow MEF) upgradient of the BPA and at the BPA show a rapid and significant response to rainfall, with a more dampened response observed further out in the valley through the RMPA, NPCA, and MCEA (Figures 3-5 and 3-7). The deeper MEF and bedrock wells show a response very similar to the shallow wells during the periods of increased precipitation (Figure 3-6).

X:\GIS\Lockheed S1 Q3Q4\10\GW_ElevChange Q310.mxd

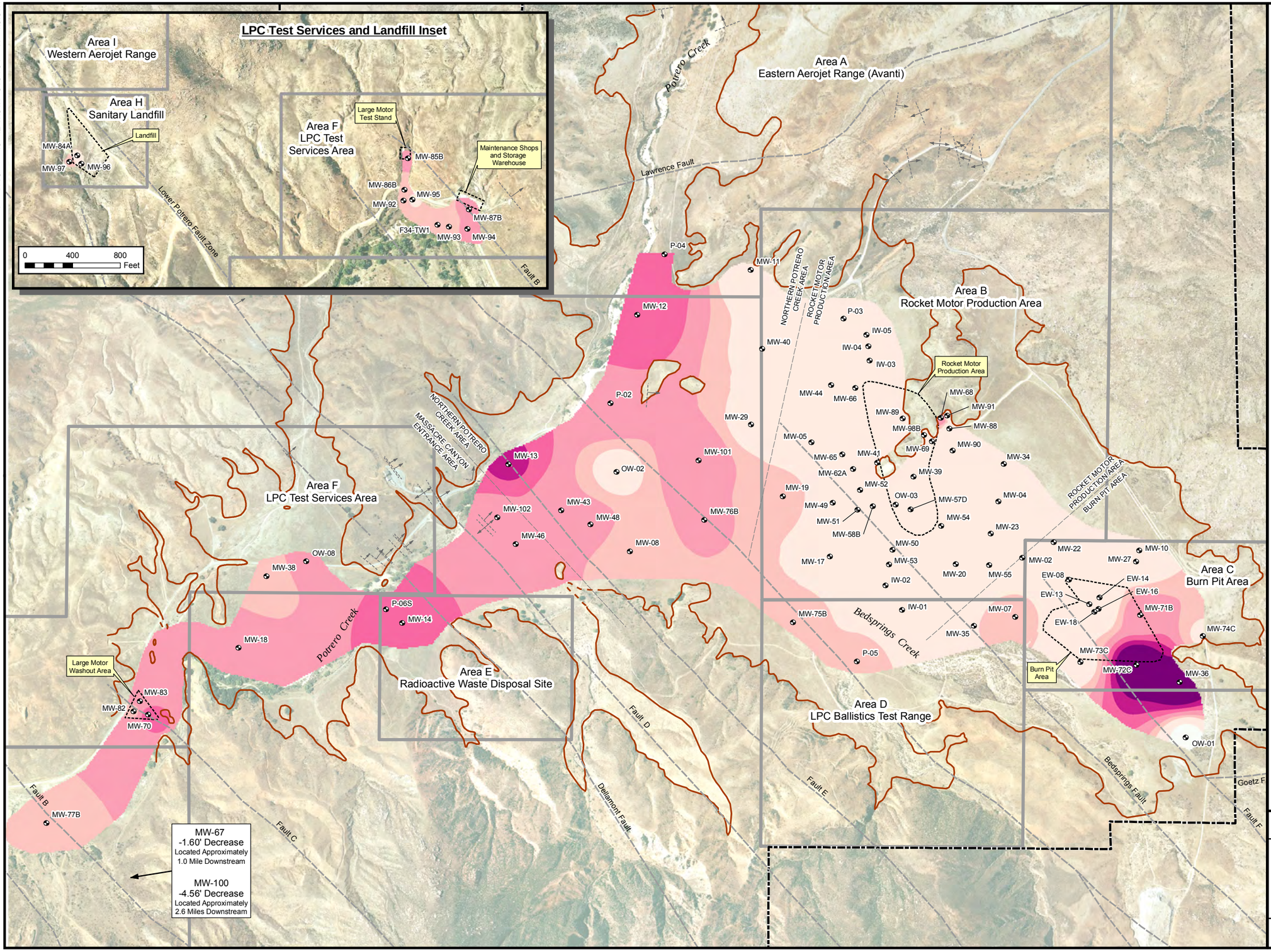

N

0 500 1,000 Feet

Adapted from: March 2007 aerial photograph.

Faults from structural analysis of Potrero Valley, *Lineament and Geologic Mapping Study, Tetra Tech, 2009.*

LEGEND

- Monitoring Well Location
- Fault, Accurately Located Showing Dip
- Fault, Approximately Located
- Bedrock/Alluvium Surface Contact
  Dashed where inferred
- Source Areas
- Historical Operational Area Boundary
- Beaumont Site 1 Property Boundary

Groundwater Elevation Change in Feet
(from previous quarter)

- 0.01 — 1
- -0.99 — 0
- -1.99 — -1
- -3.99 — -2
- -5.99 — -4
- -7.99 — -6
- -5.99 — -10.5

Notes: Beaumont Site 1 property boundary is approximate.

Beaumont Site 1

Figure 3-3

Third Quarter (September) 2010 Groundwater Elevation Change

TETRA TECH

X:\GIS\Lockheed S1 Q3Q4\10\GW_ElevChange_Q410.mxd

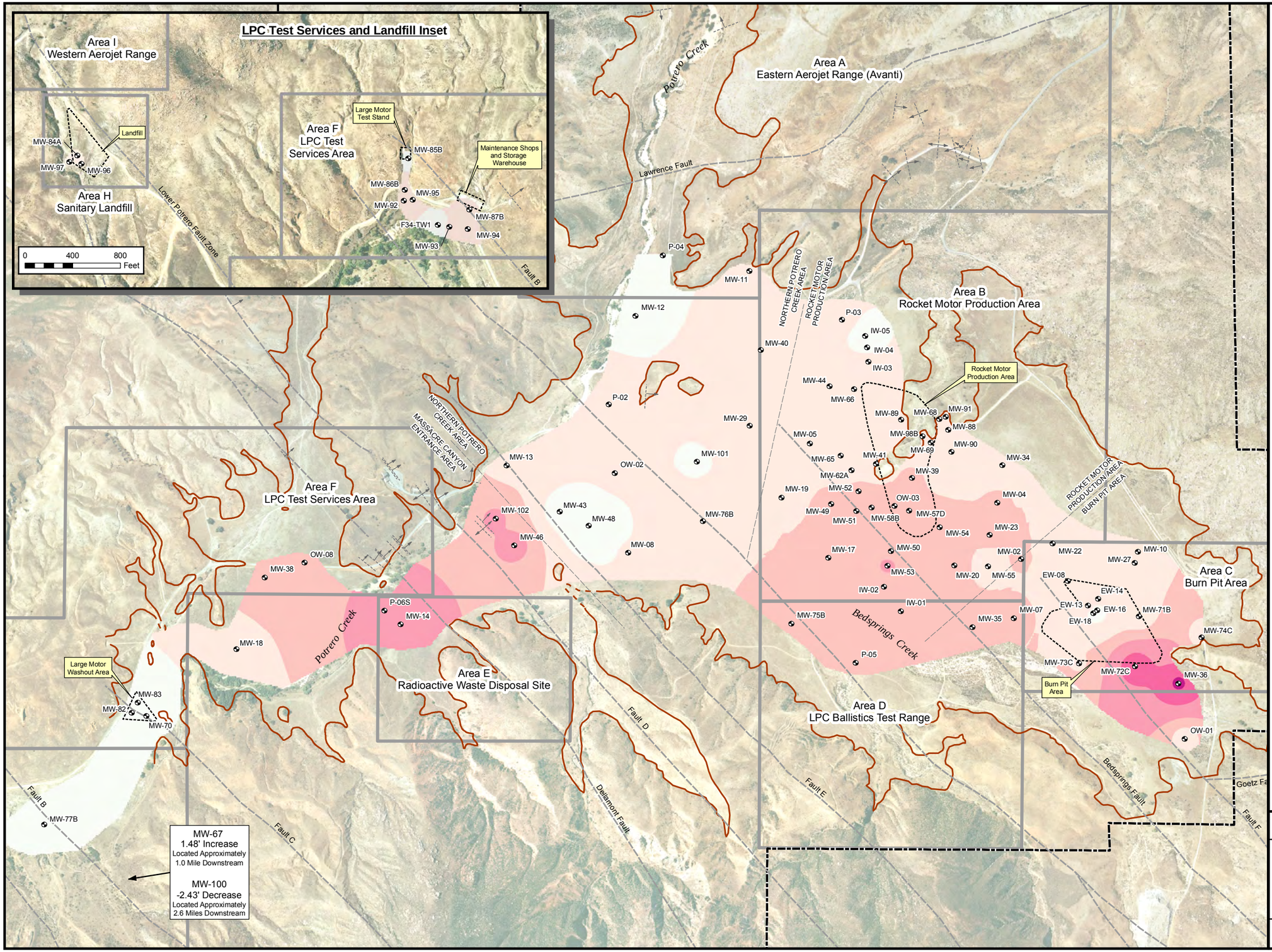

Notes: Beaumont Site 1 property boundary is approximate.

Beaumont Site 1

Figure 3-4

Fourth Quarter (December) 2010 Groundwater Elevation Change

TETRA TECH

Figure 3-5 Groundwater Elevations vs. Time - Selected Alluvial and Shallow Mount Eden Formation Wells

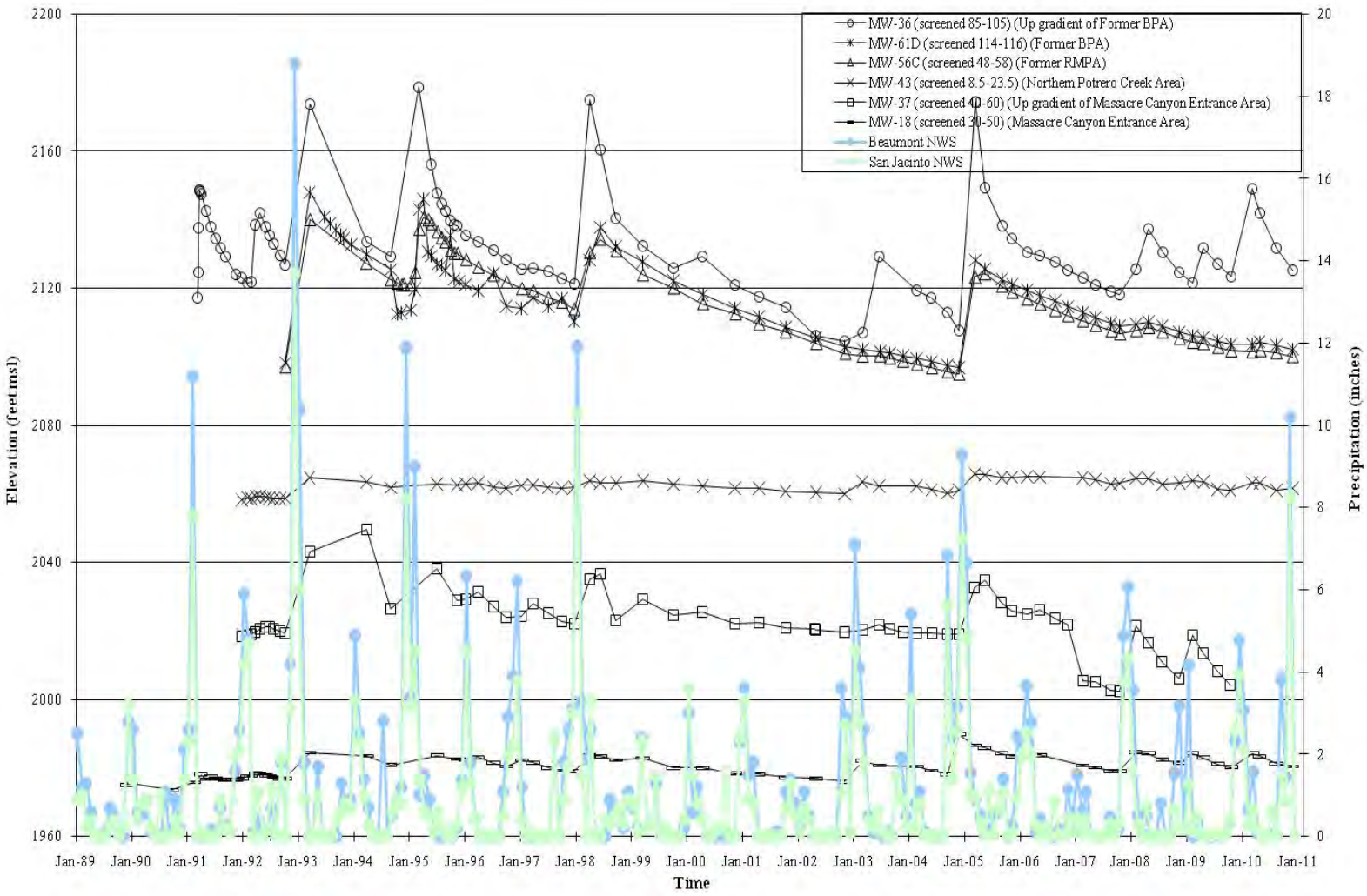

NWS - National Weather Service

Figure 3-6 Groundwater Elevations vs. Time - Deeper Mount Eden Formation and Bedrock Wells

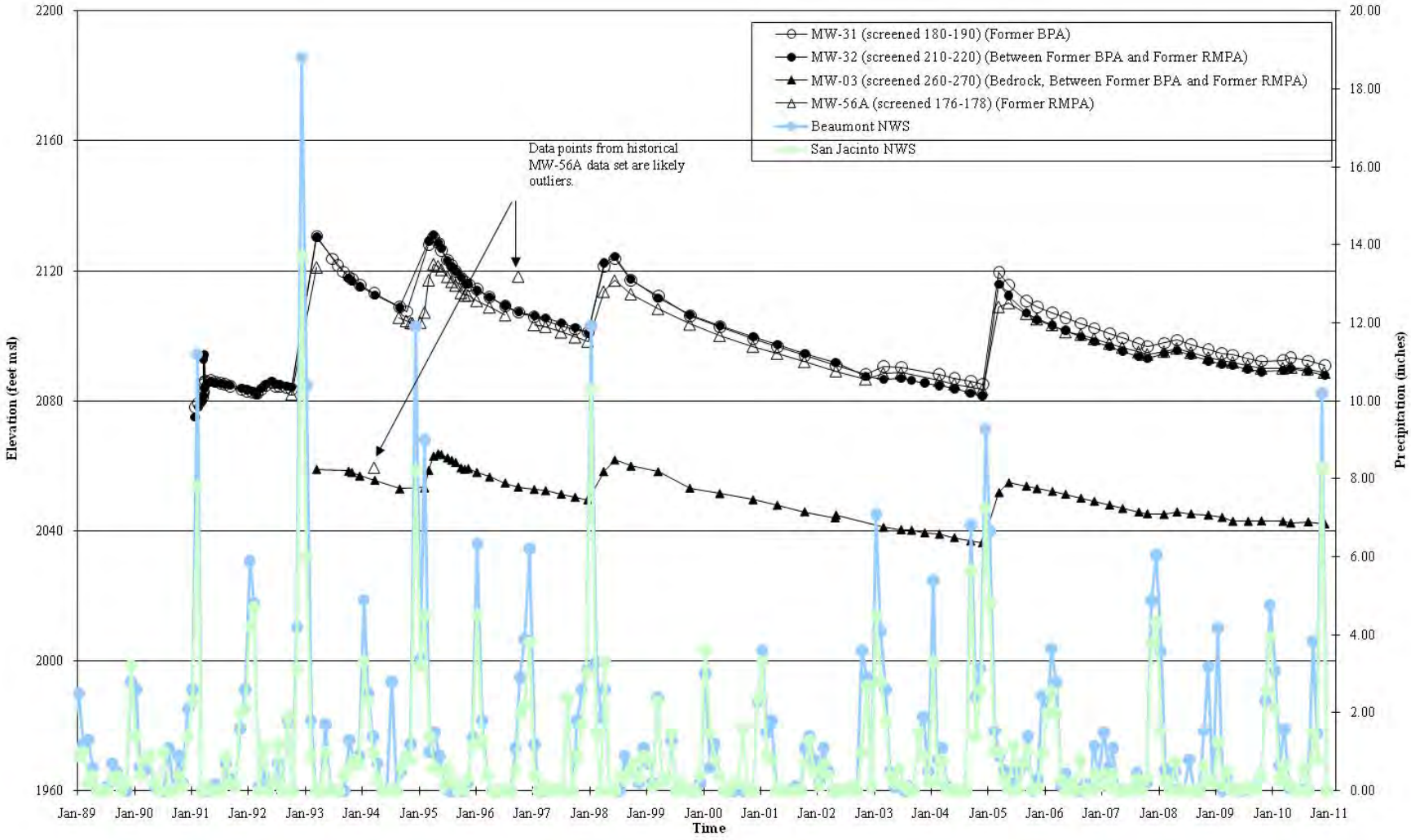

NWS - National Weather Service

Figure 3-7 Groundwater Elevations Comparison - Selected Shallower and Deeper Screened Wells in the Alluvial and Shallow Mount Eden Formation

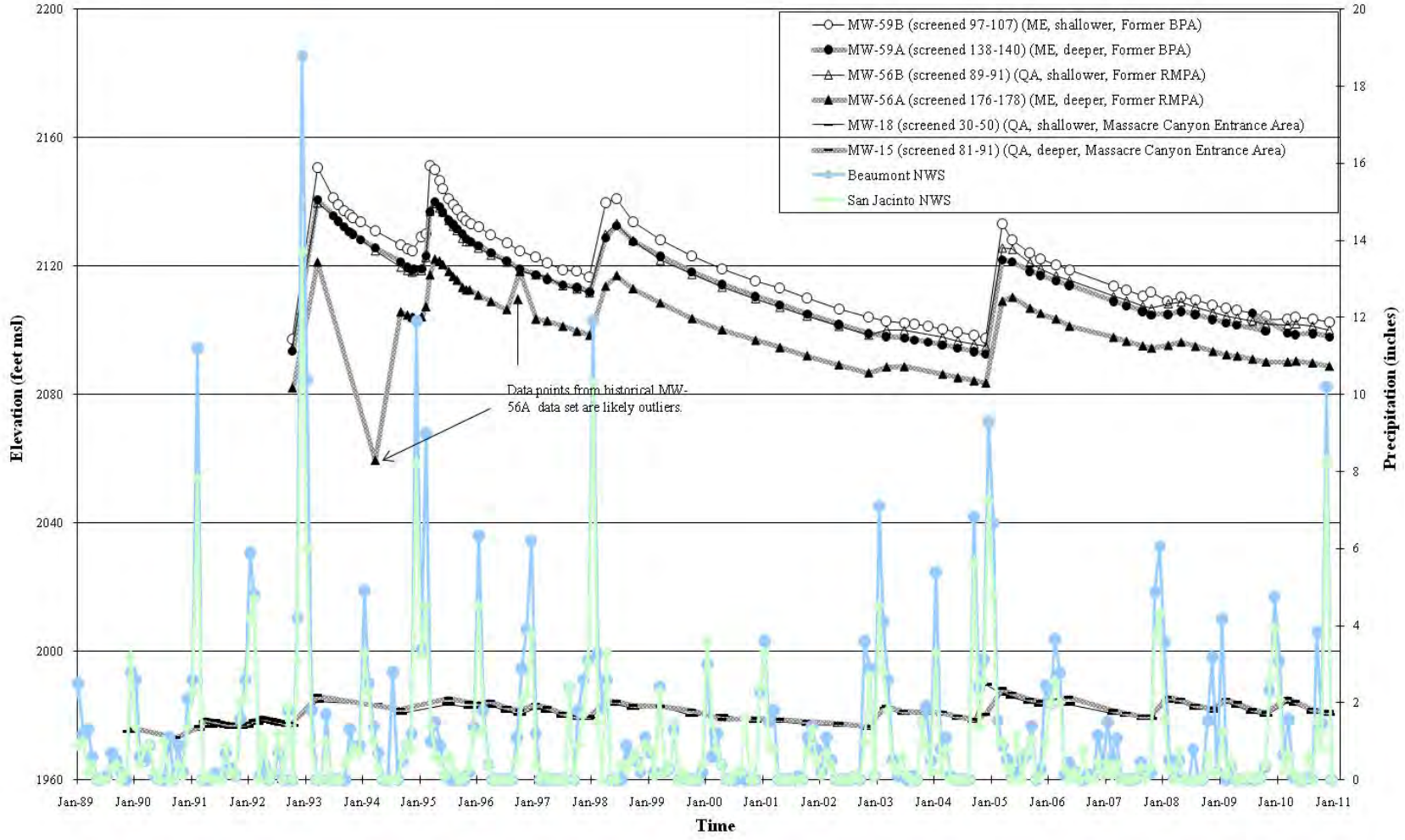

NWS - National Weather Service

3.2 SURFACE WATER FLOW

During Third Quarter 2010 and Fourth Quarter 2010, the Potrero and Bedsprings creek riparian corridors were walked to determine the presence, nature, and quantity of surface water within the creek beds. The locations where surface water was encountered were plotted and a determination was made whether the water was flowing or stagnant. Where flowing water was encountered, the flow rate was determined using a modified version of the EPA Volunteer Stream Monitoring: Methods Manual (USEPA 1997).

Four fixed stream locations, SF-1 through SF-4, were previously chosen for stream flow measurements. SF-1 is located near Gilman Hot Springs at the southeast border of the Site, SF-2 is located in the vicinity of MW-67, SF-3 is located in the vicinity of MW-15 and MW-18, and SF-4 is located near MW-101.

At each location a section of stream that is relatively straight for at least 20 feet was chosen for measurement. This 20-foot section was marked and width measurements were taken at various points to determine the average width. Depth measurements were collected at five points along the width of the stream to determine the average depth of the stream. The average width and depth measurements were multiplied together to obtain an average cross sectional area. Velocity was measured by releasing a float upgradient and recording the time it took to float through the 20-foot marked section.

Three velocity measurements were taken and averaged. The length of the measured section was divided by the average velocity and the answer was multiplied by a correction factor of 0.9 to correct for friction between the water and stream bed. The average cross sectional area was then multiplied by the corrected average surface velocity to obtain the average cubic feet per second (cfs) for water flowing through that section of the stream.

A summary of the surface water flow rates is presented in Table 3-3, and the measurement locations and the locations where surface water was encountered are shown on Figures 3-8 and 3-9.

Table 3-3 Surface Water Flow Rates

Location ID	Description of Location	Date Measured	Length of Measured Section (ft)	Width of Measured Section (ft)	Depth of Measured Section (ft)	Float Travel Time (seconds)	Cross-Sectional Area (ft2)	Surface Velocity (ft /sec)	Stream Flow Rate (cfs)	Site Stream Flow Rate (cfs)
Third Quarter (September) 2010										
SF-1	Near Gilman Hot Springs Road	09/03/10	Dry	Dry	Dry	Dry	Dry	Dry	Dry	0.40
SF-2	Near MW-67	09/03/10	Dry	Dry	Dry	Dry	Dry	Dry	Dry	
SF-3	Near MW-15 and 18	09/03/10	20	3.58	0.10	16.21	0.36	1.11	0.40	
SF-4	Near MW-42	09/03/10	Dry	Dry	Dry	Dry	Dry	Dry	Dry	
Fourth Quarter (December) 2010										
SF-1	Near Gilman Hot Springs Road	12/28/10	20	10.10	0.15	8.51	1.48	2.12	3.13	1.70
SF-2	Near MW-67	12/28/10	20	5.71	0.13	6.26	0.72	2.88	2.06	
SF-3	Near MW-15 and 18	12/28/10	20	15.90	0.07	12.14	1.08	1.48	1.60	
SF-4	Near MW-42	12/28/10	20	0.98	0.02	22.17	0.02	0.81	0.01	

Notes: Measurements are averaged. NA - insufficient flow for measurement
cfs - cubic feet per second

X:\GIS\Lockheed S1 Q3Q4\10\SurfWater_Q3-2010.mxd

Area I
Western Aerojet Range

Area H
Sanitary Landfill

Landfill

MW-84A
MW-84B
MW-96
MW-97

Area F
LPC Test Services Area

Large Motor
Test Stand

MW-85A
MW-85B
MW-86A
MW-86B
MW-92
MW-95
F34-TW1
MW-87A
MW-87B
MW-94
MW-93

Maintenance Shops and
Storage Warehouse

SF-3
(0.40 cfs)

MW-82
MW-83
W-1
MW-70

Large Motor
Washout Area

TW1
MW-77A
MW-77B

Area G
Helicopter Weapons Test Area

Conservation Easement
Boundary

OW-08
MW-38

P-06D
EW-19
P-06S
P-08
P-07
MW-14

MW-81
MW-15
MW-18
TW2

Area E
Radioactive Waste
Disposal Site

P-02
SF-4
(Dry)
OW-02
MW-13
MW-45
MW-43
MW-102
MW-48
MW-80
MW-47
MW-37
W-2
MW-46
MW-09
MW-08

Fault E
Fault D
Fault C
Fault B
Fault A
Dellamont Fault
Lower Potrero Fault Zone

Potrero Creek

See Inset Map

SF-2
(Dry)
MW-67

Inset Map

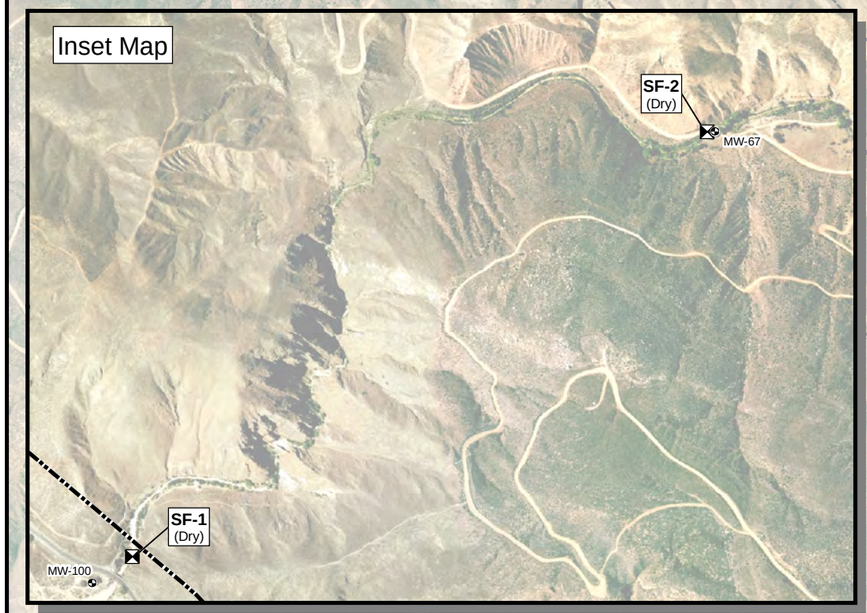

0 500 1,000 Feet

Adapted from: March 2007 aerial photograph.

Faults from structural analysis of Potrero Valley, *Lineament and Geologic Mapping Study, Tetra Tech, 2009.*

LEGEND

- Existing Well Location
- Surface Flow Measurement Location
- Surface Water Flow
- Bedrock/Alluvium Surface Contact
  Dashed where inferred
- Fault, Accurately Located Showing Dip
- Fault, Approximately Located
- Conservation Easement Boundary
- Beaumont Site 1 Property Boundary
- Historical Operational Area Boundary

Notes:

Beaumont Site 1 property boundary is approximate.

cfs - Cubic feet per second.

N/A - Surface flow not significant enough for measurement.

Beaumont Site 1

Figure 3-8
Third Quarter 2010
Surface Water Flow Locations

TETRA TECH

X:\GIS\Lockheed S1 Q3Q410\Surf\Water_Q4-2010.mxd

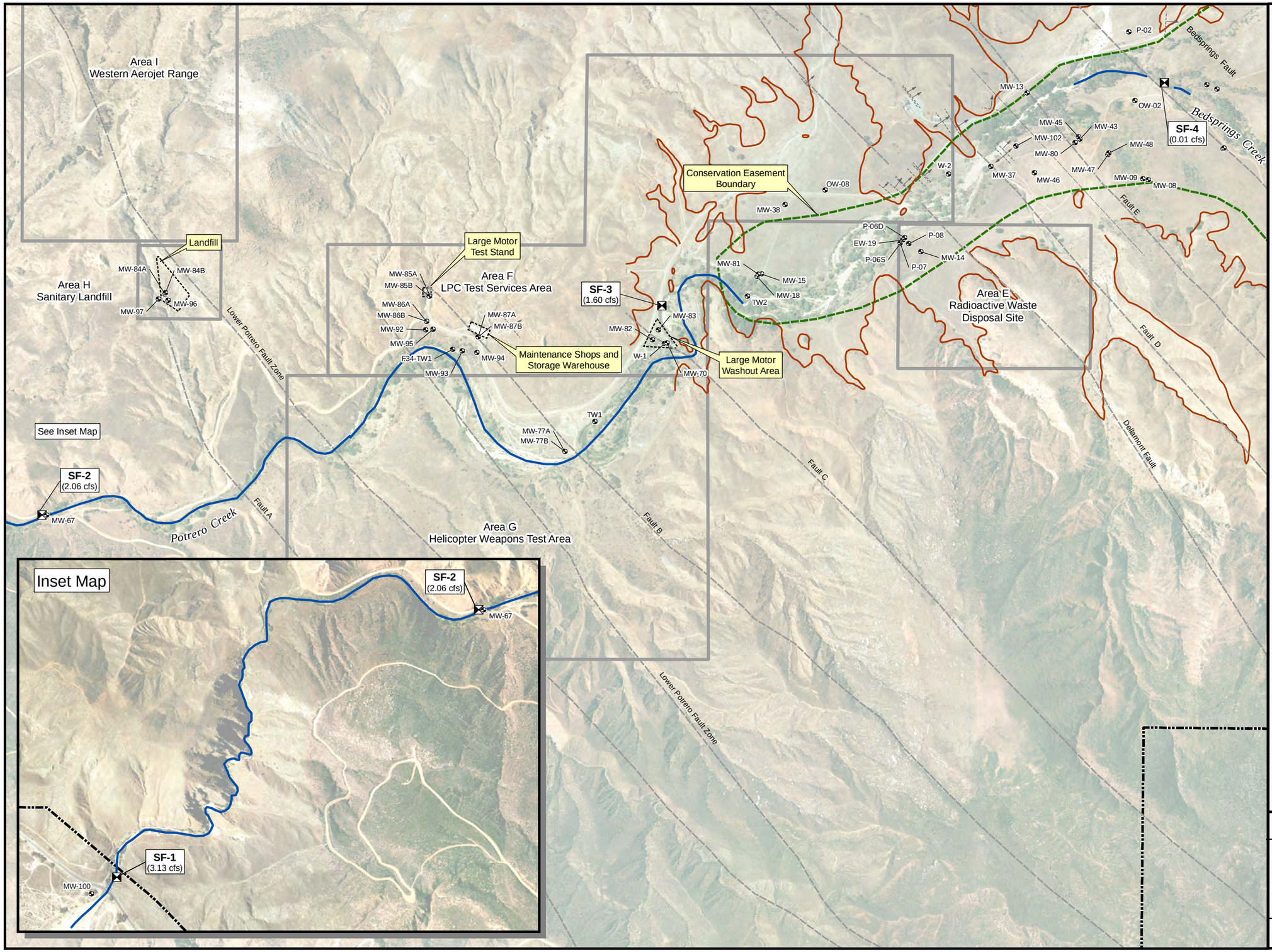

0 500 1,000 Feet

Adapted from: March 2007 aerial photograph.

Faults from structural analysis of Potrero Valley, *Lineament and Geologic Mapping Study, Tetra Tech, 2009.*

LEGEND

- Existing Well Location
- Surface Flow Measurement Location
- Surface Water Flow
- Fault, Accurately Located Showing Dip
- Fault, Approximately Located
- Bedrock/Alluvium Surface Contact
  Dashed where inferred
- Conservation Easement Boundary
- Beaumont Site 1 Property Boundary
- Historical Operational Area Boundary

Notes:

Beaumont Site 1 property boundary is approximate.

cfs - Cubic feet per second.

N/A - Surface flow not significant enough for measurement.

Beaumont Site 1

Figure 3-9
Fourth Quarter 2010
Surface Water Flow Locations

TETRA TECH

3.3 GROUNDWATER FLOW

Groundwater flow directions from Third Quarter 2010 and Fourth Quarter 2010 (Figures 3-1 and 3-2 respectively) were similar to previously observed patterns for a dry period (Appendix A, Figure 2-14). Generally, groundwater flowed northwest from the southeastern limits of the valley (near the former BPA) beneath the former RMPA, towards Potrero Creek where groundwater flow then changes direction and begins heading southwest, parallel to the flow of Potrero Creek, into Massacre Canyon.

3.3.1 Horizontal and Vertical Groundwater Gradients

Horizontal groundwater gradients are calculated using a segmented path from well to well that approximates the overall site flowline. The horizontal gradient is a measure of the change in the hydraulic head over a change in distance between wells (the slope of the water table). The overall horizontal groundwater gradient (approximating a flowline from MW-36, upgradient of the BPA, through the RMPA and NPCA to MW-18, in the MCEA) decreased to 0.013 ft/ft between Third Quarter 2010 and Fourth Quarter 2010.

Vertical groundwater gradients are calculated from individual clusters of wells. Well clusters are used to measure the difference in static water level at different depths within the aquifer. The vertical gradient is a comparison of static water level between wells at different depths within the aquifer and is an indication of the vertical flow (downward - negative gradient; upward - positive gradient), of groundwater. The vertical groundwater gradients at the Site are generally negative in the BPA, negative in the RMPA, negative in the NPCA, and positive in the MCEA.

A summary of horizontal and vertical groundwater gradients is presented in Table 3-4. A complete listing of historical horizontal and vertical groundwater gradients and associated calculations is presented in Appendix F.

Table 3-4 Summary of Horizontal and Vertical Groundwater Gradient

Horizontal Groundwater Gradients (feet / foot), approximating a flowline from MW-36 to MW-18 and subsections					
Location:	**Overall**	**BPA**	**RMPA**	**NPCA**	**MCEA**
Date	**MW-36 to MW-18**	**MW-36 to MW-2**	**MW-2 to MW-5**	**MW-5 to MW-46**	**MW-46 to MW-18**
Previous - Second Quarter (June) 2010	0.014	0.0192	0.0017	0.020	0.014
Third Quarter (August) 2010	0.013	0.0144	0.0016	0.021	0.014
Fourth Quarter (December) 2010	0.013	0.0118	0.0014	0.021	0.013
Vertical Groundwater Gradients (feet / foot)					
Location:	**BPA**	**RMPA**	**NPCA**	**MCEA**	**MCEA**
shallow screen	**MW-59B** (MEF)	**MW-56B** (QAL	**MW-75B** (QAL)	**MW-18** (QAL)	**MW-77B** (MEF)
Date deep screen	**MW-59A** (MEF)	**MW-56A** (MEF)	**MW-75A** (MEF)	**MW-15** (QAL)	**MW-77A** (MEF)
Previous - Second Quarter (June) 2010	-0.14	-0.14	-0.08	0.02	0.05
Third Quarter (August) 2010	-0.12	-0.14	-0.07	0.02	0.04
Fourth Quarter (December) 2010	-0.13	-0.13	-0.07	0.02	0.04

Notes:

BPA - Burn Pit Area.
RMPA - Rocket Motor Production Area
NPCA - Northern Potrero Creek Area.
MCEA - Massacre Canyon Entrance Area.
QAL - Quaternary alluvium.
MEF - Mount Eden formation.

3.4 ANALYTICAL DATA SUMMARY

Summaries of validated laboratory analytical results for organic (VOCs, 1,4-dioxane) and inorganic (perchlorate, natural attenuation and general minerals parameters) analytes detected above their respective method detection limits (MDLs) from the Third Quarter 2010 and Fourth Quarter 2010 water quality monitoring events are presented in Tables 3-5, 3-6, and 3-7, respectively. A complete list of analytes tested, along with validated sample results by analytical method, are provided in Appendix G.

Sample results detected above the published California Department of Public Health maximum contaminant level (MCL) or the California Department of Public Health drinking water notification level (DWNL) are bolded in Tables 3-5, 3-6, and 3-7. Laboratory analytical data packages, which include environmental, field QC, and laboratory QC results, are provided in Appendix H, and consolidated analytical data summary tables are presented in Appendix I. Tables 3-8 and 3-9 present summary statistics of the organic and inorganic analytes detected during the Third Quarter 2010 and Fourth Quarter 2010 monitoring events, respectively.

Table 3-5 Summary of Validated Detected Organic and Inorganic Analytes - Third Quarter 2010

Sample Location	Sample Date	Per-chlorate	1,4-Dioxane	Benzene	Carbon disulfide	Chloro-benzene	Chloro-ethane	Chloro-form	1,1-Dichloro-ethane	1,2-Dichloro-ethane	1,1-Dichloro-ethene	cis-1,2-Dichloro-ethene	trans-1,2-Dichloroethene	Methylene Chloride	1,1,1-Trichloroethane	1,1,2-Trichloro-ethane	Trichloro-ethene	Tetrachloro-ethene	Vinyl Chloride
All results reported in µg/L unless otherwise stated																			
EW-15	09/15/10	**41,000**	**430**	**2.4**	<0.36	**0.34 Jq**	**1.4**	**6.2**	**190**	**220**	**7,200**	**96**	3.3	2.2 Jq	0.52	**8.5**	**1,300**	2.1	**4.8**
F33-TW2	09/14/10	<0.071	**4.0**	<0.14	<0.36	<0.23	<0.35	<0.17	<0.098	<0.21	0.35 Jq	0.22 Jq	<0.10	<0.15	<0.12	<0.31	<0.17	<0.17	<0.13
F33-TW3	09/14/10	<0.071	**5.1**	<0.14	<0.36	<0.23	<0.35	<0.17	0.18 Jq	<0.21	0.99	0.24 Jq	<0.10	<0.15	<0.12	<0.31	0.57	<0.17	<0.13
F33-TW6	09/14/10	<0.071	**3.7**	<0.14	<0.36	<0.23	<0.35	<0.17	<0.098	<0.21	<0.12	<0.18	<0.10	<0.15	<0.12	<0.31	<0.17	<0.17	<0.13
F33-TW7	09/14/10	<0.071	**4.1**	<0.14	<0.36	<0.23	<0.35	<0.17	<0.098	<0.21	0.19 Jq	0.18 Jq	<0.10	<0.15	<0.12	<0.31	<0.17	<0.17	<0.13
MW-70	09/13/10	2.2	**4.2**	<0.14	<0.36	<0.23	<0.35	<0.17	<0.098	<0.21	0.21 Jq	<0.18	<0.10	<0.15	<0.12	<0.31	<0.17	<0.17	<0.13
MW-82	09/15/10	<0.071	**3.5**	<0.14	<0.36	<0.23	<0.35	<0.17	<0.098	<0.21	<0.12	<0.18	<0.10	<0.15	<0.12	<0.31	<0.17	<0.17	<0.13
MW-83	09/15/10	<0.071	**4.0**	<0.14	<0.36	<0.23	<0.35	<0.17	<0.098	<0.21	<0.12	<0.18	<0.10	<0.15	<0.12	<0.31	<0.17	<0.17	<0.13
MW-101	09/13/10	<0.071	**24**	<0.14	0.39 Jq	<0.23	<0.35	<0.17	1.6	**0.51**	**49**	**45**	1.6	<0.15	<0.12	<0.31	**45**	<0.17	**1.8**
MW-102	09/13/10	<0.071	**22**	0.14 Jq	<0.36	<0.23	<0.35	<0.17	1.6	0.27 Jq	**21**	**32**	2.1	<0.15	<0.12	<0.31	**22**	<0.17	**2.8**
MDL (µg/L)		0.071	0.10	0.14	0.36	0.23	0.35	0.17	0.098	0.21	0.12	0.18	0.10	0.15	0.12	0.31	0.17	0.17	0.13
MCL/DWNL (µg/L)		6	1 (1)	1	160 (1)	-	-	-	5	0.5	6	6	10	5	200	5	5	5	0.5

Notes: Only analytes positively detected are presented in this table. For a complete list, refer to the laboratory data package.

µg/L - micrograms per liter.

MDL - Method detection limit.

DWNL - California Department of Public Health drinking water notification level.

MCL - California Department of Public Health Maximum Contaminant Level

(1) - DWNL

"-" - MCL or DWNL not available.

Bold - MCL or DWNL exceeded.

<# - Analyte not detected, method detection limit concentration is shown.

J - The analyte was positively identified, but the analyte concentration is an estimated value.

q - The analyte detection was below the Practical Quantitation Limit (PQL).

Table 3-6 Summary of Validated Detected Organic Analytes - Fourth Quarter 2010

Sample Location	Sample Date	1,4-Dioxane	Acetone	2-Butanone	Benzene	Carbon disulfide	Chloro-benzene	Chloro-ethane	Carbon Tetra-chloride	Chloro-form	1,1-Dichloro-ethane	1,2-Dichloro-ethane	1,1-Dichloro-ethene	cis-1,2-Dichloro-ethene	trans-1,2-Dichloro-ethene	Ethylbenzene	Methylene Chloride	Styrene	Toluene	1,1,1-Trichloro-ethane	1,1,2-Trichloro-ethane	Trichloro-ethene	Tetra-chloro-ethene	Vinyl Chloride
All results reported in µg/L unless otherwise stated																								
EW-13	01/12/11	**450 Je**	<5.0	<1.2	0.89	<0.36	<0.23	<0.35	<0.15	1.1	**23**	**47**	**1,900**	**130**	0.86	<0.26	0.90 BJkq	<0.22	<0.22	0.13 Jq	**7.2**	**560**	2.1	**36**
EW-15	01/11/11	**48**	<5.0	<1.2	<0.14	<0.36	<0.23	<0.35	<0.15	1.4	**19**	**24**	**530**	**12**	<0.10	<0.26	0.28 BJkq	<0.22	<0.22	0.19 Jq	1.5	**130**	0.30 Jq	0.31 Jq
EW-16	01/20/11	**480 Je**	<5.0	<1.2	0.70	<0.36	<0.23	<0.35	0.39 Jq	18	**30**	**26**	**2,100**	**12**	1.0	<0.26	0.60 BJkq	<0.22	<0.22	0.71	**9.5**	**390**	0.77	0.22 Jq
EW-18	01/19/11	**520 Je**	<5.0	<1.2	**3.1**	<0.36	0.46 Jq	1.2	**1.4**	18	**190**	**210**	**6,900**	**84**	4.2	<0.26	1.8 BJkq	<0.22	0.22 Jq	1.9	**13**	**1,900**	**5.4**	**3.4**
F33-TW2	01/07/11	**4.0**	<5.0	<1.2	<0.14	<0.36	<0.23	<0.35	<0.15	<0.46	<0.098	<0.21	<0.12	<0.18	<0.10	<0.26	0.41 BJakq	<0.22	<0.22	<0.12	<0.31	<0.25	<0.23	<0.13
F33-TW3	01/13/11	**3.0**	<5.0	<1.2	<0.14	<0.36	<0.23	<0.35	<0.15	<0.46	<0.098	<0.21	<0.12	<0.18	<0.10	<0.26	0.23 BJkq	<0.22	<0.22	<0.12	<0.31	<0.25	<0.23	<0.13
F33-TW6	01/07/11	**3.4**	<5.0	<1.2	<0.14	<0.36	<0.23	<0.35	<0.15	<0.46	<0.098	<0.21	<0.12	<0.18	<0.10	<0.26	0.22 BJakq	<0.22	<0.22	<0.12	<0.31	<0.25	<0.23	<0.13
F33-TW7	01/07/11	**2.6**	<5.0	<1.2	<0.14	<0.36	<0.23	<0.35	<0.15	<0.46	<0.098	<0.21	<0.12	<0.18	<0.10	<0.26	0.27 BJakq	<0.22	<0.22	<0.12	<0.31	<0.25	<0.23	<0.13
IW-01	01/18/11	<0.10	<5.0	<1.2	<0.14	<0.36	<0.23	<0.35	<0.15	<0.46	<0.098	<0.21	<0.12	<0.18	<0.10	<0.26	0.17 BJkq	<0.22	<0.22	<0.12	<0.31	<0.25	<0.23	<0.13
IW-02	01/18/11	**1.0**	<5.0	<1.2	<0.14	<0.36	<0.23	<0.35	<0.15	<0.46	<0.098	<0.21	0.51 Bk	<0.18	<0.10	<0.26	<0.15	<0.22	<0.22	<0.12	<0.31	1.2 Bk	<0.23	<0.13
IW-03	01/17/11	**24**	<5.0	<1.2	0.21 Jq	<0.36	<0.23	<0.35	<0.15	<0.46	1.8	0.38 Jq	**47**	1.5	<0.10	<0.26	0.15 BJkq	<0.22	<0.22	<0.12	<0.31	**43**	<0.23	<0.13
IW-04	01/17/11	**23**	<5.0	<1.2	0.25 Jq	<0.36	<0.23	0.67	<0.15	<0.46	0.33 Jq	0.33 Jq	**25**	1.8	0.40 Jq	<0.26	0.40 BJkq	<0.22	0.32 Jq	<0.12	<0.31	**18**	<0.23	**0.83**
IW-05	01/19/11	**26**	<5.0	<1.2	<0.14	<0.36	<0.23	<0.35	<0.15	0.47 Jq	1.1	0.42 Jq	**28**	0.65	<0.10	<0.26	0.22 BJkq	<0.22	<0.22	<0.12	<0.31	**42**	<0.23	<0.13
MW-07	01/05/11	0.57	<5.0	<1.2	<0.14	<0.36	<0.23	<0.35	<0.15	<0.46	0.43 Jq	**0.74**	**14**	<0.18	<0.10	<0.26	0.32 BJkq	<0.22	<0.22	0.16 Jq	<0.31	**42**	<0.23	<0.13
MW-15	01/06/11	**5.9**	<5.0	<1.2	<0.14	<0.36	<0.23	<0.35	<0.15	<0.46	0.34 Jq	<0.21	2.0	0.30 Jq	<0.10	<0.26	<0.15	<0.22	<0.22	<0.12	<0.31	1.2	<0.23	<0.13
MW-18	01/06/11	**3.7**	<5.0	<1.2	<0.14	<0.36	<0.23	<0.35	<0.15	<0.46	0.15 Jq	<0.21	1.0	<0.18	<0.10	<0.26	<0.15	<0.22	<0.22	<0.12	<0.31	0.97	<0.23	<0.13
MW-19	01/11/11	**62**	<5.0	<1.2	<0.14	<0.36	<0.23	<0.35	<0.15	<0.46	2.7	0.44 Jq	**34**	0.53	<0.10	<0.26	0.15 BJkq	<0.22	<0.22	0.31 Jq	<0.31	**17**	<0.23	**2.2**
MW-44	01/19/11	**25**	<5.0	<1.2	<0.14	<0.36	<0.23	<0.35	<0.15	1.5	2.3	**0.79**	**88**	0.40 Jq	<0.10	<0.26	0.26 BJkq	<0.22	<0.22	0.34 Jq	0.36 Jq	**100**	<0.23	<0.13
MW-49	01/10/11	**11**	<5.0	<1.2	<0.14	<0.36	<0.23	<0.35	<0.15	<0.46	0.23 Jq	<0.21	**13**	<0.18	<0.10	<0.26	<0.15	<0.22	<0.22	0.27 Jq	<0.31	**16**	<0.23	<0.13
MW-50	01/18/11	**13**	<5.0	<1.2	<0.14	<0.36	<0.23	<0.35	<0.15	<0.46	0.75	0.49 Jq	**28**	<0.18	<0.10	<0.26	<0.15	<0.22	<0.22	0.31 Jq	<0.31	**29**	<0.23	<0.13
MW-51	01/18/11	**19**	<5.0	<1.2	<0.14	<0.36	<0.23	<0.35	<0.15	0.53	0.49 Jq	0.21 Jq	**25**	<0.18	<0.10	<0.26	<0.15	<0.22	<0.22	0.44 Jq	<0.31	**28**	<0.23	<0.13
MW-52	01/18/11	**22**	<5.0	<1.2	<0.14	<0.36	<0.23	<0.35	<0.15	0.52	0.78	0.41 Jq	**43**	0.20 Jq	<0.10	<0.26	0.29 BJkq	<0.22	<0.22	0.26 Jq	<0.31	**43**	<0.23	<0.13
MW-60A	01/06/11	**140**	<5.0	<1.2	0.26 Jq	<0.36	<0.23	<0.35	0.48 Jq	2.6	**5.2**	**7.4**	**430**	2.5	0.20 Jq	<0.26	0.20 Jq	<0.22	<0.22	0.45 Jq	1.7	**290**	0.44 Jq	<0.13
MW-60B	01/06/11	**11**	<5.0	<1.2	<0.14	<0.36	<0.23	<0.35	<0.15	<0.46	0.53	**0.61**	**43**	<0.18	<0.10	<0.26	0.16 Jq	<0.22	<0.22	<0.12	<0.31	**14**	<0.23	<0.13
MW-61B	01/10/11	**570 Je**	<5.0	<1.2	**1.9**	<0.36	0.49 Jq	<0.35	**7.2**	27	**170**	**95**	**7,500**	**41**	3.7	<0.26	0.39 BJakq	<0.22	<0.22	5.6	**15**	**1,700**	**7.9**	0.47 Jq
MW-61C	01/12/11	**8.9**	<5.0	<1.2	<0.14	0.42 Jq	<0.23	<0.35	<0.15	1.2	4.2	**3.3**	**170**	0.97	<0.10	<0.26	0.19 BJkq	<0.22	<0.22	0.13 Jq	0.35 Jq	**43**	<0.23	<0.13
MW-67	01/07/11	<0.10	<5.0	<1.2	<0.14	<0.36	<0.23	<0.35	<0.15	<0.46	<0.098	<0.21	0.15 Jq	<0.18	<0.10	<0.26	0.16 BJakq	<0.22	<0.22	<0.12	<0.31	<0.25	<0.23	<0.13
MW-68	01/19/11	**21**	<5.0	<1.2	<0.14	<0.36	<0.23	<0.35	<0.15	<0.46	0.16 Jq	<0.21	5.7	<0.18	<0.10	<0.26	0.42 BJkq	<0.22	<0.22	<0.12	<0.31	**9.2**	<0.23	<0.13
MW-70	01/13/11	**2.5**	<5.0	<1.2	<0.14	<0.36	<0.23	<0.35	<0.15	<0.46	<0.098	<0.21	<0.12	<0.18	<0.10	<0.26	0.22 BJkq	<0.22	<0.22	<0.12	<0.31	<0.25	<0.23	<0.13
MDL (µg/L)		0.10	5	1.2	0.14	0.36	0.23	0.35	0.15	0.46	0.098	0.21	0.12	0.18	0.10	0.26	0.15	0.22	0.22	0.12	0.31	0.25	0.23	0.13
MCL/DWNL (µg/L)		1 (1)	-	-	1	160 (1)	-	-	0.5	-	5	0.5	6	6	10	300	5	100	150	200	5	5	5	0.5

Notes: Only analytes positively detected are presented in this table. For a complete list, refer to the laboratory data package.

µg/L - micrograms per liter.

MDL - Method detection limit

DWNL - California Department of Public Health drinking water notification level.

MCL - California Department of Public Health Maximum Contaminant Level

(1) DWNL

"-" - MCL or DWNL not available.

Bold - MCL or DWNL exceeded.

<# - Analyte not detected, method detection limit concentration is shown.

B - The result is < 5 times the blank contamination. Cross contamination is suspected and the data are considered unusable

J - The analyte was positively identified, but the analyte concentration is an estimated value.

a - The analyte was found in the method blank.

e - A holding time violation occurred.

k - The analyte was found in a field blank.

q - The analyte detection was below the Practical Quantitation Limit (PQL).

Table 3-6 Summary of Validated Detected Organic Analytes - Fourth Quarter 2010 (continued)

Sample Location	Sample Date	1,4-Dioxane	Acetone	2-Butanone	Benzene	Carbon disulfide	Chloro-benzene	Chloro-ethane	Carbon Tetra-chloride	Chloro-form	1,1-Dichloro-ethane	1,2-Dichloro-ethane	1,1-Dichloro-ethene	cis-1,2-Dichloro-ethene	trans-1,2-Dichloro-ethene	Ethylbenzene	Methylene Chloride	Styrene	Toluene	1,1,1-Trichloro-ethane	1,1,2-Trichloro-ethane	Trichloro-ethene	Tetra-chloro-ethene	Vinyl Chloride
All results reported in µg/L unless otherwise stated																								
MW-76A	01/06/11	**3.2**	<5.0	<1.2	<0.14	<0.36	<0.23	<0.35	<0.15	<0.46	0.15 Jq	<0.21	<0.12	<0.18	<0.10	<0.26	0.21 Jq	<0.22	<0.22	<0.12	<0.31	<0.25	<0.23	<0.13
MW-82	01/10/11	**3.2**	<5.0	<1.2	<0.14	<0.36	<0.23	<0.35	<0.15	<0.46	<0.098	<0.21	<0.12	<0.18	<0.10	<0.26	<0.15	<0.22	<0.22	<0.12	<0.31	<0.25	<0.23	<0.13
MW-83	01/10/11	**2.4**	<5.0	<1.2	<0.14	<0.36	<0.23	<0.35	<0.15	<0.46	<0.098	<0.21	<0.12	<0.18	<0.10	<0.26	2.2 BJaq	<0.22	<0.22	<0.12	<0.31	<0.25	<0.23	<0.13
MW-90	01/05/11	0.21	<5.0	<1.2	<0.14	<0.36	<0.23	<0.35	<0.15	<0.46	<0.098	<0.21	1.7	<0.18	<0.10	<0.26	0.15 BJkq	<0.22	<0.22	<0.12	<0.31	2.2	<0.23	<0.13
MW-98B	01/05/11	**13**	<5.0	<1.2	<0.14	<0.36	<0.23	<0.35	<0.15	2.2	0.66	<0.21	**23**	<0.18	<0.10	<0.26	0.16 BJkq	<0.22	<0.22	<0.12	<0.31	**39**	<0.23	<0.13
MW-100	01/04/11	0.17 Jq	<5.0	<1.2	<0.14	0.43 Jq	<0.23	<0.35	<0.15	<0.46	<0.098	<0.21	<0.12	<0.18	<0.10	<0.26	<0.15	<0.22	<0.22	<0.12	<0.31	<0.26	<0.23	<0.13
MW-101	01/11/11	**24**	<5.0	<1.2	<0.14	<0.36	<0.23	<0.35	<0.15	<0.46	1.5	0.48 Jq	**49**	**41**	1.5	<0.26	0.19 BJkq	<0.22	<0.22	<0.12	<0.31	**41**	<0.23	**2.2**
MW-102	01/17/11	**20**	<5.0	<1.2	<0.14	<0.36	<0.23	<0.35	<0.15	<0.46	1.5	0.25 Jq	**19**	**29**	1.9	<0.26	0.15 BJkq	<0.22	<0.22	<0.12	<0.31	**14**	<0.23	**3.2**
MW-103	12/14/10	**17**	14	<1.2	<0.14	<0.36	<0.23	<0.35	<0.15	<0.46	0.69	<0.21	2.8	2.7	<0.10	<0.26	<0.15	<0.22	<0.22	<0.12	<0.31	**7.5**	<0.23	<0.13
MW-104	12/14/10	**31**	6.6 Jq	<1.2	<0.14	<0.36	<0.23	<0.35	<0.15	<0.46	**5.2**	<0.21	**60**	4.3	0.21 Jq	<0.26	<0.15	<0.22	<0.22	<0.12	<0.31	1.9	<0.23	**15**
MW-105	12/13/10	**32**	5.9 BJkq	<1.2	<0.14	<0.36	<0.23	<0.35	<0.15	<0.46	**5.9**	**0.76**	**130**	4.1	0.33 Jq	<0.26	<0.15	<0.22	<0.22	<0.12	<0.31	**81**	<0.23	**2.4**
MW-106	12/13/10	**27**	5.0 BJkq	<1.2	<0.14	<0.36	<0.23	<0.35	<0.15	<0.46	2.7	0.30 Jq	**24**	**10**	5.5	<0.26	<0.15	<0.22	<0.22	<0.12	<0.31	2.0	<0.23	0.22 Jq
MW-107	12/14/10	**12**	6.2 Jq	<1.2	<0.14	<0.36	<0.23	<0.35	<0.15	<0.46	0.90	<0.21	**11**	2.8	1.2	<0.26	<0.15	<0.22	<0.22	<0.12	<0.31	**9.6**	<0.23	<0.13
MW-108	12/13/10	**30**	<5.0	<1.2	<0.14	<0.36	<0.23	<0.35	<0.15	0.48 Jq	4.7	**0.83**	**100**	0.68	<0.10	<0.26	<0.15	<0.22	<0.22	<0.12	<0.31	**64**	<0.23	**0.65**
MW-109	12/13/10	**27**	<5.0	<1.2	<0.14	<0.36	<0.23	<0.35	<0.15	0.52	2.7	**0.58**	**66**	2.8	0.21 Jq	<0.26	<0.15	<0.22	<0.22	<0.12	<0.31	**64**	<0.23	0.34 Jq
SW-01	01/03/11	<0.10	5.9 Jq	<1.2	<0.14	<0.36	<0.23	<0.35	<0.15	<0.46	<0.098	<0.21	<0.12	<0.18	<0.10	<0.26	0.19 BJkq	<0.22	<0.22	<0.12	<0.31	<0.26	<0.23	<0.13
SW-02	01/03/11	**13**	5.5 Jq	<1.2	<0.14	<0.36	<0.23	<0.35	<0.15	<0.46	<0.098	<0.21	2.7	<0.18	<0.10	<0.26	0.17 BJkq	<0.22	<0.22	<0.12	<0.31	3.7	<0.23	<0.13
SW-03	01/03/11	**10**	9.0 Jq	1.2 Jq	<0.14	<0.36	<0.23	<0.35	<0.15	<0.46	<0.098	<0.21	<0.12	<0.18	<0.10	0.90	<0.15	0.52	0.22 Jq	<0.12	<0.31	<0.26	<0.23	<0.13
SW-06	01/05/11	**1.4**	<5.0	<1.2	<0.14	<0.36	<0.23	<0.35	<0.15	<0.46	<0.098	<0.21	<0.12	<0.18	<0.10	<0.26	<0.15	<0.22	<0.22	<0.12	<0.31	<0.25	<0.23	<0.13
SW-07	01/05/11	0.90	<5.0	<1.2	<0.14	<0.36	<0.23	<0.35	<0.15	<0.46	<0.098	<0.21	<0.12	<0.18	<0.10	<0.26	0.17 BJkq	<0.22	<0.22	<0.12	<0.31	<0.25	<0.23	<0.13
SW-08	01/03/11	<0.10	7.1 Jq	<1.2	<0.14	<0.36	<0.23	<0.35	<0.15	<0.46	<0.098	<0.21	<0.12	<0.18	<0.10	<0.26	<0.15	<0.22	<0.22	<0.12	<0.31	<0.26	<0.23	<0.13
SW-09	01/04/11	**1.6**	9.7 Jq	2.1 Jq	<0.14	<0.36	<0.23	<0.35	<0.15	<0.46	<0.098	<0.21	<0.12	<0.18	<0.10	0.46 Jq	<0.15	0.52	<0.22	<0.12	<0.31	<0.26	<0.23	<0.13
SW-10	01/03/11	0.28	6.7 Jq	<1.2	<0.14	<0.36	<0.23	<0.35	<0.15	<0.46	<0.098	<0.21	<0.12	<0.18	<0.10	<0.26	<0.15	<0.22	<0.22	<0.12	<0.31	<0.26	<0.23	<0.13
SW-13	01/03/11	<0.10	5.7 Jq	<1.2	<0.14	<0.36	<0.23	<0.35	<0.15	<0.46	<0.098	<0.21	<0.12	<0.18	<0.10	<0.26	0.16 BJkq	<0.22	<0.22	<0.12	<0.31	<0.26	<0.23	<0.13
SW-14	01/03/11	<0.10	5.4 Jq	<1.2	<0.14	<0.36	<0.23	<0.35	<0.15	<0.46	<0.098	<0.21	<0.12	<0.18	<0.10	<0.26	<0.15	<0.22	<0.22	<0.12	<0.31	<0.26	<0.23	<0.13
SW-15	01/03/11	<0.10	6.2 Jq	<1.2	<0.14	<0.36	<0.23	<0.35	<0.15	<0.46	<0.098	<0.21	<0.12	<0.18	<0.10	<0.26	<0.15	<0.22	<0.22	<0.12	<0.31	<0.26	<0.23	<0.13
SW-16	01/03/11	0.71	5.5 Jq	<1.2	<0.14	<0.36	<0.23	<0.35	<0.15	<0.46	<0.098	<0.21	<0.12	<0.18	<0.10	<0.26	<0.15	<0.22	<0.22	<0.12	<0.31	<0.26	<0.23	<0.13
SW-18	01/05/11	**3.0**	<5.0	<1.2	<0.14	<0.36	<0.23	<0.35	<0.15	<0.46	<0.098	<0.21	<0.12	<0.18	<0.10	<0.26	0.29 BJkq	<0.22	<0.22	<0.12	<0.31	<0.25	<0.23	<0.13
SW-19	01/05/11	**2.2**	<5.0	<1.2	<0.14	<0.36	<0.23	<0.35	<0.15	<0.46	<0.098	<0.21	<0.12	<0.18	<0.10	<0.26	0.16 BJkq	<0.22	<0.22	<0.12	<0.31	<0.25	<0.23	<0.13
MDL (µg/L)		0.10	5	1.2	0.14	0.36	0.23	0.35	0.15	0.46	0.098	0.21	0.12	0.18	0.10	0.26	0.15	0.22	0.22	0.12	0.31	0.25	0.23	0.13
MCL/DWNL (µg/L)		1 (1)	-	-	1	160 (1)	-	-	0.5	-	5	0.5	6	6	10	300	5	100	150	200	5	5	5	0.5

Notes: Only analytes positively detected are presented in this table. For a complete list, refer to the laboratory data package.

µg/L - micrograms per liter.

MDL - Method detection limit

DWNL - California Department of Public Health drinking water notification level.

MCL - California Department of Public Health Maximum Contaminant Level

(1)- DWNL

"-" - MCL or DWNL not available.

Bold - MCL or DWNL exceeded.

<# - Analyte not detected, method detection limit concentration is shown.

B - The result is < 5 times the blank contamination. Cross contamination is suspected and the data is considered unusable

J - The analyte was positively identified, but the analyte concentration is an estimated value.

a - The analyte was found in the method blank.

e - A holding time violation occurred.

k - The analyte was found in a field blank.

q - The analyte detection was below the Practical Quantitation Limit (PQL).

Table 3-7 Summary of Validated Detected Inorganic, Natural Attenuation, and General Minerals Analytes - Fourth Quarter 2010

Sample Location	Sample Date	Perchlorate - µg/L	Ethene- ug/L	Ethane - ug/L	Methane - ug/L	Dissolved Organic Carbon - mg/L	Total Organic Carbon - mg/L	Total Dissolved Solids -mg/L	Alkalinity, Total - mg/L	Bicarbonate - mg/L	Chloride - mg/L	Nitrite - mg/L	Nitrate - mg/L	Sulfate - mg/L	Iron - ug/L	Dissolved Manganese -ug/L
EW-13	01/12/11	0.92	14.00	11.00	23.0	1.3 Bk	NA	98	61	74	18	<0.017	<0.11	2.6	**1,100**	6.2 Jq
EW-15	01/11/11	**4,300**	7.50	9.30	10.0	13	NA	160	98	120	11	<0.017	**1.2**	5.8	**2,300**	120
EW-16	01/20/11	**17,000**	3.20	14.00	4.40	3.0 Bk	NA	180	61	74	34	<0.017	**1.7**	7.7	**4,500**	78
EW-18	01/19/11	**53,000**	49.00	110.00	4.50 Bk	<0.36	NA	410	51	62	130	<0.017	**5.1 Jd**	12	**4,000**	200
F33-TW2	01/07/11	<0.071	<0.02	<0.01	130.0	2.5	2.4	480	300	370	17	<0.017	<0.11	60	**1,800**	420
F33-TW3	01/13/11	0.34	<0.02	<0.01	8.50	3.9	2.8	410	280	340	16	<0.017	0.11 Jeq	69	150	15
F33-TW6	01/07/11	<0.071	<0.02	<0.01	2.50	1.8	1.7	380	280	340	12	<0.017	<0.11	46	100	180
F33-TW7	01/07/11	<0.071	<0.02	<0.01	130.0	3.8	3.9	NA	NA	NA	NA		<0.11	56	**1,900**	NA
IW-01	01/18/11	0.081 Jq	<0.02	0.49	24.0	1.0 Bk	NA	76	36	44	23	<0.017	<0.11	2.4 Bk	**85,000**	390
IW-02	01/18/11	1.1	<0.02	1.50	1600.0	3.7 Bk	NA	100	41	50	28	<0.017	<0.11	1.9 Bk	**19,000**	360
IW-03	01/17/11	1.7	1.90	7.70	91.0	2.4	NA	82	31	38	22	<0.017	<0.11	1.2	**19,000**	420
IW-04	01/17/11	<0.071	2.70	14.00	4,200.0	0.85	NA	200	2.0 Jq	2.4 Jq	69	<0.017	<0.11	0.60	**15,000**	**660**
IW-05	01/19/11	**100**	0.42	2.40	8.50	0.80 Bk	NA	150	53	65	23	<0.017	0.53 Jd	4.9 Bk	**11,000**	260
MW-07	01/05/11	**170**	NA	NA	NA	NA	NA	NA	NA	NA	NA	NA	NA	NA	NA	NA
MW-15	01/06/11	<0.071	NA	NA	NA	NA	NA	NA	NA	NA	NA	NA	NA	NA	NA	NA
MW-18	01/06/11	1.2	NA	NA	NA	NA	NA	NA	NA	NA	NA	NA	NA	NA	NA	NA
MW-19	01/11/11	**140**	0.05 Jq	0.02 Jq	0.23 Ba	0.94	NA	140	85	100	6.4	<0.017	<0.11	7.9	35	90
MW-44	01/19/11	**990**	<0.02	<0.01	0.10 Bak	0.40 BJkq	NA	230	91	110	8.6	<0.017	**12 Jd**	16	180 Bk	0.25 BJkq
MW-49	01/10/11	**370**	<0.02	<0.01	0.04 BJaq	0.88	NA	140	61	74	5.2	<0.017	**4.3**	5.9	<2.3	<0.24
MW-50	01/18/11	**450**	<0.02	<0.01	0.09 BJkq	0.63 BJkq	NA	130	52	63	5.8 Bk	<0.017	**4.1**	6.3	270	0.58 BJkq
MW-51	01/18/11	**620**	<0.02	0.02 BJkq	7.20	2.3 Bk	NA	180	62	76	6.6 Bk	<0.017	**5.6**	7.0	**340**	1.3 BJkq
MW-52	01/18/11	**720**	<0.02	<0.01	0.09 BJkq	0.92 Bk	NA	170	62	76	5.9 Bk	<0.017	**8.1**	8.1	270	<0.24
MW-60A	01/06/11	**4,700**	NA	NA	NA	NA	NA	NA	NA	NA	NA	NA	NA	NA	NA	NA
MW-60B	01/06/11	**1100**	NA	NA	NA	NA	NA	NA	NA	NA	NA	NA	NA	NA	NA	NA
MW-61B	01/10/11	**93,000**	0.05 Jq	0.35	0.23 Ba	10	NA	**550**	58	71	52	<0.017	**21**	21	<2.3	<0.24
MW-61C	01/12/11	**3000**	0.03 Jq	0.61	0.41 Ba	1.0	NA	170	98	120	16	<0.017	0.34	7.6	3.4 BJaq	0.65 Jq
MW-67	01/07/11	0.55	NA	NA	NA	NA	NA	NA	NA	NA	NA	NA	NA	NA	NA	NA
MW-68	01/19/11	**14,000**	NA	NA	NA	NA	NA	NA	NA	NA	NA	NA	NA	NA	NA	NA
MW-70	01/13/11	3.1	<0.02	<0.01	0.12 Ba	4.4	3.1	390	270	330	17	<0.017	<0.11	74	6.3 BJaq	<0.24
	MDL	0.071	0.02	0.01	0.01	0.36	0.36	11	1.7	1.7	1.7	0.017	0.11	0.37	2.3	0.24
	MCL/DWNL	6	-	-	-	-	-	500	-	-	250	1	10	250	300	500 (1)

Notes: Only analytes positively detected are presented in this table. For a complete list, refer to the laboratory data package.

Sulfide and ferrous iron sample analysis was performed in the field using a Hach DR 850 colorimeter.

MDL - Method detection limit

MCL - California Department of Public Health Services Maximum Contaminant Level

DWNL - California Department of Public Health Services drinking water notification level.

"-" - MCL or DWNL not available.

(1) DWNL

µg/L - micrograms per liter.

mg/L - milligrams per liter

Bold - MCL or DWNL exceeded.

NA - not analyzed

<# - Analyte not detected, method detection limit concentration is shown.

B - The result is < 5 times the blank contamination. Cross contamination is suspected and the data is considered unusable

J - The analyte was positively identified, but the analyte concentration is an estimated value.

a - The analyte was found in the method blank.

k - The analyte was found in a field blank.

q - The analyte detection was below the Practical Quantitation Limit (PQL).

Table 3-7 Summary of Validated Detected Inorganic, Natural Attenuation, and General Minerals Analytes - Fourth Quarter 2010 (continued)

Sample Location	Sample Date	Perchlorate - µg/L	Ethene- ug/L	Ethane - ug/L	Methane - ug/L	Dissolved Organic Carbon - mg/L	Total Organic Carbon - mg/L	Total Dissolved Solids -mg/L	Alkalinity, Total - mg/L	Bicarbonate - mg/L	Chloride - mg/L	Nitrite - mg/L	Nitrate - mg/L	Sulfate - mg/L	Iron - ug/L	Dissolved Manganese -ug/L
MW-76A	01/06/11	<0.071	NA	NA	NA	NA	NA	NA	NA	NA	NA	NA	NA	NA	NA	NA
MW-82	01/10/11	<0.071	0.06 Jq	<0.01	0.38 Ba	1.8	2.0	400	250	310	12	<0.017	0.14 Jq	48	2.7 Jq	2.2 Jq
MW-83	01/10/11	1.5	<0.02	<0.01	0.04 BJaq	3.4	2.8	400	250	300	15	<0.017	0.11 Jq	61	2.5 Jq	<0.24
MW-90	01/05/11	**200**	NA	NA	NA	NA	NA	NA	NA	NA	NA	NA	NA	NA	NA	NA
MW-98B	01/05/11	**1,400**	NA	NA	NA	NA	NA	NA	NA	NA	NA	NA	NA	NA	NA	NA
MW-100	01/04/11	<0.071	NA	NA	NA	NA	NA	NA	NA	NA	NA	NA	NA	NA	NA	NA
MW-101	01/11/11	<0.071	0.06 Jq	0.02 Jq	0.18 Ba	0.98	NA	170	72	88	6.1	<0.017	<0.11	30	**510**	110
MW-102	01/17/11	<0.071	0.08 Jq	0.02 Jq	83.00	0.91	NA	160	120	140	5.3	0.030 Jq	<0.11	16	130	110
MW-103	12/14/10	5.6	NA	NA	NA	1.4	0.66 Jq	230	NA	NA	NA	NA	NA	NA	NA	NA
MW-104	12/14/10	<0.071	NA	NA	NA	0.72	0.92	200	NA	NA	NA	NA	NA	NA	NA	NA
MW-105	12/13/10	<0.071	NA	NA	NA	0.80	0.73	240	NA	NA	NA	NA	NA	NA	NA	NA
MW-106	12/13/10	<0.071	NA	NA	NA	4.4	5.2	380	NA	NA	NA	NA	NA	NA	NA	NA
MW-107	12/14/10	14	NA	NA	NA	2.0	2.1	380	NA	NA	NA	NA	NA	NA	NA	NA
MW-108	12/13/10	**75**	NA	NA	NA	0.40 Jq	<0.36	200	NA	NA	NA	NA	NA	NA	NA	NA
MW-109	12/13/10	**440**	NA	NA	NA	0.40 Jq	0.47 Jq	230	NA	NA	NA	NA	NA	NA	NA	NA
SW-01	01/03/11	<0.071	NA	NA	NA	NA	NA	NA	NA	NA	NA	NA	NA	NA	NA	NA
SW-02	01/03/11	**330**	NA	NA	NA	NA	NA	NA	NA	NA	NA	NA	NA	NA	NA	NA
SW-03	01/03/11	**23**	NA	NA	NA	NA	NA	NA	NA	NA	NA	NA	NA	NA	NA	NA
SW-06	01/05/11	0.64	NA	NA	NA	NA	NA	NA	NA	NA	NA	NA	NA	NA	NA	NA
SW-07	01/05/11	0.32	NA	NA	NA	NA	NA	NA	NA	NA	NA	NA	NA	NA	NA	NA
SW-08	01/03/11	<0.071	NA	NA	NA	NA	NA	NA	NA	NA	NA	NA	NA	NA	NA	NA
SW-09	01/04/11	<0.071	NA	NA	NA	NA	NA	NA	NA	NA	NA	NA	NA	NA	NA	NA
SW-10	01/03/11	<0.071	NA	NA	NA	NA	NA	NA	NA	NA	NA	NA	NA	NA	NA	NA
SW-13	01/03/11	<0.071	NA	NA	NA	NA	NA	NA	NA	NA	NA	NA	NA	NA	NA	NA
SW-14	01/03/11	**41**	NA	NA	NA	NA	NA	NA	NA	NA	NA	NA	NA	NA	NA	NA
SW-15	01/03/11	<0.071	NA	NA	NA	NA	NA	NA	NA	NA	NA	NA	NA	NA	NA	NA
SW-16	01/03/11	0.55	NA	NA	NA	NA	NA	NA	NA	NA	NA	NA	NA	NA	NA	NA
SW-18	01/05/11	0.56	NA	NA	NA	NA	NA	NA	NA	NA	NA	NA	NA	NA	NA	NA
SW-19	01/05/11	0.41	NA	NA	NA	NA	NA	NA	NA	NA	NA	NA	NA	NA	NA	NA
	MDL	0.071	0.02	0.01	0.01	0.36	0.36	11	1.7	1.7	1.7	0.017	0.11	0.37	2.3	0.24
	MCL/DWNL	6	-	-	-	-	-	500	-	-	250	1	10	250	300	500 (1)

Notes: Only analytes positively detected are presented in this table. For a complete list, refer to the laboratory data package.

Sulfide and ferrous iron sample analysis was performed in the field using a Hach DR 850 colorimeter.

MDL - Method detection limit

MCL - California Department of Public Health Services Maximum Contaminant Level

DWNL - California Department of Public Health Services drinking water notification level.

"-" - MCL or DWNL not available.

(1) DWNL

µg/L - micrograms per liter.

mg/L - milligrams per liter

Bold - MCL or DWNL exceeded.

NA - not analyzed

<# - Analyte not detected, method detection limit concentration is shown.

B - The result is < 5 times the blank contamination. Cross contamination is suspected and the data are considered unusable

J - The analyte was positively identified, but the analyte concentration is an estimated value.

a - The analyte was found in the method blank.

k - The analyte was found in a field blank.

q - The analyte detection was below the Practical Quantitation Limit (PQL).

Table 3-8 Summary Statistics of Validated Organic and Inorganic Analytes Detected in Groundwater - Third Quarter 2010

Organic Analytes Detected	Total Number of Samples Analyzed	Total Number of Detections (1)	Number of Detections Exceeding MCL or DWNL (1)	MCL / DWNL		Minimum Concentration Detected		Maximum Concentration Detected	
1,4-Dioxane	10	10	10	1 (2)	µg/L	3.5	µg/L	430	µg/L
Benzene	10	2	1	1	µg/L	0.14	µg/L	2.4	µg/L
Carbon Disulfide	10	1	0	160	µg/L	0.39	µg/L	0.39	µg/L
Chlorobenzene	10	1	0	-	µg/L	0.34	µg/L	0.34	µg/L
Chloroethane	10	1	0	-	µg/L	1.4	µg/L	1.4	µg/L
Chloroform	10	1	0	-	µg/L	6.2	µg/L	6.2	µg/L
1,1-Dichloroethane	10	4	1	5	µg/L	0.18	µg/L	190	µg/L
1,2-Dichloroethane	10	3	2	0.5	µg/L	0.27	µg/L	220	µg/L
1,1-Dichloroethene	10	7	3	6	µg/L	0.21	µg/L	7,200	µg/L
cis-1,2-Dichloroethene	10	6	3	6	µg/L	0.18	µg/L	96	µg/L
trans-1,2-Dichloroethene	10	3	0	10	µg/L	1.6	µg/L	3.3	µg/L
Methylene Chloride	10	1	0	5	µg/L	2.2	µg/L	2.2	µg/L
1,1,1-Trichloroethane	10	1	0	200	µg/L	0.52	µg/L	0.52	µg/L
1,1,2-Trichloroethane	10	1	1	5	µg/L	8.5	µg/L	8.5	µg/L
Trichloroethene	10	4	3	5	µg/L	0.57	µg/L	1,300	µg/L
Tetrachloroethene	10	1	0	5	µg/L	2.1	µg/L	2.1	µg/L
Vinyl chloride	10	3	3	0.5	µg/L	1.8	µg/L	4.8	µg/L
Dissolved Organic Carbon	7	7	0	-	mg/L	1.6	mg/L	3.3	mg/L
Total Organic Carbon	7	7	0	-	mg/L	1.4	mg/L	2.6	mg/L
Methane	7	5	0	-	µg/L	0.08	µg/L	170	µg/L
Acetic Acid	7	5	0	-	mg/L	0.065	mg/L	0.076	mg/L
Propionic Acid	7	2	0	-	mg/L	0.038	mg/L	0.042	mg/L
Inorganic Analytes Detected	**Total Number of Samples Analyzed**	**Total Number of Detections (1)**	**Number of Detections Exceeding MCL or DWNL (1)**	**MCL / DWNL**		**Minimum Concentration Detected**		**Maximum Concentration Detected**	
Perchlorate	10	2	1	6	µg/L	2.2	µg/L	41,000	µg/L
Hydrogen	7	7	0	-	nM	3.0	nM	6.1	nM
Iron	7	5	3	0.3	mg/L	0.021	mg/L	2.2	mg/L
Sulfate	7	7	0	250	mg/L	45	mg/L	81	mg/L

Notes:
DWNL - California Department of Public Health drinking water notification level.
MCL - California Department of Public Health Maximum Contaminant Level
" - " - MCL or DWNL not established.
(1) - Number of detections excludes sample duplicates, trip blanks and equipment blanks.
(2) - DWNL.
mg/L - Milligrams per liter.
µg/L - Micrograms per liter.
nM - Nanomoles

Table 3-9 Summary Statistics of Validated Organic and Inorganic Analytes Detected in Groundwater - Fourth Quarter 2010

Organic Analytes Detected	Total Number of Samples Analyzed	Total Number of Detections (1)	Number of Detections Exceeding MCL or DWNL (1)	MCL / DWNL		Minimum Concentration Detected		Maximum Concentration Detected	
1,4-Dioxane	58	51	45	1 (2)	µg/L	0.17	µg/L	570	µg/L
Acetone	58	13	0	-	µg/L	5.4	µg/L	9.7	µg/L
2-Butanone	58	2	0	-	µg/L	1.2	µg/L	2.1	µg/L
Benzene	58	7	2	1	µg/L	0.21	µg/L	3.1	µg/L
Carbon disulfide	58	2	0	160 (2)	µg/L	0.42	µg/L	0.43	µg/L
Chlorobenzene	58	2	0	-	µg/L	0.46	µg/L	0.49	µg/L
Chloroethane	58	2	0	-	µg/L	0.67	µg/L	1.2	µg/L
Carbon tetrachloride	58	4	2	0.5	µg/L	0.39	µg/L	7.2	µg/L
Chloroform	58	14	0	-	µg/L	0.47	µg/L	27	µg/L
1,1-Dichloroethane	58	32	8	5	µg/L	0.15	µg/L	190	µg/L
1,2-Dichloroethane	58	23	13	0.5	µg/L	0.21	µg/L	210	µg/L
1,1-Dichloroethene	58	34	28	6	µg/L	0.15	µg/L	7,500	µg/L
cis-1,2-Dichloroethene	58	23	8	6	µg/L	0.20	µg/L	130	µg/L
trans-1,2-Dichloroethene	58	13	0	10	µg/L	0.20	µg/L	5.5	µg/L
Ethylbenzene	58	2	0	300	µg/L	0.46	µg/L	0.90	µg/L
Methylene Chloride	58	3	0	5	µg/L	0.16	µg/L	0.20	µg/L
Styrene	58	2	0	100	µg/L	0.52	µg/L	0.52	µg/L
Toluene	58	3	0	150	µg/L	0.22	µg/L	0.32	µg/L
1,1,1-Trichloroethane	58	14	0	200	µg/L	0.13	µg/L	5.6	µg/L
1,1,2-Trichloroethane	58	8	4	5	µg/L	0.35	µg/L	15	µg/L
Trichloroethene	58	33	27	5	µg/L	0.97	µg/L	1,900	µg/L
Tetrachloroethene	58	6	2	5	µg/L	0.30	µg/L	7.9	µg/L
Vinyl chloride	58	14	9	0.5	µg/L	0.22	µg/L	36	µg/L
Ethene	26	13	0	-	µg/L	0.03	µg/L	49	µg/L
Ethane	26	14	0	-	µg/L	0.02	µg/L	110	µg/L
Methane	26	14	0	-	µg/L	2.50	µg/L	4,200	µg/L
Acetic Acid	26	12	0	-	mg/L	0.045	mg/L	0.160	mg/L
Propionic Acid	26	4	0	-	mg/L	0.075	mg/L	0.110	mg/L
Total Organic Carbon	14	13	0	-	mg/L	0.47	mg/L	5.2	mg/L
Dissolved Organic Carbon	33	23	0	-	mg/L	0.40	mg/L	13	mg/L
Inorganic Analytes Detected	**Total Number of Samples Analyzed**	**Total Number of Detections (1)**	**Number of Detections Exceeding MCL or DWNL (1)**	**MCL / DWNL**		**Minimum Concentration Detected**		**Maximum Concentration Detected**	
Perchlorate	58	39	23	6	µg/L	0.081	µg/L	93,000	µg/L
Hydrogen	26	26	0	-	nM	1.20	nM	20.0	nM
Iron	26	21	13	0.3	mg/L	0.0025	mg/L	85	mg/L
Manganese (dissolved)	25	17	1	500 (2)	µg/L	0.65	µg/L	660	µg/L
Alkalinity (total)	25	25	0	-	mg/L	2.0	mg/L	300	mg/L
Bicarbonate	25	25	0	-	mg/L	2.4	mg/L	370	mg/L
Chloride	25	22	0	250	mg/L	5.2	mg/L	130	mg/L
Nitrate	26	14	2	10	mg/L	0.11	mg/L	21	mg/L
Nitrite	25	1	0	1	mg/L	0.030	mg/L	0.030	mg/L
Sulfate	26	23	0	250	mg/L	0.60	mg/L	74	mg/L
Total Dissolved Solids	32	32	1	500	mg/L	76	mg/L	550	mg/L

Notes:
DWNL - California Department of Public Health drinking water notification level.
MCL - California Department of Public Health Maximum Contaminant Level
" - " - MCL or DWNL not established.
(1) - Number of detections excludes sample duplicates, trip blanks and equipment blanks.
(2) - DWNL.
mg/L - Milligrams per liter.
µg/L - Micrograms per liter.
nM - Nanomoles

3.4.1 Data Quality Review

The quality control samples were reviewed as described in the Beaumont Sites 1 and 2, Programmatic Sampling and Analysis Plan (Tetra Tech, Inc., 2010a). The data for the groundwater sampling activities was contained in analytical data packages generated by E.S. Babcock and Sons Laboratories Inc, Microbial Insights Inc, and Microseeps Laboratories Inc. These data packages were reviewed using the latest versions of the National Functional Guidelines for Organic and Inorganic Data Review documents from the EPA (EPA, 2008 and EPA, 2010).

Preservation criteria, holding times, field blanks, laboratory control samples (LCS), method blanks, duplicate environmental samples, spiked samples, and surrogate and spike recovery data were reviewed. Within each environmental sample the sample-specific quality control spike recoveries were examined. These data examinations included comparing statistically calculated control limits to percent recoveries of all spiked analytes and duplicate spiked analytes. Relative percent difference (RPD) control limits are compared to actual spiked (MS / MSD) RPD results. Surrogate recoveries were examined for all organic compound analyses and compared to their control limits.

Environmental samples were analyzed by the following methods: Method SM2320 for alkalinity, Method AM23G for volatile fatty acids, Method AM20GAX for hydrogen, Method E300.0 for nitrate, sulfate, and chloride, Method SM4500B for nitrite, Method E332.0 for perchlorate, Method A5310 for total organic carbon, Method RSK-175 for methane, ethane, ethene, Method SW8270C SIM for 1,4-dioxane, Methods SW6010B and E200.7 for total iron and dissolved manganese, respectively, and Method SW8260B for VOCs.

Analyses for dechlorinating bacteria Dehalococcoides spp and perchlorate reductase were performed by Microbial Insights Inc. These analyses do not have standard QC samples as provided by the EPA in SW-846. These microbiology results are expressed in cells per milliliter units.

Unless otherwise noted below, all data results met required criteria, are of known precision and accuracy, did not require qualification, and may be used as reported.

Method SW8270C SIM for 1,4-dioxane had holding time errors causing 5.3 percent (4 of 76 samples) to be qualified as estimated. The samples were analyzed one day past holding time which

would have little or no impact on the data quality. The data qualified as estimated is usable for the intended purpose.

The holding time errors for Method SW8270C SIM (1,4-dioxane) were due to instrument failure that caused the instrument to be unavailable for two days. In order to achieve the low level analysis for 1,4-dioxane a dedicated instrument is utilized. This prevented the laboratory from analyzing the samples on a different instrument. Method SM5310B for dissolved organic carbon had field blank contamination that caused 13.6 percent (9 of 66 samples) to be qualified for blank contamination. The blank qualified results should be considered not detected at elevated detection levels.

Method SW8260B for VOCs had trip blank contamination for methylene chloride that caused 1.3 percent of the data to be qualified for blank contamination. The blank qualified results should be considered not detected at elevated detection levels.

Methods SW6010B and E200.7 for total iron and dissolved manganese, respectively, had field blank contamination that caused 6.5 percent (4 of 62 samples) to be qualified for field blank contamination, and method blank contamination that caused 3.2 percent (2 of 62 samples) to be qualified for method blank contamination. The blank qualified results should be considered not detected at elevated detection levels.

Method RSK-175 had field blank contamination that caused 4.8 percent (5 of 105 samples) to be qualified for field blank contamination, and method blank contamination that caused 11.4 percent (12 of 105) to be qualified for method blank contamination. The blank qualified results should be considered not detected at elevated detection levels.

Method AM23G for volatile fatty acids had field duplicate RPD errors that qualified as estimated 0.6 percent (2 of 315 samples) of the total AM23G data. The data qualified as estimated is usable for the intended purpose. Method AM23G had field blank contamination that caused 6.0 percent (19 of 315 samples) to be qualified for field blank contamination. The blank qualified results should be considered not detected at elevated detection levels.

Method E300.0 for common anions (chloride, nitrate, and sulfate) had LCS and holding time errors that qualified as estimated 1.0 percent (1 of 97 samples) of the total E300.0 data. The data

qualified as estimated is usable for the intended purpose. Method E300.0 had field blank contamination that caused 6.2 percent (6 of 97 samples) to be qualified for field blank contamination. The blank qualified results should be considered not detected at elevated detection levels.

3.5 CHEMICALS OF POTENTIAL CONCERN

The identification of COPCs is an ongoing process that takes place annually and is reported in the First and Second Quarter Semiannual Groundwater Monitoring Report. The purpose of identifying COPCs is to establish a list of analytes that best represents the extent and magnitude of affected groundwater and to focus more detailed analysis on those analytes. The analytes were organized and evaluated in two groups, organic and inorganic, and divided into primary and secondary COPCs. Tables 3-5, 3-6, and 3-7 present summaries of the organic and inorganic analytes detected during the Third Quarter 2010 and Fourth Quarter 2010 monitoring events. Data that is "B" qualified because of associations with either laboratory blank or field cross contamination is not included in the COPC evaluation.

The COPC process does not eliminate analytes from testing but reduces the number of analytes that are evaluated and discussed during reporting. While all of the secondary COPCs will continue to be tested for in future monitoring events because of their association with other analytes that are listed as primary COPCs, these secondary COPCs are detected on a more limited or inconsistent basis, and/or their detection falls below a regulatory threshold. Therefore, the secondary COPCs will not be discussed further in the later sections of this report. Additionally, the standard list of analytes for each method will continue to be tested for and screened annually to insure that the appropriate COPCs are being identified and evaluated as specified in the Beaumont Sites 1 and 2, Programmatic Sampling and Analysis Plan (Tetra Tech, Inc., 2010a).

3.5.1 Identification of Chemicals of Potential Concern

As indicated above, COPCs are evaluated annually and reported in the First and Second Quarter Semiannual Groundwater Monitoring Report. COPCs have been selected to include compounds that consistently have been detected in groundwater samples collected from the Site at concentrations above regulatory limits and that can be used to assess the extent of affected groundwater. Primary COPCs are parent products such as trichloroethene (TCE) and 1,1,1-trichloroethane (1,1,1-TCA) and are always present with a secondary COPC. Secondary COPCs are breakdown products such as 1,1-dichloroethane (1,1-DCA) and 1,1-dichloroethene (1,1-DCE)

and are detected at lower concentrations than their parent products. At this site 1,1-DCE, a breakdown product of 1,1,1-TCA, is detected at higher concentrations than 1,1,1-TCA so 1,1-DCE is considered a primary COPC, and 1,1,1-TCA is considered a secondary COPC.

An annual evaluation of COPCs based on the results of the Second Quarter 2010 water quality monitoring event was presented in the First and Second Quarter 2010 Semiannual Groundwater Monitoring Report (Tetra Tech, 2010b). Based on the results of water quality monitoring and the screening of those results against the existing COPCs, the MCLs, and DWNLs, no additional COPCs were identified nor was there evidence to remove an analyte from the existing COPC list. Table 3-10 presents those groundwater analytes that have been identified as COPCs. Time-series graphs of primary and secondary COPCs are provided in Appendix E.

Table 3-10 Groundwater Chemicals of Potential Concern

Analyte	Classification	Comments
Perchlorate	Primary	Parent product (propellant), widely detected at Site
1,1-Dichloroethene	Primary	Breakdown product of 1,1,1-TCA, detected at higher concentrations than 1,1,1-TCA at Site
Trichloroethene	Primary	Parent product (solvent), widely detected at Site
1,4-Dioxane	Primary	Stabilizer in 1,1,1-TCA, widely detected at Site.
1,1-Dichloroethane	Secondary	Breakdown product of 1,1,1-TCA
1,2-Dichloroethane	Secondary	Breakdown product of 1,1,1-TCA
1,1,1-Trichloroethane	Secondary	Parent product (solvent), detected at lower concentrations than breakdown product (1,1-DCE) at Site
1,1,2-Trichloroethane	Secondary	Isomeric impurity of 1,1,1-TCA
cis-1,2-Dichloroethene	Secondary	Breakdown product of TCE
Vinyl chloride	Secondary	Breakdown product of TCE and/or 1,1,1-TCA

3.6 DISTRIBUTION OF THE PRIMARY CHEMICALS OF POTENTIAL CONCERN

The Third Quarter 2010 and Fourth Quarter 2010 monitoring events are minor events. Only guard wells, wells with increasing contaminant trends, new wells, surface water locations, and natural attenuation sampling of F-33 wells are sampled and tested during these events (Tetra Tech, 2003b). Therefore, only those wells and surface water sampled and tested during this event will be discussed. Interpretation of the data collected as part of the focused data collection phase of the Site 1 contaminant attenuation study will be presented in the Site 1 Contaminant Attenuation Summary Report currently in preparation. Figures 3-10 through 3-13 present COPC isoconcentration maps for the alluvium and shallow Mount Eden formation wells sampled during the Second Quarter 2010 sampling event, with updated data from wells sampled during the Fourth Quarter 2010 monitoring event. A figure illustrating the extent of the primary COPCs based on the recent data is presented in Figure 3-14.

X:\GIS\Lockheed S1 Q3Q4\10Perc.mxd

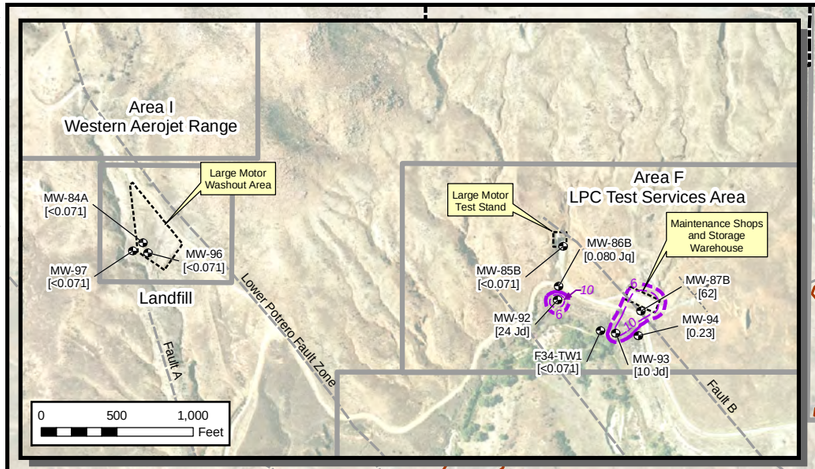

Area A
Eastern Aerojet Range (Avanti)

Potrero Creek

Area B
Rocket Motor Production Area

NORTHERN POTRERO CREEK AREA

ROCKET MOTOR PRODUCTION AREA

Former Rocket Motor Production Area

MW-11 [3]
MW-12 [<0.071]
P-03 [<71]
IW-05 [100]
IW-04 [<0.071]
IW-03 [1.7]
MW-40 [750]
MW-44 [990]
MW-68 [14,000]
MW-91 [1,900 Jd]
MW-66 [1,200]
MW-89 [2,200]
MW-88 [1,100]
MW-98B [1,400]
MW-90 [200]
MW-69 [1,200]
MW-34 [61]
MW-62A [1,400]
MW-109 [440]
MW-108 [75]
P-02 [<0.071]
MW-107 [14]
MW-106 [<0.071]
MW-103 [5.6]
MW-29 [25]
MW-105 [<0.071]
MW-101 [<0.071]
MW-05 [2,600]
MW-19 [140]
MW-52 [720]
MW-56C [1,000]
MW-54 [1,000]
MW-23 [100]
MW-49 [370]
MW-51 [620]
MW-50 [450]
MW-55 [2,500]
MW-22 [250]
MW-27 [0.89]
MW-17 [440]
MW-53 [74]
MW-28 [200]
MW-02 [3,100]
MW-60A [4,700]
EW-13 [0.92]
MW-59D [6,300 Jd]
EW-16 [17,000]
EW-18 [53,000]
MW-74C [1.1]
MW-61B [93,000]
MW-72B [1.2]
MW-36 [0.35]
MW-73B [4.6 Jd]
EW-15 [4,300]
MW-26 [6,600]
MW-07 [170]
MW-35 [0.24]
MW-75B [1.7]
IW-02 [1.1]
IW-01 [0.081 Jq]
P-05 [6.2]
OW-01 [<0.071]

NORTHERN POTRERO CREEK AREA
MASSACRE CANYON ENTRANCE AREA

Bedsprings Creek

MW-13 [<0.071]
MW-45 [160]
OW-02 [390]
MW-104 [<0.071]
MW-102 [<0.071]
MW-47 [4.8]
MW-76B [<0.071]
MW-46 [0.22]
MW-09 [<0.071]
OW-08 [0.39]
P-06S [<0.071]
P-06D [2.1]
MW-14 [1.6]

Area F
LPC Test Services Area

Potrero Creek

Area E
Radioactive Waste Disposal Site

MW-15 [<0.071]
MW-18 [1.2]

Large Motor Washout Area
MW-83 [1.5]
MW-82 [<0.071]
F33-TW2 [<0.071]
F33-TW3 [0.34]
F33-TW6 [<0.071]
MW-70 [3.1]

Area G
Helicopter Weapons Test Area

MW-77B [<0.071]

Area D
LPC Ballistics Test Range

MW-67 [0.55] Located Approximately 1 Mile Downstream

MW-100 [<0.071] Located Approximately 2.6 Miles Downstream

0 500 1,000 Feet

Adapted from: March 2007 aerial photograph.

Faults from structural analysis of Potrero Valley, *Lineament and Geologic Mapping Study, Tetra Tech, 2009.*

LEGEND

- MW-22 [340] — Well ID, Perchlorate Concentration
- Perchlorate Concentration Contour (µg/L) - Dashed where inferred
- MCL Contour (6.0 µg/L) - Dashed where inferred
- Bedrock/Alluvium Surface Contact, Dashed where inferred
- Fault, Accurately Located Showing Dip
- Fault, Approximately Located
- Source Areas
- Historical Operational Area Boundary
- Beaumont Site 1 Property Boundary

Notes:

MCL - Maximum Contaminant Level.
Concentrations shown are in microgram per liter (µg/L)

Highest concentration shown is contoured for clustered or nested well locations.

Beaumont Site 1 property boundary is approximate.

Contour data compiled from Second Quarter and Fourth Quarter 2010 sampling events.

Beaumont Site 1

Figure 3-10

Perchlorate Isoconcentration Map (µg/L) for Alluvium and Shallow Mount Eden Formation

TETRA TECH

X:\GIS\Lockheed S1 Q3Q4\10\DCE.mxd

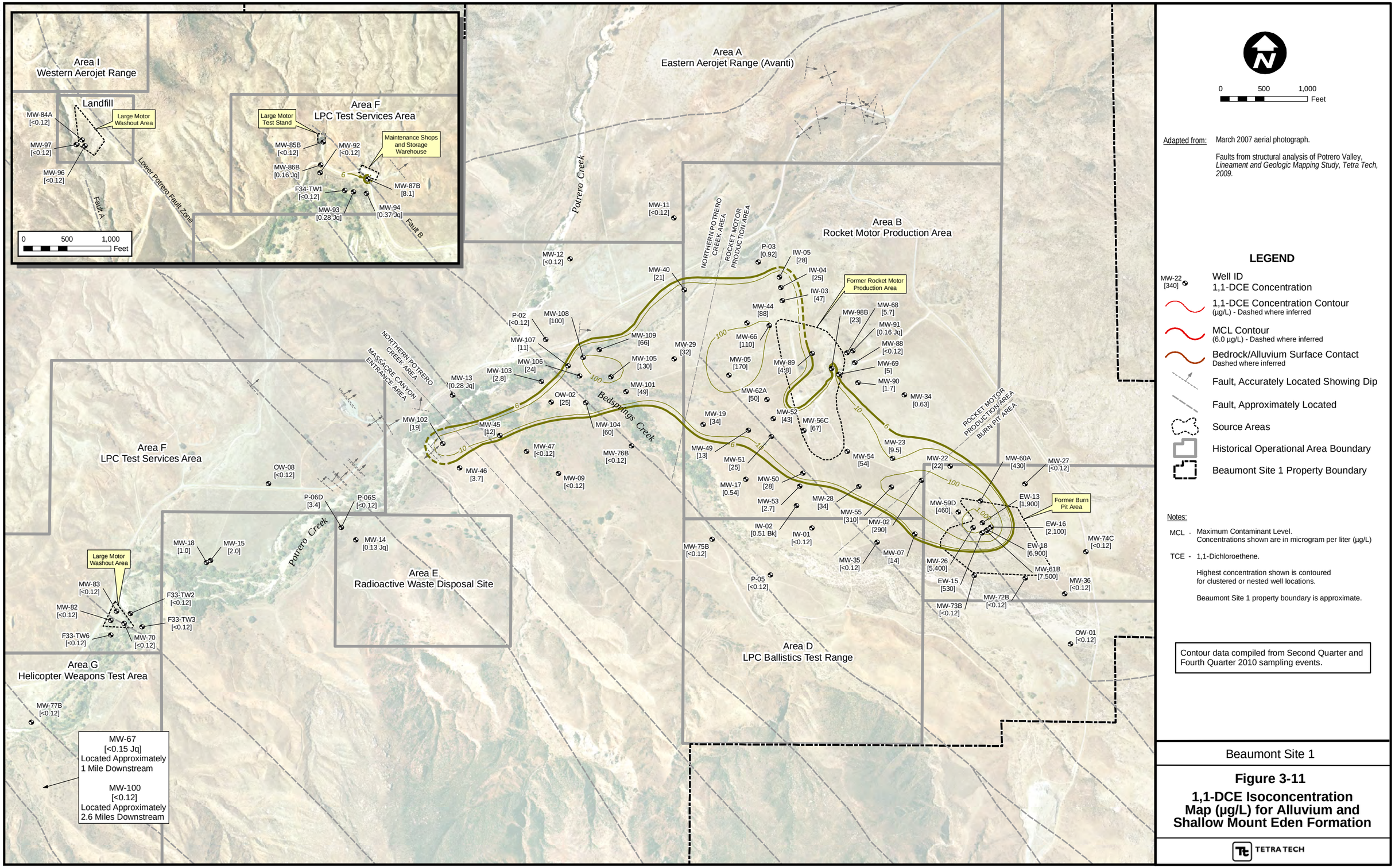

Adapted from: March 2007 aerial photograph.

Faults from structural analysis of Potrero Valley, *Lineament and Geologic Mapping Study, Tetra Tech, 2009.*

LEGEND

- MW-22 [340] — Well ID, 1,1-DCE Concentration
- 1,1-DCE Concentration Contour (µg/L) - Dashed where inferred
- MCL Contour (6.0 µg/L) - Dashed where inferred
- Bedrock/Alluvium Surface Contact, Dashed where inferred
- Fault, Accurately Located Showing Dip
- Fault, Approximately Located
- Source Areas
- Historical Operational Area Boundary
- Beaumont Site 1 Property Boundary

Notes:

MCL - Maximum Contaminant Level. Concentrations shown are in microgram per liter (µg/L)

TCE - 1,1-Dichloroethene.

Highest concentration shown is contoured for clustered or nested well locations.

Beaumont Site 1 property boundary is approximate.

Contour data compiled from Second Quarter and Fourth Quarter 2010 sampling events.

Beaumont Site 1

Figure 3-11

1,1-DCE Isoconcentration Map (µg/L) for Alluvium and Shallow Mount Eden Formation

TETRA TECH

X:\GIS\Lockheed S1 Q3Q4\10TCE.mxd

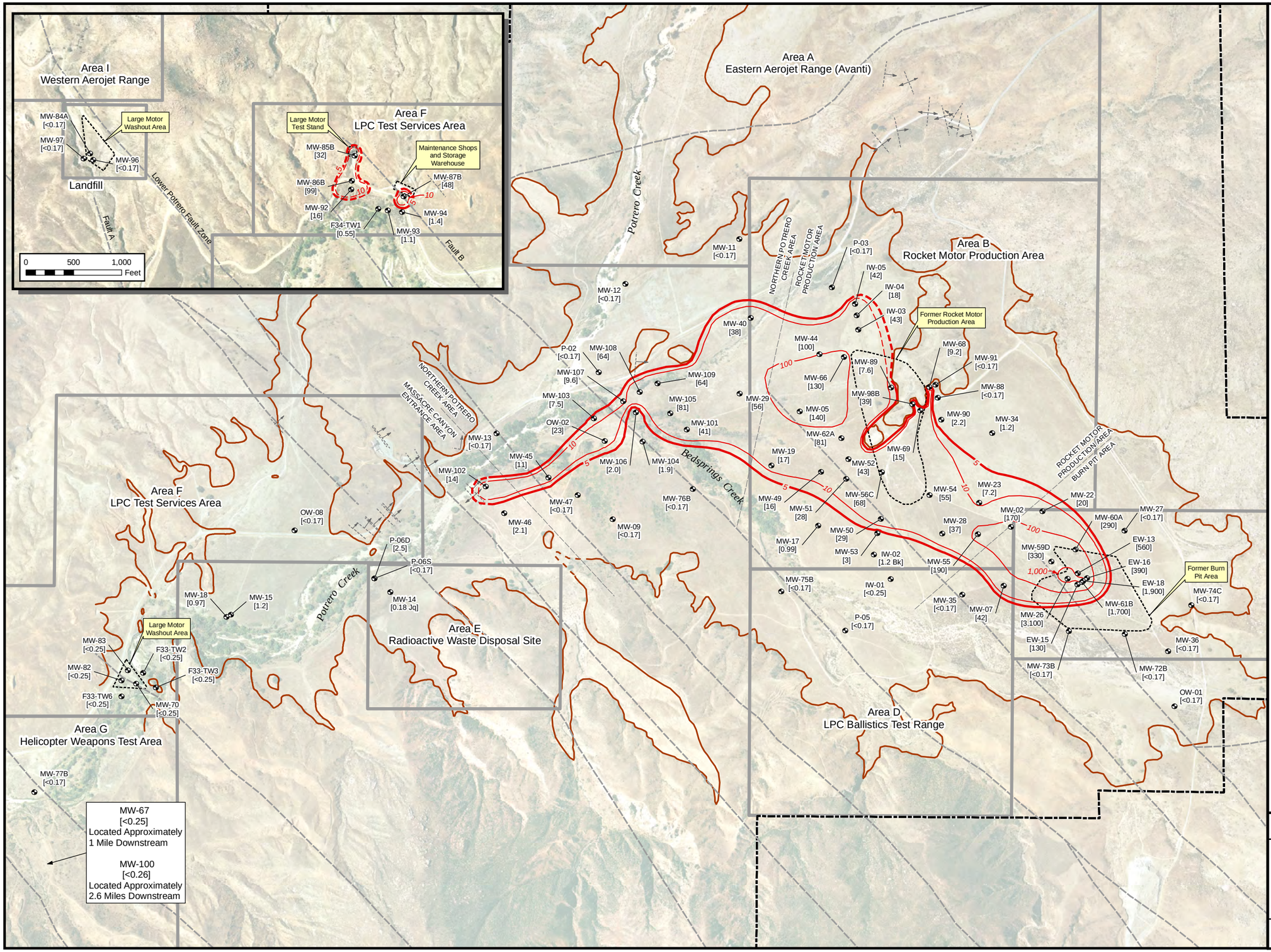

0 500 1,000 Feet

Adapted from: March 2007 aerial photograph.

Faults from structural analysis of Potrero Valley, *Lineament and Geologic Mapping Study, Tetra Tech, 2009.*

LEGEND

- MW-22 [340] — Well ID, TCE Concentration
- TCE Concentration Contour (µg/L) - Dashed where inferred
- MCL Contour (5.0 µg/L) - Dashed where inferred
- Bedrock/Alluvium Surface Contact, Dashed where inferred
- Fault, Accurately Located Showing Dip
- Fault, Approximately Located
- Source Areas
- Historical Operational Area Boundary
- Beaumont Site 1 Property Boundary

Notes:

MCL - Maximum Contaminant Level. Concentrations shown are in microgram per liter (µg/L)

TCE - Trichloroethene.

Highest concentration shown is contoured for clustered or nested well locations.

Beaumont Site 1 property boundary is approximate.

Contour data compiled from Second Quarter and Fourth Quarter 2010 sampling events.

Beaumont Site 1

Figure 3-12

TCE Isoconcentration Map (µg/L) for Alluvium and Shallow Mount Eden Formation

TETRA TECH

X:\GIS\Lockheed S1 Q3Q4\10\Dlox.mxd

Area I
Western Aerojet Range

Landfill
MW-97 [<0.10]
MW-84A [<0.10]
MW-96 [<0.10]
Area H
Sanitary Landfill

Large Motor Test Stand
Maintenance Shops and Storage Warehouse
MW-85B [0.12 Jq]
MW-86B [0.74]
MW-92 [0.14 Jq]
MW-87B [62]
F34-TW1 [5.5]
MW-93 [12]
MW-94 [4.2]
Area F
LPC Tes Services Area

Lower Potrero Fault Zone
Fault A
Fault B
Area G
Helicopter Weapons Test Area
MW-77B [<0.10]

0 500 1,000 Feet

Area A
Eastern Aerojet Range (Avanti)

Potrero Creek

MW-11 [<0.10]

Area B
Rocket Motor Production Area

NORTHERN POTRERO CREEK AREA
ROCKET MOTOR PRODUCTION AREA

P-03 [0.6]
IW-05 [26]
IW-04 [23]
IW-03 [24]
Former Rocket Motor Production Area
MW-12 [<0.10]
MW-40 [22]
MW-66 [28]
MW-68 [21]
MW-98B [13]
MW-44 [25]
MW-91 [1.8]
MW-108 [30]
MW-109 [27]
P-02 [<0.10]
MW-88 [0.35]
MW-89 [7]
MW-29 [28]
MW-107 [12]
MW-69 [7.8]
MW-105 [32]
MW-05 [32]
MW-103 [17]
MW-90 [0.21]
MW-34 [0.28]
MW-106 [27]
MW-101 [24]
MW-13 [0.60 Je]
MW-62A [27]
OW-02 [14]
MW-49 [11]
MW-104 [31]
MW-52 [22]
MW-19 [62]
MW-56C [24]
MW-45 [8.8]
MW-54 [23]
MW-102 [20]
MW-51 [19]
MW-23 [4.5]
MW-22 [9.9]
MW-27 [<0.10]
MW-50 [13]
MW-46 [11]
MW-47 [0.19 Jq]
MW-09 [5.6]
MW-76B [0.35]
MW-28 [6.4]
MW-60A [140]
EW-13 [450 Je]
MW-17 [9.2]
MW-53 [2.5]
IW-02 [1.0]
MW-55 [110]
MW-02 [160]
EW-16 [480 Je]
Former Burn Pit Area
IW-01 [<0.10]
MW-75B [<0.10]
MW-74C [<0.10]
MW-35 [<0.10]
MW-07 [0.57]
MW-59D [43]
EW-18 [520 Je]
P-05 [<0.10]
MW-26 [570 Je]
MW-72B [<0.10]
MW-36 [<0.10]
EW-15 [48]
MW-73B [<0.10]
MW-61B [570 Je]
OW-01 [<0.10]

ROCKET MOTOR PRODUCTION/AREA BURN PIT AREA

NORTHERN POTRERO CREEK AREA
MASSACRE CANYON ENTRANCE AREA

Bedsprings Creek

Area F
LPC Test Services Area
OW-08 [<0.10]

Potrero Creek

P-06D [8.2]
P-06S [1.3]
MW-14 [1.8]
MW-18 [3.7]
MW-15 [5.9]
Area E
Radioactive Waste Disposal Site

Large Motor Washout Area
MW-83 [2.4]
MW-82 [3.2]
F33-TW2 [4.0]
F33-TW3 [3.0]
F33-TW6 [3.4]
MW-70 [2.5]
Area G
Helicopter Weapons Test Area
MW-77B [<0.10]

Area D
LPC Ballistics Test Range

MW-67
[ND]
Located Approximately
1 Mile Downstream

MW-100
[0.17]
Located Approximately
2.6 Miles Downstream

0 500 1,000 Feet

Adapted from: March 2007 aerial photograph.

Faults from structural analysis of Potrero Valley, *Lineament and Geologic Mapping Study, Tetra Tech, 2009.*

LEGEND

- MW-22 [340] — Well ID, 1,4-Dioxane Concentration
- 1,4-Dioxane Concentration Contour (µg/L) - Dashed where inferred
- DWNL Contour (1.0 µg/L) - Dashed where inferred
- Bedrock/Alluvium Surface Contact, Dashed where inferred
- Fault, Accurately Located Showing Dip
- Fault, Approximately Located
- Source Areas
- Historical Operational Area Boundary
- Beaumont Site 1 Property Boundary

Notes:

DWNL - Drinking water notification level.
Concentrations shown are in microgram per liter (µg/L)

Highest concentration shown is contoured for clustered or nested well locations.

Beaumont Site 1 property boundary is approximate.

Contour data compiled from Second Quarter and Fourth Quarter 2010 sampling events.

Beaumont Site 1

Figure 3-13

1,4-Dioxane Isoconcentration Map (µg/L) for Alluvium and Shallow Mount Eden Formation

TETRA TECH

X:\GIS\Lockheed S1 Q3Q410\COPC Exents.mxd

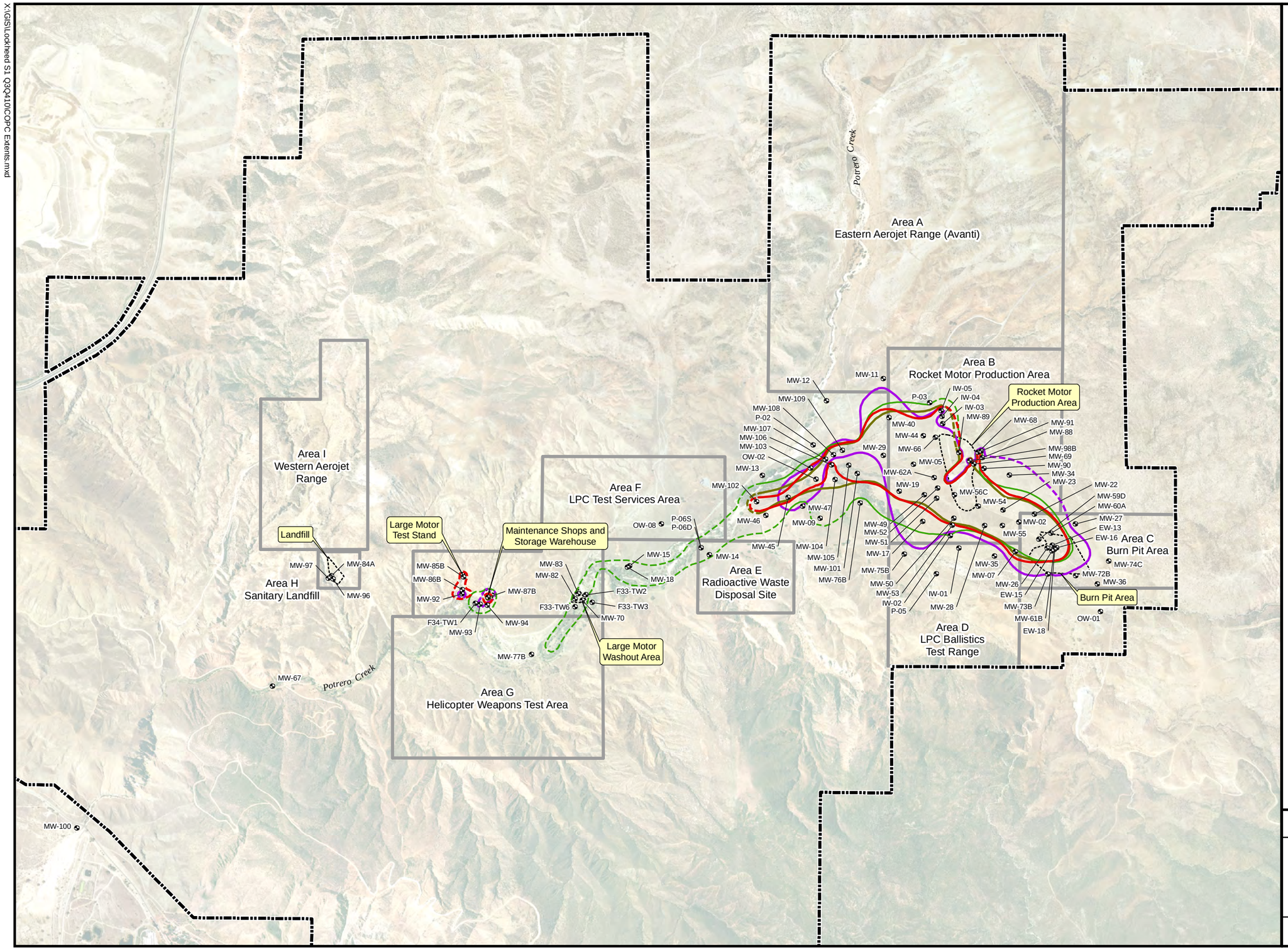

0 1,000 2,000 Feet

Adapted from: March 2007 aerial photograph.

Faults from structural analysis of Potrero Valley, *Lineament and Geologic Mapping Study, Tetra Tech, 2009.*

LEGEND

- Well Location
- Perchlorate (6.0 µg/L) - Dashed where inferred
- 1,4-Dioxane (1.0 µg/L) - Dashed where inferred
- Tricloroethene (5.0 µg/L) - Dashed where inferred
- 1,1-DCE (6.0 µg/L) - Dashed where inferred
- Beaumont Site 1 Property Boundary
- Historical Operational Area Boundary

Notes: Beaumont Site 1 property boundary is approximate.

Contour data compiled from Second Quarter and Fourth Quarter 2010 sampling events.

Beaumont Site 1

Figure 3-14

Primary COPC Extents for Alluvium and Shallow Mount Eden Formation

TETRA TECH

3.6.1 Guard Wells

Guard wells are wells that are used as an early warning to protect private and municipal wells by detecting any upgradient contaminants. Guard wells are also used to monitor any migration of contaminants offsite.

Four monitoring wells, MW-15, MW-18, MW-67, and MW-100, were designated as guard wells during the semiannual event conducted during the second quarter of the year. Wells MW-15 and MW-18 are a clustered well pair. Well MW-18 is completed near the top of the alluvial aquifer and MW-15 is completed near the bottom of the alluvial aquifer. Well MW-67 is the furthest downgradient site well and is located approximately 0.9 miles upgradient of the southern edge of the Site. MW-100 is located offsite approximately 500 feet from the southern property boundary just south of Gilman Springs Road near the mouth of Potrero Creek. Table 3-11 presents a summary of the detected COPCs reported in guard well samples collected during Fourth Quarter 2010, and previous monitoring events. In general, the COPC concentrations during this reporting period have remained stable in the guard wells.

Table 3-11 Summary of Detected COPCs in Guard Wells

Sample Location	Site Area	Sample Date	1,4-Dioxane	1,1-Dichloro-ethane	1,1-Dichloro-ethene	cis-1,2-Dichloro-ethene	Trichloro-ethene	Perchlorate
All results reported in µg/L unless otherwise stated								
MW-15	MCEA	06/08/09	**6.4**	0.47 Jq	2.6	<0.49	1.3	<0.071
		11/16/09	**7.7**	0.35 Jq	2.3	0.29 Jq	1.5	<0.071
		06/14/10	**6.6**	0.43 Jq	2.7	0.33 Jq	1.2	<0.071
		01/06/11	**5.9**	0.34 Jq	2.0	0.30 Jq	1.2	<0.071
MW-18	MCEA	06/10/09	**6.5**	<0.37	1.5 Jd	<0.49	1.2	2.1
		11/16/09	**5.4**	0.24 Jq	1.6	<0.18	1.5	2.5
		05/05/10	**5.2**	0.18 Jq	1.2	<0.18	1.0	2.5
		01/06/11	**3.7**	0.15 Jq	1.0	<0.18	0.97	1.2
MW-67	MCEA	06/10/09	**1.2 Jcq**	<0.37	<0.40 Rd	<0.49	<0.30	<0.071
		11/16/09	0.89	<0.098	<0.12	<0.18	<0.17	<0.071
		05/07/10	**1.2**	<0.098	<0.12	<0.18	<0.17	<0.071
		01/07/11	<0.10	<0.098	0.15 Jq	<0.18	<0.25	0.55
MW-100	DG	11/16/09	0.060 Jq	<0.098	<0.12	<0.18	<0.17	<0.071
		03/29/10	<0.10	<0.098	<0.12	<0.18	<0.17	<0.071
		06/02/10	0.13 Jeq	<0.098	<0.12	<0.18	<0.17	0.072 Jq
		01/04/11	0.17 Jq	<0.098	<0.12	<0.18	<0.26	<0.071
MCL/DWNL (µg/L)			1 (1)	5	6	6	5	6

Notes: Only analytes positively detected are presented in this table. For a complete list, refer to the laboratory data package.

MCEA - Massacre Canyon Entrance Area.

DG - Downgradient

MCL - California Department of Public Health Maximum Contaminant Level

DWNL - California Department of Public Health drinking water notification level.

(1) DWNL

µg/L - micrograms per liter.

Bold - MCL or DWNL exceeded.

<# - Analyte not detected, method detection limit concentration is shown.

J - The analyte was positively identified, but the analyte concentration is an estimated value.

R - The sample result is rejected and not usable for any purpose. The presence or absence of the analyte cannot be verified.

c - The Matrix Spike (MS) and/or Matrix Spike Duplicate (MSD) recoveries were outside control limits.

d - The Laboratory Control Sample (LCS) recovery was outside control limits.

e - A holding time violation occurred.

q - The analyte detection was below the Practical Quantitation Limit (PQL).

3.6.2 Increasing Trend Wells

During the Second Quarter 2010 statistical trend analyses, (Tetra Tech, 2010b), 24 monitoring wells and one surface water location were designated as having increasing or probably increasing trends. Based on the magnitude of the trend and the wells' location, eight of these wells were included in the Fourth Quarter 2010 semiannual sampling event. The portion of the site where these wells are located, the location identification, and the COPC that has the increasing trend are listed below:

Three wells located in the BPA:

- MW-07: TCE;
- MW-60A: perchlorate, TCE, 1,1-DCE, and 1,4-dioxane; and
- MW-60B: 1,4-dioxane.

Four wells located in the RMPA:

- IW-04: TCE and 1,1-DCE;
- MW-68: perchlorate and 1,4-dioxane;
- MW-90: TCE; and
- MW-98B: TCE and 1,1-DCE.

One well located in the NPCA:

- MW-76A: 1,4-dioxane.

Table 3-12 presents a summary of the detected COPCs reported in increasing trend well samples collected during Fourth Quarter 2010, and previous monitoring events. In general, the COPC concentrations in the increasing trend wells are consistent with previous results.

Table 3-12 Summary of Detected COPCs in Increasing Trend Wells

Sample Location	Site Area	Sample Date	1,4-Dioxane	1,1-Dichloroethene	Trichloroethene	Perchlorate
All results reported in µg/L unless otherwise stated						
IW-04	RMPA	06/06/08	**19**	**15**	**20**	<0.5
		06/09/09	**23**	**19**	**15**	<0.36
		06/14/10	**20**	**23**	**19**	0.11
		01/17/11	**23**	**25**	**18**	<0.071
MW-07	BPA	06/06/08	<0.57	**15**	**48**	**171**
		06/22/09	0.69	**21**	**51**	**220**
		06/15/10	0.89	**35 Jf**	**89 Jf**	**210**
		01/05/11	0.57	**14**	**42**	**170**
MW-60A	BPA	06/10/08	**110**	**420**	**280**	**5,360**
		06/09/09	**140**	**570**	**310**	**5,300**
		06/08/10	**150**	**550**	**360**	**5,400 Jd**
		01/06/11	**140**	**430**	**290**	**4,700**
MW-60B	BPA	06/09/08	**3.7 Jf**	**32**	**5.3**	**1,220**
		06/09/09	**6.6**	**46**	**10**	**1,200**
		06/08/10	**10**	**52**	**14**	**1,100 Jd**
		01/06/11	**11**	**43**	**14**	**1,100**
MW-68	RMPA	06/04/08	**3.4**	1.3 Jq	<1	**3,980**
		06/22/09	**9.8**	3.3	<0.17	**3,600**
		06/17/10	**18**	5.8	3.7	**9,600**
		01/19/11	**21**	5.7	**9.2**	**14,000**
MW-76A	NPCA	06/02/08	**2.3**	<1	<1	<0.5
		08/20/08	**2.1**	<0.2	<0.2	<0.5
		06/03/10	**2.9**	<0.12	<0.17	<0.071
		01/06/11	**3.2**	<0.12	<0.25	<0.071
MW-90	RMPA	06/09/09	<0.40	2.2	2.2	**190**
		11/12/09	0.30	2.0	2.4	**200**
		06/09/10	0.24	2.4	2.8	**220 Jd**
		01/05/11	0.21	1.7	2.2	**200**
MW-98B	RMPA	06/03/09	**12**	**8.3**	**18**	**1,500**
		11/11/09	**10**	**13**	**28**	**1,600**
		06/07/10	**11**	**21**	**35**	**1,400 Jd**
		01/05/11	**13**	**23**	**39**	**1,400**
MCL/DWNL (µg/L)			1 (1)	6	5	6

Notes:
MCL - California Department of Public Health Maximum Contaminant Level
DWNL - California Department of Public Health drinking water notification level.
(1) DWNL
µg/L - micrograms per liter.
Bold - MCL or DWNL exceeded.
BPA - Burn Pit Area.
NPCA - Northern Potrero Creek Area.
RMPA - Rocket Motor Production Area.
<# - Analyte not detected, method detection limit concentration is shown.
J - The analyte was positively identified, but the analyte concentration is an estimated value.
d - The Laboratory Control Sample (LCS) recovery was outside control limits.
f - The duplicate Relative Percent Difference was outside the control limit.
q - The analyte detection was below the Practical Quantitation Limit (PQL).

3.6.3 New Wells

New monitoring wells MW-103 through MW-109 were installed and sampled as part of the Site 1 Plant Uptake Study (Tetra Tech, 2010c). The wells were installed in the vicinity of the confluence of Bedsprings and Potrero Creeks where the previously mapped perchlorate and 1,4-dioxane plumes migrate through the riparian area (Figure 3-15). The objective of this phase of the study was to determine the relationship of perchlorate and 1,4-dioxane found in shallow groundwater samples and in plant tissue collected from phreatophytes (riparian trees and deep-rooted shrubs). A complete description of the work performed will be presented in the Site 1 Plant Uptake Study currently in preparation. COPC sample results from the initial groundwater sampling event for MW-103 through MW-109 can be found in Table 3-13.

Table 3-13 Summary of Detected COPCs in New Wells

Sample Location	Sample Date	Per-chlorate	1,4-Dioxane	1,1-Dichloro-ethane	1,2-Dichloro-ethane	1,1-Dichloro-ethene	cis-1,2-Dichloro-ethene	Trichloro-ethene	Vinyl Chloride
All results reported in µg/L unless otherwise stated									
MW-103	12/14/10	5.6	**17**	0.69	<0.21	2.8	2.7	**7.5**	<0.13
MW-104	12/14/10	<0.071	**31**	**5.2**	<0.21	**60**	4.3	1.9	**15**
MW-105	12/13/10	<0.071	**32**	**5.9**	0.76	**130**	4.1	**81**	**2.4**
MW-106	12/13/10	<0.071	**27**	2.7	0.30 Jq	**24**	**10**	2.0	0.22 Jq
MW-107	12/14/10	**14**	**12**	0.90	<0.21	**11**	2.8	**9.6**	<0.13
MW-108	12/13/10	**75**	**30**	4.7	0.83	**100**	0.68	**64**	**0.65**
MW-109	12/13/10	**440**	**27**	2.7	0.58	**66**	2.8	**64**	0.34 Jq
MCL/DWNL (µg/L)		6	1 (1)	5	5	6	6	5	0.5

Notes: Only analytes positively detected are presented in this table. For a complete list, refer to the laboratory data package.
msl - mean sea level
MCL - California Department of Public Health Maximum Contaminant Level
DWNL - California Department of Public Health drinking water notification level.
(1) DWNL
µg/L - micrograms per liter
Bold - MCL or DWNL exceeded.
<# - Analyte not detected, method detection limit concentration is shown.
J - The analyte was positively identified, but the analyte concentration is an estimated value.
q - The analyte detection was below the Practical Quantitation Limit (PQL).

X:\GIS\Lockheed S1 Q3Q4\10\SurfWater_Q410 COPC.mxd

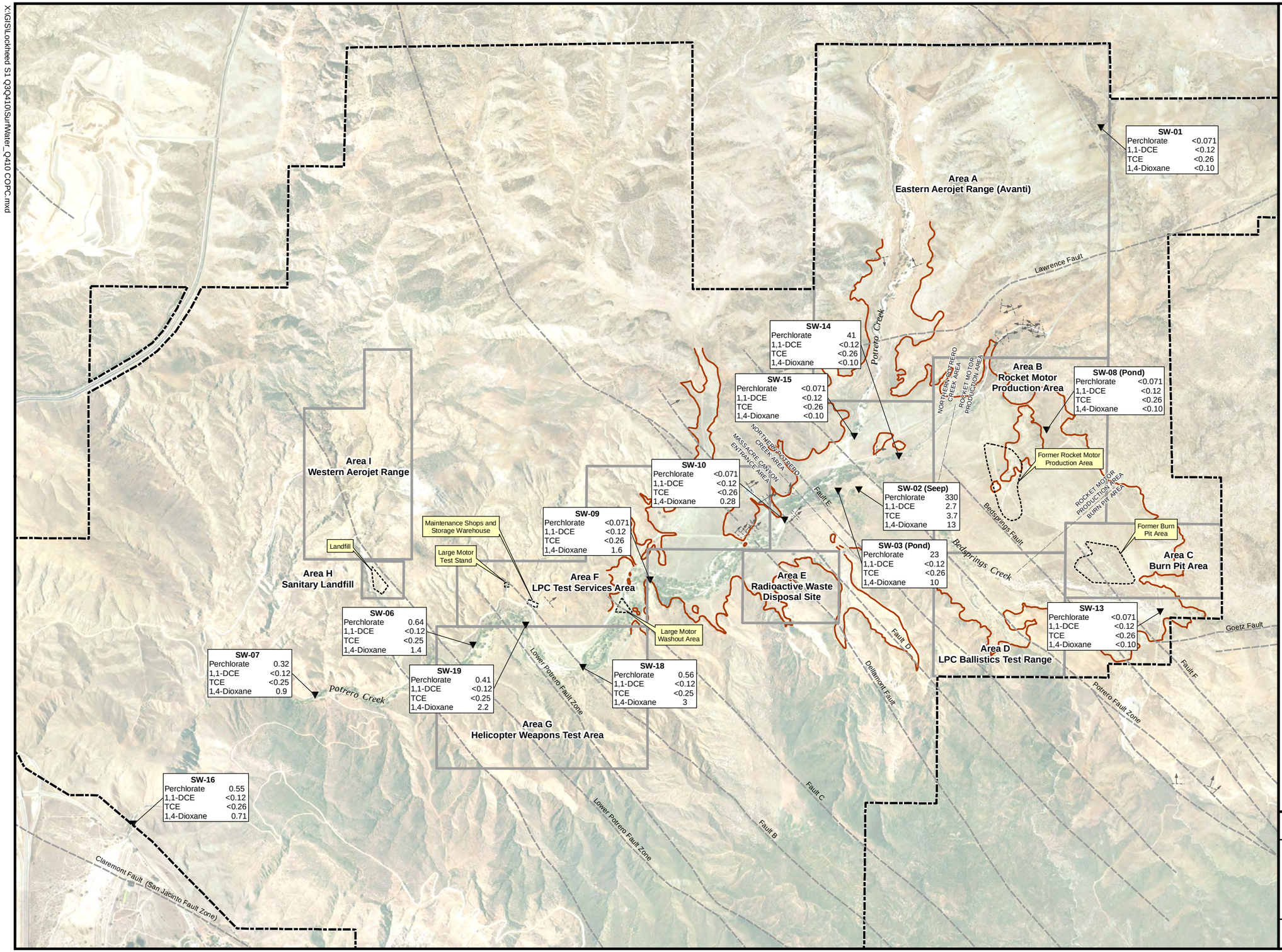

0 1,000 2,000 Feet

Adapted from: March 2007 aerial photograph.

Faults from structural analysis of Potrero Valley, *Lineament and Geologic Mapping Study, Tetra Tech, 2009.*

LEGEND

- Surface Water Sample Location
- Fault, Accurately Located Showing Dip
- Fault, Approximately Located
- Bedrock/Alluvium Surface Contact Dashed where inferred
- Source_Areas
- Historical Operational Area Boundary
- Beaumont Site 1 Property Boundary

Notes:

DCE - Dichloroethene.

TCE - Trichloroethene

Beaumont Site 1 property boundary is approximate.

Beaumont Site 1

Figure 3-16
Surface Water Primary COPC Sampling Results (µg/L)
Fourth Quarter 2010

TETRA TECH

3.6.4 Surface Water

Surface water samples were collected in Fourth Quarter 2010 during the routine groundwater sampling event. Table 3-14 presents concentrations of COPCs reported in surface water samples collected from this sampling event.

During Fourth Quarter 2010 surface water samples were collected from 14 locations along the Potrero and Bedsprings Creek drainages. The remaining three locations were dry at the time of sampling. Because surface water location SW-16 was sampled, the alternate location, SW-17, was not sampled. No primary or secondary COPCs were detected in surface water locations SW-01 (a pond near the main gate), SW-08 (a pond north of the building 315), SW-13 (in Bedsprings Creek near the eastern property boundary), or SW-15 (in Potrero Creek north of its intersection with Bedsprings Creek).

The four primary COPCs (1,4-dioxane, 1,1-DCE, TCE, and perchlorate) and no secondary COPCs were detected in surface water samples collected from locations SW-02 and SW-03. These samples were collected from springs and or spring-fed ponds located outside of the stream beds but near the intersection of Bedsprings and Potrero Creeks.

Two of the primary COPCs (1,4-dioxane and perchlorate) and no secondary COPCs were detected in the surface water samples collected from locations SW-06, SW-07, SW-09, SW-10, SW-16, SW-18, and SW-19. These samples were collected from water flowing in Potrero Creek and are located topographically downgradient of the springs discussed in the previous paragraph. Figure 3-16 presents concentrations of COPCs reported in surface water samples collected from the Fourth Quarter 2010 monitoring event.

Due to heavy precipitation during Fourth Quarter, surface water samples were collected for the first time from location SW-14. SW-14 is located in an unnamed drainage east of the intersection of Potrero and Bedsprings Creek at the entrance to the riparian corridor downgradient from the RMPA. Perchlorate was detected at a concentration of 41 µg/L at this location, which is the highest perchlorate concentration detected to date in surface water samples collected from within the stream channels. However, the concentration detected in the stream channel at SW-14 is consistent with perchlorate concentrations detected in nearby shallow monitoring wells (MW-108 and MW-109) which range from 47 to 430 µg/L. Perchlorate was not detected above the MDL at sample location SW-10, located 2,500 feet southwest of SW-14, which is the next closest stream

sample location downstream from SW-14. The reduction in perchlorate between SW-14 and SW-10 is most likely a result of the phytoremediation and biodegradation of perchlorate through the riparian area. Concentrations of perchlorate in groundwater have shown a decrease of 1-2 orders of magnitude across this area. A contaminant attenuation study is being conducted to better understand the natural processes active at the Site that are reducing contaminant concentrations including perchlorate especially in the riparian area.

Table 3-14 Summary of Detected COPCs in Surface Water

Sample Location	Sample Date	1,4-Dioxane	1,1-Dichloroethene	Trichloroethene	Perchlorate
All results reported in µg/L unless otherwise stated					
SW-01	1/3/2011	<0.10	<0.12	<0.26	<0.071
SW-02	1/3/2011	**13**	2.7	3.7	**330**
SW-03	1/3/2011	**10**	<0.12	<0.26	**23**
SW-06	1/5/2011	**1.4**	<0.12	<0.25	0.64
SW-07	1/5/2011	0.90	<0.12	<0.25	0.32
SW-08	1/3/2011	<0.10	<0.12	<0.26	<0.071
SW-09	1/4/2011	**1.6**	<0.12	<0.26	<0.071
SW-10	1/3/2011	0.28	<0.12	<0.26	<0.071
SW-13	1/3/2011	<0.10	<0.12	<0.26	<0.071
SW-14	1/3/2011	<0.10	<0.12	<0.26	**41**
SW-15	1/3/2011	<0.10	<0.12	<0.26	<0.071
SW-16	1/3/2011	0.71	<0.12	<0.26	0.55
SW-18	1/5/2011	**3.0**	<0.12	<0.25	0.56
SW-19	1/5/2011	**2.2**	<0.12	<0.25	0.41
Method Detection Limit (µg/L)		0.10	0.20	0.20	0.071
MCL/DWNL (µg/L)		1 (1)	6	5	6

Notes: Only analytes positively detected are presented in this table.
For a complete list, refer to the laboratory data package.
µg/L - micrograms per liter.
MCL - California Department of Public Health Maximum Contaminant Level
DWNL - California Department of Public Health drinking water notification level.
(1) DWNL
Bold - MCL or DWNL exceeded.
<# - Analyte not detected; method detection limit concentration is shown.

X:\GIS\Lockheed S1 Q3Q4\10\SurfWater_Q410 COPC.mxd

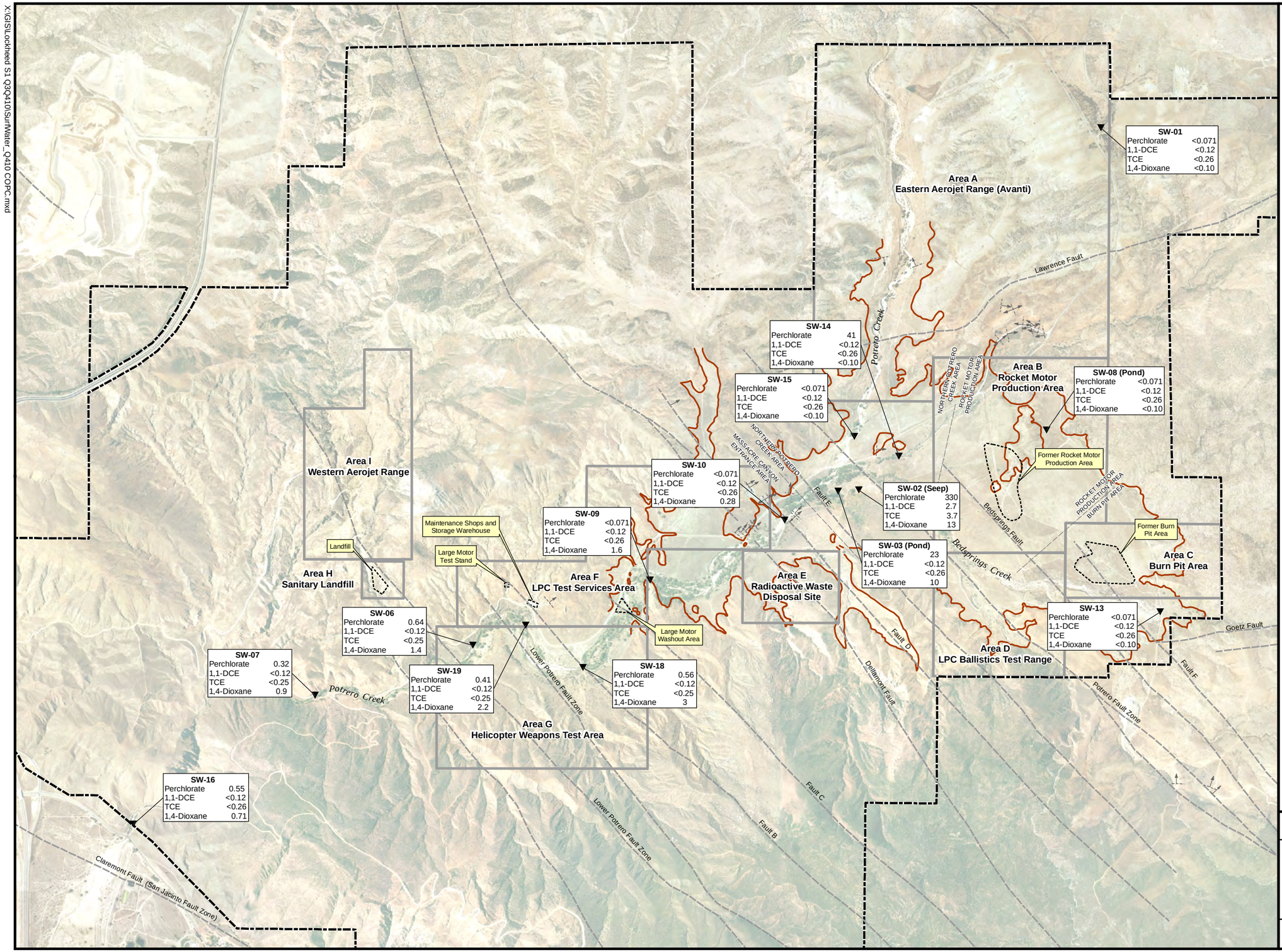

0 1,000 2,000 Feet

Adapted from: March 2007 aerial photograph.

Faults from structural analysis of Potrero Valley, *Lineament and Geologic Mapping Study, Tetra Tech, 2009.*

LEGEND

- Surface Water Sample Location
- Fault, Accurately Located Showing Dip
- Fault, Approximately Located
- Bedrock/Alluvium Surface Contact Dashed where inferred
- Source_Areas
- Historical Operational Area Boundary
- Beaumont Site 1 Property Boundary

Notes:

DCE - Dichloroethene.

TCE - Trichloroethene

Beaumont Site 1 property boundary is approximate.

Beaumont Site 1

Figure 3-16
Surface Water Primary COPC Sampling Results (µg/L)
Fourth Quarter 2010

TETRA TECH

3.7 F-33 CONTAMINANT ATTENUATION SAMPLING

Seven monitoring wells (F33-TW2, F33-TW3, F33-TW6, F33-TW7, MW-70, MW-82, and MW-83) located in the F-33 area were sampled for contaminant attenuation parameters during the Third and Fourth Quarter 2010 monitoring events. Samples for laboratory analysis were collected for total organic carbon (TOC), dissolved organic carbon (DOC), total iron, ferrous iron, sulfide, sulfate, methane, hydrogen, and volatile fatty acids (VFAs). DO and ORP were monitored with field instruments during purging and sampling, and ferrous iron and sulfide were analyzed using a field instrument prior to sample collection during these sampling events. Figure 3-17 presents monitoring well locations sampled for contaminant attenuation during the Third Quarter 2010 and Fourth Quarter 2010 monitoring events. Table 3-15 presents a summary of detected analytes and field measurements.

As part of the contaminant attenuation focused data collection, five F-33 wells and 20 additional wells were sampled for alkalinity, chlorate, chloride, DOC, hydrogen, ferrous iron, total iron, dissolved manganese methane, ethane, ethene, nitrate, nitrite, sulfate, sulfide, and VFAs during the Fourth Quarter 2010 sampling event. Additionally, quantitative polymerase chain reaction assay (qPCR) sampling for perchlorate reductase and Dehalococcoides spp was conducted in seven of the study wells that had indications of perchlorate and/or solvent biodegradation. Interpretation of the data will be presented in the Site 1 Contaminant Attenuation Summary Report currently in preparation. The focused study data will be used to help determine which areas of the site may be conducive to natural biodegradation of perchlorate, chlorinated solvents, and 1,4-dioxane, and will help further refine the CSM.

Perchlorate

Historically, perchlorate concentrations have been at or below detection limits in all monitoring wells within the F-33 area except for MW-70 where concentrations appear to increase seasonally with increased rainfall and higher groundwater levels (Figure 3-18). During Fourth Quarter 2010 perchlorate was detected in F33-TW3 and MW-83 at 0.34 µg/L and 1.5 µg/L respectively. During Third Quarter 2010 and Fourth Quarter 2010 perchlorate concentrations in MW-70 were 2.2 µg/L and 3.1 µg/L respectively. In MW-70, perchlorate concentrations have ranged from below the MDL to 48.5 µg/L (First Quarter 2008).

X:\GIS\Lockheed 31 Q3Q4'10\MNA Sample.mxd

Area I
Western Aerojet Range

Area A
Eastern Aerojet Range (Avanti)

Area H
Sanitary Landfill

Landfill

Large Motor Test Stand

Area F
LPC Test Services Area

Large Motor
Washout Area

Maintenance Shops and
Storage Warehouse

Conservation Easement
Boundary

NORTHERN POTRERO CREEK AREA

MASSACRE CANYON ENTRANCE AREA

Bedsprings Creek

Fault E

Area E
Radioactive Waste Disposal Site

Fault D

F33-TW2

MW-83

MW-70

MW-82

F33-TW3

F33-TW6

F33-TW7

Fault B

Lower Potrero Fault Zone

Lower Potrero Fault Zone

Potrero Creek

Fault A

Area G
Helicopter Weapons Test Area

Fault C

Delamonte Fault

N

0 500 1,000
Feet

Adapted from: March 2007 aerial photograph.

Faults from structural analysis of Potrero Valley, *Lineament and Geologic Mapping Study, Tetra Tech, 2009.*

LEGEND

- Sample Locations
  Third and Fourth Quarter 2010
- Bedrock/Alluvium Surface Contact
  Dashed where inferred
- Fault, Accurately Located Showing Dip
- Fault, Approximately Located
- Source Areas
- Conservation Easement Boundary
- Historical Operational Area Boundary
- Beaumont Site 1 Property Boundary

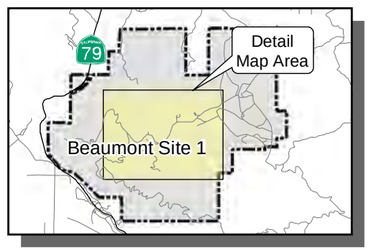

Beaumont Site 1

Figure 3-17
MNA Sample Locations
Third Quarter 2010 and
Fourth Quarter 2010

TETRA TECH

The high concentrations of perchlorate in the Feature F-33 vadose zone soil and the fact that perchlorate was below the detection limit in all other area wells support the conclusion that geochemical conditions in groundwater are generally conducive to natural biodegradation. The concentration of perchlorate in soil samples collected in the vicinity of the surrounding and downgradient wells is much lower than the perchlorate concentrations in soil samples collected adjacent to MW-70. Therefore, even though geochemical conditions appear to support natural attenuation in the entire vicinity, seasonal increases in surface water infiltration and groundwater elevation result in an increase in perchlorate concentrations in groundwater in the vicinity of MW-70. Perchlorate movement from soil into groundwater appears to be limited or halted completely by biodegradation, as perchlorate is not observed in the surrounding and downgradient wells.

Nitrate

Nitrate was not detected above the MDL during the Third Quarter 2010 monitoring event. Nitrate was detected during the Fourth Quarter 2010 monitoring event at concentrations at or near the MDL. Nitrate is often considered the most critical electron acceptor competitor to perchlorate. Its absence in the aquifer permits native groundwater microorganisms to utilize perchlorate as an electron acceptor in the respiratory process. The absence of nitrate is also significant because it means that natural organic carbon that exists in the aquifer does not get consumed for denitrification.

DO and ORP

DO measurements are used to assess whether the aquifer is aerobic or anaerobic. In F-33 monitoring wells the DO concentrations have generally been less than 1.0 mg/L, which is considered to be anaerobic and provides an environment that could sustain natural perchlorate biodegradation. However, following periods of precipitation, DO levels greater than 1.0 mg/L have been recorded. This increase in DO measurements corresponds with elevated perchlorate detections.

ORP values in the F-33 monitoring wells are generally measured below 50 mV. These results are indicative of anaerobic conditions. Therefore, the DO and the ORP values are in tandem, suggesting a redox environment that encourages natural perchlorate biodegradation.

Table 3-15 Summary of Validated Detected Contaminant Attenuation Analytes and Field Measurements - Third Quarter 2010 and Fourth Quarter 2010

Sample Location	Sample Date	DO - mg/L	ORP - mVs	Sulfide -mg/L (1)	Ferrous Iron - mg/L (1)	Per chlorate - ug/L	Acetic Acid - mg/L	Propionic Acid - mg/L	Dissolved Organic Carbon -mg/L	Total Organic Carbon -mg/L	Hydrogen -nM	Methane - ug/L	Nitrate (as N) - mg/L	Sulfate -mg/L	Iron -mg/L	qPCR DHC - cells/ml
EW-13	01/12/11	0.80	82.0	0.05	0.00	0.92	0.056 BJkq	<0.007	1.3 Bk	NA	5.50	23.00	<0.11	2.6	**1.1**	8.60
EW-15	01/11/11	0.50	-17.3	0.02	1.17	**4,300**	0.120 Bk	0.080	13	NA	2.00	10.00	1.2	5.8	**2.3**	NA
EW-16	01/20/11	0.61	80.2	0.04	0.07	**17,000**	0.071 Bk	0.074 Bk	3.0 Bk	NA	11.00	4.40	1.7	7.7	**4.5**	NA
EW-18	01/19/11	1.03	31.1	0.03	0.04	**53,000**	0.041 BJkq	<0.007	<0.36	NA	4.00	4.50 Bk	5.1 Jd	12	**4**	NA
F33-TW2	09/14/10	0.27	-52.4	0.02	1.10	<0.071	0.075	0.038 Jq	2.2	1.9	3.2	110	<0.11	58	**1.2**	NA
F33-TW2	01/07/11	0.27	-104.0	0.00	0.79	<0.071	0.045 Jq	<0.007	2.5	2.4	9.60	130.00	<0.11	60	**1.8**	NA
F33-TW3	09/14/10	0.26	-75.4	0.00	0.63	<0.071	0.074	<0.007	1.6	1.4	6.1	110	<0.11	45	**0.78**	NA
F33-TW3	01/13/11	3.94	-0.4	0.00	0.02	0.34	0.085	<0.007	3.9	2.8	5.60	8.50	0.11 Jeq	69	0.15	NA
F33-TW6	09/14/10	0.23	-50.1	0.00	0.43	<0.071	0.076	<0.007	1.9	1.8	8.00	1.4	<0.11	48	0.24	NA
F33-TW6	01/07/11	0.27	-64.7	0.00	0.11	<0.071	<0.006	<0.007	1.8	1.7	9.30	2.50	<0.11	46	0.1	NA
F33-TW7	09/14/10	0.29	-123.1	0.08	1.92	<0.071	0.065 Jq	<0.007	3.3	2.6	6.00	170	<0.11	72	**2.2**	NA
F33-TW7	01/07/11	0.31	-132.6	0.02	1.44	<0.071	0.058 Jq	<0.007	3.8	3.9	8.40	130.00	<0.11	56	**1.9**	NA
IW-01	01/18/11	0.07	-210.5	0.51	0.78	0.081 Jq	0.048 BJkq	<0.007	1.0 Bk	NA	13.00	24.00	<0.11	2.4 Bk	**85**	NA
IW-02	01/18/11	0.27	-163.2	0.05	1.67	1.1	0.054 BJkq	<0.007	3.7 Bk	NA	4.20	1,600.00	<0.11	1.9 Bk	**19**	NA
IW-03	01/17/11	0.28	-206.4	0.13	3.19	1.7	0.033 BJkq	<0.007	2.4	NA	3.20	91.00	<0.11	1.2	**19**	NA
IW-04	01/17/11	0.26	-143.6	0.00	3.30	<0.071	0.057 Jq	0.075	0.85	NA	20.00	4,200.00	<0.11	0.60	**15**	<0.500
IW-05	01/19/11	0.30	-194.1	0.10	1.86	**100**	0.031 BJkq	<0.007	0.80 Bk	NA	2.80	8.50	0.53 Jd	4.9 Bk	**11**	NA
MW-19	01/11/11	0.38	36.5	0.00	0.06	**140**	0.059 Jq	<0.007	0.94	NA	11.00	0.23 Ba	<0.11	7.9	0.035	0.400 J
MW-44	01/19/11	0.54	204.5	0.00	0.04	**990**	0.056 BJkq	<0.007	0.40 BJkq	NA	5.30	0.10 Bak	**12 Jd**	16	0.18 Bk	NA
MW-49	01/10/11	5.36	90.0	0.00	0.03	**370**	0.120 Jf	0.089	0.88	NA	13.00	0.04 BJaq	4.3	5.9	<0.0023	NA
MW-50	01/18/11	7.14	134.6	0.02	0.00	**450**	<0.006	<0.007	0.63 BJkq	NA	5.30	0.09 BJkq	4.1	6.3	0.27	NA
MW-51	01/18/11	3.56	94.6	0.01	0.04	**620**	0.059 BJkq	<0.007	2.3 Bk	NA	3.00	7.20	5.6	7.0	**0.34**	NA
MW-52	01/18/11	3.98	147.9	0.00	0.01	**720**	0.074 Bk	<0.007	0.92 Bk	NA	11.00	0.09 BJkq	8.1	8.1	0.27	NA
MW-61B	01/10/11	4.15	84.4	0.01	0.06	**93,000**	0.079	0.110	10	NA	11.00	0.23 Ba	**21**	21	<0.0023	NA
MW-61C	01/12/11	1.43	-39.4	0.02	0.00	**3,000**	0.140	<0.007	1.0	NA	11.00	0.41 Ba	0.34	7.6	0.0034 BJaq	NA
MW-70	09/13/10	1.50	-94.8	0.00	0.00	2.2	0.071	0.042 Jq	3.0	1.9	3	0.08 Jq	<0.11	81	<0.012	NA
MW-70	01/13/11	2.77	30.5	0.00	0.07	3.1	0.160	<0.007	4.4	3.1	7.20	0.12 Ba	<0.11	74	0.0063 Bjaq	NA
MW-82	09/15/10	1.08	-55.2	0.02	0.04	<0.071	<0.006	<0.007	2.0	1.7	3.40	0.13 Ba	<0.11	53	<0.012	NA
MW-82	01/10/11	0.32	11.1	0.00	0.01	<0.071	0.062 Jq	<0.007	1.8	2.0	5.40	0.38 Ba	0.14 Jq	48	0.0027 Jq	NA
MW-83	09/15/10	0.94	-71.6	0.00	0.02	<0.071	0.061 BJaq	<0.007	1.8	1.7	4.90	0.19 Ba	<0.11	51	0.021	NA
MW-83	01/10/11	1.95	-7.1	0.00	0.03	1.5	0.050 Jq	<0.007	3.4	2.8	1.20	0.04 BJaq	0.11 Jq	61	0.0025 Jq	NA
MW-101	01/11/11	0.86	-6.9	0.01	0.35	<0.071	<0.006	<0.007	0.98	NA	1.30	0.18 Ba	<0.11	30	**0.51**	0.500 J
MW-102	01/17/11	0.40	-125.4	0.00	0.00	<0.071	0.089	<0.007	0.91	NA	1.90	83.00	<0.11	16	0.13	0.600
MDL		-	-	-	-	0.071	0.06	0.07	0.36	0.36	0.6	0.01	0.05	0.37	0.0023	
MCL/DWNL		-	-	-	0.3	6	-	-	-	-	-	-	10	250	0.3	

Notes: Only analytes positively detected are presented in this table. For a complete list, refer to the laboratory data package.

(1) - Sulfide and ferrous iron sample analysis was performed in the field using a Hach DR 850 colorimeter.

MCL - California Department of Public Health Maximum Contaminant Level

DWNL - California Department of Public Health drinking water notification level.

<# - Analyte not detected, method detection limit concentration is shown.

B - The result is < 5 times the blank contamination. Cross contamination is suspected and the data is considered unusable.

J - The analyte was positively identified, but the analyte concentration is an estimated value.

a - The analyte was found in the method blank.

q - The analyte detection was below the Practical Quantitation Limit (PQL).

DHC - Dehalococcoides spp

MDL - Method detection limit

mg/L - milligrams per liter

µg/L - micrograms per liter.

nM - nanomoles

Bold - MCL or DWNL exceeded

"-" - Not available.

NA - not analyzed

Figure 3-18 Water Level Elevation and Perchlorate Concentrations with Precipitation Overlay

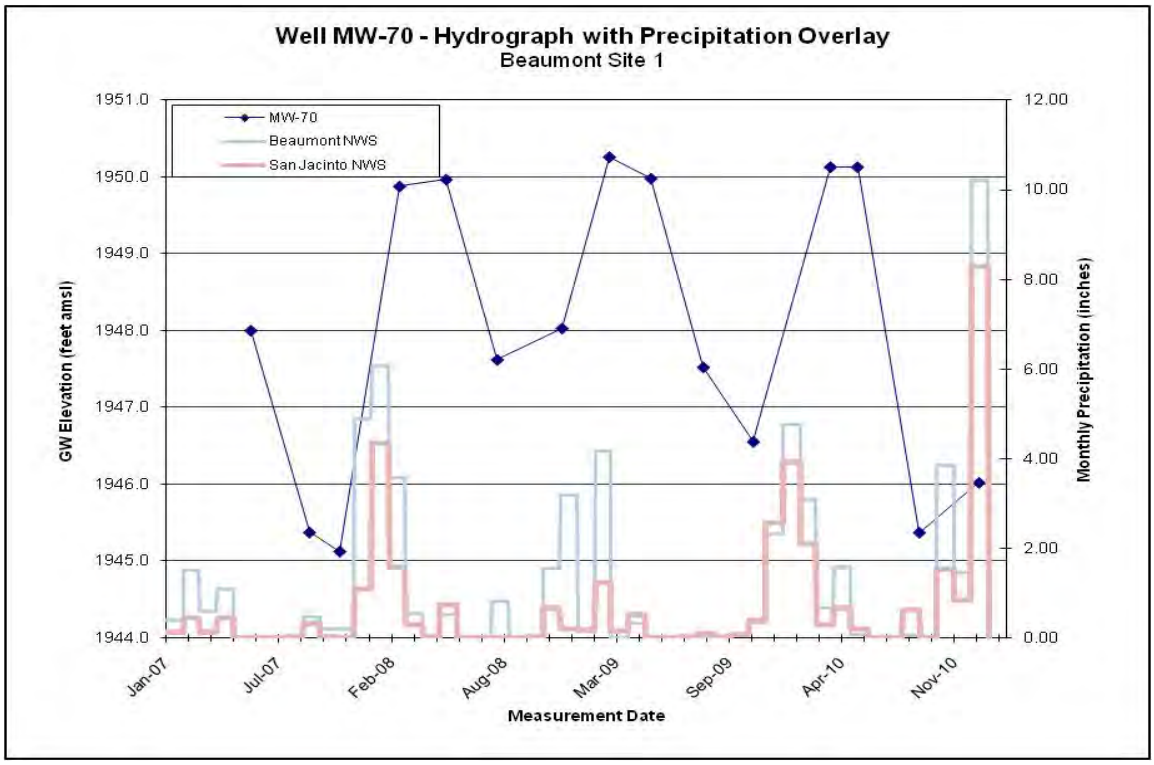

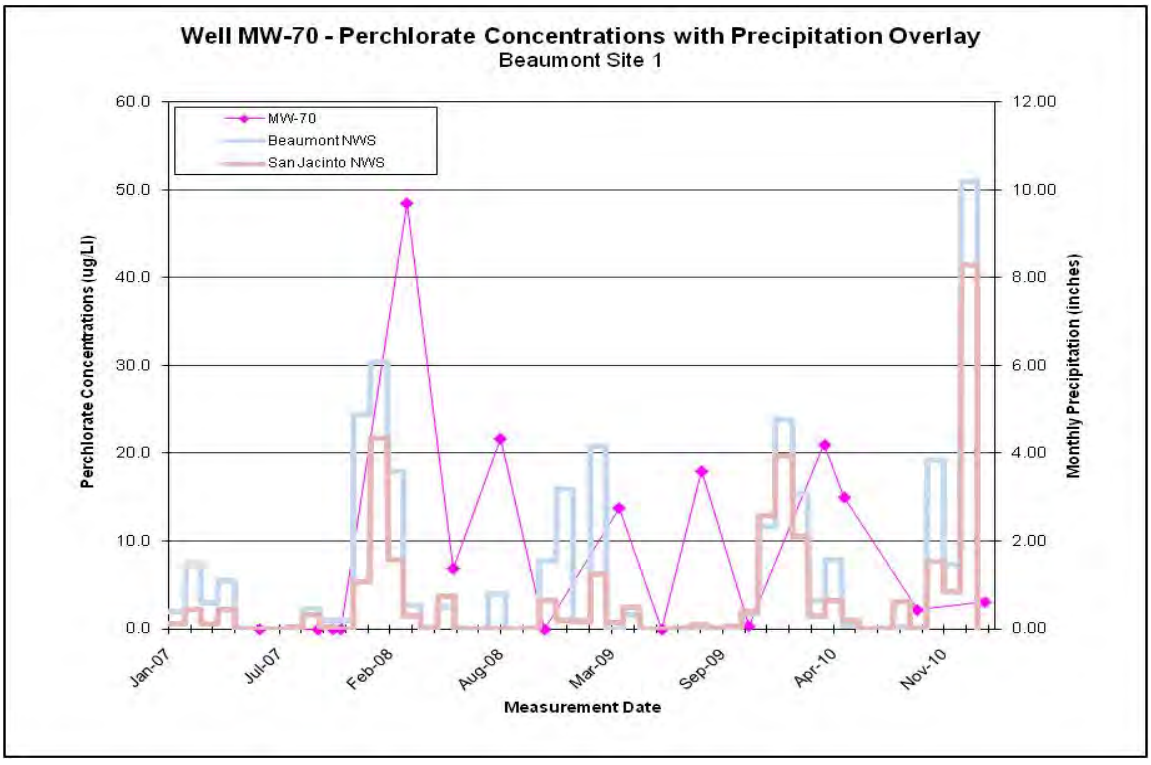

NWS – National Weather Service

Total Iron and Ferrous Iron

Both forms of iron were measured during Third Quarter 2010 and Fourth Quarter 2010. Generally, total iron and ferrous iron are either not detected or detected at very low levels in the groundwater samples collected from monitoring wells MW-70, MW-82, and MW-83. Therefore, it appears that there is almost no oxidized or reduced iron in the aquifer in this area. Oxidized iron could have consumed natural organic carbon in the process of biological iron reduction. In the vicinity of F-33 this does not appear to be the case, leaving the available organic carbon for direct consumption by native perchlorate reducing microorganisms. Total iron and ferrous iron are detected in temporary wells F33-TW2, F33-TW3, F33-TW6, and F33-TW7 located in Potrero Creek below F33.

Sulfate and Sulfide

During Third Quarter 2010 and Fourth Quarter 2010 sulfate was detected at concentrations up to 81 mg/L in F-33 monitoring wells, and sulfide was generally absent or detected at very low concentrations. Very little biological sulfate reduction appears to be occurring in the vicinity of F-33, primarily because redox conditions do not strongly support such an occurrence. In general, sulfate is not a major competitor for perchlorate as an electron acceptor, in comparison with nitrate. However, it is important to note that sulfate does exist at high enough concentrations where it could consume natural organic carbon that would otherwise be used for perchlorate biodegradation.

Methane

Methane concentrations ranged from below the MDL to a high of 170 µg/L in F33-TW7 located below F-33 in Potrero Creek. Methanogenesis generally occurs when the aquifer becomes strongly anaerobic and, as a result, methane is found in the 1,000 µg/L range. Under moderately anaerobic conditions, methane may generally be greater than 500 µg/L; and under mildly methanogenic conditions, methane is generally measured at concentrations greater than 100 µg/L. These results indicate that conditions are mildly anaerobic and sufficiently reducing to support perchlorate biodegradation.

Hydrogen

Hydrogen concentrations were greater than 1.0 nanoMoles (nM) in all monitoring wells where it was analyzed during Third Quarter and Fourth Quarter 2010. Hydrogen above 1.0 nM is indicative of anaerobic conditions with the likelihood of the onset of mildly sulfate-reducing conditions. This level of hydrogen is supportive of natural perchlorate biodegradation. Hydrogen is considered a more reliable indicator of redox conditions than ORP because it is easier to measure to a high degree of accuracy, and ORP measurements using field instruments can be impacted by the various redox pairs in the groundwater. In this area, redox measurements from ORP field instruments and hydrogen concentrations match fairly closely, making deductions about the geochemical environment in the aquifer more accurate. In general, hydrogen measurements in the F-33 monitoring wells point to anaerobic conditions that are reducing enough to support perchlorate biodegradation.

TOC and DOC

TOC and DOC in the F-33 monitoring wells were both generally measured at concentrations ranging from 1.4 mg/L to 4.4 mg/L. Although these levels are not suggestive of an aquifer rich in natural organic carbon, they are likely to be sufficient to sustain natural biodegradation of low levels of perchlorate. However, as seen in MW-70, perchlorate concentrations tend to increase in groundwater following periods of heavy precipitation as perchlorate from the vadose zone migrates into the aquifer. Increasing perchlorate concentrations in the groundwater do not appear to coincide with higher amounts of organic carbon, which would be required to keep perchlorate concentrations below detectable levels. Hence, we see perchlorate in MW-70 where the natural processes are not able to degrade the increased perchlorate with fluctuating groundwater levels, and a continuing absence in surrounding and downgradient wells where perchlorate degradation can still be sustained.

Therefore, the current natural biodegradation potential may not be sufficient to sustain perchlorate degradation in the immediate vicinity of MW-70 during periods of heavy precipitation or elevated groundwater levels, but it is attenuated before it can migrate to other F-33 monitoring wells. This may be the case even though other electron acceptors such as iron and nitrate do not appear to be competing for organic carbon in the aquifer.

VFAs

VFAs are a more direct indication of the carbon substrate form which is immediately available to native microorganisms involved in biodegradation. Perhaps the most important of the VFAs is acetic acid, which plays a key and direct role in metabolism and energy generation. Acetic acid, when present even in small amounts, indicates that there is an excess that is available for consumption by perchlorate reducing microorganisms. In the Feature F-33 vicinity, acetic acid concentrations generally range up to 0.16 mg/L. These concentrations appear to be sufficient to sustain natural biodegradation of perchlorate except during periods of heavy precipitation.

3.8 HABITAT CONSERVATION

Consistent with the U.S. Fish and Wildlife Service approved HCP (USFWS, 2005) and subsequent clarifications (LMC, 2006a, 2006b and 2006c) of the HCP describing activities for environmental remediation at the Site, field activities were performed under the supervision of a USFWS approved biologist. As a result, no impact to the Stephens' Kangaroo Rat occurred during the performance of field activities related to the Third Quarter 2010 and Fourth Quarter 2010 monitoring events.

SECTION 4 SUMMARY AND CONCLUSIONS

Groundwater level measurements were collected for the Third Quarter 2010 and Fourth Quarter 2010 water quality monitoring events. A total of 171 groundwater level measurements were collected for the Third Quarter 2010 monitoring event and a total 179 groundwater level measurements were collected during the Fourth Quarter 2010 monitoring event. For the Third Quarter 2010 monitoring event, four wells were observed to be dry and measurements from one other well could not be collected due to obstructions in its casing. For the Fourth Quarter 2010 monitoring event, five wells were observed to be dry.

For the Third Quarter 2010 monitoring event, a total of 10 sampling locations (10 well locations) were proposed and sampled for water quality monitoring.

For the Fourth Quarter 2010 monitoring event, a total of 37 sampling locations (17 surface water, one alternate surface water, and 19 monitoring wells) were proposed for water quality monitoring. Additionally, as part of the focused data collection phase of the Site 1 contaminant attenuation study, 25 monitoring wells were proposed for enhanced contaminant attenuation sampling. Seven of the 25 monitoring wells selected for the contaminant attenuation focused data collection were previously scheduled for sampling during the Fourth Quarter 2010 monitoring event. In addition to the normal suite of site analytical parameters these wells were sampled for the focused data collection contaminant attenuation parameters. The remaining 18 wells were sampled for both contaminant attenuation parameters and the normal suite of site parameters as part of the contaminant attenuation study. Interpretation of the data collected as part of the focused data collection phase of the Site 1 Natural Attenuation Study will be presented in the Site 1 Contaminant Attenuation Summary Report, which is currently in preparation.

Three proposed surface water sample locations, SW-04, SW-11, and SW-12, were not sampled because the locations were dry. Because SW-16 was sampled, SW-17, an alternate surface water location sampled when SW-16 is dry, was not sampled. Therefore, water quality data was collected from 14 surface water locations, and 37 monitoring wells locations.

4.1 GROUNDWATER ELEVATIONS

The Beaumont NWS reported approximately 0.06 inches of precipitation between June 2010 (Second Quarter 2010) and September 2010 (Third Quarter 2010) and approximately 15.50 inches of precipitation between September 2010 (Third Quarter 2010) and December 2010 (Fourth Quarter 2010). During this time period groundwater elevations generally decreased across the site. During Third Quarter 2010, groundwater elevation decreases were seen in wells located in all areas. During Fourth Quarter 2010 groundwater elevation decreases were also seen in wells located in all areas.

Groundwater elevations during the Third Quarter 2010 monitoring event ranged from approximately 2,150 feet above msl upgradient of the former BPA to approximately 1,793 feet msl in the MCEA. Groundwater elevations during the Fourth Quarter 2010 monitoring event ranged from approximately 2,149 feet msl upgradient of the former BPA to approximately 1,794 feet msl in the MCEA.

Groundwater elevation differences in all wells from quarter to quarter appear to depend on the short- and long-term weather patterns. In general, the greatest differences in quarterly groundwater elevations occur during periods of seasonal precipitation. Wells located within the NPCA and the MCEA appear to respond most quickly to precipitation compared to the former BPA and RMPA, which generally show a one-season lag before responding to seasonal precipitation. The response also diminishes within each area with depth and distance from the Potrero and Bedsprings Creeks. The Site has experienced overall groundwater level declines since 2005.

4.2 SURFACE WATER FLOW

During the Third Quarter 2010 and Fourth Quarter 2010, the Potrero and Bedsprings creek riparian corridors were walked to determine the presence, nature, and quantity of surface water within the creek beds. The locations where surface water was encountered were plotted and a determination was made whether the water was flowing or stagnant. At specific locations where flowing water was encountered, the flow rate was determined using a modified version of the EPA Volunteer Stream Monitoring: Methods Manual (USEPA 1997).

Four fixed stream locations were chosen for stream flow measurements: SF-1, located near Gilman Hot Springs at the southwest border of the Site; SF-2, located in the vicinity of MW-67; SF-3, located in the vicinity of MW-15 and 18; and SF-4, located near MW-101.

During Third Quarter 2010 SF-1, SF-2, and SF-4 had insufficient flow for measurement, and SF-3 had an average flow rate of 0.40 cfs. The average site flow rate for Third Quarter 2010 was 0.40 cfs.

During Fourth Quarter 2010 SF-1 had an average flow rate of 3.13 cfs, SF-2 had an average flow rate of 2.06 cfs, SF-3 had an average flow rate of 1.60 cfs, and SF-4 had an average flow rate of 0.01 cfs. The average site flow rate for Fourth Quarter 2010 was 1.70 cfs.

4.3 GROUNDWATER FLOW AND GRADIENTS

Groundwater flow directions from Third Quarter 2010 and Fourth Quarter 2010 were similar to previously observed patterns for a dry period. Generally, groundwater flows northwest from the southeastern limits of the valley (near the former BPA) beneath the former RMPA, towards Potrero Creek where groundwater flow then changes direction and begins heading southwest, parallel to the flow of Potrero Creek, into Massacre Canyon.

Between June 2010 (Second Quarter 2010) and September 2010 (Third Quarter 2010), the overall groundwater gradient (approximating a flowline from MW-36, upgradient of the BPA, through the RMPA and NPCA to MW-18, in the MCEA) decreased to 0.013 ft/ft. Between September 2010 (Third Quarter 2010) and December 2010 (Fourth Quarter 2010), the overall groundwater gradient through the same flow path remained the same at 0.013 ft/ft. In general the horizontal gradient is lowest between the BPA and the RMPA with a greatly increased flow through the NPCA and the MCEA. The flattening of the gradient in the BPA and RMPA appears to be attributed to the lithology, aquifer transmissivity, and aquifer thickness in these areas.

Vertical groundwater gradients between shallow and deeper monitoring well pairs are generally downward (negative) in the BPA, RMPA, and the NPCA, and upward (positive) in the MCEA. The response to seasonal changes in groundwater recharge, although dampened by depth, are consistent within the different vertical well pairs installed at the Site. This suggests that there is vertical hydraulic communication within the aquifer.

4.4 WATER QUALITY

Both groundwater and surface water are collected and sampled as part of the GMP. The GMP has a quarterly/semiannual/annual/biennial frequency. The annual and biennial events are larger major monitoring events and the quarterly and semiannual events are smaller minor events. All new

wells are sampled quarterly for one year. The semiannual wells are sampled second and fourth quarter of each year, annual wells are sampled second quarter of each year and the biennial wells are sampled second quarter of even numbered years.

A COPC evaluation is performed annually, and reported in the First and Second Quarter Semiannual Groundwater Monitoring Report. The primary COPCs identified for the Site during the 2010 evaluation, (Tetra Tech, 2010b), were: perchlorate, 1,1-DCE, TCE and 1,4-dioxane. The secondary COPCs identified for the Site during 2010 monitoring were: 1,1-DCA, 1,2-dich1,2-DCA), 1,1,1-TCA, 1,1,2-TCA, cis-1,2-DCE, and vinyl chloride. 1,1,2-TCA and vinyl chloride were added as secondary COPCs to the list of COPCs identified, due to the frequency and concentration of their detections becoming more consistent and widespread. The results of surface and groundwater samples collected and tested during the Third and Fourth Quarter 2010 monitoring events are discussed below.

4.4.1 Surface Water

Surface water samples are collected semiannually during the second and fourth quarter sampling events, and during a storm event. Seventeen surface water sample locations and one alternate sample location have been identified for semiannual surface water sampling at the Site. Sample locations have been chosen to include springs and spring-fed ponds, ephemeral ponds, and locations in the Bedsprings and Potrero Creek drainages. Twelve locations within the active drainages have been identified for surface water sampling during a storm event. Due to the ongoing drought conditions and the ephemeral nature of the ponds and creeks, it is common for many of the locations to be dry at the time of sampling.

During the Fourth Quarter 2010 sampling event, surface water samples were collected from 14 locations. The remaining three locations were dry at the time of sampling. Because surface water location SW-16 was able to be sampled, the alternate location, SW-17, was not sampled. The sample results from the locations sampled are consistent with previous sample results obtained at the Site.

No primary or secondary COPCs were detected in upgradient surface water locations SW-01 (a pond near the main gate), SW-13 (in Bedsprings Creek near the eastern property boundary), or SW-15 (in Potrero Creek north of its intersection with Bedsprings Creek). Additionally, no

COPCs were detected in surface water location SW-08 (an ephemeral pond north of the building 315).

Perchlorate was detected at surface water location SW-14 at a concentration of 41 µg/L. Sample location SW-14 is located in an unnamed drainage east of the intersection of Potrero and Bedsprings Creek and downgradient of the RMPA.

The four primary COPCs (1,4-dioxane, 1,1-DCE, TCE, and perchlorate) and no secondary COPCs were detected in surface water samples collected from locations SW-02 and SW-03. These samples were collected from springs and or spring fed-ponds located outside of the stream beds but near the intersection of Bedsprings and Potrero Creeks, downgradient from the RMPA. Surface water location SW-04, located in this same area, had insufficient water for sample collection at the time of sampling. During Fourth Quarter 2010, only 1,4-dioxane and perchlorate were detected above their respective MCL or DWNL at these locations. The MCL for perchlorate and the DWNL for 1,4-dioxane are 6 µg/L and 1 µg/L respectively.

Surface water sample locations SW-06, SW-07, SW-09, SW-10, SW-16, SW-18, and SW-19 are located in areas of flowing water in Potrero Creek, topographically downgradient of the springs discussed in the previous paragraph. Two of the primary COPCs, 1,4-dioxane, and perchlorate, and no secondary COPCs were detected in the surface water samples collected from these locations. During Fourth Quarter 2010, 1,4-dioxane was the only COPC to be detected above the MCL or DWNL in these locations.

1,4-Dioxane has been intermittently detected in surface water samples collected at location SW-16 located at the mouth of Massacre Canyon and Gilman Hot Springs Road during or following periods of rainfall. During Fourth Quarter 2010 1,4-dioxane was detected at a concentration of 0.71 µg/L. Additionally, perchlorate was detected Fourth Quarter 2010 at a concentration of 0.55 µg/L respectively. Perchlorate has only recently been detected at this location. This is likely a result of a lower detection limit. During previous monitoring events the detection limit for perchlorate was 0.5 µg/L. In 2010 a more sensitive method for testing perchlorate was used and the detection limit was lowered to 0.07 µg/L.

4.4.2 Groundwater

Only guard wells, wells with increasing contaminant trends, new wells, and select wells for natural attenuation parameters were sampled and analyzed during Third Quarter 2010 and Fourth Quarter 2010 (Tetra Tech, 2003b).

Guard Wells

Four monitoring wells are designated as guard wells: MW-15, MW-18, MW-67, and MW-100. Wells MW-15 and MW-18 are a clustered well pair. All guard wells are located along Potrero Creek, downgradient of the BPA and RMPA source areas. Well MW-18 is completed near the top of the alluvial aquifer and MW-15 is completed near the bottom of the alluvial aquifer. These wells are located approximately 3 miles from the southern site boundary and are located upgradient of the secondary sources identified at F-33, F-34, and F-39. Well MW-67, the furthest downgradient site well, is located approximately 0.9 miles upgradient of the southern site boundary, and MW-100, an offsite well, is located approximately 500 feet south of the southern site boundary near the mouth of Potrero Creek. Both of these wells are located below the secondary sources identified at F-33, F-34, and F-39. The analyte 1,4-dioxane was detected in monitoring wells MW-15, MW-18, and MW-100 at concentrations of 5.9 µg/L, 3.7 µg/L, and 0.17 µg/L respectively. It was not detected above the MDL in MW-67. The analyte 1,4-dioxane is the only COPC to be detected above the MCL or DWNL in these guard wells during the Fourth Quarter 2010 sampling event. The MCLs for 1,1-DCE, TCE, and perchlorate are 6 µg/L, 5 µg/L, and 6 µg/L respectively. The DWNL for 1,4-dioxane is 1 µg/L. Sample results for the guard wells from Fourth Quarter 2010 are consistent with results from previous sampling events.

Increasing Trend Monitoring Wells

The number of increasing or probably increasing trend wells went up from 12 wells in 2009 to 24 wells and one surface water location in the 2010 temporal trend analyses. The temporal trend analyses were performed using data from Second Quarter 2002 to Second Quarter 2010. This period was chosen because operation of the RMPA groundwater pump and treat system was discontinued in 2002. The 2010 temporal trend analysis updates the analysis performed following completion of the Second Quarter 2009 monitoring event (Tetra Tech, 2009). The temporal trends were analyzed using Mann-Kendall and linear regression methods. A summary of the trend analysis results for the 24 increasing or probably increasing trend locations is presented in Table 4-1. The percent change that these increases represent with respect to the mean of the data used to

calculate each trend is also presented in Table 4-1. Sixteen of the wells and the one surface water location had trend magnitudes with less than a 20 percent change. Based on magnitude of the trend (greater than a 20 percent change with respect to the mean) and the wells' location, eight of these wells were included in Fourth Quarter 2010 semiannual sampling event. These locations are shaded in Table 4-1.

Possible reasons for the change in the number of increasing trend wells are: 1) the number of new wells that have been installed in the last several years (60 new wells since 2006); 2) with longer monitoring histories at the individual locations, trends become more noticeable due to the ability to better define outliers; and 3) as time passes, changes created by operation of the former extraction system are dissipating.

The number of decreasing trend, probably decreasing trend, and stable trend wells have increased during this period as well. In general, the plume morphology has remained stable with only slight modifications due to new wells better defining the lateral extent of the plume. The majority of the wells and the surface water locations display a stable trend or no trend over time.

In general, the COPC concentrations in the sampled increasing trend wells are consistent with previous results. These wells will continue to be sampled on a semiannual basis until the magnitude of the trend is less than a 20 percent change, or the well is reclassified in the annual temporal trend analysis.

Table 4-1 Summary of Increasing COPC Trends

Analyte:	Perchlorate			1,1-Dichloroethene			Trichloroethene			1,4-Dioxane		
Sample Location	**Trend**	**Magnitude (ug/L/yr)**	**Magnitude (%/yr)**	**Trend**	**Magnitude (ug/L/yr)**	**Magnitude (%/yr)**	**Trend**	**Magnitude (ug/L/yr)**	**Magnitude (%/yr)**	**Trend**	**Magnitude (ug/L/yr)**	**Magnitude (%/yr)**
Burn Pit Area												
EW-13	Decreasing	-713.6		No Trend			No Trend			Probably Increasing	268.28	12.78
MW-07	Probably Increasing	20.37	17.0	No Trend			Probably Increasing	7.23	21.9	No Trend		
MW-26	Decreasing	-221.9		Probably Increasing	204.4	5.8	No Trend			Probably Increasing	8.76	2.2
MW-31	Increasing	0.15	6.0	No Trend			No Trend			Stable		
MW-59D	Increasing	110.9	1.8	Increasing	21.9	5.5	No Trend			Stable		
MW-60A	Increasing	1,511.10	32.9	Increasing	20.5	6.0	Increasing	15.3	7.3	Increasing	7.03	6.4
MW-60B	Decreasing	-73.9		No Trend			No Trend			Increasing	1.02	25.6
MW-61C	Stable			Increasing	5.04	13.3	Increasing	1.87	10.4	No Trend		
MW-71B	Increasing	38.5	12.4	No Trend			No Trend			Decreasing	-0.03	
Rocket Motor Production Area												
IW-04	Decreasing	-153.3		Increasing	2.85	23.7	Increasing	1.51	13.7	Stable		
MW-19	No Trend			Probably Increasing	0.46	1.8	Probably Increasing	0.4	3.1	Probably Decreasing	-1.2	
MW-28	Increasing	14.3	10.2	Increasing	3.32	16.6	Increasing	2.85	11.0	Increasing	0.48	10.6
MW-55	Increasing	134.1	8.9	Probably Increasing	13.96	8.2	Increasing	7.35	5.7	Probably Increasing	4.87	7.8
MW-68	Increasing	1,182.60	21.9	Probably Increasing	5.22	47.5	No Trend			Increasing	2.3	36.5
MW-89	Probably Increasing	103.48	4.9	No Trend			No Trend			No Trend		
MW-90	No Trend			No Trend			Increasing	0.46	20.1	Stable		
MW-91	No Trend			No Trend			No Trend			Increasing	0.25	17.0
MW-98B	No Trend			Increasing	5.04	42.0	Increasing	10.5	45.6	No Trend		
Northern Potrero Creek Area												
MW-40	Stable			No Trend			Probably Increasing	1.64	5.8	Decreasing	-0.6	
MW-76A	No Trend			No Trend			Stable			Increasing	0.46	25.6
MW-76C	Stable			No Trend			Probably Increasing	0.08	12.2	Stable		
Massacre Canyon Entrance Area												
MW-46	Probably Decreasing	-1.8		No Trend			Probably Increasing	0.12	8.4	Stable		
MW-67	Stable			Stable			Stable			Increasing	0.05	7.3
MW-70	No Trend			No Trend			Stable			Probably Increasing	0.24	8.4

Notes:

Shading indicates the well was included in the Fourth Quarter 2010 sampling event based on the magnitude of the trend and the well location.

µg/L/yr - microgram per liter per year

%/yr - Percent change per year with respect to the mean

New Wells

Monitoring wells MW-103 through MW-109 were installed as part of the Site 1 Plant Uptake Study (Tetra Tech, 2010c) to determine the relationship between the concentration of perchlorate and 1,4-dioxane found in shallow groundwater and the concentrations found in leaf tissue. Perchlorate was detected in four of the seven wells at concentrations ranging from 5.6 µg/L to 440 µg/L, and 1,4-dioxane was detected in all wells ranging in concentration from 12 µg/L to 32 µg/L. A complete description of the work performed can be found in the Site 1 Plant Uptake Study Report currently in preparation. Quarterly sampling for four quarters is proposed, after which the sampling frequency will be evaluated.

4.5 CONTAMINANT ATTENUATION SAMPLING

The objective of the contaminant attenuation sampling and analyses effort is to understand the geochemical characteristics that appear to be contributing to the natural attenuation of the low level perchlorate in groundwater in two areas: the Potrero Creek area that has migrated into the area from the BPA and the RMPA and the area around the Large Motor Washout Area (F-33). In the F-33 area, elevated perchlorate concentrations (up to 302 mg/kg at 16 feet below ground surface in F33-DP20, July 2008) have been detected in soil samples, while groundwater concentrations in nearby monitoring well MW-70 have fluctuated from below detection limits up to 48.5 µg/L.

The contaminant attenuation sampling results confirm that the various geochemical parameters (redox conditions, the absence of electron acceptor competition, and the availability of low levels of useable organic carbon), as well as the environmental conditions in the aquifer, are within the required range to promote biodegradation of perchlorate in groundwater in the area. It appears this riparian area and its organic-rich lithologic layers observed in the area are contributing to the TOC, which is in turn creating the small amounts VFAs that provide the carbon substrate for perchlorate-reducing microorganisms. Seasonal detections of perchlorate in MW-70 may indicate that during periods of heavy rainfall, perchlorate contamination from the overlying soil is being flushed into the aquifer. However, the organic carbon in the aquifer does not appear to be sufficient to completely degrade the increased amount of perchlorate migrating from the vadose zone during periods of heavy rainfall, which results in temporary increases in perchlorate concentrations at MW-70. Perchlorate has not been detected in the wells downgradient of MW-70. Therefore, it would appear biodegradation conditions are sufficient to control the temporary

increases observed near MW-70. It is likely that seasonal and long-term changes in precipitation have an influence on the geochemical conditions observed, impacting the perchlorate reducing conditions. This is likely the reason for the fluctuation in perchlorate concentrations at MW-70.

The data obtained from the F-33 contaminant attenuation sampling will be combined with the data obtained during the Fourth Quarter 2010 focused data collection phase of the Site 1 contaminant attenuation study to help refine the CSM and help determine which areas of the site may be conducive to natural attenuation of perchlorate, chlorinated solvents, and 1,4-dioxane. The data will be presented in the Beaumont Site 1 Contaminant Attenuation Summary Report currently in preparation.

4.6 PROPOSED CHANGES TO THE GROUNDWATER MONITORING PROGRAM

4.6.1 Groundwater Sampling Frequency

The sampling frequency of a monitoring well is based on the well's classification (i.e., function) (Tetra Tech, Inc., 2003b). Groundwater monitoring well classifications are based on the evaluation of the temporal trends, spatial distribution, and other qualitative criteria. There are seven potential well classifications. Because there are not currently any remedial actions, there are no wells designated as remedial monitoring wells. A summary of the sampling frequency by well classification is presented in Table 4-2.

Table 4-2 Well Classification and Sampling Frequency

Classification	Sampling Frequency
Horizontal Extent (Plume) Wells	Annual
Vertical Distribution Wells	Biennial
Increasing Trend Wells	Semiannual
Remedial Monitoring Wells	Semiannual
Guard Wells	Semiannual
Redundant Wells	Suspend
New Wells	Quarterly

4.6.2 Proposed Changes

Generally, the groundwater monitoring program is reviewed and modified as necessary during the second quarter of each year in conjunction with the annual temporal trend analyses. Wells MW-104 through MW-109 were installed after the second quarter as part of the plant uptake study and will be sampled quarterly for four quarters for VOCs, 1,4-dioxane, and perchlorate. Following that, the sampling frequency for these wells will be re-evaluated.

No other unusual events or observations occurred during this reporting period that require modification of the monitoring program.

SECTION 5 REFERENCES

1. Air Force Center for Environmental Excellence (AFCEE), 2004. *Monitoring and Remediation Optimization System (MAROS) Software Version 2.1 User's Guide*, November, 2004.

2. Dibblee, T. W., 1981. *Geologic Map of Banning (15 minute) Quadrangle, California*, South Coast Geologic Society Map 2.

3. Domenico, P. A. and Schwartz, F. W., 1990. *Physical and Chemical Hydrogeology*. John Wiley & Sons, New York, New York, 1990.

4. Harden, Deborah R., 1998. *California Geology*. Prentice Hall, Inc., Upper Saddle River, New Jersey, 1998.

5. Lockheed Martin Corporation (LMC), 2006a. *Clarification of Effects on Stephens' Kangaroo Rat from Characterization Activities at Beaumont Site 1 (Potrero Creek) and Site 2 (Laborde Canyon)*. August 3, 2006.

6. Lockheed Martin Corporation, 2006b. *Clarification Concerning Treatment of Unexploded Ordinance (UXO) Discovered During Munitions and Explosives of Concern (MEC) Characterization at Beaumont Site 1 (Potrero Creek) and at the Immediately Adjacent Metropolitan Water District (MWD) Parcel, Riverside County, California; and Analysis of Effects of Treatment Activities for the Federally-Endangered Stephens' Kangaroo Rat (SKR)*. August 3, 2006.

7. Lockheed Martin Corporation, 2006c. *Clarification of Mapping Activities Proposed under the Low-Effect Habitat Conservation Plan for the Federally-Endangered Stephens' Kangaroo Rat at Beaumont Site 1 (Potrero Creek) and Site 2 (Laborde Canyon) Riverside County, California* (mapping methodology included). December 8, 2006.

8. Radian, 1986. *Lockheed Propulsion Company Beaumont Test Facilities Historical Report*. September 1986.

9. Radian, 1990. *Lockheed Propulsion Company Beaumont Test Facilities Source and Hydrogeologic Investigation*. February 1990.

10. Tetra Tech, Inc., 2003a. *Lockheed Beaumont, Site 1 & 2, Phase I Environmental Site Assessment, Beaumont, California*. March 2003.

11. Tetra Tech, Inc., 2003b. *Revised Groundwater Sampling and Analysis Plan, Lockheed Martin Corporation, Beaumont Site 1, Beaumont, California*. May 2003.

12. Tetra Tech, Inc., 2009. *Semiannual Groundwater Monitoring Report, First Quarter and Second Quarter 2009, Lockheed Martin Corporation, Beaumont Site 1, Beaumont, California*. December 2009.

13. Tetra Tech, Inc., 2010a. *Programmatic Sampling and Analysis Plan, Lockheed Martin Corporation, Beaumont Sites 1 and 2, Beaumont, California*. September 2010.

14. Tetra Tech, Inc., 2010b. *Semiannual Groundwater Monitoring Report, First Quarter and Second Quarter 2010, Lockheed Martin Corporation, Beaumont Site 1*. October 2010.

15. Tetra Tech, Inc., 2010c. *Plant Uptake Study Workplan, Lockheed Martin Corporation, Beaumont Sites 1 and 2*. December 2010.

16. United States Environmental Protection Agency (EPA), 1997. *USEPA Volunteer Stream Monitoring: A Methods Manual*, EPA 841-B-97-003, November 1997.

17. United States Environmental Protection Agency, 2008. *USEPA Contract Laboratory Program National Functional Guidelines for Superfund Organic Methods Data Review*, OSWER 9240.1-48, USEPA-540-R-08-01, June 2008.

18. United States Environmental Protection Agency, 2010. *USEPA Contract Laboratory Program National Functional Guidelines for Inorganic Superfund Data Review*, OSWER 9240.1-51, EPA-540-R-10-011, January 2010.

19. United States Fish and Wildlife Service (USFWS), 2005. *Endangered Species Act Incidental Take Permit for Potrero Creek and Laborde Canyon Properties Habitat Conservation Plan*. October 14, 2005.

APPENDIX A RECENT ENVIRONMENTAL ACTIVITIES AND CSM

TABLE OF CONTENTS

1.0 ENVIRONMENTAL ACTIVITIES 1-1
1.1 PREVIOUS ENVIRONMENTAL ACTIVITIES 1-1
1.2 CURRENT GROUNDWATER MONITORING PROGRAM 1-7
2.0 CONCEPTUAL SITE MODEL 2-1
2.1 PHYSICAL SETTING 2-1
2.1.1 Precipitation 2-3
2.1.2 Surface Water 2-6
2.2 GEOLOGY 2-7
2.2.1 Regional Geology 2-7
2.2.2 Local Geology 2-7
2.3 HYDROGEOLOGY 2-23
2.4 DISTRIBUTION OF AFFECTED GROUNDWATER 2-30
2.4.1 Perchlorate 2-31
2.4.2 1,1-Dichloroethene 2-31
2.4.3 TCE 2-31
2.4.4 1,4-Dioxane 2-32
3.0 REFERENCES 3-1
4.0 ACRONYMS AND ABBREVIATIONS 4-1

LIST OF FIGURES

Figure 1-1 Regional Location of Beaumont Site 1 1-2
Figure 1-2 Historical Operational Areas, Site Features, and Conservation Easement 1-3
Figure 1-3 Water Quality Monitoring Locations and Sampling Frequency 1-11
Figure 2-1 Physical Setting 2-2
Figure 2-2 Annual Precipitation Since 1888 2-4
Figure 2-3 Annual Precipitation For The Past Ten Years 2-5
Figure 2-4 Regional Geology 2-10
Figure 2-5 Cross Section Location Map (sheet 1 of 4) 2-11
Figure 2-6 Geologic Cross Section A-A' (sheet 1 of 2) 2-15
Figure 2-7 Geologic Cross Sections B-B' and C-C' 2-17
Figure 2-8 Geologic Cross Section D-D' 2-18
Figure 2-9 Geologic Cross Section E-E' 2-19
Figure 2-10 Geologic Cross Sections F-F' and G-G' 2-20
Figure 2-11 Geologic Cross Section H-H' 2-21
Figure 2-12 Geologic Cross Section I-I' 2-22
Figure 2-13 Wet Period (March 2005) Groundwater Contour for Alluvium and Shallow Mount Eden Formation Wells 2-26
Figure 2-14 Dry Period (September 2006) Groundwater Contour for Alluvium and Shallow Mount Eden Formation Wells 2-27
Figure 2-15 Primary COPC Extents for Alluvium and Shallow Mount Eden Formation 2-33

LIST OF TABLES

Table 1-1 Groundwater Quality Monitoring Frequency 1-9
Table 2-1 Summary of Precipitation – Beaumont and San Jacinto NWS Monitoring Stations 2-3
Table 2-2 Hydraulic Conductivity (K) Values 2-29
Table 2-3 Groundwater Chemicals of Concern (Tetra Tech, 2006a) 2-30

1.0 ENVIRONMENTAL ACTIVITIES

Water level measurements have been collected at the Site since 1983 (Tetra Tech, 2003b). Monthly water level measurements were collected between 1991 and 1992. Between 1993 and 1994, water level measurements from wells at the Site were collected periodically. During 1995 water level measurements from wells at the Site were collected on a monthly basis. Quarterly water level measurements were collected between 1996 and 1998, and semiannual water level measurements were collected between 1999 and 2002. From 2003 onward, quarterly water level measurements have been collected.

Water quality monitoring has been conducted at the Site since 1986. A summary of remedial investigations, including associated well installation and monitoring activities, was provided in the Groundwater Monitoring Well Installation Work Plan (Tetra Tech, 2006b). Baseline groundwater sampling was performed on 111 wells between February 1993 and March 1993. Since 1993 various subsets of the well network have been sampled semiannually at a minimum.

1.1 PREVIOUS ENVIRONMENTAL ACTIVITIES

In 2002 soil, soil vapor, and groundwater sampling was performed to further evaluate potential source areas and monitor groundwater (Tetra Tech, 2002). A total of 52 groundwater monitoring wells were installed, sampled, and analyzed for volatile organic compounds (VOCs), 1,4-dioxane, perchlorate, and Title 22 metals. Overall, temporal trend analysis indicated decreases in VOC concentrations in areas immediately downgradient of the former Burn Pit Area (BPA) and former Rocket Motor Production Area (RMPA). The concentration change was attributed to the remedial actions conducted between 1992 and 1999, as well as plume migration over time (Tetra Tech, 2002). Three surface water samples were collected from three locations believed to be fed by groundwater and analyzed for VOCs, 1,4-dioxane, and perchlorate. Perchlorate, 1,4-dioxane, trichloroethene (TCE), and 1,1-dichloroethene (1,1-DCE) were detected at concentrations above the California Department of Public Health (CDPH) or United States Environmental Protection Agency (EPA) maximum contaminant levels (MCLs) or California drinking water notification levels (DWNLs, formerly known as action levels through 2004) in two of the three surface water locations. Analysis of the data indicated that 1,4-dioxane in groundwater extended beyond the furthest downgradient well sampled during the investigation. A total of 40 soil and soil gas samples were collected and analyzed from 20 locations in the former BPA and former RMPA at depths of five and 15 feet below ground surface (bgs). Soil gas samples were also collected from three extraction wells and ten groundwater monitoring wells. None of the detected soil concentrations were greater than the EPA Region IX Preliminary Remediation Goals (PRGs) for residential soils, and soil gas concentrations had decreased from levels detected in the 1990s (Tetra Tech, 2002).

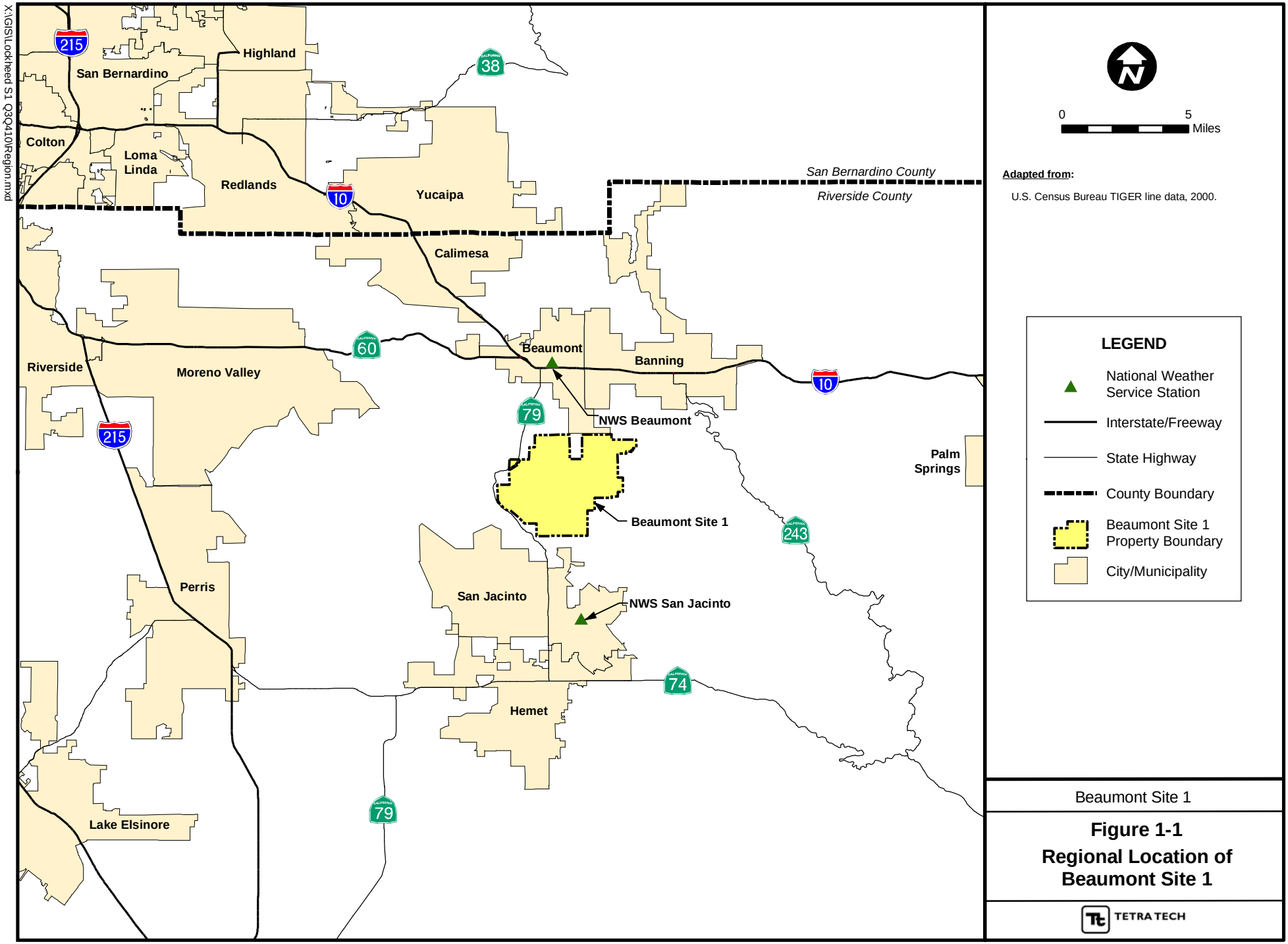
X:\GIS\Lockheed S1 Q3Q410\Region.mxd
215
Highland
San Bernardino
38
Colton
Loma
Linda
Redlands
10
Yucaipa
San Bernardino County
Riverside County
Calimesa
60
Beaumont
Banning
Riverside
Moreno Valley
10
79
NWS Beaumont
215
Palm
Springs
Beaumont Site 1
243
Perris
San Jacinto
NWS San Jacinto
74
Hemet
79
Lake Elsinore
0
5
Miles
Adapted from:
U.S. Census Bureau TIGER line data, 2000.
LEGEND
National Weather Service Station
Interstate/Freeway
State Highway
County Boundary
Beaumont Site 1 Property Boundary
City/Municipality
Beaumont Site 1
Figure 1-1
Regional Location of Beaumont Site 1
TETRA TECH

X:\GIS\Lockheed S1 Q3Q4\10Site.mxd

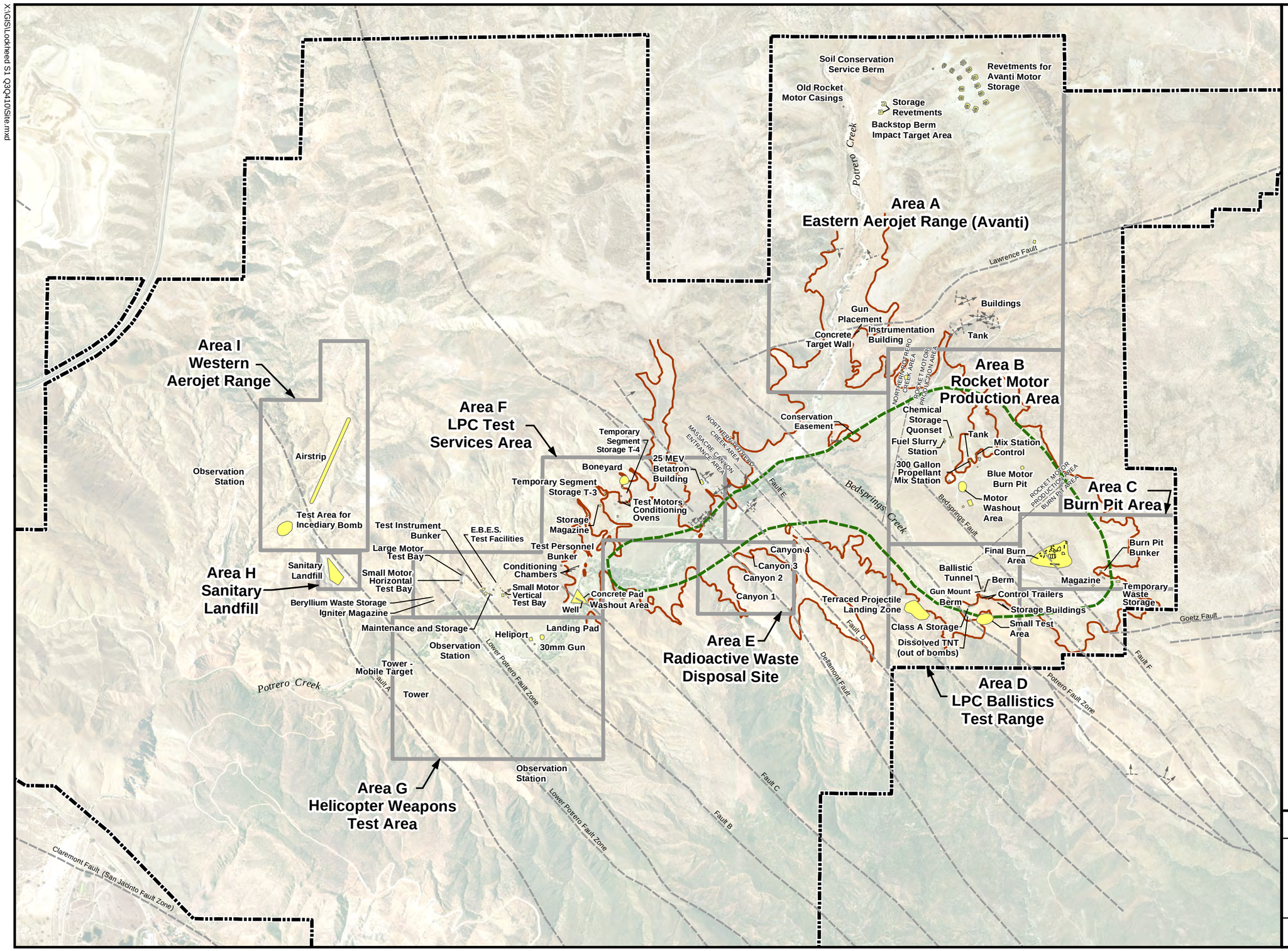

0 1,000 2,000 Feet

Adapted from: March 2007 aerial photograph.

Faults from structural analysis of Potrero Valley, *Lineament and Geologic Mapping Study, Tetra Tech, 2009.*

LEGEND

- Fault, Accurately Located Showing Dip
- Fault, Approximately Located
- Bedrock/Alluvium Surface Contact
  Dashed where inferred
- Historic Feature Location
- Conservation Easement Boundary
- Beaumont Site 1
  Property Boundary
- Historical Operational
  Area Boundary

Notes: Beaumont Site 1 property boundary is approximate.

Beaumont Site 1

Figure 1-2
Historical Operational Areas, Site Features, and Conservation Easement

TETRA TECH

In 2004 soil characterization was continued over two general areal divisions of the Site: Historical Operational Areas A, B, and C (Tetra Tech, 2005a); and Historical Operational Areas D, E, F, G, H, and I (Tetra Tech, 2005b). In Historical Operational Areas A, B, and C, a total of 293 samples were collected and analyzed from 64 borings at depths ranging from 0.5 to 60 feet bgs (Tetra Tech, 2005a). Soil samples were analyzed for one or more of the following constituents: VOCs, semi-volatile organic compounds (SVOCs), 1,4-dioxane, perchlorate, Title 22 metals, polychlorinated biphenyls (PCBs), total petroleum hydrocarbons (TPH), and explosive residues. PCBs, 1,4-dioxane, and explosive residues were not detected at concentrations above their respective laboratory reporting limits (RLs). VOCs were detected at concentrations ranging up to 700 microgram per kilogram (µg/kg). SVOCs were detected at concentrations ranging up to 4.5 milligrams per kilogram (mg/kg). Perchlorate was detected at concentrations ranging up to 171,000 µg/kg. Metals were detected and concentrations of arsenic were reported up to 60.8 mg/kg. In addition, soil gas concentrations of TCE, tetrachloroethene (PCE), 1,1-DCE, 1,1,2-trichloro-1,2,2-trifluoroethane (Freon-113), and 1,1,1-trichloroethane (1,1,1-TCA) were detected above RLs. In general, limited affected soil was detected in Area A. Perchlorate and VOC affected soil was further delineated in Areas B and C (Tetra Tech, 2005a).

A total of 302 samples were collected and analyzed from 78 borings at depths ranging from 0.5 to 60 feet below ground surface in Historical Operational Areas D, E, F, G, H, and I (Tetra Tech, 2005b). Soil samples were analyzed for one or more of the following constituents: VOCs, SVOCs, 1,4-dioxane, perchlorate, Title 22 metals, PCBs, TPH, and explosive residues. SVOCs, 1,4-dioxane, and explosive residues were not detected at concentrations above their respective RLs. VOCs were detected at concentrations ranging up to 958 µg/kg. PCBs were detected at concentrations up to 910 ug/kg. Perchlorate was detected at concentrations ranging up to 57,100 µg/kg. Arsenic was detected at concentrations up to 19 mg/kg. Vanadium was detected at concentrations up to 2.2 mg/kg. In general, limited affected soil was detected in Areas D, G, and I. Perchlorate and VOC affected soil was further delineated in Areas F and H (Tetra Tech, 2005b).

A total of 51 historical features have been identified as potential recognized environmental concerns (RECs) (25 within Historical Operational Areas A, B, and C, and 26 within Historical Operational Areas D, F, G, H and I [Tetra Tech, 2003a]).

No features were identified as potential RECs within Historical Operational Area E. According to the historical report (Radian, 1986), former employees at the Site reported a one-time burial of low-level radioactive waste. The radioactive waste disposal site was present in Historical Operational Area E when assessed in 1986 and was subsequently remediated during 1990.

Geophysical surveys were performed to assist with the refinement of the conceptual site model (CSM) in November and December 2005. Downhole seismic velocity surveying was performed at the Site to (1) aid in differentiating boundaries between unconsolidated alluvium and the weathered and unweathered portions of the Mount Eden Formation, and (2) help refine the CSM and aid in future groundwater monitoring well placement. Geophysical reflection surveying was performed at the Site to more accurately locate published alluvium-concealed faults along the southwestern edge of the Site. The following subsections summarize the recent geophysical activities performed at the Site. The surveys and the associated data reduction and interpretation were performed by Terra Physics.

Between November and December 2005, geophysical profiles and surveys were performed at the Site to help in refining the CSM, aid in future groundwater monitoring well placement, and help assess the location of faults mapped in and around the BPA. The profiles were used to determine formation velocities in the vicinity of selected monitoring wells with subsequent comparison of those to data collected during the drilling of each well. The surveys consisted of reflection lines situated so as to cross the locations of published faults (Leighton and Associates, 1983a). A description of the geophysical field activities and the results of the geophysical profiles and surveys were provided in the Groundwater Monitoring Well Installation Work Plan (Tetra Tech, 2006b).

In April 2007, a subsurface soil investigation was performed at 21 features located in Historical Operational Areas A, B, C, D, F, G, and H (Tetra Tech, 2008b). These were follow-on activities to investigations performed between September and November 2004. The field investigation activities conducted during this investigation included: hand auger soil sampling; drilling and sampling of soil borings using hollow-stem auger drilling techniques; soil gas probe installation and sampling; and groundwater monitoring well installation, development, and sampling. During this investigation 86 borings were installed, 190 soil samples were collected and analyzed, 54 soil gas probes were installed and sampled, three monitoring wells were installed, and nine groundwater samples were collected and analyzed.

Soil samples were analyzed for one or more of the following constituents: VOCs, SVOCs, 1,4-dioxane, perchlorate, Title 22 metals, PCBs, and explosive residues. Explosives, SVOCs, PCBs, and 1,4-dioxane were not detected above the method detection limits (MDLs) in any soil samples collected during this investigation. Metals were detected above the MDLs and are considered to be naturally occurring. Low level concentrations of VOCs (acetone, methylene chloride and toluene) were detected in soil and are most likely associated with laboratory cross-contamination.

Soil gas samples were also collected at some of the features during this investigation and analyzed for VOCs. VOCs detected in soil gas include: TCE, PCE, carbon tetrachloride, 1,1,1-TCA, benzene, toluene, ethylbenzene, and xylenes (BTEX), and acetone. TCE was detected at concentrations ranging up to 4,760 ug/m^3. PCE was detected at concentrations ranging up to 5,930 µg/m^3. 1,1,1-TCA was detected at concentrations ranging up to 10,800 ug/m^3. Carbon tetrachloride was detected at a concentration of 154 µg/m^3. Low levels of acetone and BTEX were detected in soil gas but were well below their respective residential and commercial California Human Health Screening Levels.

Groundwater grab samples and monitoring well samples were collected and analyzed for one or more of the following constituents: perchlorate, VOCs, and 1,4-dioxane. Perchlorate was detected at a concentration up to 3,270 µg/L. Low level 1,4-dioxane and VOCs including TCE and 1,1-DCE were also detected in groundwater during this investigation. 1,4-dioxane was detected at concentrations up to 2.2 µg/L and TCE was detected at concentrations up to 110 µg/L. 1,1-DCE was detected in the same locations as the TCE at concentrations up to 31 ug/L.

Based on the findings of this investigation along with the previous investigation in 2004, no further investigation of features in Historical Operational Areas A, D, E, and I is required. However, additional investigation of select features in areas B, C, F, G, and H is necessary to determine the magnitude and extent of affected soil and/or groundwater. The magnitude and extent of impacted soil and groundwater at these features are needed to estimate the mass of contaminant(s) present (above and below clean-up levels), to determine appropriate mitigation alternatives, and to understand any potential long-term impacts on groundwater from residual soil contamination remaining after remediation. A Dynamic Work Plan has been prepared for specific features requiring further investigation within Historical Operational Areas B, C, F, G, and H (Tetra Tech, 2008c). The proposed investigations utilized a dynamic soil, soil gas, and groundwater sampling strategy to better define the affected soil and groundwater at the selected features.

Between September and December 2007, 25 additional groundwater monitoring wells at 11 locations across the Site were installed as part of the continued assessment to determine the lateral and vertical extents of affected groundwater and to obtain information on the possible effects of faulting on groundwater flow. The field activities at the Site included soil boring and sampling, well installation, development and initial groundwater sampling of the groundwater monitoring wells, and surveying activities. Groundwater samples were collected from September 2007 through January 2008. The groundwater analytical results from these activities are included as part of the fourth quarter 2007 groundwater monitoring reporting period (Tetra Tech, 2009a). Details of the installation activities are discussed in the Groundwater Installation and Sampling Report (Tetra Tech, 2010b).

1.2 CURRENT GROUNDWATER MONITORING PROGRAM

The current GMP (Groundwater Monitoring Program), outlined in the Revised Groundwater Sampling and Analysis Plan (Tetra Tech, 2003b), includes groundwater level measurements from 172 wells on a quarterly basis and water quality monitoring of 22 wells biennially, 51 wells annually, 15 wells semiannually, and 29 wells quarterly. The remaining 55 wells were identified as redundant and are not sampled. In addition to groundwater monitoring, surface water samples are collected, at a minimum, semiannually (during the second and fourth quarters of each year) from up to 18 locations. Groundwater and surface water samples are analyzed for VOCs, perchlorate, and 1,4-dioxane. Selected testing for metals, general minerals, natural attenuation parameters, and emerging contaminants is also performed.

Based on groundwater evaluations described in the Revised Groundwater Sampling and Analysis Plan (Tetra Tech, 2003b), Site wells were classified using VOC sampling results based on temporal trends, spatial distribution, and other qualitative criteria. Wells were classified as horizontal extent wells, vertical distribution wells, increasing contaminant trend wells, remedial monitoring wells, guard wells, and redundant wells. The primary criterion utilized in determining the sampling frequency was the well classification, as summarized in Table 1-1:

- Horizontal extent wells are used to assess the horizontal extent of chemicals of potential concern (COPC) and their plume shape. These wells are monitored on an annual basis.
- Vertical distribution wells are used to assess the vertical migration of COPCs and are monitored on a biennial basis.
- Increasing contaminant trend wells are monitored on an annual basis. However, the relative magnitude of the change and importance of the sampling point is evaluated in determining if an increase in monitoring frequency to semiannual is warranted.
- Guard wells are those wells used as an early warning to detect contaminants for protection of private and municipal wells. Guard wells are also those wells used to monitor possible off-site migration of affected groundwater. These wells are monitored on a semiannual basis.
- Redundant wells are not required to be sampled.
- Active groundwater remedial system wells are monitored on a semiannual basis, during periods of routine (i.e. normal and stable) remediation system operation. More frequent monitoring may be required during system startup.

- All newly installed monitoring wells are sampled on a quarterly basis for a minimum of one year to evaluate sample representativeness and well classification.

The results of the monitoring program are reported in two semiannual monitoring reports prepared after the completion of the second and fourth quarter monitoring events. Temporal trend analysis using Mann-Kendall and linear regression methods is performed on the primary COPCs and is presented in the first and second quarter monitoring report. Based on the results presented in this report, the monitoring program is reevaluated. The GMP was revised, as described in the Semiannual Groundwater Monitoring Report First Quarter and Second Quarter 2010 (Tetra Tech, 2010a), and presented in Table 1-1. Figure 1-3 shows the locations and frequency of groundwater and surface water sampling at the Site. A summary of monitoring well construction details is presented in Appendix C.

Table 1-1 Groundwater Quality Monitoring Frequency

Well	Formation Screened	Well Classification	Monitoring Frequency Q2 2010	Monitoring Frequency Q2 2011	Comments
EW-13	MEF	Plume Monitoring	Annual	Annual	Limited magnitude (probably) increasing trend (1,4-dioxane) (1)
F34-TW1	QAL	Plume Monitoring	Quarterly	Annual	Reclassification from new well to plume monitoring
MW-02	MEF	Plume Monitoring	Annual	Annual	
MW-05	QAL	Plume Monitoring	Annual	Annual	
MW-09	QAL	Plume Monitoring	Annual	Annual	
MW-13	QAL	Plume Monitoring	Annual	Annual	
MW-14	QAL	Plume Monitoring	Annual	Annual	
MW-17	QAL	Plume Monitoring	Annual	Annual	
MW-19	QAL	Plume Monitoring	Annual	Annual	Limited magnitude (probably) increasing trend (TCE, 1,1-DCE) (1)
MW-22	QAL	Plume Monitoring	Annual	Annual	
MW-26	MEF	Plume Monitoring	Annual	Annual	Limited magnitude (probably) increasing trend (1,1-DCE) (1)
MW-27	QAL	Plume Monitoring	Annual	Annual	
MW-28	QAL	Plume Monitoring	Semiannual	Annual	Limited magnitude increasing trend (TCE, 1,1-DCE, 1,4-dioxane, perchlorate) (1)
MW-29	MEF	Plume Monitoring	Annual	Annual	
MW-34	QAL	Plume Monitoring	Annual	Annual	
MW-35	QAL	Plume Monitoring	Annual	Annual	
MW-36	QAL	Plume Monitoring	Annual	Annual	
MW-40	MEF	Plume Monitoring	Annual	Annual	Limited magnitude (probably) increasing trend (TCE) (1)
MW-45	QAL	Plume Monitoring	Annual	Annual	
MW-46	QAL	Plume Monitoring	Semiannual	Annual	Limited magnitude (probably) increasing trend (TCE) (1)
MW-47	QAL	Plume Monitoring	Annual	Annual	
MW-49	QAL	Plume Monitoring	Annual	Annual	
MW-53	QAL	Plume Monitoring	Annual	Annual	
MW-54	QAL	Plume Monitoring	Annual	Annual	
MW-56C	QAL	Plume Monitoring	Annual	Annual	
MW-59B	MEF	Plume Monitoring	Annual	Annual	
MW-61B	MEF	Plume Monitoring	Annual	Annual	
MW-62A	QAL	Plume Monitoring	Annual	Annual	
MW-66	QAL	Plume Monitoring	Annual	Annual	
MW-69	QAL	Plume Monitoring	Annual	Annual	
MW-71B	QAL/MEF	Plume Monitoring	Semiannual	Annual	Limited magnitude increasing trend (perchlorate) (1)
MW-71C	MEF	Plume Monitoring	Annual	Annual	
MW-72B	MEF	Plume Monitoring	Annual	Annual	
MW-73B	MEF	Plume Monitoring	Annual	Annual	
MW-74C	MEF	Plume Monitoring	Annual	Annual	
MW-75B	QAL	Plume Monitoring	Annual	Annual	
MW-76B	QAL	Plume Monitoring	Annual	Annual	
MW-77B	MEF	Plume Monitoring	Annual	Annual	
MW-85B	MEF	Plume Monitoring	Quarterly	Annual	Reclassification from new well to plume monitoring
MW-86B	QAL/MEF	Plume Monitoring	Quarterly	Annual	Reclassification from new well to plume monitoring
MW-87B	MEF	Plume Monitoring	Quarterly	Annual	Reclassification from new well to plume monitoring
MW-88	QAL	Plume Monitoring	Quarterly	Annual	Reclassification from new well to plume monitoring
MW-89	QAL	Plume Monitoring	Quarterly	Annual	Reclassification from new well to plume monitoring, Limited magnitude (probably) increasing trend (Perchlorate) (1)
MW-91	MEF	Plume Monitoring	Quarterly	Annual	Reclassification from new well to plume monitoring, Limited magnitude increasing trend (1,4-dioxane) (1)
MW-92	MEF	Plume Monitoring	Quarterly	Annual	Reclassification from new well to plume monitoring
MW-93	MEF	Plume Monitoring	Quarterly	Annual	Reclassification from new well to plume monitoring
MW-94	MEF	Plume Monitoring	Quarterly	Annual	Reclassification from new well to plume monitoring
MW-95	MEF	Plume Monitoring	Quarterly	Annual	Reclassification from new well to plume monitoring
MW-101	QAL	Plume Monitoring	NA	Annual	Replacement well for MW-42
MW-102	QAL	Plume Monitoring	NA	Annual	Replacement well for MW-37
OW-01	QAL	Plume Monitoring	Annual	Annual	
OW-02	QAL	Plume Monitoring	Annual	Annual	
P-02	QAL	Plume Monitoring	Annual	Annual	
P-03	QAL	Plume Monitoring	Annual	Annual	
P-05	QAL	Plume Monitoring	Annual	Annual	
MW-01	MEF	Vertical Distribution	Biennial	Biennial	
MW-03	MEF	Vertical Distribution	Biennial	Biennial	
MW-06	QAL	Vertical Distribution	Biennial	Biennial	
MW-08	QAL	Vertical Distribution	Biennial	Biennial	
MW-11	QAL	Plume Monitoring	Biennial	Biennial	Backgorund well
MW-12	QAL	Plume Monitoring	Biennial	Biennial	Background well
MW-23	QAL	Vertical Distribution	Biennial	Biennial	
MW-31	Granite	Vertical Distribution	Semiannual	Biennial	Limited magnitude increasing trend (perchlorate) (1)
MW-32	Granite	Vertical Distribution	Biennial	Biennial	
MW-43	QAL	Vertical Distribution	Biennial	Biennial	
MW-48	QAL	Vertical Distribution	Biennial	Biennial	
MW-55	QAL	Vertical Distribution	Semiannual	Biennial	Limited magnitude increasing trend (TCE, perchlorate), (Probably) Increasing trend (1,1-DCE, 1,4-dioxane) (1)
MW-56A	MEF	Vertical Distribution	Biennial	Biennial	
MW-56B	QAL	Vertical Distribution	Biennial	Biennial	
MW-59A	MEF	Vertical Distribution	Biennial	Biennial	
MW-59D	MEF	Vertical Distribution	Semiannual	Biennial	Limited magnitude increasing trend (1,1-DCE, perchlorate) (1)
MW-61A	MEF	Vertical Distribution	Annual	Biennial	Reclassification from special interest well to vertical distribution
MW-61C	MEF	Vertical Distribution	Semiannual	Biennial	Limited magnitude increasing trend (TCE, 1,1-DCE) (1)
MW-71A	Granite	Vertical Distribution	Annual	Biennial	Reclassification from special interest well to vertical distribution
MW-72A	Granite	Vertical Distribution	Annual	Biennial	Reclassification from special interest well to vertical distribution
MW-72C	QAL	Vertical Distribution	Annual	Biennial	Reclassification from plume monitoring well to vertical distribution
MW-73A	MEF	Vertical Distribution	Annual	Biennial	Reclassification from special interest well to vertical distribution
MW-73C	QAL	Vertical Distribution	Annual	Biennial	Reclassification from plume monitoring well to vertical distribution
MW-74A	Granite	Vertical Distribution	Annual	Biennial	Reclassification from special interest well to vertical distribution
MW-74B	Granite	Vertical Distribution	Annual	Biennial	Reclassification from plume monitoring well to vertical distribution
MW-75A	MEF	Vertical Distribution	Biennial	Biennial	
MW-75C	QAL	Vertical Distribution	Biennial	Biennial	
MW-76C	QAL	Vertical Distribution	Biennial	Biennial	Limited magnitude (probably) increasing trend (TCE) (1)
MW-77A	MEF	Vertical Distribution	Biennial	Biennial	
MW-78	MEF	Vertical Distribution	Annual	Biennial	Reclassification from special interest well to vertical distribution

Notes:

(1) – Limited magnitude increasing or probably increasing trend refers to the change in the magnitude of the trend being less than 20% per year with respect to the sample mean.

QAL - Quaternary alluvium.
MEF - Mount Eden formation.
QAL/MEF - Quaternary alluvium / Mount Eden.
NA - Not available

Table 1-1 Groundwater Quality Monitoring Frequency (continued)

Well	Formation Screened	Well Classification	Monitoring Frequency 2010	Monitoring Frequency 2011	Comments
MW-79A	MEF	Vertical Distribution	Biennial	Biennial	
MW-79C	QAL	Vertical Distribution	Biennial	Biennial	
MW-80	MEF	Vertical Distribution	Semiannual	Biennial	TCE concentrations are stable, decrease to biennial
MW-81	MEF	Vertical Distribution	Biennial	Biennial	
MW-84A	MEF	Vertical Distribution	Quarterly	Biennial	Reclassification from new well to vertical distribution. Background well
MW-84B	MEF	Vertical Distribution	Quarterly	Biennial	Reclassification from new well to vertical distribution. Background well
MW-85A	MEF	Vertical Distribution	Quarterly	Biennial	Reclassification from new well to vertical distribution
MW-86A	MEF	Vertical Distribution	Quarterly	Biennial	Reclassification from new well to vertical distribution
MW-87A	MEF	Vertical Distribution	Quarterly	Biennial	Reclassification from new well to vertical distribution
MW-96	MEF	Plume Monitoring	Quarterly	Biennial	Reclassification from new well to plume monitoring well. Background well
MW-97	MEF	Plume Monitoring	Quarterly	Biennial	Reclassification from new well to plume monitoring well. Background well
MW-98A	MEF	Vertical Distribution	Quarterly	Biennial	Reclassification from new well to vertical distribution
MW-99	MEF	Vertical Distribution	Quarterly	Biennial	Reclassification from new well to vertical distribution
OW-08	QAL	Plume Monitoring	Biennial	Biennial	Background well
F33-TW2	QAL	MNA Monitoring	Quarterly	Semiannual	Change in MNA monitoring schedule, F-33 - Large rocket motor washout area
F33-TW3	QAL	MNA Monitoring	Quarterly	Semiannual	Change in MNA monitoring schedule, F-33 - Large rocket motor washout area
F33-TW6	QAL	MNA Monitoring	Quarterly	Semiannual	Change in MNA monitoring schedule, F-33 - Large rocket motor washout area
F33-TW7	QAL	MNA Monitoring	Quarterly	Semiannual	Change in MNA monitoring schedule, F-33 - Large rocket motor washout area
IW-04	QAL	Remedial Well	Semiannual	Semiannual	Increasing trend (TCE, 1,1-DCE)
MW-07	QAL	Plume Monitoring	Annual	Semiannual	(Probably) Increasing trend (TCE, Perchlorate)
MW-15	QAL	Guard Well	Semiannual	Semiannual	
MW-18	QAL	Guard Well	Semiannual	Semiannual	
MW-60A	MEF	Vertical Distribution	Semiannual	Semiannual	Increasing trend (TCE, 1,1-DCE, 1,4-dioxane, perchlorate) and continue to be sampled for lead annually
MW-60B	MEF	Plume Monitoring	Semiannual	Semiannual	Increasing trend (1,4-dioxane)
MW-67	QAL	Guard Well	Semiannual	Semiannual	Increasing trend (1,4-dioxane)
MW-68	QAL	Plume Monitoring	Semiannual	Semiannual	Increasing trend (perchlorate, 1,4-dioxane), (Probably) Increasing trend (1,1-DCE),
MW-70	QAL	MNA Monitoring	Quarterly	Semiannual	Change in MNA monitoring schedule, F-33 - Large rocket motor washout area, (Probably) Increasing trend (1,4-dioxane)
MW-76A	MEF	Vertical Distribution	Biennial	Semiannual	Increasing trend (1,4-dioxane)
MW-82	QAL	MNA Monitoring	Quarterly	Semiannual	Change in MNA monitoring schedule, F-33 - Large rocket motor washout area
MW-83	QAL	MNA Monitoring	Quarterly	Semiannual	Change in MNA monitoring schedule, F-33 - Large rocket motor washout area
MW-90	QAL	Plume Monitoring	Quarterly	Semiannual	Reclassification from new well to plume monitoring, Increasing trend (TCE)
MW-98B	MEF	Plume Monitoring	Quarterly	Semiannual	Reclassification from new well to plume monitoring, Increasing trend (TCE, 1,1-DCE)
MW-100	Granite	Guard Well	Quarterly	Semiannual	Reclassification from new well to guard well
EW-01	QAL	Remedial Well	Suspend	Suspend	Suspend pending GW remedial action
EW-02	QAL	Remedial Well	Suspend	Suspend	Suspend pending GW remedial action
EW-08	MEF	Redundant	Suspend	Suspend	Redundant with EW-13, MW-24, MW-61B
EW-09	MEF	Redundant	Suspend	Suspend	Redundant with EW-13, MW-24, MW-61B
EW-10	MEF	Redundant	Suspend	Suspend	Redundant with EW-13, MW-24, MW-61B
EW-11	MEF	Redundant	Suspend	Suspend	Redundant with EW-13, MW-24, MW-61B
EW-12	MEF	Redundant	Suspend	Suspend	Redundant with EW-13, MW-24, MW-61B
EW-14	QAL/MEF	Redundant	Suspend	Suspend	Redundant with EW-13, MW-24, MW-61B
EW-15	MEF	Redundant	Suspend	Suspend	Redundant with EW-13, MW-24, MW-61B
EW-16	MEF	Redundant	Suspend	Suspend	Redundant with EW-13, MW-24, MW-61B
EW-18	MEF	Redundant	Suspend	Suspend	Redundant with EW-13, MW-24, MW-61B
IW-01	QAL	Remedial Well	Suspend	Suspend	Suspend pending GW remedial action
IW-02	QAL	Remedial Well	Suspend	Suspend	Suspend pending GW remedial action
IW-03	QAL	Remedial Well	Suspend	Suspend	Suspend pending GW remedial action
IW-05	QAL	Remedial Well	Suspend	Suspend	Suspend pending GW remedial action
MW-04	QAL	Redundant	Suspend	Suspend	Redundant with MW-34
MW-10	QAL	Redundant	Suspend	Suspend	Redundant with MW-27
MW-20	QAL	Redundant	Suspend	Suspend	Redundant with location MW-28
MW-21	QAL	Redundant	Suspend	Suspend	Well Destroyed 11/2009
MW-24	MEF	Redundant	Suspend	Suspend	Well Destroyed 11/2009
MW-30	QAL	Redundant	Suspend	Suspend	Redundant with MW-23
MW-37	QAL	Plume Monitoring	Annual	Suspend	Well Destroyed 11/2009, replaced with MW-102
MW-38	MEF	Redundant	Suspend	Suspend	Redundant with OW-08, outside Plume Monitoring Area
MW-39	QAL	Redundant	Suspend	Suspend	Redundant with MW-56C
MW-41	MEF	Redundant	Suspend	Suspend	Redundant with MW-62A
MW-42	QAL	Plume Monitoring	Annual	Suspend	Well Destroyed 11/2009, replaced with MW-101
MW-44	QAL	Redundant	Suspend	Suspend	Redundant with MW-66
MW-50	QAL	Redundant	Suspend	Suspend	Redundant with MW-53
MW-51	QAL	Redundant	Suspend	Suspend	Redundant with MW-58D
MW-52	QAL	Redundant	Suspend	Suspend	Redundant with MW-49
MW-56D	QAL	Redundant	Suspend	Suspend	Redundant with MW-56B and MW-56C
MW-57A	QAL	Redundant	Suspend	Suspend	Redundant with MW-56C
MW-57B	QAL	Redundant	Suspend	Suspend	Redundant with MW-56B
MW-57C	QAL	Redundant	Suspend	Suspend	Redundant with MW-56B
MW-57D	QAL	Redundant	Suspend	Suspend	Redundant with MW-56C
MW-58A	QAL	Redundant	Suspend	Suspend	Redundant with MW-56B and MW-56D
MW-58B	QAL	Redundant	Suspend	Suspend	Redundant with MW-56C
MW-58C	QAL	Redundant	Suspend	Suspend	Redundant with MW-56C
MW-58D	QAL	Redundant	Suspend	Suspend	Redundant with MW-56D
MW-59C	MEF	Redundant	Suspend	Suspend	Redundant with MW-59A
MW-61D	MEF	Redundant	Suspend	Suspend	Redundant, suspend pending GW remedial action
MW-62B	QAL	Redundant	Suspend	Suspend	Redundant with MW-62A
MW-63	QAL	Redundant	Suspend	Suspend	Redundant with MW-28
MW-64	QAL	Remedial Monitoring	Suspend	Suspend	Redundant, suspend pending GW remedial action
MW-65	QAL	Remedial Monitoring	Suspend	Suspend	Redundant, suspend pending GW remedial action
OW-03	QAL	Redundant	Suspend	Suspend	Redundant with MW-56A
OW-05	QAL	Redundant	Suspend	Suspend	Redundant with MW-12
OW-06	QAL	Redundant	Suspend	Suspend	Redundant with MW-08
OW-07	QAL	Redundant	Suspend	Suspend	Redundant with MW-08
P-04	QAL	Redundant	Suspend	Suspend	Redundant with MW-12

Notes:

(1) – Limited magnitude increasing or probably increasing trend refers to the change in the magnitude of the trend being less than 20% per year with respect to the sample mean.

QAL - Quaternary alluvium.

QAL/MEF - Quaternary alluvium / Mount Eden.

MEF - Mount Eden formation.

NA - Not available

X:\GIS\Lockheed S1 QSQ410\Wells_Sampling.mxd

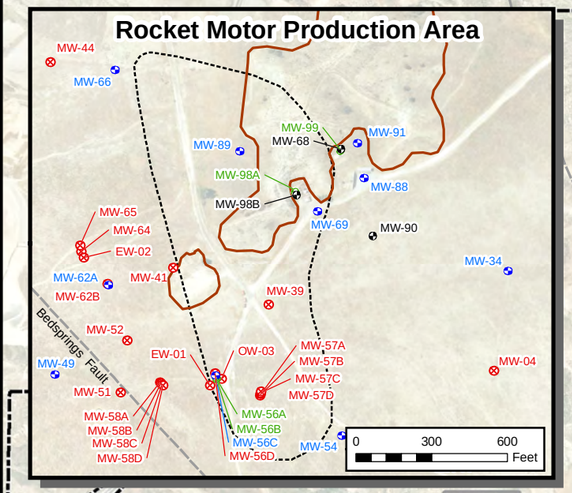

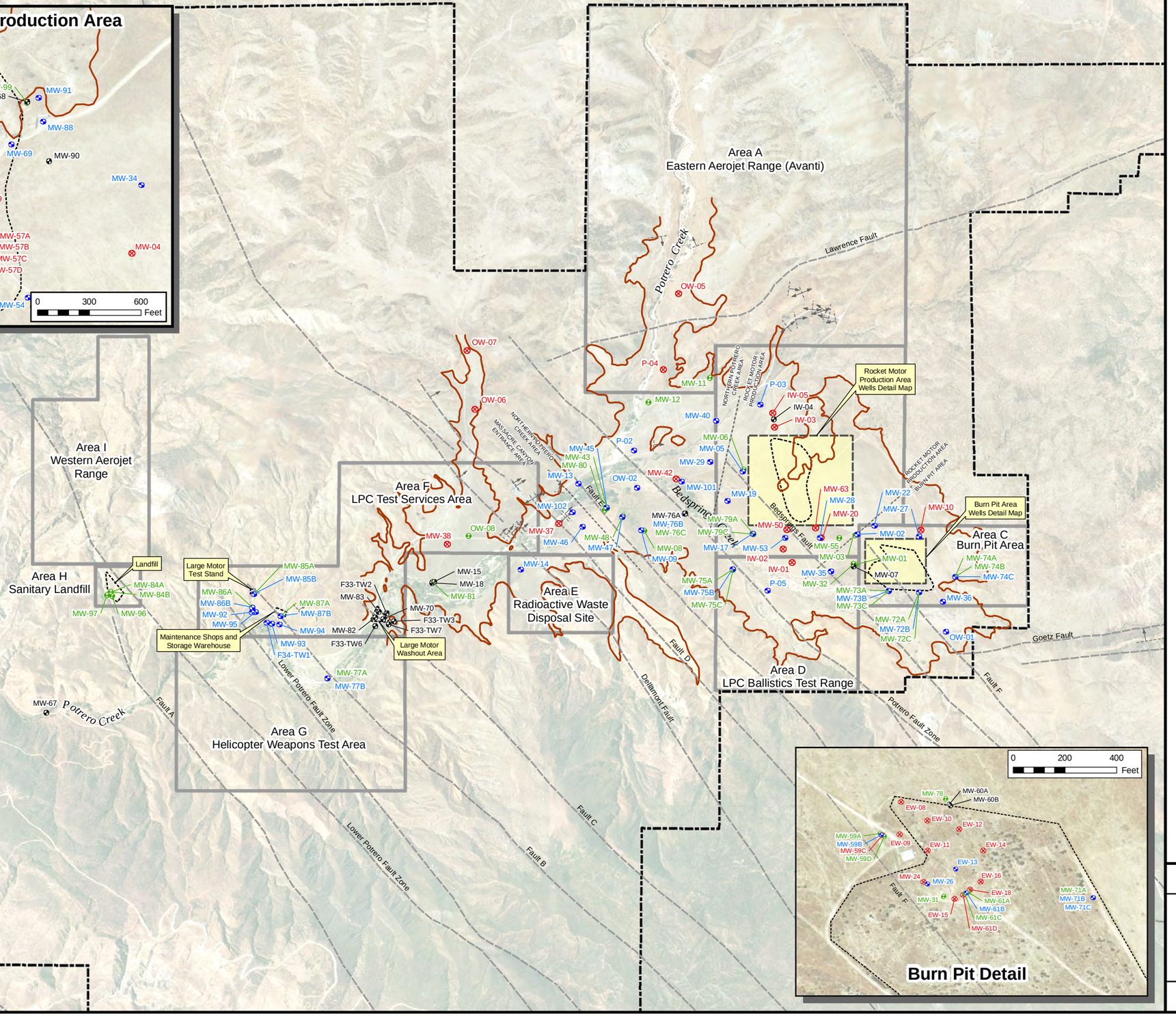

N

0 1,000 2,000 Feet

Adapted from: March 2007 aerial photograph.

Faults from structural analysis of Potrero Valley, *Lineament and Geologic Mapping Study, Tetra Tech, 2009.*

LEGEND

Well Sampling Frequency

- Semiannual
- Annual
- Biennial
- Redundant or Replaced (not sampled)

- Fault, Accurately Located Showing Dip
- Fault, Approximately Located
- Bedrock/Alluvium Surface Contact
  Dashed where inferred
- Beaumont Site 1 Property Boundary
- Historical Operational Area Boundary

Notes: Beaumont Site 1 property boundary is approximate.

Beaumont Site 1

Figure 1-3

Water Quality Monitoring Locations and Sampling Frequency

TETRA TECH

2.0 CONCEPTUAL SITE MODEL

Section 2 is divided into four subsections: physical setting, geology, hydrogeology, and distribution of affected groundwater. The following subsections describe the CSM prior to the Third Quarter 2009 groundwater monitoring event. While the current CSM is the most accurate representation based on data collected thus far, it should be noted that the CSM will be revised as necessary when additional data or information is acquired.

2.1 PHYSICAL SETTING

The Site is located south of the city of Beaumont, in a semi-arid region, at the northern end of the Peninsular Ranges Geomorphic Province (Harden, 1998). The Peninsular Ranges Province is dominated by a series of northwest-oriented mountain ranges extending from the Baja California Peninsula north to the Transverse Ranges, near the San Jacinto and San Bernardino Mountains. Locally the Site is located in a small valley (known as San Jacinto Nuevo y Potrero) in the northeastern foothills of the San Jacinto Mountains (Figure 2-1) [Radian, 1990]. The San Jacinto Nuevo y Potrero valley extends from the San Gorgonio Pass to the San Jacinto Valley and decreases approximately 1,000 feet in elevation from north to south. Southwest of San Jacinto Nuevo y Potrero valley, the topographic gradient of the valley steepens toward Massacre Canyon and flattens out when it reaches the San Jacinto Valley.

X:\GIS\Lockheed S1 Q3Q4\10\TOPO.mxd

R1W R1E

T3S T4S

T4S T3S

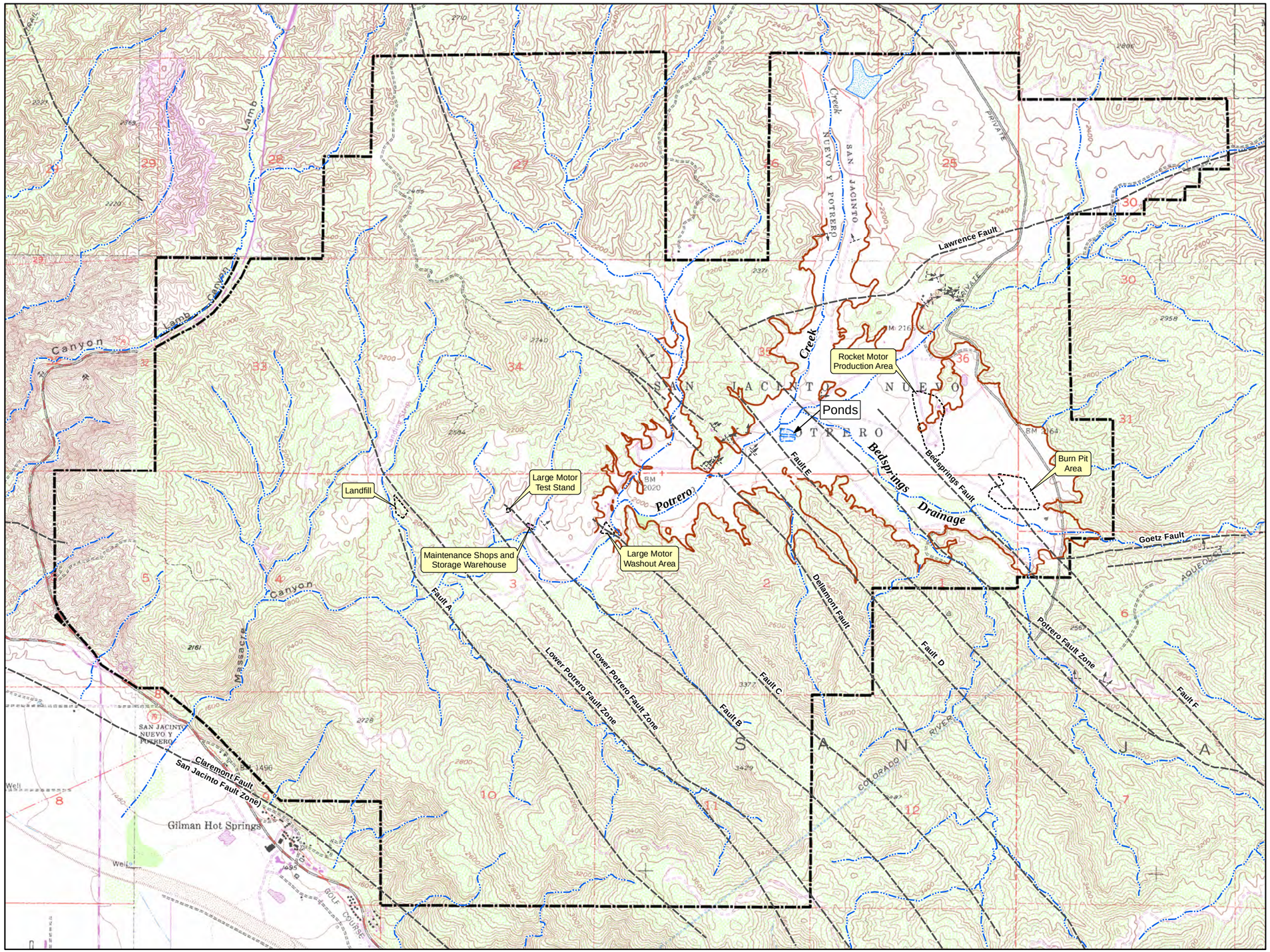

0 1,250 2,500 Feet

Adapted from:

USGS 7.5' Topographic Quadrangles, El Casco, Lakeview, San Jacinto, and Beaumont.

Faults from structural analysis of Potrero Valley, *Lineament and Geologic Mapping Study, Tetra Tech, 2009.*

LEGEND

- Bedrock/Alluvium Surface Contact (Dashed where inferred)
- Fault, Accurately Located Showing Dip
- Fault, Approximately Located
- Intermittent Creek/Drainage
- Source Areas
- Beaumont Site 1 Property Boundary

Note: Beaumont Site 1 property boundary is approximate.

Beaumont Site 1

Figure 2-1
Physical Setting

TETRA TECH

2.1.1 Precipitation

Southern California has a Mediterranean climate which is characterized by mildly wet winters and warm to hot, dry summers. The Site is located within interior climate zones characterized by continental air mass influencing the climate with little influence from the ocean. The wettest months at the Site are December through March. The Riverside County Flood Control District has two weather stations in the general area of the Site: the Beaumont National Weather Service (NWS) station and the San Jacinto NWS station. The locations of the stations are included in Figure 1-1. Table 2-1 presents a monthly and annual summary of the precipitation data. Figure 2-2 presents the long-term average and total annual precipitation for the two weather stations for the period of record. Figure 2-3 presents the long term average annual precipitation for the two weather stations for the period of record and the total annual precipitation for each station for the last ten years.

Table 2-1 Summary of Precipitation – Beaumont and San Jacinto NWS Monitoring Stations

Beaumont NWS Monitoring Station (for the years 1888 - 2010)														
Precipitation (inches)	**Jan.**	**Feb.**	**Mar.**	**Apr.**	**May**	**Jun.**	**Jul.**	**Aug.**	**Sep.**	**Oct.**	**Nov.**	**Dec.**	**Mean Monthly**	**Annual Total**
Mean	2.85	2.91	2.47	1.03	0.51	0.09	0.09	0.23	0.28	0.63	1.15	2.08	1.19	14.32
Median	1.85	2.33	1.59	0.52	0.10	0.00	0.00	0.00	0.00	0.10	0.76	1.51	1.13	13.60
Maximum	18.80	12.81	11.20	9.10	4.83	1.70	2.10	2.80	4.41	6.82	4.99	14.43	2.90	34.80
Minimum	0.00	0.00	0.00	0.00	0.00	0.00	0.00	0.00	0.00	0.00	0.00	0.00	0.17	2.04
2010 year to date (December 2010)	4.76	3.08	0.65	1.58	0.07	0.00	0.01	0.04	0.02	3.84	1.46	10.20	2.14	25.71
San Jacinto NWS Monitoring Station (for the years 1888 - 2010)														
Precipitation (inches)	**Jan.**	**Feb.**	**Mar.**	**Apr.**	**May**	**Jun.**	**Jul.**	**Aug.**	**Sep.**	**Oct.**	**Nov.**	**Dec.**	**Mean Monthly**	**Annual Total**
Mean	2.18	2.13	1.88	0.82	0.35	0.06	0.10	0.20	0.29	0.54	0.92	1.54	0.92	11.00
Median	1.55	1.57	1.30	0.42	0.10	0.00	0.00	0.00	0.00	0.15	0.65	1.09	0.87	10.16
Maximum	13.70	10.30	7.80	6.89	3.40	1.00	1.50	2.32	4.73	5.64	6.47	11.29	2.34	28.03
Minimum	0.00	0.00	0.00	0.00	0.00	0.00	0.00	0.00	0.00	0.00	0.00	0.00	0.00	0.00
2010 year to date (December 2010)	3.93	2.09	0.29	0.65	0.18	0.00	0.00	0.61	0.00	1.53	0.84	8.29	1.53	18.41

Notes:
NWS - National Weather Service.

The long term average annual precipitation for the period between 1888 and 2010 is 14.32 inches and 11.00 inches for the Beaumont and San Jacinto NWS respectively. The average annual precipitation during the period between 1888 and 1940 was 18.88 inches and 12.04 inches for the Beaumont and San Jacinto NWS respectively, and the average annual precipitation for the period between 1940 and 1980, encompassing the period of on-site activities, was 6.53 inches and 8.96 inches for the Beaumont and San Jacinto NWS respectively.

Figure 2-2 Annual Precipitation Since 1888

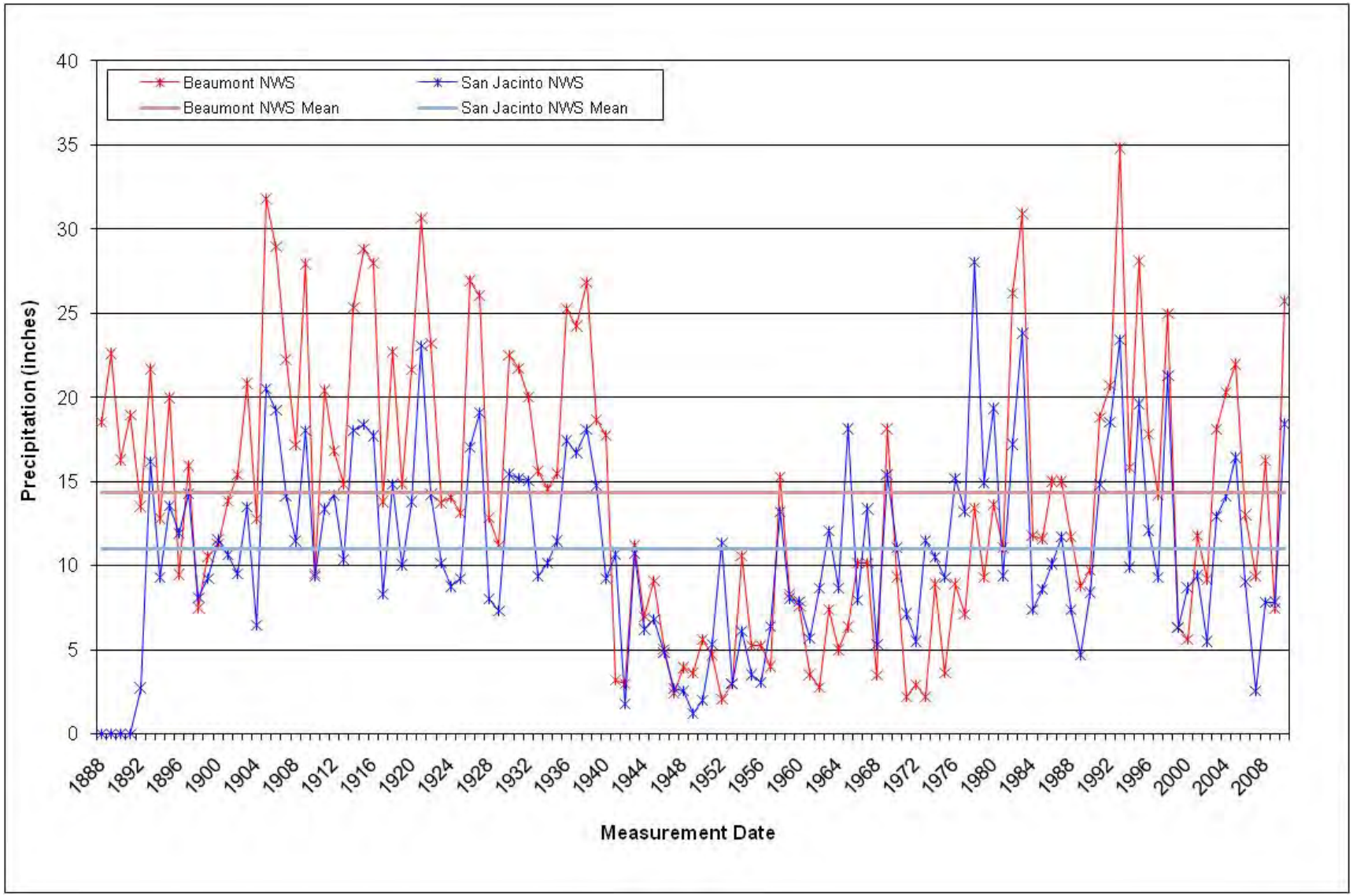

NWS – National weather station

Figure 2-3 Annual Precipitation For The Past Ten Years

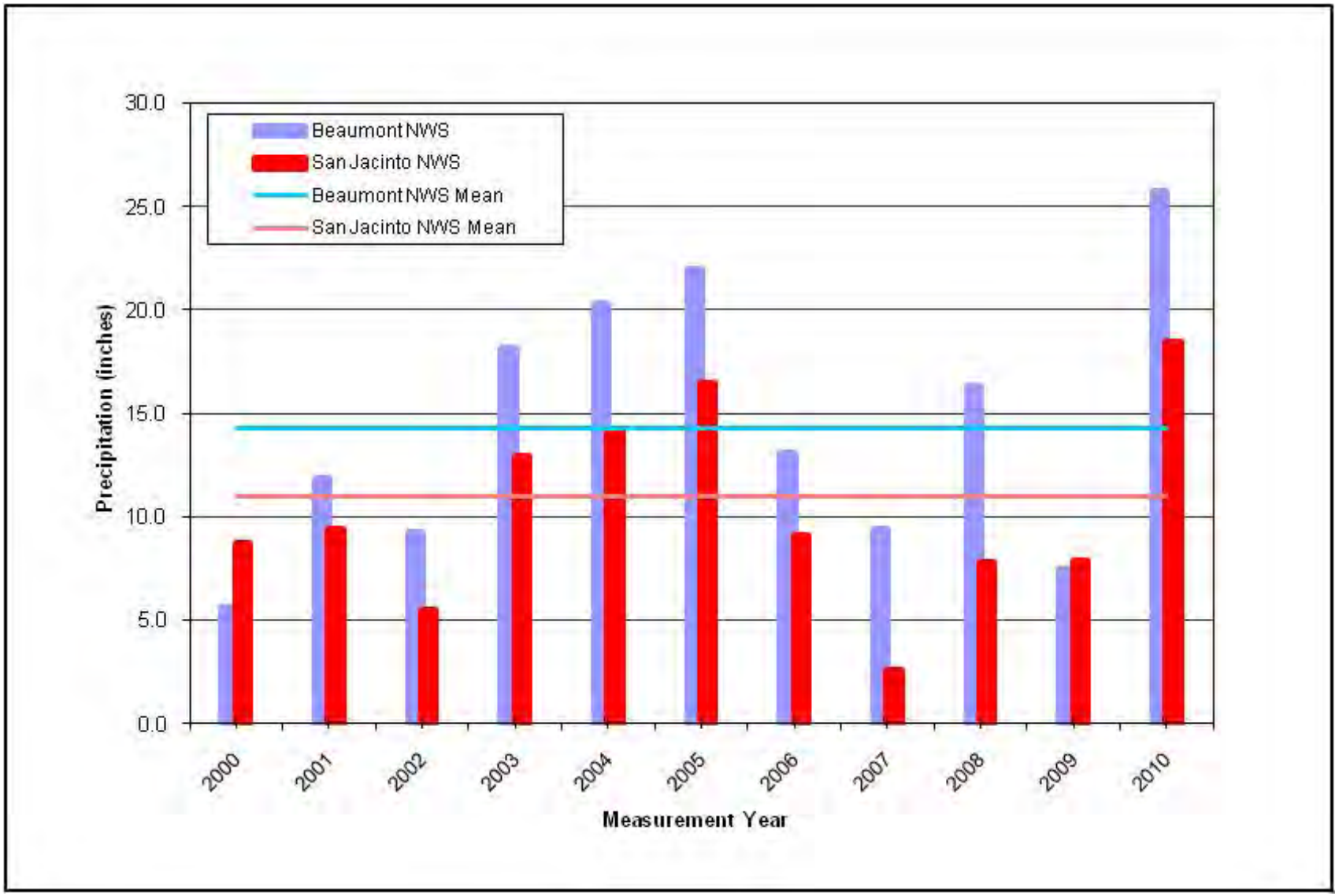

NWS – National weather station

Since 1980 the average annual precipitation has been above the long-term average (16.31 inches and 12.13 inches for the Beaumont and San Jacinto NWS respectively) with oscillating periods of drought and heavy precipitation including the highest recorded annual rainfall in 1993 (34.8 inches Beaumont NWS).

The prolonged period of below average precipitation that existed between 1940 and 1980 would have caused the groundwater elevations on the Site to have been below their present levels during the period of Site activities between 1960 and 1974.

2.1.2 Surface Water

The San Jacinto Nuevo y Potrero valley watershed is approximately 35 square miles and drains in a southwestern direction (Tetra Tech, 2002). The valley is roughly triangular in shape, and the valley floor covers approximately 800 acres. The valley is primarily drained by Potrero Creek, an ephemeral stream which follows the valley from north to south before turning southwest to pass through Massacre Canyon toward its convergence with the San Jacinto River. Potrero Creek is fed by local tributary drainage and storm water runoff from the city of Beaumont as well as other ephemeral streams in the southern and eastern portions of the Site. The largest of the tributary drainages is Bedsprings Creek, which is located southwest of the former RMPA and former BPA. In general, creeks are dry except during and immediately after periods of rainfall. However, springs and seeps occur in and adjacent to Potrero Creek in the western portion of the Site (Figure 2-1).

Numerous springs (as many as 50) were located in the valley prior to construction of the San Jacinto tunnel (located approximately 4,000 feet southeast and 500 feet lower in elevation than the former BPA) [Ransome, 1932; Leighton and Associates, 1983b]. It was reported that the number of springs in the valley was significantly reduced following completion of the tunnel in the 1930s.

Currently, there are two man-made ponds at the Site (Figure 2-1). The ponds were constructed in an area of shallow groundwater east of the Potrero Fault and appear to be sustained by a localized upward flow of groundwater within the pond excavations (Radian, 1992; Tetra Tech, 2002).

2.2 GEOLOGY

The following subsections describe the regional and local geology in the area of the Site based on previous investigations and reports.

2.2.1 Regional Geology

Regional geology and stratigraphy in the Site vicinity was mapped by Dibblee (1981) [Figure 2-4]. Geologic units present in the area, from youngest to oldest, include: the Mesozoic granitic/Paleozoic to middle Mesozoic age metasedimentary (Granitic/Metasedimentary) basement complex rocks; sedimentary deposits of the Pliocene to Pleistocene age Mount Eden Formation; overlain by the sedimentary San Timoteo Formation; and Quaternary alluvium (Radian, 1990).

2.2.2 Local Geology

The distribution of geologic units at the Site are consistent with the regional geologic mapping performed by Dibblee (1981) and Morton (Tetra Tech, 2010a, Appendix L). In general, there are 4 stratigraphic units that exist beneath the Site which are described below from youngest to oldest: Quaternary alluvium, the San Timoteo formation, the Mount Eden formation (weathered and unweathered portions), and the Granitic/Metasedimentary basement complex. A geologic cross section location map is presented in Figure 2-5. Figure 2-6 presents a cross section situated down the axis of the contaminant plume, and illustrates the subsurface geology showing the inferred contacts between the granite/metamorphic basement complex and the Mount Eden Formation and overlying alluvium. Faults are projected through the site based on recent mapping conducted by Douglas Morton (Tetra Tech, 2010a, Appendix L). Figures 2-7 through 2-12 present cross sections of the geologic contact of the Mount Eden Formation and the overlying alluvium along lines approximately perpendicular to cross-section A-A'(Figure 2-6).

Quaternary Alluvium

Quaternary alluvium was deposited as a result of erosion and subsequent infilling of channels in older underlying rocks, predominantly the Mount Eden Formation (Radian, 1992). The present day surface of the alluvium within the valley slopes gently towards existing stream channels and is then incised about 5 to 15 feet along Bedsprings Creek and its tributaries and up to 30 feet or more in the northern portion of Potrero Creek. The alluvium extends laterally to the edges of valley and up stream channels to the north and a short distance up the stream channels on the south and east sides of the valley. To the southwest, alluvium becomes narrower along Potrero Creek towards the entrance of Massacre Canyon and is not present in lower reaches of the canyon where the stream course is less than 50-feet wide (Radian, 1992).

At the Site, alluvium is predominantly sand and silty sand with interbedded gravels, sands, silts, and clays, with the predominant lithologies being sand and silty sand (Radian, 1992). In general, the base of the alluvium is predominately coarser grained intermixed with silt and/or clay and finer grained material at shallower depths. In northern and western portions of the valley, the alluvium is finer grained where source material is the finer grained San Timoteo Formation (a very fine-grained siltstone to medium-grained silty sand). In the northeastern portion of the valley where the source material is the Mount Eden Formation or granite/metamorphic basement rocks, the alluvium is generally fine to coarse grained.

As expected with alluvial deposits, the lithology is laterally heterogeneous and inferred lenses occur which usually cannot be correlated between borings. Coarse grained materials including pebbles and gravels are present at various depths and tend to be more prominent towards the center of the valley than on the fringes. In the eastern portion of the Site, near the former RMPA and former BPA, fine grained sediments including silts and sandy silts, ranging in thickness from 10 to 25 feet, were observed in shallow alluvium. In addition, a 10- to 15-foot clay layer was observed in the central portion of the valley near the convergence of Potrero Creek and Bedsprings Creeks.

San Timoteo Formation

The San Timoteo formation (Domenico, 1931), of Upper Pliocene or Pleistocene age (Dibblee, 1981), is primarily composed of poorly indurated, greenish-gray interbedded sandstone, siltstone, shale, claystone, and minor conglomerates (Leighton and Associates, 1983a). The San Timoteo formation crops out at higher elevations north of the Potrero Valley. The San Timoteo formation is not present in the main portion of the valley and is therefore not significant in the local geologic setting of the Site.

Mount Eden Formation

The varying thickness of the Mount Eden Formation at the Site is the result of faulting and erosional topography of the pre-Pliocene bedrock surface (Radian, 1992). Similarly, the irregular Mount Eden Formation/alluvium contact is a result of erosional features combined with displacement and/or offset from faulting in the area.

Stratigraphic information for the Mount Eden Formation is primarily limited to the former BPA and former RMPA since only a few borings west of the former RMPA (topographically and hydro-geologically downgradient) have penetrated the unit. Where exposed, the Mount Eden Formation forms steep sided ridges around the perimeter of the valley. Where encountered in boreholes, the Mount Eden Formation varies from consolidated to loose and is similar to the overlying alluvium. Locally, the Mount Eden Formation is primarily fine to coarse-grained, reddish to reddish-gray sandstone with isolated

gravelly lenses. Beneath the former BPA and near the former RMPA, similar rounded or flat-topped steep-sided ridges extend into the valley in the subsurface.

Granitic and Metasedimentary Rocks

The basement complex is composed of metasedimentary and granitic rocks which underlie the entire site. The granitic and metasedimentary rocks are exposed in the hills to the north, south, and east and along the eastern side of the Potrero Valley. Previous studies in the region have reported that the metasedimentary and granitic rocks are fractured and jointed due to faulting in the area.

The metasedimentary rocks primarily consist of foliated, gray, micaceous schists and pink to gray gneiss along with some marble and quartzite (Radian, 1992). The metasedimentary rocks are the oldest rock unit at the Site and occur as isolated exposures within the granitic rocks. The metasedimentary rocks are exposed at two small areas along the southeast and northwest edges of the valley. The Mesozoic granitic basement rocks consist primarily of granodiorite and quartz diorite described by Miller (1944) as the San Jacinto Granodiorite. The granitic rocks which are exposed primarily in the eastern and southern portions of the valley originated as intrusions into the older metasedimentary rocks. The granitic rocks are directly overlain by the San Timoteo formation in the northern part of the site and by Quaternary age alluvium in the northeastern portion of the valley. In the southern and western portions of the valley, the granitic basement material is directly overlain by the Mount Eden formation.

X:\GIS\Lockheed S1 03\Q4\01\Geology.mxd

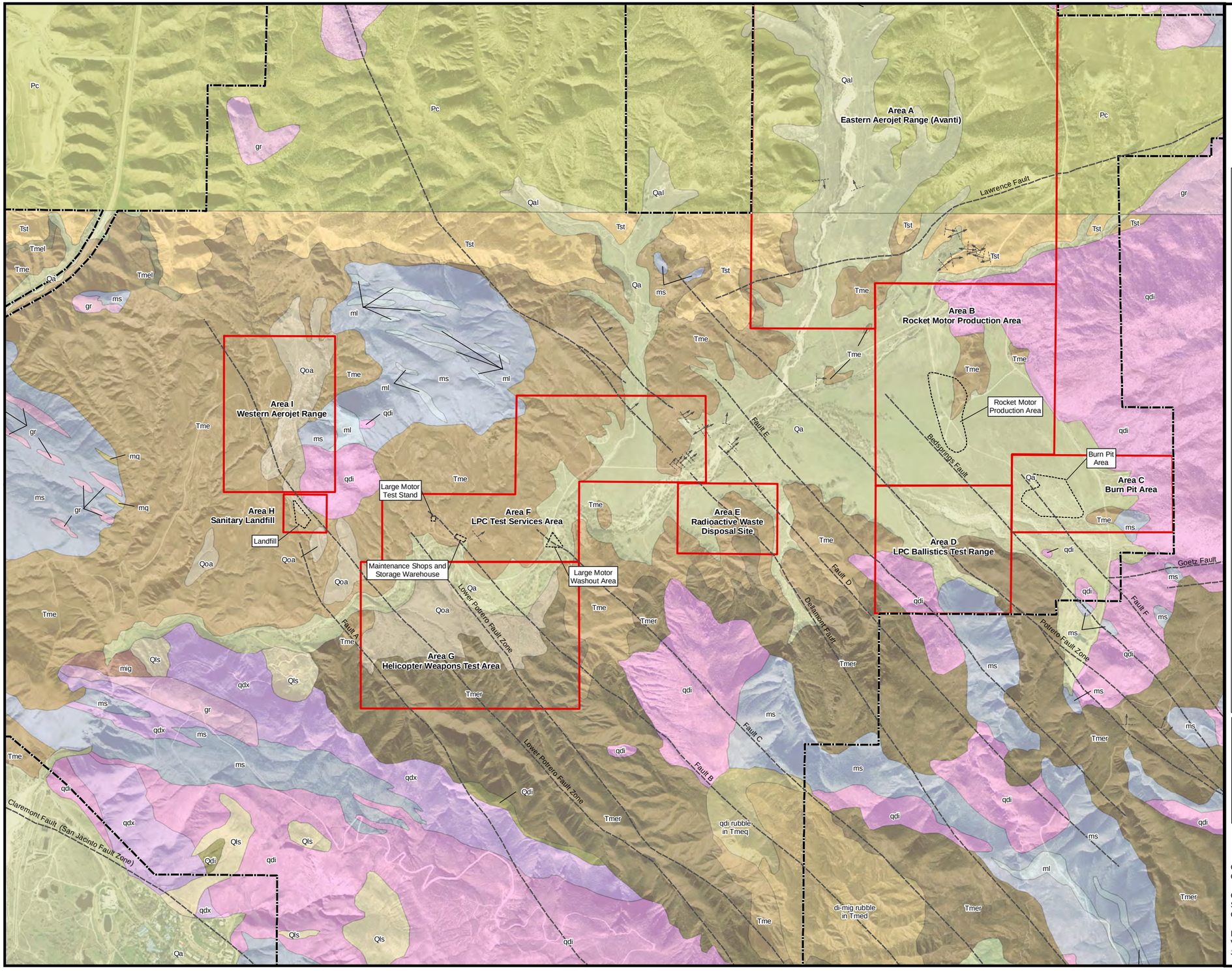

0 1,000 2,000 Feet

LEGEND

- Fault, Accurately Located Showing Dip
- Fault, Approximately Located
- Source Areas
- Beaumont Site 1 Property Boundary
- Historical Operational Unit Boundary

Geology from Dibblee, 2003

SURFICIAL SEDIMENTS

Alluvial sediments, unconsolidated, undissected

- Qa — Alluvial sand and clay of valley areas, covered by gray soil, includes stream channel gravel and sand in mountain area

LANDSLIDE DEBRIS

- Qls — Landslide of rock rubble

OLDER SURFICIAL SEDIMENTS

Dissected older alluvial deposits, slightly indurated, undeformed, late Pleistocene age

- Qoa — Alluvial gravel and sand of low terrace remnants Qog Alluvial gravel and sand of high terrace remnants

SAN TIMOTEO FORMATION

(of Frick, 1921), only lowest part exposed at north border in this quadrangle, weakly lithified; age, Pliocene

- Tst — Sandstone, light gray to tan, arkosic, includes thin layers and interbeds of gray cobble - pebbled conglomerate of mostly granitic detritus

MOUNT EDEN FORMATION

(of Fraser, 1931), moderately lithified, derived from basement rocks of San Jacinto Mountains; age upper Miocene

- Tme — Sandstone, light orange - red, bedded, arkosic, includes thin layers of reddish claystone and lenses of pebble - cobble conglomerate, gray, of unsorted boulders and cobbles of granitic rocks (qdi), lower part west of Massacre Canyon includes much pebble-cobble conglomerate
- Tmer — Conglomerate - fanglomerate, reddish gray-brown of poorly to unsorted sub-granitic (qdi and qdx) detritus in sandy matrix, vaguely bedded

PLUTONIC ROCKS

Medium grained holocrystalline granitic rocks of San Jacinto Mountains, part of Peninsular Range batholith, of Cretaceous age

- gr — Granite of Mount Eden (of Morton and Matti, 2001, granite to quartz monzonite, eucocratic, graywhite, hard, massive, of quartz, potassic feldspar and sadie plagioclase feldspar in nearly equal amounts, and less than 5% mica, mostly muscovite; intrusive as large pod into unit xqd at Massacre Canyon and as small pods in ms to northwest
- qdi — Quartz diorite, ranges to granodiorite, leucocratic light gray, composed of about 1/3 quartz, 1/2 sadie plagioclase feldspar, less than 1/4 potassic feldspar, and 5-10% biotite, minor hornblende, massive to faintly gneissoid, contains few small dark gray discoid inclusions (xenoliths); most widespread rock of San Jacinto Mountains
- qdx — Quartz diorite, gray, massive to gneissoid, composed of about 1/4 quartz, 1/2 sadie plagioclase feldspar, less than 1/4 potassic feldspar, 5-15% biotite and hornblende; contains few to abundant dark gray discoid inclusions (xenoliths) oriented parallel to gneissoid structure of rock; includes migmatized remnants of schist-gneiss (ms) in many places

METASEDIMENTARY ROCKS

Rocks crystallized at depth from deformed sedimentary rocks, mostly argillaceous, of Paleozoic? of Mesozoic? age

- ml — Marble, white to light gray, fine-grained crystallized from limestone or dolomite
- ms — Schist, dark gray, fine-grained, foliated, of mica (mostly biotite), feldspar and quartz, in some areas in part crystallized to fine grained gneiss

Geology from California Division of Mines and Geology, 1966

- Qal — Alluvium
- Pc — Undivided Pliocene nonmarine
- gr — Mesozoic granitic rocks
- ms — Pre-Cretaceous metasedimentary rocks

Note: Beaumont Site 1 property boundary is approximate.

Adapted from:

Geologic Map of the San Jacinto Quadrangle, Thomas W. Dibblee, Jr. 2003

Geologic Map of California - Santa Ana Sheet, California Division of Mines and Geology, 1966.

Faults from structural analysis of Potrero Valley, *Lineament and Geologic Mapping Study, Tetra Tech, 2009.*

Beaumont Site 1

Figure 2-4

Regional Geology

TETRA TECH

X:\GIS\Lockheed S1 Q3Q4\10\X-Sect 1 (1of4).mxd

Area B
Rocket Motor Production Area

Rocket Motor Production Area

Area C
Burn Pit Area

Area D
LPC Ballistics Test Range

Burn Pit Area

ROCKET MOTOR PRODUCTION AREA

BURN PIT AREA

Bedsprings Creek

Bedsprings Fault

Fault F

Goetz Fault

A' B' C' D' E' F'

MW-01 MW-02 MW-03 MW-04 MW-07 MW-10 MW-20 MW-21 MW-22 MW-23 MW-24 MW-26 MW-27 MW-28 MW-30 MW-31 MW-32 MW-34 MW-35 MW-36 MW-39 MW-50 MW-53 MW-54 MW-55 MW-56A MW-56B MW-56C MW-56D MW-57A MW-57B MW-57C MW-57D MW-59A MW-59B MW-59C MW-59D MW-60A MW-60B MW-61A MW-61B MW-61C MW-61D MW-63 MW-68 MW-69 MW-71A MW-71B MW-71C MW-72A MW-72B MW-72C MW-73A MW-73B MW-73C MW-74A MW-74B MW-74C MW-78

EW-08 EW-09 EW-10 EW-11 EW-12 EW-13 EW-14 EW-15 EW-16 EW-17 EW-18

VEW-6 VEW-8 VEW-10 VEW-11

VMW-1 VMW-2 VMW-3 VMW-4 VMW-5 VMW-6 VMW-7 VMW-8 VMW-9 VMW-10 VMW-11 VMW-12 VMW-13 VMW-14 VMW-15 VMW-16 VMW-18 VMW-18A VMW-19 VMW-20 VMW-21 VMW-22

VRW-1 VRW-2 VRW-3

DH-7 IW-01 OW-01 OW-03 W-5

LEGEND

- Boring Location
- Well Location
- Cross Section Location
- Bedrock/Alluvium Surface Contact (Dashed where inferred)
- Fault, Approximately Located
- Historical Operational Area Boundary

0 200 400 Feet

Adapted from:
March 2007 aerial photograph.

Faults from structural analysis of Potrero Valley, *Lineament and Geologic Mapping Study, Tetra Tech, 2009*

Beaumont Site 1

Figure 2-5
Cross Section Location Map
(sheet 1 of 4)

TETRA TECH

X:\GIS\Lockheed S1 Q3Q4\10\X-Sect 2 (2of4).mxd

H'
G'
E'
F'
H
I
G
F
E
D
C

MW-11
MW-40
W1-3
W1-4
MW-29
MW-42
MW-06
MW-05
MW-65
MW-64
EW-02
MW-62A
MW-62B
MW-41
MW-19
MW-49
MW-52
MW-58A
MW-58B
MW-58C
MW-58D
MW-51
EW-01
OW-03
MW-56D
MW-56C
MW-56B
MW-56A
MW-57D
MW-57C
MW-57B
MW-57A
MW-76C
MW-76A
MW-76B
MW-17
MW-79A
MW-79C
MW-75A
MW-75B
MW-75C
P-03
IW-05
IW-04
IW-03
MW-44
MW-66
IW-02
IW-01
P-05
MW-50
MW-53
MW-54
MW-39
MW-68
MW-69
MW-34
MW-04
MW-21
MW-30
MW-23
MW-63
MW-28
MW-20
MW-55
MW-03
MW-02
MW-32
MW-01
MW-07
MW-35
DH-7

NORTHERN POTRERO CREEK AREA
ROCKET MOTOR PRODUCTION AREA
Area B
Rocket Motor Production Area
Rocket Motor Production Area
Bedsprings Creek
Bedsprings Fault
Fault E
Area D
LPC Ballistics Test Range

LEGEND

- Well Location
- Boring Location
- Cross Section Location
- Bedrock/Alluvium Surface Contact (Dashed where inferred)
- Fault, Approximately Located
- Historical Operational Area Boundary

0 200 400 Feet

N

Adapted from:
March 2007 aerial photograph.

Faults from structural analysis of Potrero Valley, *Lineament and Geologic Mapping Study, Tetra Tech, 2009*

Beaumont Site 1

Figure 2-5
Cross Section Location Map
(sheet 2 of 4)

TETRA TECH

X:\GIS\Lockheed S1 Q3Q410\X-Sect 3 (3of4).mxd

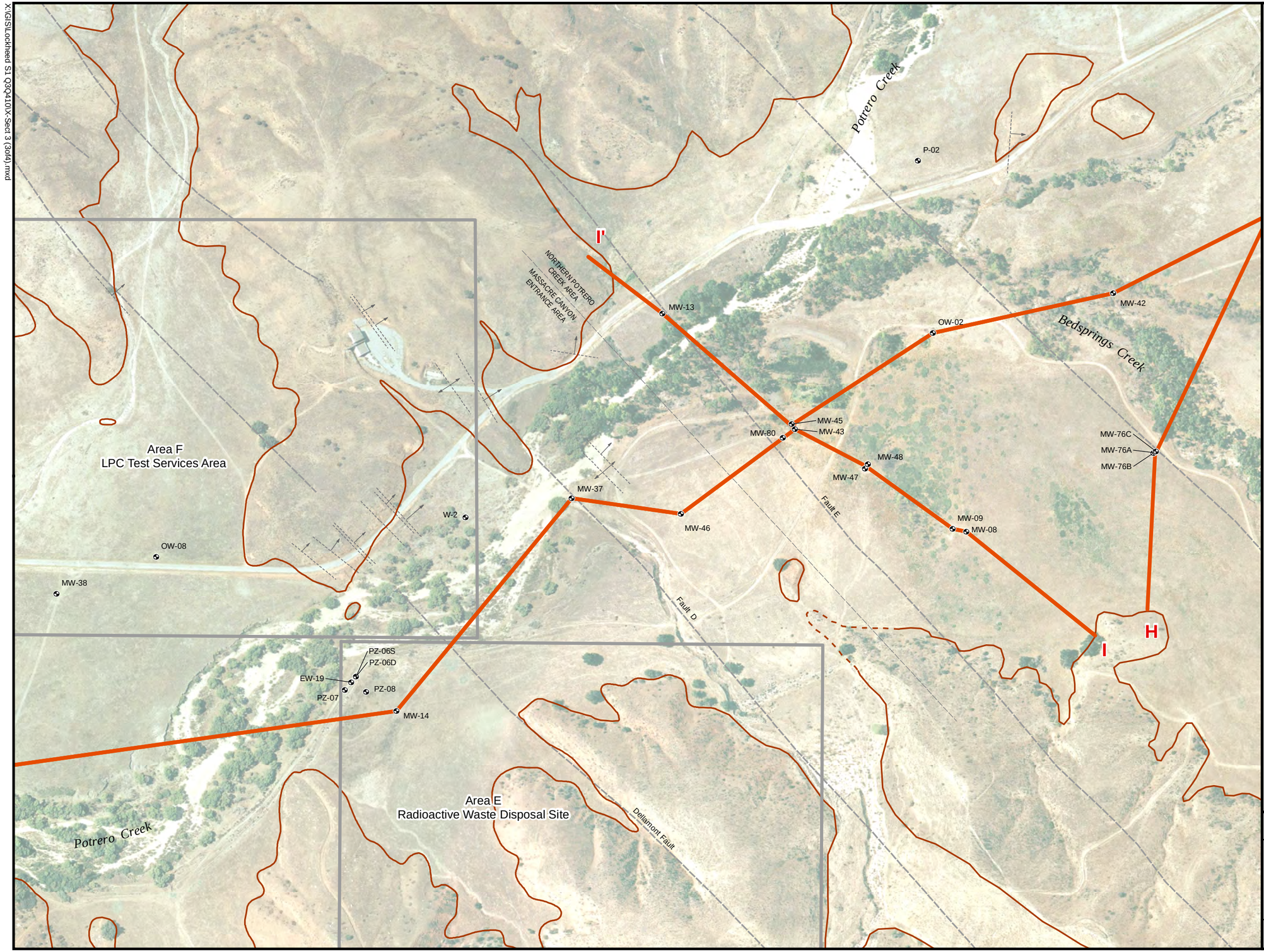

0 200 400 Feet

Adapted from:

March 2007 aerial photograph.

Faults from structural analysis of Potrero Valley, *Lineament and Geologic Mapping Study, Tetra Tech, 2009*

LEGEND

- Well Location
- Cross Section Location
- Bedrock/Alluvium Surface Contact (Dashed where inferred)
- Fault, Accurately Located Showing Dip
- Fault, Approximately Located
- Historical Operational Area Boundary

Beaumont Site 1

Figure 2-5
Cross Section Location Map
(sheet 3 of 4)

TETRA TECH

X:\GIS\Lockheed S1 Q3Q410\X-Sect 4 (4of4).mxd

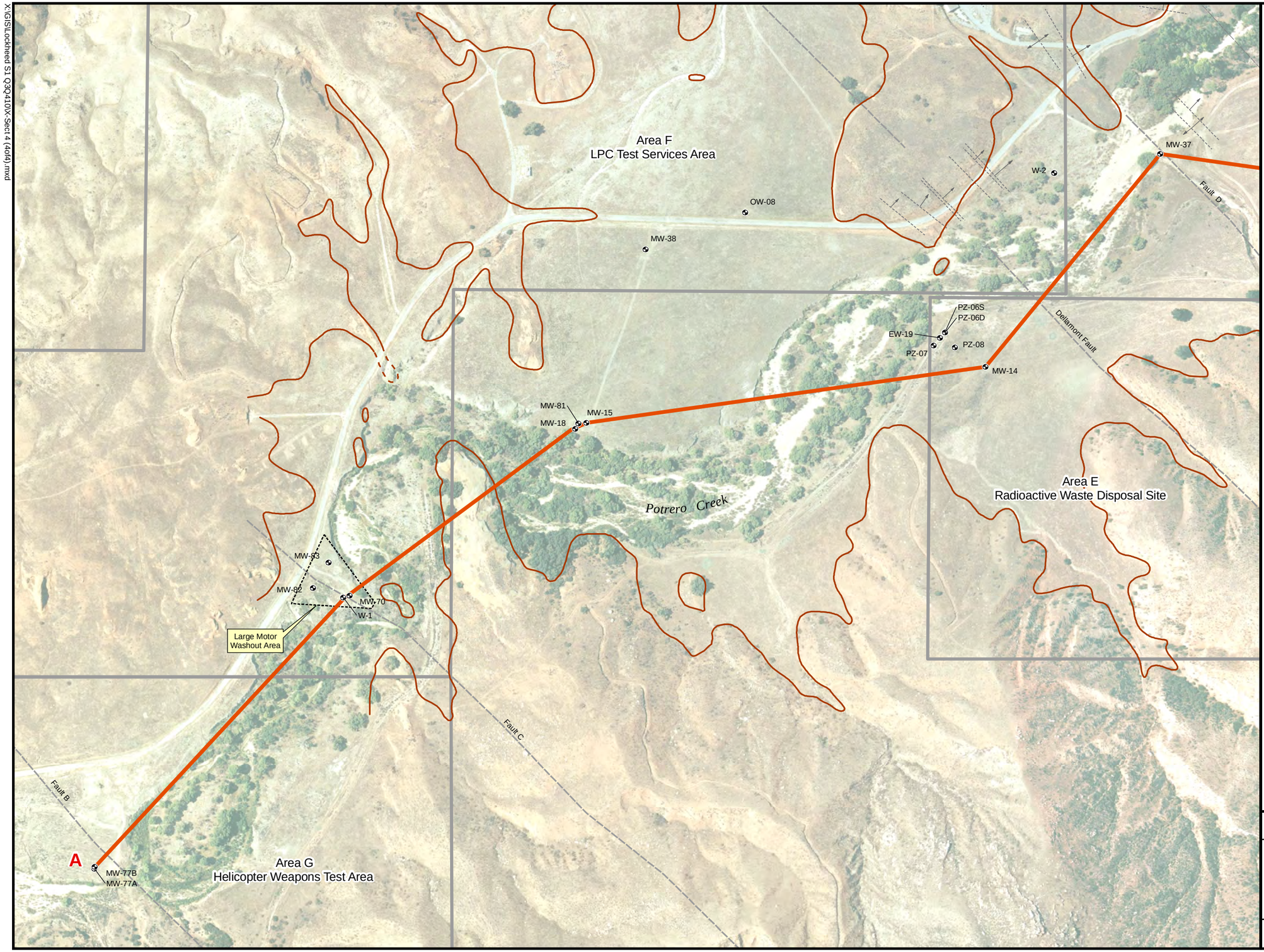

0 200 400
Feet

Adapted from:

March 2007 aerial photograph.

Faults from structural analysis of Potrero Valley, *Lineament and Geologic Mapping Study, Tetra Tech, 2009*

LEGEND

- Well Location
- Bedrock/Alluvium Surface Contact (Dashed where inferred)
- Cross Section Location
- Fault, Accurately Located Showing Dip
- Fault, Approximately Located
- Historical Operational Area Boundary

Beaumont Site 1

Figure 2-5
Cross Section Location Map
(sheet 4 of 4)

TETRA TECH

X:\GIS\LOCKHEED S1 Q10269\CAD\X-SEC A-A'.DWG

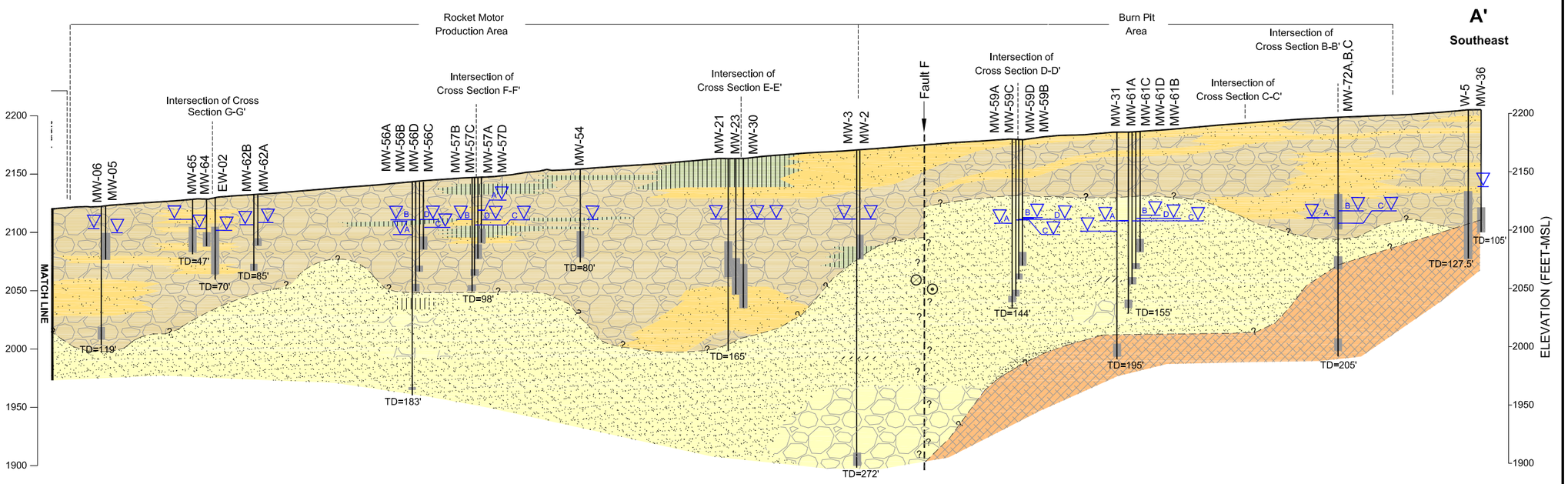

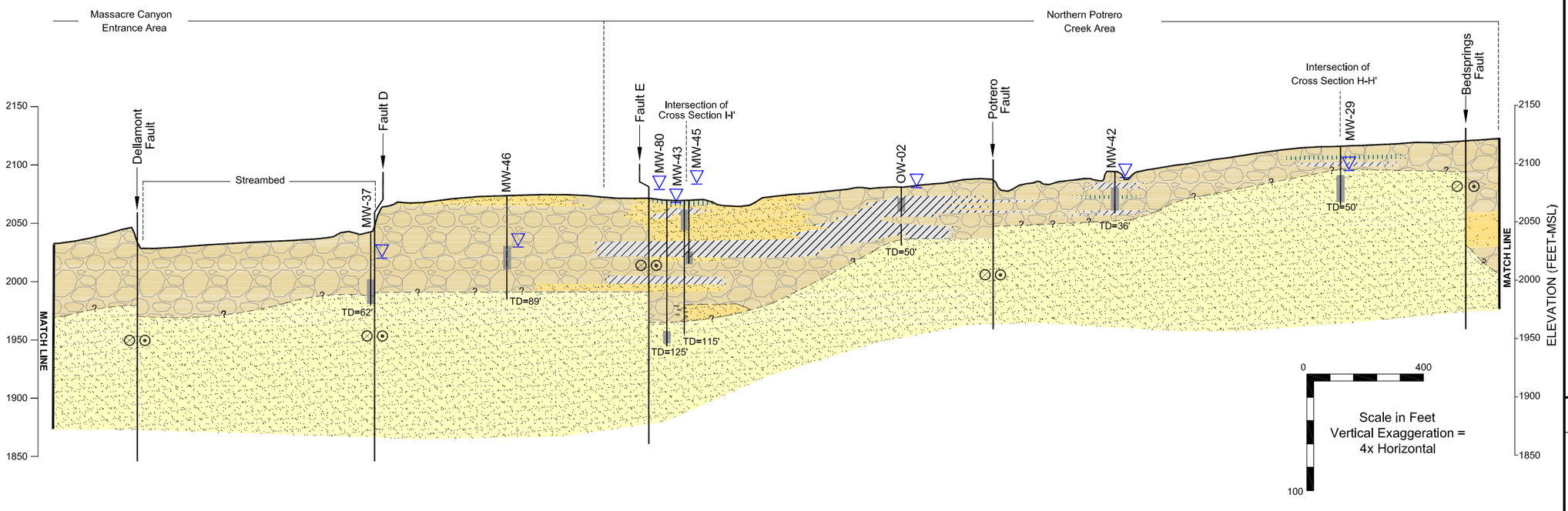

0 400

Scale in Feet
Vertical Exaggeration = 4x Horizontal

100

LEGEND

Quaternary Alluvium

- Clay
- Silt
- Predominantly fine to medium sand with clay and/or silt
- Predominantly coarse sand and/or gravel

Mount Eden Sandstone

- Sandstone with some gravelly and/or clayey layers

Granite/Metasedimentary Rocks, Undifferentiated

- Mix of granite to quartz diorite and metasedimentary rock including gneiss and schist. In borehole logs, basement material is generally called out as granite.

- Groundwater Elevation May/June 2008
- Inferred Contact
- Well
- Screened Interval
- TD=60' Total Boring Depth (feet)
- Approximate Fault Location; Dashed where inferred
- Strike-slip movement, block moving toward reader.
- Strike-slip movement, block moving away from reader.

Beaumont Site 1

Figure 2-6

Geologic Cross Section A-A' (sheet 1 of 2)

TETRA TECH

X:\GIS\LOCKHEED S1 010209\CAD\X-SEC A-A.DWG

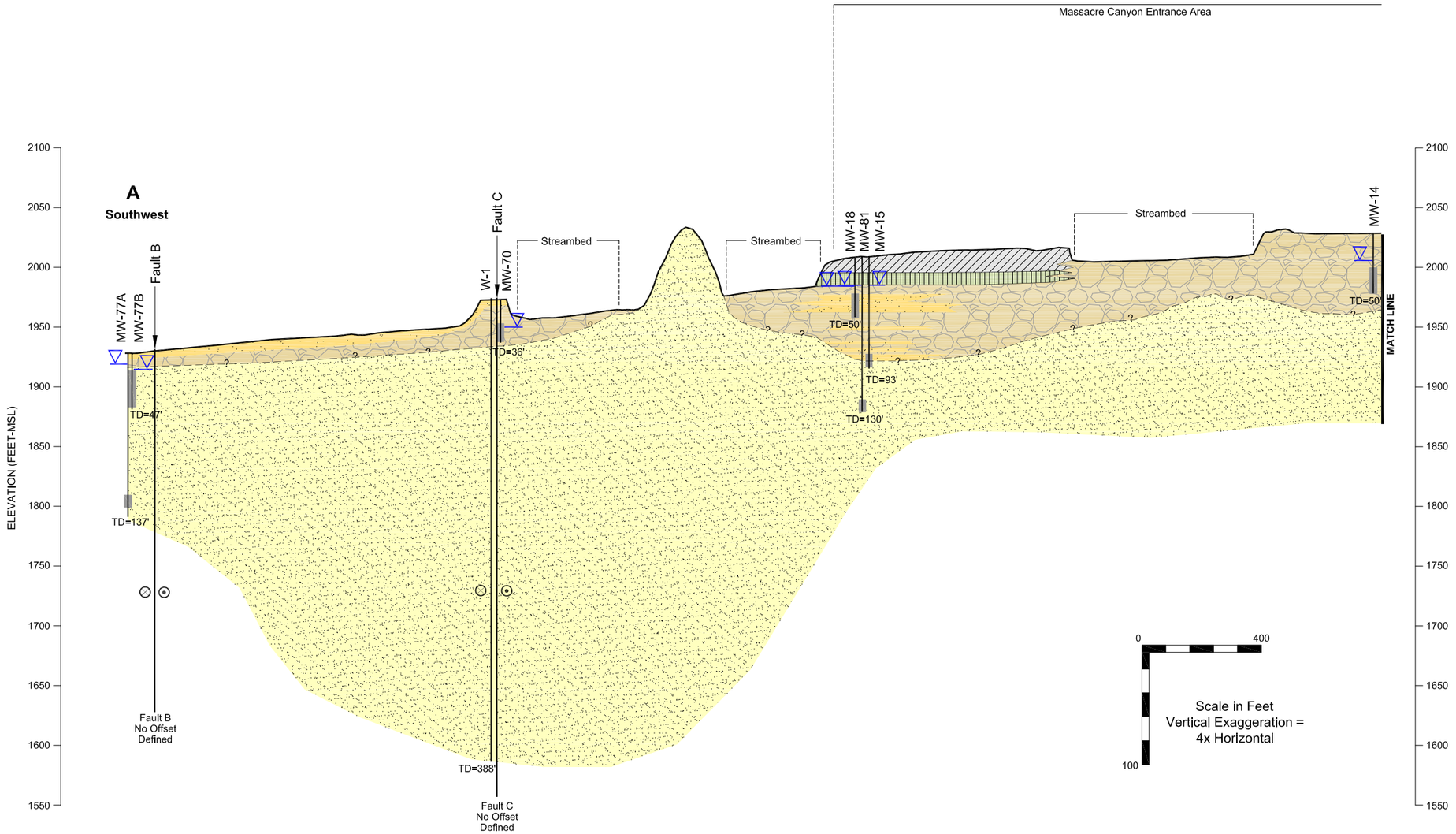

LEGEND

Quaternary Alluvium

- Clay
- Silt
- Predominantly fine to medium sand with clay and/or silt
- Predominantly coarse sand and/or gravel

Mount Eden Sandstone

- Sandstone with some gravelly and/or clayey layers

Granite/Metasedimentary Rocks, Undifferentiated

- Mix of granite to quartz diorite and metasedimentary rock including gneiss and schist. In borehole logs, basement material is generally called out as granite.

- Groundwater Elevation May/June 2008
- Inferred Contact
- Well
- Screened Interval
- TD=60' Total Boring Depth (feet)
- Approximate Fault Location
- Strike-slip movement, block moving toward reader.
- Strike-slip movement, block moving away from reader.

Beaumont Site 1

Figure 2-6 (cont)

Geologic Cross Section A-A'
(sheet 2 of 2)

TETRA TECH

X:\GIS\LOCKHEED S1 Q1\2009\CAD\X-SEC B-B-C-C.DWG

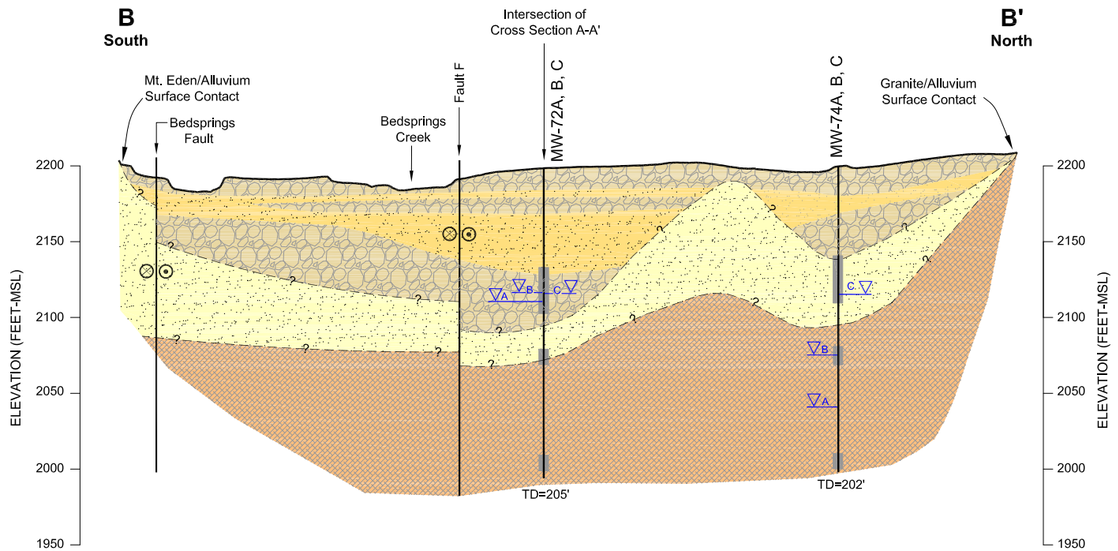

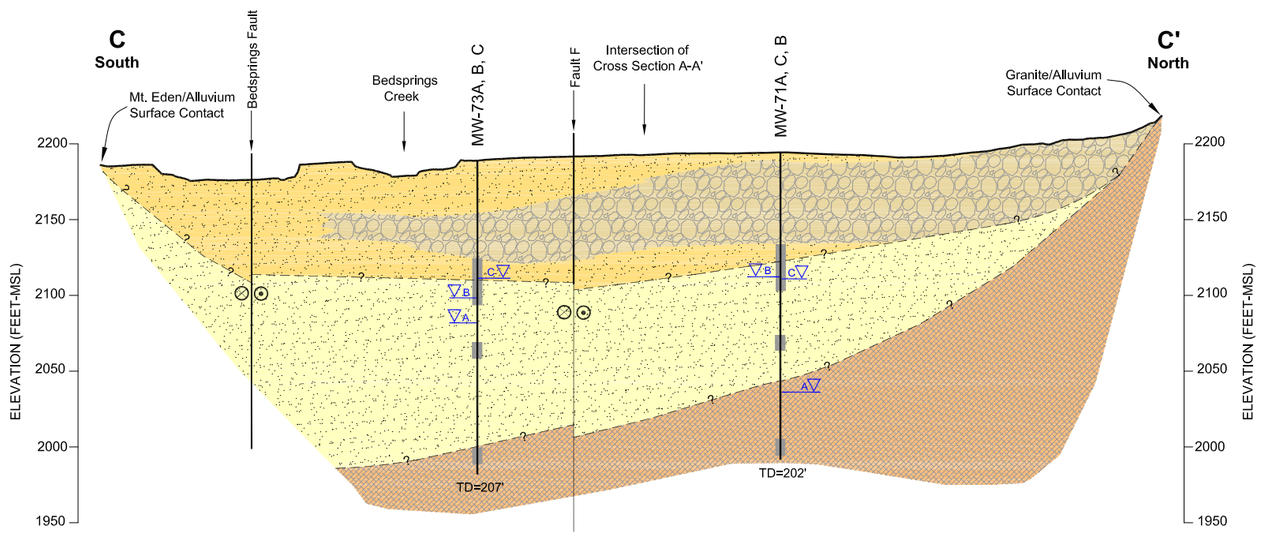

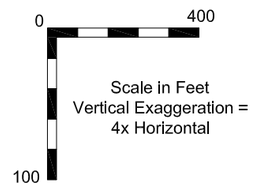

LEGEND

Quaternary Alluvium

- Clay
- Silt
- Predominantly fine to medium sand with clay and/or silt
- Predominantly coarse sand and/or gravel

Mount Eden Sandstone

- Sandstone with some gravelly and/or clayey layers

Granite/Metasedimentary Rocks, Undifferentiated

- Mix of granite to quartz diorite and metasedimentary rock including gneiss and schist. In borehole logs, basement material is generally called out as granite.

- Groundwater Elevation May/June 2008
- Inferred Contact
- Well
- Screened Interval
- TD=60' Total Boring Depth (feet)
- Approximate Fault Location
- Strike-slip movement, block moving toward reader.
- Strike-slip movement, block moving away from reader.

Beaumont Site 1

Figure 2-7
Geologic Cross Sections B-B' and C-C'

TETRA TECH

X:\GIS\LOCKHEED S1\010209\CAD\X-SEC D-D.DWG

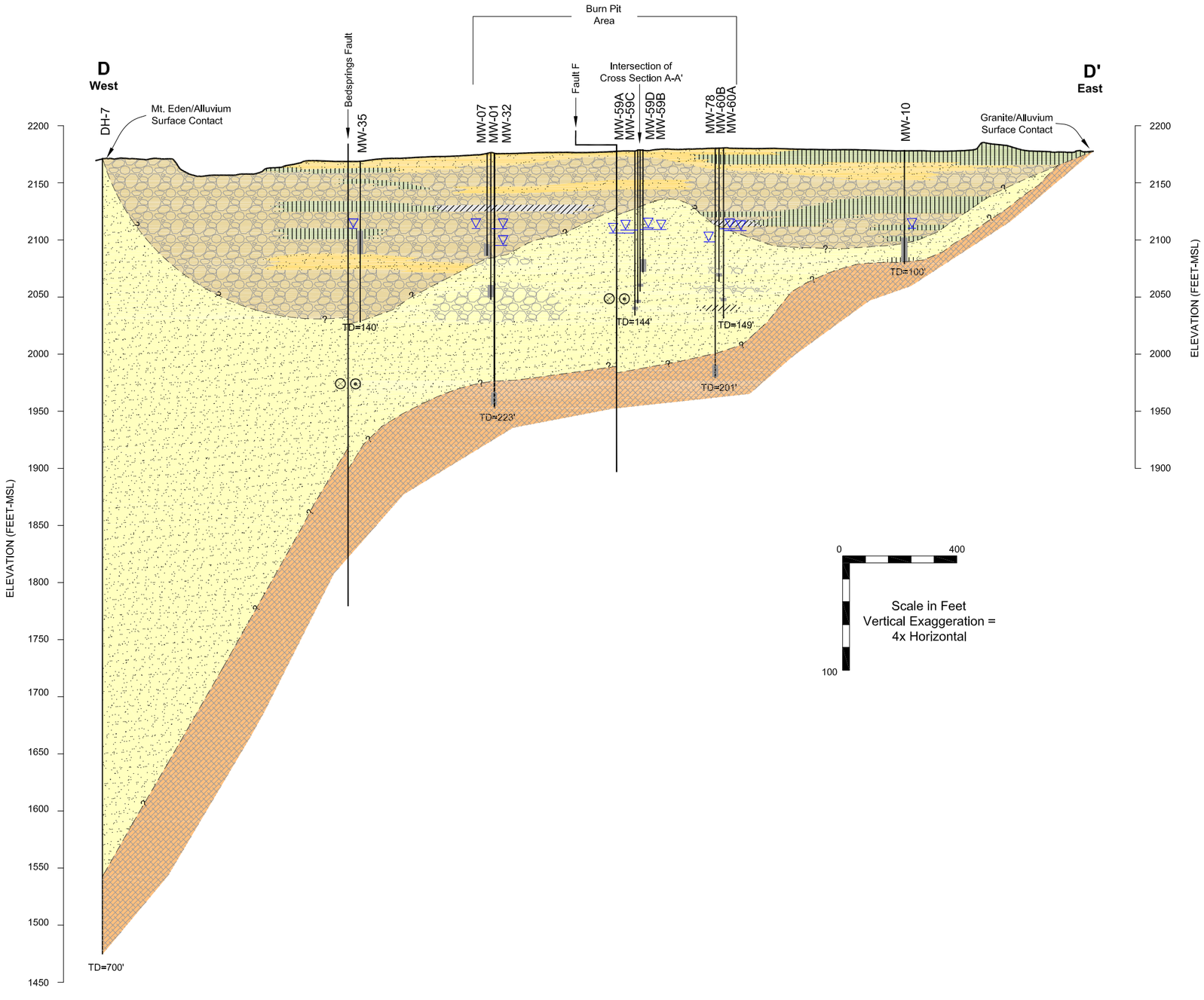

LEGEND

Quaternary Alluvium

- Clay
- Silt
- Predominantly fine to medium sand with clay and/or silt
- Predominantly coarse sand and/or gravel

Mount Eden Sandstone

- Sandstone with some gravelly and/or clayey layers

Granite/Metasedimentary Rocks, Undifferentiated

- Mix of granite to quartz diorite and metasedimentary rock including gneiss and schist. In borehole logs, basement material is generally called out as granite.

- Groundwater Elevation May/June 2008
- Inferred Contact
- Well
- Screened Interval
- TD=60' Total Boring Depth (feet)
- Approximate Fault Location
- Strike-slip movement, block moving toward reader.
- Strike-slip movement, block moving away from reader.

Beaumont Site 1

Figure 2-8
Geologic Cross Section D-D'

TETRA TECH

X:\GIS\LOCKHEED S1 01G209\CAD\X-SEC E-E.DWG

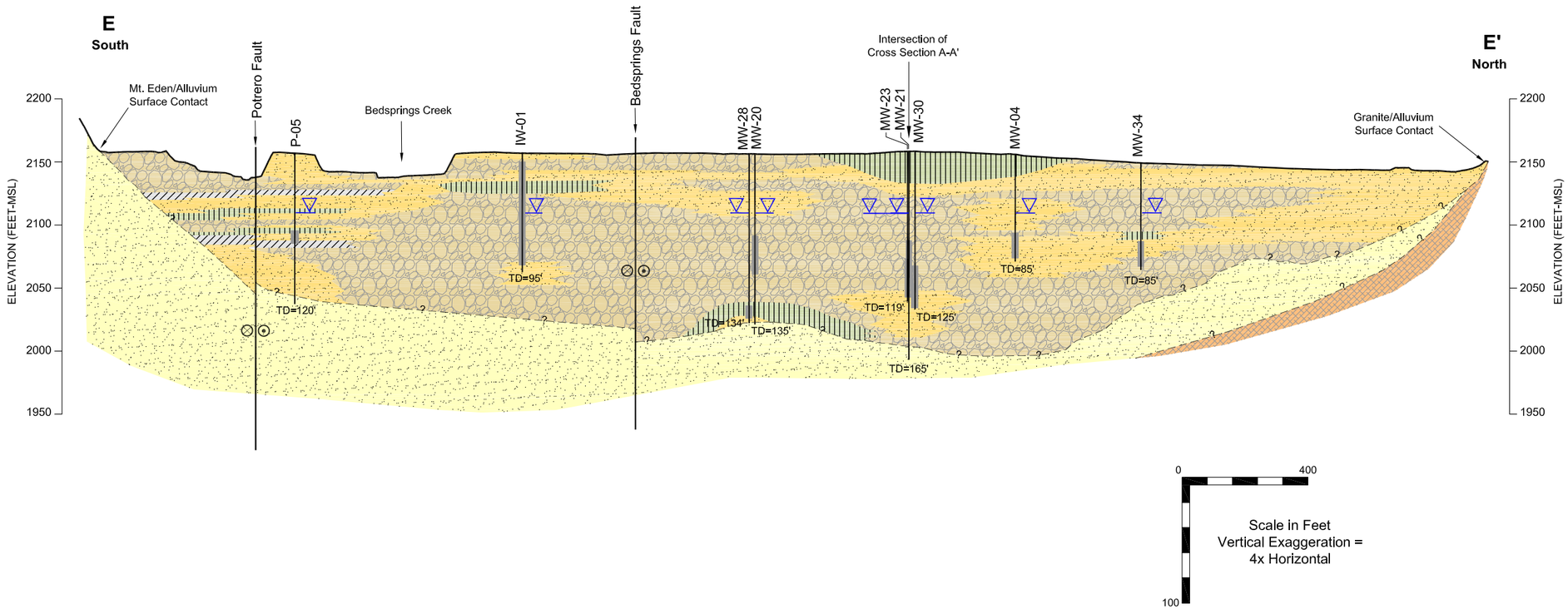

LEGEND

Quaternary Alluvium

- Clay
- Silt
- Predominantly fine to medium sand with clay and/or silt
- Predominantly coarse sand and/or gravel

Mount Eden Sandstone

- Sandstone with some gravelly and/or clayey layers

Granite/Metasedimentary Rocks, Undifferentiated

- Mix of granite to quartz diorite and metasedimentary rock including gneiss and schist. In borehole logs, basement material is generally called out as granite.

- Groundwater Elevation May/June 2008
- Inferred Contact
- Well
- Screened Interval
- TD=60' Total Boring Depth (feet)
- Approximate Fault Location
- Strike-slip movement, block moving toward reader.
- Strike-slip movement, block moving away from reader.

Beaumont Site 1

Figure 2-9
Geologic Cross Section E-E'

TETRA TECH

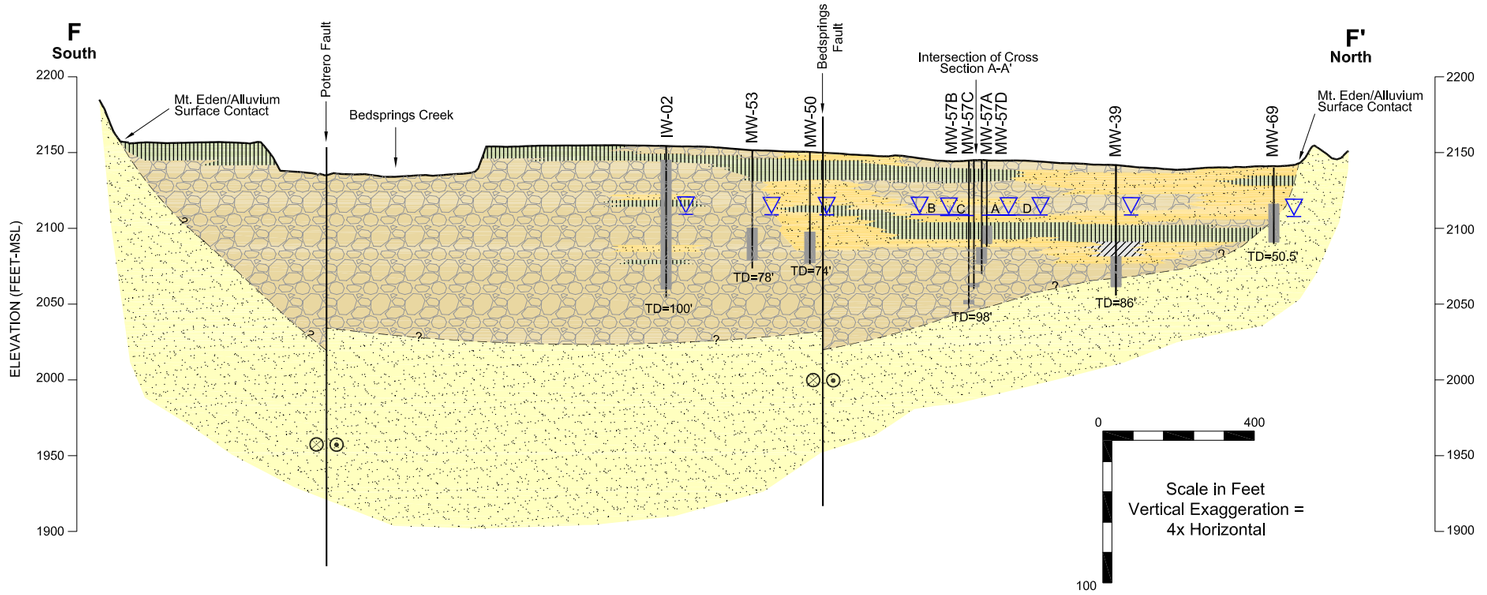

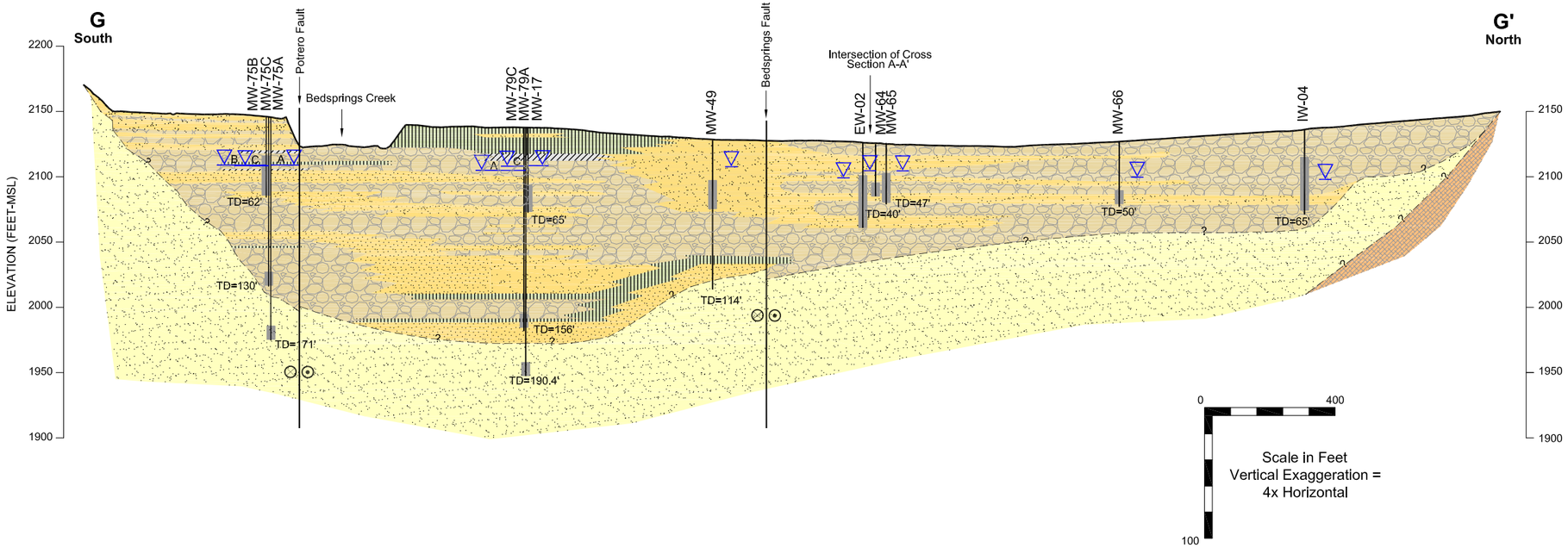

LEGEND

Quaternary Alluvium

- Clay
- Silt
- Predominantly fine to medium sand with clay and/or silt
- Predominantly coarse sand and/or gravel

Mount Eden Sandstone

- Sandstone with some gravelly and/or clayey layers

Granite/Metasedimentary Rocks, Undifferentiated

- Mix of granite to quartz diorite and metasedimentary rock including gneiss and schist. In borehole logs, basement material is generally called out as granite.

- Groundwater Elevation May/June 2008
- Inferred Contact
- Well
- Screened Interval
- TD=60' Total Boring Depth (feet)
- Approximate Fault Location
- Strike-slip movement, block moving toward reader.
- Strike-slip movement, block moving away from reader.

Beaumont Site 1

Figure 2-10

Geologic Cross Sections F-F' and G-G'

TETRA TECH

X:\GIS\LOCKHEED S1 010209\CAD\X-SEC H-H.DWG

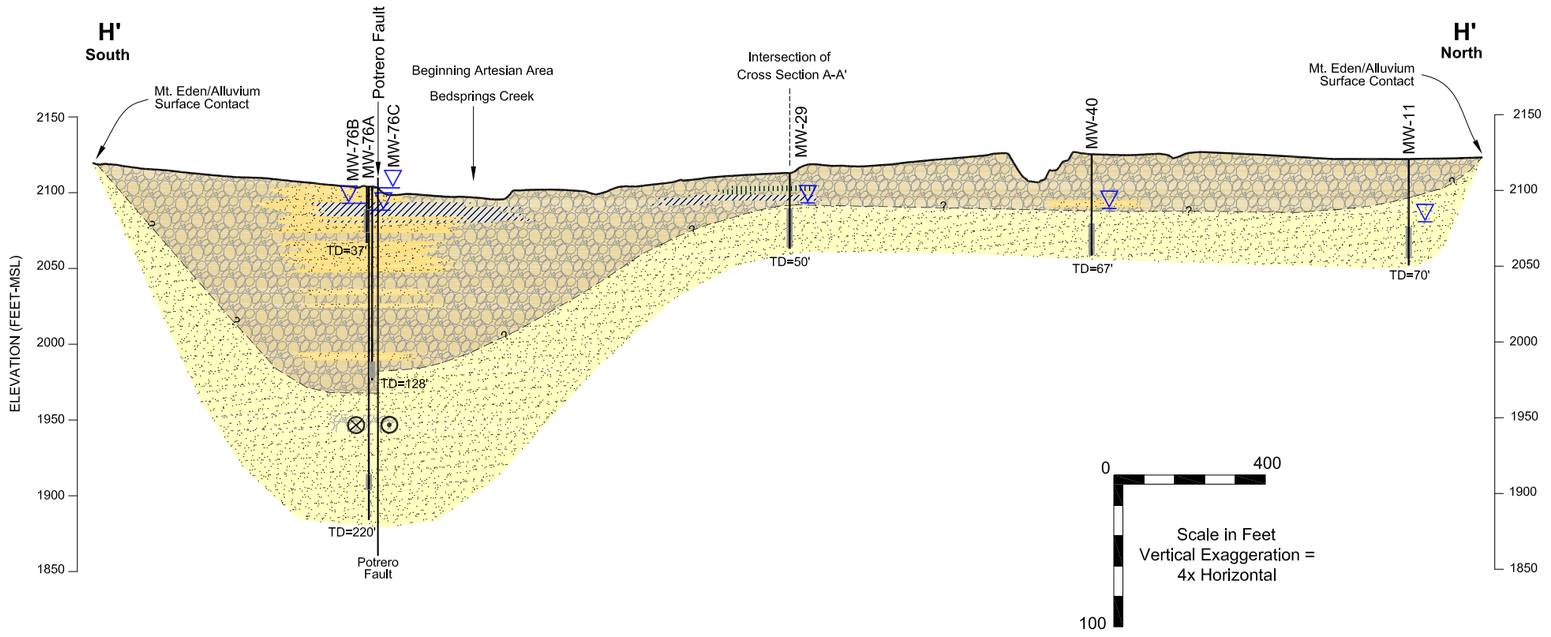

LEGEND

Quaternary Alluvium

- Clay
- Silt
- Predominantly fine to medium sand with clay and/or silt
- Predominantly coarse sand and/or gravel

Mount Eden Sandstone

- Sandstone with some gravelly and/or clayey layers

Granite/Metasedimentary Rocks, Undifferentiated

- Mix of granite to quartz diorite and metasedimentary rock including gneiss and schist. In borehole logs, basement material is generally called out as granite.

- Groundwater Elevation May/June 2008
- Inferred Contact
- Well
- Screened Interval
- TD=60' Total Boring Depth (feet)
- Approximate Fault Location
- Strike-slip movement, block moving toward reader.
- Strike-slip movement, block moving away from reader.

Beaumont Site 1

Figure 2-11
Geologic Cross Section H-H'

TETRA TECH

X:\GIS\LOCKHEED S1 Q10209\CAD\X-SECT I-I.DWG

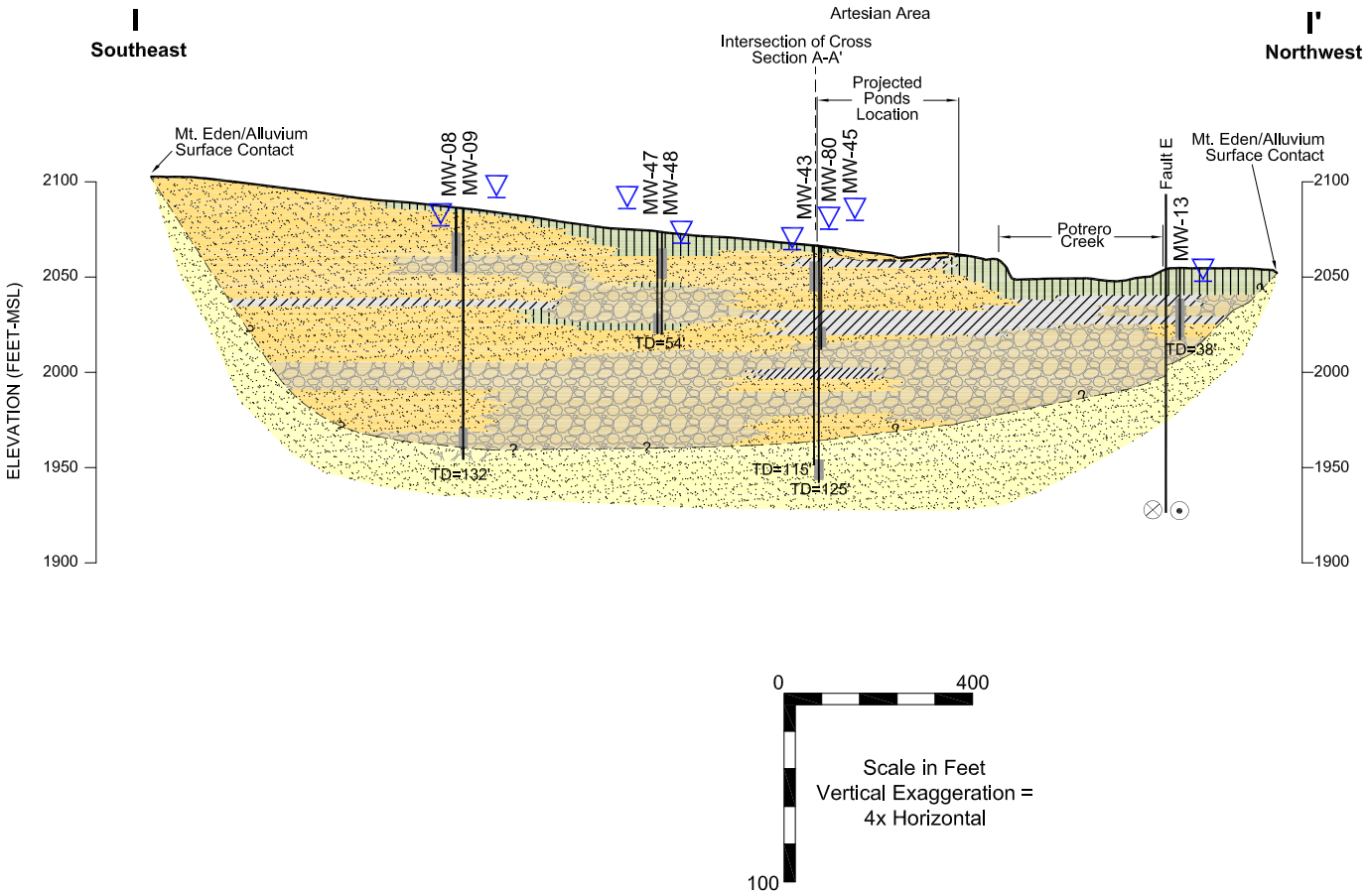

LEGEND

Quaternary Alluvium

- Clay
- Silt
- Predominantly fine to medium sand with clay and/or silt
- Predominantly coarse sand and/or gravel

Mount Eden Sandstone

- Sandstone with some gravelly and/or clayey layers

Granite/Metasedimentary Rocks, Undifferentiated

- Mix of granite to quartz diorite and metasedimentary rock including gneiss and schist. In borehole logs, basement material is generally called out as granite.

- Groundwater Elevation May/June 2008
- Inferred Contact
- Well
- Screened Interval
- TD=60' Total Boring Depth (feet)
- Approximate Fault Location
- Strike-slip movement, block moving toward reader.
- Strike-slip movement, block moving away from reader.

Beaumont Site 1

Figure 2-12

Geologic Cross Section I-I'

TETRA TECH

Faulting

Beaumont Site 1 is located at the eastern end of the San Timoteo Badlands of southern California, sandwiched between the San Andreas Fault to the north and the San Jacinto fault to the south. These dominant right-lateral strike slip faults create a counter-clockwise rotation in the block between the two faults whereby subsequent faulting is created that consists predominantly of northwest-southeast oriented strike slip faults. Several studies have been conducted at the Beaumont site to determine the structural relationship of faults to groundwater flow through the site. Based on the large number of monitoring wells at the site, water levels suggests that faults likely play some role in the movement of groundwater through the basin and therefore, play a role in the movement of contaminants at the site. Based on recent geologic mapping in the Site 1 area, 11 major northwest oriented faults have been mapped across the site along with one major east-west oriented fault. The northwest striking faults are part of the right-lateral strike slip fault complex that results from the counter-clockwise rotation that occurs in this block between the San Andreas and the San Jacinto fault systems. Of the 11 major faults that cross the site, five faults are located in an area where they could have some impact on the movement of impacted groundwater at the site. These include Fault D, Fault E, the Potrero fault, the Bedsprings fault, and Fault F. Mapping conducted by Dibblee (1981) showed the distribution of bedrock units, but lacked much detail on the faulting in the area. Leighton and Associates (1983a) used the bedrock distribution and the published faults of the time to define the structural relationships that were envisioned for the site. Recent mapping conducted as part of the site characterization studies for the Beaumont Site 1 area began with a review of geologic data collected during construction of the San Jacinto Tunnel (aqueduct) in the 1930s. From this detailed tunnel map and sections, faults and fractures noted in the tunnel were projected to the surface and then projected along strike to the area of Bedsprings and Potrero Creeks. Borehole data, geophysical data, and the detailed geologic mapping provide for a much better understanding of the subsurface geology of the area. In addition to locating a number of faults that cross the site in a northwest-southeast direction, field mapping also identified several locations where recent alluvium showed evidence of offset beds within the alluvium, providing indications that at least some of the faulting in the area is younger than originally thought and may play a role in controlling groundwater flow in the area.

2.3 HYDROGEOLOGY

Several previous reports discuss in detail the occurrence and movement of groundwater at the Site (Leighton and Associates, 1983b; Radian, 1990; Radian, 1992). A summary of general findings from these reports is provided in this subsection along with an update of current conditions based on recent investigations and data collected (Tetra Tech, 2006b).

As discussed in Section 1.3, a geophysical survey was performed at the Site to help assess the possible influence of faulting on groundwater flow in and around the BPA. A complete description of the geophysical field activities and the results of the geophysical survey are provided in LMC Beaumont Site 1 Groundwater Monitoring Well Installation Work Plan (Tetra Tech, 2006b).

Groundwater occurs in each of the major geologic units beneath the Site; the Quaternary alluvium, Mount Eden Formation, and the Granitic/Metasedimentary basement complex. Groundwater is present in the alluvium in the majority of the valley except in areas where the underlying Mount Eden Formation rises above the surrounding water table. In general, groundwater is present in weathered and unweathered portions of the Mount Eden Formation, either where alluvium is not present at the water table or at depth below saturated alluvium.

Reportedly, during the drilling of deep borings into the Granitic/Metasedimentary basement complex, the groundwater encountered occurred only in fractures and joints at great depth (Radian, 1992). Based on monitoring wells screened in the Granitic/Metasedimentary basement complex rock, the water level ranges from 15 to 75 feet lower than water levels in nearby wells screened within the alluvium and weathered Mount Eden Formation. Previous studies indicated that portions of the Mount Eden Formation can act as a confining layer separating shallow unconfined groundwater from deep groundwater in the Granitic/Metasedimentary basement complex rocks (Radian, 1992).

In general, the GMP focuses on monitoring groundwater within the alluvium and the weathered Mount Eden Formation where affected groundwater is present. The highest concentrations of affected groundwater appear limited to these units and do not extend into the deeper Mount Eden Formation or Granitic/Metasedimentary basement complex.

Groundwater Flow

Shallow groundwater flow at the Site occurs mainly through alluvium and the shallow/weathered portion of the Mount Eden Formation. As indicated above, alluvium and the shallow/weathered portion of the Mount Eden Formation consist of alluvial deposits from former streambeds, floodplains, lakes, and alluvial fans. Although the alluvium and the shallow/weathered portion of the Mount Eden Formation are two different geologic units, potentiometric heads, water level responses to seasonal recharge, and water quality data indicate that the two units are in hydraulic communication.

Generally, groundwater flows northwest from the former BPA, beneath the former RMPA and towards Potrero Creek. Groundwater flow then trends southwest, and generally parallel to the flow direction of Potrero Creek, through the Northern Potrero Creek Area (NPCA) and into the Massacre Canyon Entrance

Area (MCEA). However, the groundwater flow direction from the former BPA downgradient through the former RMPA appears to change between periods of low precipitation (dry periods) and periods of high precipitation (wet periods). Groundwater contour maps for a wet period (March 2005) and a dry period (September 2006) are shown in Figures 2-13 and 2-14, respectively. As seen in Figure 2-13, during wet periods, groundwater flow from the former BPA has both westerly and north-northwesterly components. However, during dry periods the groundwater flow direction from the former BPA is more westerly (Figure 2-14). This seasonal change in flow direction likely is caused by increased recharge in the Bedsprings Creek area during wet periods and subsequent decrease in recharge during dry periods.

Since Second Quarter 2004, an additional 24 groundwater monitoring and 12 groundwater sampling events have been performed. Summarizing, subsequent groundwater monitoring and sampling results show:

- The highest concentrations of COPCs affected groundwater appear in groundwater samples collected from the former BPA, in the shallow Mount Eden Formation;
- Relatively low concentrations of COPCs have been reported in groundwater samples collected from wells screened in the deeper Mount Eden Formation, located downgradient and below wells screened in the shallow Mount Eden Formation;
- Generally, vertical groundwater gradients appear downward in the former BPA, fluctuate in the former RMPA, and upward in the NPCA and MCEA;
- Generally, COPC concentrations appear to decrease with depth in the alluvium and the shallow Mount Eden Formation; and
- Contaminants act as tracers and show the direction of groundwater flow and movement.

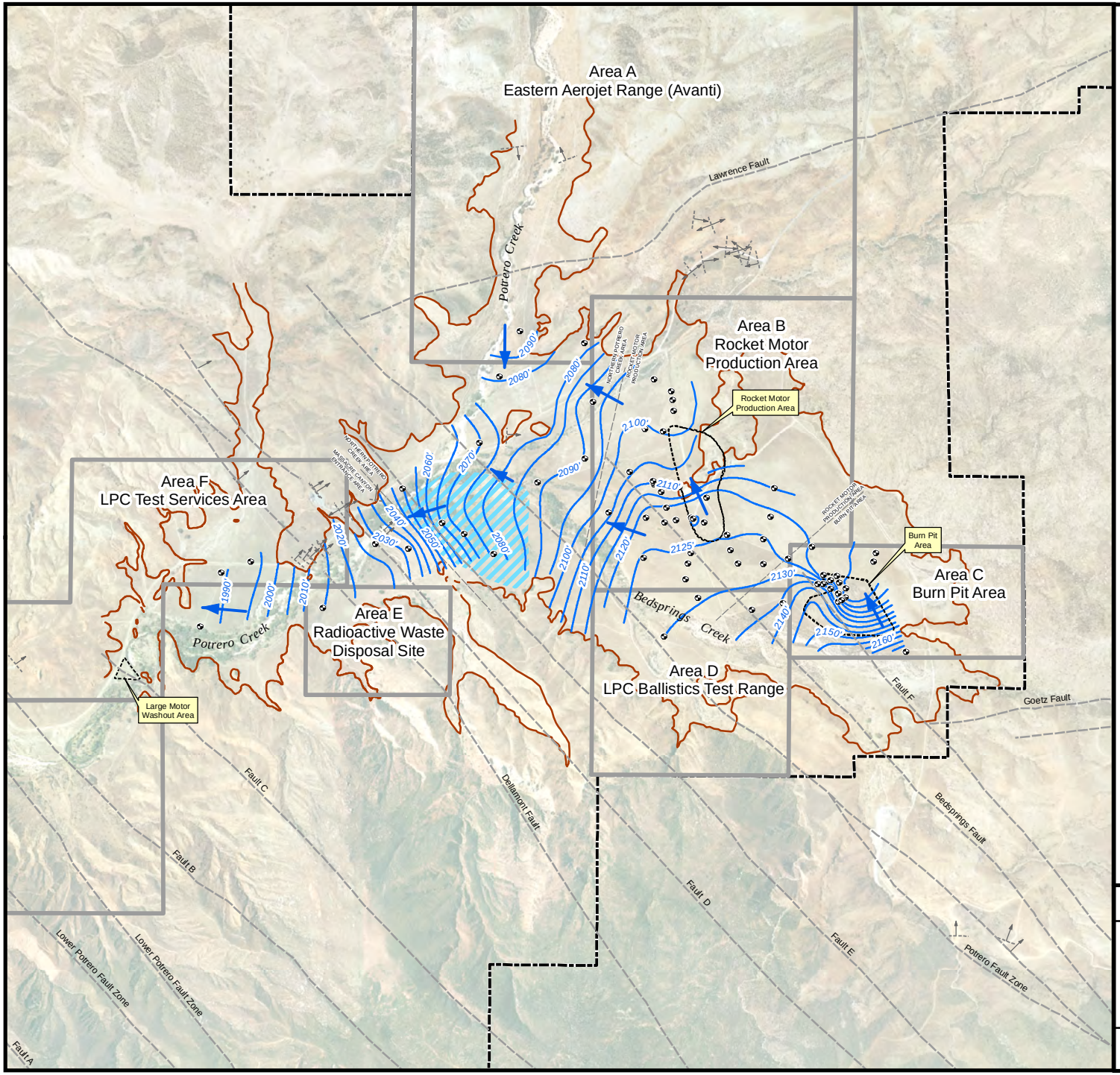

X:\GIS\Lockheed S1 Q3Q4\10\GW_Cont_Sep05.mxd

0 1,000 2,000 Feet

Adapted from:

Semiannual Groundwater Monitoring Report, First and Second Quarter 2005. Lockheed Martin Corp., Beaumont Site 1. Tetra Tech, Inc.

Faults from structural analysis of Potrero Valley, *Lineament and Geologic Mapping Study, Tetra Tech, 2009.*

LEGEND

- Well Location
- Groundwater Flow Direction
- Groundwater Elevation Contour (mean sea level, dashed where inferred)
- Fault, Accurately Located Showing Dip
- Fault, Approximately Located
- Source Areas
- Bedrock/Alluvium Surface Contact (Dashed where inferred)
- Approximate Area of Flowing Artesian Conditions
- Historical Operational Area Boundary
- Beaumont Site 1 Property Boundary

Beaumont Site 1

Figure 2-13
Wet Period (March 2005) Groundwater Contour for Alluvium and Shallow Mount Eden Formation Wells

TETRA TECH

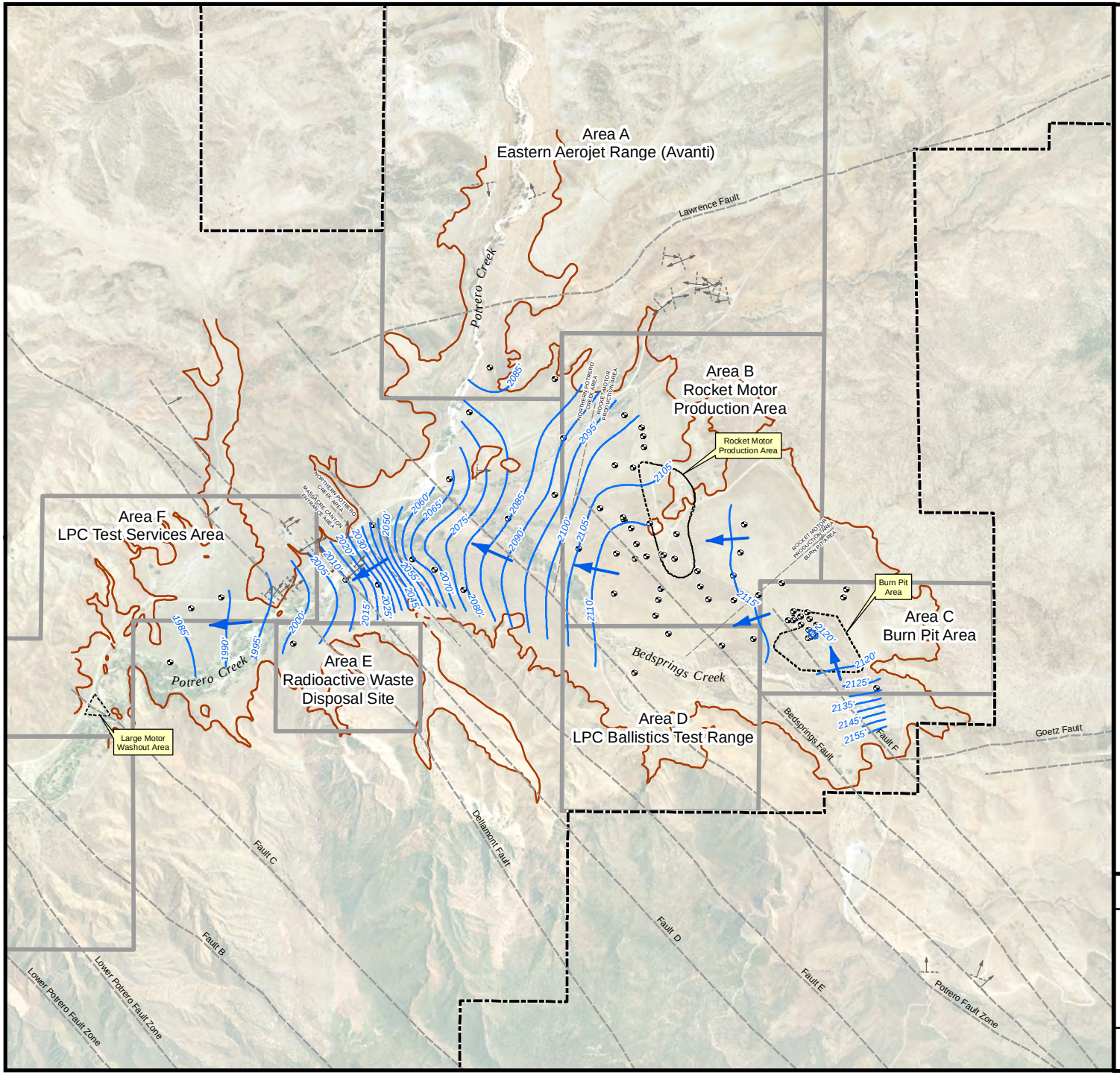

0 1,000 2,000 Feet

Adapted from:

Semiannual Groundwater Monitoring Report, Third and Fourth Quarter 2006. Lockheed Martin Corp., Beaumont Site 1. Tetra Tech, Inc.

Faults from structural analysis of Potrero Valley, *Lineament and Geologic Mapping Study, Tetra Tech, 2009.*

LEGEND

- Well Location
- Groundwater Flow Direction
- Groundwater Elevation Contour (mean sea level, dashed where inferred)
- Bedrock/Alluvium Surface Contact (Dashed where inferred)
- Fault, Accurately Located Showing Dip
- Fault, Approximately Located
- Source Areas
- Historical Operational Area Boundary
- Beaumont Site 1 Property Boundary

Beaumont Site 1

Figure 2-14
Dry Period (September 2006) Groundwater Contour for Alluvium and Shallow Mount Eden Formation Wells

TETRA TECH

X:\GIS\Lockheed S1 Q3Q410\GW_Cont_Sep DRY.mxd

Hydraulic Conductivity

Hydraulic conductivity (K) values calculated for selected wells at the Site range from 0.08 to 319 feet per day (ft/day) [Tetra Tech, 2002]. Table 2-2 presents a summary of the K values. The K values for wells screened within the alluvium range from 0.24 to 319 ft/day and the average is 24 ft/day. The K values for wells screened within the Mount Eden Formation range from 0.11 to 67.8 ft/day and the average is 7.9 ft/day. The K value for well MW-32 screened in the Granitic/Metasedimentary basement complex rocks is 0.08 ft/day. The average K value for alluvium/shallow Mount Eden Formation screened wells is 19 ft/day and the average K value for deeper Mount Eden Formation/bedrock screened wells is 1.9 ft/day.

In general, higher K values were obtained from wells screened within the alluvium in the upper (eastern) and lower (western) portions of the valley and K values decrease with depth, with the exception of areas around well groups MW-05/MW-06, MW-15/MW-18 and MW-43/MW-45, which may be a result of coarser grained heterogeneities associated with stream deposits. Beneath the former BPA to the southeast terminus of the former RMPA, the Mount Eden Formation has lower K values. Beneath and immediately downgradient of the former RMPA, Mount Eden Formation K values increase and then decrease again towards the MCEA.

Table 2-2 Hydraulic Conductivity (K) Values

Well ID	Site Area	Formation Screened	Hydraulic Conductivity (K) (feet/day)	Well ID	Site Area	Formation Screened	Hydraulic Conductivity (K) (feet/day)
EW-15	BPA	MEF	< 0.46	MW-57B	RMPA	QAL	< 2.45
MW-01	RMPA	MEF	0.29	MW-58D	RMPA	QAL	< 1.97
MW-02	RMPA	MEF	67.80	MW-59A	BPA	MEF	< 0.80
MW-03	RMPA	MEF	< 0.69	MW-59B	BPA	MEF	< 0.38
MW-04	RMPA	QAL	< 6.01	MW-60A	BPA	MEF	< 1.03
MW-05	RMPA	QAL	< 2.12	MW-60B	BPA	MEF	< 9.63
MW-06	RMPA	QAL	< 14.5	MW-62A	RMPA	QAL	< 5.57
MW-07	BPA	QAL	45.11	MW-63	RMPA	QAL	1.39
MW-08	NPCA	QAL	19.80	MW-64	RMPA	QAL	2.28
MW-09	NPCA	QAL	< 2.14	MW-66	RMPA	QAL	< 1.99
MW-10	RMPA	QAL	< 19.6	MW-68	RMPA	QAL	2.00
MW-11	NPCA	QAL	< 6.67	MW-69	RMPA	QAL	0.79
MW-12	NPCA	QAL	< 4.75	MW-70	NPCA	QAL	1.30
MW-13	NPCA	QAL	< 22.0	MW-71A	BPA	Granite	< 0.27
MW-14	MCEA	QAL	41.42	MW-71B	BPA	QAL/MEF	low
MW-15	MCEA	QAL	102.56	MW-71C	BPA	MEF	0.90
MW-17	RMPA	QAL	< 0.77	MW-72A	BPA	Granite	< 1.17
MW-18	MCEA	QAL	18.52	MW-72B	BPA	MEF	1.47
MW-19	NPCA	QAL	< 0.88	MW-72C	BPA	QAL	21.67
MW-22	RMPA	QAL	1.02	MW-73A	BPA	Granite	0.54
MW-26	BPA	MEF	0.12	MW-73B	BPA	MEF	low
MW-30	RMPA	QAL	28.69	MW-73C	BPA	QAL	< 0.31
MW-31	BPA	Granite	0.10	MW-74A	UG	Granite	< 0.26
MW-32	RMPA	Granite	< 0.08	MW-74B	UG	Granite	low
MW-34	RMPA	QAL	< 6.99	MW-74C	UG	MEF	low
MW-35	RMPA	QAL	< 6.80	MW-75A	RMPA	MEF	< 0.10
MW-36	UG	QAL	1.94	MW-75B	RMPA	QAL	1.47
MW-37 (1)	MCEA	QAL	< 0.24	MW-75C	RMPA	QAL	0.86
MW-38	MCEA	MEF	< 0.79	MW-76A	NPCA	MEF	< 0.16
MW-39	RMPA	QAL	< 2.38	MW-76B	NPCA	QAL	0.48
MW-40	NPCA	MEF	< 7.60	MW-76C	NPCA	QAL	< 85.15
MW-42 (1)	NPCA	QAL	< 2.37	MW-77A	MCEA	MEF	< 0.14
MW-43	NPCA	QAL	< 0.79	MW-77B	MCEA	MEF	< 0.04
MW-44	NPCA	QAL	6.17	MW-78	BPA	Granite	0.06
MW-46	MCEA	QAL	< 2.11	MW-79A	RMPA	MEF	< 1.79
MW-50	RMPA	QAL	53.70	MW-79C	RMPA	QAL	136.99
MW-51	RMPA	QAL	2.11	MW-80	NPCA	MEF	0.37
MW-55	RMPA	QAL	44.40	MW-81	MCEA	MEF	0.13
MW-56A	RMPA	MEF	< 11.8	OW-02	NPCA	QAL	< 0.97
MW-56B	RMPA	QAL	< 15.3	OW-03	RMPA	QAL	< 0.66
MW-57A	RMPA	QAL	45.45	P-05	RMPA	QAL	< 2.00

Notes:

(1) - Monitoring well was destroyed in November 2009

< #.## - K is less than indicated value, an accurate value could not be determined

K - Hydraulic conductivity.

"low" - Indicates qualitative data only was available.

MCEA - Massacre Canyon Entrance Area

NPCA - Northern Potrero Creek Area

RMPA - Rocket Motor Production Area

UG - Up gradient

MEF - Mount Eden Formation

QAL - Quaternary alluvium

Granite - Granite/Metamorphic Basement Material

2.4 DISTRIBUTION OF AFFECTED GROUNDWATER

Identification of COPCs is an ongoing process that is conducted routinely to determine if the list of previously identified COPCs still meets the objectives of the GMP and regulatory requirements. The purpose for identifying COPCs is to establish a list of analytes that best represent the extent and magnitude of the affected groundwater and to focus more detailed analysis on those analytes. Every analytical method has a standard list of tested target compounds and by reducing the number of target compounds for a given analytical method, the volume of data generated can also be reduced. If sufficient historical analytical data is available, analytes that have not been detected, common laboratory and field contaminants, spurious or randomly detected analytes, and analytes associated with chlorinated potable water, can be removed from the list of target compounds. Primary COPCs are parent products such as TCE and 1,1,1-TCA and are always present with a secondary COPC. Secondary COPCs are breakdown products such as 1,1-dichloroethane (1,1-DCA) and 1,1-DCE and are detected at lower concentrations than their parent products. At this site 1,1-DCE, a breakdown product of 1,1,1-TCA, is detected at higher concentrations than 1,1,1-TCA so it is considered the Primary COPC and 1,1,1-TCA is considered a secondary COPC.

Based on Site history and the results of the groundwater monitoring performed at the Site, a list of primary COPCs was identified. Additional chlorinated compounds, which have also been routinely detected in groundwater samples, are considered secondary COPCs. Table 2-3 presents a list of those analytes detected in groundwater at the Site that are considered the primary and secondary COPCs (Tetra Tech, 2006a). The primary COPCs are considered representative of the overall Site, therefore this subsection is limited to describing the distribution of primary COPCs affected groundwater at the Site.

Table 2-3 Groundwater Chemicals of Concern (Tetra Tech, 2006a)

Analyte	Classification
Perchlorate	Primary
1,1-Dichloroethene (1,1-DCE)	Primary
Trichloroethene (TCE)	Primary
1,4-Dioxane	Primary
1,1-Dichloroethane (1,1-DCA)	Secondary
1,2-Dichloroethane (1,2-DCA)	Secondary
cis 1,2-Dichloroethene (cis 1,2-DCE)	Secondary
1,1,1-Trichloroethane (1,1,1-TCA)	Secondary
1,1,2-Trichloroethane (1,1,2-TCA)	Secondary
Vinyl chloride	Secondary

In general the Site 1 plume has remained relatively stable over time. Slight modifications to the definition of the plume over time are generally the result of newly installed wells better defining the lateral extent of

the plume. The extents of the primary COPCs are described in the following subsections and shown on Figure 2-15.

2.4.1 Perchlorate

The highest concentrations of perchlorate have consistently been reported in groundwater samples collected from shallow screened wells located in the former BPA and concentrations appear to rapidly decrease outside, and downgradient of, the footprint of the former BPA. Perchlorate was reported in groundwater samples collected from wells screened in the alluvium and shallow Mount Eden Formation. The concentration of perchlorate decreases with depth. Low level concentrations of perchlorate have been detected in groundwater samples collected from one deeper Mount Eden Formation well in the BPA. The source of perchlorate-affected groundwater appears to primarily be the former BPA. A secondary source may also be the former RMPA.

2.4.2 1,1-Dichloroethene

The highest concentrations of 1,1-DCE have consistently been reported in groundwater samples collected from shallow screened wells located in the former BPA. Groundwater concentrations appear to rapidly decrease outside, and downgradient of, the footprint of the former BPA. 1,1-DCE was reported in groundwater samples collected from wells screened in the alluvium, shallow Mount Eden Formation, and deeper Mount Eden Formation. The concentration of 1,1-DCE decreases with depth. Low level concentrations of 1,1-DCE have been detected in groundwater samples collected from all four of the deeper Mount Eden Formation wells with the highest concentrations detected in the former BPA. The source of 1,1-DCE affected groundwater appears to be the former BPA.

2.4.3 TCE

The highest concentrations of TCE have consistently been reported in groundwater samples collected from shallow screened wells located in the former BPA. Groundwater concentrations appear to rapidly decrease outside, and downgradient of, the footprint of the former BPA. TCE was reported in groundwater samples collected from wells screened in the alluvium, shallow Mount Eden Formation and deeper Mount Eden Formation. The concentration of TCE decreases with depth. Low level concentrations of TCE have been detected in groundwater samples collected from all four of the deeper Mount Eden Formation wells with the highest concentrations detected in the former BPA. The source of TCE affected groundwater appears to be the former BPA.

2.4.4 1,4-Dioxane

The highest concentrations of 1,4-dioxane have consistently been reported in groundwater samples collected from shallow screened wells located in the former BPA. Groundwater concentrations appear to rapidly decrease outside, and downgradient of, the footprint of the former BPA. 1,4-Dioxane was reported in groundwater samples collected from wells screened in the alluvium, shallow Mount Eden Formation, and deeper Mount Eden Formation. The concentration of 1,4-dioxane decreases with depth. Low level concentrations of 1,4-dioxane have been detected in groundwater samples collected from two of the deep wells with the highest concentrations detected in the RMPA. The source of 1,4-dioxane affected groundwater appears to be the former BPA.

X:\GIS\Lockheed S1 Q3Q4\10COPC Exents APPX.mxd

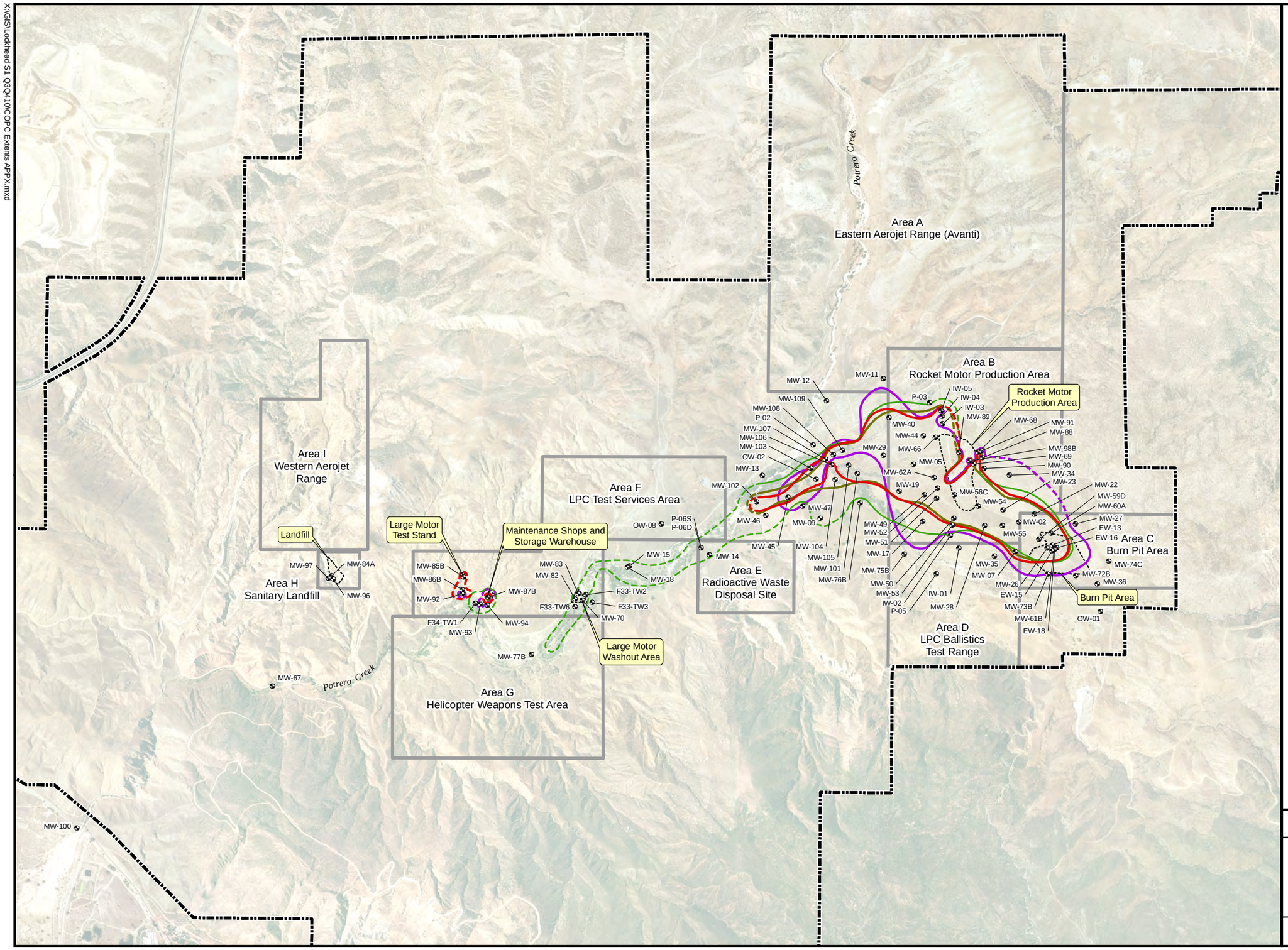

0 1,000 2,000 Feet

Adapted from: March 2007 aerial photograph.

Faults from structural analysis of Potrero Valley, *Lineament and Geologic Mapping Study, Tetra Tech, 2009.*

LEGEND

- Well Location
- Perchlorate (6.0 µg/L) - Dashed where inferred
- 1,4-Dioxane (1.0 µg/L) - Dashed where inferred
- Tricloroethene (5.0 µg/L) - Dashed where inferred
- 1,1-DCE (6.0 µg/L) - Dashed where inferred
- Beaumont Site 1 Property Boundary
- Historical Operational Area Boundary

Notes: Beaumont Site 1 property boundary is approximate.

Contour data compiled from Second Quarter and Fourth Quarter 2010 sampling events.

Beaumont Site 1

Figure 2-15

Primary COPC Extents for Alluvium and Shallow Mount Eden Formation

TETRA TECH

3.0 REFERENCES

Dibblee, T. W.

1981 Geologic Map of Banning (15 minute) Quadrangle, California, South Coast Geologic Society Map 2.

Domenico, P. A. and Schwartz, F. W.

1931 Geology of San Jacinto Quadrangle South of San Gorgonio Pass, California Journal of Mines and Geology, v. 27, no. 4, P.494-540.

Harden, Deborah R.

1998 California Geology. Prentice Hall, Inc., Upper Saddle River, New Jersey, 1998.

Leighton and Associates

1983a Geotechnical and Water Resources Management Feasibility Study, Potrero Creek Area South of Beaumont, Riverside County, California. March 24, 1983.

1983b Hydrogeologic Investigation for Water Resources Development, Potrero Creek, Riverside County, California. October 27, 1983.

Miller, W.J.

1944 Geology of Palm Springs, Blythe Strip, Riverside County, California, California journal of Mines and Geology, v.40, no.1, p.11-72.

Radian

1986 Lockheed Propulsion Company Beaumont Test Facilities Historical Report. September 1986.

1990 Lockheed Propulsion Company Beaumont Test Facilities Source and Hydrogeologic Investigation. February 1990.

1992 Hydrogeologic Study, Lockheed Propulsion Company Beaumont Test Facilities. December 1992.

Ransome, F. L.

1932 Final Geologic Report on the San Jacinto Tunnel Line Colorado River Aqueduct. Prepared for the Metropolitan Water District of Southern California. March 12, 1932.

Tetra Tech, Inc.

2002 Final Supplemental Site Characterization Report, Beaumont Site, Lockheed Martin Corporation. September 2002.

2003a Lockheed Beaumont, Site 1 & 2, Phase I Environmental Site Assessment, Beaumont, California. March 2003.

2003b Revised Groundwater Sampling and Analysis Plan, Lockheed Martin Corporation, Beaumont Site 1, Beaumont, California. May 2003.

2005a Soil Investigation Report, Beaumont Site 1, Historical Operational Areas A, B, and C, Lockheed Martin Corporation, Beaumont Site 1, Beaumont, California. May 2005.2005b Soil Investigation Report, Beaumont Site 1, Historical Operational Areas D, E, F, F, G, H, and I, Lockheed Martin Corporation, Beaumont Site 1, Beaumont, California. April 2005.

2006a Semiannual Groundwater Monitoring Report, First Quarter and Second Quarter 2005, Lockheed Martin Corporation, Beaumont Site 1. January 2006.

2006b Groundwater Monitoring Well Installation Work Plan, Lockheed Martin Corporation, Beaumont Site 1. November 2006.2008b Supplemental Soil Investigation Report Historical Operational Areas A, B, C, D, F, G and H, Lockheed Martin Corporation, Beaumont Site 1. May 2008.

2008c Dynamic Site Investigation Work Plan, Lockheed Martin Corporation, Beaumont Site 1, Beaumont, California. May 2008.2009a Semiannual Groundwater Monitoring Report, Third Quarter and Fourth Quarter 2007, Lockheed Martin Corporation, Beaumont Site 1. March 2009.

2010a Semiannual Groundwater Monitoring Report, First Quarter and Second Quarter 2009, Lockheed Martin Corporation, Beaumont Site 1. October 2010.

2010b Groundwater Installation and Sampling Report, Lockheed Martin Corporation, Beaumont Site 1. 2008.

4.0 ACRONYMS AND ABBREVIATIONS

1,1 DCA	1,1 dichloroethane
1,2 DCA	1,2 dichloroethane
1,1 DCE	1,1 dichloroethene
1,1,1 TCA	1,1,1 trichloroethane
1,1,2 – TCA	1,1,2 trichloroethane
bgs	below ground surface
BPA	burn pit area
BTEX	benzene, toluene, ethylbenzene, and xylenes
CDPH	California Department of Public Health
COPC	chemical of potential concern
CSM	conceptual site model
cis 1,2-DCE	cis 1,2-dichloroethene
DO	dissolved oxygen
DWNL	California drinking water notification level
DTSC	Department of Toxic Substances Control
EPA	United States Environmental Protection Agency
Freon-113	1,1,2-trichloro-1,2,2-trifluoroethane
ft/day	feet per day
GMP	Groundwater Monitoring Program
K	hydraulic conductivity
MCL	Maximum Contaminant Level
MCEA	Massacre Canyon Entrance Area
MDLs	method detection limits
mg/kg	milligrams per kilogram
mg/L	milligrams per liter
µg/kg	micrograms per kilogram
µg/L	micrograms per liter
µg/L/yr	micrograms per liter per year
$\mu g/m^3$	micrograms per cubic meter of air

NA	not analyzed / not applicable
NPCA	Northern Potrero Creek Area
NWS	National Weather Service
PCBs	polychlorinated biphenyls
PCE	tetrachloroethene or perchloroethylene
PRG	Preliminary Remediation Goals
QA/QC	quality assurance/quality control
Radian	Radian Corporation, Inc.
RECs	recognized environmental concerns
RL	reporting limit (laboratory)
RMPA	Rocket Motor Production Area
SVOCs	semi-volatile organic compounds
Tetra Tech	Tetra Tech, Inc.
TCE	trichloroethene
TPH	total petroleum hydrocarbons
VOCs	volatile organic compounds

APPENDIX B FIELD DATA SHEETS

TETRA TECH, INC.
348 West Hospitality Lane, Suite 300
San Bernardino, CA 92408-3216
(909) 381-1674; FAX (909) 889-1391

Lockheed Beaumont
GROUNDWATER MONITORING WELL
FIELD DATA LOG SHEET - STATIC WATER LEVELS

September 2010
Quarter 3

Monitoring Well I.D.	May-10 Static Water Level	Date Measured	Time	OVA (ppm)	Water Level (feet)	Second Static Water Level (feet) see foot note	Sample This Quarter	Dedicated Pump Installed Y/N	Well TD (feet) see foot note	Comments
Site 1 (TC# 26205-01.0101)										
EW-01	40.73	9/1/10	934	0.0	41.38	41.38	~~Y~~	N		
EW-02	NA	9/1/10	844	0.0	NA			N		obstruction in the well
EW-08	74.31	9/1/10	1151	0.0	74.63			N		
EW-09	75.48	9/2/10	1219	0.0	75.85			N		
EW-10	76.00	9/1/10	1145	0.6	76.31			N		
EW-11	76.04	9/1/10	1156	0.0	76.08			N		
EW-12	79.11	9/1/10	1142	1.6	79.44			N		
EW-13	80.54	9/1/10	1222	1.9	80.97			Y		
EW-14	80.59	9/1/10	1139	0.0	80.84			N		
EW-15	77.75	9/1/10	1204	4.7	78.63	78.63	Y	N		
EW-16	80.37	9/1/10	1220	0.6	80.75			N		
EW-17	74.19	~~8/30/10~~ 9/2/10	1222	0.0	75.38	75.38		N		
EW-18	78.15	9/1/10	1217	6.0	78.68	78.68		N		
EW-19	30.02	9/1/10	1343	0.0	34.71	34.71		N		

NOTE:
NA - Not Available
ND - Not Detected
If difference from this month and previous month is greater than 0.5 ft. confirm measurement with 2nd static water level measurement.
T.D. well only if sampling this quarter.

TT_MW-31D - 200.29

TETRA TECH, INC.
348 West Hospitality Lane, Suite 300
San Bernardino, CA 92408-3216
(909) 381-1674; FAX (909) 889-1391

Lockheed Beaumont
GROUNDWATER MONITORING WELL
FIELD DATA LOG SHEET - STATIC WATER LEVELS

September 2010
Quarter 3

Monitoring Well I.D.	May-10 Static Water Level	Date Measured	Time	OVA (ppm)	Water Level (feet)	Second Static Water Level (feet) see foot note	Sample This Quarter	Dedicated Pump Installed Y/N	Well TD (feet) see foot note	Comments
F33-TW2	4.49	9/2/10	834	0.0	6.41	6.41	Y	N		
F33-TW3	4.69	9/2/10	837	0.0	5.36	5.36	Y	N		
F33-TW6	4.75	9/2/10	848	0.1	6.05	6.05	Y	N		
F33-TW7	6.47	9/2/10	844	0.0	7.98	7.98	Y	N		
F34-TW1	4.36	9/2/10	857	0.0	5.75	5.75		N		
IW-01	58.21	9/1/10	1009	0.0	59.08	59.08		N		
IW-02	52.69	9/1/10	1005	0.0	53.49	53.49		N		
IW-03	37.87	9/1/10	811	0.0	38.16			N		
IW-04	40.80	9/1/10	808	0.0	41.76	41.76		Y		
IW-05	42.53	9/1/10	805	0.0	42.85			N		

NOTE:
NA - Not Available
ND - Not Detected
If difference from this month and previous month is greater than 0.5 ft. confirm measurement with 2nd static water level measurement.
T.D. well only if sampling this quarter.

TETRA TECH, INC.
348 West Hospitality Lane, Suite 300
San Bernardino, CA 92408-3216
(909) 381-1674; FAX (909) 889-1391

Lockheed Beaumont
GROUNDWATER MONITORING WELL
FIELD DATA LOG SHEET - STATIC WATER LEVELS

September 2010
Quarter 3

Monitoring Well I.D.	May-10 Static Water Level	Date Measured	Time	OVA (ppm)	Water Level (feet)	Second Static Water Level (feet) see foot note	Sample This Quarter	Dedicated Pump Installed Y/N	Well TD (feet) see foot note	Comments
MW-01	73.65	9/2/10	~~946~~ 1059	0.0	~~27.65~~ 74.88	74.88		Y		
MW-02	67.50	9/2/10	929	0.0	68.06	68.06		Y		
MW-03	126.98	9/2/10	926	0.0	126.57	126.57		Y		
MW-04	57.42	9/2/10	947	0.0	57.98	57.98		Y		
MW-05	22.90	9/1/10	832	0.0	23.31			Y		
MW-06	25.64	9/1/10	834	0.0	26.23	26.23		Y		
MW-07	73.15	9/2/10	1102	0.0	74.33	74.33		Y		
MW-08	15.46	9/1/10	1050	0.0	16.51	16.51		Y		
MW-09	0.10 PSI	9/1/10	1052	1.2	2.74	2.74		N		
MW-10	75.88	9/2/10	1017	0.0	76.19	76.19		N		
MW-11	44.90	8/31/10	1322	0.0	45.16	45.16		Y		
MW-12	13.85	8/31/10	1236	0.0	~~19.16~~ 19.06 ft.	~~19.10~~ 19.06 ft.		Y		
MW-13	9.35	8/31/10	1229	0.0	15.60	15.60		Y		
MW-14	24.24	9/1/10	1358	6.1	24.96	24.96		Y		
MW-15	25.29	8/31/10	1153	0.0	27.65	27.65		Y		

NOTE:
NA - Not Available
ND - Not Detected
If difference from this month and previous month is greater than 0.5 ft. confirm measurement with 2nd static water level measurement.
T.D. well only if sampling this quarter.

TETRA TECH, INC.
348 West Hospitality Lane, Suite 300
San Bernardino, CA 92408-3216
(909) 381-1674; FAX (909) 889-1391

Lockheed Beaumont
GROUNDWATER MONITORING WELL
FIELD DATA LOG SHEET - STATIC WATER LEVELS

September 2010
Quarter 3

Monitoring Well I.D.	May-10 Static Water Level	Date Measured	Time	OVA (ppm)	Water Level (feet)	Second Static Water Level (feet) see foot note	Sample This Quarter	Dedicated Pump Installed Y/N	Well TD (feet) see foot note	Comments
MW-17	38.61	8/30/10	1330	0.0	39.51	39.51		Y		
MW-18	25.25	8/31/10	1151	0.6	27.50	27.50		Y		
MW-19	20.14	9/1/10	910	0.5	21.36	21.36		Y		
MW-20	59.50	9/2/10	921	0.0	60.31	60.31		N		
MW-22	70.67	9/2/10	933	0.0	71.13	71.13		Y		
MW-23	62.52	9/2/10	944	0.0	63.20	63.20		Y		
MW-26	77.01	9/2/10	1144	30.3	78.67	78.67		X		
MW-27	79.25	9/2/10	1020	0.0	79.61			Y		
MW-28	58.40	9/2/10	918	0.0	59.23	59.23		Y		
MW-29	26.95	9/1/10	827	0.0	27.71	27.71		N		
MW-30	62.17	9/2/10	941	0.0	62.74	62.74		N		
MW-31	93.16	9/1/10	1201	0.0	94.24	94.24		Y		
MW-32	86.58	9/2/10	1058	0.0	87.47	87.47		Y		
MW-34	50.68	8/30/10	1226	0.0	51.13			Y		
MW-35	68.09	9/2/10	1054	0.0	69.09	69.09		X		

NOTE:
NA - Not Available
ND - Not Detected
If difference from this month and previous month is greater than 0.5 ft. confirm measurement with 2nd static water level measurement.
T.D. well only if sampling this quarter.

TETRA TECH, INC.
348 West Hospitality Lane, Suite 300
San Bernardino, CA 92408-3216
(909) 381-1674; FAX (909) 889-1391

Lockheed Beaumont
GROUNDWATER MONITORING WELL
FIELD DATA LOG SHEET - STATIC WATER LEVELS

September 2010
Quarter 3

Monitoring Well I.D.	May-10 Static Water Level	Date Measured	Time	OVA (ppm)	Water Level (feet)	Second Static Water Level (feet) see foot note	Sample This Quarter	Dedicated Pump Installed Y/N	Well TD (feet) see foot note	Comments
MW-36	63.18	9/2/10	1149	0.0	73.60	73.60		Y		
MW-38	42.17	8/31/10	1140	0.0	43.85	43.83		N		
MW-39	42.10	8/30/10	1254	0.0	42.65	42.65		N		
MW-40	41.33	8/31/10	1314	0.0	42.18	42.18		Y		
MW-41	34.55	9/2/10	1000	0.0	35.04	35.04		N		
MW-43	5.46	9/1/10	1324	0.0	7.53	7.53		Y		
MW-44	31.76	9/1/10	8:21	0.0	32.07			N		
MW-45	3.80 PSI	9/1/10	1326	NA	3.20 psi			N		Artesian
MW-46	46.97	9/1/10	1333	0.0	49.67	49.67		Y		
MW-47	3.00 PSI	9/1/10	1316	NA	2.35psi	2.35psi		N		Artesian
MW-48	9.35	9/1/10	1314	0.0	11.76	11.76		Y		
MW-49	29.75	9/1/10	905	0.0	30.46	30.46		Y		
MW-50	49.27	9/1/10	953	0.0	50.02	50.02		N		concrete pad needs to be replaced
MW-51	36.68	8/30/10	1315	0.0	37.16			N		
MW-52	34.84	9/1/10	859	0.0	35.46	35.46		N		

NOTE:
NA - Not Available
ND - Not Detected
If difference from this month and previous month is greater than 0.5 ft. confirm measurement with 2nd static water level measurement.
T.D. well only if sampling this quarter.

TETRA TECH, INC.
348 West Hospitality Lane, Suite 300
San Bernardino, CA 92408-3216
(909) 381-1674; FAX (909) 889-1391

Lockheed Beaumont
GROUNDWATER MONITORING WELL
FIELD DATA LOG SHEET - STATIC WATER LEVELS

September 2010
Quarter 3

Monitoring Well I.D.	May-10 Static Water Level	Date Measured	Time	OVA (ppm)	Water Level (feet)	Second Static Water Level (feet) see foot note	Sample This Quarter	Dedicated Pump Installed Y/N	Well TD (feet) see foot note	Comments
MW-53	51.14	9/1/10	958	0.0	51.81	51.81		Y		monument needs to be replaced
MW-54	51.14	9/2/10	912	0.0	51.84	51.84		Y		
MW-55	64.14	9/2/10	924	1.2	64.85	64.85		Y		
MW-56A	52.72	8/30/10	1300	0.0	53.28	53.28		Y		
MW-56B	40.50	8/30/10	1302	0.0	41.20	41.20		Y		
MW-56C	40.94	8/30/10	1304	0.0	41.56	41.56		Y		
MW-56D	40.42	8/30/10	1306	0.0	41.07	41.07		N		
MW-57A	43.80	9/1/10	940	0.0	44.50	44.50		N		
MW-57B	43.93	9/1/10	942	0.0	44.67	44.67		N		
MW-57C	43.79	9/1/10	944	0.0	44.50	44.50		N		
MW-57D	44.06	9/1/10	946	0.0	44.69	44.69		N		
MW-58A	38.96	8/30/10	1309	0.0	39.68	39.68		N		
MW-58B	39.03	9/1/10	922	0.2	39.65	39.65		N		
MW-58C	39.31	9/1/10	924	0.4	39.96	39.96		N		
MW-58D	39.15	9/1/10	926	0.3	39.90	39.90		N		

NOTE:
NA - Not Available
ND - Not Detected
If difference from this month and previous month is greater than 0.5 ft. confirm measurement with 2nd static water level measurement.
T.D. well only if sampling this quarter.

TETRA TECH, INC.
348 West Hospitality Lane, Suite 300
San Bernardino, CA 92408-3216
(909) 381-1674; FAX (909) 889-1391

Lockheed Beaumont
GROUNDWATER MONITORING WELL
FIELD DATA LOG SHEET - STATIC WATER LEVELS

September 2010
Quarter 3

Monitoring Well I.D.	May-10 Static Water Level	Date Measured	Time	OVA (ppm)	Water Level (feet)	Second Static Water Level (feet) see foot note	Sample This Quarter	Dedicated Pump Installed Y/N	Well TD (feet) see foot note	Comments
MW-59A	81.45	9/2/10	1214	0.0	81.11			Y		
MW-59B	76.37	9/2/10	1217	0.0	76.83			Y		
MW-59C	77.71	9/2/10	1230	0.2	78.37	78.37		N		
MW-59D	77.48	9/2/10	1223	0.0	78.17	78.17		Y		
MW-60A	80.49	9/2/10	1229	0.2	81.01	81.01		Y		
MW-60B	79.45	9/2/10	1232	0.0	79.83	79.83		Y		
MW-61A	87.39	9/1/10	1210	0.0	88.31	88.31		Y		
MW-61B	80.30	9/1/10	1212	1.3	80.88	80.88		Y		
MW-61C	85.10	9/1/10	1214	0.0	86.09	86.09		Y		
MW-61D	82.48	9/1/10	1216	4.2	83.54	83.54		N		
MW-62A	30.95	9/1/10	852	0.1	31.41	31.41		Y		
MW-62B	30.71	9/1/10	850	0.0	31.38	31.38		N		
MW-63	53.81	9/2/10	915	0.0	54.54	54.54		N		
MW-64	29.12	9/1/10	841	0.0	29.47					
MW-65	29.70	9/1/10	839	0.0	30.11					

NOTE:
NA - Not Available
ND - Not Detected
If difference from this month and previous month is greater than 0.5 ft. confirm measurement with 2nd static water level measurement.
T.D. well only if sampling this quarter.

TETRA TECH, INC.
348 West Hospitality Lane, Suite 300
San Bernardino, CA 92408-3216
(909) 381-1674; FAX (909) 889-1391

Lockheed Beaumont
GROUNDWATER MONITORING WELL
FIELD DATA LOG SHEET - STATIC WATER LEVELS

September 2010
Quarter 3

Monitoring Well I.D.	May-10 Static Water Level	Date Measured	Time	OVA (ppm)	Water Level (feet)	Second Static Water Level (feet) see foot note	Sample This Quarter	Dedicated Pump Installed. Y/N	Well TD (feet) see foot note	Comments
MW-66	34.82	9/1/10	819	0.0	35.09			Y		
MW-67	4.68	8/31/10	920	0.0	6.28	6.28		Y		
MW-68	39.14	8/30/10	1233	0.0	39.86	39.86		Y		
MW-69	40.74	8/30/10	1250	0.0	40.99			Y		
MW-70	26.02	8/31/10	1132	0.0	27.94	27.94	Y	Y		
MW-71A	161.60	9/1/10	1125	0.0	161.52			Y		
MW-71B	86.95	9/1/10	1127	0.0	87.33			Y		
MW-71C	88.37	9/1/10	1129	0.0	89.08	89.08		Y		
MW-72A	83.60	9/2/10	1153	0.0	92.25			Y		
MW-72B	79.95	9/2/10	1156	0.0	89.53			Y		
MW-72C	79.32	9/2/10	1159	0.0	89.61			Y		
MW-73A	109.34	9/2/10	1203	0.6	110.84	110.84		Y		
MW-73B	93.75	9/2/10	1206	0.0	95.50	95.50		Y		
MW-73C	81.67	9/2/10	1209	0.0	82.14	82.18		Y		
MW-74A	161.06	9/2/10	1026	0.0	160.48	160.48		Y		

NOTE:
NA - Not Available
ND - Not Detected
If difference from this month and previous month is greater than 0.5 ft. confirm measurement with 2nd static water level measurement.
T.D. well only if sampling this quarter.

TETRA TECH, INC.
348 West Hospitality Lane, Suite 300
San Bernardino, CA 92408-3216
(909) 381-1674; FAX (909) 889-1391

Lockheed Beaumont
GROUNDWATER MONITORING WELL
FIELD DATA LOG SHEET - STATIC WATER LEVELS

September 2010
Quarter 3

Monitoring Well I.D.	May-10 Static Water Level	Date Measured	Time	OVA (ppm)	Water Level (feet)	Second Static Water Level (feet) see foot note	Sample This Quarter	Dedicated Pump Installed Y/N	Well TD (feet) see foot note	Comments
MW-74B	117.77	9/2/10	1029	0.0	118.57	118.57		Y		
MW-74C	86.81	9/2/10	1032	0.0	87.67	87.67		Y		
MW-75A	56.79	9/1/10	1024	6.0	57.69	57.67		Y		
MW-75B	47.76	9/1/10	1026	0.3	48.91	48.91		Y		
MW-75C	48.42	9/1/10	1028	0.0	49.49	49.49		Y		
MW-76A	24.64	9/1/10	1040	0.0	25.47	25.47		Y		
MW-76B	17.15	9/1/10	1042	0.0	19.31	19.31		Y		
MW-76C	10.26	9/1/10	1044	0.0	11.23	11.23		Y		
MW-77A	10.86	8/31/10	1117	0.0	13.48	13.48		Y		
MW-77B	15.74	8/31/10	1119	0.0	17.34	17.34		Y		
MW-78	90.22	9/2/10	1226	6.0	90.68			Y		
MW-79A	43.35	8/30/10	1322	0.0	44.38	44.38		Y		
MW-79C	40.75	8/30/10	1326	0.0	41.58	41.58		Y		
MW-80	0.10 PSI	9/1/10	1321	0.0	1.83	1.83		N		
MW-81	26.59	8/31/10	1148	0.0	28.93	28.93		Y		

NOTE:
NA - Not Available
ND - Not Detected
If difference from this month and previous month is greater than 0.5 ft. confirm measurement with 2nd static water level measurement.
T.D. well only if sampling this quarter.

TETRA TECH, INC.
348 West Hospitality Lane, Suite 300
San Bernardino, CA 92408-3216
(909) 381-1674; FAX (909) 889-1391

Lockheed Beaumont
GROUNDWATER MONITORING WELL
FIELD DATA LOG SHEET - STATIC WATER LEVELS

September 2010
Quarter 3

Monitoring Well I.D.	May-10 Static Water Level	Date Measured	Time	OVA (ppm)	Water Level (feet)	Second Static Water Level (feet) see foot note	Sample This Quarter	Dedicated Pump Installed Y/N	Well TD (feet) see foot note	Comments
MW-82	23.68	8/31/10	1128	0.0	25.51	25.51	Y	X		
MW-83	22.24	8/31/10	1126	0.0	24.30	24.30	Y	V		
MW-84A	63.34	8/31/10	939	0.02	63.87	63.87		Y		
MW-84B	66.95	8/31/10	937	0.01	67.36	67.36		Y		
MW-85A	5.27	8/31/10	1000	0.4	6.79	6.79		Y		
MW-85B	2.30	8/31/10	957	0.0	4.8~	4.82		X		
MW-86A	14.55	8/31/10	1009	0.0	15.98	15.98		X		
MW-86B	17.73	8/31/10	1011	0.0	19.04	19.04		Y		
MW-87A	19.48	8/31/10	1022	0.0	20.85	20.85		X		
MW-87B	17.65	8/31/10	1024	0.0	19.81	19.81		Y		
MW-88	38.58	9/2/10	954	0.0	38.87			Y		
MW-89	33.33	9/2/10	1010	0.0	33.76			Y		
MW-90	44.72	8/30/10	1242	0.0	45.00			Y		
MW-91	40.33	8/30/10	1231	0.0	40.72			Y		
MW-92	31.61	8/31/10	1014	0.0	32.96	32.96		Y		

NOTE:
NA - Not Available
ND - Not Detected
If difference from this month and previous month is greater than 0.5 ft. confirm measurement with 2nd static water level measurement.
T.D. well only if sampling this quarter.

TETRA TECH, INC.
348 West Hospitality Lane, Suite 300
San Bernardino, CA 92408-3216
(909) 381-1674; FAX (909) 889-1391

Lockheed Beaumont
GROUNDWATER MONITORING WELL
FIELD DATA LOG SHEET - STATIC WATER LEVELS

September 2010
Quarter 3

Monitoring Well I.D.	May-10 Static Water Level	Date Measured	Time	OVA (ppm)	Water Level (feet)	Second Static Water Level (feet) see foot note	Sample This Quarter	Dedicated Pump Installed Y/N	Well TD (feet) see foot note	Comments
MW-93	32.97	8/31/10	1031	0.0	34.80	34.80		Y		
MW-94	19.53	8/31/10	1028	0.0	21.66	21.66		Y		
MW-95	20.75	8/31/10	1016	0.0	21.64	21.64		Y		
MW-96	54.39	8/31/10	942	0.1 ~~0.01~~	54.97	54.97		Y		
MW-97	49.39	8/31/10	944	0.0	50.91	50.91		Y		
MW-98A	47.30	9/2/10	1044	0.1	47.70			Y		
MW-98B	39.52	9/2/10	1047	0.0	39.71			Y		
MW-99	57.29	8/30/10	1236	0.0	57.70			Y		
MW-100	101.82	8/30/10	1142	0.0	106.38		Y	Y	172.60	
MW-101	12.03	9/1/10	914	0.3	15.16	15.16	Y	Y		
MW-102	32.86	9/1/10	1336	0.1	36.31	36.31	Y	Y		
OW-01	55.04	9/2/10	1034	0.0	54.86			Y		
OW-02	2.56	9/1/10	1309	0.0	3.22	3.22		N		
OW-03	41.70	8/30/10	1257	0.0	42.32	42.32		N		

NOTE:
NA - Not Available
ND - Not Detected
If difference from this month and previous month is greater than 0.5 ft. confirm measurement with 2nd static water level measurement.
T.D. well only if sampling this quarter.

TETRA TECH, INC.
348 West Hospitality Lane, Suite 300
San Bernardino, CA 92408-3216
(909) 381-1674; FAX (909) 889-1391

Lockheed Beaumont
GROUNDWATER MONITORING WELL
FIELD DATA LOG SHEET - STATIC WATER LEVELS

September 2010
Quarter 3

Monitoring Well I.D.	May-10 Static Water Level	Date Measured	Time	OVA (ppm)	Water Level (feet)	Second Static Water Level (feet) see foot note	Sample This Quarter	Dedicated Pump Installed Y/N	Well TD (feet) see foot note	Comments
OW-05	Dry	8/31/10	1307	0.0	Dry			N	68.14	
OW-06	Dry	8/31/10	1208	0.0	Dry			N	40.17	
OW-07	Dry	8/31/10	1215	0.0	Dry			N	49.27	
OW-08	46.11	8/31/10	1200	0.0	48.27	48.27		Y		
P-02	13.34	8/31/10	1255	0.0	17.19	17.19		Y		
P-03	47.02	9/1/10	759	0.0	47.63	47.63		Y		
P-04	17.93	8/31/10	1258	0.3	23.02	23.02		N		
P-05	59.70	9/1/10	1017	0.0	60.75	60.75		Y		
P-06S	29.47	9/1/10	1349	0.0	34.02	34.02	Y	N		
P-06D	30.37	9/1/10	1352	0.0	35.07	35.07	Y	N		
P-07	30.86	9/1/10	1346	0.0	35.58	35.58		N		
P-08	26.61	9/1/10	1355	0.0	31.34	31.34		N		
VRW-01	Dry	9/1/10	1239	0.0	Dry			N	50.27	

NOTE:
NA - Not Available
ND - Not Detected
If difference from this month and previous month is greater than 0.5 ft. confirm measurement with 2nd static water level measurement.
T.D. well only if sampling this quarter.

TETRA TECH, INC.
348 West Hospitality Lane, Suite 300
San Bernardino, CA 92408-3216
(909) 381-1674; FAX (909) 889-1391

Lockheed Beaumont
GROUNDWATER MONITORING WELL
FIELD DATA LOG SHEET - STATIC WATER LEVELS

September 2010
Quarter 3

Monitoring Well I.D.	May-10 Static Water Level	Date Measured	Time	OVA (ppm)	Water Level (feet)	Second Static Water Level (feet) see foot note	Sample This Quarter	Dedicated Pump Installed Y/N	Well TD (feet) see foot note	Comments
VRW-03	74.29	9/8/10	1320	0.0	74.35					

NOTE:
NA - Not Available
ND - Not Detected
If difference from this month and previous month is greater than 0.5 ft. confirm measurement with 2nd static water level measurement.
T.D. well only if sampling this quarter.

TETRA TECH
348 W Hospitality Ln. Suite 100
San Bernardino, CA 92408
Telephone (909) 381-1674
Telefax (909) 889-139

GROUNDWATER MONITORING WELL
FIELD DATA LOG SHEET - SAMPLING

DATE 9/15/10 SITE NAME / NUMBER 1 PURGING DEVICE: ☐ Grundfos Pump ☐ Peristaltic Pump ☑ Bladder Pump

PROGRAM NAME LMC Beaumont Site 1 SAMPLING DEVICE: ☐ Purging Pump ☐ Disposable Bailer ☐ Other

MONITORING WELL IDENTIFICATION EW-15 OVA: ☐ FID ☑ PID In Casing (ppm) (initial) _____ (vented to) _____

SAMPLE I.D. EW-15 DUPLICATE I.D. EW-15-DUP IN BREATHING ZONE (ppm) (initial) _____ (vented to) _____

STATIC WATER LEVEL (ft btoc) ~~DTW~~ 78.89 WELL DEPTH (ft btoc) 97.41 FINAL PUMP DEPTH (ft btoc) 93

WATER COLUMN (feet) _____ CASING/TUBE DIAMETER (ft/in) _____ SAMPLER'S SIGNATURE _____

WELL /PUMP VOLUME (V) (gal/ml) 756 3 v (gal/ml) _____ WELL SAMPLE TIME 1256 DUPLICATE SAMPLE TIME 1315

Time	Activity	Water Level (ft btoc)	Pump Depth (ft btoc)	Temp (°C)	EC (ms/cm)	pH	Turbidity (NTU)	Dissolved Oxygen (mg/L)	ORP (mV)	Color	Volume Purged (gals/ml)	~~Well~~/Pump Volumes Purged	Flow Rate (~~gal/min~~ ml/min)
1233	start purge	78.89	93	—	—	—	—	—	—	—	0	0	105
1241		79.20	↓	26.46	0.564	7.51	101.4	0.84	-126.7	cloudy	840	1.11	65
1244		79.25		26.72	0.566	7.37	68.2	0.46	-132.1	cloudy	1035	1.36	
1247		79.30		27.12	0.566	7.28	35.4	0.32	-135.1	cloudy	1230	1.62	
1250		79.33		27.42	0.567	7.27	33.0	0.25	-136.1	cloudy	1425	1.88	
1253		79.35		28.72	0.568	7.25	31.6	0.22	-131.6	cloudy	1620	2.14	
1256	sample	79.37	↓	28.62	0.569	7.23	33.8	0.21	-133.4	cloudy	1815	2.40	
1315	DUP												

Colorimetric test (taken prior to sampling) Alkalinity (ppm): — Fe^{+2} (ppm): — D.O. (ppm): —

Water level at time of sampling (ft btoc): 79.37 Turbidity at time of sampling: 33.8

Pump Settings: CPM: 2 PSI: 55 Recharge: 26 Discharge: 4

Comments:

PARAMETERS FOR WATER QUALITY STABILIZATION	
Temperature collect readings	Conductivity ± 3 %
pH ± 0.1	DO ± 0.3 mg/L
Turbidity < 10 NTUs (if > 10 NTUs ± 10 %)	
WL ± 0.1 foot	ORP ± 10 mV

Note:

If volatiles are detected in the breathing zone during the initial screening, the breathing zone will be periodically monitored during purging and sampling activities.

All water levels and pump depths are measured from the reference point (notch) in the top of the well casing.

If no reference point is observed then the casing high point should be notched and measurements should be collected from this point.

Every attempt should be made to limit water level drawdown to less than 0.33 feet and purge rate to less than 0.5 L/min.

TETRA TECH
348 W Hospitality Ln. Suite 100
San Bernardino, CA 92408
Telephone (909) 381-1674
Telefax (909) 889-139

GROUNDWATER MONITORING WELL
FIELD DATA LOG SHEET - SAMPLING

DATE 9/14/10 SITE NAME / NUMBER 1 PURGING DEVICE: ☐ Grundfos Pump ☑ Peristaltic Pump ☐ Bladder Pump

PROGRAM NAME LMC Beaumont Site 2 SAMPLING DEVICE: ☐ Purging Pump ☐ Disposable Bailer ☐ Other

MONITORING WELL IDENTIFICATION F33-TW2 OVA: ☐ FID ☐ PID In Casing (ppm) (initial) _____ (vented to) _____

SAMPLE I.D. F33-TW2 DUPLICATE I.D. — IN BREATHING ZONE (ppm) (initial) _____ (vented to) _____

STATIC WATER LEVEL (ft btoc) 6.57 WELL DEPTH (ft btoc) 14.09 FINAL PUMP DEPTH (ft btoc) 14

WATER COLUMN (feet) _____ ~~CASING~~/TUBE DIAMETER ~~(ft)~~/in) 1/4 SAMPLER'S SIGNATURE Jose R. Santoyo

~~WELL~~ /PUMP VOLUME (V) ~~(gal/ml)~~ 81 3 v (gal/ml) — WELL SAMPLE TIME _____ DUPLICATE SAMPLE TIME _____

Time	Activity	Water Level (ft btoc)	Pump Depth (ft btoc)	Temp (°C)	EC (ms/cm)	pH	Turbidity (NTU)	Dissolved Oxygen (mg/L)	ORP (mV)	Color	Volume Purged ~~(gals/ml)~~	~~Well~~/Pump Volumes Purged	Flow Rate ~~(gal/min~~ ml/min)
756	start purge	6.57	14	—	—	—	—	—	—	—	0	0	300
801		6.60		18.45	0.692	7.14	1.54	0.62	46.0	clear	1500	18.51	
804 ~~803~~		6.60		18.46	0.692	7.05	2.12	0.45	15.1	clear	2400	29.62	
807 ~~806~~		6.60		18.51	0.693	7.03	1.12	0.42	-2.1	clear	3300	40.74	
810 ~~809~~		6.60		18.58	0.695	7.03	1.99	0.36	-20.4	clear	4200	51.85	
813		6.60		18.64	0.697	7.04	2.95	0.39	-20.7	clear	5100	62.96	
816		6.60		18.69	0.699	7.05	1.27	0.35	-32.9	clear	6000	74.07	
819		6.60		18.72	0.702	7.04	0.54	0.30	-42.9	clear	6900	85.18	
822		6.60		18.76	0.704	7.04	0.97	0.29	-47.5	clear	7800	96.29	
825	sample	6.60	▼	18.80	0.705	7.03	1.82	0.27	-52.4	clear	8700	107.40	

Colorimetric test (taken prior to sampling) ~~Alkalinity (ppm)~~ Sulfide mg/L: 0.02 Fe^{+2} ~~(ppm)~~ mg/L: 1.10 D.O. (ppm): —

Water level at time of sampling (ft btoc): 6.60 Turbidity at time of sampling: 1.82

Pump Settings: CPM: — PSI: — Recharge: — Discharge: —

Comments: 935- End Sampling MS/MSD

PARAMETERS FOR WATER QUALITY STABILIZATION	
Temperature collect readings	Conductivity ± 3 %
pH ± 0.1	DO ± 0.3 mg/L
Turbidity < 10 NTUs (if > 10 NTUs ± 10 %)	
WL ± 0.1 foot	ORP ± 10 mV

Note:

If volatiles are detected in the breathing zone during the initial screening, the breathing zone will be periodically monitored during purging and sampling activities.

All water levels and pump depths are measured from the reference point (notch) in the top of the well casing.

If no reference point is observed then the casing high point should be notched and measurements should be collected from this point.

Every attempt should be made to limit water level drawdown to less than 0.33 feet and purge rate to less than 0.5 L/min.

TETRA TECH
348 W Hospitality Ln. Suite 100
San Bernardino, CA 92408
Telephone (909) 381-1674
Telefax (909) 889-139

GROUNDWATER MONITORING WELL
FIELD DATA LOG SHEET - SAMPLING

DATE 9/14/10 SITE NAME / NUMBER 1 PURGING DEVICE: ☐ Grundfos Pump ☑ Peristaltic Pump ☐ Bladder Pump

PROGRAM NAME LMC Beaumont Site 1 SAMPLING DEVICE: ☐ Purging Pump ☐ Disposable Bailer ☐ Other

MONITORING WELL IDENTIFICATION F33-TW3 OVA: ☐ FID ☐ PID In Casing (ppm) (initial) 0.0 (vented to) ____

SAMPLE I.D. F33-TW3 DUPLICATE I.D. ____ IN BREATHING ZONE (ppm) (initial) ____ (vented to) ____

STATIC WATER LEVEL (ft btoc) 5.41 WELL DEPTH (ft btoc) 13.22 FINAL PUMP DEPTH (ft btoc) ____

WATER COLUMN (feet) 7.81 ~~CASING~~/TUBE DIAMETER (ft/in) 1/4 SAMPLER'S SIGNATURE [signature]

~~WELL~~ /PUMP VOLUME (V) ~~(gal/ml)~~ 81 3 v (gal/ml) ____ WELL SAMPLE TIME ____ DUPLICATE SAMPLE TIME ____

Time	Activity	Water Level (ft btoc)	Pump Depth (ft btoc)	Temp (°C)	EC (ms/cm)	pH	Turbidity (NTU)	Dissolved Oxygen (mg/L)	ORP (mV)	Color	Volume Purged ~~(gals/ml)~~	~~Well~~/Pump Volumes Purged	Flow Rate ~~(gal/min~~ ml/min)
954	Start Purge	5.41	13	—	—	—	—	—	—	—	Ø	Ø	320
959		5.43		19.12	0.644	7.78	1.02	1.00	-18.6	clear	1600	19.76	
1002		5.43		18.92	0.642	7.59	0.50	0.62	-44.8	clear	2560	31.60	
1005		5.43		18.92	0.639	7.47	0.47	0.46	-61.3	clear	3520	43.45	
1008		5.43		18.85	0.641	7.40	0.59	0.36	-67.2	clear	4480	55.30	
1011		5.43		18.85	0.643	7.36	0.24	0.30	-72.3	clear	5440	67.16	
1014	Sample	5.43	↓	18.84	0.643	7.34	0.35	0.26	-75.4	clear	6400	79.00	

Colorimetric test (taken prior to sampling) ~~Alkalinity (ppm)~~: 0.00 Sulfide mg/L Fe^{+2} (ppm): 0.63 mg/L D.O. (ppm): —

Water level at time of sampling (ft btoc): ____ Turbidity at time of sampling: ____

Pump Settings: CPM: — PSI: — Recharge: — Discharge: —

Comments: 1047 - End Sampling

PARAMETERS FOR WATER QUALITY STABILIZATION	
Temperature collect readings	Conductivity ± 3 %
pH ± 0.1	DO ± 0.3 mg/L
Turbidity < 10 NTUs (if > 10 NTUs ± 10 %)	
WL ± 0.1 foot	ORP ± 10 mV

Note:

If volatiles are detected in the breathing zone during the initial screening, the breathing zone will be periodically monitored during purging and sampling activities.

All water levels and pump depths are measured from the reference point (notch) in the top of the well casing.

If no reference point is observed then the casing high point should be notched and measurements should be collected from this point.

Every attempt should be made to limit water level drawdown to less than 0.33 feet and purge rate to less than 0.5 L/min.

TETRA TECH
348 W Hospitality Ln. Suite 100
San Bernardino, CA 92408
Telephone (909) 381-1674
Telefax (909) 889-139

GROUNDWATER MONITORING WELL
FIELD DATA LOG SHEET - SAMPLING

DATE 9/14/10 SITE NAME / NUMBER 1

PROGRAM NAME LMC Beaumont site

MONITORING WELL IDENTIFICATION F33-TW6

SAMPLE I.D. F33-TW6 DUPLICATE I.D. ———

STATIC WATER LEVEL (ft btoc) 6.25 WELL DEPTH (ft btoc) 12.81

WATER COLUMN (feet) 6.56 CASING/TUBE DIAMETER (ft/in) 4

WELL /PUMP VOLUME (V) (gal/ml) 81 3 v (gal/ml) ———

PURGING DEVICE: ☐ Grundfos Pump ☒ Peristaltic Pump ☐ Bladder Pump

SAMPLING DEVICE: ☐ Purging Pump ☐ Disposable Bailer ☐ Other

OVA: ☐ FID ☒ PID In Casing (ppm) (initial) 0.0 (vented to) ———

IN BREATHING ZONE (ppm) (initial) ——— (vented to) ———

FINAL PUMP DEPTH (ft btoc) ———

SAMPLER'S SIGNATURE [signature]

WELL SAMPLE TIME 1305 1394 DUPLICATE SAMPLE TIME ———

Time	Activity	Water Level (ft btoc)	Pump Depth (ft btoc)	Temp (°C)	EC (ms/cm)	pH	Turbidity (NTU)	Dissolved Oxygen (mg/L)	ORP (mV)	Color	Volume Purged ~~(gals)~~/ml)	Well/Pump Volumes Purged	Flow Rate ~~(gal/min~~ ml/min)
1244	start purge	6.25	12	———	———	———	———	———	———	———	0	0	310
1249		6.26	↓	19.58	0.716	7.56	0.93	0.66	-54.2	clear	1550	19.14	
1252		6.26		19.49	0.713	7.27	0.72	0.44	-54.3	clear	2480	30.62	
1255		6.27		19.56	0.710	7.15	0.72	0.33	-52.3	clear	3410	42.10	
1258		6.27		19.50	0.710	7.10	0.64	0.29	-51.3	clear	4340	53.58	
1301		6.27		19.47	0.710	7.08	0.58	0.26	-50.3	clear	5250	64.82	
1304	sample	6.27	↓	19.44	0.710	7.07	0.67	0.23	-50.1	clear	6180	76.30	

Colorimetric test (taken prior to sampling) Alkalinity ~~(ppm)~~: Sulfide mg/L 0.00 Fe^{+2} ~~(ppm)~~: mg/L 0.43 D.O. (ppm): ———

Water level at time of sampling (ft btoc): 6.27 Turbidity at time of sampling: 0.67

Pump Settings: CPM: ——— PSI: ——— Recharge: ——— Discharge: ———

Comments: 1326-End Sampling

PARAMETERS FOR WATER QUALITY STABILIZATION	
Temperature collect readings	Conductivity ± 3 %
pH ± 0.1	DO ± 0.3 mg/L
Turbidity < 10 NTUs (if > 10 NTUs ± 10 %)	
WL ± 0.1 foot	ORP ± 10 mV

Note:

If volatiles are detected in the breathing zone during the initial screening, the breathing zone will be periodically monitored during purging and sampling activities.

All water levels and pump depths are measured from the reference point (notch) in the top of the well casing.

If no reference point is observed then the casing high point should be notched and measurements should be collected from this point.

Every attempt should be made to limit water level drawdown to less than 0.33 feet and purge rate to less than 0.5 L/min.

TETRA TECH
348 W Hospitality Ln. Suite 100
San Bernardino, CA 92408
Telephone (909) 381-1674
Telefax (909) 889-139

GROUNDWATER MONITORING WELL
FIELD DATA LOG SHEET - SAMPLING

DATE 9/15/10 SITE NAME / NUMBER 1 PURGING DEVICE: ☐ Grundfos Pump ☑ Peristaltic Pump ☐ Bladder Pump

PROGRAM NAME LMC Beaumont site 1 SAMPLING DEVICE: ☐ Purging Pump ☐ Disposable Bailer ☐ Other

MONITORING WELL IDENTIFICATION F33-TW6 OVA: ☐ FID ☑ PID In Casing (ppm) (initial) 0.0 (vented to) ____

SAMPLE I.D. F33-TW6 DUPLICATE I.D. ____ IN BREATHING ZONE (ppm) (initial) ____ (vented to) ____

STATIC WATER LEVEL (ft btoc) 6.21 WELL DEPTH (ft btoc) 12.81 FINAL PUMP DEPTH (ft btoc) ____

WATER COLUMN (feet) 6.60 ~~CASING~~/TUBE DIAMETER ~~(ft/in)~~ 1/4 SAMPLER'S SIGNATURE [signature]

~~WELL~~ /PUMP VOLUME (V) ~~(gal/ml)~~ 81 3 v (gal/ml) ____ WELL SAMPLE TIME 855 DUPLICATE SAMPLE TIME ____

Time	Activity	Water Level (ft btoc)	Pump Depth (ft btoc)	Temp (°C)	EC (ms/cm)	pH	Turbidity (NTU)	Dissolved Oxygen (mg/L)	ORP (mV)	Color	Volume Purged ~~(gals/ml)~~	~~Well~~/Pump Volumes Purged	Flow Rate ~~(gal/min~~ ml/min)
833	start purge	6.21									0	0	360
837		6.23		18.43	0.709	6.64	1.76	0.60	88.3	clear	1440	17.77	
840		6.23		18.20	0.711	6.70	1.61	0.41	64.6	clear	2520	31.11	
843		6.23		18.11	0.711	6.73	1.36	0.39	47.1	clear	3600	44.44	
846		6.23		18.10	0.710	6.76	0.98	0.41	38.1	clear	4680	57.77	
849		6.23		18.10	0.710	6.79	0.91	0.37	30.0	clear	5760	71.11	
852		6.23		18.10	0.710	6.80	1.35	0.32	24.6	clear	6840	84.44	
855	sample	6.23	↓	18.11	0.710	6.81	0.94	0.26	20.1	clear	7920	97.77	

Colorimetric test (taken prior to sampling) Alkalinity (ppm): ____ Fe^{+2} (ppm): ____ D.O. (ppm): ____

Water level at time of sampling (ft btoc): 6.23 Turbidity at time of sampling: 0.94

Pump Settings: CPM: ____ PSI: ____ Recharge: ____ Discharge: ____

Comments: ____

PARAMETERS FOR WATER QUALITY STABILIZATION	
Temperature collect readings	Conductivity ± 3 %
pH ± 0.1	DO ± 0.3 mg/L
Turbidity < 10 NTUs (if > 10 NTUs ± 10 %)	
WL ± 0.1 foot	ORP ± 10 mV

Note:

If volatiles are detected in the breathing zone during the initial screening, the breathing zone will be periodically monitored during purging and sampling activities.

All water levels and pump depths are measured from the reference point (notch) in the top of the well casing.

If no reference point is observed then the casing high point should be notched and measurements should be collected from this point.

Every attempt should be made to limit water level drawdown to less than 0.33 feet and purge rate to less than 0.5 L/min.

TETRA TECH
348 W Hospitality Ln. Suite 100
San Bernardino, CA 92408
Telephone (909) 381-1674
Telefax (909) 889-139

GROUNDWATER MONITORING WELL
FIELD DATA LOG SHEET - SAMPLING

DATE 9/14/10 SITE NAME / NUMBER 1 PURGING DEVICE: ☐ Grundfos Pump ☑ Peristaltic Pump ☐ ~~Bladder~~ Pump

PROGRAM NAME LMC Beaumont Site SAMPLING DEVICE: ☑ Purging Pump ☐ Disposable Bailer ☐ Other

MONITORING WELL IDENTIFICATION F33-TW7 OVA: ☐ FID ☑ PID In Casing (ppm) (initial) 0.0 (vented to) ____

SAMPLE I.D. F33-TW7 DUPLICATE I.D. ____ IN BREATHING ZONE (ppm) (initial) ____ (vented to) ____

STATIC WATER LEVEL (ft btoc) 8.14 WELL DEPTH (ft btoc) 11.82 FINAL PUMP DEPTH (ft btoc) ____

WATER COLUMN (feet) ____ ~~CASING~~/TUBE DIAMETER (~~ft~~/in) 1/4 SAMPLER'S SIGNATURE Joe R. Latorre

~~WELL~~ /PUMP VOLUME (V) (~~gal~~/ml) 81 3 v (gal/ml) ____ WELL SAMPLE TIME ____ DUPLICATE SAMPLE TIME ____

Time	Activity	Water Level (ft btoc)	Pump Depth (ft btoc)	Temp (°C)	EC (ms/cm)	pH	Turbidity (NTU)	Dissolved Oxygen (mg/L)	ORP (mV)	Color	Volume Purged (~~gals~~/ml)	~~Well~~/Pump Volumes Purged	Flow Rate (~~gal/min~~ ml/min)
1136		8.14	11	—	—	—	—	—	—	—	0	0	300
1141		8.21	|	20.20	0.851	7.61	12.5	1.81	-106.0	clear	1500	18.51	
1144		8.22	|	19.78	0.844	7.44	8.86	1.02	-99.6	clear	2400	29.62	
1147		8.22	|	19.81	0.844	7.21	5.83	0.57	-95.9	clear	3300	40.74	
1150		8.24	|	19.84	0.852	7.10	2.78	0.44	-107.9	clear	4200	51.85	
1153		8.24	|	19.77	0.860	7.05	1.47	0.40	-116.8	clear	5100	62.96	
1156		8.24	|	19.78	0.864	7.02	1.90	0.35	-120.5	clear	6000	74.07	
1159	Sample	8.24	↓	19.75	0.863	7.00	0.95	0.29	-123.1	clear			

Colorimetric test (taken prior to sampling) ~~Alkalinity (ppm)~~: 0.08 Sulfide mg/L Fe^{+2} (~~ppm~~) mg/L: 1.92 D.O. (~~ppm~~): ____

Water level at time of sampling (ft btoc): 8.24 Turbidity at time of sampling: 0.95

Pump Settings: CPM: ____ PSI: ____ Recharge: ____ Discharge: ____

Comments: 1234 - End Sampling

PARAMETERS FOR WATER QUALITY STABILIZATION	
Temperature collect readings	Conductivity ± 3 %
pH ± 0.1	DO ± 0.3 mg/L
Turbidity < 10 NTUs (if > 10 NTUs ± 10 %)	
WL ± 0.1 foot	ORP ± 10 mV

Note:

If volatiles are detected in the breathing zone during the initial screening, the breathing zone will be periodically monitored during purging and sampling activities.

All water levels and pump depths are measured from the reference point (notch) in the top of the well casing.

If no reference point is observed then the casing high point should be notched and measurements should be collected from this point.

Every attempt should be made to limit water level drawdown to less than 0.33 feet and purge rate to less than 0.5 L/min.

TETRA TECH
348 W Hospitality Ln. Suite 100
San Bernardino, CA 92408
Telephone (909) 381-1674
Telefax (909) 889-139

GROUNDWATER MONITORING WELL
FIELD DATA LOG SHEET - SAMPLING

DATE 9/13/10 SITE NAME / NUMBER 1 PURGING DEVICE: ☐ Grundfos Pump ☐ Peristaltic Pump ☑ ~~Bladder~~ Pump (dedicated)

PROGRAM NAME LMC Beaumont Site 1 SAMPLING DEVICE: ☐ Purging Pump ☐ Disposable Bailer ☐ Other

MONITORING WELL IDENTIFICATION MW-70 OVA: ☐ FID ☐ PID In Casing (ppm) (initial) 0.0 (vented to) ____

SAMPLE I.D. MW-70 DUPLICATE I.D. — IN BREATHING ZONE (ppm) (initial) ____ (vented to) ____

STATIC WATER LEVEL (ft btoc) 28.14 WELL DEPTH (ft btoc) 37.90 FINAL PUMP DEPTH (ft btoc) 34

WATER COLUMN (feet) 9.76 ~~CASING~~/TUBE DIAMETER ~~(ft/in)~~ 4 SAMPLER'S SIGNATURE [signature]

~~WELL~~ /PUMP VOLUME (V) ~~(gal/ml)~~ 415 3 v (gal/ml) — WELL SAMPLE TIME 1058 DUPLICATE SAMPLE TIME ____

Time	Activity	Water Level (ft btoc)	Pump Depth (ft btoc)	Temp (°C)	EC (ms/cm)	pH	Turbidity (NTU)	Dissolved Oxygen (mg/L)	ORP (mV)	Color	Volume Purged ~~(gals/ml)~~	~~Well~~/Pump Volumes Purged	Flow Rate ~~(gal/min~~ ml/min)
1038	start purge	28.14	34	—	—	—	—	—	—	—	0	0	235
1043		28.25	↓	21.62	0.820	7.09	0.08	1.88	-154.3	clear	1175	2.83	
1046		28.29		21.55	0.835	7.06	0.05	1.62	-111.8	clear	1880	4.53	
1049		28.31		21.57	0.843	7.03	0.00	1.59	-96.2	clear	2585	6.22	
1052		28.34		21.62	0.848	7.06	0.12	1.62	-93.6	clear	3290	7.92	
1055		28.36		21.69	0.851	7.07	0.12	1.53	-93.9	clear	3995	9.62	
1058	sample	28.37	↓	21.68	0.851	7.08	0.12	1.50	-94.8	clear	4700	11.32	

Colorimetric test (taken prior to sampling) ~~Alkalinity (ppm)~~: 0.00 Fe^{+2} ~~(ppm)~~: 0.00 D.O. (ppm): —

Water level at time of sampling (ft btoc): 28.37 ~~Sulfide mg/L~~ Turbidity at time of sampling: 0.12 ~~mg/L~~

Pump Settings: CPM: 3 PSI: 20 Recharge: 11 Discharge: ~~gpm~~ 9

Comments: 1200 - End Sampling

PARAMETERS FOR WATER QUALITY STABILIZATION	
Temperature collect readings	Conductivity ± 3 %
pH ± 0.1	DO ± 0.3 mg/L
Turbidity < 10 NTUs (if > 10 NTUs ± 10 %)	
WL ± 0.1 foot	ORP ± 10 mV

Note:

If volatiles are detected in the breathing zone during the initial screening, the breathing zone will be periodically monitored during purging and sampling activities.

All water levels and pump depths are measured from the reference point (notch) in the top of the well casing.

If no reference point is observed then the casing high point should be notched and measurements should be collected from this point.

Every attempt should be made to limit water level drawdown to less than 0.33 feet and purge rate to less than 0.5 L/min.

TETRA TECH
348 W Hospitality Ln. Suite 100
San Bernardino, CA 92408
Telephone (909) 381-1674
Telefax (909) 889-139

GROUNDWATER MONITORING WELL
FIELD DATA LOG SHEET - SAMPLING

DATE 9/15/10 SITE NAME / NUMBER 1 PURGING DEVICE: ☐ Grundfos Pump ☐ Peristaltic Pump ☑ ~~Bladder~~ Pump

PROGRAM NAME LMC Beaumont Site 1 SAMPLING DEVICE: ☐ Purging Pump ☐ Disposable Bailer ☐ Other

MONITORING WELL IDENTIFICATION MW-82 OVA: ☐ FID ☐ PID In Casing (ppm) (initial) 0.0 (vented to) ___

SAMPLE I.D. MW-82 DUPLICATE I.D. ___ IN BREATHING ZONE (ppm) (initial) ___ (vented to) ___

STATIC WATER LEVEL (ft btoc) 25.80 WELL DEPTH (ft btoc) 36.88 FINAL PUMP DEPTH (ft btoc) 34.5

WATER COLUMN (feet) 11.08 CASING/TUBE DIAMETER ~~(ft/~~in) 1/4 SAMPLER'S SIGNATURE [signature]

WELL /PUMP VOLUME (V) (gal/ml) 433 3 v (gal/ml) ___ WELL SAMPLE TIME ___ DUPLICATE SAMPLE TIME ___

Time	Activity	Water Level (ft btoc)	Pump Depth (ft btoc)	Temp (°C)	EC (ms/cm)	pH	Turbidity (NTU)	Dissolved Oxygen (mg/L)	ORP (mV)	Color	Volume Purged ~~(gals~~/ml)	~~Well~~/Pump Volumes Purged	Flow Rate ~~(gal/min~~ ml/min)
909	Start purge	25.80	34.5								0	0	200
914		25.85		19.34	0.691	7.13	1.88	1.33	-153.4	clear	1000	2.30	
917		25.86		19.19	0.696	7.10	2.40	1.39	-135.0	clear	1600	3.71	
920		25.87		19.39	0.682	7.07	1.33	1.32	-100.3	clear	2200	5.10	
923		25.87		19.37	0.687	7.13	1.33	1.29	-76.5	clear	2800	6.49	
926		25.86		19.44	0.687	7.15	1.13	1.18	-64.0	clear	3400	7.88	
929		25.86		19.51	0.687	7.19	0.90	1.14	-57.6	clear	4000	9.28	
932	Sample	25.86	↓	19.46	0.687	7.16	0.80	1.06	-55.2	clear	4600	10.67	
935	P.S.												

Colorimetric test (taken prior to sampling) ~~Alkalinity (ppm)~~ Sulfide: 0.02 mg/L Fe^{+2} ~~(ppm)~~ mg/L: 0.04 D.O. (ppm): ___

Water level at time of sampling (ft btoc): 25.86 Turbidity at time of sampling: 0.80

Pump Settings: 1016 CPM: 3 PSI: 25 Recharge: 11 Discharge: 9

Comments: ~~1008~~ - End Sampling

PARAMETERS FOR WATER QUALITY STABILIZATION	
Temperature collect readings	Conductivity ± 3 %
pH ± 0.1	DO ± 0.3 mg/L
Turbidity < 10 NTUs (if > 10 NTUs ± 10 %)	
WL ± 0.1 foot	ORP ± 10 mV

Note:

If volatiles are detected in the breathing zone during the initial screening, the breathing zone will be periodically monitored during purging and sampling activities.

All water levels and pump depths are measured from the reference point (notch) in the top of the well casing.

If no reference point is observed then the casing high point should be notched and measurements should be collected from this point.

Every attempt should be made to limit water level drawdown to less than 0.33 feet and purge rate to less than 0.5 L/min.

TETRA TECH
348 W Hospitality Ln. Suite 100
San Bernardino, CA 92408
Telephone (909) 381-1674
Telefax (909) 889-139

GROUNDWATER MONITORING WELL
FIELD DATA LOG SHEET - SAMPLING

DATE 9/15/10 SITE NAME / NUMBER 1 PURGING DEVICE: ☐ Grundfos Pump ☐ Peristaltic Pump ☑ ~~Bladder~~ dedicated Pump

PROGRAM NAME LMC Beaumont Site 1 SAMPLING DEVICE: ☑ Purging Pump ☐ Disposable Bailer ☐ Other

MONITORING WELL IDENTIFICATION MW-83 OVA: ☐ FID ☑ PID In Casing (ppm) (initial) 0.0 (vented to) ____

SAMPLE I.D. MW-83 DUPLICATE I.D. ____ IN BREATHING ZONE (ppm) (initial) ____ (vented to) ____

STATIC WATER LEVEL (ft btoc) 24.56 WELL DEPTH (ft btoc) 35.79 FINAL PUMP DEPTH (ft btoc) 33.5

WATER COLUMN (feet) ____ ~~CASING~~/TUBE DIAMETER ~~(ft~~/in) 1/4 SAMPLER'S SIGNATURE Jon R Lentz

~~WELL~~ /PUMP VOLUME (V) ~~(gal/ml)~~ 11.426 429 3 v (gal/ml) ____ WELL SAMPLE TIME ____ DUPLICATE SAMPLE TIME ____

Time	Activity	Water Level (ft btoc)	Pump Depth (ft btoc)	Temp (°C)	EC (ms/cm)	pH	Turbidity (NTU)	Dissolved Oxygen (mg/L)	ORP (mV)	Color	Volume Purged ~~(gals/ml)~~	~~Well~~/Pump Volumes Purged	Flow Rate ~~(gal/min~~ ml/min)
1026	start purge	24.56	33.5								0	0	315
1030		24.65		21.00	0.710	7.33	0.94	1.30	-155.6	clear	1260	2.93	
1033		24.70		20.91	0.714	7.26	0.94	1.16	-135.1	clear	2205	5.13	
1036		24.76		20.72	0.721	7.21	0.85	01.07	-99.9	clear	3150	7.34	
1039		24.76		20.73	0.723	7.19	0.72	1.05	-87.0	clear	4095	9.54	
1042		24.80		20.79	0.723	7.18	0.66	1.02	-79.3	clear	5040	11.74	
1045		24.84		20.81	0.723	7.16	0.58	1.00	-74.7	clear	5985	13.95	
1048	sample	24.86		20.85	0.723	7.16	0.58	0.94	-71.6	clear	6930	16.15	

Colorimetric test (taken prior to sampling) ~~Alkalinity (ppm)~~ Sulfide mg/L: 0.00 Fe^{+2} ~~(ppm)~~ mg/L: 0.02 D.O. (ppm): ____

Water level at time of sampling (ft btoc): 24.86 Turbidity at time of sampling: 0.58

Pump Settings: CPM: 3 PSI: 25 Recharge: 11 Discharge: 9

Comments: 1128-End Sampling

PARAMETERS FOR WATER QUALITY STABILIZATION	
Temperature collect readings	Conductivity ± 3 %
pH ± 0.1	DO ± 0.3 mg/L
Turbidity < 10 NTUs (if > 10 NTUs ± 10 %)	
WL ± 0.1 foot	ORP ± 10 mV

Note:

If volatiles are detected in the breathing zone during the initial screening, the breathing zone will be periodically monitored during purging and sampling activities.

All water levels and pump depths are measured from the reference point (notch) in the top of the well casing.

If no reference point is observed then the casing high point should be notched and measurements should be collected from this point.

Every attempt should be made to limit water level drawdown to less than 0.33 feet and purge rate to less than 0.5 L/min.

TETRA TECH
348 W Hospitality Ln. Suite 100
San Bernardino, CA 92408
Telephone (909) 381-1674
Telefax (909) 889-139

GROUNDWATER MONITORING WELL
FIELD DATA LOG SHEET - SAMPLING

DATE 9/13/10 SITE NAME / NUMBER 1

PROGRAM NAME LMC Beaumont site 1

MONITORING WELL IDENTIFICATION MW-101

SAMPLE I.D. MW-101 DUPLICATE I.D. —

STATIC WATER LEVEL (ft btoc) 15.48 WELL DEPTH (ft btoc) 30.88

WATER COLUMN (feet) 15.40 ~~CASING~~/TUBE DIAMETER ~~(ft/in)~~ 1/4

~~WELL~~ /PUMP VOLUME (V) ~~(gal/ml)~~ 439 3 v (gal/ml) —

PURGING DEVICE: ☐ Grundfos Pump ☐ Peristaltic Pump ☑ ~~Bladder~~ Pump

SAMPLING DEVICE: ☑ Purging Pump ☐ Disposable Bailer ☐ Other

OVA: ☐ FID ☑ PID In Casing (ppm) (initial) 0.0 (vented to) ___

IN BREATHING ZONE (ppm) (initial) ___ (vented to) ___

FINAL PUMP DEPTH (ft btoc) 29.44

SAMPLER'S SIGNATURE Jon R. Santiago

WELL SAMPLE TIME 937 DUPLICATE SAMPLE TIME ___

Time	Activity	Water Level (ft btoc)	Pump Depth (ft btoc)	Temp (°C)	EC (ms/cm)	pH	Turbidity (NTU)	Dissolved Oxygen (mg/L)	ORP (mV)	Color	Volume Purged ~~(gals/ml)~~	~~Well~~/Pump Volumes Purged	Flow Rate ~~(gal/min~~ ml/min)
913	start purge	15.46	29.88	—						—	0	0	150
918		15.62	|	20.18	0.245	7.15	2.26	0.97	-157.1	clear	750	1.70	130
921 924		15.67	|	20.29	0.244	7.04	1.78	0.69	-145.4	clear	1140	2.59	
924		15.71	|	20.30	0.244	6.99	0.95	0.61	-137.6	clear	1530	3.48	110
927		15.77	|	20.36	0.244	6.95	0.59	0.52	-122.6	clear	1920	4.37	
930		15.81	|	20.57	0.244	6.91	0.94	0.46	-113.2	clear	2250	5.12	
933		15.83	|	20.74	0.244	6.90	0.47	0.42	-107.0	clear	2580	5.87	
936		15.86	|	20.87	0.244	6.90	0.46	0.38	-101.3	clear	2910	6.62	
939	sample	15.89	▼	20.94	0.244	6.90	0.46	0.40	-97.5	clear	3240	7.38	

Colorimetric test (taken prior to sampling) Alkalinity (ppm): — Fe^{+2} (ppm): — D.O. (ppm): —

Water level at time of sampling (ft btoc): 15.89 Turbidity at time of sampling: 0.46

Pump Settings: CPM: 2 PSI: 20 Recharge: 25 Discharge: 5

Comments: 1005- End Sampling

PARAMETERS FOR WATER QUALITY STABILIZATION	
Temperature collect readings	Conductivity ± 3 %
pH ± 0.1	DO ± 0.3 mg/L
Turbidity < 10 NTUs (if > 10 NTUs ± 10 %)	
WL ± 0.1 foot	ORP ± 10 mV

Note:

If volatiles are detected in the breathing zone during the initial screening, the breathing zone will be periodically monitored during purging and sampling activities.

All water levels and pump depths are measured from the reference point (notch) in the top of the well casing.

If no reference point is observed then the casing high point should be notched and measurements should be collected from this point.

Every attempt should be made to limit water level drawdown to less than 0.33 feet and purge rate to less than 0.5 L/min.

TETRA TECH
348 W Hospitality Ln. Suite 100
San Bernardino, CA 92408
Telephone (909) 381-1674
Telefax (909) 889-139

GROUNDWATER MONITORING WELL
FIELD DATA LOG SHEET - SAMPLING

DATE 9/13/10 SITE NAME / NUMBER 1

PROGRAM NAME LMC Beaumont Site 1

MONITORING WELL IDENTIFICATION MW-102

SAMPLE I.D. MW-102 DUPLICATE I.D. ___

STATIC WATER LEVEL (ft btoc) 37.00 WELL DEPTH (ft btoc) 51.14

WATER COLUMN (feet) 14.14 CASING/TUBE DIAMETER ~~(ft/in)~~ 1/4

~~WELL~~ /PUMP VOLUME ~~(V)~~ ~~(gal~~/ml) 540 3 v (gal/ml) ___

PURGING DEVICE: ☐ Grundfos Pump ☐ Peristaltic Pump ☑ ~~Bladder~~ Pump dedicated

SAMPLING DEVICE: ☑ Purging Pump ☐ Disposable Bailer ☐ Other

OVA: ☐ FID ☑ PID In Casing (ppm) (initial) 0.0 (vented to) ___

IN BREATHING ZONE (ppm) (initial) ___ (vented to) ___

FINAL PUMP DEPTH (ft btoc) 50

SAMPLER'S SIGNATURE [signature]

WELL SAMPLE TIME 829 DUPLICATE SAMPLE TIME ___

Time	Activity	Water Level (ft btoc)	Pump Depth (ft btoc)	Temp (°C)	EC (ms/cm)	pH	Turbidity (NTU)	Dissolved Oxygen (mg/L)	ORP (mV)	Color	Volume Purged ~~(gals~~/ml)	~~Well~~/Pump Volumes Purged	Flow Rate ~~(gal/min~~ ml/min)
803	start purge	37.00	50								0	0	255
808		37.14	↓	20.54	0.297	7.09	2.24	1.90	-151.3	clear	1275	2.36	185
811		37.22		20.30	0.295	7.07	1.62	0.98	-121.8	clear	1830	3.34	
814		37.27		20.28	0.293	7.07	1.44	0.54	-87.0	clear	2385	4.41	
817		37.32		20.35	0.292	7.10	2.22	0.42	-64.0	clear	2940	5.44	
820		37.37		20.36	0.292	7.14	2.02	0.36	-51.0	clear	3495	6.47	
823		37.41		20.38	0.292	7.16	1.96	0.32	-42.2	clear	4050	7.50	
826		37.47		20.37	0.292	7.18	2.74	0.27	-39.8	clear	4605	8.52	
829	sample	37.51	↓	20.43	0.292	7.19	0.29	0.26	-35.6	clear	5160	9.55	

Colorimetric test (taken prior to sampling) Alkalinity (ppm): ___ Fe^{+2} (ppm): ___ D.O. (ppm): ___

Water level at time of sampling (ft btoc): 37.51 Turbidity at time of sampling: 0.29

Pump Settings: CPM: 2 PSI: 35 Recharge: 23 Discharge: 7

Comments: 830 - End Sampling

PARAMETERS FOR WATER QUALITY STABILIZATION	
Temperature collect readings	Conductivity ± 3 %
pH ± 0.1	DO ± 0.3 mg/L
Turbidity < 10 NTUs (if > 10 NTUs ± 10 %)	
WL ± 0.1 foot	ORP ± 10 mV

Note:

If volatiles are detected in the breathing zone during the initial screening, the breathing zone will be periodically monitored during purging and sampling activities.

All water levels and pump depths are measured from the reference point (notch) in the top of the well casing.

If no reference point is observed then the casing high point should be notched and measurements should be collected from this point.

Every attempt should be made to limit water level drawdown to less than 0.33 feet and purge rate to less than 0.5 L/min.

48

TETRA TECH, INC.
348 West Hospitality Lane, Suite 300
San Bernardino, CA 92408-3216
(909) 381-1674; FAX (909) 889-1391

Lockheed Beaumont
GROUNDWATER MONITORING WELL
FIELD DATA LOG SHEET - STATIC WATER LEVELS

December 2010
Quarter 4

Monitoring Well I.D.	Aug-10 Static Water Level	Date Measured	Time	OVA (ppm)	Water Level (feet)	Second Static Water Level (feet) see foot note	Sample This Quarter	Dedicated Pump Installed Y/N	Well TD (feet) see foot note	Comments
Site 1 (TC# 26205-01.0101)										
EW-01	41.38	12/15/10	1528	0.0	42.53	42.53		N		
EW-02	NA	12/15/10	0838	N/A	27.93	27.93		N		
EW-08	74.63	12/20/10	0913	3.2	75.20	75.20		N		
EW-09	75.85	12-17-10	1250	1.5	76.71		—	N	—	
EW-10	76.31	12/20/10 ~~0907~~	0907	1.7	77.03	77.03		N		
EW-11	76.08	12/20/10	0918	0.0	75.97	75.97		N		
EW-12	79.44	12/20/10 ~~0901~~	0901	0.0	78.80	78.80		N		
EW-13	80.97	12/20/10	1017	4.1	~~Dry~~ 81.60	~~Dry~~ 81.60	Y	Y	~~80.43~~	
EW-14	80.84	12/20/10	0929	12.5	81.65	81.65		N		
EW-15	78.63	12/20/10	1045	26.7	77.73	77.73	Y		94.73	
EW-16	80.75	12/20/10	0937	0.0	80.21	80.21	Y	N	99.45	
EW-17	75.38	12-17-10	1252	1.9	76.94	76.94	—	N	—	
EW-18	78.68	12/20/10	0950	0.0	78.36	78.36	Y	N	92.11	

9

Palm Springs ~~Enterprise~~ Avis
100-SFO 23536-02 SFO

PH YSI No Dup No msms D

172

NOTE:
NA - Not Available
ND - Not Detected
If difference from this month and previous month is greater than 0.5 ft. confirm measurement with 2nd static water level measurement.
T.D. well only if sampling this quarter.

TETRA TECH, INC.
348 West Hospitality Lane, Suite 300
San Bernardino, CA 92408-3216
(909) 381-1674; FAX (909) 889-1391

Lockheed Beaumont
GROUNDWATER MONITORING WELL
FIELD DATA LOG SHEET - STATIC WATER LEVELS

December 2010
Quarter 4

Monitoring Well I.D.	Aug-10 Static Water Level	Date Measured	Time	OVA (ppm)	Water Level (feet)	Second Static Water Level (feet) see foot note	Sample This Quarter	Dedicated Pump Installed Y/N	Well TD (feet) see foot note	Comments
EW-19	34.71	12-17-10	0754	0.0	37.92	37.92	—	N	—	
MW-105	—	12-17-10	1155	1.1	13.85			N	20.06	
F33-TW2	6.41	12/15/10	1136	0.3	5.47	5.47	Y	N	14.07	
F33-TW3	5.36	12/15/10	1130	0.1	4.79	4.79	Y	N	13.20	
F33-TW6	6.05	12/15/10	1118	0.2	5.30	5.30	Y	N	12.78	
F33-TW7	7.98	12/15/10	1124	0.1	7.20	7.20	Y	N	11.85	
F34-TW1	5.75	12/15/10	1441	0.5	5.19	5.19		N		
MW-106		12-17-10	1150	1.6	20.05			N	26.92	
IW-01	59.08	12-17-10	1036	0.6	60.44	[illegible]	Y	N	90.55	
IW-02	53.49	12-17-10	1045	0.4	54.83		Y	N	93.23	
IW-03	38.16	12/15/10	0849	0.0	38.61	38.61	Y	N	62.51	
IW-04	41.76	12/15/10	0856	1.6	41.54	41.54	Y	Y	62.23	
IW-05	42.85	12/15/10	0902	0.1	42.30	42.30	Y	N	60.98	

NOTE:
NA - Not Available
ND - Not Detected
If difference from this month and previous month is greater than 0.5 ft. confirm measurement with 2nd static water level measurement.
T.D. well only if sampling this quarter.

TETRA TECH, INC.
348 West Hospitality Lane, Suite 300
San Bernardino, CA 92408-3216
(909) 381-1674; FAX (909) 889-1391

Lockheed Beaumont
GROUNDWATER MONITORING WELL
FIELD DATA LOG SHEET - STATIC WATER LEVELS

December 2010
Quarter 4

Monitoring Well I.D.	Aug-10 Static Water Level	Date Measured	Time	OVA (ppm)	Water Level (feet)	Second Static Water Level (feet) see foot note	Sample This Quarter	Dedicated Pump Installed Y/N	Well TD (feet) see foot note	Comments
MW-01	74.88	12-17-10	1234	0.3	76.41	76.41	—	Y	—	
MW-02	68.06	12-17-10	1257	0.8	69.15	69.15				
MW-03	126.57	~~12-17-10~~ ~~12/15/10~~	~~12~~ ~~0911~~	~~0.4~~ ~~0.3~~	~~48.00~~ 127.17	~~48.00~~ 127.17		~~Y~~		
MW-04	57.98	12/20/10	1230	0.0	59.03	59.03		N		
MW-05	23.31	12/15/10	0828	2.6	23.91	23.91		Y		
MW-06	26.23	12/15/10	0828	0.0	27.02	27.02		Y		
MW-07	74.33	~~12-17-10~~ ~~12/15/10~~	~~1232~~ ~~0910~~	~~0.3~~ ~~0.5~~	75.83	75.83	Y	Y	91.90	
MW-08	16.51	12-17-10	0930	0.2	16.53	16.53	—	Y	—	
MW-09	2.74	12-17-10	0935	0.0	2.86	2.86	—	N		
MW-10	76.19	12/20/10	1157	0.0	77.04	77.04		N		
MW-11	45.16	12/15/10	0917	0.0	45.45	45.45		Y		
MW-12	19.06	12/15/10	0928	0.0	18.51	18.51		Y		
MW-13	15.60	12/15/10	1004	0.0	16.41	16.41		Y		
MW-14	28.96	12-17-10	0807	0.2	32.51	32.51	—	Y	—	

3

NOTE:
NA - Not Available
ND - Not Detected
If difference from this month and previous month is greater than 0.5 ft. confirm measurement with 2nd static water level measurement.
T.D. well only if sampling this quarter.

TETRA TECH, INC.
348 West Hospitality Lane, Suite 300
San Bernardino, CA 92408-3216
(909) 381-1674; FAX (909) 889-1391

Lockheed Beaumont
GROUNDWATER MONITORING WELL
FIELD DATA LOG SHEET - STATIC WATER LEVELS

December 2010
Quarter 4

Monitoring Well I.D.	Aug-10 Static Water Level	Date Measured	Time	OVA (ppm)	Water Level (feet)	Second Static Water Level (feet) see foot note	Sample This Quarter	Dedicated Pump Installed Y/N	Well TD (feet) see foot note	Comments
MW-15	27.65	12/15/10	1036	0.2	28.51	28.51	Y	Y	92.71	
MW-17	39.51	12/13/10	1103	0.2	40.82	40.82	—	Y	—	
MW-18	27.50	12/15/10	1042	0.0	28.30	28.30	Y	Y	52.15	
MW-19	21.36	12/15/10	1551	0.3	22.16	22.16	Y	Y	46.83	
MW-20	60.31	12/20/10	1214	3.0	61.58	61.58		N		
MW-22	71.13	12/20/10	1224	0.8	72.12	72.12		Y		
MW-23	63.20	12-17-10 ~~1303~~	1303	0.5	64.37	64.37	—	Y	—	
MW-26	78.67	12/20/10	1027	88.1	80.44	80.44		Y		
MW-27	79.61	12/20/10	1200	0.0	80.48	80.48		Y		
MW-28	59.23	12/20/10	1216	0.1	60.54	60.54		Y		
MW-29	27.71	12/15/10	0821	0.1	28.39	28.39		N		
MW-30	62.74	12-17-10	1304	0.4	63.76	63.76	—	N	—	
MW-31	94.24	12/20/10	1038	0.1	95.60	95.60		Y		
MW-32	87.47	12-17-10 ~~12/15/10~~	1238 ~~10:30~~	0.4 ~~0.2~~	88.51	88.81	—	Y	—	

NOTE:
NA - Not Available
ND - Not Detected
If difference from this month and previous month is greater than 0.5 ft. confirm measurement with 2nd static water level measurement.
T.D. well only if sampling this quarter.

TETRA TECH, INC.
348 West Hospitality Lane, Suite 300
San Bernardino, CA 92408-3216
(909) 381-1674; FAX (909) 889-1391

Lockheed Beaumont
GROUNDWATER MONITORING WELL
FIELD DATA LOG SHEET - STATIC WATER LEVELS

December 2010
Quarter 4

Monitoring Well I.D.	Aug-10 Static Water Level	Date Measured	Time	OVA (ppm)	Water Level (feet)	Second Static Water Level (feet) see foot note	Sample This Quarter	Dedicated Pump Installed Y/N	Well TD (feet) see foot note	Comments
MW-34	51.13	12/20/10	1232	0.0	52.00	52.00				
MW-35	69.09	12-17-10	1226	0.3	70.48		—	Y	—	
MW-36	73.60	12/20/10	1139	0.0	79.90	79.90		Y		
MW-38	43.85	12/15/10	1030	0.2	45.06	45.06		N		
MW-39	42.65	12/15/10	0758	0.0	43.81	43.81		N		From toc, not cap
MW-40	42.18	12/15/10	0922	0.1	42.83	42.83		Y		
MW-41	35.04	12/15/10	0802	2.8	35.79	35.80		N		
MW-43	7.53	12-17-10	0833	0.3	7.04	7.04	—	Y	—	
MW-44	32.07	12/15/10	0815	5.6	32.62	32.63		N		
MW-45	3.20 PSI	12-17-10	0837	—	2.8psi	—	—	Y	—	Artesian
MW-46	49.67	12-17-10	0822	0.2	52.06	—	—	Y		
MW-47	2.35 PSI	12-17-10	0847	—	2.2psi	—	—	Y	—	Artesian
MW-48	11.76	12-17-10	0844	0.2	10.78	10.78	—	Y	—	
MW-49	30.46	12/15/10	1546	0.6	31.60	31.60	Y	Y	53.24	

2

NOTE:
NA - Not Available
ND - Not Detected
If difference from this month and previous month is greater than 0.5 ft. confirm measurement with 2nd static water level measurement.
T.D. well only if sampling this quarter.

TETRA TECH, INC.
348 West Hospitality Lane, Suite 300
San Bernardino, CA 92408-3216
(909) 381-1674; FAX (909) 889-1391

Lockheed Beaumont
GROUNDWATER MONITORING WELL
FIELD DATA LOG SHEET - STATIC WATER LEVELS

December 2010
Quarter 4

Monitoring Well I.D.	Aug-10 Static Water Level	Date Measured	Time	OVA (ppm)	Water Level (feet)	Second Static Water Level (feet) see foot note	Sample This Quarter	Dedicated Pump Installed Y/N	Well TD (feet) see foot note	Comments
MW-50	50.02	12-17-10	1059	0.8	51.27 ~~10059~~	51.27	—	N	—	
MW-51	37.16	12/15/10	1543	0.2	38.16	38.16	Y	N	60.08	
MW-52	35.46	12/15/10	1123	1.6 ~~0.2~~	36.55		Y	N	58.92	
MW-53	51.81	12-17-10	1055	0.6	54.13		—	N	—	
MW-54	51.84	12-17-10	1309	3.5	53.06	53.06	—	Y ~~N~~	—	
MW-55	68.45	12/20/10	1210	2.7	66.10	66.10		Y		
MW-56A	53.28	12/15/10	1520	0.1	54.31	54.31		Y		
MW-56B	41.20	12/15/10	1522	0.1	42.45	42.45		Y		
MW-56C	41.56	12/15/10	1523	0.4	42.73	42.73		Y		
MW-56D	41.07	12/15/10	1525	0.3	42.33	42.33		N		
MW-57A	44.50	12/20/10	1236	0.0	45.72	45.72		N		
MW-57B	44.67	12/20/10	1238	0.0	45.93	45.93		N		
MW-57C	44.50	12/20/10	1240	0.0	45.74	45.74		N		
MW-57D	44.69	12/20/10	1241	0.3	45.88	45.88		N		

NOTE:
NA - Not Available
ND - Not Detected
If difference from this month and previous month is greater than 0.5 ft. confirm measurement with 2nd static water level measurement.
T.D. well only if sampling this quarter.

TETRA TECH, INC.
348 West Hospitality Lane, Suite 300
San Bernardino, CA 92408-3216
(909) 381-1674; FAX (909) 889-1391

Lockheed Beaumont
GROUNDWATER MONITORING WELL
FIELD DATA LOG SHEET - STATIC WATER LEVELS

December 2010
Quarter 4

Monitoring Well I.D.	Aug-10 Static Water Level	Date Measured	Time	OVA (ppm)	Water Level (feet)	Second Static Water Level (feet) see foot note	Sample This Quarter	Dedicated Pump Installed Y/N	Well TD (feet) see foot note	Comments
MW-58A	39.68	12/15/10	1534	0.4	40.90	40.90		N		
MW-58B	39.65	12/15/10	1534	0.6	40.78	40.78		N		
MW-58C	39.96	12/15/10	1536	0.2	41.10	41.10		N		
MW-58D	39.90	12/15/10	1537	0.1	41.11	41.11		N		
MW-59A	81.11	12/17/10	1246	0.2	82.20			Y		
MW-59B	76.83	12/17/10	1245	3.6	77.75			Y		
MW-59C	78.37	12-17-10	1242	3.7	79.45			N		
MW-59D	78.17	12-17-10	1241	1.1	79.25			Y		
MW-60A	81.01	12/20/10	1123	0.6	81.88	81.88	Y	Y	~~130.54~~	NO TD 2" Well
MW-60B	79.83	12/20/10	1125	0.0	80.70	80.70	Y	Y		NO TD 2" Well
MW-61A	88.31	12/20/10	0952	0.0	89.48	89.48		Y		
MW-61B	80.88	12/20/10	0954	12.7	81.69	81.69	Y	Y	93.74	
MW-61C	86.09	12/20/10	0958	0.1	87.28	87.28		Y		
MW-61D	83.54	12/20/10	1002	10.3	84.64	84.64	Y	N	116.18	

NOTE:
NA - Not Available
ND - Not Detected
If difference from this month and previous month is greater than 0.5 ft. confirm measurement with 2nd static water level measurement.
T.D. well only if sampling this quarter.

TETRA TECH, INC.
348 West Hospitality Lane, Suite 300
San Bernardino, CA 92408-3216
(909) 381-1674; FAX (909) 889-1391

Lockheed Beaumont
GROUNDWATER MONITORING WELL
FIELD DATA LOG SHEET - STATIC WATER LEVELS

December 2010
Quarter 4

Monitoring Well I.D.	Aug-10 Static Water Level	Date Measured	Time	OVA (ppm)	Water Level (feet)	Second Static Water Level (feet) see foot note	Sample This Quarter	Dedicated Pump Installed Y/N	Well TD (feet) see foot note	Comments
MW-62A	31.41	12/15/10	0843	0.0	32.27	32.27		Y		
MW-62B	31.38	12/15/10	0844	0.1	32.44	32.44		N		
MW-63	54.54	12/20/10	1219	0.0	55.80	55.80		N		
MW-64	29.47	12/17/10	1129 ~~0835~~	0.5	30.27		—	N	—	
MW-65	30.11	12/15/10	0833	0.6	30.88	30.88		N		
MW-66	35.09	12/15/10	0812	0.9	35.57	35.57		Y		
MW-67	6.28	12/15/10	1340	0.2	4.80	4.80	Y	Y	11.50	
MW-68	39.86	12/15/10	0730	0.0	40.55	40.55	Y	Y	44.02	
MW-69	40.99	12/15/10	0747	0.1	41.51	41.51		Y		
MW-70	27.94	12/15/10	1111	0.2	27.29	27.29	Y	Y	37.98	
MW-71A	161.52	12/20/10	0852	0.0	160.76	160.76		Y		
MW-71B	87.33	12/20/10	0852	0.0	87.83	87.83		Y		
MW-71C	89.08	12/20/10	0854	0.0	89.81	89.81		Y		
MW-72A	92.25	12/20/10	0848	0.0	98.03	98.03		Y		

NOTE:
NA - Not Available
ND - Not Detected
If difference from this month and previous month is greater than 0.5 ft. confirm measurement with 2nd static water level measurement.
T.D. well only if sampling this quarter.

TETRA TECH, INC.
348 West Hospitality Lane, Suite 300
San Bernardino, CA 92408-3216
(909) 381-1674; FAX (909) 889-1391

Lockheed Beaumont
GROUNDWATER MONITORING WELL
FIELD DATA LOG SHEET - STATIC WATER LEVELS

December 2010
Quarter 4

Monitoring Well I.D.	Aug-10 Static Water Level	Date Measured	Time	OVA (ppm)	Water Level (feet)	Second Static Water Level (feet) see foot note	Sample This Quarter	Dedicated Pump Installed Y/N	Well TD (feet) see foot note	Comments
MW-72B	89.53	12/20/10	0850	0.0	95.03	95.03		Y		
MW-72C	89.61	12/20/10	0850	0.0	95.11	95.11		Y		
MW-73A	110.84	12/20/10	0843	0.0	112.87	112.87		Y		
MW-73B	95.50	12/20/10	0841	0.0	97.55	97.55		Y		
MW-73C	82.18	12/20/10	0843	0.1	83.12	83.12		Y		
MW-74A	160.48	12/20/10	1148	0.0	160.46	160.46		Y		
MW-74B	118.57	12/20/10	1151	0.1	118.46			Y		
MW-74C	87.67	12/20/10	1150	0.2	88.19	88.19		Y		
MW-75A	57.69	12-17-10	1019	0.4	58.81		—	Y	—	
MW-75B	48.91	12-17-10	1016	0.3	50.31		—	Y	—	
MW-75C	49.49	12-17-10	1019	0.4	50.82					
MW-76A	25.47	12/16/10	0748	0.4	26.36	26.36	Y	Y	202.03	
MW-76B	19.31	12/16/10	0742	0.5	19.91			Y		
MW-76C	11.23	12/16/10	0744	0.4	12.32			Y		

8

NOTE:
NA - Not Available
ND - Not Detected
If difference from this month and previous month is greater than 0.5 ft. confirm measurement with 2nd static water level measurement.
T.D. well only if sampling this quarter.

TETRA TECH, INC.
348 West Hospitality Lane, Suite 300
San Bernardino, CA 92408-3216
(909) 381-1674; FAX (909) 889-1391

Lockheed Beaumont
GROUNDWATER MONITORING WELL
FIELD DATA LOG SHEET - STATIC WATER LEVELS

December 2010
Quarter 4

Monitoring Well I.D.	Aug-10 Static Water Level	Date Measured	Time	OVA (ppm)	Water Level (feet)	Second Static Water Level (feet) see foot note	Sample This Quarter	Dedicated Pump Installed Y/N	Well TD (feet) see foot note	Comments
MW-77A	13.48	12/15/10	1506	0.2	13.07	13.07		Y		
MW-77B	17.34	12/15/10	1508	0.1	16.70	16.70		Y		
MW-78	90.68	12/20/10	1120	0.0	91.63	91.63		Y		
MW-79A	44.38	12-17-10	1104	0.8	45.71	45.71	—	Y	—	
MW-79C	41.58	12-17-10	1106	6.4	42.92	42.92	—	Y	—	
MW-80	1.83	12-17-10	0831	0.2	3.29	3.29	—	Y	—	
MW-81	28.93	12/15/10	1035	0.1	29.83	29.83		Y		
MW-82	25.51	12/15/10	1103	0.2	25.06	25.06	Y	Y	36.99	
MW-83	24.30	12/15/10	1100	0.1	23.91	23.91	Y	Y	35.81	
MW-84A	63.87	12/15/10	1356	0.3	~~64.10~~ 64.08	~~64.10~~ 64.08		Y		
MW-84B	67.36	12/15/10	1355	0.6	67.20	67.20		Y		
MW-85	6.79	12/15/10	1420	0.1	7.25	7.25		Y		
MW-85B	4.82	12/15/10	1418	1.6	4.51	4.51		Y		
MW-86A	15.98	12/15/10	1428	0.8	16.37	16.37		Y		

NOTE:
NA - Not Available
ND - Not Detected
If difference from this month and previous month is greater than 0.5 ft. confirm measurement with 2nd static water level measurement.
T.D. well only if sampling this quarter.

TETRA TECH, INC.
348 West Hospitality Lane, Suite 300
San Bernardino, CA 92408-3216
(909) 381-1674; FAX (909) 889-1391

Lockheed Beaumont
GROUNDWATER MONITORING WELL
FIELD DATA LOG SHEET - STATIC WATER LEVELS

December 2010
Quarter 4

Monitoring Well I.D.	Aug-10 Static Water Level	Date Measured	Time	OVA (ppm)	Water Level (feet)	Second Static Water Level (feet) see foot note	Sample This Quarter	Dedicated Pump Installed Y/N	Well TD (feet) see foot note	Comments
MW-86B	19.04	12/15/10	1426	1.9	19.57	19.57		Y		
MW-87A	20.85	12/15/10	1450	0.5	21.69	21.69		Y		
MW-87B	19.81	12/15/10	1451	0.5	20.77	20.77		Y		
MW-88	38.87	12/15/10	0718	0.0	39.42	39.42		Y	—	
MW-89	33.76	12/15/10	0807	0.1	34.31	34.31		Y		
MW-90	45.00	12/15/10	0740	0.1	45.56	45.56	Y	Y		
MW-91	40.72	12/15/10	0720	0.0	41.04	41.04		Y		
MW-92	32.96	12/15/10	1431	0.4	33.03	33.03		Y		
MW-93	34.80	12/15/10	1456	0.2	34.89	34.89		Y		
MW-94	21.66	12/15/10	1500	0.1	22.28	22.28		Y		
MW-95	21.64	12/15/10	1435	0.2	21.87	21.88		Y		
MW-96	54.97	12/15/10	1403	0.4	55.25	55.25		Y		
MW-97	50.91	12/15/10	1406	0.4	51.44	51.44		Y		
MW-98A	47.70	12/15/10	0751	1.2	48.46	48.47		Y		

NOTE:
NA - Not Available
ND - Not Detected
If difference from this month and previous month is greater than 0.5 ft. confirm measurement with 2nd static water level measurement.
T.D. well only if sampling this quarter.

TETRA TECH, INC.
348 West Hospitality Lane, Suite 300
San Bernardino, CA 92408-3216
(909) 381-1674; FAX (909) 889-1391

Lockheed Beaumont
GROUNDWATER MONITORING WELL
FIELD DATA LOG SHEET - STATIC WATER LEVELS

December 2010
Quarter 4

Monitoring Well I.D.	Aug-10 Static Water Level	Date Measured	Time	OVA (ppm)	Water Level (feet)	Second Static Water Level (feet) see foot note	Sample This Quarter	Dedicated Pump Installed Y/N	Well TD (feet) see foot note	Comments
MW-98B	39.71	12/15/10	0751	0.1	40.03		Y	Y		
MW-99	57.70	12/15/10	0725	0.1	58.23	58.23		Y		
MW-100	106.38	12/17/10	0705	0.1	108.81	108.81	Y	Y	172.61	
MW-101	15.16	12/15/10	1556	2.3	14.97	14.97	Y	Y	30.83	
MW-102	36.31	12-17-10	0815	0.8	38.46	38.46	Y	Y	57.11	
MW-104A	—	12-17-10	0938	2.8	14.54			N	22.25	
OW-01	54.86	12/20/10	1144	0.0	55.51	55.51		Y		
OW-02	3.22	12-17-10	0905	2.5	3.31		—	—	—	
OW-03	42.32	12/15/10	1527	0.4	43.48	43.48		N		
OW-05	Dry	12/15/10	0941	0.2	Dry	Dry		N	68.14	
OW-06	Dry	12/15/10	1015	~~0.7~~ 0.1	Dry	Dry		N	40.20	
OW-07	Dry	12/15/10	1021	0.1	~~49.22~~ Dry	Dry		N	49.22	
OW-08	48.27	12/15/10	1053	0.0	50.11	50.11				
MW-103	—	12-17-10	0945	0.5	19.27			N	20.16	
MW-109	—	12-17-10	1134	0.5	14.75			N	21.13	

NOTE:
NA - Not Available
ND - Not Detected
If difference from this month and previous month is greater than 0.5 ft. confirm measurement with 2nd static water level measurement.
T.D. well only if sampling this quarter.

TETRA TECH, INC.
348 West Hospitality Lane, Suite 300
San Bernardino, CA 92408-3216
(909) 381-1674; FAX (909) 889-1391

Lockheed Beaumont
GROUNDWATER MONITORING WELL
FIELD DATA LOG SHEET - STATIC WATER LEVELS

December 2010
Quarter 4

Monitoring Well I.D.	Aug-10 Static Water Level	Date Measured	Time	OVA (ppm) PID	Water Level (feet)	Second Static Water Level (feet) see foot note	Sample This Quarter	Dedicated Pump Installed Y/N	Well TD (feet) see foot note	Comments
P-02	17.19	12/15/10	0958	0.1	17.97	17.97		Y		
P-03	47.63	12-15-10	0911	0.3	48.00	48.00		Y		
P-04	23.02	12/15/10	0935	0.2	22.72	22.72		N		
P-05	60.75	12-17-10	1028	0.3	62.17		—	Y	—	
P-06S	34.02	12/17/10	0754	0.2	DRY		—	N	—	TD = 37.15
P-06D	35.07	12/17/10	0800	0.3	38.31					
P-07	35.58	12/17/10	0754	0.1	38.84	38.84		N		
P-08	31.34	12-17-10	0804	0.2	34.93	34.63		N		
MW-108	—	12-17-10	1139	4.1	20.69			N	27.55	
VRW-01	Dry	12/20/10	1111	0.8	Dry	Dry		N	50.31	
VRW-03	74.35	12/20/10	1015	0.0	74.60	74.60		N		
MW-107		12-17-10	1143	0.5	23.38			N	30.08	

2

NOTE:
NA - Not Available
ND - Not Detected
If difference from this month and previous month is greater than 0.5 ft. confirm measurement with 2nd static water level measurement.
T.D. well only if sampling this quarter.

TETRA TECH
348 W Hospitality Ln. Suite 100
San Bernardino, CA 92408
Telephone (909) 381-1674
Telefax (909) 889-139

GROUNDWATER MONITORING WELL
FIELD DATA LOG SHEET - SAMPLING

DATE 01/03/14 SITE NAME / NUMBER Beaumont Site 1 PURGING DEVICE: ☐ Grundfos Pump ☐ Peristaltic Pump ☐ Bladder Pump

PROGRAM NAME LMC Beaumont Site 1 SAMPLING DEVICE: ☐ Purging Pump ☐ Disposable Bailer ☑ Other

MONITORING WELL IDENTIFICATION SW-01 OVA: ☐ FID ☐ PID In Casing (ppm) (initial) _____ (vented to) _____

SAMPLE I.D. SW-01 DUPLICATE I.D. _____ IN BREATHING ZONE (ppm) (initial) _____ (vented to) _____

STATIC WATER LEVEL (ft btoc) _____ WELL DEPTH (ft btoc) _____ FINAL PUMP DEPTH (ft btoc) _____

WATER COLUMN (feet) _____ CASING/TUBE DIAMETER (ft/in) _____ SAMPLER'S SIGNATURE _____

WELL /PUMP VOLUME (V) (gal/ml) _____ 3 v (gal/ml) _____ WELL SAMPLE TIME 0914 DUPLICATE SAMPLE TIME _____

Time	Activity	Water Level (ft btoc)	Pump Depth (ft btoc)	Temp (°C)	EC (ms/cm)	pH	Turbidity (NTU)	Dissolved Oxygen (mg/L)	ORP (mV)	Color	Volume Purged (gals/ml)	Well/Pump Volumes Purged	Flow Rate (gal/min ml/min)
0914	Sampling	—	—	3.9	.100	7.32	38.2	10.10	182.7	clear	—	—	—

Colorimetric test (taken prior to sampling) Alkalinity (ppm): _____ Fe^{+2} (ppm): _____ D.O. (ppm): _____

Water level at time of sampling (ft btoc): _____ Turbidity at time of sampling: 38.2

Pump Settings: CPM: _____ PSI: _____ Recharge: _____ Discharge: _____

Comments: _____

PARAMETERS FOR WATER QUALITY STABILIZATION	
Temperature collect readings	Conductivity ± 3 %
pH ± 0.1	DO ± 0.3 mg/L
Turbidity < 10 NTUs (if > 10 NTUs ± 10 %)	
WL ± 0.1 foot	ORP ± 10 mV

Note:

If volatiles are detected in the breathing zone during the initial screening, the breathing zone will be periodically monitored during purging and sampling activities.

All water levels and pump depths are measured from the reference point (notch) in the top of the well casing.

If no reference point is observed then the casing high point should be notched and measurements should be collected from this point.

Every attempt should be made to limit water level drawdown to less than 0.33 feet and purge rate to less than 0.5 L/min.

TETRA TECH
348 W Hospitality Ln. Suite 100
San Bernardino, CA 92408
Telephone (909) 381-1674
Telefax (909) 889-139

GROUNDWATER MONITORING WELL
FIELD DATA LOG SHEET - SAMPLING

DATE 01/03/11 SITE NAME / NUMBER Beaumont Site 1 PURGING DEVICE: ☐ Grundfos Pump ☐ Peristaltic Pump ☐ Bladder Pump

PROGRAM NAME LMC Beaumont Site 1 SAMPLING DEVICE: ☐ Purging Pump ☐ Disposable Bailer ☒ Other

MONITORING WELL IDENTIFICATION SW-2 OVA: ☐ FID ☐ PID In Casing (ppm) (initial) _____ (vented to) _____

SAMPLE I.D. SW-02 DUPLICATE I.D. _____ IN BREATHING ZONE (ppm) (initial) _____ (vented to) _____

STATIC WATER LEVEL (ft btoc) _____ WELL DEPTH (ft btoc) _____ FINAL PUMP DEPTH (ft btoc) _____

WATER COLUMN (feet) _____ CASING/TUBE DIAMETER (ft/in) _____ SAMPLER'S SIGNATURE Phil Hz

WELL /PUMP VOLUME (V) (gal/ml) _____ 3 v (gal/ml) _____ WELL SAMPLE TIME 1044 DUPLICATE SAMPLE TIME _____

Time	Activity	Water Level (ft btoc)	Pump Depth (ft btoc)	Temp (°C)	EC (ms/cm)	pH	Turbidity (NTU)	Dissolved Oxygen (mg/L)	ORP (mV)	Color	Volume Purged (gals/ml)	Well/Pump Volumes Purged	Flow Rate (gal/min ml/min)
1044	Sampling	—	—	10.3	0.201	7.19	2401	4.05	106.7	cloudy	0	0	—

Colorimetric test (taken prior to sampling) Alkalinity (ppm): _____ Fe^{+2} (ppm): _____ D.O. (ppm): _____

Water level at time of sampling (ft btoc): _____ Turbidity at time of sampling: 2401

Pump Settings: CPM: _____ PSI: _____ Recharge: _____ Discharge: _____

Comments: _____

PARAMETERS FOR WATER QUALITY STABILIZATION	
Temperature collect readings	Conductivity ± 3 %
pH ± 0.1	DO ± 0.3 mg/L
Turbidity < 10 NTUs (if > 10 NTUs ± 10 %)	
WL ± 0.1 foot	ORP ± 10 mV

Note:

If volatiles are detected in the breathing zone during the initial screening, the breathing zone will be periodically monitored during purging and sampling activities.

All water levels and pump depths are measured from the reference point (notch) in the top of the well casing.

If no reference point is observed then the casing high point should be notched and measurements should be collected from this point.

Every attempt should be made to limit water level drawdown to less than 0.33 feet and purge rate to less than 0.5 L/min.

TETRA TECH
348 W Hospitality Ln. Suite 100
San Bernardino, CA 92408
Telephone (909) 381-1674
Telefax (909) 889-139

GROUNDWATER MONITORING WELL
FIELD DATA LOG SHEET - SAMPLING

DATE 01/03/11 SITE NAME / NUMBER Beaumont Site 1 PURGING DEVICE: ☐ Grundfos Pump ☐ Peristaltic Pump ☐ Bladder Pump

PROGRAM NAME LMC Beaumont Site 1 SAMPLING DEVICE: ☐ Purging Pump ☐ Disposable Bailer ☒ Other

MONITORING WELL IDENTIFICATION SW-03 OVA: ☐ FID ☐ PID In Casing (ppm) (initial) _____ (vented to) _____

SAMPLE I.D. SW-03 DUPLICATE I.D. _____ IN BREATHING ZONE (ppm) (initial) _____ (vented to) _____

STATIC WATER LEVEL (ft btoc) _____ WELL DEPTH (ft btoc) _____ FINAL PUMP DEPTH (ft btoc) _____

WATER COLUMN (feet) _____ CASING/TUBE DIAMETER (ft/in) _____ SAMPLER'S SIGNATURE _____

WELL /PUMP VOLUME (V) (gal/ml) _____ 3 v (gal/ml) _____ WELL SAMPLE TIME 1113 DUPLICATE SAMPLE TIME _____

Time	Activity	Water Level (ft btoc)	Pump Depth (ft btoc)	Temp (°C)	EC (ms/cm)	pH	Turbidity (NTU)	Dissolved Oxygen (mg/L)	ORP (mV)	Color	Volume Purged (gals/ml)	Well/Pump Volumes Purged	Flow Rate (gal/min ml/min)
1113	Sampling	—	—	5.5	0.218	7.00	31.9	1.80	-19.5	clear	0	0	—

Colorimetric test (taken prior to sampling) Alkalinity (ppm): _____ Fe^{+2} (ppm): _____ D.O. (ppm): _____

Water level at time of sampling (ft btoc): _____ Turbidity at time of sampling: 31.9

Pump Settings: CPM: _____ PSI: _____ Recharge: _____ Discharge: _____

Comments: _____

PARAMETERS FOR WATER QUALITY STABILIZATION	
Temperature collect readings	Conductivity ± 3 %
pH ± 0.1	DO ± 0.3 mg/L
Turbidity < 10 NTUs (if > 10 NTUs ± 10 %)	
WL ± 0.1 foot	ORP ± 10 mV

Note:

If volatiles are detected in the breathing zone during the initial screening, the breathing zone will be periodically monitored during purging and sampling activities.

All water levels and pump depths are measured from the reference point (notch) in the top of the well casing.

If no reference point is observed then the casing high point should be notched and measurements should be collected from this point.

Every attempt should be made to limit water level drawdown to less than 0.33 feet and purge rate to less than 0.5 L/min.

TETRA TECH
348 W Hospitality Ln. Suite 100
San Bernardino, CA 92408
Telephone (909) 381-1674
Telefax (909) 889-139

GROUNDWATER MONITORING WELL
FIELD DATA LOG SHEET - SAMPLING

DATE 01/03/11 SITE NAME / NUMBER Beaumont Site1 PURGING DEVICE: ☐ Grundfos Pump ☐ Peristaltic Pump ☐ Bladder Pump

PROGRAM NAME LMC Beaumont Site 1 SAMPLING DEVICE: ☐ Purging Pump ☐ Disposable Bailer ☒ Other

MONITORING WELL IDENTIFICATION SW-04 OVA: ☐ FID ☐ PID In Casing (ppm) (initial) _____ (vented to) _____

SAMPLE I.D. SW-04 DUPLICATE I.D. _____ IN BREATHING ZONE (ppm) (initial) _____ (vented to) _____

STATIC WATER LEVEL (ft btoc) _____ WELL DEPTH (ft btoc) _____ FINAL PUMP DEPTH (ft btoc) _____

WATER COLUMN (feet) _____ CASING/TUBE DIAMETER (ft/in) _____ SAMPLER'S SIGNATURE Philip Hz

WELL /PUMP VOLUME (V) (gal/ml) _____ 3 v (gal/ml) _____ WELL SAMPLE TIME _____ DUPLICATE SAMPLE TIME _____

Time	Activity	Water Level (ft btoc)	Pump Depth (ft btoc)	Temp (°C)	EC (ms/cm)	pH	Turbidity (NTU)	Dissolved Oxygen (mg/L)	ORP (mV)	Color	Volume Purged (gals/ml)	Well/Pump Volumes Purged	Flow Rate (gal/min ml/min)
1130	Sample	—	Insufficient Water to sample						—	—	—	—	—

Colorimetric test (taken prior to sampling) Alkalinity (ppm): _____ Fe^{+2} (ppm): _____ D.O. (ppm): _____

Water level at time of sampling (ft btoc): _____ Turbidity at time of sampling: _____

Pump Settings: CPM: _____ PSI: _____ Recharge: _____ Discharge: _____

Comments: _____

PARAMETERS FOR WATER QUALITY STABILIZATION	
Temperature collect readings	Conductivity ± 3 %
pH ± 0.1	DO ± 0.3 mg/L
Turbidity < 10 NTUs (if > 10 NTUs ± 10 %)	
WL ± 0.1 foot	ORP ± 10 mV

Note:

If volatiles are detected in the breathing zone during the initial screening, the breathing zone will be periodically monitored during purging and sampling activities.

All water levels and pump depths are measured from the reference point (notch) in the top of the well casing.

If no reference point is observed then the casing high point should be notched and measurements should be collected from this point.

Every attempt should be made to limit water level drawdown to less than 0.33 feet and purge rate to less than 0.5 L/min.

TETRA TECH
348 W Hospitality Ln. Suite 100
San Bernardino, CA 92408
Telephone (909) 381-1674
Telefax (909) 889-1789

GROUNDWATER MONITORING WELL
FIELD DATA LOG SHEET - SAMPLING

DATE 01/05/11 SITE NAME / NUMBER Beaumont Site 1 PURGING DEVICE: ☐ Grundfos Pump ☐ Peristaltic Pump ☐ Bladder Pump

PROGRAM NAME LMC Beaumont Site 1 SAMPLING DEVICE: ☐ Purging Pump ☐ Disposable Bailer ☑ Other

MONITORING WELL IDENTIFICATION SW-06 OVA: ☐ FID ☐ PID In Casing (ppm) (initial) _____ (vented to) _____

SAMPLE I.D. SW-06 DUPLICATE I.D. SW-06-DUP IN BREATHING ZONE (ppm) (initial) _____ (vented to) _____

STATIC WATER LEVEL (ft btoc) _____ WELL DEPTH (ft btoc) _____ FINAL PUMP DEPTH (ft btoc) _____

WATER COLUMN (feet) _____ CASING/TUBE DIAMETER (ft/in) _____ SAMPLER'S SIGNATURE pip Bz

WELL /PUMP VOLUME (V) (gal/ml) _____ 3 v (gal/ml) _____ WELL SAMPLE TIME 0942 DUPLICATE SAMPLE TIME 0947

Time	Activity	Water Level (ft btoc)	Pump Depth (ft btoc)	Temp (°C)	EC (ms/cm)	pH	Turbidity (NTU)	Dissolved Oxygen (mg/L)	ORP (mV)	Color	Volume Purged (gals/ml)	Well/Pump Volumes Purged	Flow Rate (gal/min ml/min)
0942	Sampling	—	—	11.94	0.713	7.58	11.8	7.99	-38.6	clear	—	—	—
947	Dup												

Colorimetric test (taken prior to sampling) Alkalinity (ppm): _____ Fe^{+2} (ppm): _____ D.O. (ppm): _____

Water level at time of sampling (ft btoc): _____ Turbidity at time of sampling: 11.8

Pump Settings: CPM: _____ PSI: _____ Recharge: _____ Discharge: _____

Comments: _____

PARAMETERS FOR WATER QUALITY STABILIZATION	
Temperature collect readings	Conductivity ± 3 %
pH ± 0.1	DO ± 0.3 mg/L
Turbidity < 10 NTUs (if > 10 NTUs ± 10 %)	
WL ± 0.1 foot	ORP ± 10 mV

Note:

If volatiles are detected in the breathing zone during the initial screening, the breathing zone will be periodically monitored during purging and sampling activities.

All water levels and pump depths are measured from the reference point (notch) in the top of the well casing.

If no reference point is observed then the casing high point should be notched and measurements should be collected from this point.

Every attempt should be made to limit water level drawdown to less than 0.33 feet and purge rate to less than 0.5 L/min.

TETRA TECH
348 W Hospitality Ln. Suite 100
San Bernardino, CA 92408
Telephone (909) 381-1674
Telefax (909) 889-139

GROUNDWATER MONITORING WELL
FIELD DATA LOG SHEET - SAMPLING

DATE 1/05/11 SITE NAME / NUMBER Beaumont Site 1 PURGING DEVICE: ☐ Grundfos Pump ☐ Peristaltic Pump ☐ Bladder Pump

PROGRAM NAME LMC Beaumont Site 1 SAMPLING DEVICE: ☐ Purging Pump ☐ Disposable Bailer ☑ Other

MONITORING WELL IDENTIFICATION SW-07 OVA: ☐ FID ☐ PID In Casing (ppm) (initial) _____ (vented to) _____

SAMPLE I.D. SW-07 DUPLICATE I.D. SW-07-DUP IN BREATHING ZONE (ppm) (initial) _____ (vented to) _____

STATIC WATER LEVEL (ft btoc) _____ WELL DEPTH (ft btoc) _____ FINAL PUMP DEPTH (ft btoc) _____

WATER COLUMN (feet) _____ CASING/TUBE DIAMETER (ft/in) _____ SAMPLER'S SIGNATURE _____

WELL /PUMP VOLUME (V) (gal/ml) _____ 3 v (gal/ml) _____ WELL SAMPLE TIME 0905 DUPLICATE SAMPLE TIME 0907

Time	Activity	Water Level (ft btoc)	Pump Depth (ft btoc)	Temp (°C)	EC (ms/cm)	pH	Turbidity (NTU)	Dissolved Oxygen (mg/L)	ORP (mV)	Color	Volume Purged (gals/ml)	Well/Pump Volumes Purged	Flow Rate (gal/min ml/min)
905	sample	—	—	7.64	0.76	8.00	49.8	11.60	46.9	cloudy	—	—	—
907	Dup												

Colorimetric test (taken prior to sampling) Alkalinity (ppm): _____ Fe^{+2} (ppm): _____ D.O. (ppm): _____

Water level at time of sampling (ft btoc): _____ Turbidity at time of sampling: 49.8

Pump Settings: CPM: _____ PSI: _____ Recharge: _____ Discharge: _____

Comments: _____

PARAMETERS FOR WATER QUALITY STABILIZATION	
Temperature collect readings	Conductivity ± 3 %
pH ± 0.1	DO ± 0.3 mg/L
Turbidity < 10 NTUs (if > 10 NTUs ± 10 %)	
WL ± 0.1 foot	ORP ± 10 mV

Note:

If volatiles are detected in the breathing zone during the initial screening, the breathing zone will be periodically monitored during purging and sampling activities.

All water levels and pump depths are measured from the reference point (notch) in the top of the well casing.

If no reference point is observed then the casing high point should be notched and measurements should be collected from this point.

Every attempt should be made to limit water level drawdown to less than 0.33 feet and purge rate to less than 0.5 L/min.

TETRA TECH
348 W Hospitality Ln. Suite 100
San Bernardino, CA 92408
Telephone (909) 381-1674
Telefax (909) 889-139

GROUNDWATER MONITORING WELL
FIELD DATA LOG SHEET - SAMPLING

DATE 01/03/10 SITE NAME / NUMBER Beaumont Site 1 PURGING DEVICE: ☐ Grundfos Pump ☐ Peristaltic Pump ☐ Bladder Pump

PROGRAM NAME LMC Beaumont Site 1 SAMPLING DEVICE: ☐ Purging Pump ☐ Disposable Bailer ☑ Other

MONITORING WELL IDENTIFICATION SW-08 OVA: ☐ FID ☐ PID In Casing (ppm) (initial) _____ (vented to) _____

SAMPLE I.D. SW-08 DUPLICATE I.D. _____ IN BREATHING ZONE (ppm) (initial) _____ (vented to) _____

STATIC WATER LEVEL (ft btoc) _____ WELL DEPTH (ft btoc) _____ FINAL PUMP DEPTH (ft btoc) _____

WATER COLUMN (feet) _____ CASING/TUBE DIAMETER (ft/in) _____ SAMPLER'S SIGNATURE _____

WELL /PUMP VOLUME (V) (gal/ml) _____ 3 v (gal/ml) _____ WELL SAMPLE TIME 0955 DUPLICATE SAMPLE TIME _____

Time	Activity	Water Level (ft btoc)	Pump Depth (ft btoc)	Temp (°C)	EC (ms/cm)	pH	Turbidity (NTU)	Dissolved Oxygen (mg/L)	ORP (mV)	Color	Volume Purged (gals/ml)	Well/Pump Volumes Purged	Flow Rate (gal/min ml/min)
0955	Sample	—	—	4.9	0.248	7.69	3.18	9.01	174.2	clear	0	0	—

Colorimetric test (taken prior to sampling) Alkalinity (ppm): _____ Fe^{+2} (ppm): _____ D.O. (ppm): _____

Water level at time of sampling (ft btoc): _____ Turbidity at time of sampling: 3.18

Pump Settings: CPM: _____ PSI: _____ Recharge: _____ Discharge: _____

Comments: _____

PARAMETERS FOR WATER QUALITY STABILIZATION	
Temperature collect readings	Conductivity ± 3 %
pH ± 0.1	DO ± 0.3 mg/L
Turbidity < 10 NTUs (if > 10 NTUs ± 10 %)	
WL ± 0.1 foot	ORP ± 10 mV

Note:

If volatiles are detected in the breathing zone during the initial screening, the breathing zone will be periodically monitored during purging and sampling activities.

All water levels and pump depths are measured from the reference point (notch) in the top of the well casing.

If no reference point is observed then the casing high point should be notched and measurements should be collected from this point.

Every attempt should be made to limit water level drawdown to less than 0.33 feet and purge rate to less than 0.5 L/min.

TETRA TECH
348 W Hospitality Ln. Suite 100
San Bernardino, CA 92408
Telephone (909) 381-1674
Telefax (909) 889-139

GROUNDWATER MONITORING WELL
FIELD DATA LOG SHEET - SAMPLING

DATE 01/04/11 SITE NAME / NUMBER Beaumont Site 1 PURGING DEVICE: ☐ Grundfos Pump ☐ Peristaltic Pump ☐ Bladder Pump

PROGRAM NAME LMC Beaumont Site 1 SAMPLING DEVICE: ☐ Purging Pump ☐ Disposable Bailer ☒ Other

MONITORING WELL IDENTIFICATION SW-9 OVA: ☐ FID ☐ PID In Casing (ppm) (initial) _____ (vented to) _____

SAMPLE I.D. SW-9 DUPLICATE I.D. _____ IN BREATHING ZONE (ppm) (initial) _____ (vented to) _____

STATIC WATER LEVEL (ft btoc) _____ WELL DEPTH (ft btoc) _____ FINAL PUMP DEPTH (ft btoc) _____

WATER COLUMN (feet) _____ CASING/TUBE DIAMETER (ft/in) _____ SAMPLER'S SIGNATURE _____

WELL /PUMP VOLUME (V) (gal/ml) _____ 3 v (gal/ml) _____ WELL SAMPLE TIME 1048 DUPLICATE SAMPLE TIME _____

Time	Activity	Water Level (ft btoc)	Pump Depth (ft btoc)	Temp (°C)	EC (ms/cm)	pH	Turbidity (NTU)	Dissolved Oxygen (mg/L)	ORP (mV)	Color	Volume Purged (gals/ml)	Well/Pump Volumes Purged	Flow Rate (gal/min ml/min)
1048	Sampling	—	—	6.7	0.97	7.66	3,988	5.52	36.6	cloudy	—	—	—

Colorimetric test (taken prior to sampling) Alkalinity (ppm): _____ Fe^{+2} (ppm): _____ D.O. (ppm): _____

Water level at time of sampling (ft btoc): _____ Turbidity at time of sampling: 3988

Pump Settings: CPM: _____ PSI: _____ Recharge: _____ Discharge: _____

Comments: _____

PARAMETERS FOR WATER QUALITY STABILIZATION	
Temperature collect readings	Conductivity ± 3 %
pH ± 0.1	DO ± 0.3 mg/L
Turbidity < 10 NTUs (if > 10 NTUs ± 10 %)	
WL ± 0.1 foot	ORP ± 10 mV

Note:

If volatiles are detected in the breathing zone during the initial screening, the breathing zone will be periodically monitored during purging and sampling activities.

All water levels and pump depths are measured from the reference point (notch) in the top of the well casing.

If no reference point is observed then the casing high point should be notched and measurements should be collected from this point.

Every attempt should be made to limit water level drawdown to less than 0.33 feet and purge rate to less than 0.5 L/min.

TETRA TECH
348 W Hospitality Ln. Suite 100
San Bernardino, CA 92408
Telephone (909) 381-1674
Telefax (909) 889-139

GROUNDWATER MONITORING WELL
FIELD DATA LOG SHEET - SAMPLING

DATE 01/03/11 SITE NAME / NUMBER Beaumont Site 1 PURGING DEVICE: ☐ Grundfos Pump ☐ Peristaltic Pump ☐ Bladder Pump

PROGRAM NAME LMC Beaumont Site 1 SAMPLING DEVICE: ☐ Purging Pump ☐ Disposable Bailer ☑ Other

MONITORING WELL IDENTIFICATION SW-10 OVA: ☐ FID ☐ PID In Casing (ppm) (initial) _____ (vented to) _____

SAMPLE I.D. SW-10 DUPLICATE I.D. _____ IN BREATHING ZONE (ppm) (initial) _____ (vented to) _____

STATIC WATER LEVEL (ft btoc) _____ WELL DEPTH (ft btoc) _____ FINAL PUMP DEPTH (ft btoc) _____

WATER COLUMN (feet) _____ CASING/TUBE DIAMETER (ft/in) _____ SAMPLER'S SIGNATURE [signature]

WELL /PUMP VOLUME (V) (gal/ml) _____ 3 v (gal/ml) _____ WELL SAMPLE TIME 1320 DUPLICATE SAMPLE TIME _____

Time	Activity	Water Level (ft btoc)	Pump Depth (ft btoc)	Temp (°C)	EC (ms/cm)	pH	Turbidity (NTU)	Dissolved Oxygen (mg/L)	ORP (mV)	Color	Volume Purged (gals/ml)	Well/Pump Volumes Purged	Flow Rate (gal/min ml/min)
1320	Sampling	—	—	8.0	0.22	8.27	Overrange	11.28	126.1	cloudy	0	0	—

Colorimetric test (taken prior to sampling) Alkalinity (ppm): _____ Fe^{+2} (ppm): _____ D.O. (ppm): _____

Water level at time of sampling (ft btoc): _____ Turbidity at time of sampling: Over range

Pump Settings: CPM: _____ PSI: _____ Recharge: _____ Discharge: _____

Comments: _____

PARAMETERS FOR WATER QUALITY STABILIZATION	
Temperature collect readings	Conductivity ± 3 %
pH ± 0.1	DO ± 0.3 mg/L
Turbidity < 10 NTUs (if > 10 NTUs ± 10 %)	
WL ± 0.1 foot	ORP ± 10 mV

Note:

If volatiles are detected in the breathing zone during the initial screening, the breathing zone will be periodically monitored during purging and sampling activities.

All water levels and pump depths are measured from the reference point (notch) in the top of the well casing.

If no reference point is observed then the casing high point should be notched and measurements should be collected from this point.

Every attempt should be made to limit water level drawdown to less than 0.33 feet and purge rate to less than 0.5 L/min.

TETRA TECH
348 W Hospitality Ln. Suite 100
San Bernardino, CA 92408
Telephone (909) 381-1674
Telefax (909) 889-139

GROUNDWATER MONITORING WELL
FIELD DATA LOG SHEET - SAMPLING

DATE 01/03/11 SITE NAME / NUMBER Beaumont Site1

PROGRAM NAME LMC Beaumont Site1

MONITORING WELL IDENTIFICATION SW-11

SAMPLE I.D. SW-11 DUPLICATE I.D. _____

STATIC WATER LEVEL (ft btoc) _____ WELL DEPTH (ft btoc) _____

WATER COLUMN (feet) _____ CASING/TUBE DIAMETER (ft/in) _____

WELL /PUMP VOLUME (V) (gal/ml) _____ 3 v (gal/ml) _____

PURGING DEVICE: ☐ Grundfos Pump ☐ Peristaltic Pump ☐ Bladder Pump

SAMPLING DEVICE: ☐ Purging Pump ☐ Disposable Bailer ☒ Other

OVA: ☐ FID ☐ PID In Casing (ppm) (initial) _____ (vented to) _____

IN BREATHING ZONE (ppm) (initial) _____ (vented to) _____

FINAL PUMP DEPTH (ft btoc) _____

SAMPLER'S SIGNATURE _____

WELL SAMPLE TIME _____ DUPLICATE SAMPLE TIME _____

Time	Activity	Water Level (ft btoc)	Pump Depth (ft btoc)	Temp (°C)	EC (ms/cm)	pH	Turbidity (NTU)	Dissolved Oxygen (mg/L)	ORP (mV)	Color	Volume Purged (gals/ml)	Well/Pump Volumes Purged	Flow Rate (gal/min ml/min)
1218	Sample	—	—	Dry	—						0	0	—

Colorimetric test (taken prior to sampling) Alkalinity (ppm): _____ Fe^{+2} (ppm): _____ D.O. (ppm): _____

Water level at time of sampling (ft btoc): _____ Turbidity at time of sampling: _____

Pump Settings: CPM: _____ PSI: _____ Recharge: _____ Discharge: _____

Comments: _____

PARAMETERS FOR WATER QUALITY STABILIZATION	
Temperature collect readings	Conductivity ± 3 %
pH ± 0.1	DO ± 0.3 mg/L
Turbidity < 10 NTUs (if > 10 NTUs ± 10 %)	
WL ± 0.1 foot	ORP ± 10 mV

Note:

If volatiles are detected in the breathing zone during the initial screening, the breathing zone will be periodically monitored during purging and sampling activities.

All water levels and pump depths are measured from the reference point (notch) in the top of the well casing.

If no reference point is observed then the casing high point should be notched and measurements should be collected from this point.

Every attempt should be made to limit water level drawdown to less than 0.33 feet and purge rate to less than 0.5 L/min.

TETRA TECH
348 W Hospitality Ln. Suite 100
San Bernardino, CA 92408
Telephone (909) 381-1674
Telefax (909) 889-139

GROUNDWATER MONITORING WELL
FIELD DATA LOG SHEET - SAMPLING

DATE 01/03/18 SITE NAME / NUMBER Beaumont Site 1 PURGING DEVICE: ☐ Grundfos Pump ☐ Peristaltic Pump ☐ Bladder Pump

PROGRAM NAME LMC Beaumont Site 1 SAMPLING DEVICE: ☐ Purging Pump ☐ Disposable Bailer ☒ Other

MONITORING WELL IDENTIFICATION SW-12 OVA: ☐ FID ☐ PID In Casing (ppm) (initial) _____ (vented to) _____

SAMPLE I.D. _____ DUPLICATE I.D. _____ IN BREATHING ZONE (ppm) (initial) _____ (vented to) _____

STATIC WATER LEVEL (ft btoc) _____ WELL DEPTH (ft btoc) _____ FINAL PUMP DEPTH (ft btoc) _____

WATER COLUMN (feet) _____ CASING/TUBE DIAMETER (ft/in) _____ SAMPLER'S SIGNATURE _____

WELL /PUMP VOLUME (V) (gal/ml) _____ 3 v (gal/ml) _____ WELL SAMPLE TIME _____ DUPLICATE SAMPLE TIME _____

Time	Activity	Water Level (ft btoc)	Pump Depth (ft btoc)	Temp (°C)	EC (ms/cm)	pH	Turbidity (NTU)	Dissolved Oxygen (mg/L)	ORP (mV)	Color	Volume Purged (gals/ml)	Well/Pump Volumes Purged	Flow Rate (gal/min ml/min)
1031		—	— Dry - no water flowing								0	0	—

Colorimetric test (taken prior to sampling) Alkalinity (ppm): _____ Fe^{+2} (ppm): _____ D.O. (ppm): _____

Water level at time of sampling (ft btoc): _____ Turbidity at time of sampling: _____

Pump Settings: CPM: _____ PSI: _____ Recharge: _____ Discharge: _____

Comments: _____

PARAMETERS FOR WATER QUALITY STABILIZATION	
Temperature collect readings	Conductivity ± 3 %
pH ± 0.1	DO ± 0.3 mg/L
Turbidity < 10 NTUs (if > 10 NTUs ± 10 %)	
WL ± 0.1 foot	ORP ± 10 mV

Note:

If volatiles are detected in the breathing zone during the initial screening, the breathing zone will be periodically monitored during purging and sampling activities.

All water levels and pump depths are measured from the reference point (notch) in the top of the well casing.

If no reference point is observed then the casing high point should be notched and measurements should be collected from this point.

Every attempt should be made to limit water level drawdown to less than 0.33 feet and purge rate to less than 0.5 L/min.

TETRA TECH
348 W Hospitality Ln. Suite 100
San Bernardino, CA 92408
Telephone (909) 381-1674
Telefax (909) 889-139

GROUNDWATER MONITORING WELL
FIELD DATA LOG SHEET - SAMPLING

DATE 01/03/18 SITE NAME / NUMBER Beaumont Site1 PURGING DEVICE: ☐ Grundfos Pump ☐ Peristaltic Pump ☐ Bladder Pump

PROGRAM NAME LMC Beaumont Site1 SAMPLING DEVICE: ☐ Purging Pump ☐ Disposable Bailer ☒ Other

MONITORING WELL IDENTIFICATION SW-13 OVA: ☐ FID ☐ PID In Casing (ppm) (initial) _____ (vented to) _____

SAMPLE I.D. SW-13 DUPLICATE I.D. _____ IN BREATHING ZONE (ppm) (initial) _____ (vented to) _____

STATIC WATER LEVEL (ft btoc) _____ WELL DEPTH (ft btoc) _____ FINAL PUMP DEPTH (ft btoc) _____

WATER COLUMN (feet) _____ CASING/TUBE DIAMETER (ft/in) _____ SAMPLER'S SIGNATURE _____

WELL /PUMP VOLUME (V) (gal/ml) _____ 3 v (gal/ml) _____ WELL SAMPLE TIME 1016 DUPLICATE SAMPLE TIME _____

Time	Activity	Water Level (ft btoc)	Pump Depth (ft btoc)	Temp (°C)	EC (ms/cm)	pH	Turbidity (NTU)	Dissolved Oxygen (mg/L)	ORP (mV)	Color	Volume Purged (gals/ml)	Well/Pump Volumes Purged	Flow Rate (gal/min ml/min)
1010	Sampling	—	—	7.4	0.138	7.95	36.1	11.44	153.7	clear	0	0	—

Colorimetric test (taken prior to sampling) Alkalinity (ppm): _____ Fe^{+2} (ppm): _____ D.O. (ppm): _____

Water level at time of sampling (ft btoc): _____ Turbidity at time of sampling: 36.1

Pump Settings: CPM: _____ PSI: _____ Recharge: _____ Discharge: _____

Comments: _____

PARAMETERS FOR WATER QUALITY STABILIZATION	
Temperature collect readings	Conductivity ± 3 %
pH ± 0.1	DO ± 0.3 mg/L
Turbidity < 10 NTUs (if > 10 NTUs ± 10 %)	
WL ± 0.1 foot	ORP ± 10 mV

Note:

If volatiles are detected in the breathing zone during the initial screening, the breathing zone will be periodically monitored during purging and sampling activities.

All water levels and pump depths are measured from the reference point (notch) in the top of the well casing.

If no reference point is observed then the casing high point should be notched and measurements should be collected from this point.

Every attempt should be made to limit water level drawdown to less than 0.33 feet and purge rate to less than 0.5 L/min.

TETRA TECH
348 W Hospitality Ln. Suite 100
San Bernardino, CA 92408
Telephone (909) 381-1674
Telefax (909) 889-139

GROUNDWATER MONITORING WELL
FIELD DATA LOG SHEET - SAMPLING

DATE 01/03/11 SITE NAME / NUMBER Beaumont Site 1 PURGING DEVICE: ☐ Grundfos Pump ☐ Peristaltic Pump ☐ Bladder Pump

PROGRAM NAME LMC Beaumont Site 1 SAMPLING DEVICE: ☐ Purging Pump ☐ Disposable Bailer ☒ Other

MONITORING WELL IDENTIFICATION SW-14 OVA: ☐ FID ☐ PID In Casing (ppm) (initial) _____ (vented to) _____

SAMPLE I.D. SW-14 DUPLICATE I.D. _____ IN BREATHING ZONE (ppm) (initial) _____ (vented to) _____

STATIC WATER LEVEL (ft btoc) _____ WELL DEPTH (ft btoc) _____ FINAL PUMP DEPTH (ft btoc) _____

WATER COLUMN (feet) _____ CASING/TUBE DIAMETER (ft/in) _____ SAMPLER'S SIGNATURE _____

WELL /PUMP VOLUME (V) (gal/ml) _____ 3 v (gal/ml) _____ WELL SAMPLE TIME 1235 DUPLICATE SAMPLE TIME _____

Time	Activity	Water Level (ft btoc)	Pump Depth (ft btoc)	Temp (°C)	EC (ms/cm)	pH	Turbidity (NTU)	Dissolved Oxygen (mg/L)	ORP (mV)	Color	Volume Purged (gals/ml)	Well/Pump Volumes Purged	Flow Rate (gal/min ml/min)
1235	Sampling	—	—	8.8	0.93	7.66	5.64	5.44	146.1	clear	0	0	—

Colorimetric test (taken prior to sampling) Alkalinity (ppm): _____ Fe^{+2} (ppm): _____ D.O. (ppm): _____

Water level at time of sampling (ft btoc): _____ Turbidity at time of sampling: 5.64

Pump Settings: CPM: _____ PSI: _____ Recharge: _____ Discharge: _____

Comments: _____

PARAMETERS FOR WATER QUALITY STABILIZATION	
Temperature collect readings	Conductivity ± 3 %
pH ± 0.1	DO ± 0.3 mg/L
Turbidity < 10 NTUs (if > 10 NTUs ± 10 %)	
WL ± 0.1 foot	ORP ± 10 mV

Note:

If volatiles are detected in the breathing zone during the initial screening, the breathing zone will be periodically monitored during purging and sampling activities.

All water levels and pump depths are measured from the reference point (notch) in the top of the well casing.

If no reference point is observed then the casing high point should be notched and measurements should be collected from this point.

Every attempt should be made to limit water level drawdown to less than 0.33 feet and purge rate to less than 0.5 L/min.

TETRA TECH
348 W Hospitality Ln. Suite 100
San Bernardino, CA 92408
Telephone (909) 381-1674
Telefax (909) 889-139

GROUNDWATER MONITORING WELL
FIELD DATA LOG SHEET - SAMPLING

DATE 01/03/11 SITE NAME / NUMBER Beaumont Site 1 PURGING DEVICE: ☐ Grundfos Pump ☐ Peristaltic Pump ☐ Bladder Pump

PROGRAM NAME LMC Beaumont Site 1 SAMPLING DEVICE: ☐ Purging Pump ☐ Disposable Bailer ☒ Other

MONITORING WELL IDENTIFICATION SW-15 OVA: ☐ FID ☐ PID In Casing (ppm) (initial) _____ (vented to) _____

SAMPLE I.D. SW-15 DUPLICATE I.D. _____ IN BREATHING ZONE (ppm) (initial) _____ (vented to) _____

STATIC WATER LEVEL (ft btoc) _____ WELL DEPTH (ft btoc) _____ FINAL PUMP DEPTH (ft btoc) _____

WATER COLUMN (feet) _____ CASING/TUBE DIAMETER (ft/in) _____ SAMPLER'S SIGNATURE Phil H

WELL /PUMP VOLUME (V) (gal/ml) _____ 3 v (gal/ml) _____ WELL SAMPLE TIME 1302 DUPLICATE SAMPLE TIME _____

Time	Activity	Water Level (ft btoc)	Pump Depth (ft btoc)	Temp (°C)	EC (ms/cm)	pH	Turbidity (NTU)	Dissolved Oxygen (mg/L)	ORP (mV)	Color	Volume Purged (gals/ml)	Well/Pump Volumes Purged	Flow Rate (gal/min ml/min)
1302	Sampling	—	—	7.3	0.175	8.23	2494	11.20	107.2	cloudy	0	0	—

Colorimetric test (taken prior to sampling) Alkalinity (ppm): _____ Fe^{+2} (ppm): _____ D.O. (ppm): _____

Water level at time of sampling (ft btoc): _____ Turbidity at time of sampling: 2494

Pump Settings: CPM: _____ PSI: _____ Recharge: _____ Discharge: _____

Comments: _____

PARAMETERS FOR WATER QUALITY STABILIZATION	
Temperature collect readings	Conductivity ± 3 %
pH ± 0.1	DO ± 0.3 mg/L
Turbidity < 10 NTUs (if > 10 NTUs ± 10 %)	
WL ± 0.1 foot	ORP ± 10 mV

Note:

If volatiles are detected in the breathing zone during the initial screening, the breathing zone will be periodically monitored during purging and sampling activities.

All water levels and pump depths are measured from the reference point (notch) in the top of the well casing.

If no reference point is observed then the casing high point should be notched and measurements should be collected from this point.

Every attempt should be made to limit water level drawdown to less than 0.33 feet and purge rate to less than 0.5 L/min.

TETRA TECH
348 W Hospitality Ln. Suite 100
San Bernardino, CA 92408
Telephone (909) 381-1674
Telefax (909) 889-139

GROUNDWATER MONITORING WELL
FIELD DATA LOG SHEET - SAMPLING

DATE 01/03/11 SITE NAME / NUMBER Beaumont Site 1 PURGING DEVICE: ☐ Grundfos Pump ☐ Peristaltic Pump ☐ Bladder Pump

PROGRAM NAME LMC Beaumont Site 1 SAMPLING DEVICE: ☐ Purging Pump ☐ Disposable Bailer ☒ Other

MONITORING WELL IDENTIFICATION SW-16 OVA: ☐ FID ☐ PID In Casing (ppm) (initial) _____ (vented to) _____

SAMPLE I.D. SW-16 DUPLICATE I.D. _____ IN BREATHING ZONE (ppm) (initial) _____ (vented to) _____

STATIC WATER LEVEL (ft btoc) _____ WELL DEPTH (ft btoc) _____ FINAL PUMP DEPTH (ft btoc) _____

WATER COLUMN (feet) _____ CASING/TUBE DIAMETER (ft/in) _____ SAMPLER'S SIGNATURE _____

WELL /PUMP VOLUME (V) (gal/ml) _____ 3 v (gal/ml) _____ WELL SAMPLE TIME 1432 DUPLICATE SAMPLE TIME _____

Time	Activity	Water Level (ft btoc)	Pump Depth (ft btoc)	Temp (°C)	EC (ms/cm)	pH	Turbidity (NTU)	Dissolved Oxygen (mg/L)	ORP (mV)	Color	Volume Purged (gals/ml)	Well/Pump Volumes Purged	Flow Rate (gal/min ml/min)
1432	Sampling	—	—	8.6	0.722	8.61	106.5	11.35	129.6	cloudy	0	0	—

Colorimetric test (taken prior to sampling) Alkalinity (ppm): _____ Fe^{+2} (ppm): _____ D.O. (ppm): _____

Water level at time of sampling (ft btoc): _____ Turbidity at time of sampling: 106.5

Pump Settings: CPM: _____ PSI: _____ Recharge: _____ Discharge: _____

Comments: _____

PARAMETERS FOR WATER QUALITY STABILIZATION	
Temperature collect readings	Conductivity ± 3 %
pH ± 0.1	DO ± 0.3 mg/L
Turbidity < 10 NTUs (if > 10 NTUs ± 10 %)	
WL ± 0.1 foot	ORP ± 10 mV

Note:

If volatiles are detected in the breathing zone during the initial screening, the breathing zone will be periodically monitored during purging and sampling activities.

All water levels and pump depths are measured from the reference point (notch) in the top of the well casing.

If no reference point is observed then the casing high point should be notched and measurements should be collected from this point.

Every attempt should be made to limit water level drawdown to less than 0.33 feet and purge rate to less than 0.5 L/min.

TETRA TECH
348 W Hospitality Ln. Suite 100
San Bernardino, CA 92408
Telephone (909) 381-1674
Telefax (909) 889-139

GROUNDWATER MONITORING WELL
FIELD DATA LOG SHEET - SAMPLING

DATE 01/05/11 SITE NAME / NUMBER Beaumont Site 1 PURGING DEVICE: ☐ Grundfos Pump ☐ Peristaltic Pump ☐ Bladder Pump

PROGRAM NAME LMC Beaumont Site1 SAMPLING DEVICE: ☐ Purging Pump ☐ Disposable Bailer ☑ Other

MONITORING WELL IDENTIFICATION SW-18 OVA: ☐ FID ☐ PID In Casing (ppm) (initial) _____ (vented to) _____

SAMPLE I.D. SW-18 DUPLICATE I.D. _____ IN BREATHING ZONE (ppm) (initial) _____ (vented to) _____

STATIC WATER LEVEL (ft btoc) _____ WELL DEPTH (ft btoc) _____ FINAL PUMP DEPTH (ft btoc) _____

WATER COLUMN (feet) _____ CASING/TUBE DIAMETER (ft/in) _____ SAMPLER'S SIGNATURE _____

WELL /PUMP VOLUME (V) (gal/ml) _____ 3 v (gal/ml) _____ WELL SAMPLE TIME 0759 DUPLICATE SAMPLE TIME _____

Time	Activity	Water Level (ft btoc)	Pump Depth (ft btoc)	Temp (°C)	EC (ms/cm)	pH	Turbidity (NTU)	Dissolved Oxygen (mg/L)	ORP (mV)	Color	Volume Purged (gals/ml)	Well/Pump Volumes Purged	Flow Rate (gal/min ml/min)
0759	Sampling	—	—	8.58	0.813	7.70	30.5	11.77	56.8	clear	—	—	—

Colorimetric test (taken prior to sampling) Alkalinity (ppm): _____ Fe^{+2} (ppm): _____ D.O. (ppm): _____

Water level at time of sampling (ft btoc): _____ Turbidity at time of sampling: 30.5

Pump Settings: CPM: _____ PSI: _____ Recharge: _____ Discharge: _____

Comments: _____

PARAMETERS FOR WATER QUALITY STABILIZATION	
Temperature collect readings	Conductivity ± 3 %
pH ± 0.1	DO ± 0.3 mg/L
Turbidity < 10 NTUs (if > 10 NTUs ± 10 %)	
WL ± 0.1 foot	ORP ± 10 mV

Note:

If volatiles are detected in the breathing zone during the initial screening, the breathing zone will be periodically monitored during purging and sampling activities.

All water levels and pump depths are measured from the reference point (notch) in the top of the well casing.

If no reference point is observed then the casing high point should be notched and measurements should be collected from this point.

Every attempt should be made to limit water level drawdown to less than 0.33 feet and purge rate to less than 0.5 L/min.

TETRA TECH
348 W Hospitality Ln. Suite 100
San Bernardino, CA 92408
Telephone (909) 381-1674
Telefax (909) 889-139

GROUNDWATER MONITORING WELL
FIELD DATA LOG SHEET - SAMPLING

DATE 01/05/11 SITE NAME / NUMBER Beaumont Site1

PROGRAM NAME LMC Beaumont Site1

MONITORING WELL IDENTIFICATION SW-19

SAMPLE I.D. SW-19 DUPLICATE I.D. _____

STATIC WATER LEVEL (ft btoc) _____ WELL DEPTH (ft btoc) _____

WATER COLUMN (feet) _____ CASING/TUBE DIAMETER (ft/in) _____

WELL /PUMP VOLUME (V) (gal/ml) _____ 3 v (gal/ml) _____

PURGING DEVICE: ☐ Grundfos Pump ☐ Peristaltic Pump ☐ Bladder Pump

SAMPLING DEVICE: ☐ Purging Pump ☐ Disposable Bailer ☒ Other

OVA: ☐ FID ☐ PID In Casing (ppm) (initial) _____ (vented to) _____

IN BREATHING ZONE (ppm) (initial) _____ (vented to) _____

FINAL PUMP DEPTH (ft btoc) _____

SAMPLER'S SIGNATURE _____

WELL SAMPLE TIME 0815 DUPLICATE ~~SAMPLE~~ TIME _____

Time	Activity	Water Level (ft btoc)	Pump Depth (ft btoc)	Temp (°C)	EC (ms/cm)	pH	Turbidity (NTU)	Dissolved Oxygen (mg/L)	ORP (mV)	Color	Volume Purged (gals/ml)	Well/Pump Volumes Purged	Flow Rate (gal/min ml/min)
0815	Sampling	—	—	7.73	0.799	7.51	211	11.92	101.0	cloudy	—	—	—

Colorimetric test (taken prior to sampling) Alkalinity (ppm): _____ Fe^{+2} (ppm): _____ D.O. (ppm): _____

Water level at time of sampling (ft btoc): _____ Turbidity at time of sampling: 211

Pump Settings: CPM: _____ PSI: _____ Recharge: _____ Discharge: _____

Comments: _____

PARAMETERS FOR WATER QUALITY STABILIZATION	
Temperature collect readings	Conductivity ± 3 %
pH ± 0.1	DO ± 0.3 mg/L
Turbidity < 10 NTUs (if > 10 NTUs ± 10 %)	
WL ± 0.1 foot	ORP ± 10 mV

Note:

If volatiles are detected in the breathing zone during the initial screening, the breathing zone will be periodically monitored during purging and sampling activities.

All water levels and pump depths are measured from the reference point (notch) in the top of the well casing.

If no reference point is observed then the casing high point should be notched and measurements should be collected from this point.

Every attempt should be made to limit water level drawdown to less than 0.33 feet and purge rate to less than 0.5 L/min.

TETRA TECH
301 E. Vanderbilt Way. Suite 450
San Bernardino, CA 92408
Telephone (909) 381-1674
Telefax (909) 889-139

GROUNDWATER MONITORING WELL
FIELD DATA LOG SHEET - SAMPLING

DATE 01/12/11 SITE NAME / NUMBER Beaumont Site 1 PURGING DEVICE: ☐ Dedicated Pump ☐ Peristaltic Pump ☑ Bladder Pump

PROGRAM NAME LMC Beaumont Site 1 SAMPLING DEVICE: ☒ Purging Pump ☐ Disposable Bailer ☐ Other

MONITORING WELL IDENTIFICATION EW-13 OVA: ☐ FID ☒ PID In Casing (ppm) (initial) 2.8 (vented to) 0.0

SAMPLE I.D. EW-13 DUPLICATE I.D. IN BREATHING ZONE (ppm) (initial) (vented to)

STATIC WATER LEVEL (ft btoc) 80.99 WELL DEPTH (ft btoc) 100.80 FINAL PUMP DEPTH (ft btoc) 98

WATER COLUMN (feet) 19.81 CASING/TUBE DIAMETER (ft/in) 4 SAMPLER'S SIGNATURE

~~WELL~~/PUMP VOLUME (V) (gal/ml) 767 3 v (gal/ml) WELL SAMPLE TIME DUPLICATE SAMPLE TIME

Time	Activity	Water Level (ft btoc)	Pump Depth (ft btoc)	Temp (°C)	EC (ms/cm)	pH	Turbidity (NTU)	Dissolved Oxygen (mg/L)	ORP (mV)	Color	Volume Purged (~~gals~~/ml)	Well/Pump Volumes Purged	Flow Rate (~~gal/min~~ ml/min)
0854	start purge	80.99	98								0	0	80
0910	Purging	81.16		18.1	0.016	7.86	4.77	8.59	88.3	clear	1,280	1.67	↓
0913	↓	81.24		18.3	0.144	8.32	21.0	3.01	93.4	clear	1,520	1.98	60
0916		81.32		18.2	0.183	8.72	17.9	1.49	91.0	clear	1,700	2.22	45
0919		81.36		18.0	0.196	8.84	15.8	1.01	88.7	clear	1,835	2.39	↓
0922		81.39		18.0	0.198	8.90	13.1	0.92	86.5	clear	1,970	2.57	
0925	↓	81.44		18.3	0.199	8.92	11.6	0.90	84.6	clear	2,105	2.75	
0928	Sample	81.48	↓	18.4	0.200	8.93	12.3	0.80	82.0	clear	2,240	2.92	↓

Colorimetric test (taken prior to sampling) Sulfide (mg/L): 0.05 Fe^{+2} (mg/L): 0.0 D.O. (ppm):

Water level at time of sampling (ft btoc): 81.48 Turbidity at time of sampling: 12.30

Pump Settings: CPM: 2 PSI: 58 Recharge: 26 Discharge: 4

Comments:

PARAMETERS FOR WATER QUALITY STABILIZATION	
Temperature collect readings	Conductivity ± 3 %
pH ± 0.1	DO ± 0.3 mg/L
Turbidity < 10 NTUs (if > 10 NTUs ± 10 %)	
WL ± 0.1 foot	ORP ± 10 mV

Note:
If volatiles are detected in the breathing zone during the initial screening, the breathing zone will be periodically monitored during purging and sampling activities.
All water levels and pump depths are measured from the reference point (notch) in the top of the well casing.
If no reference point is observed then the casing high point should be notched and measurements should be collected from this point.
Every attempt should be made to limit water level drawdown to less than 0.33 feet and purge rate to less than 0.5 L/min.

TETRA TECH
348 W Hospitality Ln. Suite 100
San Bernardino, CA 92408
Telephone (909) 381-1674
Telefax (909) 889-139

GROUNDWATER MONITORING WELL
FIELD DATA LOG SHEET - SAMPLING

DATE 01/14/11 SITE NAME / NUMBER Beaumont site1 PURGING DEVICE: ☐ Grundfos Pump ☐ Peristaltic Pump ☒ Bladder Pump

PROGRAM NAME LMC Beaumont site1 SAMPLING DEVICE: ☒ Purging Pump ☐ Disposable Bailer ☐ Other

MONITORING WELL IDENTIFICATION EW-13 OVA: ☐ FID ☒ PID In Casing (ppm) (initial) 3.9 (vented to) 0.0

SAMPLE I.D. EW-13 DUPLICATE I.D. _____ IN BREATHING ZONE (ppm) (initial) _____ (vented to) _____

STATIC WATER LEVEL (ft btoc) 80.59 WELL DEPTH (ft btoc) 100.80 FINAL PUMP DEPTH (ft btoc) 98

WATER COLUMN (feet) 20.21 CASING/TUBE DIAMETER (ft/in) _____ SAMPLER'S SIGNATURE [signature]

WELL /PUMP VOLUME (V) (gal/ml) 767 3 v (gal/ml) _____ WELL SAMPLE TIME 0935 DUPLICATE SAMPLE TIME _____

Time	Activity	Water Level (ft btoc)	Pump Depth (ft btoc)	Temp (°C)	EC (ms/cm)	pH	Turbidity (NTU)	Dissolved Oxygen (mg/L)	ORP (mV)	Color	Volume Purged (gals/ml)	Well/Pump Volumes Purged	Flow Rate (gal/min ml/min)
0910	start purge	80.59	98								0	0	180
0920	Purging	81.11	↓	20.6	0.341	8.75	40.9	0.57	98.0	clear	1,800	2.35	↓
0923	↓	81.14		21.0	0.336	8.73	46.9	0.57	94.2	clear	2,340	3.05	55
0926		81.18		21.2	0.336	8.73	41.0	0.55	89.8	clear	2,505	3.27	↓
0929		81.23		21.5	0.334	8.72	38.0	0.65	85.8	clear	2,670	3.48	
0932	↓	81.28	↓	21.7	0.335	8.73	36.9	0.71	81.4	clear	2,835	3.70	
0935	Sample	81.32		21.8	0.334	8.74	33.9	0.59	77.9	clear	3,000	3.91	↓

Colorimetric test (taken prior to sampling) Alkalinity (ppm): _____ Fe^{+2} (ppm): _____ D.O. (ppm): _____

Water level at time of sampling (ft btoc): 81.32 Turbidity at time of sampling: 33.9

Pump Settings: CPM: 2 PSI: 57 Recharge: 26 Discharge: 4

Comments: _____

PARAMETERS FOR WATER QUALITY STABILIZATION	
Temperature collect readings	Conductivity ± 3 %
pH ± 0.1	DO ± 0.3 mg/L
Turbidity < 10 NTUs (if > 10 NTUs ± 10 %)	
WL ± 0.1 foot	ORP ± 10 mV

Note:

If volatiles are detected in the breathing zone during the initial screening, the breathing zone will be periodically monitored during purging and sampling activities.

All water levels and pump depths are measured from the reference point (notch) in the top of the well casing.

If no reference point is observed then the casing high point should be notched and measurements should be collected from this point.

Every attempt should be made to limit water level drawdown to less than 0.33 feet and purge rate to less than 0.5 L/min.

TETRA TECH
348 W Hospitality Ln. Suite 100
San Bernardino, CA 92408
Telephone (909) 381-1674
Telefax (909) 889-139

GROUNDWATER MONITORING WELL
FIELD DATA LOG SHEET - SAMPLING

DATE 01/11/11 SITE NAME / NUMBER Beaumont Site 1 PURGING DEVICE: ☐ Grundfos Pump ☐ Peristaltic Pump ☒ Bladder Pump

PROGRAM NAME LMC Beaumont site1 SAMPLING DEVICE: ☒ Purging Pump ☐ Disposable Bailer ☐ Other

MONITORING WELL IDENTIFICATION EW-15 OVA: ☐ FID ☒ PID In Casing (ppm) (initial) 7.1 (vented to) 0.0

SAMPLE I.D. EW-15 DUPLICATE I.D. _____ IN BREATHING ZONE (ppm) (initial) _____ (vented to) _____

STATIC WATER LEVEL (ft btoc) 77.96 WELL DEPTH (ft btoc) 97.41 FINAL PUMP DEPTH (ft btoc) 95

WATER COLUMN (feet) 19.45 CASING/TUBE DIAMETER (ft/in) 1/4 SAMPLER'S SIGNATURE [signature]

WELL /PUMP VOLUME (V) (gal/ml) 767 3 v (gal/ml) _____ WELL SAMPLE TIME 1355 DUPLICATE SAMPLE TIME _____

Time	Activity	Water Level (ft btoc)	Pump Depth (ft btoc)	Temp (°C)	EC (ms/cm)	pH	Turbidity (NTU)	Dissolved Oxygen (mg/L)	ORP (mV)	Color	Volume Purged (gals/ml)	Well/Pump Volumes Purged	Flow Rate (gal/min ml/min)
1322	start purge	77.79	95	—	—	—	—	—	—	—	0	0	95
1340	Purging	78.25	↓	16.6	0.296	8.35	9.97	0.62	-19.3	clear	1,710	2.23	↓
1343	↓	78.34		16.3	0.268	8.48	10.6	0.49	-63.2	clear	1,995	2.60	↓
1346		78.45		17.1	0.245	8.56	9.78	0.49	-65.1	clear	2,280	2.97	80
1349		78.53		17.0	0.239	8.59	8.87	0.45	-48.0	clear	2,520	3.29	65
1352	↓	78.57		16.9	0.234	8.62	8.65	0.52	-33.6	clear	2,715	3.54	↓
1355	sample	78.62	↓	16.4	0.230	8.65	8.66	0.50	-17.3	clear	2,960	3.79	↓

Colorimetric test (taken prior to sampling) ~~Sulfide~~ ~~Alkalinity (ppm)~~: 0.02 Fe^{+2} (ppm): 1.17 D.O. (ppm): —

Water level at time of sampling (ft btoc): 78.62 Turbidity at time of sampling: 8.66

Pump Settings: CPM: 2 PSI: 57 Recharge: 25. Discharge: 5

Comments: _____

PARAMETERS FOR WATER QUALITY STABILIZATION	
Temperature collect readings	Conductivity ± 3 %
pH ± 0.1	DO ± 0.3 mg/L
Turbidity < 10 NTUs (if > 10 NTUs ± 10 %)	
WL ± 0.1 foot	ORP ± 10 mV

Note:

If volatiles are detected in the breathing zone during the initial screening, the breathing zone will be periodically monitored during purging and sampling activities.

All water levels and pump depths are measured from the reference point (notch) in the top of the well casing.

If no reference point is observed then the casing high point should be notched and measurements should be collected from this point.

Every attempt should be made to limit water level drawdown to less than 0.33 feet and purge rate to less than 0.5 L/min.

TETRA TECH
348 W Hospitality Ln. Suite 100
San Bernardino, CA 92408
Telephone (909) 381-1674
Telefax (909) 889-139

GROUNDWATER MONITORING WELL
FIELD DATA LOG SHEET - SAMPLING

DATE 1/20/11 SITE NAME / NUMBER 1

PROGRAM NAME LMC Beaumont Site 1

MONITORING WELL IDENTIFICATION EW-16

SAMPLE I.D. EW-16 DUPLICATE I.D. —

STATIC WATER LEVEL (ft btoc) 80.48 WELL DEPTH (ft btoc) 99.45

WATER COLUMN (feet) 18.97 ~~CASING~~/TUBE DIAMETER (~~ft~~/in) 1/4

~~WELL~~ /PUMP VOLUME (V) (gal/ml) 794 3 v (gal/ml) —

PURGING DEVICE: ☐ Grundfos Pump ☐ Peristaltic Pump ☑ Bladder Pump

SAMPLING DEVICE: ☑ Purging Pump ☐ Disposable Bailer ☐ Other

OVA: ☐ FID ☑ PID In Casing (ppm) (initial) 0.0 (vented to) _____

IN BREATHING ZONE (ppm) (initial) _____ (vented to) _____

FINAL PUMP DEPTH (ft btoc) 89

SAMPLER'S SIGNATURE Jose R. Lopez

WELL SAMPLE TIME 847 DUPLICATE SAMPLE TIME _____

Time	Activity	Water Level (ft btoc)	Pump Depth (ft btoc)	Temp (°C)	EC (ms/cm)	pH	Turbidity (NTU)	Dissolved Oxygen (mg/L)	ORP (mV)	Color	Volume Purged ~~(gals/ml)~~	~~Well~~/Pump Volumes Purged	Flow Rate ~~(gal/min~~ ml/min)
827	Start purge	80.48	89	—	—	—	—	—	—	—	Ø	Ø	220
832		80.62	↓	18.20	0.246	8.18	46.8	1.98	139.0	cloudy	1100	1.38	95
835		80.80		18.11	0.270	8.20	45.4	1.17	114.2	cloudy	1385	1.74	
838		80.86		17.83	0.281	8.22	44.1	0.77	97.2	cloudy	1670	2.10	
841		80.94		17.68	0.285	8.24	40.3	0.65	89.3	cloudy	1955	2.46	65
844		81.00		17.62	0.286	8.24	38.6	0.60	85.2	cloudy	2150	2.70	
847	Sample	80.05	✓	17.41	0.287	8.24	37.5	0.61	80.2	Cloudy	2345	2.95	

Colorimetric test (taken prior to sampling) ~~Alkalinity (ppm)~~ Sulfide: 0.04 mg/L Fe^{+2} ~~(ppm)~~: 0.07 mg/L D.O. (ppm): —

Water level at time of sampling (ft btoc): 80.05 Turbidity at time of sampling: 37.5

Pump Settings: CPM: 2 PSI: 70 Recharge: 26 Discharge: 4

Comments: _____

PARAMETERS FOR WATER QUALITY STABILIZATION	
Temperature collect readings	Conductivity ± 3 %
pH ± 0.1	DO ± 0.3 mg/L
Turbidity < 10 NTUs (if > 10 NTUs ± 10 %)	
WL ± 0.1 foot	ORP ± 10 mV

Note:

If volatiles are detected in the breathing zone during the initial screening, the breathing zone will be periodically monitored during purging and sampling activities.

All water levels and pump depths are measured from the reference point (notch) in the top of the well casing.

If no reference point is observed then the casing high point should be notched and measurements should be collected from this point.

Every attempt should be made to limit water level drawdown to less than 0.33 feet and purge rate to less than 0.5 L/min.

1048

TETRA TECH
301 E. Vanderbilt Way. Suite 450
San Bernardino, CA 92408
Telephone (909) 381-1674
Telefax (909) 889-139

GROUNDWATER MONITORING WELL
FIELD DATA LOG SHEET - SAMPLING

DATE 01/19/11 SITE NAME / NUMBER Beaumont Site 1 PURGING DEVICE: ☐ Dedicated Pump ☐ Peristaltic Pump ☑ Bladder Pump

PROGRAM NAME LMC Beaumont Site 1 SAMPLING DEVICE: ☑ Purging Pump ☐ Disposable Bailer ☐ Other

MONITORING WELL IDENTIFICATION EW-18 OVA: ☐ FID ☑ PID In Casing (ppm) (initial) 121.0 (vented to) 3.8

SAMPLE I.D. EW-18 DUPLICATE I.D. IN BREATHING ZONE (ppm) (initial) 0.0 (vented to) 0.0

STATIC WATER LEVEL (ft btoc) 77.18 WELL DEPTH (ft btoc) 92.11 FINAL PUMP DEPTH (ft btoc) 82

WATER COLUMN (feet) 14.93 CASING/TUBE DIAMETER (ft/in) 1/4 SAMPLER'S SIGNATURE [signature]

~~WELL~~ /PUMP VOLUME (V) (gal/ml) 659 3 v (gal/ml) WELL SAMPLE TIME 1206 DUPLICATE SAMPLE TIME

Time	Activity	Water Level (ft btoc)	Pump Depth (ft btoc)	Temp (°C)	EC (ms/cm)	pH	Turbidity (NTU)	Dissolved Oxygen (mg/L)	ORP (mV)	Color	Volume Purged (~~gals~~/ml)	Well/Pump Volumes Purged	Flow Rate (~~gal/min~~ ml/min)
1135	Start Purge	77.18	82								0	0	105
1148	Purging	77.44	↓	20.0	0.542	9.85	19.2	0.95	32.6	clear	1,365	2.07	↓
1151	↓	77.50		19.9	0.541	9.92	17.5	0.60	29.2	clear	1,680	2.54	
1154		77.52		19.6	0.544	9.89	17.7	0.60	28.9	clear	1,995	3.03	↓
1157		77.55		19.6	0.550	9.93	17.6	0.73	27.5	clear	2,310	3.51	95
1200		77.59		19.6	0.556	9.91	18.6	0.80	28.2	clear	2,595	3.94	90
1203	↓	77.62		19.7	0.560	9.88	20.5	1.00	29.1	clear	2,865	4.35	↓
1206	Sample	77.66	↓	19.8	0.560	9.81	19.4	1.03	31.1	clear	3,135	4.76	↓

Colorimetric test (taken prior to sampling) Sulfide (mg/L): 0.03 Fe^{+2} (mg/L): 0.04 D.O. (ppm):

Water level at time of sampling (ft btoc): 77.66 Turbidity at time of sampling: 19.4

Pump Settings: CPM: 2 PSI: 45 Recharge: 20 Discharge: 10

Comments:

PARAMETERS FOR WATER QUALITY STABILIZATION	
Temperature collect readings	Conductivity ± 3 %
pH ± 0.1	DO ± 0.3 mg/L
Turbidity < 10 NTUs (if > 10 NTUs ± 10 %)	
WL ± 0.1 foot	ORP ± 10 mV

Note:
If volatiles are detected in the breathing zone during the initial screening, the breathing zone will be periodically monitored during purging and sampling activities.
All water levels and pump depths are measured from the reference point (notch) in the top of the well casing.
If no reference point is observed then the casing high point should be notched and measurements should be collected from this point.
Every attempt should be made to limit water level drawdown to less than 0.33 feet and purge rate to less than 0.5 L/min.

TETRA TECH
301 E. Vanderbilt Way. Suite 450
San Bernardino, CA 92408
Telephone (909) 381-1674
Telefax (909) 889-139

GROUNDWATER MONITORING WELL
FIELD DATA LOG SHEET - SAMPLING

DATE 01/20/11 SITE NAME / NUMBER Beaumont Site1 PURGING DEVICE: ☐ Dedicated Pump ☐ Peristaltic Pump ☑ Bladder Pump

PROGRAM NAME LMC Beaumont Site1 SAMPLING DEVICE: ☑ Purging Pump ☐ Disposable Bailer ☐ Other

MONITORING WELL IDENTIFICATION EW-18 OVA: ☐ FID ☑ PID In Casing (ppm) (initial) 22.0 (vented to) 0.0

SAMPLE I.D. EW-18 DUPLICATE I.D. IN BREATHING ZONE (ppm) (initial) _____ (vented to) _____

STATIC WATER LEVEL (ft btoc) 77.51 WELL DEPTH (ft btoc) 92.11 FINAL PUMP DEPTH (ft btoc) 83

WATER COLUMN (feet) 14.60 CASING/TUBE DIAMETER (ft/in) 1/4 SAMPLER'S SIGNATURE [signature]

~~WELL~~ /PUMP VOLUME (V) (gal/ml) 659 3 v (gal/ml) _____ WELL SAMPLE TIME 0858 DUPLICATE SAMPLE TIME _____

Time	Activity	Water Level (ft btoc)	Pump Depth (ft btoc)	Temp (°C)	EC (ms/cm)	pH	Turbidity (NTU)	Dissolved Oxygen (mg/L)	ORP (mV)	Color	Volume Purged (~~gals~~/ml)	Well/Pump Volumes Purged	Flow Rate (~~gal/min~~ ml/min)
0836	start purge	77.51	83								0	0	110
0843	↓	77.73	↓	18.3	0.70	7.29	68.3	1.20	52.0	yellow	770	1.17	↓
0846		77.80		18.3	0.72	7.20	64.2	0.65	-14.8	yellow	1,100	1.67	85
0849		77.84		18.1	0.69	7.41	62.7	0.56	-38.0	yellow	1,355	2.06	↓
0852		77.86		18.3	0.69	7.88	62.9	0.52	-39.6	yellow	1,610	2.44	
0855	↓	77.89		18.4	0.70	7.82	58.5	0.63	-39.5	yellow	1,865	2.83	
0858	sample	77.92	↓	18.4	0.70	7.89	59.3	0.70	-40.1	yellow	2,120	3.22	↓

Colorimetric test (taken prior to sampling) Sulfide (mg/L): _____ Fe^{+2} (mg/L): _____ D.O. (ppm): _____

Water level at time of sampling (ft btoc): 77.92 Turbidity at time of sampling: 59.3

Pump Settings: CPM: 2 PSI: 45 Recharge: 22 Discharge: 8

Comments: _____

PARAMETERS FOR WATER QUALITY STABILIZATION	
Temperature collect readings	Conductivity ± 3 %
pH ± 0.1	DO ± 0.3 mg/L
Turbidity < 10 NTUs (if > 10 NTUs ± 10 %)	
WL ± 0.1 foot	ORP ± 10 mV

Note:
If volatiles are detected in the breathing zone during the initial screening, the breathing zone will be periodically monitored during purging and sampling activities.
All water levels and pump depths are measured from the reference point (notch) in the top of the well casing.
If no reference point is observed then the casing high point should be notched and measurements should be collected from this point.
Every attempt should be made to limit water level drawdown to less than 0.33 feet and purge rate to less than 0.5 L/min.

TETRA TECH
348 W Hospitality Ln. Suite 100
San Bernardino, CA 92408
Telephone (909) 381-1674
Telefax (909) 889-139

GROUNDWATER MONITORING WELL
FIELD DATA LOG SHEET - SAMPLING

DATE 1/18/11 SITE NAME / NUMBER 1

PROGRAM NAME LMC Beaumont Site 1

MONITORING WELL IDENTIFICATION IW-01

SAMPLE I.D. IW-01 DUPLICATE I.D. —

STATIC WATER LEVEL (ft btoc) 55.42 WELL DEPTH (ft btoc) 90.55

WATER COLUMN (feet) 35.13 CASING/TUBE DIAMETER ~~(ft/in)~~ 1/4

WELL /PUMP VOLUME (V) (gal/ml) 794 3 v (gal/ml) —

PURGING DEVICE: ☐ Grundfos Pump ☐ Peristaltic Pump ☑ Bladder Pump

SAMPLING DEVICE: ☑ Purging Pump ☐ Disposable Bailer ☐ Other

OVA: ☐ FID ☑ PID In Casing (ppm) (initial) 0.0 (vented to) _____

IN BREATHING ZONE (ppm) (initial) _____ (vented to) _____

FINAL PUMP DEPTH (ft btoc) 85

SAMPLER'S SIGNATURE Jose R. Santoy

WELL SAMPLE TIME 944 DUPLICATE SAMPLE TIME _____

Time	Activity	Water Level (ft btoc)	Pump Depth (ft btoc)	Temp (°C)	EC (ms/cm)	pH	Turbidity (NTU)	Dissolved Oxygen (mg/L)	ORP (mV)	Color	Volume Purged ~~(gals/ml)~~	~~Well~~/Pump Volumes Purged	Flow Rate ~~(gal/min~~ ml/min)
909	start purge	55.42	85	—							0	0	195
917		55.30		19.34	0.198	6.63	123	0.35	-73.5	light brown	1170	1.47	
920		55.41		19.46	0.197	6.70	117	0.29	-91.2	light brown	1755	2.21	140
923		55.55		19.79	0.198	6.60	113	0.17	-127.1	light brown	2175	2.73	
926		55.57		20.11	0.196	6.93	99	0.13	-159.4	light brown	2595	3.26	
929		55.62		20.10	0.196	6.97	92	0.10	-173.6	light brown	3015	3.79	
932		55.68		20.24	0.196	7.02	97	0.10	-185.4	light brown	3435	4.32	
935		55.73		20.45	0.196	7.05	89	0.09	-193.4	light brown	3855	4.85	
938		55.77		20.55	0.195	7.09	86	0.08	-201.6	light brown	4275	5.38	
941		55.77		20.78	0.195	7.12	90	0.07	-206.7	light brown	4695	5.90	
944	sample	55.81		20.96	0.194	7.15	92.3	0.07	-210.5	light brown	5115	6.44	

Colorimetric test (taken prior to sampling) Sulfide Alkalinity (ppm): 0.51 mg/L Fe^{+2} (ppm): 0.78 mg/L D.O. (ppm):

Water level at time of sampling (ft btoc): 55.81 Turbidity at time of sampling: 92.3

Pump Settings: CPM: 2 PSI: 60 Recharge: 21 Discharge: 9

Comments: SWL 55.20 after pump in the well

PARAMETERS FOR WATER QUALITY STABILIZATION	
Temperature collect readings	Conductivity ± 3 %
pH ± 0.1	DO ± 0.3 mg/L
Turbidity < 10 NTUs (if > 10 NTUs ± 10 %)	
WL ± 0.1 foot	ORP ± 10 mV

Note:

If volatiles are detected in the breathing zone during the initial screening, the breathing zone will be periodically monitored during purging and sampling activities.

All water levels and pump depths are measured from the reference point (notch) in the top of the well casing.

If no reference point is observed then the casing high point should be notched and measurements should be collected from this point.

Every attempt should be made to limit water level drawdown to less than 0.33 feet and purge rate to less than 0.5 L/min.

TETRA TECH
301 E. Vanderbilt Way. Suite 450
San Bernardino, CA 92408
Telephone (909) 381-1674
Telefax (909) 889-139

GROUNDWATER MONITORING WELL
FIELD DATA LOG SHEET - SAMPLING

DATE 01/18/11 SITE NAME / NUMBER Beaumont Site 1 PURGING DEVICE: ☐ Dedicated Pump ☐ Peristaltic Pump ☑ Bladder Pump

PROGRAM NAME LMC Beaumont Site1 SAMPLING DEVICE: ☑ Purging Pump ☐ Disposable Bailer ☐ Other

MONITORING WELL IDENTIFICATION IW-02 OVA: ☐ FID ☑ PID In Casing (ppm) (initial) 0.0 (vented to) 0.0

SAMPLE I.D. IW-02 DUPLICATE I.D. _____ IN BREATHING ZONE (ppm) (initial) _____ (vented to) _____

STATIC WATER LEVEL (ft btoc) 50.24 WELL DEPTH (ft btoc) 93.23 FINAL PUMP DEPTH (ft btoc) 83

WATER COLUMN (feet) 42.99 CASING/TUBE DIAMETER (ft/in) 1/4 SAMPLER'S SIGNATURE [signature]

~~WELL~~ /PUMP VOLUME (V) (gal/ml) 659 3 v (gal/ml) _____ WELL SAMPLE TIME 0959 DUPLICATE SAMPLE TIME _____

Time	Activity	Water Level (ft btoc)	Pump Depth (ft btoc)	Temp (°C)	EC (ms/cm)	pH	Turbidity (NTU)	Dissolved Oxygen (mg/L)	ORP (mV)	Color	Volume Purged (~~gals~~/ml)	Well/Pump Volumes Purged	Flow Rate (~~gal/min~~ ml/min)
0920	start purge	50.24	83								0	0	70
0930	purging	50.46		19.4	0.075	7.60	26.0	6.35	100.9	clear	700	1.06	70
0935		50.55		18.9	0.099	7.13	35.2	1.20	-40.6	clear	1,050	1.59	65
0938		50.54		19.1	0.192	7.25	37.7	0.62	-90.7	clear	1,245	1.89	
0941		50.55		19.3	0.198	7.29	34.6	0.49	-107.7	clear	1,440	2.19	
0944		50.55		19.3	0.200	7.33	36.3	0.38	-126.5	clear	1,635	2.48	
0947		50.54		19.4	0.201	7.37	33.5	0.30	-139.7	clear	1,830	2.78	
0950		50.54		19.5	0.202	7.40	32.8	0.33	-148.2	clear	2,025	3.07	
0953		50.54		19.5	0.202	7.45	34.0	0.32	-154.2	clear	2,220	3.37	
0956		50.54		19.8	0.203	7.44	33.5	0.30	-160.0	clear	2,415	3.67	
0959	sample	50.54		19.8	0.203	7.45	34.9	0.27	-163.2	clear	2,610	3.96	

Colorimetric test (taken prior to sampling) Sulfide (mg/L): 0.05 Fe^{+2} (mg/L): 1.67 D.O. (ppm): _____

Water level at time of sampling (ft btoc): 50.54 Turbidity at time of sampling: 34.9

Pump Settings: CPM: 2 PSI: 45 Recharge: 22 Discharge: 8

Comments: _____

PARAMETERS FOR WATER QUALITY STABILIZATION	
Temperature collect readings	Conductivity ± 3 %
pH ± 0.1	DO ± 0.3 mg/L
Turbidity < 10 NTUs (if > 10 NTUs ± 10 %)	
WL ± 0.1 foot	ORP ± 10 mV

Note:
If volatiles are detected in the breathing zone during the initial screening, the breathing zone will be periodically monitored during purging and sampling activities.
All water levels and pump depths are measured from the reference point (notch) in the top of the well casing.
If no reference point is observed then the casing high point should be notched and measurements should be collected from this point.
Every attempt should be made to limit water level drawdown to less than 0.33 feet and purge rate to less than 0.5 L/min.

TETRA TECH
348 W Hospitality Ln. Suite 100
San Bernardino, CA 92408
Telephone (909) 381-1674
Telefax (909) 889-139

GROUNDWATER MONITORING WELL
FIELD DATA LOG SHEET - SAMPLING

DATE 01/17/11 SITE NAME / NUMBER Beamont Site1 PURGING DEVICE: ☐ Grundfos Pump ☐ Peristaltic Pump ☒ Bladder Pump

PROGRAM NAME LMC Beaumont Site1 SAMPLING DEVICE: ☑ Purging Pump ☐ Disposable Bailer ☐ Other

MONITORING WELL IDENTIFICATION IW-03 OVA: ☐ FID ☒ PID In Casing (ppm) (initial) 1.0 (vented to) 2.0

SAMPLE I.D. IW-03 DUPLICATE I.D. _____ IN BREATHING ZONE (ppm) (initial) _____ (vented to) _____

STATIC WATER LEVEL (ft btoc) 38.46 WELL DEPTH (ft btoc) 62.51 FINAL PUMP DEPTH (ft btoc) 57.51

WATER COLUMN (feet) 24.05 CASING/TUBE DIAMETER (ft/in) 1/4 SAMPLER'S SIGNATURE [signature]

~~WELL~~ /PUMP VOLUME (V) (gal/ml) 659 3 v (gal/ml) _____ WELL SAMPLE TIME 0838 DUPLICATE SAMPLE TIME _____

Time	Activity	Water Level (ft btoc)	Pump Depth (ft btoc)	Temp (°C)	EC (ms/cm)	pH	Turbidity (NTU)	Dissolved Oxygen (mg/L)	ORP (mV)	Color	Volume Purged (~~gals~~/ml)	Well/Pump Volumes Purged	Flow Rate (~~gal/min~~ ml/min)
0809	start purge	38.46	57.51								0	0	125
0823	Purging	38.64		19.4	0.168	7.14	21.4	0.52	-132.1	clear	1,750	2.66	
0826		38.66		19.5	0.169	7.19	21.3	0.30	-159.5	clear	2125	3.23	
0829		38.67		19.6	0.169	7.22	20.5	0.30	-186.3	clear	2500	3.79	
0832		38.65		19.7	0.169	7.24	20.9	0.27	-197.1	clear	2,875	4.36	
0835	↓	38.66		19.8	0.169	7.24	17.2	0.29	-202.9	clear	3,250	4.93	
0838	sample	38.65	↓	20.0	0.169	7.25	21.1	0.28	-206.4	clear	3,625	5.50	↓

Colorimetric test (taken prior to sampling) ~~Alkalinity~~ Sulfide (ppm): 0.13 Fe^{+2} (ppm): 3.19 D.O. (ppm): _____

Water level at time of sampling (ft btoc): 38.65 Turbidity at time of sampling: 21.1

Pump Settings: CPM: 2 PSI: 45 Recharge: 20 Discharge: 10

Comments: _____

PARAMETERS FOR WATER QUALITY STABILIZATION	
Temperature collect readings	Conductivity ± 3 %
pH ± 0.1	DO ± 0.3 mg/L
Turbidity < 10 NTUs (if > 10 NTUs ± 10 %)	
WL ± 0.1 foot	ORP ± 10 mV

Note:

If volatiles are detected in the breathing zone during the initial screening, the breathing zone will be periodically monitored during purging and sampling activities.

All water levels and pump depths are measured from the reference point (notch) in the top of the well casing.

If no reference point is observed then the casing high point should be notched and measurements should be collected from this point.

Every attempt should be made to limit water level drawdown to less than 0.33 feet and purge rate to less than 0.5 L/min.

TETRA TECH
348 W Hospitality Ln. Suite 100
San Bernardino, CA 92408
Telephone (909) 381-1674
Telefax (909) 889-139

GROUNDWATER MONITORING WELL
FIELD DATA LOG SHEET - SAMPLING

DATE 1/17/11 SITE NAME / NUMBER 1

PROGRAM NAME LMC Beaumont Site 1

MONITORING WELL IDENTIFICATION EW-04

SAMPLE I.D. EW-04 DUPLICATE I.D. —

STATIC WATER LEVEL (ft btoc) 41.54 WELL DEPTH (ft btoc)

WATER COLUMN (feet) ~~CASING~~/TUBE DIAMETER ~~(ft/in)~~ 1/4

WELL /PUMP VOLUME (V) (gal/ml) 494 3 v (gal/ml) —

PURGING DEVICE: ☐ Grundfos Pump ☐ Peristaltic Pump ☑ ~~Bladder~~ Pump

SAMPLING DEVICE: ☑ Purging Pump ☐ Disposable Bailer ☐ Other

OVA: ☐ FID ☑ PID In Casing (ppm) (initial) 2.4 (vented to) 0.0

IN BREATHING ZONE (ppm) (initial) (vented to)

FINAL PUMP DEPTH (ft btoc) 48

SAMPLER'S SIGNATURE

WELL SAMPLE TIME 847 DUPLICATE SAMPLE TIME

Time	Activity	Water Level (ft btoc)	Pump Depth (ft btoc)	Temp (°C)	EC (ms/cm)	pH	Turbidity (NTU)	Dissolved Oxygen (mg/L)	ORP (mV)	Color	Volume Purged ~~(gals)~~/ml)	~~Well~~/Pump Volumes Purged	Flow Rate (~~gal/min~~ ml/min)
811	start purge	41.54	48	—							0	0	110
817		41.70		19.29	0.303	6.28	2.46	1.27	-8.7	clear	770	1.55	
820		41.80		19.31	0.306	6.39	1.88	1.02	-33.9	clear	1100	2.22	
823		41.87		19.26	0.309	6.54	1.18	0.73	-71.8	clear	1430	2.89	80
826		41.94		19.25	0.310	6.58	2.00	0.63	-83.8	clear	1670	3.38	60
829		41.99		19.22	0.310	6.64	1.22	0.52	-95.1	clear	1850	3.74	
832		42.02	▼	19.16	0.310	6.67	0.92	0.44	-109.6	clear	2030	4.10	
835		42.07		19.16	0.310	6.69	1.14	0.39	-119.1	clear	2210	4.47	
838		42.12		19.16	0.310	6.73	0.94	0.34	-127.9	clear	2390	4.83	
841		42.15		19.20	0.310	6.74	1.91	0.31	-134.1	clear	2570	5.20	
844		42.20		19.29	0.310	6.76	1.05	0.29	-139.7	clear	2750	5.56	
847	sample	42.23		19.37	0.309	6.77	1.23	0.26	-143.6	clear	2930	5.93	

Colorimetric test (taken prior to sampling) ~~Alkalinity (ppm)~~ Sulfide mg/L: 0.00 Fe^{+2} ~~(ppm)~~ mg/L: 3.30 D.O. (ppm): —

Water level at time of sampling (ft btoc): 42.23 Turbidity at time of sampling: 1.23

Pump Settings: CPM: 2 PSI: 30 Recharge: 27 Discharge: 3

Comments:

PARAMETERS FOR WATER QUALITY STABILIZATION	
Temperature collect readings	Conductivity ± 3 %
pH ± 0.1	DO ± 0.3 mg/L
Turbidity < 10 NTUs (if > 10 NTUs ± 10 %)	
WL ± 0.1 foot	ORP ± 10 mV

Note:

If volatiles are detected in the breathing zone during the initial screening, the breathing zone will be periodically monitored during purging and sampling activities.

All water levels and pump depths are measured from the reference point (notch) in the top of the well casing.

If no reference point is observed then the casing high point should be notched and measurements should be collected from this point.

Every attempt should be made to limit water level drawdown to less than 0.33 feet and purge rate to less than 0.5 L/min.

TETRA TECH
301 E. Vanderbilt Way. Suite 450
San Bernardino, CA 92408
Telephone (909) 381-1674
Telefax (909) 889-139

GROUNDWATER MONITORING WELL
FIELD DATA LOG SHEET - SAMPLING

DATE 01/19/11 SITE NAME / NUMBER Beaumont Site 1 PURGING DEVICE: ☐ Dedicated Pump ☐ Peristaltic Pump ☒ Bladder Pump

PROGRAM NAME LMC Beaumont Site 1 SAMPLING DEVICE: ☒ Purging Pump ☐ Disposable Bailer ☐ Other

MONITORING WELL IDENTIFICATION IW-05 OVA: ☐ FID ☒ PID In Casing (ppm) (initial) 0.0 (vented to) _____

SAMPLE I.D. IW-05 DUPLICATE I.D. _____ IN BREATHING ZONE (ppm) (initial) _____ (vented to) _____

STATIC WATER LEVEL (ft btoc) 42.97 WELL DEPTH (ft btoc) 60.98 FINAL PUMP DEPTH (ft btoc) 56

WATER COLUMN (feet) 18.01 CASING/TUBE DIAMETER (ft/in) 1/4 SAMPLER'S SIGNATURE _____

~~WELL~~ /PUMP VOLUME (V) (gal/ml) 659 3 v (gal/ml) _____ WELL SAMPLE TIME 0905 DUPLICATE SAMPLE TIME _____

Time	Activity	Water Level (ft btoc)	Pump Depth (ft btoc)	Temp (°C)	EC (ms/cm)	pH	Turbidity (NTU)	Dissolved Oxygen (mg/L)	ORP (mV)	Color	Volume Purged (~~gals~~/ml)	Well/Pump Volumes Purged	Flow Rate (~~gal/min~~ ml/min)
0830	start purge	42.97	56								0	0	155
0838	Purging	43.22		19.9	0.190	7.18	82.0	0.42	-61.1	yellow cloudy	1240	1.88	
0841		43.24		20.0	0.196	7.28	80.6	0.21	-110.7	yellow cloudy	1,705	2.59	
0844		43.25		20.0	0.198	7.33	87.6	0.20	-138.3	yellow cloudy	2,170	3.29	
0847		43.25		20.1	0.199	7.36	75.5	0.13	-158.6	yellow cloudy	2,635	4.00	
0850		43.25		20.2	0.201	7.38	68.7	0.21	-171.7	yellow cloudy	3,100	4.70	
0853		43.26		20.2	0.204	7.39	67.5	0.12	-181.1	yellow cloudy	3,565	5.41	
0856		43.26		20.4	0.207	7.39	62.6	0.29	-185.2	yellow cloudy	4,030	6.12	
0859		43.26		20.5	0.208	7.39	58.7	0.28	-189.4	yellow cloudy	4,495	6.82	
0902		43.26		20.4	0.210	7.39	60.4	0.31	-193.0	yellow cloudy	4,960	7.53	
0905	Sample	43.26		20.4	0.211	7.39	54.9	0.30	-194.1	yellow cloudy	5,425	8.23	

Colorimetric test (taken prior to sampling) Sulfide (mg/L): 0.10 Fe^{+2} (mg/L): 1.86 D.O. (ppm): _____

Water level at time of sampling (ft btoc): 43.26 Turbidity at time of sampling: 54.9

Pump Settings: CPM: 2 PSI: 40 Recharge: 20 Discharge: 10

Comments: _____

PARAMETERS FOR WATER QUALITY STABILIZATION	
Temperature collect readings	Conductivity ± 3 %
pH ± 0.1	DO ± 0.3 mg/L
Turbidity < 10 NTUs (if > 10 NTUs ± 10 %)	
WL ± 0.1 foot	ORP ± 10 mV

Note:

If volatiles are detected in the breathing zone during the initial screening, the breathing zone will be periodically monitored during purging and sampling activities.

All water levels and pump depths are measured from the reference point (notch) in the top of the well casing.

If no reference point is observed then the casing high point should be notched and measurements should be collected from this point.

Every attempt should be made to limit water level drawdown to less than 0.33 feet and purge rate to less than 0.5 L/min.

TETRA TECH
348 W Hospitality Ln. Suite 100
San Bernardino, CA 92408
Telephone (909) 381-1674
Telefax (909) 889-139

GROUNDWATER MONITORING WELL
FIELD DATA LOG SHEET - SAMPLING

DATE 01/07/11 SITE NAME / NUMBER Beaumont Site 1 PURGING DEVICE: ☐ Grundfos Pump ☒ Peristaltic Pump ~~☐ Bladder Pump~~

PROGRAM NAME LMC Beaumont Site 1 SAMPLING DEVICE: ☒ Purging Pump ☐ Disposable Bailer ☐ Other

MONITORING WELL IDENTIFICATION F33 - TW2 OVA: ☐ FID ☒ PID In Casing (ppm) (initial) 0.0 (vented to) 0.0

SAMPLE I.D. F33 - TW2 DUPLICATE I.D. _____ IN BREATHING ZONE (ppm) (initial) _____ (vented to) _____

STATIC WATER LEVEL (ft btoc) 4.45 WELL DEPTH (ft btoc) 14.09 FINAL PUMP DEPTH (ft btoc) 14

WATER COLUMN (feet) 9.64 CASING/TUBE DIAMETER (ft/in) 1/4 SAMPLER'S SIGNATURE [signature]

~~WELL~~ /PUMP VOLUME (V) (gal/ml) 81 3 v (gal/ml) _____ WELL SAMPLE TIME 1112 DUPLICATE SAMPLE TIME _____

Time	Activity	Water Level (ft btoc)	Pump Depth (ft btoc)	Temp (°C)	EC (ms/cm)	pH	Turbidity (NTU)	Dissolved Oxygen (mg/L)	ORP (mV)	Color	Volume Purged (~~gals~~/ml)	Well/Pump Volumes Purged	Flow Rate (~~gal/min~~ ml/min)
1052	Start Purge	4.45	14								0	0	360
1057	Purging	4.52	↓	15.78	0.846	7.29	7.41	0.61	-81.6	clear	1,800	22.22	↓
1100	↓	4.52		15.77	0.850	7.31	4.00	0.49	-90.5	clear	2,880	35.56	
1103		4.52		15.77	0.854	7.31	1.73	0.42	-94.9	clear	3,960	48.89	
1106		4.52		15.79	0.859	7.32	1.20	0.35	-98.5	clear	5,040	62.22	
1109	↓	4.52		15.87	0.860	7.32	1.48	0.31	-101.9	clear	6,120	75.56	
1112	Sample	4.52	↓	15.91	0.863	7.33	2.35	0.27	-104.0	clear	7,200	88.89	↓

Colorimetric test (taken prior to sampling) Sulfide Alkalinity (ppm): ~~mg/L~~ 400.00 Fe^{+2} (~~mg~~ mg/L): 0.79 D.O. (ppm): _____

Water level at time of sampling (ft btoc): 4.52 Turbidity at time of sampling: 2.35

Pump Settings: CPM: — PSI: — Recharge: — Discharge: —

Comments: _____

PARAMETERS FOR WATER QUALITY STABILIZATION	
Temperature collect readings	Conductivity ± 3 %
pH ± 0.1	DO ± 0.3 mg/L
Turbidity < 10 NTUs (if > 10 NTUs ± 10 %)	
WL ± 0.1 foot	ORP ± 10 mV

Note:

If volatiles are detected in the breathing zone during the initial screening, the breathing zone will be periodically monitored during purging and sampling activities.

All water levels and pump depths are measured from the reference point (notch) in the top of the well casing.

If no reference point is observed then the casing high point should be notched and measurements should be collected from this point.

Every attempt should be made to limit water level drawdown to less than 0.33 feet and purge rate to less than 0.5 L/min.

TETRA TECH
348 W Hospitality Ln. Suite 100
San Bernardino, CA 92408
Telephone (909) 381-1674
Telefax (909) 889-139

GROUNDWATER MONITORING WELL
FIELD DATA LOG SHEET - SAMPLING

DATE 01/13/11 SITE NAME / NUMBER Beaumont Site 1 PURGING DEVICE: ☐ Grundfos Pump ☒ Peristaltic Pump ☐ Bladder Pump

PROGRAM NAME LMC Beaumont Site 1 SAMPLING DEVICE: ☒ Purging Pump ☐ Disposable Bailer ☐ Other

MONITORING WELL IDENTIFICATION F33-TW3 OVA: ☐ FID ☒ PID In Casing (ppm) (initial) 0.0 (vented to) 0.0

SAMPLE I.D. F33-TW3 DUPLICATE I.D. F33-TW3-DUP IN BREATHING ZONE (ppm) (initial) _____ (vented to) _____

STATIC WATER LEVEL (ft btoc) 5.04 WELL DEPTH (ft btoc) 13.22 FINAL PUMP DEPTH (ft btoc) _____

WATER COLUMN (feet) 8.18 CASING/TUBE DIAMETER (ft/in) 1/4 SAMPLER'S SIGNATURE _____

~~WELL~~ /PUMP VOLUME (V) (gal/ml) 81 3 v (gal/ml) _____ WELL SAMPLE TIME 0905 DUPLICATE SAMPLE TIME 0915

Time	Activity	Water Level (ft btoc)	Pump Depth (ft btoc)	Temp (°C)	EC (ms/cm)	pH	Turbidity (NTU)	Dissolved Oxygen (mg/L)	ORP (mV)	Color	Volume Purged (~~gals~~/ml)	Well/Pump Volumes Purged	Flow Rate (~~gal/min~~ ml/min)
0842	Start Purge	5.04	13								0	0	380
0847	Purging	5.07	↓	11.3	0.68	7.81	5.38	4.00	76.4	clear	1,900	23.46	↓
0850		5.06		11.3	0.68	7.82	5.14	3.97	45.7	clear	3,040	37.53	
0853		5.06		11.4	0.68	7.83	5.65	3.84	22.2	clear	4,180	51.61	
0856		5.06		11.4	0.68	7.84	4.66	3.93	15.3	clear	5,320	65.68	
0859		5.06		11.4	0.68	7.83	3.87	3.91	8.6	clear	6,460	79.75	
0902		5.06	↓	11.4	0.68	7.84	2.85	3.84	3.1	clear	7,600	93.83	↓
0905	Sample	5.06		11.4	0.68	7.85	3.43	3.94	-0.4	clear	8,740	107.90	
0915	DUP												

Colorimetric test (taken prior to sampling) ~~Sulfide~~ ~~Alkalinity~~ (ppm): 0.00 Fe^{+2} (ppm): 0.02 D.O. (ppm): _____

Water level at time of sampling (ft btoc): 5.06 Turbidity at time of sampling: 3.43

Pump Settings: CPM: — PSI: — Recharge: — Discharge: —

Comments: MS/MSD

PARAMETERS FOR WATER QUALITY STABILIZATION	
Temperature collect readings	Conductivity ± 3 %
pH ± 0.1	DO ± 0.3 mg/L
Turbidity < 10 NTUs (if > 10 NTUs ± 10 %)	
WL ± 0.1 foot	ORP ± 10 mV

Note:

If volatiles are detected in the breathing zone during the initial screening, the breathing zone will be periodically monitored during purging and sampling activities.

All water levels and pump depths are measured from the reference point (notch) in the top of the well casing.

If no reference point is observed then the casing high point should be notched and measurements should be collected from this point.

Every attempt should be made to limit water level drawdown to less than 0.33 feet and purge rate to less than 0.5 L/min.

TETRA TECH
348 W Hospitality Ln. Suite 100
San Bernardino, CA 92408
Telephone (909) 381-1674
Telefax (909) 889-139

GROUNDWATER MONITORING WELL
FIELD DATA LOG SHEET - SAMPLING

DATE 01/07/11 SITE NAME / NUMBER Beaumont Site 1 PURGING DEVICE: ☐ Grundfos Pump ☒ Peristaltic Pump ☐ Bladder Pump

PROGRAM NAME LMC Beaumont Site 1 SAMPLING DEVICE: ☒ Purging Pump ☐ Disposable Bailer ☐ Other

MONITORING WELL IDENTIFICATION F33-TW6 OVA: ☐ FID ☒ PID In Casing (ppm) (initial) 0.0 (vented to) 0.0

SAMPLE I.D. F33-TW6 DUPLICATE I.D. IN BREATHING ZONE (ppm) (initial) ____ (vented to) ____

STATIC WATER LEVEL (ft btoc) 6.19 WELL DEPTH (ft btoc) 12.81 FINAL PUMP DEPTH (ft btoc) 12

WATER COLUMN (feet) ____ CASING/TUBE DIAMETER (ft/in) 1/4 SAMPLER'S SIGNATURE Phil Z

WELL /PUMP VOLUME (V) (gal/ml) 81 3 v (gal/ml) ____ WELL SAMPLE TIME 1350 DUPLICATE SAMPLE TIME ____

Time	Activity	Water Level (ft btoc)	Pump Depth (ft btoc)	Temp (°C)	EC (ms/cm)	pH	Turbidity (NTU)	Dissolved Oxygen (mg/L)	ORP (mV)	Color	Volume Purged (gals/ml)	Well/Pump Volumes Purged	Flow Rate (gal/min ml/min)
1330	Start Purge	6.19	12	—							0	0	360
1335	Purging	6.21	↓	17.46	0.802	7.16	4.44	2.16	-15.6	clear	1,800	22.22	↓
1338	↓	6.21		17.58	0.796	7.31	3.62	0.59	-52.0	clear	2,880	35.56	
1341		6.21		17.68	0.791	7.31	2.70	0.42	-56.0	clear	3,960	48.89	
1344		6.21		17.81	0.785	7.29	2.01	0.34	-60.2	clear	5,040	62.22	
1347	↓	6.21		17.86	0.784	7.28	1.46	0.28	-61.6	clear	6,120	75.56	
1350	Sample	6.21	↓	17.95	0.781	7.27	1.40	0.27	-64.7	clear	7,200	88.89	↓

Colorimetric test (taken prior to sampling) Sulfide Alkalinity (ppm): 0.0 mg/L Fe^{+2} (ppm): 0.11 mg/L D.O. (ppm): ____

Water level at time of sampling (ft btoc): 6.21 Turbidity at time of sampling: 1.40

Pump Settings: CPM: — PSI: — Recharge: — Discharge: —

Comments: ____

PARAMETERS FOR WATER QUALITY STABILIZATION	
Temperature collect readings	Conductivity ± 3 %
pH ± 0.1	DO ± 0.3 mg/L
Turbidity < 10 NTUs (if > 10 NTUs ± 10 %)	
WL ± 0.1 foot	ORP ± 10 mV

Note:

If volatiles are detected in the breathing zone during the initial screening, the breathing zone will be periodically monitored during purging and sampling activities.

All water levels and pump depths are measured from the reference point (notch) in the top of the well casing.

If no reference point is observed then the casing high point should be notched and measurements should be collected from this point.

Every attempt should be made to limit water level drawdown to less than 0.33 feet and purge rate to less than 0.5 L/min.

TETRA TECH
348 W Hospitality Ln. Suite 100
San Bernardino, CA 92408
Telephone (909) 381-1674
Telefax (909) 889-139

GROUNDWATER MONITORING WELL
FIELD DATA LOG SHEET - SAMPLING

DATE 01/07/11 SITE NAME / NUMBER Beaumont Site 1 PURGING DEVICE: ☐ Grundfos Pump ☒ Peristaltic Pump ☐ Bladder Pump

PROGRAM NAME LMC Beaumont Site 1 SAMPLING DEVICE: ☒ Purging Pump ☐ Disposable Bailer ☐ Other

MONITORING WELL IDENTIFICATION F33-TW7 OVA: ☐ FID ☒ PID In Casing (ppm) (initial) 0.0 (vented to) 0.0

SAMPLE I.D. F33-TW7 DUPLICATE I.D. _____ IN BREATHING ZONE (ppm) (initial) _____ (vented to) _____

STATIC WATER LEVEL (ft btoc) 8.01 WELL DEPTH (ft btoc) 11.82 FINAL PUMP DEPTH (ft btoc) —

WATER COLUMN (feet) 3.81 CASING/TUBE DIAMETER (ft/in) 1/4 SAMPLER'S SIGNATURE [signature]

~~WELL~~ /PUMP VOLUME (V) (gal/ml) 81 3 v (gal/ml) _____ WELL SAMPLE TIME 1245 DUPLICATE SAMPLE TIME _____

Time	Activity	Water Level (ft btoc)	Pump Depth (ft btoc)	Temp (°C)	EC (ms/cm)	pH	Turbidity (NTU)	Dissolved Oxygen (mg/L)	ORP (mV)	Color	Volume Purged (~~gals~~/ml)	Well/Pump Volumes Purged	Flow Rate (~~gal/min~~ ml/min)
1224	Start Purge	8.01	—	—	—	—	—	—	—	—	0	0	370
1230	Purging	8.09	—	16.79	0.869	7.38	65.8	0.54	-122.9	cloudy	2,220	27.41	↓
1233	↓	8.09	—	16.67	0.873	7.33	19.1	0.46	-125.8	clear	3,330	41.11	
1236		8.09	—	16.59	0.873	7.29	6.90	0.38	-131.4	clear	4,440	54.82	
1239		8.10	—	16.58	0.876	7.25	7.43	0.36	-133.2	clear	5,550	68.52	
1242		8.10	—	16.53	0.876	7.23	2.80	0.32	-133.3	clear	6,660	82.22	
1245	Sample	8.10	—	16.54	0.876	7.21	~~2.04~~ 2.04	0.31	-132.6	clear	7,770	95.93	

Colorimetric test (taken prior to sampling) ~~Alkalinity (ppm)~~ Sulfide mg/L: 0.02 Fe^{+2} ~~(ppm)~~ mg/L: 1.44 D.O. (ppm): _____

Water level at time of sampling (ft btoc): 8.10 Turbidity at time of sampling: 2.04

Pump Settings: CPM: — PSI: — Recharge: — Discharge: —

Comments: _____

PARAMETERS FOR WATER QUALITY STABILIZATION	
Temperature collect readings	Conductivity ± 3 %
pH ± 0.1	DO ± 0.3 mg/L
Turbidity < 10 NTUs (if > 10 NTUs ± 10 %)	
WL ± 0.1 foot	ORP ± 10 mV

Note:

If volatiles are detected in the breathing zone during the initial screening, the breathing zone will be periodically monitored during purging and sampling activities.
All water levels and pump depths are measured from the reference point (notch) in the top of the well casing.
If no reference point is observed then the casing high point should be notched and measurements should be collected from this point.
Every attempt should be made to limit water level drawdown to less than 0.33 feet and purge rate to less than 0.5 L/min.

TETRA TECH
348 W Hospitality Ln. Suite 100
San Bernardino, CA 92408
Telephone (909) 381-1674
Telefax (909) 889-139

GROUNDWATER MONITORING WELL
FIELD DATA LOG SHEET - SAMPLING

DATE 01/05/11 SITE NAME / NUMBER Beaumont Site 1 PURGING DEVICE: ☐ Grundfos Pump ☐ Peristaltic Pump ☒ ~~Bladder~~ Dedicated Pump

PROGRAM NAME LMC Beaumont site 1 SAMPLING DEVICE: ☒ Purging Pump ☐ Disposable Bailer ☐ Other

MONITORING WELL IDENTIFICATION MW-07 OVA: ☐ FID ☒ PID In Casing (ppm) (initial) 0.4 (vented to) 0.0

SAMPLE I.D. MW-07 DUPLICATE I.D. MW-07-DUP IN BREATHING ZONE (ppm) (initial) _____ (vented to) _____

STATIC WATER LEVEL (ft btoc) 72.16 WELL DEPTH (ft btoc) 92.65 FINAL PUMP DEPTH (ft btoc) 87 ft

WATER COLUMN (feet) 20.49 CASING/TUBE DIAMETER (ft/in) 1/4 SAMPLER'S SIGNATURE [signature]

~~WELL~~ /PUMP VOLUME (V) (~~gal~~/ml) 730 3 v (gal/ml) _____ WELL SAMPLE TIME 1130 DUPLICATE SAMPLE TIME 1145

Time	Activity	Water Level (ft btoc)	Pump Depth (ft btoc)	Temp (°C)	EC (ms/cm)	pH	Turbidity (NTU)	Dissolved Oxygen (mg/L)	ORP (mV)	Color	Volume Purged (~~gals~~/ml)	Well/Pump Volumes Purged	Flow Rate (~~gal~~/min ml/min)
1108	start Purging	72.16	87								0	0	210
1115	Purging	72.26		17.54	0.225	6.83	1.91	6.90	18.7	clear	1,470	2.01	
1118		72.17		17.33	0.222	6.76	4.10	6.60	26.2	clear	2,100	2.87	
1121		72.17		17.26	0.221	6.75	1.43	6.27	31.6	clear	2,730	3.74	
1124		72.17		17.20	0.217	6.74	3.28	6.39	33.4	clear	3,360	4.60	
1127		72.17		17.22	0.217	6.74	1.86	6.63	33.3	clear	3,990	5.47	
1130	Sample	72.17		17.26	0.216	6.74	1.53	6.48	32.0	clear	4,620	6.33	
1145	DUP												

Colorimetric test (taken prior to sampling) Alkalinity (ppm): _____ Fe^{+2} (ppm): _____ D.O. (ppm): _____

Water level at time of sampling (ft btoc): 72.17

Pump Settings: CPM: 4 PSI: ~~water~~ 50 Turbidity at time of sampling: 1.53 Recharge: 10.0 Discharge: 5.0

Comments: _____

PARAMETERS FOR WATER QUALITY STABILIZATION	
Temperature collect readings	Conductivity ± 3 %
pH ± 0.1	DO ± 0.3 mg/L
Turbidity < 10 NTUs (if > 10 NTUs ± 10 %)	
WL ± 0.1 foot	ORP ± 10 mV

Note:

If volatiles are detected in the breathing zone during the initial screening, the breathing zone will be periodically monitored during purging and sampling activities.

All water levels and pump depths are measured from the reference point (notch) in the top of the well casing.

If no reference point is observed then the casing high point should be notched and measurements should be collected from this point.

Every attempt should be made to limit water level drawdown to less than 0.33 feet and purge rate to less than 0.5 L/min.

TETRA TECH
348 W Hospitality Ln. Suite 100
San Bernardino, CA 92408
Telephone (909) 381-1674
Telefax (909) 889-139

GROUNDWATER MONITORING WELL
FIELD DATA LOG SHEET - SAMPLING

DATE 01/06/11 SITE NAME / NUMBER Beaumont Site 1 PURGING DEVICE: ☐ Grundfos Pump ☐ Peristaltic Pump ☒ ~~Bladder~~ Dedicated Pump

PROGRAM NAME LMS Beaumont Site 1 SAMPLING DEVICE: ☒ Purging Pump ☐ Disposable Bailer ☐ Other

MONITORING WELL IDENTIFICATION MW-15 OVA: ☐ FID ☒ PID In Casing (ppm) (initial) 0.1 (vented to) 0.0

SAMPLE I.D. MW-15 DUPLICATE I.D. _____ IN BREATHING ZONE (ppm) (initial) _____ (vented to) _____

STATIC WATER LEVEL (ft btoc) 22.44 WELL DEPTH (ft btoc) 92.70 FINAL PUMP DEPTH (ft btoc) 88

WATER COLUMN (feet) 70.26 CASING/TUBE DIAMETER (ft/in) 1/4 SAMPLER'S SIGNATURE [signature]

~~WELL~~ /PUMP VOLUME (V) (gal/ml) 1,029 3 v (gal/ml) _____ WELL SAMPLE TIME 1135 DUPLICATE SAMPLE TIME _____

Time	Activity	Water Level (ft btoc)	Pump Depth (ft btoc)	Temp (°C)	EC (ms/cm)	pH	Turbidity (NTU)	Dissolved Oxygen (mg/L)	ORP (mV)	Color	Volume Purged ~~(gals/ml)~~	Well/Pump Volumes Purged	Flow Rate ~~(gal/min~~ ml/min)
1114	Start Purge	22.44	88								0	0	275
1120	Purging	22.45	↓	19.50	0.481	7.55	0.37	0.24	-228.6	clear	1,650	1.60	↓
1123	↓	22.46	↓	19.29	0.483	7.53	0.97	0.18	-221.3	clear	2,475	2.41	↓
1126	↓	22.46	↓	19.21	0.484	7.54	0.67	0.19	-210.7	clear	3,300	3.21	↓
1129	↓	22.46	↓	19.19	0.484	7.55	1.20	0.19	-200.6	clear	4,125	4.01	↓
1132	↓	22.46	↓	19.19	0.484	7.55	2.29	0.22	-199.1	clear	4,950	4.81	↓
1135	Sample	22.46	↓	19.24	0.484	7.55	1.20	0.20	-200.6	clear	5,775	5.61	↓

Colorimetric test (taken prior to sampling) Alkalinity (ppm): _____ Fe^{+2} (ppm): _____ D.O. (ppm): _____

Water level at time of sampling (ft btoc): 22.46 Turbidity at time of sampling: 1.20

Pump Settings: CPM: 2 PSI: 42 Recharge: 20 Discharge: 10

Comments: _____

PARAMETERS FOR WATER QUALITY STABILIZATION	
Temperature collect readings	Conductivity ± 3 %
pH ± 0.1	DO ± 0.3 mg/L
Turbidity < 10 NTUs (if > 10 NTUs ± 10 %)	
WL ± 0.1 foot	ORP ± 10 mV

Note:

If volatiles are detected in the breathing zone during the initial screening, the breathing zone will be periodically monitored during purging and sampling activities.

All water levels and pump depths are measured from the reference point (notch) in the top of the well casing.

If no reference point is observed then the casing high point should be notched and measurements should be collected from this point.

Every attempt should be made to limit water level drawdown to less than 0.33 feet and purge rate to less than 0.5 L/min.

TETRA TECH
348 W Hospitality Ln. Suite 100
San Bernardino, CA 92408
Telephone (909) 381-1674
Telefax (909) 889-139

GROUNDWATER MONITORING WELL
FIELD DATA LOG SHEET - SAMPLING

DATE 01/06/11 SITE NAME / NUMBER Beaumont Site 1 PURGING DEVICE: ☐ Grundfos Pump ☐ Peristaltic Pump ☒ ~~Bladder~~ Dedicated Pump

PROGRAM NAME LMC Beaumont Site 1 SAMPLING DEVICE: ☒ Purging Pump ☐ Disposable Bailer ☐ Other

MONITORING WELL IDENTIFICATION MW-18 OVA: ☐ FID ☐ PID In Casing (ppm) (initial) 0.0 (vented to) 0.0

SAMPLE I.D. MW-18 DUPLICATE I.D. _____ IN BREATHING ZONE (ppm) (initial) _____ (vented to) _____

STATIC WATER LEVEL (ft btoc) 22.74 WELL DEPTH (ft btoc) 52.10 FINAL PUMP DEPTH (ft btoc) 45

WATER COLUMN (feet) 29.36 CASING/TUBE DIAMETER (ft/in) 1/4 SAMPLER'S SIGNATURE [signature]

~~WELL~~/PUMP VOLUME (V) (gal/ml) 563.0 3 v (gal/ml) _____ WELL SAMPLE TIME 1033 DUPLICATE SAMPLE TIME _____

Time	Activity	Water Level (ft btoc)	Pump Depth (ft btoc)	Temp (°C)	EC (ms/cm)	pH	Turbidity (NTU)	Dissolved Oxygen (mg/L)	ORP (mV)	Color	Volume Purged (~~gals~~/ml)	Well/Pump Volumes Purged	Flow Rate (~~gal/min~~ ml/min)
1010	start purge	22.74	45								0	0	245
1015	Purging	22.80		18.29	0.606	7.23	0.63	1.69	-211.9	clear	1,225	2.18	
1018		22.80		18.16	0.612	7.27	0.41	0.71	-204.0	clear	1,960	3.48	
1021		22.80		18.14	0.614	7.25	0.74	0.65	-191.4	clear	2,695	4.79	
1024		22.80		18.17	0.615	7.22	0.35	0.56	-177.4	clear	3,430	6.09	
1027		22.80		18.26	0.616	7.20	0.93	0.50	-168.5	clear	4,165	7.40	
1030		22.80		18.30	0.616	7.20	0.74	0.43	-166.3	clear	4,900	8.70	
1033	Sample	22.80		18.33	0.616	7.21	1.02	0.40	-162.4	clear	5,635	10.01	

Colorimetric test (taken prior to sampling) Alkalinity (ppm): _____ Fe^{+2} (ppm): _____ D.O. (ppm): _____

Water level at time of sampling (ft btoc): 22.80 Turbidity at time of sampling: 1.02

Pump Settings: CPM: 3 PSI: 25 Recharge: 11 Discharge: 9

Comments: MS/MSD

PARAMETERS FOR WATER QUALITY STABILIZATION	
Temperature collect readings	Conductivity ± 3 %
pH ± 0.1	DO ± 0.3 mg/L
Turbidity < 10 NTUs (if > 10 NTUs ± 10 %)	
WL ± 0.1 foot	ORP ± 10 mV

Note:

If volatiles are detected in the breathing zone during the initial screening, the breathing zone will be periodically monitored during purging and sampling activities.

All water levels and pump depths are measured from the reference point (notch) in the top of the well casing.

If no reference point is observed then the casing high point should be notched and measurements should be collected from this point.

Every attempt should be made to limit water level drawdown to less than 0.33 feet and purge rate to less than 0.5 L/min.

TETRA TECH
301 E. Vanderbilt Way. Suite 450
San Bernardino, CA 92408
Telephone (909) 381-1674
Telefax (909) 889-139

GROUNDWATER MONITORING WELL
FIELD DATA LOG SHEET - SAMPLING

DATE 1/11/11 SITE NAME / NUMBER 1 PURGING DEVICE: ☐ Dedicated Pump ☐ Peristaltic Pump ☑ ~~Bladder~~ Pump (dedicated)

PROGRAM NAME LMC Beaumont Site 1 SAMPLING DEVICE: ☑ Purging Pump ☐ Disposable Bailer ☐ Other

MONITORING WELL IDENTIFICATION MW-19 OVA: ☐ FID ☑ PID In Casing (ppm) (initial) 0.4 (vented to) _____

SAMPLE I.D. MW-19 DUPLICATE I.D. — IN BREATHING ZONE (ppm) (initial) _____ (vented to) _____

STATIC WATER LEVEL (ft btoc) 20.57 WELL DEPTH (ft btoc) 46.76 FINAL PUMP DEPTH (ft btoc) 36

WATER COLUMN (feet) 26.19 ~~CASING~~/TUBE DIAMETER ~~(ft/in)~~ 1/4 SAMPLER'S SIGNATURE [signature]

~~WELL~~ /PUMP VOLUME (V) ~~(gal/ml)~~ 469 478 3 v (gal/ml) — WELL SAMPLE TIME 923 DUPLICATE SAMPLE TIME —

Time	Activity	Water Level (ft btoc)	Pump Depth (ft btoc)	Temp (°C)	EC (ms/cm)	pH	Turbidity (NTU)	Dissolved Oxygen (mg/L)	ORP (mV)	Color	Volume Purged ~~(gals/ml)~~	~~Well~~/Pump Volumes Purged	Flow Rate ~~(gal/min~~ ml/min)
859	start pump	20.57									0	0	110
905		20.76	36	16.7	0.187	5.97	0.76	6.55	1.2	clear	660	1.38	
908		20.83		16.8	0.183	6.02	2.26	0.47	0.4	clear	990	2.07	
911		20.91		16.9	0.182	6.04	1.58	0.42	8.4	clear	1320	2.76	90
914		20.96		16.9	0.181	6.06	3.28	0.46	18.6	clear	1590	3.32	
917		21.03		16.8	0.180	6.06	1.70	0.41	28.0	clear	1860	3.89	65
920		21.06		16.6	0.180	6.06	1.37	0.42	30.5	clear	2055	4.29	
923	sample	21.11		16.5	0.179	6.06	2.37	0.38	36.5	clear	2250	4.70	

Colorimetric test (taken prior to sampling) Sulfide (mg/L): 0.00 Fe^{+2} (mg/L): 0.06 D.O. (ppm): —

Water level at time of sampling (ft btoc): 21.11 Turbidity at time of sampling: 2.37

Pump Settings: CPM: 2 PSI: 25 Recharge: 28 Discharge: 2

Comments:

PARAMETERS FOR WATER QUALITY STABILIZATION	
Temperature collect readings	Conductivity ± 3 %
pH ± 0.1	DO ± 0.3 mg/L
Turbidity < 10 NTUs (if > 10 NTUs ± 10 %)	
WL ± 0.1 foot	ORP ± 10 mV

Note:

If volatiles are detected in the breathing zone during the initial screening, the breathing zone will be periodically monitored during purging and sampling activities.

All water levels and pump depths are measured from the reference point (notch) in the top of the well casing.

If no reference point is observed then the casing high point should be notched and measurements should be collected from this point.

Every attempt should be made to limit water level drawdown to less than 0.33 feet and purge rate to less than 0.5 L/min.

TETRA TECH
348 W Hospitality Ln. Suite 100
San Bernardino, CA 92408
Telephone (909) 381-1674
Telefax (909) 889-139

GROUNDWATER MONITORING WELL
FIELD DATA LOG SHEET - SAMPLING

DATE 1/19/11 SITE NAME / NUMBER 1 PURGING DEVICE: ☐ Grundfos Pump ☐ Peristaltic Pump ☑ Bladder Pump

PROGRAM NAME 2MC Beaumont Site 1 SAMPLING DEVICE: ☑ Purging Pump ☐ Disposable Bailer ☐ Other

MONITORING WELL IDENTIFICATION MW-44 OVA: ☐ FID ☑ PID In Casing (ppm) (initial) 0.0 (vented to) ____

SAMPLE I.D. MW-44 DUPLICATE I.D. ____ IN BREATHING ZONE (ppm) (initial) ____ (vented to) ____

STATIC WATER LEVEL (ft btoc) 32.03 WELL DEPTH (ft btoc) 54.00 FINAL PUMP DEPTH (ft btoc) 44

WATER COLUMN (feet) 21.97 ~~CASING~~/TUBE DIAMETER ~~(ft/in)~~ 1/4 SAMPLER'S SIGNATURE Jon Hastings

~~WELL~~ /PUMP VOLUME (V) ~~(gal/ml)~~ 794 3 v (gal/ml) ____ WELL SAMPLE TIME 841 DUPLICATE SAMPLE TIME ____

Time	Activity	Water Level (ft btoc)	Pump Depth (ft btoc)	Temp (°C)	EC (ms/cm)	pH	Turbidity (NTU)	Dissolved Oxygen (mg/L)	ORP (mV)	Color	Volume Purged ~~(gals/ml)~~	~~Well~~/Pump Volumes Purged	Flow Rate (~~gal/min~~ ml/min)
821	Start purge	32.03	44.00	—						—	0	0	215
826		32.07	↓	17.04	0.272	6.81	5.70	3.15	192.2	clear	1075	1.35	
829		32.07		17.91	0.316	6.76	9.94	1.50	202.7	clear	1720	2.16	
832		32.07		18.57	0.334	6.77	7.18	0.88	206.3	clear	2365	2.97	
835		32.07		19.09	0.338	6.74	4.57	0.64	207.3	clear	3010	3.79	
838		32.07		19.21	0.339	6.74	6.19	0.59	206.7	clear	3655	4.60	
841	Sample	32.07	↓	19.34	0.340	6.78	5.06	0.54	204.5	clear	4300	5.41	

Colorimetric test (taken prior to sampling) ~~Sulfide~~ Alkalinity ~~(ppm)~~ mg/L: 0.00 Fe^{+2} ~~(ppm)~~ mg/L: 0.04 D.O. (ppm): —

Water level at time of sampling (ft btoc): 32.07 Turbidity at time of sampling: 5.06

Pump Settings: CPM: 3 PSI: 40 Recharge: 11 Discharge: 9

Comments: ____

PARAMETERS FOR WATER QUALITY STABILIZATION	
Temperature collect readings	Conductivity ± 3 %
pH ± 0.1	DO ± 0.3 mg/L
Turbidity < 10 NTUs (if > 10 NTUs ± 10 %)	
WL ± 0.1 foot	ORP ± 10 mV

Note:

If volatiles are detected in the breathing zone during the initial screening, the breathing zone will be periodically monitored during purging and sampling activities.

All water levels and pump depths are measured from the reference point (notch) in the top of the well casing.

If no reference point is observed then the casing high point should be notched and measurements should be collected from this point.

Every attempt should be made to limit water level drawdown to less than 0.33 feet and purge rate to less than 0.5 L/min.

TETRA TECH
301 E. Vanderbilt Way. Suite 450
San Bernardino, CA 92408
Telephone (909) 381-1674
Telefax (909) 889-139

GROUNDWATER MONITORING WELL
FIELD DATA LOG SHEET - SAMPLING

DATE 01/10/11 SITE NAME / NUMBER Beaumont Site 1 PURGING DEVICE: ☐ Dedicated Pump ☐ Peristaltic Pump ☒ ~~Bladder~~ Dedicated Pump

PROGRAM NAME LMC Beaumont Site 1 SAMPLING DEVICE: ☒ Purging Pump ☐ Disposable Bailer ☐ Other

MONITORING WELL IDENTIFICATION MW-49 OVA: ☐ FID ☒ PID In Casing (ppm) (initial) 4.3 (vented to) 0.0

SAMPLE I.D. MW-49 DUPLICATE I.D. MW-49-DUP IN BREATHING ZONE (ppm) (initial) _____ (vented to) _____

STATIC WATER LEVEL (ft btoc) 29.62 WELL DEPTH (ft btoc) 53.18 FINAL PUMP DEPTH (ft btoc) 42

WATER COLUMN (feet) 23.56 CASING/TUBE DIAMETER (ft/in) 1/4 SAMPLER'S SIGNATURE [signature]

WELL /PUMP VOLUME (V) (gal/ml) 494 3 v (gal/ml) _____ WELL SAMPLE TIME 1147 DUPLICATE SAMPLE TIME 1200

Time	Activity	Water Level (ft btoc)	Pump Depth (ft btoc)	Temp (°C)	EC (ms/cm)	pH	Turbidity (NTU)	Dissolved Oxygen (mg/L)	ORP (mV)	Color	Volume Purged (gals/ml)	Well/Pump Volumes Purged	Flow Rate (gal/min ml/min)
1128	Start Purge	29.62	42								0	0	~~300~~ 310
1132		29.66		17.42	0.212	7.01	1.04	6.55	141.5	clear	1,240	2.51	
1135		29.66		17.39	0.207	6.83	1.03	6.10	117.6	clear	2,170	4.39	
1138		29.66		17.37	0.196	6.81	1.20	6.01	104.4	clear	3,100	6.28	
1141		29.67		17.43	0.193	6.80	0.98	5.64	97.6	clear	4,030	8.16	
1144		29.67		17.38	0.191	6.80	1.92	92.3	92.2	clear	4,960	10.04	
1147	Sample	29.67		17.45	0.190	6.79	0.64	5.36	90.0	clear	5,890	11.92	
1200	DUP												

Colorimetric test (taken prior to sampling) Sulfide (mg/L): 0.0 Fe^{+2} (mg/L): 0.03 D.O. (ppm): _____

Water level at time of sampling (ft btoc): 29.67 Turbidity at time of sampling: 0.64

Pump Settings: CPM: 3 PSI: 25 Recharge: 11 Discharge: 9

Comments: _____

PARAMETERS FOR WATER QUALITY STABILIZATION	
Temperature collect readings	Conductivity ± 3 %
pH ± 0.1	DO ± 0.3 mg/L
Turbidity < 10 NTUs (if > 10 NTUs ± 10 %)	
WL ± 0.1 foot	ORP ± 10 mV

Note:
If volatiles are detected in the breathing zone during the initial screening, the breathing zone will be periodically monitored during purging and sampling activities.
All water levels and pump depths are measured from the reference point (notch) in the top of the well casing.
If no reference point is observed then the casing high point should be notched and measurements should be collected from this point.
Every attempt should be made to limit water level drawdown to less than 0.33 feet and purge rate to less than 0.5 L/min.

TETRA TECH
348 W Hospitality Ln. Suite 100
San Bernardino, CA 92408
Telephone (909) 381-1674
Telefax (909) 889-139

GROUNDWATER MONITORING WELL
FIELD DATA LOG SHEET - SAMPLING

DATE 1/14/10 SITE NAME / NUMBER 1

PROGRAM NAME LMC Beaumont Site 1

MONITORING WELL IDENTIFICATION MW-49

SAMPLE I.D. MW-49 DUPLICATE I.D. ____

STATIC WATER LEVEL (ft btoc) 29.07 WELL DEPTH (ft btoc) 53.18

WATER COLUMN (feet) 24.11 ~~CASING~~/TUBE DIAMETER ~~(ft/in)~~ 1/4

~~WELL~~ /PUMP VOLUME (V) ~~(gal~~/ml) 496 3 v (gal/ml) ____

PURGING DEVICE: ☐ Grundfos Pump ☐ Peristaltic Pump ☑ ~~Bladder~~ Pump

SAMPLING DEVICE: ☑ Purging Pump ☐ Disposable Bailer ☐ Other

OVA: ☐ FID ☑ PID In Casing (ppm) (initial) 0.0 (vented to) ____

IN BREATHING ZONE (ppm) (initial) ____ (vented to) ____

FINAL PUMP DEPTH (ft btoc) 42

SAMPLER'S SIGNATURE Jon M. Hastings

WELL SAMPLE TIME 920 DUPLICATE SAMPLE TIME ____

Time	Activity	Water Level (ft btoc)	Pump Depth (ft btoc)	Temp (°C)	EC (ms/cm)	pH	Turbidity (NTU)	Dissolved Oxygen (mg/L)	ORP (mV)	Color	Volume Purged ~~(gals~~/ml)	~~Well~~/Pump Volumes Purged	Flow Rate (~~gal/min~~ ml/min)
851	start purge	29.07	42	—							0	0	295
856		29.12		17.55	0.185	6.72	0.05	6.74	222.3	clear	1475	2.95	
859		29.12		17.61	0.184	6.70	0.76	6.40	211.9	clear	2360	4.75	
902		29.11		17.60	0.184	6.72	0.90	6.30	203.2	clear	3245	6.54	
905		29.11		17.64	0.184	6.71	0.43	6.12	195.6	clear	4130	8.32	
908		29.11		17.70	0.184	6.71	1.18	6.04	185.7	clear	5015	10.11	
911		29.11		17.70	0.183	6.72	1.73	5.92	180.0	clear	5900	11.89	
914		29.11		17.76	0.183	6.71	1.43	5.87	174.1	clear	6785	13.67	
917		29.11		17.76	0.183	6.70	1.16	5.85	169.5	clear	7670	15.46	
920	sample	29.11	↓	17.72	0.183	6.71	0.44	5.83	165.8	clear	8555	17.24	

Colorimetric test (taken prior to sampling) Alkalinity (ppm): — Fe^{+2} (ppm): — D.O. (ppm): —

Water level at time of sampling (ft btoc): 29.11 Turbidity at time of sampling: 0.44

Pump Settings: CPM: 3 PSI: ____ Recharge: 11 Discharge: 9

Comments: ____

PARAMETERS FOR WATER QUALITY STABILIZATION	
Temperature collect readings	Conductivity ± 3 %
pH ± 0.1	DO ± 0.3 mg/L
Turbidity < 10 NTUs (if > 10 NTUs ± 10 %)	
WL ± 0.1 foot	ORP ± 10 mV

Note:

If volatiles are detected in the breathing zone during the initial screening, the breathing zone will be periodically monitored during purging and sampling activities.

All water levels and pump depths are measured from the reference point (notch) in the top of the well casing.

If no reference point is observed then the casing high point should be notched and measurements should be collected from this point.

Every attempt should be made to limit water level drawdown to less than 0.33 feet and purge rate to less than 0.5 L/min.

TETRA TECH
348 W Hospitality Ln. Suite 100
San Bernardino, CA 92408
Telephone (909) 381-1674
Telefax (909) 889-139

GROUNDWATER MONITORING WELL
FIELD DATA LOG SHEET - SAMPLING

DATE 1/16/11 SITE NAME / NUMBER 1 PURGING DEVICE: ☐ Grundfos Pump ☐ Peristaltic Pump ☑ Bladder Pump

PROGRAM NAME LMC Beaumont site 1 SAMPLING DEVICE: ☑ Purging Pump ☐ Disposable Bailer ☐ Other

MONITORING WELL IDENTIFICATION MW-50 OVA: ☐ FID ☑ PID In Casing (ppm) (initial) 0.0 (vented to) ____

SAMPLE I.D. MW-50 DUPLICATE I.D. ____ IN BREATHING ZONE (ppm) (initial) ____ (vented to) ____

STATIC WATER LEVEL (ft btoc) 47.68 WELL DEPTH (ft btoc) 74.00 FINAL PUMP DEPTH (ft btoc) 67.

WATER COLUMN (feet) 26.32 ~~CASING~~/TUBE DIAMETER ~~(ft/in)~~ 1/4 SAMPLER'S SIGNATURE [signature]

WELL /PUMP VOLUME (V) (gal/ml) 794 3 v (gal/ml) ____ WELL SAMPLE TIME 1230 DUPLICATE SAMPLE TIME ____

Time	Activity	Water Level (ft btoc)	Pump Depth (ft btoc)	Temp (°C)	EC (ms/cm)	pH	Turbidity (NTU)	Dissolved Oxygen (mg/L)	ORP (mV)	Color	Volume Purged ~~(gals/ml)~~	~~Well~~/Pump Volumes Purged	Flow Rate ~~(gal/min~~ ml/min)
1209	start purge	47.68	67								0	0	200
1215		47.68		24.46	0.328	7.22	8.14	7.78	144.0	clear	1200	1.51	
1218		47.68		23.74	0.247	6.96	8.47	7.51	145.3	clear	1800	2.26	
1221		47.68		23.51	0.210	6.79	8.87	7.28	145.9	clear	2400	3.02	
1224		47.68		23.28	0.196	6.74	10.20	7.15	140.7	clear	3000	3.77	
1227		47.68		23.22	0.193	6.74	9.41	7.18	138.1	clear	3600	4.53	
1230	sample	47.68	↓	23.19	0.192	6.73	9.35	7.14	134.6	clear	4200	5.28	

Colorimetric test (taken prior to sampling) ~~Alkalinity (ppm)~~: ____ mg/L Fe^{+2} ~~(ppm)~~: 0.00 mg/L D.O. (ppm): ____

Water level at time of sampling (ft btoc): 47.68 Turbidity at time of sampling: 9.35

Pump Settings: CPM: 3 PSI: 45 Recharge: 11 Discharge: 9

Comments: ____

PARAMETERS FOR WATER QUALITY STABILIZATION	
Temperature collect readings	Conductivity ± 3 %
pH ± 0.1	DO ± 0.3 mg/L
Turbidity < 10 NTUs (if > 10 NTUs ± 10 %)	
WL ± 0.1 foot	ORP ± 10 mV

Note:

If volatiles are detected in the breathing zone during the initial screening, the breathing zone will be periodically monitored during purging and sampling activities.

All water levels and pump depths are measured from the reference point (notch) in the top of the well casing.

If no reference point is observed then the casing high point should be notched and measurements should be collected from this point.

Every attempt should be made to limit water level drawdown to less than 0.33 feet and purge rate to less than 0.5 L/min.

TETRA TECH
301 E. Vanderbilt Way, Suite 450
San Bernardino, CA 92408
Telephone (909) 381-1674
Telefax (909) 889-139

GROUNDWATER MONITORING WELL
FIELD DATA LOG SHEET - SAMPLING

DATE 01/18/11 SITE NAME / NUMBER Beaumont Site1 PURGING DEVICE: ☐ Dedicated Pump ☐ Peristaltic Pump ☒ Bladder Pump

PROGRAM NAME LMC Beaumont Site 1 SAMPLING DEVICE: ☒ Purging Pump ☐ Disposable Bailer ☐ Other

MONITORING WELL IDENTIFICATION MW-51 OVA: ☐ FID ☒ PID In Casing (ppm) (initial) 0.4 (vented to) 0.0

SAMPLE I.D. MW-51 DUPLICATE I.D. IN BREATHING ZONE (ppm) (initial) (vented to)

STATIC WATER LEVEL (ft btoc) 35.78 WELL DEPTH (ft btoc) 60.08 FINAL PUMP DEPTH (ft btoc) 55

WATER COLUMN (feet) 24.30 CASING/TUBE DIAMETER (ft/in) 1/4 SAMPLER'S SIGNATURE

~~WELL~~ /PUMP VOLUME (V) (gal/ml) 659 3 v (gal/ml) WELL SAMPLE TIME 1340 DUPLICATE SAMPLE TIME

Time	Activity	Water Level (ft btoc)	Pump Depth (ft btoc)	Temp (°C)	EC (ms/cm)	pH	Turbidity (NTU)	Dissolved Oxygen (mg/L)	ORP (mV)	Color	Volume Purged (~~gals~~/ml)	Well/Pump Volumes Purged	Flow Rate (~~gal/min~~ ml/min)
1318	Start Purge	35.78	55								0	0	180
1325	Purging	35.95	↓	22.3	0.214	6.88	12.4	4.29	95.7	clear	1,260	1.91	↓
1328	↓	35.95		22.2	0.211	6.87	5.83	4.02	94.1	clear	1,800	2.73	
1331		35.95		22.0	0.212	6.85	4.57	3.88	96.9	clear	2,340	3.55	
1334		35.94		22.0	0.212	6.85	6.32	3.66	96.0	clear	2,880	4.37	
1337	↓	35.94		21.9	0.212	6.86	6.93	3.67	94.8	clear	3,420	5.19	
1340	sample	35.93	↓	21.9	0.212	6.85	9.18	3.56	94.6	clear	3,960	6.01	↓

Colorimetric test (taken prior to sampling) Sulfide (mg/L): 0.01 Fe^{+2} (mg/L): 0.04 D.O. (ppm):

Water level at time of sampling (ft btoc): 35.93 Turbidity at time of sampling: 9.18

Pump Settings: CPM: 2 PSI: 40 Recharge: 19 Discharge: 11

Comments:

PARAMETERS FOR WATER QUALITY STABILIZATION	
Temperature collect readings	Conductivity ± 3 %
pH ± 0.1	DO ± 0.3 mg/L
Turbidity < 10 NTUs (if > 10 NTUs ± 10 %)	
WL ± 0.1 foot	ORP ± 10 mV

Note:
If volatiles are detected in the breathing zone during the initial screening, the breathing zone will be periodically monitored during purging and sampling activities.
All water levels and pump depths are measured from the reference point (notch) in the top of the well casing.
If no reference point is observed then the casing high point should be notched and measurements should be collected from this point.
Every attempt should be made to limit water level drawdown to less than 0.33 feet and purge rate to less than 0.5 L/min.

TETRA TECH
348 W Hospitality Ln. Suite 100
San Bernardino, CA 92408
Telephone (909) 381-1674
Telefax (909) 889-139

GROUNDWATER MONITORING WELL
FIELD DATA LOG SHEET - SAMPLING

DATE 9/16/11 SITE NAME / NUMBER 1 PURGING DEVICE: ☐ Grundfos Pump ☐ Peristaltic Pump ☑ Bladder Pump

PROGRAM NAME LMC Beaumont Site 1 SAMPLING DEVICE: ☑ Purging Pump ☐ Disposable Bailer ☐ Other

MONITORING WELL IDENTIFICATION MW-52 OVA: ☐ FID ☑ PID In Casing (ppm) (initial) 0.0 (vented to) ____

SAMPLE I.D. MW-52 DUPLICATE I.D. ____ IN BREATHING ZONE (ppm) (initial) ____ (vented to) ____

STATIC WATER LEVEL (ft btoc) 34.01 WELL DEPTH (ft btoc) 58.92 FINAL PUMP DEPTH (ft btoc) 50

WATER COLUMN (feet) 24.91 ~~CASING~~/TUBE DIAMETER ~~(ft/in)~~ 1/4 SAMPLER'S SIGNATURE [signature]

~~WELL~~ /PUMP VOLUME (V) ~~(gal/ml)~~ 794 3 v (gal/ml) ____ WELL SAMPLE TIME 1450 DUPLICATE SAMPLE TIME ____

Time	Activity	Water Level (ft btoc)	Pump Depth (ft btoc)	Temp (°C)	EC (ms/cm)	pH	Turbidity (NTU)	Dissolved Oxygen (mg/L)	ORP (mV)	Color	Volume Purged ~~(gals/ml)~~	~~Well~~/Pump Volumes Purged	Flow Rate ~~(gal/min~~ ml/min)
1430	start purge	34.01	50	—						—	0	0	225
1435		34.06		24.73	0.288	6.80	6.03	4.93	156.1	clear	1125	1.41	
1438		34.06		24.15	0.263	6.63	5.81	4.51	160.3	clear	1800	2.26	
1441		34.06		23.74	0.252	6.57	3.80	4.23	160.8	clear	2475	3.11	
1444		34.06		23.44	0.248	6.51	3.59	4.01	157.7	clear	3150	3.96	
1447		34.06		23.39	0.247	6.52	3.64	3.97	153.7	clear	3825	4.81	
1450	sample	34.06		23.37	0.247	6.54	3.64	3.98	147.9	clear	4500	5.66	

Colorimetric test (taken prior to sampling) Sulfide Alkalinity ~~(ppm)~~ mg/L: 0.00 Fe^{+2} ~~(ppm)~~ mg/L: 0.01 D.O. (ppm): —

Water level at time of sampling (ft btoc): 34.06 Turbidity at time of sampling: 3.64

Pump Settings: CPM: 3 PSI: 40 Recharge: 11 Discharge: 9

Comments: ____

PARAMETERS FOR WATER QUALITY STABILIZATION	
Temperature collect readings	Conductivity ± 3 %
pH ± 0.1	DO ± 0.3 mg/L
Turbidity < 10 NTUs (if > 10 NTUs ± 10 %)	
WL ± 0.1 foot	ORP ± 10 mV

Note:

If volatiles are detected in the breathing zone during the initial screening, the breathing zone will be periodically monitored during purging and sampling activities.

All water levels and pump depths are measured from the reference point (notch) in the top of the well casing.

If no reference point is observed then the casing high point should be notched and measurements should be collected from this point.

Every attempt should be made to limit water level drawdown to less than 0.33 feet and purge rate to less than 0.5 L/min.

TETRA TECH
348 W Hospitality Ln. Suite 100
San Bernardino, CA 92408
Telephone (909) 381-1674
Telefax (909) 889-139

GROUNDWATER MONITORING WELL
FIELD DATA LOG SHEET - SAMPLING

DATE 01/06/11 SITE NAME / NUMBER Beaumont Site 1 PURGING DEVICE: ☐ Grundfos Pump ☐ Peristaltic Pump ☒ ~~Bladder~~ Dedicated Pump

PROGRAM NAME LMC Beaumont Site 1 SAMPLING DEVICE: ☒ Purging Pump ☐ Disposable Bailer ☐ Other

MONITORING WELL IDENTIFICATION MW-60A OVA: ☐ FID ☒ PID In Casing (ppm) (initial) 3.6 (vented to) 0.0

SAMPLE I.D. MW-60A DUPLICATE I.D. ___ IN BREATHING ZONE (ppm) (initial) ___ (vented to) ___

STATIC WATER LEVEL (ft btoc) 81.24 WELL DEPTH (ft btoc) 133.11 FINAL PUMP DEPTH (ft btoc) 131

WATER COLUMN (feet) 51.87 CASING/TUBE DIAMETER (ft/in) 1/4 SAMPLER'S SIGNATURE [signature]

~~WELL~~ /PUMP VOLUME (V) (gal/ml) 4.176 3 v (gal/ml) ___ WELL SAMPLE TIME 1340 DUPLICATE SAMPLE TIME ___

Time	Activity	Water Level (ft btoc)	Pump Depth (ft btoc)	Temp (°C)	EC (ms/cm)	pH	Turbidity (NTU)	Dissolved Oxygen (mg/L)	ORP (mV)	Color	Volume Purged ~~(gals~~/ml)	Well/Pump Volumes Purged	Flow Rate (~~gal/min~~ ml/min)
1319	start purge	81.24	131								0	0	205
1325	Purging	82.72	↓	19.57	0.295	7.69	3.25	4.50	-8.0	clear	1,230	1.05	105
1328	↓	82.81	↓	19.57	0.298	7.77	1.23	4.63	-22.4	clear	1,545	1.31	
1331		82.84	↓	19.55	0.299	7.83	1.75	4.36	-28.5	clear	1,860	1.58	85
1334		82.83	↓	19.68	0.299	7.87	1.11	4.61	-32.9	clear	2,115	1.80	↓
1337	↓	82.89	↓	19.75	0.300	7.91	1.86	4.48	-35.8	clear	2,370	2.02	
1340	Sample	82.90	↓	19.60	0.301	7.93	1.70	4.49	-36.1	clear	2,625	2.23	↓

Colorimetric test (taken prior to sampling) Alkalinity (ppm): ___ Fe^{+2} (ppm): ___ D.O. (ppm): ___

Water level at time of sampling (ft btoc): 82.90 Turbidity at time of sampling: 1.70

Pump Settings: CPM: 2 PSI: 63 Recharge: 26 Discharge: 4

Comments: ___

PARAMETERS FOR WATER QUALITY STABILIZATION	
Temperature collect readings	Conductivity ± 3 %
pH ± 0.1	DO ± 0.3 mg/L
Turbidity < 10 NTUs (if > 10 NTUs ± 10 %)	
WL ± 0.1 foot	ORP ± 10 mV

Note:

If volatiles are detected in the breathing zone during the initial screening, the breathing zone will be periodically monitored during purging and sampling activities.

All water levels and pump depths are measured from the reference point (notch) in the top of the well casing.

If no reference point is observed then the casing high point should be notched and measurements should be collected from this point.

Every attempt should be made to limit water level drawdown to less than 0.33 feet and purge rate to less than 0.5 L/min.

TETRA TECH
348 W Hospitality Ln. Suite 100
San Bernardino, CA 92408
Telephone (909) 381-1674
Telefax (909) 889-139

GROUNDWATER MONITORING WELL
FIELD DATA LOG SHEET - SAMPLING

DATE 01/06/11 SITE NAME / NUMBER Beaumont Site 1 PURGING DEVICE: ☐ Grundfos Pump ☐ Peristaltic Pump ☒ ~~Bladder~~ Dedicated Pump

PROGRAM NAME LMC Beaumont Site 1 SAMPLING DEVICE: ☒ Purging Pump ☐ Disposable Bailer ☐ Other

MONITORING WELL IDENTIFICATION MW-60B OVA: ☐ FID ☒ PID In Casing (ppm) (initial) 0.5 (vented to) 0.0

SAMPLE I.D. MW-60B DUPLICATE I.D. _____ IN BREATHING ZONE (ppm) (initial) _____ (vented to) _____

STATIC WATER LEVEL (ft btoc) 80.35 WELL DEPTH (ft btoc) 116.68 FINAL PUMP DEPTH (ft btoc) 115

WATER COLUMN (feet) 36.33 CASING/TUBE DIAMETER (ft/in) 1/4 SAMPLER'S SIGNATURE [signature]

~~WELL~~ /PUMP VOLUME (V) (gal/ml) 100B 3 v (gal/ml) _____ WELL SAMPLE TIME 1246 DUPLICATE SAMPLE TIME _____

Time	Activity	Water Level (ft btoc)	Pump Depth (ft btoc)	Temp (°C)	EC (ms/cm)	pH	Turbidity (NTU)	Dissolved Oxygen (mg/L)	ORP (mV)	Color	Volume Purged (~~gals~~/ml)	Well/Pump Volumes Purged	Flow Rate (~~gal/min~~ ml/min)
1220	Start Purge	80.35	115								0	0	110
1231	Purging	80.85	↓	19.34	0.320	10.26	0.83	3.18	-129.0	clear	1,210	1.20	~~100~~ 110
1234	↓	80.90		19.20	0.335	10.47	0.59	2.78	-134.9	clear	1,540	1.53	100
1237		80.91		19.12	0.348	10.56	0.60	2.76	-135.5	clear	1,840	1.83	↓
1240		80.91		19.31	0.357	10.59	0.98	2.79	-133.7	clear	2,140	2.12	
1243	↓	80.92		19.46	0.359	10.61	0.94	2.68	-135.1	clear	2,440	2.42	
1246	sample	80.94	↓	19.68	0.360	10.61	0.64	2.77	-134.2	clear	2,740	2.72	↓

Colorimetric test (taken prior to sampling) Alkalinity (ppm): _____ Fe^{+2} (ppm): _____ D.O. (ppm): _____

Water level at time of sampling (ft btoc): 80.94 Turbidity at time of sampling: 0.64

Pump Settings: CPM: 2 PSI: 50 Recharge: 23 Discharge: 7

Comments: _____

PARAMETERS FOR WATER QUALITY STABILIZATION	
Temperature collect readings	Conductivity ± 3 %
pH ± 0.1	DO ± 0.3 mg/L
Turbidity < 10 NTUs (if > 10 NTUs ± 10 %)	
WL ± 0.1 foot	ORP ± 10 mV

Note:

If volatiles are detected in the breathing zone during the initial screening, the breathing zone will be periodically monitored during purging and sampling activities.
All water levels and pump depths are measured from the reference point (notch) in the top of the well casing.
If no reference point is observed then the casing high point should be notched and measurements should be collected from this point.
Every attempt should be made to limit water level drawdown to less than 0.33 feet and purge rate to less than 0.5 L/min.

TETRA TECH
301 E. Vanderbilt Way, Suite 450
San Bernardino, CA 92408
Telephone (909) 381-1674
Telefax (909) 889-139

GROUNDWATER MONITORING WELL
FIELD DATA LOG SHEET - SAMPLING

DATE 01/10/11 SITE NAME / NUMBER Beaumont Site 1 PURGING DEVICE: ☐ Dedicated Pump ☐ Peristaltic Pump ☒ ~~Bladder~~ Dedicated Pump

PROGRAM NAME LMC Beaumont Site 1 SAMPLING DEVICE: ☒ Purging Pump ☐ Disposable Bailer ☐ Other

MONITORING WELL IDENTIFICATION MW-61B OVA: ☐ FID ☒ PID In Casing (ppm) (initial) 100. (vented to) 0.0

SAMPLE I.D. MW-61B DUPLICATE I.D. IN BREATHING ZONE (ppm) (initial) 0.0 (vented to) 0.0

STATIC WATER LEVEL (ft btoc) 80.70 WELL DEPTH (ft btoc) 102.10 FINAL PUMP DEPTH (ft btoc) 97

WATER COLUMN (feet) 21.40 CASING/TUBE DIAMETER (ft/in) 1/4 SAMPLER'S SIGNATURE

WELL /PUMP VOLUME (V) (gal/ml) 812 3 v (gal/ml) WELL SAMPLE TIME 1325 DUPLICATE SAMPLE TIME

Time	Activity	Water Level (ft btoc)	Pump Depth (ft btoc)	Temp (°C)	EC (ms/cm)	pH	Turbidity (NTU)	Dissolved Oxygen (mg/L)	ORP (mV)	Color	Volume Purged (gals/ml)	Well/Pump Volumes Purged	Flow Rate (gal/min ml/min)
1302	Start Purge	80.70	97								0	0	.105
1310		81.30		17.34	0.586	7.12	0.67	4.64	115.5	clear	840	1.04	↓
1313		81.47		17.31	0.596	7.15	0.90	4.27	101.8	clear	1,155	1.42	75
1316		81.54		17.12	0.609	7.18	0.60	4.11	92.5	clear	1,380	1.70	↓
1319		81.55		17.03	0.611	7.20	0.66	4.17	88.9	clear	1,605	1.98	60
1322	↓	81.56		16.84	0.613	7.22	0.64	4.15	86.6	clear	1,785	2.20	↓
1325	Sample	81.60	↓	16.79	0.614	7.23	0.62	4.15	84.4	clear	1,965	2.42	↓

Colorimetric test (taken prior to sampling) Sulfide (mg/L): 0.01 Fe^{+2} (mg/L): 0.06 D.O. (ppm):

Water level at time of sampling (ft btoc): 81.60 Turbidity at time of sampling: 0.62

Pump Settings: CPM: 2 PSI: 50 Recharge: 25 Discharge: 5

Comments:

PARAMETERS FOR WATER QUALITY STABILIZATION	
Temperature collect readings	Conductivity ± 3 %
pH ± 0.1	DO ± 0.3 mg/L
Turbidity < 10 NTUs (if > 10 NTUs ± 10 %)	
WL ± 0.1 foot	ORP ± 10 mV

Note:
If volatiles are detected in the breathing zone during the initial screening, the breathing zone will be periodically monitored during purging and sampling activities.
All water levels and pump depths are measured from the reference point (notch) in the top of the well casing.
If no reference point is observed then the casing high point should be notched and measurements should be collected from this point.
Every attempt should be made to limit water level drawdown to less than 0.33 feet and purge rate to less than 0.5 L/min.

TETRA TECH
348 W Hospitality Ln. Suite 100
San Bernardino, CA 92408
Telephone (909) 381-1674
Telefax (909) 889-139

GROUNDWATER MONITORING WELL
FIELD DATA LOG SHEET - SAMPLING

DATE 1/12/11 SITE NAME / NUMBER 1 PURGING DEVICE: ☐ Grundfos Pump ☐ Peristaltic Pump ☑ ~~Bladder~~ Pump

PROGRAM NAME LMC Beaumont Site 1 SAMPLING DEVICE: ☑ Purging Pump ☐ Disposable Bailer ☐ Other

MONITORING WELL IDENTIFICATION MW-61C OVA: ☐ FID ☑ PID In Casing (ppm) (initial) 0.6 (vented to) _____

SAMPLE I.D. MW-61C DUPLICATE I.D. _____ IN BREATHING ZONE (ppm) (initial) _____ (vented to) _____

STATIC WATER LEVEL (ft btoc) 84.31 WELL DEPTH (ft btoc) 131.19 FINAL PUMP DEPTH (ft btoc) 130

WATER COLUMN (feet) 46.88 CASING/TUBE DIAMETER ~~(ft/in)~~ 1/4 SAMPLER'S SIGNATURE Jose R. Santoy

WELL /PUMP VOLUME (V) (gal/ml) 1145 3 v (gal/ml) _____ WELL SAMPLE TIME 955 DUPLICATE SAMPLE TIME _____

Time	Activity	Water Level (ft btoc)	Pump Depth (ft btoc)	Temp (°C)	EC (ms/cm)	pH	Turbidity (NTU)	Dissolved Oxygen (mg/L)	ORP (mV)	Color	Volume Purged (gals/ml)	~~Well~~ Pump Volumes Purged	Flow Rate (~~gal/min~~ ml/min)
854	start purge	84.31	130	—						—	0	0	115
904		86.03		—						—	1150	1.00	
933 ~~915~~	continue purge	86.60		15.40	0.294	7.91	1.05	2.08	-29.9	clear			70
938 ~~920~~		87.13									1360	1.18	25
941		87.20		15.82	0.293	7.94	0.93	1.79	-32.9	clear	1435	1.25	
944		87.24		15.85	0.293	7.95	1.63	1.69	-34.5	clear	1510	1.31	
947		87.30		15.95	0.293	7.95	1.01	1.57	-37.1	clear	1585	1.38	
950		87.35		16.04	0.293	7.96	0.88	1.52	-38.4	clear	1660	1.44	
953	sample	87.40	▼	16.10	0.293	7.96	1.05	1.43	-39.4	clear	1735	1.51	

Colorimetric test (taken prior to sampling) ~~Alkalinity (ppm)~~ Sulfide: 0.02 mg/L Fe^{+2} ~~(ppm)~~ mg/L: 0.00 D.O. (ppm): —

Water level at time of sampling (ft btoc): 87.40 Turbidity at time of sampling: 1.05

Pump Settings: CPM: 2 PSI: 60 Recharge: 28 Discharge: 2

Comments: 904 - Stop purging check valve on dedicated pump not working properly

PARAMETERS FOR WATER QUALITY STABILIZATION	
Temperature collect readings	Conductivity ± 3 %
pH ± 0.1	DO ± 0.3 mg/L
Turbidity < 10 NTUs (if > 10 NTUs ± 10 %)	
WL ± 0.1 foot	ORP ± 10 mV

Note:

If volatiles are detected in the breathing zone during the initial screening, the breathing zone will be periodically monitored during purging and sampling activities.

All water levels and pump depths are measured from the reference point (notch) in the top of the well casing.

If no reference point is observed then the casing high point should be notched and measurements should be collected from this point.

Every attempt should be made to limit water level drawdown to less than 0.33 feet and purge rate to less than 0.5 L/min.

TETRA TECH
348 W Hospitality Ln. Suite 100
San Bernardino, CA 92408
Telephone (909) 381-1674
Telefax (909) 889-139

GROUNDWATER MONITORING WELL
FIELD DATA LOG SHEET - SAMPLING

DATE 01/07/11 SITE NAME / NUMBER Beaumont Site 1 PURGING DEVICE: ☐ Grundfos Pump ☐ Peristaltic Pump ☒ ~~Bladder~~ Dedicated Pump

PROGRAM NAME LMC Beaumont Site 1 SAMPLING DEVICE: ☒ Purging Pump ☐ Disposable Bailer ☐ Other

MONITORING WELL IDENTIFICATION MW-67 OVA: ☐ FID ☒ PID In Casing (ppm) (initial) 0.0 (vented to) 0.0

SAMPLE I.D. MW-67 DUPLICATE I.D. _____ IN BREATHING ZONE (ppm) (initial) _____ (vented to) _____

STATIC WATER LEVEL (ft btoc) 10.58 WELL DEPTH (ft btoc) 15.09 FINAL PUMP DEPTH (ft btoc) 13

WATER COLUMN (feet) 4.51 CASING/TUBE DIAMETER (ft/in) 1/4 SAMPLER'S SIGNATURE [signature]

~~WELL~~ /PUMP VOLUME (V) (gal/ml) 316 3 v (gal/ml) _____ WELL SAMPLE TIME 913 DUPLICATE SAMPLE TIME _____

Time	Activity	Water Level (ft btoc)	Pump Depth (ft btoc)	Temp (°C)	EC (ms/cm)	pH	Turbidity (NTU)	Dissolved Oxygen (mg/L)	ORP (mV)	Color	Volume Purged (~~gals~~/ml)	Well/Pump Volumes Purged	Flow Rate (~~gal/min~~ ml/min)
0850	start purge	4.51	13								0	0	390
0855	Purging	4.55	↓	14.82	0.798	7.68	3.17	0.63	32.0	clear	1,950	6.17	↓
0858	↓	4.56		14.57	0.795	7.64	3.17	0.27	27.6	clear	3,120	9.87	
0901	↓	4.57		14.61	0.792	7.65	1.42	0.23	25.2	clear	4,290	13.58	
0908	Pump stopped	—										0	
0907	start pump	4.60		14.08	0.794	7.65	1.88	0.17	18.0	clear	5,460	17.28	
0910	Purging	4.55		14.51	0.789	7.66	1.76	0.15	15.1	clear	6,630	20.98	
0913	sample	4.55	↓	14.59	0.789	7.67	1.70	0.13	10.7	clear	7,800	24.68	↓

Colorimetric test (taken prior to sampling) Alkalinity (ppm): _____ Fe^{+2} (ppm): _____ D.O. (ppm): _____

Water level at time of sampling (ft btoc): 4.55 Turbidity at time of sampling: 1.70

Pump Settings: CPM: 3 PSI: 30 Recharge: 11 Discharge: 9

Comments: _____

PARAMETERS FOR WATER QUALITY STABILIZATION	
Temperature collect readings	Conductivity ± 3 %
pH ± 0.1	DO ± 0.3 mg/L
Turbidity < 10 NTUs (if > 10 NTUs ± 10 %)	
WL ± 0.1 foot	ORP ± 10 mV

Note:
If volatiles are detected in the breathing zone during the initial screening, the breathing zone will be periodically monitored during purging and sampling activities.
All water levels and pump depths are measured from the reference point (notch) in the top of the well casing.
If no reference point is observed then the casing high point should be notched and measurements should be collected from this point.
Every attempt should be made to limit water level drawdown to less than 0.33 feet and purge rate to less than 0.5 L/min.

TETRA TECH
348 W Hospitality Ln. Suite 100
San Bernardino, CA 92408
Telephone (909) 381-1674
Telefax (909) 889-139

GROUNDWATER MONITORING WELL
FIELD DATA LOG SHEET - SAMPLING

DATE 1/19/11 SITE NAME / NUMBER 1

PROGRAM NAME LMC Beaumont Site 1

MONITORING WELL IDENTIFICATION MW-68

SAMPLE I.D. MW-68 DUPLICATE I.D. _____

STATIC WATER LEVEL (ft btoc) 40.49 WELL DEPTH (ft btoc) 43.95

WATER COLUMN (feet) 3.46 ~~CASING~~/TUBE DIAMETER ~~(ft/in)~~ 1/4

~~WELL~~ /PUMP VOLUME (V) ~~(gal/ml)~~ 794 3 v (gal/ml) ——

PURGING DEVICE: ☐ Grundfos Pump ☐ Peristaltic Pump ☑ Bladder Pump

SAMPLING DEVICE: ☑ Purging Pump ☐ Disposable Bailer ☐ Other

OVA: ☐ FID ☑ PID In Casing (ppm) (initial) 0.0 (vented to) _____

IN BREATHING ZONE (ppm) (initial) _____ (vented to) _____

FINAL PUMP DEPTH (ft btoc) 43.50

SAMPLER'S SIGNATURE [signature]

WELL SAMPLE TIME 1106 DUPLICATE SAMPLE TIME _____

Time	Activity	Water Level (ft btoc)	Pump Depth (ft btoc)	Temp (°C)	EC (ms/cm)	pH	Turbidity (NTU)	Dissolved Oxygen (mg/L)	ORP (mV)	Color	Volume Purged ~~(gals/ml)~~	~~Well~~/Pump Volumes Purged	Flow Rate ~~(gal/min~~ ml/min)
1031		40.49	43.5	——						——	~~(~~	~~(~~	165
1042		40.65		20.65	0.996	7.70	5.38	7.27	177.0	clear	1815	2.28	95
1045		40.67		20.80	1.033	7.68	3.44	7.25	162.3	clear	2100	2.64	
1048		40.73		20.66	1.044	7.66	2.33	7.10	153.2	clear	2385	3.00	75
1051		40.77		20.67	1.054	7.68	2.63	7.05	141.7	clear	2610	3.28	
1054		40.81		20.57	1.060	7.67	1.51	7.12	133.2	clear	2835	3.57	
1057		40.83		20.62	1.062	7.67	2.40	7.28	129.5	clear	3060	3.85	
1100	sample	40.85	↓	20.84	1.061	7.67	1.80	7.33	125.9	clear	3285	4.13	

Colorimetric test (taken prior to sampling) Alkalinity (ppm): —— Fe^{+2} (ppm): —— D.O. (ppm): ——

Water level at time of sampling (ft btoc): 40.85 Turbidity at time of sampling: 1.80

Pump Settings: CPM: 2 PSI: 40 Recharge: 25 Discharge: 5

Comments: _____

PARAMETERS FOR WATER QUALITY STABILIZATION	
Temperature collect readings	Conductivity ± 3 %
pH ± 0.1	DO ± 0.3 mg/L
Turbidity < 10 NTUs (if > 10 NTUs ± 10 %)	
WL ± 0.1 foot	ORP ± 10 mV

Note:

If volatiles are detected in the breathing zone during the initial screening, the breathing zone will be periodically monitored during purging and sampling activities.

All water levels and pump depths are measured from the reference point (notch) in the top of the well casing.

If no reference point is observed then the casing high point should be notched and measurements should be collected from this point.

Every attempt should be made to limit water level drawdown to less than 0.33 feet and purge rate to less than 0.5 L/min.

TETRA TECH
348 W Hospitality Ln. Suite 100
San Bernardino, CA 92408
Telephone (909) 381-1674
Telefax (909) 889-139

GROUNDWATER MONITORING WELL
FIELD DATA LOG SHEET - SAMPLING

DATE 01/13/11 SITE NAME / NUMBER Beaumont Site PURGING DEVICE: ☐ Grundfos Pump ☐ Peristaltic Pump ☐ ~~Bladder~~ Pump Dedicated

PROGRAM NAME LMC Beaumont Site 1 SAMPLING DEVICE: ☒ Purging Pump ☐ Disposable Bailer ☐ Other

MONITORING WELL IDENTIFICATION MW-70 OVA: ☐ FID ☒ PID In Casing (ppm) (initial) 0.0 (vented to) 0.0

SAMPLE I.D. MW-70 DUPLICATE I.D. IN BREATHING ZONE (ppm) (initial) (vented to)

STATIC WATER LEVEL (ft btoc) 27.36 WELL DEPTH (ft btoc) 37.90 FINAL PUMP DEPTH (ft btoc) 34

WATER COLUMN (feet) 10.54 CASING/TUBE DIAMETER (ft/in) 1/4 SAMPLER'S SIGNATURE

~~WELL~~ /PUMP VOLUME (V) (gal/ml) 420 3 v (gal/ml) WELL SAMPLE TIME 1127 DUPLICATE SAMPLE TIME

Time	Activity	Water Level (ft btoc)	Pump Depth (ft btoc)	Temp (°C)	EC (ms/cm)	pH	Turbidity (NTU)	Dissolved Oxygen (mg/L)	ORP (mV)	Color	Volume Purged (~~gals~~/ml)	Well/Pump Volumes Purged	Flow Rate (~~gal/min~~ ml/min)
1108	start Purge	27.36	34								0	0	305
1112	Purging	27.39		14.6	0.72	7.47	1.64	3.29	-46.2	clear	1,220	2.91	
1115		27.39		14.2	0.70	7.38	1.15	2.92	-5.3	clear	2,135	5.08	
1118		27.38		14.2	0.70	7.40	0.72	3.15	13.2	clear	3,050	7.26	
1121		27.39		14.0	0.70	7.39	0.91	2.82	21.9	clear	3,965	9.44	
1124		27.39		14.2	0.70	7.42	0.98	2.79	27.7	clear	4,880	11.62	
1127	Sample	27.39		14.2	0.70	7.43	0.34	2.77	30.5	clear	5,795	13.80	

Colorimetric test (taken prior to sampling) ~~Alkalinity (ppm)~~ Sulfide: 0.00 Fe^{+2} (ppm): 0.07 D.O. (ppm):

Water level at time of sampling (ft btoc): 27.39 Turbidity at time of sampling: 0.34

Pump Settings: CPM: 3 PSI: 20 Recharge: 10 Discharge: 10

Comments:

PARAMETERS FOR WATER QUALITY STABILIZATION	
Temperature collect readings	Conductivity ± 3 %
pH ± 0.1	DO ± 0.3 mg/L
Turbidity < 10 NTUs (if > 10 NTUs ± 10 %)	
WL ± 0.1 foot	ORP ± 10 mV

Note:

If volatiles are detected in the breathing zone during the initial screening, the breathing zone will be periodically monitored during purging and sampling activities.

All water levels and pump depths are measured from the reference point (notch) in the top of the well casing.

If no reference point is observed then the casing high point should be notched and measurements should be collected from this point.

Every attempt should be made to limit water level drawdown to less than 0.33 feet and purge rate to less than 0.5 L/min.

TETRA TECH
348 W Hospitality Ln. Suite 100
San Bernardino, CA 92408
Telephone (909) 381-1674
Telefax (909) 889-139

GROUNDWATER MONITORING WELL
FIELD DATA LOG SHEET - SAMPLING

DATE 01/06/11 SITE NAME / NUMBER Beaumont Site 1 PURGING DEVICE: ☐ Grundfos Pump ☐ Peristaltic Pump ☒ ~~Bladder~~ Dedicated Pump

PROGRAM NAME LMC Beaumont Site 1 SAMPLING DEVICE: ☒ Purging Pump ☐ Disposable Bailer ☐ Other

MONITORING WELL IDENTIFICATION MW-76A OVA: ☐ FID ☒ PID In Casing (ppm) (initial) 0.2 (vented to) 0.0

SAMPLE I.D. MW-76A DUPLICATE I.D. IN BREATHING ZONE (ppm) (initial) (vented to)

STATIC WATER LEVEL (ft btoc) 24.98 WELL DEPTH (ft btoc) 202.07 FINAL PUMP DEPTH (ft btoc) 197

WATER COLUMN (feet) 177.09 CASING/TUBE DIAMETER (ft/in) 1/4 SAMPLER'S SIGNATURE

~~WELL~~ /PUMP VOLUME (V) (gal/ml) 2185 3 v (gal/ml) WELL SAMPLE TIME 0909 DUPLICATE SAMPLE TIME

Time	Activity	Water Level (ft btoc)	Pump Depth (ft btoc)	Temp (°C)	EC (ms/cm)	pH	Turbidity (NTU)	Dissolved Oxygen (mg/L)	ORP (mV)	Color	Volume Purged (~~gals~~/ml)	Well/Pump Volumes Purged	Flow Rate (~~gal/min~~ ml/min)
0841	start purge	24.98	197								0	0	170
0854	Purging	26.21	↓	17.42	0.315	8.89	1.72	0.26	-206.5	clear	2,210	1.01	90
0857	↓	26.31		17.45	0.315	8.92	5.68	0.19	-207.1	clear	2,480	1.14	↓
0900		26.35		17.51	0.315	8.94	6.35	0.17	-215.0	clear	2,750	1.26	
0903		26.40		17.65	0.314	8.96	5.93	0.16	-219.0	clear	3,020	1.38	
0906	↓	26.44		17.83	0.314	8.97	7.40	0.18	-217.5	clear	3,290	1.51	
0909	sample	26.48	↓	18.02	0.314	8.99	6.34	0.18	-220.9	clear	3,560	1.63	↓

Colorimetric test (taken prior to sampling) Alkalinity (ppm): Fe^{+2} (ppm): D.O. (ppm):

Water level at time of sampling (ft btoc): 26.48 Turbidity at time of sampling: 6.34

Pump Settings: CPM: 3 PSI: 50 Recharge: 27 Discharge: 3

Comments:

PARAMETERS FOR WATER QUALITY STABILIZATION	
Temperature collect readings	Conductivity ± 3 %
pH ± 0.1	DO ± 0.3 mg/L
Turbidity < 10 NTUs (if > 10 NTUs ± 10 %)	
WL ± 0.1 foot	ORP ± 10 mV

Note:

If volatiles are detected in the breathing zone during the initial screening, the breathing zone will be periodically monitored during purging and sampling activities.

All water levels and pump depths are measured from the reference point (notch) in the top of the well casing.

If no reference point is observed then the casing high point should be notched and measurements should be collected from this point.

Every attempt should be made to limit water level drawdown to less than 0.33 feet and purge rate to less than 0.5 L/min.

TETRA TECH
348 W Hospitality Ln. Suite 100
San Bernardino, CA 92408
Telephone (909) 381-1674
Telefax (909) 889-139

GROUNDWATER MONITORING WELL
FIELD DATA LOG SHEET - SAMPLING

DATE 1/10/11 SITE NAME / NUMBER 1 PURGING DEVICE: ☐ Grundfos Pump ☐ Peristaltic Pump ☑ ~~Bladder~~ dedicated Pump

PROGRAM NAME LMC Beaumont Site 1 SAMPLING DEVICE: ☑ Purging Pump ☐ Disposable Bailer ☐ Other

MONITORING WELL IDENTIFICATION MW-82 OVA: ☐ FID ☑ PID In Casing (ppm) (initial) 0.0 (vented to) ___

SAMPLE I.D. MW-82 DUPLICATE I.D. ___ IN BREATHING ZONE (ppm) (initial) ___ (vented to) ___

STATIC WATER LEVEL (ft btoc) 24.99 WELL DEPTH (ft btoc) 36.88 FINAL PUMP DEPTH (ft btoc) 34.5

WATER COLUMN (feet) 11.89 CASING/TUBE DIAMETER ~~(ft/in)~~ 1/4 SAMPLER'S SIGNATURE [signature]

~~WELL~~ /PUMP VOLUME (V) ~~(gal/ml)~~ 437 3 v (gal/ml) ___ WELL SAMPLE TIME 927 DUPLICATE SAMPLE TIME ___

Time	Activity	Water Level (ft btoc)	Pump Depth (ft btoc)	Temp (°C)	EC (ms/cm)	pH	Turbidity (NTU)	Dissolved Oxygen (mg/L)	ORP (mV)	Color	Volume Purged (gals/ml)	Well/Pump Volumes Purged	Flow Rate (~~gal/min~~ ml/min)
907	startpurge	24.99	34.5	—							Ø	Ø	270
912		25.06	↓	17.02	0.639	7.16	0.15	0.79	-4.6	clear	1350	3.08	
915		25.06		17.11	0.639	7.20	6.05	0.62	4.8	clear	2160	4.94	
918		25.06		17.11	0.638	7.20	0.30	0.54	8.3	clear	2970	6.79	
921		25.06		17.02	0.639	7.23	0.50	0.41	8.5	clear	3780	8.64	
924		25.06		17.24	0.639	7.22	0.68	0.31	10.3	clear	4590	10.50	
927	sample	25.06	↓	17.24	0.638	7.19	0.59	0.32	11.1	clear	5400	12.35	

Colorimetric test (taken prior to sampling) ~~Alkalinity (ppm)~~ Sulfide mg/L: 0.00 Fe^{+2} ~~(ppm)~~ mg/L: 0.01 D.O. (ppm): —

Water level at time of sampling (ft btoc): 25.06 Turbidity at time of sampling: 0.59

Pump Settings: CPM: 3 PSI: 25 Recharge: 11 Discharge: 9

Comments: ___

PARAMETERS FOR WATER QUALITY STABILIZATION	
Temperature collect readings	Conductivity ± 3 %
pH ± 0.1	DO ± 0.3 mg/L
Turbidity < 10 NTUs (if > 10 NTUs ± 10 %)	
WL ± 0.1 foot	ORP ± 10 mV

Note:

If volatiles are detected in the breathing zone during the initial screening, the breathing zone will be periodically monitored during purging and sampling activities.

All water levels and pump depths are measured from the reference point (notch) in the top of the well casing.

If no reference point is observed then the casing high point should be notched and measurements should be collected from this point.

Every attempt should be made to limit water level drawdown to less than 0.33 feet and purge rate to less than 0.5 L/min.

TETRA TECH
301 E. Vanderbilt Way, Suite 450
San Bernardino, CA 92408
Telephone (909) 381-1674
Telefax (909) 889-139

GROUNDWATER MONITORING WELL
FIELD DATA LOG SHEET - SAMPLING

DATE 01/10/11 SITE NAME / NUMBER Beaumont Site1 PURGING DEVICE: ☒ Dedicated Pump ☐ Peristaltic Pump ☐ Bladder Pump

PROGRAM NAME LMC Beaumont Site1 SAMPLING DEVICE: ☒ Purging Pump ☐ Disposable Bailer ☐ Other

MONITORING WELL IDENTIFICATION MW-83 OVA: ☐ FID ☒ PID In Casing (ppm) (initial) 0.0 (vented to) 0.0

SAMPLE I.D. MW-83 DUPLICATE I.D. _____ IN BREATHING ZONE (ppm) (initial) _____ (vented to) _____

STATIC WATER LEVEL (ft btoc) 23.39 WELL DEPTH (ft btoc) 37.79 FINAL PUMP DEPTH (ft btoc) 33.5

WATER COLUMN (feet) 12.40 CASING/TUBE DIAMETER (ft/in) 1/4 SAMPLER'S SIGNATURE [signature]

WELL /PUMP VOLUME (V) (gal/ml) 435 3 v (gal/ml) _____ WELL SAMPLE TIME 0959 DUPLICATE SAMPLE TIME _____

Time	Activity	Water Level (ft btoc)	Pump Depth (ft btoc)	Temp (°C)	EC (ms/cm)	pH	Turbidity (NTU)	Dissolved Oxygen (mg/L)	ORP (mV)	Color	Volume Purged (gals/ml)	Well/Pump Volumes Purged	Flow Rate (gal/min ml/min)
0953	Purging	23.52	33.5	14.3	0.593	7.38	0.24	1.84	-15.9	clear	7740	17.79	180
0956	↓	23.53		14.3	0.593	7.38	0.48	1.89	-11.3	clear	8,280	19.04	↓
0959	sample	23.53		14.3	0.593	7.38	0.96	1.95	-7.1	clear	8,820	20.28	↓

Colorimetric test (taken prior to sampling) Sulfide (mg/L): 0.0 Fe^{+2} (mg/L): 0.03 D.O. (ppm): _____

Water level at time of sampling (ft btoc): 23.53 Turbidity at time of sampling: 0.96

Pump Settings: CPM: 2 PSI: 20 Recharge: 20 Discharge: 10

Comments: _____

PARAMETERS FOR WATER QUALITY STABILIZATION	
Temperature collect readings	Conductivity ± 3 %
pH ± 0.1	DO ± 0.3 mg/L
Turbidity < 10 NTUs (if > 10 NTUs ± 10 %)	
WL ± 0.1 foot	ORP ± 10 mV

Note:

If volatiles are detected in the breathing zone during the initial screening, the breathing zone will be periodically monitored during purging and sampling activities.

All water levels and pump depths are measured from the reference point (notch) in the top of the well casing.

If no reference point is observed then the casing high point should be notched and measurements should be collected from this point.

Every attempt should be made to limit water level drawdown to less than 0.33 feet and purge rate to less than 0.5 L/min.

TETRA TECH
301 E. Vanderbilt Way. Suite 450
San Bernardino, CA 92408
Telephone (909) 381-1674
Telefax (909) 889-139

GROUNDWATER MONITORING WELL
FIELD DATA LOG SHEET - SAMPLING

DATE 01/10/11 SITE NAME / NUMBER Beaumont Site 1 PURGING DEVICE: ☐ Dedicated Pump ☐ Peristaltic Pump ☒ ~~Bladder~~ Dedicated Pump

PROGRAM NAME LMC Beaumont Site 1 SAMPLING DEVICE: ☒ Purging Pump ☐ Disposable Bailer ☐ Other

MONITORING WELL IDENTIFICATION MW-83 OVA: ☐ FID ☒ PID In Casing (ppm) (initial) 0.0 (vented to) 0.0

SAMPLE I.D. MW-83 DUPLICATE I.D. _____ IN BREATHING ZONE (ppm) (initial) _____ (vented to) _____

STATIC WATER LEVEL (ft btoc) 23.39 WELL DEPTH (ft btoc) 35.79 FINAL PUMP DEPTH (ft btoc) 33.5

WATER COLUMN (feet) 12.4 CASING/TUBE DIAMETER (ft/in) 1/4 SAMPLER'S SIGNATURE [signature]

WELL /PUMP VOLUME (V) (gal/ml) 435 3 v (gal/ml) _____ WELL SAMPLE TIME 0959 DUPLICATE SAMPLE TIME _____

Time	Activity	Water Level (ft btoc)	Pump Depth (ft btoc)	Temp (°C)	EC (ms/cm)	pH	Turbidity (NTU)	Dissolved Oxygen (mg/L)	ORP (mV)	Color	Volume Purged (gals/ml)	Well/Pump Volumes Purged	Flow Rate (gal/min ml/min)
0910	start Purge	23.39	33.5								0	0	180
0920	Purging	23.49	↓	14.0	0.597	7.37	1.54	2.28	-139.0	clear	1,800	4.14	↓
0923	↓	23.50	↓	14.0	0.598	7.37	0.77	2.00	-131.2	clear	2,340	5.38	↓
0926	↓	23.51	↓	14.0	0.596	7.38	0.21	2.16	-113.9	clear	2,880	6.62	↓
0929	↓	23.52	↓	14.0	0.595	7.38	0.25	1.94	-105.9	clear	3,420	7.86	↓
0932	↓	23.52	↓	14.1	0.594	7.38	1.21	1.99	-94.4	clear	3,960	9.10	↓
0935	↓	23.52	↓	14.1	0.593	7.38	1.06	2.15	-81.6	clear	4,500	10.35	↓
0938	↓	23.51	↓	14.1	0.593	7.37	0.90	2.06	-61.8	clear	5,040	11.59	↓
0941	↓	23.51	↓	14.1	0.592	7.37	0.16	2.02	-47.2	clear	5,580	12.83	↓
0944	↓	23.51	↓	14.1	0.593	7.37	0.79	1.99	-33.2	clear	6,120	14.07	↓
0947	↓	23.52	↓	14.1	0.592	7.38	0.63	1.91	-27.3	clear	6,660	15.31	↓
0950	↓	23.53	↓	14.2	0.593	7.38	0.19	1.95	-22.0	clear	7,200	16.55	↓

Colorimetric test (taken prior to sampling) Sulfide (mg/L): 0.0 Fe^{+2} (mg/L): 0.03 D.O. (ppm): _____

Water level at time of sampling (ft btoc): 23.53 Turbidity at time of sampling: 0.96

Pump Settings: CPM: 2 PSI: 20 Recharge: 20 Discharge: 10

Comments: _____

PARAMETERS FOR WATER QUALITY STABILIZATION	
Temperature collect readings	Conductivity ± 3 %
pH ± 0.1	DO ± 0.3 mg/L
Turbidity < 10 NTUs (if > 10 NTUs ± 10 %)	
WL ± 0.1 foot	ORP ± 10 mV

Note:

If volatiles are detected in the breathing zone during the initial screening, the breathing zone will be periodically monitored during purging and sampling activities.

All water levels and pump depths are measured from the reference point (notch) in the top of the well casing.

If no reference point is observed then the casing high point should be notched and measurements should be collected from this point.

Every attempt should be made to limit water level drawdown to less than 0.33 feet and purge rate to less than 0.5 L/min.

TETRA TECH
348 W Hospitality Ln. Suite 100
San Bernardino, CA 92408
Telephone (909) 381-1674
Telefax (909) 889-139

GROUNDWATER MONITORING WELL
FIELD DATA LOG SHEET - SAMPLING

DATE 01/05/11 SITE NAME / NUMBER Beaumont Site 1 PURGING DEVICE: ☐ Grundfos Pump ☐ Peristaltic Pump ☐ ~~Bladder~~ Pump Dedicated

PROGRAM NAME LMC Beaumont Site 1 SAMPLING DEVICE: ☒ Purging Pump ☐ Disposable Bailer ☐ Other

MONITORING WELL IDENTIFICATION MW-90 OVA: ☐ FID ☒ PID In Casing (ppm) (initial) 0.4 (vented to) 0.0

SAMPLE I.D. MW-90 DUPLICATE I.D. IN BREATHING ZONE (ppm) (initial) (vented to)

STATIC WATER LEVEL (ft btoc) 45.63 WELL DEPTH (ft btoc) 57.91 FINAL PUMP DEPTH (ft btoc) 52

WATER COLUMN (feet) 12.28 CASING/TUBE DIAMETER (ft/in) 1/4 SAMPLER'S SIGNATURE

~~WELL~~ /PUMP VOLUME (V) (gal/ml) 516 3 v (gal/ml) WELL SAMPLE TIME 1248 DUPLICATE SAMPLE TIME

Time	Activity	Water Level (ft btoc)	Pump Depth (ft btoc)	Temp (°C)	EC (ms/cm)	pH	Turbidity (NTU)	Dissolved Oxygen (mg/L)	ORP (mV)	Color	Volume Purged (~~gal~~s/ml)	Well/Pump Volumes Purged	Flow Rate (~~gal/min~~ ml/min)
1216	start purging	45.63	52								0	0	40
1233	Purging	45.84	↓	19.90	1.003	8.85	2.77	2.62	-90.1	clear	680	1.32	65
1236	↓	45.88		19.71	1.012	8.94	3.42	1.82	-100.2	clear	875	1.69	↓
1239		45.93		19.85	1.018	8.98	3.37	0.98	-106.0	clear	1,070	2.07	
1242		45.96		19.80	1.022	8.98	3.73	0.70	-108.5	clear	1,265	2.45	
1245	↓	46.00		19.57	1.026	8.99	3.00	0.52	-113.9	clear	1,460	2.83	
1248	Sampling	46.03	↓	19.19	1.027	8.99	3.11	0.46	-117.9	clear	1,655	3.21	↓

Colorimetric test (taken prior to sampling) Alkalinity (ppm): Fe^{+2} (ppm): D.O. (ppm):

Water level at time of sampling (ft btoc): 46.03 Turbidity at time of sampling: 3.11

Pump Settings: CPM: 2 PSI: 33 Recharge: 26 Discharge: 4

Comments:

PARAMETERS FOR WATER QUALITY STABILIZATION	
Temperature collect readings	Conductivity ± 3 %
pH ± 0.1	DO ± 0.3 mg/L
Turbidity < 10 NTUs (if > 10 NTUs ± 10 %)	
WL ± 0.1 foot	ORP ± 10 mV

Note:

If volatiles are detected in the breathing zone during the initial screening, the breathing zone will be periodically monitored during purging and sampling activities.

All water levels and pump depths are measured from the reference point (notch) in the top of the well casing.

If no reference point is observed then the casing high point should be notched and measurements should be collected from this point.

Every attempt should be made to limit water level drawdown to less than 0.33 feet and purge rate to less than 0.5 L/min.

TETRA TECH
348 W Hospitality Ln. Suite 100
San Bernardino, CA 92408
Telephone (909) 381-1674
Telefax (909) 889-139

GROUNDWATER MONITORING WELL
FIELD DATA LOG SHEET - SAMPLING

DATE 01/05/11 SITE NAME / NUMBER Beaumont Site 1 PURGING DEVICE: ☐ Grundfos Pump ☐ Peristaltic Pump ☒ ~~Bladder~~ Dedicated Pump

PROGRAM NAME LMC Beaumont Site 1 SAMPLING DEVICE: ☒ Purging Pump ☐ Disposable Bailer ☐ Other

MONITORING WELL IDENTIFICATION MW-98B OVA: ☐ FID ☒ PID In Casing (ppm) (initial) 1.9 (vented to) 0.0

SAMPLE I.D. MW98B DUPLICATE I.D. MW-98B-DUP IN BREATHING ZONE (ppm) (initial) _____ (vented to) _____

STATIC WATER LEVEL (ft btoc) 40.07 WELL DEPTH (ft btoc) 50.83 FINAL PUMP DEPTH (ft btoc) 48

WATER COLUMN (feet) 10.76 CASING/TUBE DIAMETER (ft/in) 4/4 SAMPLER'S SIGNATURE [signature]

~~WELL~~ /PUMP VOLUME (V) (gal/ml) 502 3 v (gal/ml) _____ WELL SAMPLE TIME 1412 DUPLICATE SAMPLE TIME 1420

Time	Activity	Water Level (ft btoc)	Pump Depth (ft btoc)	Temp (°C)	EC (ms/cm)	pH	Turbidity (NTU)	Dissolved Oxygen (mg/L)	ORP (mV)	Color	Volume Purged (~~gals~~/ml)	Well/Pump Volumes Purged	Flow Rate (~~gal/min~~ ml/min)
1348	Start Purge	40.07	48								0	0	180
1355	Purging	40.20	↓	19.63	0.674	7.47	3.00	4.25	36.6	clear	1,260	2.51	↓
1358	↓	40.21		19.47	0.670	7.41	1.90	3.65	4.7	clear	1,800	3.59	
1401		40.21		19.41	0.665	7.38	0.93	3.58	1.9	clear	2,340	4.66	
1404		40.24		19.35	0.660	7.36	1.16	3.58	0.4	clear	2,880	5.74	
1407	↓	40.21		19.28	0.659	7.34	1.18	3.54	0.7	clear	3,420	6.81	
1410	Sample	40.21	↓	19.29	0.659	7.30	1.23	3.56	2.7	clear	3,960	7.89	↓
1420	DUP												

Colorimetric test (taken prior to sampling) Alkalinity (ppm): _____ Fe^{+2} (ppm): _____ D.O. (ppm): _____

Water level at time of sampling (ft btoc): 40.21 Turbidity at time of sampling: 1.23

Pump Settings: CPM: 2 PSI: 30 Recharge: 20 Discharge: 10

Comments: _____

PARAMETERS FOR WATER QUALITY STABILIZATION	
Temperature collect readings	Conductivity ± 3 %
pH ± 0.1	DO ± 0.3 mg/L
Turbidity < 10 NTUs (if > 10 NTUs ± 10 %)	
WL ± 0.1 foot	ORP ± 10 mV

Note:

If volatiles are detected in the breathing zone during the initial screening, the breathing zone will be periodically monitored during purging and sampling activities.

All water levels and pump depths are measured from the reference point (notch) in the top of the well casing.

If no reference point is observed then the casing high point should be notched and measurements should be collected from this point.

Every attempt should be made to limit water level drawdown to less than 0.33 feet and purge rate to less than 0.5 L/min.

TETRA TECH
348 W Hospitality Ln. Suite 100
San Bernardino, CA 92408
Telephone (909) 381-1674
Telefax (909) 889-139

GROUNDWATER MONITORING WELL
FIELD DATA LOG SHEET - SAMPLING

DATE 01/04/11 SITE NAME / NUMBER Off-Site Gilman Hot Springs Rd. PURGING DEVICE: ☐ Grundfos Pump ☐ Peristaltic Pump ☒ ~~Bladder~~ Dedicated Pump

PROGRAM NAME LMC Beaumont GW Sampling SAMPLING DEVICE: ☒ Purging Pump ☐ Disposable Bailer ☐ Other

MONITORING WELL IDENTIFICATION MW-100 OVA: ☐ FID ☒ PID In Casing (ppm) (initial) 0.2 (vented to) 0.0

SAMPLE I.D. MW-100 DUPLICATE I.D. IN BREATHING ZONE (ppm) (initial) _____ (vented to) _____

STATIC WATER LEVEL (ft btoc) 103.38 WELL DEPTH (ft btoc) 175.20 FINAL PUMP DEPTH (ft btoc) 162

WATER COLUMN (feet) 71.82 CASING/TUBE DIAMETER (ft/in) 1/4 SAMPLER'S SIGNATURE [signature]

WELL /PUMP VOLUME (V) (gal/ml) 1362 3 v (gal/ml) _____ WELL SAMPLE TIME 0902 DUPLICATE SAMPLE TIME _____

Time	Activity	Water Level (ft btoc)	Pump Depth (ft btoc)	Temp (°C)	EC (ms/cm)	pH	Turbidity (NTU)	Dissolved Oxygen (mg/L)	ORP (mV)	Color	Volume Purged (gals/ml)	Well/Pump Volumes Purged	Flow Rate (gal/min ml/min)
0840	start Purge	103.38	162								0	0	210
0847	Purging	104.11	↓	17.0	0.97	9.79	4.11	0.53	-50.3	clear	1,470	1.08	45
0850		104.33		16.5	0.98	9.83	1.63	0.35	-36.7	clear	1,605	1.18	↓
0853		104.37		14.9	0.97	9.85	6.01	0.73	-29.1	clear	1,740	1.28	
0856		104.42		14.3	0.97	9.86	1.82	0.65	-26.2	clear	1,875	1.38	
0859	↓	104.49		14.1	0.97	9.86	0.73	0.62	-23.2	clear	2,010	1.48	
0902	Sample	104.52	↓	14.4	0.97	9.86	2.32	0.60	-21.0	clear	2,145	1.58	↓

Colorimetric test (taken prior to sampling) Alkalinity (ppm): _____ Fe^{+2} (ppm): _____ D.O. (ppm): _____

Water level at time of sampling (ft btoc): 104.52 Turbidity at time of sampling: 2.32

Pump Settings: CPM: 1 PSI: 80 Recharge: 57 Discharge: 3

Comments: _____

PARAMETERS FOR WATER QUALITY STABILIZATION	
Temperature collect readings	Conductivity ± 3 %
pH ± 0.1	DO ± 0.3 mg/L
Turbidity < 10 NTUs (if > 10 NTUs ± 10 %)	
WL ± 0.1 foot	ORP ± 10 mV

Note:

If volatiles are detected in the breathing zone during the initial screening, the breathing zone will be periodically monitored during purging and sampling activities.

All water levels and pump depths are measured from the reference point (notch) in the top of the well casing.

If no reference point is observed then the casing high point should be notched and measurements should be collected from this point.

Every attempt should be made to limit water level drawdown to less than 0.33 feet and purge rate to less than 0.5 L/min.

TETRA TECH
301 E. Vanderbilt Way. Suite 450
San Bernardino, CA 92408
Telephone (909) 381-1674
Telefax (909) 889-139

GROUNDWATER MONITORING WELL
FIELD DATA LOG SHEET - SAMPLING

DATE 01/11/11 SITE NAME / NUMBER Beaumont Site1 PURGING DEVICE: ☐ Dedicated Pump ☐ Peristaltic Pump ☒ ~~Bladder~~ Dedicated Pump

PROGRAM NAME LMC Beaumont Site 1 SAMPLING DEVICE: ☒ Purging Pump ☐ Disposable Bailer ☐ Other

MONITORING WELL IDENTIFICATION MW-101 OVA: ☐ FID ☒ PID In Casing (ppm) (initial) 34.1 (vented to) 0.0

SAMPLE I.D. MW-101 DUPLICATE I.D. IN BREATHING ZONE (ppm) (initial) 0.0 (vented to) 0.0

STATIC WATER LEVEL (ft btoc) 10.78 WELL DEPTH (ft btoc) 30.88 FINAL PUMP DEPTH (ft btoc) 29

WATER COLUMN (feet) 20.10 CASING/TUBE DIAMETER (ft/in) SAMPLER'S SIGNATURE

WELL /PUMP VOLUME (V) (gal/ml) 455. 3 v (gal/ml) WELL SAMPLE TIME DUPLICATE SAMPLE TIME

Time	Activity	Water Level (ft btoc)	Pump Depth (ft btoc)	Temp (°C)	EC (ms/cm)	pH	Turbidity (NTU)	Dissolved Oxygen (mg/L)	ORP (mV)	Color	Volume Purged (gals/ml)	Well/Pump Volumes Purged	Flow Rate (gal/min ml/min)
0908	start purge	10.78	29								0	0	175
0913	Purging	11.25	↓	17.1	0.236	7.02	1.62	0.86	-8.3	clear	875	1.92	↓
0916	↓	11.31		17.0	0.235	7.02	0.98	0.87	-7.9	clear	1,400	3.07	
0919		11.38		17.0	0.234	7.04	1.49	0.83	-8.0	clear	1,925	4.23	115
0922		11.43		16.4	0.235	7.02	0.79	1.16	-7.5	clear	2,270	4.99	
0925	↓	11.44		16.5	0.234	7.01	1.33	0.87	-7.3	clear	2,615	5.75	↓
0928	sample	11.45	↓	16.6	0.234	7.01	1.23	0.86	-6.9	clear	2,960	6.51	

Colorimetric test (taken prior to sampling) Sulfide (mg/L): 0.01 Fe^{+2} (mg/L): 0.35 D.O. (ppm):

Water level at time of sampling (ft btoc): 11.45 Turbidity at time of sampling: 1.23

Pump Settings: CPM: 2 PSI: 25 Recharge: 26 Discharge: 4

Comments:

PARAMETERS FOR WATER QUALITY STABILIZATION	
Temperature collect readings	Conductivity ± 3 %
pH ± 0.1	DO ± 0.3 mg/L
Turbidity < 10 NTUs (if > 10 NTUs ± 10 %)	
WL ± 0.1 foot	ORP ± 10 mV

Note:

If volatiles are detected in the breathing zone during the initial screening, the breathing zone will be periodically monitored during purging and sampling activities.

All water levels and pump depths are measured from the reference point (notch) in the top of the well casing.

If no reference point is observed then the casing high point should be notched and measurements should be collected from this point.

Every attempt should be made to limit water level drawdown to less than 0.33 feet and purge rate to less than 0.5 L/min.

TETRA TECH
301 E. Vanderbilt Way. Suite 450
San Bernardino, CA 92408
Telephone (909) 381-1674
Telefax (909) 889-139

GROUNDWATER MONITORING WELL
FIELD DATA LOG SHEET - SAMPLING

DATE 01/17/11 SITE NAME / NUMBER Beaumont Site 1 PURGING DEVICE: [X] Dedicated Pump [ ] Peristaltic Pump [ ] Bladder Pump

PROGRAM NAME LMC Beaumont Site 1 SAMPLING DEVICE: [X] Purging Pump [ ] Disposable Bailer [ ] Other

MONITORING WELL IDENTIFICATION MW-102 OVA: [ ] FID [X] PID In Casing (ppm) (initial) 1.7 (vented to) 0.0

SAMPLE I.D. MW-102 DUPLICATE I.D. IN BREATHING ZONE (ppm) (initial) (vented to)

STATIC WATER LEVEL (ft btoc) 31.93 WELL DEPTH (ft btoc) 51.18 FINAL PUMP DEPTH (ft btoc) 50

WATER COLUMN (feet) 19.25 CASING/TUBE DIAMETER (ft/in) 1/4 SAMPLER'S SIGNATURE

~~WELL~~ /PUMP VOLUME (V) (gal/ml) 568 3 v (gal/ml) WELL SAMPLE TIME 1123 DUPLICATE SAMPLE TIME

Time	Activity	Water Level (ft btoc)	Pump Depth (ft btoc)	Temp (°C)	EC (ms/cm)	pH	Turbidity (NTU)	Dissolved Oxygen (mg/L)	ORP (mV)	Color	Volume Purged (~~gals~~/ml)	Well/Pump Volumes Purged	Flow Rate (~~gal/min~~ ml/min)
1100	start purge	31.93	50								0	0	195
1105	Purging	32.05	↓	20.7	0.265	7.64	11.07	0.51	-172.3	clear	975	1.72	↓
1108	↓	32.12		20.6	0.262	7.68	5.30	0.47	-156.0	clear	1560	2.75	170
1111		32.18		20.9	0.263	7.73	3.59	0.61	-145.8	clear	2,070	3.64	↓
1114		32.23		20.9	0.260	7.74	3.77	0.57	-139.3	clear	2,580	4.54	↓
1117		32.29		20.9	0.261	7.74	3.78	0.59	-134.0	clear	3,090	5.44	155
1120	↓	32.32		20.8	0.261	7.74	4.18	0.53	-128.6	clear	3,555	6.26	↓
1123	sample	32.38	↓	20.9	0.260	7.74	2.54	0.40	-125.4	clear	4,020	7.08	↓

Colorimetric test (taken prior to sampling) Sulfide (mg/L): 0.00 Fe^{+2} (mg/L): 0.00 D.O. (ppm):

Water level at time of sampling (ft btoc): 32.38 Turbidity at time of sampling: 2.54

Pump Settings: CPM: 2 PSI: 37 Recharge: 23 Discharge: 7

Comments:

PARAMETERS FOR WATER QUALITY STABILIZATION	
Temperature collect readings	Conductivity ± 3 %
pH ± 0.1	DO ± 0.3 mg/L
Turbidity < 10 NTUs (if > 10 NTUs ± 10 %)	
WL ± 0.1 foot	ORP ± 10 mV

Note:
If volatiles are detected in the breathing zone during the initial screening, the breathing zone will be periodically monitored during purging and sampling activities.
All water levels and pump depths are measured from the reference point (notch) in the top of the well casing.
If no reference point is observed then the casing high point should be notched and measurements should be collected from this point.
Every attempt should be made to limit water level drawdown to less than 0.33 feet and purge rate to less than 0.5 L/min.

TETRA TECH
301 E. Vanderbilt Way. Suite 450
San Bernardino, CA 92408
Telephone (909) 381-1674
Telefax (909) 889-139

GROUNDWATER MONITORING WELL
FIELD DATA LOG SHEET - SAMPLING

DATE 12/14/10 SITE NAME / NUMBER 1 PURGING DEVICE: ☐ Dedicated Pump ☒ Peristaltic Pump ☐ Bladder Pump

PROGRAM NAME Beaumont site 1 GW: Plant Uptake SAMPLING DEVICE: ☐ Purging Pump ☐ Disposable Bailer ☐ Other

MONITORING WELL IDENTIFICATION MW-103 OVA: ☐ FID ☒ PID In Casing (ppm) (initial) 0.3 (vented to) —

SAMPLE I.D. MW-103 DUPLICATE I.D. — IN BREATHING ZONE (ppm) (initial) — (vented to) —

STATIC WATER LEVEL (ft btoc) 19.28 WELL DEPTH (ft btoc) 22.13 FINAL PUMP DEPTH (ft btoc) ~22

WATER COLUMN (feet) 2.85 CASING/TUBE DIAMETER ~~(ft/in)~~ 1/4 SAMPLER'S SIGNATURE Mandy Seldess

WELL /PUMP VOLUME (V) (gal/ml) 333 ~~3 v (gal/ml)~~ — WELL SAMPLE TIME 1254 DUPLICATE SAMPLE TIME —

Time	Activity	Water Level (ft btoc)	Pump Depth (ft btoc)	Temp (°C)	EC (ms/cm)	pH	Turbidity (NTU)	Dissolved Oxygen (mg/L)	ORP (mV)	Color	Volume Purged (gals/ml)	Well/Pump Volumes Purged	Flow Rate (gal/min ml/min)
1231	Start purge	19.28	~22	—	—	—	—	—	—	—	—	—	150
1239	monitor	19.37	↓	21.36	0.369	6.81	2.89	1.41	50.4	clear	1200	3.60	↓
1242	↓	19.38	↓	21.28	0.370	6.28	2.33	0.78	45.1	clear	1650	4.95	↓
1245	↓	19.41	↓	21.30	0.370	6.46	2.61	0.67	38.9	clear	2100	6.31	↓
1248	↓	19.43	↓	21.27	0.371	6.51	2.40	0.47	35.8	clear	2550	7.66	↓
1251	↓	19.44	↓	21.26	0.371	6.48	2.15	0.42	35.0	clear	3000	9.01	↓
1254	Sample	19.44	↓	21.26	0.371	6.45	2.24	0.37	34.4	clear	3450	10.36	↓

Colorimetric test (taken prior to sampling) Sulfide (mg/L): — Fe^{+2} (mg/L): — D.O. (ppm): —

Water level at time of sampling (ft btoc): 19.44 Turbidity at time of sampling: 2.24

Pump Settings: CPM: — PSI: — Recharge: — Discharge: —

Comments:

PARAMETERS FOR WATER QUALITY STABILIZATION	
Temperature collect readings	Conductivity ± 3 %
pH ± 0.1	DO ± 0.3 mg/L
Turbidity < 10 NTUs (if > 10 NTUs ± 10 %)	
WL ± 0.1 foot	ORP ± 10 mV

Note:

If volatiles are detected in the breathing zone during the initial screening, the breathing zone will be periodically monitored during purging and sampling activities.

All water levels and pump depths are measured from the reference point (notch) in the top of the well casing.

If no reference point is observed then the casing high point should be notched and measurements should be collected from this point.

Every attempt should be made to limit water level drawdown to less than 0.33 feet and purge rate to less than 0.5 L/min.

TETRA TECH
301 E Vanderbilt Way, Suite 450
San Bernardino, CA 92408
Tel (909) 381-1674 | Fax (909) 889-139

GROUNDWATER MONITORING WELL
FIELD DATA LOG SHEET - SAMPLING

DATE 12/14/10 PROJECT NUMBER —

PROGRAM NAME Beaumont site 1 GW: Plant uptake

MONITORING WELL I.D. MW-104

SAMPLE I.D. MW-104 DUP. I.D. —

STATIC WATER LEVEL (ft) 14.58 WELL DEPTH (ft) 22.26

WATER COLUMN (feet) 7.68 CASING/TUBE DIA. 1/4

SAMPLING SYSTEM VOLUME (V) (gal/ml) 359 3 ~~V (gal/ml)~~ —

PURGING DEVICE: ☐ Grundfos Pump ☒ Peristaltic Pump ☐ Bladder Pump

SAMPLING DEVICE: ☐ Purging Pump ☐ Disposable Bailer ☐ Other

OVA: ☐ FID ☒ PID In Casing (ppm) (initial) 0.4 (vented to) 0.0

IN BREATHING ZONE (ppm) (initial) — (vented to) —

PUMP DEPTH (ft btoc) ~22

SAMPLER SIGNATURE Mandy Seldera

WELL SAMPLE TIME 1105 DUPLICATE SAMPLE TIME —

Time	Activity	Water Level (ft btoc)	Pump Depth (ft btoc)	Temp (°C)	EC (ms/cm)	pH	Turbidity (NTU)	Dissolved Oxygen (mg/L)	ORP (mV)	Color	Volume Purged (gals/ml)	Well/Pump Volumes Purged	Flow Rate (gal/min ml/min)
1040	start purge	14.58	~22	—	—	—	—	—	—	—	—	—	270
1044	Monitor	14.86	↓	19.39	0.294	7.36	15.3	1.17	23.0	cloudy	1080	3.01	↓
1047	↓	14.95		19.31	0.286	7.28	11.3	0.74	24.6	cloudy	1890	5.26	↓
1050		15.06		19.34	0.274	7.19	10.73	0.53	28.1	cloudy	2700	7.52	240
1053		15.15		19.31	0.269	7.14	11.7	0.51	30.5	cloudy	3420	9.53	↓
1056		15.24		19.32	0.266	7.07	13.1	0.51	32.6	cloudy	4140	11.53	210
1059		15.27		19.36	0.266	7.04	9.89	0.59	34.6	sl. cloudy	4770	13.29	↓
1102	↓	15.30		19.37	0.266	7.00	10.61	0.61	35.6	sl. cloudy	5400	15.04	↓
1105	sample	15.33	↓	19.36	0.267	6.98	6.85	0.61	35.0	sl. cloudy	6030	16.80	↓

Colorimetric test (taken prior to sampling) Alkalinity (ppm): — Fe^{+2} (ppm): — D.O. (ppm): —

Water level at time of sampling (ft btoc): 15.33 Turbidity at time of sampling: 6.85

Pump Settings: CPM: — PSI: — Recharge: — Discharge: —

Comments:

PARAMETERS FOR WATER QUALITY STABILIZATION

Temperature collect readings	Conductivity ± 3 %
pH ± 0.1	DO ± 0.3 mg/L
Turbidity < 10 NTUs (if > 10 NTUs ± 10 %)	
WL ± 0.1 foot	ORP ± 10 mV

Note:

If volatiles are detected in the breathing zone during the initial screening, the breathing zone will be periodically monitored during purging and sampling activities.

All water levels and pump depths are measured from the reference point (notch) in the top of the well casing.

If no reference point is observed then the casing high point should be notched and measurements should be collected from this point.

Every attempt should be made to limit water level drawdown to less than 0.33 feet and purge rate to less than 0.5 L/min.

TETRA TECH
301 E. Vanderbilt Way, Suite 450
San Bernardino, CA 92408
Telephone (909) 381-1674
Telefax (909) 889-139

GROUNDWATER MONITORING WELL
FIELD DATA LOG SHEET - SAMPLING

DATE 12/13/10 SITE NAME / NUMBER 1

PROGRAM NAME Beaumont site 1 GW: Plant uptake

MONITORING WELL IDENTIFICATION MW-105

SAMPLE I.D. MW-105 DUPLICATE I.D. —

STATIC WATER LEVEL (ft btoc) 13.91 WELL DEPTH (ft btoc) 20.08

WATER COLUMN (feet) 6.17 CASING/TUBE DIAMETER (~~#~~/in) 1/4

WELL /PUMP VOLUME (V) (gal/ml) 341 3 v (gal/ml) —

PURGING DEVICE: ☐ Dedicated Pump ☒ Peristaltic Pump ☐ Bladder Pump

SAMPLING DEVICE: ☐ Purging Pump ☐ Disposable Bailer ☐ Other

OVA: ☐ FID ☒ PID In Casing (ppm) (initial) 0.3 (vented to) —

IN BREATHING ZONE (ppm) (initial) — (vented to) —

FINAL PUMP DEPTH (ft btoc) ~20

SAMPLER'S SIGNATURE Mandy Seldner

WELL SAMPLE TIME 0940 DUPLICATE SAMPLE TIME —

Time	Activity	Water Level (ft btoc)	Pump Depth (ft btoc)	Temp (°C)	EC (ms/cm)	pH	Turbidity (NTU)	Dissolved Oxygen (mg/L)	ORP (mV)	Color	Volume Purged (gals/ml)	Well/Pump Volumes Purged	Flow Rate (gal/min ml/min)
0908	Start purge	13.91	~20	—	—	—	—	—	—	—	—	—	360
0913	monitor	14.44	↓	18.38	0.542	6.42	9.45	0.56	-34.4	cloudy	1800	5.28	↓
0916	↓	14.70		18.41	0.467	6.53	5.17	0.44	-39.1	clear	2880	8.45	300
0919		14.90		18.42	0.450	6.61	3.00	0.55	-34.0	clear	3780	11.09	270
0922		15.06		18.41	0.449	6.68	2.58	0.60	-28.2	clear	4590	13.46	↓
0925		15.20		18.37	0.449	6.74	2.86	0.66	-26.5	clear	5400	15.84	240
0928		15.33		18.45	0.451	6.75	3.40	0.67	-23.3	clear	6120	17.95	210
0931		15.44		18.50	0.452	6.81	3.09	0.62	-21.1	clear	6750	19.79	180
0934		15.53		18.54	0.453	6.83	2.83	0.64	-21.5	clear	7290	21.38	↓
0937	↓	15.59	↓	18.61	0.452	6.87	2.45	0.61	-22.2	clear	7830	22.96	↓
0940	Sample	15.66	↓	18.61	0.451	6.91	2.64	0.64	-24.6	clear	8370	24.55	↓

Colorimetric test (taken prior to sampling) Sulfide (mg/L): — Fe^{+2} (mg/L): — D.O. (ppm): —

Water level at time of sampling (ft btoc): 15.66 Turbidity at time of sampling: —

Pump Settings: CPM: — PSI: — Recharge: — Discharge: —

Comments: —

PARAMETERS FOR WATER QUALITY STABILIZATION	
Temperature collect readings	Conductivity ± 3 %
pH ± 0.1	DO ± 0.3 mg/L
Turbidity < 10 NTUs (if > 10 NTUs ± 10 %)	
WL ± 0.1 foot	ORP ± 10 mV

Note:

If volatiles are detected in the breathing zone during the initial screening, the breathing zone will be periodically monitored during purging and sampling activities.

All water levels and pump depths are measured from the reference point (notch) in the top of the well casing.

If no reference point is observed then the casing high point should be notched and measurements should be collected from this point.

Every attempt should be made to limit water level drawdown to less than 0.33 feet and purge rate to less than 0.5 L/min.

TETRA TECH
301 E. Vanderbilt Way. Suite 450
San Bernardino, CA 92408
Telephone (909) 381-1674
Telefax (909) 889-139

GROUNDWATER MONITORING WELL
FIELD DATA LOG SHEET - SAMPLING

DATE 12/13/10 SITE NAME / NUMBER 1 PURGING DEVICE: ☐ Dedicated Pump ☒ Peristaltic Pump ☐ Bladder Pump

PROGRAM NAME Beaumont Site 1 GW: Plant uptake SAMPLING DEVICE: ☐ Purging Pump ☐ Disposable Bailer ☐ Other

MONITORING WELL IDENTIFICATION MW-106 OVA: ☐ FID ☒ PID In Casing (ppm) (initial) 0.0 (vented to) _____

SAMPLE I.D. MW-106 DUPLICATE I.D. MW-102-DUP IN BREATHING ZONE (ppm) (initial) _____ (vented to) _____

STATIC WATER LEVEL (ft btoc) 20.22 WELL DEPTH (ft btoc) 26.92 FINAL PUMP DEPTH (ft btoc) ~26

WATER COLUMN (feet) 6.70 CASING/TUBE DIAMETER ~~(ft/in)~~ 1/4 SAMPLER'S SIGNATURE Mandy Seldon

WELL /PUMP VOLUME (V) (gal/ml) 372 3 v (gal/ml) — WELL SAMPLE TIME 1046 DUPLICATE SAMPLE TIME 1050

Time	Activity	Water Level (ft btoc)	Pump Depth (ft btoc)	Temp (°C)	EC (ms/cm)	pH	Turbidity (NTU)	Dissolved Oxygen (mg/L)	ORP (mV)	Color	Volume Purged (gals/ml)	Well/Pump Volumes Purged	Flow Rate (gal/min ml/min)
1023	start purge	20.22	~26	—	—	—	—	—	—	—	—	—	240
1028	monitor	20.34	↓	19.39	0.755	7.12	64.2	208	-24.8	cloudy	1200	3.23	↓
1031	↓	20.35	↓	18.93	0.689	6.83	53.9	0.70	-16.8	cloudy	1920	5.16	↓
1034	↓	20.32	↓	19.49	0.633	6.67	40.6	1.12	-11.4	cloudy	2640	7.10	↓
1037	↓	20.35	↓	19.29	0.641	6.72	19.0	0.94	-20.2	cloudy	3360	9.03	↓
1040	↓	20.37	↓	19.00	0.631	6.69	8.84	0.56	-16.2	cloudy	4080	10.97	↓
1043	↓	20.37	↓	18.92	0.625	6.67	5.74	0.47	-13.1	clear	4800	12.90	↓
1046	sample	20.38	↓	18.95	0.623	6.63	3.13	0.48	-10.6	clear	5520	14.84	↓

Colorimetric test (taken prior to sampling) Sulfide (mg/L): — Fe^{+2} (mg/L): — D.O. (ppm): —

Water level at time of sampling (ft btoc): 20.38 Turbidity at time of sampling: 3.13

Pump Settings: CPM: — PSI: — Recharge: — Discharge: —

Comments: @ 1033 stop purge, restart @ 1034 : tubing came apart

PARAMETERS FOR WATER QUALITY STABILIZATION	
Temperature collect readings	Conductivity ± 3 %
pH ± 0.1	DO ± 0.3 mg/L
Turbidity < 10 NTUs (if > 10 NTUs ± 10 %)	
WL ± 0.1 foot	ORP ± 10 mV

Note:

If volatiles are detected in the breathing zone during the initial screening, the breathing zone will be periodically monitored during purging and sampling activities.

All water levels and pump depths are measured from the reference point (notch) in the top of the well casing.

If no reference point is observed then the casing high point should be notched and measurements should be collected from this point.

Every attempt should be made to limit water level drawdown to less than 0.33 feet and purge rate to less than 0.5 L/min.

TETRA TECH
301 E. Vanderbilt Way. Suite 450
San Bernardino, CA 92408
Telephone (909) 381-1674
Telefax (909) 889-139

GROUNDWATER MONITORING WELL
FIELD DATA LOG SHEET - SAMPLING

DATE ~~12/13/10~~ 12/14/10 SITE NAME / NUMBER 1

PROGRAM NAME Beaumont site 1 GW: Plant uptake

MONITORING WELL IDENTIFICATION MW-107

SAMPLE I.D. MW-107 DUPLICATE I.D. —

STATIC WATER LEVEL (ft btoc) 23.43 WELL DEPTH (ft btoc) 30.08

WATER COLUMN (feet) 6.65 CASING/TUBE DIAMETER (in) 1/4

WELL /PUMP VOLUME (V) (gal/ml) 397 3 v ~~(gal/ml)~~ —

PURGING DEVICE: ☐ Dedicated Pump ☒ Peristaltic Pump ☐ Bladder Pump

SAMPLING DEVICE: ☐ Purging Pump ☐ Disposable Bailer ☐ Other

OVA: ☐ FID ☒ PID In Casing (ppm) (initial) 1.2 (vented to) _____

IN BREATHING ZONE (ppm) (initial) _____ (vented to) _____

FINAL PUMP DEPTH (ft btoc) ~30

SAMPLER'S SIGNATURE Mandy Selders

WELL SAMPLE TIME 0939 DUPLICATE SAMPLE TIME —

Time	Activity	Water Level (ft btoc)	Pump Depth (ft btoc)	Temp (°C)	EC (ms/cm)	pH	Turbidity (NTU)	Dissolved Oxygen (mg/L)	ORP (mV)	Color	Volume Purged (gals/ml)	Well/Pump Volumes Purged	Flow Rate (gal/min ml/min)
0917	start purge	23.43	~30	—	—	—	—	—	—	—	—	—	240
0921	monitor	23.72	↓	18.65	0.682	6.63	6.59	1.19	133.7	clear	960	2.42	↓
0924	↓	23.82	↓	18.72	0.689	6.83	4.34	0.83	122.0	clear	1680	4.23	210
0927	↓	23.90	↓	18.78	0.692	6.91	4.15	0.70	113.7	clear	2310	5.82	↓
0930	↓	23.96	↓	18.83	0.692	6.96	3.79	0.74	104.8	clear	2940	7.41	↓
0933	✓	24.00	↓	18.88	0.696	6.99	3.18	0.89	97.5	clear	3570	8.99	↓
0936	↓	24.05	✓	18.91	0.698	7.01	3.17	0.88	92.1	clear	4200	10.58	↓
0939	sample	24.09	↓	18.94	0.695	7.03	3.36	0.85	89.1	clear	4830	12.17	✓

Colorimetric test (taken prior to sampling) Sulfide (mg/L): — Fe^{+2} (mg/L): — D.O. (ppm): —

Water level at time of sampling (ft btoc): 24.09 Turbidity at time of sampling: 3.36

Pump Settings: CPM: — PSI: — Recharge: — Discharge: —

Comments: —

PARAMETERS FOR WATER QUALITY STABILIZATION	
Temperature collect readings	Conductivity ± 3 %
pH ± 0.1	DO ± 0.3 mg/L
Turbidity < 10 NTUs (if > 10 NTUs ± 10 %)	
WL ± 0.1 foot	ORP ± 10 mV

Note:

If volatiles are detected in the breathing zone during the initial screening, the breathing zone will be periodically monitored during purging and sampling activities.

All water levels and pump depths are measured from the reference point (notch) in the top of the well casing.

If no reference point is observed then the casing high point should be notched and measurements should be collected from this point.

Every attempt should be made to limit water level drawdown to less than 0.33 feet and purge rate to less than 0.5 L/min.

TETRA TECH
301 E. Vanderbilt Way, Suite 450
San Bernardino, CA 92408
Telephone (909) 381-1674
Telefax (909) 889-139

GROUNDWATER MONITORING WELL
FIELD DATA LOG SHEET - SAMPLING

DATE 12/13/10 SITE NAME / NUMBER 1 PURGING DEVICE: ☐ Dedicated Pump ☒ Peristaltic Pump ☐ Bladder Pump

PROGRAM NAME Beaumont site 1 GW : Plant uptake SAMPLING DEVICE: ☒ Purging Pump ☐ Disposable Bailer ☐ Other

MONITORING WELL IDENTIFICATION MW-108 OVA: ☐ FID ☒ PID In Casing (ppm) (initial) 3.5 (vented to) ____

SAMPLE I.D. MW-108 DUPLICATE I.D. ____ IN BREATHING ZONE (ppm) (initial) ____ (vented to) ____

STATIC WATER LEVEL (ft btoc) 20.73 WELL DEPTH (ft btoc) 27.54 FINAL PUMP DEPTH (ft btoc) ~~≈28~~ ≈27

WATER COLUMN (feet) 6.81 CASING/TUBE DIAMETER (~~ft~~/in) 1/4 SAMPLER'S SIGNATURE Mandy Seldner

WELL /PUMP VOLUME (V) (gal/ml) 380 3 v (gal/ml) ____ WELL SAMPLE TIME 1236 DUPLICATE SAMPLE TIME ____

Time	Activity	Water Level (ft btoc)	Pump Depth (ft btoc)	Temp (°C)	EC (ms/cm)	pH	Turbidity (NTU)	Dissolved Oxygen (mg/L)	ORP (mV)	Color	Volume Purged (gals/ml)	Well/Pump Volumes Purged	Flow Rate (gal/min ml/min)
1218	start purge	20.73	≈27	—	—	—	—	—	—	—	—	—	240
1221	monitor	20.89	↓	20.21	0.341	7.91	16.4	1.69	7.1	cloudy	720	1.89	↓
1224	↓	20.92	↓	19.57	0.322	7.69	5.41	0.72	-1.0	clear	1440	3.79	↓
1227	↓	20.94	↓	19.45	0.309	7.48	2.17	0.53	-2.9	clear	2160	5.68	↓
1230	↓	20.94	↓	19.73	0.306	7.63	1.68	0.44	-11.1	clear	2880	7.58	↓
1233	↓	20.95	↓	19.71	0.305	7.67	2.28	0.39	-11.8	clear	3600	9.47	↓
1236	sample	20.94	↓	19.68	0.304	7.67	2.14	0.35	-12.3	clear	4320	11.37	↓

Colorimetric test (taken prior to sampling) Sulfide (mg/L): — Fe^{+2} (mg/L): — D.O. (ppm): —

Water level at time of sampling (ft btoc): 20.94 Turbidity at time of sampling: 2.14

Pump Settings: CPM: — PSI: — Recharge: — Discharge: —

Comments:

PARAMETERS FOR WATER QUALITY STABILIZATION	
Temperature collect readings	Conductivity ± 3 %
pH ± 0.1	DO ± 0.3 mg/L
Turbidity < 10 NTUs (if > 10 NTUs ± 10 %)	
WL ± 0.1 foot	ORP ± 10 mV

Note:

If volatiles are detected in the breathing zone during the initial screening, the breathing zone will be periodically monitored during purging and sampling activities.

All water levels and pump depths are measured from the reference point (notch) in the top of the well casing.

If no reference point is observed then the casing high point should be notched and measurements should be collected from this point.

Every attempt should be made to limit water level drawdown to less than 0.33 feet and purge rate to less than 0.5 L/min.

TETRA TECH
301 E. Vanderbilt Way. Suite 450
San Bernardino, CA 92408
Telephone (909) 381-1674
Telefax (909) 889-139

GROUNDWATER MONITORING WELL

FIELD DATA LOG SHEET - SAMPLING

DATE 12/13/10 SITE NAME / NUMBER 1 PURGING DEVICE: ☐ Dedicated Pump ☒ Peristaltic Pump ☐ Bladder Pump

PROGRAM NAME Beaumont site 1 GW: Plant uptake SAMPLING DEVICE: ☐ Purging Pump ☐ Disposable Bailer ☐ Other

MONITORING WELL IDENTIFICATION MW-109 OVA: ☐ FID ☒ PID In Casing (ppm) (initial) 0.9 (vented to) ____

SAMPLE I.D. MW-109 DUPLICATE I.D. — IN BREATHING ZONE (ppm) (initial) ____ (vented to) ____

STATIC WATER LEVEL (ft btoc) 14.81 WELL DEPTH (ft btoc) 21.13 FINAL PUMP DEPTH (ft btoc) ~21

WATER COLUMN (feet) 6.32 CASING/TUBE DIAMETER ~~(ft/in)~~ 1/4 SAMPLER'S SIGNATURE Mandy Selders

WELL /PUMP VOLUME (V) (gal/ml) 347 ~~3 v (gal/ml)~~ — WELL SAMPLE TIME 1332 DUPLICATE SAMPLE TIME —

Time	Activity	Water Level (ft btoc)	Pump Depth (ft btoc)	Temp (°C)	EC (ms/cm)	pH	Turbidity (NTU)	Dissolved Oxygen (mg/L)	ORP (mV)	Color	Volume Purged (gals/ml)	Well/Pump Volumes Purged	Flow Rate (gal/min ml/min)
1313	start purge	14.81	~21	—									240
1317	monitor	15.00		20.65	0.363	7.62	11.00	1.67	51.3	clear	960	2.77	
1320		15.06		20.14	0.359	7.42	4.79	0.62	28.7	clear	1680	4.84	
1323		15.10		20.03	0.359	7.30	7.10	0.50	21.5	clear	2400	6.92	
1326		15.12		20.02	0.357	7.23	3.12	0.42	17.6	clear	3120	8.99	
1329		15.13		20.06	0.358	7.19	2.56	0.37	15.2	clear	3840	11.07	
1332	sample	15.14		19.97	0.357	7.15	1.73	0.36	15.0	clear	4560	13.14	

Colorimetric test (taken prior to sampling) Sulfide (mg/L): — Fe^{+2} (mg/L): — D.O. (ppm): —

Water level at time of sampling (ft btoc): 15.14 Turbidity at time of sampling: 1.73

Pump Settings: CPM: — PSI: — Recharge: — Discharge: —

Comments:

PARAMETERS FOR WATER QUALITY STABILIZATION	
Temperature collect readings	Conductivity ± 3 %
pH ± 0.1	DO ± 0.3 mg/L
Turbidity < 10 NTUs (if > 10 NTUs ± 10 %)	
WL ± 0.1 foot	ORP ± 10 mV

Note:

If volatiles are detected in the breathing zone during the initial screening, the breathing zone will be periodically monitored during purging and sampling activities.

All water levels and pump depths are measured from the reference point (notch) in the top of the well casing.

If no reference point is observed then the casing high point should be notched and measurements should be collected from this point.

Every attempt should be made to limit water level drawdown to less than 0.33 feet and purge rate to less than 0.5 L/min.

APPENDIX C WELL CONSTRUCTION SUMMARY TABLE

Beaumont Site 1
Well Construction Summary

Well ID	Date Installed	Formation Screened	Elevation (TOC, feet)	Depth to TOS (feet)	Depth to BOS (feet)	Screen Length (feet)	Reported Borehole Depth (feet)	Borehole Diameter (inches)	Casing Diameter (inches) & Material	Screen Slot Size (inches) & Material	Drilling Method	Filter Pack	Northing Coordinate	Easting Coordinate
EW-01	9/22/1992	QAL	2142.62	34.64	76.04	41.4	85	8	5 PVC	0.02 SS	Auger	#3 sand	2258178.81	6353216.58
EW-02	10/22/1992	QAL	2126.15	25	66.48	41.48	70	12	4 PVC	0.02 SS	Auger	sand	2258684.84	6352717.48
EW-08	10/21/1992	MEF	2178.40	60.55	112	51.45	115	10	4 PVC	0.02 SS	Auger	#3 sand	2257417.36	6355080.68
EW-09	9/23/1992	MEF	2179.67	70	120	50	122	8	4 PVC	0.02 SS	Auger	sand	2257291.99	6355076.09
EW-10	10/20/1992	MEF	2180.19	60.5	111.92	51.42	115	10	4 PVC	0.02 SS	Auger	#3 sand	2257345.52	6355182.20
EW-11	10/7/1992	MEF	2180.76	60.57	101.23	40.66	105	10	4 PVC	0.02 SS	Hollow Stem Auger	#3 sand	2257229.65	6355183.41
EW-12	11/27/1990	MEF	2,181.81	80	100	20	110	8	2 PVC	0.02 SS	Auger	sand	2257312.65	6355304.54
EW-13	9/17/1992	MEF	2181.86	74	114	40	117	10	4 PVC	0.02 SS	Hollow Stem Auger	#3 sand	2257159.33	6355292.97
EW-14	10/8/1992	QAL/MEF	2184.59	60.48	101.25	40.77	105	10	4 PVC	0.02 SS	Hollow Stem Auger	#3 sand	2257230.23	6355398.09
EW-15	9/25/1992	MEF	2184.10	64.35	105	40.65	107	8	4 PVC	0.02 SS	Auger	#3 sand	2257043.06	6355288.23
EW-16	9/28/1992	MEF	2184.26	64.4	105	40.6	107	8	4 PVC	0.02 SS	Auger	#3 sand	2257109.21	6355388.56
EW-17	10/12/1992	MEF	2179.04	60.7	111.34	50.64	115	10	4 PVC	0.02 SS	Hollow Stem Auger	#3 sand	2257176.83	6355073.30
EW-18	2/3/1993	MEF	2184.01	60	101	41	102	10	4 PVC	CS	Hollow Stem Auger	#3 sand	2257079.30	6355347.66
EW-19	11/14/2008	QAL	2033.89	43	98	55	100	12	8 PVC	0.04 SS	Sonic	#8 sand	2257083.54	6347899.92
F33-TW1*	7/28/2008	QAL	1962.32	8	13	5	13	4	2 PVC	0.020 PVC	Hand Auger	2/12 Sand	2256226.80	6345382.20
F33-TW2	7/30/2008	QAL	1959.75	9.07	14.07	5	14.07	4	2 PVC	0.020 PVC	Hand Auger	2/12 Sand	2256117.37	6345497.49
F33-TW3	7/31/2008	QAL	1955.79	8.2	13.2	5	13.2	4	2 PVC	0.020 PVC	Hand Auger	2/12 Sand	2255962.25	6345633.32
F33-TW4*	7/31/2008	QAL	1951.32	8.7	13.7	5	13.7	4	2 PVC	0.020 PVC	Hand Auger	2/12 Sand	2255892.91	6345481.31
F33-TW5*	8/4/2008	QAL	1949.55	8.11	13.11	5	13.11	4	2 PVC	0.020 PVC	Hand Auger	2/12 Sand	2255859.35	6345396.83
F33-TW6	8/5/2008	QAL	1950.62	7.78	12.78	5	12.78	4	2 PVC	0.020 PVC	Hand Auger	2/12 Sand	2255869.21	6345272.96
F33-TW7	7/1/2009	QAL	NA	6.85	11.85	5	11.85	4	2 PVC	0.020 PVC	Hand Auger	2/12 Sand	NA	NA
F34-TW1	10/9/2008	QAL	1894.08	5.4	7.4	2	7.4	4	2 PVC	0.020 PVC	Hand Auger	2/12 Sand	2255936.71	6343180.38
IW-01	8/12/1992	QAL	2160.73	7.01	90	82.99	95	8	5 PVC	0.03 CS	Auger	#3 sand	2257101.37	6353331.11
IW-02	8/13/1992	QAL	2155.01	10	95	85	100	8	5 PVC	0.03 CS	Hollow Stem Auger	#3 sand	2257357.49	6353155.66
IW-03	9/29/1992	QAL	2132.86	22.24	63.2	40.96	65	12	5 PVC	SS	Auger	#3 Monterey Sand	2259714.02	6352991.06
IW-04	10/1/1992	QAL	2135.09	22.24	62.94	40.7	65	12	5 SS	0.02 SS	Auger	#3 Monterey Sand	2259864.23	6352976.98
IW-05	10/2/1992	QAL	2136.94	21.15	61.73	40.58	65.5	12	5 SS	0.02 SS	Auger	#3 Monterey Sand	2259983.46	6352957.53
MW-01	12/7/1989	MEF	2176.98	116	126	10	128	8.5	4 PVC	0.02 SS	Air Rotary	sand	2257058.04	6354553.36
MW-02	12/4/1989	MEF	2170.10	73	93	20	102	8.5	4 PVC	0.02 SS	Air Rotary	sand	2257645.78	6354590.74
MW-03	12/19/1989	MEF	2169.36	260	270	10	272	10	4 PVC	0.02 SS	Dual Tube	sand	2257626.70	6354550.26
MW-04	12/9/1989	QAL	2160.02	62	82.4	20.4	85	12	4 PVC	0.01 SS	Hollow Stem Auger	sand	2258236.38	6354340.21
MW-05	12/10/1989	QAL	2121.40	23.6	43.6	20	43.6	12	4 PVC	0.01 SS	Hollow Stem Auger	sand	2258857.21	6352378.39

Notes:

HSU - Hydrostratigraphic unit
TOC - Top of casing.
TOS - Top of screen.
BOS - Bottom of screen.
PVC - Polyvinylchloride.
SS - Stainless steel.
NA - Not available
* - Well destroyed
QAL - Quaternary alluvium.
QAL/MEF - Quaternary alluvium/weathered Mt Eden formation.
MEF - Mount Eden formation.
Granite - Granite/Metamorphic Basement Material

Vapor monitoring well with permanent air line connector between TOS and well casing. Not usable for water level measurement, groundwater sampling, etcetera.

Beaumont Site 1
Well Construction Summary

Well ID	Date Installed	Formation Screened	Elevation (TOC, feet)	Depth to TOS (feet)	Depth to BOS (feet)	Screen Length (feet)	Reported Borehole Depth (feet)	Borehole Diameter (inches)	Casing Diameter (inches) & Material	Screen Slot Size (inches) & Material	Drilling Method	Filter Pack	Northing Coordinate	Easting Coordinate
MW-06	12/10/1989	QAL	2121.76	104	114	10	114	8.5	4 PVC	0.02 SS	Air Rotary	sand	2258893.32	6352396.27
MW-07	12/14/1989	QAL	2176.52	80	90	10	90	8.5	4 PVC	0.02 SS	Air Rotary	sand	2257028.67	6354516.68
MW-08	12/3/1989	QAL	2090.53	13.1	33.6	20.5	33.6	12	4 PVC	0.02 SS	Hollow Stem Auger	sand	2257714.79	6350475.33
MW-09	12/1/1989	QAL	2089.16	115	125	10	125	8.5	4 PVC	0.02 SS	Air Rotary	sand	2257725.76	6350417.36
MW-10	12/6/1989	QAL	2179.40	78.6	99	20.4	99	12	4 PVC	0.01 SS	Hollow Stem Auger	sand	2257724.37	6355816.62
MW-11	12/1/1989	QAL	2122.61	46	66	20	70	12	4 PVC	0.02 SS	Auger	sand	2260663.02	6351744.17
MW-12	12/2/1989	QAL	2098.49	29	49	20	55	12	4 PVC	0.01 SS	Auger	sand	2260194.79	6350552.82
MW-13	12/5/1989	QAL	2057.89	16	36	20	38	12	4 PVC	0.01 SS	Auger	sand	2258627.49	6349202.76
MW-14	12/7/1989	QAL	2029.67	29	49	20	50	12	4 PVC	0.01 SS	Auger	sand	2256962.95	6348090.00
MW-15	12/21/1989	QAL	2009.76	81	91	10	93	10	4 PVC	0.02 SS	Dual Tube	sand	2256727.72	6346418.44
MW-16*	12/9/1989	QAL/MEF	1811.64	8	13	5	15	6	2 PVC	0.02 SS	Auger	sand	2254217.78	6339843.04
MW-17	12/11/1989	QAL	2140.40	44	64	20	65	12	4 PVC	0.01 SS	Auger	sand	2257661.20	6352571.84
MW-18	12/13/1989	QAL	2008.69	30	50	20	52	12	4 PVC	0.01 SS	Auger	sand	2256702.80	6346372.61
MW-19	12/13/1989	QAL	2118.49	25	45	20	50	12	4 PVC	0.01 SS	Auger	sand	2258290.93	6352080.87
MW-20	1/21/1991	QAL	2162.03	65	95	30	135	12	5 PVC	0.02 SS	Auger	sand	2257581.65	6353891.41
MW-21*	1/24/1991	QAL	2160.73	70	100	30	165	12	5 PVC	0.02 SS	Auger	#3 sand	2257920.11	6354242.32
MW-22	1/28/1991	QAL	2170.73	74	114	40	120	12	5 PVC	0.02 SS	Auger	#3 sand	2257810.01	6354920.86
MW-23	8/13/1992	QAL	2162.01	85	115	30	119	12	5 PVC	0.02 SS	Auger	sand	2257901.73	6354260.26
MW-24*	9/29/1992	MEF	2182.89	85	105	20	105	8	2 PVC	0.02 SS	Auger	#3 Lonestar Sand	2257107.84	6355167.65
MW-25	Converted to EW-12													
MW-26	1/30/1991	MEF	2183.81	88	128	40	129	12	5 PVC	PVC	Auger	sand	2257102.14	6355184.09
MW-27	2/8/1991	QAL	2182.73	29	91	62	92	10	4 PVC	0.02 CS	Auger	sand	2257608.44	6355783.09
MW-28	2/20/1991	QAL	2160.84	120	130	10	134	10	4 PVC	0.02 SS	Auger	#0/30 sand	2257576.45	6353871.20
MW-29	12/3/1991	MEF	2115.09	23.7	48.7	25	50	10	4 PVC	0.02 SS	Dual Tube	#3 sand	2259045.17	6351747.30
MW-30	2/13/1991	QAL	2161.47	90	124	34	125	12	4	0.02 SS	Auger	sand	2257927.37	6354263.47
MW-31	2/9/1991	Granite	2186.52	180	190	10	195	10	4 PVC	0.02 SS	Air Rotary	#30 Lonestar Sand	2257052.12	6355245.18
MW-32	2/11/1991	Granite	2176.61	210	220	10	223	10	4 PVC	0.02 SS	Air Rotary	#3 Lonestar Sand	2257072.07	6354514.91
MW-34	2/18/1991	QAL	2153.80	62	82	20	85	10	4 PVC	0.02 SS	Auger	sand	2258631.50	6354396.24
MW-35	3/7/1991	QAL	2170.98	60	80	20	140	10	4 PVC	0.02 SS	Auger	sand	2256935.26	6354082.48
MW-36	3/14/1991	QAL	2205.18	85	105	20	105	8	2 PVC	0.02 SS	Auger	sand	2256344.47	6356239.06
MW-37*	2/27/1991	QAL	2040.97	40	60	20	62	10	4 PVC	0.02 SS	Auger	#3 sand	2257854.91	6348823.26
MW-38	2/25/1991	MEF	2030.29	60	80	20	82	10	4 PVC	0.02 SS	Auger	#0/30 sand	2257454.82	6346666.84

Notes:

HSU - Hydrostratigraphic unit
TOC - Top of casing.
TOS - Top of screen.
BOS - Bottom of screen.

PVC - Polyvinylchloride.
SS - Stainless steel.
NA - Not available
* - Well destroyed

QAL - Quaternary alluvium.
QAL/MEF - Quaternary alluvium/weathered Mt Eden formation.
MEF - Mount Eden formation.
Granite - Granite/Metamorphic Basement Material

Vapor monitoring well with permanent air line connector between TOS and well casing. Not usable for water level measurement, groundwater sampling, etcetera.

Beaumont Site 1
Well Construction Summary

Well ID	Date Installed	Formation Screened	Elevation (TOC, feet)	Depth to TOS (feet)	Depth to BOS (feet)	Screen Length (feet)	Reported Borehole Depth (feet)	Borehole Diameter (inches)	Casing Diameter (inches) & Material	Screen Slot Size (inches) & Material	Drilling Method	Filter Pack	Northing Coordinate	Easting Coordinate
MW-39	3/11/1991	QAL	2144.18	60	80	20	86	10	4 PVC	0.02 SS	Auger	#0/30 sand	2258498.72	6353448.17
MW-40	2/19/1991	MEF	2126.39	46	66	20	67	10	4 PVC	0.02 SS	Auger	#3 sand	2259838.14	6351864.47
MW-41	12/10/1991	MEF	2133.95	35	55	20	55	10	4 PVC	0.02 SS	Auger	#3 sand	2258643.97	6353070.45
MW-42*	12/4/1991	QAL	2092.55	13.2	34.2	21	36	10	4 PVC	0.02 SS	Auger	#3 sand	2258712.61	6351089.85
MW-43	12/6/1991	QAL	2068.58	8.4	23.4	15	115.5	10	4 PVC	0.02 SS	Auger	#3 sand	2258143.23	6349757.83
MW-44	12/11/1991	QAL	2128.69	34	54	20	59	10	4 PVC	0.02 SS	Auger	#3 sand	2259457.27	6352586.04
MW-45	12/10/1991	QAL	2071.63	43	53	10	55	12	4 PVC	0.02 PVC	Auger	#3 sand	2258164.99	6349744.05
MW-46	9/28/1992	QAL	2072.17	41.5	61.5	20	89	10	4 PVC	0.02 SS	Auger	#3 sand	2257789.20	6349281.03
MW-47	2/3/1993	QAL	2077.68	43	53	10	54	12	4 PVC	0.02 PVC	Auger	#3 sand	2257976.14	6350052.10
MW-48	8/12/1992	QAL	2076.50	8.7	23.7	15	54	10	4 PVC	0.02 SS	Auger	#3 sand	2257996.44	6350062.85
MW-49	12/20/1991	QAL	2130.92	30.5	52	21.5	114	10	4 PVC	0.02 SS	Auger	#3 sand	2258222.62	6352603.28
MW-50	12/19/1991	QAL	2151.43	54	74	20	74	10	4 PVC	0.02 SS	Auger	#3 sand	2257729.44	6353228.78
MW-51	8/14/1992	QAL	2138.36	39	59.5	20.5	67	10	4 PVC	0.03 SS	Auger	#3 Monterey Sand	2258149.87	6352864.06
MW-52	8/17/1992	QAL	2136.18	37	57.48	20.48	65	10	4 PVC	0.03 SS	Auger	#3 Monterey Sand	2258356.65	6352888.10
MW-53	8/20/1992	QAL	2153.29	53	74.21	21.21	78	10	4 PVC	0.03 SS	Auger	#3 Monterey Sand	2257578.64	6353192.67
MW-54	8/19/1992	QAL	2153.44	53	74.21	21.21	80	10	4 PVC	0.03 SS	Auger	#3 Monterey Sand	2257980.15	6353738.65
MW-55	8/19/1992	QAL	2166.66	67	87.2	20.2	93	10	4 PVC	0.03 SS	Auger	#3 Monterey Sand	2257570.19	6354244.25
MW-56A	8/27/1992	MEF	2143.09	175.73	178	2.27	183	8	2 PVC/SS	0.02 SS	Auger	#3 Monterey Sand	2258203.23	6353242.36
MW-56B	8/27/1992	QAL	2142.58	88.68	91	2.32	95.5	8	2 PVC/SS	0.02 SS	Auger	#3 Monterey Sand	2258211.04	6353240.50
MW-56C	8/31/1992	QAL	2142.77	48.2	58.45	10.25	63.8	8	2 PVC/SS	0.02 SS	Auger	#3 Monterey Sand	2258218.66	6353238.45
MW-56D	9/11/1992	QAL	2142.48	71.7	74	2.3	75	8	2 PVC/SS	0.02 SS	Auger	#3 Monterey Sand	2258225.71	6353237.21
MW-57A	9/8/1992	QAL	2145.98	58.73	69	10.27	75	8	2 PVC	0.02 SS	Auger	#3 Monterey Sand	2258137.72	6353415.06
MW-57B	9/9/1992	QAL	2146.19	93.73	96	2.27	98	8	2 PVC/SS	0.02 SS	Auger	#3 Monterey Sand	2258143.49	6353416.17
MW-57C	9/10/1992	QAL	2146.02	81.24	84.5	3.26	85	8	2 PVC/SS	0.02 SS	Auger	#3 Monterey Sand	2258147.84	6353417.31
MW-57D	9/10/1992	QAL	2146.10	44.73	56	11.27	57	8	2 PVC	0.02 SS	Auger	#3 Monterey Sand	2258153.72	6353418.48
MW-58A	9/14/1992	QAL	2140.73	78.3	81	2.7	88.5	8	2 PVC/SS	0.02 SS	Auger	#3 Monterey Sand	2258190.29	6353019.31
MW-58B	9/14/1992	QAL	2140.78	39.71	49.96	10.25	50	8	2 PVC	0.02 SS	Auger	#3 Monterey Sand	2258185.71	6353023.76
MW-58C	9/14/1992	QAL	2141.02	57.29	59.56	2.27	60	8	2 PVC/SS	0.02 SS	Auger	#3 Monterey Sand	2258180.97	6353027.45
MW-58D	9/15/1992	QAL	2140.94	67.74	70	2.26	70	8	2 PVC/SS	0.02 SS	Auger	#3 Monterey Sand	2258177.48	6353030.31
MW-59A	8/26/1992	MEF	2180.14	138	140	2	144	8	2 PVC/SS	0.02 SS	Auger	#3 Monterey Sand	2257296.69	6354998.95
MW-59B	9/4/1992	MEF	2180.39	97	107	10	110	8	2 PVC/SS	0.02 SS	Auger	#3 Monterey Sand	2257291.51	6355004.94
MW-59C	9/10/1992	MEF	2179.93	132	134	2	135.5	8	2 PVC/SS	0.02 SS	Auger	#3 Monterey Sand	2257287.78	6355009.89

Notes:

HSU - Hydrostratigraphic unit
TOC - Top of casing.
TOS - Top of screen.
BOS - Bottom of screen.
PVC - Polyvinylchloride.
SS - Stainless steel.
NA - Not available
* - Well destroyed
QAL - Quaternary alluvium.
QAL/MEF - Quaternary alluvium/weathered Mt Eden formation.
MEF - Mount Eden formation.
Granite - Granite/Metamorphic Basement Material

Vapor monitoring well with permanent air line connector between TOS and well casing. Not usable for water level measurement, groundwater sampling, etcetera.

Beaumont Site 1
Well Construction Summary

Well ID	Date Installed	Formation Screened	Elevation (TOC, feet)	Depth to TOS (feet)	Depth to BOS (feet)	Screen Length (feet)	Reported Borehole Depth (feet)	Borehole Diameter (inches)	Casing Diameter (inches) & Material	Screen Slot Size (inches) & Material	Drilling Method	Filter Pack	Northing Coordinate	Easting Coordinate
MW-59D	9/10/1992	MEF	2180.53	118	120	2	125	8	2 PVC/SS	0.02 SS	Auger	#3 Monterey Sand	2257284.05	6355014.89
MW-60A	9/2/1992	MEF	2182.59	131.73	134	2.27	149	8	2 PVC/SS	0.02 SS	Auger	#3 Monterey Sand	2257410.30	6355268.25
MW-60B	9/2/1992	MEF	2182.77	111.73	114	2.27	119	8	2 PVC/SS	0.02 SS	Auger	#3 Monterey Sand	2257404.79	6355271.86
MW-61A	9/1/1992	MEF	2186.95	148	150	2	155	8	2 PVC/SS	0.02 SS	Auger	#3 Monterey Sand	2257068.74	6355341.32
MW-61B	9/2/1992	MEF	2186.77	92	102	10	105	8	2 PVC/SS	0.02 SS	Auger	#3 Monterey Sand	2257066.44	6355334.25
MW-61C	9/8/1992	MEF	2186.84	128	130	2	135	8	2 PVC/SS	0.02 SS	Auger	#3 Monterey Sand	2257063.54	6355327.16
MW-61D	9/9/1992	MEF	2186.83	114	116	2	120	8	2 PVC	0.02 SS	Auger	#3 Monterey Sand	2257059.39	6355321.62
MW-62A	10/20/1992	QAL	2131.32	38.4	41.1	2.7	45	8	2 PVC	0.02 SS	Auger	#3 Monterey Sand	2258577.02	6352815.94
MW-62B	10/20/1992	QAL	2131.49	62.23	64.5	2.27	65	8	2 PVC/SS	0.02 SS	Auger	#3 Monterey Sand	2258579.95	6352811.45
MW-63	2/4/1993	QAL	2156.20	21.5	63	41.5	64	10	5 PVC	0.02 CS	Auger	#3 Monterey Sand	2257763.69	6353782.09
MW-64	2/5/1993	QAL	2128.41	29.75	40.05	10.3	41	8	2 PVC	0.02 SS	Auger	#3 Monterey Sand	2258707.80	6352707.58
MW-65	2/9/1993	QAL	2128.92	23.5	45	21.5	47	10	5 PVC	0.02 SS	Auger	#3 Monterey Sand	2258731.35	6352702.17
MW-66	2/10/1993	QAL	2130.43	37.75	47.75	10	50	18	2 PVC	0.02 SS	Auger	#3 Monterey Sand	2259427.31	6352841.14
MW-67	7/21/2003	QAL	1799.54	7	12	5	15	6	2 PVC	0.02 PVC	Hollow Stem Auger	#2/12 Lonestar Sand	2254198.84	6338919.86
MW-68	4/25/2007	QAL	2144.69	24.4	39.4	15	35	10	4 PVC	0.02	Hollow Stem Auger	2/12 Sand	2259114.61	6353736.48
MW-69	4/24/2007	QAL	2143.26	24.6	50	25	50.5	10	4 PVC	0.02	Hollow Stem Auger	2/12 Sand	2258868.45	6353643.97
MW-70	4/27/2007	QAL	1973.31	20	35	15	35.9	10	4 PVC	0.02	Hollow Stem Auger	2/12 Sand	2256003.50	6345426.32
MW-71A	10/16/2007	Granite	2193.77	190	200	10	202	14	3 PVC	0.02	Air Rotary	2/16 Sand	2257048.23	6355825.59
MW-71B	10/16/2007	QAL/MEF	2194.01	60	90	30	202	14	3 PVC	0.02	Air Rotary	2/16 Sand	2257048.23	6355825.59
MW-71C	10/16/2007	MEF	2193.87	120	130	10	202	14	3 PVC	0.02	Air Rotary	2/16 Sand	2257048.23	6355825.59
MW-72A	11/9/2007	Granite	2199.06	190	200	10	205	14	3 PVC	0.02	Air Rotary	2/16 Sand	2256522.75	6355784.19
MW-72B	11/9/2007	MEF	2199.22	120	130	10	205	14	3 PVC	0.02	Air Rotary	2/16 Sand	2256522.62	6355783.72
MW-72C	11/9/2007	QAL	2199.35	66	96	30	205	14	3 PVC	0.02	Air Rotary	2/16 Sand	2256523.07	6355783.89
MW-73A	11/1/2007	Granite	2189.39	190	200	10	207	14	3 PVC	0.02	Air Rotary	2/16 Sand	2256552.62	6355198.11
MW-73B	11/1/2007	MEF	2189.48	120	130	10	207	14	3 PVC	0.02	Air Rotary	2/16 Sand	2256552.29	6355197.40
MW-73C	11/1/2007	QAL	2189.65	65	95	30	207	14	3 PVC	0.02	Air Rotary	2/16 Sand	2256552.42	6355198.37
MW-74A	10/24/2007	Granite	2199.66	190	200	10	202	14	3 PVC	0.02	Air Rotary	2/16 Sand	2256827.80	6356481.10
MW-74B	10/24/2007	Granite	2199.81	120	130	10	202	14	3 PVC	0.02	Air Rotary	2/16 Sand	2256827.58	6356480.74
MW-74C	10/24/2007	MEF	2199.96	60	90	30	202	14	3 PVC	0.02	Air Rotary	2/16 Sand	2256827.38	6356481.03
MW-75A	8/22/2007	MEF	2149.44	160	170	10	171	8	3 PVC	0.02	Sonic	2/16 Sand	2256968.32	6352190.41
MW-75B	10/24/2007	QAL	2149.51	30	60	30	62	10	4 PVC	0.02	Hollow Stem Auger	2/16 Sand	2256961.84	6352188.78

Notes:

HSU - Hydrostratigraphic unit
TOC - Top of casing.
TOS - Top of screen.
BOS - Bottom of screen.

PVC - Polyvinylchloride.
SS - Stainless steel.
NA - Not available
* - Well destroyed

QAL - Quaternary alluvium.
QAL/MEF - Quaternary alluvium/weathered Mt Eden formation.
MEF - Mount Eden formation.
Granite - Granite/Metamorphic Basement Material

Vapor monitoring well with permanent air line connector between TOS and well casing. Not usable for water level measurement, groundwater sampling, etcetera.

Beaumont Site 1
Well Construction Summary

Well ID	Date Installed	Formation Screened	Elevation (TOC, feet)	Depth to TOS (feet)	Depth to BOS (feet)	Screen Length (feet)	Reported Borehole Depth (feet)	Borehole Diameter (inches)	Casing Diameter (inches) & Material	Screen Slot Size (inches) & Material	Drilling Method	Filter Pack	Northing Coordinate	Easting Coordinate
MW-75C	10/24/2007	QAL	2150.02	119	129	10	130	10	4 PVC	0.02	Hollow Stem Auger	2/16 Sand	2256969.80	6352185.55
MW-76A	8/14/2007	MEF	2105.91	190	200	10	220	8	3 PVC	0.02 SS	Sonic	2/16 Sand	2258045.57	6351262.47
MW-76B	9/7/2007	QAL	2105.40	15	35	20	37	10	4 PVC	0.02 SS	Hollow Stem Auger	2/16 Sand	2258043.95	6351257.53
MW-76C	9/27/2007	QAL	2106.29	116	126	10	128	10	4 PVC	0.02 SS	Mud Rotary	2/16 Sand	2258050.78	6351268.86
MW-77A	7/30/2007	MEF	1930.62	119	129	10	137	8	3 PVC	0.02 SS	Sonic	2/16 Sand	2254860.48	6344356.99
MW-77B	9/5/2007	MEF	1930.88	15	45	30	47	10	4 PVC	0.02 SS	Hollow Stem Auger	2/16 Sand	2254867.18	6344358.39
MW-78	10/5/2007	Granite	2182.63	190	200	10	201	10	3 PVC	0.02 SS	Air Rotary	2/16 Sand	2257430.13	6355252.89
MW-79A	8/28/2007	MEF	2142.00	180	190	10	190.4	8	3 PVC	0.02 SS	Sonic	2/16 Sand	2257651.44	6352583.80
MW-79C	9/26/2007	QAL	2142.07	143	153	10	156	10	4 PVC	0.02 SS	Air / Mud Rotary	2/16 Sand	2257642.93	6352581.36
MW-80	8/8/2007	MEF	2070.47	112	122	10	125	8	3 PVC	0.02 SS	Sonic	2/16 Sand	2258107.18	6349707.76
MW-81	8/3/2007	MEF	2010.72	120	130	10	130.4	8	3 PVC	0.02 SS	Sonic	2/16 Sand	2256725.00	6346384.83
MW-82	7/22/2008	QAL	1974.17	16.88	36.88	20	36	10.5	4 PVC	0.020 PVC	Hollow Stem Auger	2/12 Sand	2256036.22	6345273.55
MW-83	7/22/2008	QAL	1976.93	15.79	35.79	20	34.5	10.5	4 PVC	0.020 PVC	Hollow Stem Auger	2/12 Sand	2256142.69	6345338.88
MW-84A	9/10/2008	MEF	2010.02	85	95	10	95	6	2 PVC	0.02 SS	Sonic	2/16 sand	2256517.74	630158.98
MW-84B	11/24/2008	MEF	2011.19	130	140	10	147	6	2 PVC	0.02 SS	Sonic	2/16 sand	2256531.06	6340167.65
MW-85A	10/2/2008	MEF	1929.31	89.6	99.6	10	100.6	6	2 PVC	0.02 SS	Sonic	2/16 sand	2256494.75	6342941.08
MW-85B	12/10/2008	MEF	1928.74	5	25	20	26	8	2 PVC	0.02 SS	Hollow Stem Auger	2/16 sand	2256494.31	6342934.52
MW-86A	10/28/2008	MEF	1923.21	90	100	10	100	6	2 PVC	0.02 SS	Sonic	2/16 sand	2256229.89	6342904.12
MW-86B	10/28/2008	QAL/MEF	1923.21	10	30	20	100	10	2 PVC	0.02 SS	Sonic	2/16 sand	2256229.60	6342904.20
MW-87A	11/7/2008	MEF	1938.92	90	100	10	101	6	2 PVC	0.02 SS	Sonic	2/16 sand	2256066.27	6343446.58
MW-87B	10/24/2008	MEF	1938.82	15	35	20	101	10	2 PVC	0.02 SS	Sonic	2/16 sand	2256066.21	6343446.33
MW-88	11/10/2008	QAL	2141.97	30	50	20	50	8	2 PVC	0.02 SS	Hollow Stem Auger	2/16 sand	2259000.92	6353826.74
MW-89	11/11/2008	QAL	2130.82	20	40	20	41	8	2 PVC	0.02 SS	Hollow Stem Auger	2/16 sand	2259105.73	6353334.82
MW-90	11/12/2008	QAL	2147.71	35	55	20	60	8	2 PVC	0.02 SS	Hollow Stem Auger	2/16 sand	2258770.88	6353860.67
MW-91	11/14/2008	MEF	2144.85	30	50	20	51	8	2 PVC	0.02 SS	Hollow Stem Auger	2/16 sand	2259137.35	6353801.84
MW-92	11/12/2008	MEF	1919.83	17	37	20	100	6	2 PVC	0.02 SS	Sonic	2/16 sand	2256139.73	6342896.65
MW-93	11/14/2008	MEF	1931.47	25	45	20	50	8	2 PVC	0.02 SS	Hollow Stem Auger	2/16 sand	2255921.73	6343278.64
MW-94	11/17/2008	MEF	1936.55	19	39	20	40	8	2 PVC	0.02 SS	Hollow Stem Auger	2/16 sand	2255902.90	6343431.50
MW-95	11/13/2008	MEF	1920.80	17	37	20	100	6	2 PVC	0.02 SS	Sonic	2/16 sand	2256148.30	6342971.62
MW-96	12/3/2008	MEF	1998.63	87	97	10	97.82	8	2 PVC	0.02 SS	Sonic	2/16 sand	2256450.16	6340194.68
MW-97	12/9/2008	MEF	1996.47	80	90	10	91	6	2 PVC	0.02 SS	Sonic	2/16 sand	2256464.36	6340092.58

Notes:

HSU - Hydrostratigraphic unit
TOC - Top of casing.
TOS - Top of screen.
BOS - Bottom of screen.

PVC - Polyvinylchloride.
SS - Stainless steel.
NA - Not available
* - Well destroyed

QAL - Quaternary alluvium.
QAL/MEF - Quaternary alluvium/weathered Mt Eden formation.
MEF - Mount Eden formation.
Granite - Granite/Metamorphic Basement Material

Vapor monitoring well with permanent air line connector between TOS and well casing. Not usable for water level measurement, groundwater sampling, etcetera.

Beaumont Site 1
Well Construction Summary

Well ID	Date Installed	Formation Screened	Elevation (TOC, feet)	Depth to TOS (feet)	Depth to BOS (feet)	Screen Length (feet)	Reported Borehole Depth (feet)	Borehole Diameter (inches)	Casing Diameter (inches) & Material	Screen Slot Size (inches) & Material	Drilling Method	Filter Pack	Northing Coordinate	Easting Coordinate
MW-98A	12/21/2008	MEF	2141.68	140	150	10	152	6	2 PVC	0.02 SS	Sonic	2/16 sand	2258941.72	6353555.28
MW-98B	1/4/2009	MEF	2141.73	30	50	20	52	8	2 PVC	0.02 SS	Sonic	2/16 sand	2258932.42	6353559.11
MW-99	1/4/2009	MEF	2144.63	134.5	144.5	10	145	8	2 PVC	0.02 SS	Sonic	2/16 sand	2259108.19	6353733.49
MW-100	2/2/2009	Granite	1525.79	145	175	30	175.2	8	4 PVC	0.02 SS	Sonic	2/16 sand	2251220.02	6334811.73
MW-101	11/4/2009	QAL	2095.90	8.5	28.5	20	30	10	4 PVC	0.02 SS	Hollow Stem Auger	2/16 sand	2258667.57	6351196.24
MW-102	11/2/2009	QAL	2067.21	28	48	20	50	10	4 PVC	0.02 SS	Hollow Stem Auger	2/16 sand	2258070.24	6349087.41
MW-103	11/18/2010	QAL	2075.88	12.18	22.18	10	20	8	2 PVC	0.02	Hollow Stem Auger	2/12	2258782.75	6350222.45
MW-104	11/17/2010	QAL	2087.47	12.29	22.29	10	20	8	2 PVC	0.02	Hollow Stem Auger	2/12	2258538.52	6350733.10
MW-105	11/17/2010	QAL	2092.23	10.09	20.09	10	19	8	2 PVC	0.02	Hollow Stem Auger	2/12	2258837.13	6351020.71
MW-106	11/17/2010	QAL	2085.25	16.92	26.92	10	26	8	2 PVC	0.02	Hollow Stem Auger	2/12	2258848.11	6350660.76
MW-107	11/16/2010	QAL	2084.84	20.09	30.09	10	27	8	2 PVC	0.02	Hollow Stem Auger	2/12	2258964.99	6350529.61
MW-108	11/16/2010	QA/MEF	2087.22	17.56	27.56	10	26	8	2 PVC	0.02	Hollow Stem Auger	2/12	2259060.94	6350702.67
MW-109	11/23/2010	QA/MEF	2092.86	11.16	21.16	10	20	8	2 PVC	0.02	Hollow Stem Auger	2/12	2259150.62	6350889.15
OW-01	5/25/1983	QAL	2204.62	56	66	10	70	8	2 PVC	NA	Auger	NA	2255765.34	6356304.26
OW-02	5/26/1983	QAL	2078.97	10	20	10	50	8	2 PVC	NA	Auger	NA	2258546.55	6350335.84
OW-03	5/26/1983	QAL	2143.65	46	56	10	70	8	2 PVC	NA	Auger	NA	2258204.77	6353263.63
OW-04	5/26/1983	QAL	2209.39	58	68	10	70	8	2 PVC	NA	Auger	NA	2266497.54	6351060.65
OW-05	5/27/1983	QAL	2160.85	56	66	10	66	8	2 PVC	NA	Auger	NA	2262289.32	6351132.28
OW-06	5/27/1983	QAL	NA	NA	NA	NA	40	8	2 PVC	NA	Auger	NA	NA	NA
OW-07	5/27/1983	QAL	NA	37	47	10	49	8	2 PVC	NA	Auger	NA	NA	NA
OW-08	5/27/1983	QAL	2036.33	51	61	10	64	8	2 PVC	NA	Auger	NA	2257609.46	6347084.33
P-02	12/5/1991	QAL	2081.15	24.7	34.7	10	36	8	2 PVC	0.02 PVC	Auger	#3 sand	2259267.86	6350272.58
P-03	12/4/1991	QAL	2140.25	47.7	57.7	10	58	8	2 PVC	0.02 PVC	Auger	#3 sand	2260155.39	6352716.56
P-04	12/7/1991	QAL	2112.63	38.7	48.7	10	49	8	2 PVC	0.02 PVC	Auger	#3 sand	2260827.79	6350839.64
P-05	12/8/1991	QAL	2162.20	61.4	71.41	10.01	120	8	2 PVC	0.02 PVC	Auger	#3 sand	2256560.28	6352856.72
P-06S	11/5/2008	QAL	2034.44	14	34	10	97	9	1.5 PVC	0.02 PVC	Sonic	2/16 Sand	2257107.09	6347920.53
P-06D	11/5/2008	QAL	2034.41	50	95	45	97	9	1.5 PVC	0.02 PVC	Sonic	2/16 Sand	2257107.09	6347920.71
P-07	10/31/2008	QAL	2034.60	20	95	75	97	6	2 PVC	0.02 PVC	Sonic	2/16 Sand	2257051.33	6347873.46
P-08	11/10/2008	QAL	2030.87	18	93	75	97	6	2 PVC	0.02 PVC	Sonic	2/16 Sand	2257043.92	6347962.92
VEW-06	9/14/1992	QAL/MEF	2183.08	49	69	20	69.5	10	4 PVC	0.02 SS	Auger	#3 Monterey Sand	2257245.90	6355341.76
VEW-08	9/15/1992	QAL/MEF	2185.15	32	52	20	53	10	4 PVC	0.02 SS	Auger	#3 Monterey Sand	2257051.09	6355411.38

Notes:

HSU - Hydrostratigraphic unit
TOC - Top of casing.
TOS - Top of screen.
BOS - Bottom of screen.

PVC - Polyvinylchloride.
SS - Stainless steel.
NA - Not available
* - Well destroyed

QAL - Quaternary alluvium.
QAL/MEF - Quaternary alluvium/weathered Mt Eden formation.
MEF - Mount Eden formation.
Granite - Granite/Metamorphic Basement Material

Vapor monitoring well with permanent air line connector between TOS and well casing. Not usable for water level measurement, groundwater sampling, etcetera.

Beaumont Site 1
Well Construction Summary

Well ID	Date Installed	Formation Screened	Elevation (TOC, feet)	Depth to TOS (feet)	Depth to BOS (feet)	Screen Length (feet)	Reported Borehole Depth (feet)	Borehole Diameter (inches)	Casing Diameter (inches) & Material	Screen Slot Size (inches) & Material	Drilling Method	Filter Pack	Northing Coordinate	Easting Coordinate
VEW-10	10/22/1992	QAL/MEF	2183.38	34.76	55	20.24	55.5	8	4 PVC	0.02 SS	Auger	#3 Monterey Sand	2257147.78	6355351.12
VEW-11	10/23/1992	QAL/MEF	2181.81	34.4	54.5	20.1	55	8	4 PVC	0.02 SS	Auger	#3 Monterey Sand	2257143.85	6355231.39
VMW-01	12/26/1990	MEF	2185.22	75.5	77.9	2.4	80	8	2 PVC	0.02 SS	Auger	sand	2257156.62	6355320.70
VMW-02	12/26/1990	MEF	2186.19	75.5	80	4.5	80	8	2 PVC	0.02 SS	Auger	sand	2257090.73	6355312.72
VMW-03	12/27/1990	QAL	2186.18	43.3	45.8	2.5	48	8	2 PVC	0.02 SS	Auger	sand	2257086.04	6355316.47
VMW-04	12/27/1990	MEF	2186.19	75.5	78	2.5	80	8	2 PVC	0.02 SS	Auger	sand	2257063.69	6355302.67
VMW-05	12/27/1990	QAL	2186.23	21.5	24	2.5	25	8	2 PVC	0.02 SS	Auger	sand	2257063.03	6355304.67
VMW-06	12/28/1990	QAL	2186.16	45.5	48	2.5	50	8	2 PVC	0.02 SS	Auger	sand	2257062.61	6355306.84
VMW-07	12/28/1990	QAL	2186.75	47.5	50	2.5	51.5	8	2 PVC	0.02 SS	Auger	sand	2256948.84	6355265.73
VMW-08	12/28/1990	QAL	2186.43	47.5	50	2.5	51.5	8	2 PVC	0.02 SS	Auger	sand	2256965.78	6355249.15
VMW-09	12/28/1990	QAL	2186.57	22.5	25	2.5	27	8	2 PVC	0.02 SS	Auger	sand	2256964.24	6355247.39
VMW-10	1/3/1991	QAL	2185.65	47.5	50	2.5	52	8	2 PVC	0.02 SS	Auger	sand	2257000.20	6355211.69
VMW-11	1/3/1991	QAL	2185.03	77.5	80	2.5	85	8	2 PVC	0.02 SS	Auger	sand	2257035.25	6355176.85
VMW-12	1/2/1991	QAL	2184.92	47.5	50	2.5	52	8	2 PVC	0.02 SS	Auger	sand	2257033.54	6355175.15
VMW-13	1/2/1991	QAL	2184.56	47.5	50	2.5	52	8	2 PVC	0.02 SS	Auger	sand	2257051.64	6355159.78
VMW-14	1/2/1991	QAL	2184.58	77.5	80	2.5	82	8	2 PVC	0.02 SS	Auger	sand	2257050.94	6355157.24
VMW-15	10/14/1992	MEF	2186.48	79	81	2	82	8	2 PVC	NA	Auger	#3 Monterey Sand	2257171.77	6355409.78
VMW-16	10/14/1992	QAL	2186.55	54	56	2	56	8	2 PVC	0.02 SS	Auger	#3 Monterey Sand	2257167.74	6355406.06
VMW-17	10/15/1992	MEF	NA	79	81	2	81	8	2 PVC	0.02 SS	Auger	#3 Monterey Sand	NA	NA
VMW-18	10/15/1992	QAL	2186.86	41	43	2	43	8	2 PVC	0.02 SS	Auger	#3 Monterey Sand	2257010.01	6355334.74
VMW-19	10/16/1992	MEF	2182.48	75	77	2	78	8	2 PVC	0.02 SS	Auger	#3 Monterey Sand	2257283.78	6355151.37
VMW-20	10/16/1992	QAL	2182.97	18	20	2	20	8	2 PVC	NA	Auger	#3 Monterey Sand	2257280.69	6355155.87
VMW-21	2/1/1993	MEF	2184.44	73	75	2	76	8	2 PVC	0.02 PVC	Auger	#3 Lonestar Sand	2257243.14	6355277.45
VMW-22	2/2/1993	QAL	2184.56	37.5	39.5	2	40.3	8	2 PVC	0.02 PVC	Auger	#3 Lonestar Sand	2257241.18	6355282.72
VRW-01	12/19/1990	QAL	2187.35	40	50	10	78	10	2 PVC	0.02 PVC	Auger	#3 sand	2256930.88	6355284.18
VRW-02	12/19/1990	QAL	2182.07	70	80	10	80	10	2 PVC	0.02 PVC	Auger	#3 sand	2257069.03	6355139.98
VRW-03	12/20/1990	MEF	2184.32	68	78	10	80	10	2 PVC	0.02 PVC	Auger	#3 sand	2257132.58	6355331.14
W-01*	NA	NA	NA	NA	NA	NA	388	NA	14	PVC	NA	NA	18552.92	21321.85
W-02*	NA	NA	NA	NA	NA	NA	250	NA	8	PVC	NA	NA	20336.29	24297.95
W-03*	NA	NA	NA	NA	NA	NA	148	NA	12	PVC	NA	NA	22380.89	27779.39
W-05*	NA	NA	NA	NA	NA	NA	127.5	NA	6.3	PVC	NA	NA	18923.52	32118.67

Notes:

HSU - Hydrostratigraphic unit
TOC - Top of casing.
TOS - Top of screen.
BOS - Bottom of screen.
PVC - Polyvinylchloride.
SS - Stainless steel.
NA - Not available
* - Well destroyed
QAL - Quaternary alluvium.
QAL/MEF - Quaternary alluvium/weathered Mt Eden formation.
MEF - Mount Eden formation.
Granite - Granite/Metamorphic Basement Material

Vapor monitoring well with permanent air line connector between TOS and well casing. Not usable for water level measurement, groundwater sampling, etcetera.

APPENDIX D WATER LEVEL HYDROGRAPHS

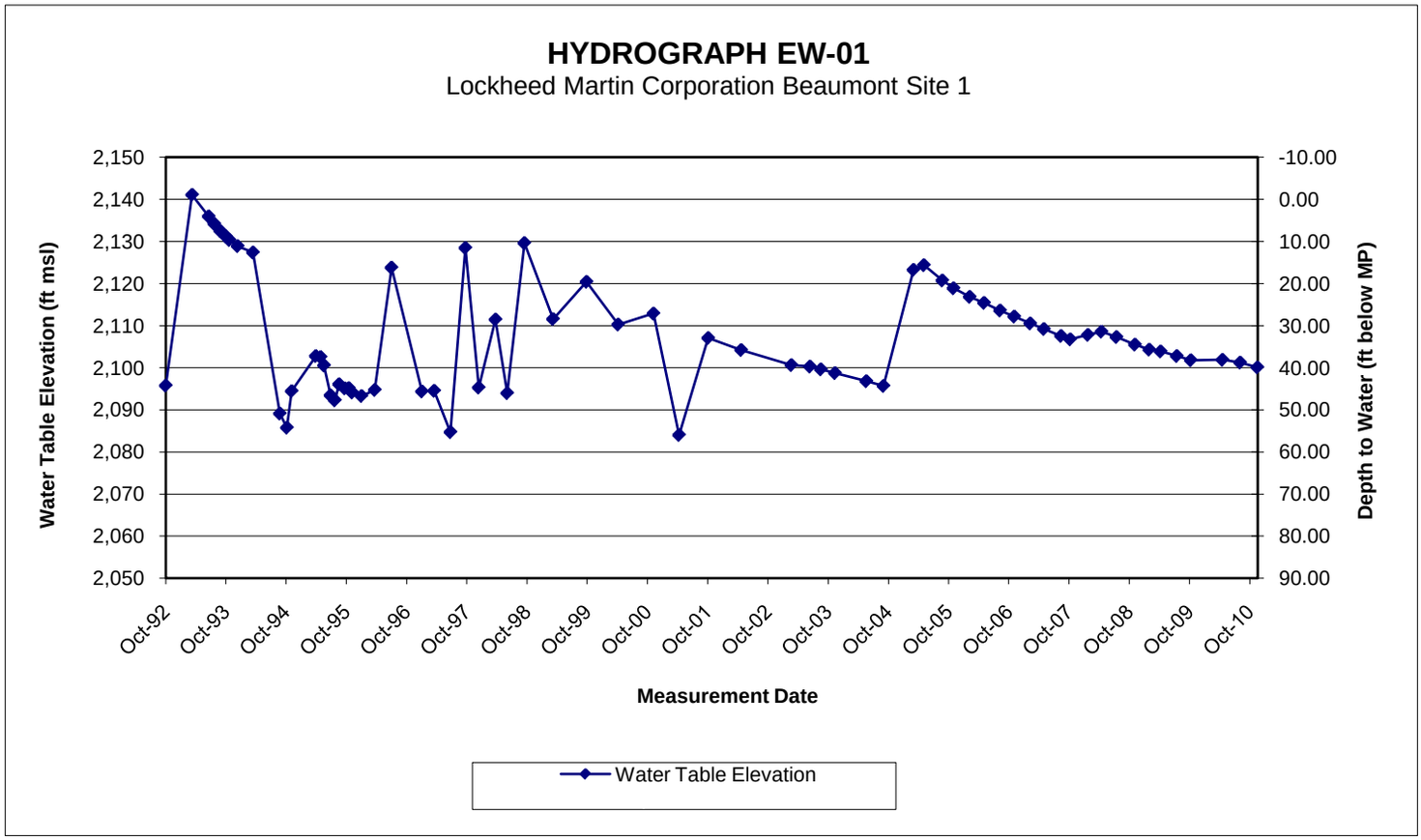
HYDROGRAPH EW-01
Lockheed Martin Corporation Beaumont Site 1
Water Table Elevation (ft msl)
Depth to Water (ft below MP)
2,150
2,140
2,130
2,120
2,110
2,100
2,090
2,080
2,070
2,060
2,050
-10.00
0.00
10.00
20.00
30.00
40.00
50.00
60.00
70.00
80.00
90.00
Oct-92
Oct-93
Oct-94
Oct-95
Oct-96
Oct-97
Oct-98
Oct-99
Oct-00
Oct-01
Oct-02
Oct-03
Oct-04
Oct-05
Oct-06
Oct-07
Oct-08
Oct-09
Oct-10
Measurement Date
Water Table Elevation

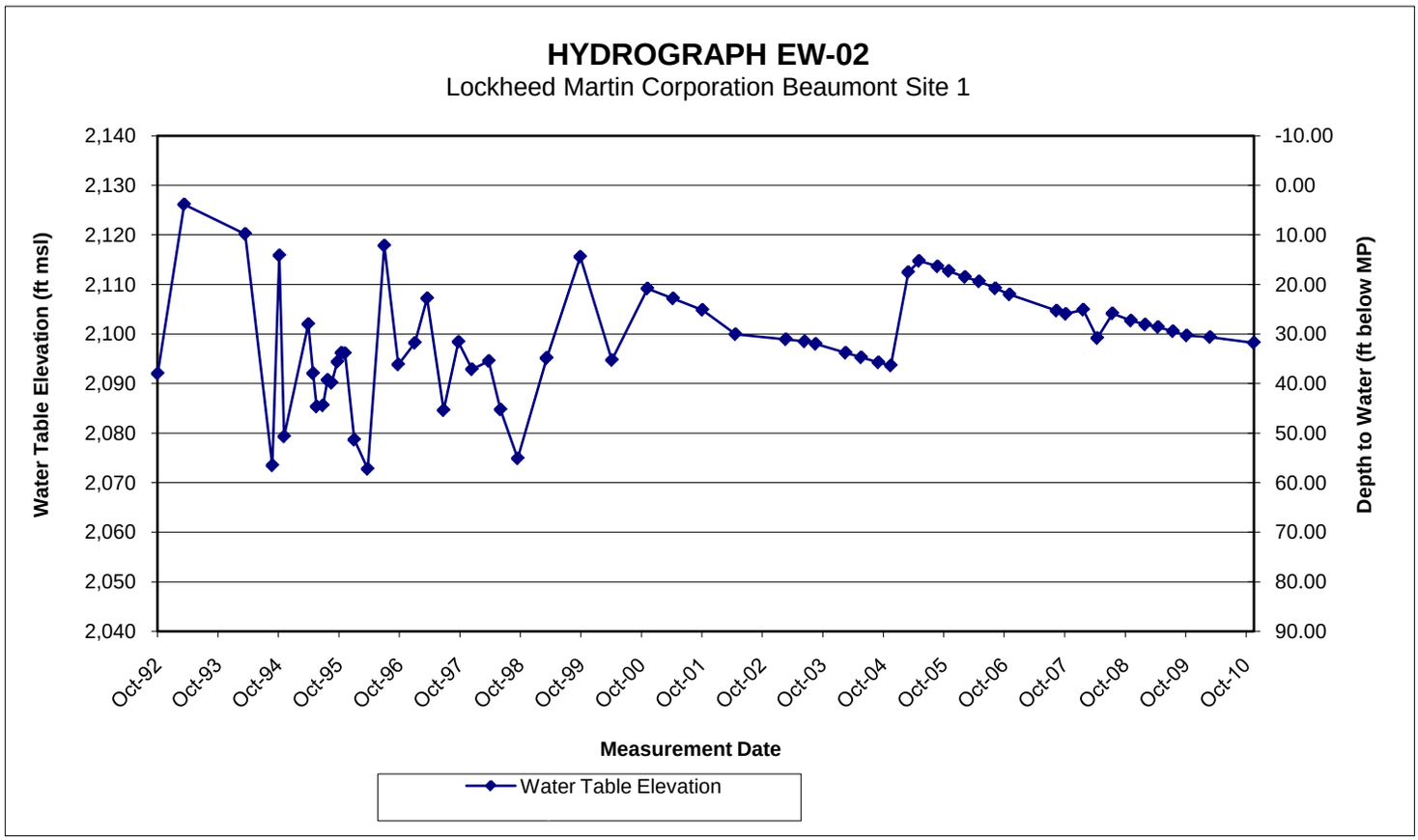
HYDROGRAPH EW-02
Lockheed Martin Corporation Beaumont Site 1
Water Table Elevation (ft msl)
Depth to Water (ft below MP)
2,140
2,130
2,120
2,110
2,100
2,090
2,080
2,070
2,060
2,050
2,040
-10.00
0.00
10.00
20.00
30.00
40.00
50.00
60.00
70.00
80.00
90.00
Oct-92
Oct-93
Oct-94
Oct-95
Oct-96
Oct-97
Oct-98
Oct-99
Oct-00
Oct-01
Oct-02
Oct-03
Oct-04
Oct-05
Oct-06
Oct-07
Oct-08
Oct-09
Oct-10
Measurement Date
Water Table Elevation

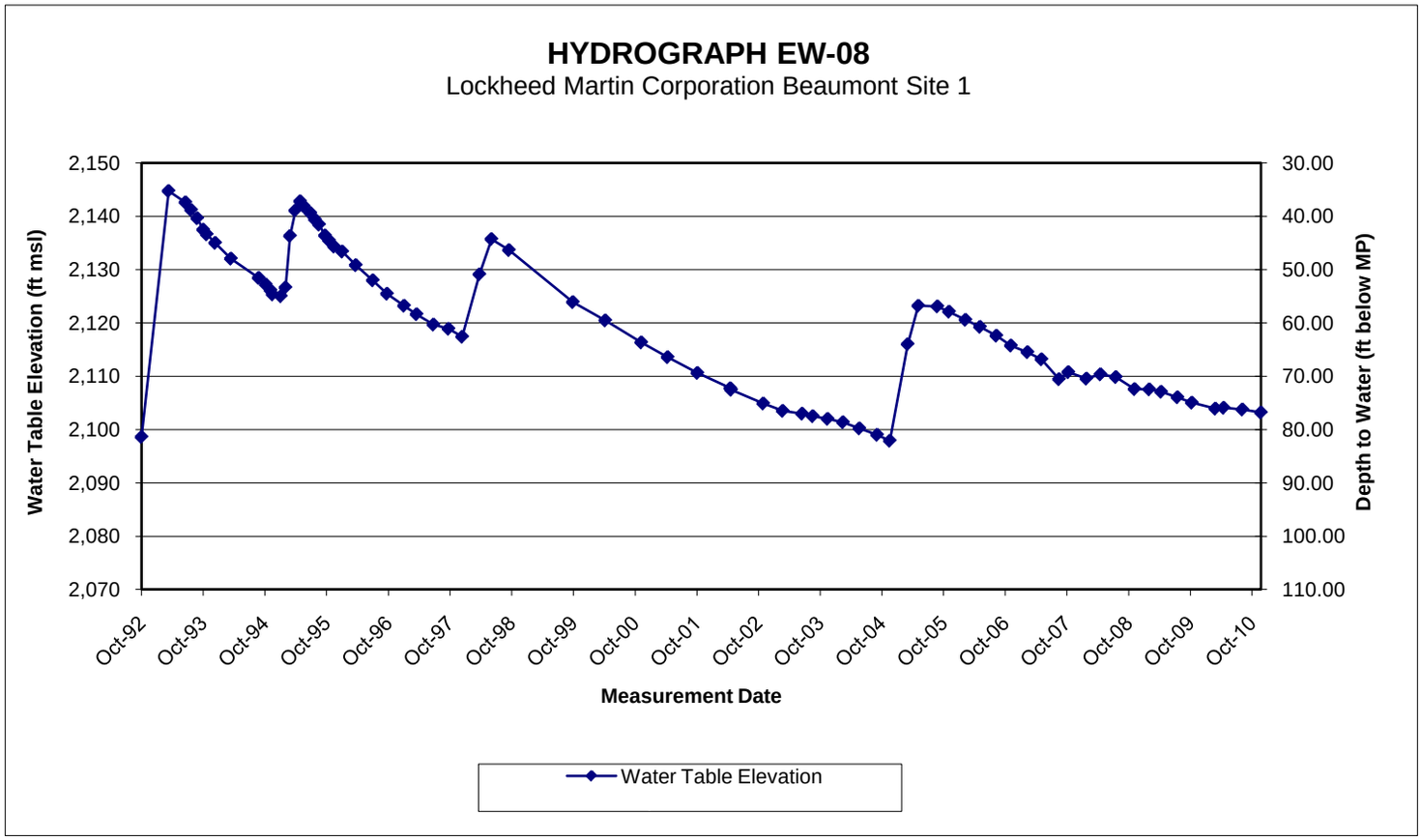
HYDROGRAPH EW-08
Lockheed Martin Corporation Beaumont Site 1
Water Table Elevation (ft msl)
Depth to Water (ft below MP)
2,150
2,140
2,130
2,120
2,110
2,100
2,090
2,080
2,070
30.00
40.00
50.00
60.00
70.00
80.00
90.00
100.00
110.00
Oct-92
Oct-93
Oct-94
Oct-95
Oct-96
Oct-97
Oct-98
Oct-99
Oct-00
Oct-01
Oct-02
Oct-03
Oct-04
Oct-05
Oct-06
Oct-07
Oct-08
Oct-09
Oct-10
Measurement Date
Water Table Elevation

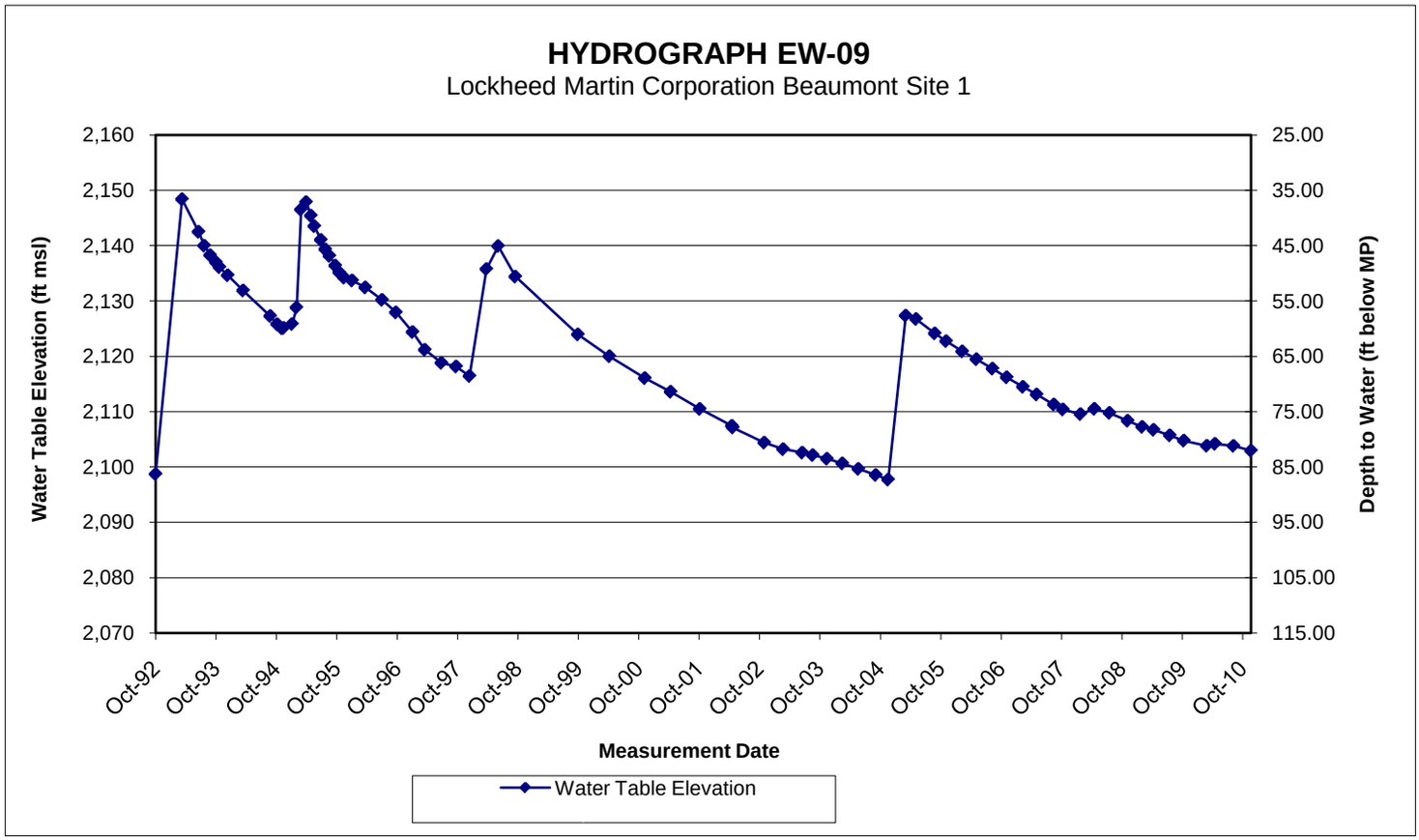
HYDROGRAPH EW-09
Lockheed Martin Corporation Beaumont Site 1
Water Table Elevation (ft msl)
Depth to Water (ft below MP)
2,160
2,150
2,140
2,130
2,120
2,110
2,100
2,090
2,080
2,070
25.00
35.00
45.00
55.00
65.00
75.00
85.00
95.00
105.00
115.00
Oct-92
Oct-93
Oct-94
Oct-95
Oct-96
Oct-97
Oct-98
Oct-99
Oct-00
Oct-01
Oct-02
Oct-03
Oct-04
Oct-05
Oct-06
Oct-07
Oct-08
Oct-09
Oct-10
Measurement Date
Water Table Elevation

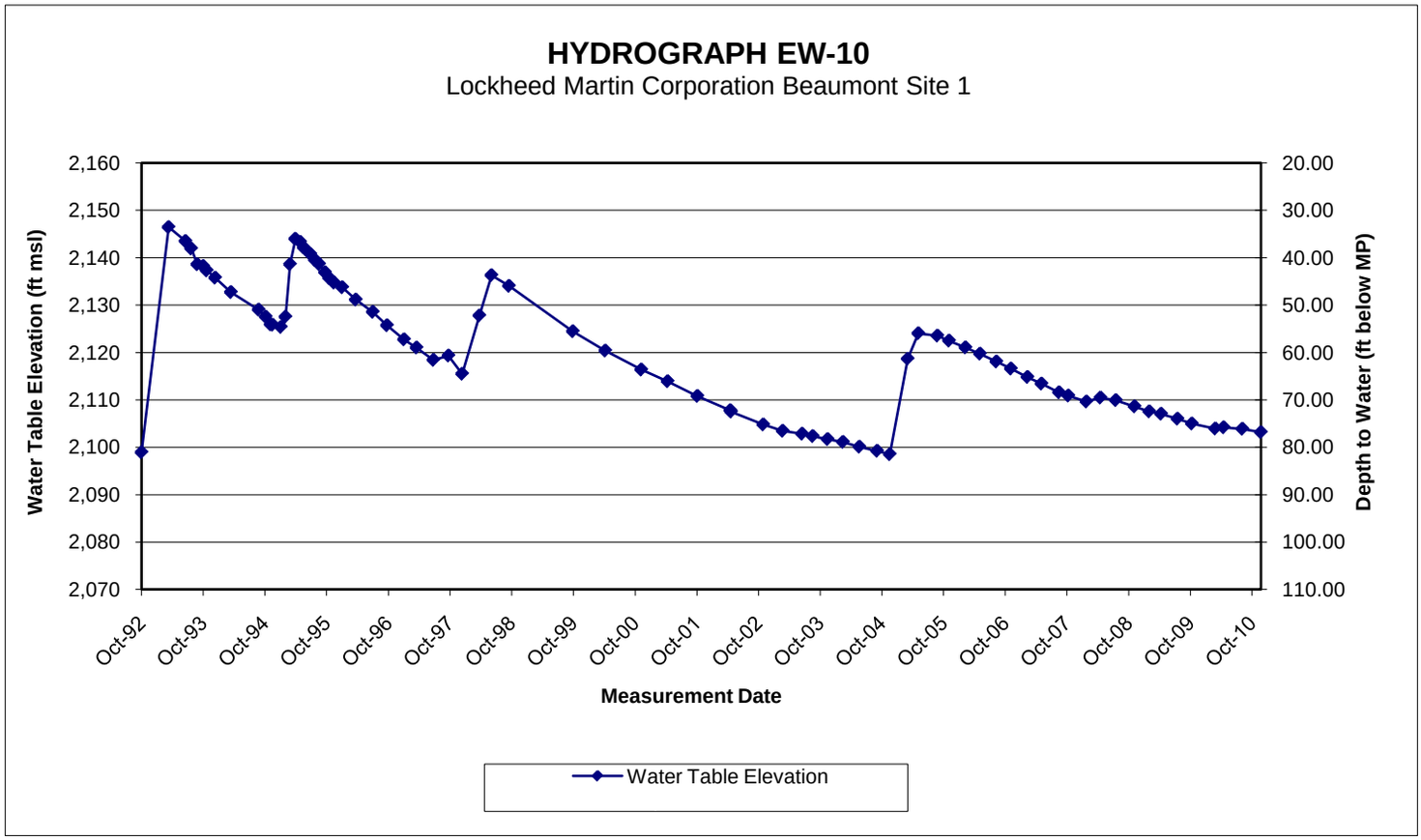
HYDROGRAPH EW-10
Lockheed Martin Corporation Beaumont Site 1
Water Table Elevation (ft msl)
Depth to Water (ft below MP)
2,160
2,150
2,140
2,130
2,120
2,110
2,100
2,090
2,080
2,070
20.00
30.00
40.00
50.00
60.00
70.00
80.00
90.00
100.00
110.00
Oct-92
Oct-93
Oct-94
Oct-95
Oct-96
Oct-97
Oct-98
Oct-99
Oct-00
Oct-01
Oct-02
Oct-03
Oct-04
Oct-05
Oct-06
Oct-07
Oct-08
Oct-09
Oct-10
Measurement Date
Water Table Elevation

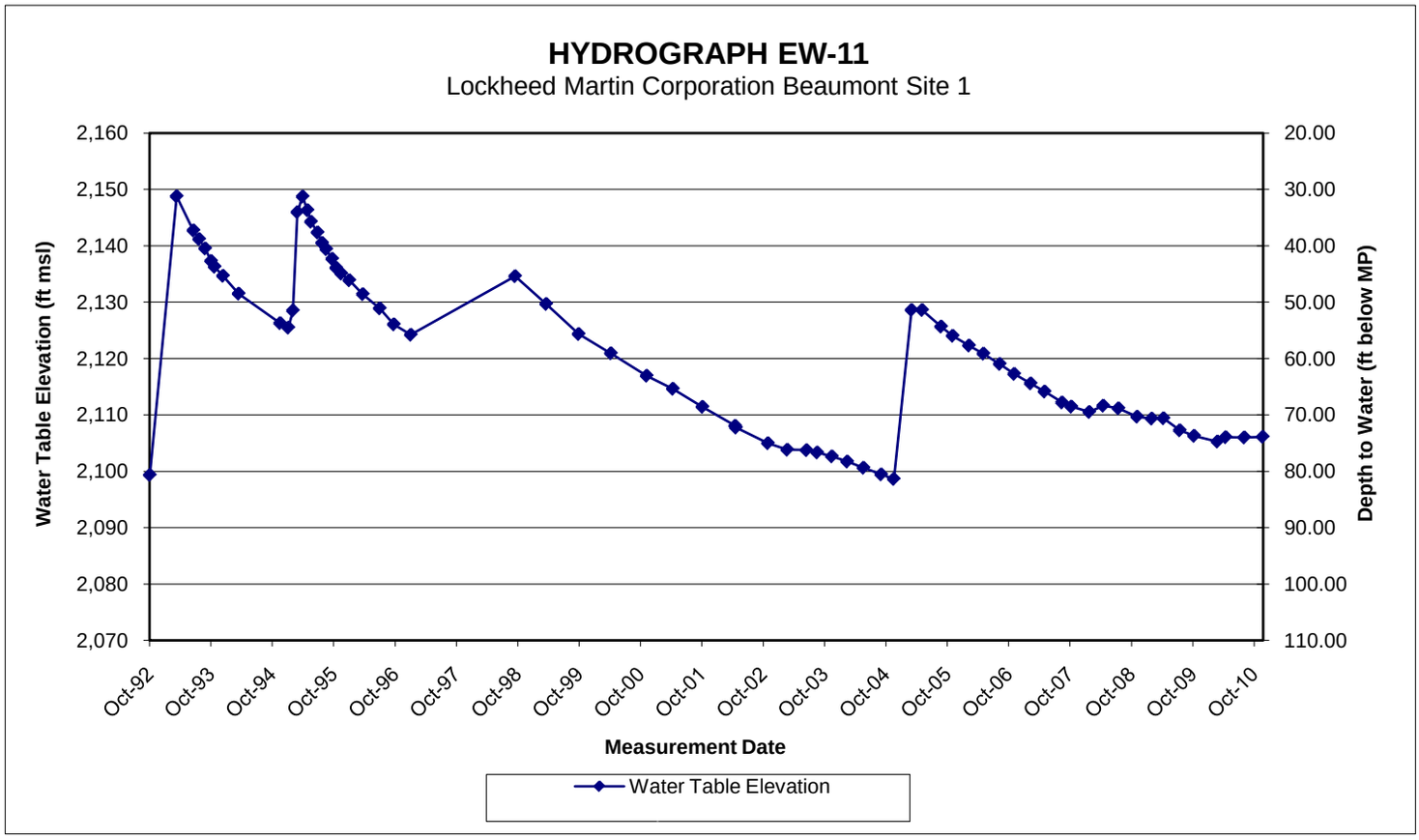
HYDROGRAPH EW-11
Lockheed Martin Corporation Beaumont Site 1
Water Table Elevation (ft msl)
Depth to Water (ft below MP)
2,160
2,150
2,140
2,130
2,120
2,110
2,100
2,090
2,080
2,070
20.00
30.00
40.00
50.00
60.00
70.00
80.00
90.00
100.00
110.00
Oct-92
Oct-93
Oct-94
Oct-95
Oct-96
Oct-97
Oct-98
Oct-99
Oct-00
Oct-01
Oct-02
Oct-03
Oct-04
Oct-05
Oct-06
Oct-07
Oct-08
Oct-09
Oct-10
Measurement Date
Water Table Elevation

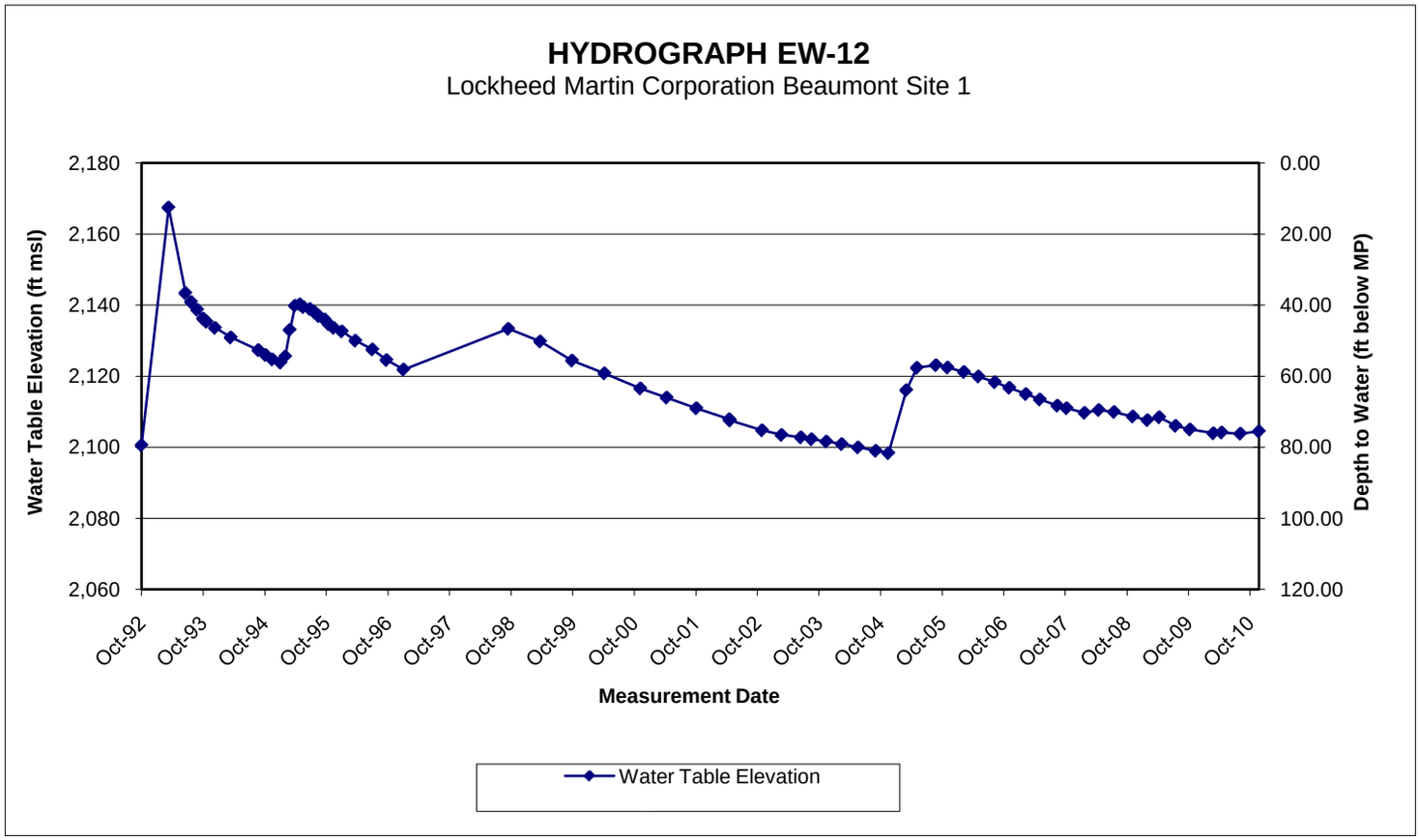
HYDROGRAPH EW-12
Lockheed Martin Corporation Beaumont Site 1
Water Table Elevation (ft msl)
Depth to Water (ft below MP)
2,180
2,160
2,140
2,120
2,100
2,080
2,060
0.00
20.00
40.00
60.00
80.00
100.00
120.00
Oct-92
Oct-93
Oct-94
Oct-95
Oct-96
Oct-97
Oct-98
Oct-99
Oct-00
Oct-01
Oct-02
Oct-03
Oct-04
Oct-05
Oct-06
Oct-07
Oct-08
Oct-09
Oct-10
Measurement Date
Water Table Elevation

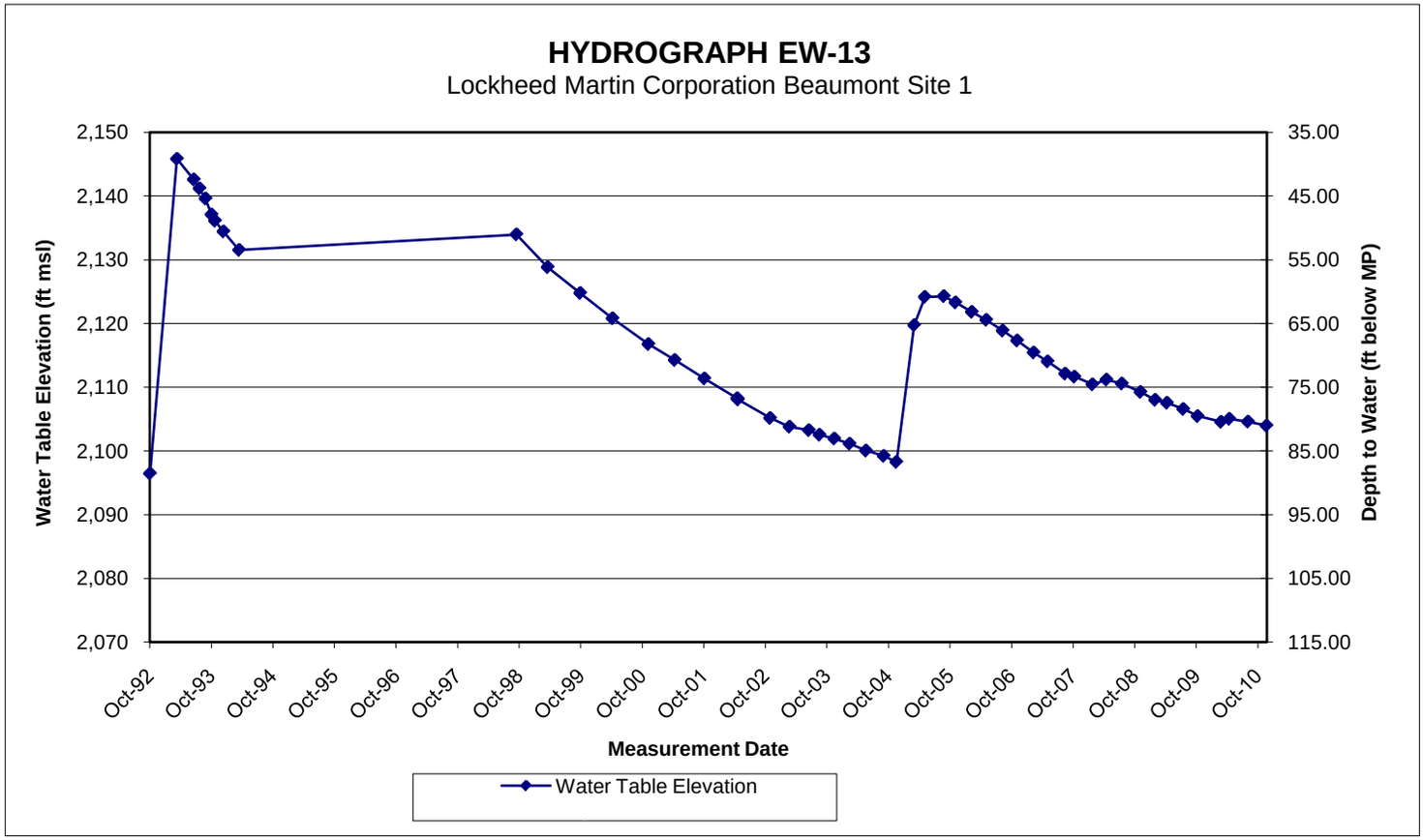
HYDROGRAPH EW-13
Lockheed Martin Corporation Beaumont Site 1
Water Table Elevation (ft msl)
Depth to Water (ft below MP)
2,150
2,140
2,130
2,120
2,110
2,100
2,090
2,080
2,070
35.00
45.00
55.00
65.00
75.00
85.00
95.00
105.00
115.00
Oct-92
Oct-93
Oct-94
Oct-95
Oct-96
Oct-97
Oct-98
Oct-99
Oct-00
Oct-01
Oct-02
Oct-03
Oct-04
Oct-05
Oct-06
Oct-07
Oct-08
Oct-09
Oct-10
Measurement Date
Water Table Elevation

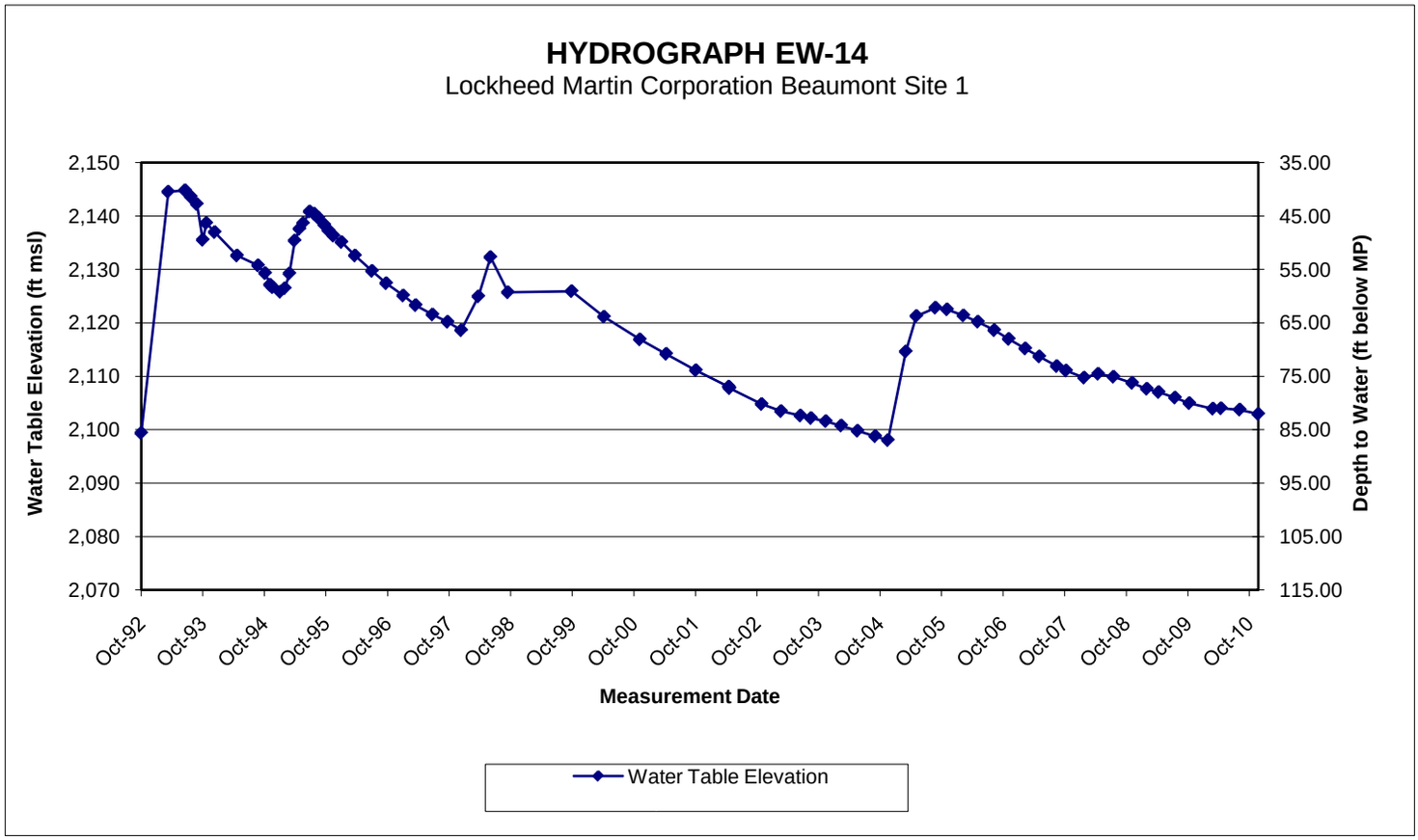
HYDROGRAPH EW-14
Lockheed Martin Corporation Beaumont Site 1
Water Table Elevation (ft msl)
Depth to Water (ft below MP)
2,150
2,140
2,130
2,120
2,110
2,100
2,090
2,080
2,070
35.00
45.00
55.00
65.00
75.00
85.00
95.00
105.00
115.00
Oct-92
Oct-93
Oct-94
Oct-95
Oct-96
Oct-97
Oct-98
Oct-99
Oct-00
Oct-01
Oct-02
Oct-03
Oct-04
Oct-05
Oct-06
Oct-07
Oct-08
Oct-09
Oct-10
Measurement Date
Water Table Elevation

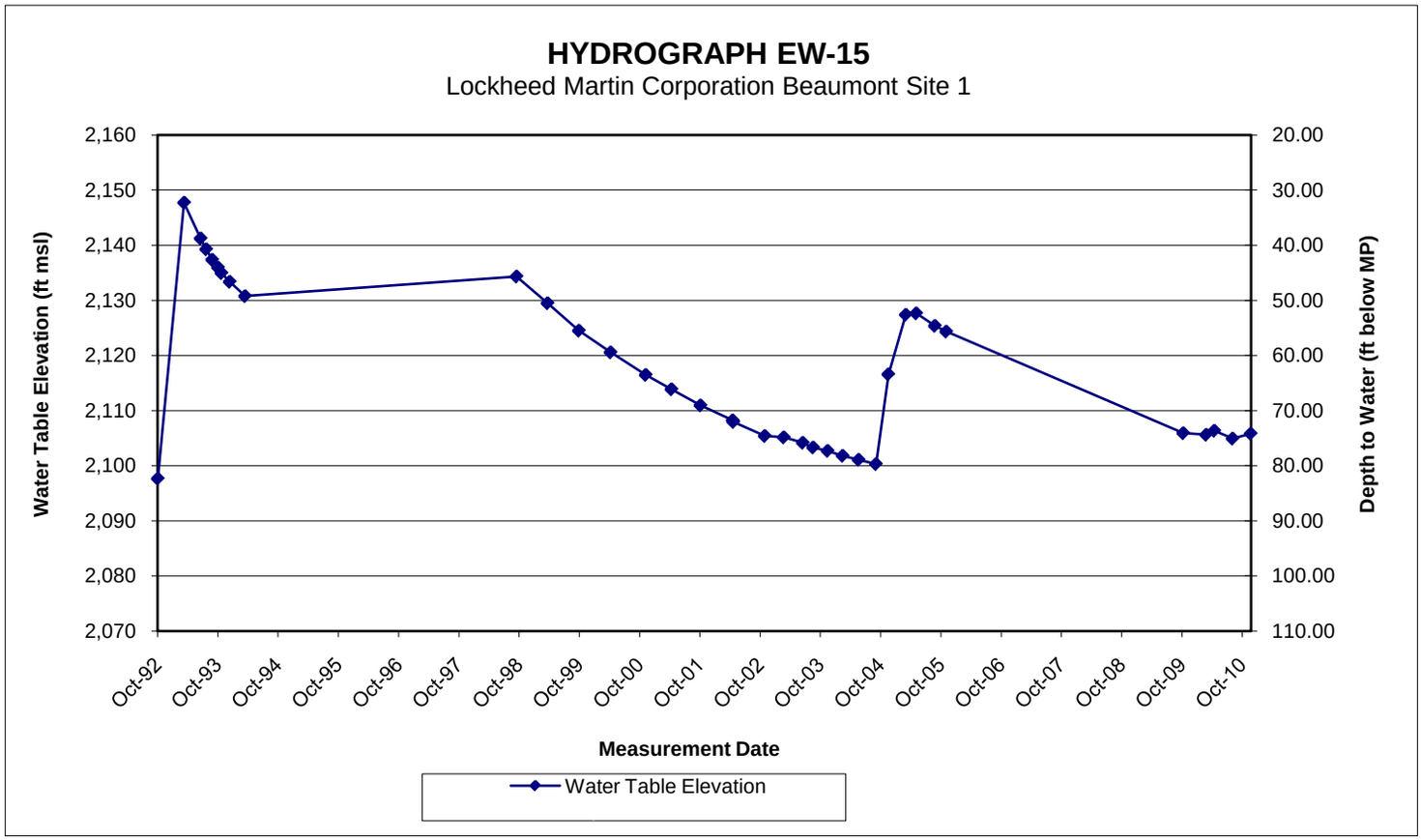
HYDROGRAPH EW-15
Lockheed Martin Corporation Beaumont Site 1
Water Table Elevation (ft msl)
Depth to Water (ft below MP)
2,160
2,150
2,140
2,130
2,120
2,110
2,100
2,090
2,080
2,070
20.00
30.00
40.00
50.00
60.00
70.00
80.00
90.00
100.00
110.00
Oct-92
Oct-93
Oct-94
Oct-95
Oct-96
Oct-97
Oct-98
Oct-99
Oct-00
Oct-01
Oct-02
Oct-03
Oct-04
Oct-05
Oct-06
Oct-07
Oct-08
Oct-09
Oct-10
Measurement Date
Water Table Elevation

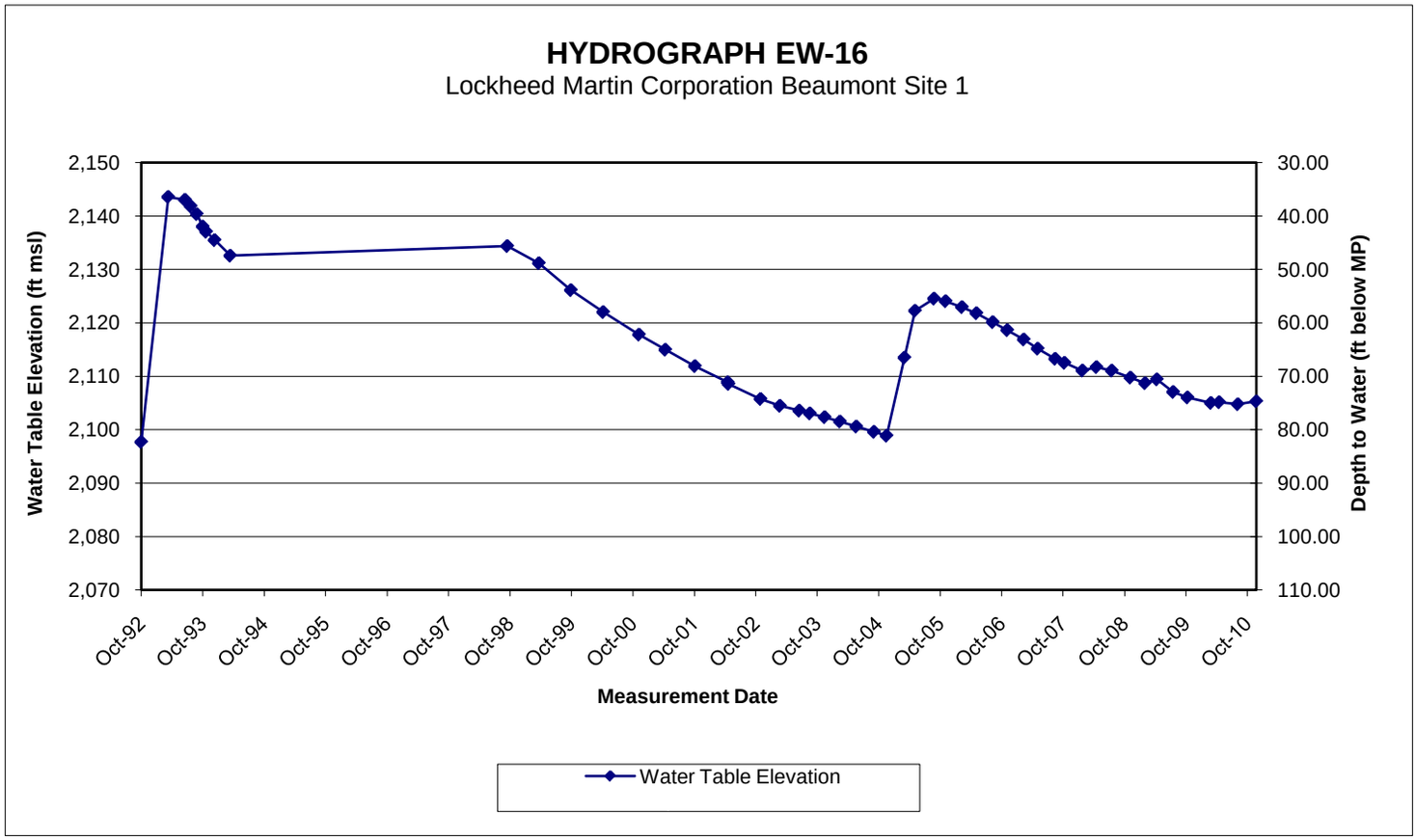
HYDROGRAPH EW-16
Lockheed Martin Corporation Beaumont Site 1
Water Table Elevation (ft msl)
Depth to Water (ft below MP)
2,150
2,140
2,130
2,120
2,110
2,100
2,090
2,080
2,070
30.00
40.00
50.00
60.00
70.00
80.00
90.00
100.00
110.00
Oct-92
Oct-93
Oct-94
Oct-95
Oct-96
Oct-97
Oct-98
Oct-99
Oct-00
Oct-01
Oct-02
Oct-03
Oct-04
Oct-05
Oct-06
Oct-07
Oct-08
Oct-09
Oct-10
Measurement Date
Water Table Elevation

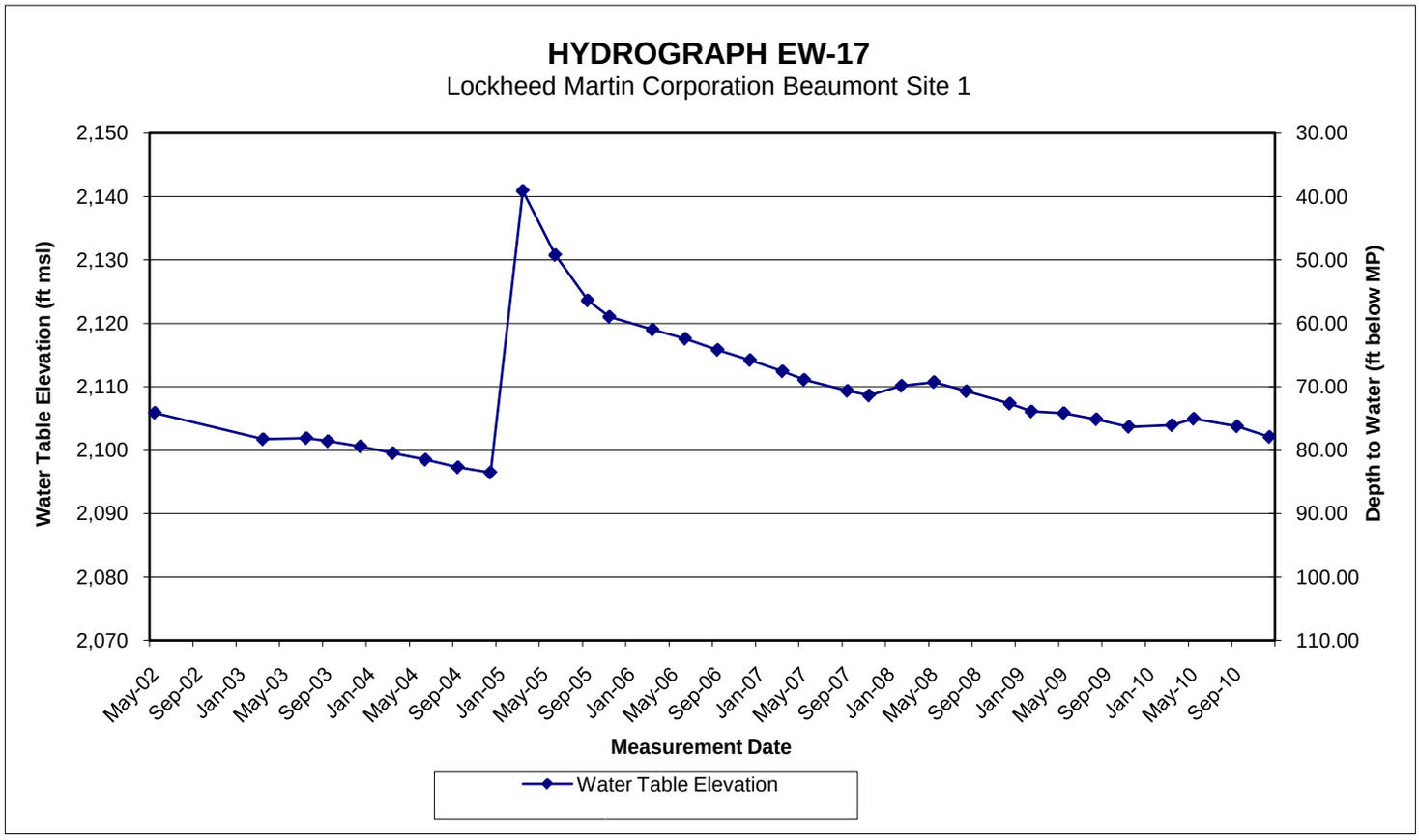
HYDROGRAPH EW-17
Lockheed Martin Corporation Beaumont Site 1
Water Table Elevation (ft msl)
Depth to Water (ft below MP)
2,150
2,140
2,130
2,120
2,110
2,100
2,090
2,080
2,070
30.00
40.00
50.00
60.00
70.00
80.00
90.00
100.00
110.00
May-02
Sep-02
Jan-03
May-03
Sep-03
Jan-04
May-04
Sep-04
Jan-05
May-05
Sep-05
Jan-06
May-06
Sep-06
Jan-07
May-07
Sep-07
Jan-08
May-08
Sep-08
Jan-09
May-09
Sep-09
Jan-10
May-10
Sep-10
Measurement Date
Water Table Elevation

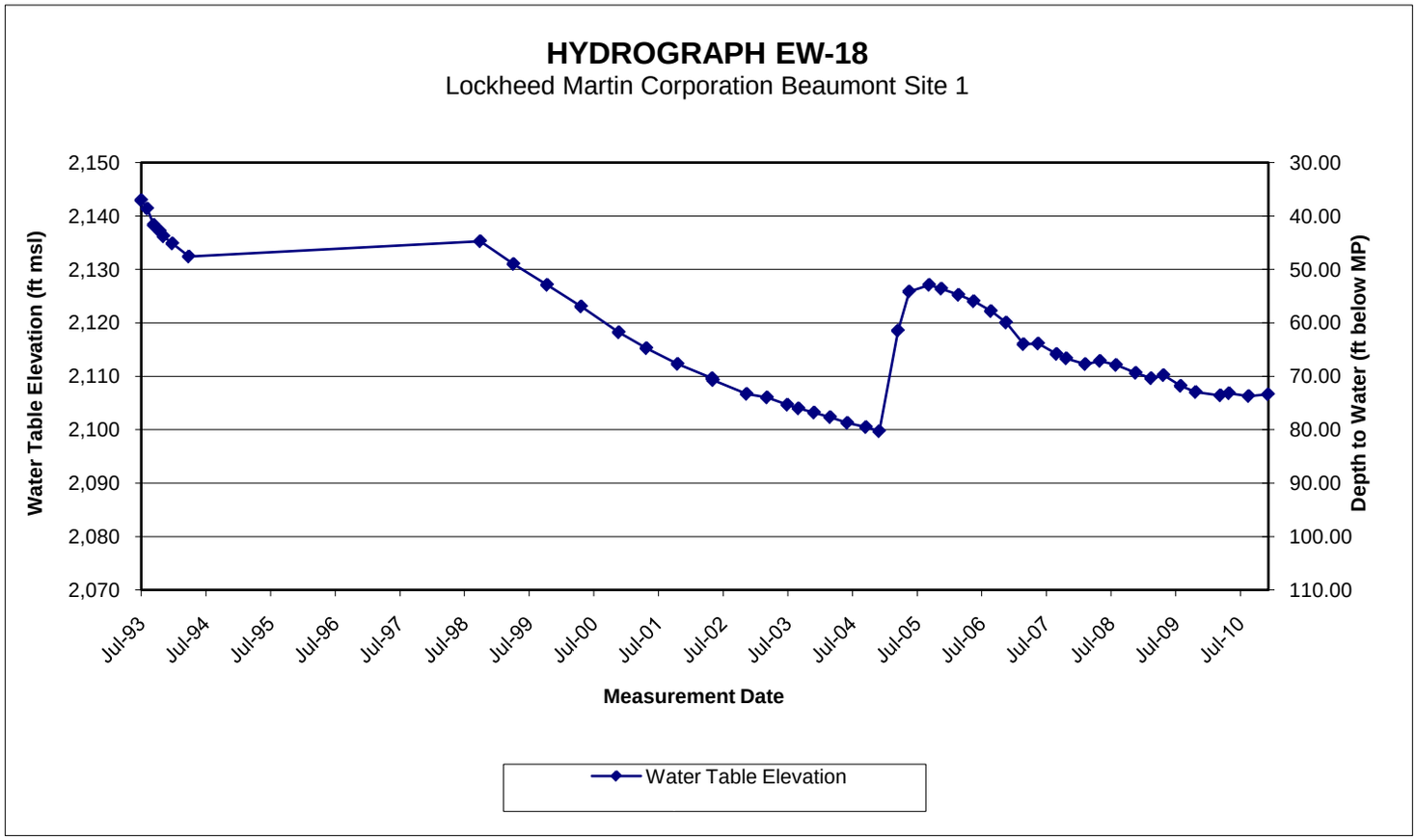
HYDROGRAPH EW-18
Lockheed Martin Corporation Beaumont Site 1
Water Table Elevation (ft msl)
Depth to Water (ft below MP)
2,150
2,140
2,130
2,120
2,110
2,100
2,090
2,080
2,070
30.00
40.00
50.00
60.00
70.00
80.00
90.00
100.00
110.00
Jul-93
Jul-94
Jul-95
Jul-96
Jul-97
Jul-98
Jul-99
Jul-00
Jul-01
Jul-02
Jul-03
Jul-04
Jul-05
Jul-06
Jul-07
Jul-08
Jul-09
Jul-10
Measurement Date
Water Table Elevation

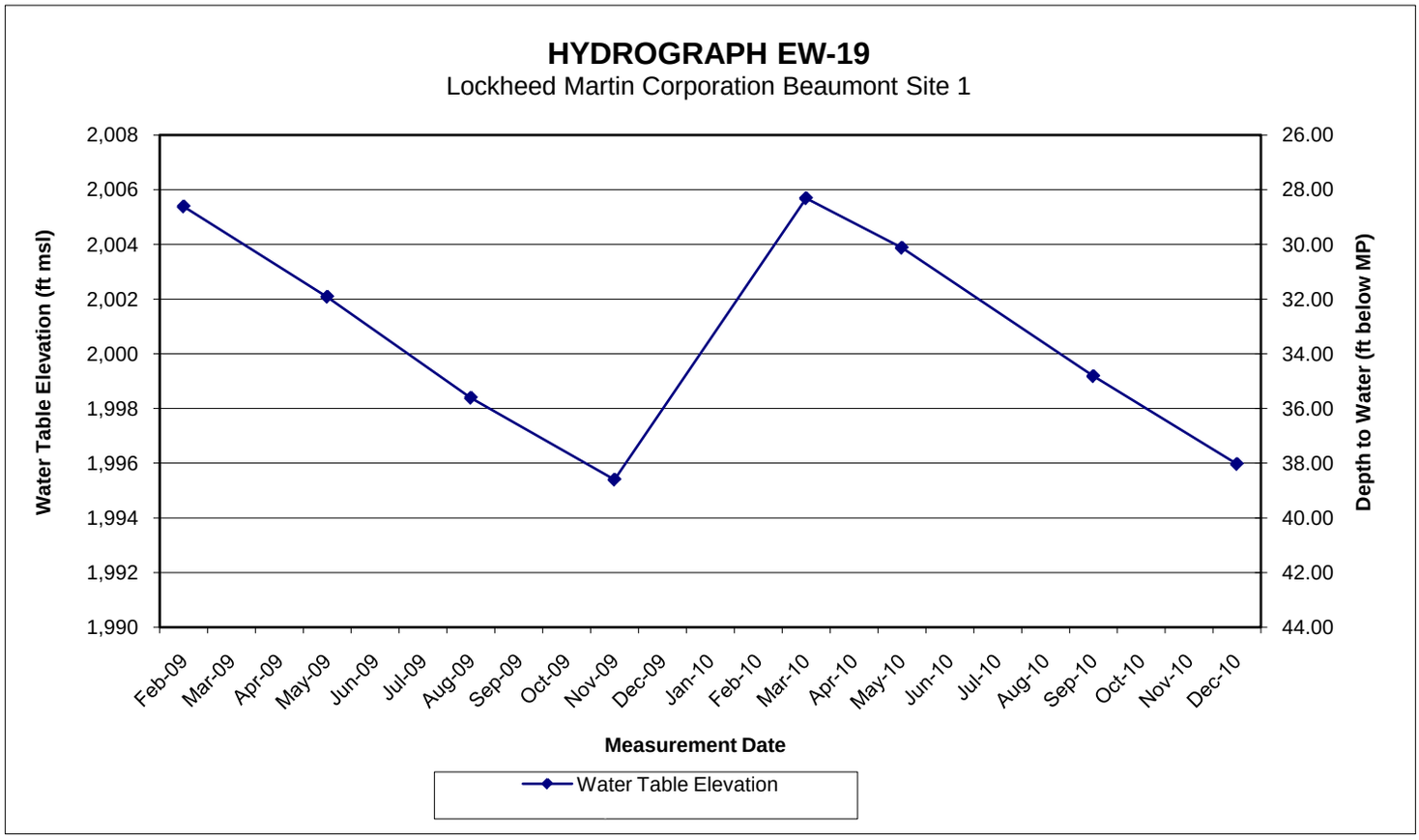
HYDROGRAPH EW-19
Lockheed Martin Corporation Beaumont Site 1
Water Table Elevation (ft msl)
Depth to Water (ft below MP)
2,008
2,006
2,004
2,002
2,000
1,998
1,996
1,994
1,992
1,990
26.00
28.00
30.00
32.00
34.00
36.00
38.00
40.00
42.00
44.00
Feb-09
Mar-09
Apr-09
May-09
Jun-09
Jul-09
Aug-09
Sep-09
Oct-09
Nov-09
Dec-09
Jan-10
Feb-10
Mar-10
Apr-10
May-10
Jun-10
Jul-10
Aug-10
Sep-10
Oct-10
Nov-10
Dec-10
Measurement Date
Water Table Elevation

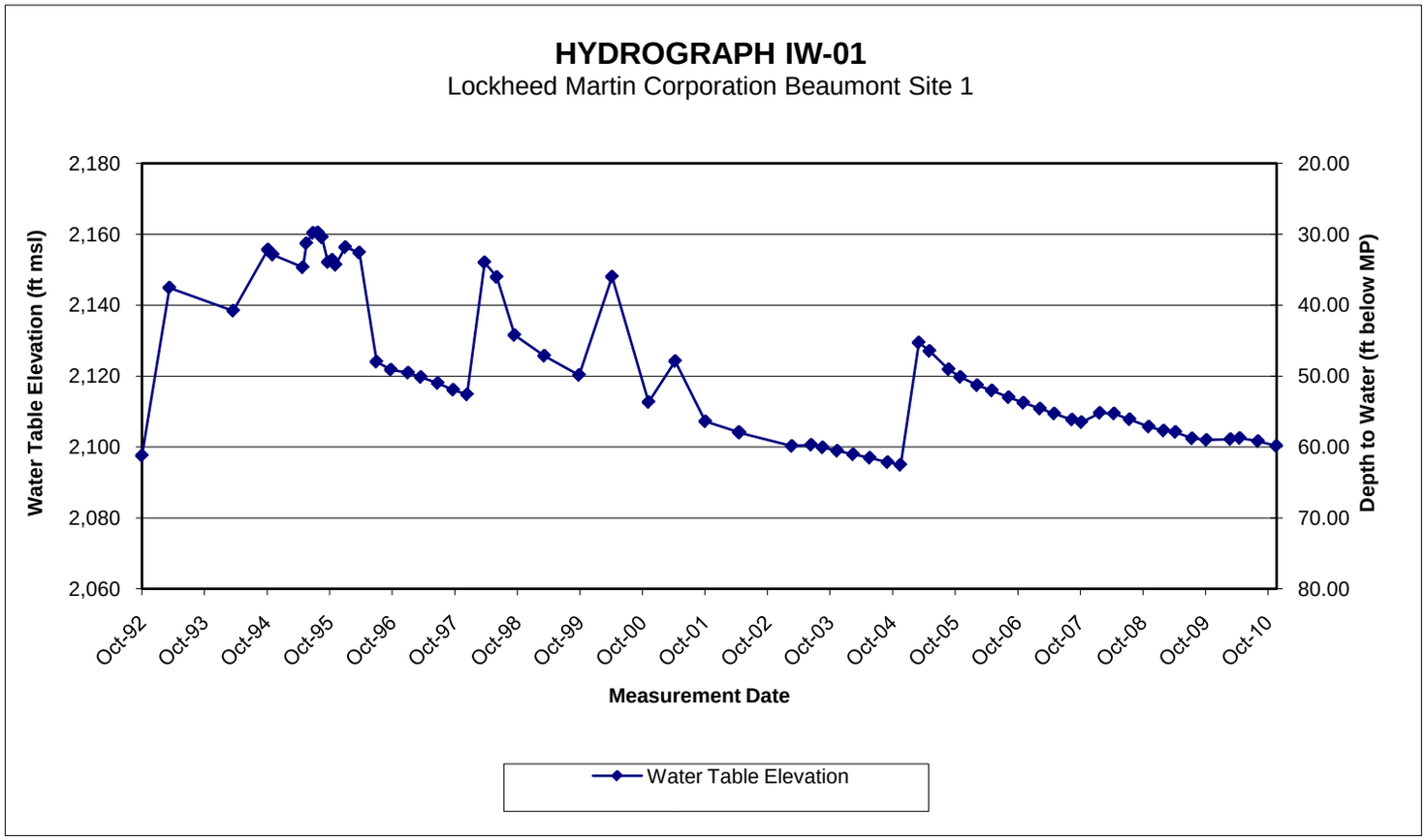
HYDROGRAPH IW-01
Lockheed Martin Corporation Beaumont Site 1
Water Table Elevation (ft msl)
Depth to Water (ft below MP)
2,180
2,160
2,140
2,120
2,100
2,080
2,060
20.00
30.00
40.00
50.00
60.00
70.00
80.00
Oct-92
Oct-93
Oct-94
Oct-95
Oct-96
Oct-97
Oct-98
Oct-99
Oct-00
Oct-01
Oct-02
Oct-03
Oct-04
Oct-05
Oct-06
Oct-07
Oct-08
Oct-09
Oct-10
Measurement Date
Water Table Elevation

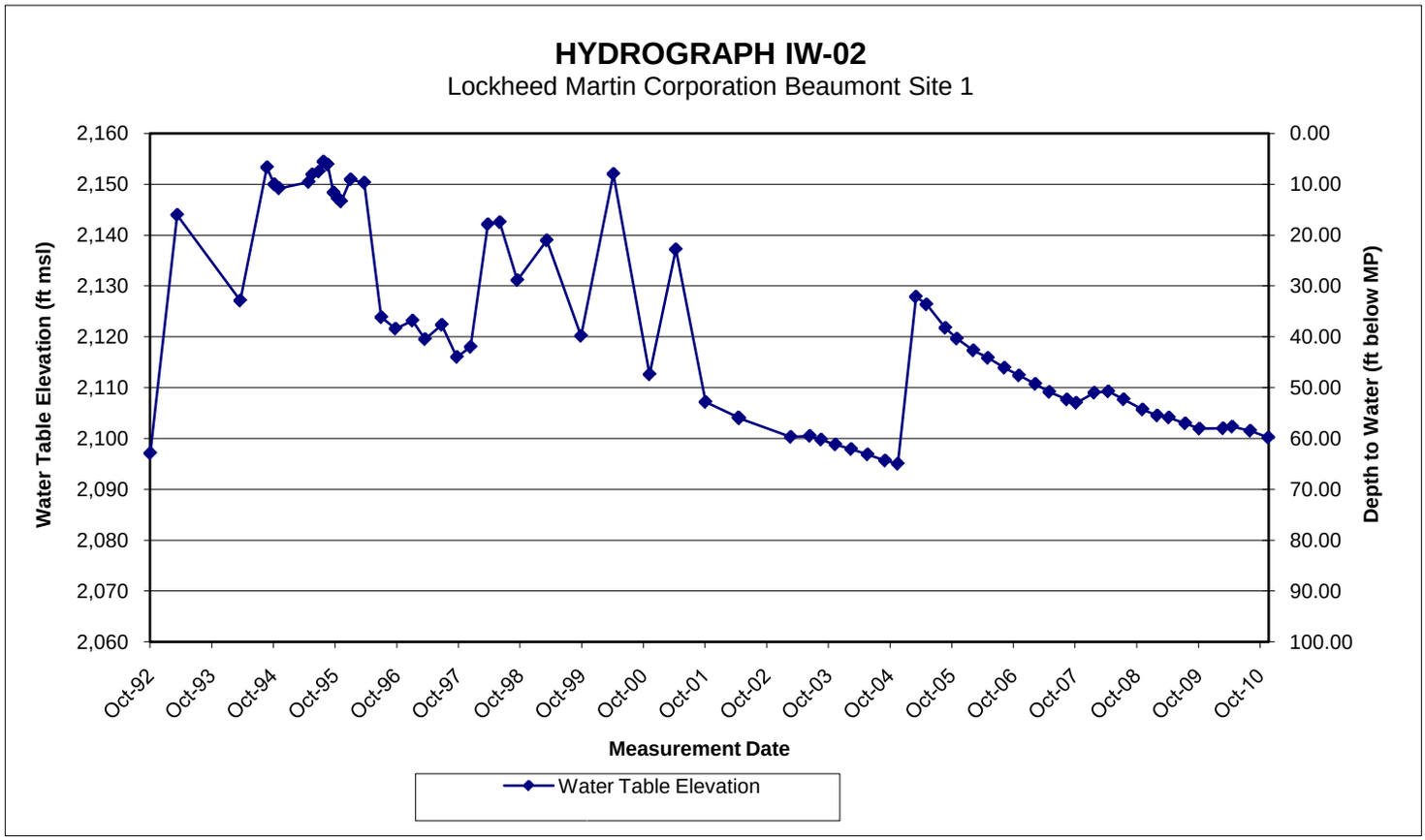
HYDROGRAPH IW-02
Lockheed Martin Corporation Beaumont Site 1
Water Table Elevation (ft msl)
Depth to Water (ft below MP)
2,160
2,150
2,140
2,130
2,120
2,110
2,100
2,090
2,080
2,070
2,060
0.00
10.00
20.00
30.00
40.00
50.00
60.00
70.00
80.00
90.00
100.00
Oct-92
Oct-93
Oct-94
Oct-95
Oct-96
Oct-97
Oct-98
Oct-99
Oct-00
Oct-01
Oct-02
Oct-03
Oct-04
Oct-05
Oct-06
Oct-07
Oct-08
Oct-09
Oct-10
Measurement Date
Water Table Elevation

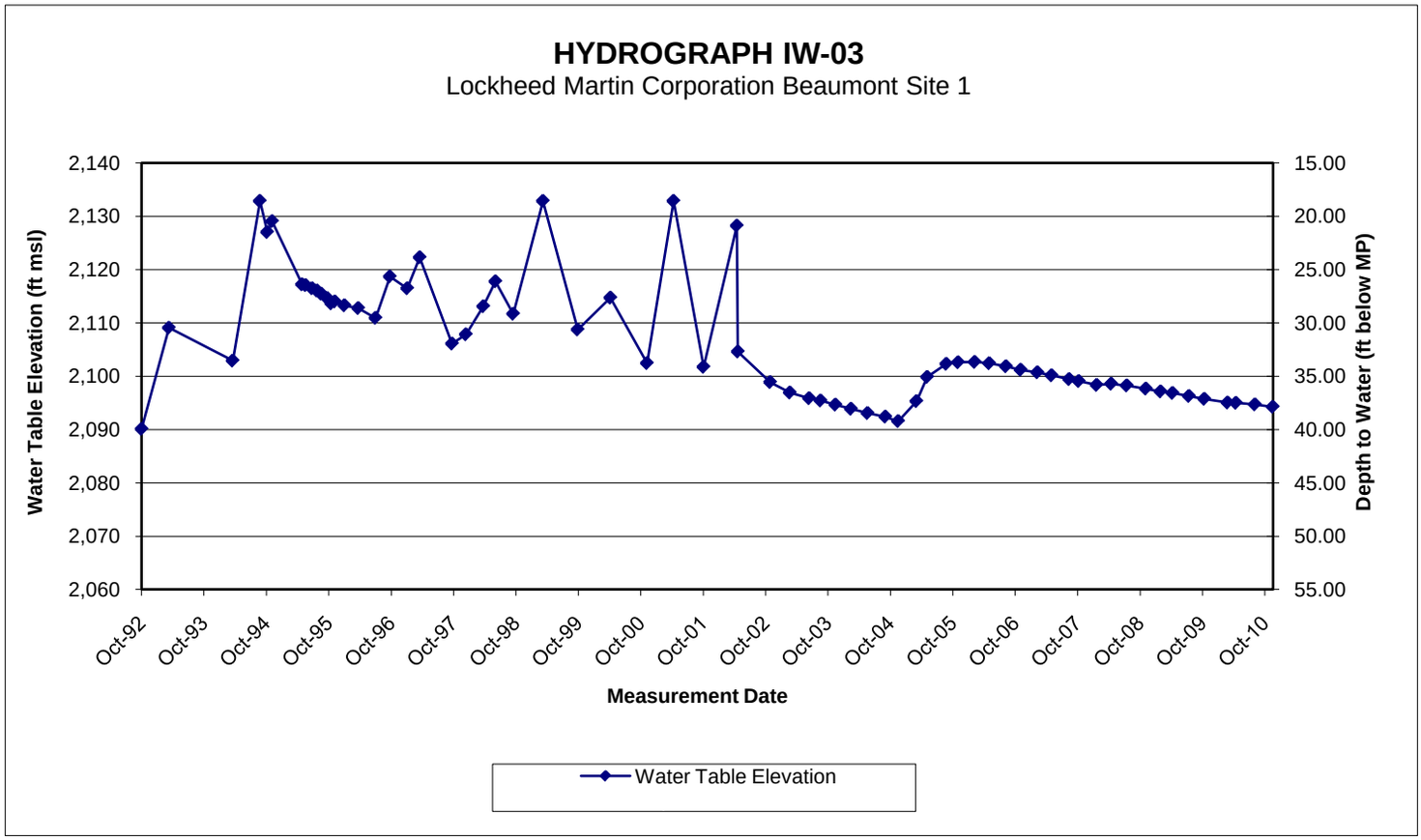
HYDROGRAPH IW-03
Lockheed Martin Corporation Beaumont Site 1
Water Table Elevation (ft msl)
Depth to Water (ft below MP)
2,140
2,130
2,120
2,110
2,100
2,090
2,080
2,070
2,060
15.00
20.00
25.00
30.00
35.00
40.00
45.00
50.00
55.00
Oct-92
Oct-93
Oct-94
Oct-95
Oct-96
Oct-97
Oct-98
Oct-99
Oct-00
Oct-01
Oct-02
Oct-03
Oct-04
Oct-05
Oct-06
Oct-07
Oct-08
Oct-09
Oct-10
Measurement Date
Water Table Elevation

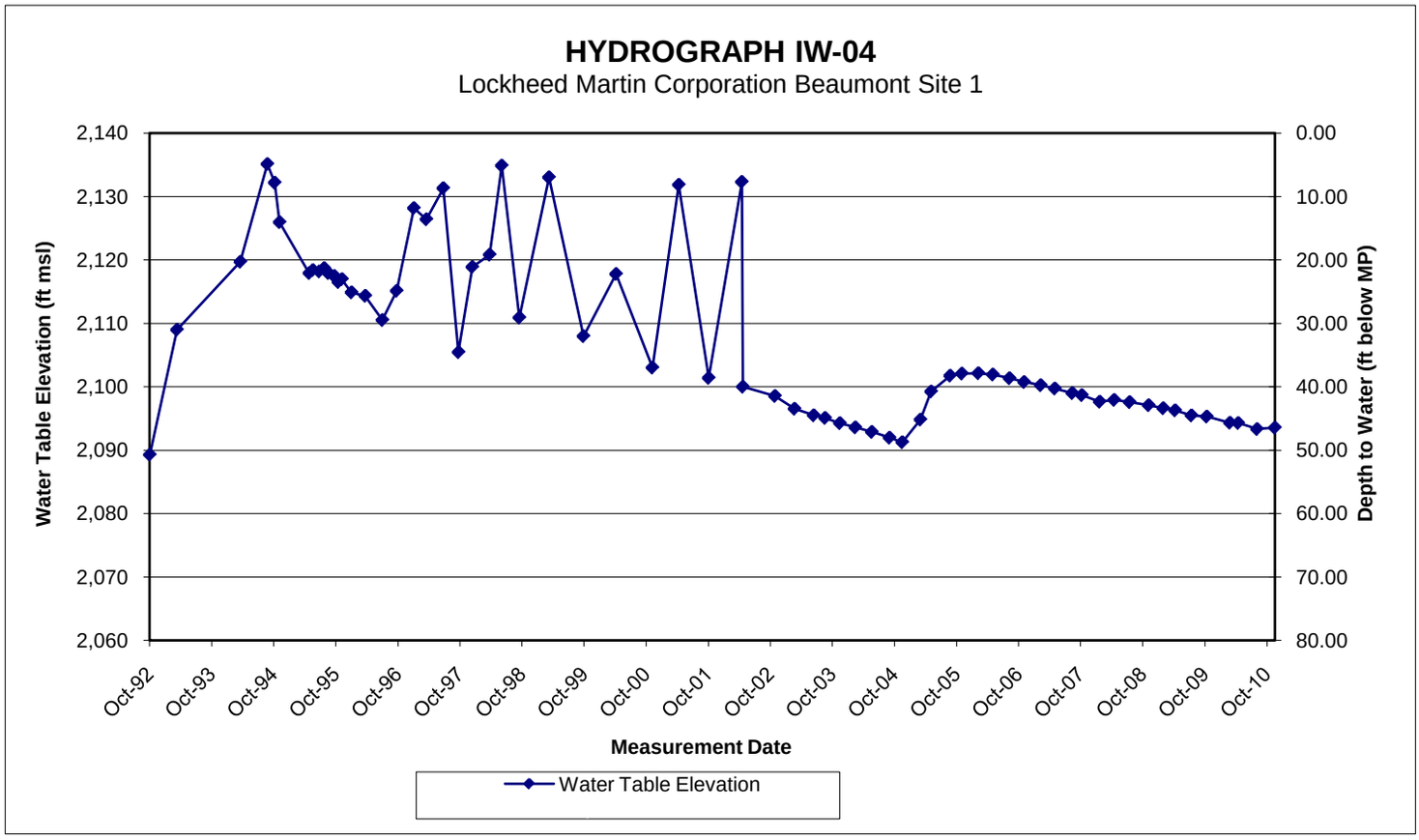
HYDROGRAPH IW-04
Lockheed Martin Corporation Beaumont Site 1
Water Table Elevation (ft msl)
Depth to Water (ft below MP)
2,140
2,130
2,120
2,110
2,100
2,090
2,080
2,070
2,060
0.00
10.00
20.00
30.00
40.00
50.00
60.00
70.00
80.00
Oct-92
Oct-93
Oct-94
Oct-95
Oct-96
Oct-97
Oct-98
Oct-99
Oct-00
Oct-01
Oct-02
Oct-03
Oct-04
Oct-05
Oct-06
Oct-07
Oct-08
Oct-09
Oct-10
Measurement Date
Water Table Elevation

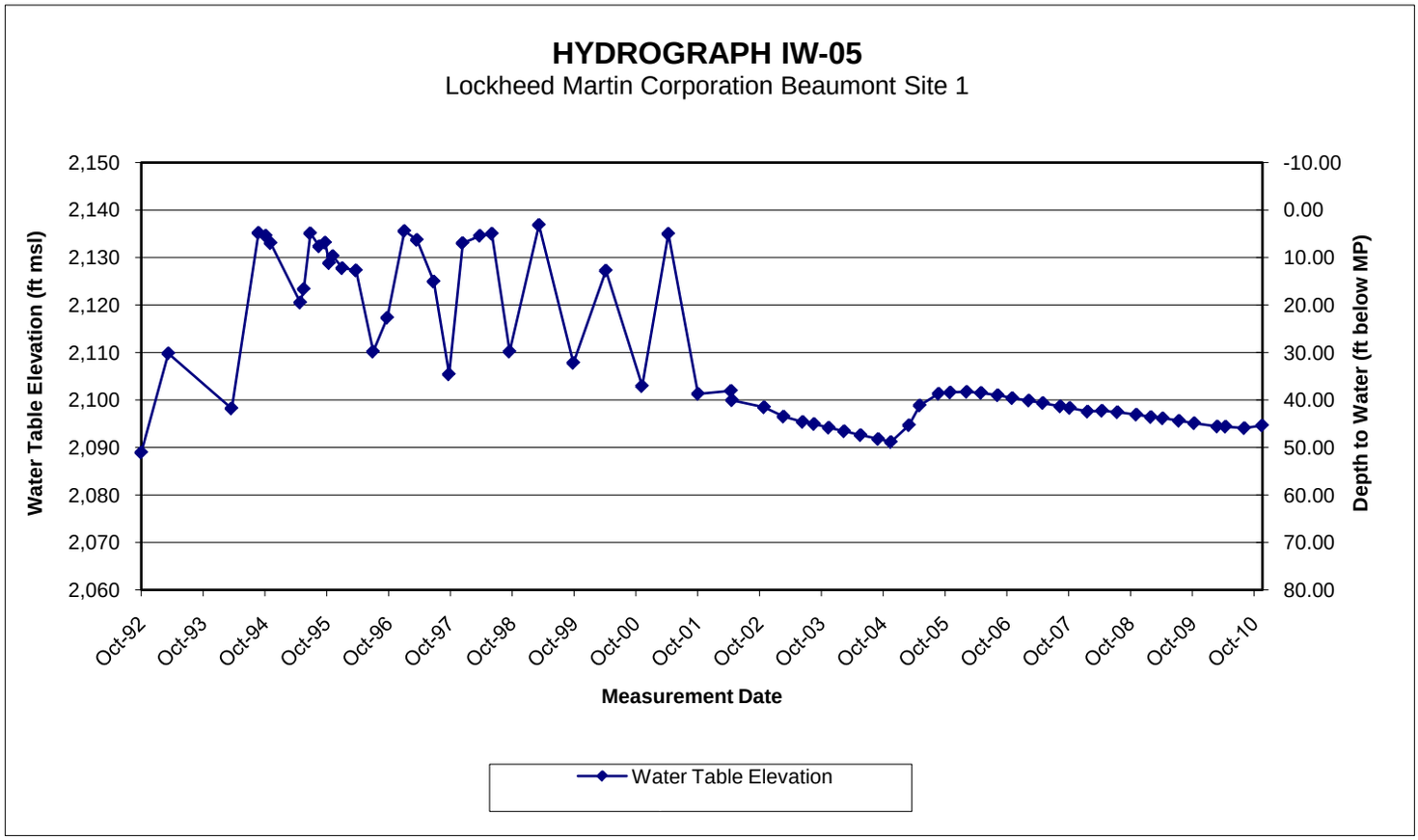
HYDROGRAPH IW-05
Lockheed Martin Corporation Beaumont Site 1
Water Table Elevation (ft msl)
Depth to Water (ft below MP)
2,150
2,140
2,130
2,120
2,110
2,100
2,090
2,080
2,070
2,060
-10.00
0.00
10.00
20.00
30.00
40.00
50.00
60.00
70.00
80.00
Oct-92
Oct-93
Oct-94
Oct-95
Oct-96
Oct-97
Oct-98
Oct-99
Oct-00
Oct-01
Oct-02
Oct-03
Oct-04
Oct-05
Oct-06
Oct-07
Oct-08
Oct-09
Oct-10
Measurement Date
Water Table Elevation

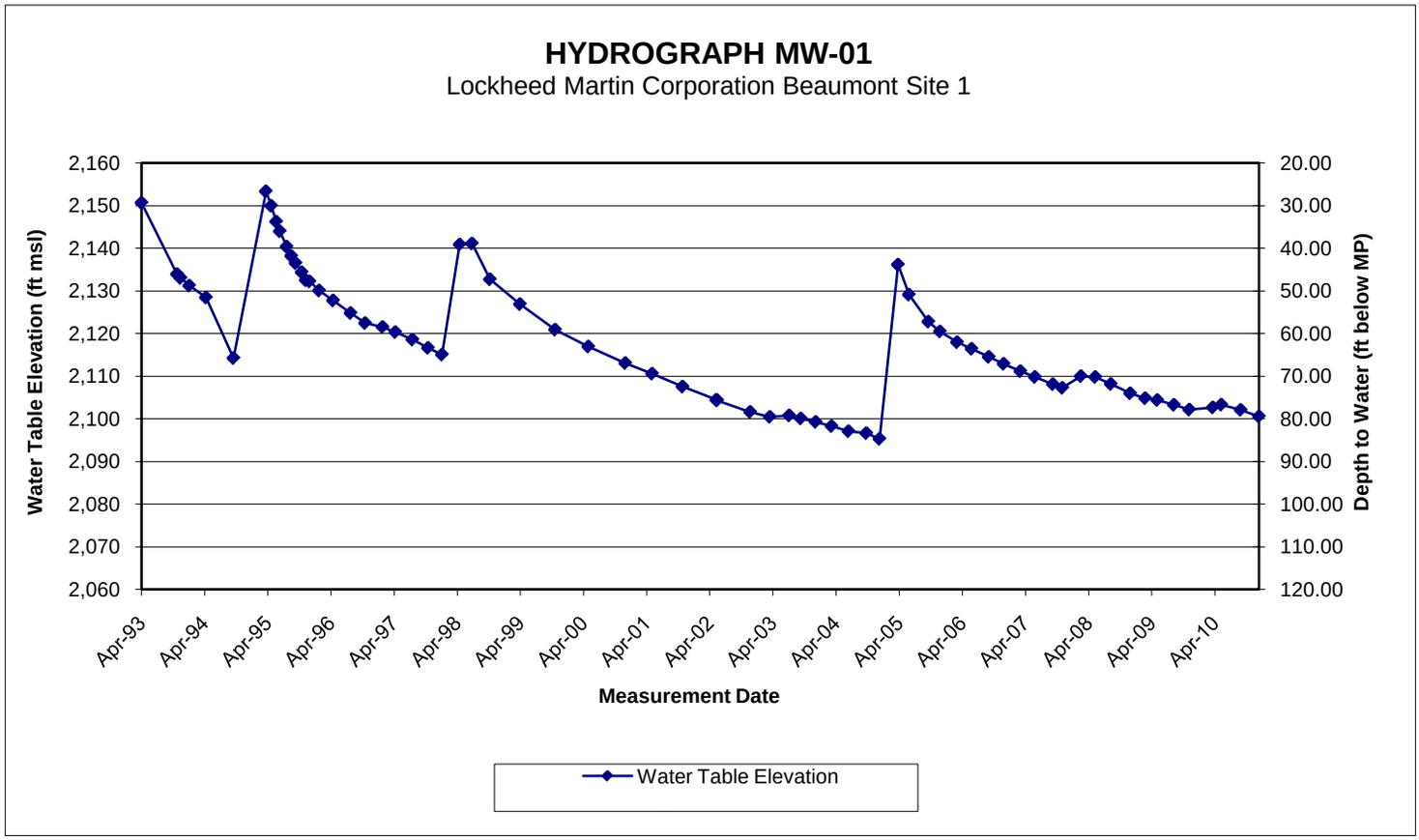
HYDROGRAPH MW-01
Lockheed Martin Corporation Beaumont Site 1
Water Table Elevation (ft msl)
Depth to Water (ft below MP)
2,160
2,150
2,140
2,130
2,120
2,110
2,100
2,090
2,080
2,070
2,060
20.00
30.00
40.00
50.00
60.00
70.00
80.00
90.00
100.00
110.00
120.00
Apr-93
Apr-94
Apr-95
Apr-96
Apr-97
Apr-98
Apr-99
Apr-00
Apr-01
Apr-02
Apr-03
Apr-04
Apr-05
Apr-06
Apr-07
Apr-08
Apr-09
Apr-10
Measurement Date
Water Table Elevation

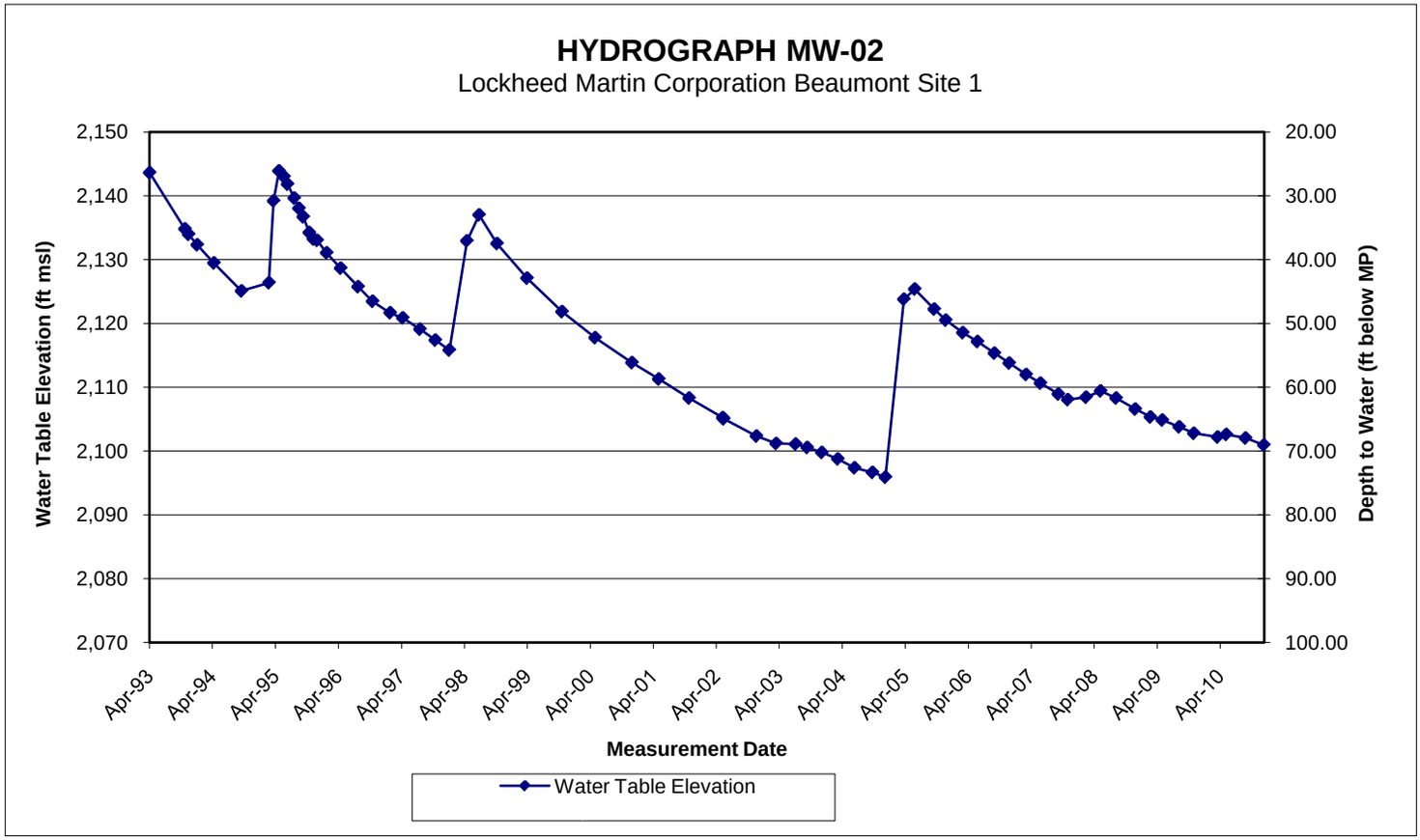
HYDROGRAPH MW-02
Lockheed Martin Corporation Beaumont Site 1
Water Table Elevation (ft msl)
Depth to Water (ft below MP)
2,150
2,140
2,130
2,120
2,110
2,100
2,090
2,080
2,070
20.00
30.00
40.00
50.00
60.00
70.00
80.00
90.00
100.00
Apr-93
Apr-94
Apr-95
Apr-96
Apr-97
Apr-98
Apr-99
Apr-00
Apr-01
Apr-02
Apr-03
Apr-04
Apr-05
Apr-06
Apr-07
Apr-08
Apr-09
Apr-10
Measurement Date
Water Table Elevation

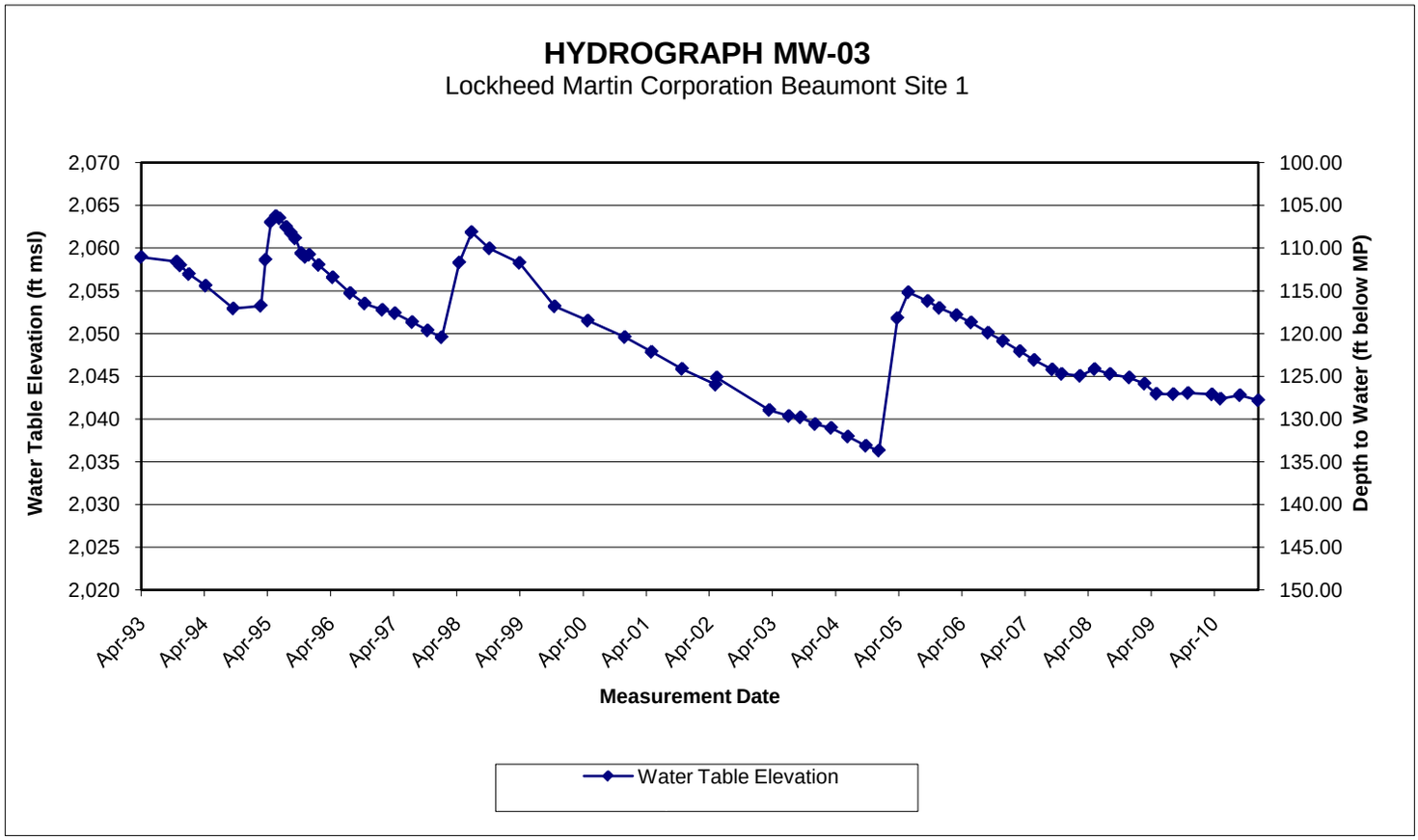
HYDROGRAPH MW-03
Lockheed Martin Corporation Beaumont Site 1
Water Table Elevation (ft msl)
Depth to Water (ft below MP)
2,070
2,065
2,060
2,055
2,050
2,045
2,040
2,035
2,030
2,025
2,020
100.00
105.00
110.00
115.00
120.00
125.00
130.00
135.00
140.00
145.00
150.00
Apr-93
Apr-94
Apr-95
Apr-96
Apr-97
Apr-98
Apr-99
Apr-00
Apr-01
Apr-02
Apr-03
Apr-04
Apr-05
Apr-06
Apr-07
Apr-08
Apr-09
Apr-10
Measurement Date
Water Table Elevation

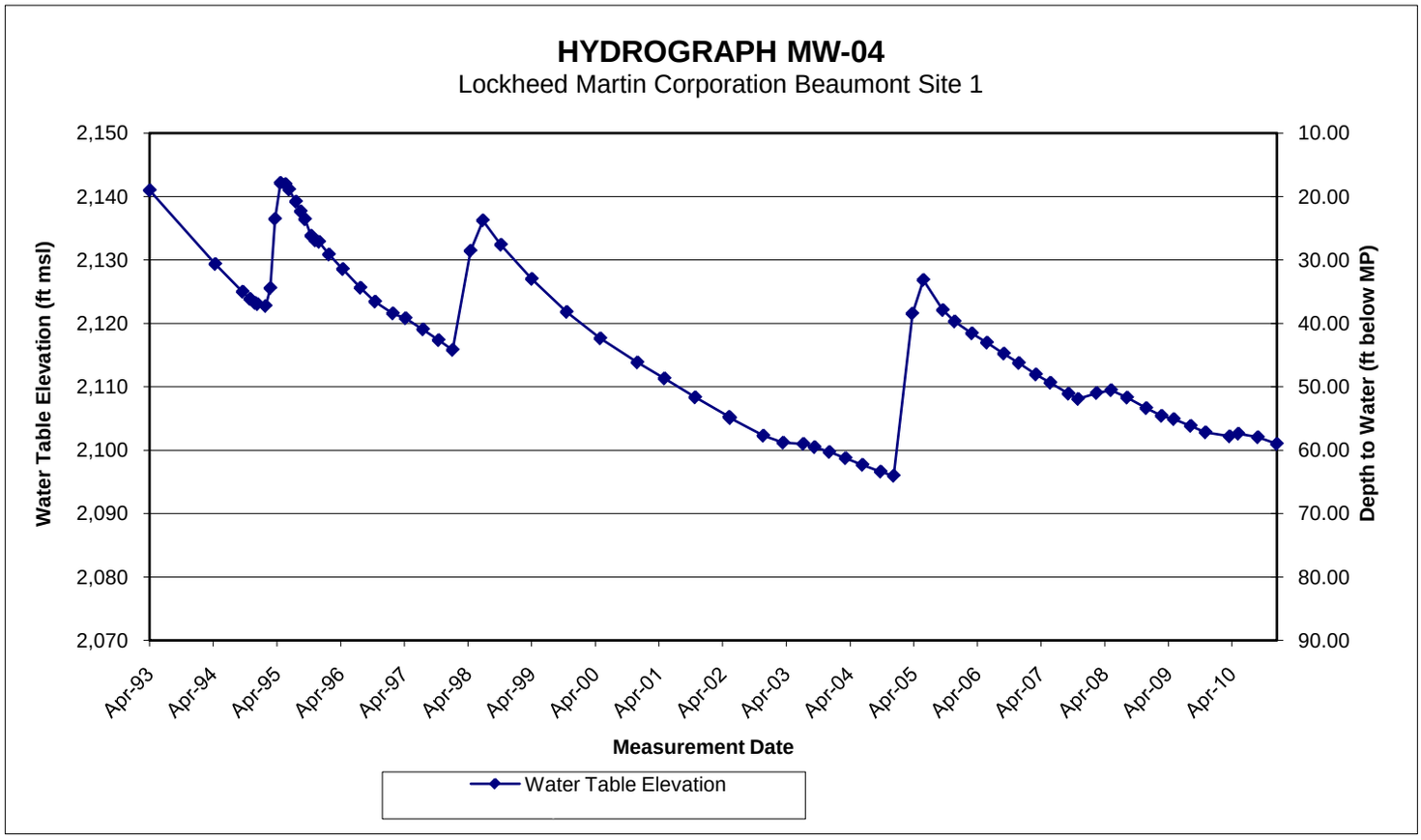
HYDROGRAPH MW-04
Lockheed Martin Corporation Beaumont Site 1
Water Table Elevation (ft msl)
Depth to Water (ft below MP)
2,150
2,140
2,130
2,120
2,110
2,100
2,090
2,080
2,070
10.00
20.00
30.00
40.00
50.00
60.00
70.00
80.00
90.00
Apr-93
Apr-94
Apr-95
Apr-96
Apr-97
Apr-98
Apr-99
Apr-00
Apr-01
Apr-02
Apr-03
Apr-04
Apr-05
Apr-06
Apr-07
Apr-08
Apr-09
Apr-10
Measurement Date
Water Table Elevation

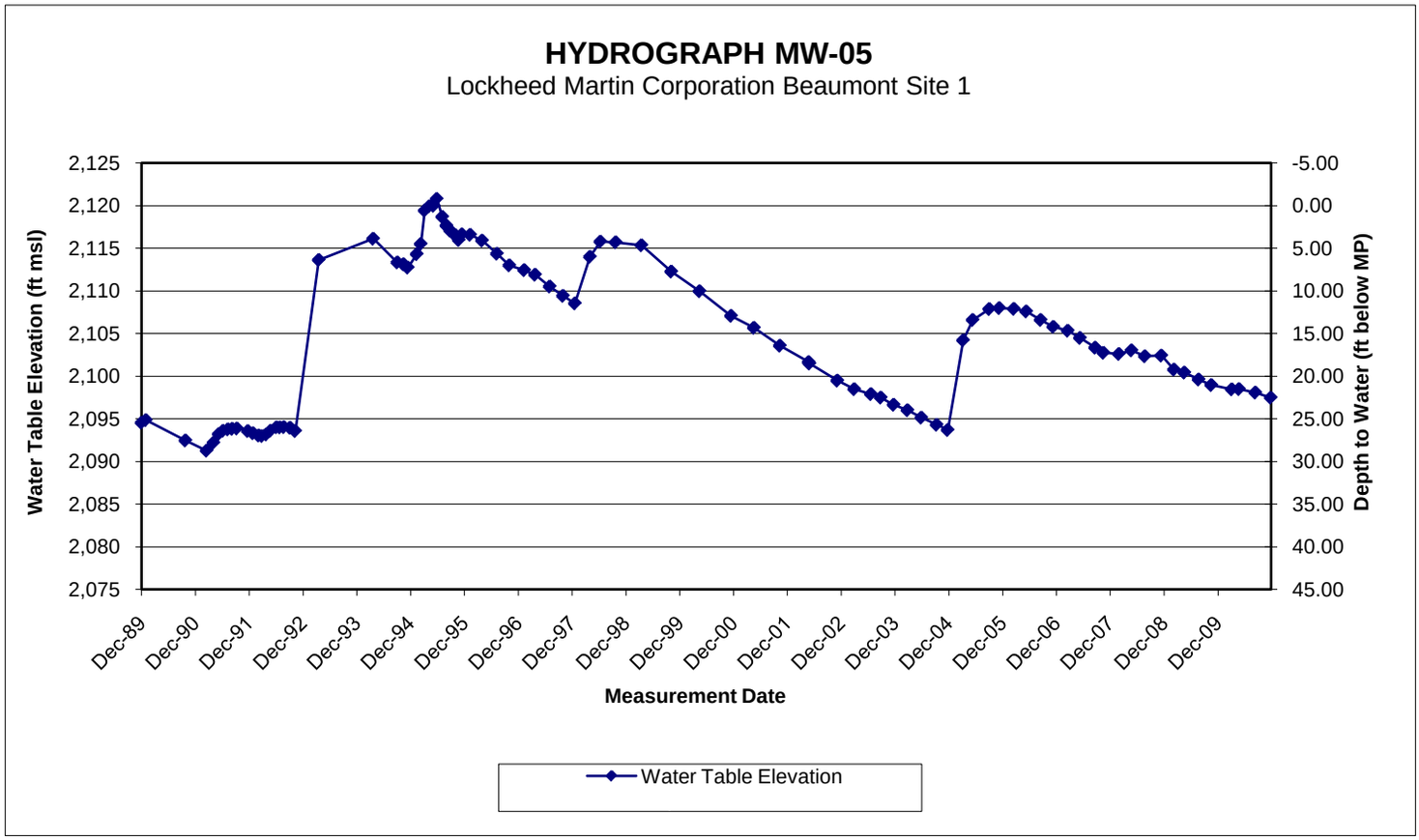
HYDROGRAPH MW-05
Lockheed Martin Corporation Beaumont Site 1
Water Table Elevation (ft msl)
Depth to Water (ft below MP)
2,125
2,120
2,115
2,110
2,105
2,100
2,095
2,090
2,085
2,080
2,075
-5.00
0.00
5.00
10.00
15.00
20.00
25.00
30.00
35.00
40.00
45.00
Dec-89
Dec-90
Dec-91
Dec-92
Dec-93
Dec-94
Dec-95
Dec-96
Dec-97
Dec-98
Dec-99
Dec-00
Dec-01
Dec-02
Dec-03
Dec-04
Dec-05
Dec-06
Dec-07
Dec-08
Dec-09
Measurement Date
Water Table Elevation

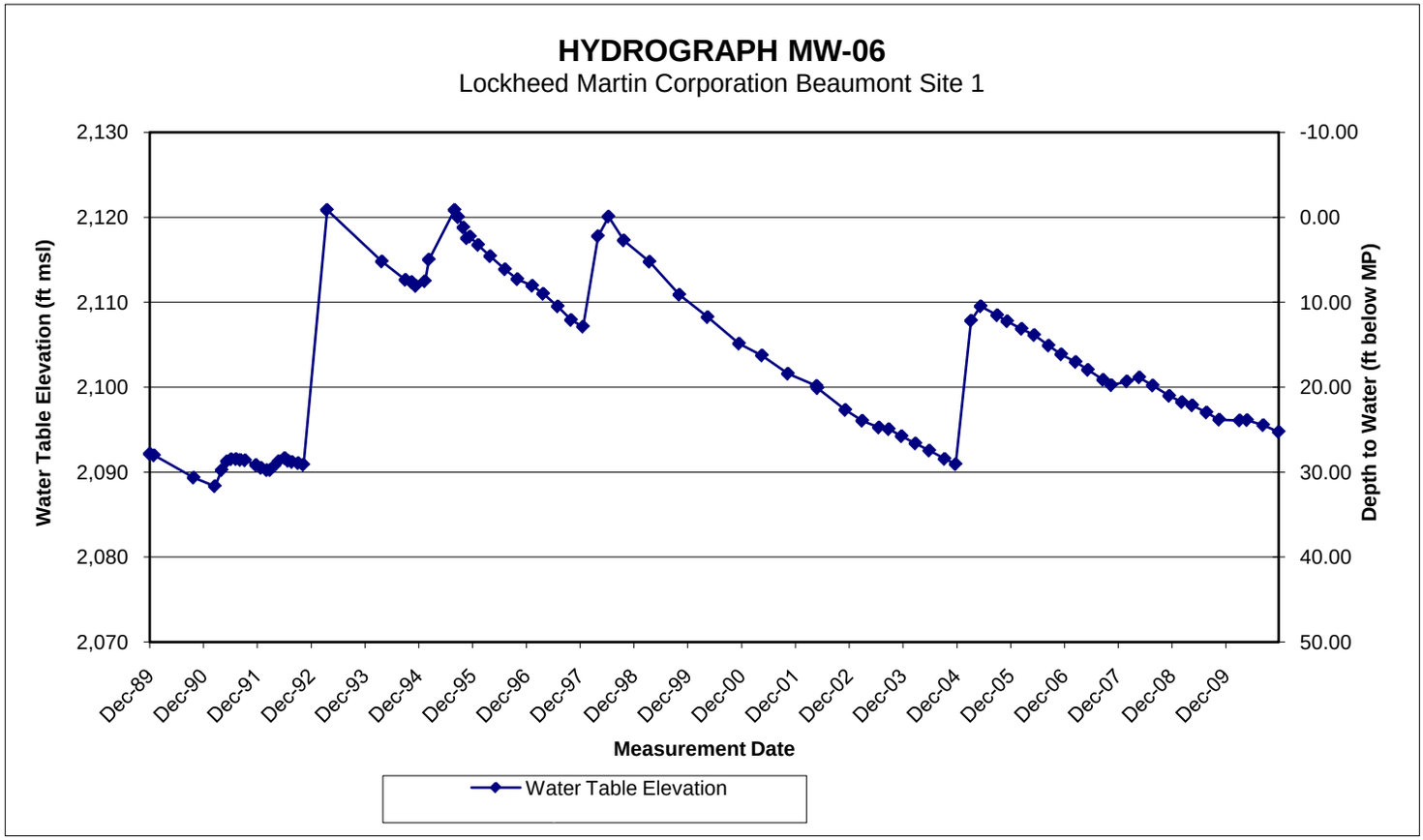
HYDROGRAPH MW-06
Lockheed Martin Corporation Beaumont Site 1
Water Table Elevation (ft msl)
Depth to Water (ft below MP)
2,130
2,120
2,110
2,100
2,090
2,080
2,070
-10.00
0.00
10.00
20.00
30.00
40.00
50.00
Dec-89
Dec-90
Dec-91
Dec-92
Dec-93
Dec-94
Dec-95
Dec-96
Dec-97
Dec-98
Dec-99
Dec-00
Dec-01
Dec-02
Dec-03
Dec-04
Dec-05
Dec-06
Dec-07
Dec-08
Dec-09
Measurement Date
Water Table Elevation

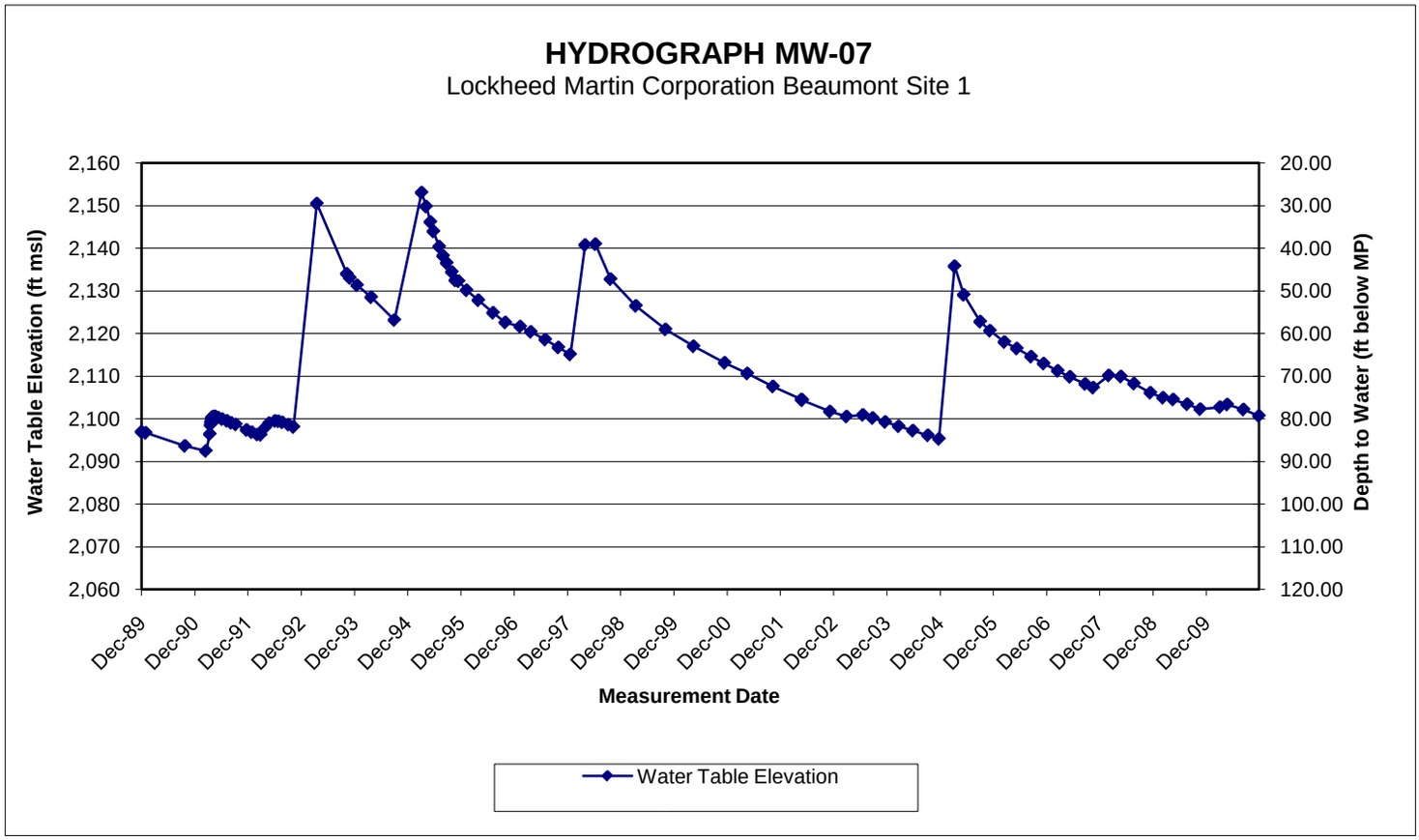
HYDROGRAPH MW-07
Lockheed Martin Corporation Beaumont Site 1
Water Table Elevation (ft msl)
Depth to Water (ft below MP)
2,160
2,150
2,140
2,130
2,120
2,110
2,100
2,090
2,080
2,070
2,060
20.00
30.00
40.00
50.00
60.00
70.00
80.00
90.00
100.00
110.00
120.00
Dec-89
Dec-90
Dec-91
Dec-92
Dec-93
Dec-94
Dec-95
Dec-96
Dec-97
Dec-98
Dec-99
Dec-00
Dec-01
Dec-02
Dec-03
Dec-04
Dec-05
Dec-06
Dec-07
Dec-08
Dec-09
Measurement Date
Water Table Elevation

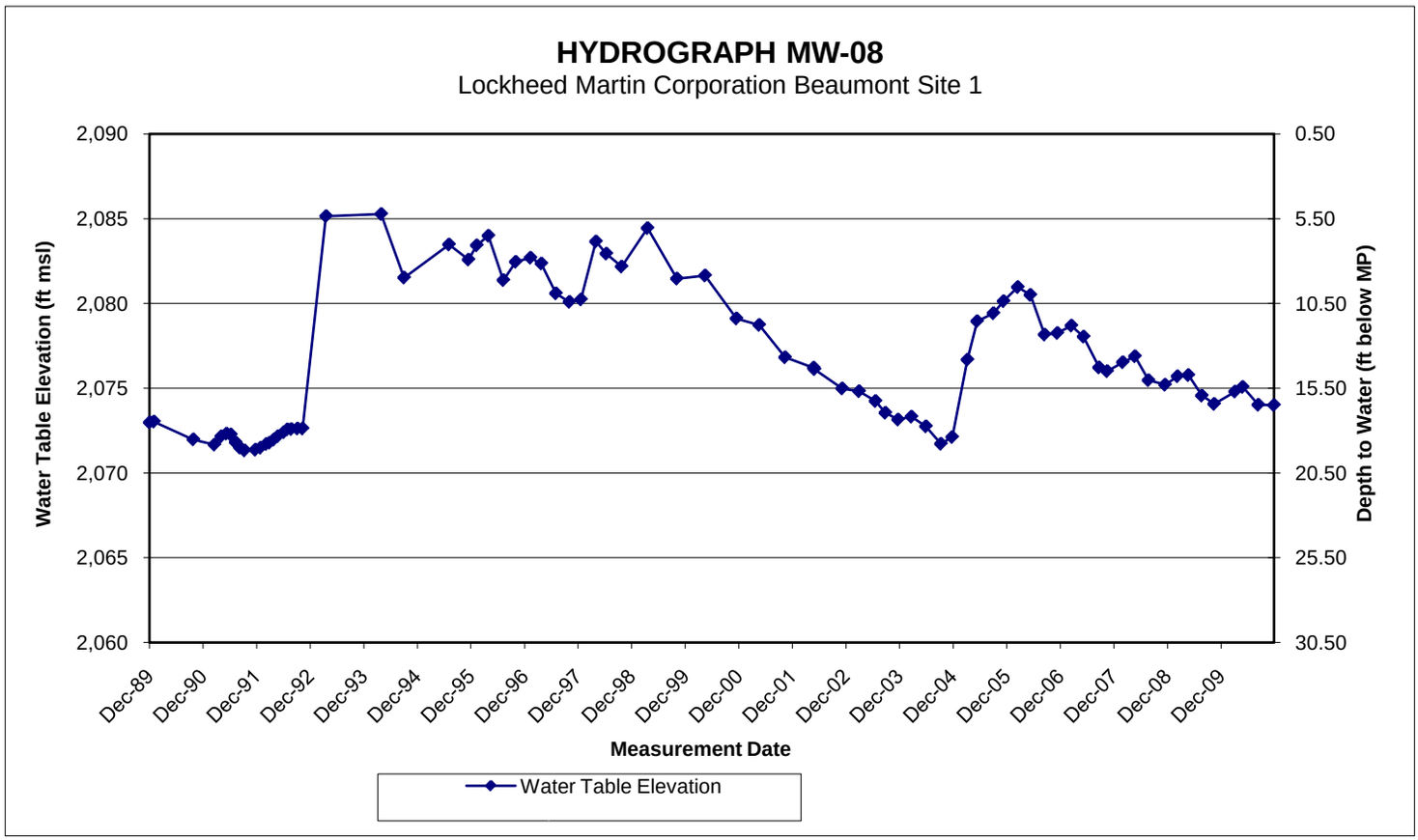
HYDROGRAPH MW-08
Lockheed Martin Corporation Beaumont Site 1
Water Table Elevation (ft msl)
Depth to Water (ft below MP)
2,090
2,085
2,080
2,075
2,070
2,065
2,060
0.50
5.50
10.50
15.50
20.50
25.50
30.50
Dec-89
Dec-90
Dec-91
Dec-92
Dec-93
Dec-94
Dec-95
Dec-96
Dec-97
Dec-98
Dec-99
Dec-00
Dec-01
Dec-02
Dec-03
Dec-04
Dec-05
Dec-06
Dec-07
Dec-08
Dec-09
Measurement Date
Water Table Elevation

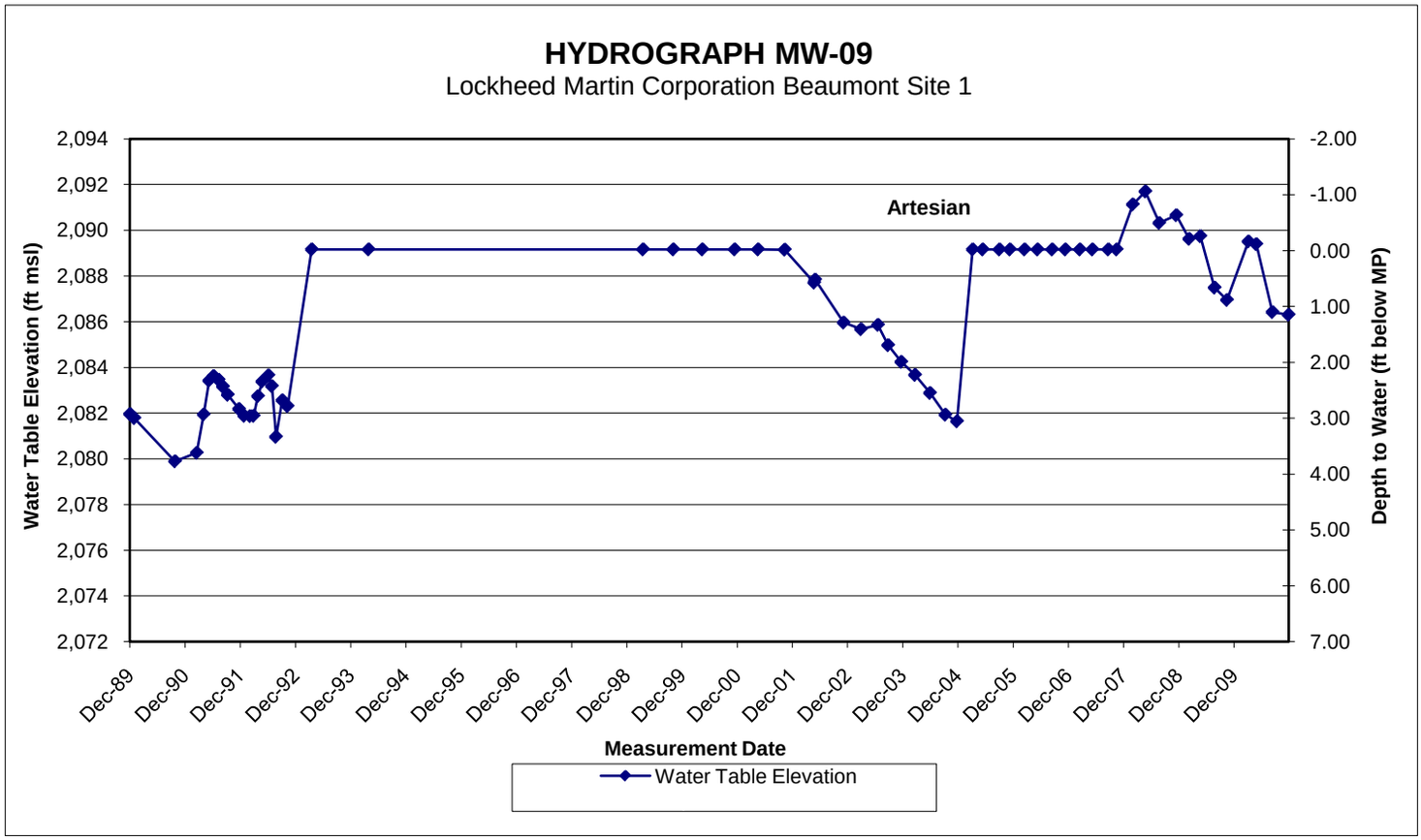
HYDROGRAPH MW-09
Lockheed Martin Corporation Beaumont Site 1
Artesian
Water Table Elevation (ft msl)
Depth to Water (ft below MP)
2,094
2,092
2,090
2,088
2,086
2,084
2,082
2,080
2,078
2,076
2,074
2,072
-2.00
-1.00
0.00
1.00
2.00
3.00
4.00
5.00
6.00
7.00
Dec-89
Dec-90
Dec-91
Dec-92
Dec-93
Dec-94
Dec-95
Dec-96
Dec-97
Dec-98
Dec-99
Dec-00
Dec-01
Dec-02
Dec-03
Dec-04
Dec-05
Dec-06
Dec-07
Dec-08
Dec-09
Measurement Date
Water Table Elevation

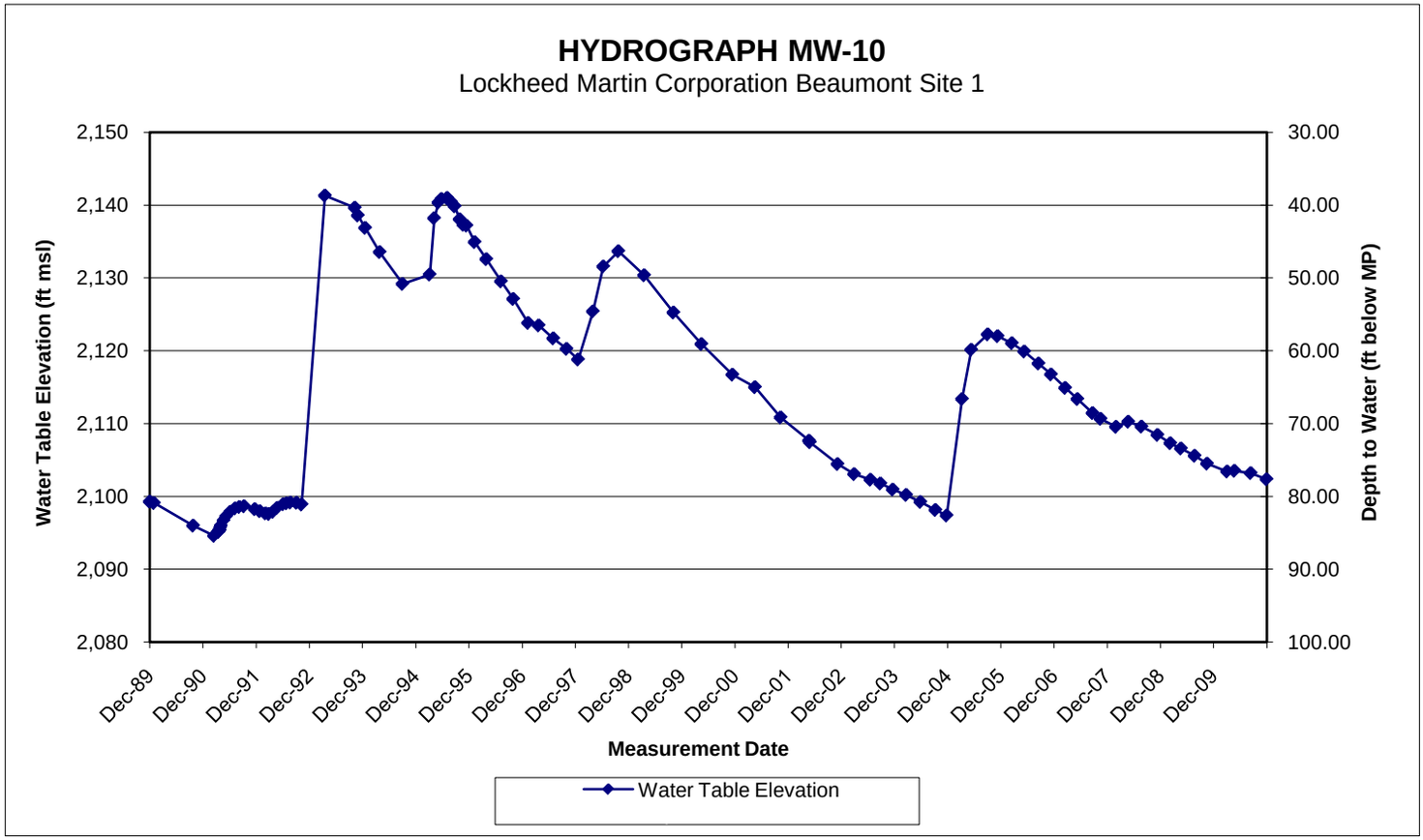
HYDROGRAPH MW-10
Lockheed Martin Corporation Beaumont Site 1
Water Table Elevation (ft msl)
Depth to Water (ft below MP)
2,150
2,140
2,130
2,120
2,110
2,100
2,090
2,080
30.00
40.00
50.00
60.00
70.00
80.00
90.00
100.00
Dec-89
Dec-90
Dec-91
Dec-92
Dec-93
Dec-94
Dec-95
Dec-96
Dec-97
Dec-98
Dec-99
Dec-00
Dec-01
Dec-02
Dec-03
Dec-04
Dec-05
Dec-06
Dec-07
Dec-08
Dec-09
Measurement Date
Water Table Elevation

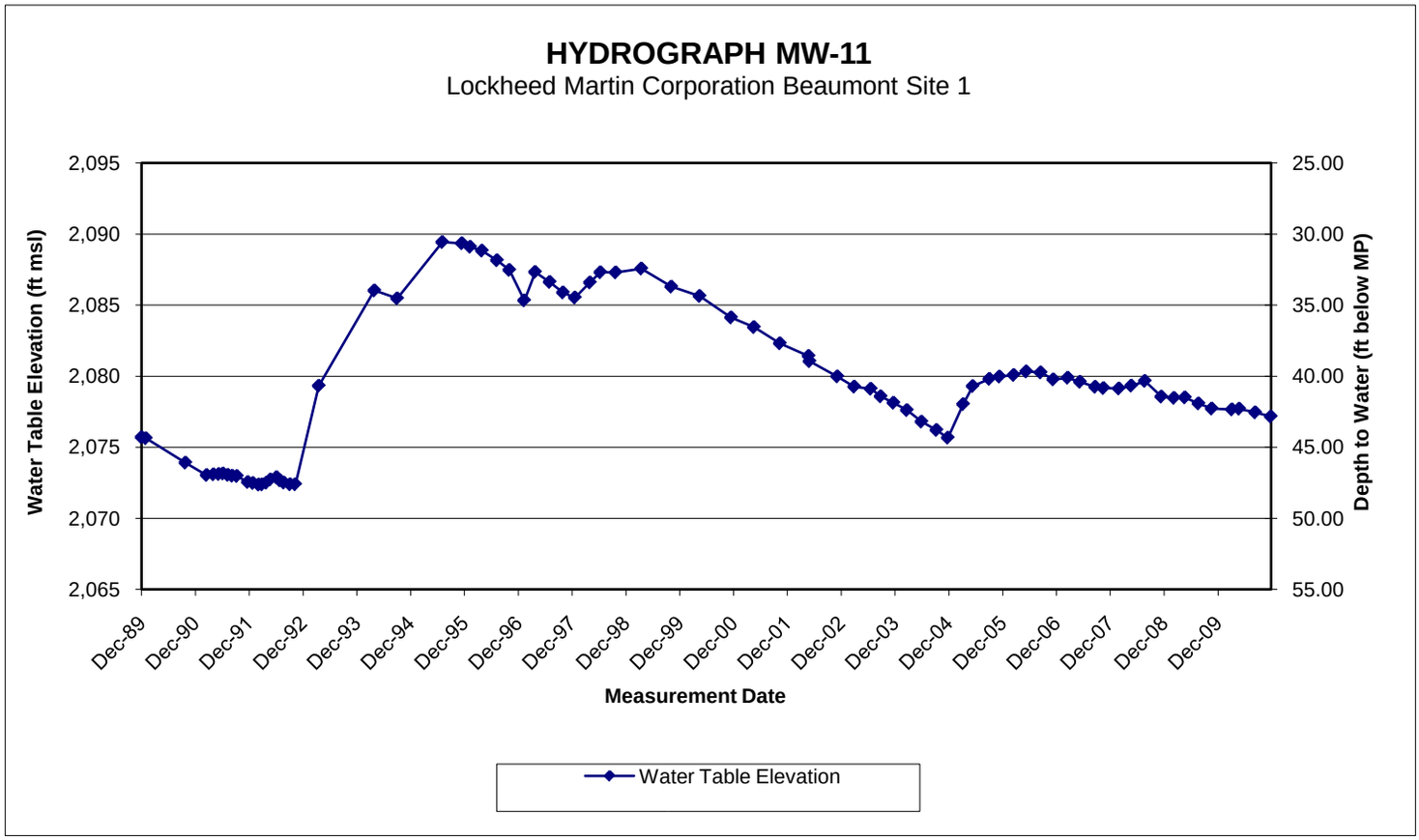
HYDROGRAPH MW-11
Lockheed Martin Corporation Beaumont Site 1
Water Table Elevation (ft msl)
Depth to Water (ft below MP)
2,095
2,090
2,085
2,080
2,075
2,070
2,065
25.00
30.00
35.00
40.00
45.00
50.00
55.00
Dec-89
Dec-90
Dec-91
Dec-92
Dec-93
Dec-94
Dec-95
Dec-96
Dec-97
Dec-98
Dec-99
Dec-00
Dec-01
Dec-02
Dec-03
Dec-04
Dec-05
Dec-06
Dec-07
Dec-08
Dec-09
Measurement Date
Water Table Elevation

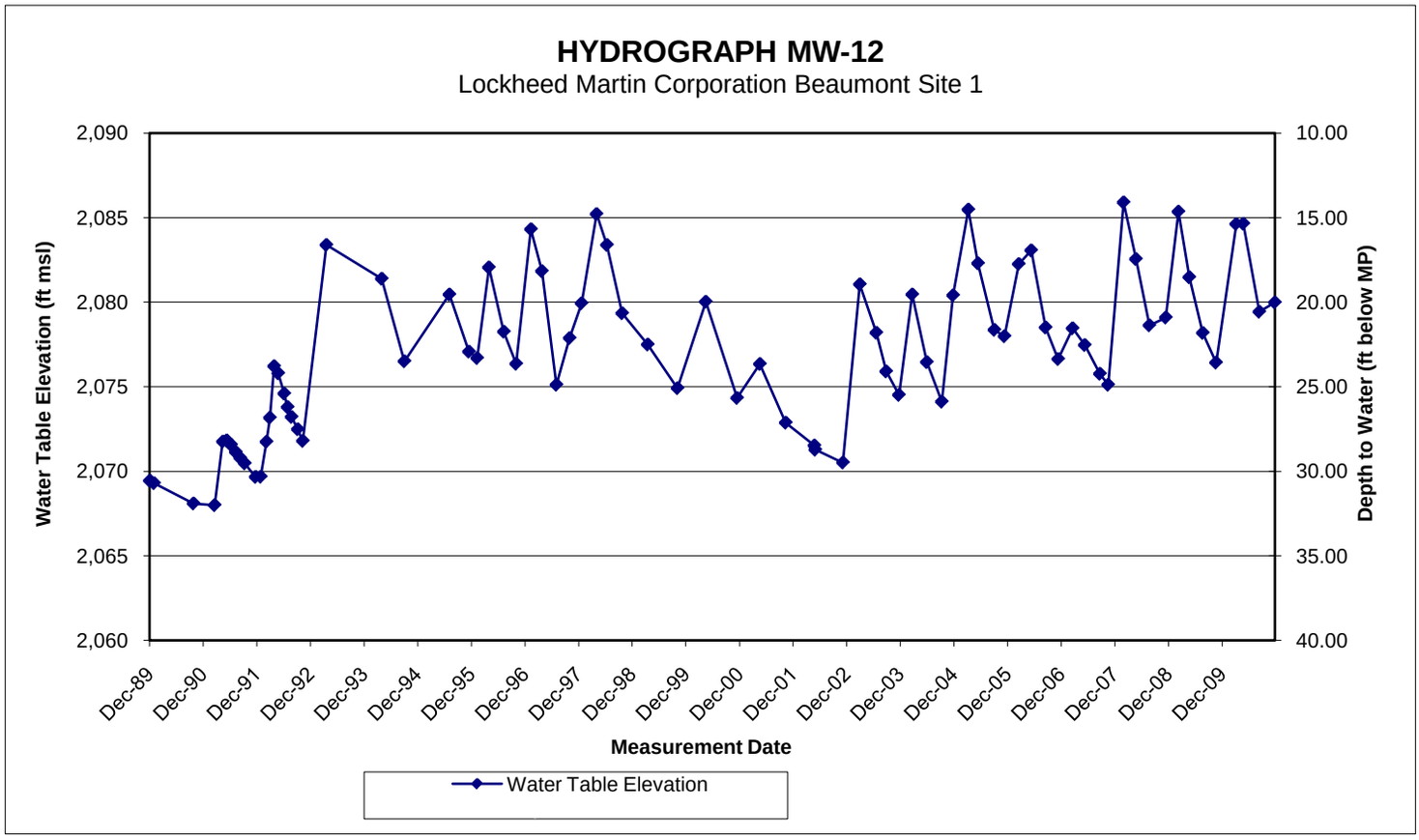
HYDROGRAPH MW-12
Lockheed Martin Corporation Beaumont Site 1
Water Table Elevation (ft msl)
Depth to Water (ft below MP)
2,090
2,085
2,080
2,075
2,070
2,065
2,060
10.00
15.00
20.00
25.00
30.00
35.00
40.00
Dec-89
Dec-90
Dec-91
Dec-92
Dec-93
Dec-94
Dec-95
Dec-96
Dec-97
Dec-98
Dec-99
Dec-00
Dec-01
Dec-02
Dec-03
Dec-04
Dec-05
Dec-06
Dec-07
Dec-08
Dec-09
Measurement Date
Water Table Elevation

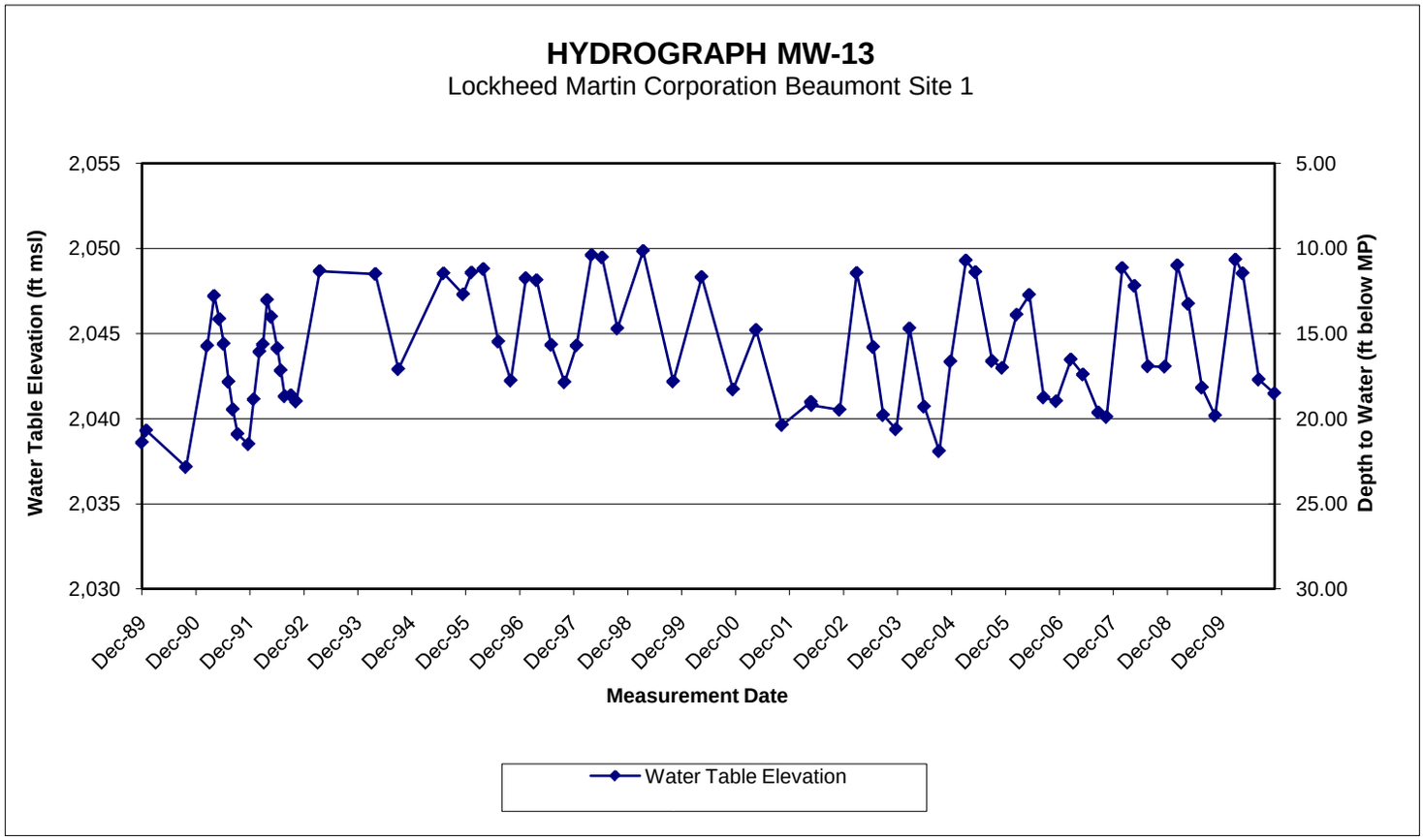
HYDROGRAPH MW-13
Lockheed Martin Corporation Beaumont Site 1
Water Table Elevation (ft msl)
Depth to Water (ft below MP)
2,055
2,050
2,045
2,040
2,035
2,030
5.00
10.00
15.00
20.00
25.00
30.00
Dec-89
Dec-90
Dec-91
Dec-92
Dec-93
Dec-94
Dec-95
Dec-96
Dec-97
Dec-98
Dec-99
Dec-00
Dec-01
Dec-02
Dec-03
Dec-04
Dec-05
Dec-06
Dec-07
Dec-08
Dec-09
Measurement Date
Water Table Elevation

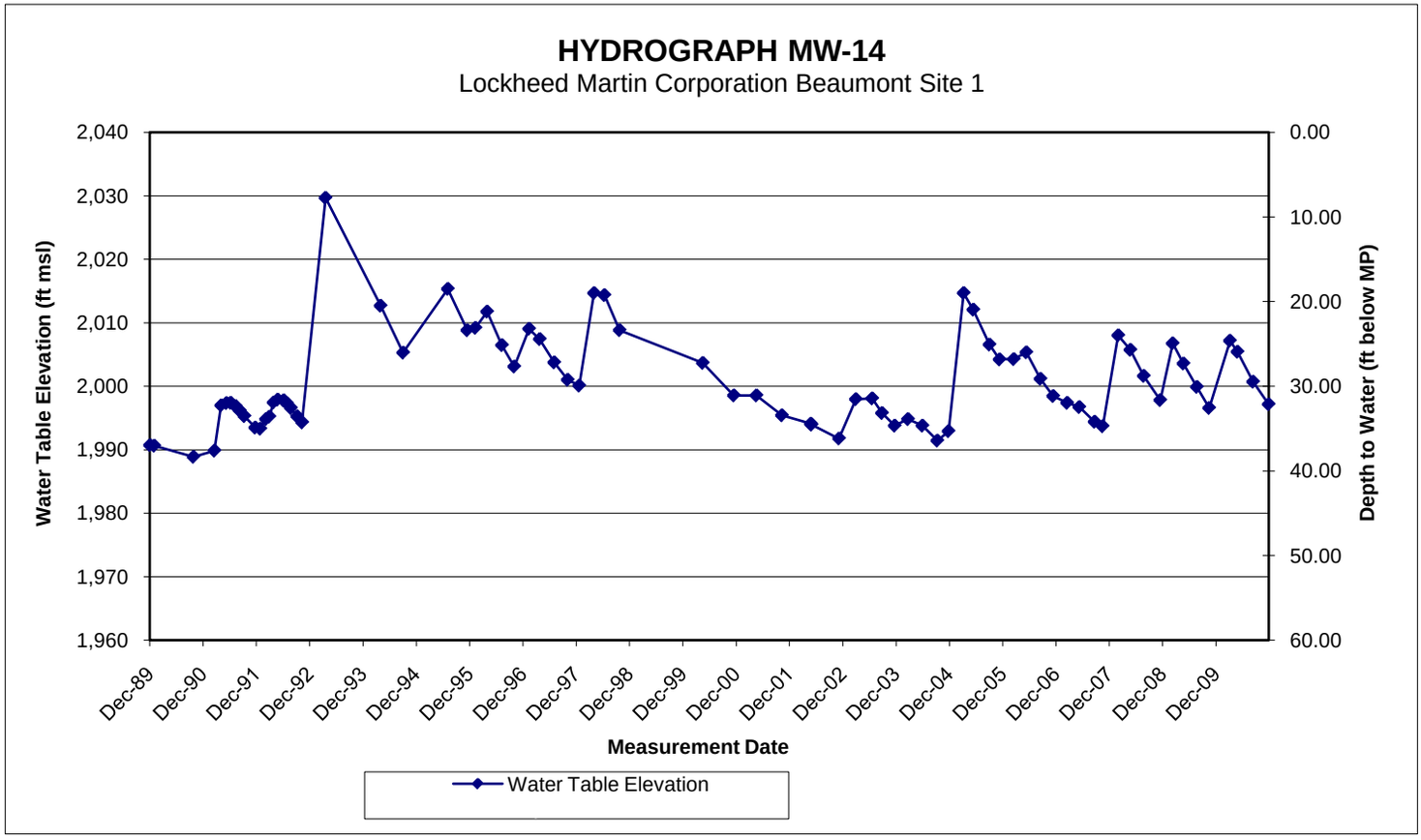
HYDROGRAPH MW-14
Lockheed Martin Corporation Beaumont Site 1
Water Table Elevation (ft msl)
Depth to Water (ft below MP)
2,040
2,030
2,020
2,010
2,000
1,990
1,980
1,970
1,960
0.00
10.00
20.00
30.00
40.00
50.00
60.00
Dec-89
Dec-90
Dec-91
Dec-92
Dec-93
Dec-94
Dec-95
Dec-96
Dec-97
Dec-98
Dec-99
Dec-00
Dec-01
Dec-02
Dec-03
Dec-04
Dec-05
Dec-06
Dec-07
Dec-08
Dec-09
Measurement Date
Water Table Elevation

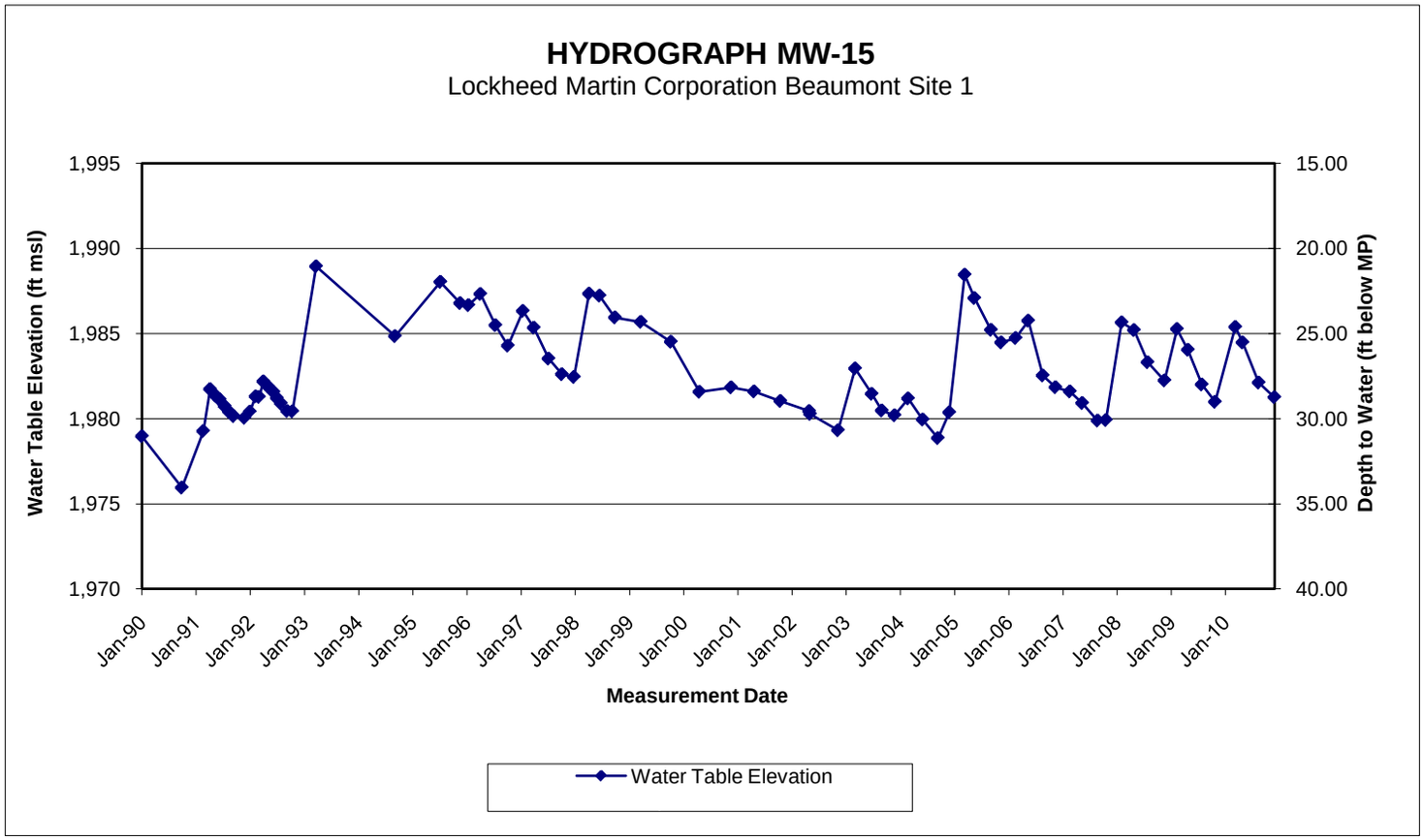
HYDROGRAPH MW-15
Lockheed Martin Corporation Beaumont Site 1
Water Table Elevation (ft msl)
Depth to Water (ft below MP)
1,995
1,990
1,985
1,980
1,975
1,970
15.00
20.00
25.00
30.00
35.00
40.00
Jan-90
Jan-91
Jan-92
Jan-93
Jan-94
Jan-95
Jan-96
Jan-97
Jan-98
Jan-99
Jan-00
Jan-01
Jan-02
Jan-03
Jan-04
Jan-05
Jan-06
Jan-07
Jan-08
Jan-09
Jan-10
Measurement Date
Water Table Elevation

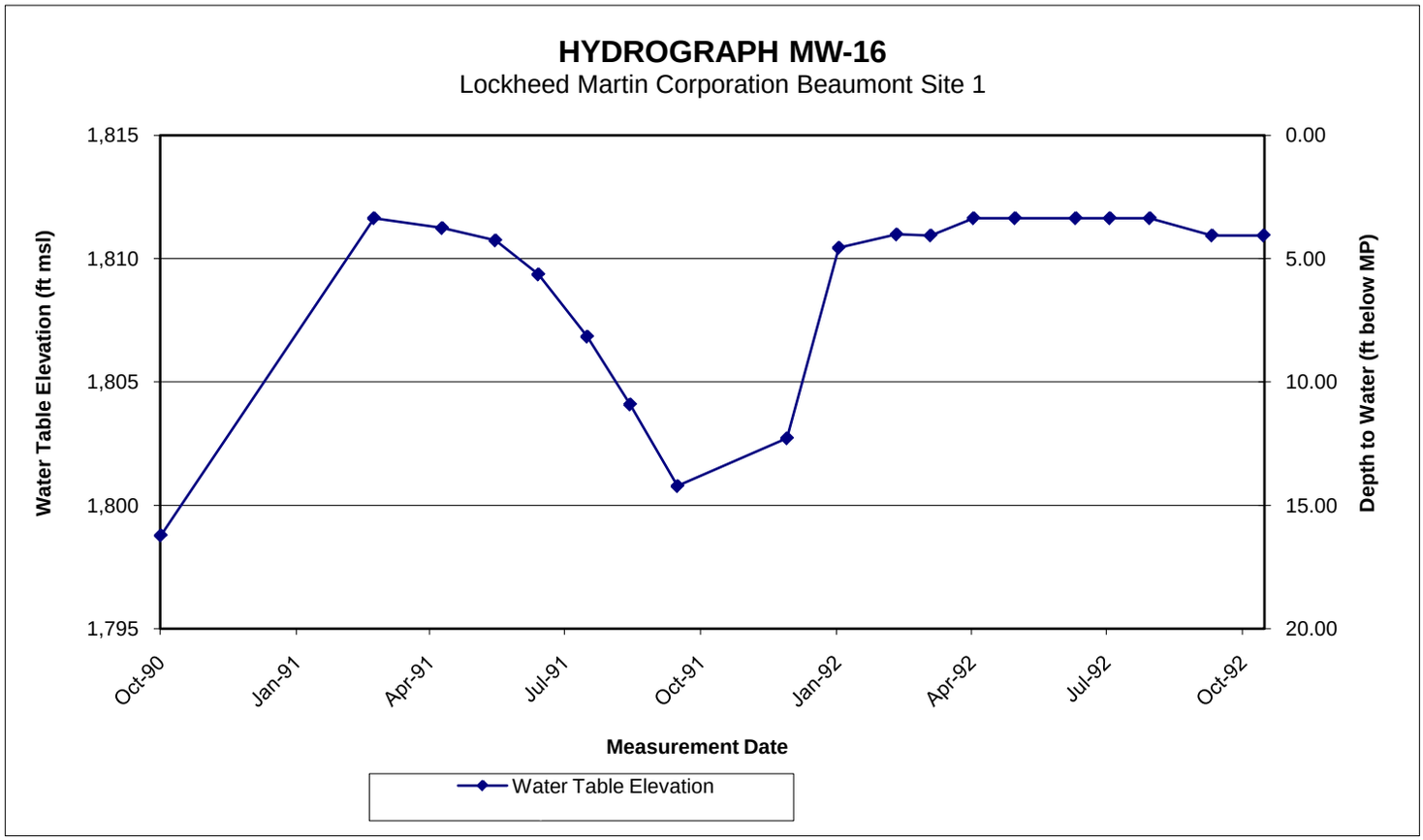
HYDROGRAPH MW-16
Lockheed Martin Corporation Beaumont Site 1
Water Table Elevation (ft msl)
Depth to Water (ft below MP)
1,815
1,810
1,805
1,800
1,795
0.00
5.00
10.00
15.00
20.00
Oct-90
Jan-91
Apr-91
Jul-91
Oct-91
Jan-92
Apr-92
Jul-92
Oct-92
Measurement Date
Water Table Elevation

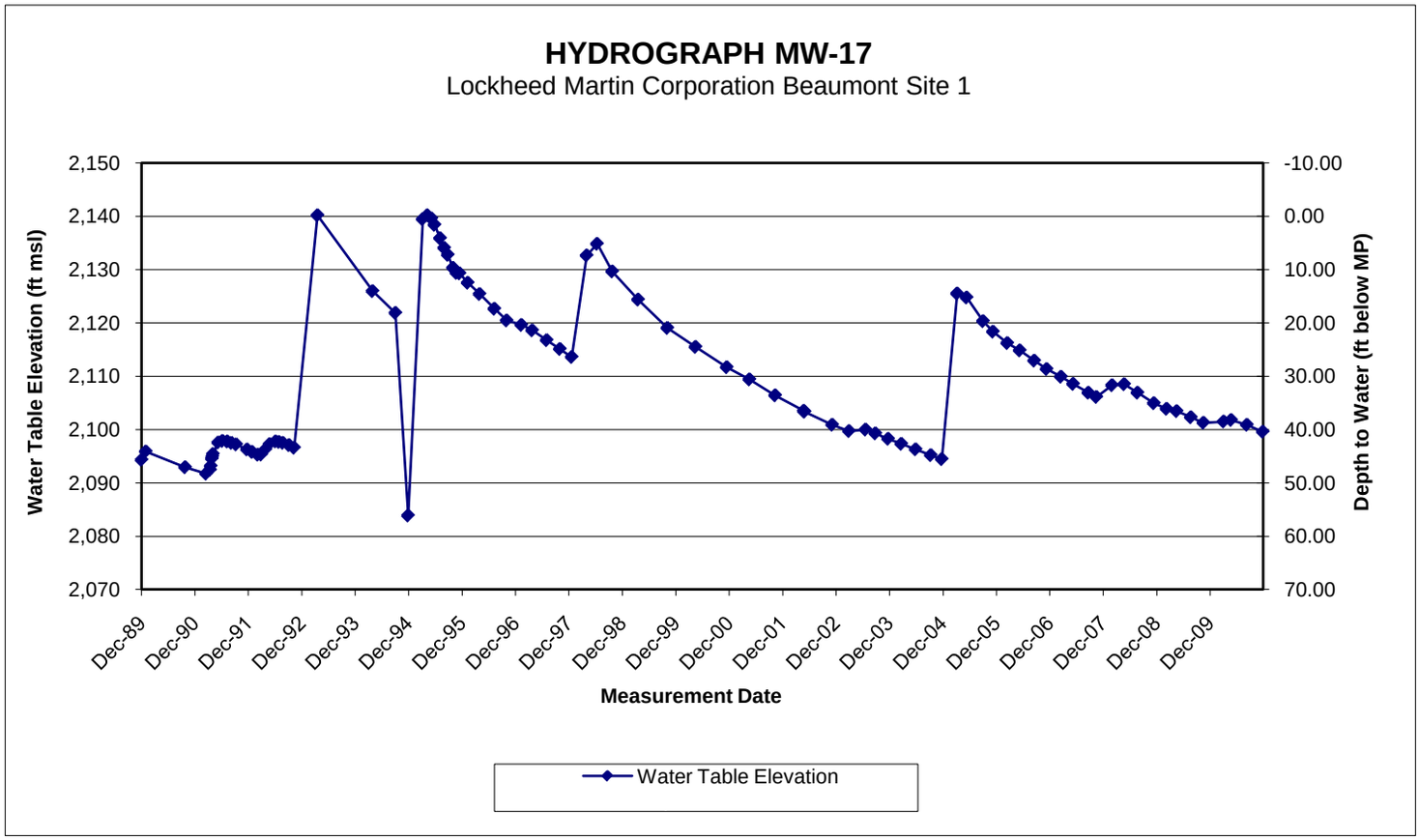
HYDROGRAPH MW-17
Lockheed Martin Corporation Beaumont Site 1
Water Table Elevation (ft msl)
Depth to Water (ft below MP)
2,150
2,140
2,130
2,120
2,110
2,100
2,090
2,080
2,070
-10.00
0.00
10.00
20.00
30.00
40.00
50.00
60.00
70.00
Dec-89
Dec-90
Dec-91
Dec-92
Dec-93
Dec-94
Dec-95
Dec-96
Dec-97
Dec-98
Dec-99
Dec-00
Dec-01
Dec-02
Dec-03
Dec-04
Dec-05
Dec-06
Dec-07
Dec-08
Dec-09
Measurement Date
Water Table Elevation

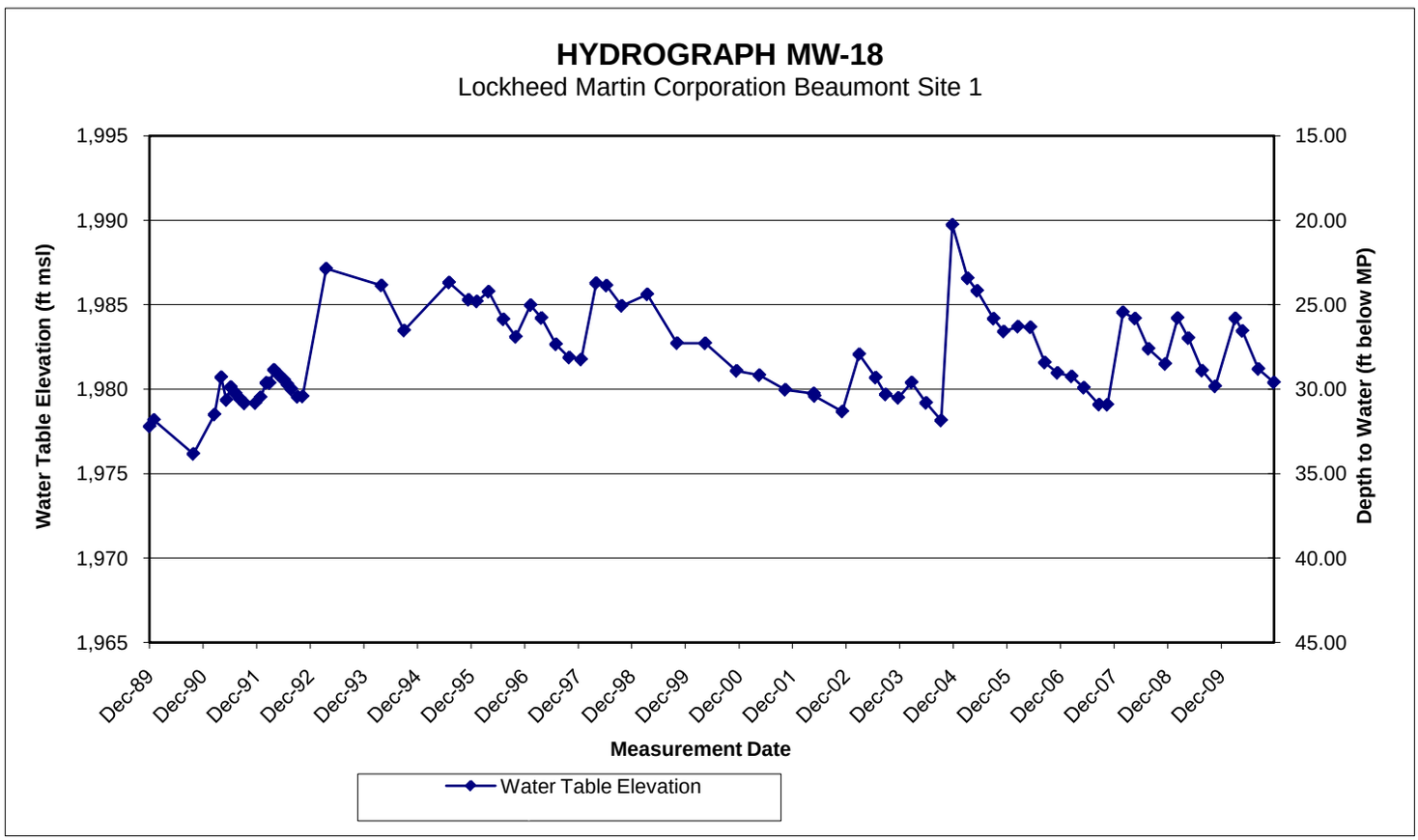
HYDROGRAPH MW-18
Lockheed Martin Corporation Beaumont Site 1
Water Table Elevation (ft msl)
Depth to Water (ft below MP)
1,995
1,990
1,985
1,980
1,975
1,970
1,965
15.00
20.00
25.00
30.00
35.00
40.00
45.00
Dec-89
Dec-90
Dec-91
Dec-92
Dec-93
Dec-94
Dec-95
Dec-96
Dec-97
Dec-98
Dec-99
Dec-00
Dec-01
Dec-02
Dec-03
Dec-04
Dec-05
Dec-06
Dec-07
Dec-08
Dec-09
Measurement Date
Water Table Elevation

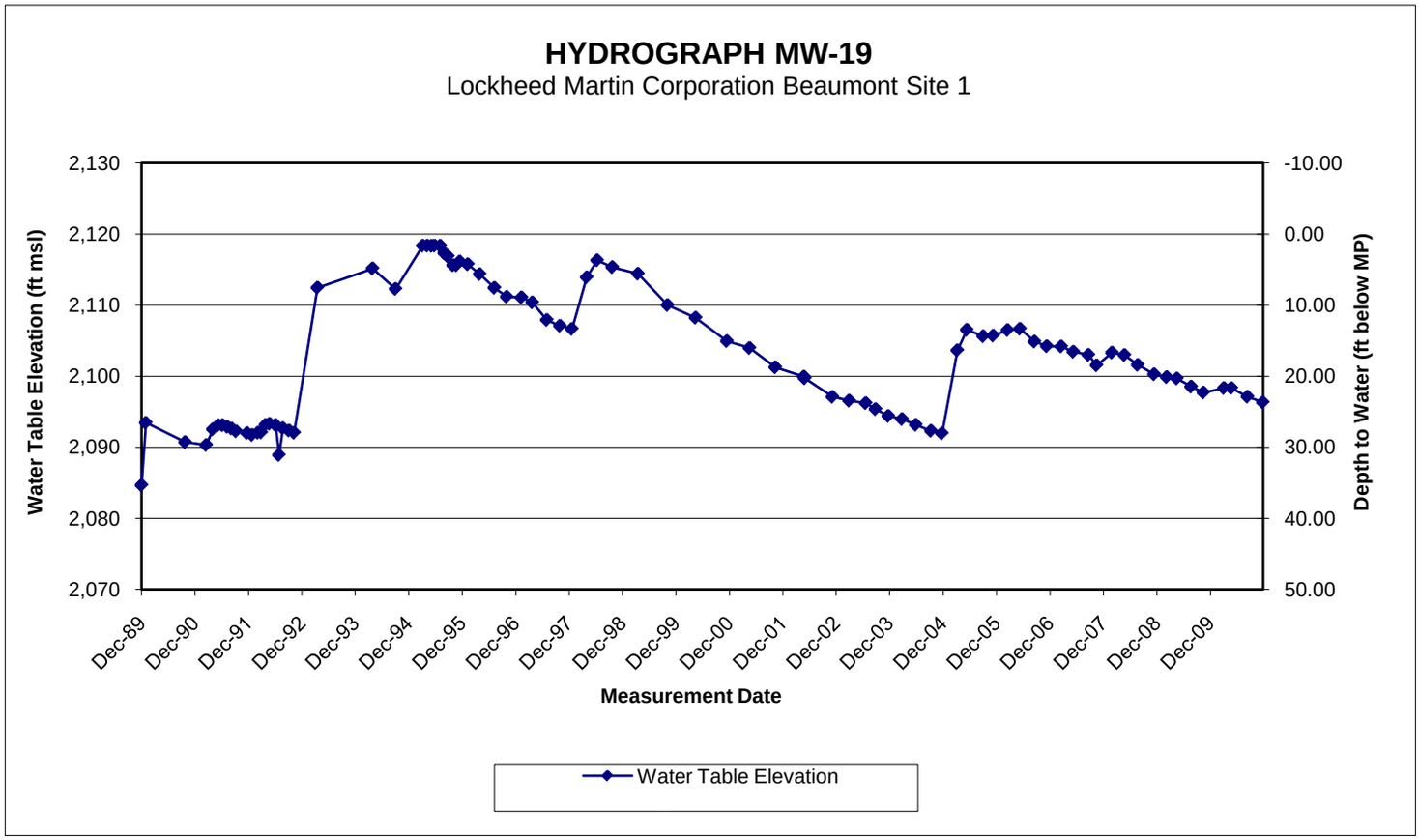
HYDROGRAPH MW-19
Lockheed Martin Corporation Beaumont Site 1
Water Table Elevation (ft msl)
Depth to Water (ft below MP)
2,130
2,120
2,110
2,100
2,090
2,080
2,070
-10.00
0.00
10.00
20.00
30.00
40.00
50.00
Dec-89
Dec-90
Dec-91
Dec-92
Dec-93
Dec-94
Dec-95
Dec-96
Dec-97
Dec-98
Dec-99
Dec-00
Dec-01
Dec-02
Dec-03
Dec-04
Dec-05
Dec-06
Dec-07
Dec-08
Dec-09
Measurement Date
Water Table Elevation

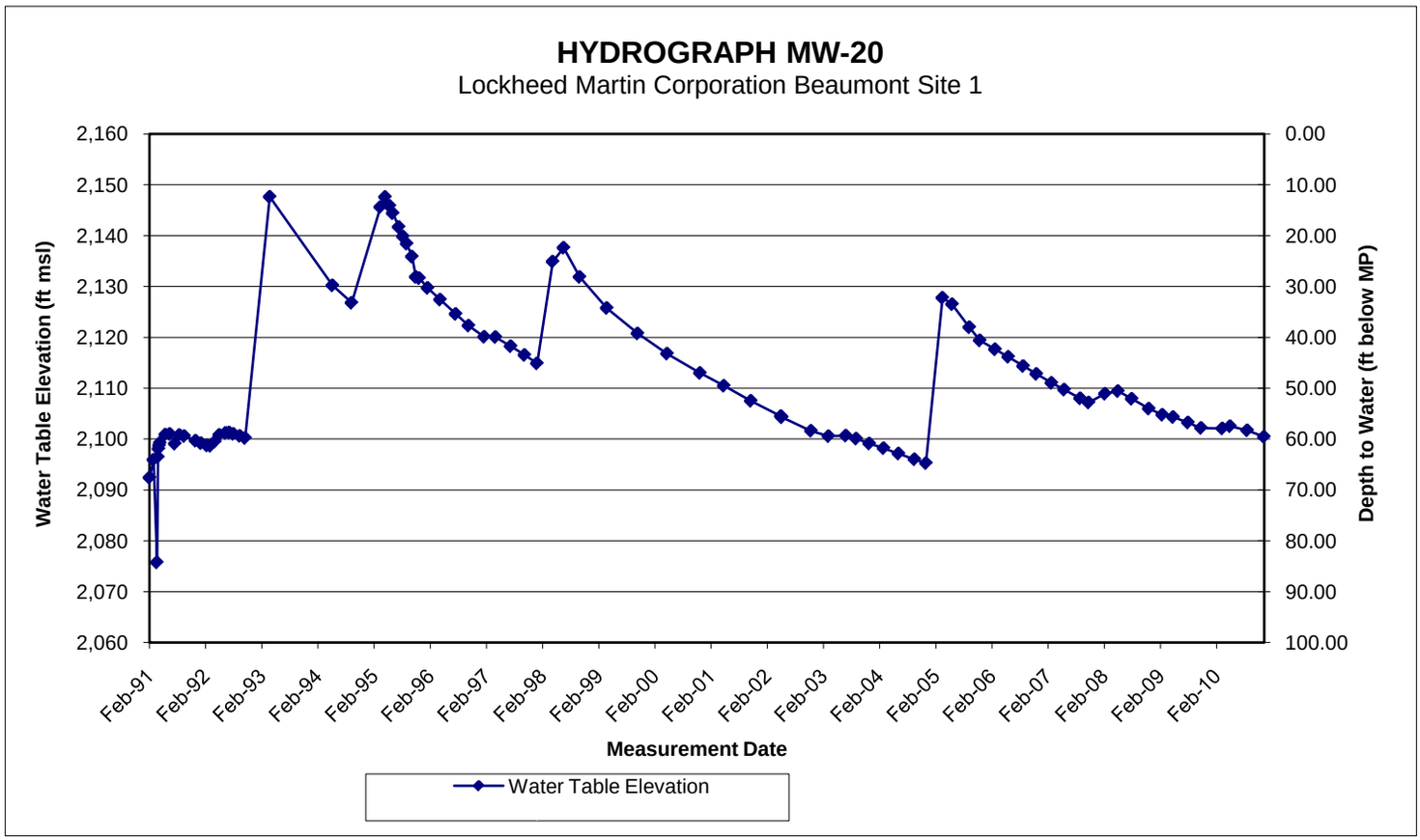
HYDROGRAPH MW-20
Lockheed Martin Corporation Beaumont Site 1
Water Table Elevation (ft msl)
Depth to Water (ft below MP)
2,160
2,150
2,140
2,130
2,120
2,110
2,100
2,090
2,080
2,070
2,060
0.00
10.00
20.00
30.00
40.00
50.00
60.00
70.00
80.00
90.00
100.00
Feb-91
Feb-92
Feb-93
Feb-94
Feb-95
Feb-96
Feb-97
Feb-98
Feb-99
Feb-00
Feb-01
Feb-02
Feb-03
Feb-04
Feb-05
Feb-06
Feb-07
Feb-08
Feb-09
Feb-10
Measurement Date
Water Table Elevation

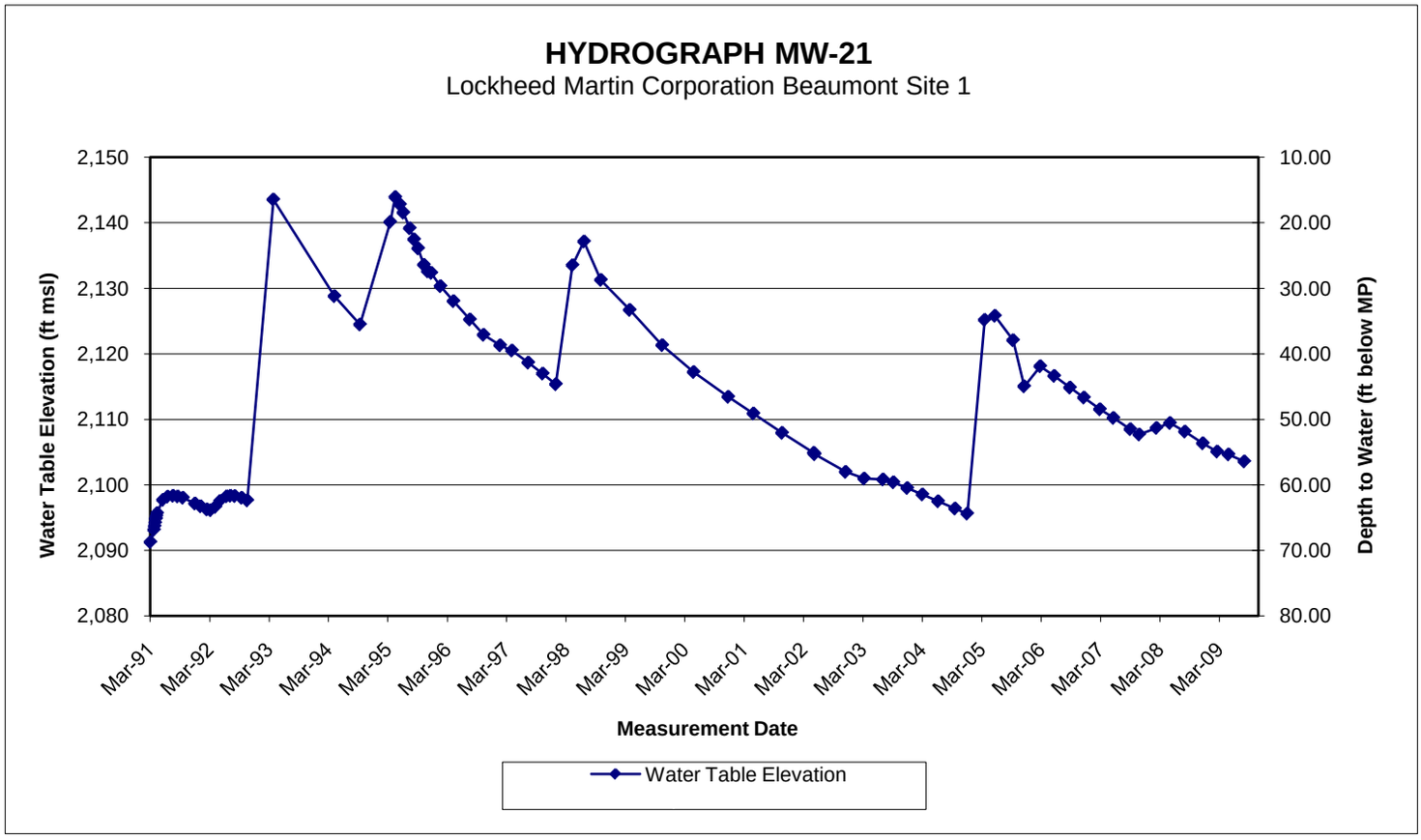
HYDROGRAPH MW-21
Lockheed Martin Corporation Beaumont Site 1
Water Table Elevation (ft msl)
Depth to Water (ft below MP)
2,150
2,140
2,130
2,120
2,110
2,100
2,090
2,080
10.00
20.00
30.00
40.00
50.00
60.00
70.00
80.00
Mar-91
Mar-92
Mar-93
Mar-94
Mar-95
Mar-96
Mar-97
Mar-98
Mar-99
Mar-00
Mar-01
Mar-02
Mar-03
Mar-04
Mar-05
Mar-06
Mar-07
Mar-08
Mar-09
Measurement Date
Water Table Elevation

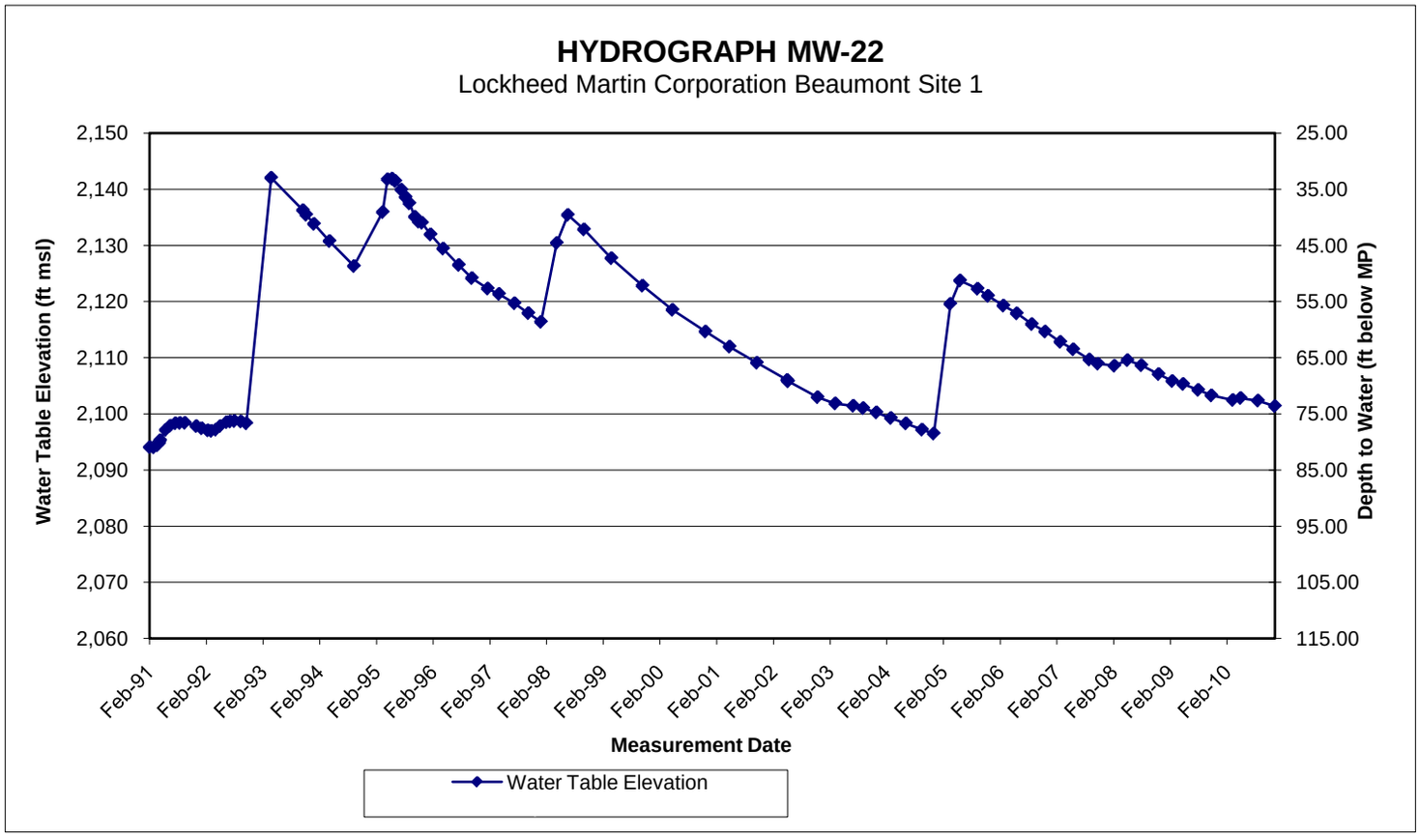
HYDROGRAPH MW-22
Lockheed Martin Corporation Beaumont Site 1
Water Table Elevation (ft msl)
Depth to Water (ft below MP)
2,150
2,140
2,130
2,120
2,110
2,100
2,090
2,080
2,070
2,060
25.00
35.00
45.00
55.00
65.00
75.00
85.00
95.00
105.00
115.00
Feb-91
Feb-92
Feb-93
Feb-94
Feb-95
Feb-96
Feb-97
Feb-98
Feb-99
Feb-00
Feb-01
Feb-02
Feb-03
Feb-04
Feb-05
Feb-06
Feb-07
Feb-08
Feb-09
Feb-10
Measurement Date
Water Table Elevation

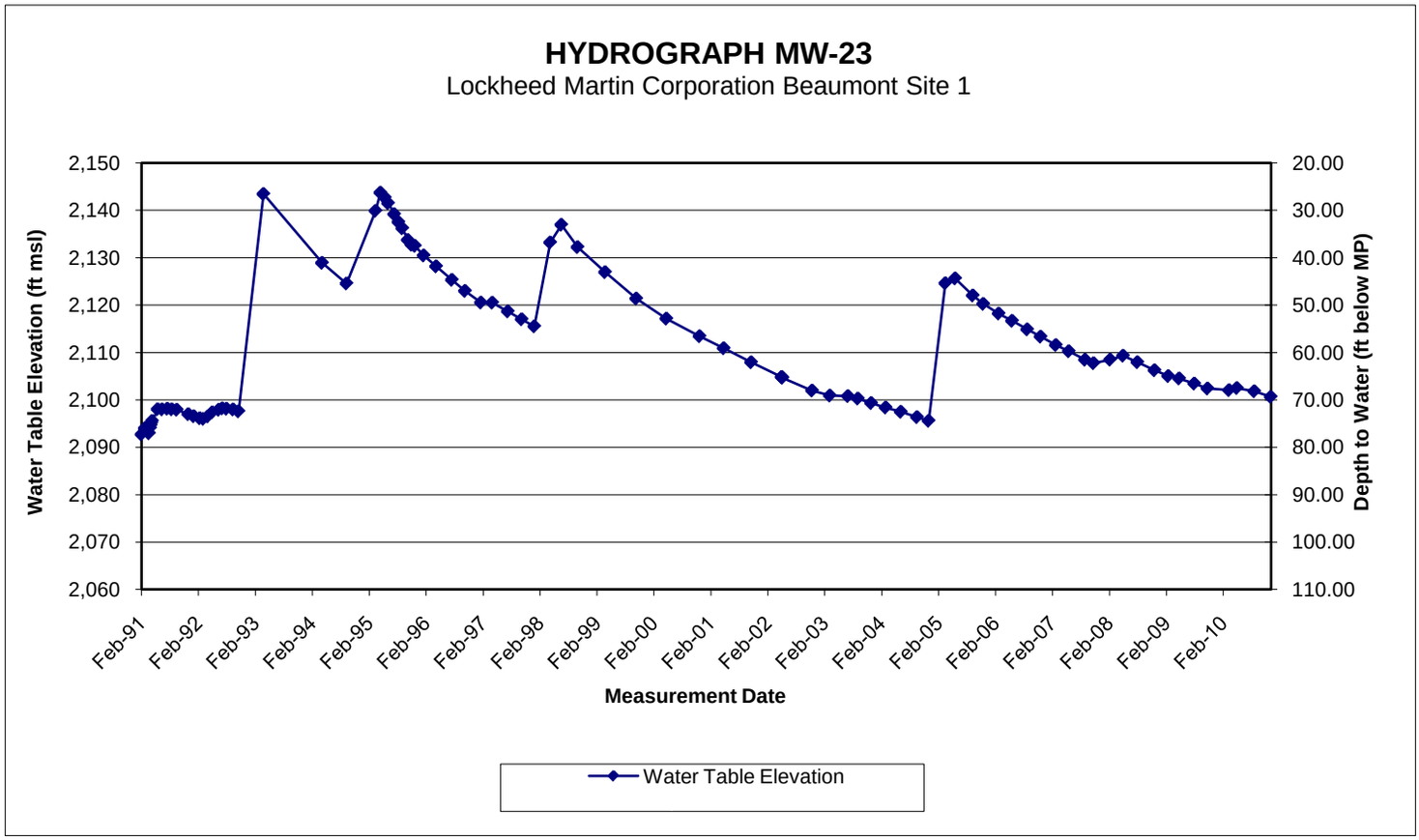
HYDROGRAPH MW-23
Lockheed Martin Corporation Beaumont Site 1
Water Table Elevation (ft msl)
Depth to Water (ft below MP)
2,150
2,140
2,130
2,120
2,110
2,100
2,090
2,080
2,070
2,060
20.00
30.00
40.00
50.00
60.00
70.00
80.00
90.00
100.00
110.00
Feb-91
Feb-92
Feb-93
Feb-94
Feb-95
Feb-96
Feb-97
Feb-98
Feb-99
Feb-00
Feb-01
Feb-02
Feb-03
Feb-04
Feb-05
Feb-06
Feb-07
Feb-08
Feb-09
Feb-10
Measurement Date
Water Table Elevation

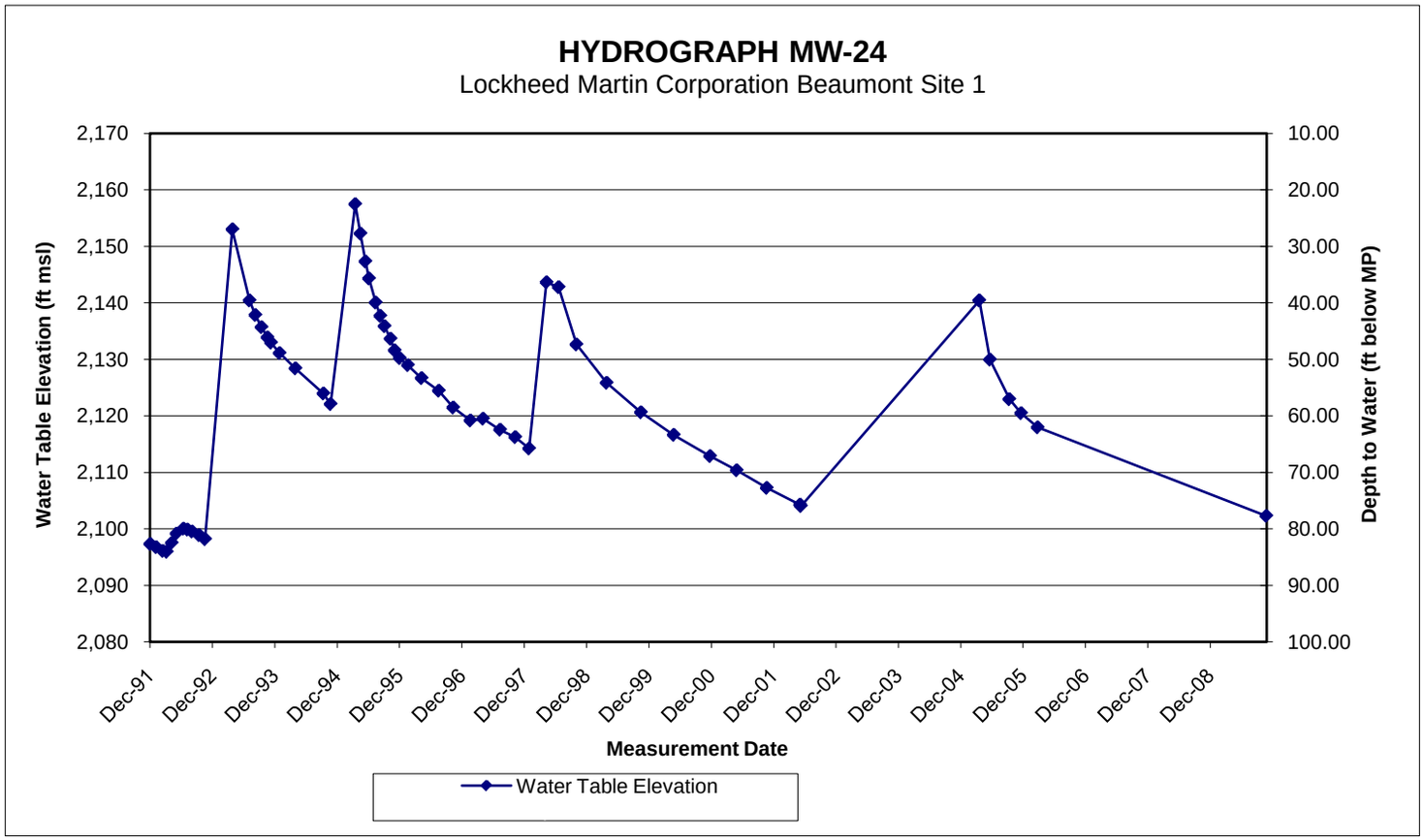
HYDROGRAPH MW-24
Lockheed Martin Corporation Beaumont Site 1
Water Table Elevation (ft msl)
Depth to Water (ft below MP)
2,170
2,160
2,150
2,140
2,130
2,120
2,110
2,100
2,090
2,080
10.00
20.00
30.00
40.00
50.00
60.00
70.00
80.00
90.00
100.00
Dec-91
Dec-92
Dec-93
Dec-94
Dec-95
Dec-96
Dec-97
Dec-98
Dec-99
Dec-00
Dec-01
Dec-02
Dec-03
Dec-04
Dec-05
Dec-06
Dec-07
Dec-08
Measurement Date
Water Table Elevation

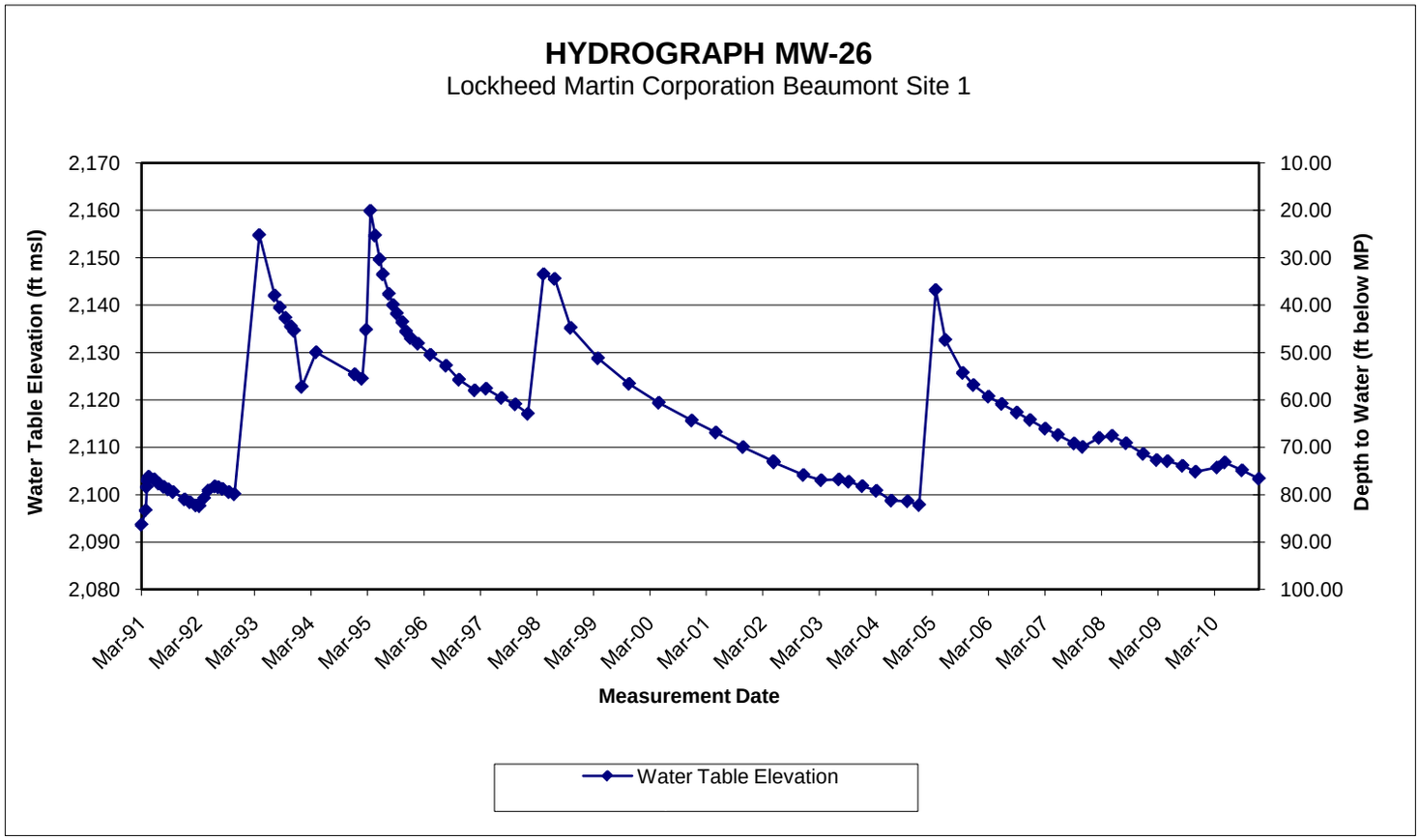
HYDROGRAPH MW-26
Lockheed Martin Corporation Beaumont Site 1
Water Table Elevation (ft msl)
Depth to Water (ft below MP)
2,170
2,160
2,150
2,140
2,130
2,120
2,110
2,100
2,090
2,080
10.00
20.00
30.00
40.00
50.00
60.00
70.00
80.00
90.00
100.00
Mar-91
Mar-92
Mar-93
Mar-94
Mar-95
Mar-96
Mar-97
Mar-98
Mar-99
Mar-00
Mar-01
Mar-02
Mar-03
Mar-04
Mar-05
Mar-06
Mar-07
Mar-08
Mar-09
Mar-10
Measurement Date
Water Table Elevation

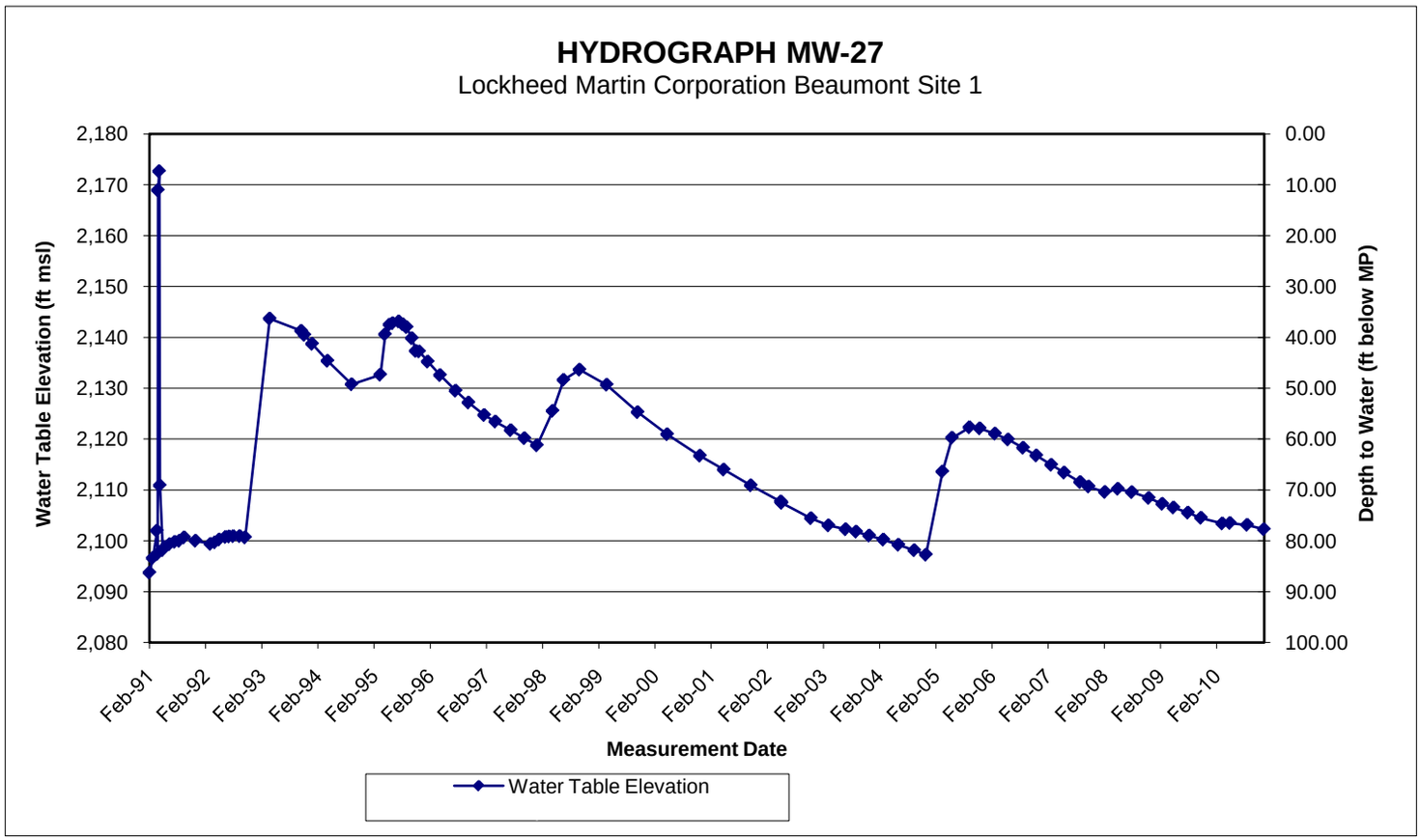
HYDROGRAPH MW-27
Lockheed Martin Corporation Beaumont Site 1
Water Table Elevation (ft msl)
Depth to Water (ft below MP)
2,180
2,170
2,160
2,150
2,140
2,130
2,120
2,110
2,100
2,090
2,080
0.00
10.00
20.00
30.00
40.00
50.00
60.00
70.00
80.00
90.00
100.00
Feb-91
Feb-92
Feb-93
Feb-94
Feb-95
Feb-96
Feb-97
Feb-98
Feb-99
Feb-00
Feb-01
Feb-02
Feb-03
Feb-04
Feb-05
Feb-06
Feb-07
Feb-08
Feb-09
Feb-10
Measurement Date
Water Table Elevation

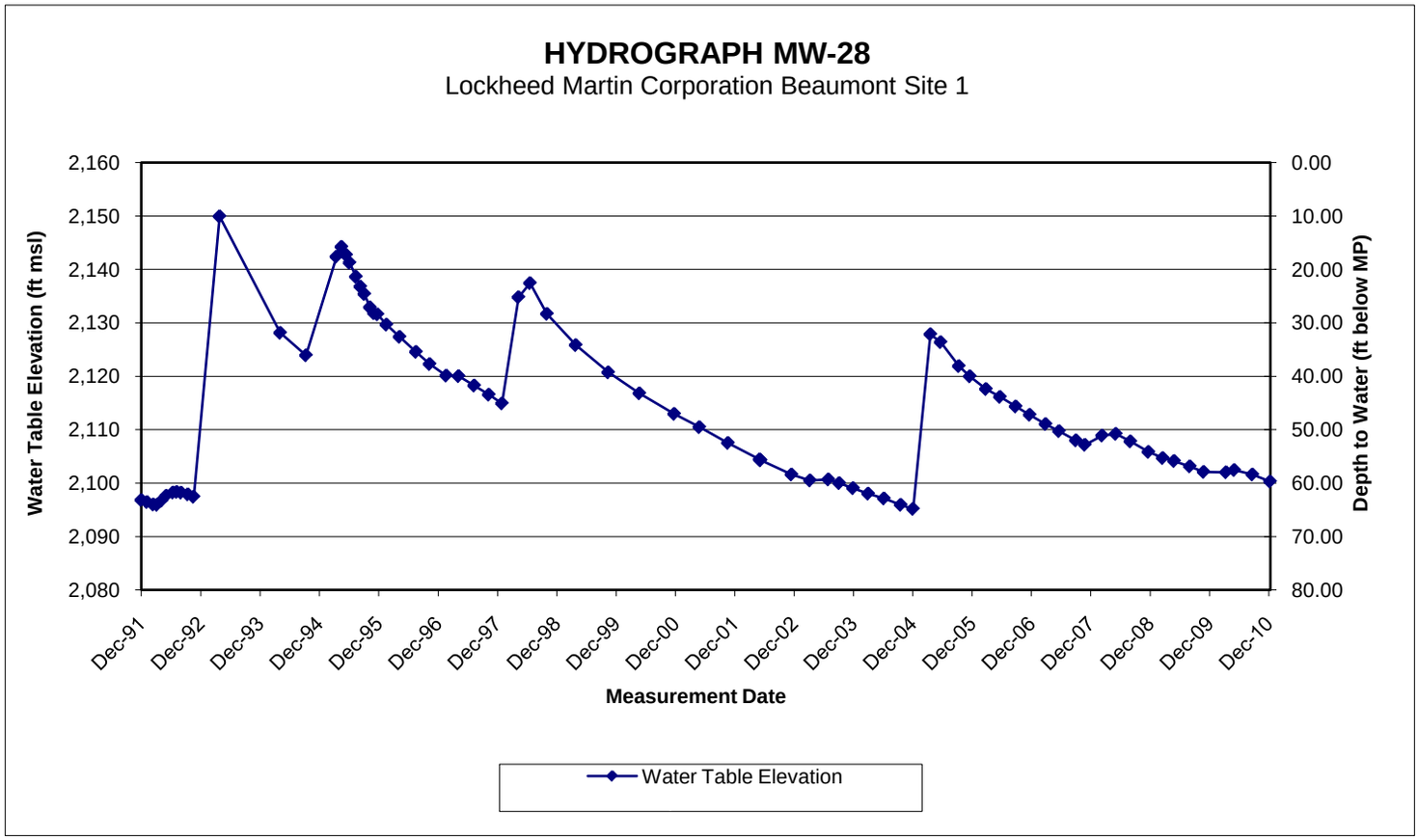
HYDROGRAPH MW-28
Lockheed Martin Corporation Beaumont Site 1
Water Table Elevation (ft msl)
Depth to Water (ft below MP)
2,160
2,150
2,140
2,130
2,120
2,110
2,100
2,090
2,080
0.00
10.00
20.00
30.00
40.00
50.00
60.00
70.00
80.00
Dec-91
Dec-92
Dec-93
Dec-94
Dec-95
Dec-96
Dec-97
Dec-98
Dec-99
Dec-00
Dec-01
Dec-02
Dec-03
Dec-04
Dec-05
Dec-06
Dec-07
Dec-08
Dec-09
Dec-10
Measurement Date
Water Table Elevation

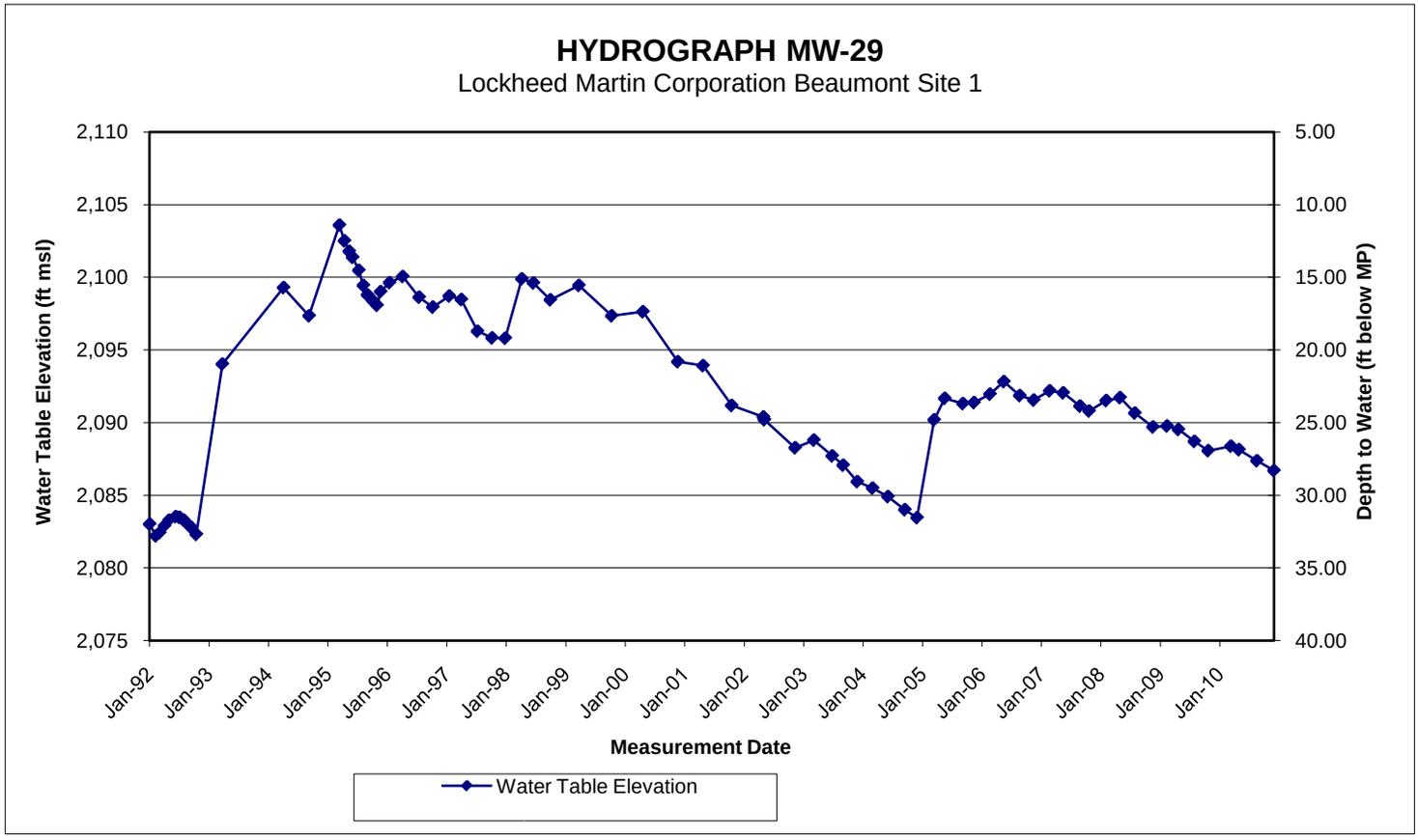
HYDROGRAPH MW-29
Lockheed Martin Corporation Beaumont Site 1
Water Table Elevation (ft msl)
Depth to Water (ft below MP)
2,110
2,105
2,100
2,095
2,090
2,085
2,080
2,075
5.00
10.00
15.00
20.00
25.00
30.00
35.00
40.00
Jan-92
Jan-93
Jan-94
Jan-95
Jan-96
Jan-97
Jan-98
Jan-99
Jan-00
Jan-01
Jan-02
Jan-03
Jan-04
Jan-05
Jan-06
Jan-07
Jan-08
Jan-09
Jan-10
Measurement Date
Water Table Elevation

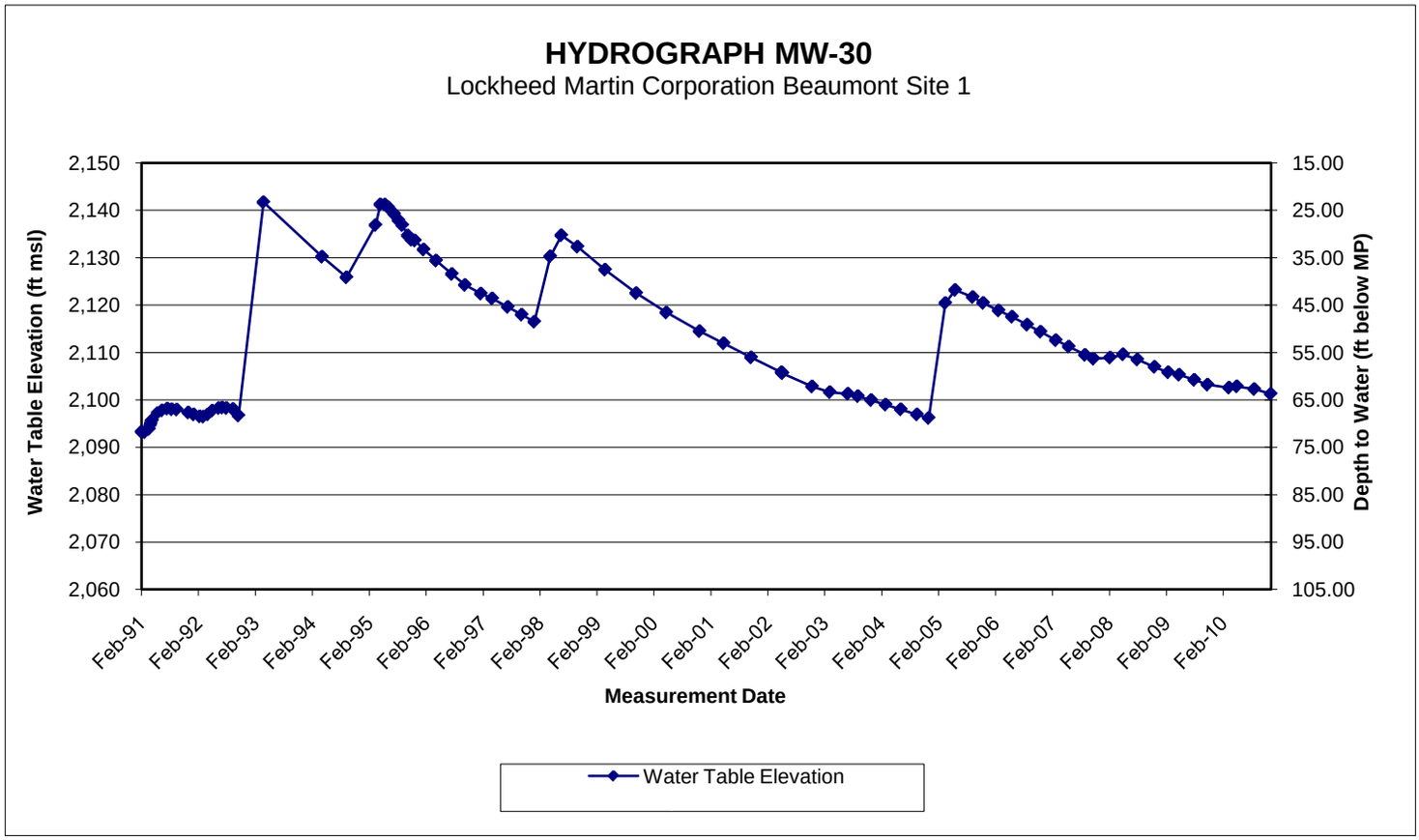
HYDROGRAPH MW-30
Lockheed Martin Corporation Beaumont Site 1
Water Table Elevation (ft msl)
Depth to Water (ft below MP)
2,150
2,140
2,130
2,120
2,110
2,100
2,090
2,080
2,070
2,060
15.00
25.00
35.00
45.00
55.00
65.00
75.00
85.00
95.00
105.00
Feb-91
Feb-92
Feb-93
Feb-94
Feb-95
Feb-96
Feb-97
Feb-98
Feb-99
Feb-00
Feb-01
Feb-02
Feb-03
Feb-04
Feb-05
Feb-06
Feb-07
Feb-08
Feb-09
Feb-10
Measurement Date
Water Table Elevation

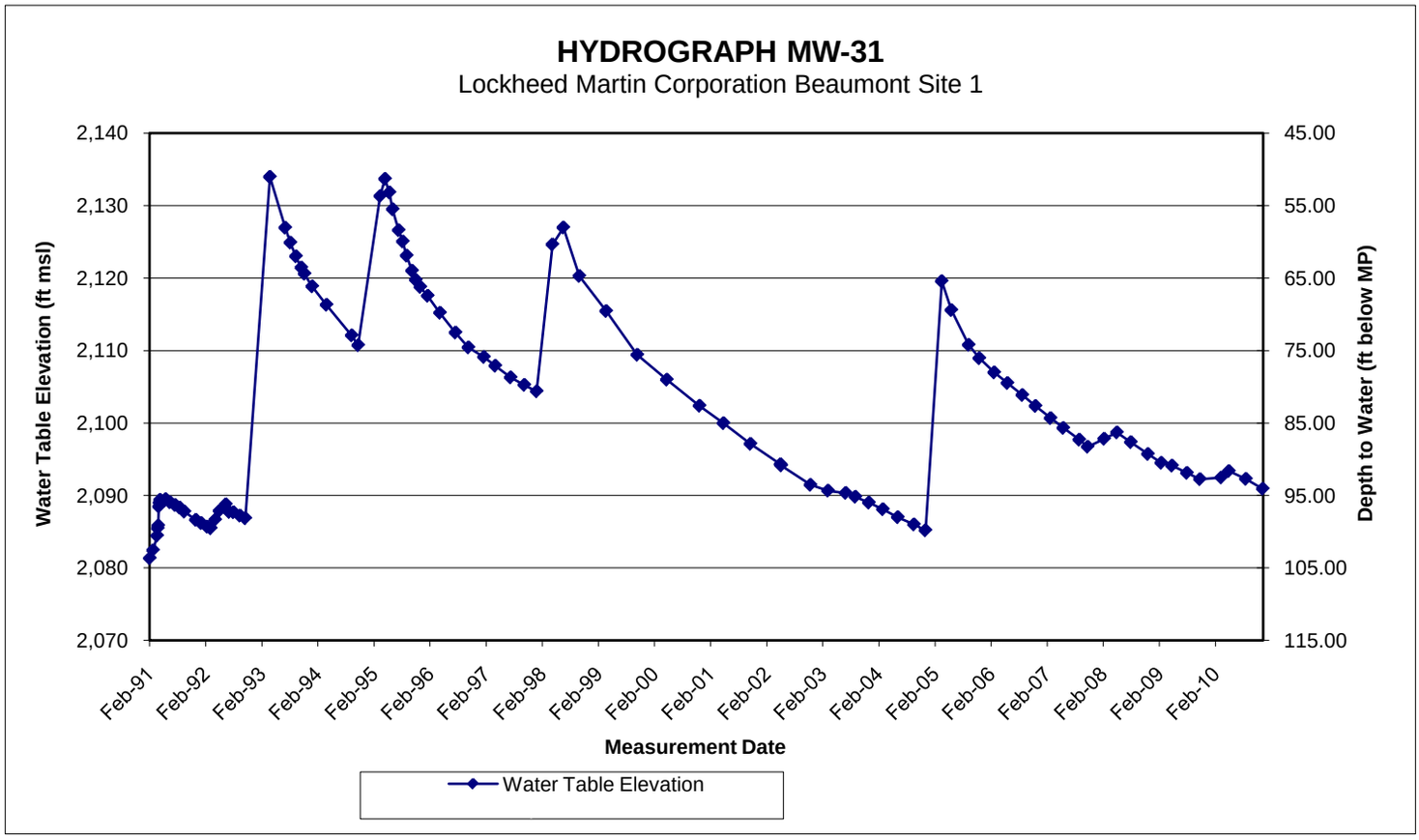
HYDROGRAPH MW-31
Lockheed Martin Corporation Beaumont Site 1
Water Table Elevation (ft msl)
Depth to Water (ft below MP)
2,140
2,130
2,120
2,110
2,100
2,090
2,080
2,070
45.00
55.00
65.00
75.00
85.00
95.00
105.00
115.00
Feb-91
Feb-92
Feb-93
Feb-94
Feb-95
Feb-96
Feb-97
Feb-98
Feb-99
Feb-00
Feb-01
Feb-02
Feb-03
Feb-04
Feb-05
Feb-06
Feb-07
Feb-08
Feb-09
Feb-10
Measurement Date
Water Table Elevation

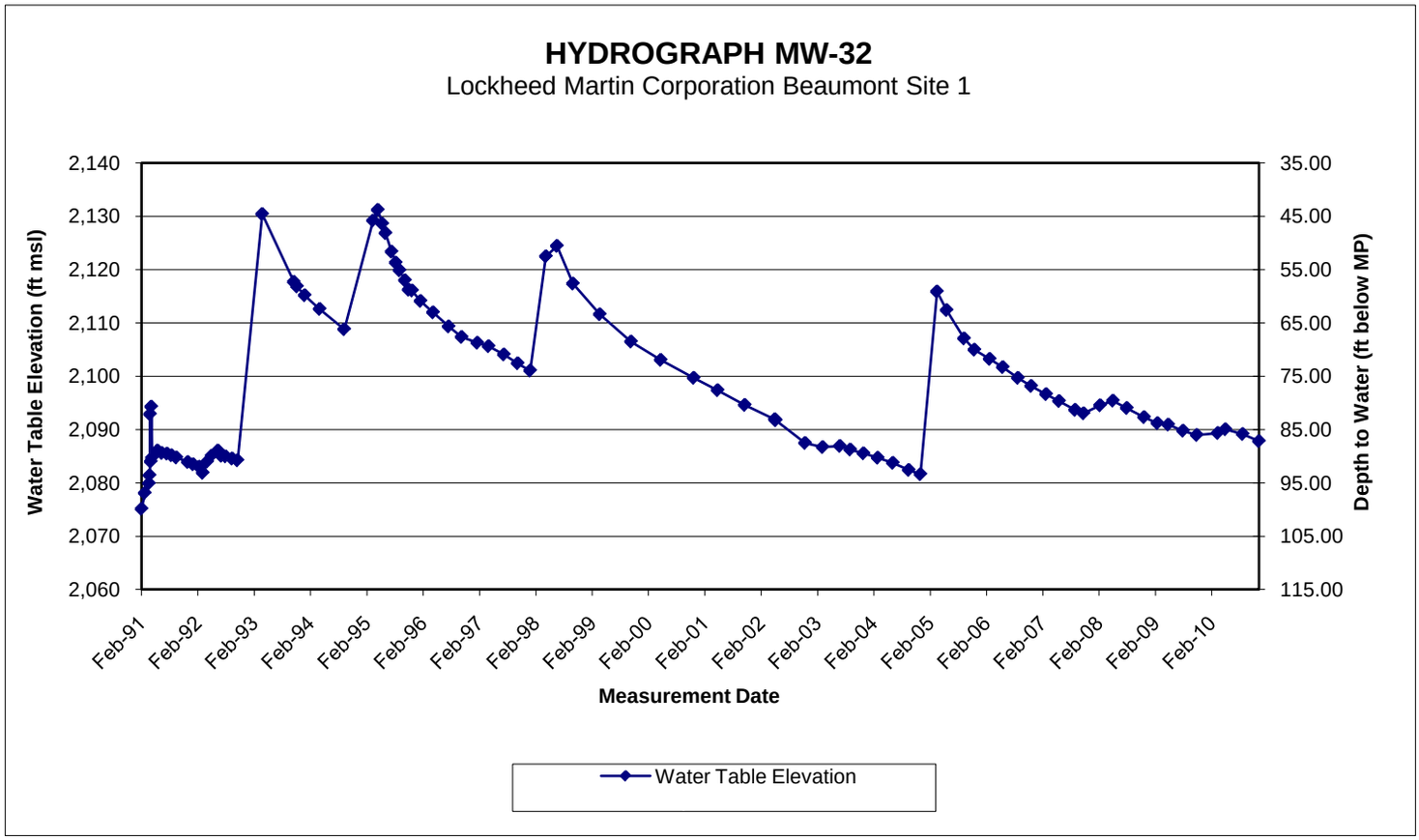
HYDROGRAPH MW-32
Lockheed Martin Corporation Beaumont Site 1
Water Table Elevation (ft msl)
Depth to Water (ft below MP)
2,140
2,130
2,120
2,110
2,100
2,090
2,080
2,070
2,060
35.00
45.00
55.00
65.00
75.00
85.00
95.00
105.00
115.00
Feb-91
Feb-92
Feb-93
Feb-94
Feb-95
Feb-96
Feb-97
Feb-98
Feb-99
Feb-00
Feb-01
Feb-02
Feb-03
Feb-04
Feb-05
Feb-06
Feb-07
Feb-08
Feb-09
Feb-10
Measurement Date
Water Table Elevation

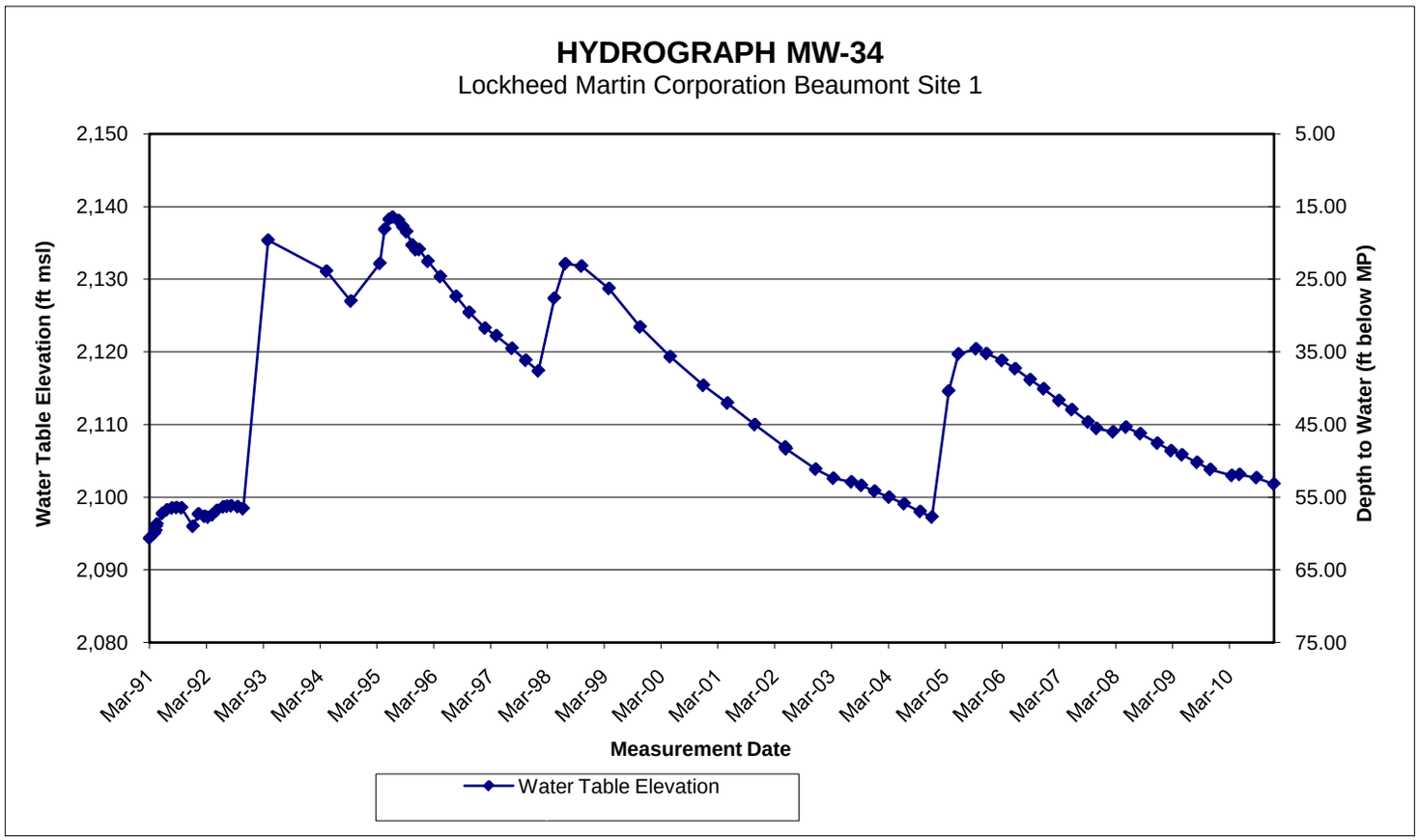
HYDROGRAPH MW-34
Lockheed Martin Corporation Beaumont Site 1
Water Table Elevation (ft msl)
Depth to Water (ft below MP)
2,150
2,140
2,130
2,120
2,110
2,100
2,090
2,080
5.00
15.00
25.00
35.00
45.00
55.00
65.00
75.00
Mar-91
Mar-92
Mar-93
Mar-94
Mar-95
Mar-96
Mar-97
Mar-98
Mar-99
Mar-00
Mar-01
Mar-02
Mar-03
Mar-04
Mar-05
Mar-06
Mar-07
Mar-08
Mar-09
Mar-10
Measurement Date
Water Table Elevation

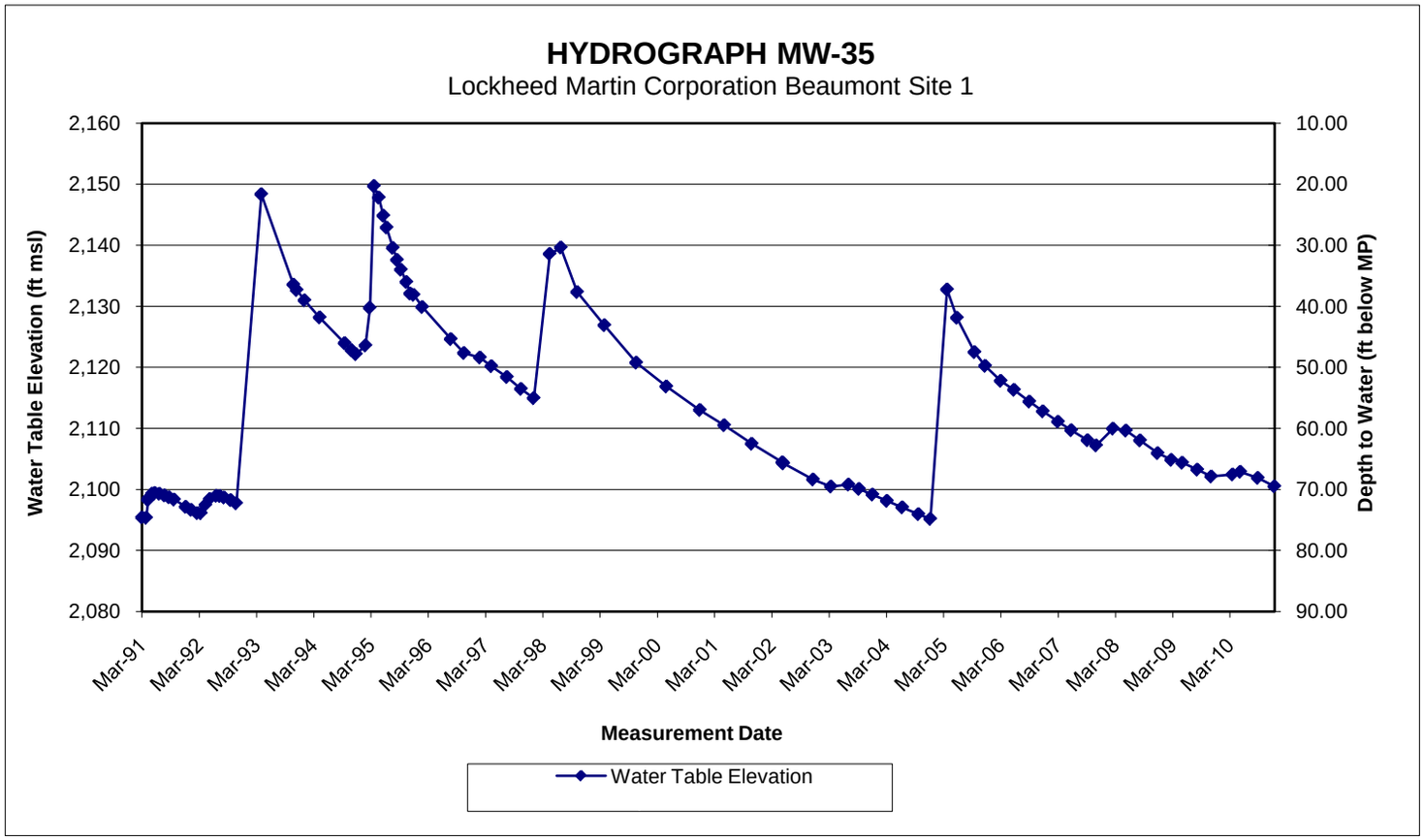
HYDROGRAPH MW-35
Lockheed Martin Corporation Beaumont Site 1
Water Table Elevation (ft msl)
Depth to Water (ft below MP)
2,160
2,150
2,140
2,130
2,120
2,110
2,100
2,090
2,080
10.00
20.00
30.00
40.00
50.00
60.00
70.00
80.00
90.00
Mar-91
Mar-92
Mar-93
Mar-94
Mar-95
Mar-96
Mar-97
Mar-98
Mar-99
Mar-00
Mar-01
Mar-02
Mar-03
Mar-04
Mar-05
Mar-06
Mar-07
Mar-08
Mar-09
Mar-10
Measurement Date
Water Table Elevation

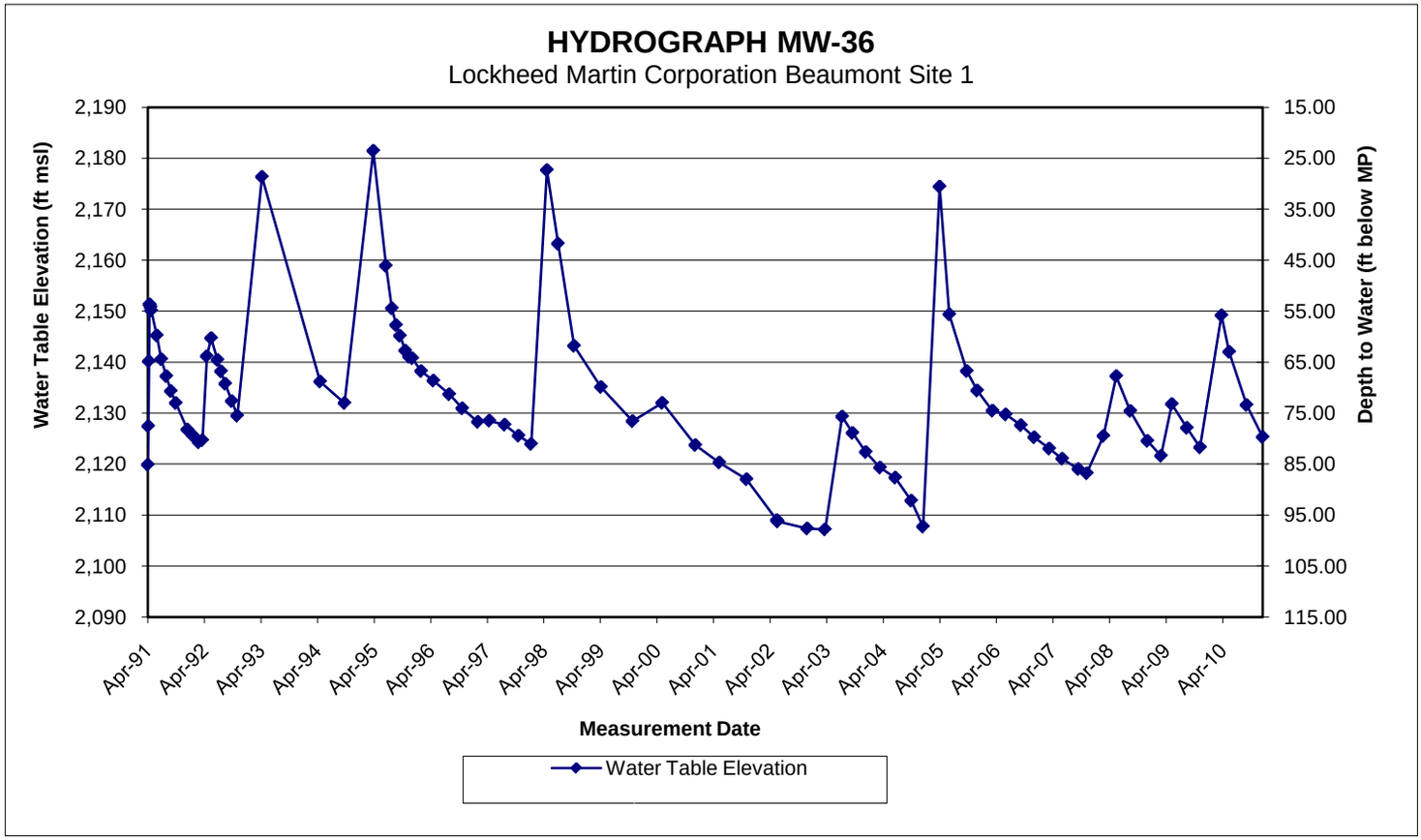
HYDROGRAPH MW-36
Lockheed Martin Corporation Beaumont Site 1
Water Table Elevation (ft msl)
Depth to Water (ft below MP)
2,190
2,180
2,170
2,160
2,150
2,140
2,130
2,120
2,110
2,100
2,090
15.00
25.00
35.00
45.00
55.00
65.00
75.00
85.00
95.00
105.00
115.00
Apr-91
Apr-92
Apr-93
Apr-94
Apr-95
Apr-96
Apr-97
Apr-98
Apr-99
Apr-00
Apr-01
Apr-02
Apr-03
Apr-04
Apr-05
Apr-06
Apr-07
Apr-08
Apr-09
Apr-10
Measurement Date
Water Table Elevation

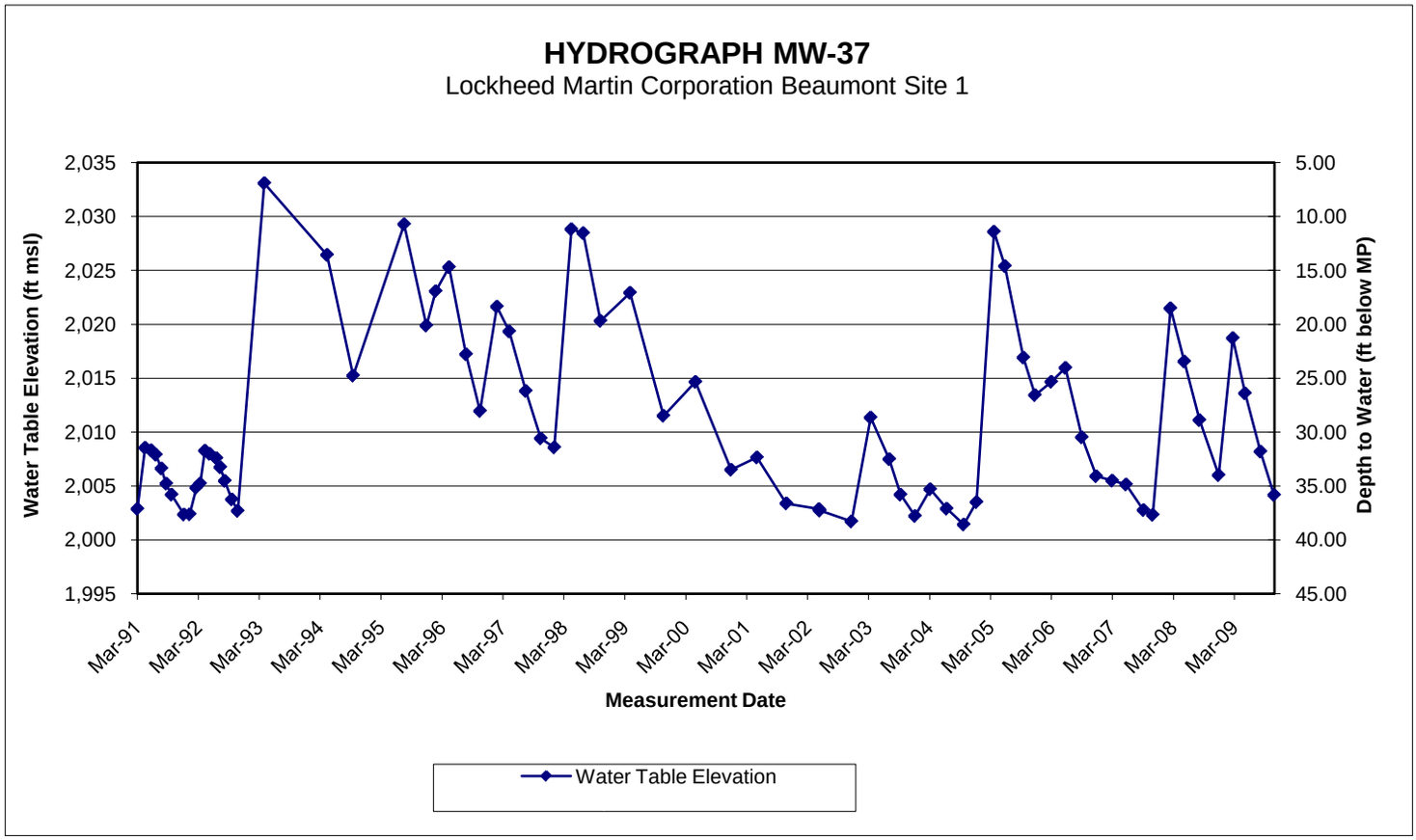
HYDROGRAPH MW-37
Lockheed Martin Corporation Beaumont Site 1
Water Table Elevation (ft msl)
Depth to Water (ft below MP)
2,035
2,030
2,025
2,020
2,015
2,010
2,005
2,000
1,995
5.00
10.00
15.00
20.00
25.00
30.00
35.00
40.00
45.00
Mar-91
Mar-92
Mar-93
Mar-94
Mar-95
Mar-96
Mar-97
Mar-98
Mar-99
Mar-00
Mar-01
Mar-02
Mar-03
Mar-04
Mar-05
Mar-06
Mar-07
Mar-08
Mar-09
Measurement Date
Water Table Elevation

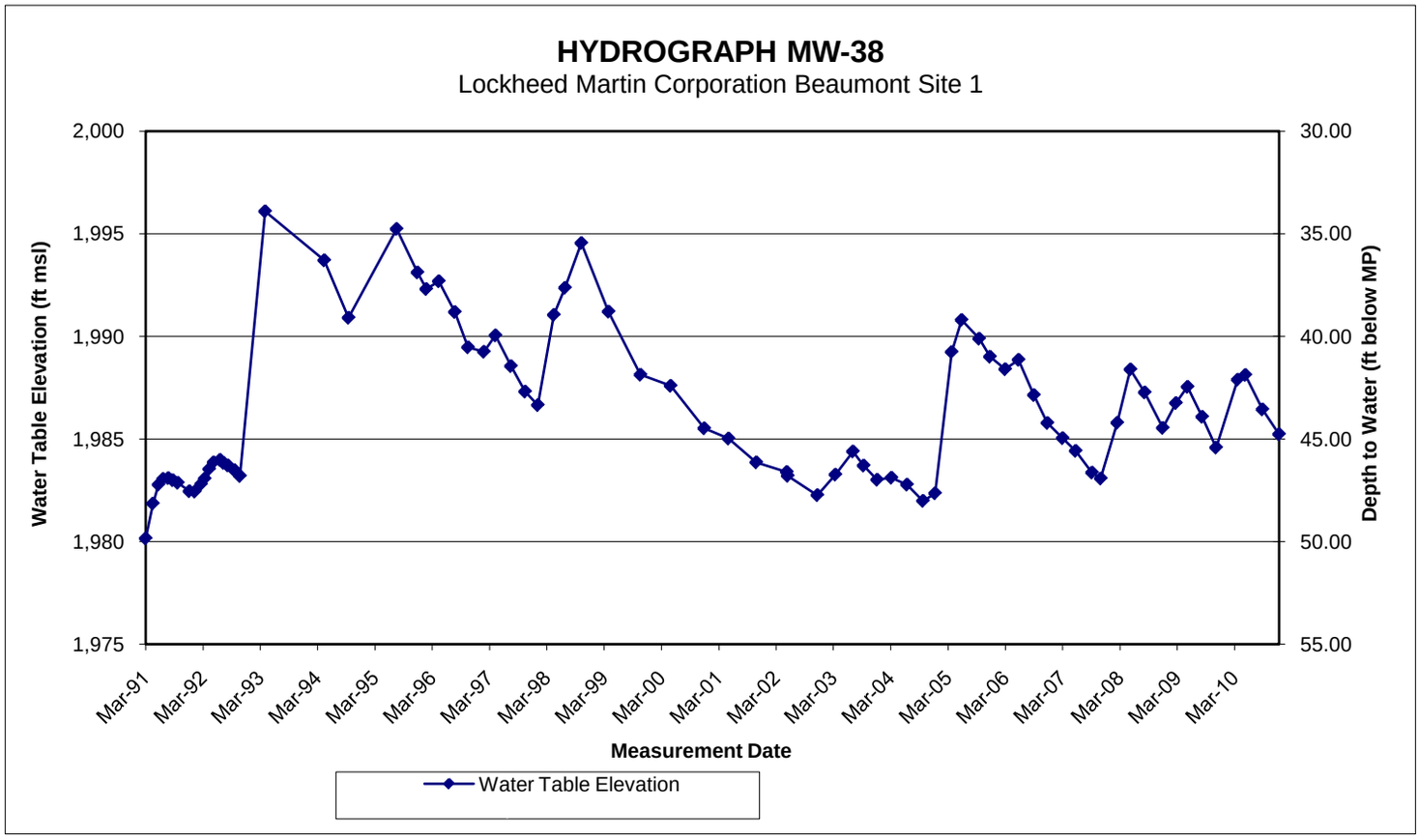
HYDROGRAPH MW-38
Lockheed Martin Corporation Beaumont Site 1
Water Table Elevation (ft msl)
Depth to Water (ft below MP)
2,000
1,995
1,990
1,985
1,980
1,975
30.00
35.00
40.00
45.00
50.00
55.00
Mar-91
Mar-92
Mar-93
Mar-94
Mar-95
Mar-96
Mar-97
Mar-98
Mar-99
Mar-00
Mar-01
Mar-02
Mar-03
Mar-04
Mar-05
Mar-06
Mar-07
Mar-08
Mar-09
Mar-10
Measurement Date
Water Table Elevation

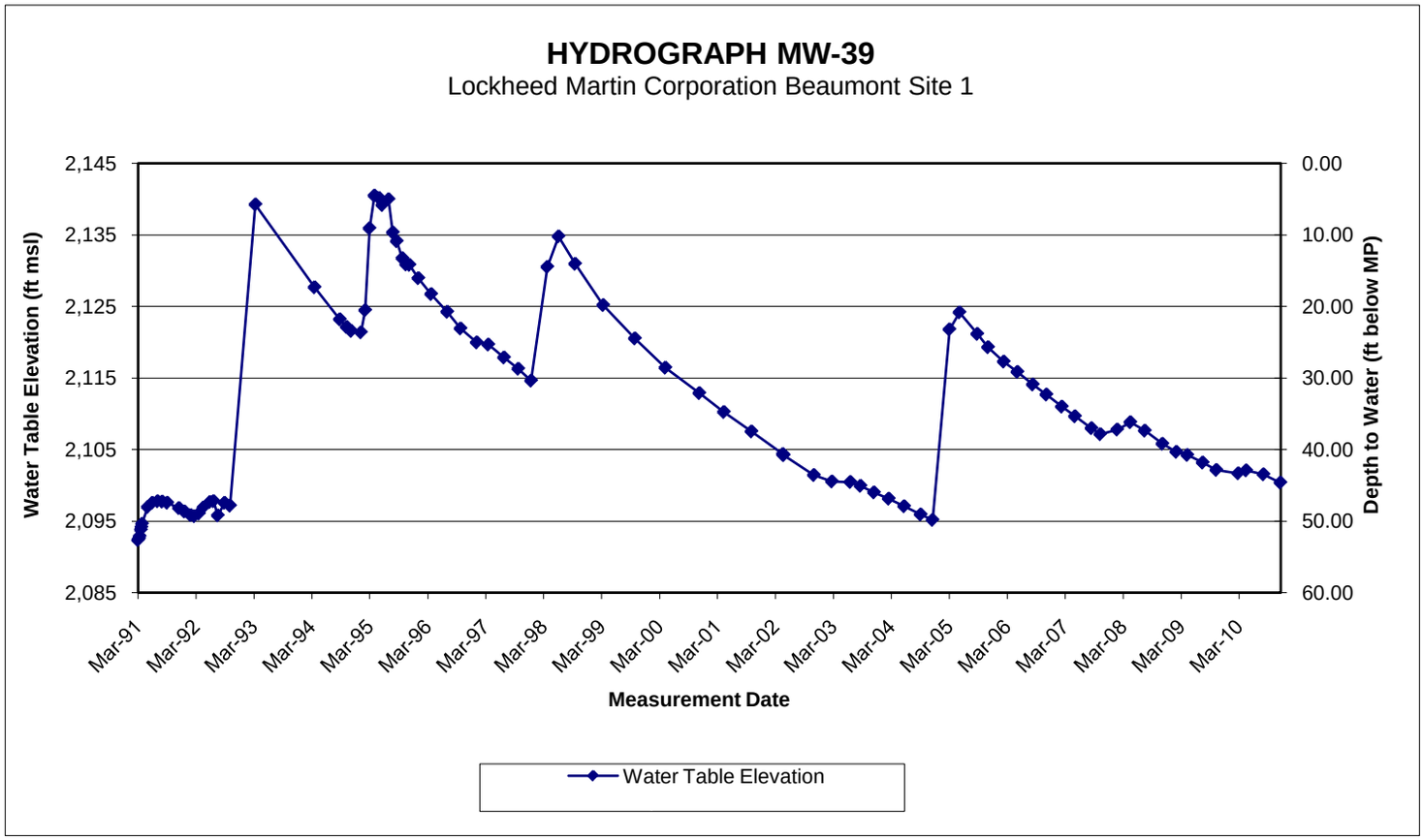
HYDROGRAPH MW-39
Lockheed Martin Corporation Beaumont Site 1
Water Table Elevation (ft msl)
Depth to Water (ft below MP)
2,145
2,135
2,125
2,115
2,105
2,095
2,085
0.00
10.00
20.00
30.00
40.00
50.00
60.00
Mar-91
Mar-92
Mar-93
Mar-94
Mar-95
Mar-96
Mar-97
Mar-98
Mar-99
Mar-00
Mar-01
Mar-02
Mar-03
Mar-04
Mar-05
Mar-06
Mar-07
Mar-08
Mar-09
Mar-10
Measurement Date
Water Table Elevation

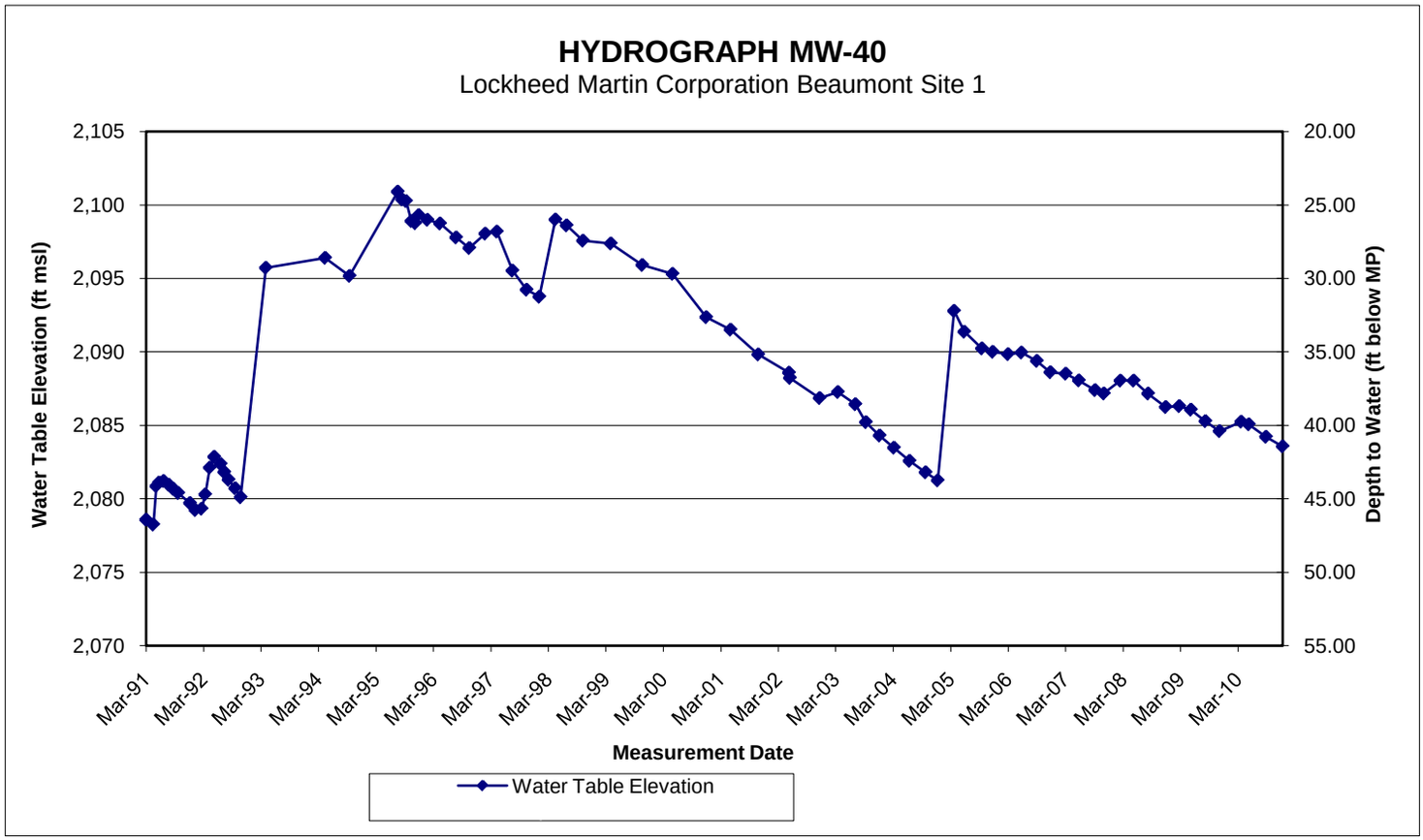
HYDROGRAPH MW-40
Lockheed Martin Corporation Beaumont Site 1
Water Table Elevation (ft msl)
Depth to Water (ft below MP)
2,105
2,100
2,095
2,090
2,085
2,080
2,075
2,070
20.00
25.00
30.00
35.00
40.00
45.00
50.00
55.00
Mar-91
Mar-92
Mar-93
Mar-94
Mar-95
Mar-96
Mar-97
Mar-98
Mar-99
Mar-00
Mar-01
Mar-02
Mar-03
Mar-04
Mar-05
Mar-06
Mar-07
Mar-08
Mar-09
Mar-10
Measurement Date
Water Table Elevation

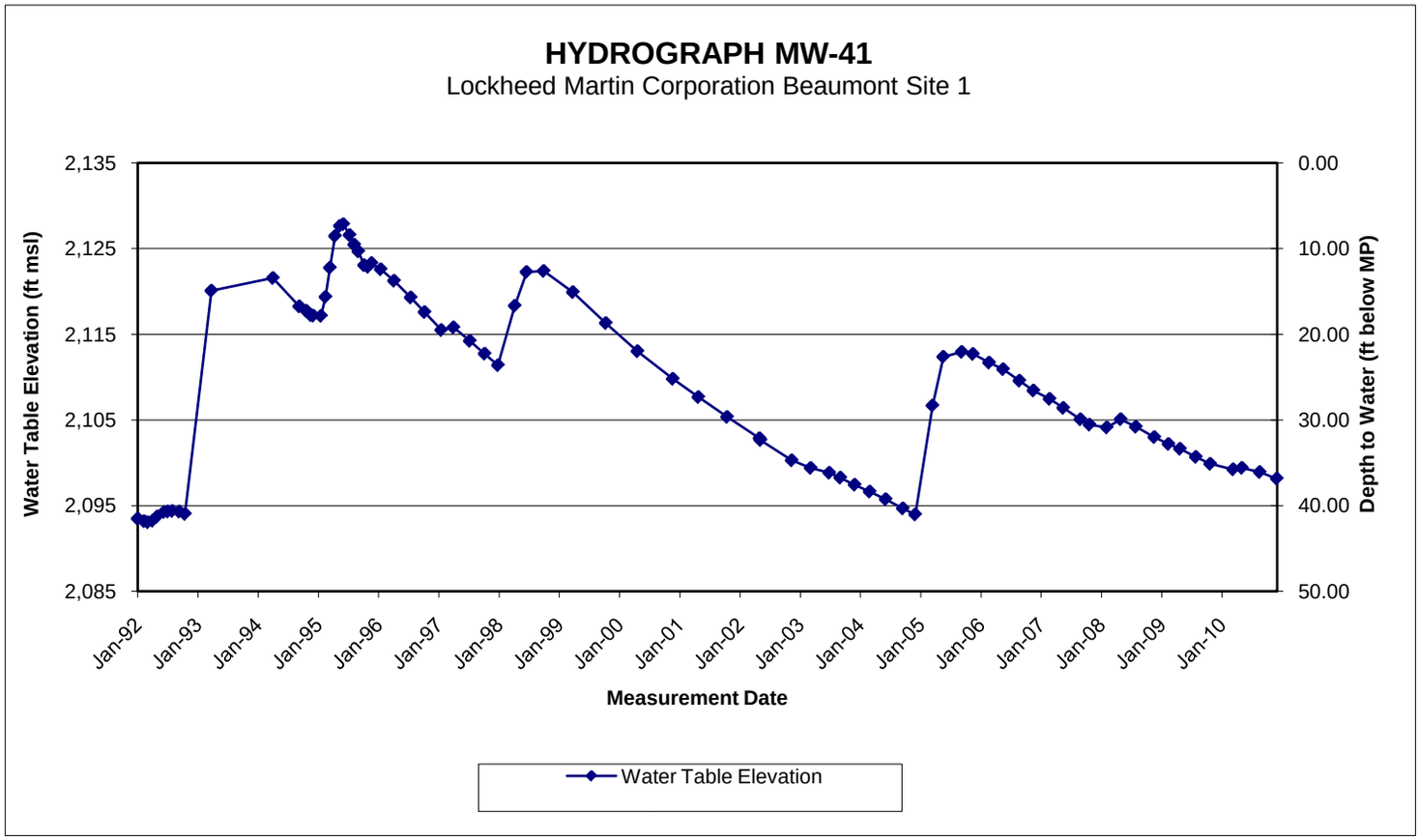
HYDROGRAPH MW-41
Lockheed Martin Corporation Beaumont Site 1
Water Table Elevation (ft msl)
Depth to Water (ft below MP)
2,135
2,125
2,115
2,105
2,095
2,085
0.00
10.00
20.00
30.00
40.00
50.00
Jan-92
Jan-93
Jan-94
Jan-95
Jan-96
Jan-97
Jan-98
Jan-99
Jan-00
Jan-01
Jan-02
Jan-03
Jan-04
Jan-05
Jan-06
Jan-07
Jan-08
Jan-09
Jan-10
Measurement Date
Water Table Elevation

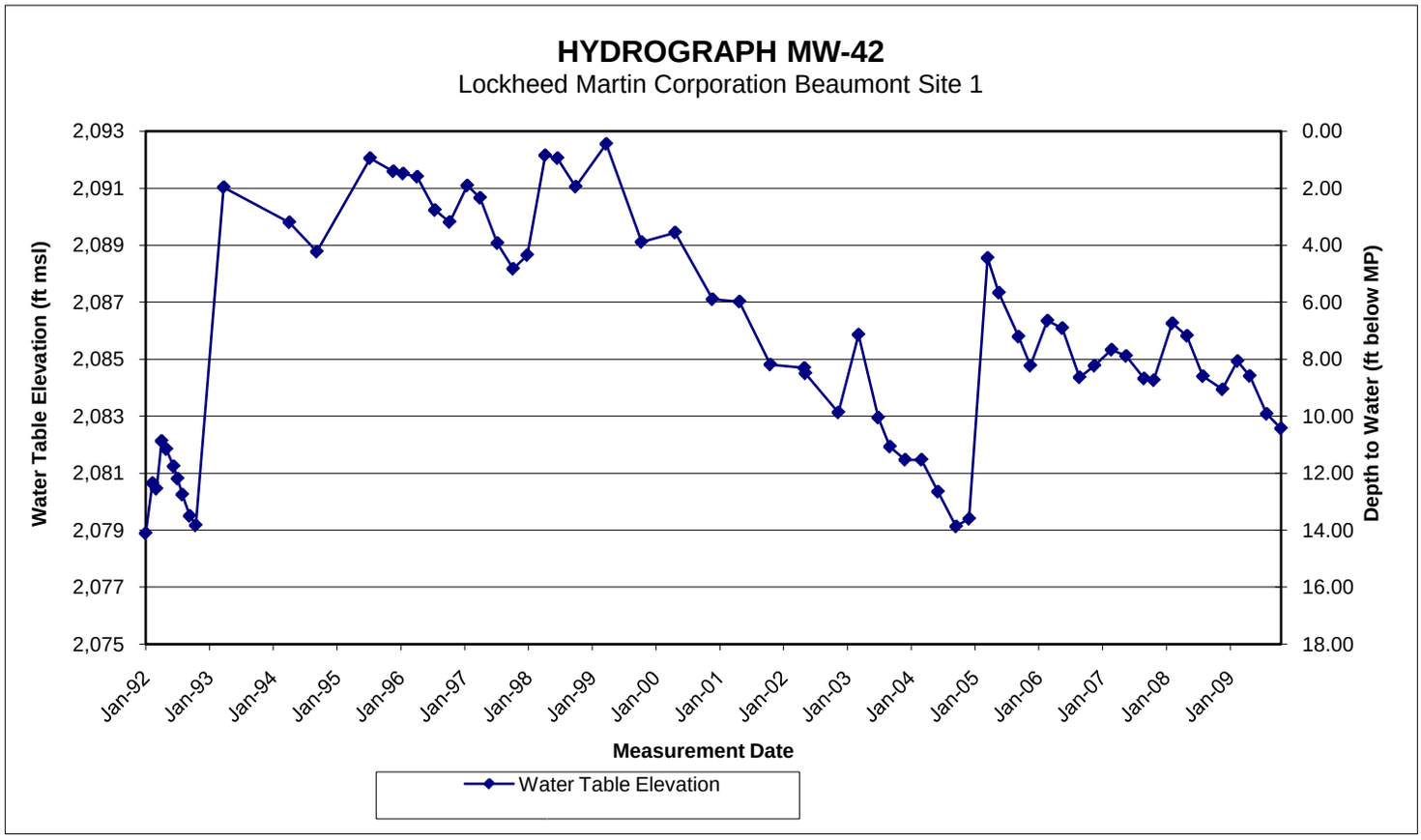
HYDROGRAPH MW-42
Lockheed Martin Corporation Beaumont Site 1
Water Table Elevation (ft msl)
Depth to Water (ft below MP)
2,093
2,091
2,089
2,087
2,085
2,083
2,081
2,079
2,077
2,075
0.00
2.00
4.00
6.00
8.00
10.00
12.00
14.00
16.00
18.00
Jan-92
Jan-93
Jan-94
Jan-95
Jan-96
Jan-97
Jan-98
Jan-99
Jan-00
Jan-01
Jan-02
Jan-03
Jan-04
Jan-05
Jan-06
Jan-07
Jan-08
Jan-09
Measurement Date
Water Table Elevation

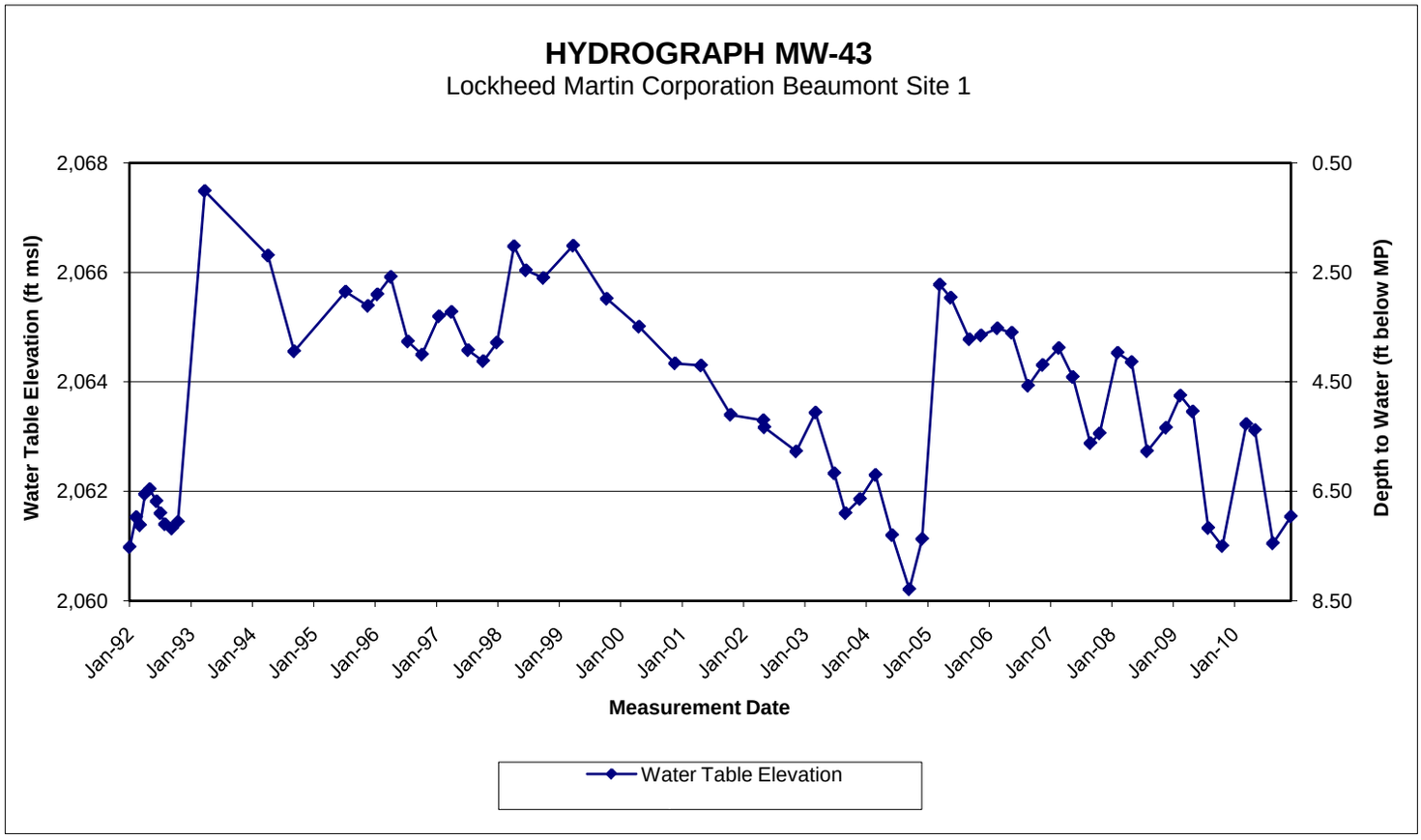
HYDROGRAPH MW-43
Lockheed Martin Corporation Beaumont Site 1
Water Table Elevation (ft msl)
Depth to Water (ft below MP)
2,068
2,066
2,064
2,062
2,060
0.50
2.50
4.50
6.50
8.50
Jan-92
Jan-93
Jan-94
Jan-95
Jan-96
Jan-97
Jan-98
Jan-99
Jan-00
Jan-01
Jan-02
Jan-03
Jan-04
Jan-05
Jan-06
Jan-07
Jan-08
Jan-09
Jan-10
Measurement Date
Water Table Elevation

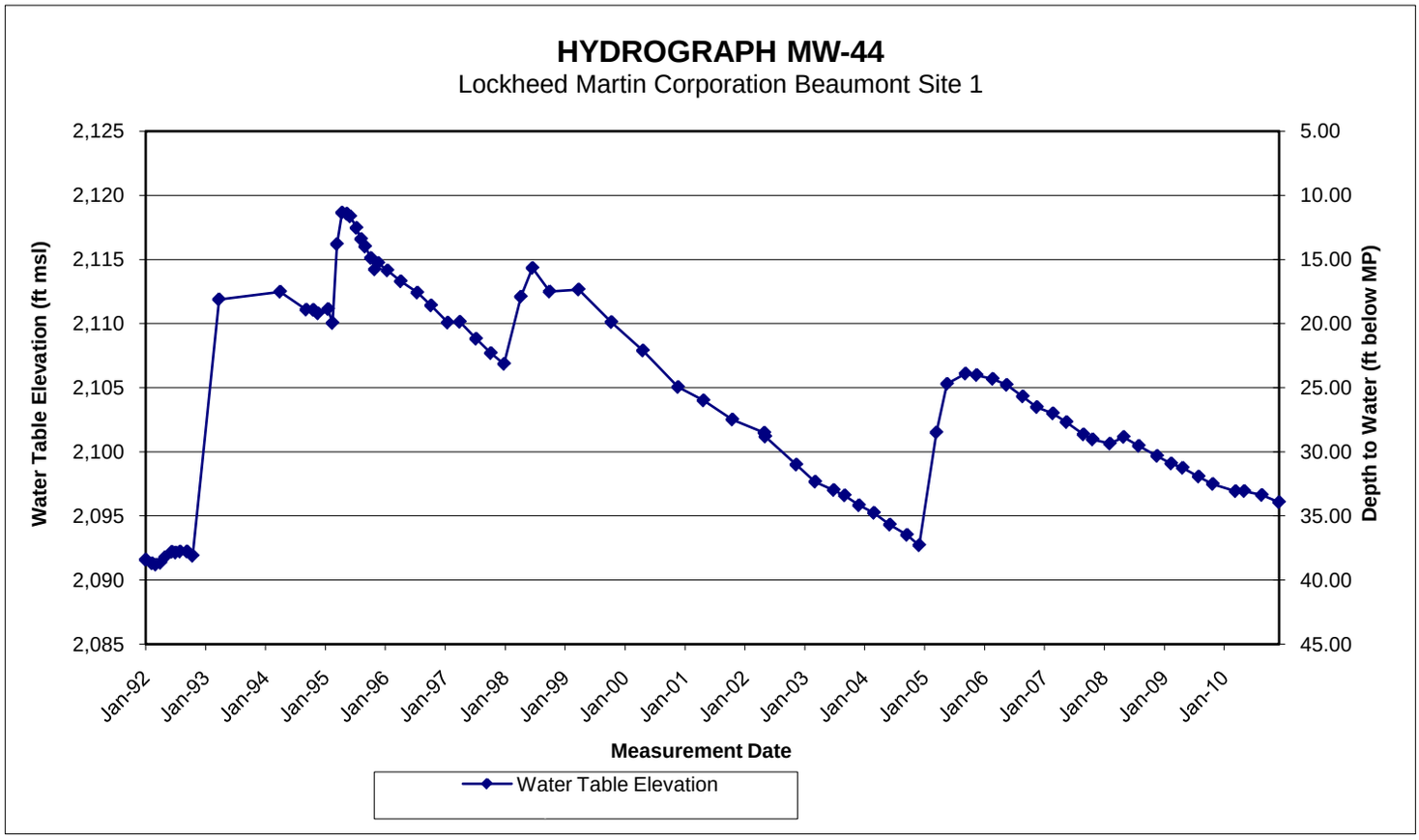
HYDROGRAPH MW-44
Lockheed Martin Corporation Beaumont Site 1
Water Table Elevation (ft msl)
Depth to Water (ft below MP)
2,125
2,120
2,115
2,110
2,105
2,100
2,095
2,090
2,085
5.00
10.00
15.00
20.00
25.00
30.00
35.00
40.00
45.00
Jan-92
Jan-93
Jan-94
Jan-95
Jan-96
Jan-97
Jan-98
Jan-99
Jan-00
Jan-01
Jan-02
Jan-03
Jan-04
Jan-05
Jan-06
Jan-07
Jan-08
Jan-09
Jan-10
Measurement Date
Water Table Elevation

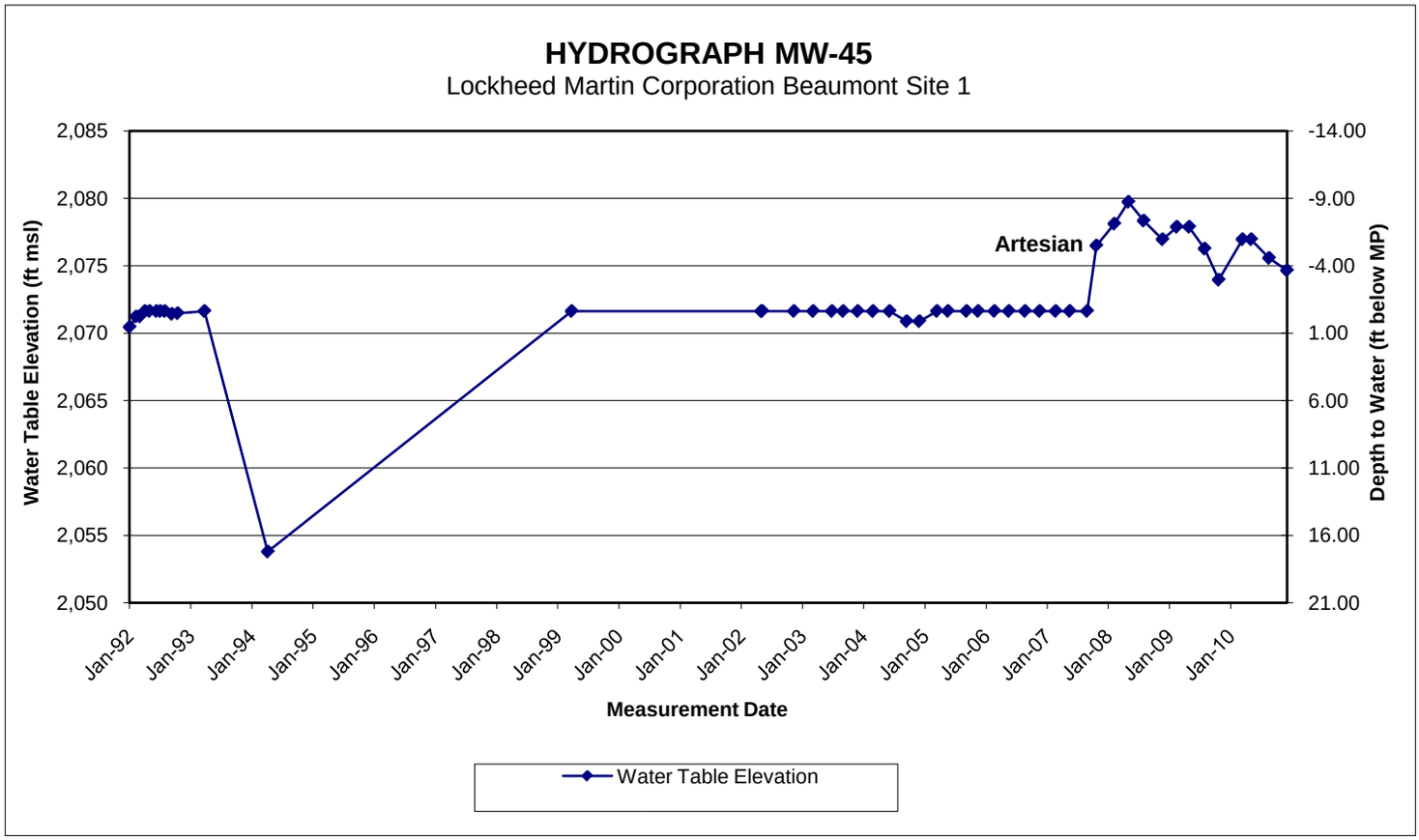
HYDROGRAPH MW-45
Lockheed Martin Corporation Beaumont Site 1
Water Table Elevation (ft msl)
Depth to Water (ft below MP)
Artesian
2,085
2,080
2,075
2,070
2,065
2,060
2,055
2,050
-14.00
-9.00
-4.00
1.00
6.00
11.00
16.00
21.00
Jan-92
Jan-93
Jan-94
Jan-95
Jan-96
Jan-97
Jan-98
Jan-99
Jan-00
Jan-01
Jan-02
Jan-03
Jan-04
Jan-05
Jan-06
Jan-07
Jan-08
Jan-09
Jan-10
Measurement Date
Water Table Elevation

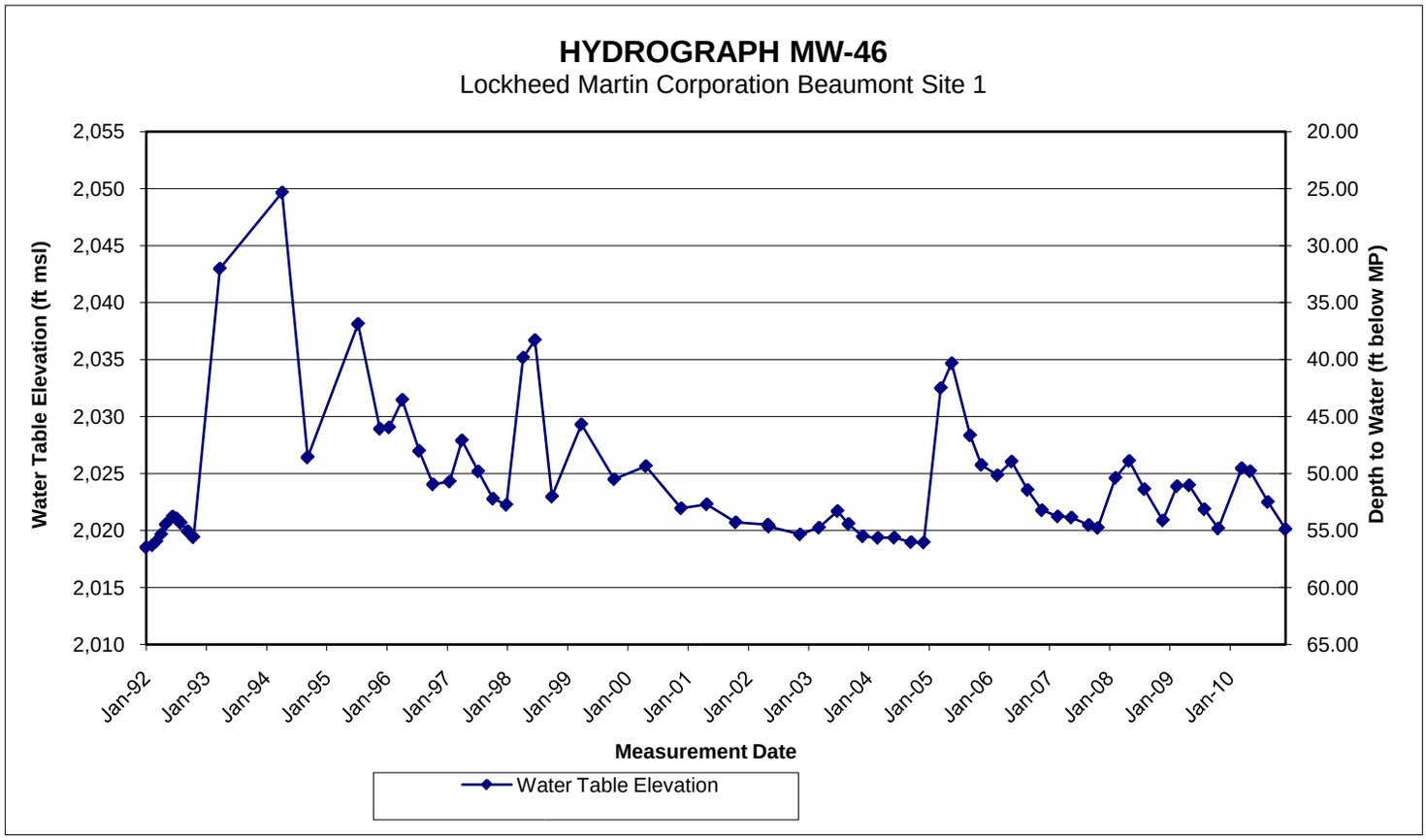
HYDROGRAPH MW-46
Lockheed Martin Corporation Beaumont Site 1
Water Table Elevation (ft msl)
Depth to Water (ft below MP)
2,055
2,050
2,045
2,040
2,035
2,030
2,025
2,020
2,015
2,010
20.00
25.00
30.00
35.00
40.00
45.00
50.00
55.00
60.00
65.00
Jan-92
Jan-93
Jan-94
Jan-95
Jan-96
Jan-97
Jan-98
Jan-99
Jan-00
Jan-01
Jan-02
Jan-03
Jan-04
Jan-05
Jan-06
Jan-07
Jan-08
Jan-09
Jan-10
Measurement Date
Water Table Elevation

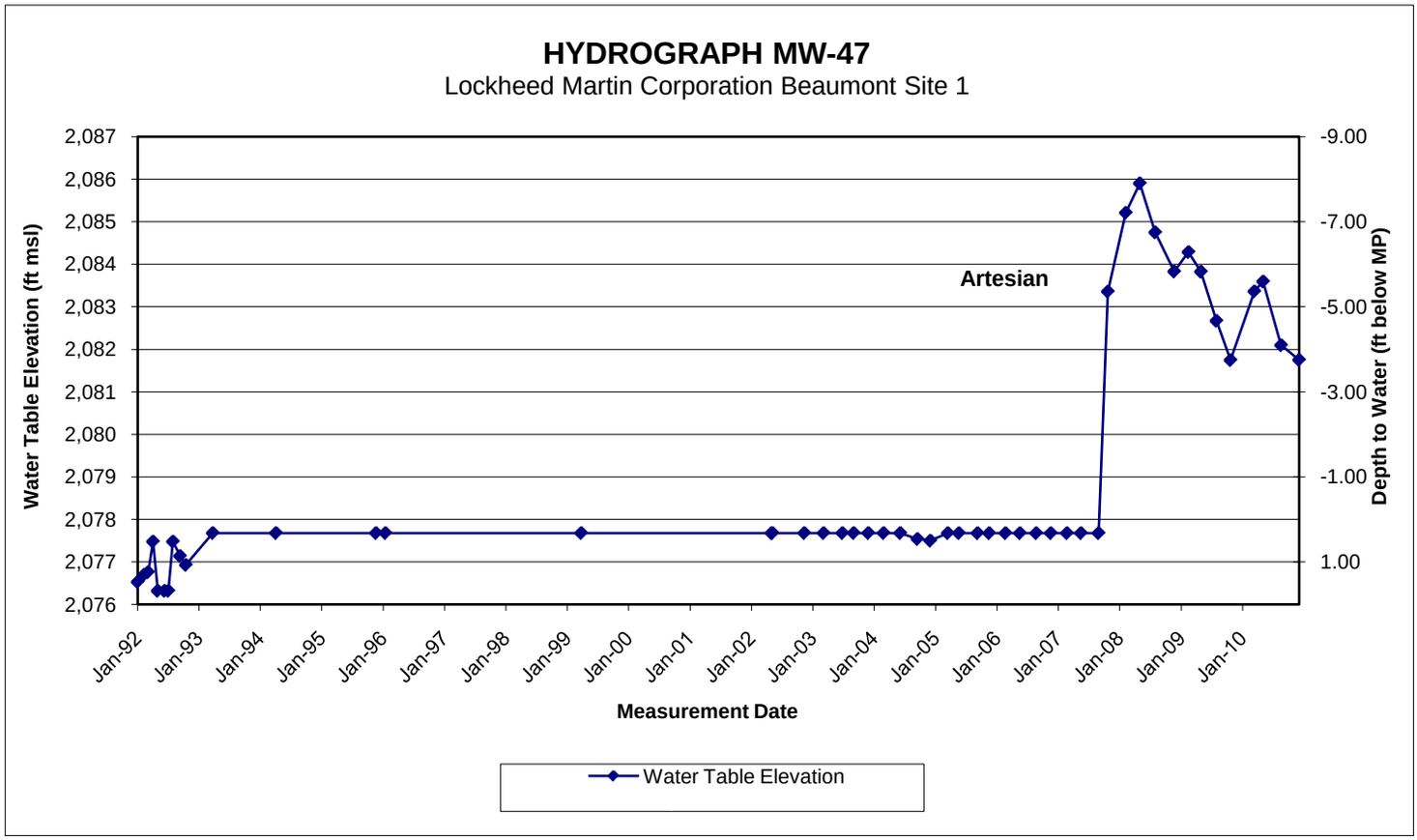
HYDROGRAPH MW-47
Lockheed Martin Corporation Beaumont Site 1
Water Table Elevation (ft msl)
Depth to Water (ft below MP)
Artesian
Measurement Date
Water Table Elevation

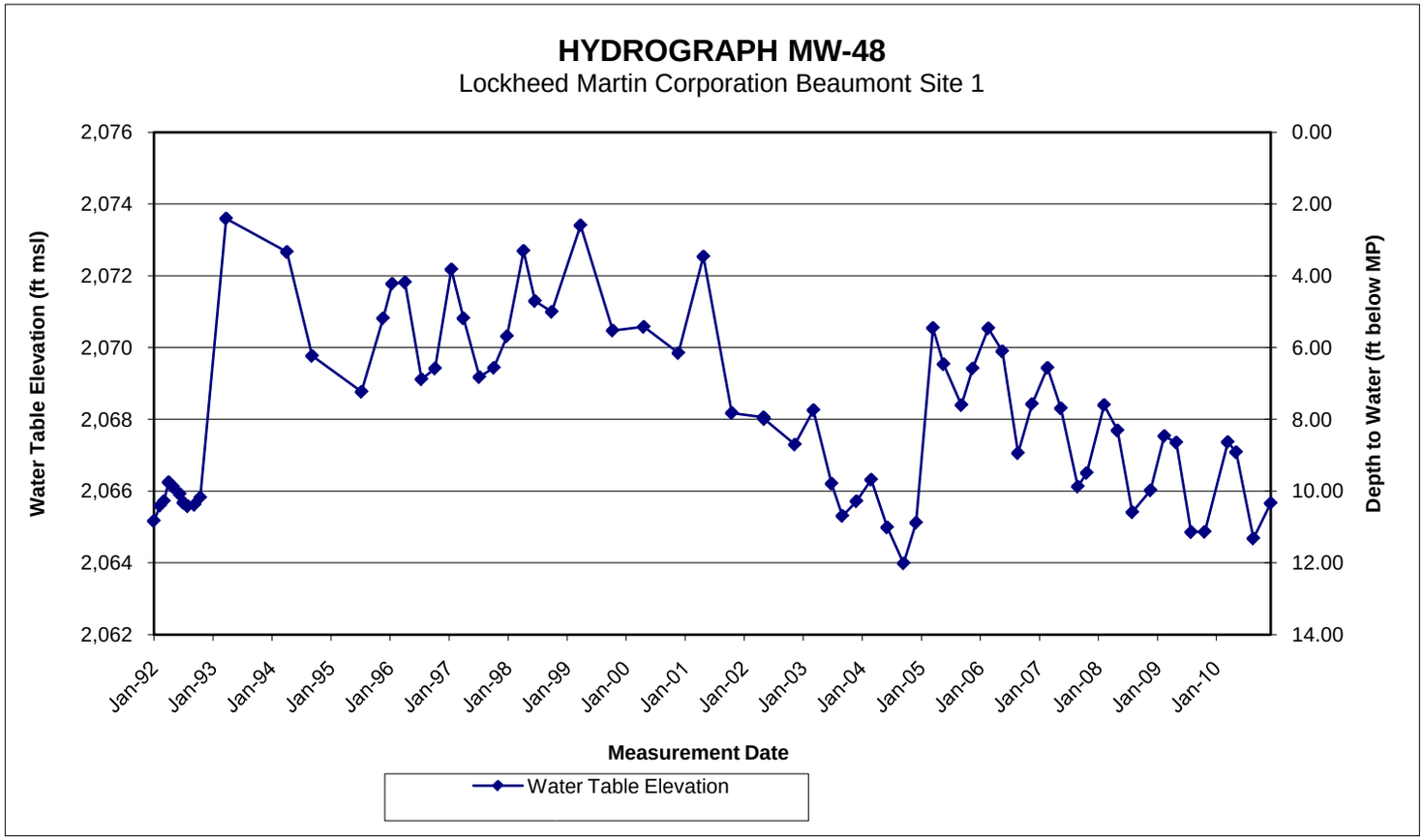
HYDROGRAPH MW-48
Lockheed Martin Corporation Beaumont Site 1
Water Table Elevation (ft msl)
Depth to Water (ft below MP)
Measurement Date
Water Table Elevation

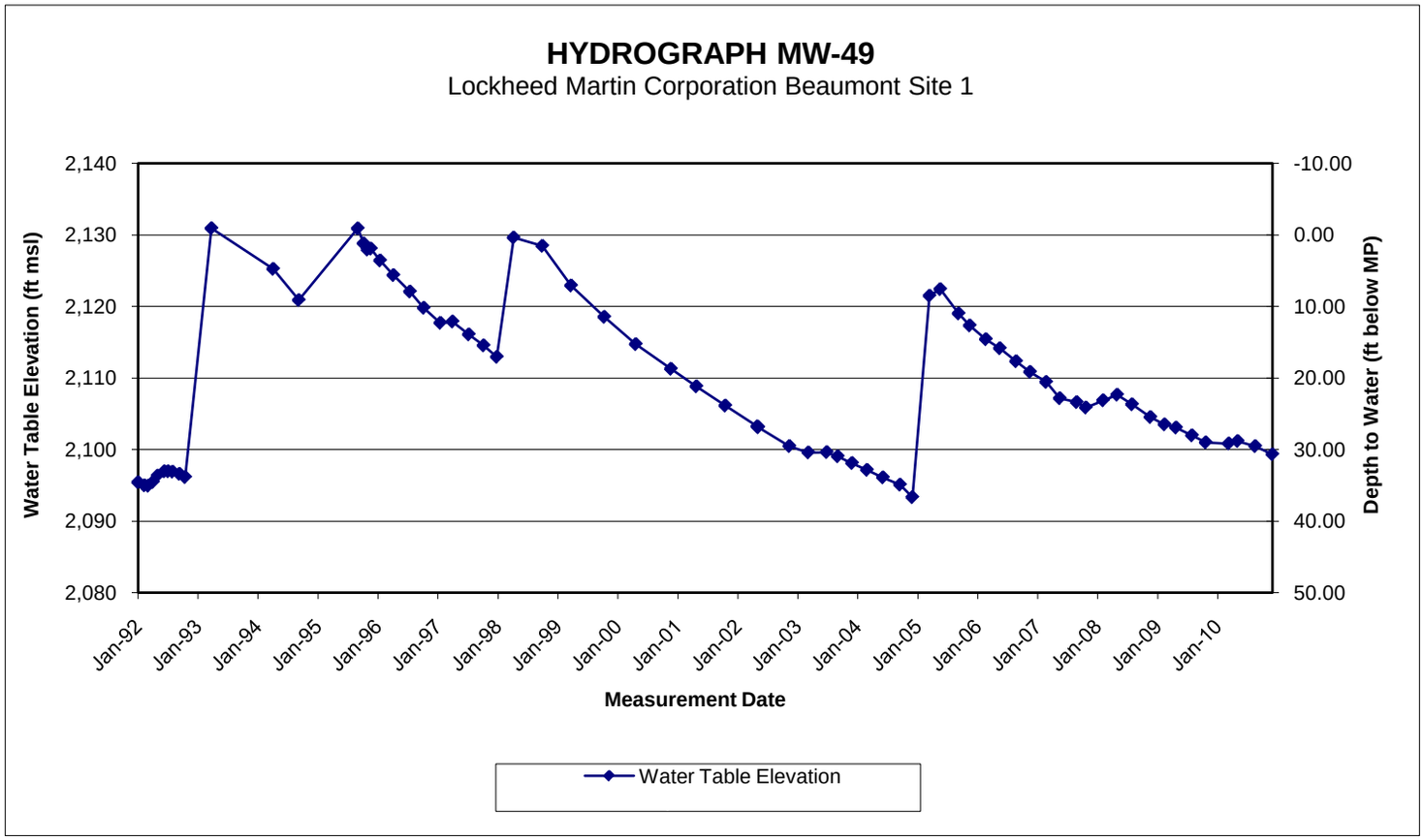
HYDROGRAPH MW-49
Lockheed Martin Corporation Beaumont Site 1
Water Table Elevation (ft msl)
Depth to Water (ft below MP)
2,140
2,130
2,120
2,110
2,100
2,090
2,080
-10.00
0.00
10.00
20.00
30.00
40.00
50.00
Jan-92
Jan-93
Jan-94
Jan-95
Jan-96
Jan-97
Jan-98
Jan-99
Jan-00
Jan-01
Jan-02
Jan-03
Jan-04
Jan-05
Jan-06
Jan-07
Jan-08
Jan-09
Jan-10
Measurement Date
Water Table Elevation

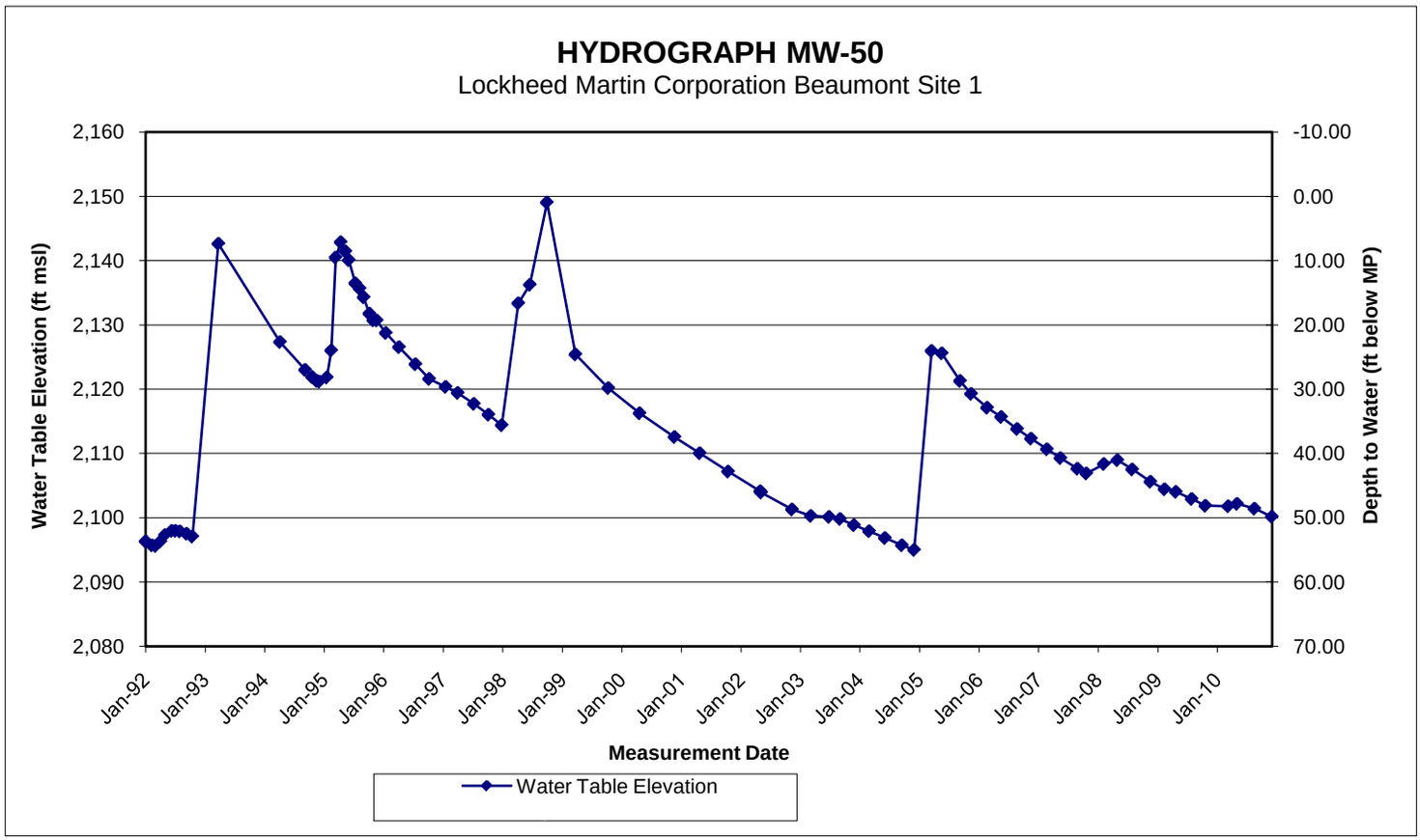
HYDROGRAPH MW-50
Lockheed Martin Corporation Beaumont Site 1
Water Table Elevation (ft msl)
Depth to Water (ft below MP)
2,160
2,150
2,140
2,130
2,120
2,110
2,100
2,090
2,080
-10.00
0.00
10.00
20.00
30.00
40.00
50.00
60.00
70.00
Jan-92
Jan-93
Jan-94
Jan-95
Jan-96
Jan-97
Jan-98
Jan-99
Jan-00
Jan-01
Jan-02
Jan-03
Jan-04
Jan-05
Jan-06
Jan-07
Jan-08
Jan-09
Jan-10
Measurement Date
Water Table Elevation

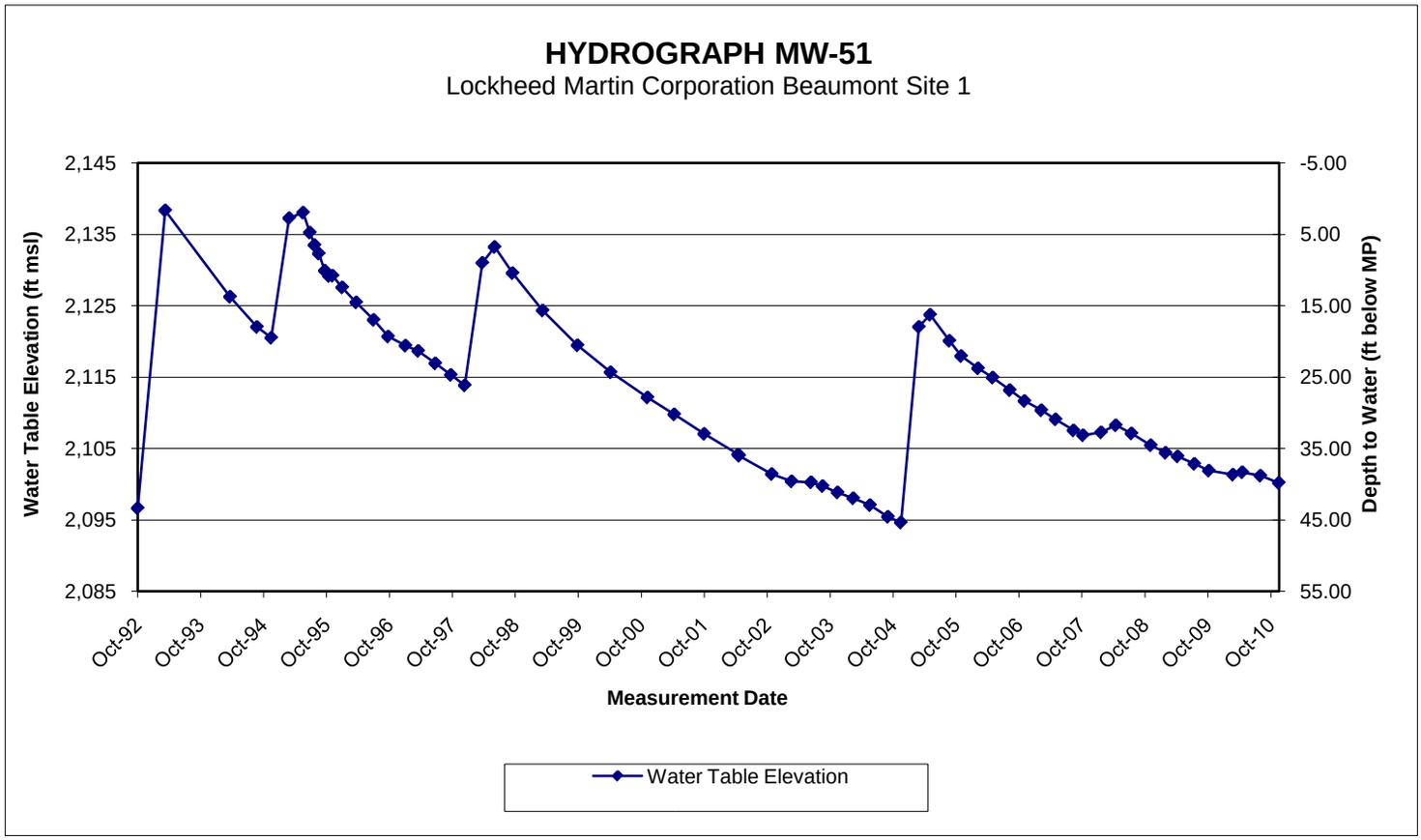
HYDROGRAPH MW-51
Lockheed Martin Corporation Beaumont Site 1
Water Table Elevation (ft msl)
Depth to Water (ft below MP)
2,145
2,135
2,125
2,115
2,105
2,095
2,085
-5.00
5.00
15.00
25.00
35.00
45.00
55.00
Oct-92
Oct-93
Oct-94
Oct-95
Oct-96
Oct-97
Oct-98
Oct-99
Oct-00
Oct-01
Oct-02
Oct-03
Oct-04
Oct-05
Oct-06
Oct-07
Oct-08
Oct-09
Oct-10
Measurement Date
Water Table Elevation

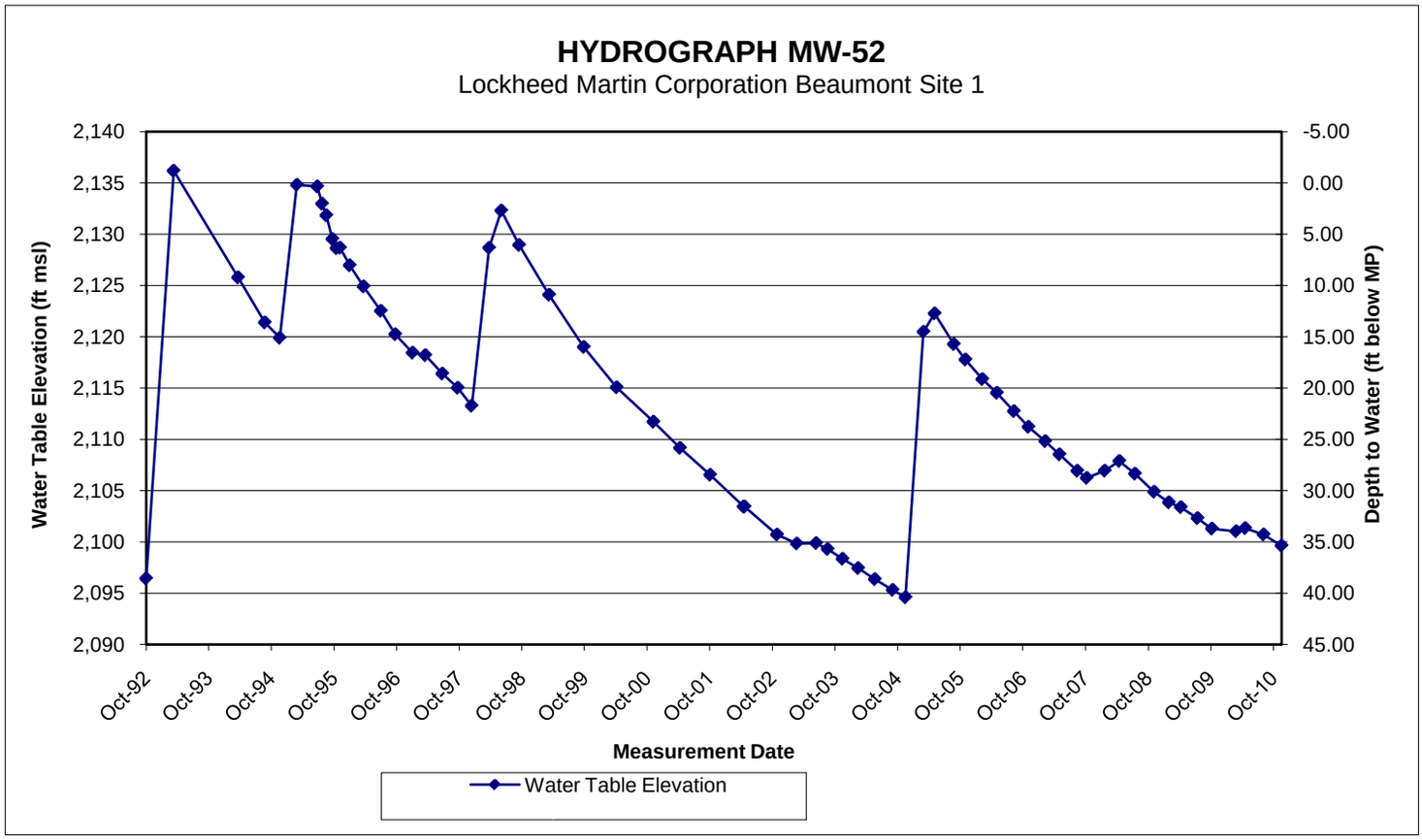
HYDROGRAPH MW-52
Lockheed Martin Corporation Beaumont Site 1
Water Table Elevation (ft msl)
Depth to Water (ft below MP)
2,140
2,135
2,130
2,125
2,120
2,115
2,110
2,105
2,100
2,095
2,090
-5.00
0.00
5.00
10.00
15.00
20.00
25.00
30.00
35.00
40.00
45.00
Oct-92
Oct-93
Oct-94
Oct-95
Oct-96
Oct-97
Oct-98
Oct-99
Oct-00
Oct-01
Oct-02
Oct-03
Oct-04
Oct-05
Oct-06
Oct-07
Oct-08
Oct-09
Oct-10
Measurement Date
Water Table Elevation

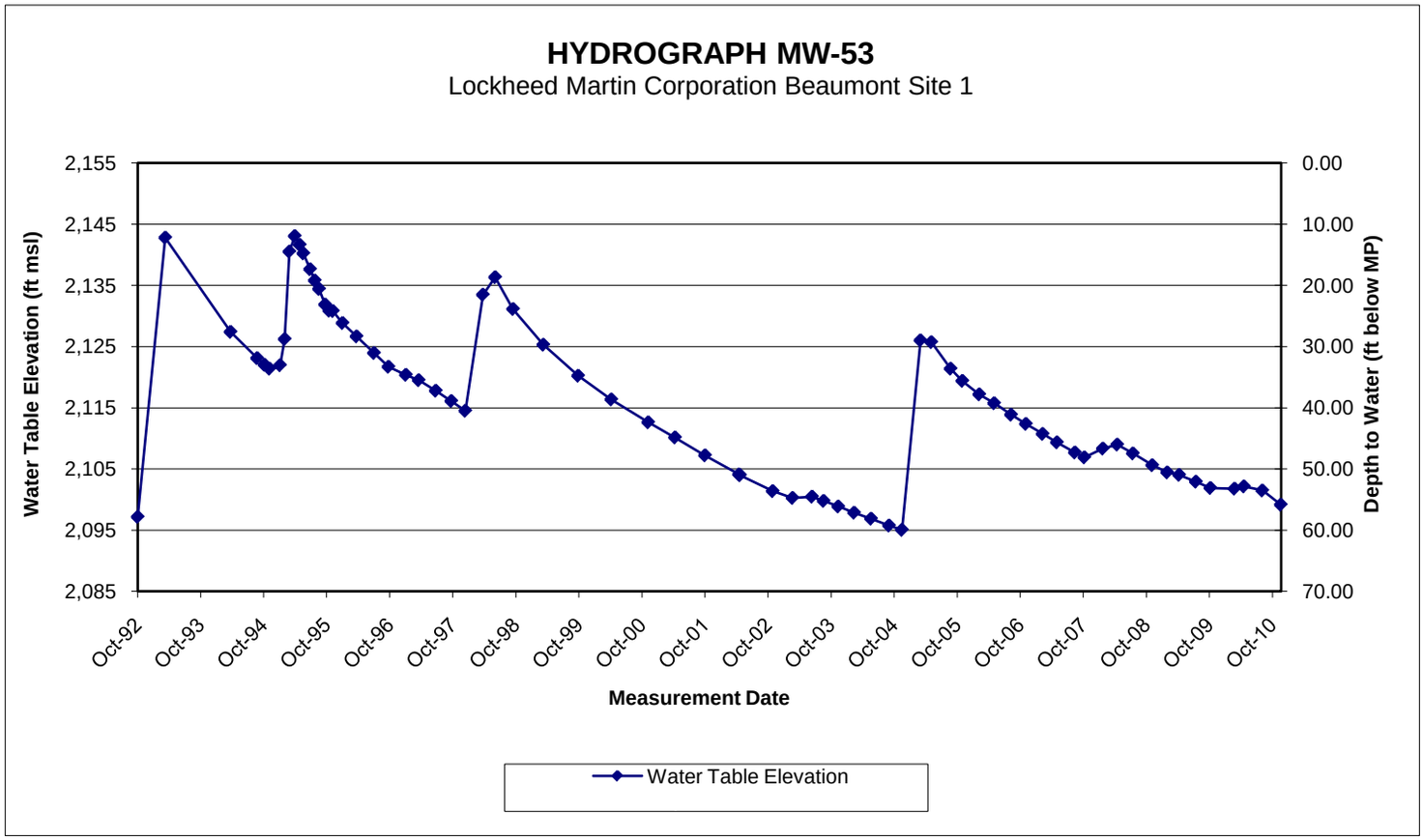
HYDROGRAPH MW-53
Lockheed Martin Corporation Beaumont Site 1
Water Table Elevation (ft msl)
Depth to Water (ft below MP)
2,155
2,145
2,135
2,125
2,115
2,105
2,095
2,085
0.00
10.00
20.00
30.00
40.00
50.00
60.00
70.00
Oct-92
Oct-93
Oct-94
Oct-95
Oct-96
Oct-97
Oct-98
Oct-99
Oct-00
Oct-01
Oct-02
Oct-03
Oct-04
Oct-05
Oct-06
Oct-07
Oct-08
Oct-09
Oct-10
Measurement Date
Water Table Elevation

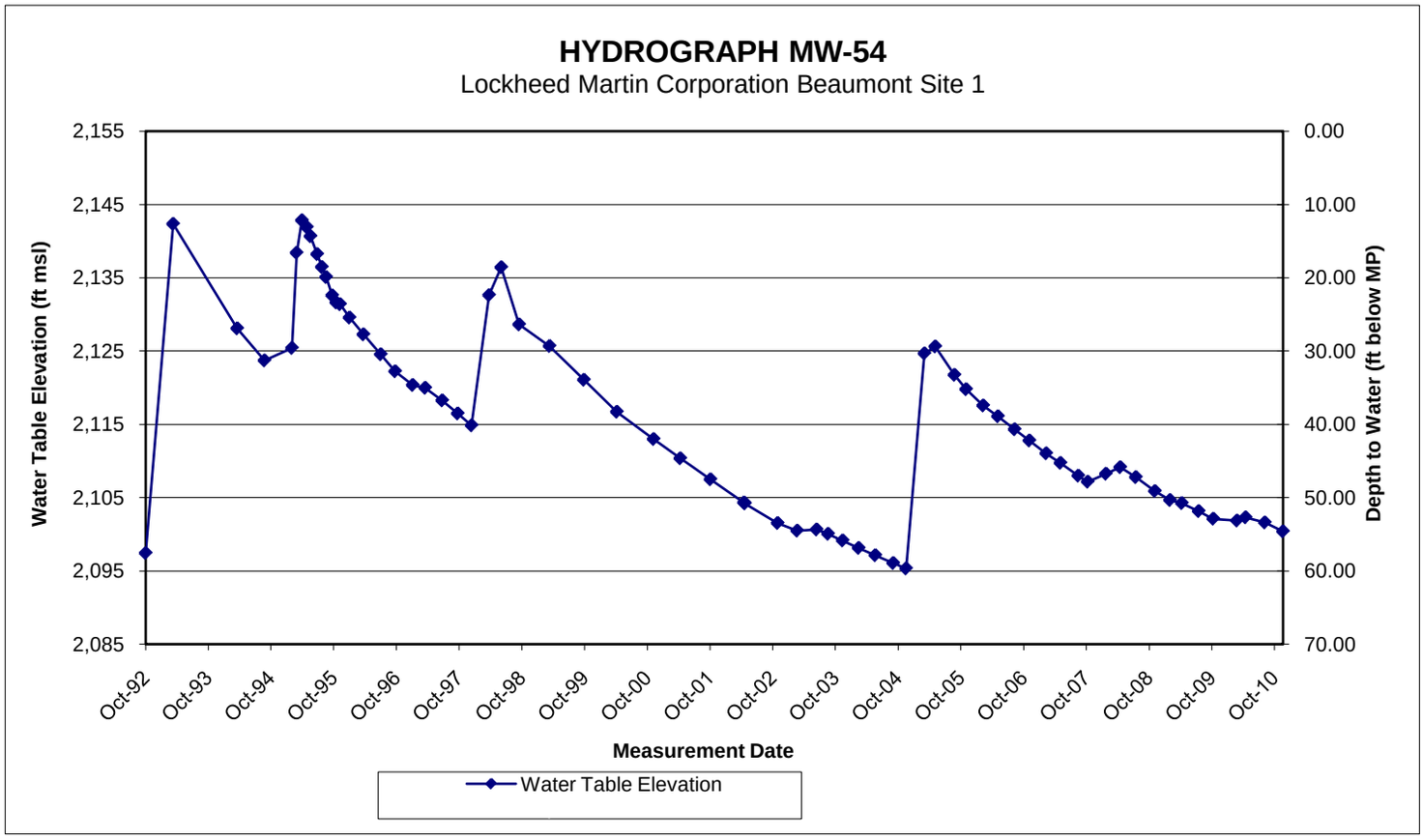
HYDROGRAPH MW-54
Lockheed Martin Corporation Beaumont Site 1
Water Table Elevation (ft msl)
Depth to Water (ft below MP)
2,155
2,145
2,135
2,125
2,115
2,105
2,095
2,085
0.00
10.00
20.00
30.00
40.00
50.00
60.00
70.00
Oct-92
Oct-93
Oct-94
Oct-95
Oct-96
Oct-97
Oct-98
Oct-99
Oct-00
Oct-01
Oct-02
Oct-03
Oct-04
Oct-05
Oct-06
Oct-07
Oct-08
Oct-09
Oct-10
Measurement Date
Water Table Elevation

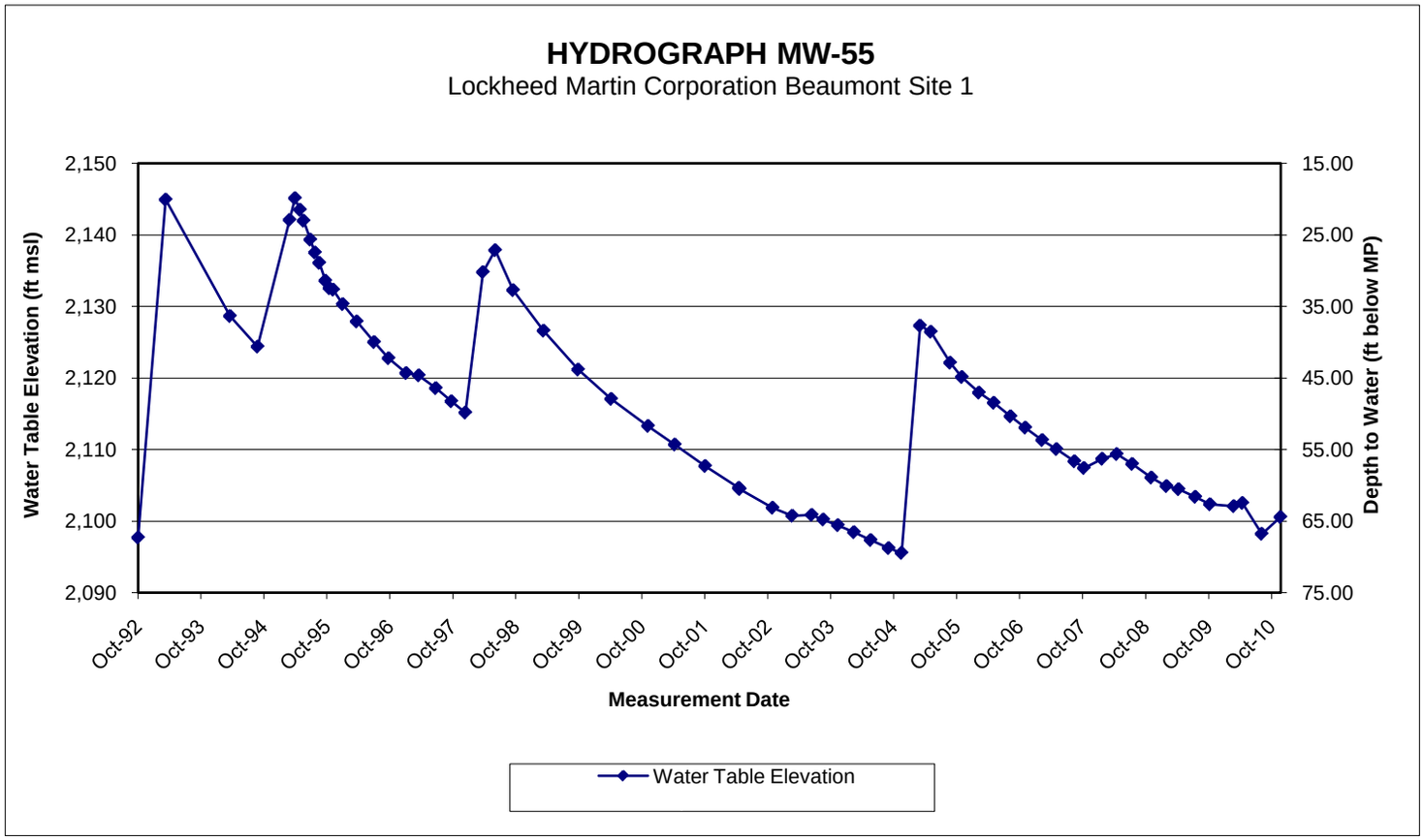
HYDROGRAPH MW-55
Lockheed Martin Corporation Beaumont Site 1
Water Table Elevation (ft msl)
Depth to Water (ft below MP)
2,150
2,140
2,130
2,120
2,110
2,100
2,090
15.00
25.00
35.00
45.00
55.00
65.00
75.00
Oct-92
Oct-93
Oct-94
Oct-95
Oct-96
Oct-97
Oct-98
Oct-99
Oct-00
Oct-01
Oct-02
Oct-03
Oct-04
Oct-05
Oct-06
Oct-07
Oct-08
Oct-09
Oct-10
Measurement Date
Water Table Elevation

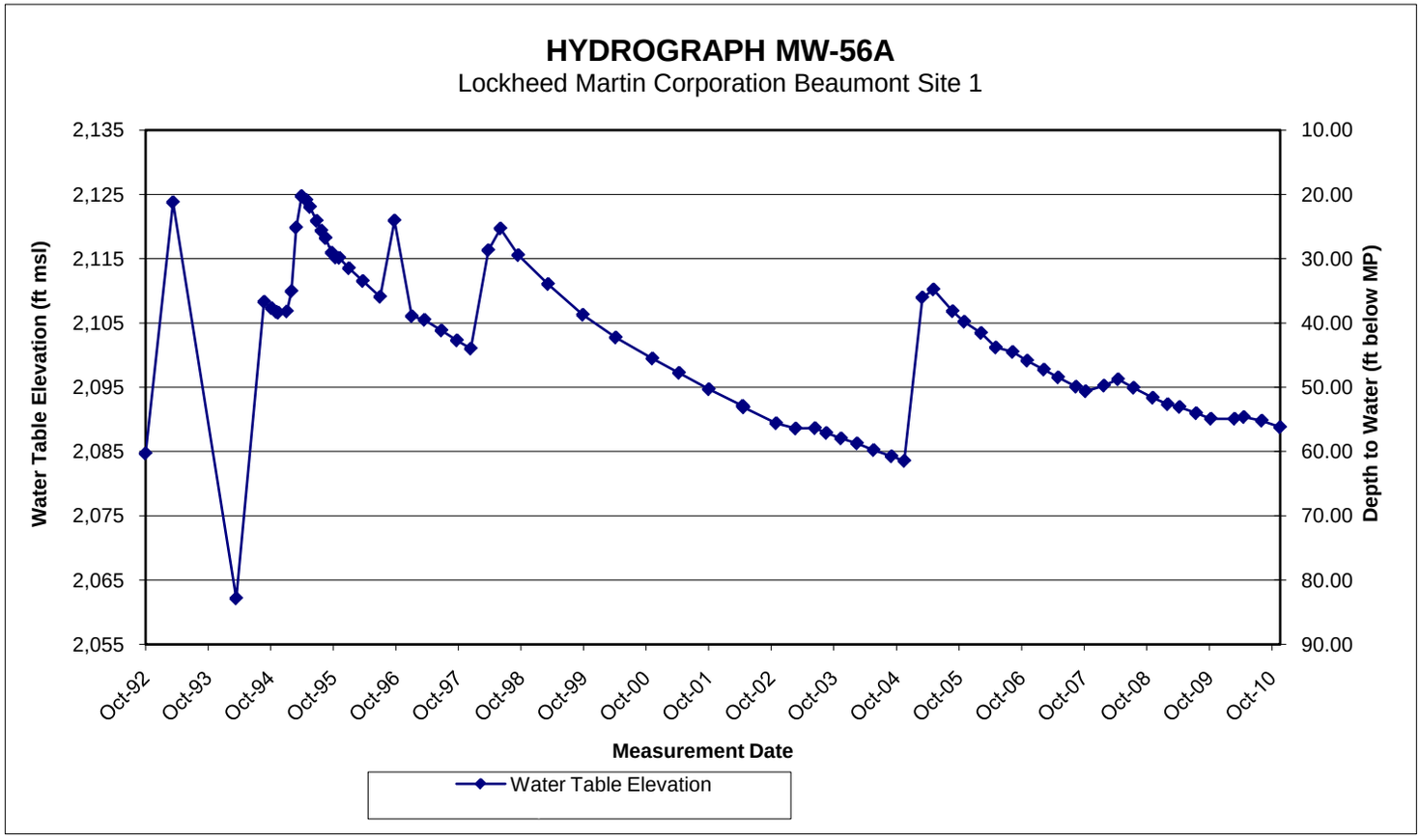
HYDROGRAPH MW-56A
Lockheed Martin Corporation Beaumont Site 1
Water Table Elevation (ft msl)
Depth to Water (ft below MP)
2,135
2,125
2,115
2,105
2,095
2,085
2,075
2,065
2,055
10.00
20.00
30.00
40.00
50.00
60.00
70.00
80.00
90.00
Oct-92
Oct-93
Oct-94
Oct-95
Oct-96
Oct-97
Oct-98
Oct-99
Oct-00
Oct-01
Oct-02
Oct-03
Oct-04
Oct-05
Oct-06
Oct-07
Oct-08
Oct-09
Oct-10
Measurement Date
Water Table Elevation

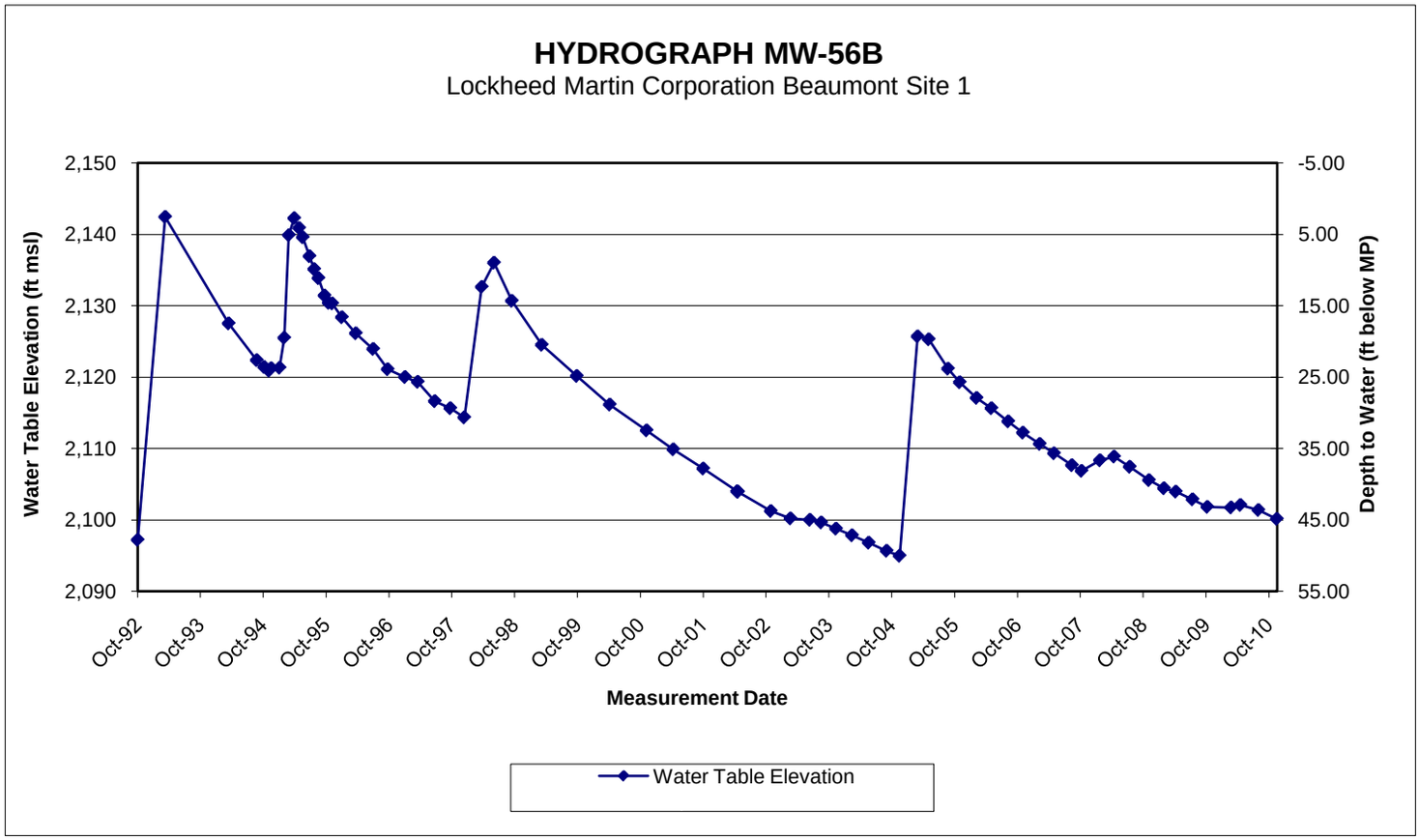
HYDROGRAPH MW-56B
Lockheed Martin Corporation Beaumont Site 1
Water Table Elevation (ft msl)
Depth to Water (ft below MP)
2,150
2,140
2,130
2,120
2,110
2,100
2,090
-5.00
5.00
15.00
25.00
35.00
45.00
55.00
Oct-92
Oct-93
Oct-94
Oct-95
Oct-96
Oct-97
Oct-98
Oct-99
Oct-00
Oct-01
Oct-02
Oct-03
Oct-04
Oct-05
Oct-06
Oct-07
Oct-08
Oct-09
Oct-10
Measurement Date
Water Table Elevation

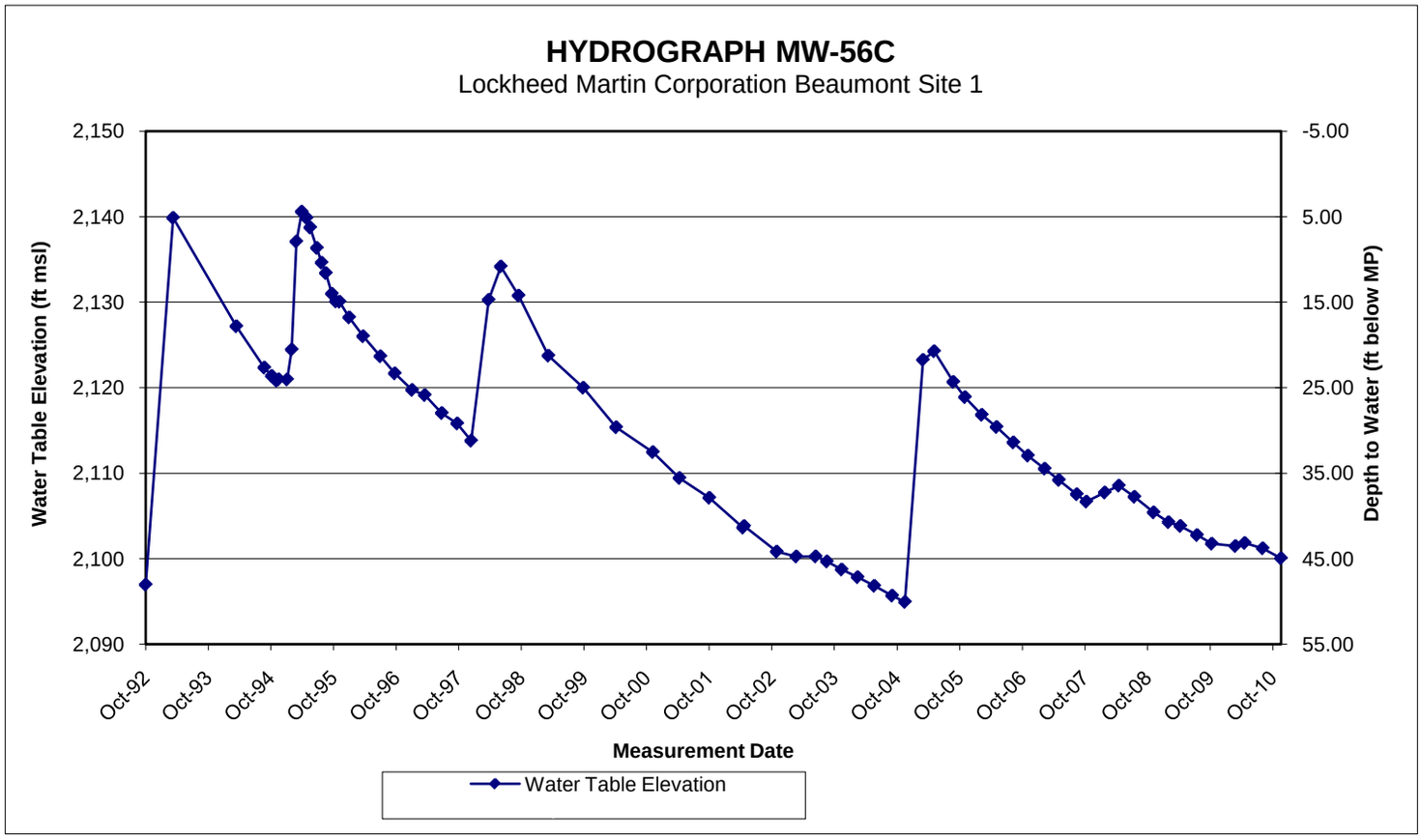
HYDROGRAPH MW-56C
Lockheed Martin Corporation Beaumont Site 1
Water Table Elevation (ft msl)
Depth to Water (ft below MP)
2,150
2,140
2,130
2,120
2,110
2,100
2,090
-5.00
5.00
15.00
25.00
35.00
45.00
55.00
Oct-92
Oct-93
Oct-94
Oct-95
Oct-96
Oct-97
Oct-98
Oct-99
Oct-00
Oct-01
Oct-02
Oct-03
Oct-04
Oct-05
Oct-06
Oct-07
Oct-08
Oct-09
Oct-10
Measurement Date
Water Table Elevation

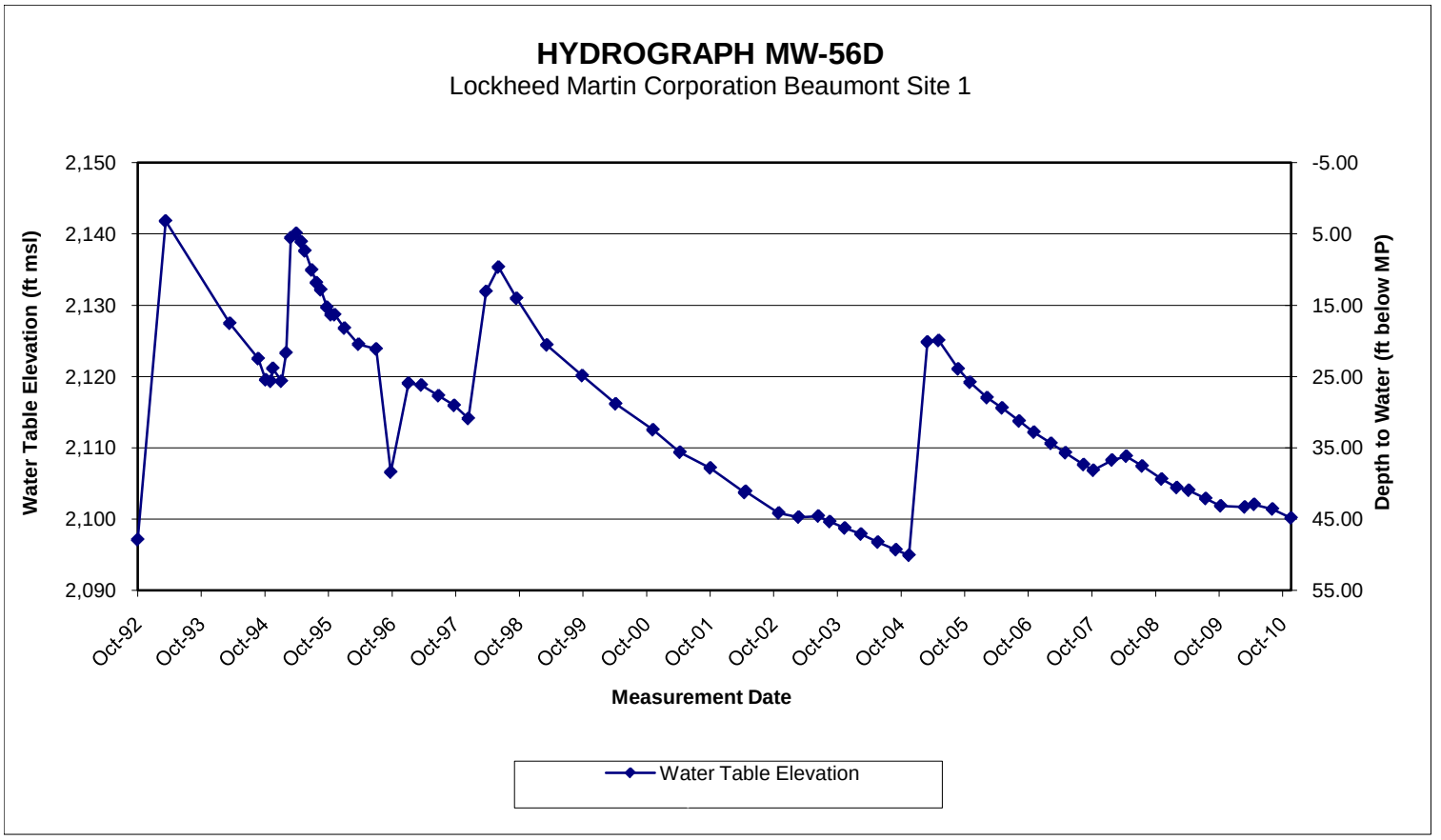
HYDROGRAPH MW-56D
Lockheed Martin Corporation Beaumont Site 1
Water Table Elevation (ft msl)
Depth to Water (ft below MP)
2,150
2,140
2,130
2,120
2,110
2,100
2,090
-5.00
5.00
15.00
25.00
35.00
45.00
55.00
Oct-92
Oct-93
Oct-94
Oct-95
Oct-96
Oct-97
Oct-98
Oct-99
Oct-00
Oct-01
Oct-02
Oct-03
Oct-04
Oct-05
Oct-06
Oct-07
Oct-08
Oct-09
Oct-10
Measurement Date
Water Table Elevation

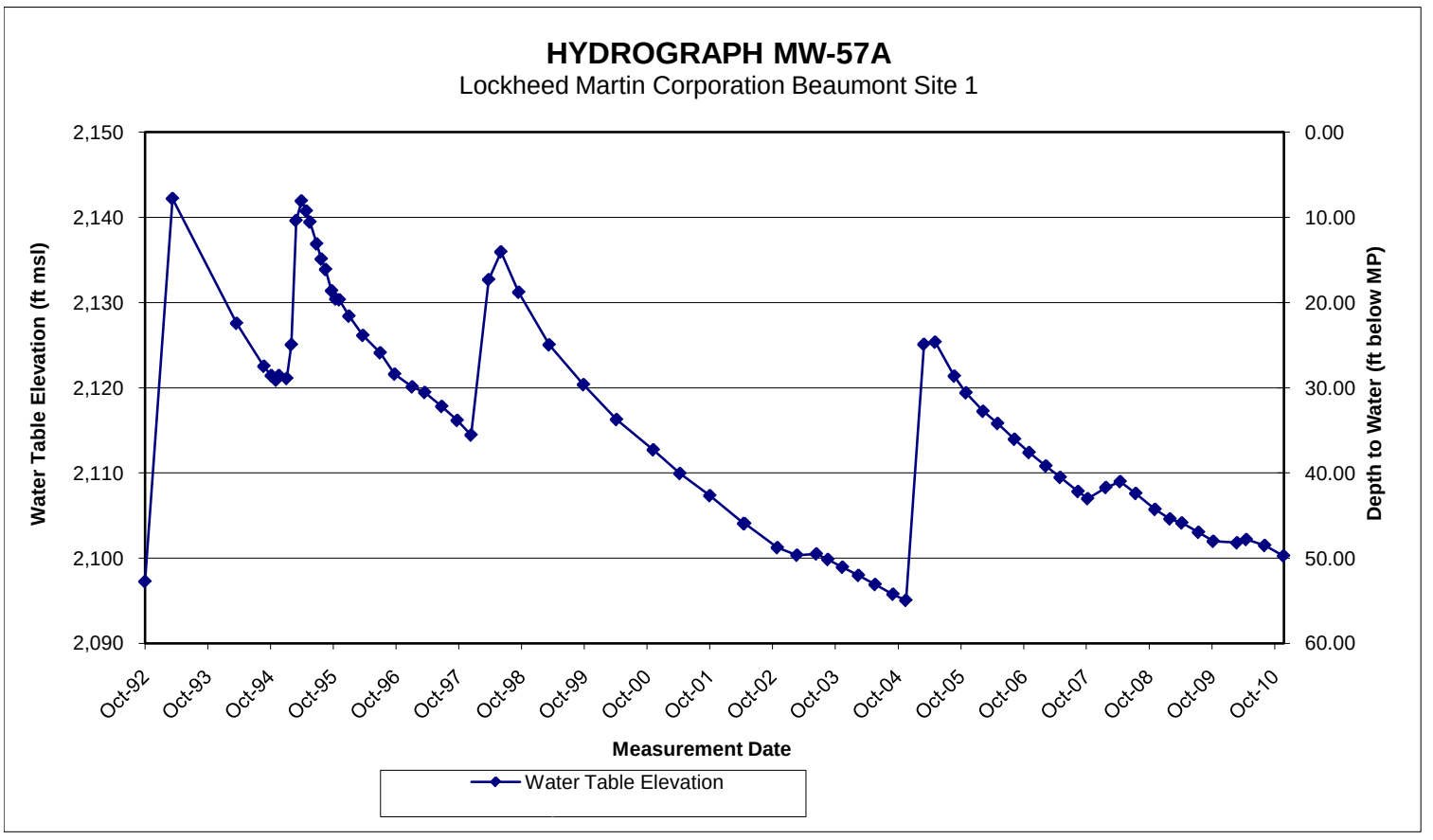
HYDROGRAPH MW-57A
Lockheed Martin Corporation Beaumont Site 1
Water Table Elevation (ft msl)
Depth to Water (ft below MP)
2,150
2,140
2,130
2,120
2,110
2,100
2,090
0.00
10.00
20.00
30.00
40.00
50.00
60.00
Oct-92
Oct-93
Oct-94
Oct-95
Oct-96
Oct-97
Oct-98
Oct-99
Oct-00
Oct-01
Oct-02
Oct-03
Oct-04
Oct-05
Oct-06
Oct-07
Oct-08
Oct-09
Oct-10
Measurement Date
Water Table Elevation

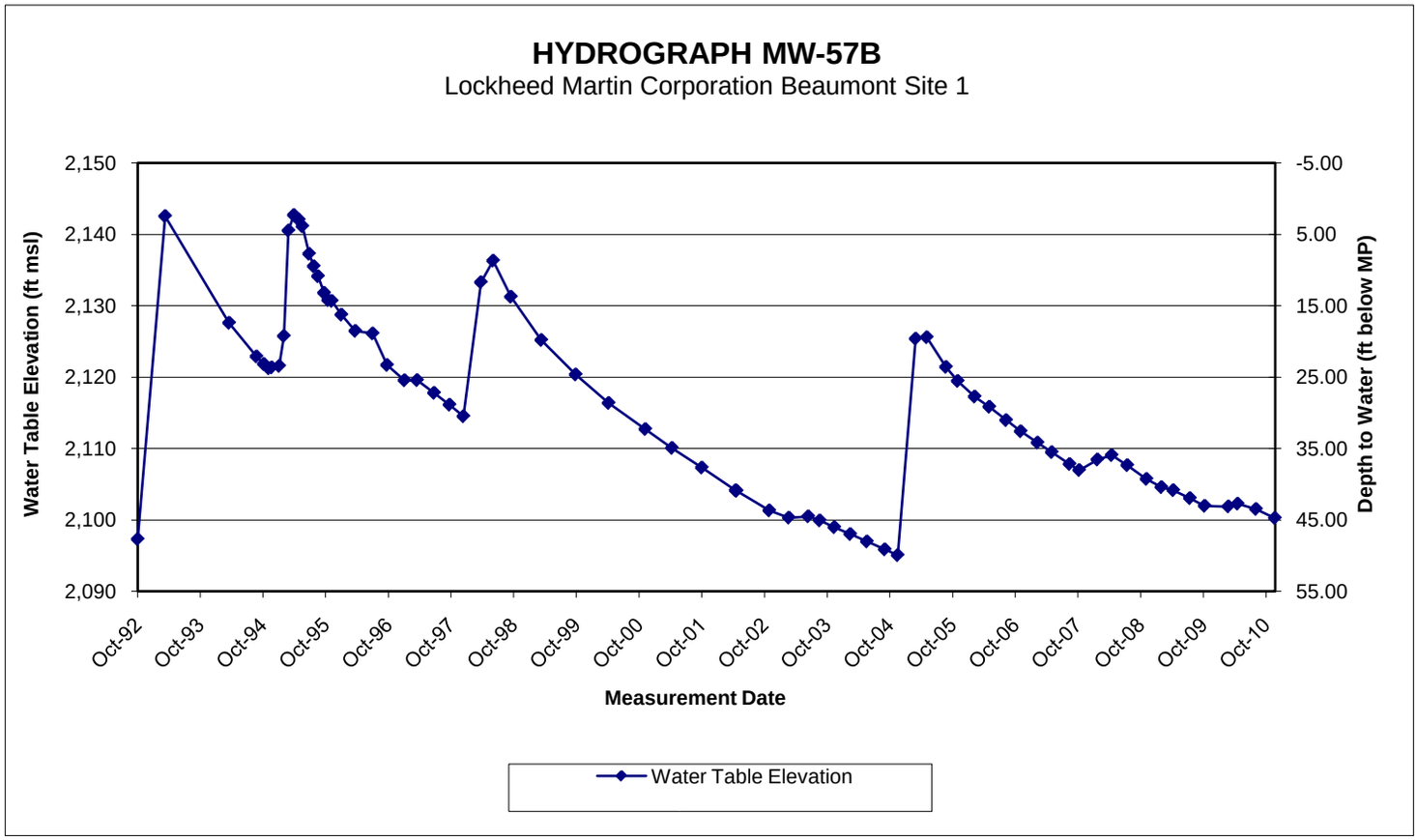
HYDROGRAPH MW-57B
Lockheed Martin Corporation Beaumont Site 1
Water Table Elevation (ft msl)
Depth to Water (ft below MP)
2,150
2,140
2,130
2,120
2,110
2,100
2,090
-5.00
5.00
15.00
25.00
35.00
45.00
55.00
Oct-92
Oct-93
Oct-94
Oct-95
Oct-96
Oct-97
Oct-98
Oct-99
Oct-00
Oct-01
Oct-02
Oct-03
Oct-04
Oct-05
Oct-06
Oct-07
Oct-08
Oct-09
Oct-10
Measurement Date
Water Table Elevation

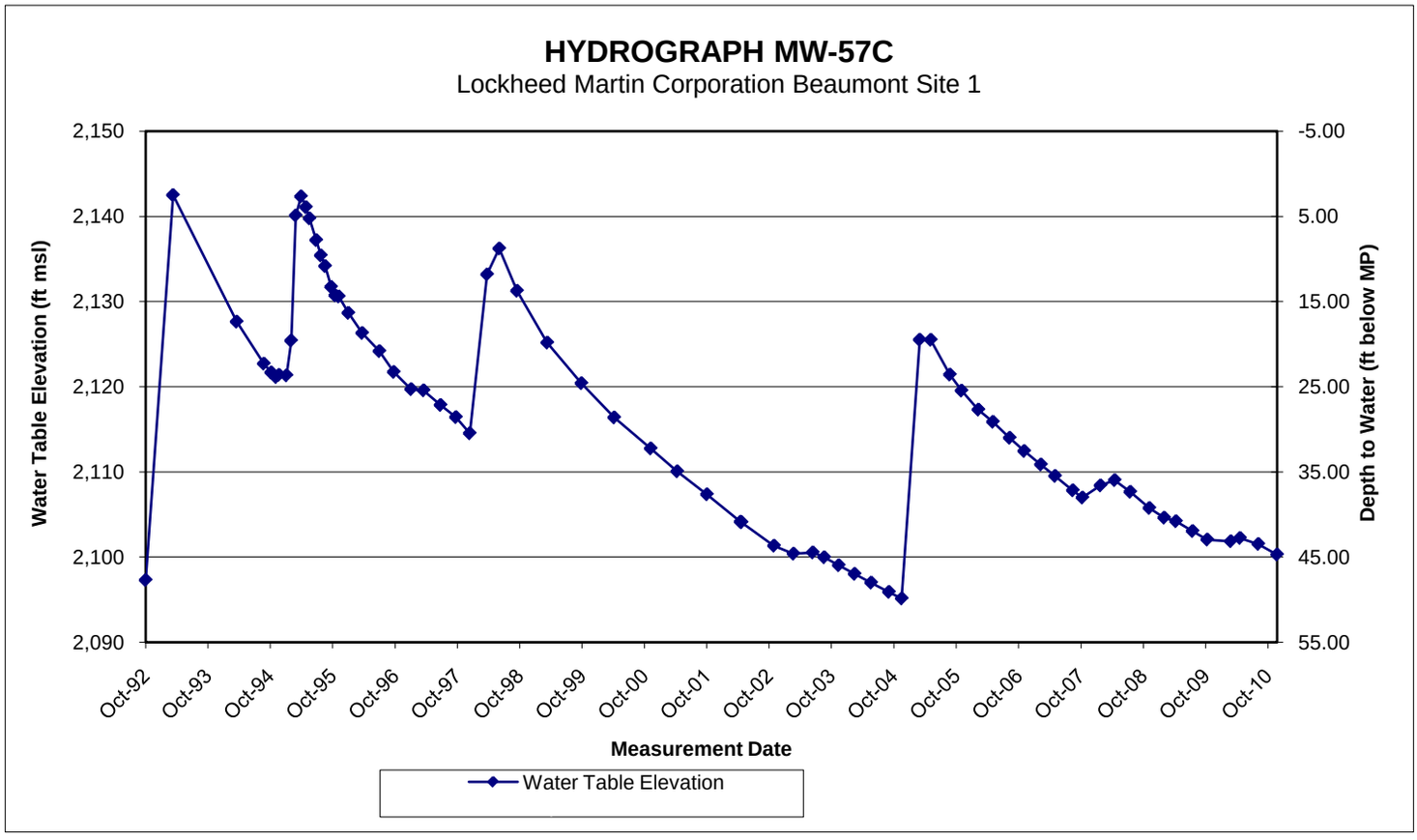
HYDROGRAPH MW-57C
Lockheed Martin Corporation Beaumont Site 1
Water Table Elevation (ft msl)
Depth to Water (ft below MP)
2,150
2,140
2,130
2,120
2,110
2,100
2,090
-5.00
5.00
15.00
25.00
35.00
45.00
55.00
Oct-92
Oct-93
Oct-94
Oct-95
Oct-96
Oct-97
Oct-98
Oct-99
Oct-00
Oct-01
Oct-02
Oct-03
Oct-04
Oct-05
Oct-06
Oct-07
Oct-08
Oct-09
Oct-10
Measurement Date
Water Table Elevation

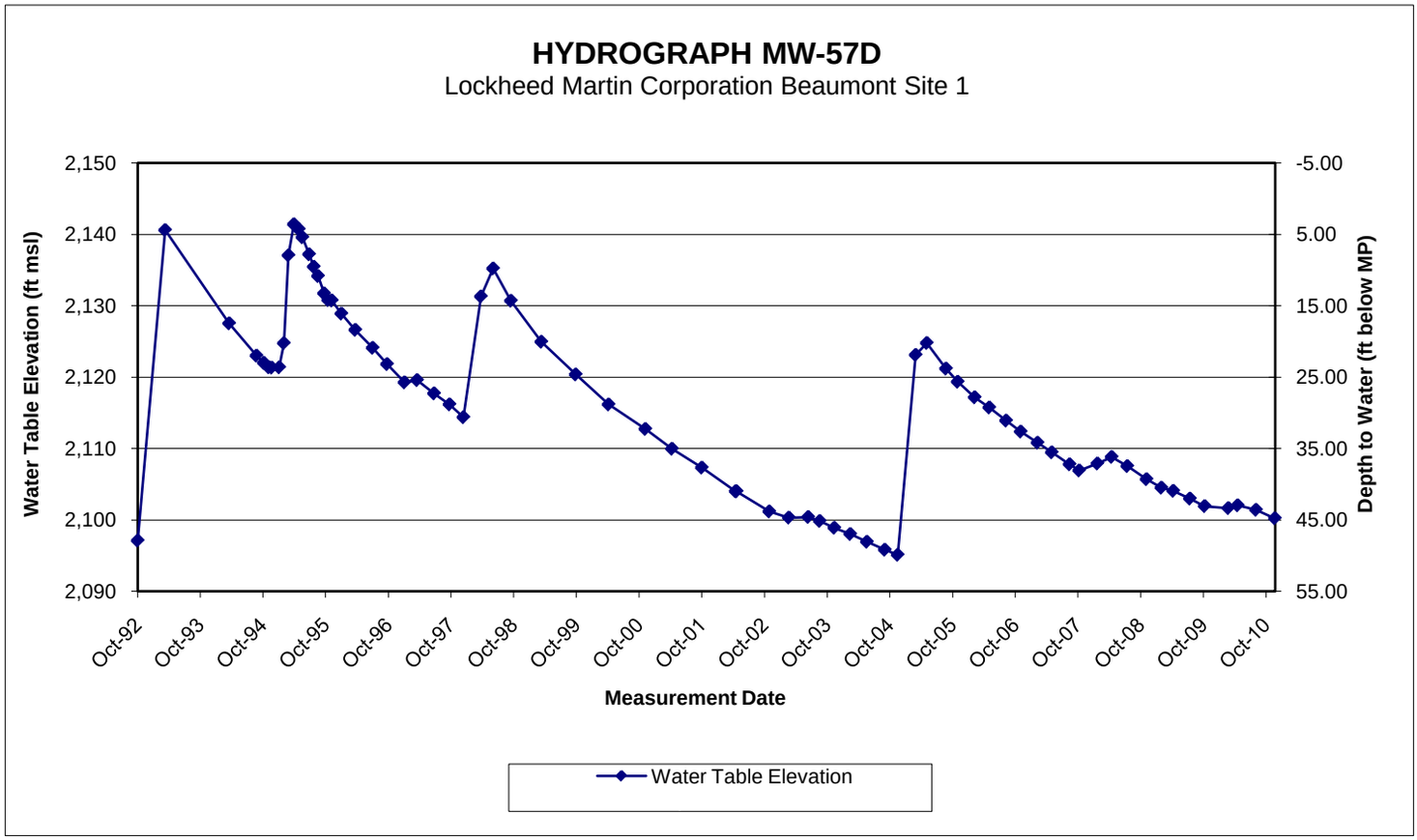
HYDROGRAPH MW-57D
Lockheed Martin Corporation Beaumont Site 1
Water Table Elevation (ft msl)
Depth to Water (ft below MP)
2,150
2,140
2,130
2,120
2,110
2,100
2,090
-5.00
5.00
15.00
25.00
35.00
45.00
55.00
Oct-92
Oct-93
Oct-94
Oct-95
Oct-96
Oct-97
Oct-98
Oct-99
Oct-00
Oct-01
Oct-02
Oct-03
Oct-04
Oct-05
Oct-06
Oct-07
Oct-08
Oct-09
Oct-10
Measurement Date
Water Table Elevation

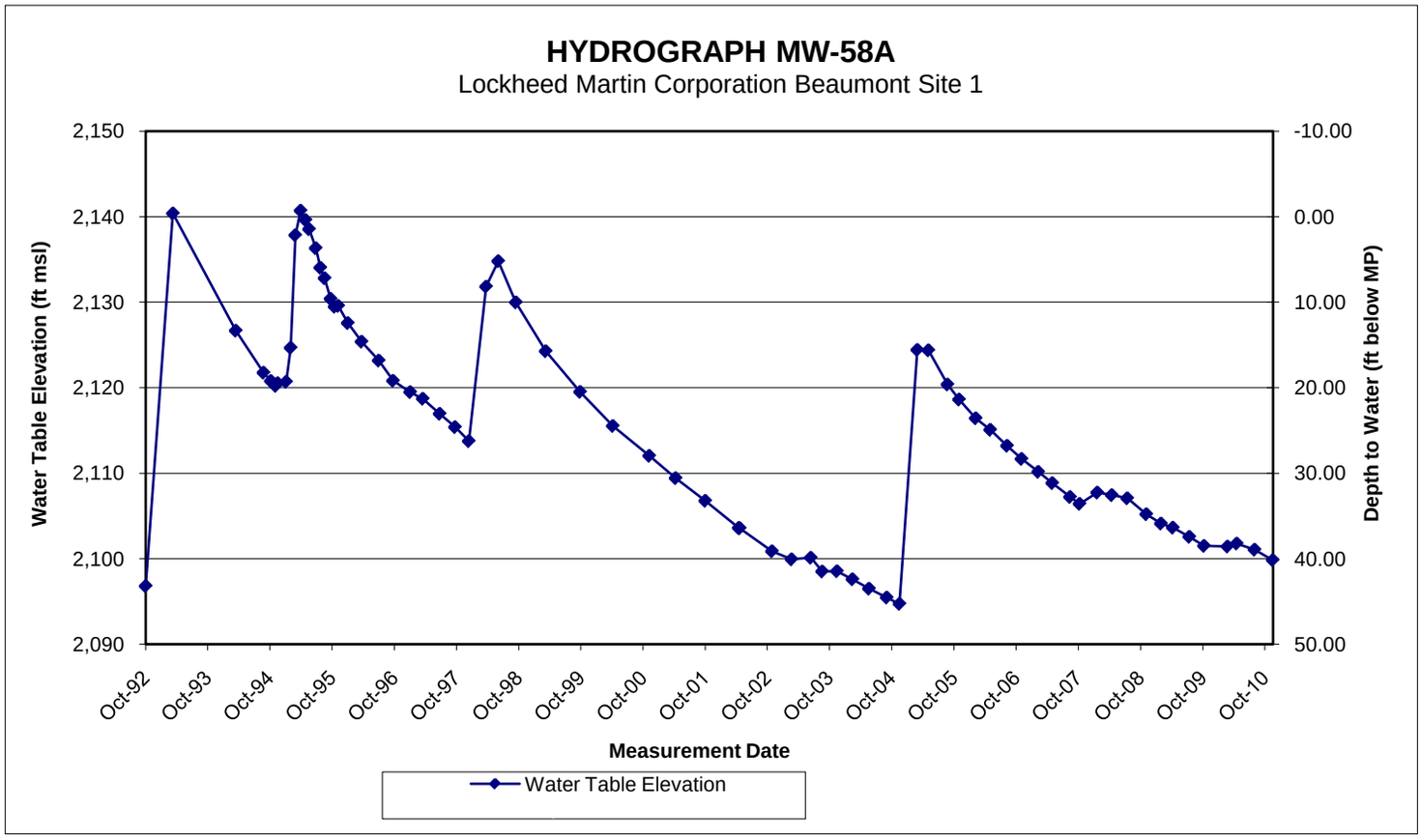
HYDROGRAPH MW-58A
Lockheed Martin Corporation Beaumont Site 1
Water Table Elevation (ft msl)
Depth to Water (ft below MP)
2,150
2,140
2,130
2,120
2,110
2,100
2,090
-10.00
0.00
10.00
20.00
30.00
40.00
50.00
Oct-92
Oct-93
Oct-94
Oct-95
Oct-96
Oct-97
Oct-98
Oct-99
Oct-00
Oct-01
Oct-02
Oct-03
Oct-04
Oct-05
Oct-06
Oct-07
Oct-08
Oct-09
Oct-10
Measurement Date
Water Table Elevation

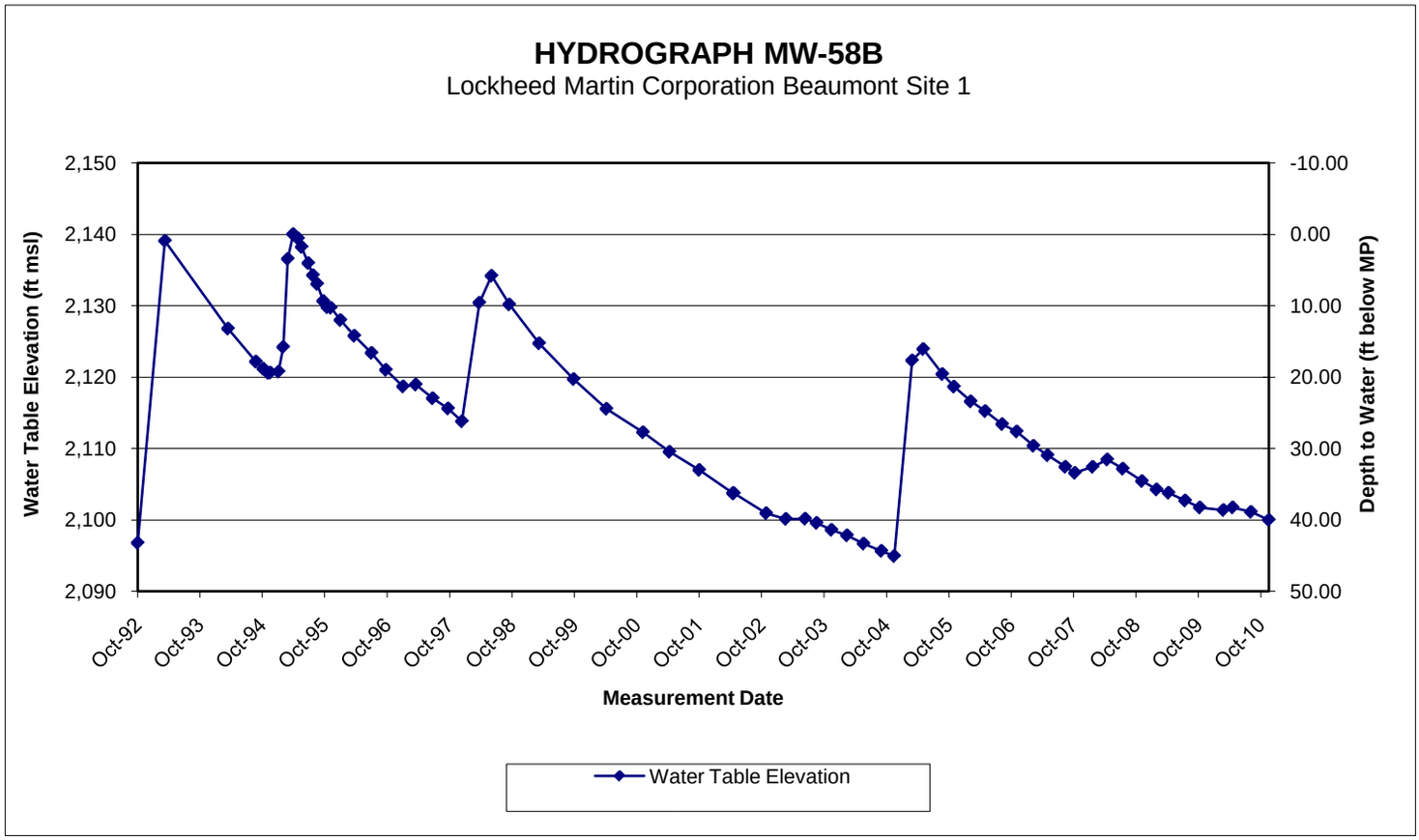
HYDROGRAPH MW-58B
Lockheed Martin Corporation Beaumont Site 1
Water Table Elevation (ft msl)
Depth to Water (ft below MP)
2,150
2,140
2,130
2,120
2,110
2,100
2,090
-10.00
0.00
10.00
20.00
30.00
40.00
50.00
Oct-92
Oct-93
Oct-94
Oct-95
Oct-96
Oct-97
Oct-98
Oct-99
Oct-00
Oct-01
Oct-02
Oct-03
Oct-04
Oct-05
Oct-06
Oct-07
Oct-08
Oct-09
Oct-10
Measurement Date
Water Table Elevation

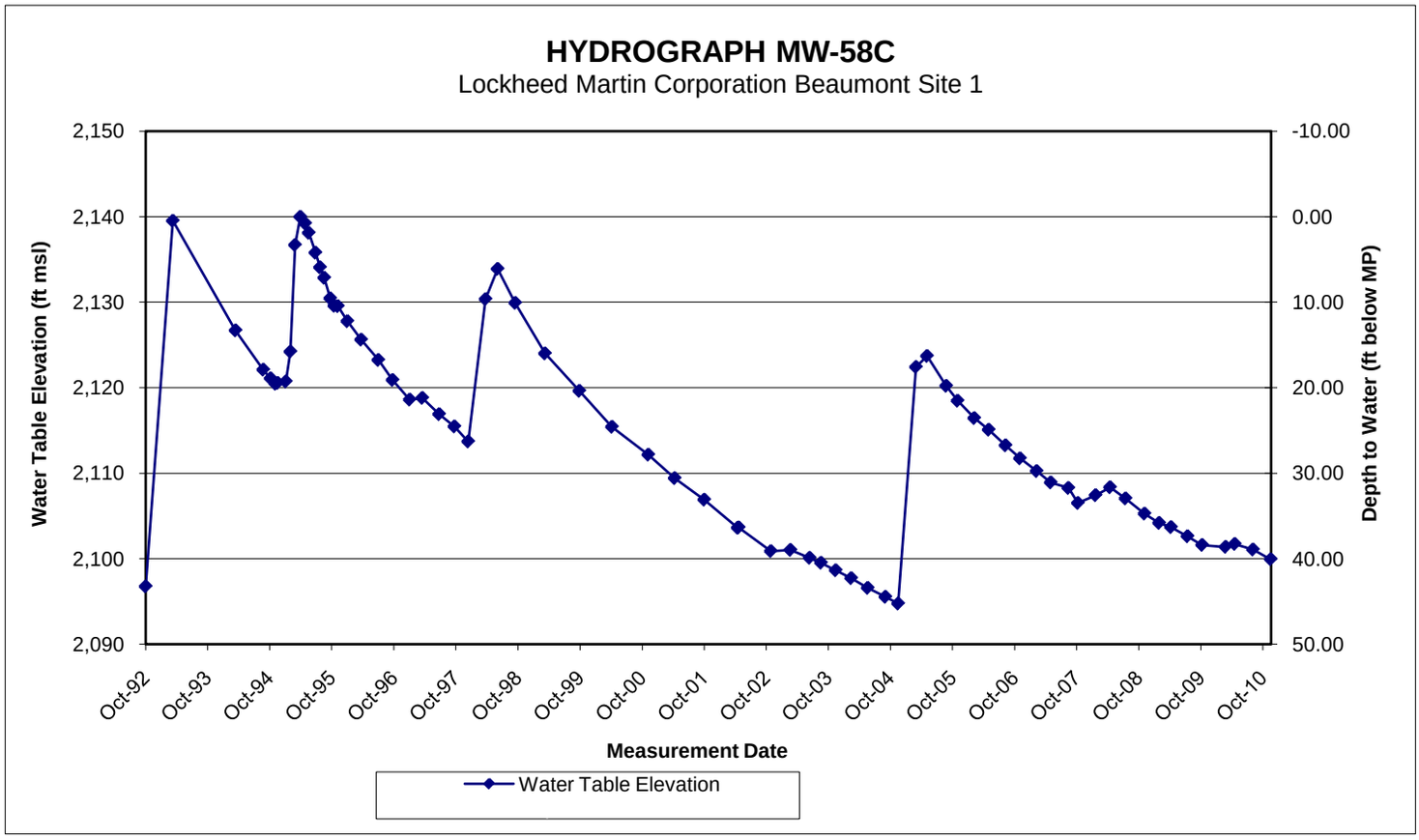
HYDROGRAPH MW-58C
Lockheed Martin Corporation Beaumont Site 1
Water Table Elevation (ft msl)
Depth to Water (ft below MP)
2,150
2,140
2,130
2,120
2,110
2,100
2,090
-10.00
0.00
10.00
20.00
30.00
40.00
50.00
Oct-92
Oct-93
Oct-94
Oct-95
Oct-96
Oct-97
Oct-98
Oct-99
Oct-00
Oct-01
Oct-02
Oct-03
Oct-04
Oct-05
Oct-06
Oct-07
Oct-08
Oct-09
Oct-10
Measurement Date
Water Table Elevation

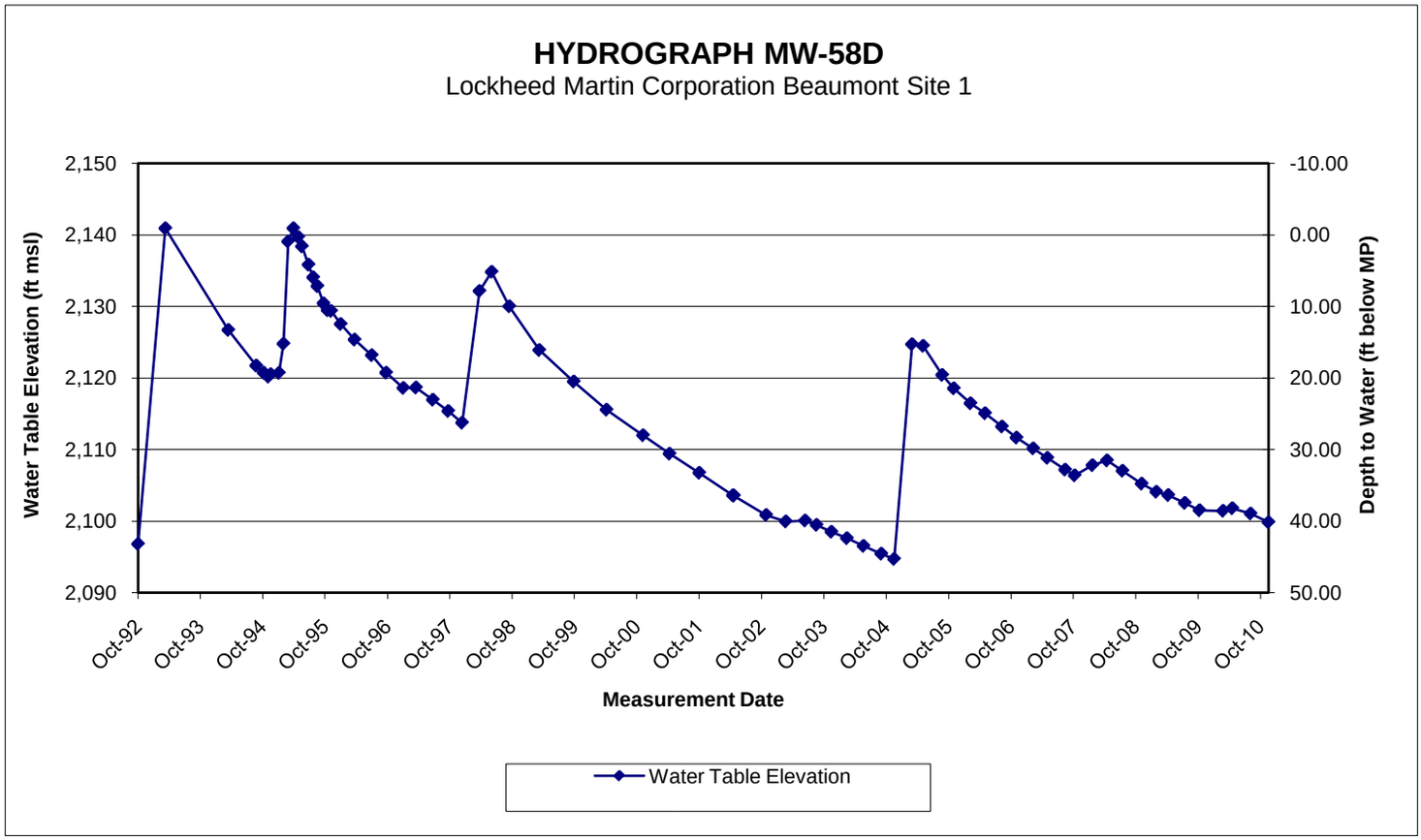
HYDROGRAPH MW-58D
Lockheed Martin Corporation Beaumont Site 1
Water Table Elevation (ft msl)
Depth to Water (ft below MP)
2,150
2,140
2,130
2,120
2,110
2,100
2,090
-10.00
0.00
10.00
20.00
30.00
40.00
50.00
Oct-92
Oct-93
Oct-94
Oct-95
Oct-96
Oct-97
Oct-98
Oct-99
Oct-00
Oct-01
Oct-02
Oct-03
Oct-04
Oct-05
Oct-06
Oct-07
Oct-08
Oct-09
Oct-10
Measurement Date
Water Table Elevation

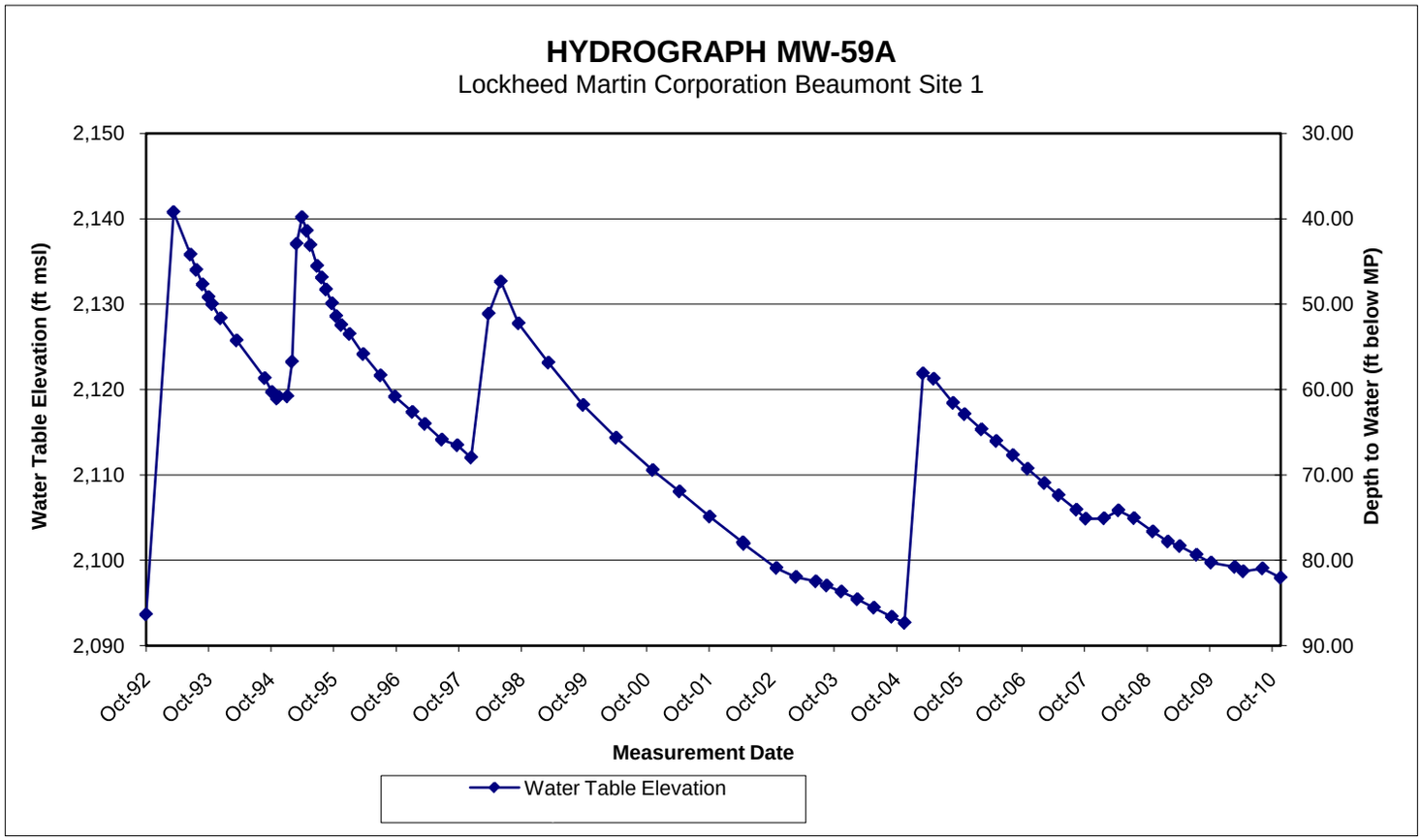
HYDROGRAPH MW-59A
Lockheed Martin Corporation Beaumont Site 1
Water Table Elevation (ft msl)
Depth to Water (ft below MP)
2,150
2,140
2,130
2,120
2,110
2,100
2,090
30.00
40.00
50.00
60.00
70.00
80.00
90.00
Oct-92
Oct-93
Oct-94
Oct-95
Oct-96
Oct-97
Oct-98
Oct-99
Oct-00
Oct-01
Oct-02
Oct-03
Oct-04
Oct-05
Oct-06
Oct-07
Oct-08
Oct-09
Oct-10
Measurement Date
Water Table Elevation

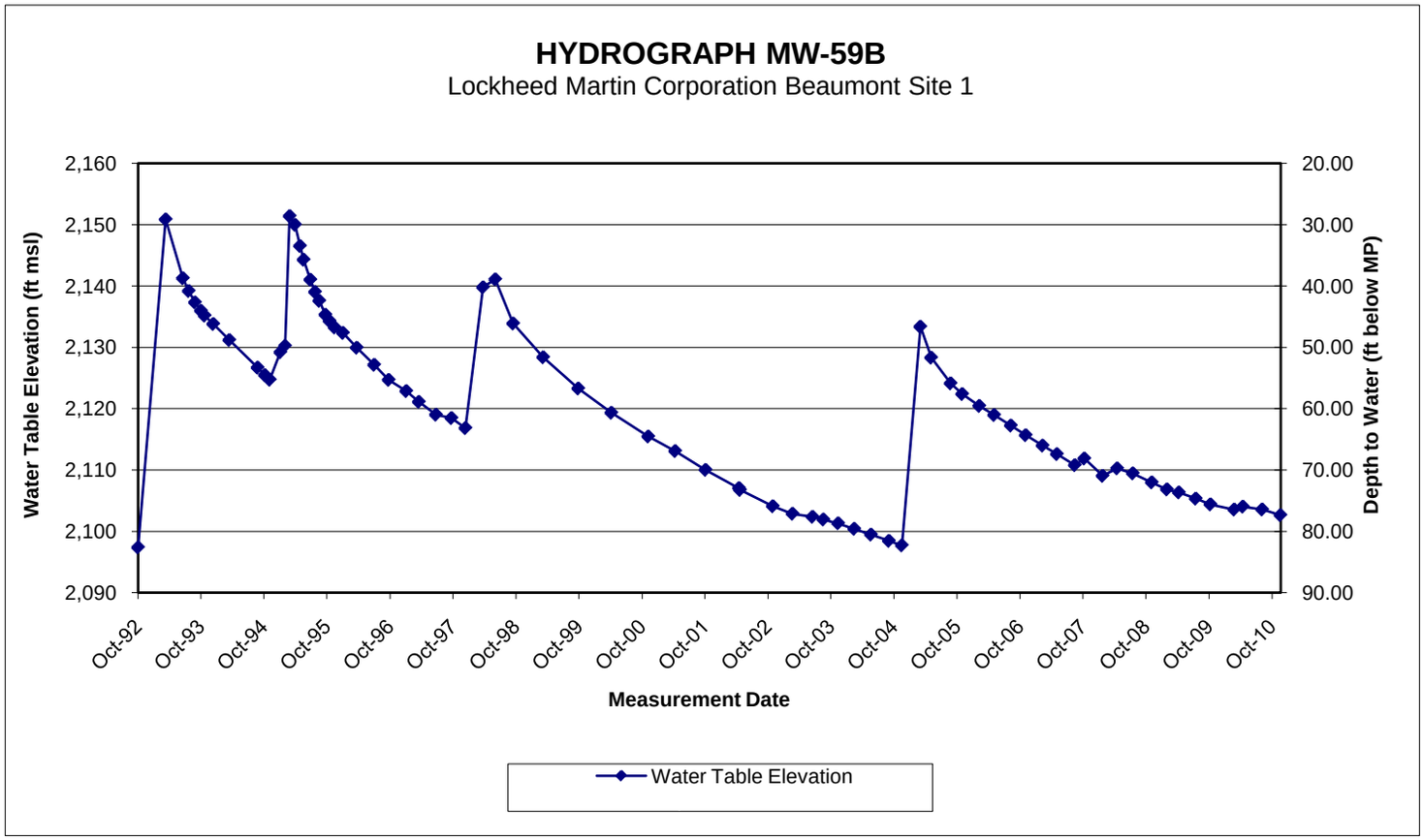
HYDROGRAPH MW-59B
Lockheed Martin Corporation Beaumont Site 1
Water Table Elevation (ft msl)
Depth to Water (ft below MP)
2,160
2,150
2,140
2,130
2,120
2,110
2,100
2,090
20.00
30.00
40.00
50.00
60.00
70.00
80.00
90.00
Oct-92
Oct-93
Oct-94
Oct-95
Oct-96
Oct-97
Oct-98
Oct-99
Oct-00
Oct-01
Oct-02
Oct-03
Oct-04
Oct-05
Oct-06
Oct-07
Oct-08
Oct-09
Oct-10
Measurement Date
Water Table Elevation

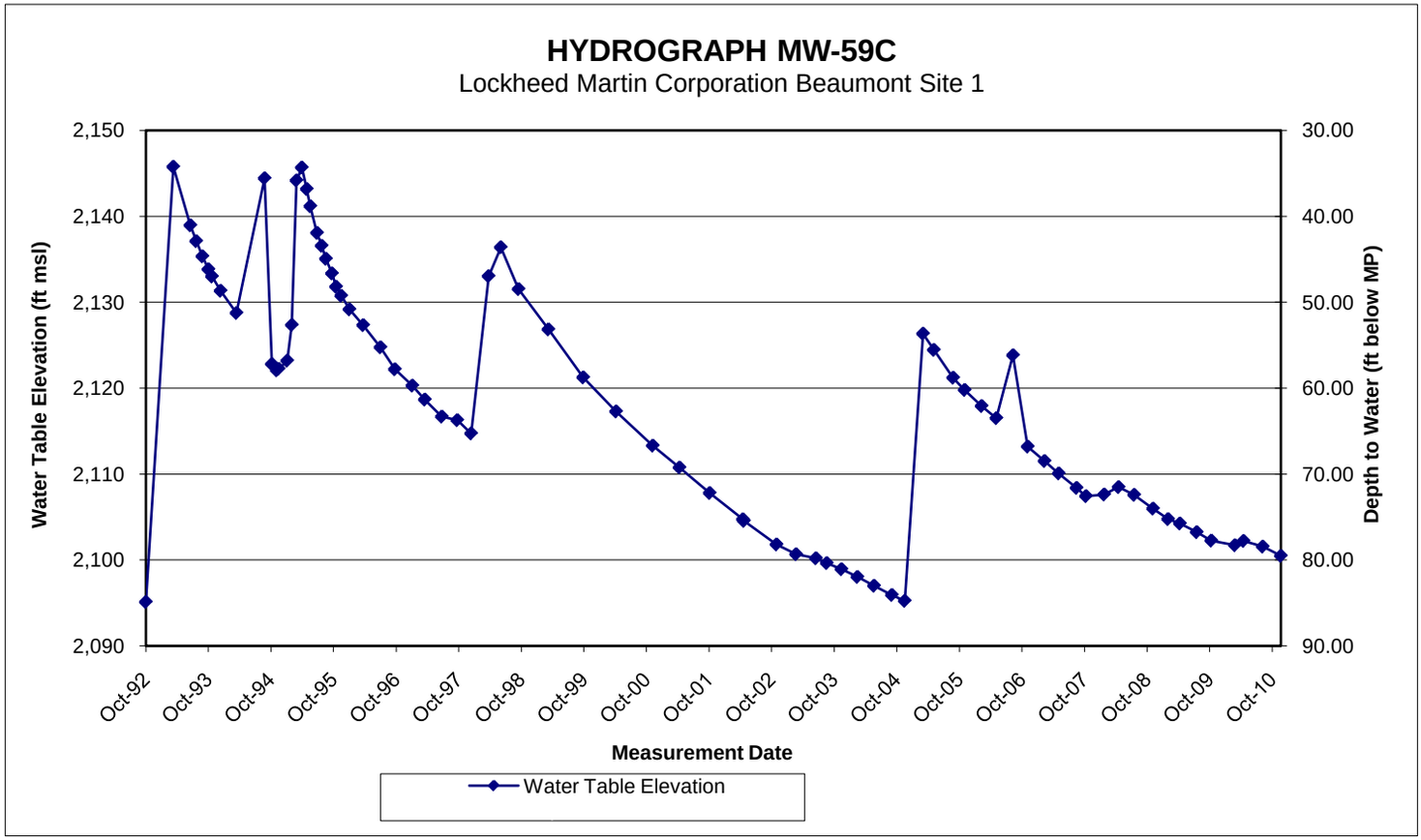
HYDROGRAPH MW-59C
Lockheed Martin Corporation Beaumont Site 1
Water Table Elevation (ft msl)
Depth to Water (ft below MP)
2,150
2,140
2,130
2,120
2,110
2,100
2,090
30.00
40.00
50.00
60.00
70.00
80.00
90.00
Oct-92
Oct-93
Oct-94
Oct-95
Oct-96
Oct-97
Oct-98
Oct-99
Oct-00
Oct-01
Oct-02
Oct-03
Oct-04
Oct-05
Oct-06
Oct-07
Oct-08
Oct-09
Oct-10
Measurement Date
Water Table Elevation

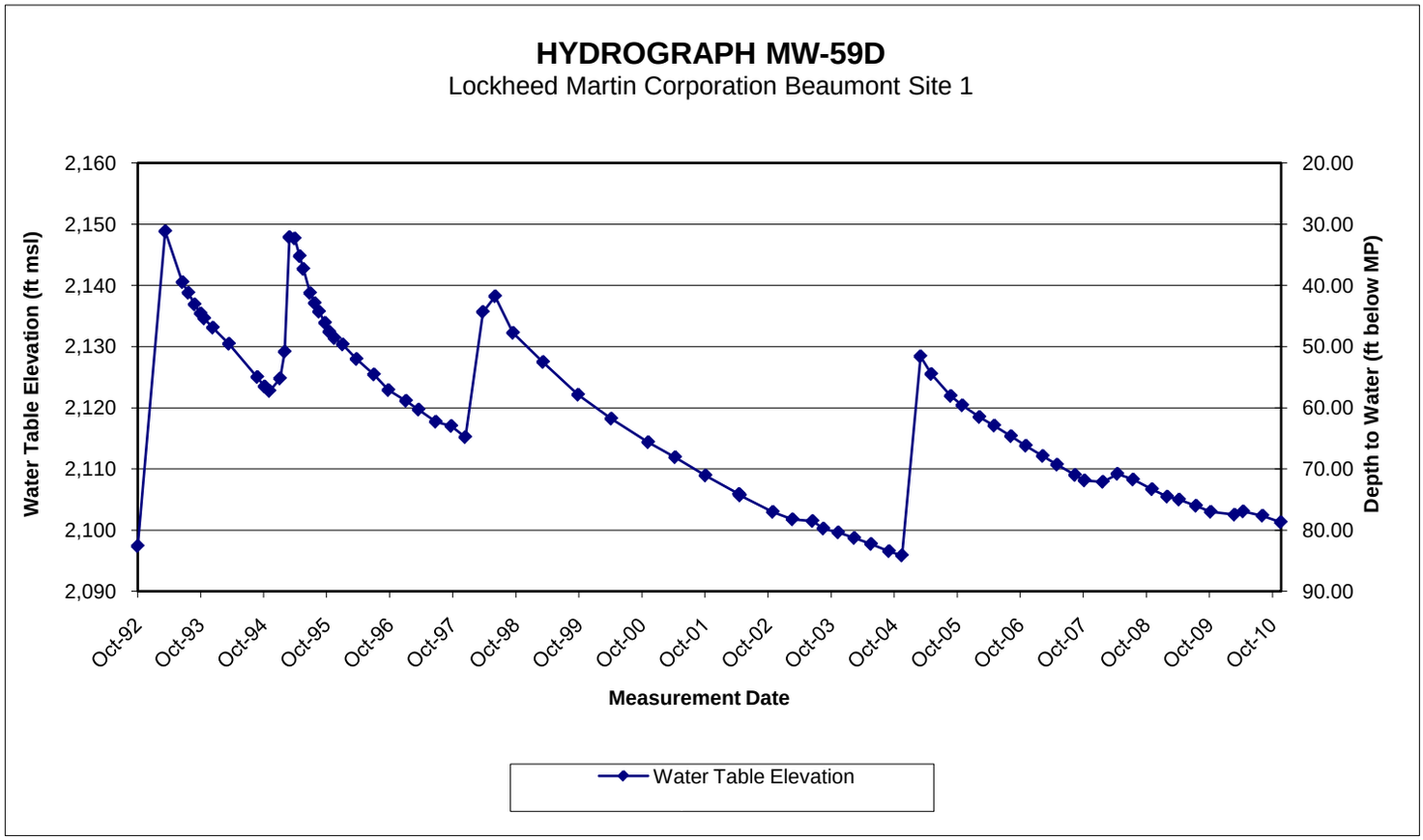
HYDROGRAPH MW-59D
Lockheed Martin Corporation Beaumont Site 1
Water Table Elevation (ft msl)
Depth to Water (ft below MP)
2,160
2,150
2,140
2,130
2,120
2,110
2,100
2,090
20.00
30.00
40.00
50.00
60.00
70.00
80.00
90.00
Oct-92
Oct-93
Oct-94
Oct-95
Oct-96
Oct-97
Oct-98
Oct-99
Oct-00
Oct-01
Oct-02
Oct-03
Oct-04
Oct-05
Oct-06
Oct-07
Oct-08
Oct-09
Oct-10
Measurement Date
Water Table Elevation

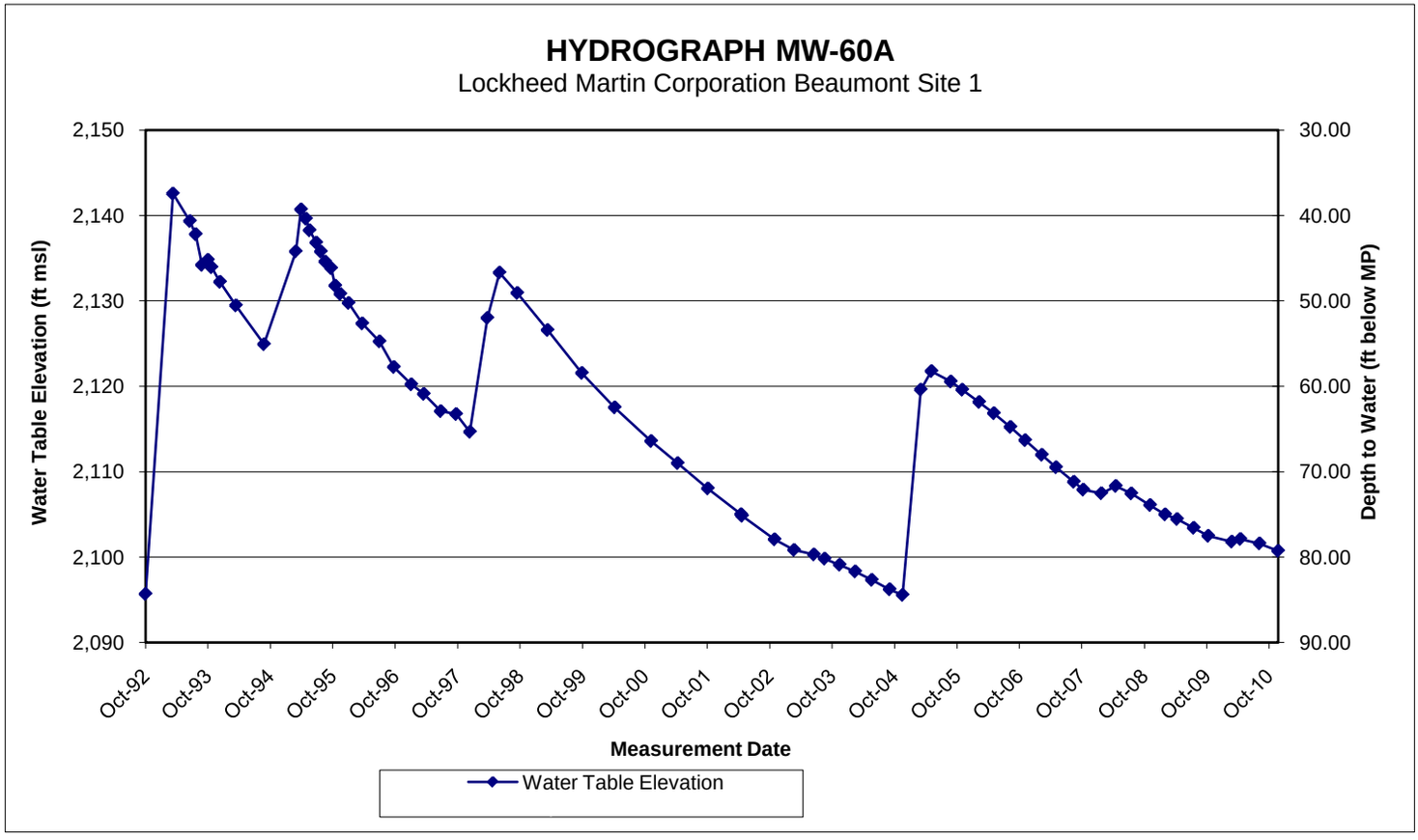
HYDROGRAPH MW-60A
Lockheed Martin Corporation Beaumont Site 1
Water Table Elevation (ft msl)
Depth to Water (ft below MP)
2,150
2,140
2,130
2,120
2,110
2,100
2,090
30.00
40.00
50.00
60.00
70.00
80.00
90.00
Oct-92
Oct-93
Oct-94
Oct-95
Oct-96
Oct-97
Oct-98
Oct-99
Oct-00
Oct-01
Oct-02
Oct-03
Oct-04
Oct-05
Oct-06
Oct-07
Oct-08
Oct-09
Oct-10
Measurement Date
Water Table Elevation

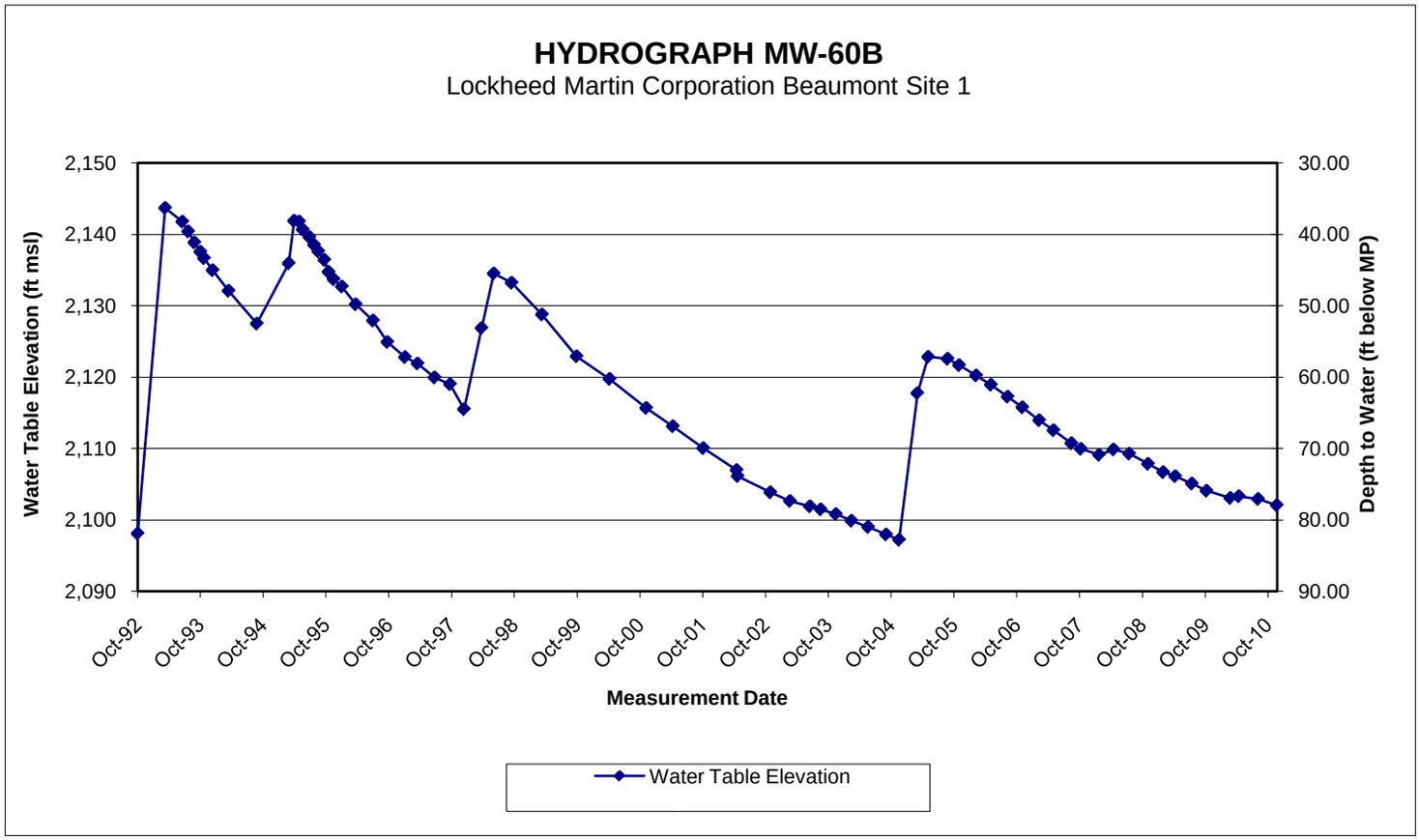
HYDROGRAPH MW-60B
Lockheed Martin Corporation Beaumont Site 1
Water Table Elevation (ft msl)
Depth to Water (ft below MP)
2,150
2,140
2,130
2,120
2,110
2,100
2,090
30.00
40.00
50.00
60.00
70.00
80.00
90.00
Oct-92
Oct-93
Oct-94
Oct-95
Oct-96
Oct-97
Oct-98
Oct-99
Oct-00
Oct-01
Oct-02
Oct-03
Oct-04
Oct-05
Oct-06
Oct-07
Oct-08
Oct-09
Oct-10
Measurement Date
Water Table Elevation

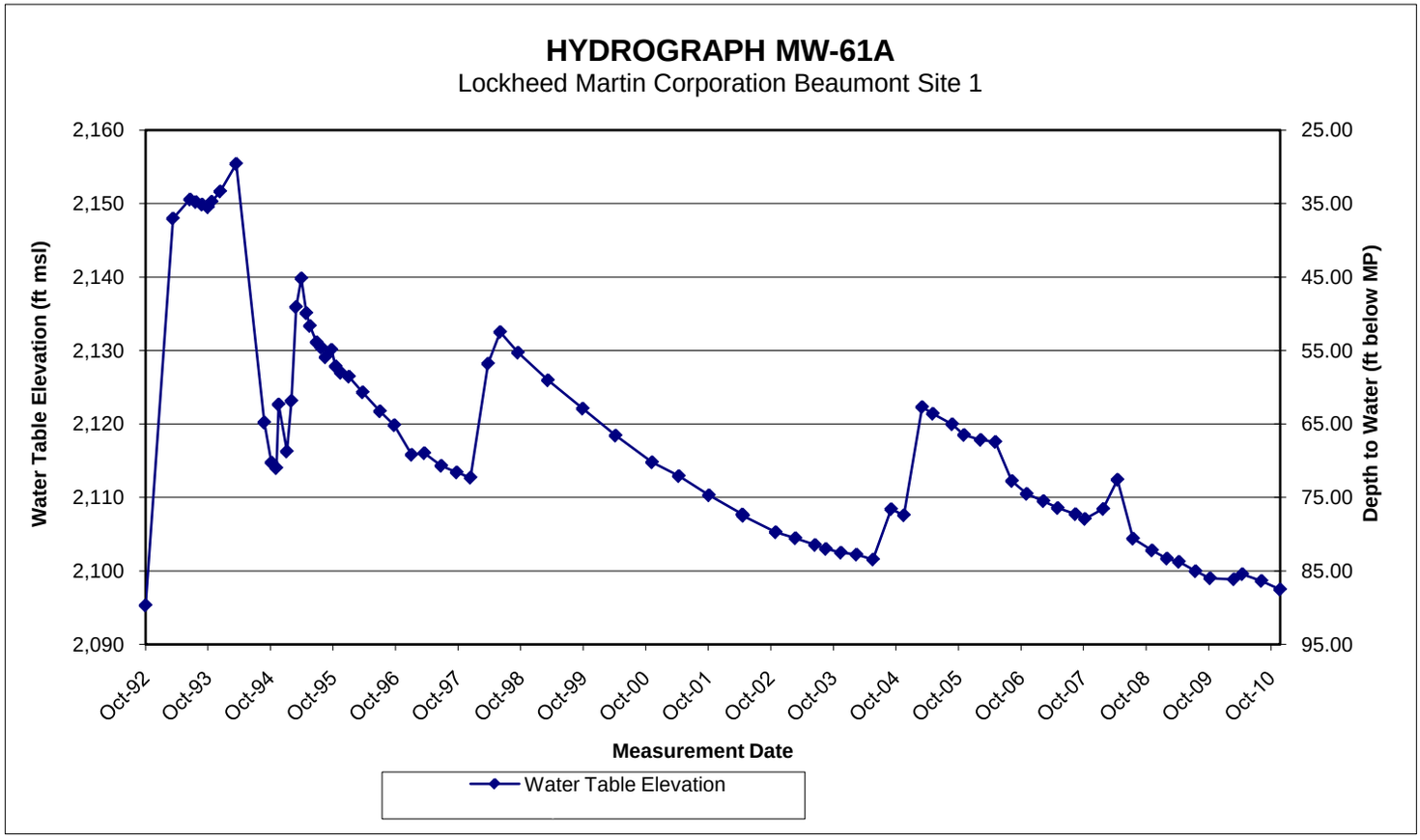
HYDROGRAPH MW-61A
Lockheed Martin Corporation Beaumont Site 1
Water Table Elevation (ft msl)
Depth to Water (ft below MP)
2,160
2,150
2,140
2,130
2,120
2,110
2,100
2,090
25.00
35.00
45.00
55.00
65.00
75.00
85.00
95.00
Oct-92
Oct-93
Oct-94
Oct-95
Oct-96
Oct-97
Oct-98
Oct-99
Oct-00
Oct-01
Oct-02
Oct-03
Oct-04
Oct-05
Oct-06
Oct-07
Oct-08
Oct-09
Oct-10
Measurement Date
Water Table Elevation

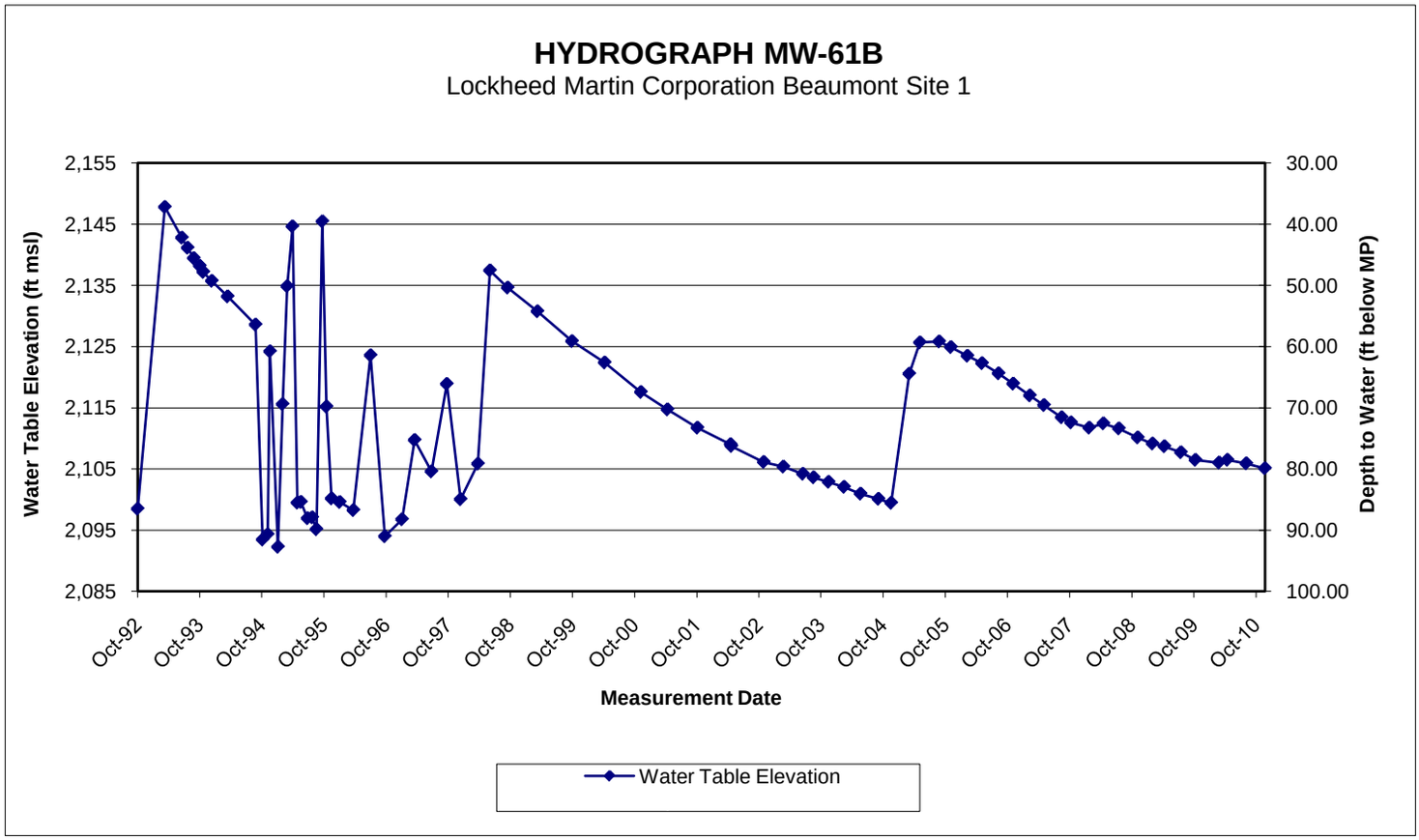
HYDROGRAPH MW-61B
Lockheed Martin Corporation Beaumont Site 1
Water Table Elevation (ft msl)
Depth to Water (ft below MP)
2,155
2,145
2,135
2,125
2,115
2,105
2,095
2,085
30.00
40.00
50.00
60.00
70.00
80.00
90.00
100.00
Oct-92
Oct-93
Oct-94
Oct-95
Oct-96
Oct-97
Oct-98
Oct-99
Oct-00
Oct-01
Oct-02
Oct-03
Oct-04
Oct-05
Oct-06
Oct-07
Oct-08
Oct-09
Oct-10
Measurement Date
Water Table Elevation

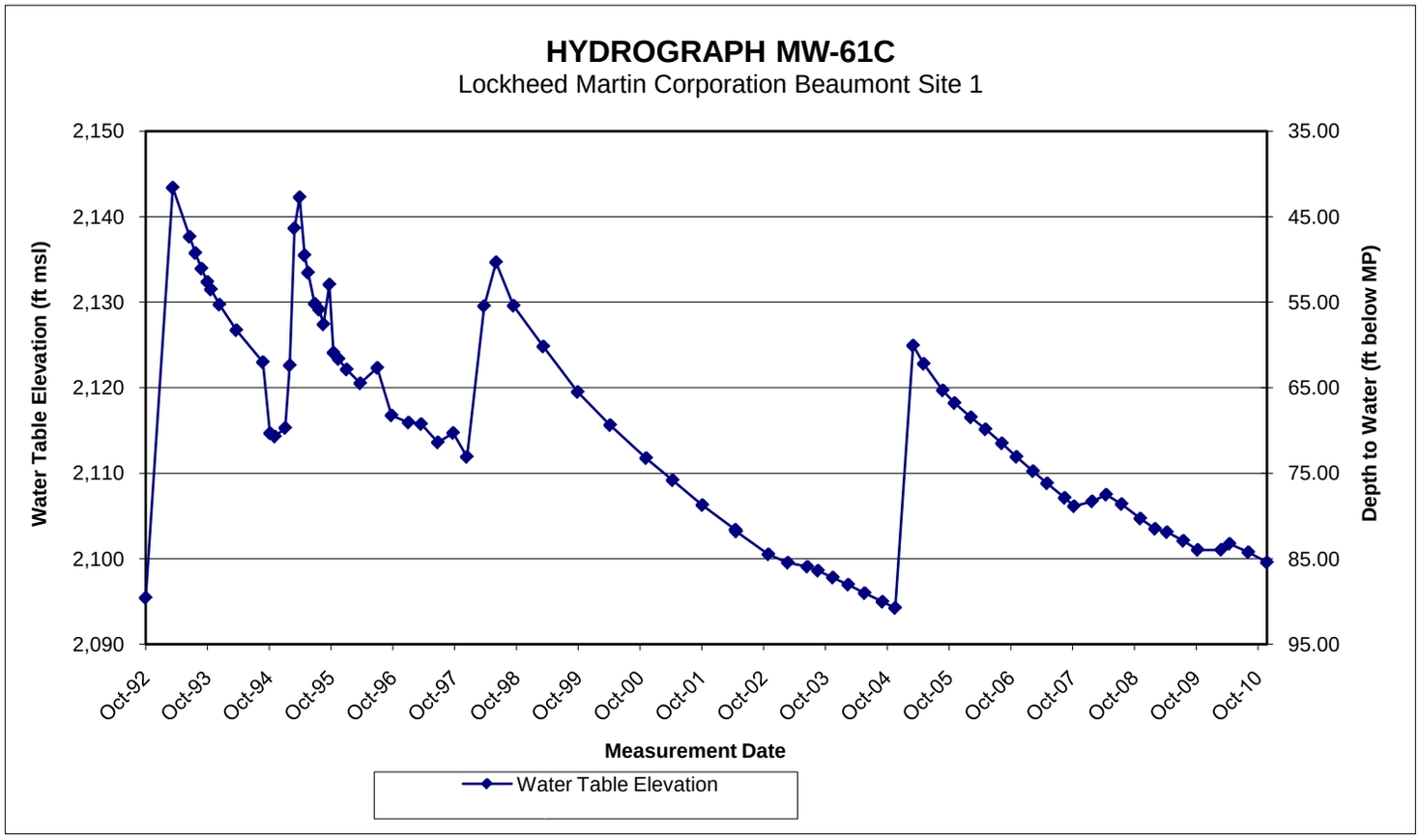
HYDROGRAPH MW-61C
Lockheed Martin Corporation Beaumont Site 1
Water Table Elevation (ft msl)
Depth to Water (ft below MP)
2,150
2,140
2,130
2,120
2,110
2,100
2,090
35.00
45.00
55.00
65.00
75.00
85.00
95.00
Oct-92
Oct-93
Oct-94
Oct-95
Oct-96
Oct-97
Oct-98
Oct-99
Oct-00
Oct-01
Oct-02
Oct-03
Oct-04
Oct-05
Oct-06
Oct-07
Oct-08
Oct-09
Oct-10
Measurement Date
Water Table Elevation

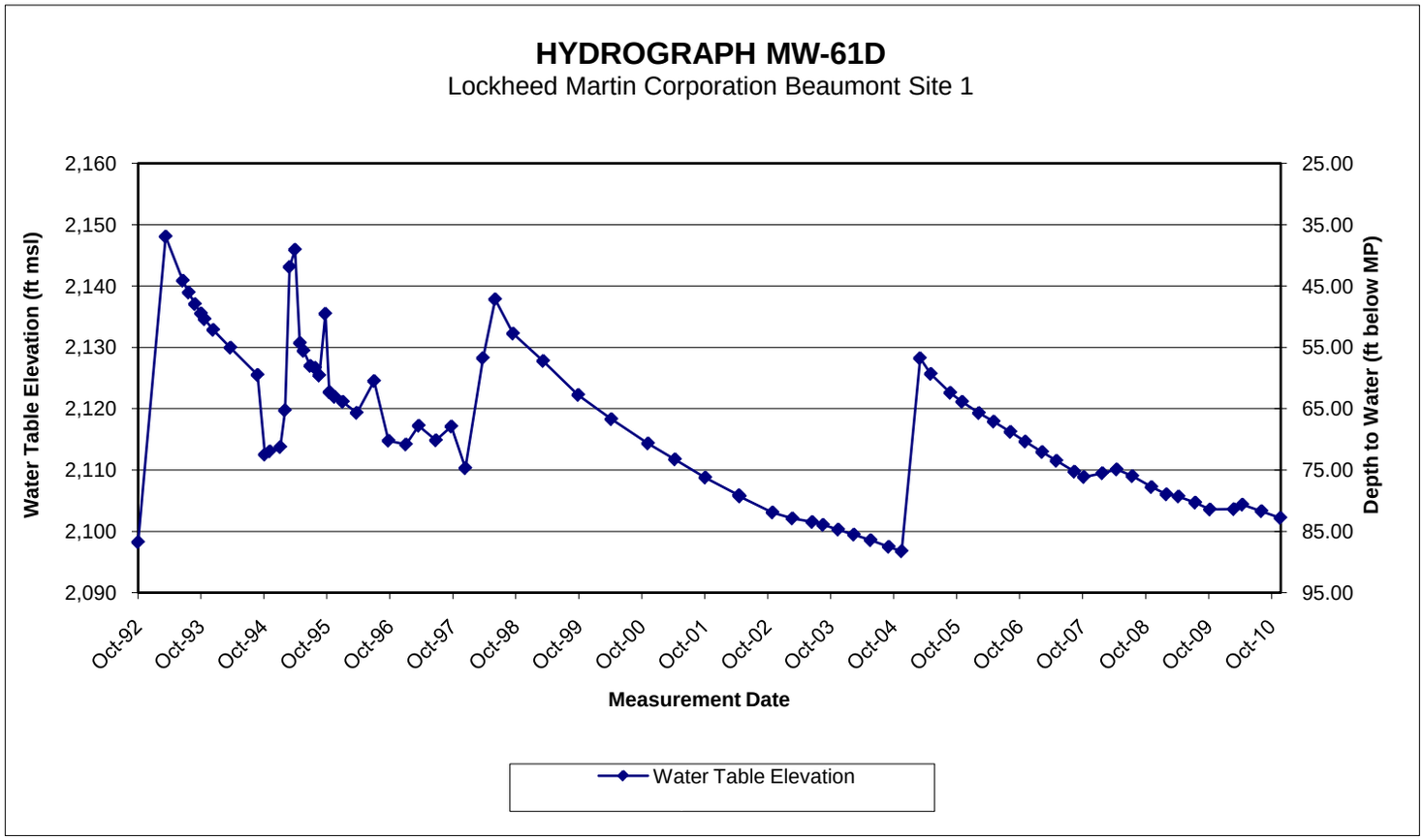
HYDROGRAPH MW-61D
Lockheed Martin Corporation Beaumont Site 1
Water Table Elevation (ft msl)
Depth to Water (ft below MP)
2,160
2,150
2,140
2,130
2,120
2,110
2,100
2,090
25.00
35.00
45.00
55.00
65.00
75.00
85.00
95.00
Oct-92
Oct-93
Oct-94
Oct-95
Oct-96
Oct-97
Oct-98
Oct-99
Oct-00
Oct-01
Oct-02
Oct-03
Oct-04
Oct-05
Oct-06
Oct-07
Oct-08
Oct-09
Oct-10
Measurement Date
Water Table Elevation

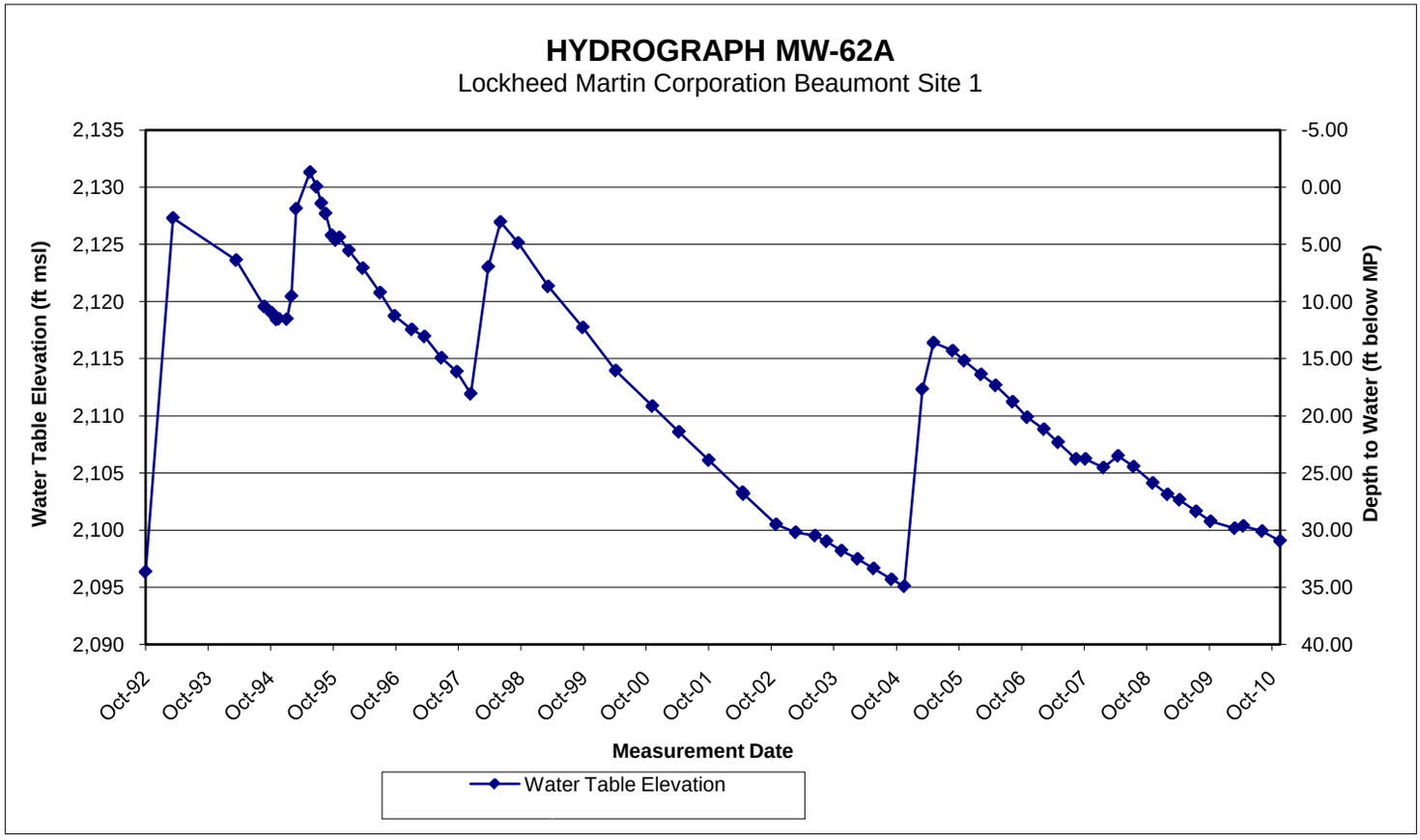
HYDROGRAPH MW-62A
Lockheed Martin Corporation Beaumont Site 1
Water Table Elevation (ft msl)
Depth to Water (ft below MP)
2,135
2,130
2,125
2,120
2,115
2,110
2,105
2,100
2,095
2,090
-5.00
0.00
5.00
10.00
15.00
20.00
25.00
30.00
35.00
40.00
Oct-92
Oct-93
Oct-94
Oct-95
Oct-96
Oct-97
Oct-98
Oct-99
Oct-00
Oct-01
Oct-02
Oct-03
Oct-04
Oct-05
Oct-06
Oct-07
Oct-08
Oct-09
Oct-10
Measurement Date
Water Table Elevation

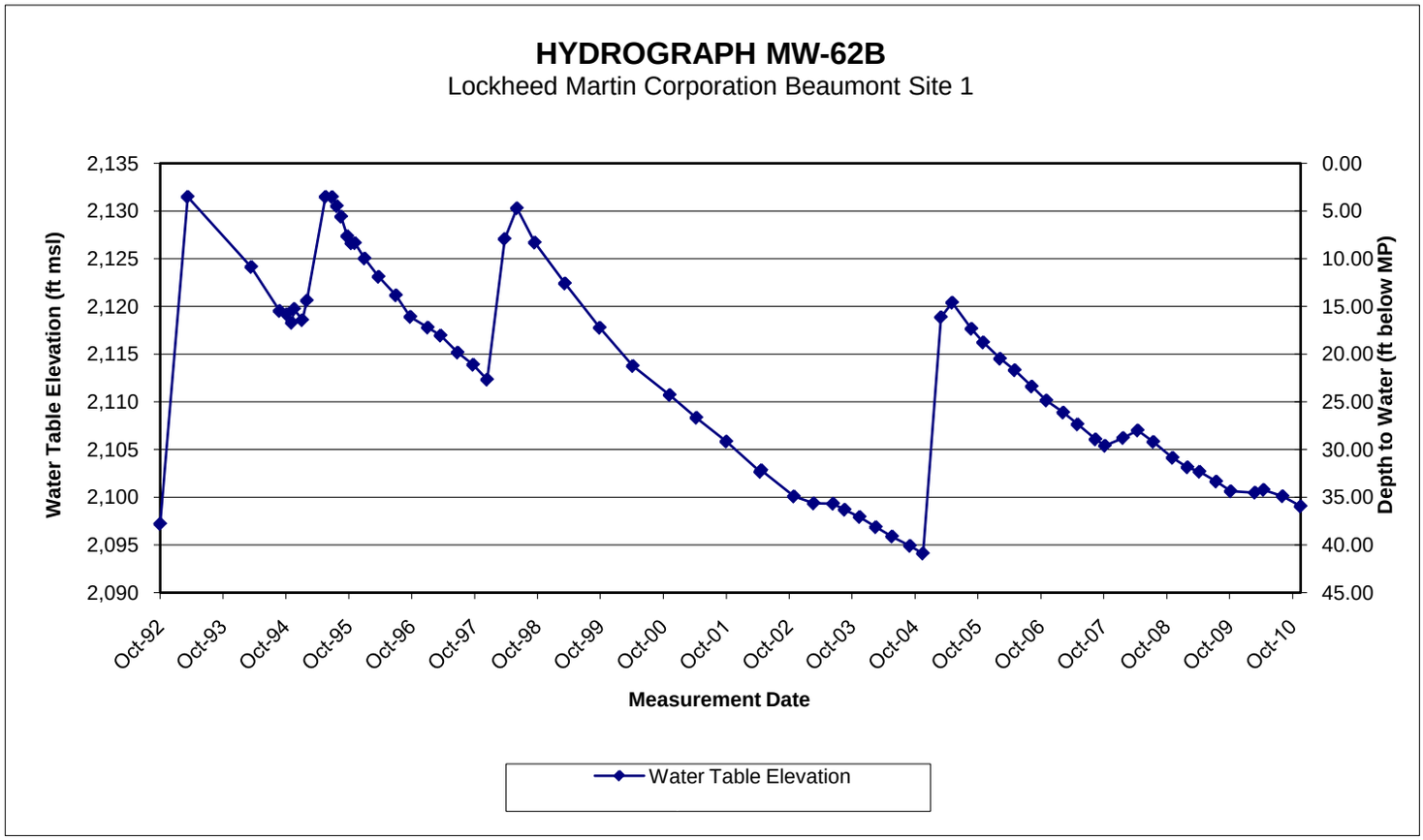
HYDROGRAPH MW-62B
Lockheed Martin Corporation Beaumont Site 1
Water Table Elevation (ft msl)
Depth to Water (ft below MP)
2,135
2,130
2,125
2,120
2,115
2,110
2,105
2,100
2,095
2,090
0.00
5.00
10.00
15.00
20.00
25.00
30.00
35.00
40.00
45.00
Oct-92
Oct-93
Oct-94
Oct-95
Oct-96
Oct-97
Oct-98
Oct-99
Oct-00
Oct-01
Oct-02
Oct-03
Oct-04
Oct-05
Oct-06
Oct-07
Oct-08
Oct-09
Oct-10
Measurement Date
Water Table Elevation

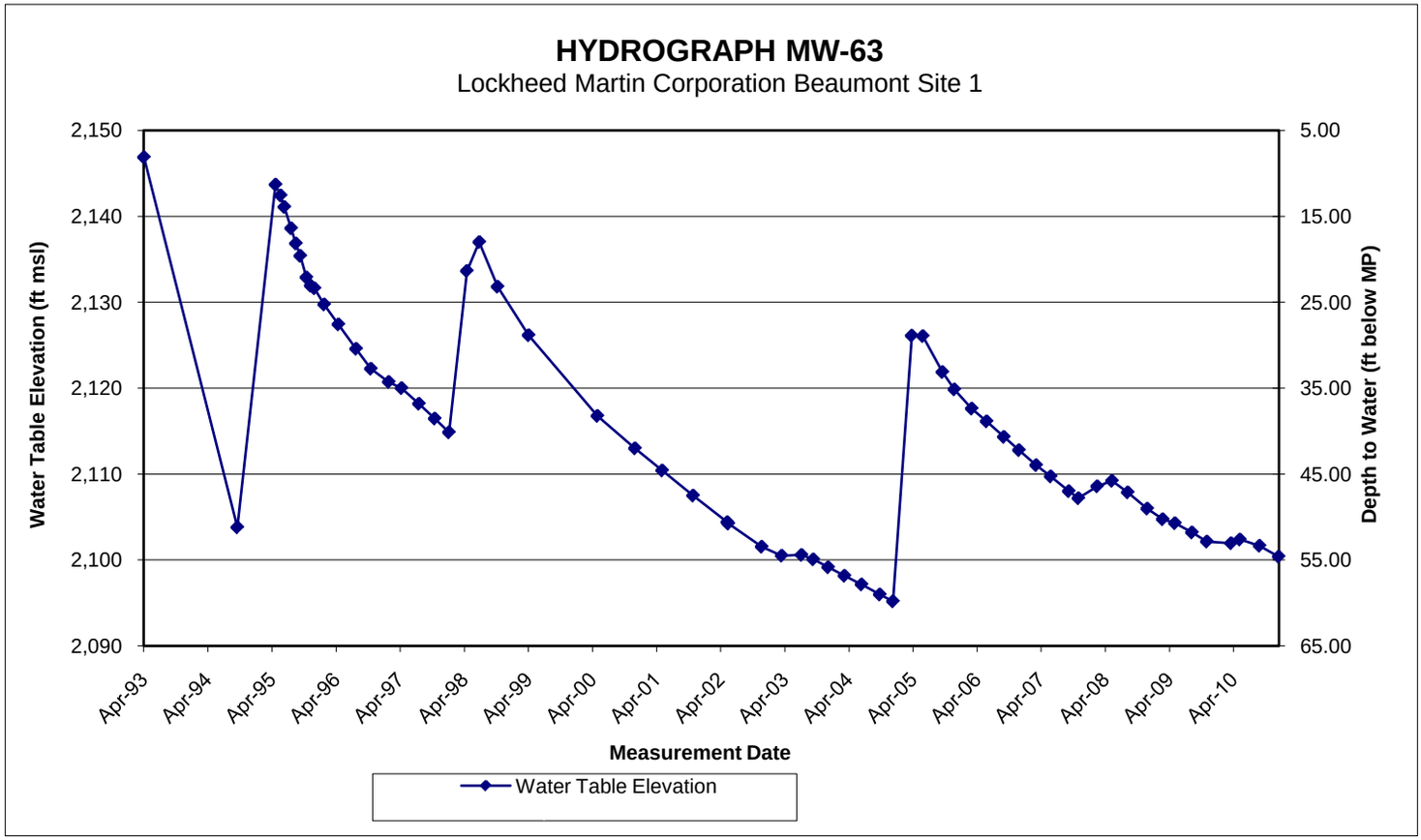
HYDROGRAPH MW-63
Lockheed Martin Corporation Beaumont Site 1
Water Table Elevation (ft msl)
Depth to Water (ft below MP)
2,150
2,140
2,130
2,120
2,110
2,100
2,090
5.00
15.00
25.00
35.00
45.00
55.00
65.00
Apr-93
Apr-94
Apr-95
Apr-96
Apr-97
Apr-98
Apr-99
Apr-00
Apr-01
Apr-02
Apr-03
Apr-04
Apr-05
Apr-06
Apr-07
Apr-08
Apr-09
Apr-10
Measurement Date
Water Table Elevation

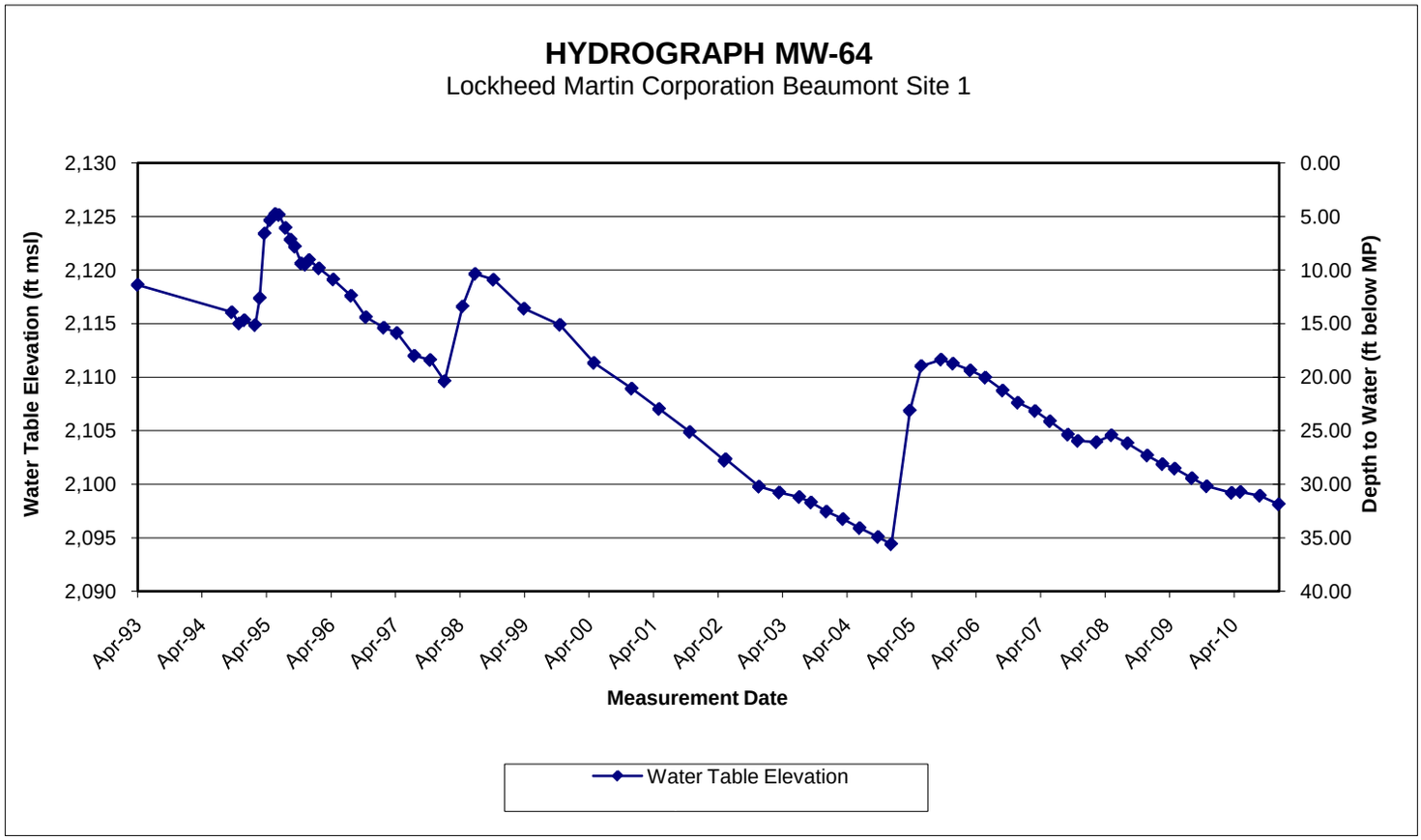
HYDROGRAPH MW-64
Lockheed Martin Corporation Beaumont Site 1
Water Table Elevation (ft msl)
Depth to Water (ft below MP)
2,130
2,125
2,120
2,115
2,110
2,105
2,100
2,095
2,090
0.00
5.00
10.00
15.00
20.00
25.00
30.00
35.00
40.00
Apr-93
Apr-94
Apr-95
Apr-96
Apr-97
Apr-98
Apr-99
Apr-00
Apr-01
Apr-02
Apr-03
Apr-04
Apr-05
Apr-06
Apr-07
Apr-08
Apr-09
Apr-10
Measurement Date
Water Table Elevation

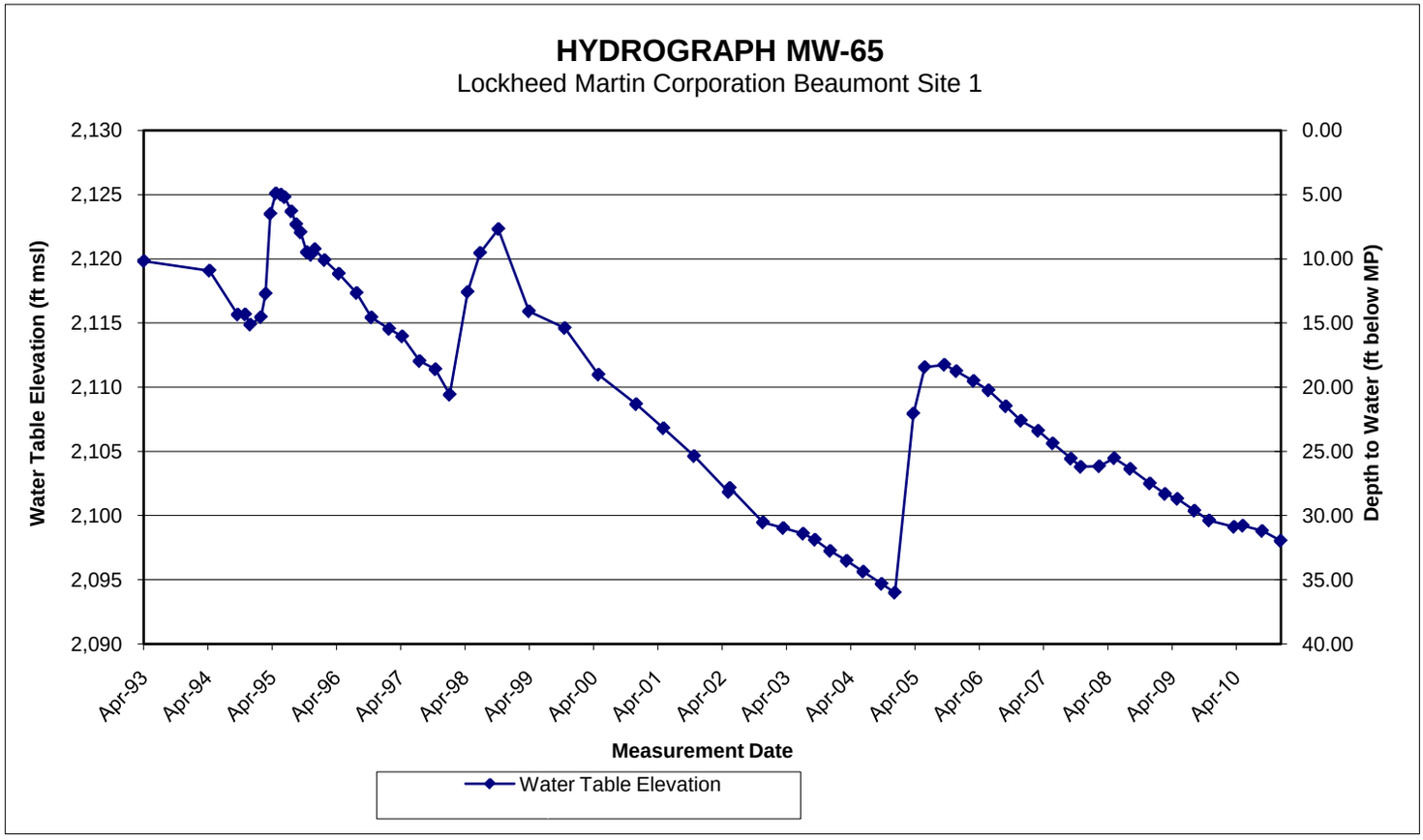
HYDROGRAPH MW-65
Lockheed Martin Corporation Beaumont Site 1
Water Table Elevation (ft msl)
Depth to Water (ft below MP)
2,130
2,125
2,120
2,115
2,110
2,105
2,100
2,095
2,090
0.00
5.00
10.00
15.00
20.00
25.00
30.00
35.00
40.00
Apr-93
Apr-94
Apr-95
Apr-96
Apr-97
Apr-98
Apr-99
Apr-00
Apr-01
Apr-02
Apr-03
Apr-04
Apr-05
Apr-06
Apr-07
Apr-08
Apr-09
Apr-10
Measurement Date
Water Table Elevation

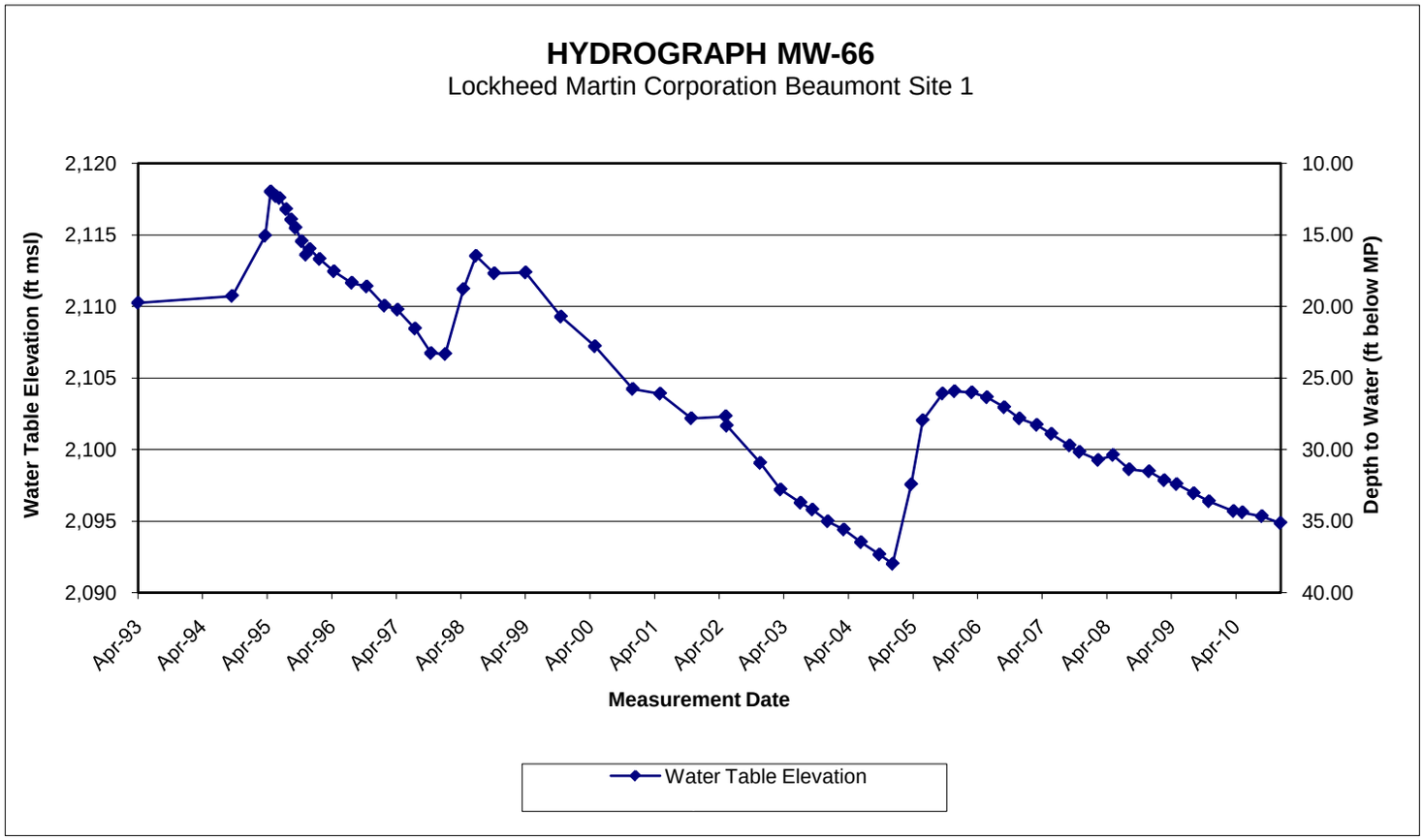
HYDROGRAPH MW-66
Lockheed Martin Corporation Beaumont Site 1
Water Table Elevation (ft msl)
Depth to Water (ft below MP)
2,120
2,115
2,110
2,105
2,100
2,095
2,090
10.00
15.00
20.00
25.00
30.00
35.00
40.00
Apr-93
Apr-94
Apr-95
Apr-96
Apr-97
Apr-98
Apr-99
Apr-00
Apr-01
Apr-02
Apr-03
Apr-04
Apr-05
Apr-06
Apr-07
Apr-08
Apr-09
Apr-10
Measurement Date
Water Table Elevation

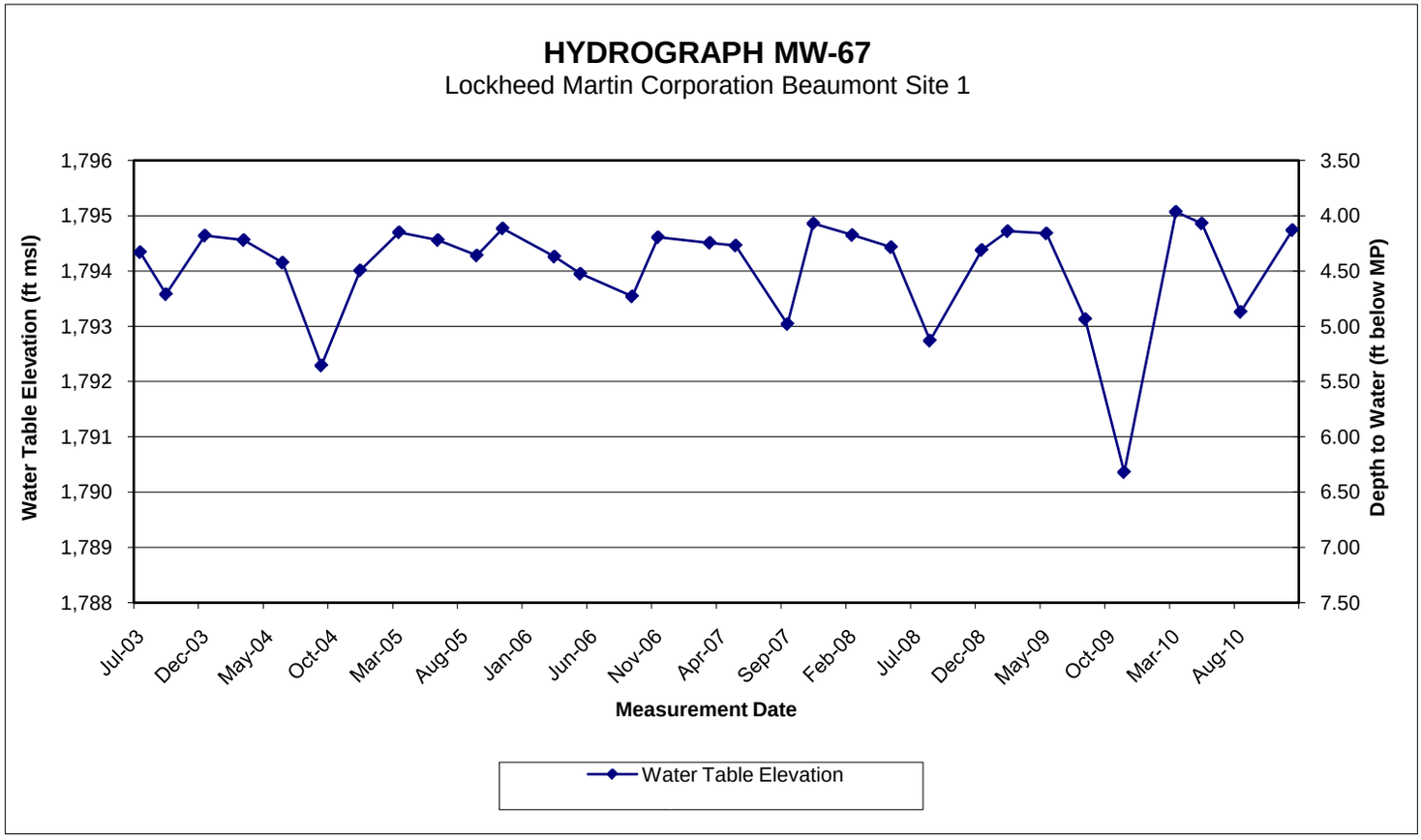
HYDROGRAPH MW-67
Lockheed Martin Corporation Beaumont Site 1
Water Table Elevation (ft msl)
Depth to Water (ft below MP)
1,796
1,795
1,794
1,793
1,792
1,791
1,790
1,789
1,788
3.50
4.00
4.50
5.00
5.50
6.00
6.50
7.00
7.50
Jul-03
Dec-03
May-04
Oct-04
Mar-05
Aug-05
Jan-06
Jun-06
Nov-06
Apr-07
Sep-07
Feb-08
Jul-08
Dec-08
May-09
Oct-09
Mar-10
Aug-10
Measurement Date
Water Table Elevation

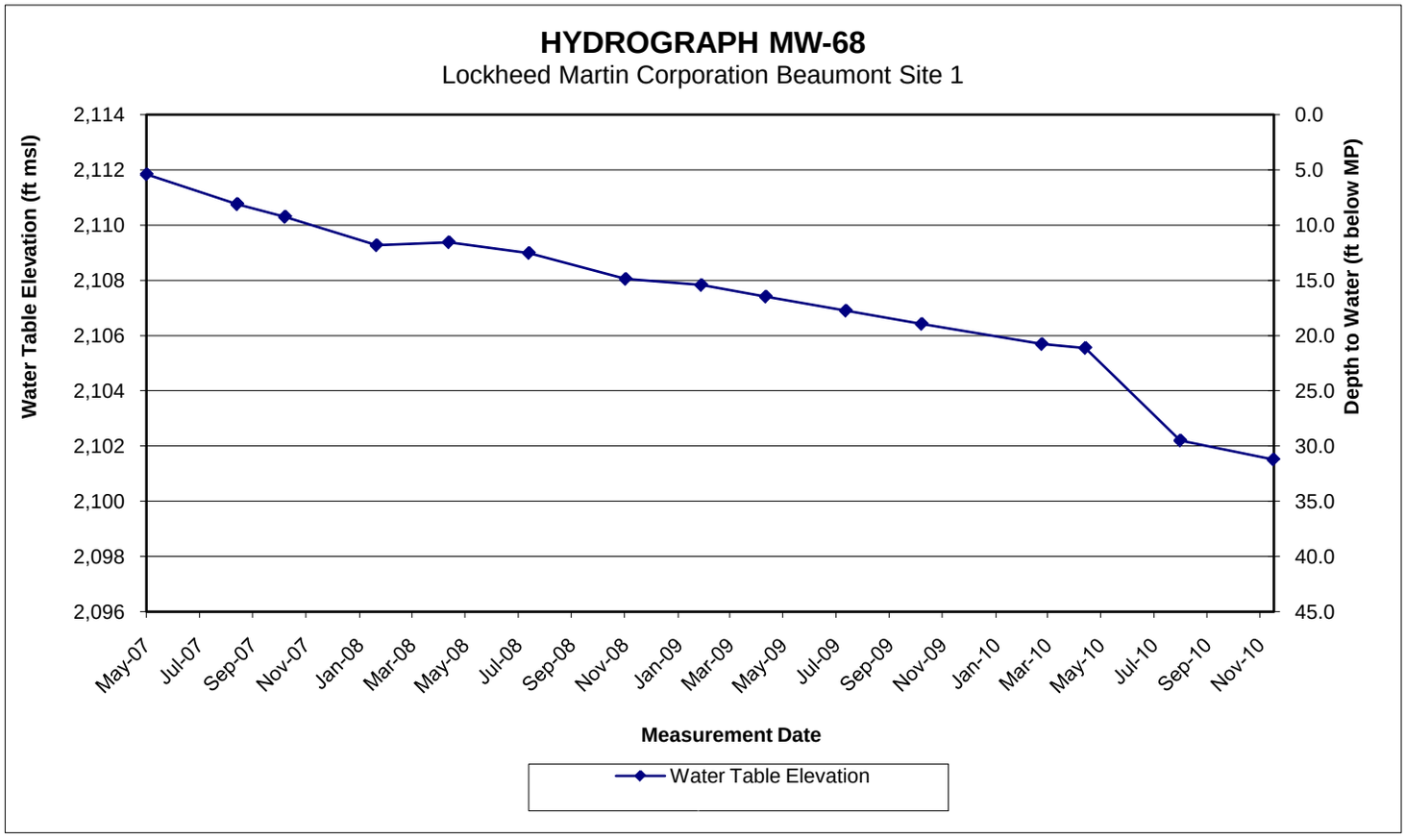
HYDROGRAPH MW-68
Lockheed Martin Corporation Beaumont Site 1
Water Table Elevation (ft msl)
Depth to Water (ft below MP)
2,114
2,112
2,110
2,108
2,106
2,104
2,102
2,100
2,098
2,096
0.0
5.0
10.0
15.0
20.0
25.0
30.0
35.0
40.0
45.0
May-07
Jul-07
Sep-07
Nov-07
Jan-08
Mar-08
May-08
Jul-08
Sep-08
Nov-08
Jan-09
Mar-09
May-09
Jul-09
Sep-09
Nov-09
Jan-10
Mar-10
May-10
Jul-10
Sep-10
Nov-10
Measurement Date
Water Table Elevation

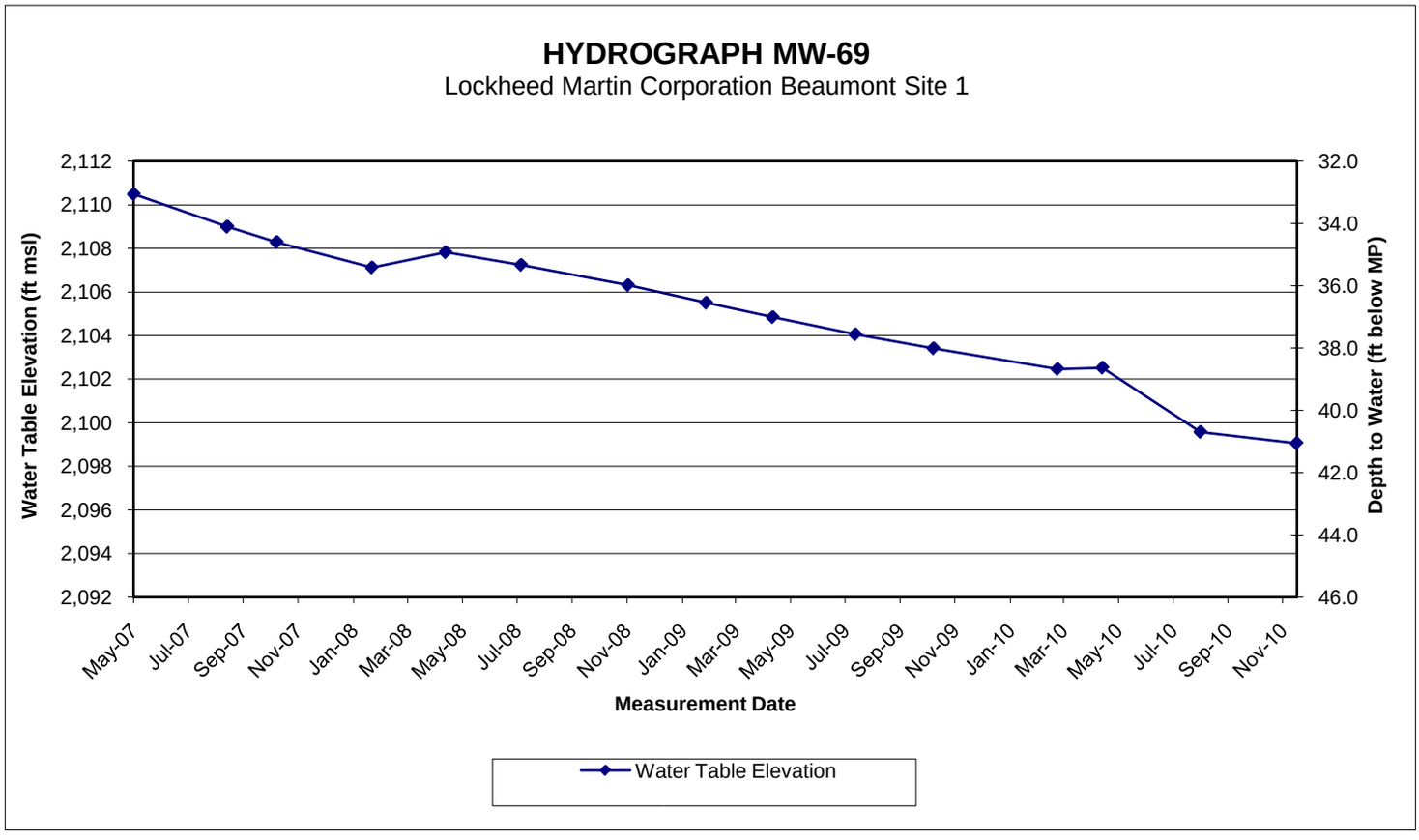
HYDROGRAPH MW-69
Lockheed Martin Corporation Beaumont Site 1
Water Table Elevation (ft msl)
Depth to Water (ft below MP)
2,112
2,110
2,108
2,106
2,104
2,102
2,100
2,098
2,096
2,094
2,092
32.0
34.0
36.0
38.0
40.0
42.0
44.0
46.0
May-07
Jul-07
Sep-07
Nov-07
Jan-08
Mar-08
May-08
Jul-08
Sep-08
Nov-08
Jan-09
Mar-09
May-09
Jul-09
Sep-09
Nov-09
Jan-10
Mar-10
May-10
Jul-10
Sep-10
Nov-10
Measurement Date
Water Table Elevation

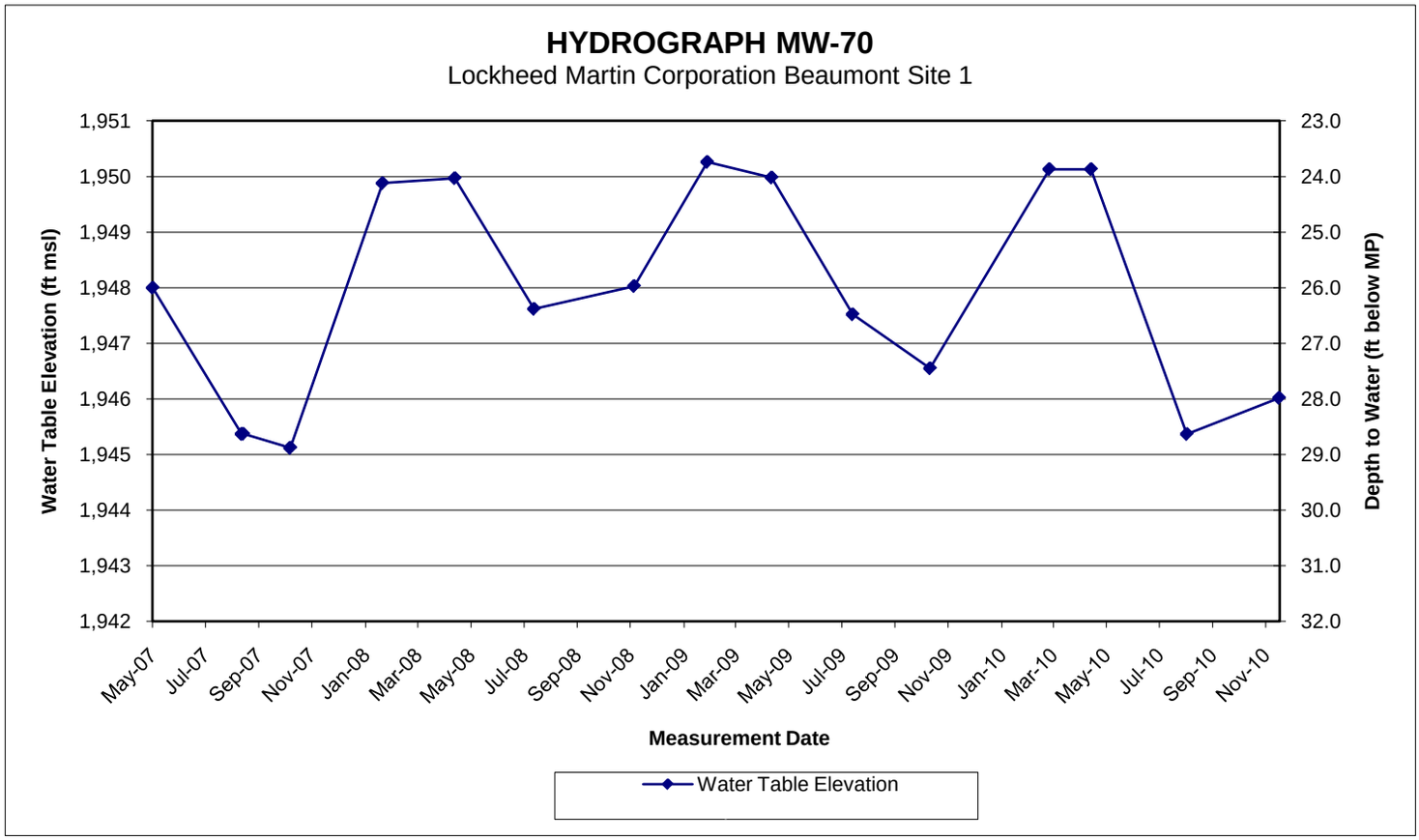
HYDROGRAPH MW-70
Lockheed Martin Corporation Beaumont Site 1
Water Table Elevation (ft msl)
Depth to Water (ft below MP)
1,951
1,950
1,949
1,948
1,947
1,946
1,945
1,944
1,943
1,942
23.0
24.0
25.0
26.0
27.0
28.0
29.0
30.0
31.0
32.0
May-07
Jul-07
Sep-07
Nov-07
Jan-08
Mar-08
May-08
Jul-08
Sep-08
Nov-08
Jan-09
Mar-09
May-09
Jul-09
Sep-09
Nov-09
Jan-10
Mar-10
May-10
Jul-10
Sep-10
Nov-10
Measurement Date
Water Table Elevation

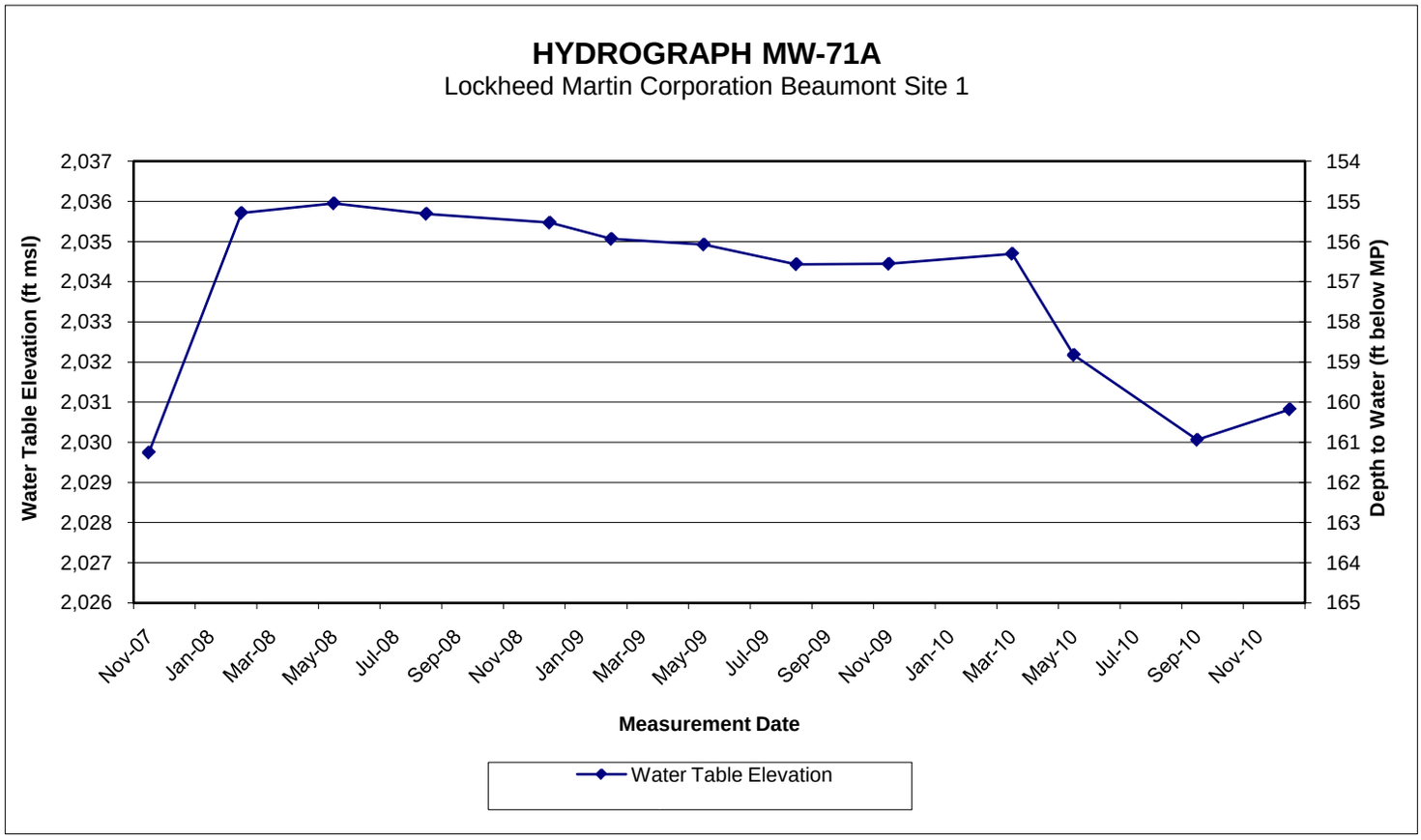
HYDROGRAPH MW-71A
Lockheed Martin Corporation Beaumont Site 1
Water Table Elevation (ft msl)
Depth to Water (ft below MP)
2,037
2,036
2,035
2,034
2,033
2,032
2,031
2,030
2,029
2,028
2,027
2,026
154
155
156
157
158
159
160
161
162
163
164
165
Nov-07
Jan-08
Mar-08
May-08
Jul-08
Sep-08
Nov-08
Jan-09
Mar-09
May-09
Jul-09
Sep-09
Nov-09
Jan-10
Mar-10
May-10
Jul-10
Sep-10
Nov-10
Measurement Date
Water Table Elevation

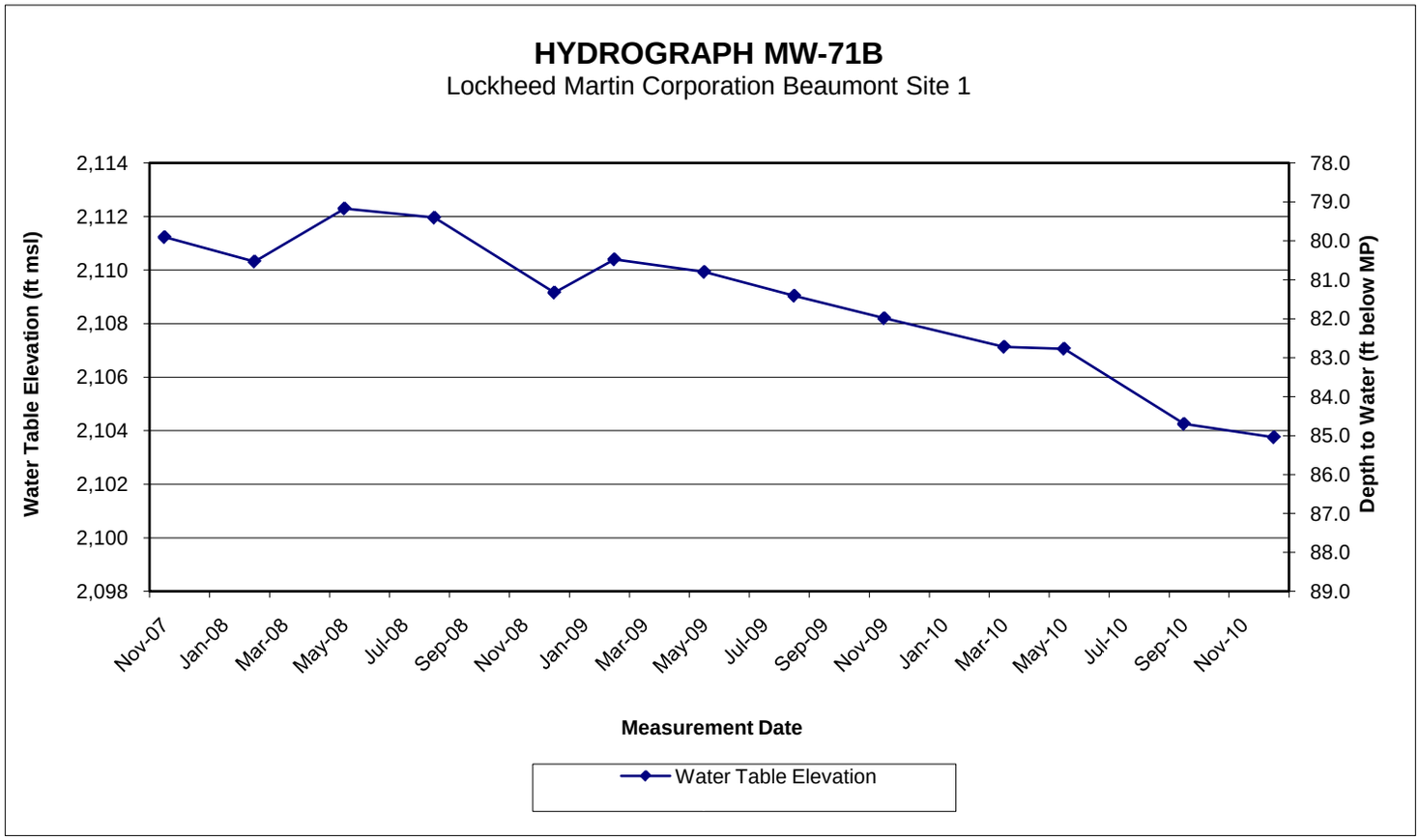
HYDROGRAPH MW-71B
Lockheed Martin Corporation Beaumont Site 1
Water Table Elevation (ft msl)
Depth to Water (ft below MP)
2,114
2,112
2,110
2,108
2,106
2,104
2,102
2,100
2,098
78.0
79.0
80.0
81.0
82.0
83.0
84.0
85.0
86.0
87.0
88.0
89.0
Nov-07
Jan-08
Mar-08
May-08
Jul-08
Sep-08
Nov-08
Jan-09
Mar-09
May-09
Jul-09
Sep-09
Nov-09
Jan-10
Mar-10
May-10
Jul-10
Sep-10
Nov-10
Measurement Date
Water Table Elevation

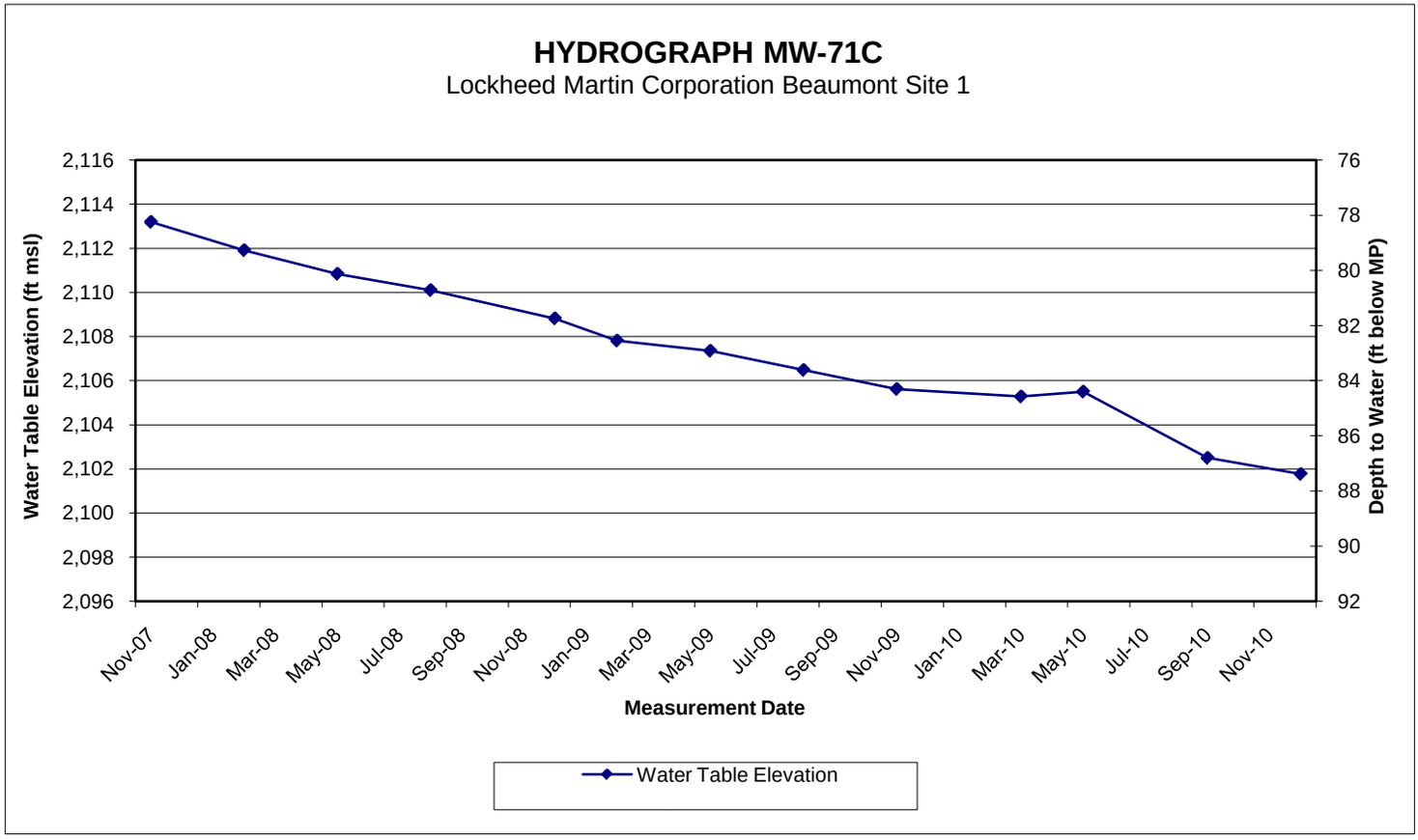
HYDROGRAPH MW-71C
Lockheed Martin Corporation Beaumont Site 1
Water Table Elevation (ft msl)
Depth to Water (ft below MP)
2,116
2,114
2,112
2,110
2,108
2,106
2,104
2,102
2,100
2,098
2,096
76
78
80
82
84
86
88
90
92
Nov-07
Jan-08
Mar-08
May-08
Jul-08
Sep-08
Nov-08
Jan-09
Mar-09
May-09
Jul-09
Sep-09
Nov-09
Jan-10
Mar-10
May-10
Jul-10
Sep-10
Nov-10
Measurement Date
Water Table Elevation

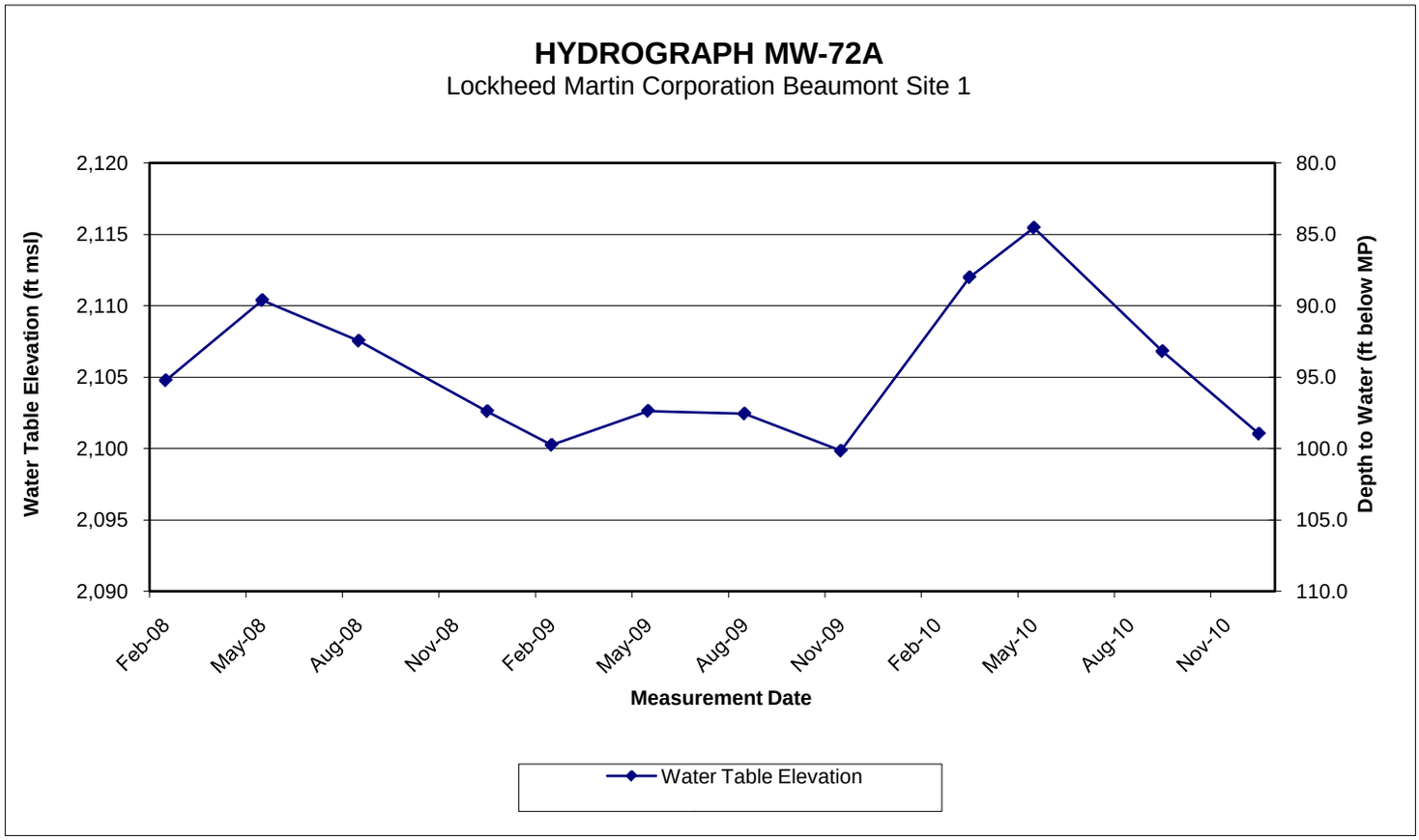
HYDROGRAPH MW-72A
Lockheed Martin Corporation Beaumont Site 1
Water Table Elevation (ft msl)
Depth to Water (ft below MP)
2,120
2,115
2,110
2,105
2,100
2,095
2,090
80.0
85.0
90.0
95.0
100.0
105.0
110.0
Feb-08
May-08
Aug-08
Nov-08
Feb-09
May-09
Aug-09
Nov-09
Feb-10
May-10
Aug-10
Nov-10
Measurement Date
Water Table Elevation

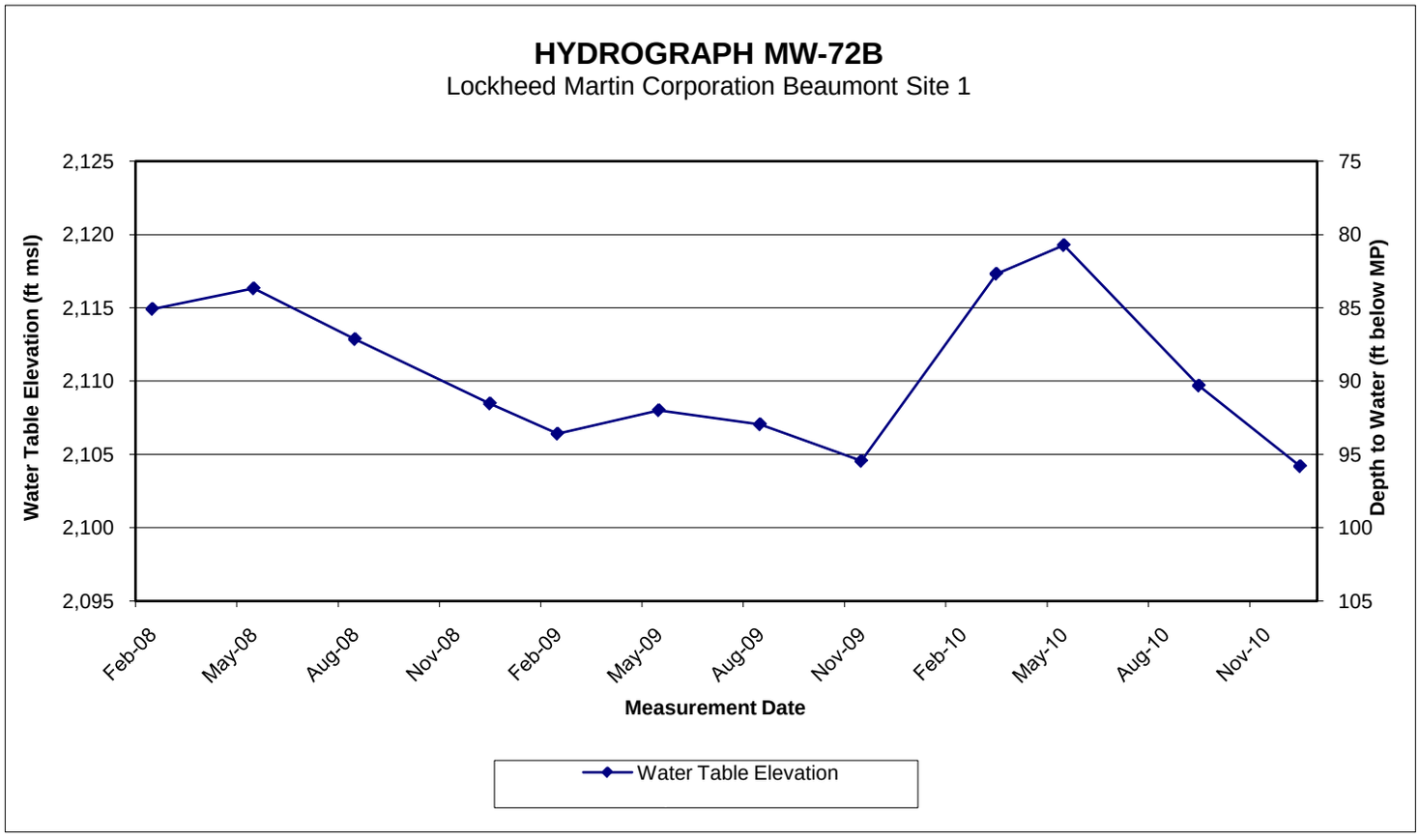
HYDROGRAPH MW-72B
Lockheed Martin Corporation Beaumont Site 1
Water Table Elevation (ft msl)
Depth to Water (ft below MP)
2,125
2,120
2,115
2,110
2,105
2,100
2,095
75
80
85
90
95
100
105
Feb-08
May-08
Aug-08
Nov-08
Feb-09
May-09
Aug-09
Nov-09
Feb-10
May-10
Aug-10
Nov-10
Measurement Date
Water Table Elevation

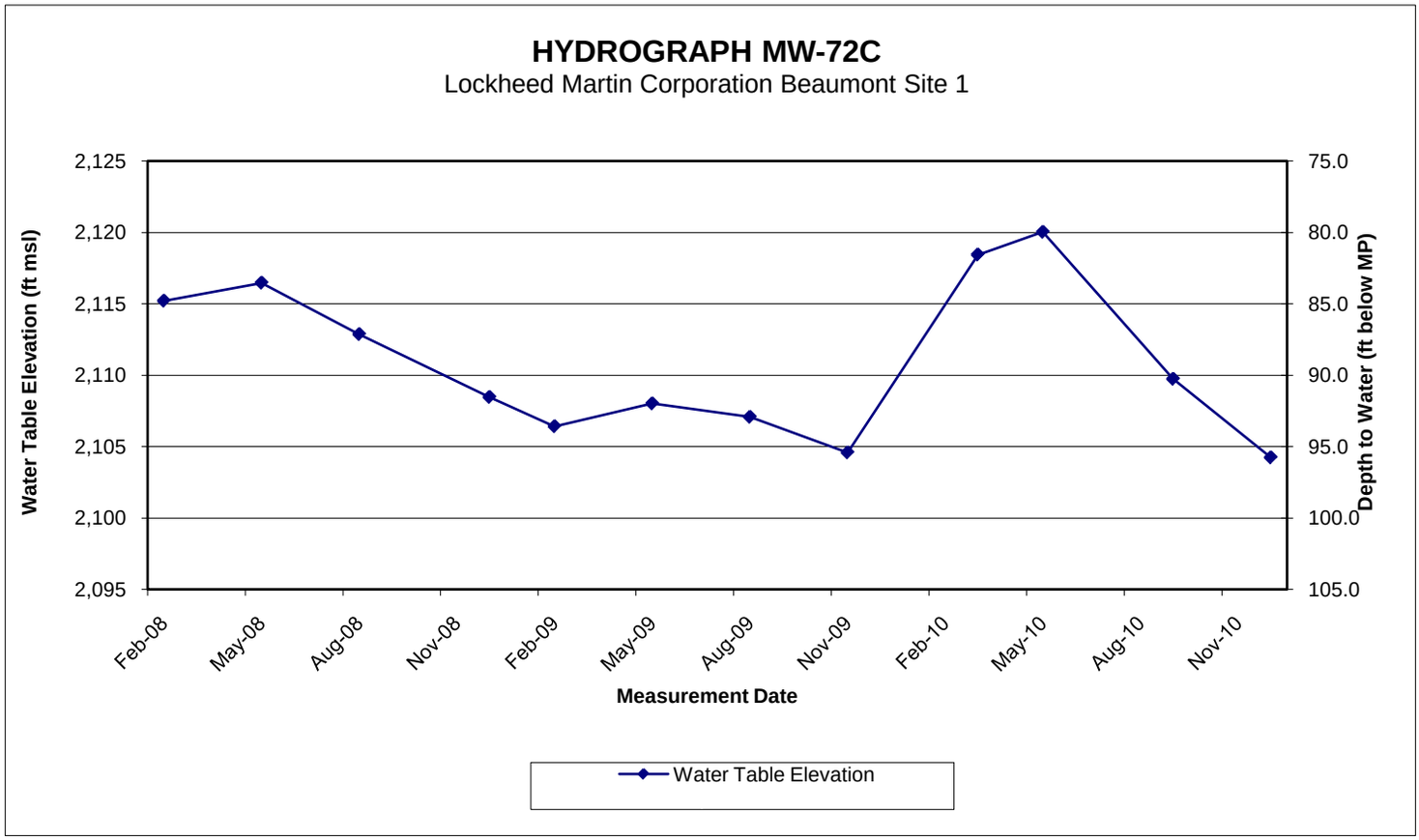
HYDROGRAPH MW-72C
Lockheed Martin Corporation Beaumont Site 1
Water Table Elevation (ft msl)
Depth to Water (ft below MP)
2,125
2,120
2,115
2,110
2,105
2,100
2,095
75.0
80.0
85.0
90.0
95.0
100.0
105.0
Feb-08
May-08
Aug-08
Nov-08
Feb-09
May-09
Aug-09
Nov-09
Feb-10
May-10
Aug-10
Nov-10
Measurement Date
Water Table Elevation

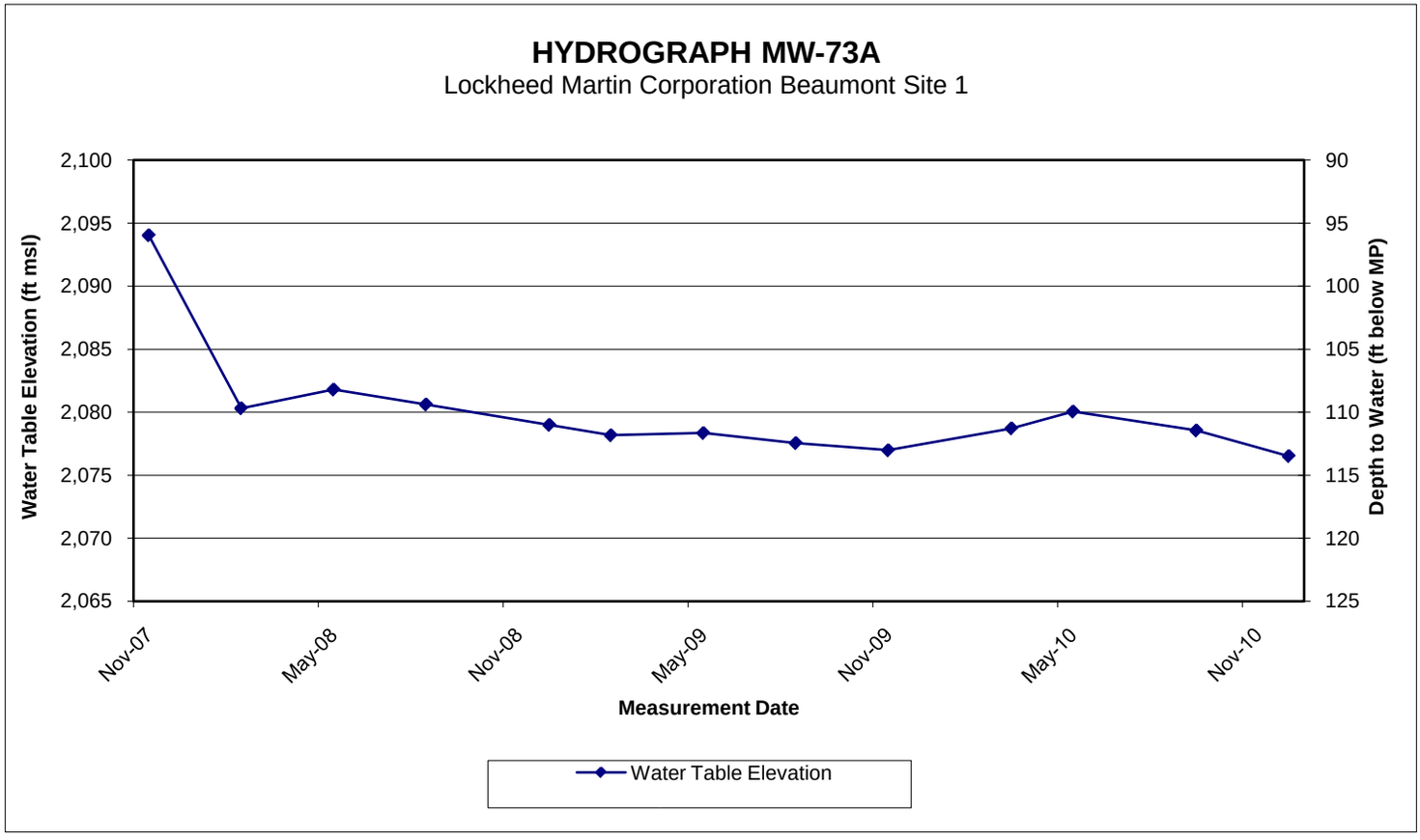
HYDROGRAPH MW-73A
Lockheed Martin Corporation Beaumont Site 1
Water Table Elevation (ft msl)
Depth to Water (ft below MP)
2,100
2,095
2,090
2,085
2,080
2,075
2,070
2,065
90
95
100
105
110
115
120
125
Nov-07
May-08
Nov-08
May-09
Nov-09
May-10
Nov-10
Measurement Date
Water Table Elevation

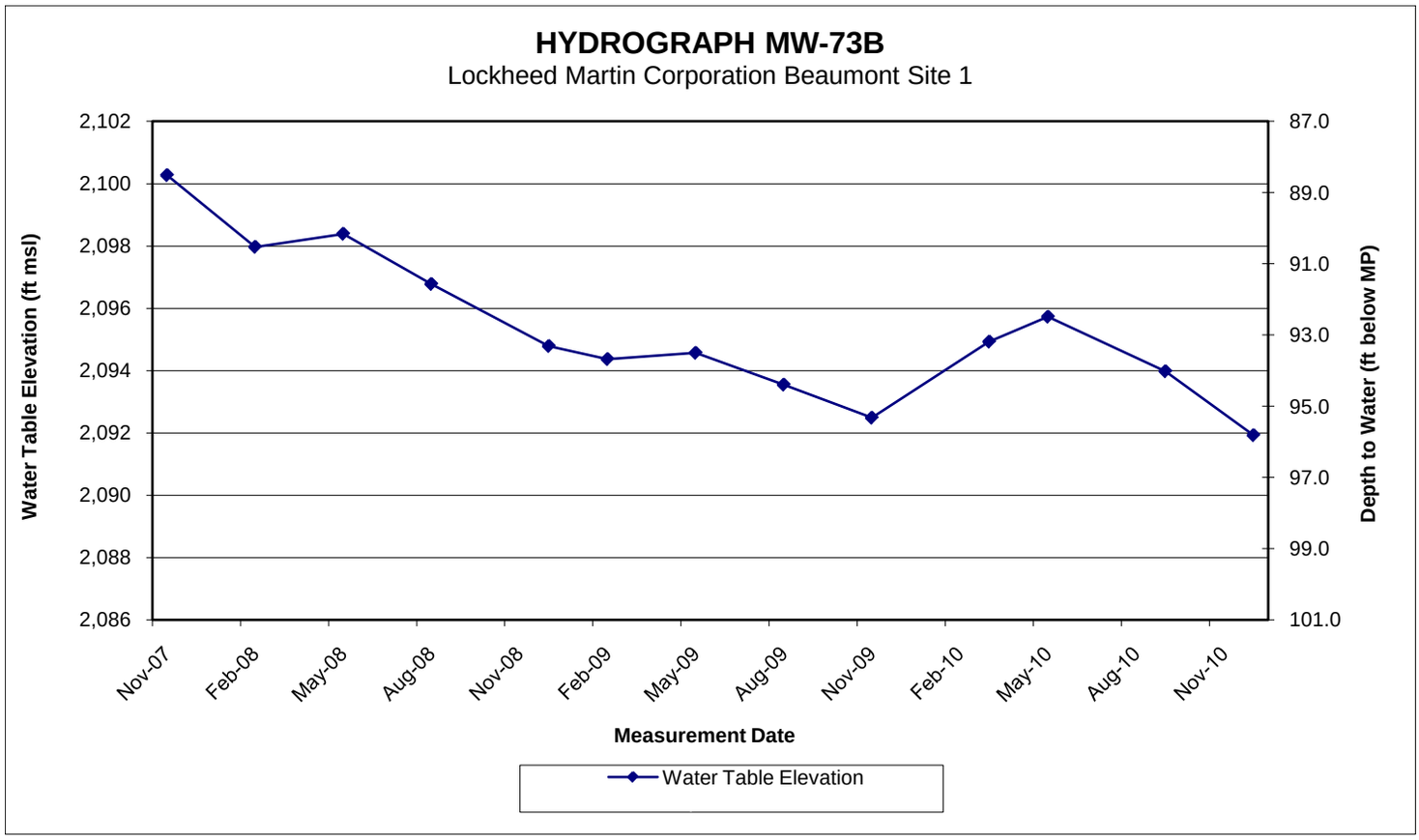
HYDROGRAPH MW-73B
Lockheed Martin Corporation Beaumont Site 1
Water Table Elevation (ft msl)
Depth to Water (ft below MP)
2,102
2,100
2,098
2,096
2,094
2,092
2,090
2,088
2,086
87.0
89.0
91.0
93.0
95.0
97.0
99.0
101.0
Nov-07
Feb-08
May-08
Aug-08
Nov-08
Feb-09
May-09
Aug-09
Nov-09
Feb-10
May-10
Aug-10
Nov-10
Measurement Date
Water Table Elevation

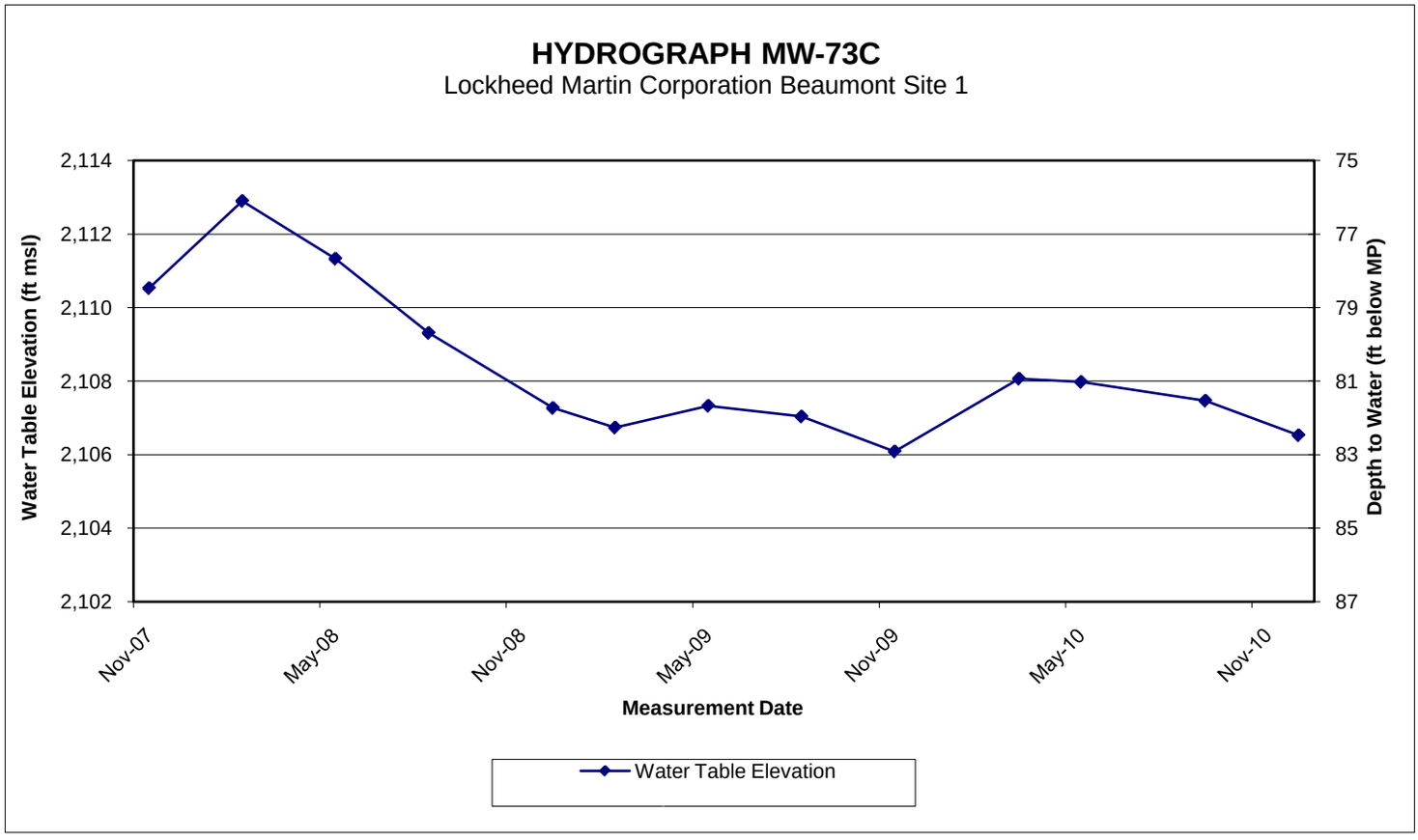
HYDROGRAPH MW-73C
Lockheed Martin Corporation Beaumont Site 1
Water Table Elevation (ft msl)
Depth to Water (ft below MP)
2,114
2,112
2,110
2,108
2,106
2,104
2,102
75
77
79
81
83
85
87
Nov-07
May-08
Nov-08
May-09
Nov-09
May-10
Nov-10
Measurement Date
Water Table Elevation

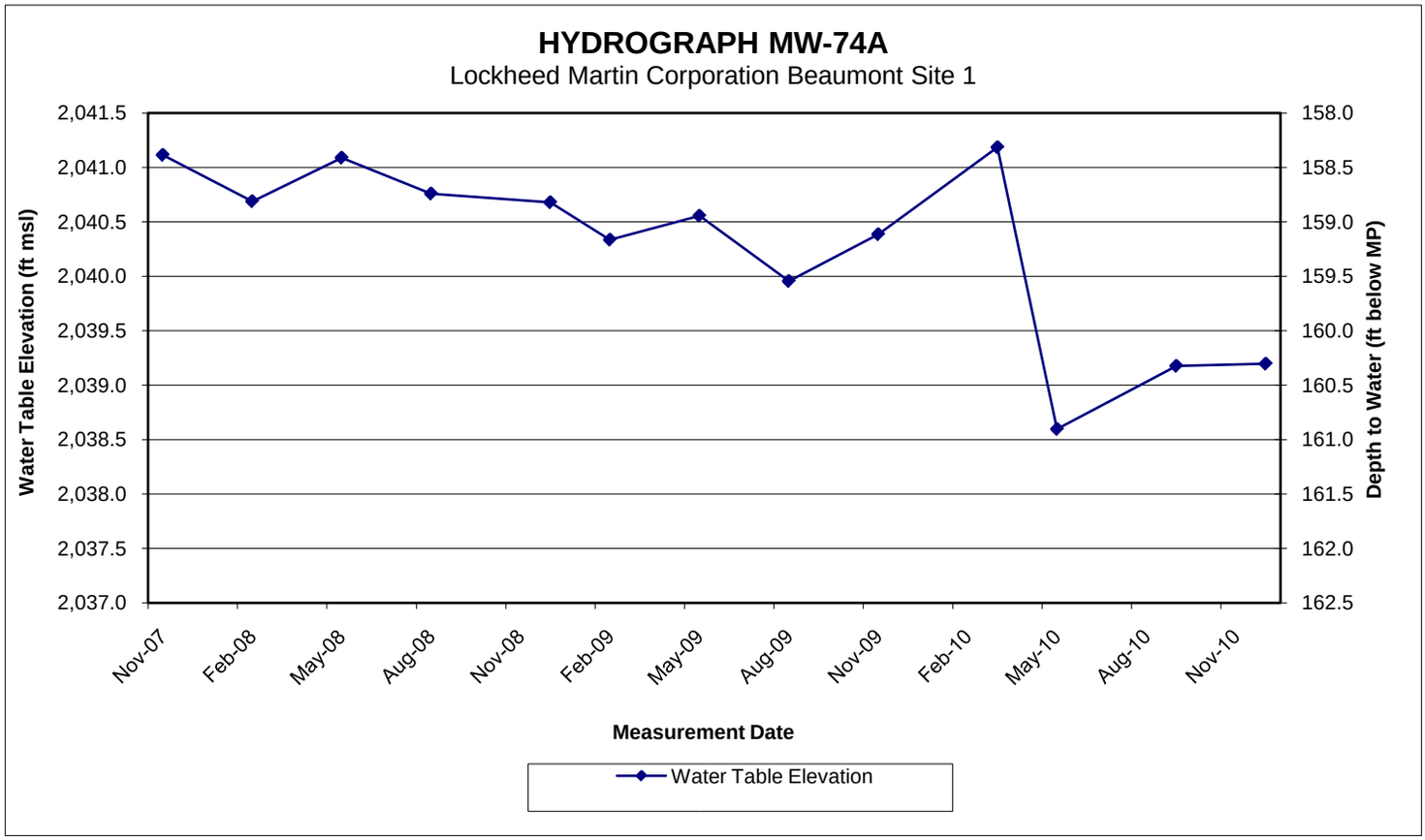
HYDROGRAPH MW-74A
Lockheed Martin Corporation Beaumont Site 1
Water Table Elevation (ft msl)
Depth to Water (ft below MP)
2,041.5
2,041.0
2,040.5
2,040.0
2,039.5
2,039.0
2,038.5
2,038.0
2,037.5
2,037.0
158.0
158.5
159.0
159.5
160.0
160.5
161.0
161.5
162.0
162.5
Nov-07
Feb-08
May-08
Aug-08
Nov-08
Feb-09
May-09
Aug-09
Nov-09
Feb-10
May-10
Aug-10
Nov-10
Measurement Date
Water Table Elevation

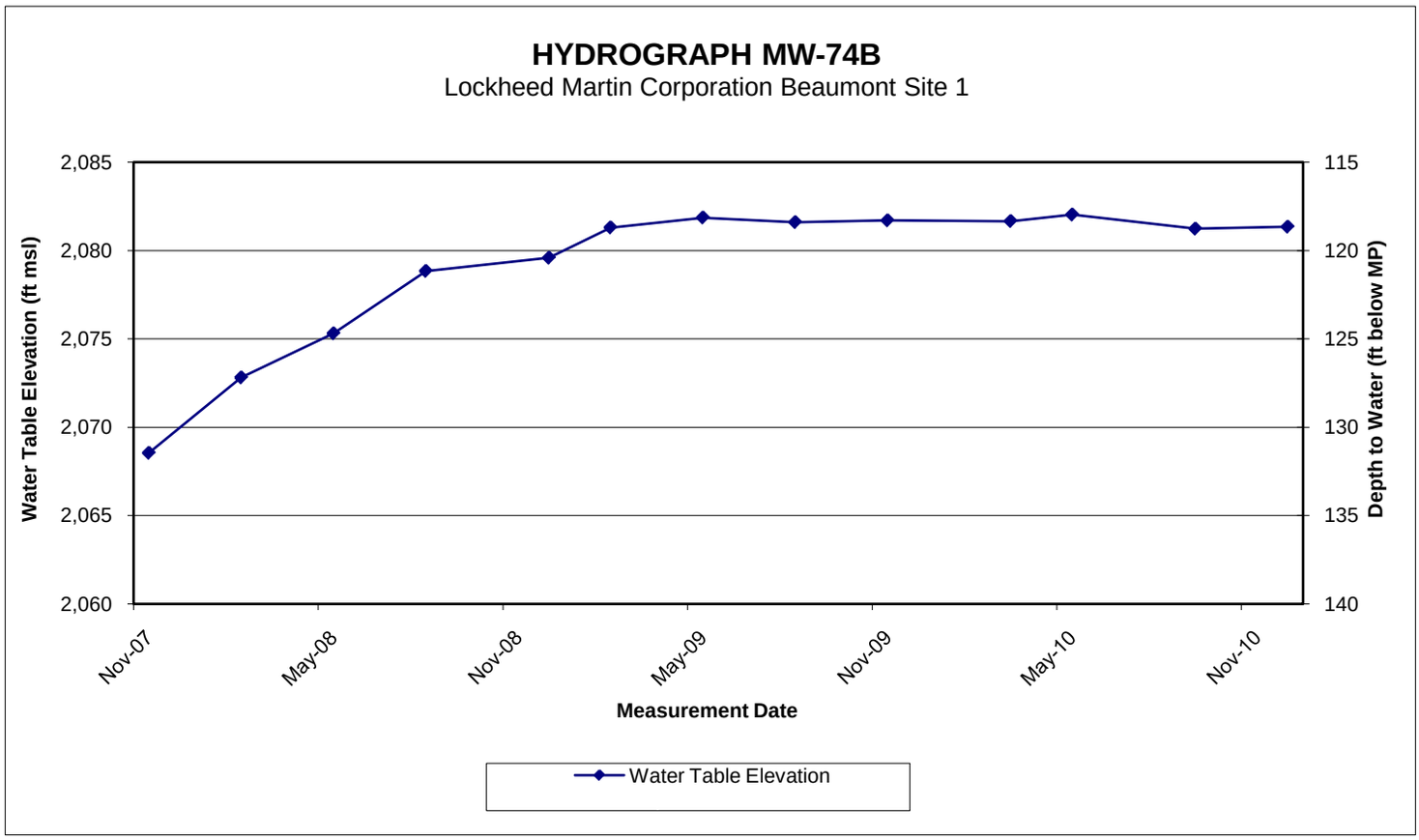
HYDROGRAPH MW-74B
Lockheed Martin Corporation Beaumont Site 1
Water Table Elevation (ft msl)
Depth to Water (ft below MP)
2,085
2,080
2,075
2,070
2,065
2,060
115
120
125
130
135
140
Nov-07
May-08
Nov-08
May-09
Nov-09
May-10
Nov-10
Measurement Date
Water Table Elevation

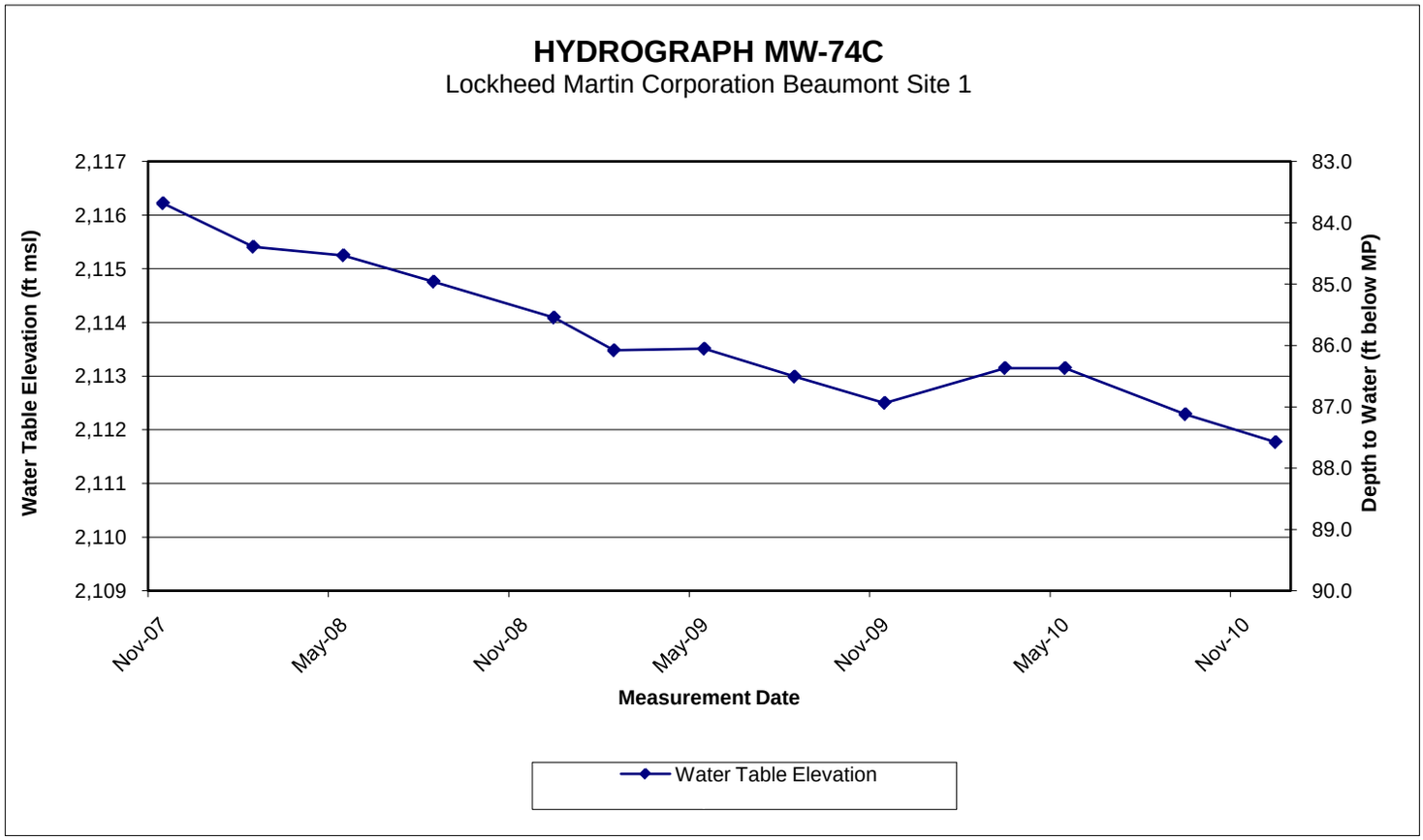
HYDROGRAPH MW-74C
Lockheed Martin Corporation Beaumont Site 1
Water Table Elevation (ft msl)
Depth to Water (ft below MP)
2,117
2,116
2,115
2,114
2,113
2,112
2,111
2,110
2,109
83.0
84.0
85.0
86.0
87.0
88.0
89.0
90.0
Nov-07
May-08
Nov-08
May-09
Nov-09
May-10
Nov-10
Measurement Date
Water Table Elevation

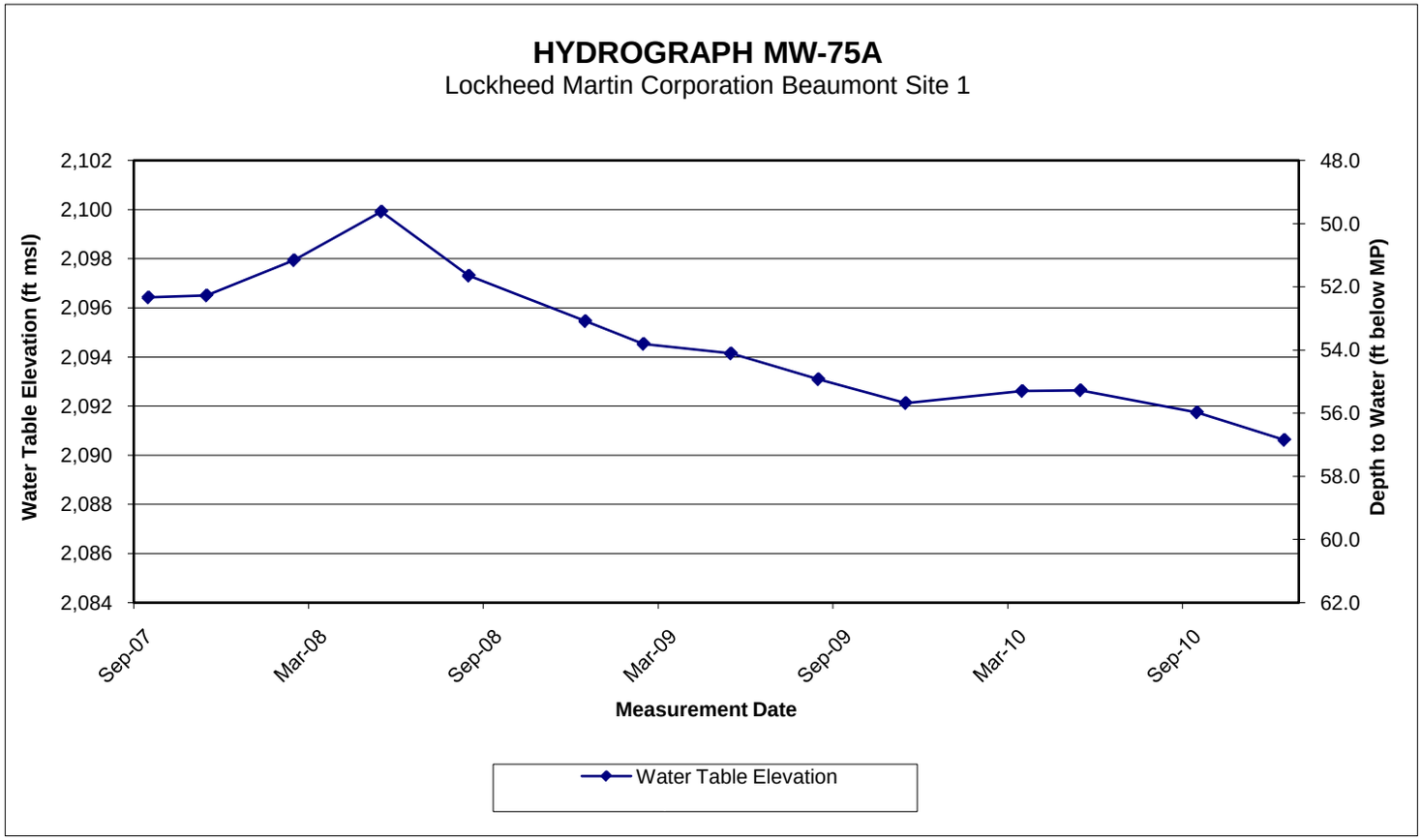
HYDROGRAPH MW-75A
Lockheed Martin Corporation Beaumont Site 1
Water Table Elevation (ft msl)
Depth to Water (ft below MP)
2,102
2,100
2,098
2,096
2,094
2,092
2,090
2,088
2,086
2,084
48.0
50.0
52.0
54.0
56.0
58.0
60.0
62.0
Sep-07
Mar-08
Sep-08
Mar-09
Sep-09
Mar-10
Sep-10
Measurement Date
Water Table Elevation

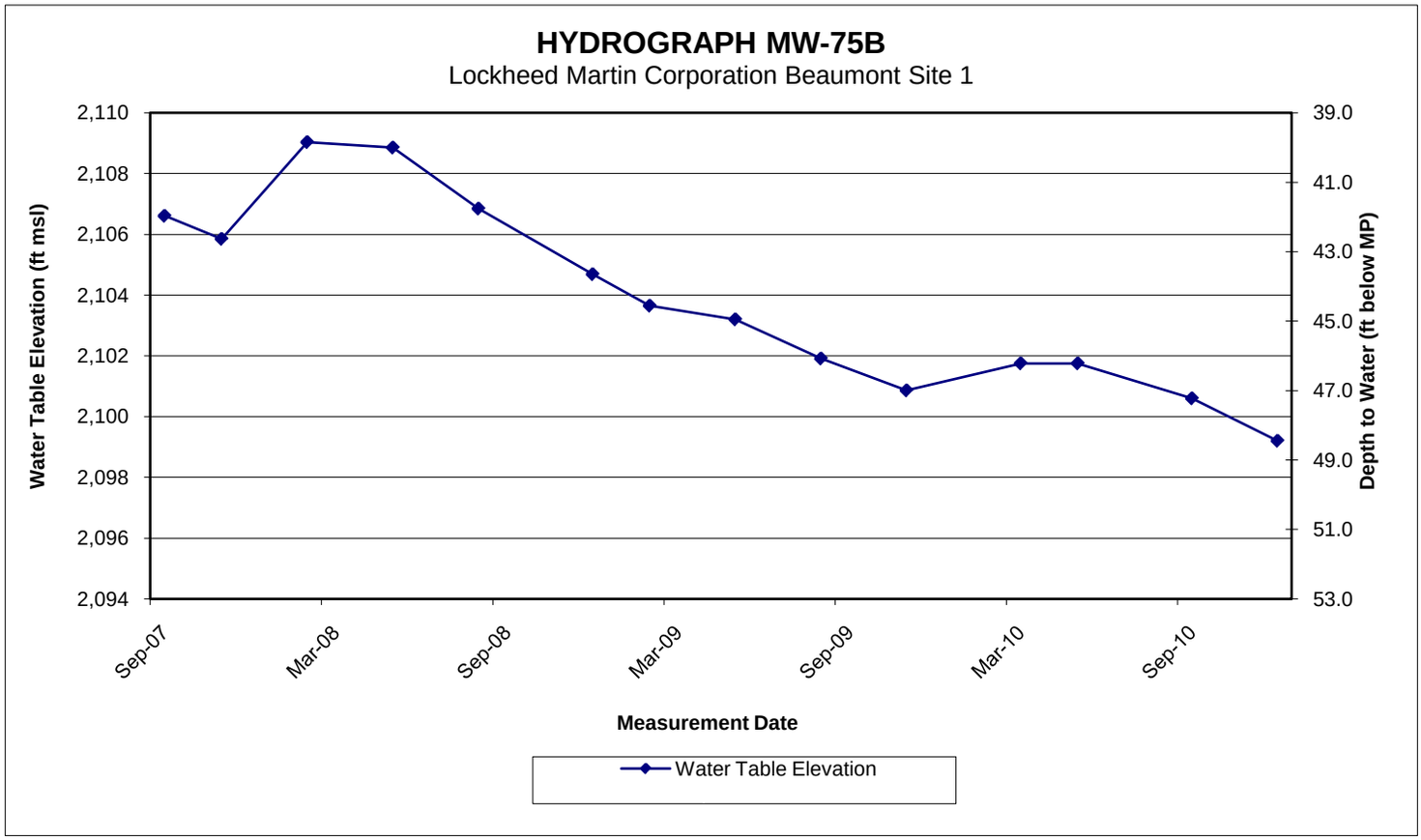
HYDROGRAPH MW-75B
Lockheed Martin Corporation Beaumont Site 1
Water Table Elevation (ft msl)
2,110
2,108
2,106
2,104
2,102
2,100
2,098
2,096
2,094
Depth to Water (ft below MP)
39.0
41.0
43.0
45.0
47.0
49.0
51.0
53.0
Sep-07
Mar-08
Sep-08
Mar-09
Sep-09
Mar-10
Sep-10
Measurement Date
Water Table Elevation

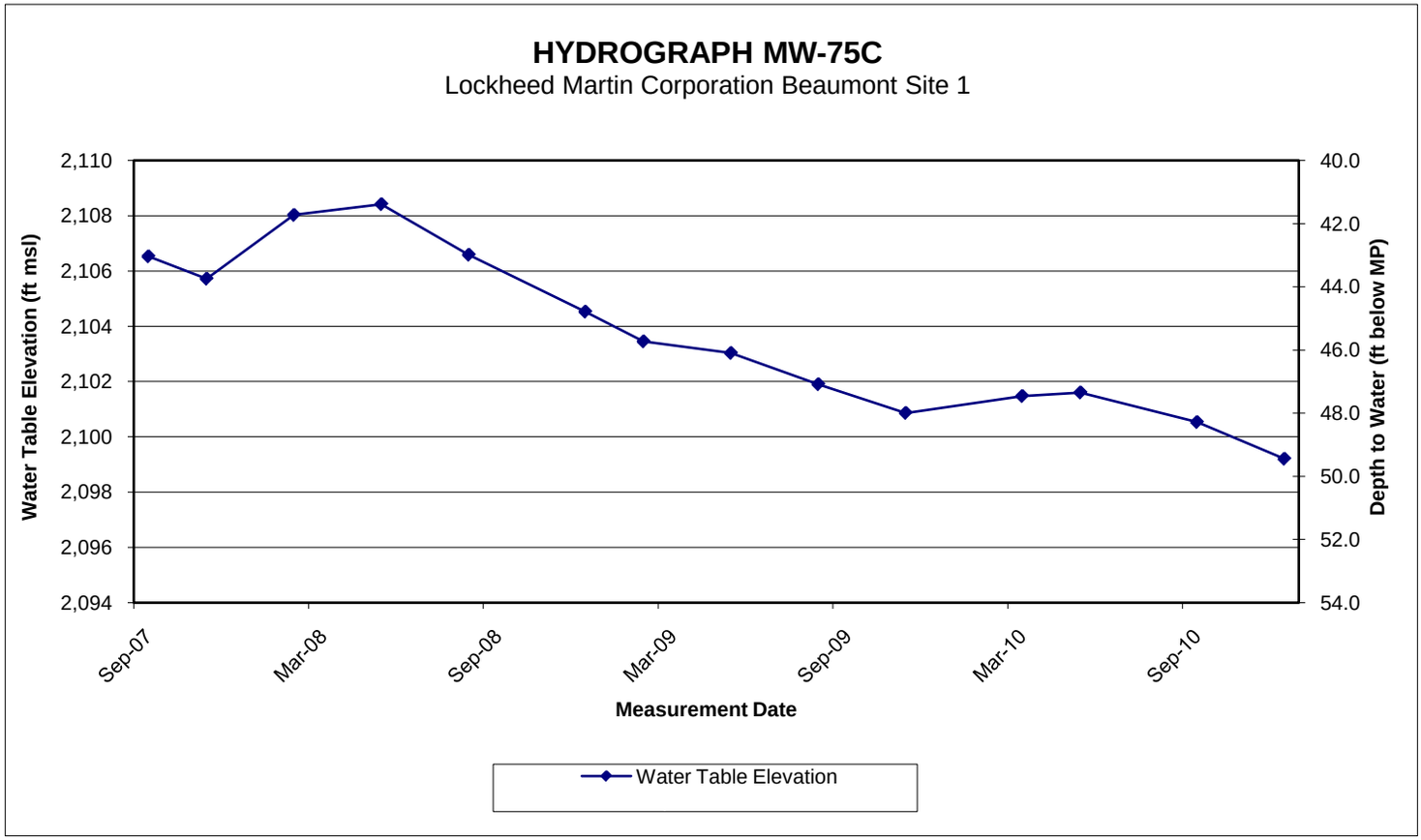
HYDROGRAPH MW-75C
Lockheed Martin Corporation Beaumont Site 1
Water Table Elevation (ft msl)
2,110
2,108
2,106
2,104
2,102
2,100
2,098
2,096
2,094
Depth to Water (ft below MP)
40.0
42.0
44.0
46.0
48.0
50.0
52.0
54.0
Sep-07
Mar-08
Sep-08
Mar-09
Sep-09
Mar-10
Sep-10
Measurement Date
Water Table Elevation

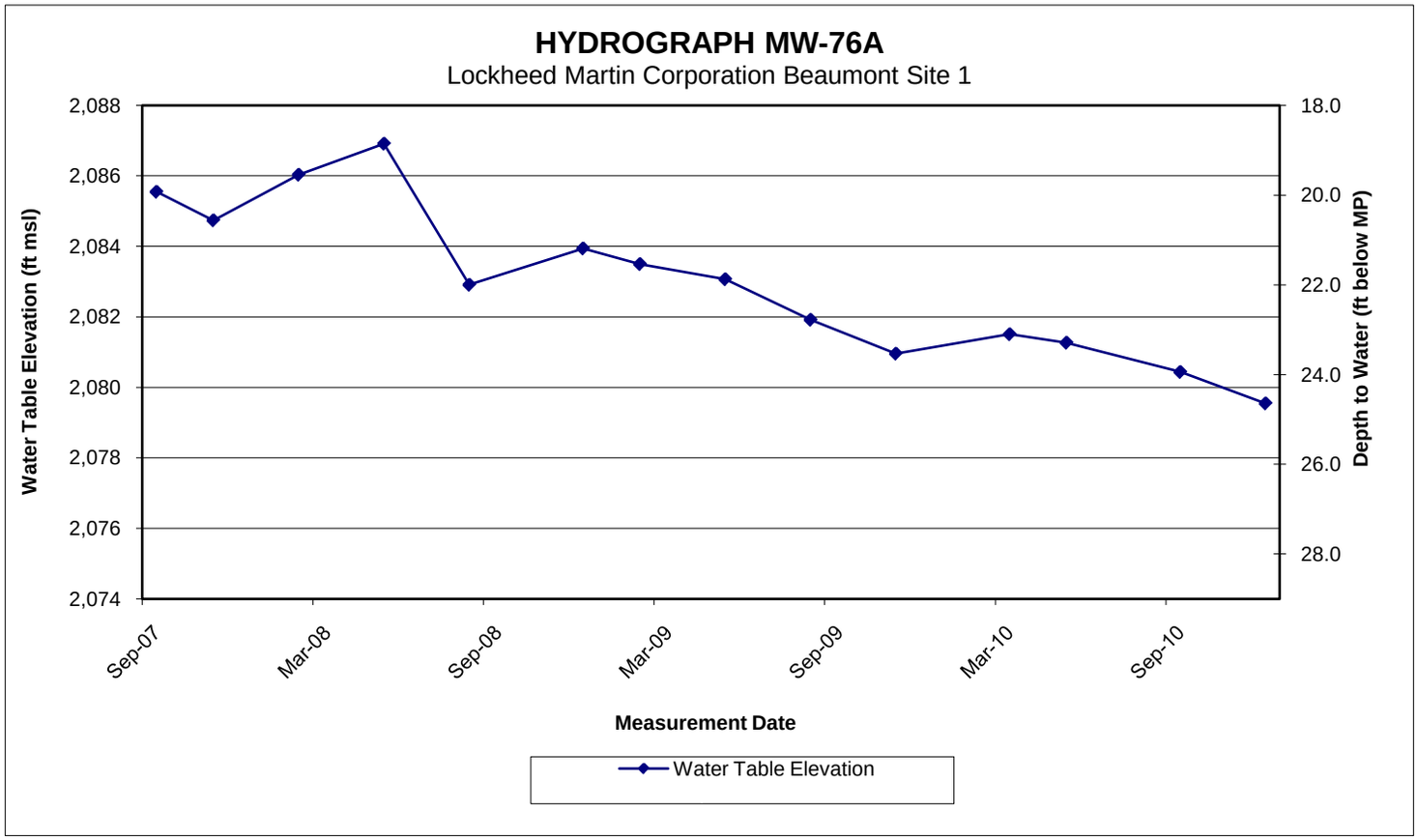
HYDROGRAPH MW-76A
Lockheed Martin Corporation Beaumont Site 1
Water Table Elevation (ft msl)
Depth to Water (ft below MP)
2,088
2,086
2,084
2,082
2,080
2,078
2,076
2,074
18.0
20.0
22.0
24.0
26.0
28.0
Sep-07
Mar-08
Sep-08
Mar-09
Sep-09
Mar-10
Sep-10
Measurement Date
Water Table Elevation

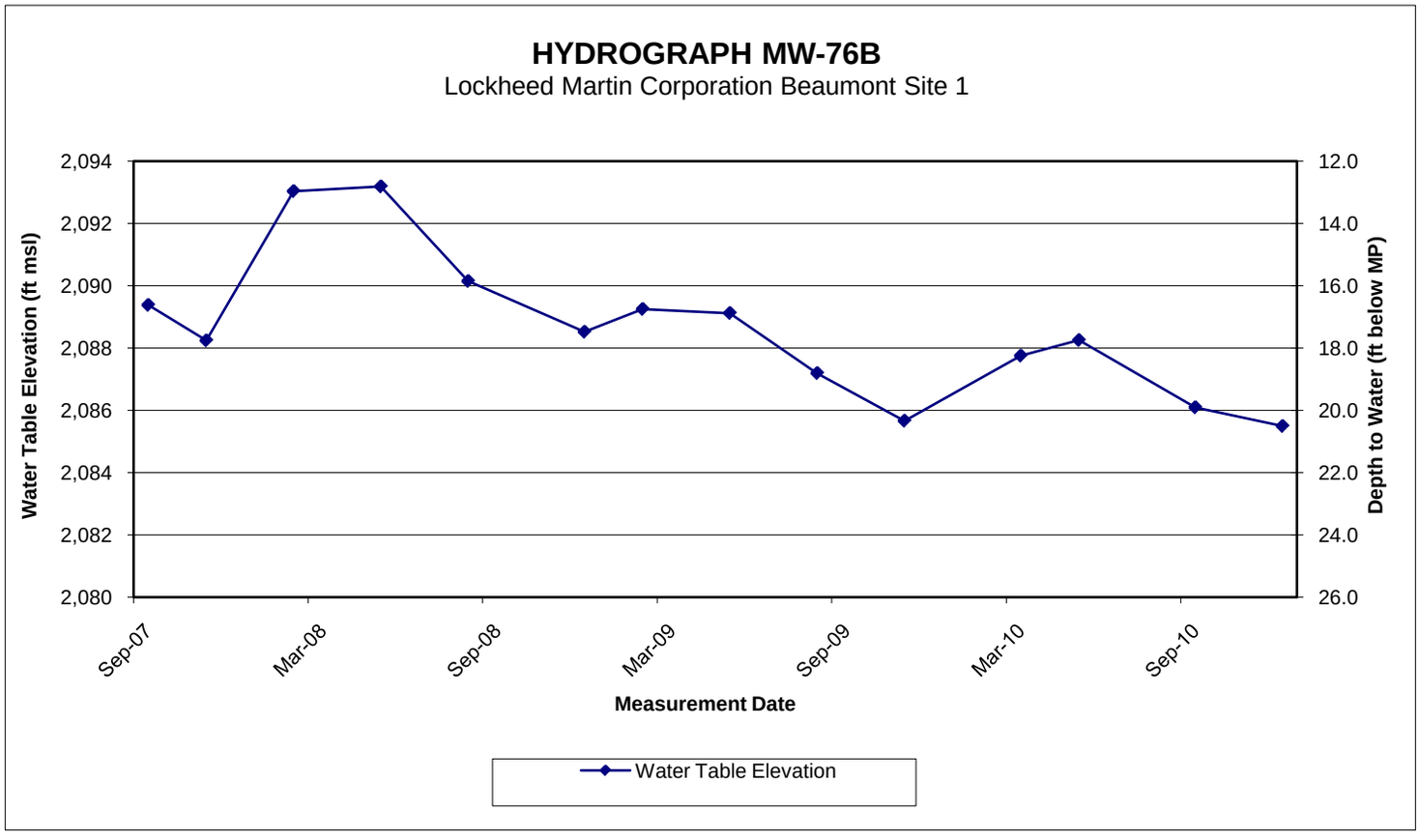
HYDROGRAPH MW-76B
Lockheed Martin Corporation Beaumont Site 1
Water Table Elevation (ft msl)
Depth to Water (ft below MP)
2,094
2,092
2,090
2,088
2,086
2,084
2,082
2,080
12.0
14.0
16.0
18.0
20.0
22.0
24.0
26.0
Sep-07
Mar-08
Sep-08
Mar-09
Sep-09
Mar-10
Sep-10
Measurement Date
Water Table Elevation

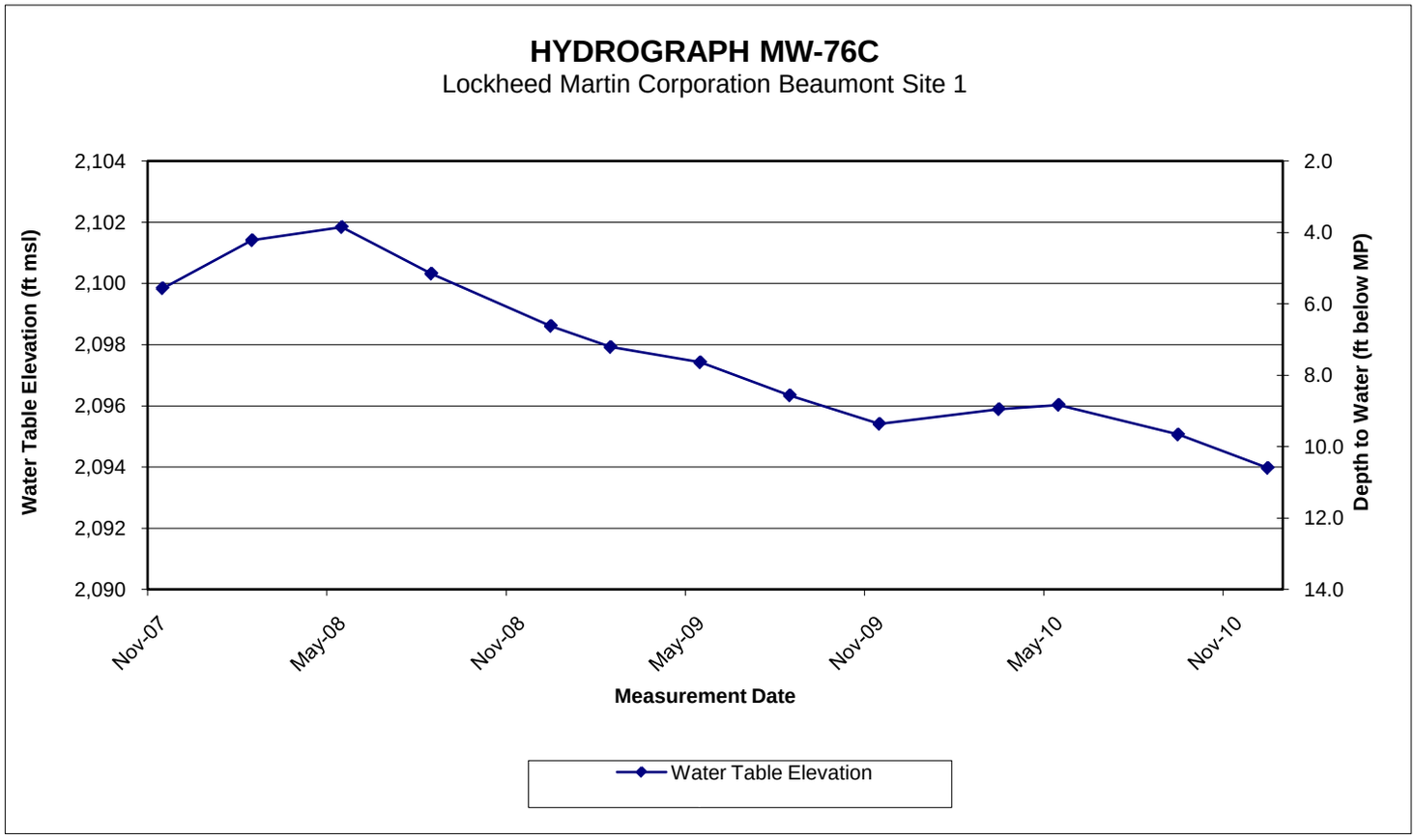
HYDROGRAPH MW-76C
Lockheed Martin Corporation Beaumont Site 1
Water Table Elevation (ft msl)
Depth to Water (ft below MP)
2,104
2,102
2,100
2,098
2,096
2,094
2,092
2,090
2.0
4.0
6.0
8.0
10.0
12.0
14.0
Nov-07
May-08
Nov-08
May-09
Nov-09
May-10
Nov-10
Measurement Date
Water Table Elevation

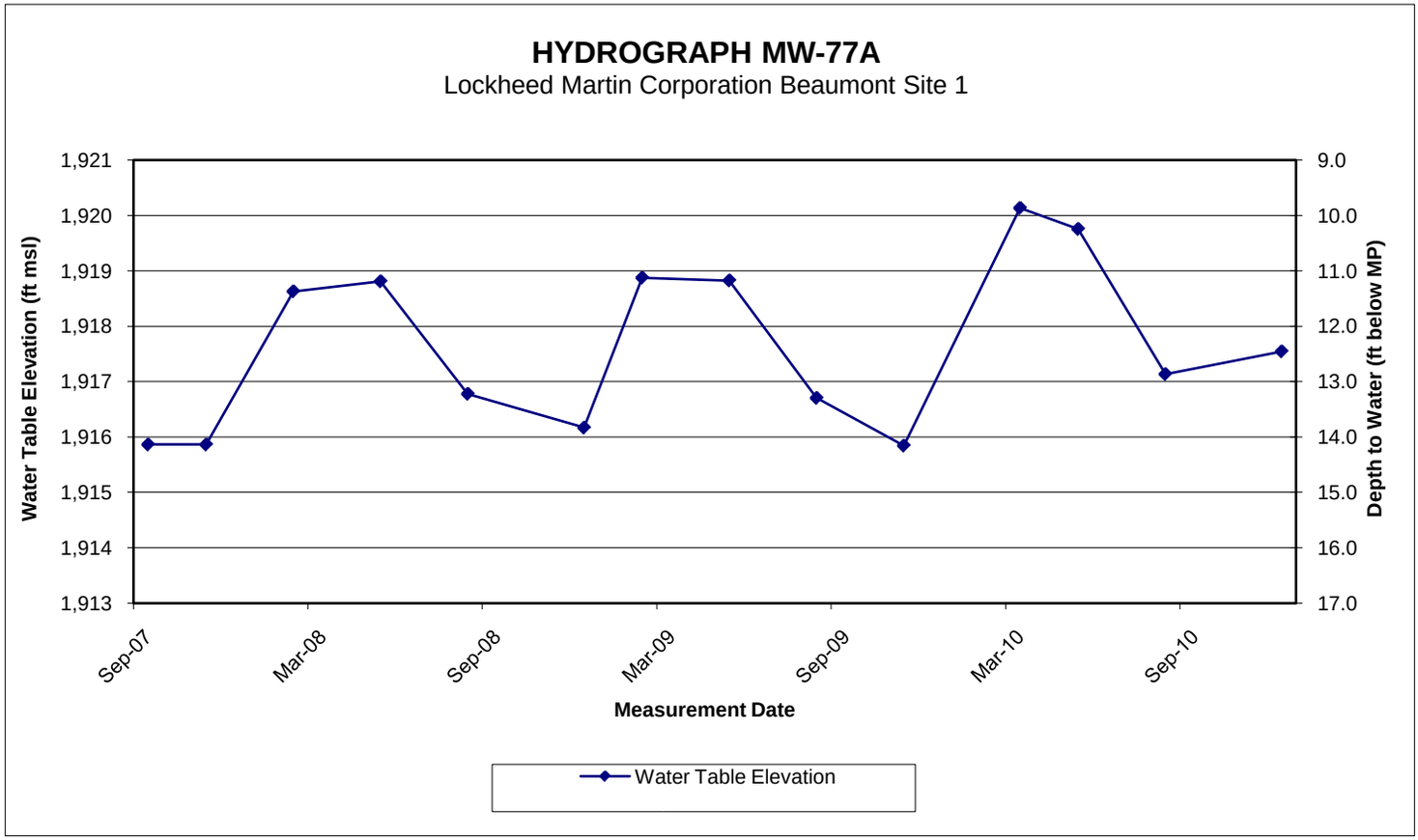
HYDROGRAPH MW-77A
Lockheed Martin Corporation Beaumont Site 1
Water Table Elevation (ft msl)
Depth to Water (ft below MP)
1,921
1,920
1,919
1,918
1,917
1,916
1,915
1,914
1,913
9.0
10.0
11.0
12.0
13.0
14.0
15.0
16.0
17.0
Sep-07
Mar-08
Sep-08
Mar-09
Sep-09
Mar-10
Sep-10
Measurement Date
Water Table Elevation

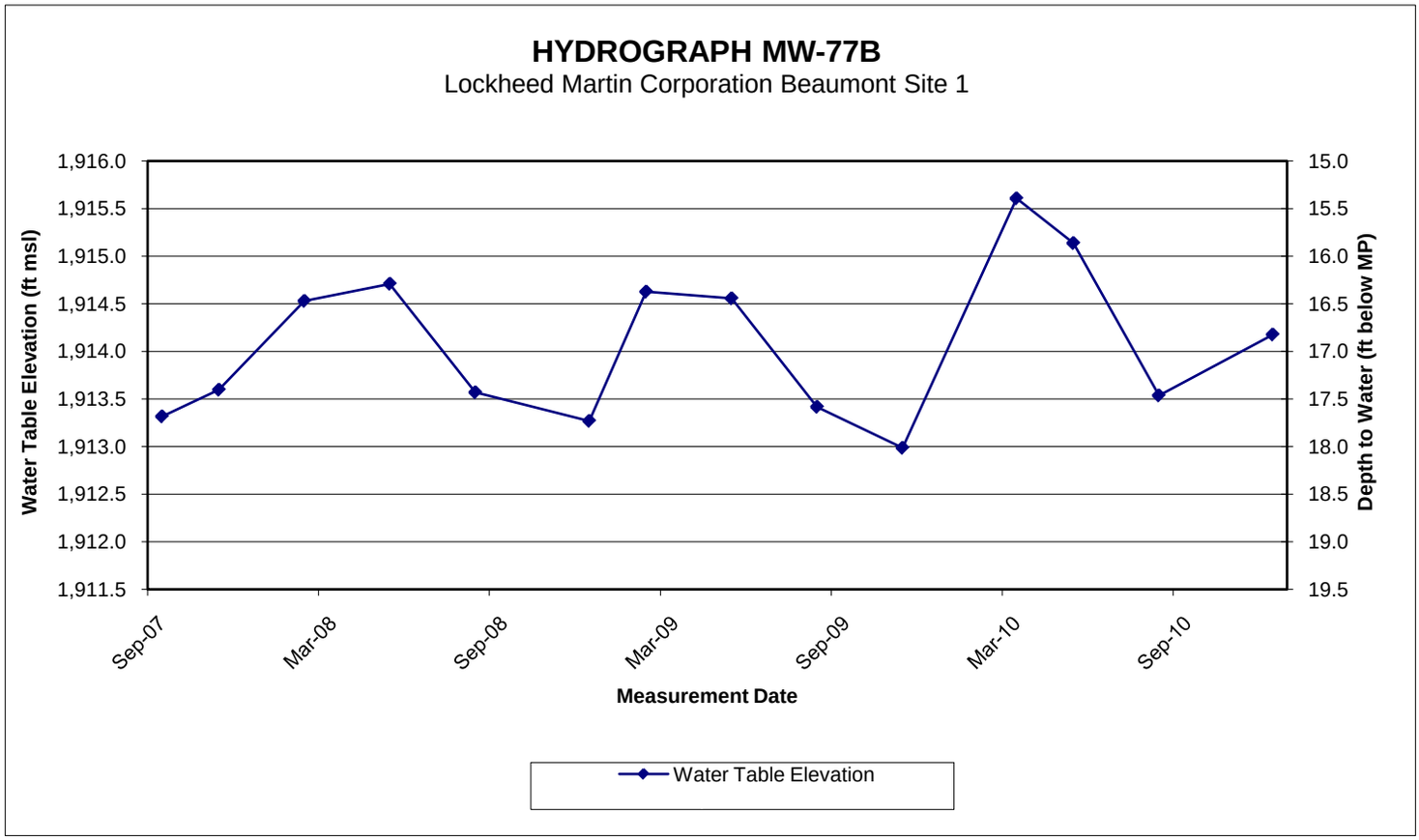
HYDROGRAPH MW-77B
Lockheed Martin Corporation Beaumont Site 1
Water Table Elevation (ft msl)
Depth to Water (ft below MP)
1,916.0
1,915.5
1,915.0
1,914.5
1,914.0
1,913.5
1,913.0
1,912.5
1,912.0
1,911.5
15.0
15.5
16.0
16.5
17.0
17.5
18.0
18.5
19.0
19.5
Sep-07
Mar-08
Sep-08
Mar-09
Sep-09
Mar-10
Sep-10
Measurement Date
Water Table Elevation

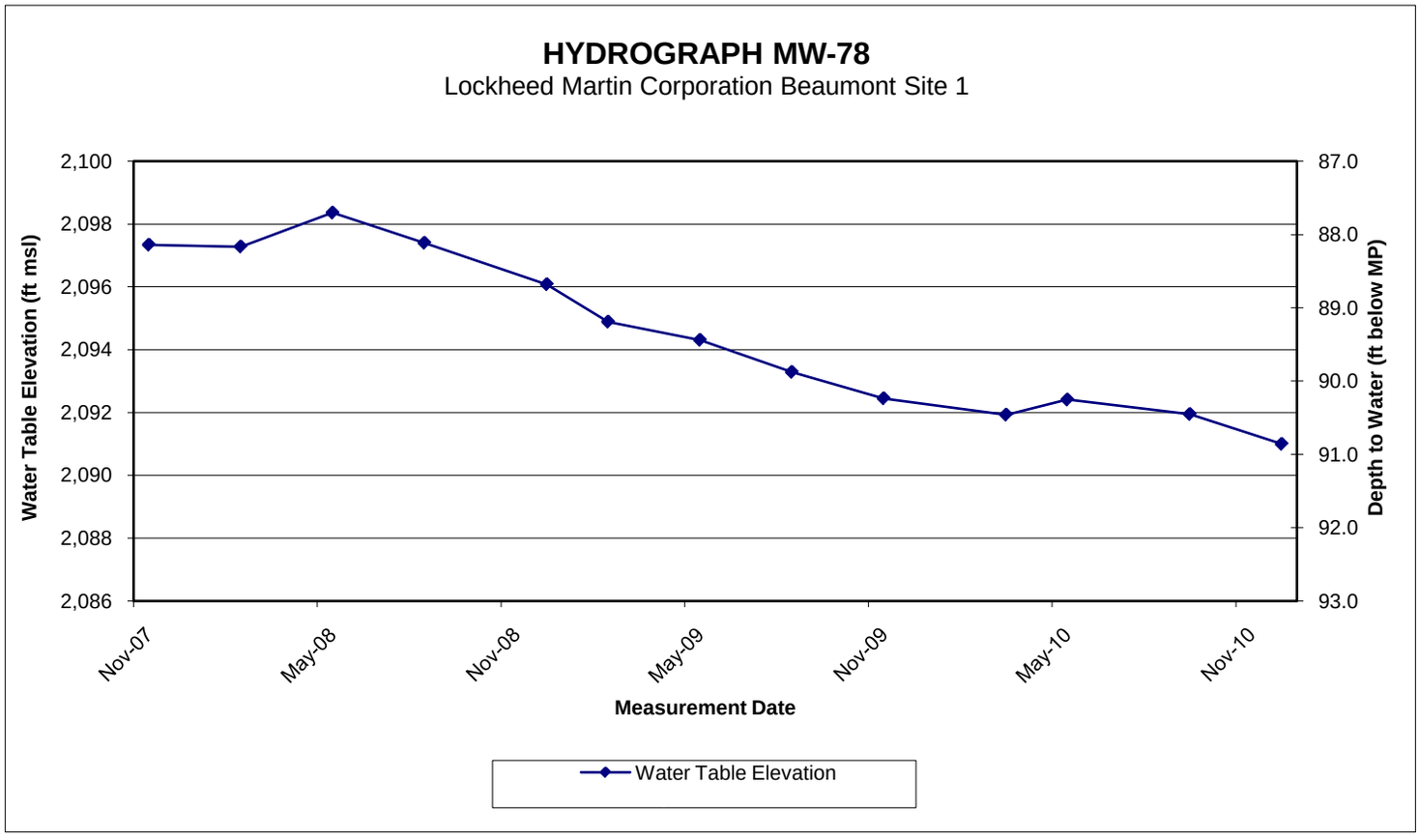
HYDROGRAPH MW-78
Lockheed Martin Corporation Beaumont Site 1
Water Table Elevation (ft msl)
Depth to Water (ft below MP)
2,100
2,098
2,096
2,094
2,092
2,090
2,088
2,086
87.0
88.0
89.0
90.0
91.0
92.0
93.0
Nov-07
May-08
Nov-08
May-09
Nov-09
May-10
Nov-10
Measurement Date
Water Table Elevation

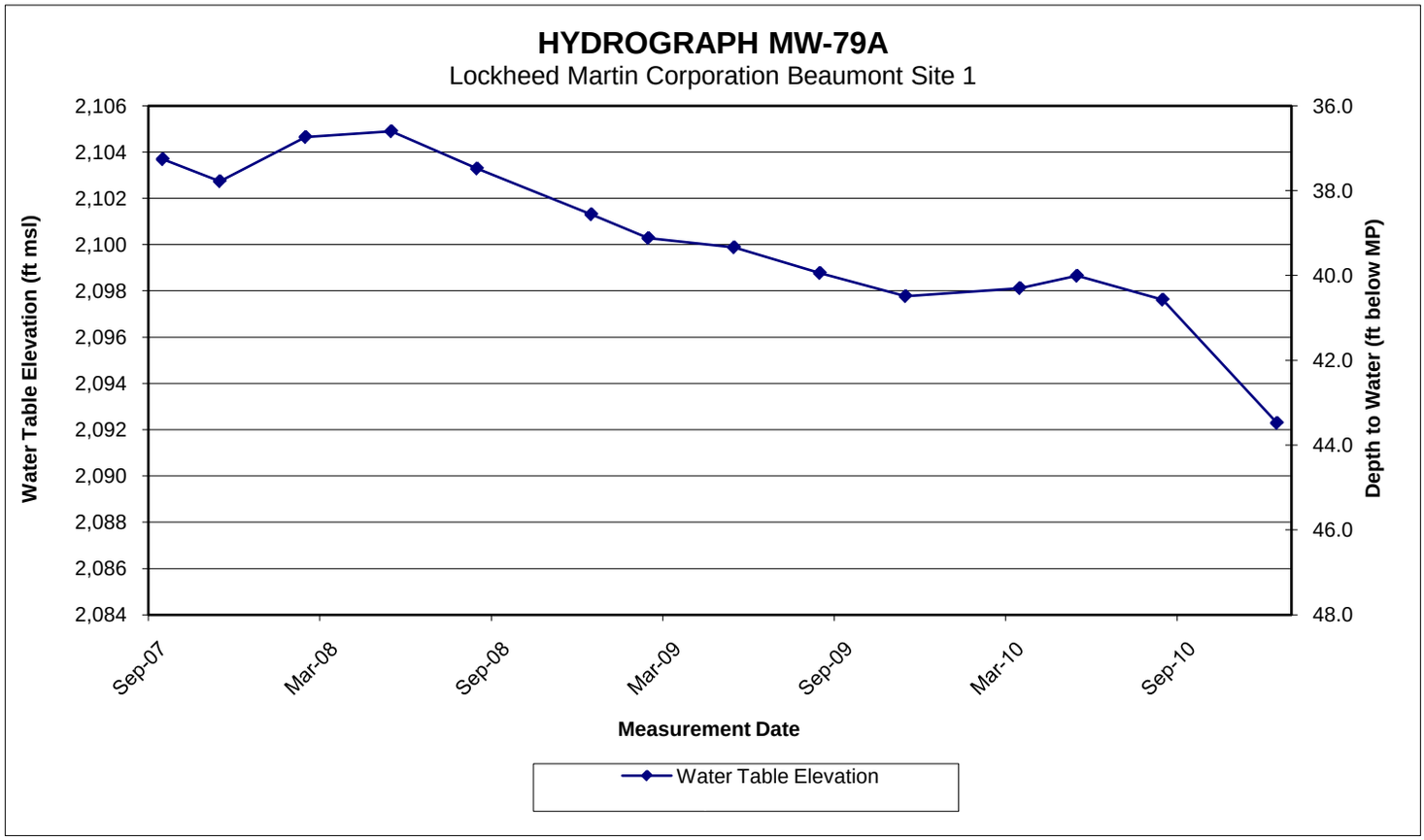
HYDROGRAPH MW-79A
Lockheed Martin Corporation Beaumont Site 1
Water Table Elevation (ft msl)
2,106
2,104
2,102
2,100
2,098
2,096
2,094
2,092
2,090
2,088
2,086
2,084
Depth to Water (ft below MP)
36.0
38.0
40.0
42.0
44.0
46.0
48.0
Sep-07
Mar-08
Sep-08
Mar-09
Sep-09
Mar-10
Sep-10
Measurement Date
Water Table Elevation

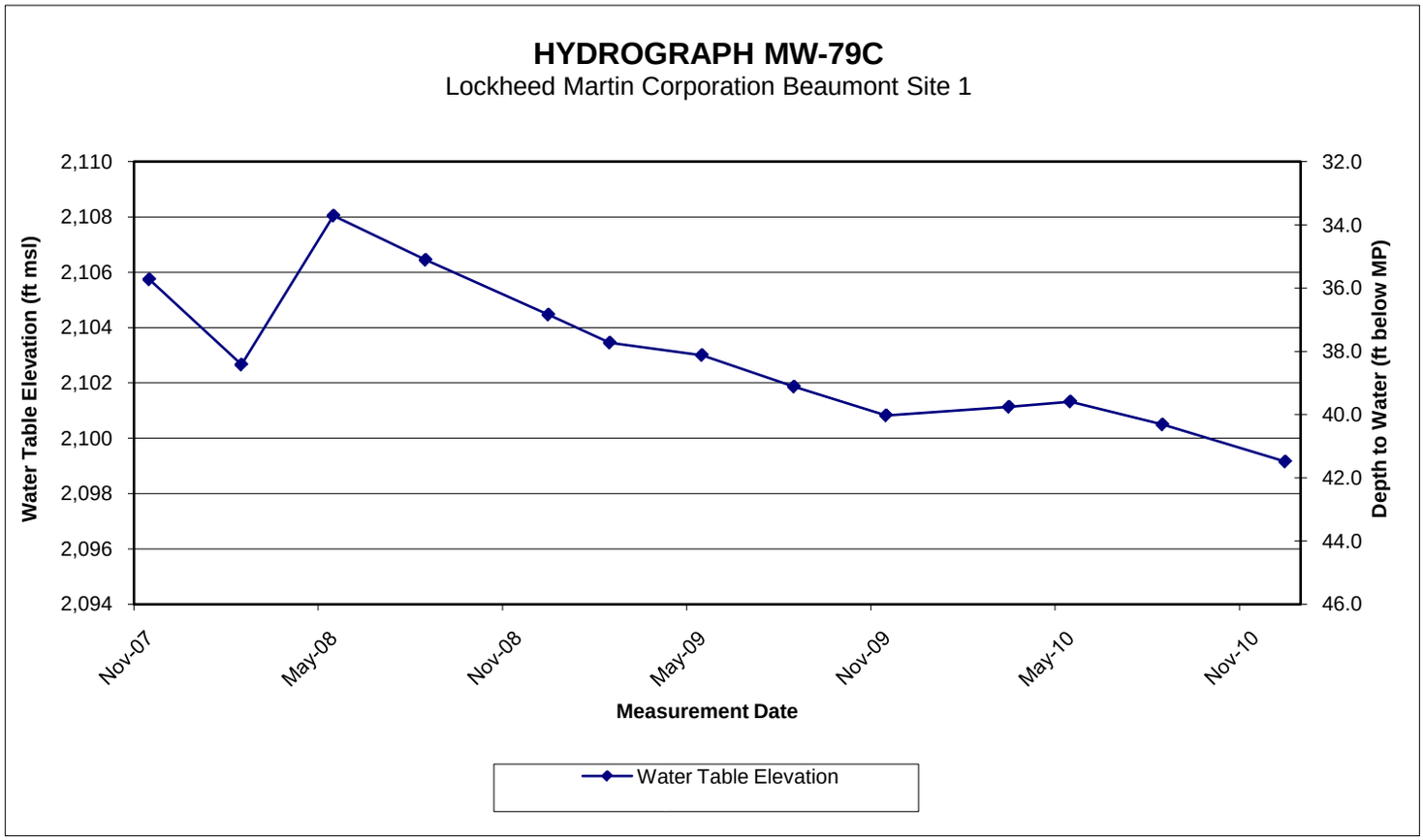
HYDROGRAPH MW-79C
Lockheed Martin Corporation Beaumont Site 1
Water Table Elevation (ft msl)
2,110
2,108
2,106
2,104
2,102
2,100
2,098
2,096
2,094
Depth to Water (ft below MP)
32.0
34.0
36.0
38.0
40.0
42.0
44.0
46.0
Nov-07
May-08
Nov-08
May-09
Nov-09
May-10
Nov-10
Measurement Date
Water Table Elevation

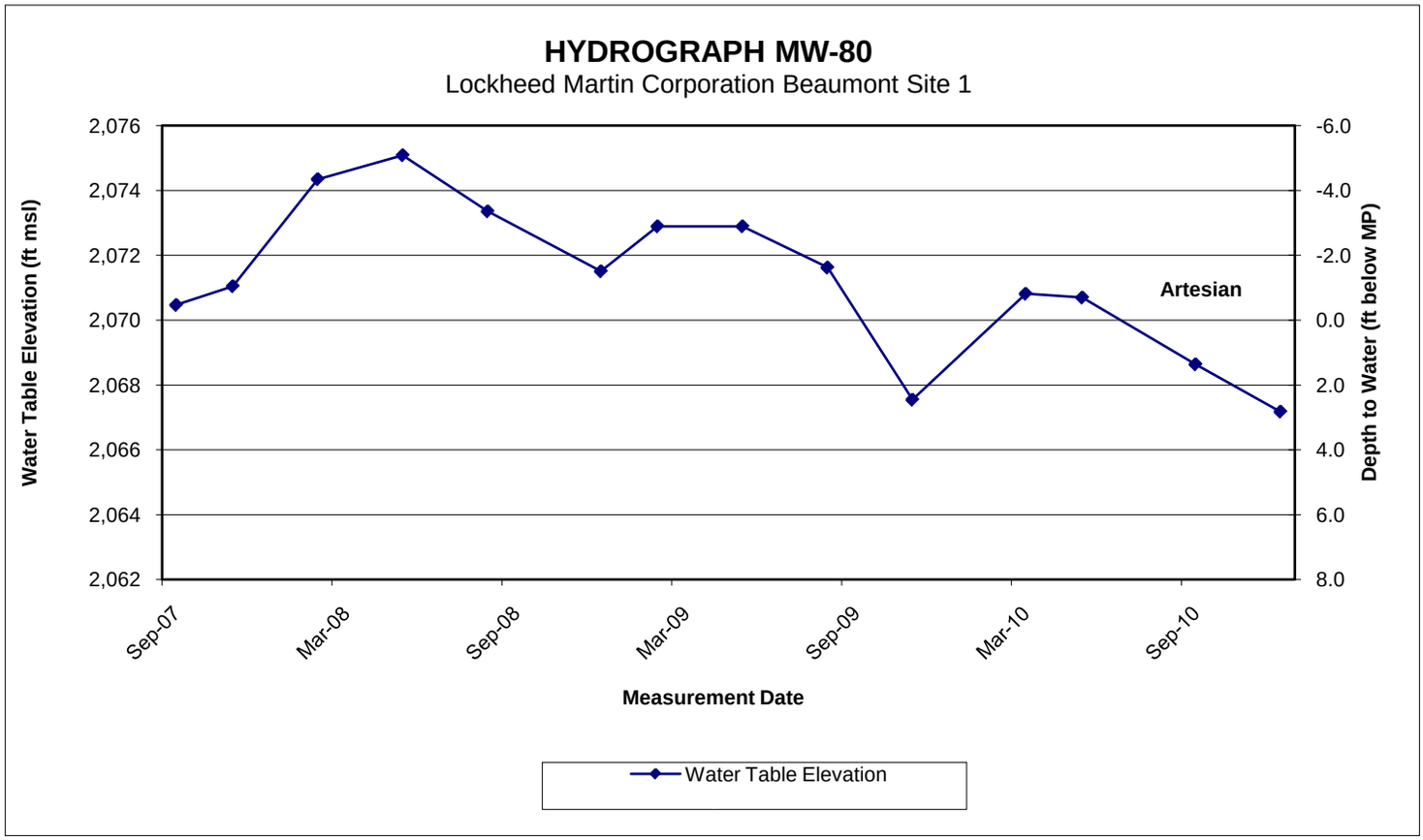
HYDROGRAPH MW-80
Lockheed Martin Corporation Beaumont Site 1
Water Table Elevation (ft msl)
Depth to Water (ft below MP)
2,076
2,074
2,072
2,070
2,068
2,066
2,064
2,062
-6.0
-4.0
-2.0
0.0
2.0
4.0
6.0
8.0
Artesian
Sep-07
Mar-08
Sep-08
Mar-09
Sep-09
Mar-10
Sep-10
Measurement Date
Water Table Elevation

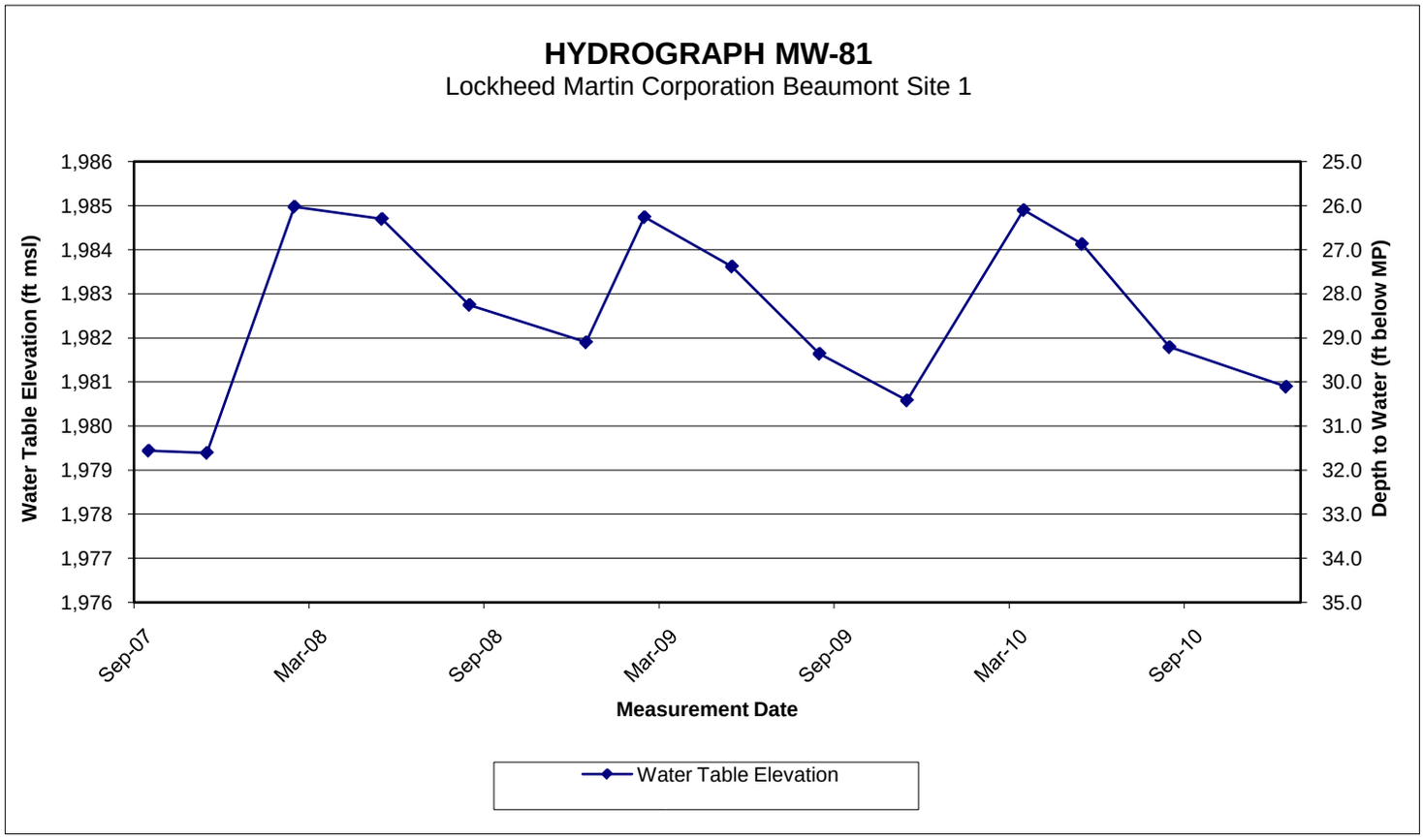
HYDROGRAPH MW-81
Lockheed Martin Corporation Beaumont Site 1
Water Table Elevation (ft msl)
Depth to Water (ft below MP)
1,986
1,985
1,984
1,983
1,982
1,981
1,980
1,979
1,978
1,977
1,976
25.0
26.0
27.0
28.0
29.0
30.0
31.0
32.0
33.0
34.0
35.0
Sep-07
Mar-08
Sep-08
Mar-09
Sep-09
Mar-10
Sep-10
Measurement Date
Water Table Elevation

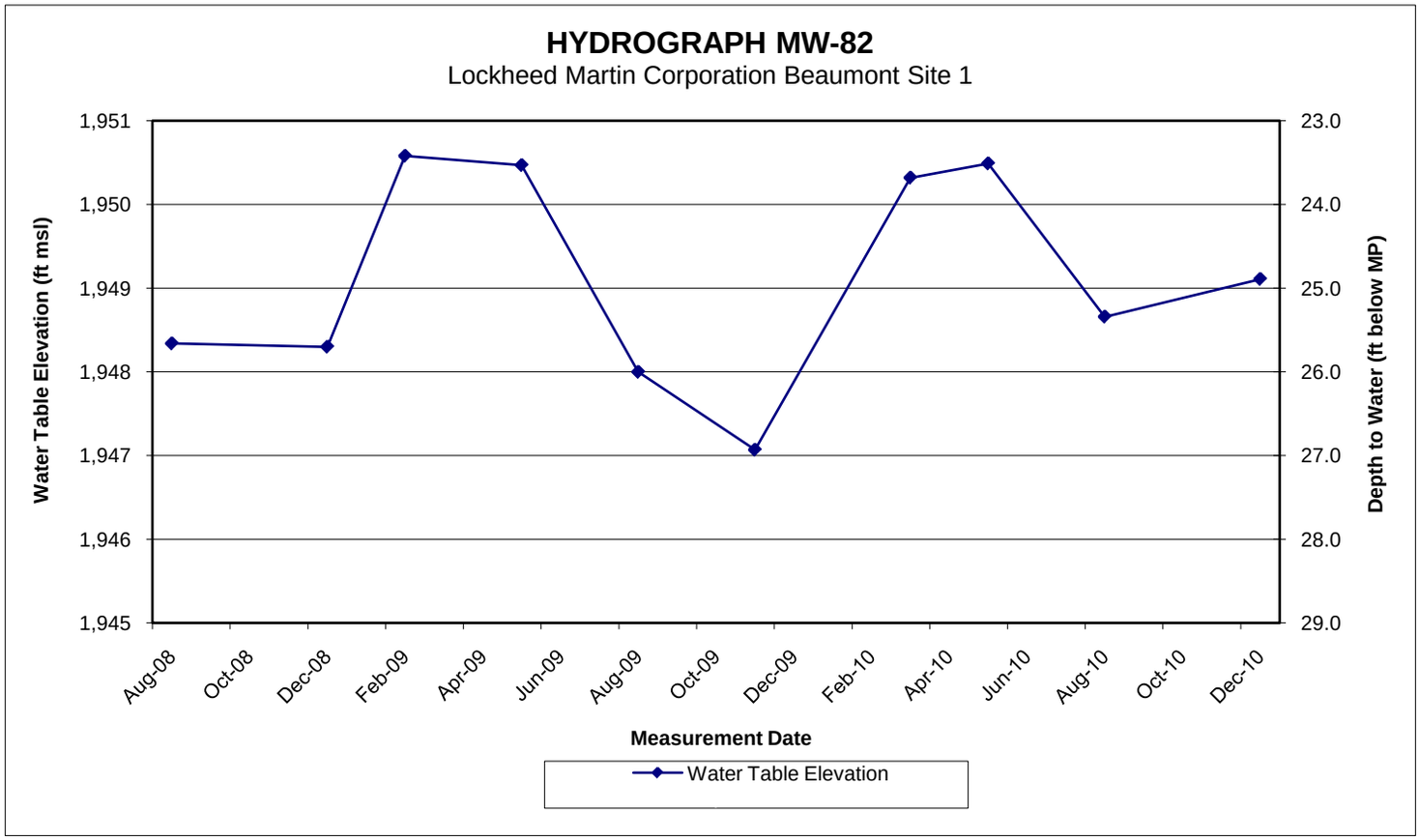
HYDROGRAPH MW-82
Lockheed Martin Corporation Beaumont Site 1
Water Table Elevation (ft msl)
Depth to Water (ft below MP)
1,951
1,950
1,949
1,948
1,947
1,946
1,945
23.0
24.0
25.0
26.0
27.0
28.0
29.0
Aug-08
Oct-08
Dec-08
Feb-09
Apr-09
Jun-09
Aug-09
Oct-09
Dec-09
Feb-10
Apr-10
Jun-10
Aug-10
Oct-10
Dec-10
Measurement Date
Water Table Elevation

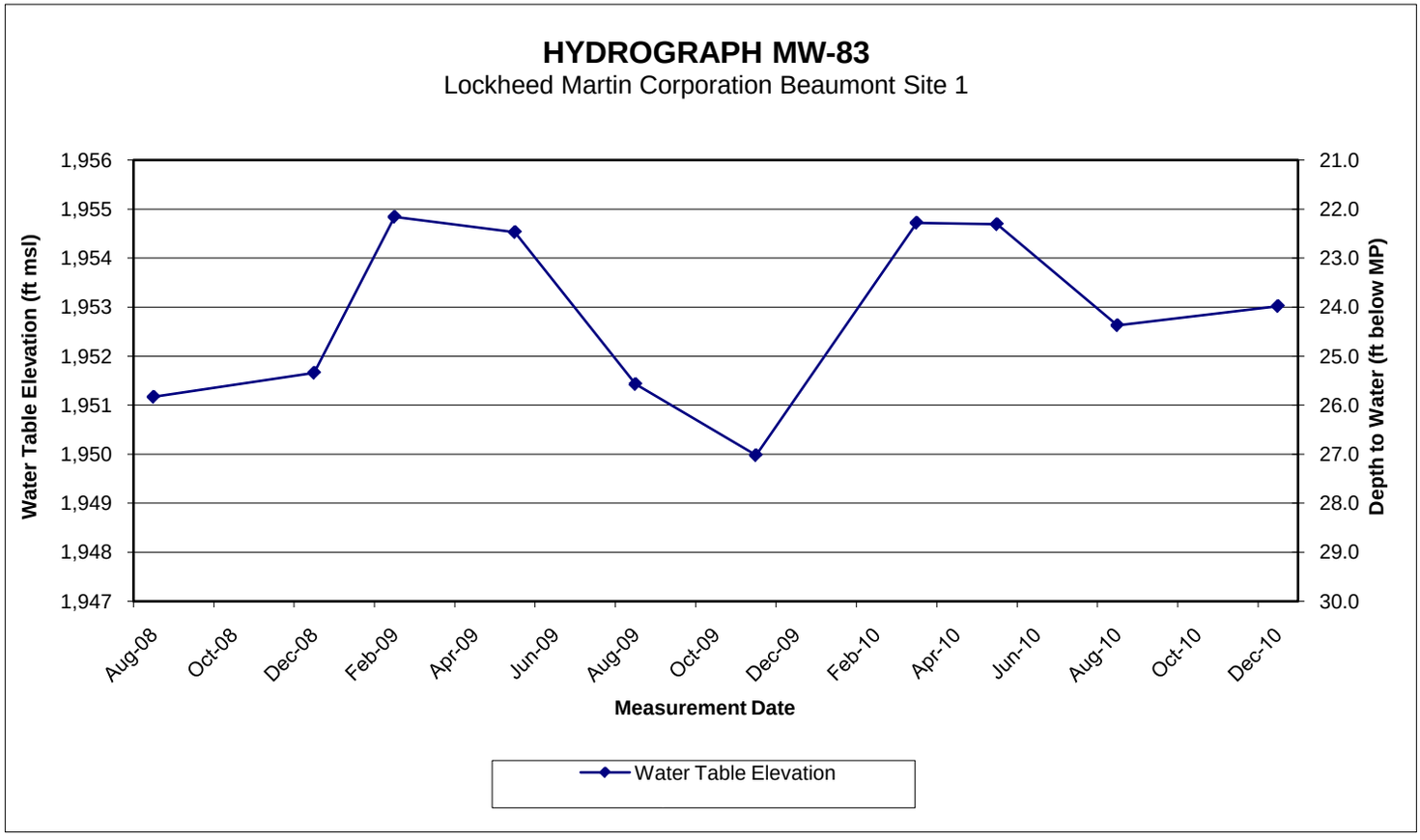
HYDROGRAPH MW-83
Lockheed Martin Corporation Beaumont Site 1
Water Table Elevation (ft msl)
Depth to Water (ft below MP)
1,956
1,955
1,954
1,953
1,952
1,951
1,950
1,949
1,948
1,947
21.0
22.0
23.0
24.0
25.0
26.0
27.0
28.0
29.0
30.0
Aug-08
Oct-08
Dec-08
Feb-09
Apr-09
Jun-09
Aug-09
Oct-09
Dec-09
Feb-10
Apr-10
Jun-10
Aug-10
Oct-10
Dec-10
Measurement Date
Water Table Elevation

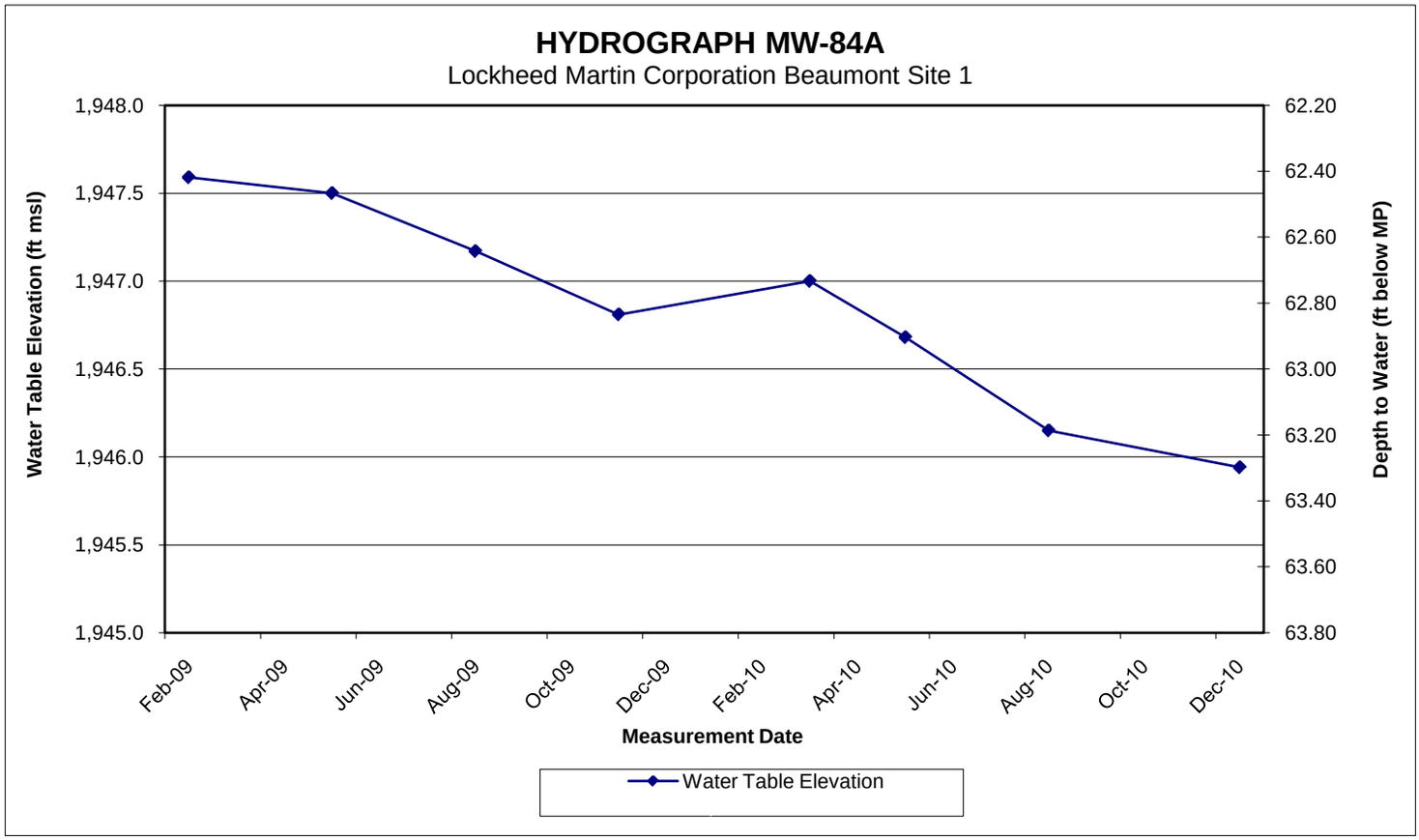
HYDROGRAPH MW-84A
Lockheed Martin Corporation Beaumont Site 1
Water Table Elevation (ft msl)
1,948.0
1,947.5
1,947.0
1,946.5
1,946.0
1,945.5
1,945.0
Depth to Water (ft below MP)
62.20
62.40
62.60
62.80
63.00
63.20
63.40
63.60
63.80
Feb-09
Apr-09
Jun-09
Aug-09
Oct-09
Dec-09
Feb-10
Apr-10
Jun-10
Aug-10
Oct-10
Dec-10
Measurement Date
Water Table Elevation

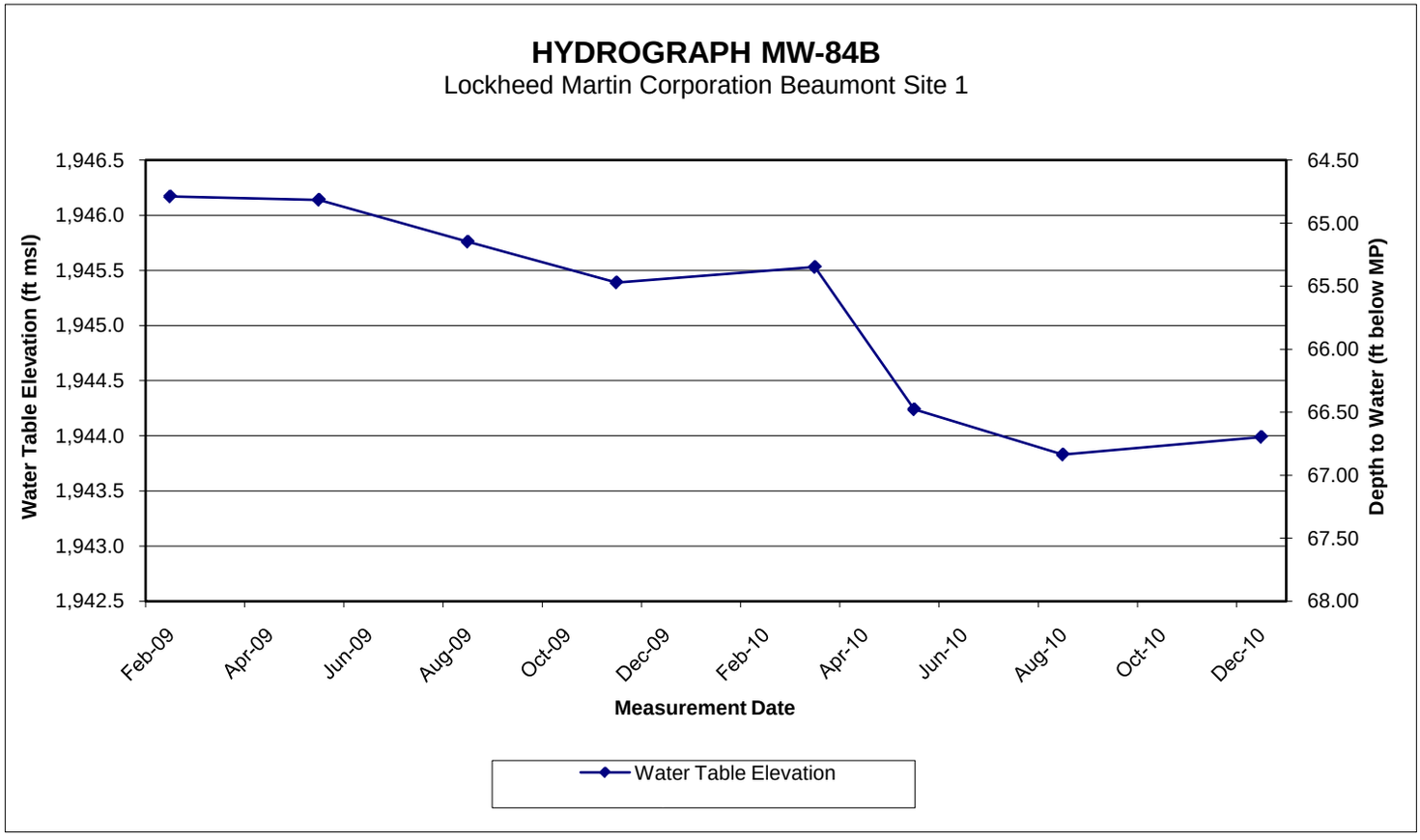
HYDROGRAPH MW-84B
Lockheed Martin Corporation Beaumont Site 1
Water Table Elevation (ft msl)
1,946.5
1,946.0
1,945.5
1,945.0
1,944.5
1,944.0
1,943.5
1,943.0
1,942.5
Depth to Water (ft below MP)
64.50
65.00
65.50
66.00
66.50
67.00
67.50
68.00
Feb-09
Apr-09
Jun-09
Aug-09
Oct-09
Dec-09
Feb-10
Apr-10
Jun-10
Aug-10
Oct-10
Dec-10
Measurement Date
Water Table Elevation

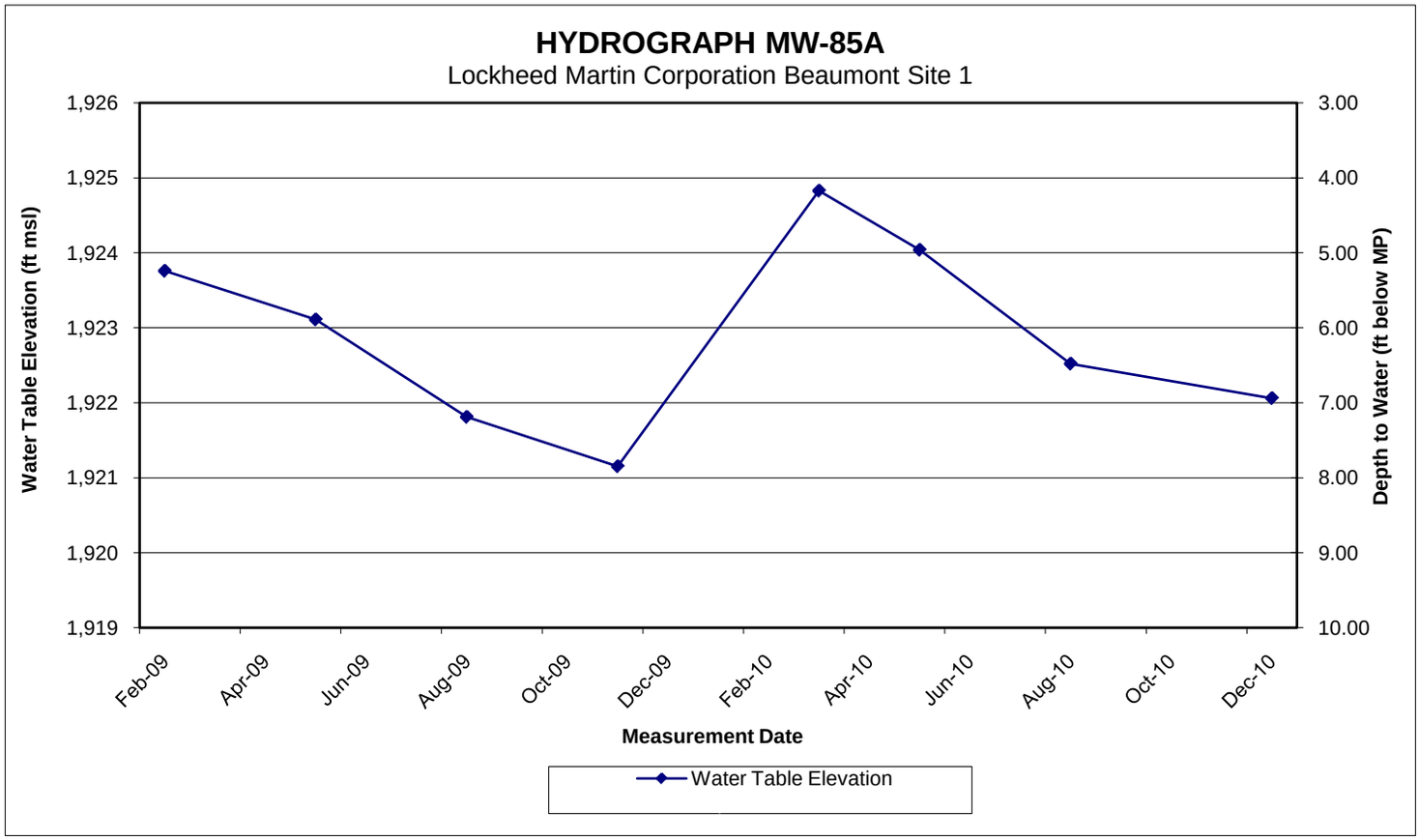
HYDROGRAPH MW-85A
Lockheed Martin Corporation Beaumont Site 1
Water Table Elevation (ft msl)
Depth to Water (ft below MP)
1,926
1,925
1,924
1,923
1,922
1,921
1,920
1,919
3.00
4.00
5.00
6.00
7.00
8.00
9.00
10.00
Feb-09
Apr-09
Jun-09
Aug-09
Oct-09
Dec-09
Feb-10
Apr-10
Jun-10
Aug-10
Oct-10
Dec-10
Measurement Date
Water Table Elevation

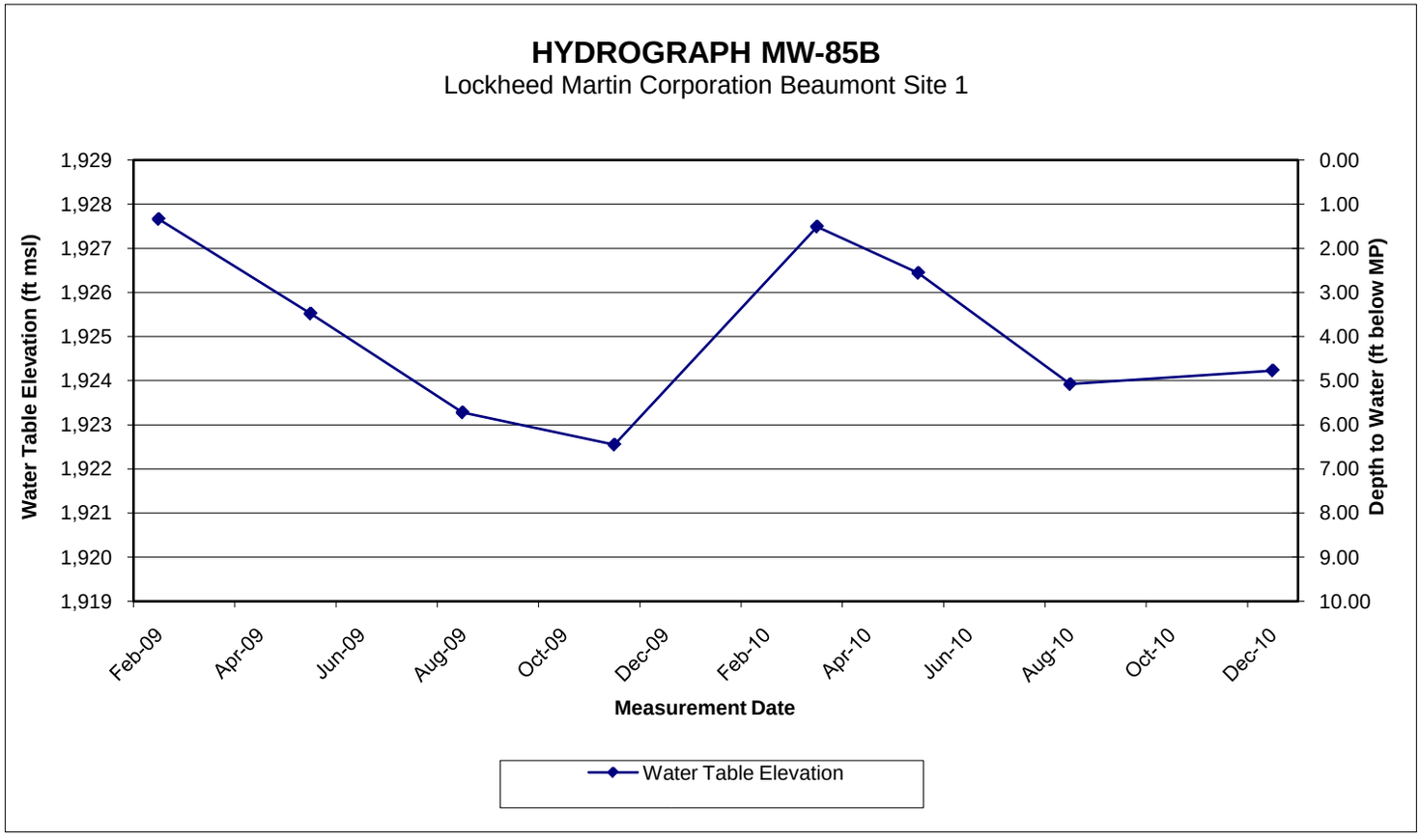
HYDROGRAPH MW-85B
Lockheed Martin Corporation Beaumont Site 1
Water Table Elevation (ft msl)
Depth to Water (ft below MP)
1,929
1,928
1,927
1,926
1,925
1,924
1,923
1,922
1,921
1,920
1,919
0.00
1.00
2.00
3.00
4.00
5.00
6.00
7.00
8.00
9.00
10.00
Feb-09
Apr-09
Jun-09
Aug-09
Oct-09
Dec-09
Feb-10
Apr-10
Jun-10
Aug-10
Oct-10
Dec-10
Measurement Date
Water Table Elevation

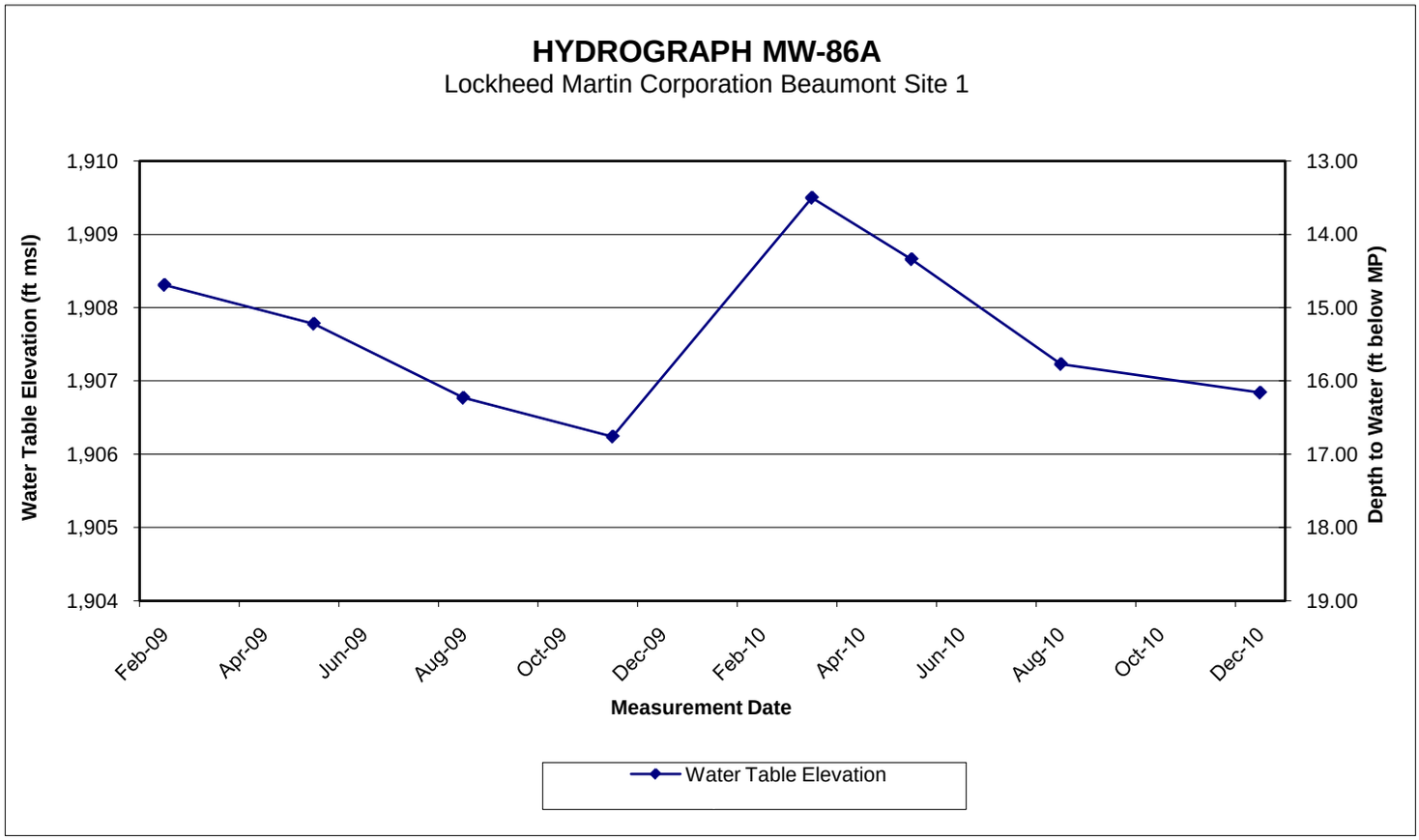
HYDROGRAPH MW-86A
Lockheed Martin Corporation Beaumont Site 1
Water Table Elevation (ft msl)
Depth to Water (ft below MP)
1,910
1,909
1,908
1,907
1,906
1,905
1,904
13.00
14.00
15.00
16.00
17.00
18.00
19.00
Feb-09
Apr-09
Jun-09
Aug-09
Oct-09
Dec-09
Feb-10
Apr-10
Jun-10
Aug-10
Oct-10
Dec-10
Measurement Date
Water Table Elevation

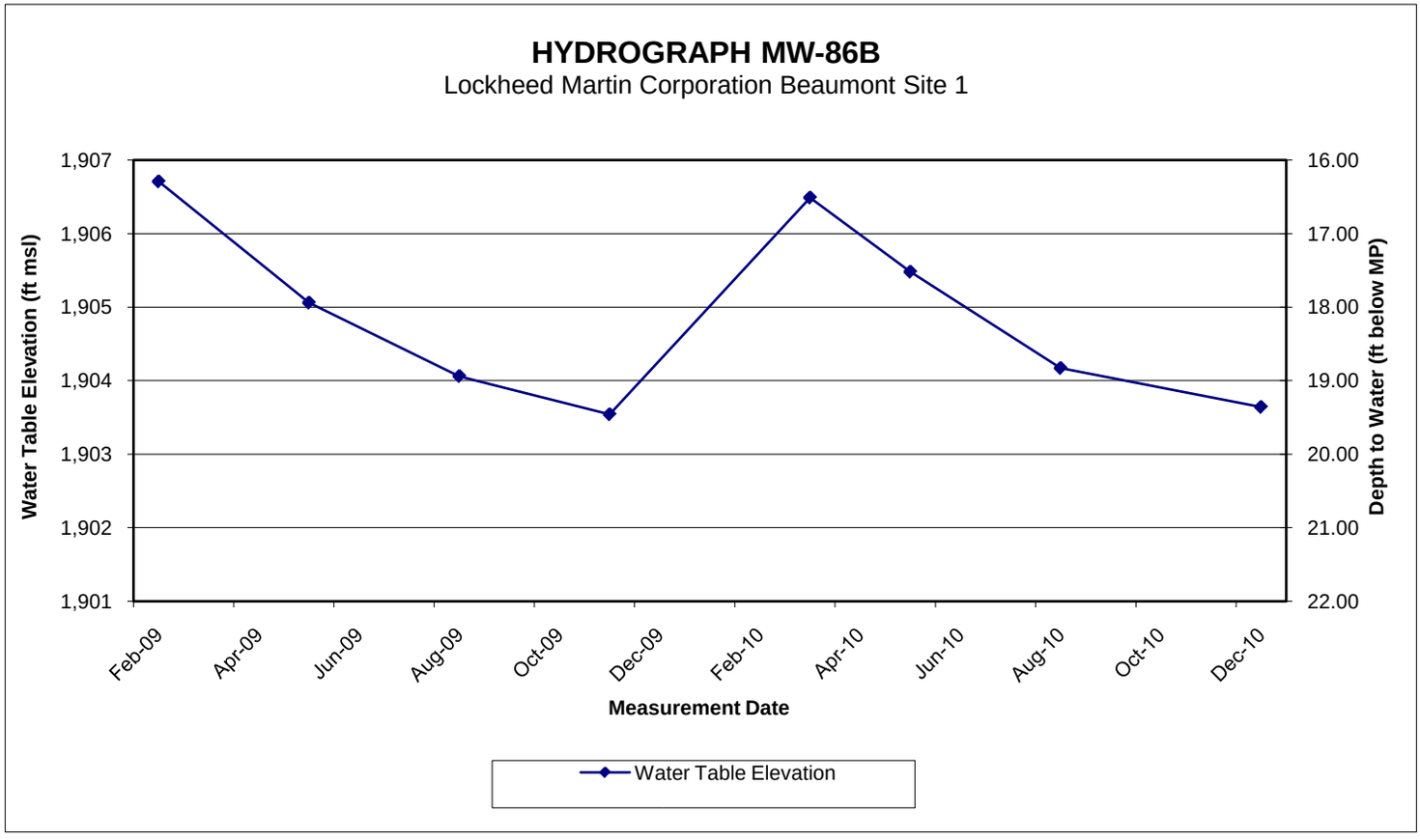
HYDROGRAPH MW-86B
Lockheed Martin Corporation Beaumont Site 1
Water Table Elevation (ft msl)
Depth to Water (ft below MP)
1,907
1,906
1,905
1,904
1,903
1,902
1,901
16.00
17.00
18.00
19.00
20.00
21.00
22.00
Feb-09
Apr-09
Jun-09
Aug-09
Oct-09
Dec-09
Feb-10
Apr-10
Jun-10
Aug-10
Oct-10
Dec-10
Measurement Date
Water Table Elevation

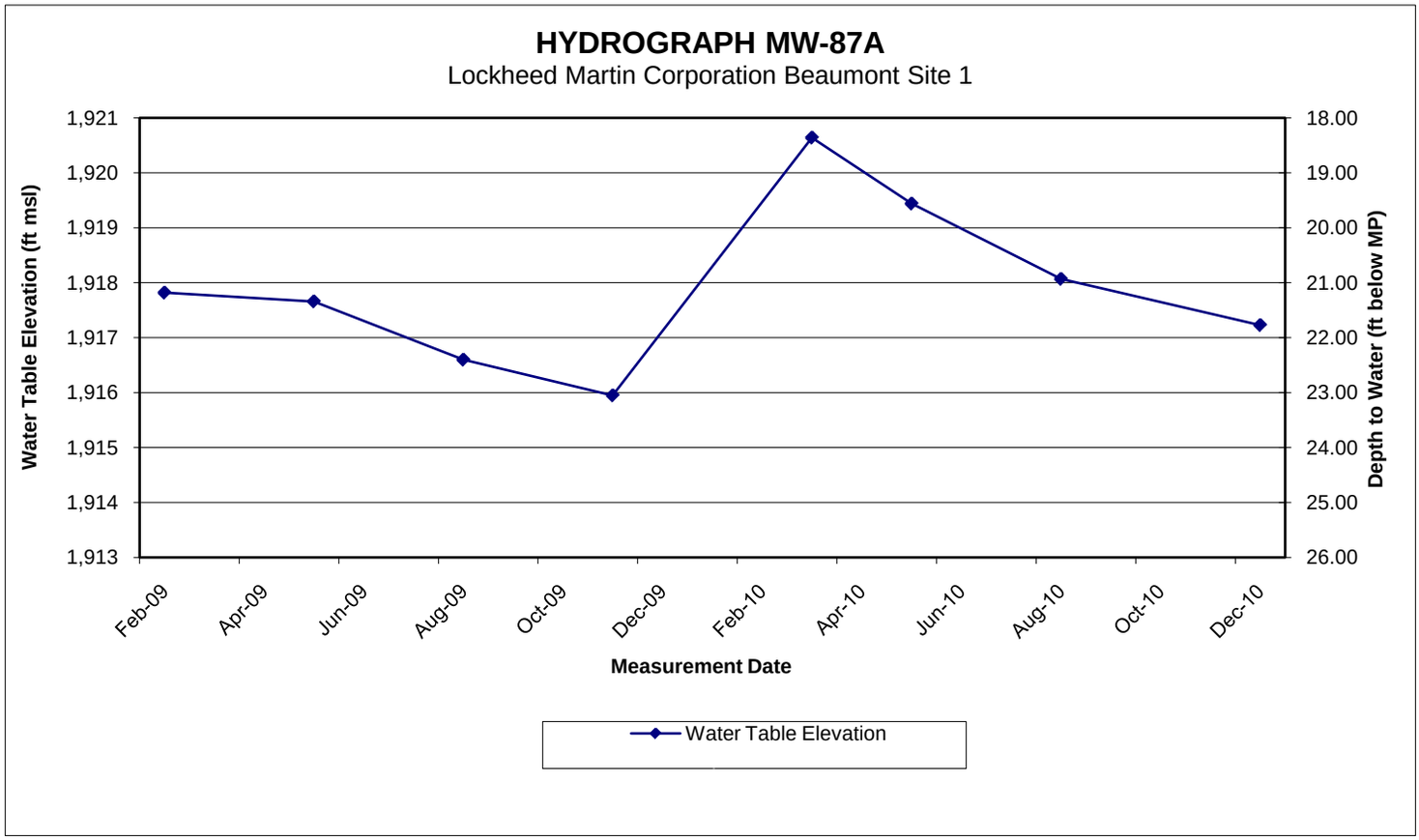
HYDROGRAPH MW-87A
Lockheed Martin Corporation Beaumont Site 1
Water Table Elevation (ft msl)
Depth to Water (ft below MP)
1,921
1,920
1,919
1,918
1,917
1,916
1,915
1,914
1,913
18.00
19.00
20.00
21.00
22.00
23.00
24.00
25.00
26.00
Feb-09
Apr-09
Jun-09
Aug-09
Oct-09
Dec-09
Feb-10
Apr-10
Jun-10
Aug-10
Oct-10
Dec-10
Measurement Date
Water Table Elevation

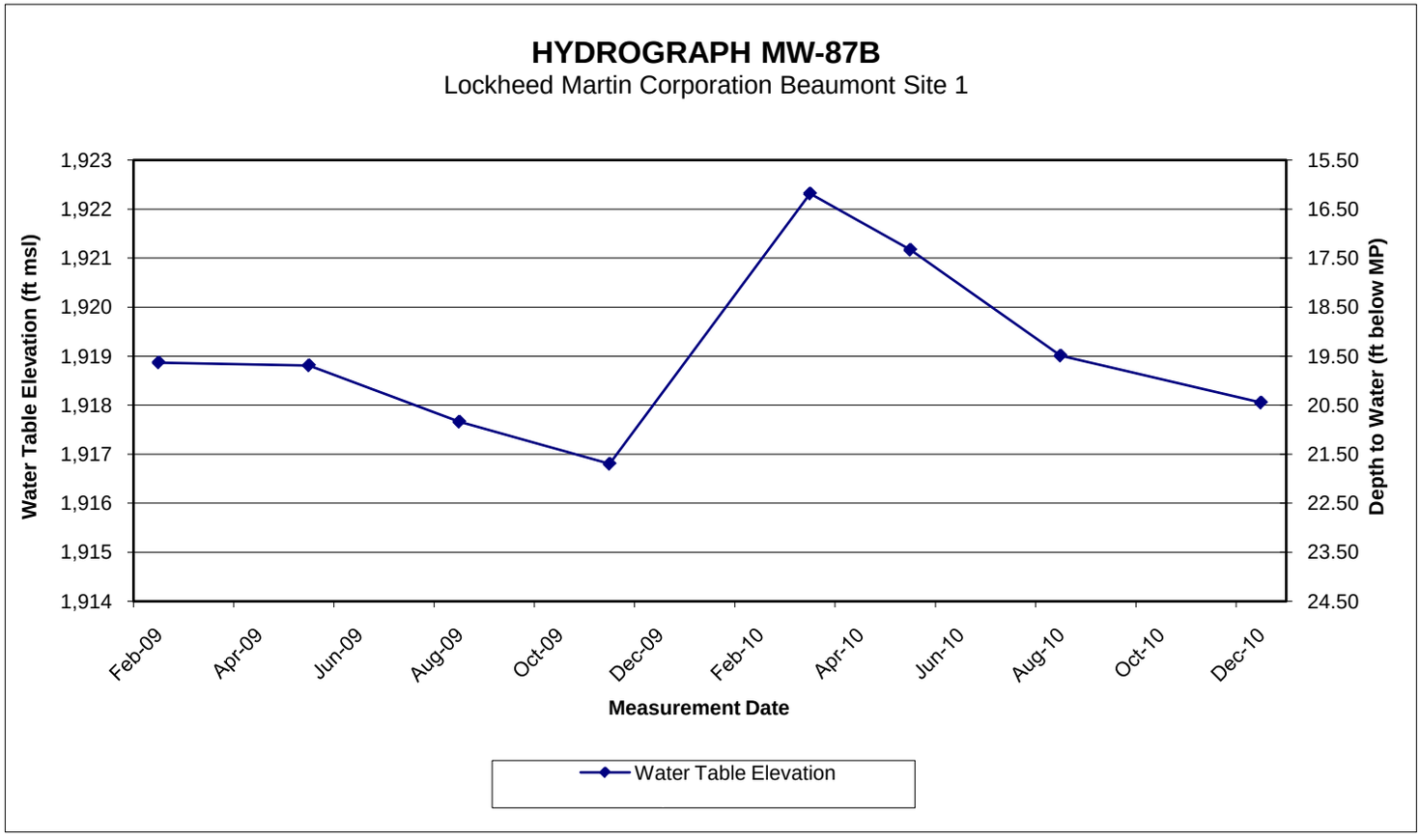
HYDROGRAPH MW-87B
Lockheed Martin Corporation Beaumont Site 1
Water Table Elevation (ft msl)
Depth to Water (ft below MP)
1,923
1,922
1,921
1,920
1,919
1,918
1,917
1,916
1,915
1,914
15.50
16.50
17.50
18.50
19.50
20.50
21.50
22.50
23.50
24.50
Feb-09
Apr-09
Jun-09
Aug-09
Oct-09
Dec-09
Feb-10
Apr-10
Jun-10
Aug-10
Oct-10
Dec-10
Measurement Date
Water Table Elevation

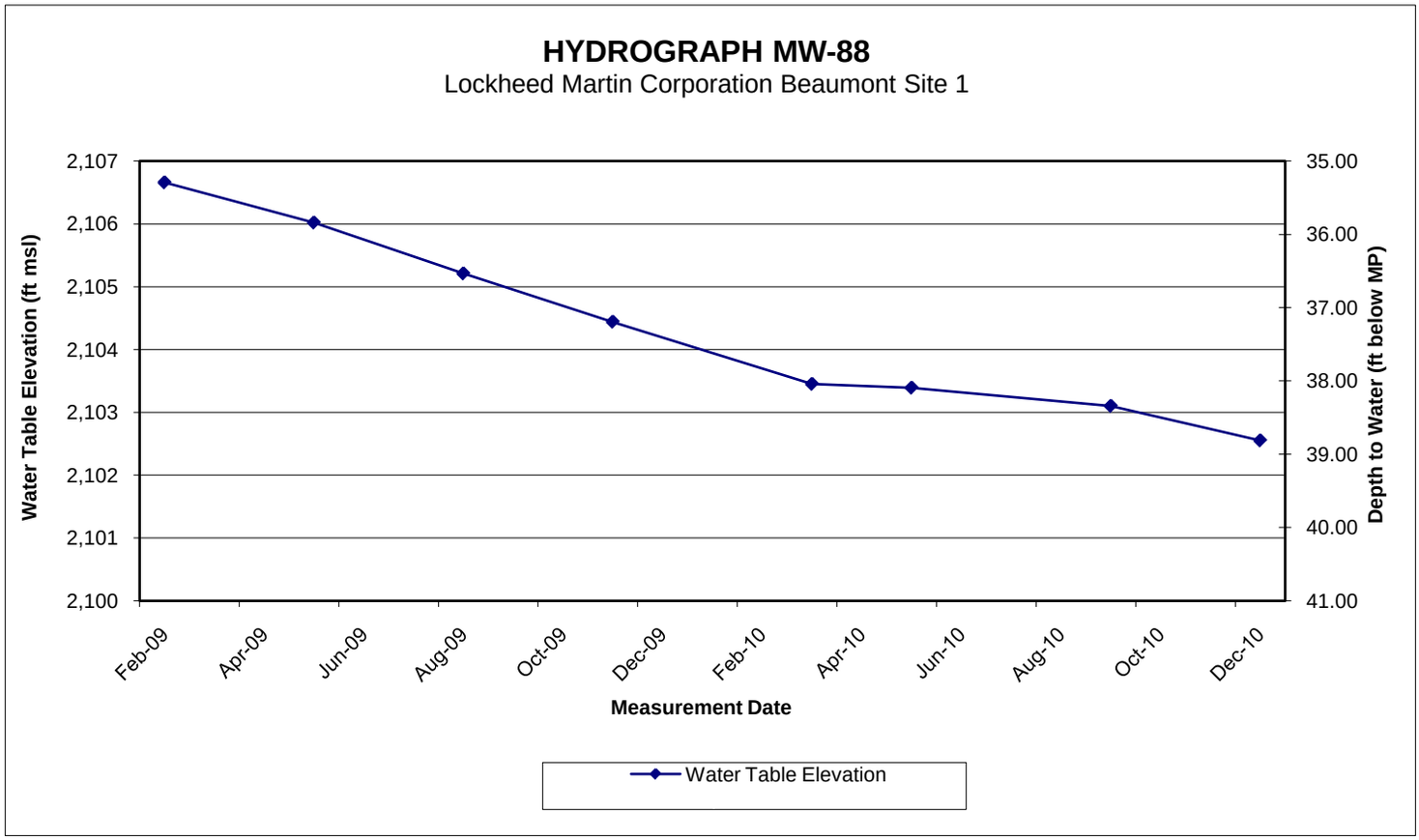
HYDROGRAPH MW-88
Lockheed Martin Corporation Beaumont Site 1
Water Table Elevation (ft msl)
2,107
2,106
2,105
2,104
2,103
2,102
2,101
2,100
Depth to Water (ft below MP)
35.00
36.00
37.00
38.00
39.00
40.00
41.00
Feb-09
Apr-09
Jun-09
Aug-09
Oct-09
Dec-09
Feb-10
Apr-10
Jun-10
Aug-10
Oct-10
Dec-10
Measurement Date
Water Table Elevation

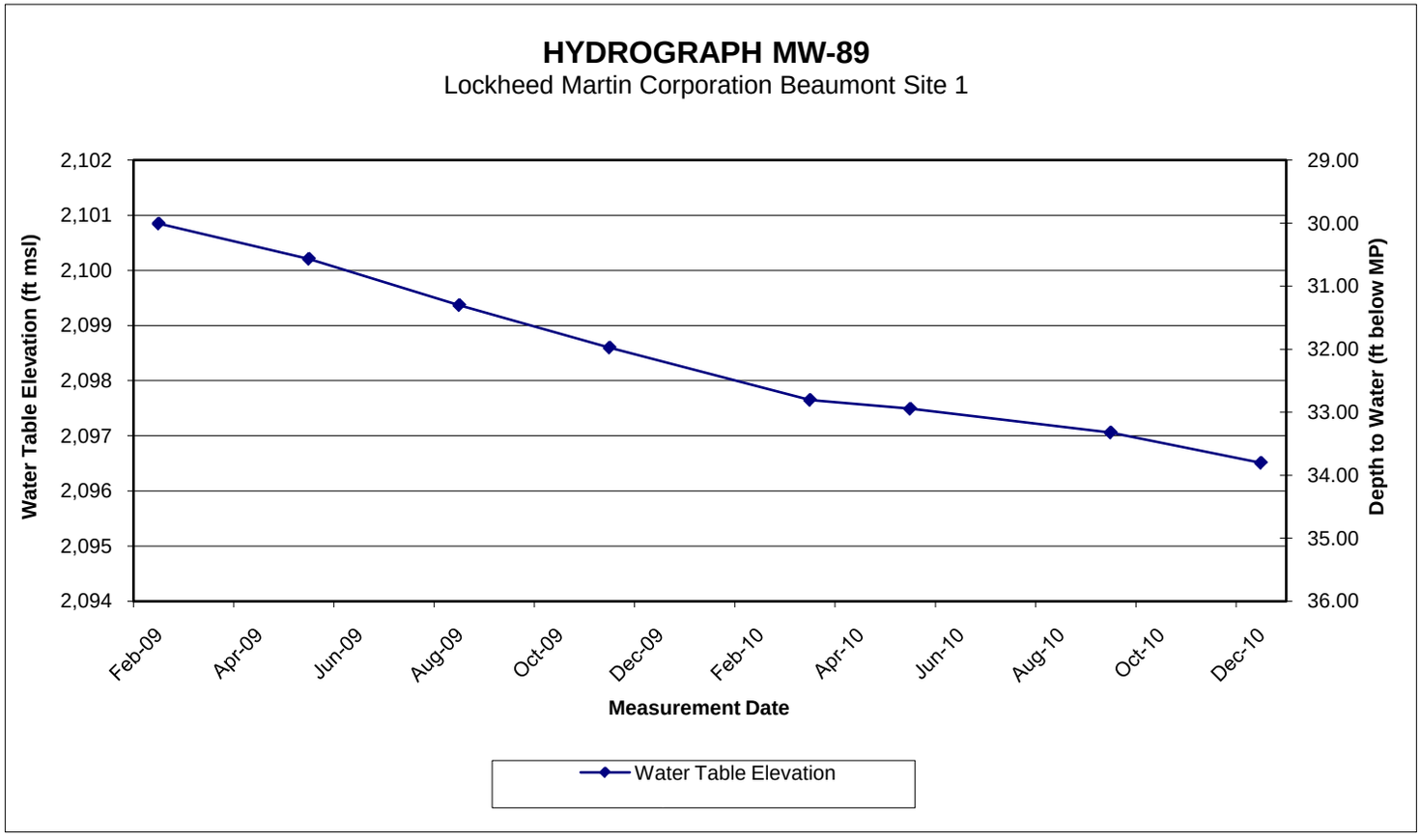
HYDROGRAPH MW-89
Lockheed Martin Corporation Beaumont Site 1
Water Table Elevation (ft msl)
2,102
2,101
2,100
2,099
2,098
2,097
2,096
2,095
2,094
Depth to Water (ft below MP)
29.00
30.00
31.00
32.00
33.00
34.00
35.00
36.00
Feb-09
Apr-09
Jun-09
Aug-09
Oct-09
Dec-09
Feb-10
Apr-10
Jun-10
Aug-10
Oct-10
Dec-10
Measurement Date
Water Table Elevation

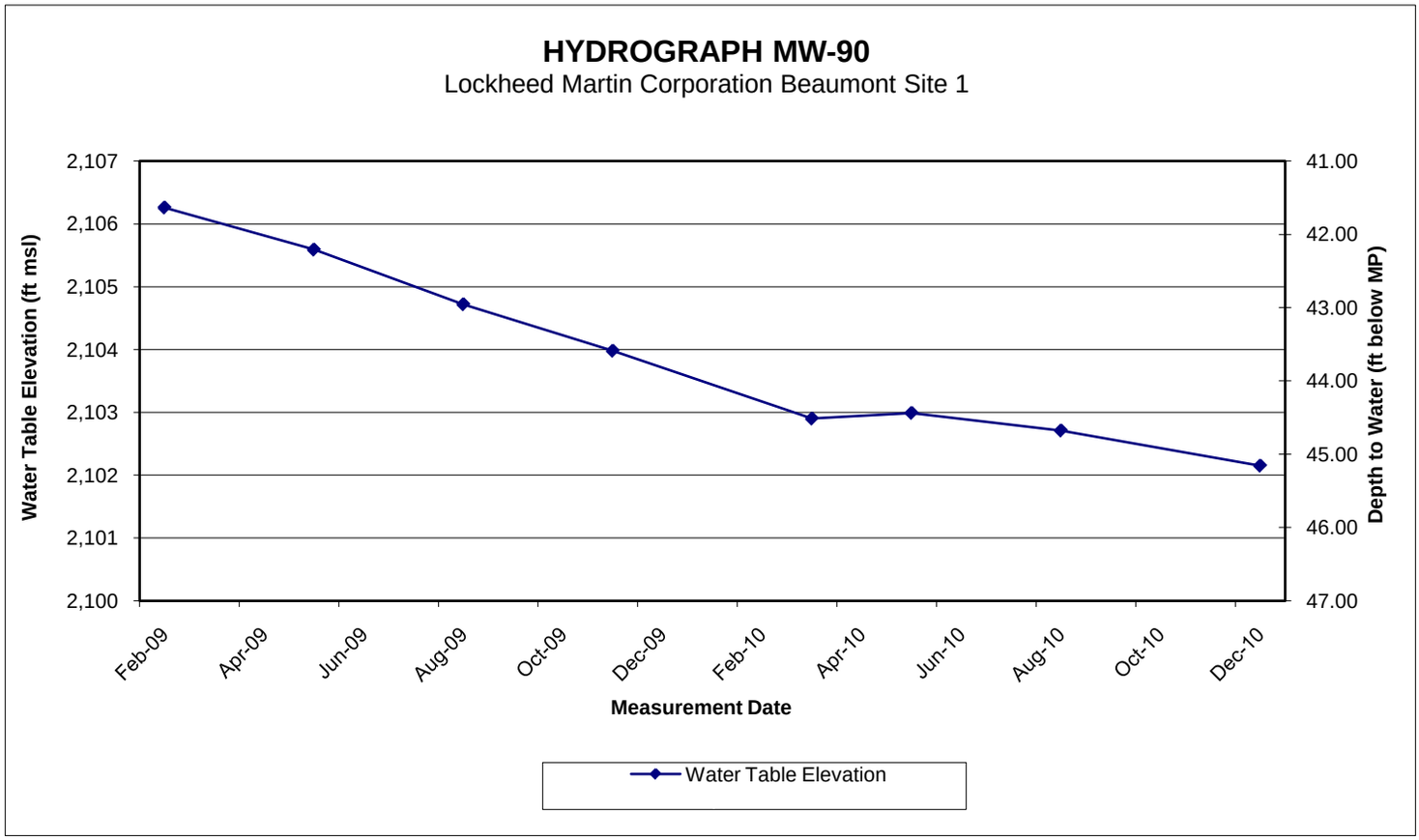
HYDROGRAPH MW-90
Lockheed Martin Corporation Beaumont Site 1
Water Table Elevation (ft msl)
2,107
2,106
2,105
2,104
2,103
2,102
2,101
2,100
Depth to Water (ft below MP)
41.00
42.00
43.00
44.00
45.00
46.00
47.00
Feb-09
Apr-09
Jun-09
Aug-09
Oct-09
Dec-09
Feb-10
Apr-10
Jun-10
Aug-10
Oct-10
Dec-10
Measurement Date
Water Table Elevation

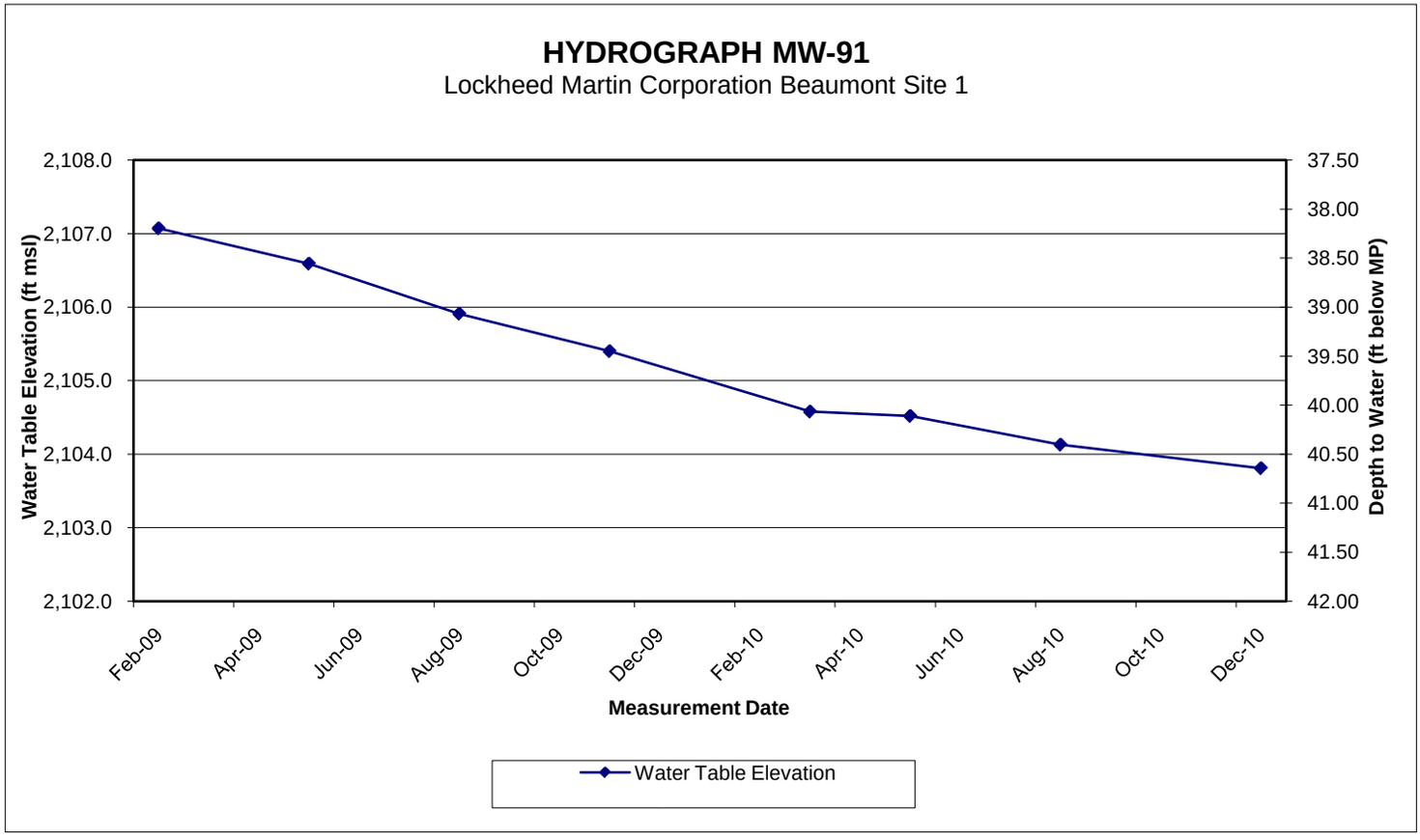
HYDROGRAPH MW-91
Lockheed Martin Corporation Beaumont Site 1
Water Table Elevation (ft msl)
2,108.0
2,107.0
2,106.0
2,105.0
2,104.0
2,103.0
2,102.0
Depth to Water (ft below MP)
37.50
38.00
38.50
39.00
39.50
40.00
40.50
41.00
41.50
42.00
Feb-09
Apr-09
Jun-09
Aug-09
Oct-09
Dec-09
Feb-10
Apr-10
Jun-10
Aug-10
Oct-10
Dec-10
Measurement Date
Water Table Elevation

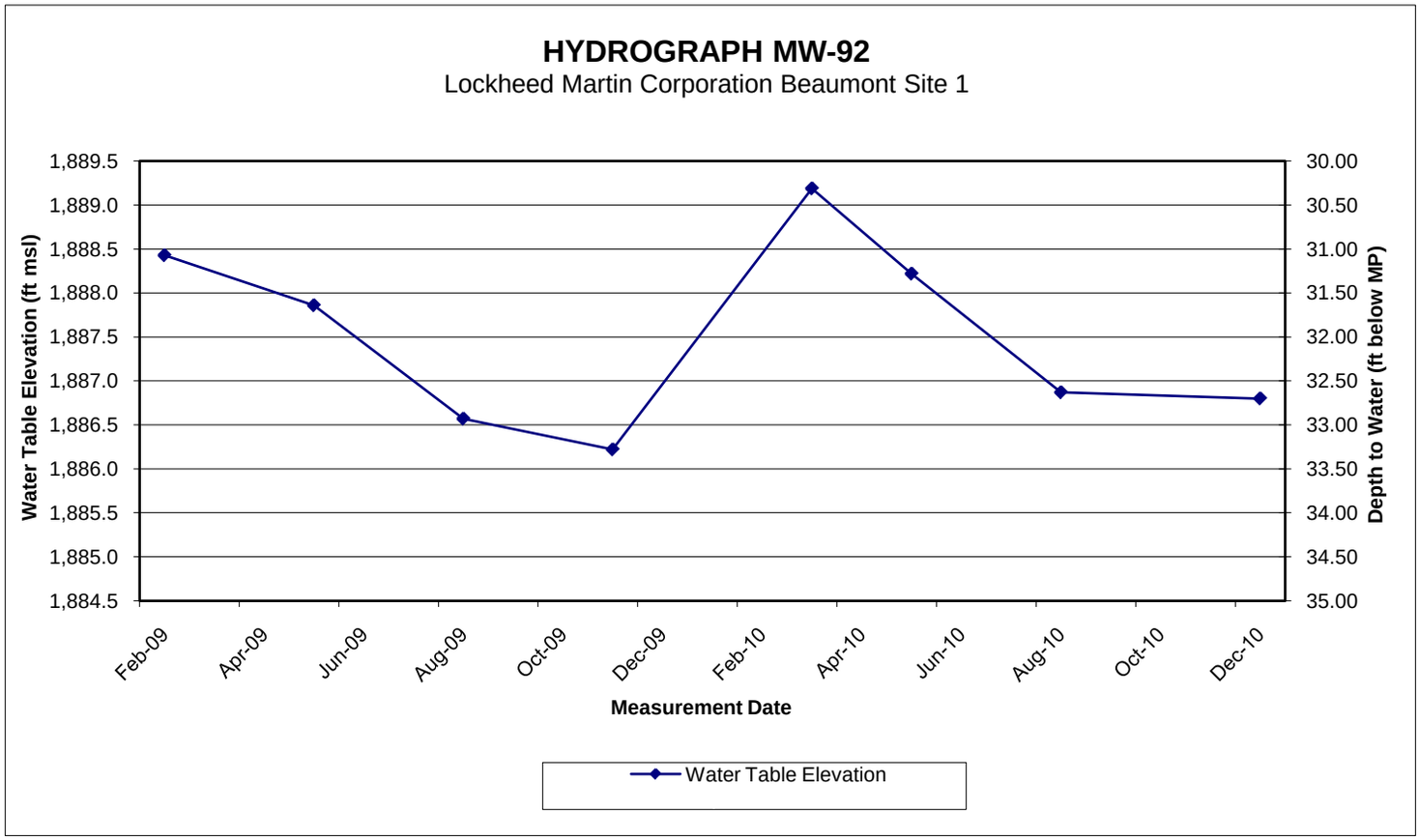
HYDROGRAPH MW-92
Lockheed Martin Corporation Beaumont Site 1
Water Table Elevation (ft msl)
Depth to Water (ft below MP)
1,889.5
1,889.0
1,888.5
1,888.0
1,887.5
1,887.0
1,886.5
1,886.0
1,885.5
1,885.0
1,884.5
30.00
30.50
31.00
31.50
32.00
32.50
33.00
33.50
34.00
34.50
35.00
Feb-09
Apr-09
Jun-09
Aug-09
Oct-09
Dec-09
Feb-10
Apr-10
Jun-10
Aug-10
Oct-10
Dec-10
Measurement Date
Water Table Elevation

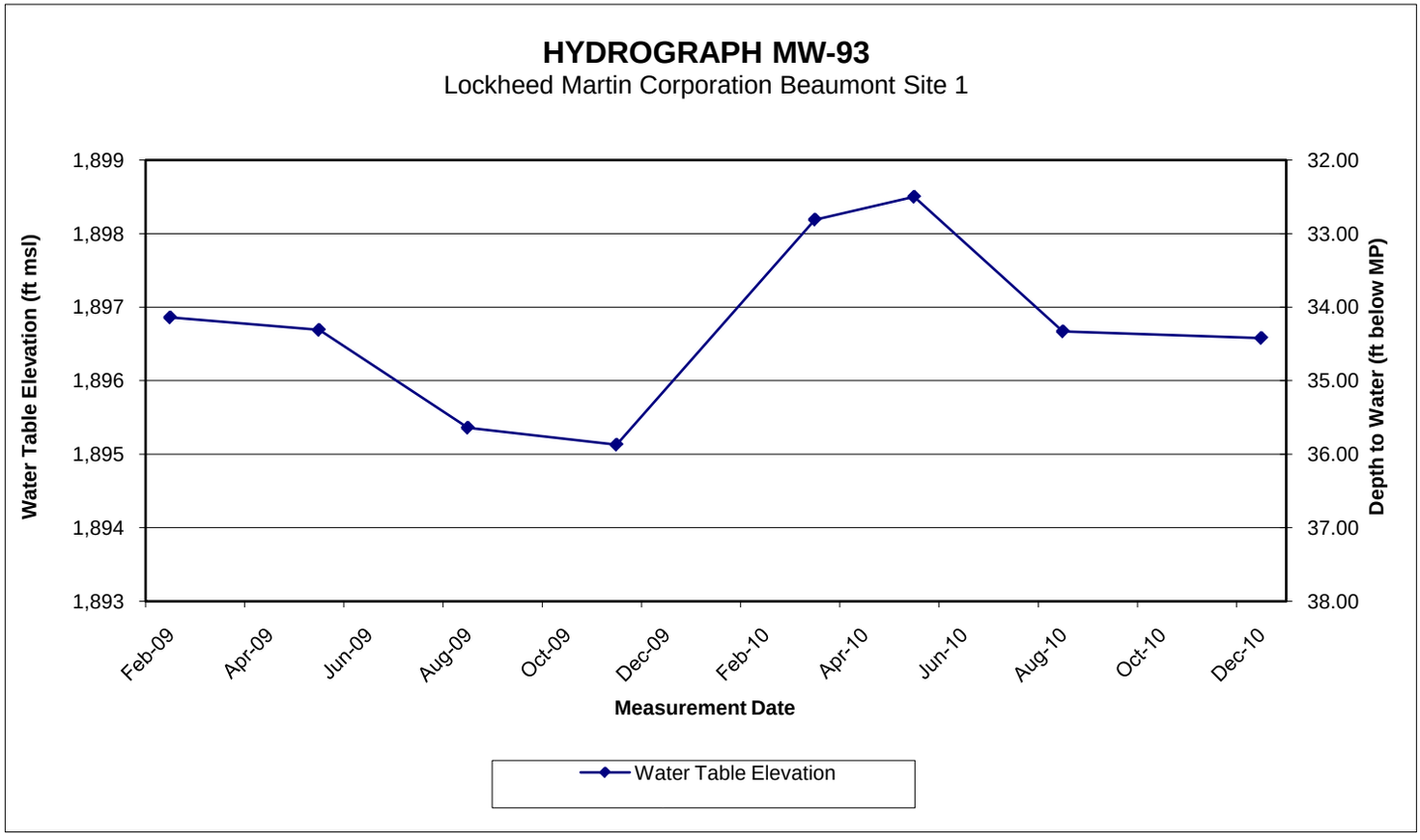
HYDROGRAPH MW-93
Lockheed Martin Corporation Beaumont Site 1
Water Table Elevation (ft msl)
Depth to Water (ft below MP)
1,899
1,898
1,897
1,896
1,895
1,894
1,893
32.00
33.00
34.00
35.00
36.00
37.00
38.00
Feb-09
Apr-09
Jun-09
Aug-09
Oct-09
Dec-09
Feb-10
Apr-10
Jun-10
Aug-10
Oct-10
Dec-10
Measurement Date
Water Table Elevation

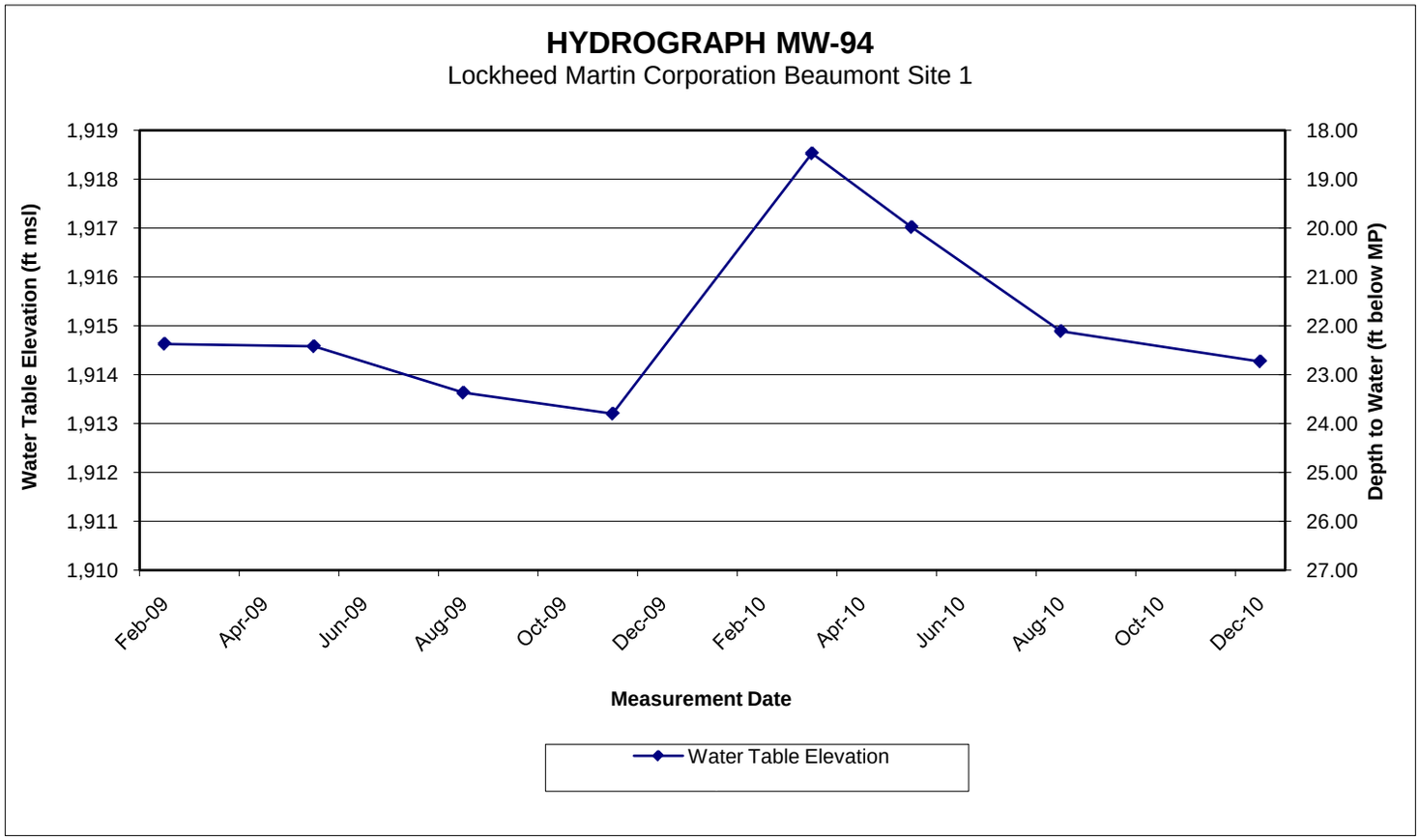
HYDROGRAPH MW-94
Lockheed Martin Corporation Beaumont Site 1
Water Table Elevation (ft msl)
Depth to Water (ft below MP)
1,919
1,918
1,917
1,916
1,915
1,914
1,913
1,912
1,911
1,910
18.00
19.00
20.00
21.00
22.00
23.00
24.00
25.00
26.00
27.00
Feb-09
Apr-09
Jun-09
Aug-09
Oct-09
Dec-09
Feb-10
Apr-10
Jun-10
Aug-10
Oct-10
Dec-10
Measurement Date
Water Table Elevation

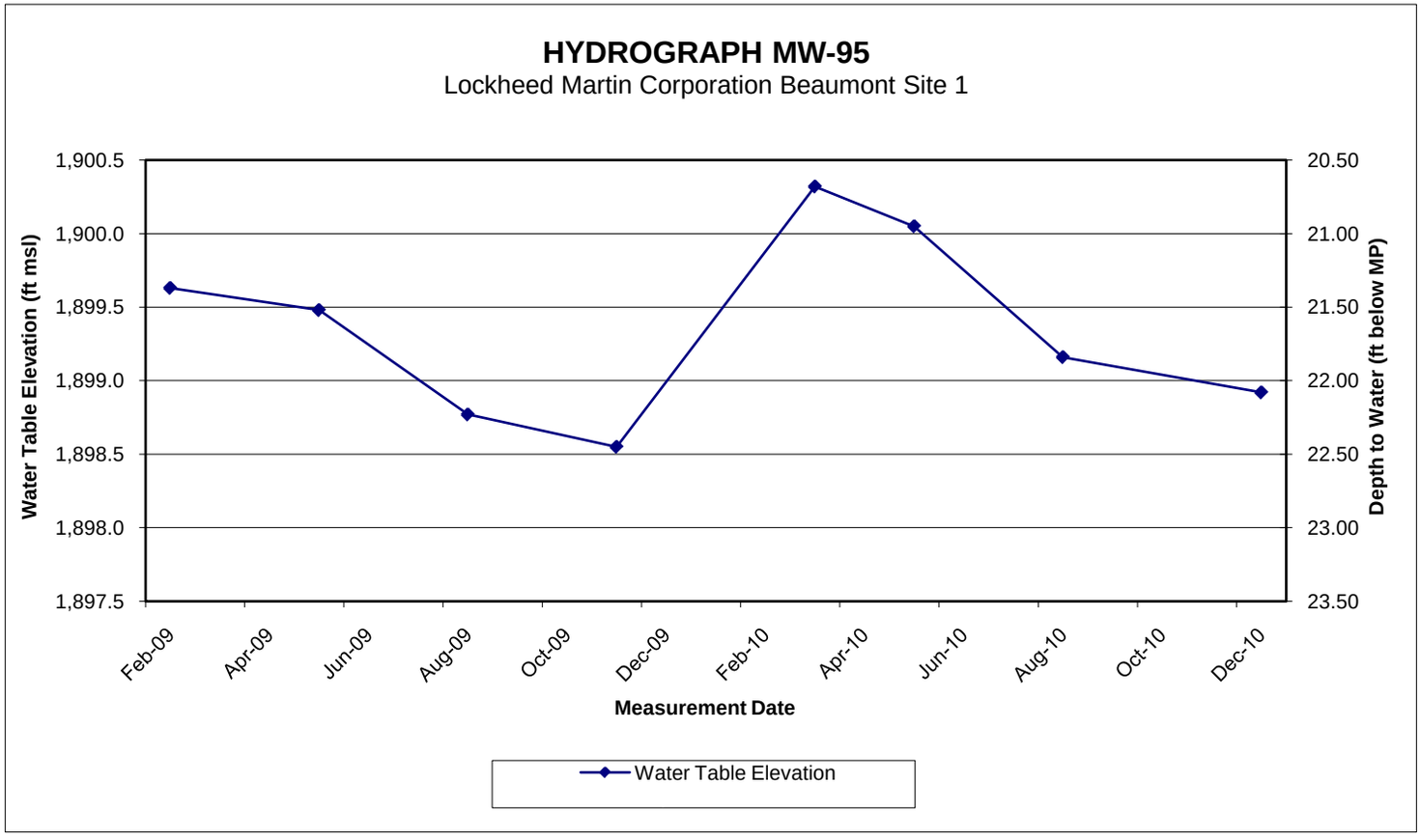
HYDROGRAPH MW-95
Lockheed Martin Corporation Beaumont Site 1
Water Table Elevation (ft msl)
Depth to Water (ft below MP)
1,900.5
1,900.0
1,899.5
1,899.0
1,898.5
1,898.0
1,897.5
20.50
21.00
21.50
22.00
22.50
23.00
23.50
Feb-09
Apr-09
Jun-09
Aug-09
Oct-09
Dec-09
Feb-10
Apr-10
Jun-10
Aug-10
Oct-10
Dec-10
Measurement Date
Water Table Elevation

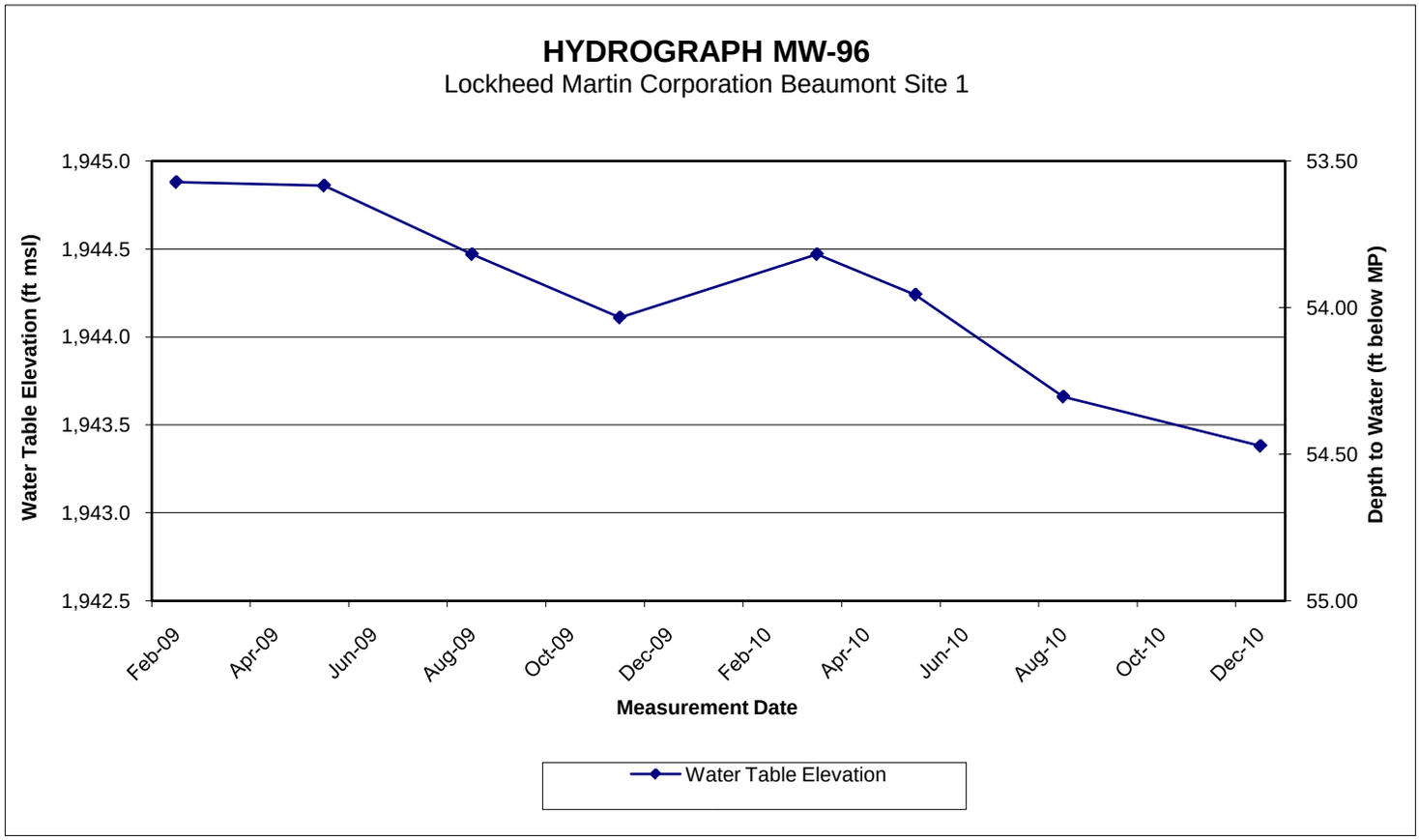
HYDROGRAPH MW-96
Lockheed Martin Corporation Beaumont Site 1
Water Table Elevation (ft msl)
1,945.0
1,944.5
1,944.0
1,943.5
1,943.0
1,942.5
Depth to Water (ft below MP)
53.50
54.00
54.50
55.00
Feb-09
Apr-09
Jun-09
Aug-09
Oct-09
Dec-09
Feb-10
Apr-10
Jun-10
Aug-10
Oct-10
Dec-10
Measurement Date
Water Table Elevation

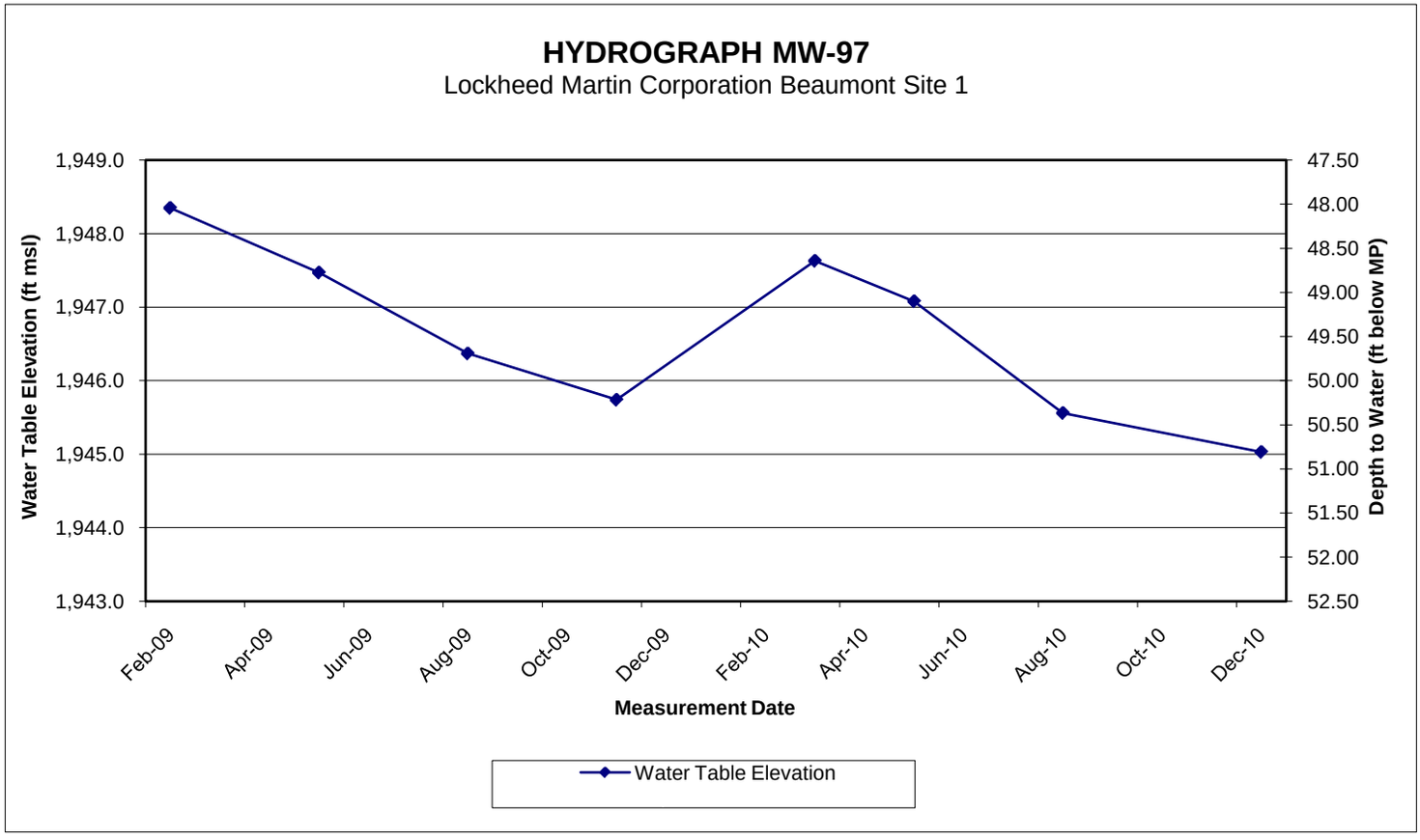
HYDROGRAPH MW-97
Lockheed Martin Corporation Beaumont Site 1
Water Table Elevation (ft msl)
1,949.0
1,948.0
1,947.0
1,946.0
1,945.0
1,944.0
1,943.0
Depth to Water (ft below MP)
47.50
48.00
48.50
49.00
49.50
50.00
50.50
51.00
51.50
52.00
52.50
Feb-09
Apr-09
Jun-09
Aug-09
Oct-09
Dec-09
Feb-10
Apr-10
Jun-10
Aug-10
Oct-10
Dec-10
Measurement Date
Water Table Elevation

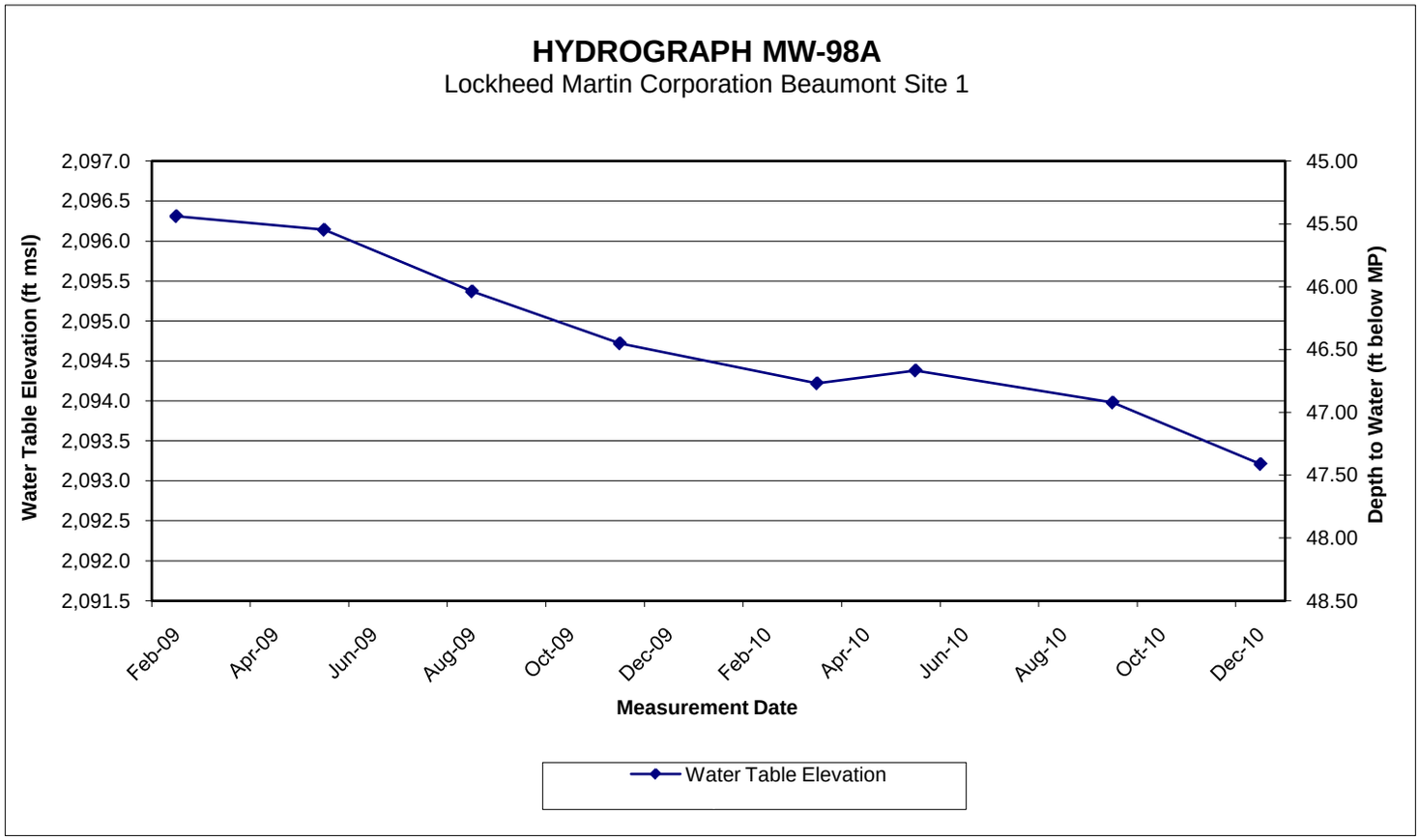
HYDROGRAPH MW-98A
Lockheed Martin Corporation Beaumont Site 1
Water Table Elevation (ft msl)
2,097.0
2,096.5
2,096.0
2,095.5
2,095.0
2,094.5
2,094.0
2,093.5
2,093.0
2,092.5
2,092.0
2,091.5
Depth to Water (ft below MP)
45.00
45.50
46.00
46.50
47.00
47.50
48.00
48.50
Feb-09
Apr-09
Jun-09
Aug-09
Oct-09
Dec-09
Feb-10
Apr-10
Jun-10
Aug-10
Oct-10
Dec-10
Measurement Date
Water Table Elevation

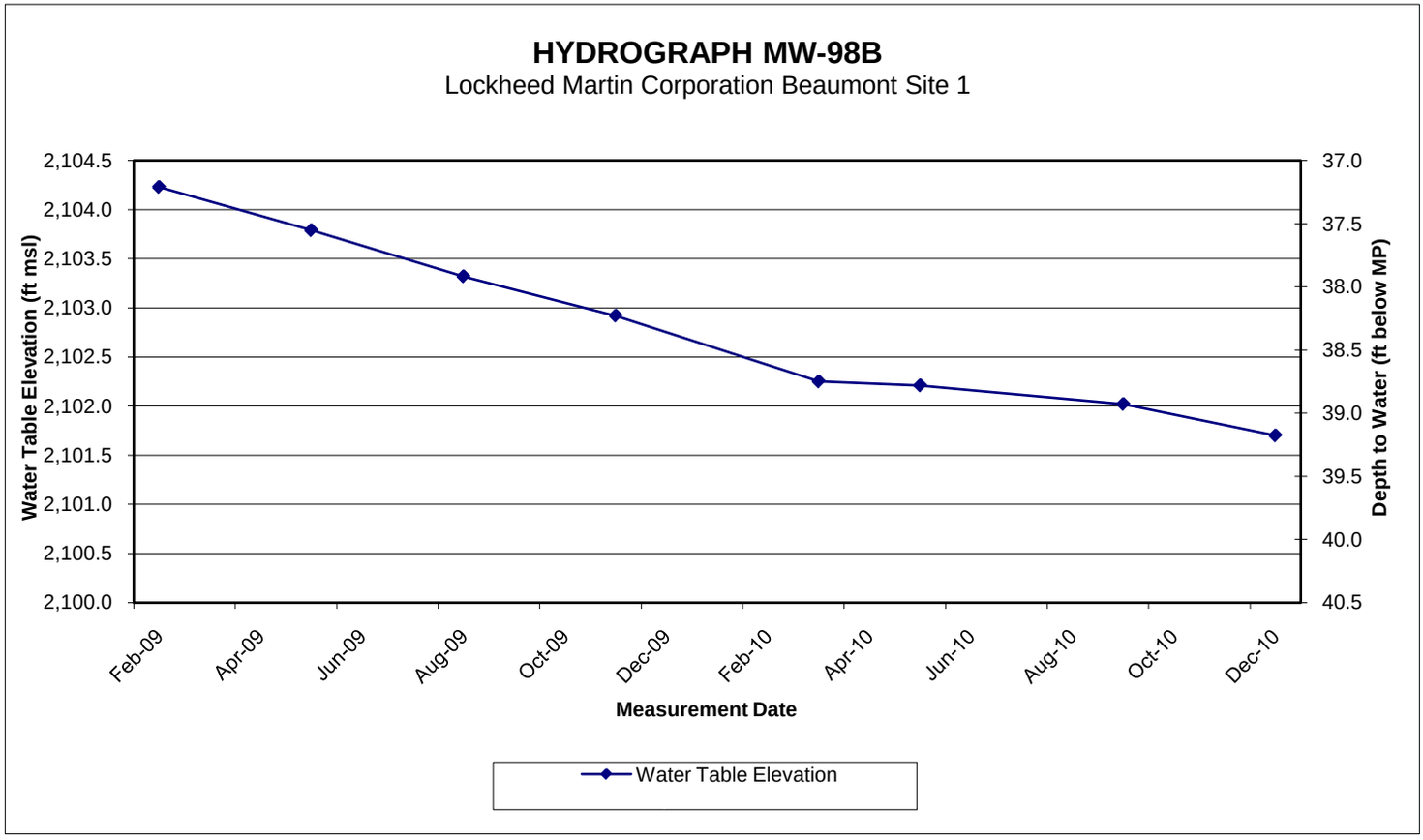
HYDROGRAPH MW-98B
Lockheed Martin Corporation Beaumont Site 1
Water Table Elevation (ft msl)
2,104.5
2,104.0
2,103.5
2,103.0
2,102.5
2,102.0
2,101.5
2,101.0
2,100.5
2,100.0
Depth to Water (ft below MP)
37.0
37.5
38.0
38.5
39.0
39.5
40.0
40.5
Feb-09
Apr-09
Jun-09
Aug-09
Oct-09
Dec-09
Feb-10
Apr-10
Jun-10
Aug-10
Oct-10
Dec-10
Measurement Date
Water Table Elevation

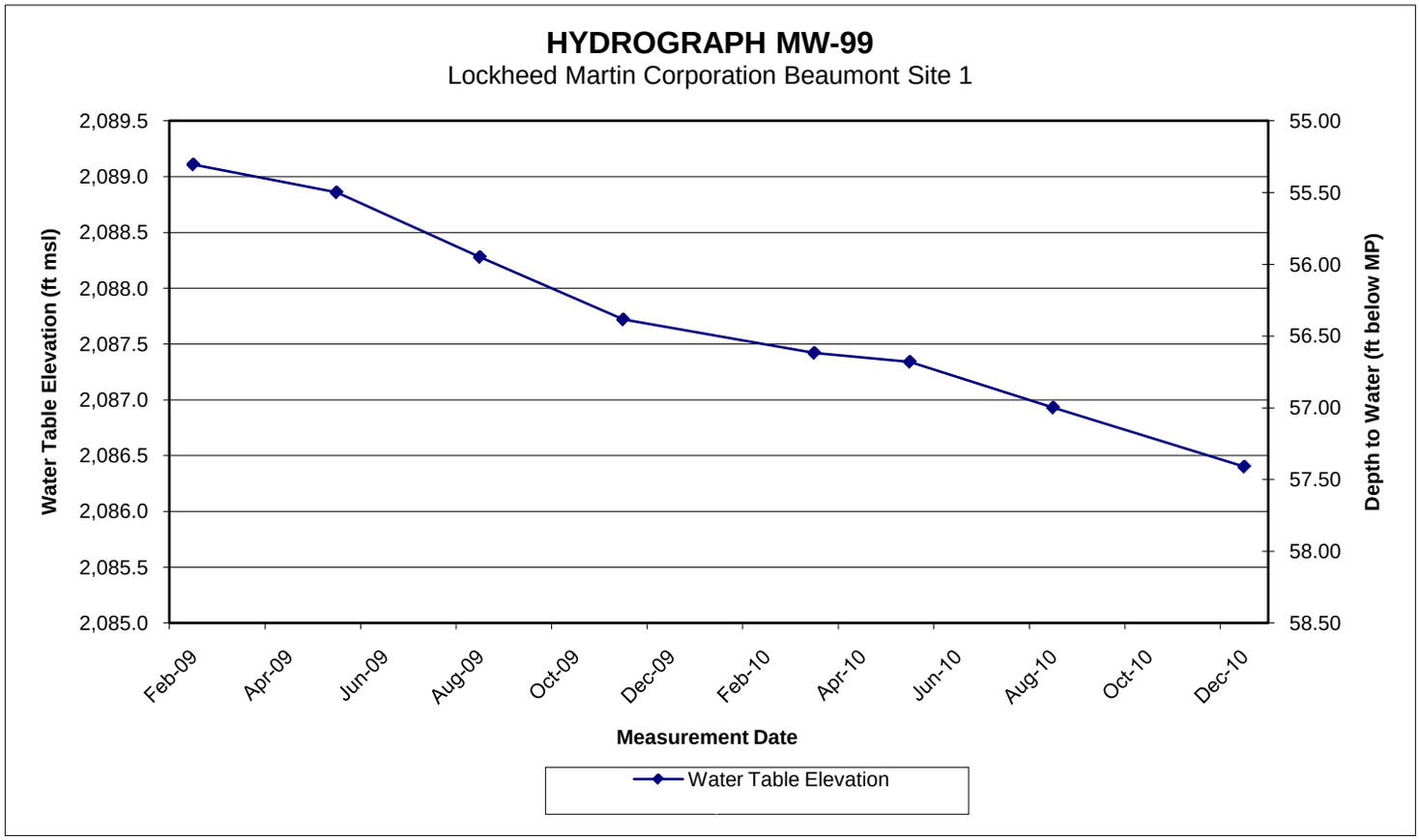
HYDROGRAPH MW-99
Lockheed Martin Corporation Beaumont Site 1
Water Table Elevation (ft msl)
2,089.5
2,089.0
2,088.5
2,088.0
2,087.5
2,087.0
2,086.5
2,086.0
2,085.5
2,085.0
Depth to Water (ft below MP)
55.00
55.50
56.00
56.50
57.00
57.50
58.00
58.50
Feb-09
Apr-09
Jun-09
Aug-09
Oct-09
Dec-09
Feb-10
Apr-10
Jun-10
Aug-10
Oct-10
Dec-10
Measurement Date
Water Table Elevation

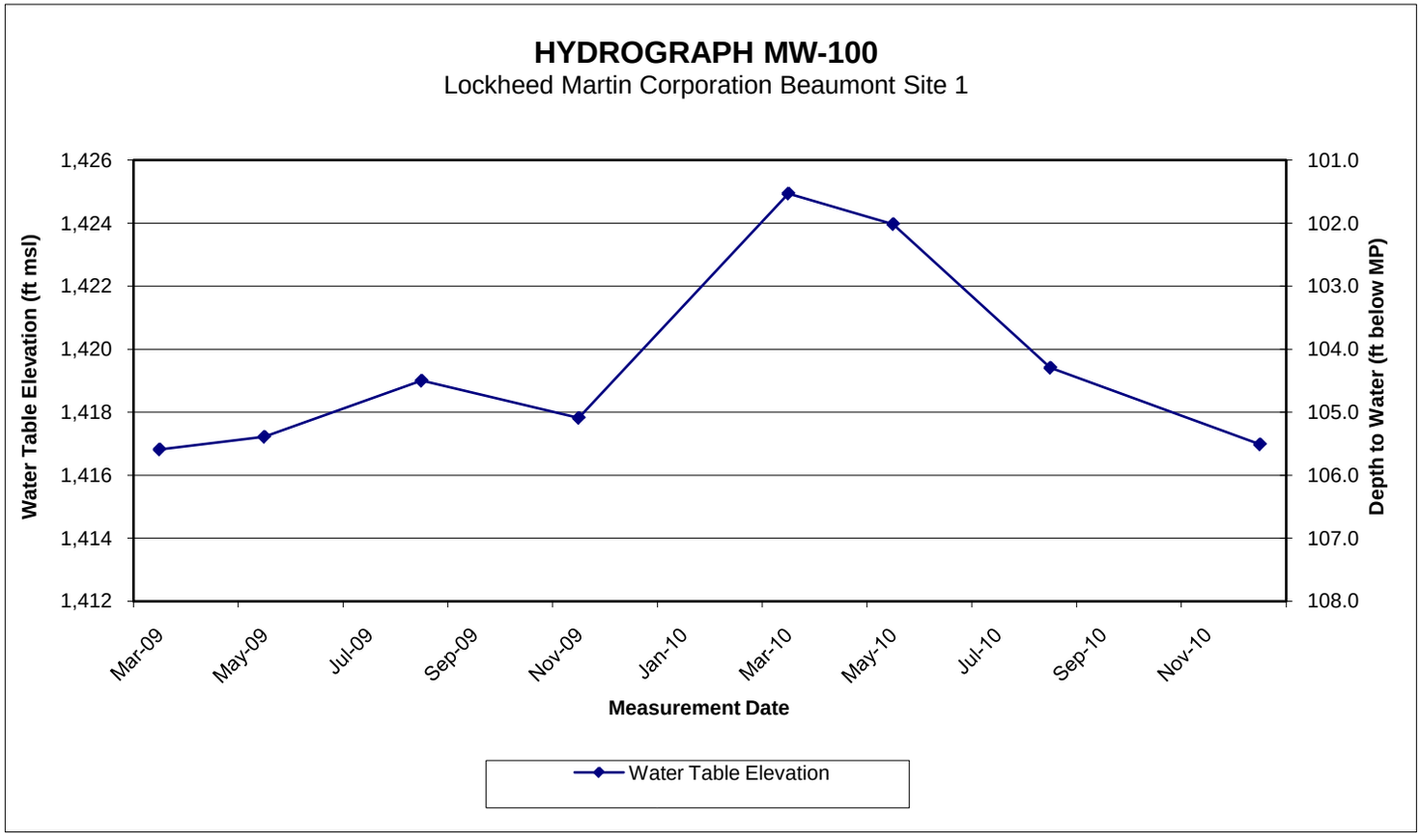
HYDROGRAPH MW-100
Lockheed Martin Corporation Beaumont Site 1
Water Table Elevation (ft msl)
1,426
1,424
1,422
1,420
1,418
1,416
1,414
1,412
Depth to Water (ft below MP)
101.0
102.0
103.0
104.0
105.0
106.0
107.0
108.0
Mar-09
May-09
Jul-09
Sep-09
Nov-09
Jan-10
Mar-10
May-10
Jul-10
Sep-10
Nov-10
Measurement Date
Water Table Elevation

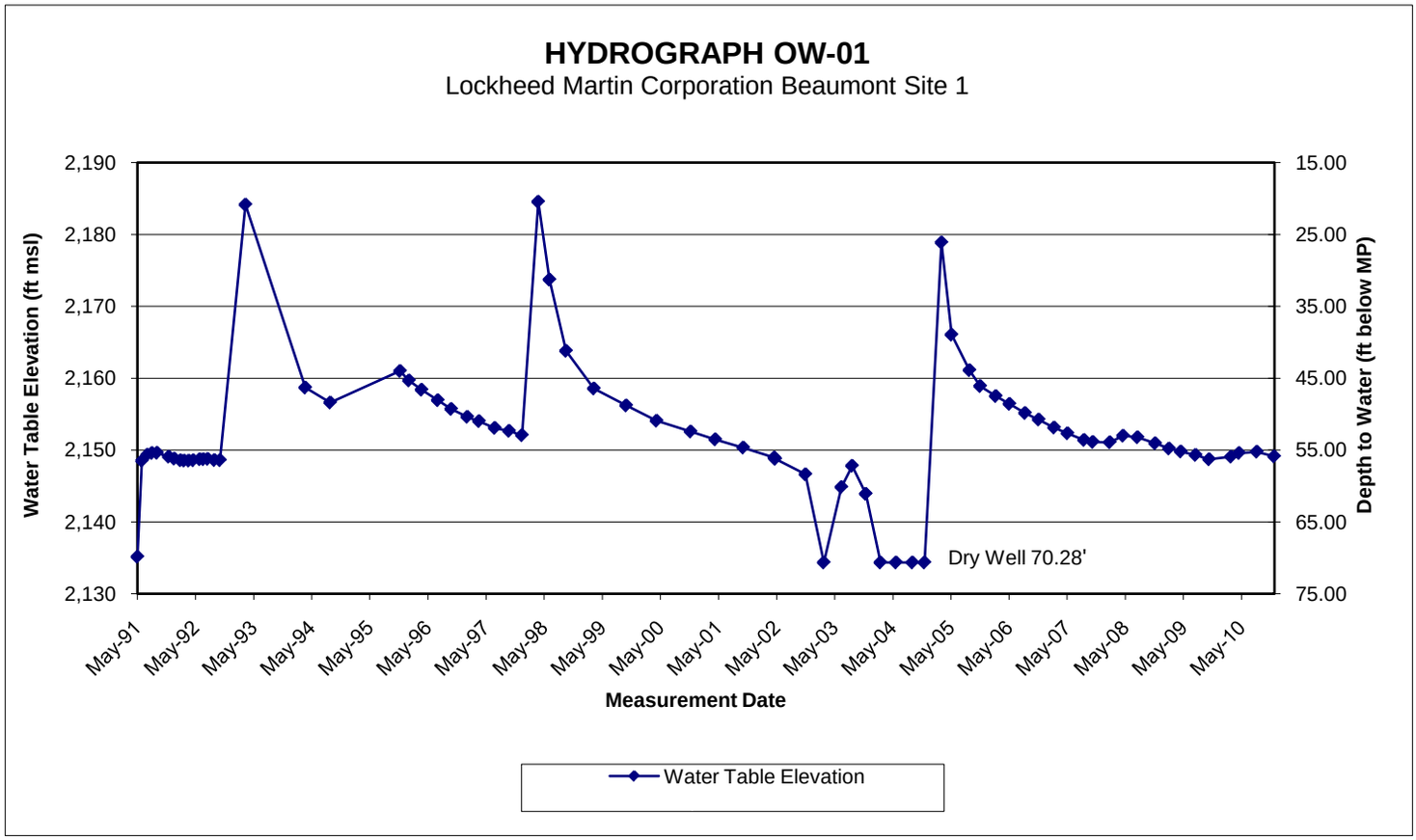
HYDROGRAPH OW-01
Lockheed Martin Corporation Beaumont Site 1
Water Table Elevation (ft msl)
Depth to Water (ft below MP)
2,190
2,180
2,170
2,160
2,150
2,140
2,130
15.00
25.00
35.00
45.00
55.00
65.00
75.00
Dry Well 70.28'
May-91
May-92
May-93
May-94
May-95
May-96
May-97
May-98
May-99
May-00
May-01
May-02
May-03
May-04
May-05
May-06
May-07
May-08
May-09
May-10
Measurement Date
Water Table Elevation

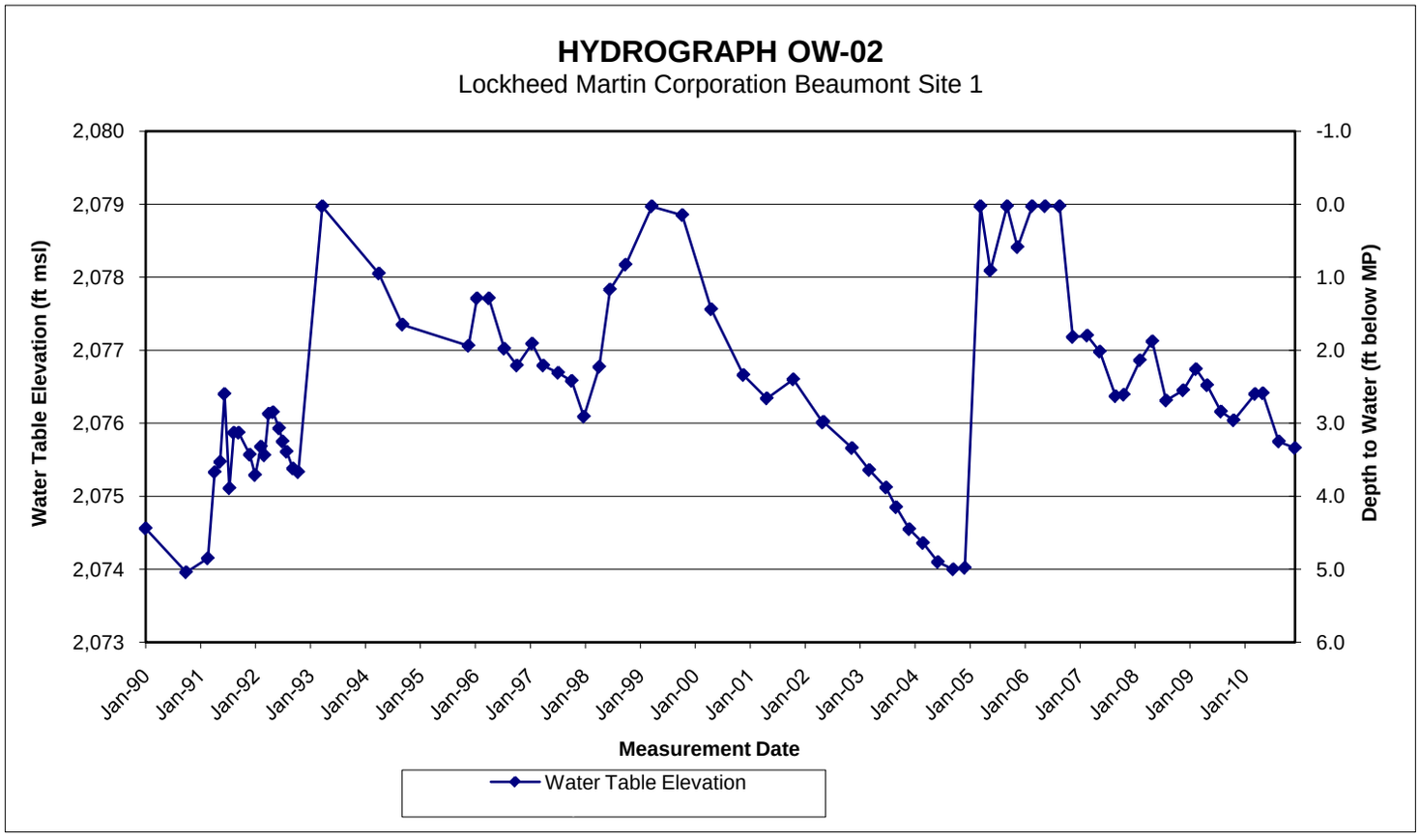
HYDROGRAPH OW-02
Lockheed Martin Corporation Beaumont Site 1
Water Table Elevation (ft msl)
Depth to Water (ft below MP)
2,080
2,079
2,078
2,077
2,076
2,075
2,074
2,073
-1.0
0.0
1.0
2.0
3.0
4.0
5.0
6.0
Jan-90
Jan-91
Jan-92
Jan-93
Jan-94
Jan-95
Jan-96
Jan-97
Jan-98
Jan-99
Jan-00
Jan-01
Jan-02
Jan-03
Jan-04
Jan-05
Jan-06
Jan-07
Jan-08
Jan-09
Jan-10
Measurement Date
Water Table Elevation

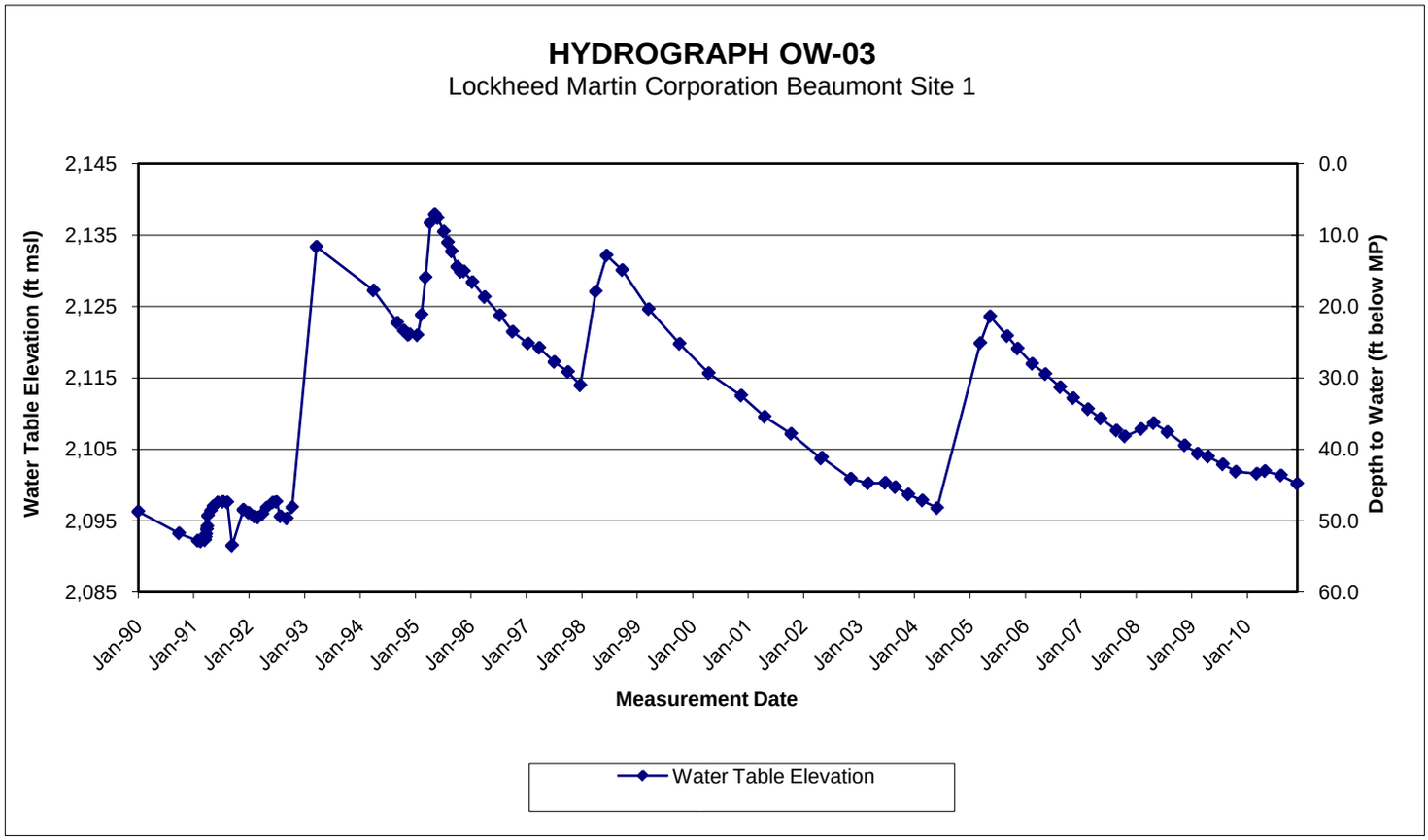
HYDROGRAPH OW-03
Lockheed Martin Corporation Beaumont Site 1
Water Table Elevation (ft msl)
Depth to Water (ft below MP)
2,145
2,135
2,125
2,115
2,105
2,095
2,085
0.0
10.0
20.0
30.0
40.0
50.0
60.0
Jan-90
Jan-91
Jan-92
Jan-93
Jan-94
Jan-95
Jan-96
Jan-97
Jan-98
Jan-99
Jan-00
Jan-01
Jan-02
Jan-03
Jan-04
Jan-05
Jan-06
Jan-07
Jan-08
Jan-09
Jan-10
Measurement Date
Water Table Elevation

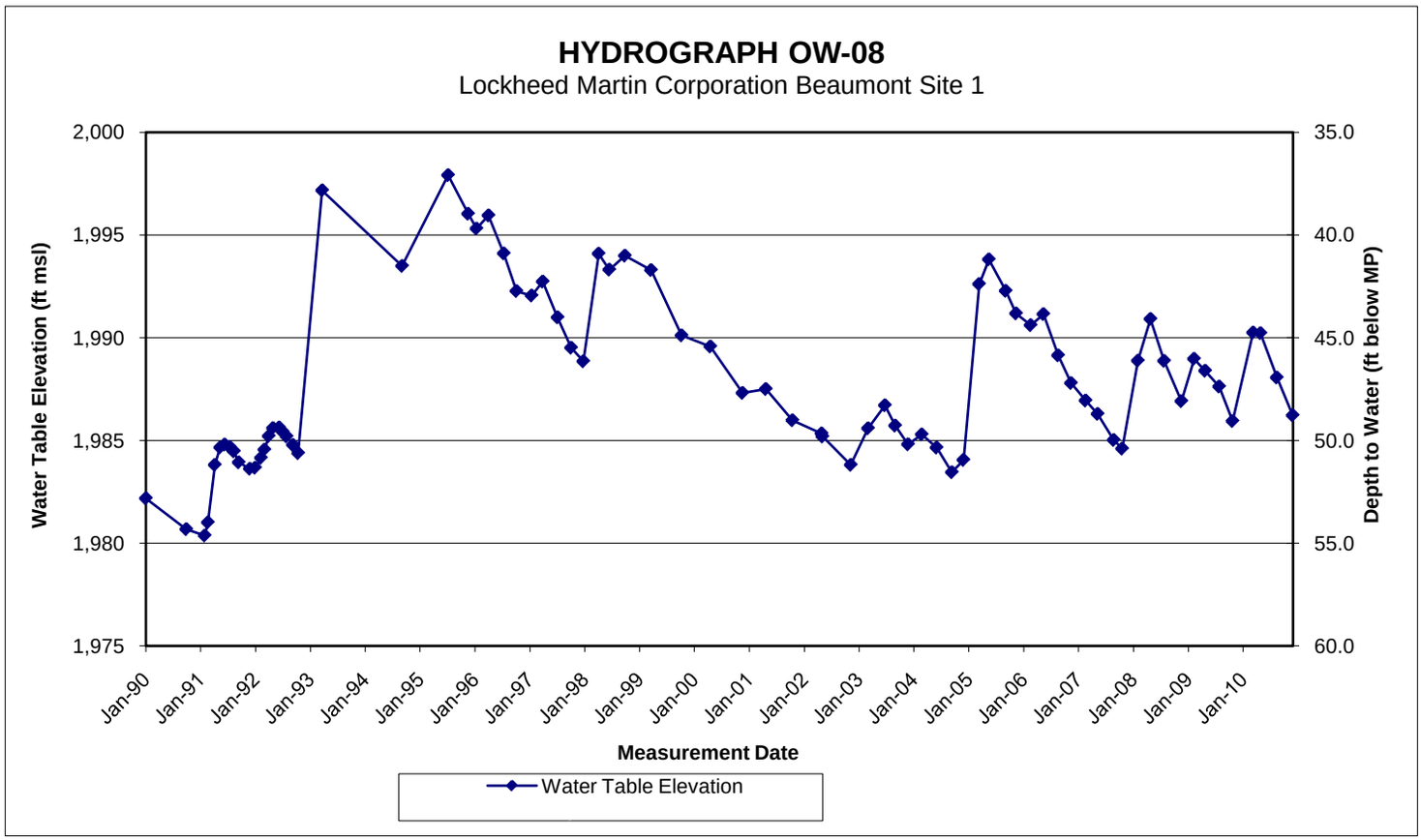
HYDROGRAPH OW-08
Lockheed Martin Corporation Beaumont Site 1
Water Table Elevation (ft msl)
Depth to Water (ft below MP)
2,000
1,995
1,990
1,985
1,980
1,975
35.0
40.0
45.0
50.0
55.0
60.0
Jan-90
Jan-91
Jan-92
Jan-93
Jan-94
Jan-95
Jan-96
Jan-97
Jan-98
Jan-99
Jan-00
Jan-01
Jan-02
Jan-03
Jan-04
Jan-05
Jan-06
Jan-07
Jan-08
Jan-09
Jan-10
Measurement Date
Water Table Elevation

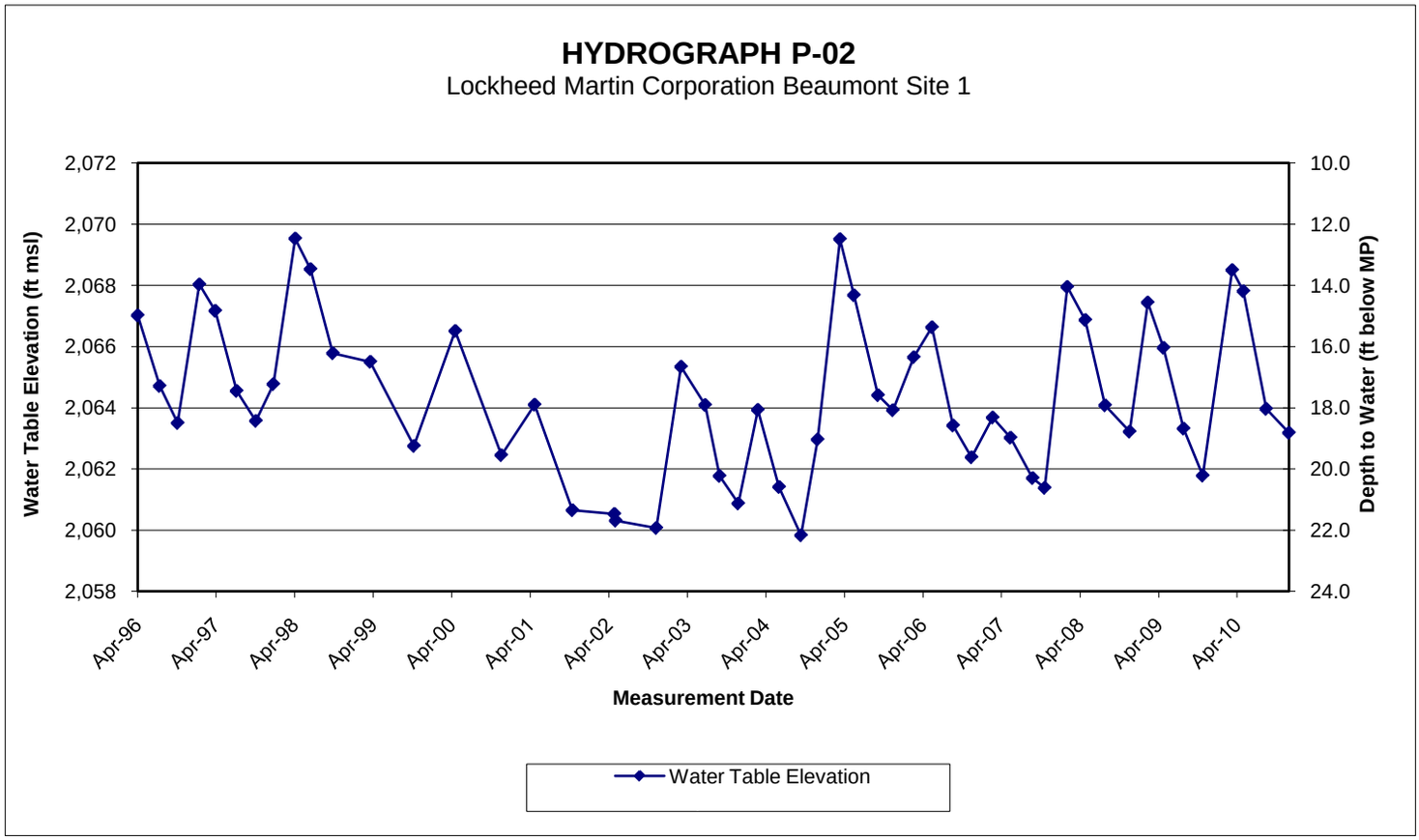
HYDROGRAPH P-02
Lockheed Martin Corporation Beaumont Site 1
Water Table Elevation (ft msl)
Depth to Water (ft below MP)
2,072
2,070
2,068
2,066
2,064
2,062
2,060
2,058
10.0
12.0
14.0
16.0
18.0
20.0
22.0
24.0
Apr-96
Apr-97
Apr-98
Apr-99
Apr-00
Apr-01
Apr-02
Apr-03
Apr-04
Apr-05
Apr-06
Apr-07
Apr-08
Apr-09
Apr-10
Measurement Date
Water Table Elevation

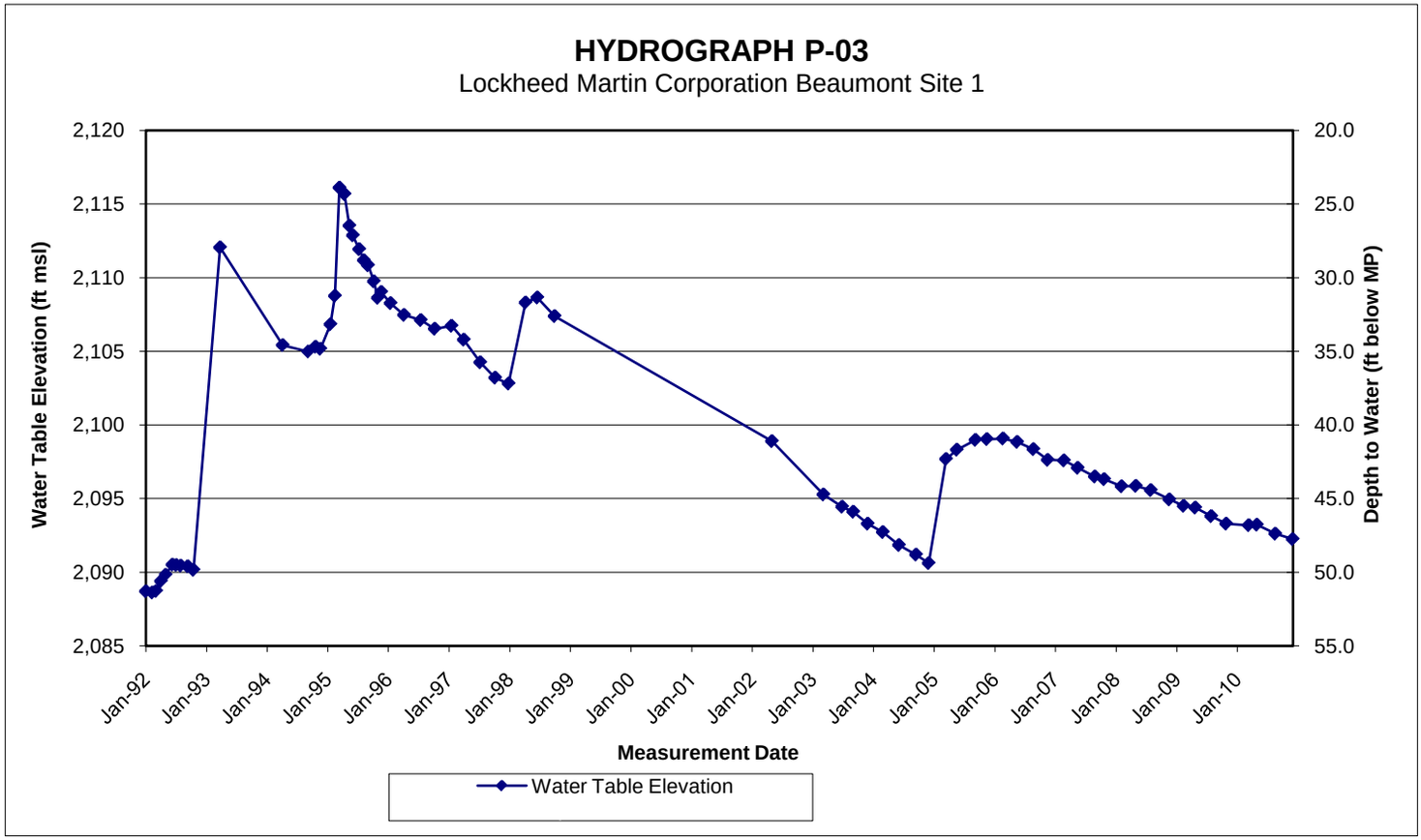
HYDROGRAPH P-03
Lockheed Martin Corporation Beaumont Site 1
Water Table Elevation (ft msl)
Depth to Water (ft below MP)
2,120
2,115
2,110
2,105
2,100
2,095
2,090
2,085
20.0
25.0
30.0
35.0
40.0
45.0
50.0
55.0
Jan-92
Jan-93
Jan-94
Jan-95
Jan-96
Jan-97
Jan-98
Jan-99
Jan-00
Jan-01
Jan-02
Jan-03
Jan-04
Jan-05
Jan-06
Jan-07
Jan-08
Jan-09
Jan-10
Measurement Date
Water Table Elevation

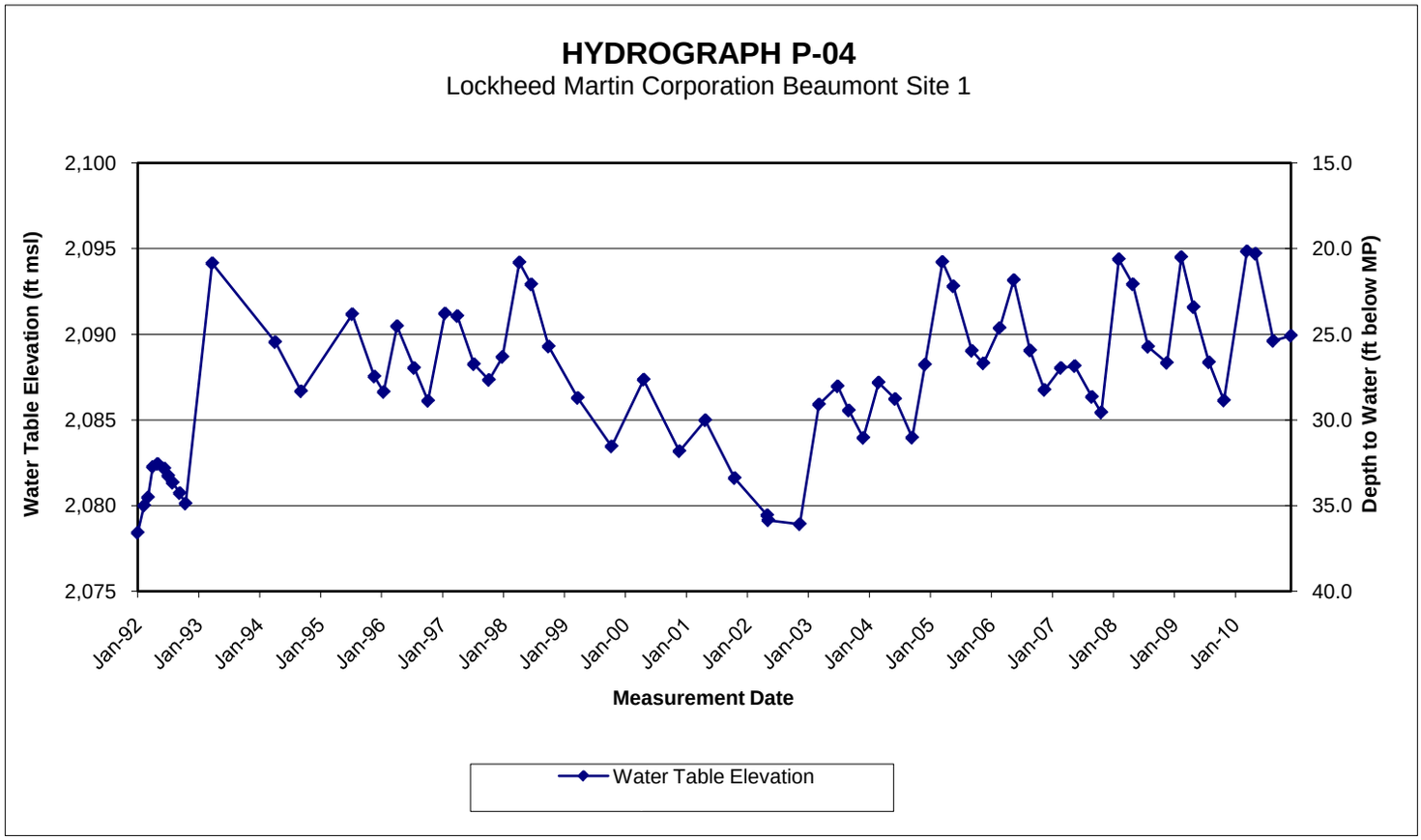
HYDROGRAPH P-04
Lockheed Martin Corporation Beaumont Site 1
Water Table Elevation (ft msl)
Depth to Water (ft below MP)
2,100
2,095
2,090
2,085
2,080
2,075
15.0
20.0
25.0
30.0
35.0
40.0
Jan-92
Jan-93
Jan-94
Jan-95
Jan-96
Jan-97
Jan-98
Jan-99
Jan-00
Jan-01
Jan-02
Jan-03
Jan-04
Jan-05
Jan-06
Jan-07
Jan-08
Jan-09
Jan-10
Measurement Date
Water Table Elevation

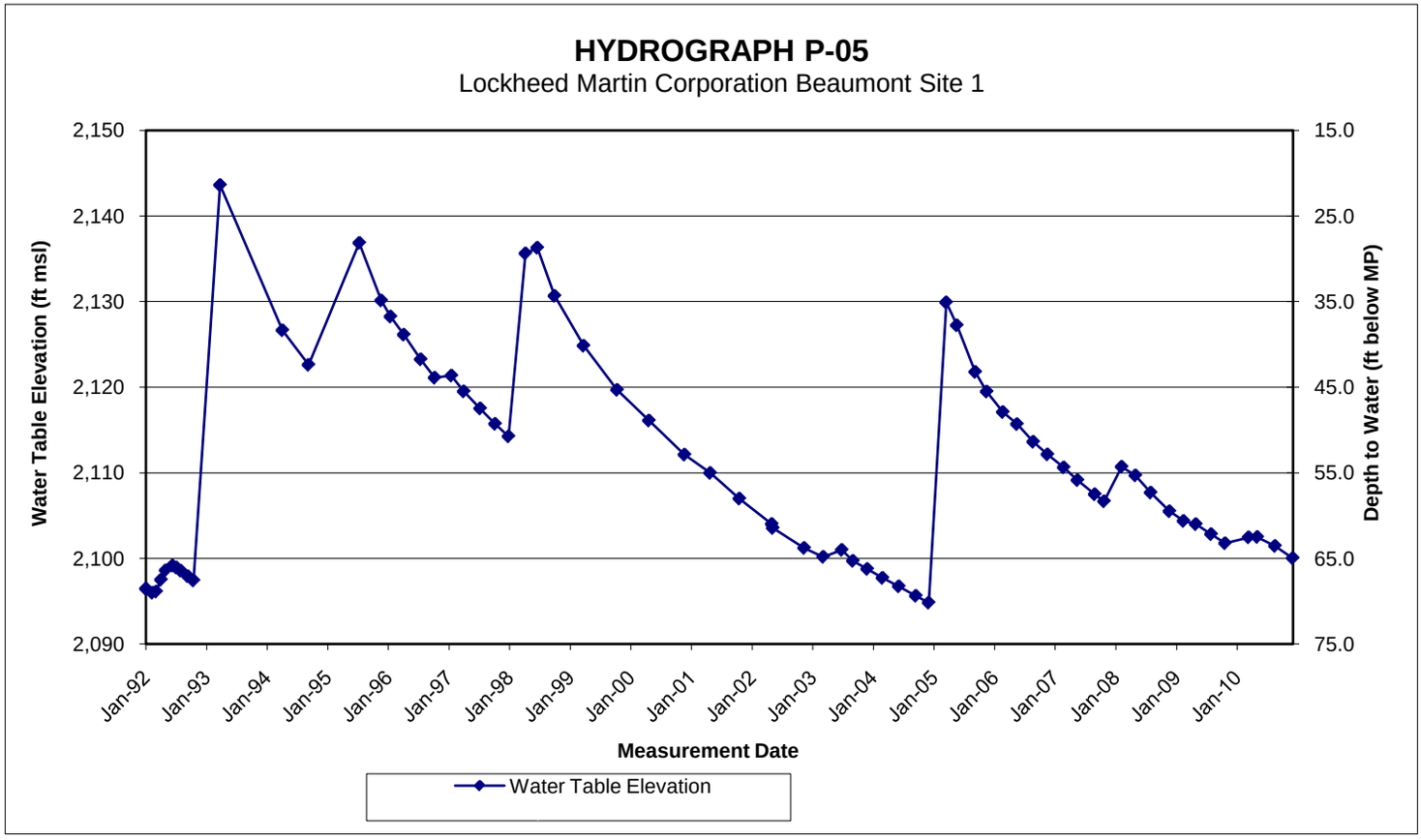
HYDROGRAPH P-05
Lockheed Martin Corporation Beaumont Site 1
Water Table Elevation (ft msl)
Depth to Water (ft below MP)
2,150
2,140
2,130
2,120
2,110
2,100
2,090
15.0
25.0
35.0
45.0
55.0
65.0
75.0
Jan-92
Jan-93
Jan-94
Jan-95
Jan-96
Jan-97
Jan-98
Jan-99
Jan-00
Jan-01
Jan-02
Jan-03
Jan-04
Jan-05
Jan-06
Jan-07
Jan-08
Jan-09
Jan-10
Measurement Date
Water Table Elevation

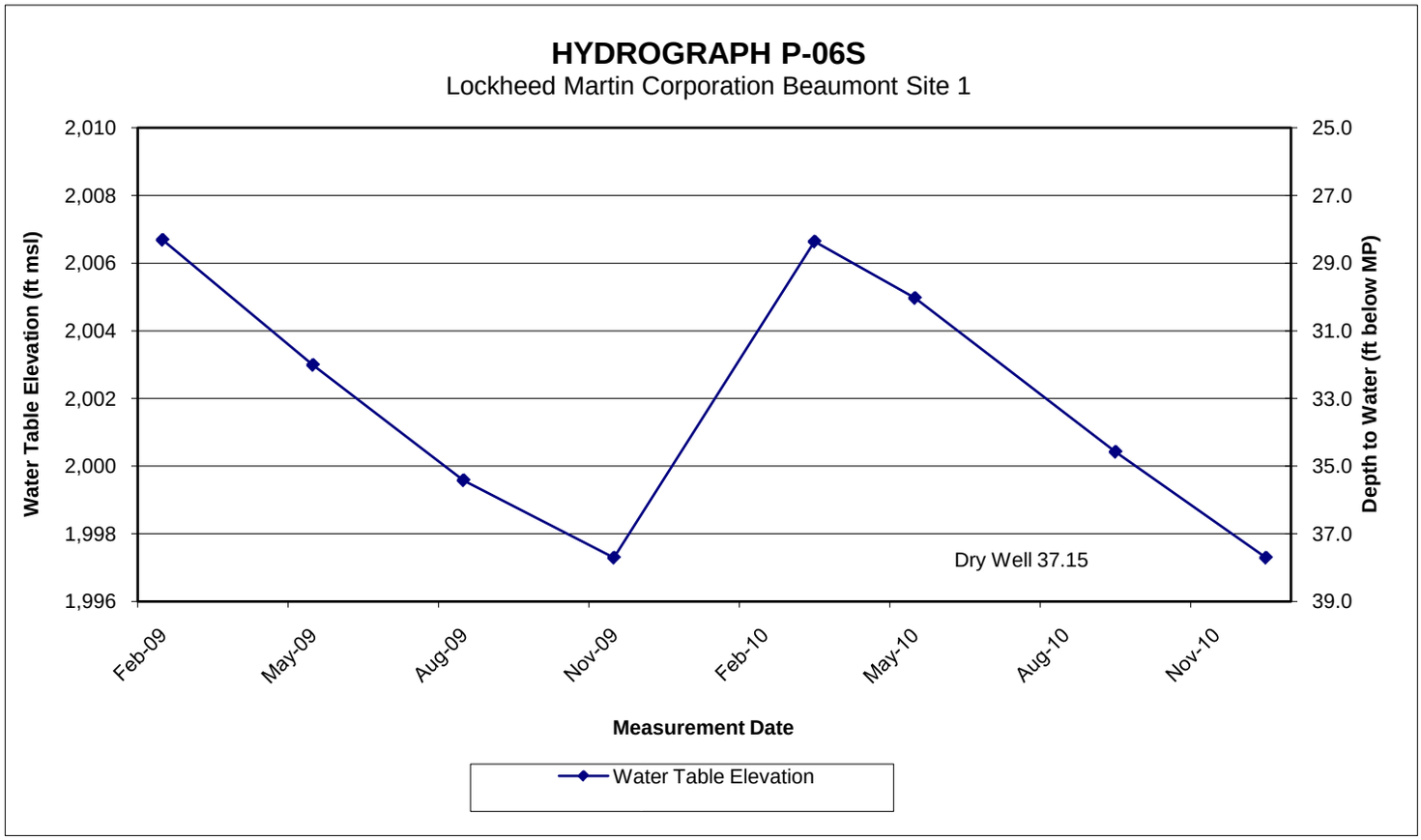
HYDROGRAPH P-06S
Lockheed Martin Corporation Beaumont Site 1
Water Table Elevation (ft msl)
Depth to Water (ft below MP)
2,010
2,008
2,006
2,004
2,002
2,000
1,998
1,996
25.0
27.0
29.0
31.0
33.0
35.0
37.0
39.0
Dry Well 37.15
Feb-09
May-09
Aug-09
Nov-09
Feb-10
May-10
Aug-10
Nov-10
Measurement Date
Water Table Elevation

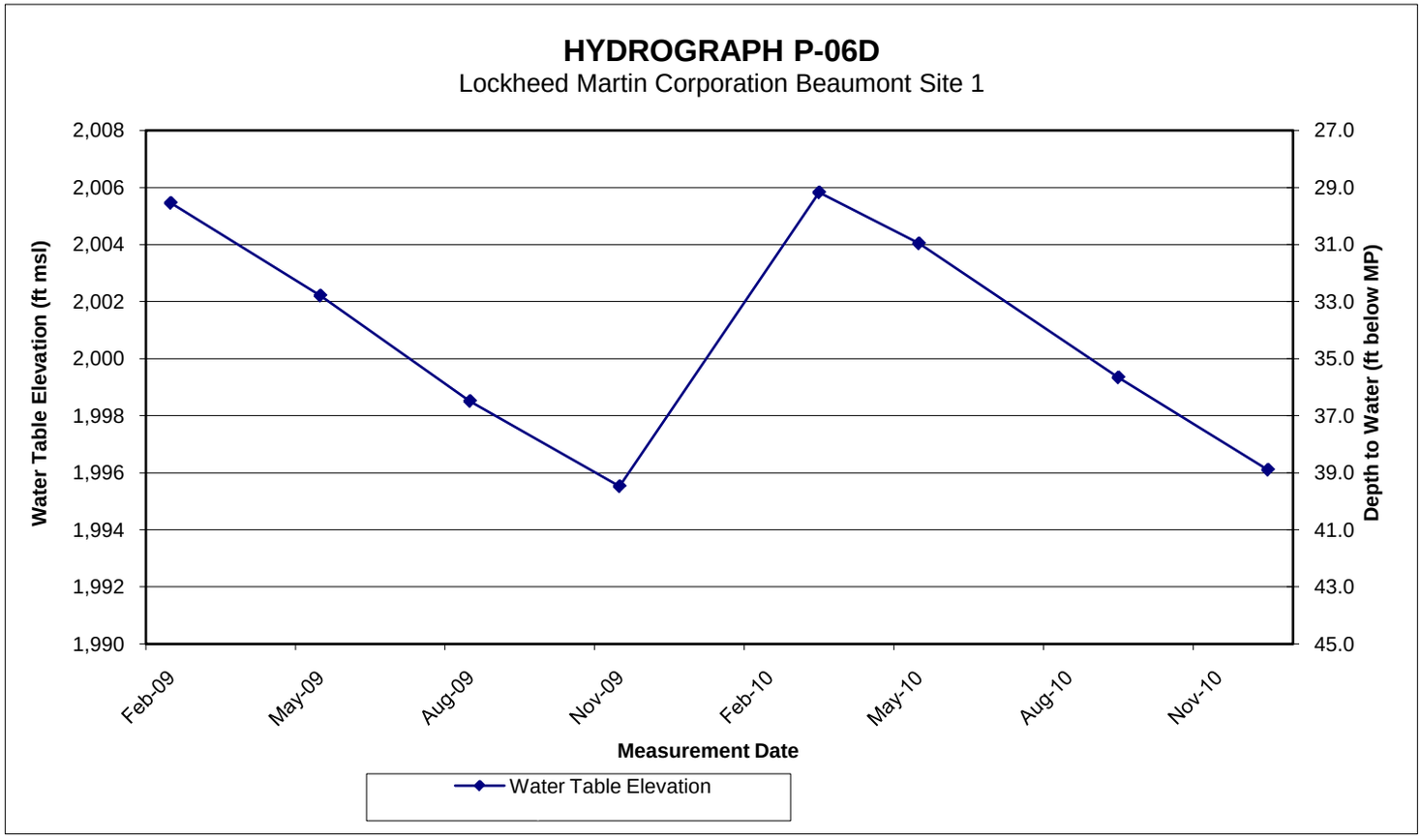
HYDROGRAPH P-06D
Lockheed Martin Corporation Beaumont Site 1
Water Table Elevation (ft msl)
Depth to Water (ft below MP)
2,008
2,006
2,004
2,002
2,000
1,998
1,996
1,994
1,992
1,990
27.0
29.0
31.0
33.0
35.0
37.0
39.0
41.0
43.0
45.0
Feb-09
May-09
Aug-09
Nov-09
Feb-10
May-10
Aug-10
Nov-10
Measurement Date
Water Table Elevation

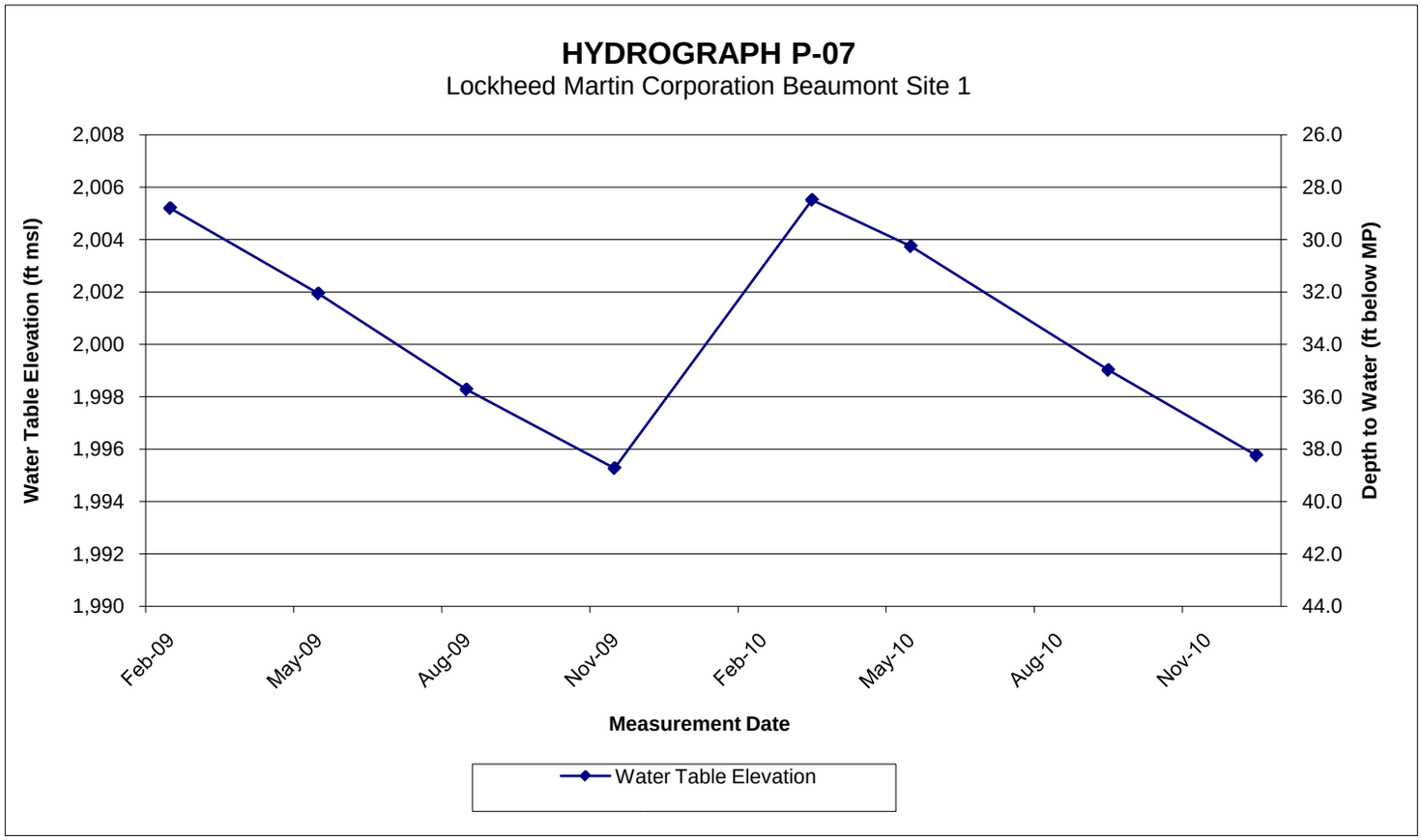
HYDROGRAPH P-07
Lockheed Martin Corporation Beaumont Site 1
Water Table Elevation (ft msl)
Depth to Water (ft below MP)
2,008
2,006
2,004
2,002
2,000
1,998
1,996
1,994
1,992
1,990
26.0
28.0
30.0
32.0
34.0
36.0
38.0
40.0
42.0
44.0
Feb-09
May-09
Aug-09
Nov-09
Feb-10
May-10
Aug-10
Nov-10
Measurement Date
Water Table Elevation

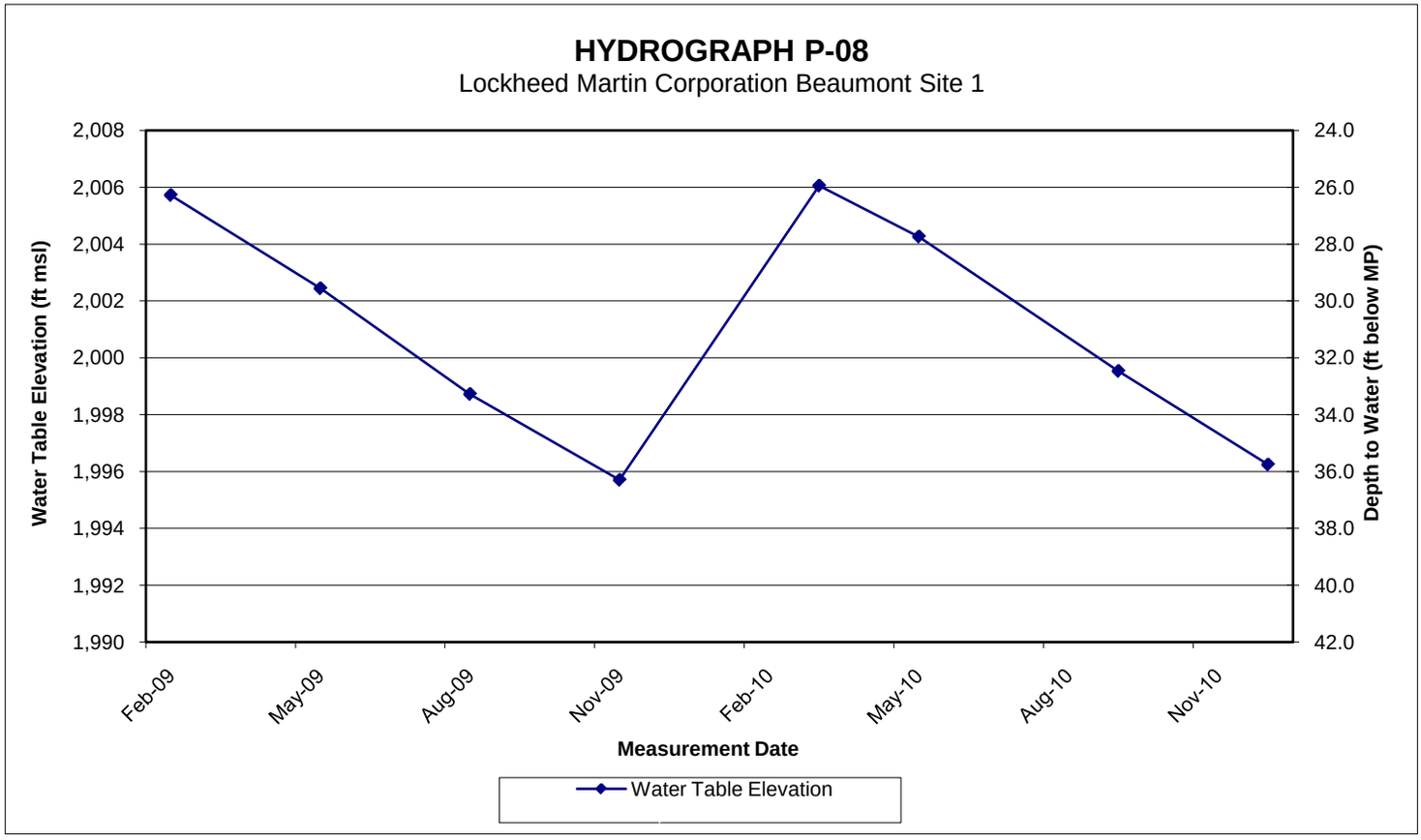
HYDROGRAPH P-08
Lockheed Martin Corporation Beaumont Site 1
Water Table Elevation (ft msl)
Depth to Water (ft below MP)
2,008
2,006
2,004
2,002
2,000
1,998
1,996
1,994
1,992
1,990
24.0
26.0
28.0
30.0
32.0
34.0
36.0
38.0
40.0
42.0
Feb-09
May-09
Aug-09
Nov-09
Feb-10
May-10
Aug-10
Nov-10
Measurement Date
Water Table Elevation

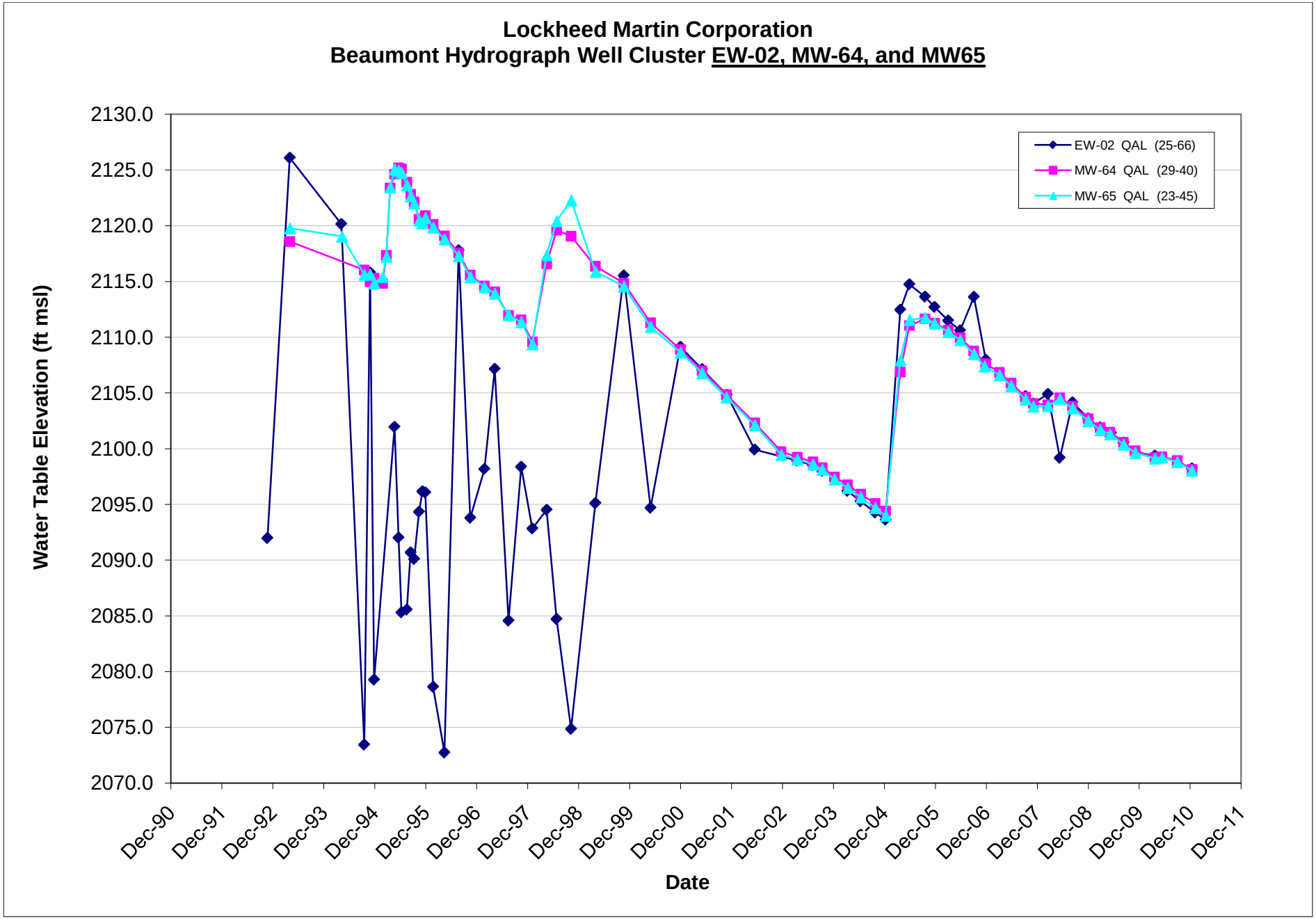
Lockheed Martin Corporation
Beaumont Hydrograph Well Cluster EW-02, MW-64, and MW65
Water Table Elevation (ft msl)
2130.0
2125.0
2120.0
2115.0
2110.0
2105.0
2100.0
2095.0
2090.0
2085.0
2080.0
2075.0
2070.0
EW-02 QAL (25-66)
MW-64 QAL (29-40)
MW-65 QAL (23-45)
Dec-90
Dec-91
Dec-92
Dec-93
Dec-94
Dec-95
Dec-96
Dec-97
Dec-98
Dec-99
Dec-00
Dec-01
Dec-02
Dec-03
Dec-04
Dec-05
Dec-06
Dec-07
Dec-08
Dec-09
Dec-10
Dec-11
Date

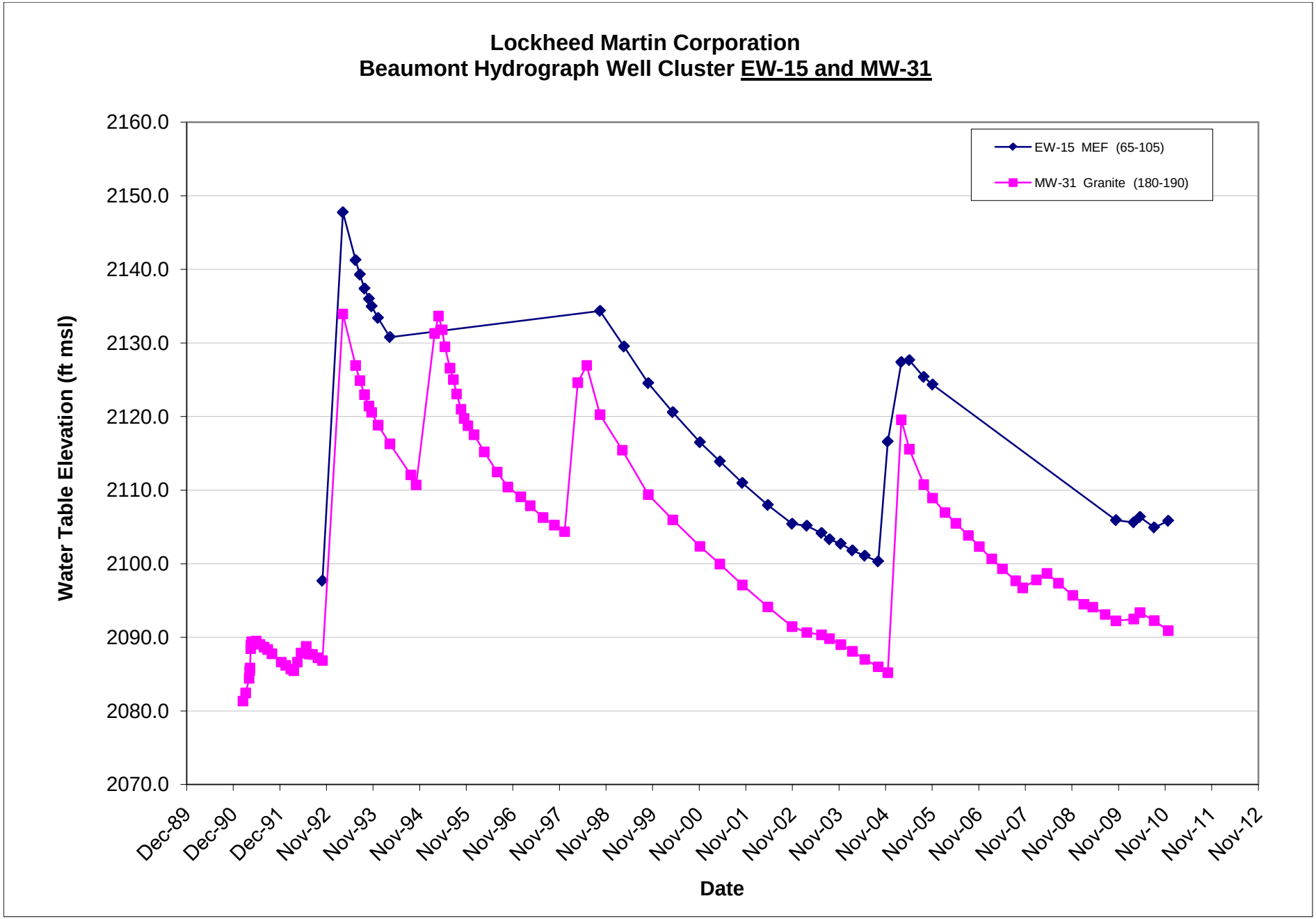
Lockheed Martin Corporation
Beaumont Hydrograph Well Cluster EW-15 and MW-31
EW-15 MEF (65-105)
MW-31 Granite (180-190)
Water Table Elevation (ft msl)
2160.0
2150.0
2140.0
2130.0
2120.0
2110.0
2100.0
2090.0
2080.0
2070.0
Dec-89
Dec-90
Dec-91
Nov-92
Nov-93
Nov-94
Nov-95
Nov-96
Nov-97
Nov-98
Nov-99
Nov-00
Nov-01
Nov-02
Nov-03
Nov-04
Nov-05
Nov-06
Nov-07
Nov-08
Nov-09
Nov-10
Nov-11
Nov-12
Date

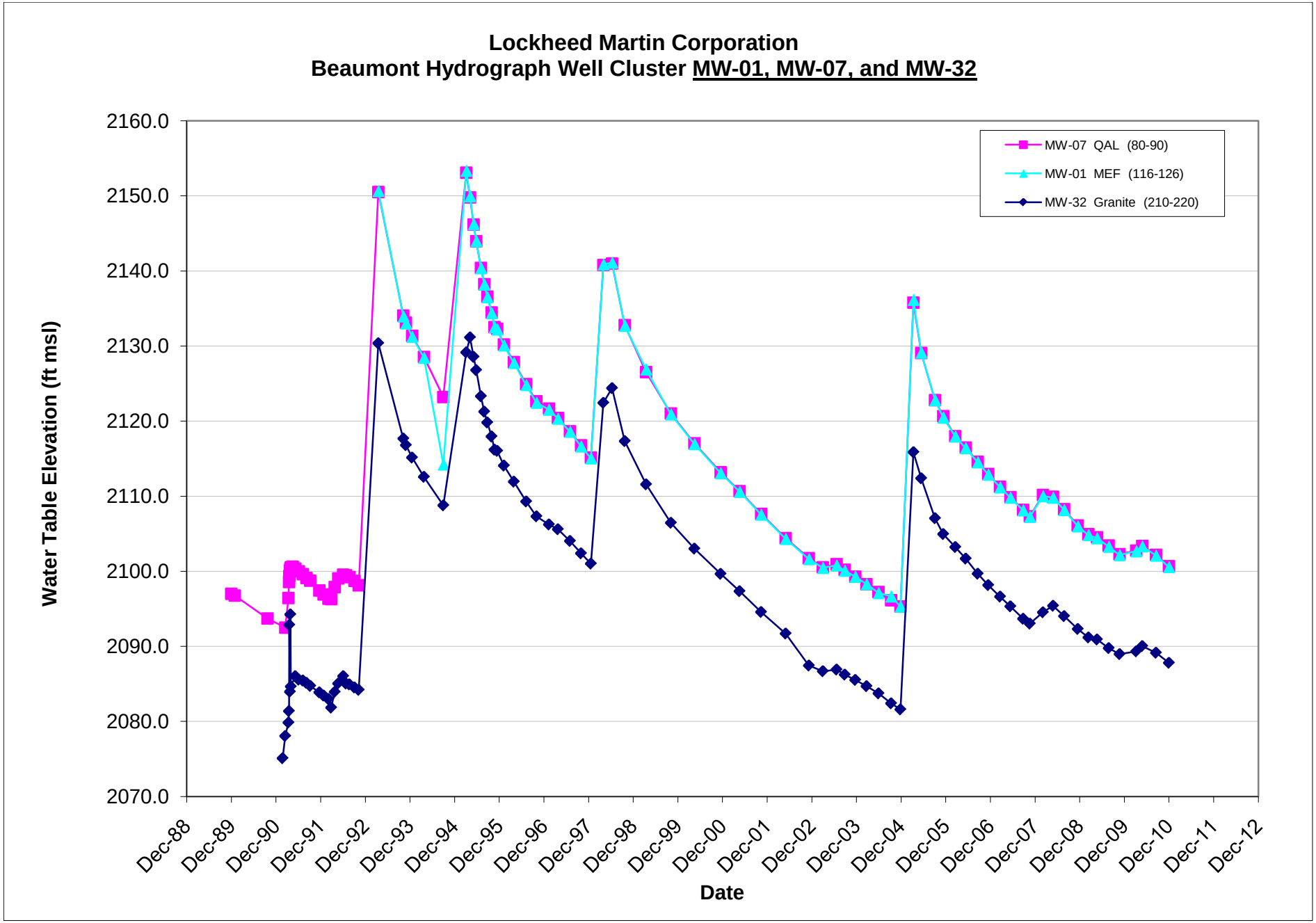
Lockheed Martin Corporation
Beaumont Hydrograph Well Cluster MW-01, MW-07, and MW-32
Water Table Elevation (ft msl)
2160.0
2150.0
2140.0
2130.0
2120.0
2110.0
2100.0
2090.0
2080.0
2070.0
MW-07 QAL (80-90)
MW-01 MEF (116-126)
MW-32 Granite (210-220)
Dec-88
Dec-89
Dec-90
Dec-91
Dec-92
Dec-93
Dec-94
Dec-95
Dec-96
Dec-97
Dec-98
Dec-99
Dec-00
Dec-01
Dec-02
Dec-03
Dec-04
Dec-05
Dec-06
Dec-07
Dec-08
Dec-09
Dec-10
Dec-11
Dec-12
Date

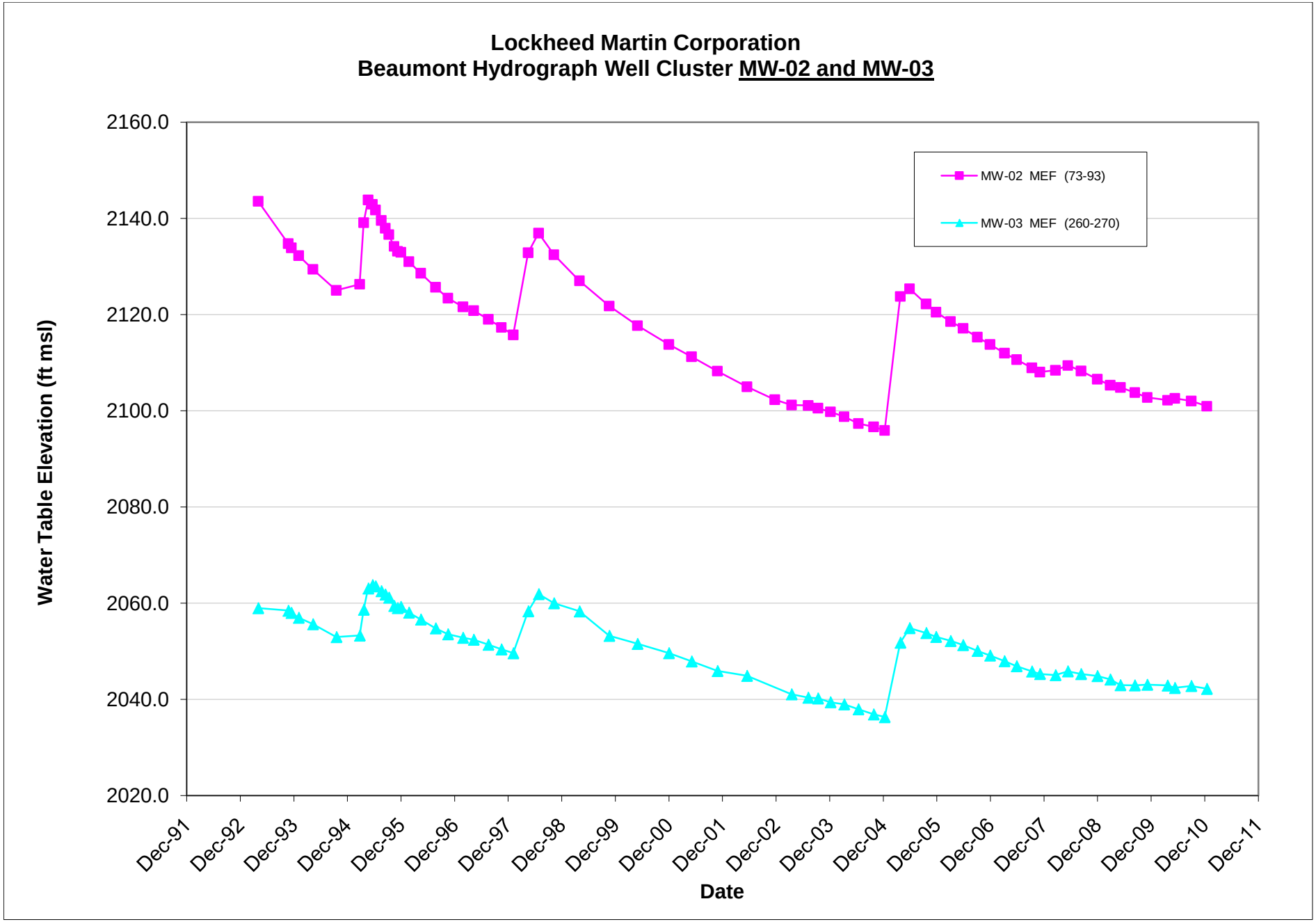
Lockheed Martin Corporation
Beaumont Hydrograph Well Cluster MW-02 and MW-03
Water Table Elevation (ft msl)
2160.0
2140.0
2120.0
2100.0
2080.0
2060.0
2040.0
2020.0
MW-02 MEF (73-93)
MW-03 MEF (260-270)
Dec-91
Dec-92
Dec-93
Dec-94
Dec-95
Dec-96
Dec-97
Dec-98
Dec-99
Dec-00
Dec-01
Dec-02
Dec-03
Dec-04
Dec-05
Dec-06
Dec-07
Dec-08
Dec-09
Dec-10
Dec-11
Date

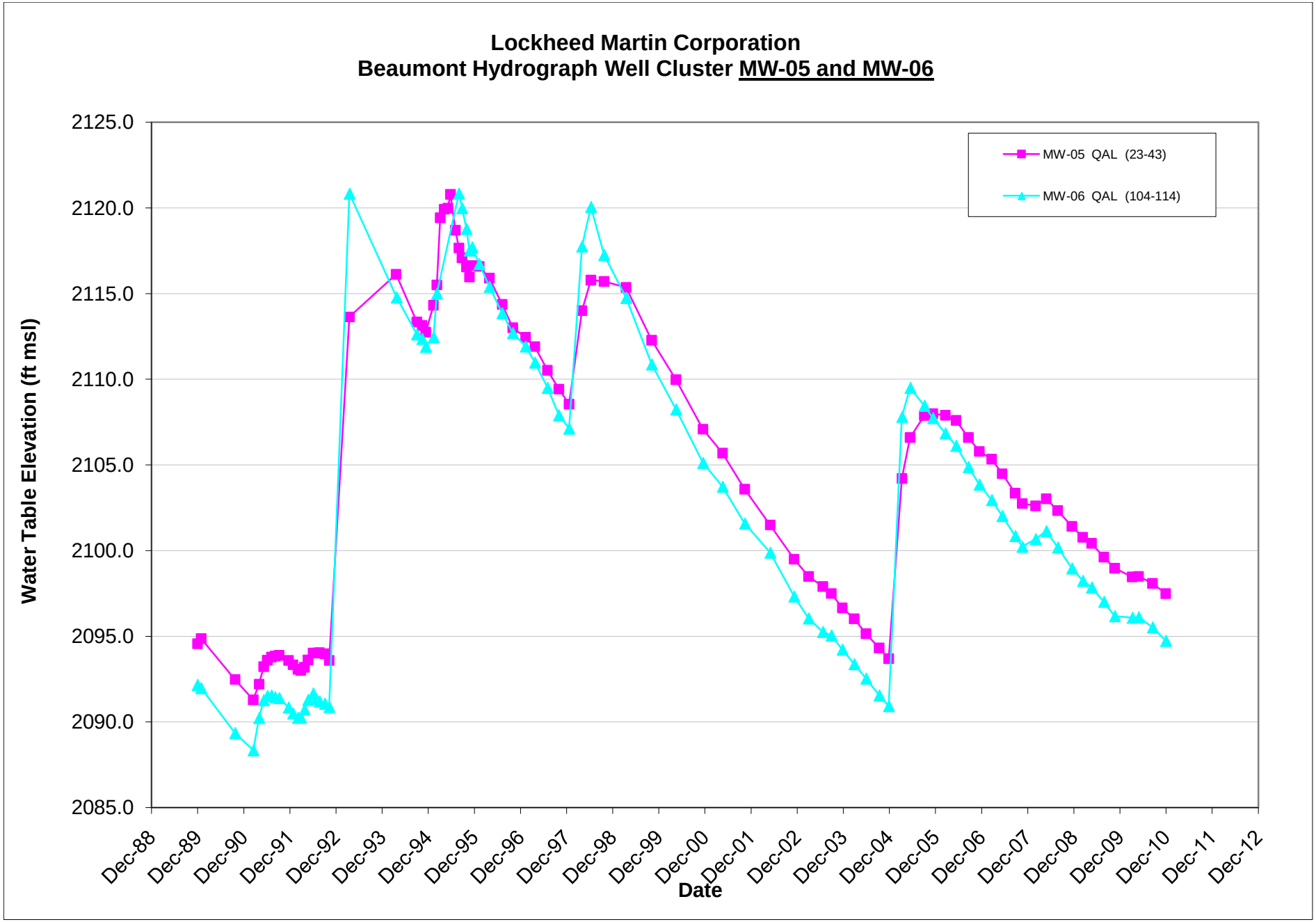
Lockheed Martin Corporation
Beaumont Hydrograph Well Cluster MW-05 and MW-06
MW-05 QAL (23-43)
MW-06 QAL (104-114)
Water Table Elevation (ft msl)
2125.0
2120.0
2115.0
2110.0
2105.0
2100.0
2095.0
2090.0
2085.0
Dec-88
Dec-89
Dec-90
Dec-91
Dec-92
Dec-93
Dec-94
Dec-95
Dec-96
Dec-97
Dec-98
Dec-99
Dec-00
Dec-01
Dec-02
Dec-03
Dec-04
Dec-05
Dec-06
Dec-07
Dec-08
Dec-09
Dec-10
Dec-11
Dec-12
Date

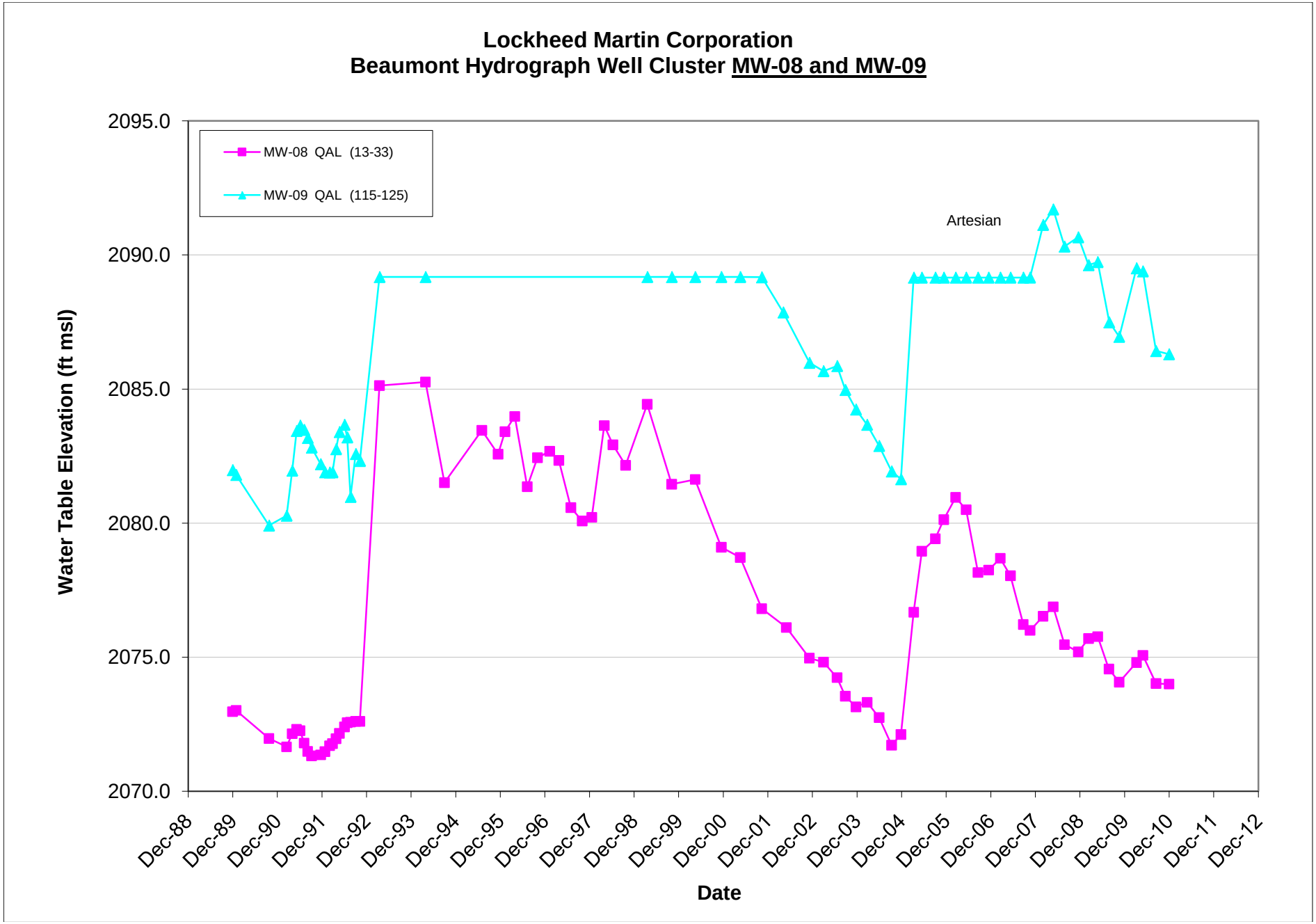
Lockheed Martin Corporation
Beaumont Hydrograph Well Cluster MW-08 and MW-09
MW-08 QAL (13-33)
MW-09 QAL (115-125)
Artesian
Water Table Elevation (ft msl)
2095.0
2090.0
2085.0
2080.0
2075.0
2070.0
Dec-88
Dec-89
Dec-90
Dec-91
Dec-92
Dec-93
Dec-94
Dec-95
Dec-96
Dec-97
Dec-98
Dec-99
Dec-00
Dec-01
Dec-02
Dec-03
Dec-04
Dec-05
Dec-06
Dec-07
Dec-08
Dec-09
Dec-10
Dec-11
Dec-12
Date

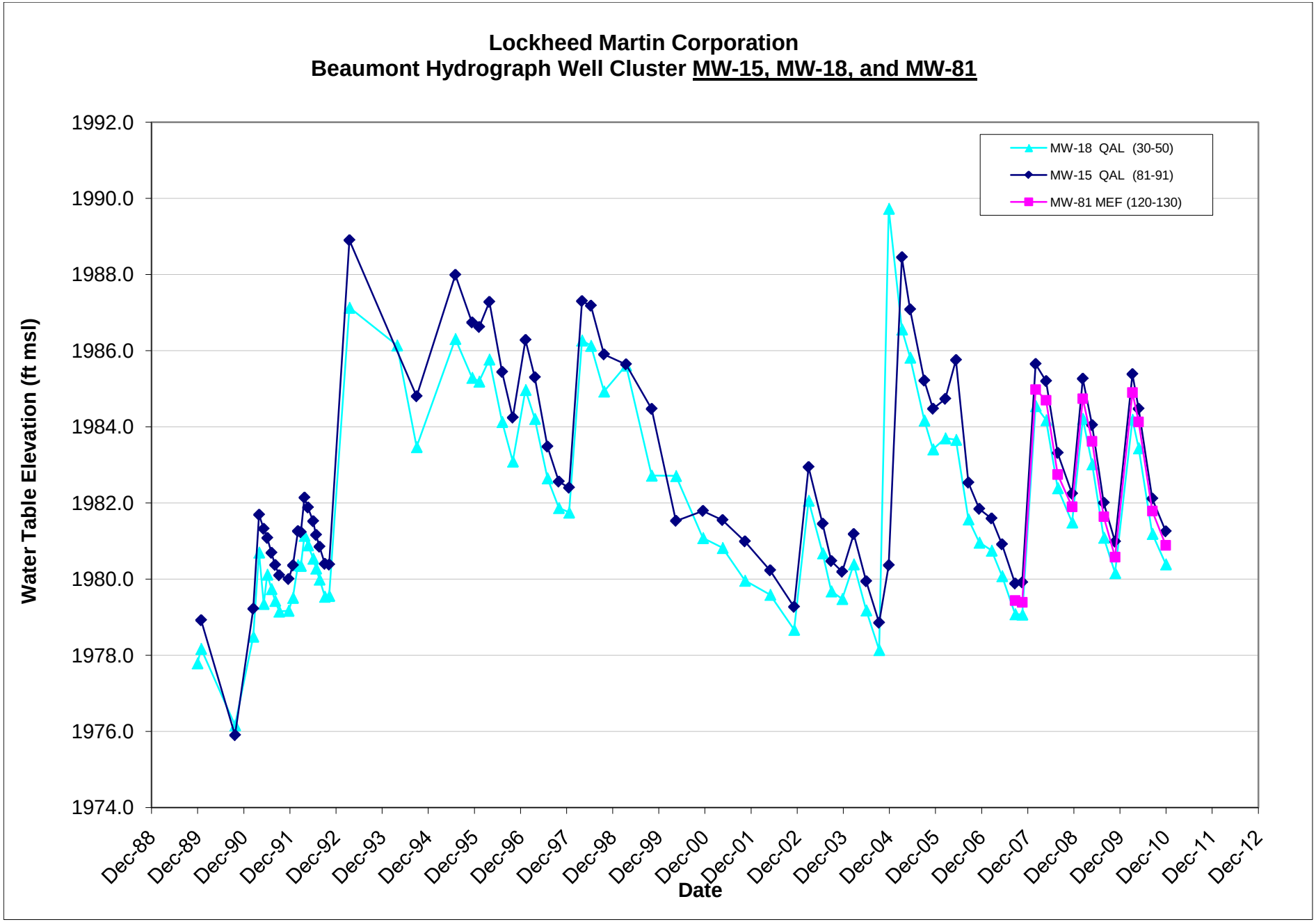
Lockheed Martin Corporation
Beaumont Hydrograph Well Cluster MW-15, MW-18, and MW-81
Water Table Elevation (ft msl)
1992.0
1990.0
1988.0
1986.0
1984.0
1982.0
1980.0
1978.0
1976.0
1974.0
MW-18 QAL (30-50)
MW-15 QAL (81-91)
MW-81 MEF (120-130)
Dec-88
Dec-89
Dec-90
Dec-91
Dec-92
Dec-93
Dec-94
Dec-95
Dec-96
Dec-97
Dec-98
Dec-99
Dec-00
Dec-01
Dec-02
Dec-03
Dec-04
Dec-05
Dec-06
Dec-07
Dec-08
Dec-09
Dec-10
Dec-11
Dec-12
Date

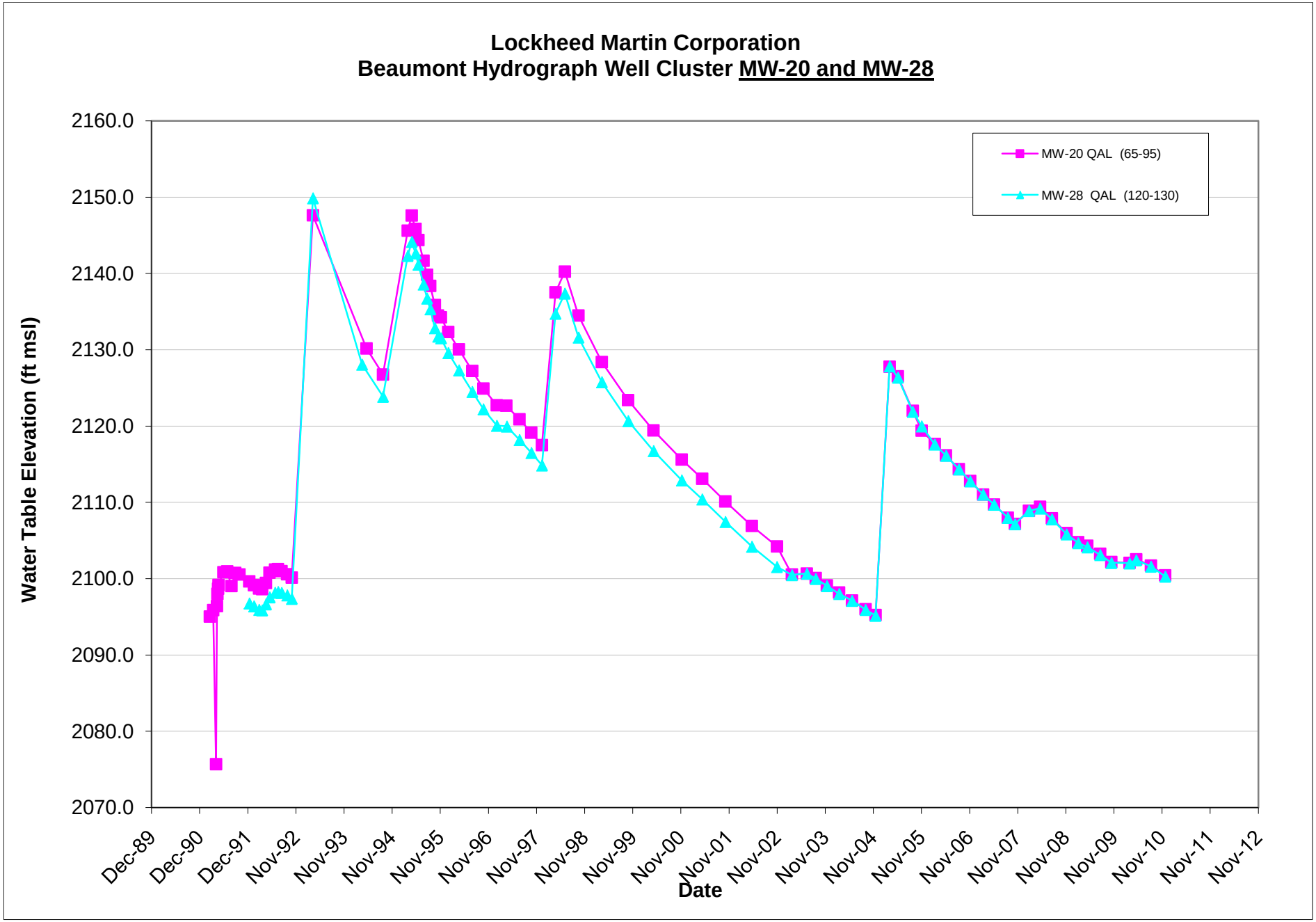
Lockheed Martin Corporation
Beaumont Hydrograph Well Cluster MW-20 and MW-28
MW-20 QAL (65-95)
MW-28 QAL (120-130)
Water Table Elevation (ft msl)
2160.0
2150.0
2140.0
2130.0
2120.0
2110.0
2100.0
2090.0
2080.0
2070.0
Dec-89
Dec-90
Dec-91
Nov-92
Nov-93
Nov-94
Nov-95
Nov-96
Nov-97
Nov-98
Nov-99
Nov-00
Nov-01
Nov-02
Nov-03
Nov-04
Nov-05
Nov-06
Nov-07
Nov-08
Nov-09
Nov-10
Nov-11
Nov-12
Date

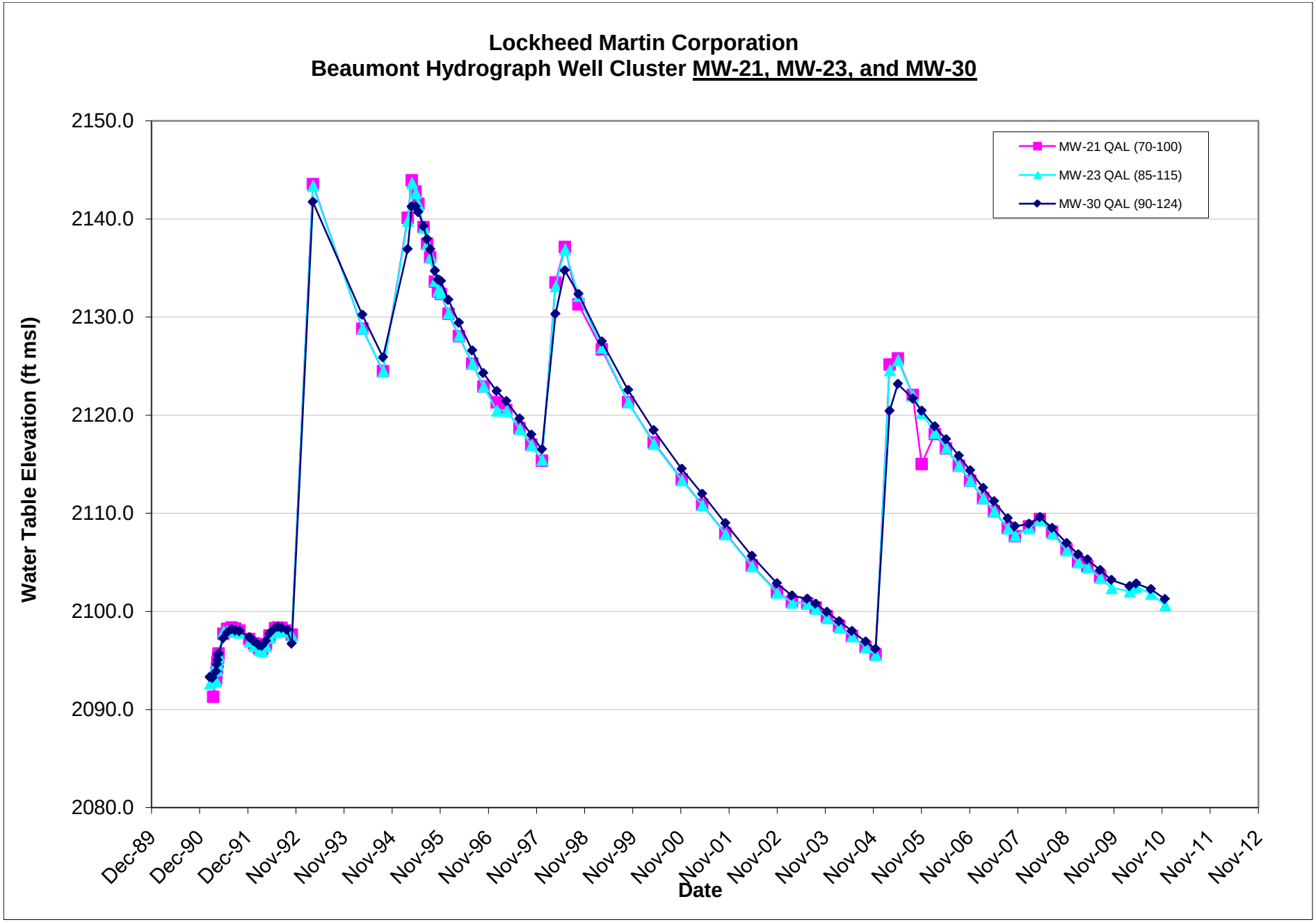
Lockheed Martin Corporation
Beaumont Hydrograph Well Cluster MW-21, MW-23, and MW-30
Water Table Elevation (ft msl)
2150.0
2140.0
2130.0
2120.0
2110.0
2100.0
2090.0
2080.0
MW-21 QAL (70-100)
MW-23 QAL (85-115)
MW-30 QAL (90-124)
Dec-89
Dec-90
Dec-91
Nov-92
Nov-93
Nov-94
Nov-95
Nov-96
Nov-97
Nov-98
Nov-99
Nov-00
Nov-01
Nov-02
Nov-03
Nov-04
Nov-05
Nov-06
Nov-07
Nov-08
Nov-09
Nov-10
Nov-11
Nov-12
Date

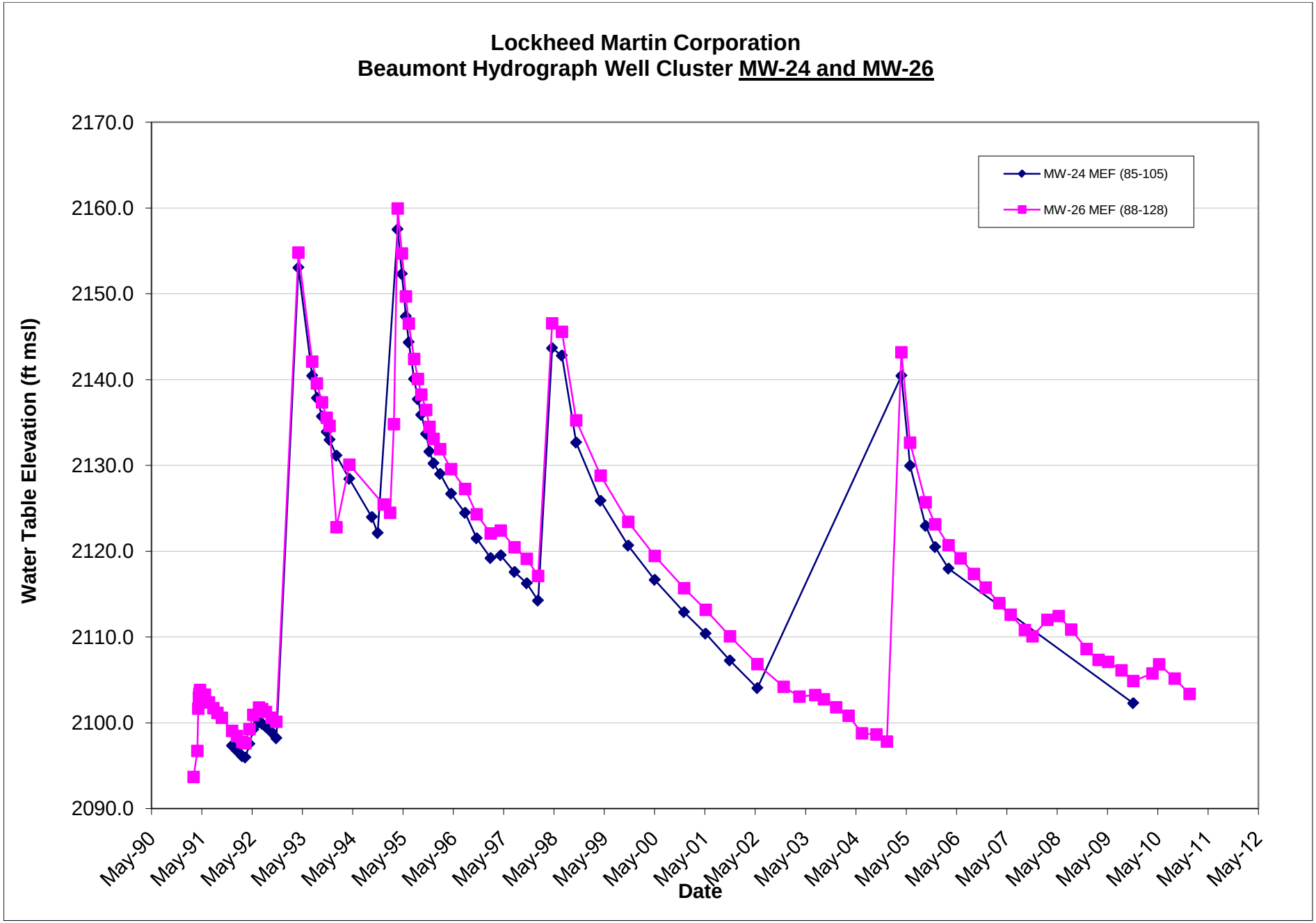
Lockheed Martin Corporation
Beaumont Hydrograph Well Cluster MW-24 and MW-26
Water Table Elevation (ft msl)
2170.0
2160.0
2150.0
2140.0
2130.0
2120.0
2110.0
2100.0
2090.0
MW-24 MEF (85-105)
MW-26 MEF (88-128)
May-90
May-91
May-92
May-93
May-94
May-95
May-96
May-97
May-98
May-99
May-00
May-01
May-02
May-03
May-04
May-05
May-06
May-07
May-08
May-09
May-10
May-11
May-12
Date

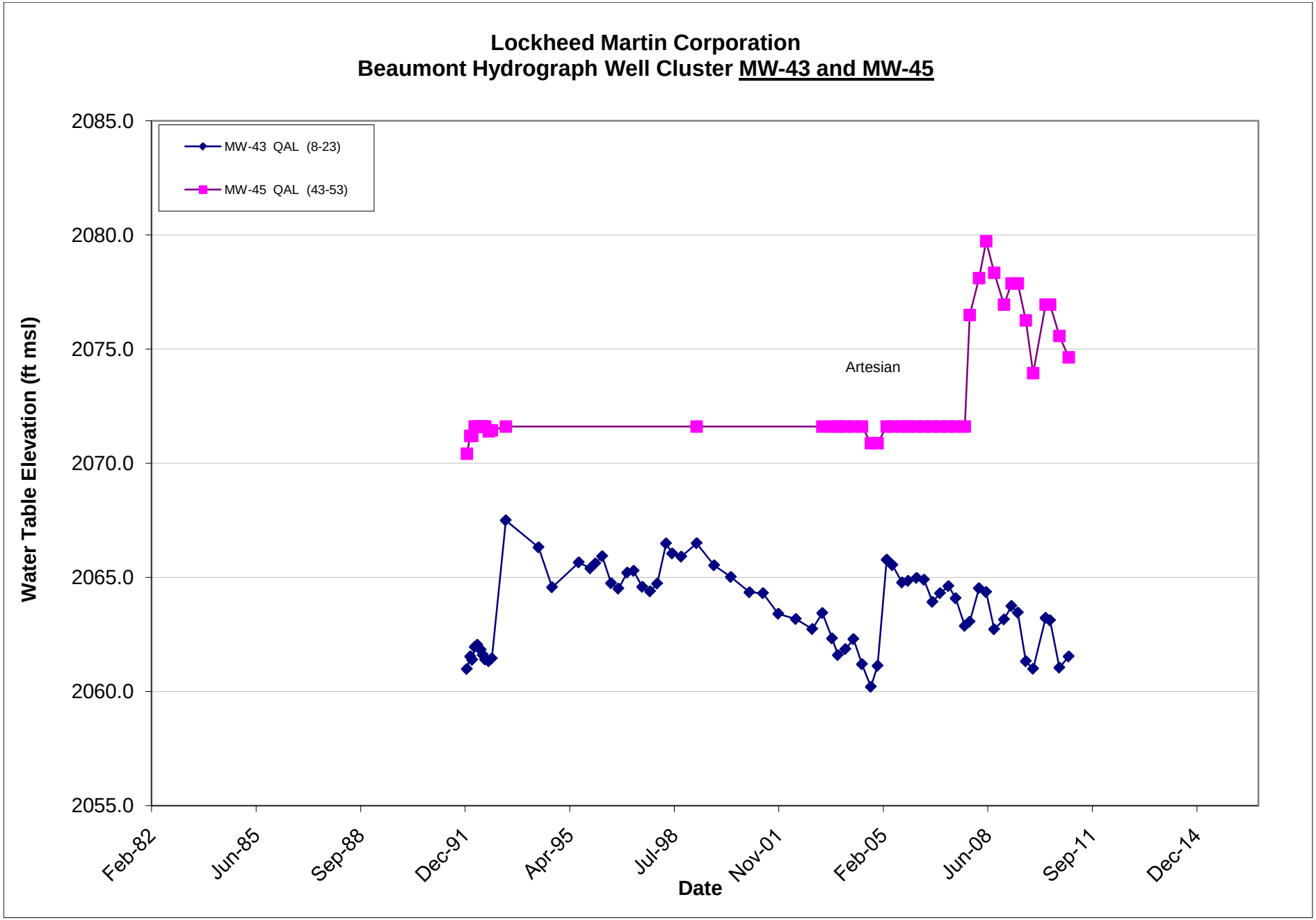
Lockheed Martin Corporation
Beaumont Hydrograph Well Cluster MW-43 and MW-45
MW-43 QAL (8-23)
MW-45 QAL (43-53)
Artesian
Water Table Elevation (ft msl)
2085.0
2080.0
2075.0
2070.0
2065.0
2060.0
2055.0
Feb-82
Jun-85
Sep-88
Dec-91
Apr-95
Jul-98
Nov-01
Feb-05
Jun-08
Sep-11
Dec-14
Date

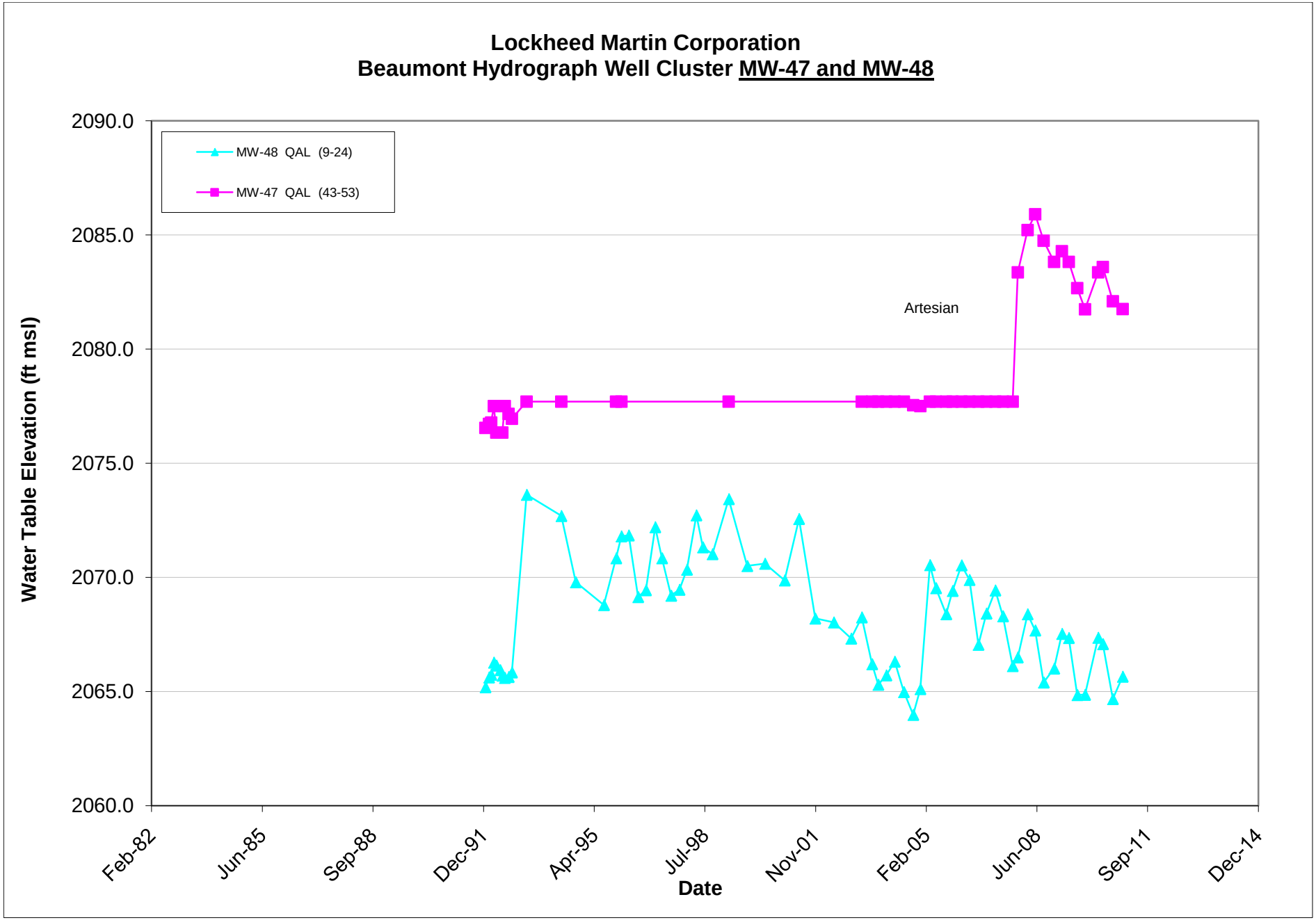
Lockheed Martin Corporation
Beaumont Hydrograph Well Cluster MW-47 and MW-48
MW-48 QAL (9-24)
MW-47 QAL (43-53)
Artesian
Water Table Elevation (ft msl)
2090.0
2085.0
2080.0
2075.0
2070.0
2065.0
2060.0
Feb-82
Jun-85
Sep-88
Dec-91
Apr-95
Jul-98
Nov-01
Feb-05
Jun-08
Sep-11
Dec-14
Date

Lockheed Martin Corporation
Beaumont Hydrograph Well Cluster MW-56A, MW-56B, MW-56C, MW-56D and OW-03

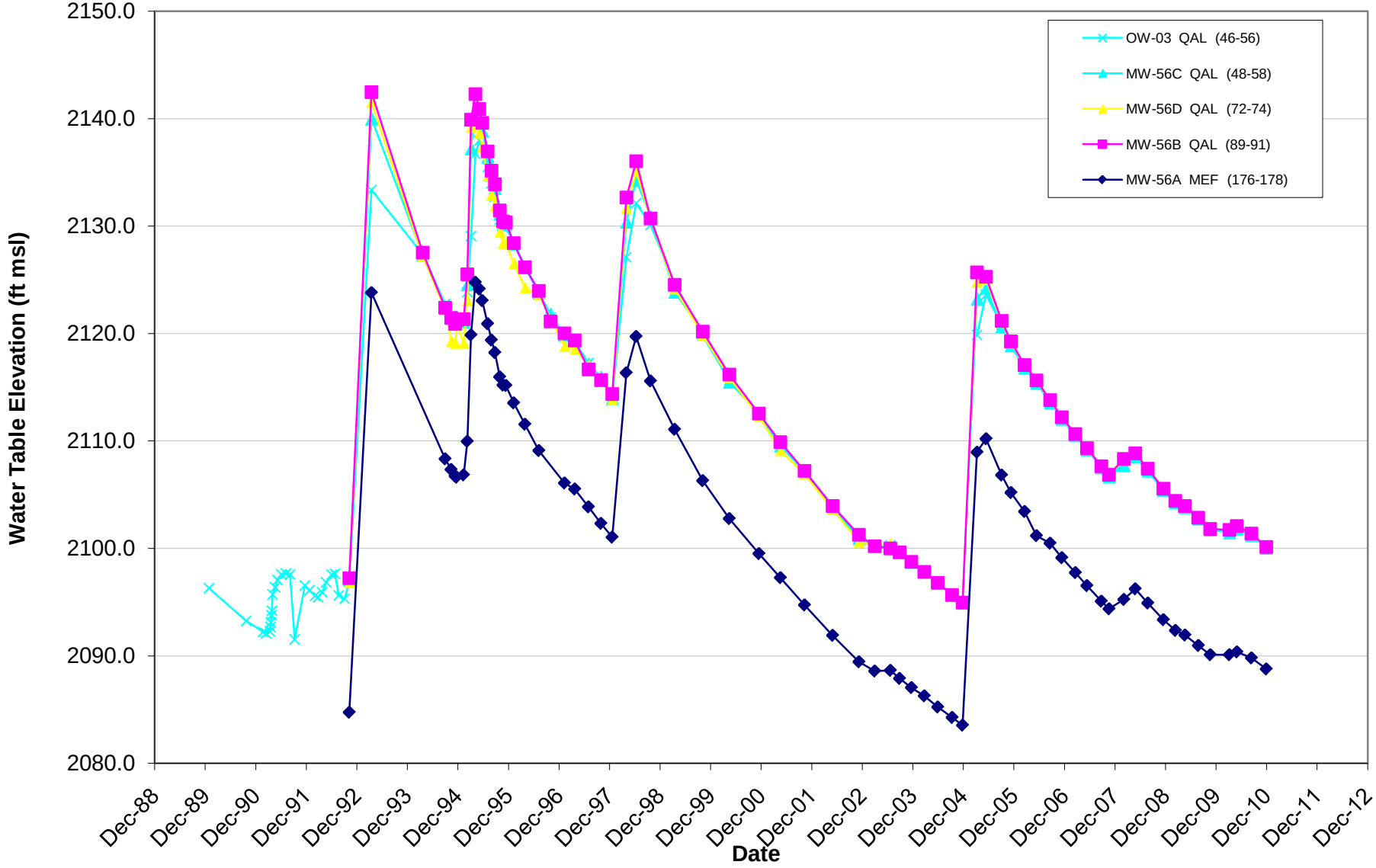

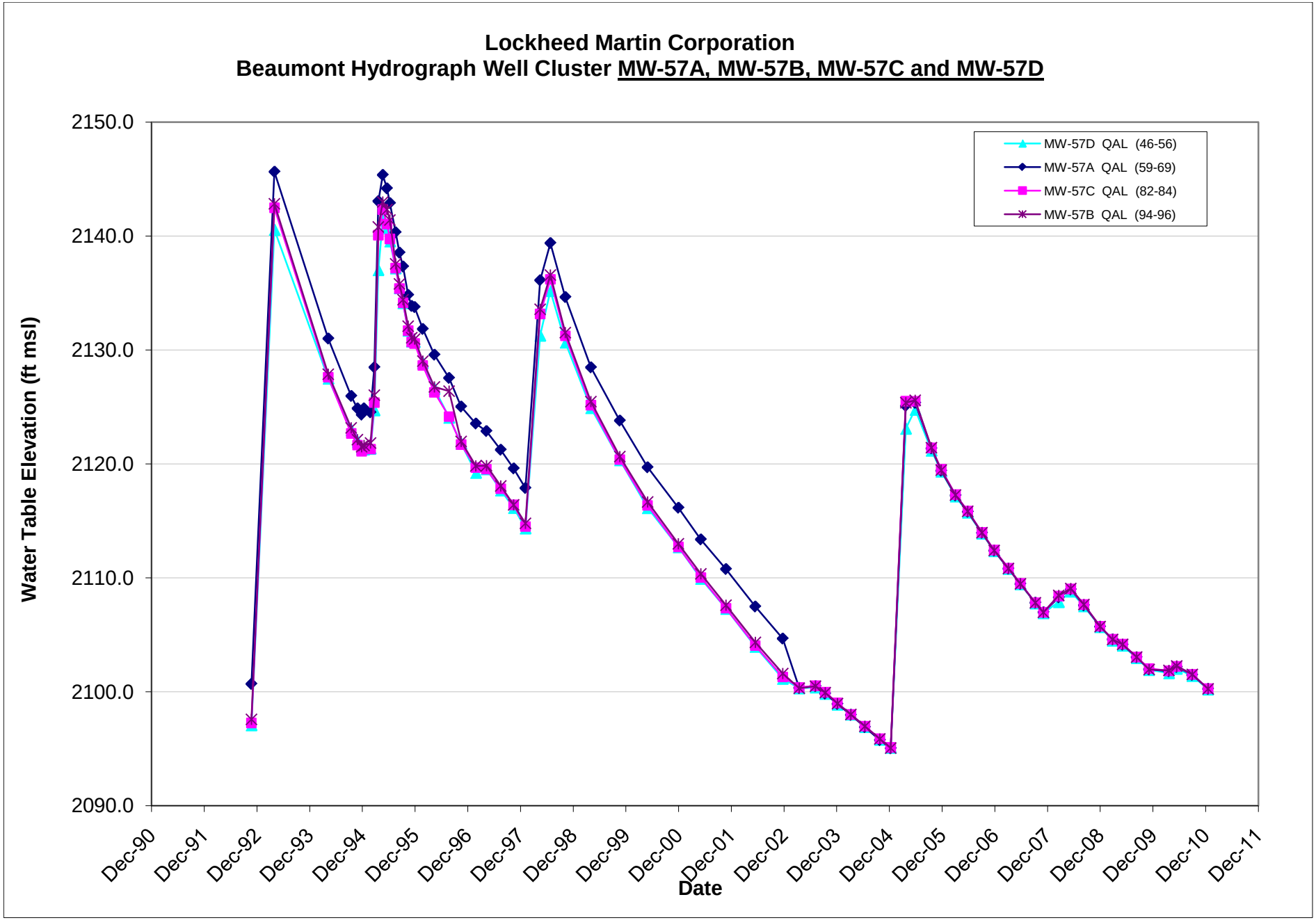
Lockheed Martin Corporation
Beaumont Hydrograph Well Cluster MW-57A, MW-57B, MW-57C and MW-57D
Water Table Elevation (ft msl)
2150.0
2140.0
2130.0
2120.0
2110.0
2100.0
2090.0
MW-57D QAL (46-56)
MW-57A QAL (59-69)
MW-57C QAL (82-84)
MW-57B QAL (94-96)
Dec-90
Dec-91
Dec-92
Dec-93
Dec-94
Dec-95
Dec-96
Dec-97
Dec-98
Dec-99
Dec-00
Dec-01
Dec-02
Dec-03
Dec-04
Dec-05
Dec-06
Dec-07
Dec-08
Dec-09
Dec-10
Dec-11
Date

Lockheed Martin Corporation
Beaumont Hydrograph Well Cluster MW-58A, MW-58B, MW-58C, and MW-58D

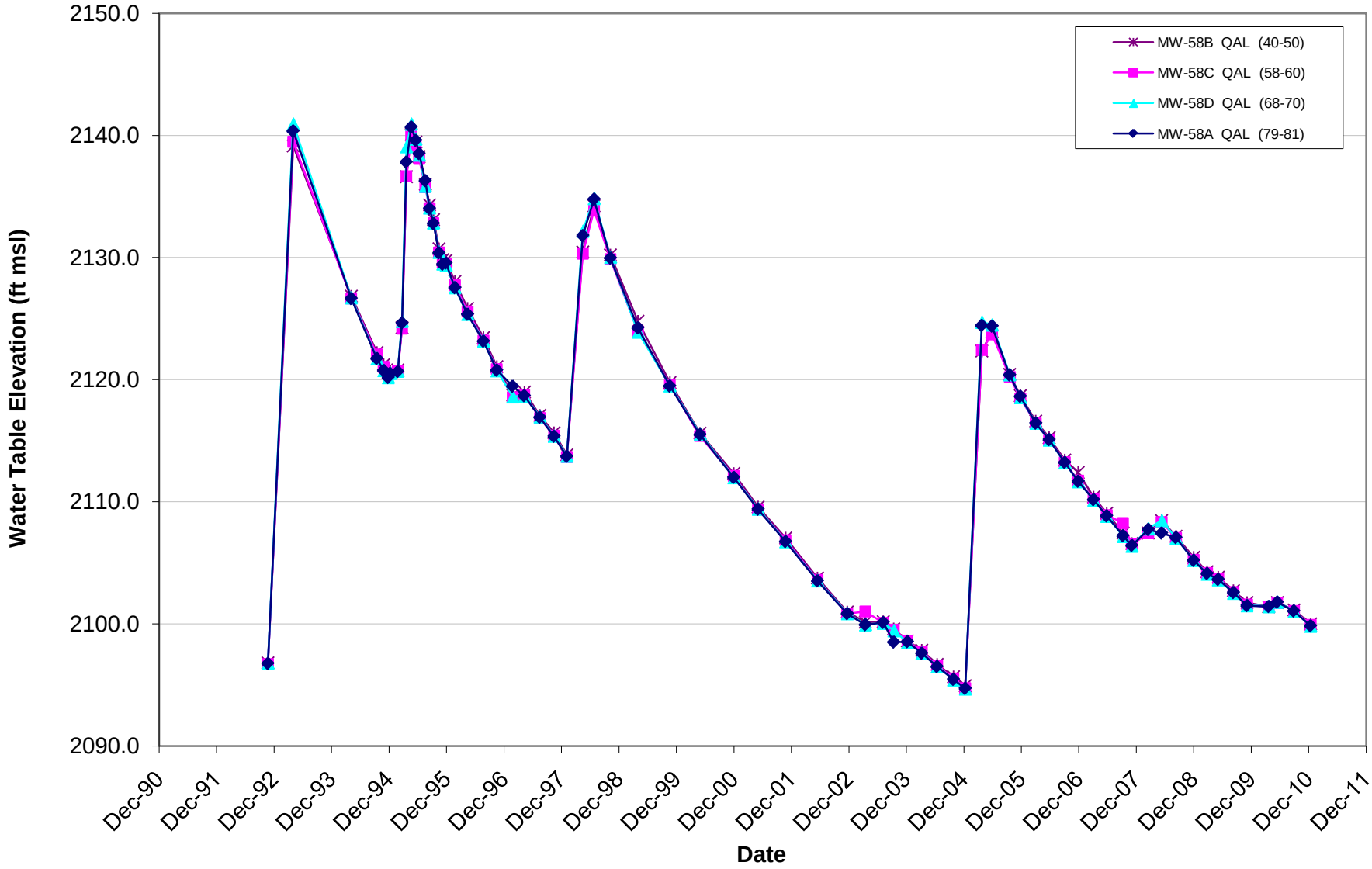

Lockheed Martin Corporation
Beaumont Hydrograph Well Cluster MW-59A, MW-59B, MW-59C, and MW-59D

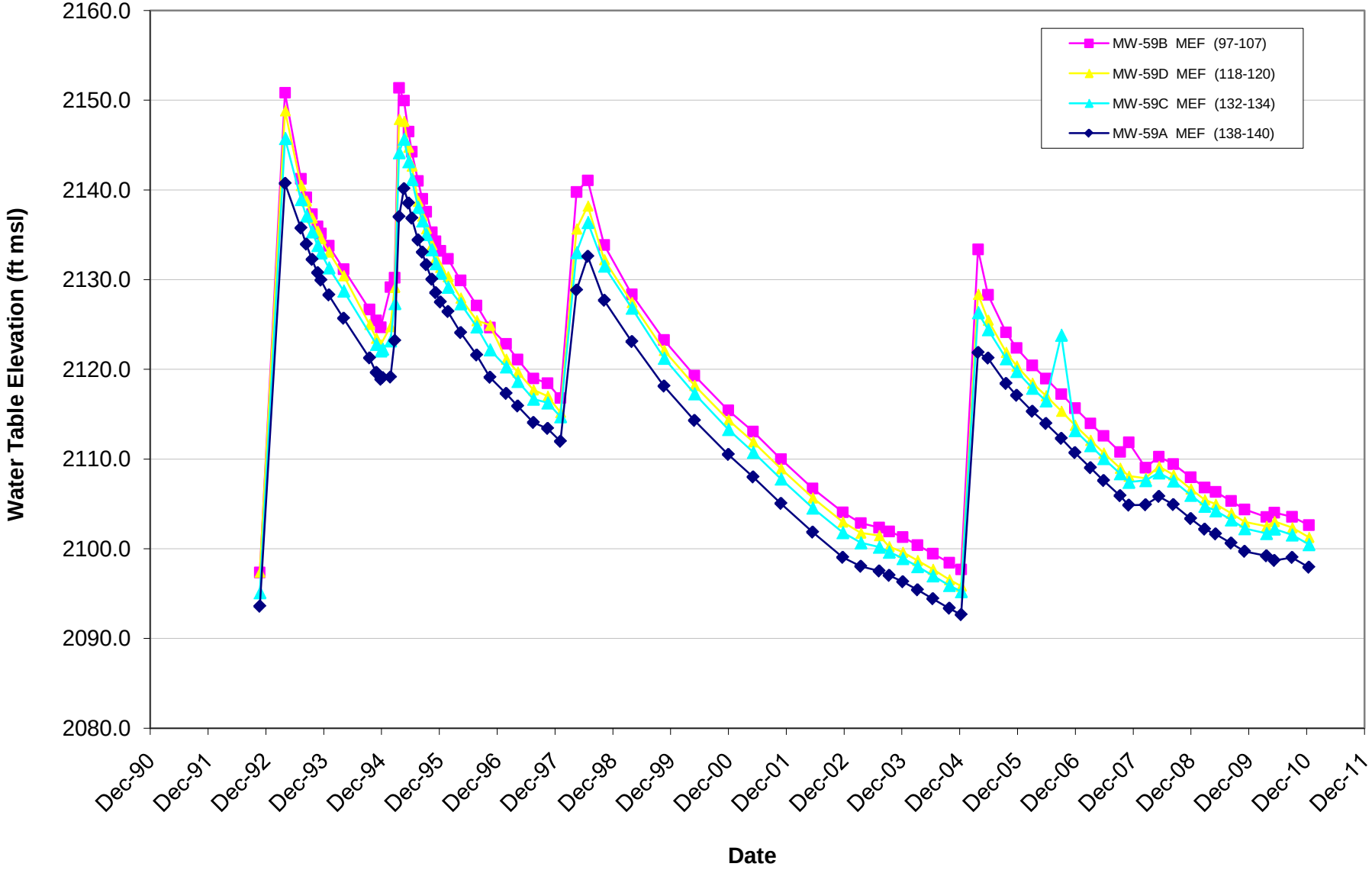

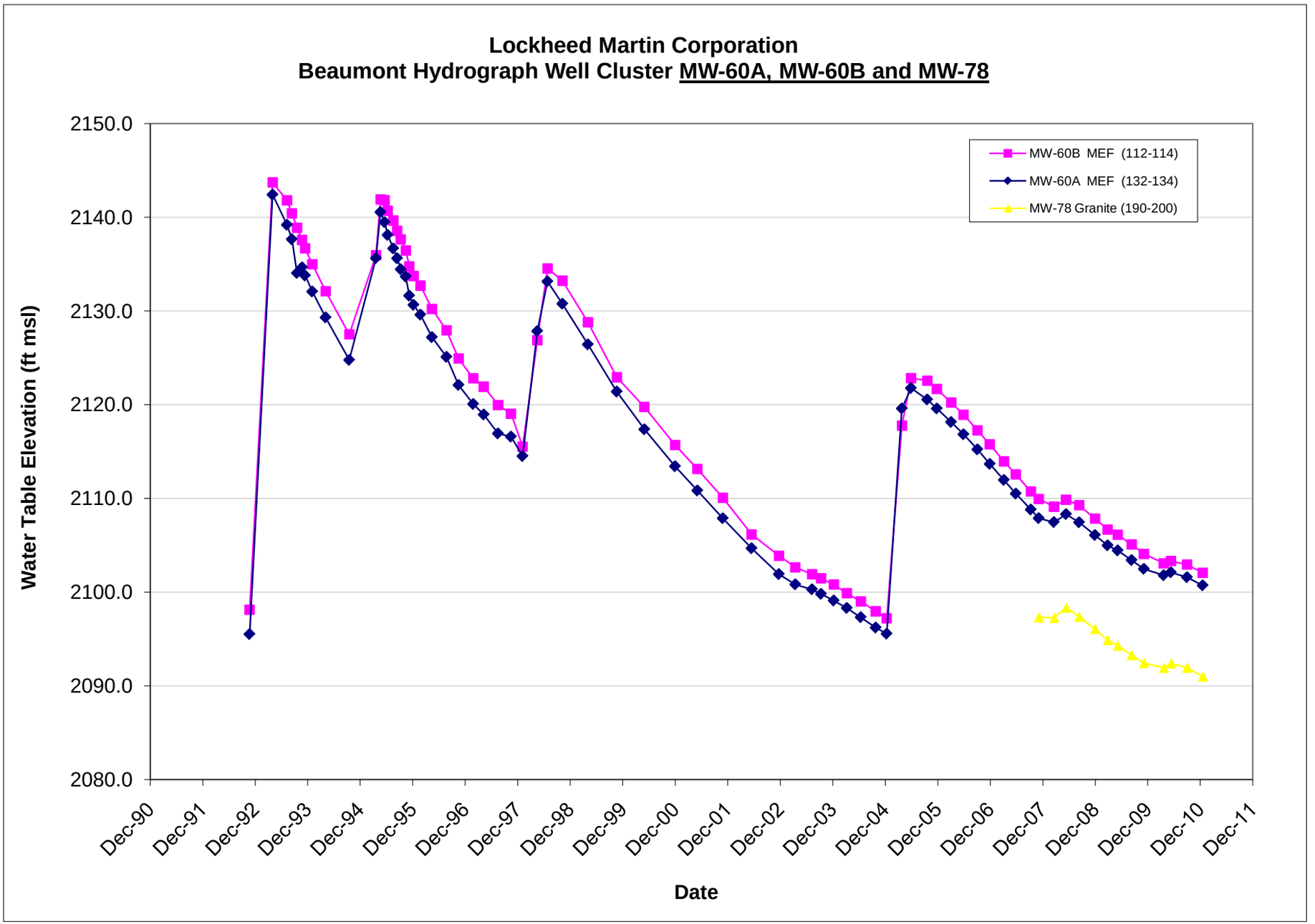
Lockheed Martin Corporation
Beaumont Hydrograph Well Cluster MW-60A, MW-60B and MW-78
Water Table Elevation (ft msl)
2150.0
2140.0
2130.0
2120.0
2110.0
2100.0
2090.0
2080.0
MW-60B MEF (112-114)
MW-60A MEF (132-134)
MW-78 Granite (190-200)
Dec-90
Dec-91
Dec-92
Dec-93
Dec-94
Dec-95
Dec-96
Dec-97
Dec-98
Dec-99
Dec-00
Dec-01
Dec-02
Dec-03
Dec-04
Dec-05
Dec-06
Dec-07
Dec-08
Dec-09
Dec-10
Dec-11
Date

Lockheed Martin Corporation
Beaumont Hydrograph Well Cluster MW-61A, MW-61B, MW-61C, and MW-61D

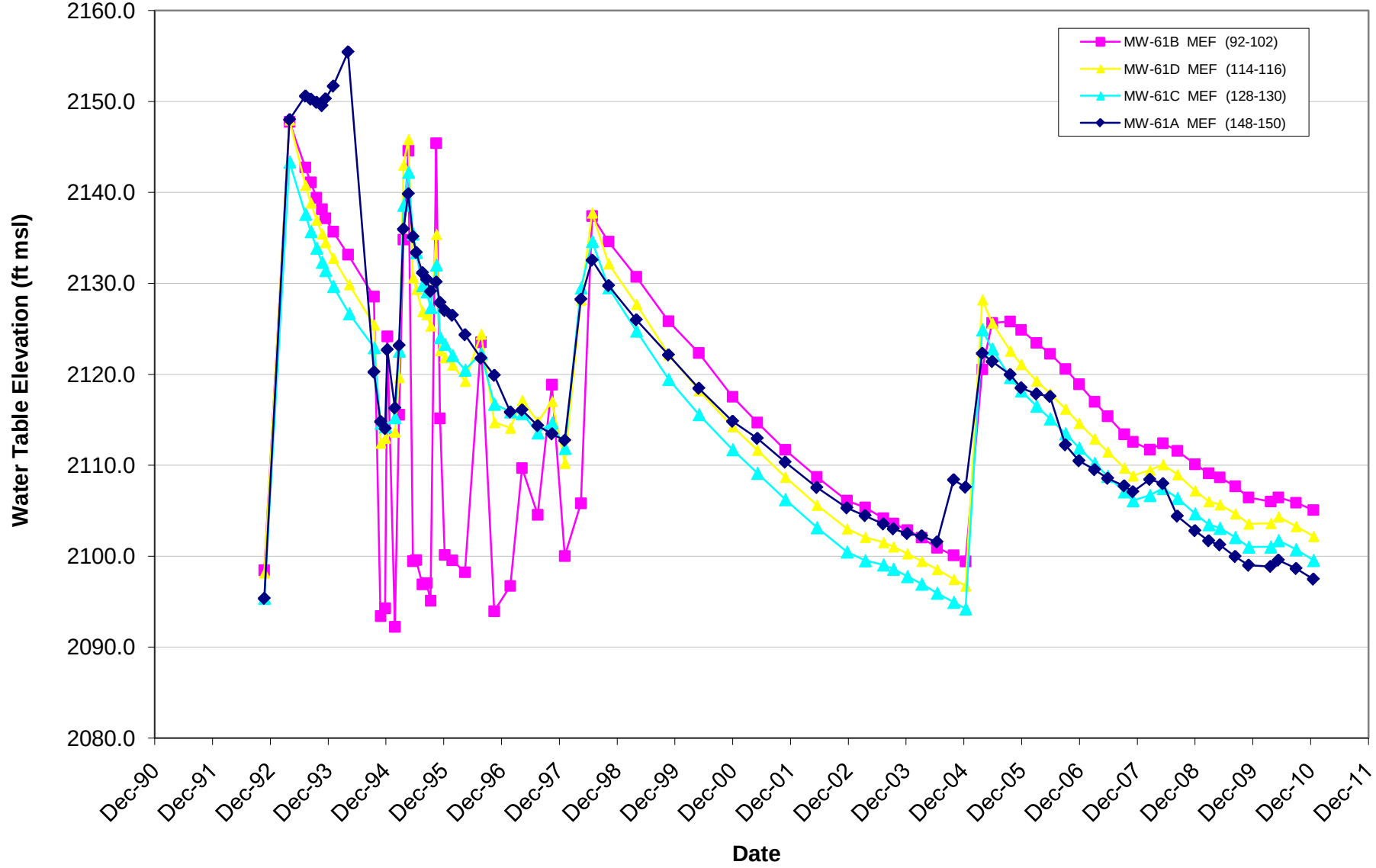

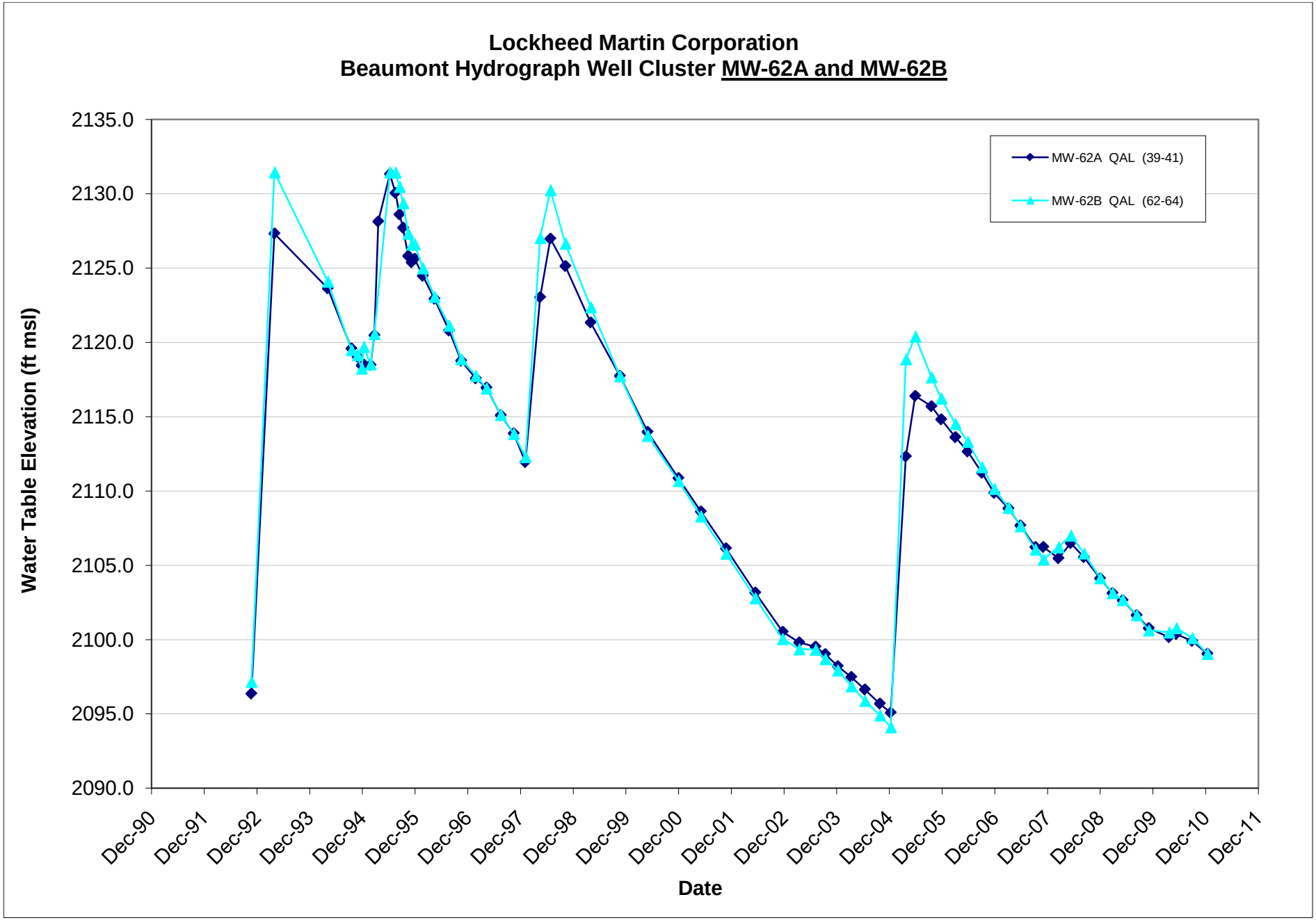
Lockheed Martin Corporation
Beaumont Hydrograph Well Cluster MW-62A and MW-62B
MW-62A QAL (39-41)
MW-62B QAL (62-64)
Water Table Elevation (ft msl)
2135.0
2130.0
2125.0
2120.0
2115.0
2110.0
2105.0
2100.0
2095.0
2090.0
Dec-90
Dec-91
Dec-92
Dec-93
Dec-94
Dec-95
Dec-96
Dec-97
Dec-98
Dec-99
Dec-00
Dec-01
Dec-02
Dec-03
Dec-04
Dec-05
Dec-06
Dec-07
Dec-08
Dec-09
Dec-10
Dec-11
Date

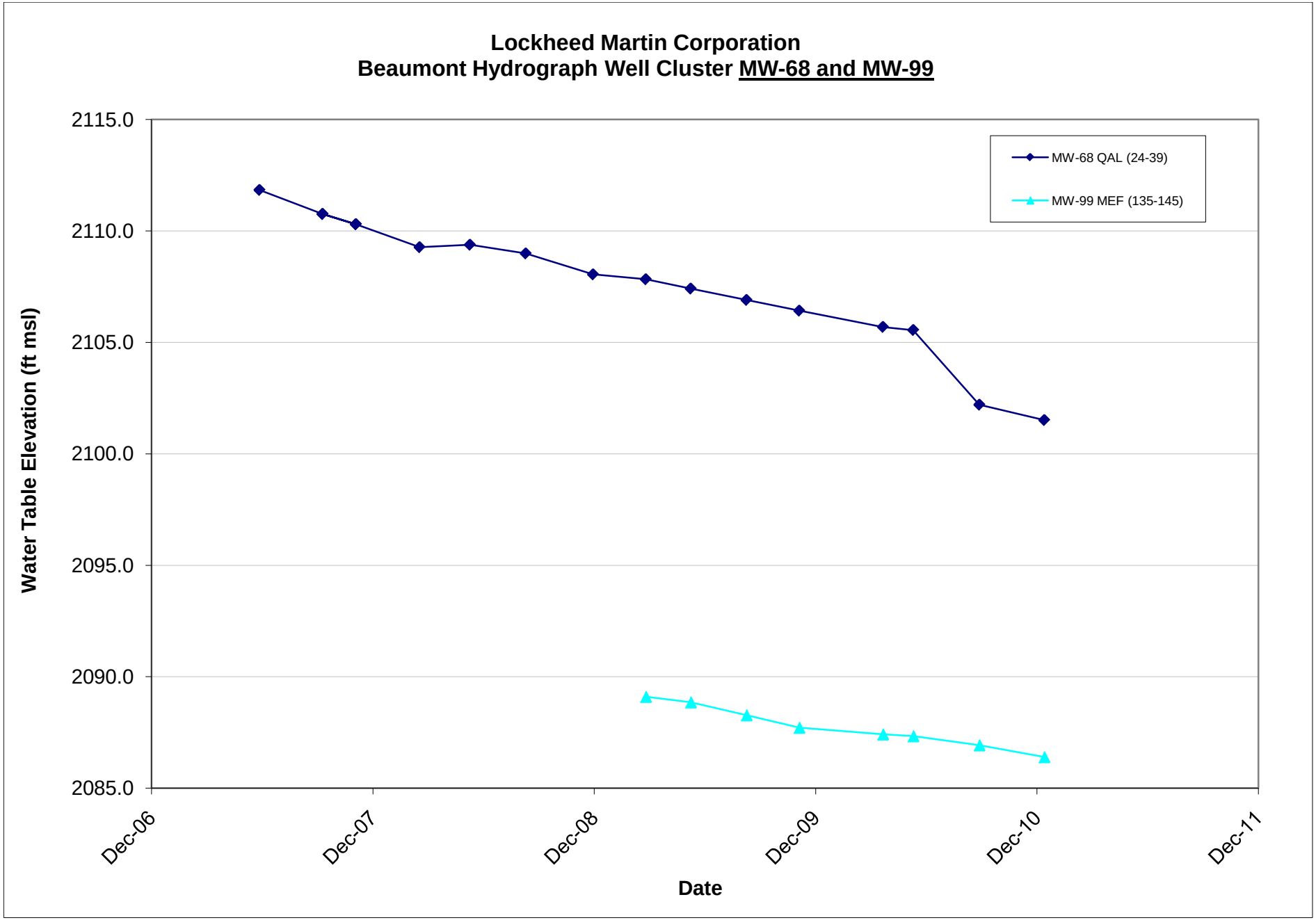
Lockheed Martin Corporation
Beaumont Hydrograph Well Cluster MW-68 and MW-99
Water Table Elevation (ft msl)
2115.0
2110.0
2105.0
2100.0
2095.0
2090.0
2085.0
Dec-06
Dec-07
Dec-08
Dec-09
Dec-10
Dec-11
Date
MW-68 QAL (24-39)
MW-99 MEF (135-145)

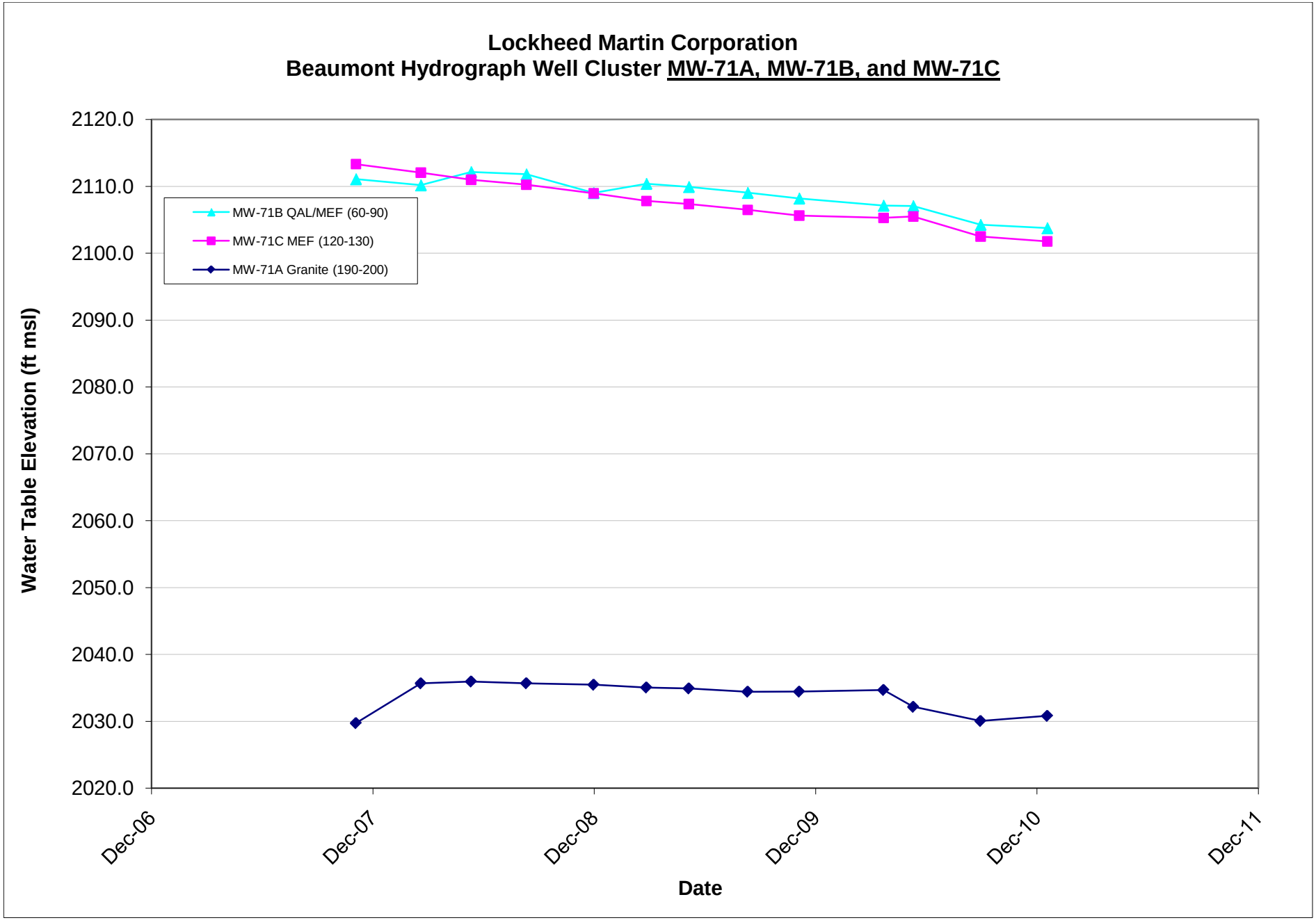
Lockheed Martin Corporation
Beaumont Hydrograph Well Cluster MW-71A, MW-71B, and MW-71C
MW-71B QAL/MEF (60-90)
MW-71C MEF (120-130)
MW-71A Granite (190-200)
Water Table Elevation (ft msl)
2120.0
2110.0
2100.0
2090.0
2080.0
2070.0
2060.0
2050.0
2040.0
2030.0
2020.0
Dec-06
Dec-07
Dec-08
Dec-09
Dec-10
Dec-11
Date

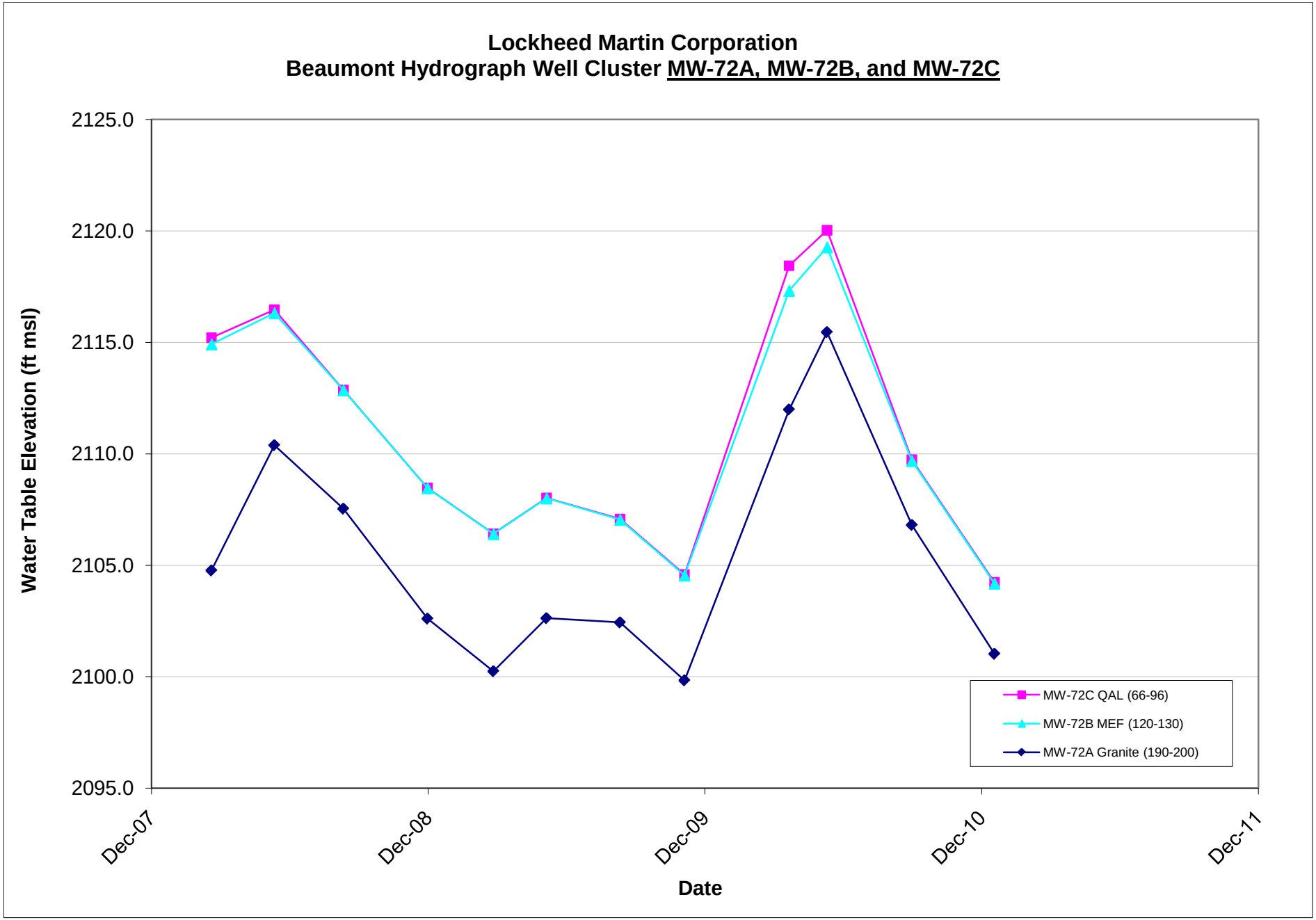
Lockheed Martin Corporation
Beaumont Hydrograph Well Cluster MW-72A, MW-72B, and MW-72C
Water Table Elevation (ft msl)
2125.0
2120.0
2115.0
2110.0
2105.0
2100.0
2095.0
Dec-07
Dec-08
Dec-09
Dec-10
Dec-11
Date
MW-72C QAL (66-96)
MW-72B MEF (120-130)
MW-72A Granite (190-200)

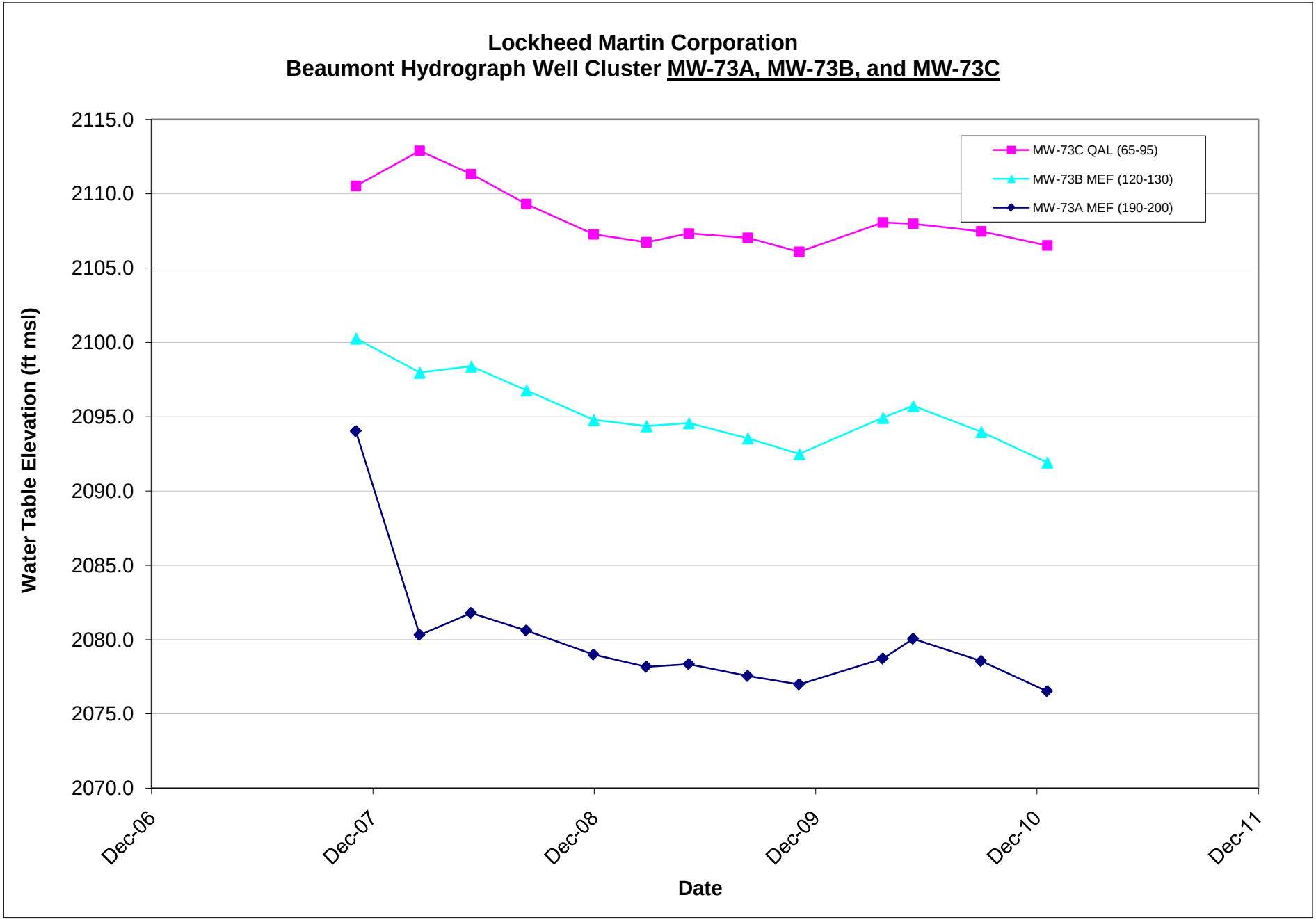
Lockheed Martin Corporation
Beaumont Hydrograph Well Cluster MW-73A, MW-73B, and MW-73C
Water Table Elevation (ft msl)
2115.0
2110.0
2105.0
2100.0
2095.0
2090.0
2085.0
2080.0
2075.0
2070.0
Dec-06
Dec-07
Dec-08
Dec-09
Dec-10
Dec-11
Date
MW-73C QAL (65-95)
MW-73B MEF (120-130)
MW-73A MEF (190-200)

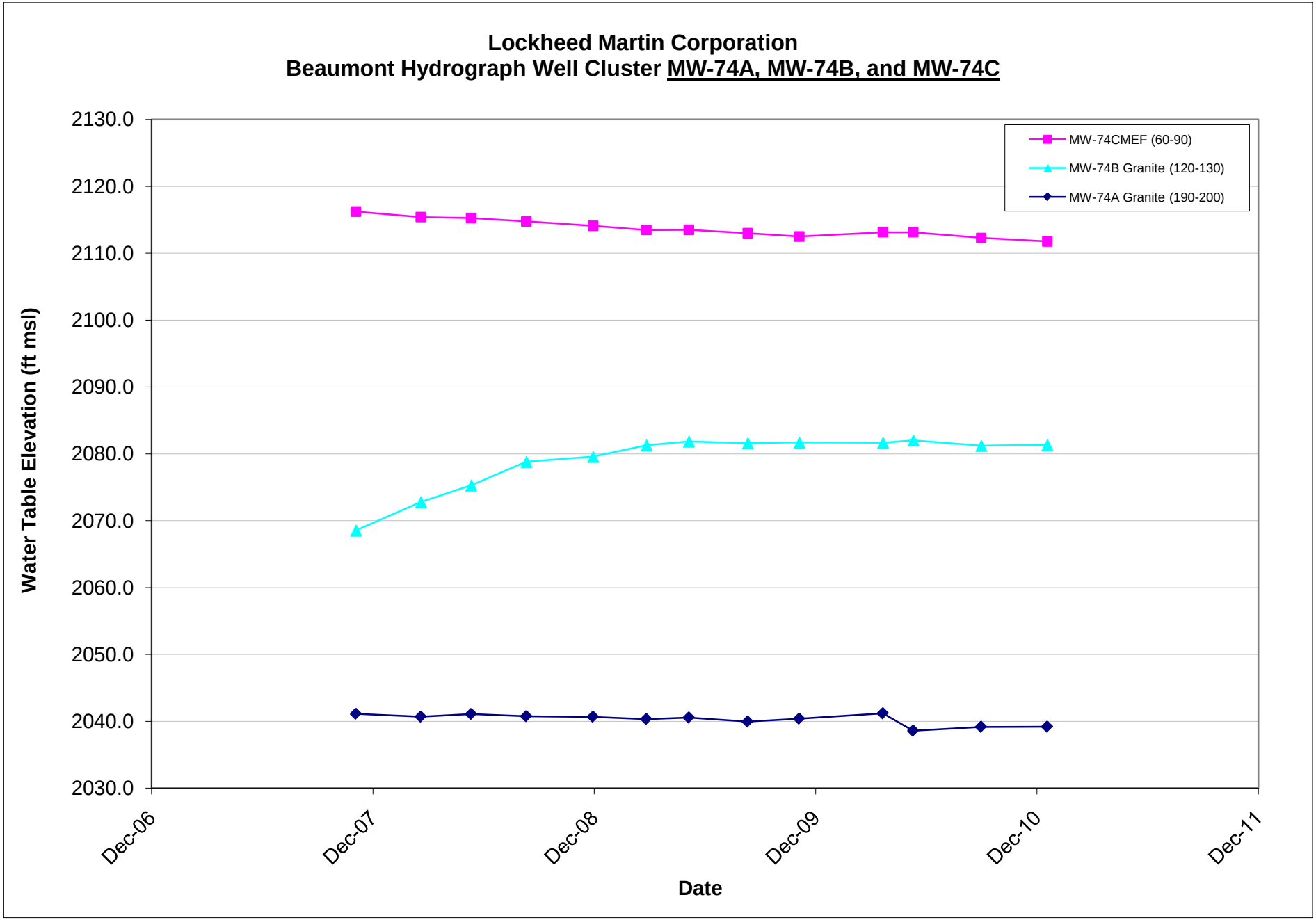
Lockheed Martin Corporation
Beaumont Hydrograph Well Cluster MW-74A, MW-74B, and MW-74C
Water Table Elevation (ft msl)
2130.0
2120.0
2110.0
2100.0
2090.0
2080.0
2070.0
2060.0
2050.0
2040.0
2030.0
Dec-06
Dec-07
Dec-08
Dec-09
Dec-10
Dec-11
Date
MW-74CMEF (60-90)
MW-74B Granite (120-130)
MW-74A Granite (190-200)

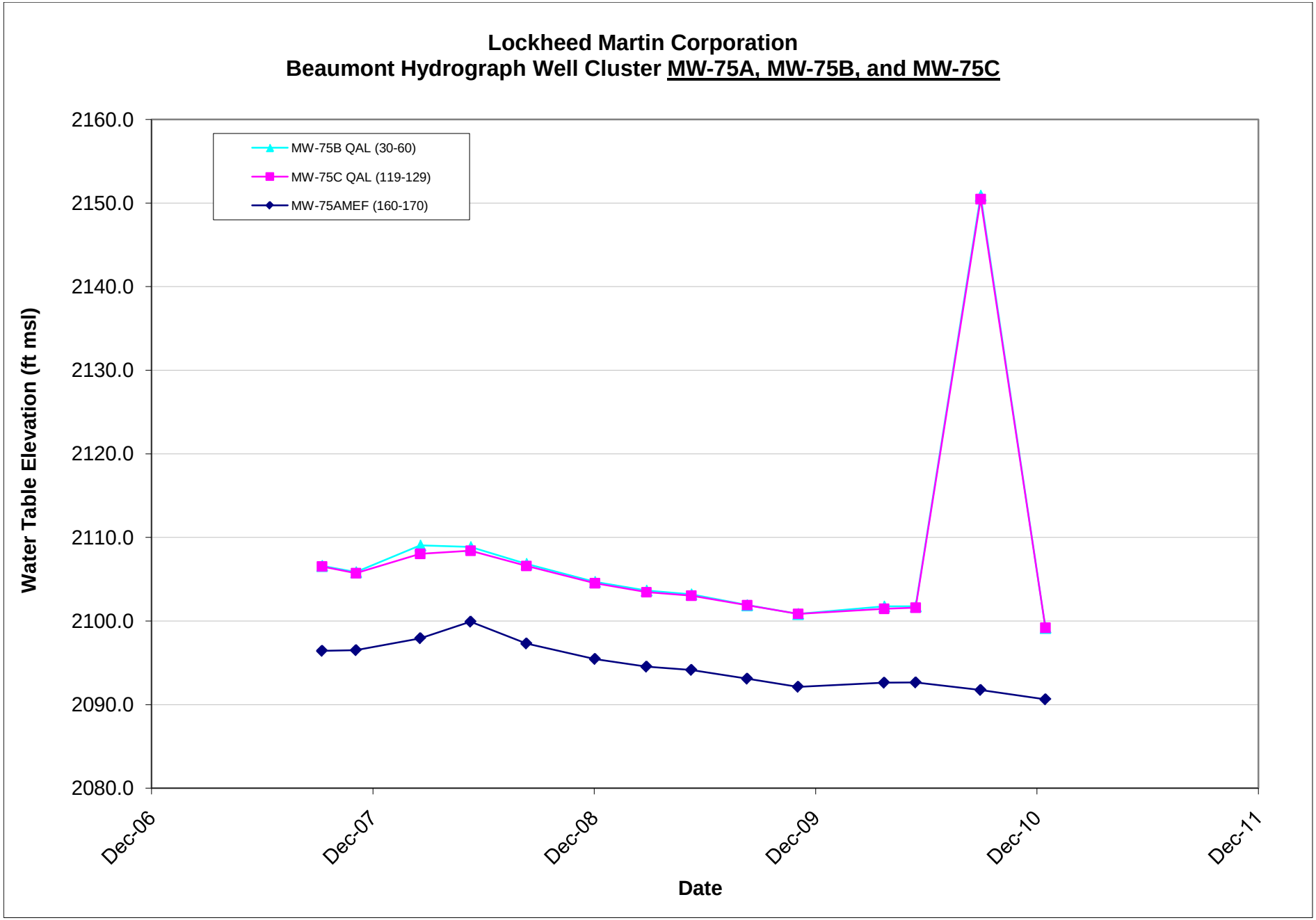
Lockheed Martin Corporation
Beaumont Hydrograph Well Cluster MW-75A, MW-75B, and MW-75C
MW-75B QAL (30-60)
MW-75C QAL (119-129)
MW-75AMEF (160-170)
Water Table Elevation (ft msl)
2160.0
2150.0
2140.0
2130.0
2120.0
2110.0
2100.0
2090.0
2080.0
Dec-06
Dec-07
Dec-08
Dec-09
Dec-10
Dec-11
Date

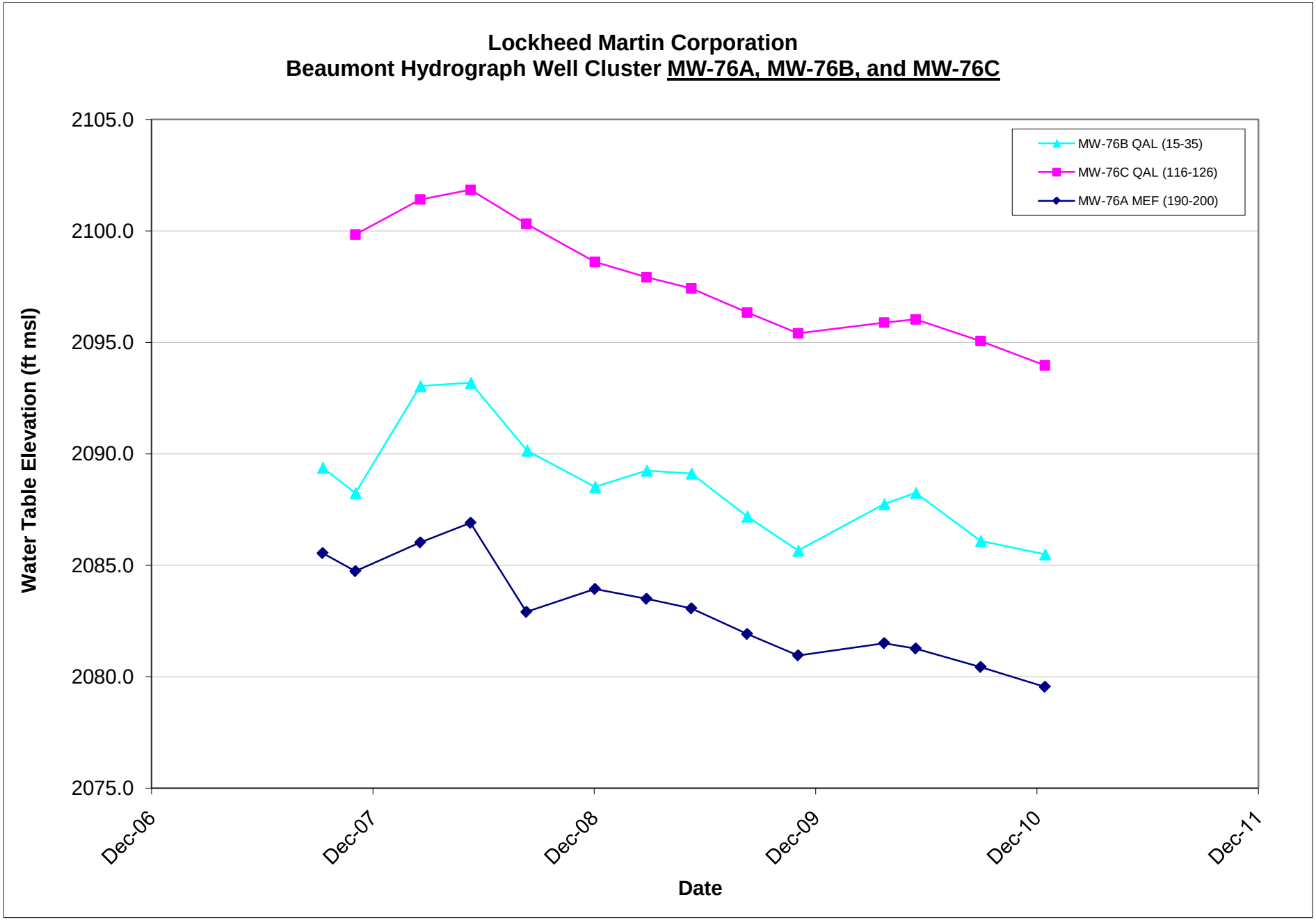
Lockheed Martin Corporation
Beaumont Hydrograph Well Cluster MW-76A, MW-76B, and MW-76C
Water Table Elevation (ft msl)
2105.0
2100.0
2095.0
2090.0
2085.0
2080.0
2075.0
Dec-06
Dec-07
Dec-08
Dec-09
Dec-10
Dec-11
Date
MW-76B QAL (15-35)
MW-76C QAL (116-126)
MW-76A MEF (190-200)

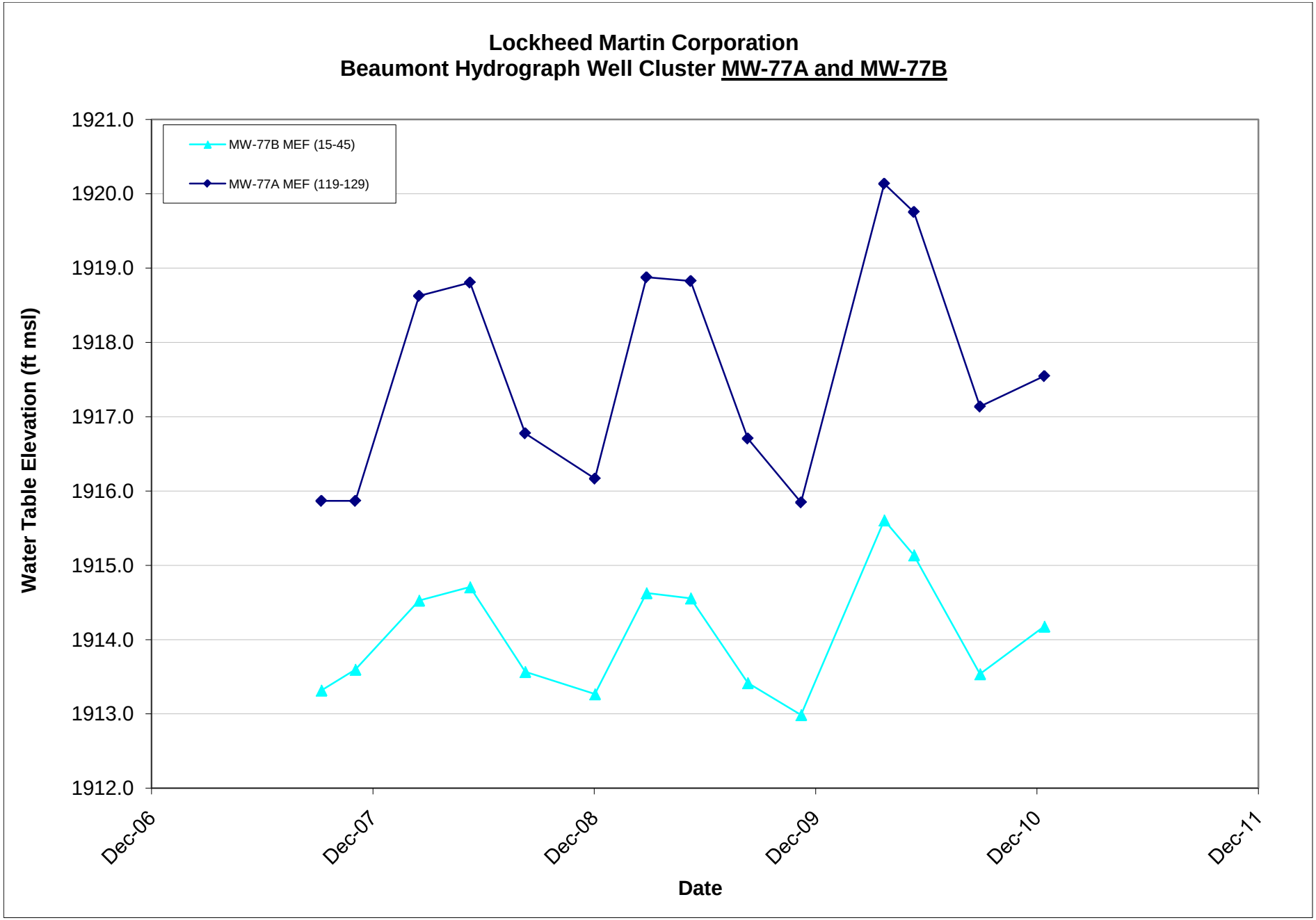
Lockheed Martin Corporation
Beaumont Hydrograph Well Cluster MW-77A and MW-77B
MW-77B MEF (15-45)
MW-77A MEF (119-129)
Water Table Elevation (ft msl)
1921.0
1920.0
1919.0
1918.0
1917.0
1916.0
1915.0
1914.0
1913.0
1912.0
Dec-06
Dec-07
Dec-08
Dec-09
Dec-10
Dec-11
Date

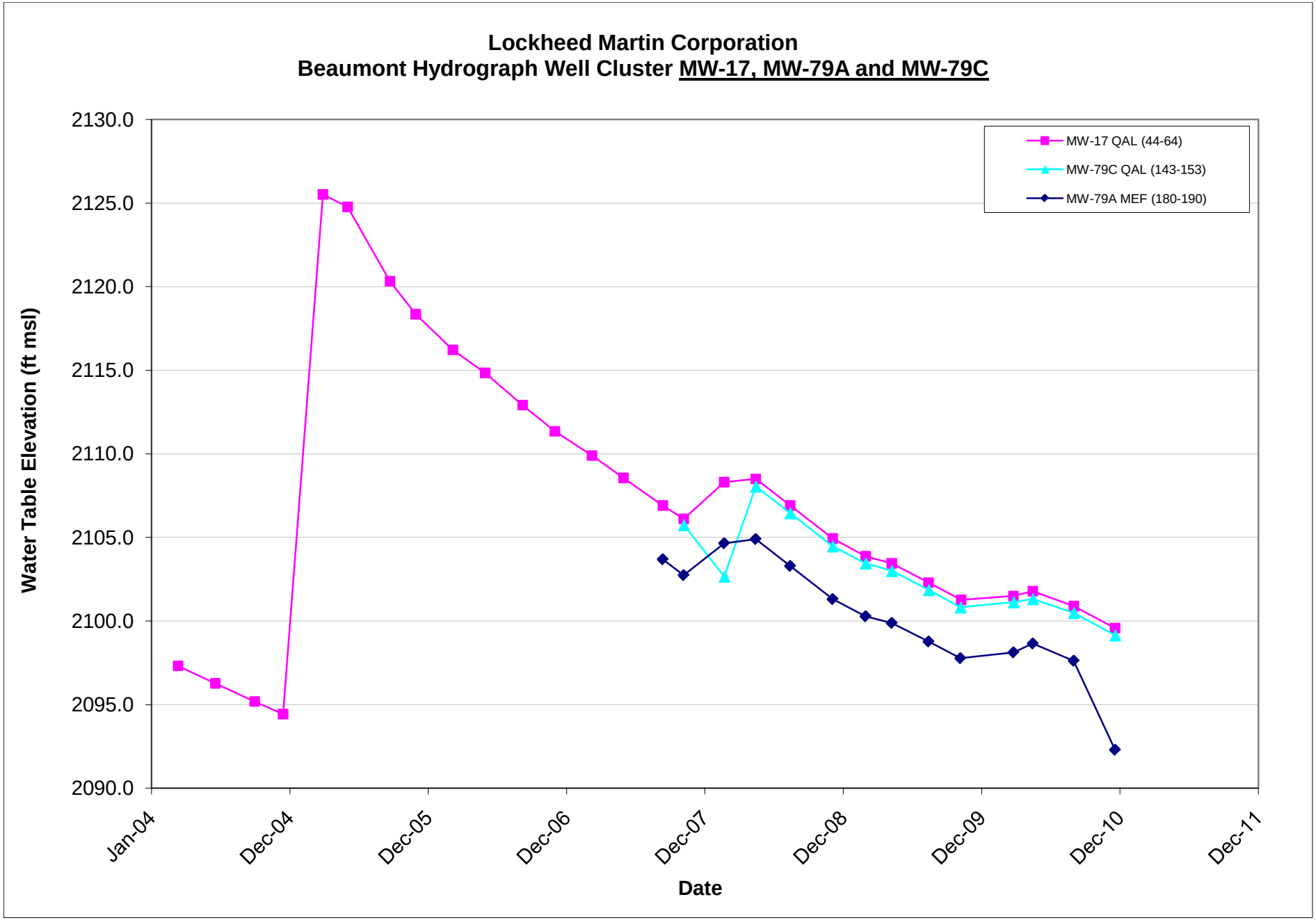
Lockheed Martin Corporation
Beaumont Hydrograph Well Cluster MW-17, MW-79A and MW-79C
Water Table Elevation (ft msl)
2130.0
2125.0
2120.0
2115.0
2110.0
2105.0
2100.0
2095.0
2090.0
Jan-04
Dec-04
Dec-05
Dec-06
Dec-07
Dec-08
Dec-09
Dec-10
Dec-11
Date
MW-17 QAL (44-64)
MW-79C QAL (143-153)
MW-79A MEF (180-190)

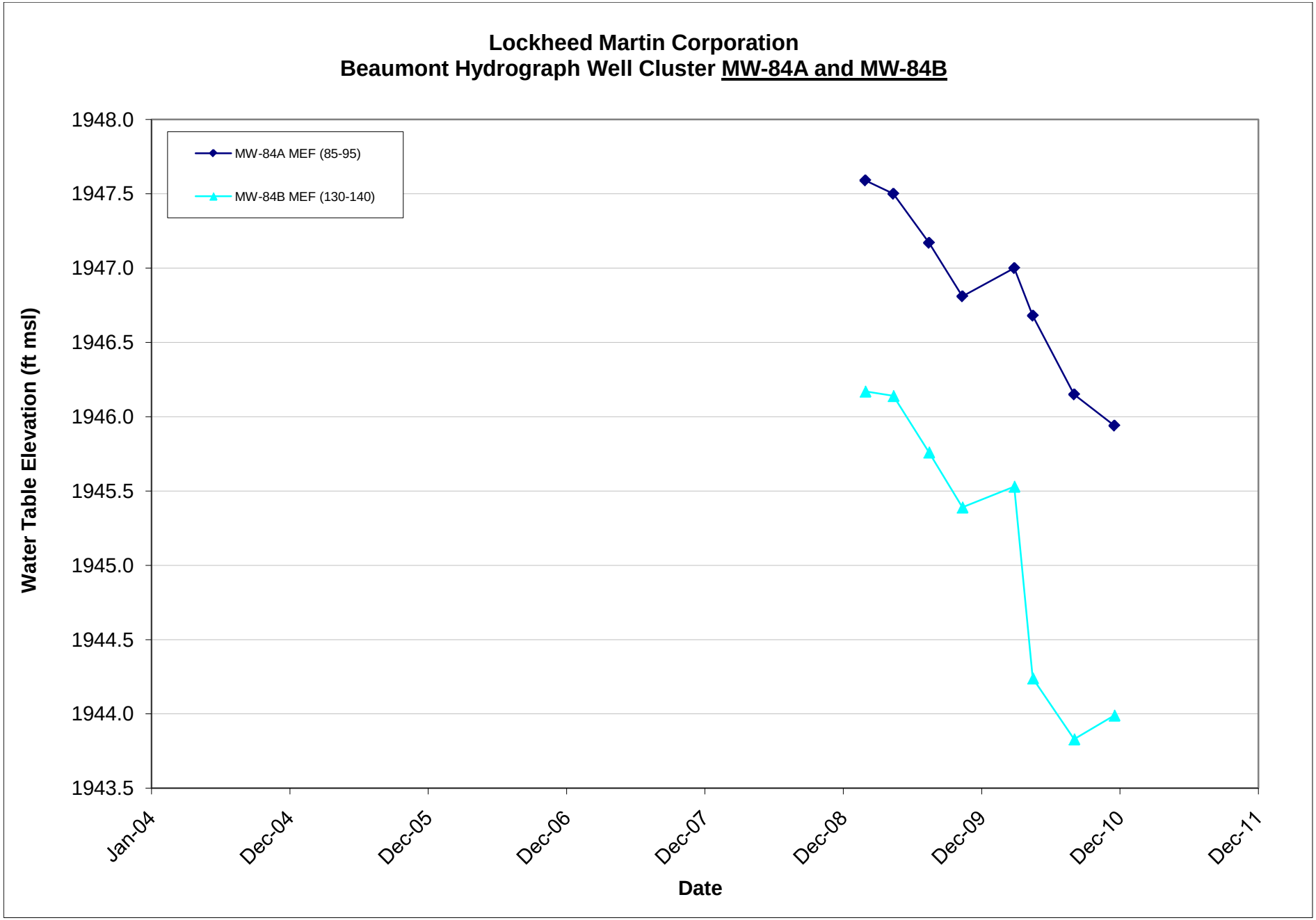
Lockheed Martin Corporation
Beaumont Hydrograph Well Cluster MW-84A and MW-84B
MW-84A MEF (85-95)
MW-84B MEF (130-140)
Water Table Elevation (ft msl)
1948.0
1947.5
1947.0
1946.5
1946.0
1945.5
1945.0
1944.5
1944.0
1943.5
Jan-04
Dec-04
Dec-05
Dec-06
Dec-07
Dec-08
Dec-09
Dec-10
Dec-11
Date

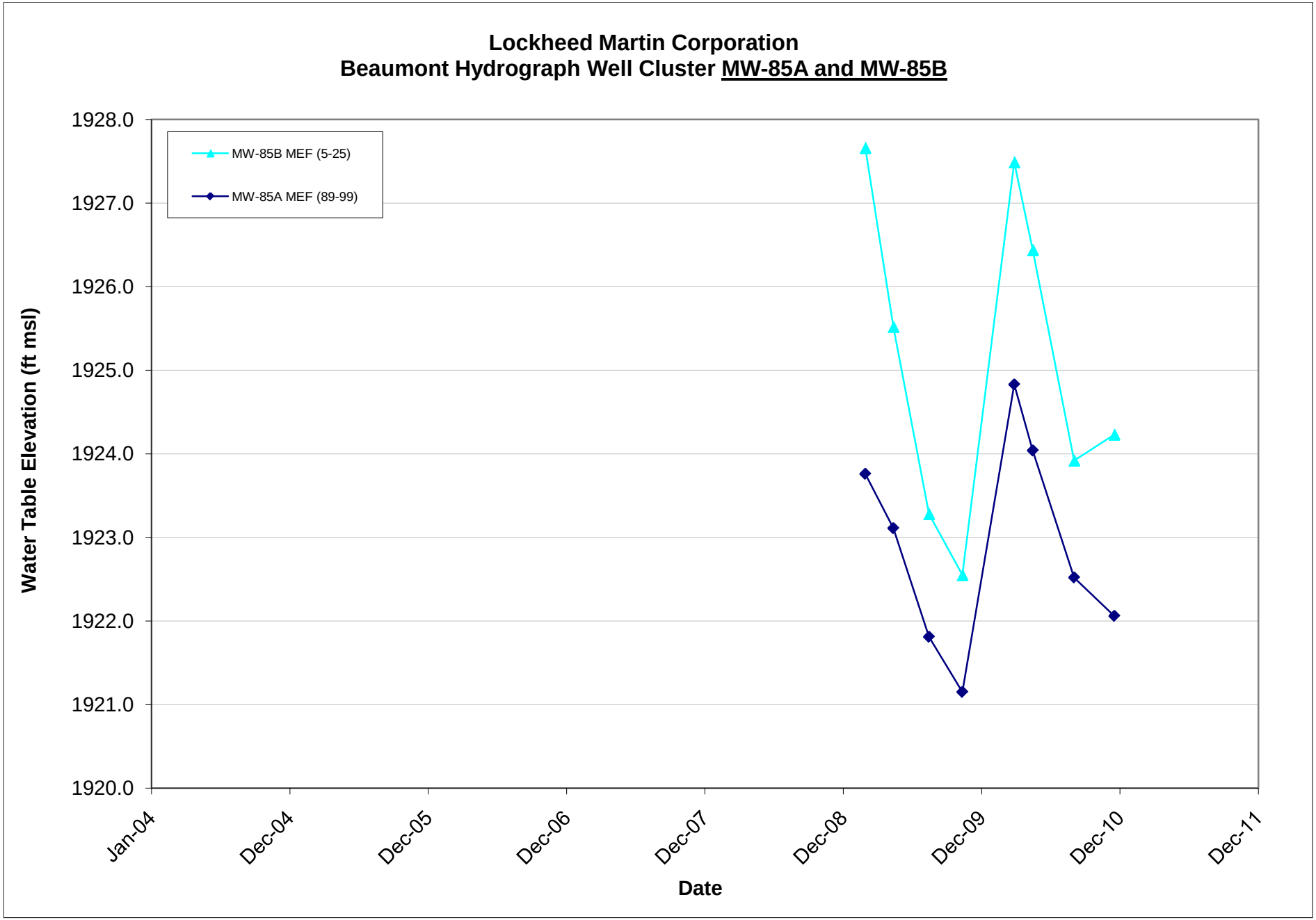
Lockheed Martin Corporation
Beaumont Hydrograph Well Cluster MW-85A and MW-85B
MW-85B MEF (5-25)
MW-85A MEF (89-99)
Water Table Elevation (ft msl)
1928.0
1927.0
1926.0
1925.0
1924.0
1923.0
1922.0
1921.0
1920.0
Jan-04
Dec-04
Dec-05
Dec-06
Dec-07
Dec-08
Dec-09
Dec-10
Dec-11
Date

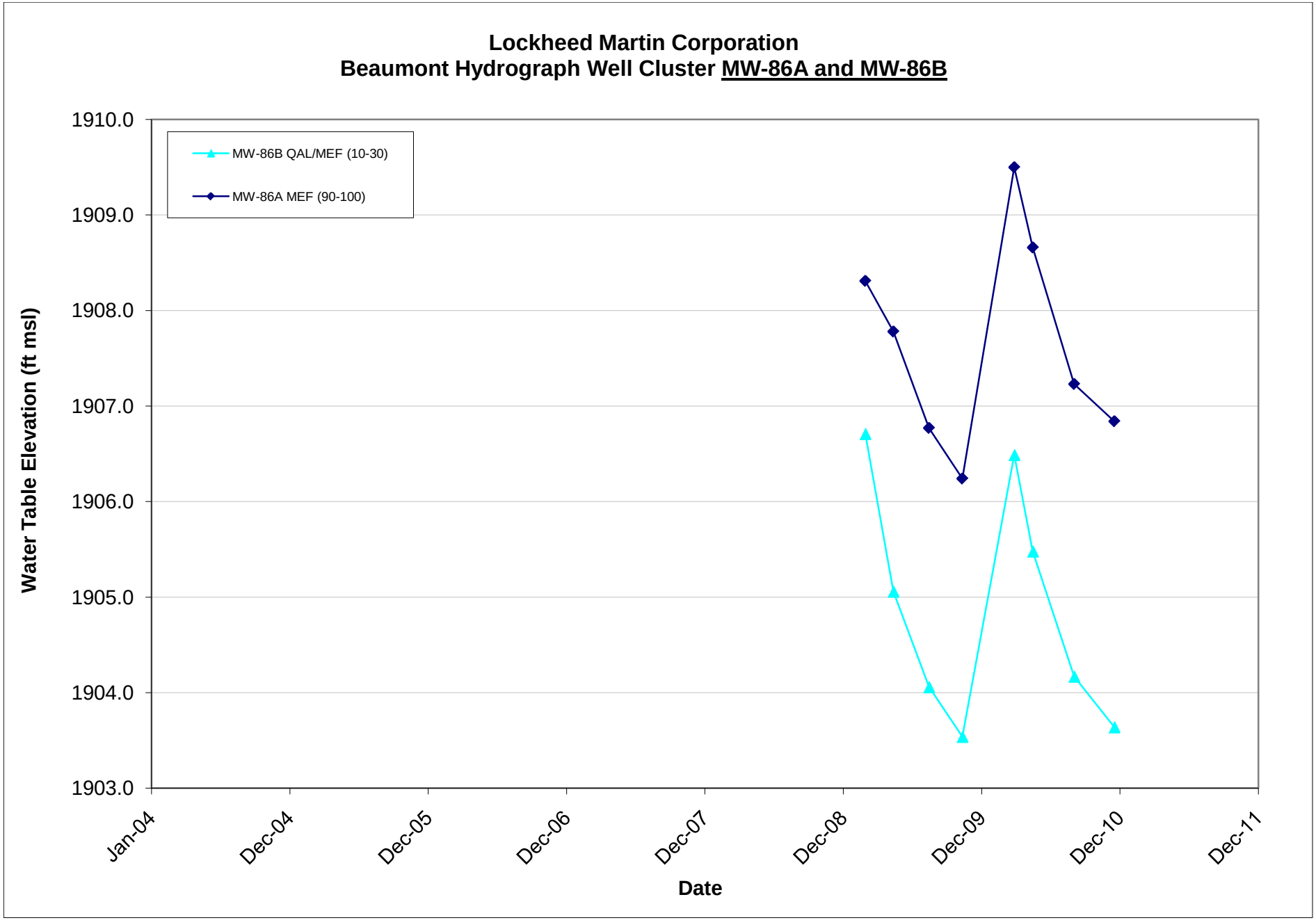
Lockheed Martin Corporation
Beaumont Hydrograph Well Cluster MW-86A and MW-86B
MW-86B QAL/MEF (10-30)
MW-86A MEF (90-100)
Water Table Elevation (ft msl)
1910.0
1909.0
1908.0
1907.0
1906.0
1905.0
1904.0
1903.0
Jan-04
Dec-04
Dec-05
Dec-06
Dec-07
Dec-08
Dec-09
Dec-10
Dec-11
Date

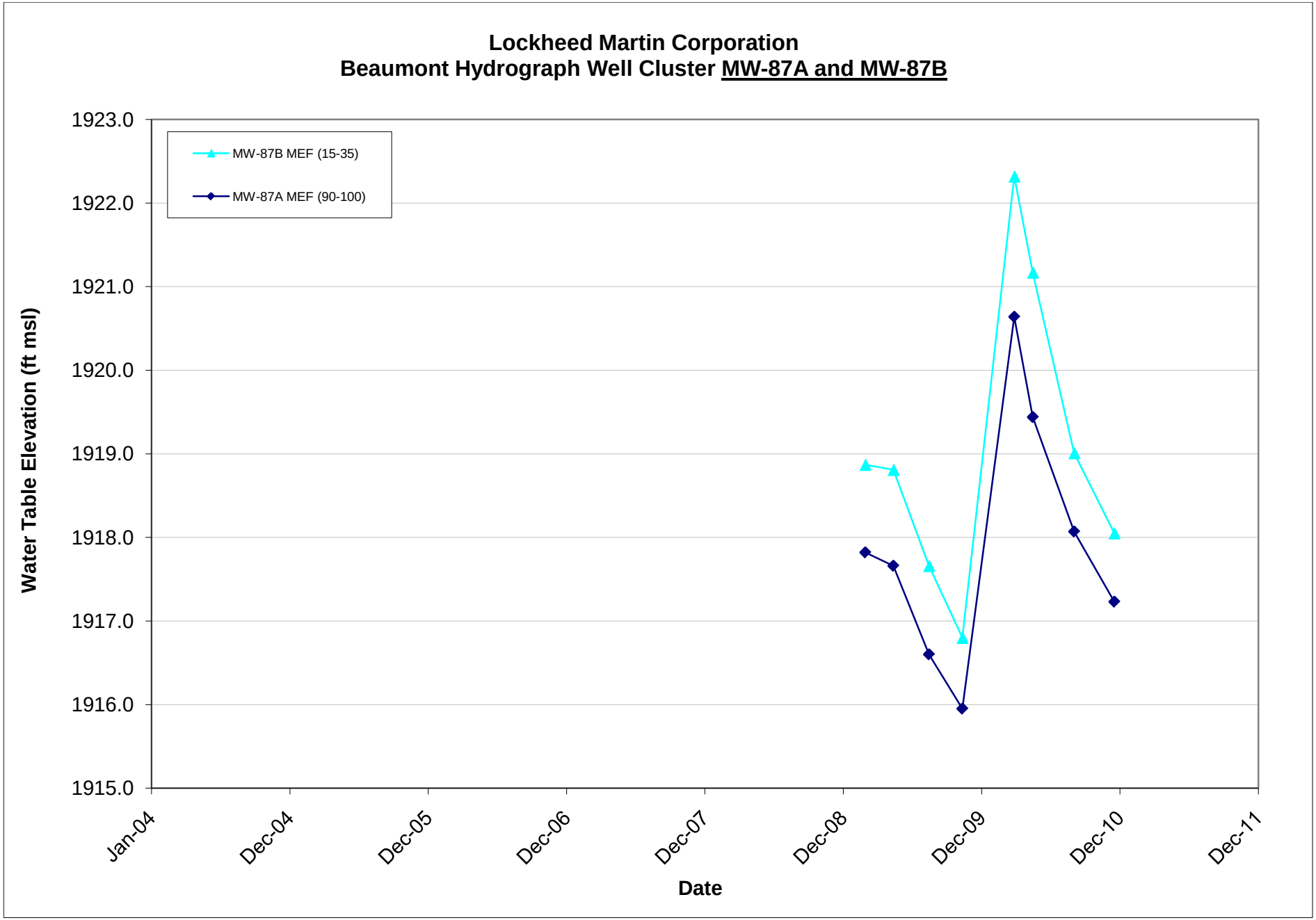
Lockheed Martin Corporation
Beaumont Hydrograph Well Cluster MW-87A and MW-87B
MW-87B MEF (15-35)
MW-87A MEF (90-100)
Water Table Elevation (ft msl)
1923.0
1922.0
1921.0
1920.0
1919.0
1918.0
1917.0
1916.0
1915.0
Jan-04
Dec-04
Dec-05
Dec-06
Dec-07
Dec-08
Dec-09
Dec-10
Dec-11
Date

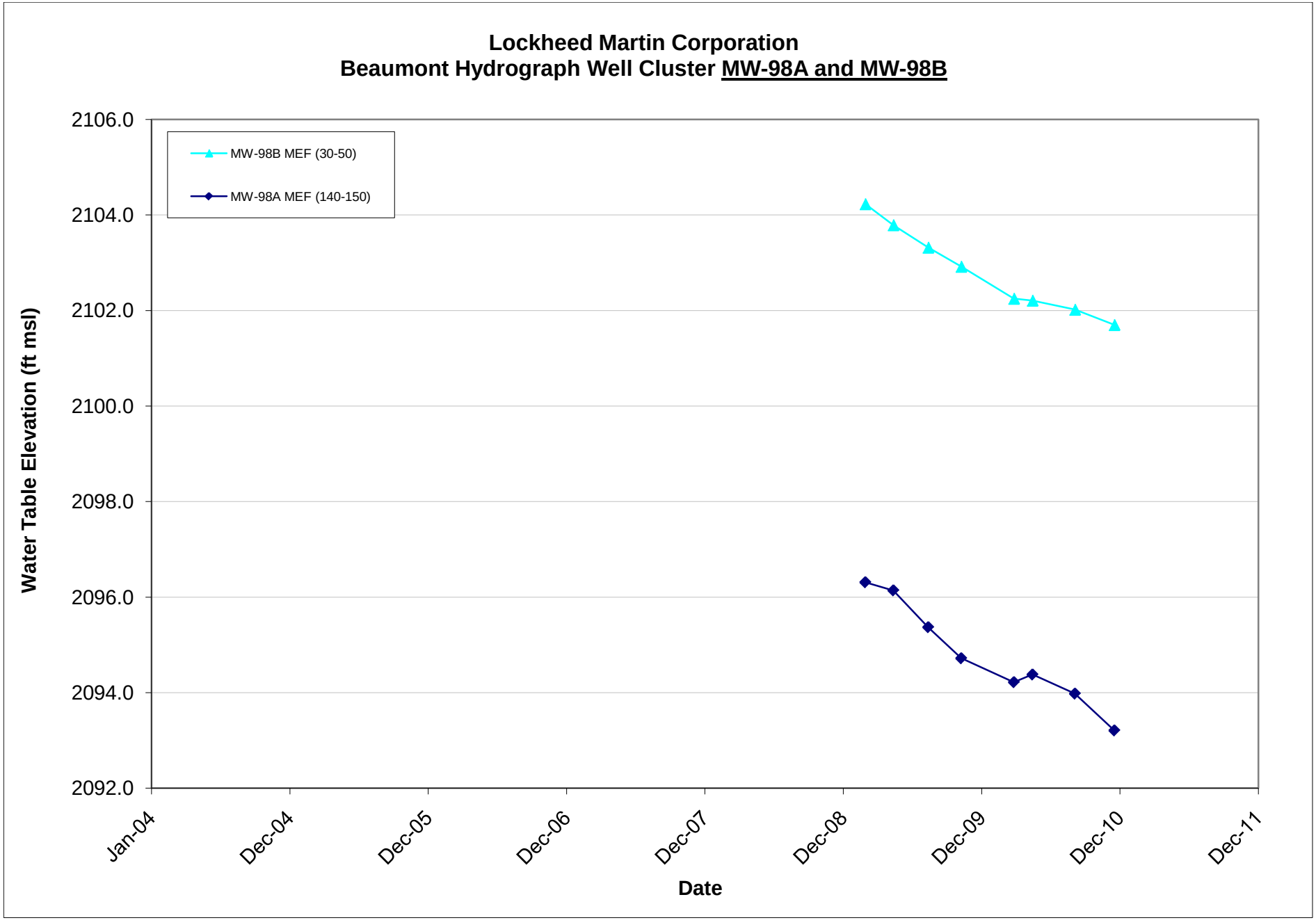
Lockheed Martin Corporation
Beaumont Hydrograph Well Cluster MW-98A and MW-98B
MW-98B MEF (30-50)
MW-98A MEF (140-150)
Water Table Elevation (ft msl)
2106.0
2104.0
2102.0
2100.0
2098.0
2096.0
2094.0
2092.0
Jan-04
Dec-04
Dec-05
Dec-06
Dec-07
Dec-08
Dec-09
Dec-10
Dec-11
Date

APPENDIX E CHEMICALS OF POTENTIAL CONCERN TIME SERIES

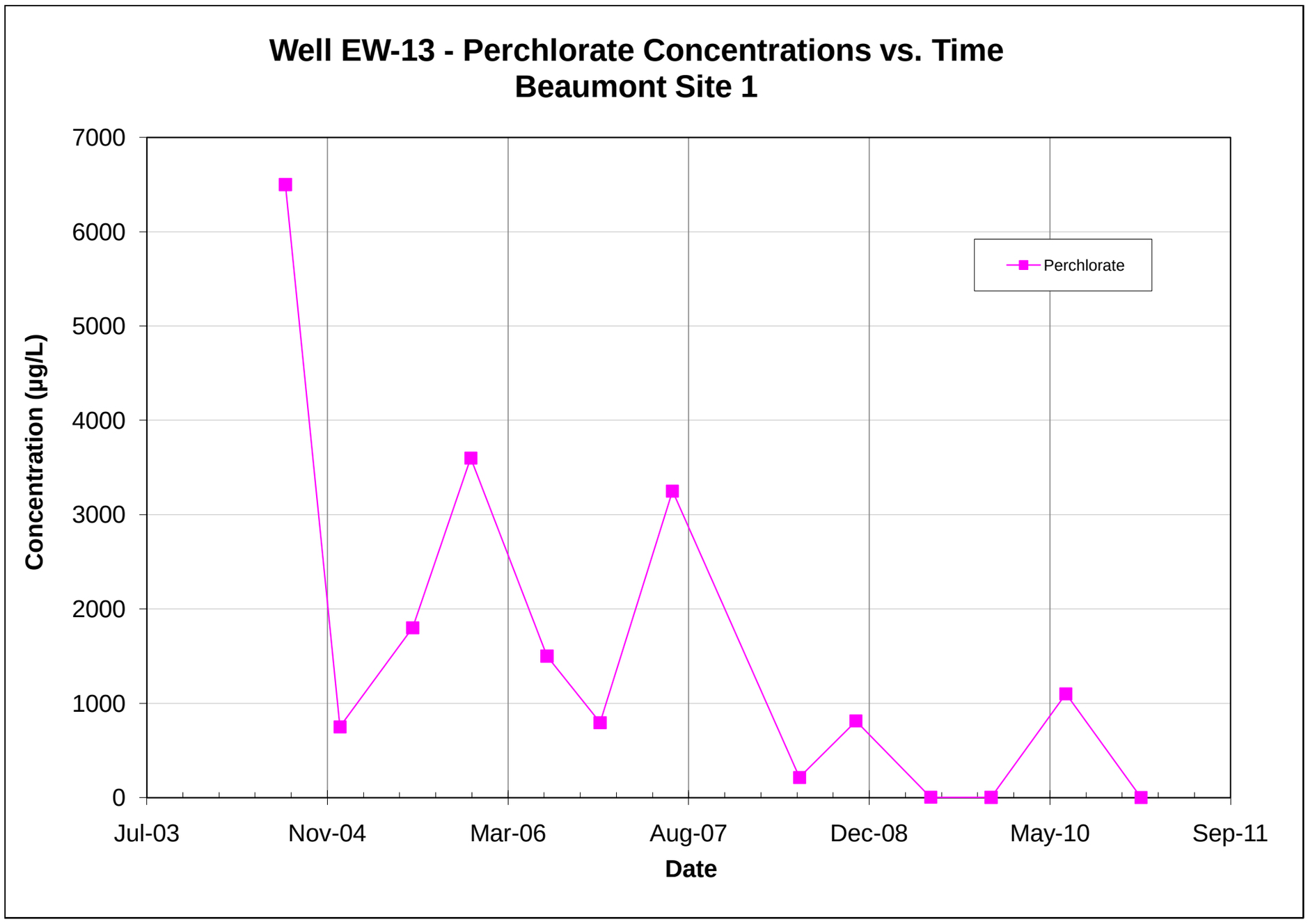

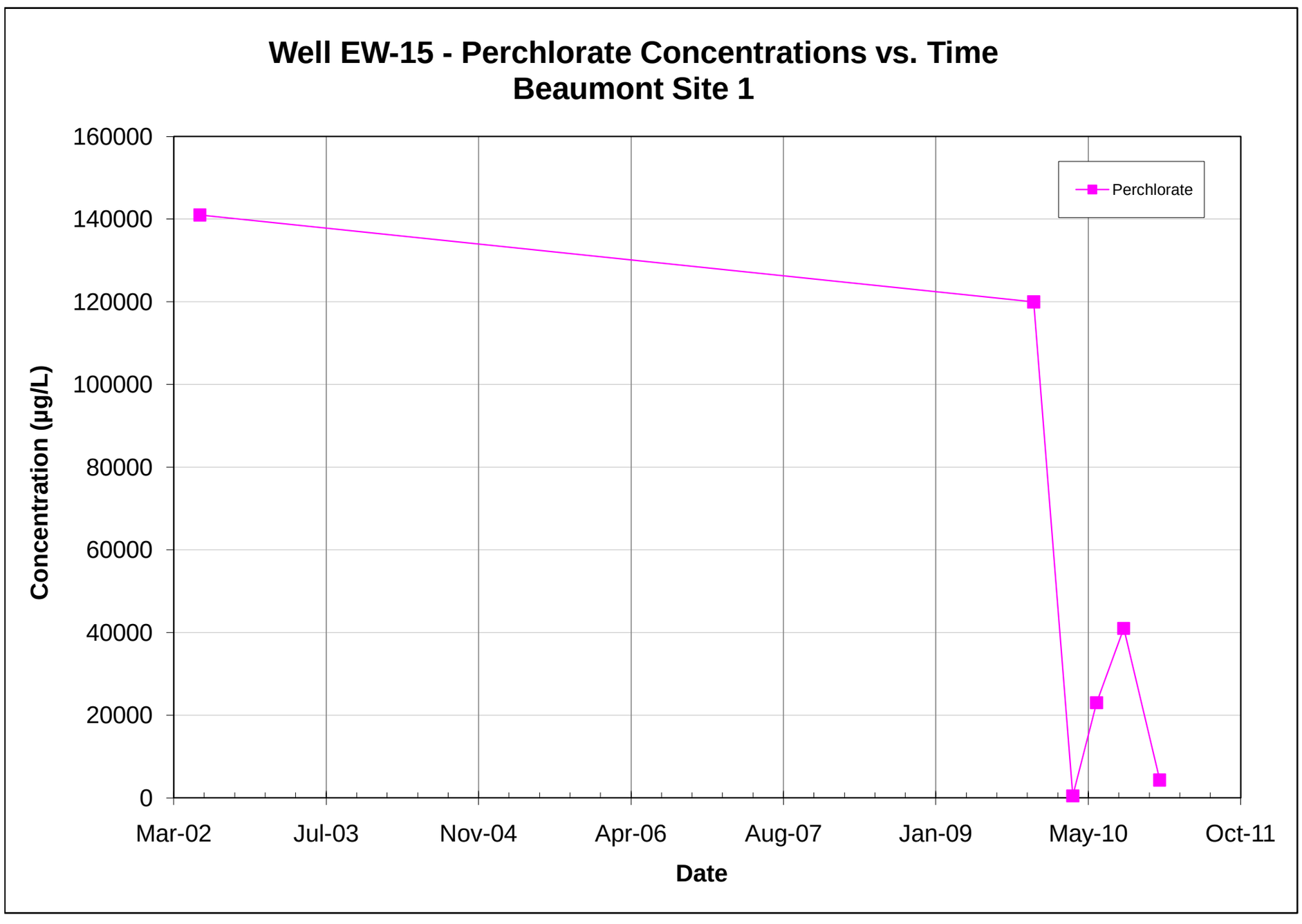

Note: All non-detections are set to zero for graphing purposes.

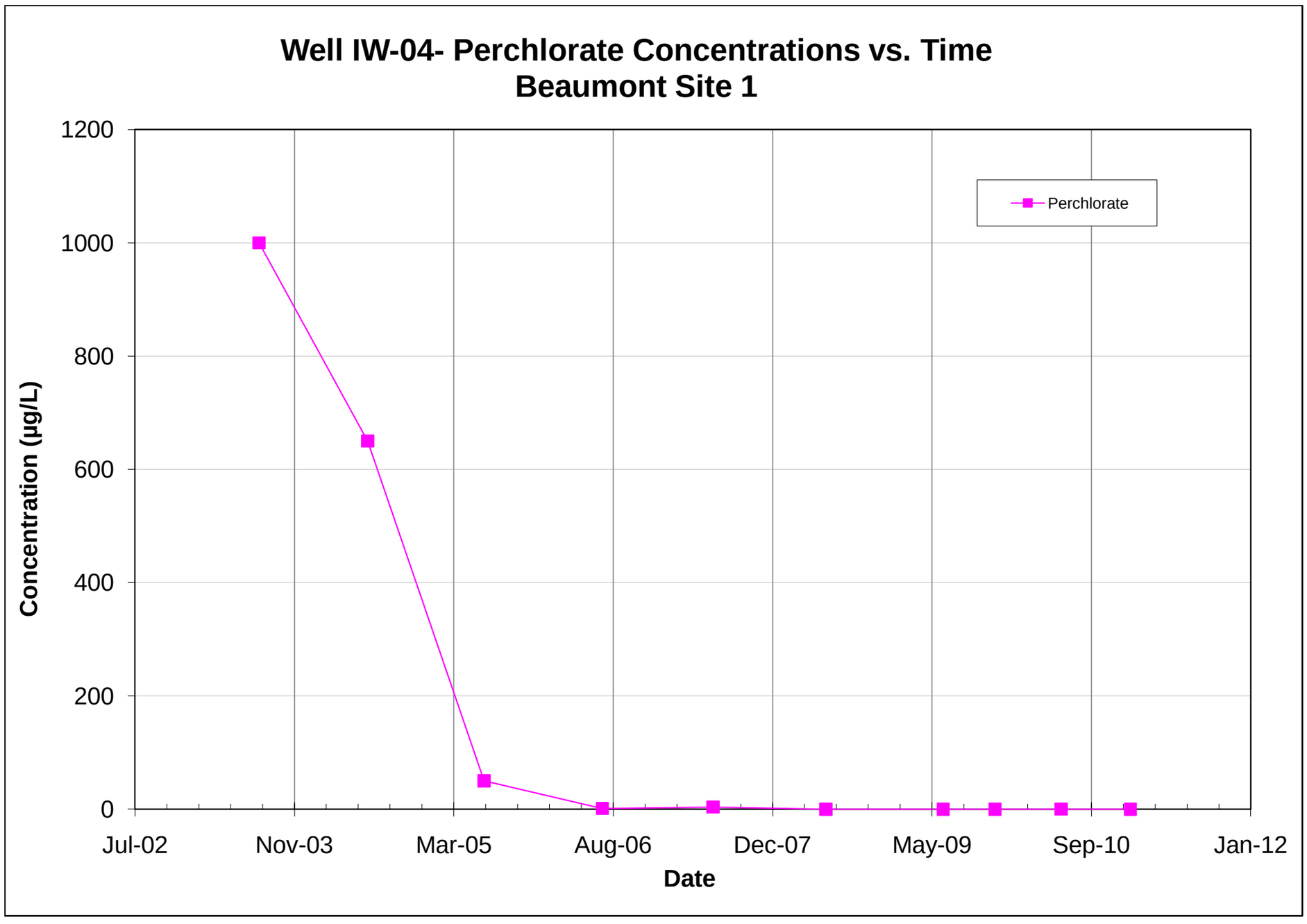

Note: All non-detections are set to zero for graphing purposes.

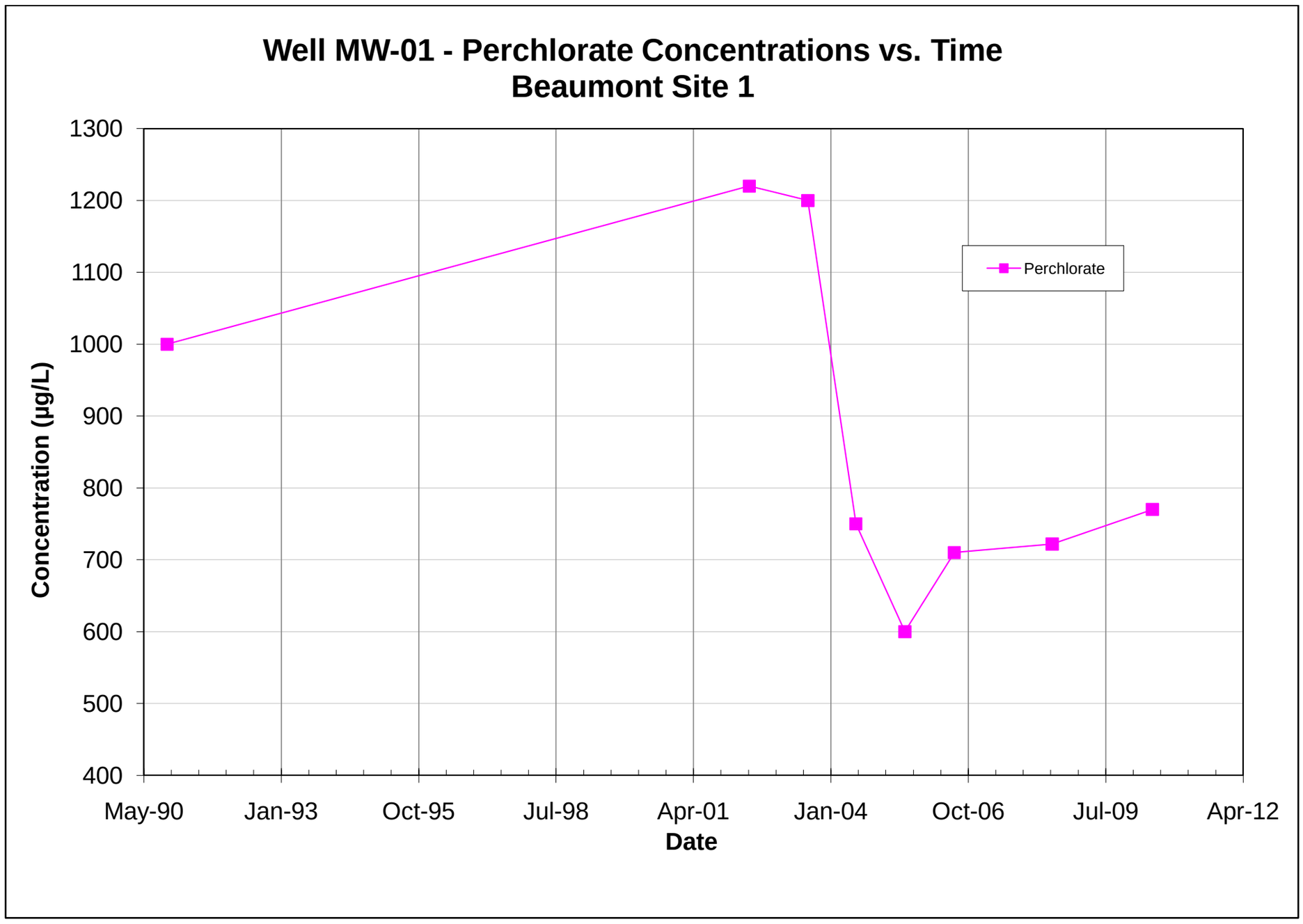

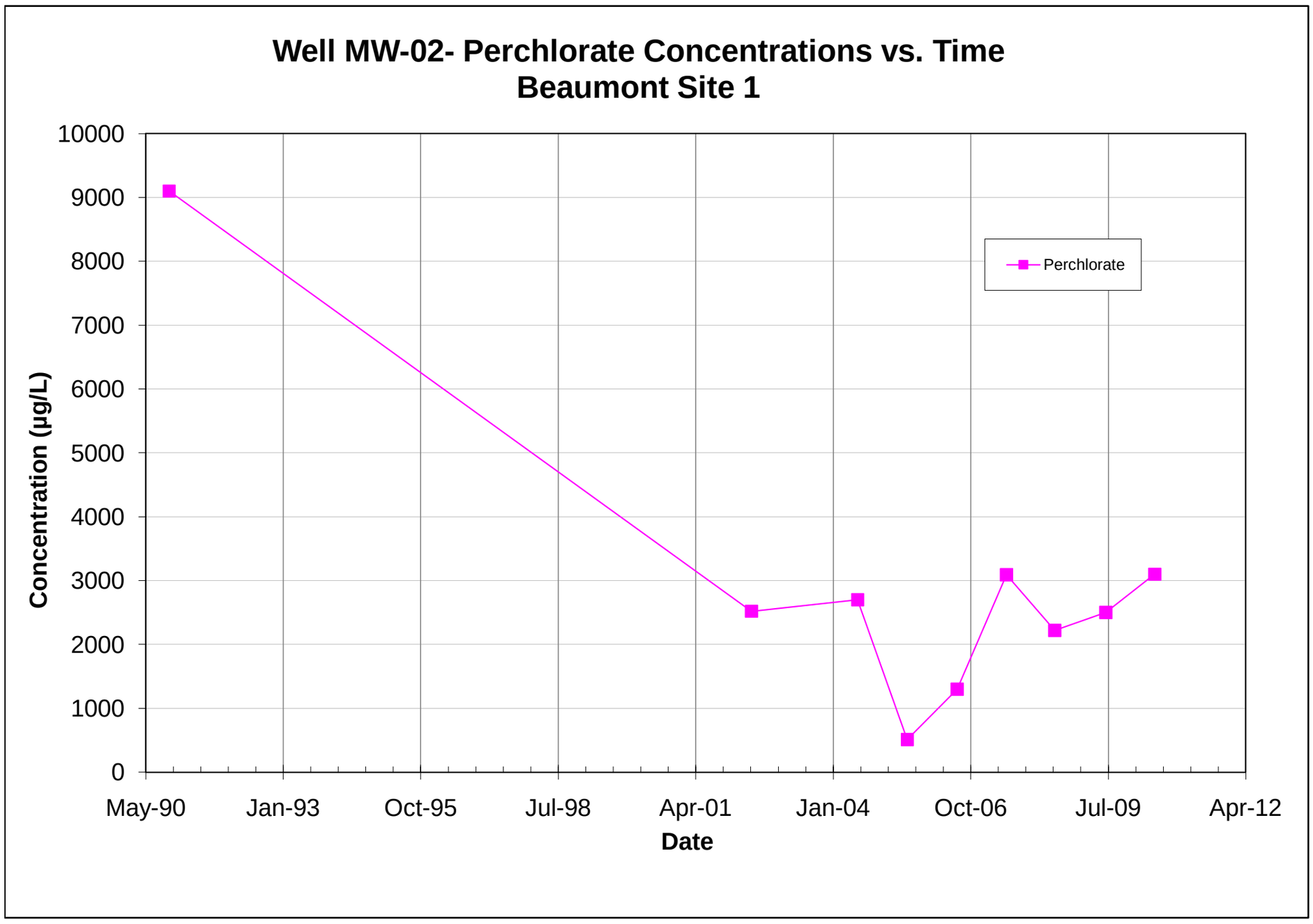

Note: All non-detections are set to zero for graphing purposes.

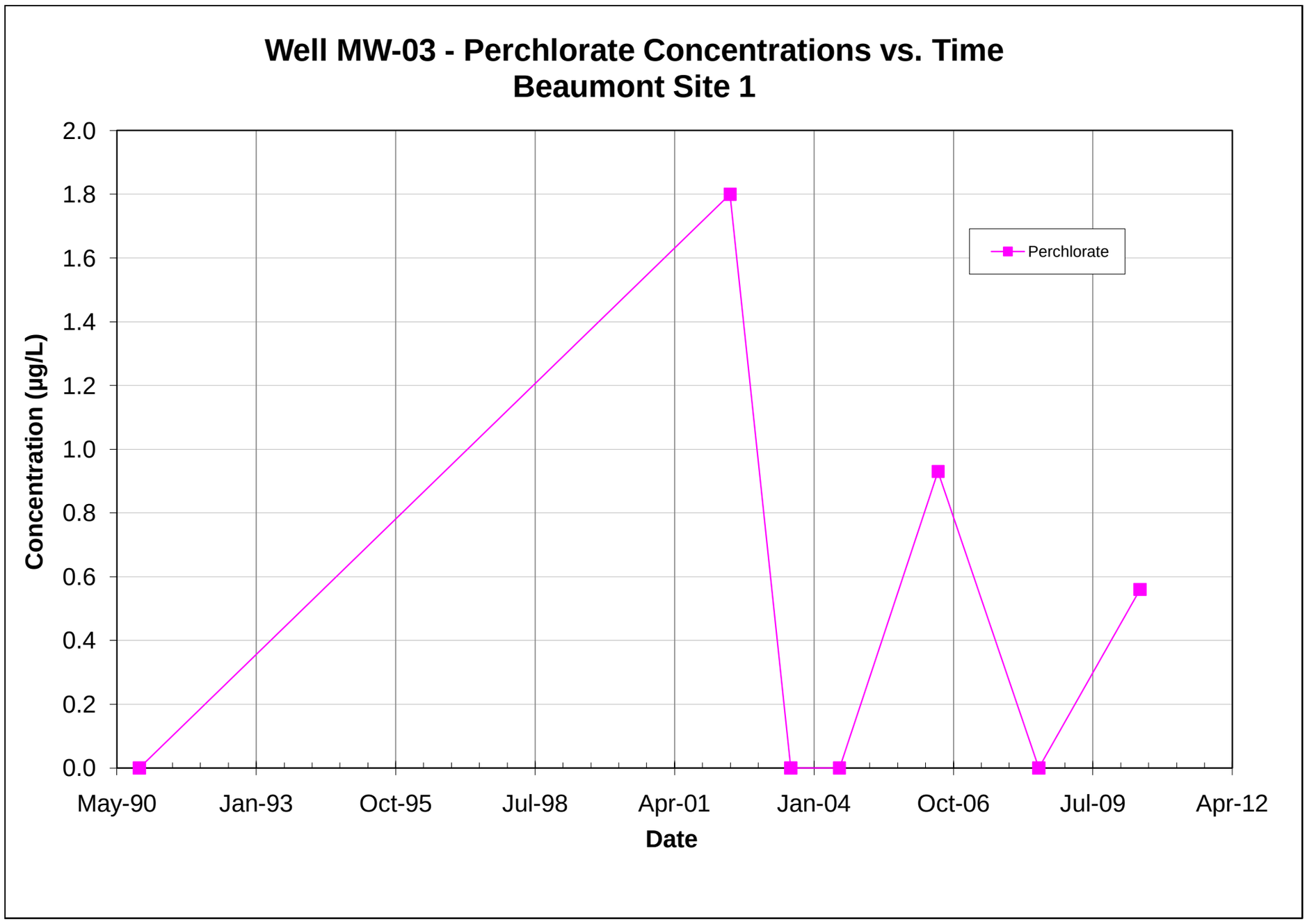

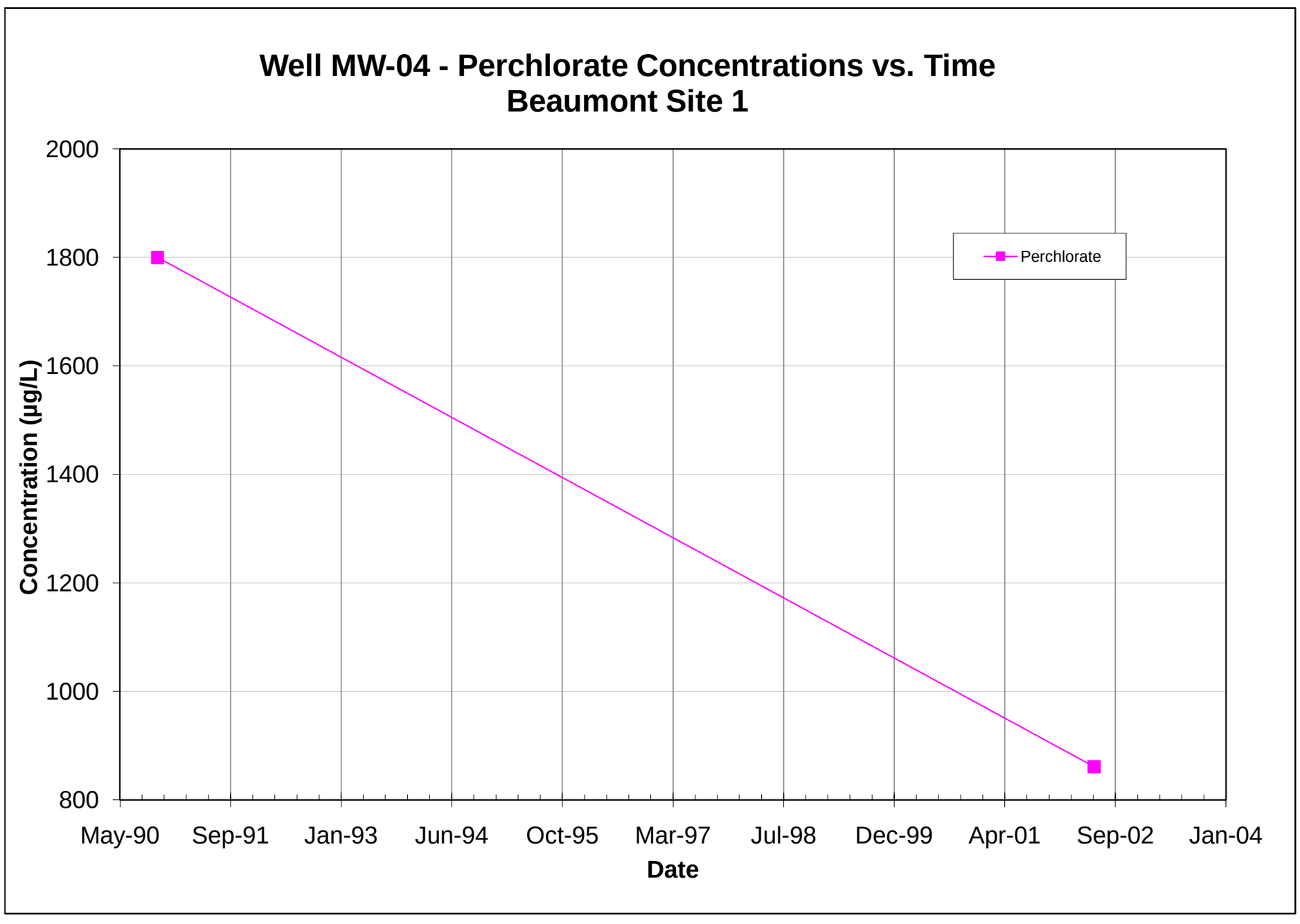

Note: All non-detections are set to zero for graphing purposes.

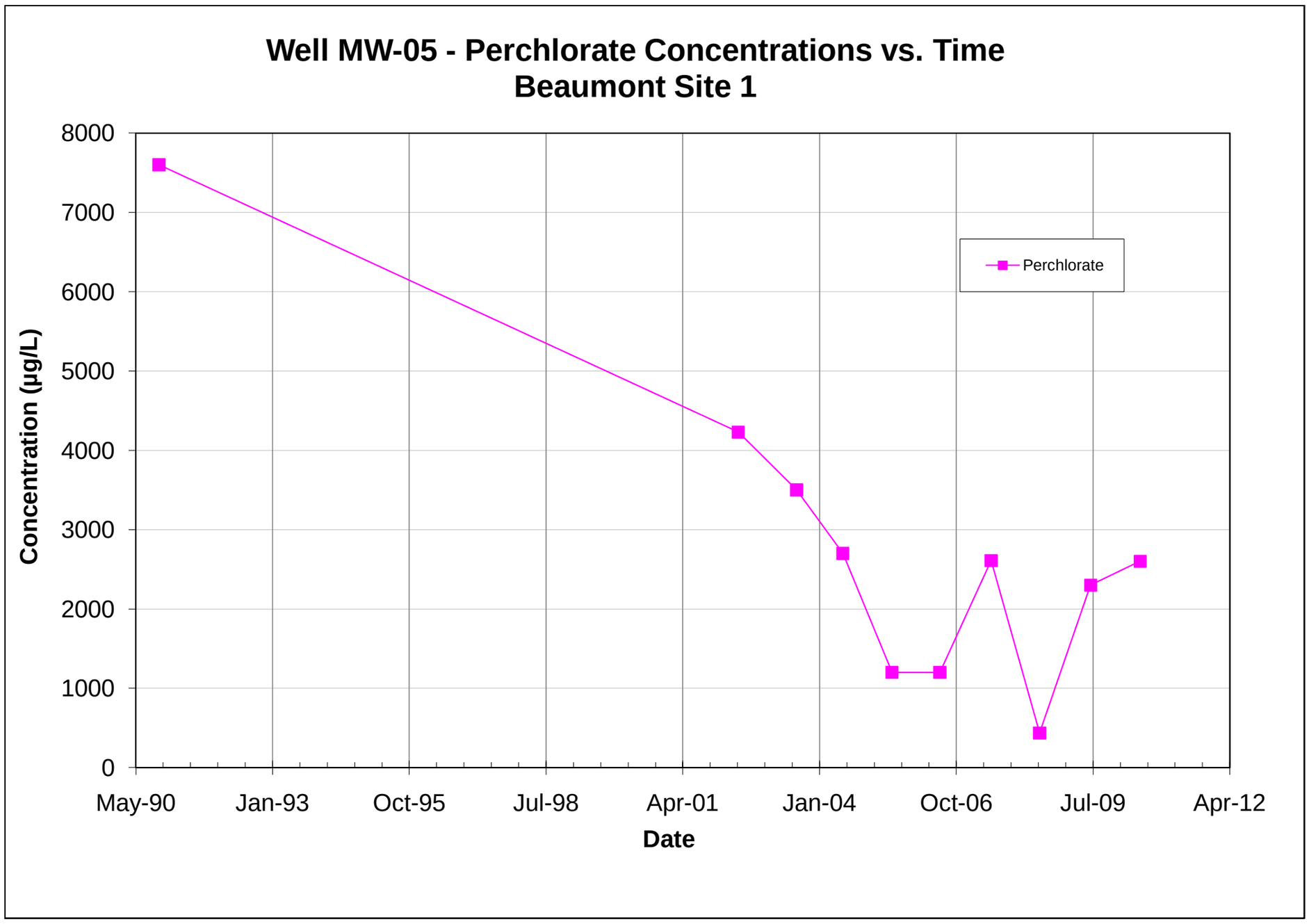

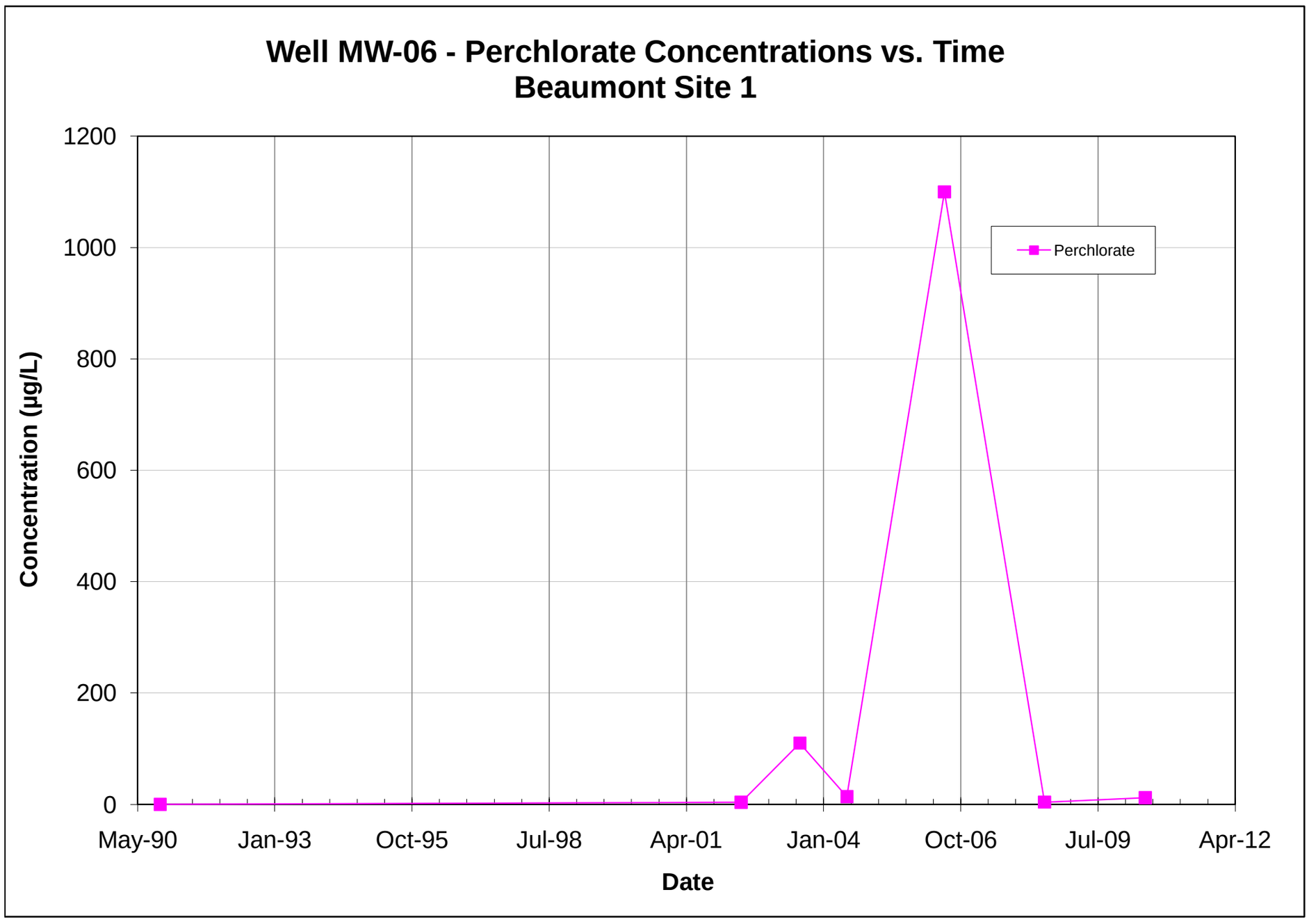

Note: All non-detections are set to zero for graphing purposes.

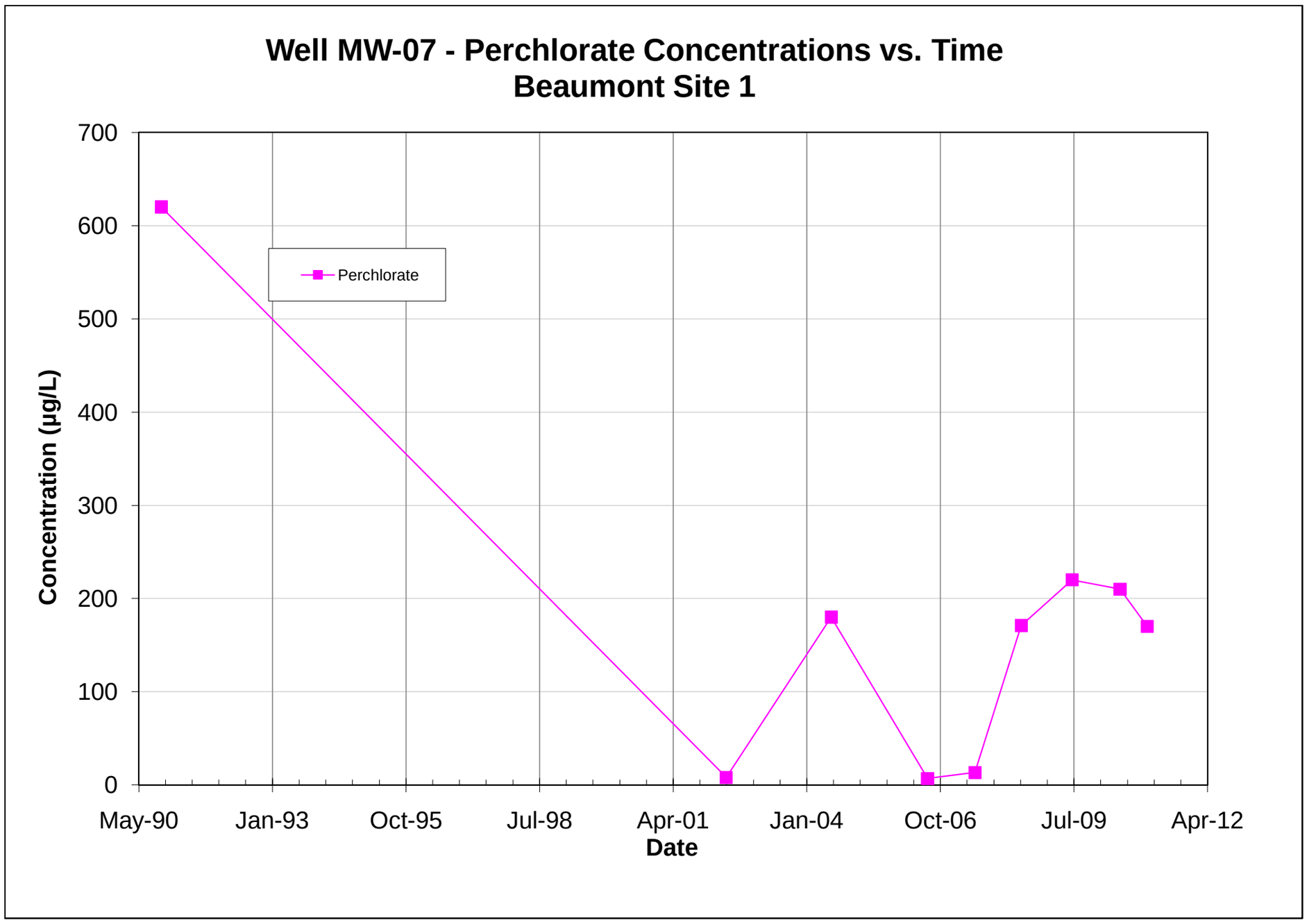

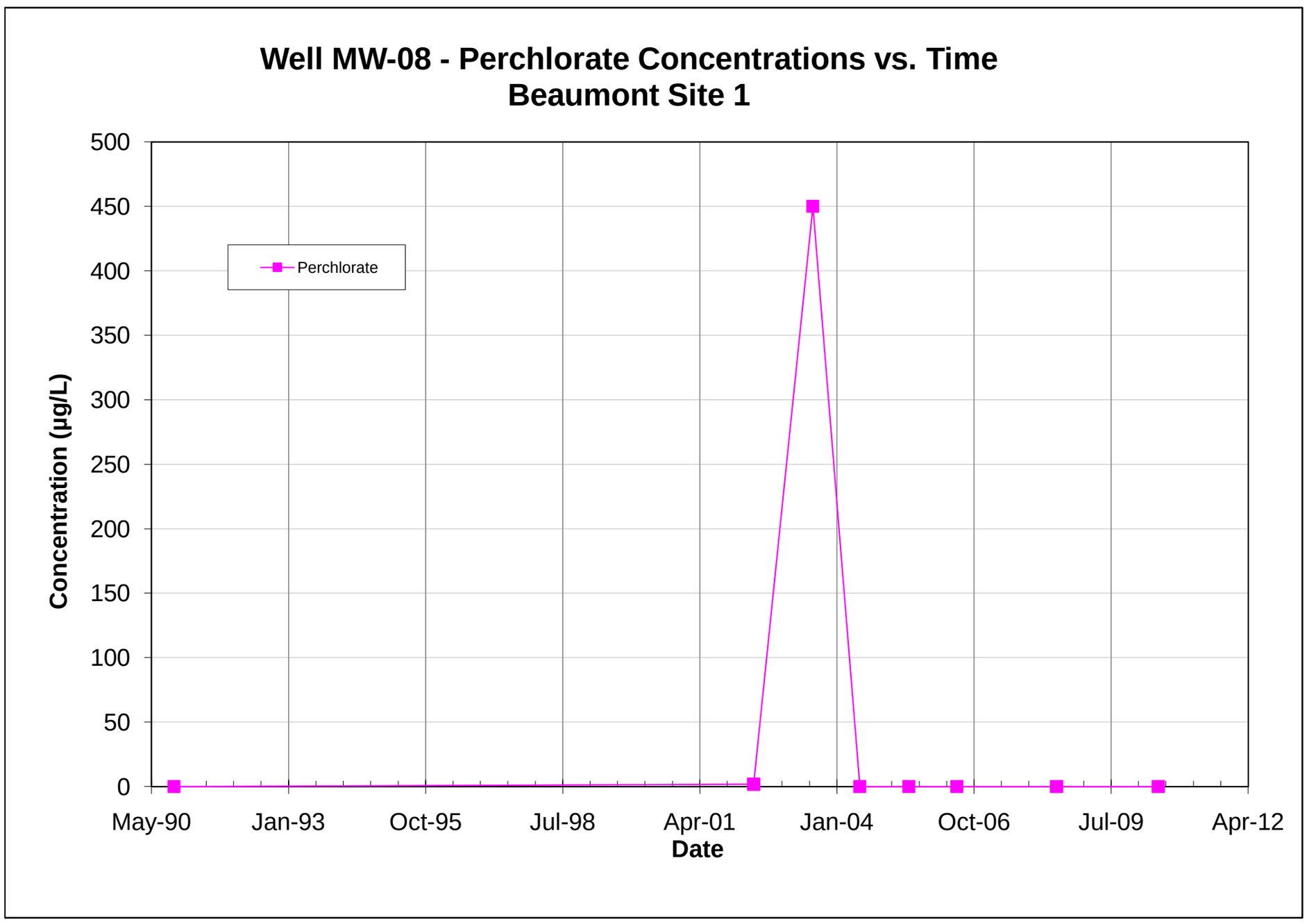

Note: All non-detections are set to zero for graphing purposes.

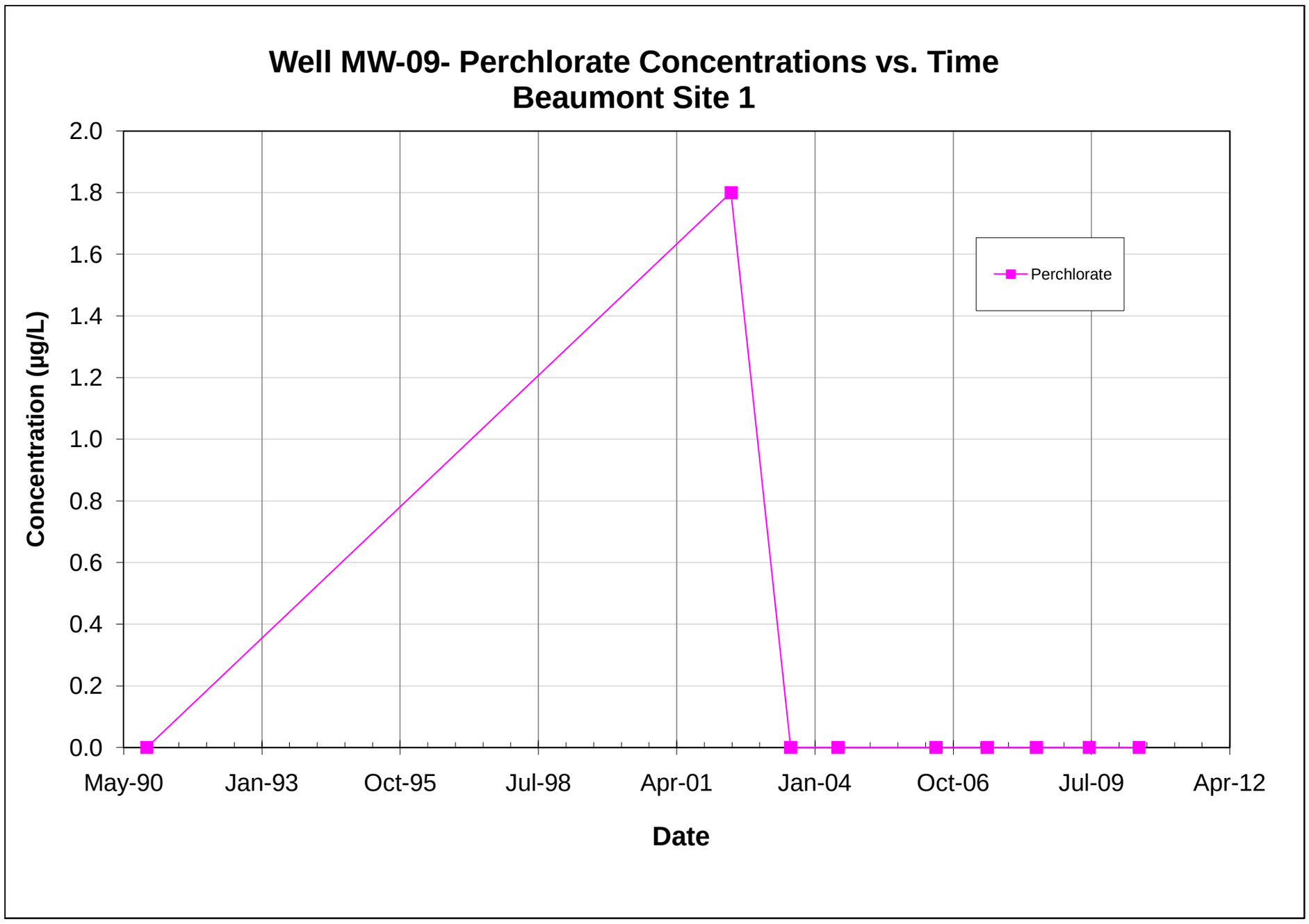

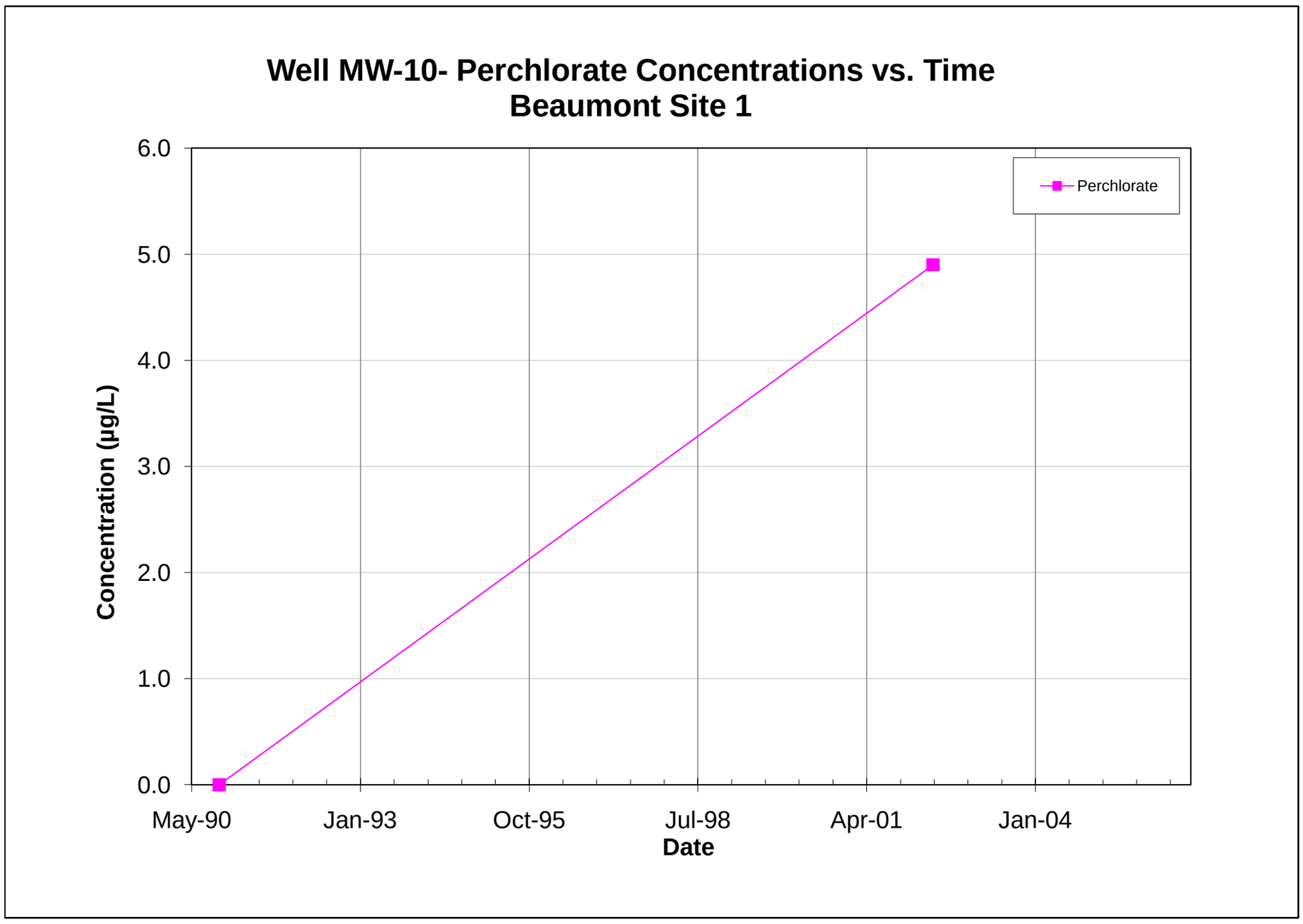

Note: All non-detections are set to zero for graphing purposes.

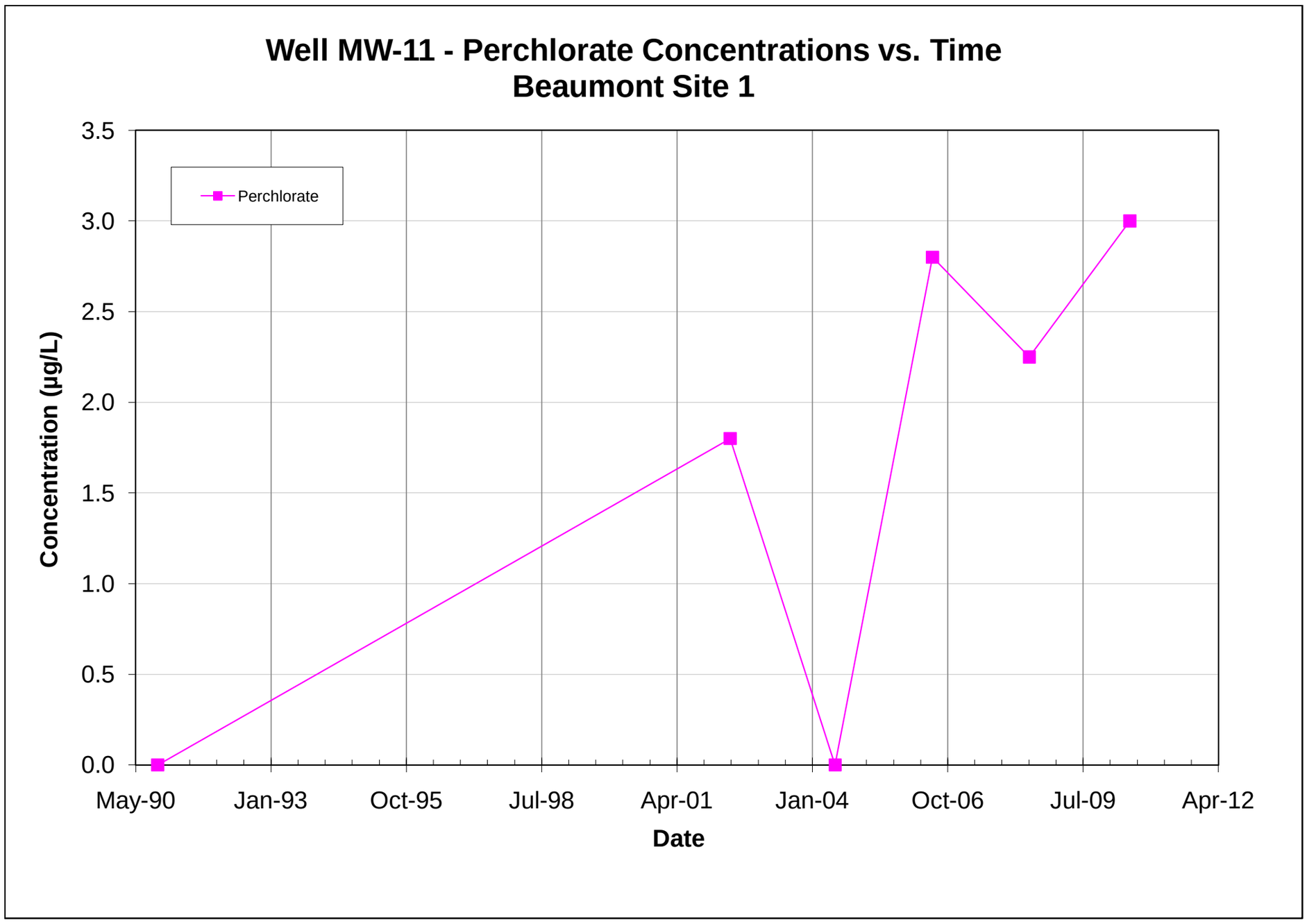

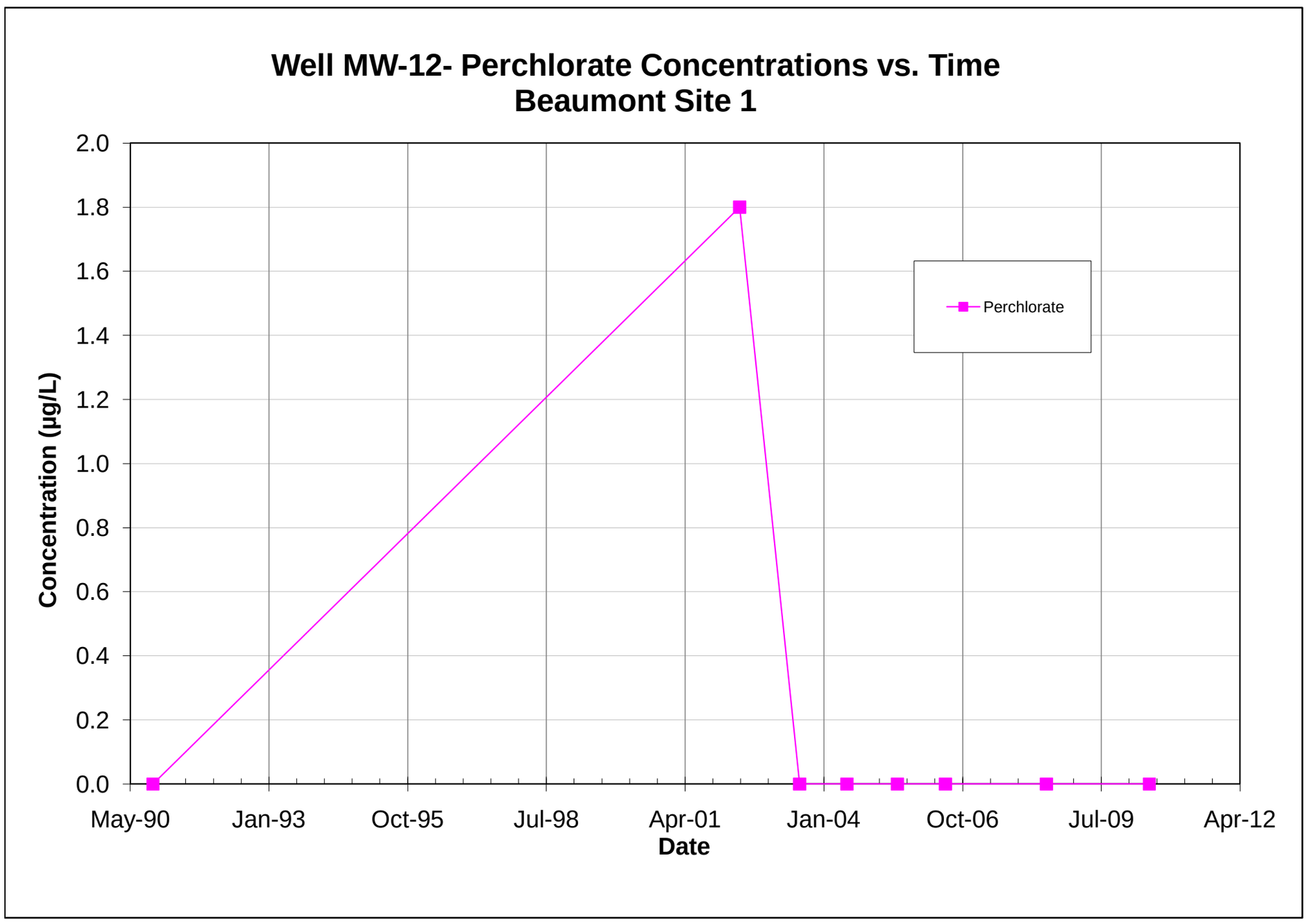

Note: All non-detections are set to zero for graphing purposes.

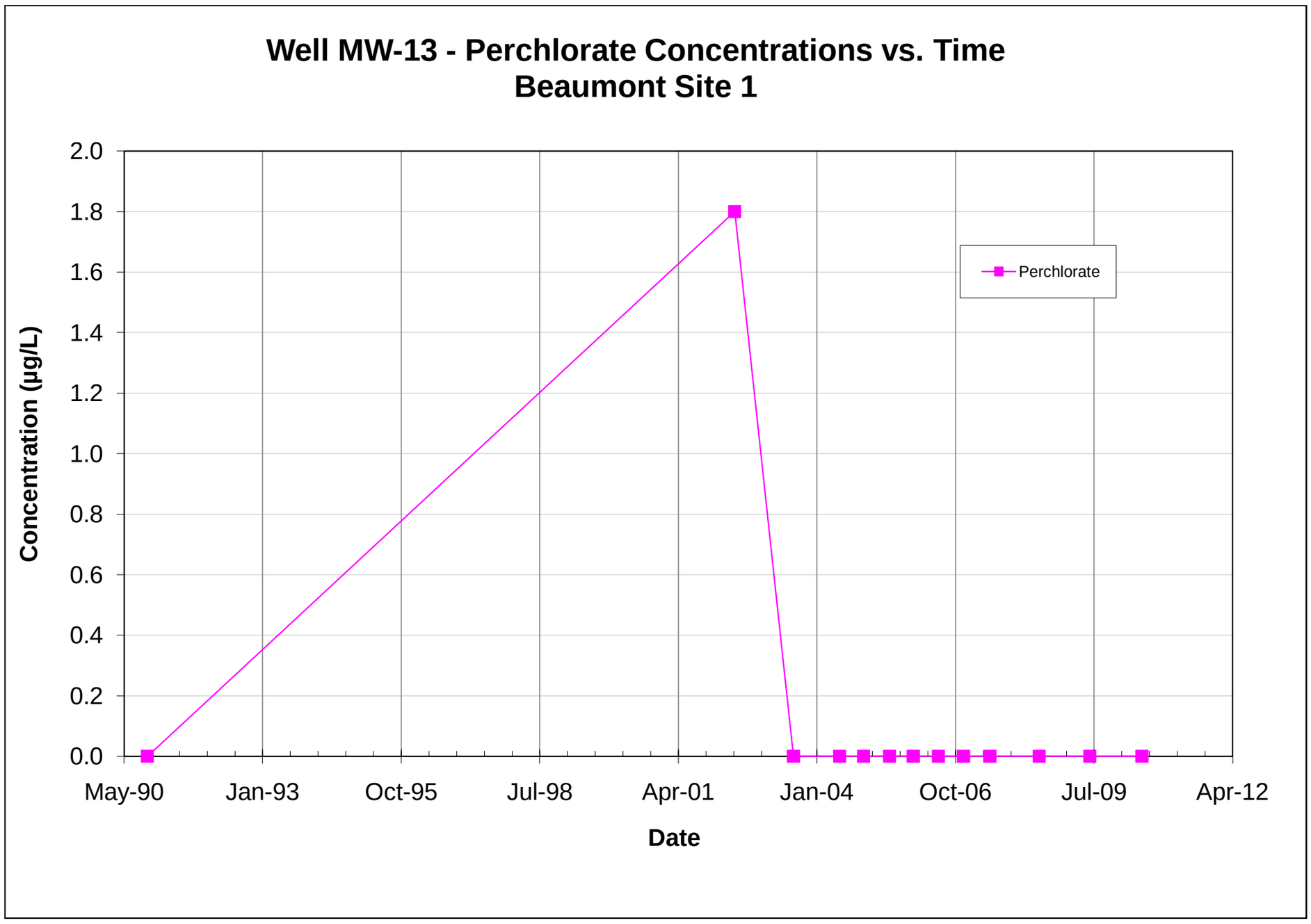

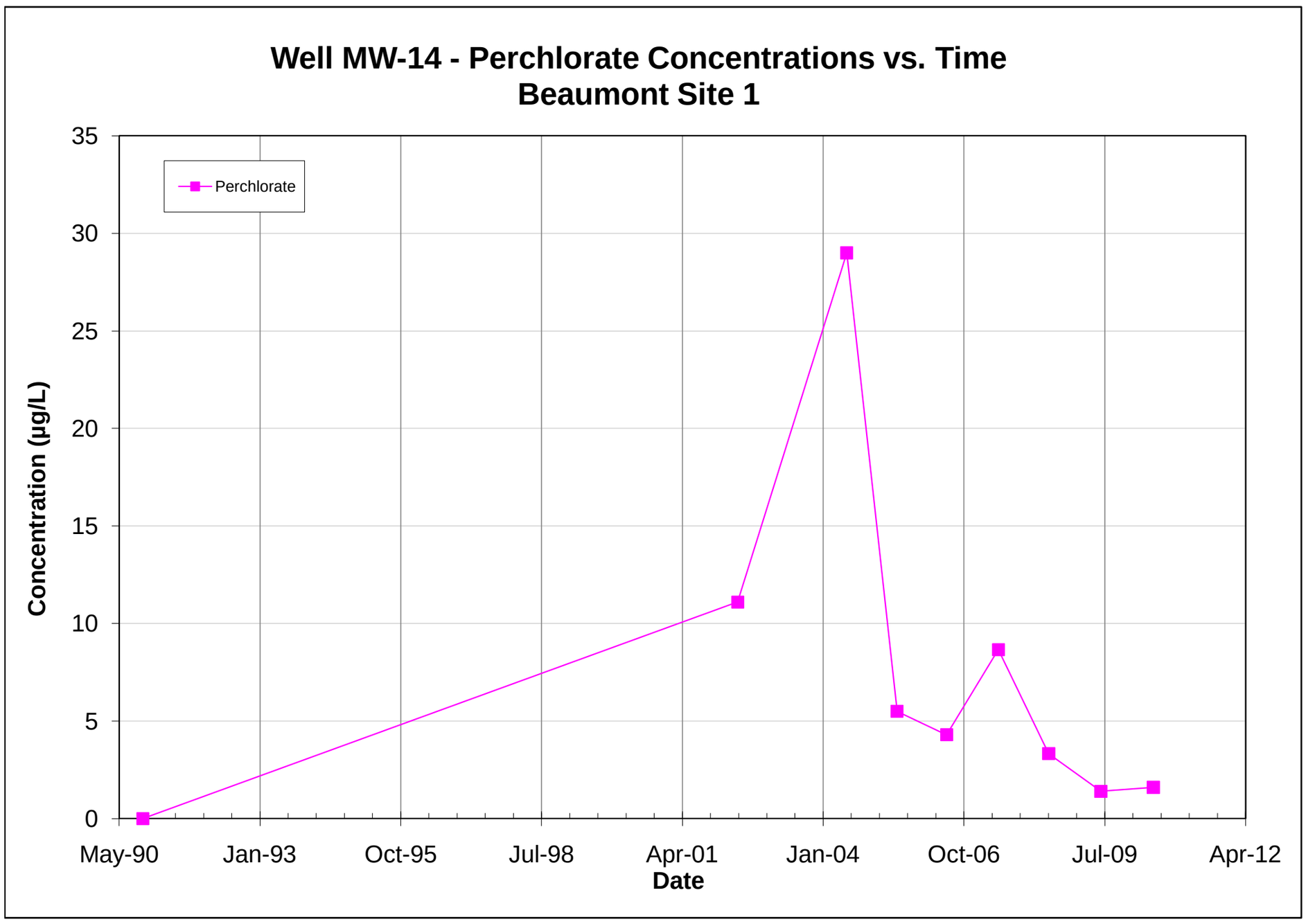

Note: All non-detections are set to zero for graphing purposes.

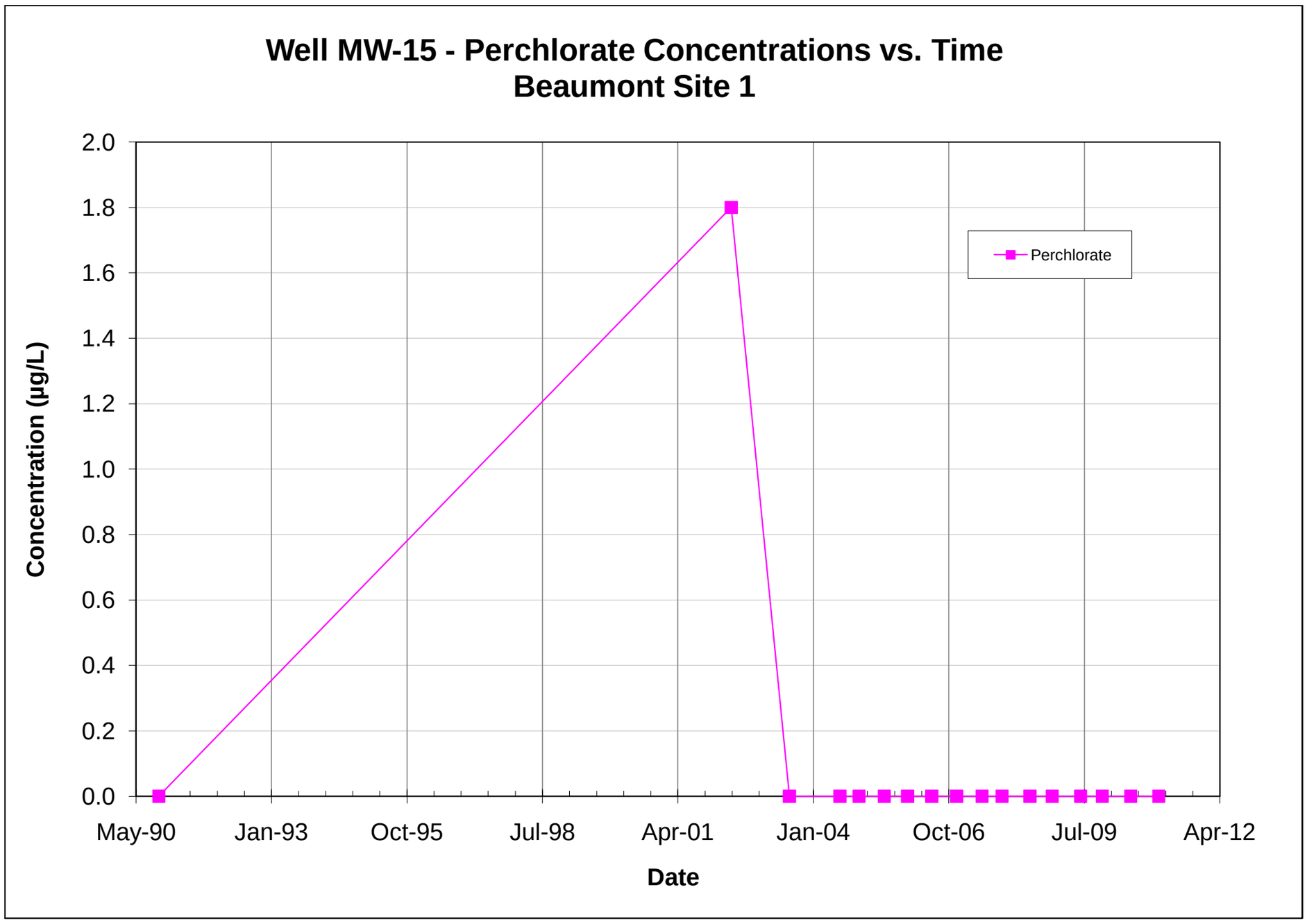

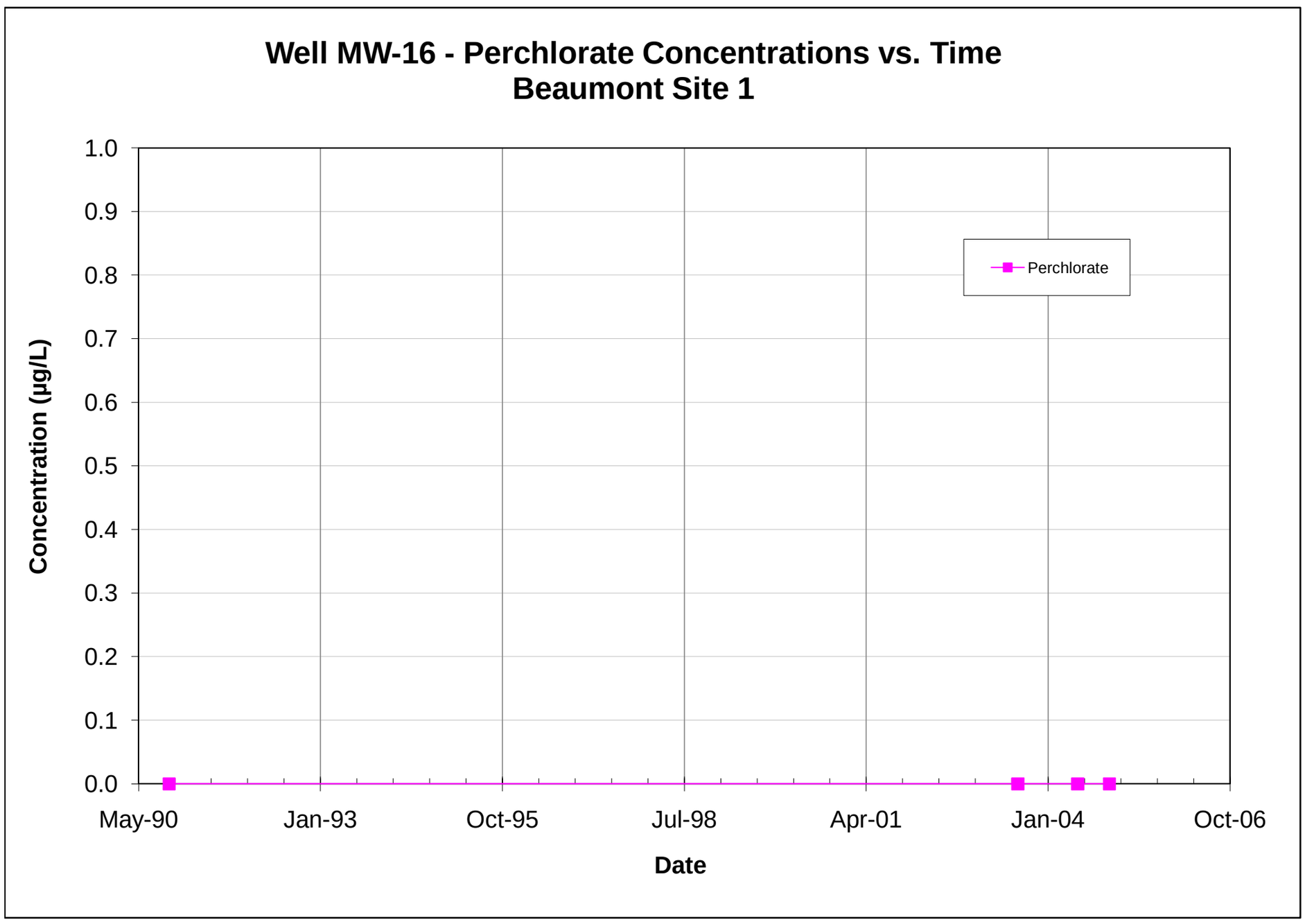

Note: All non-detections are set to zero for graphing purposes.

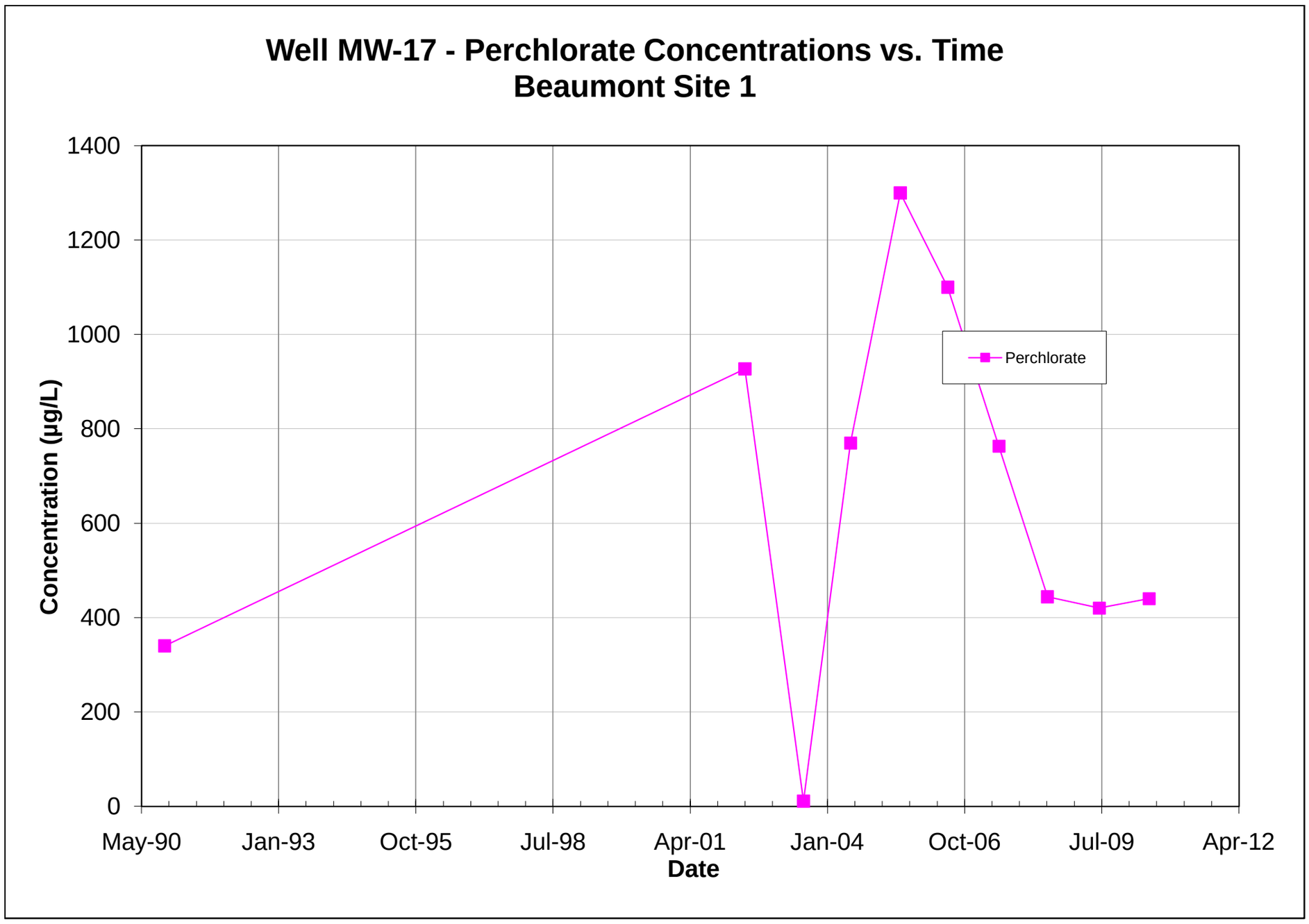

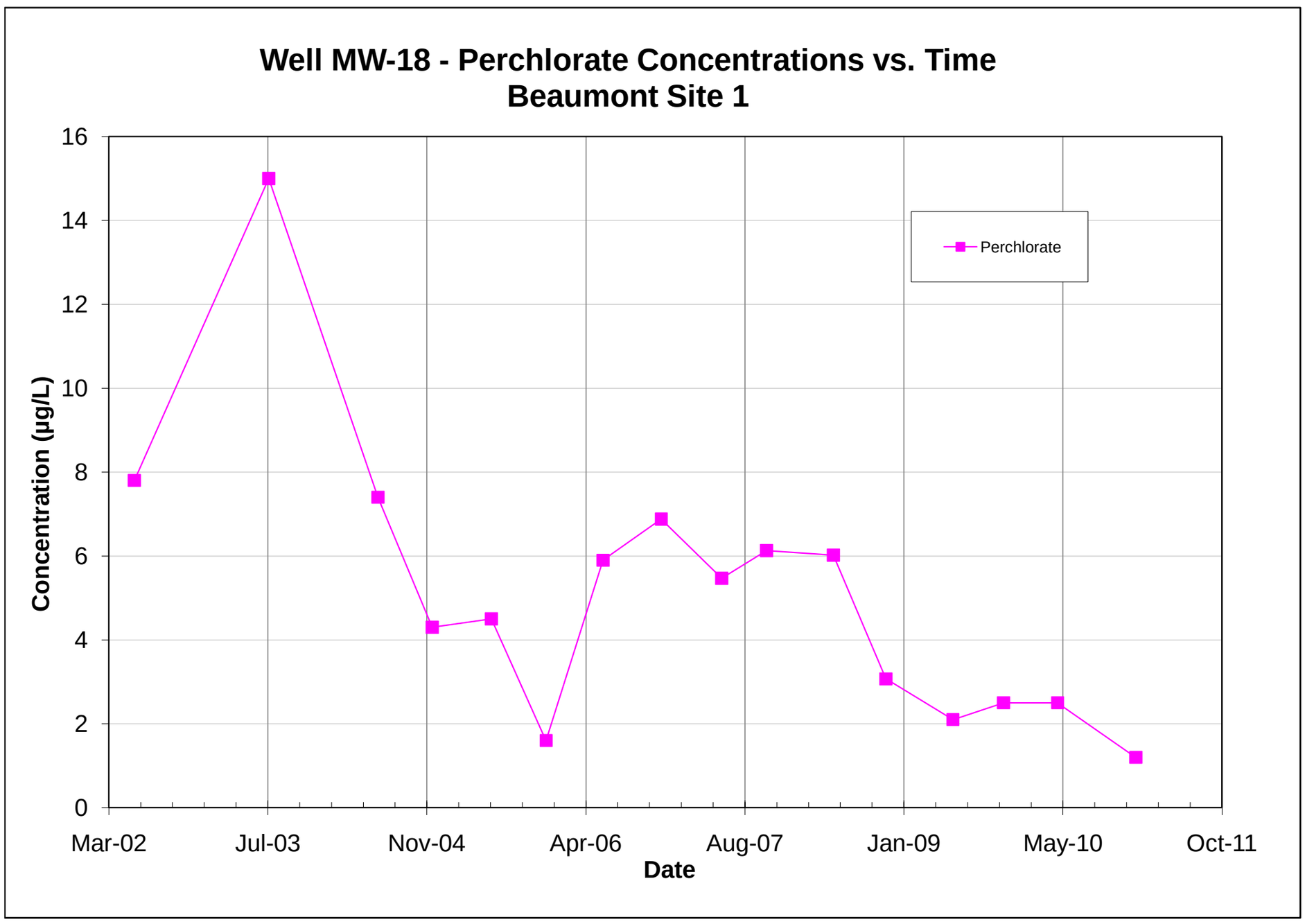

Note: All non-detections are set to zero for graphing purposes.

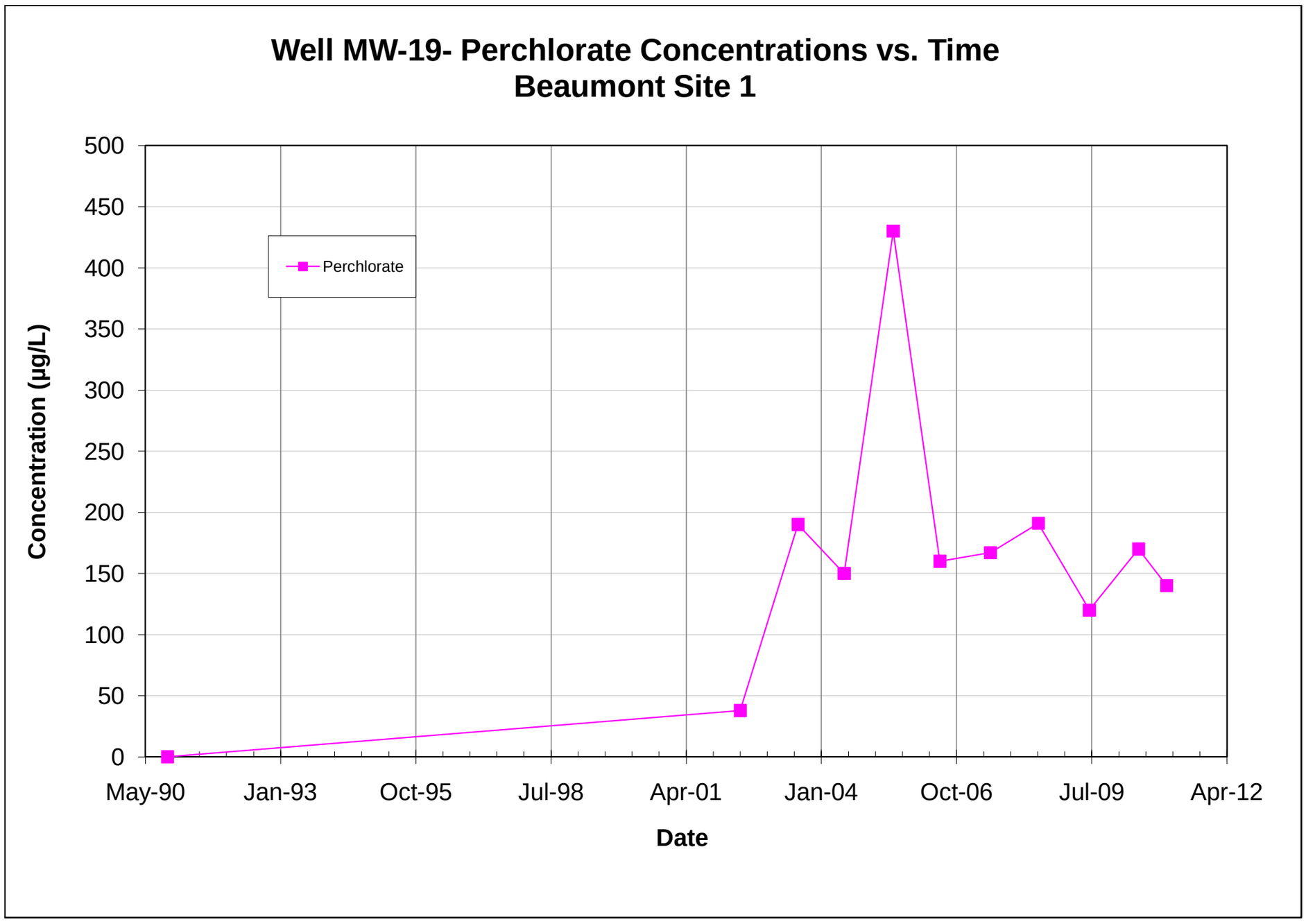

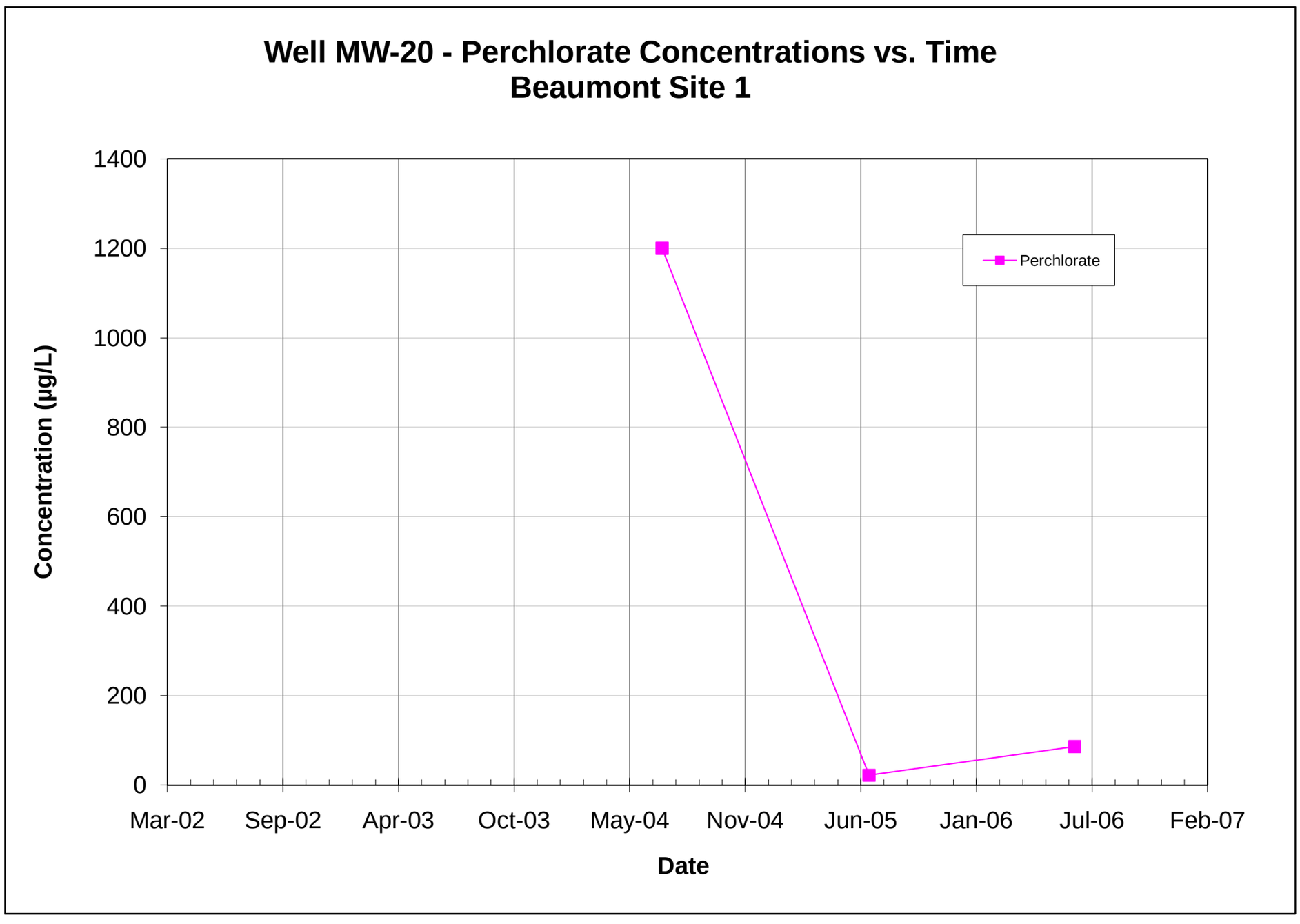

Note: All non-detections are set to zero for graphing purposes.

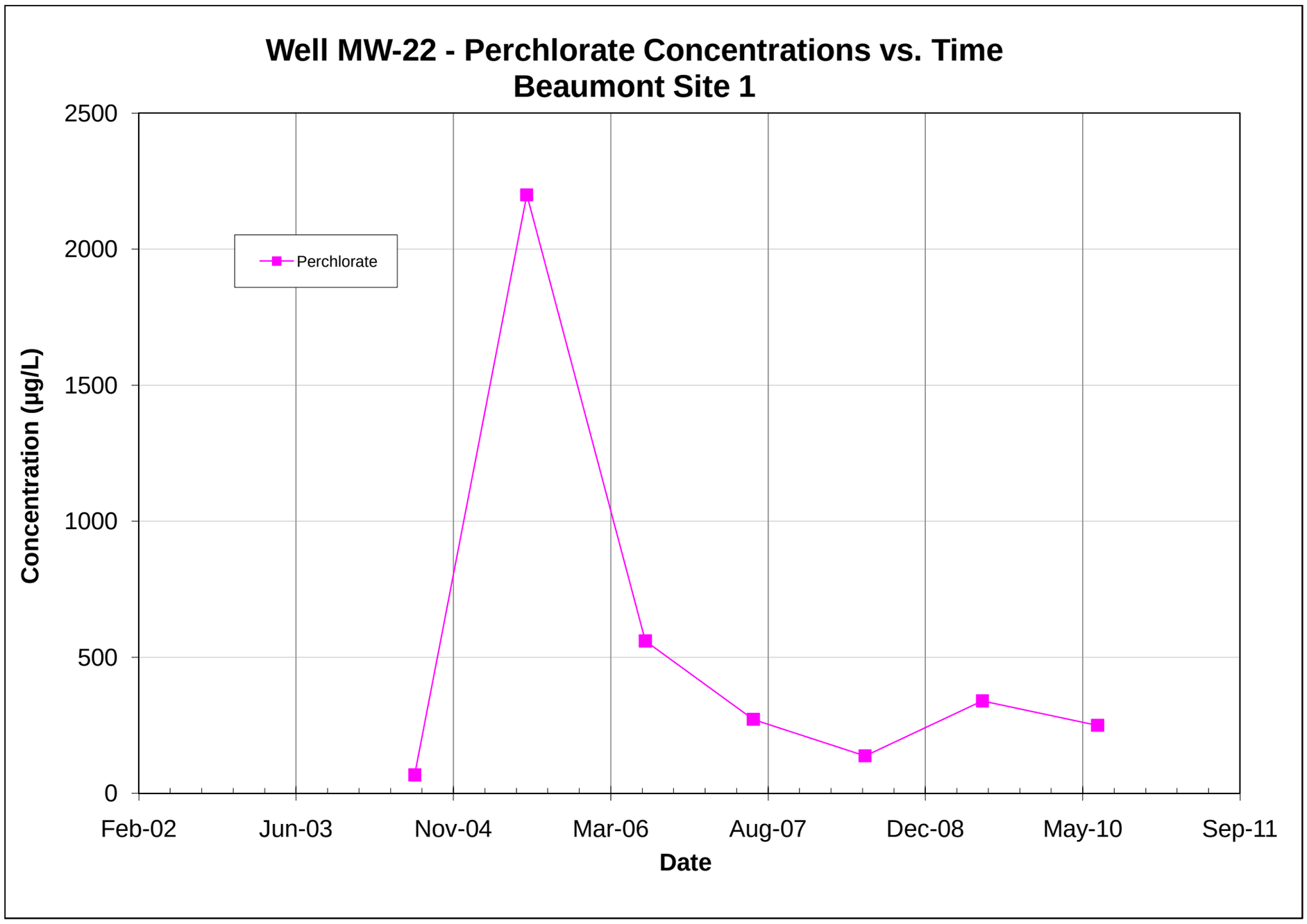

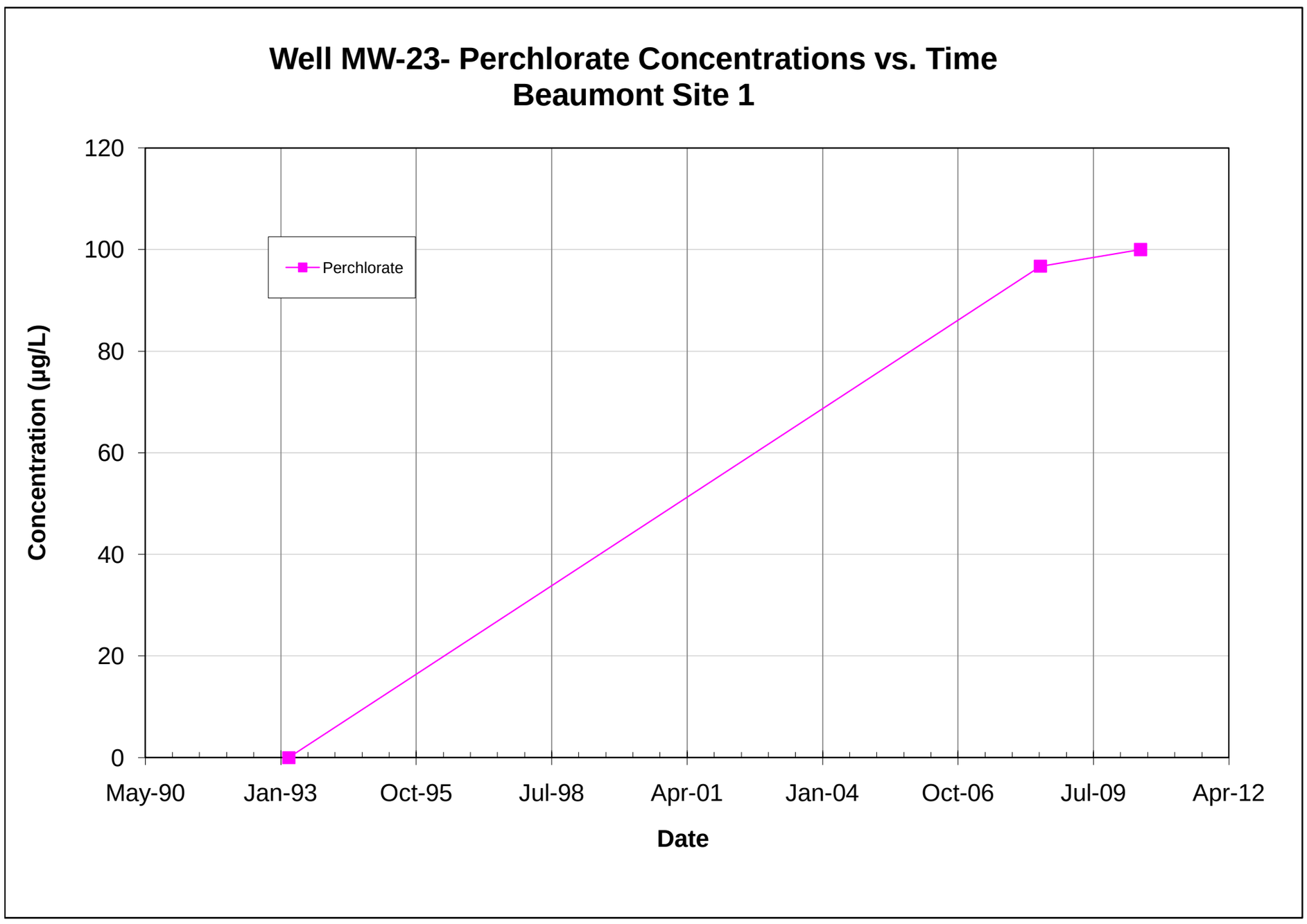

Note: All non-detections are set to zero for graphing purposes.

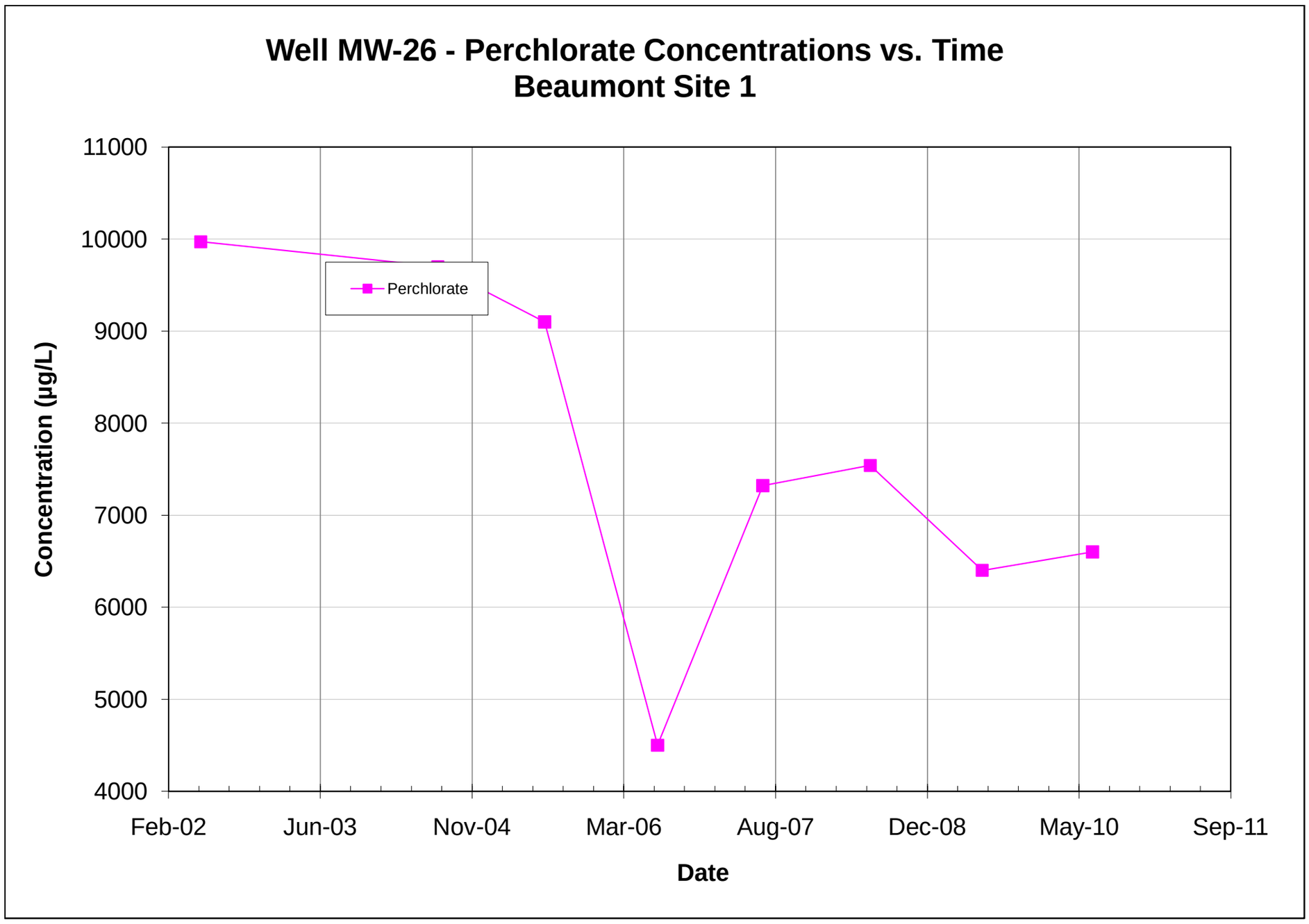

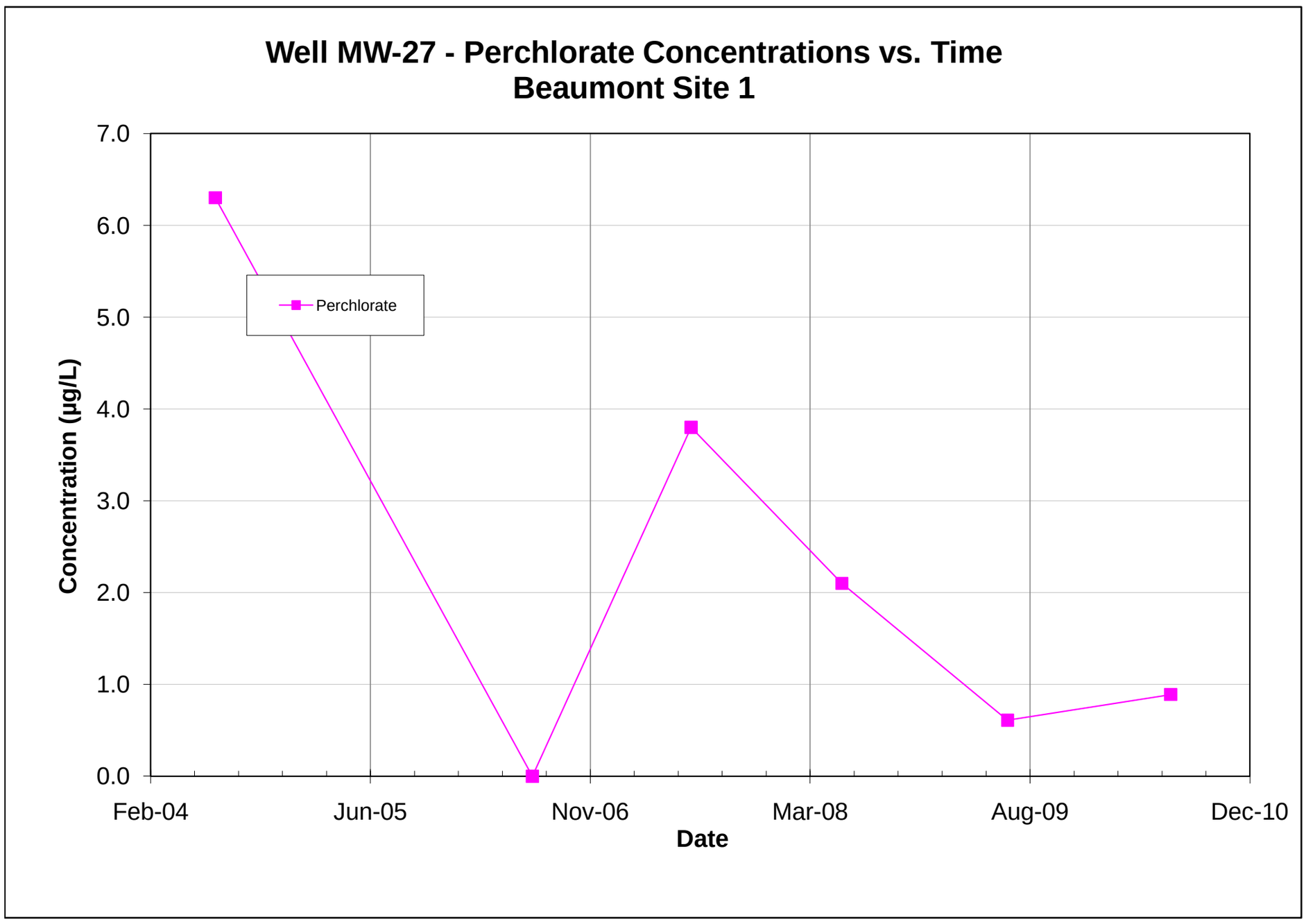

Note: All non-detections are set to zero for graphing purposes.

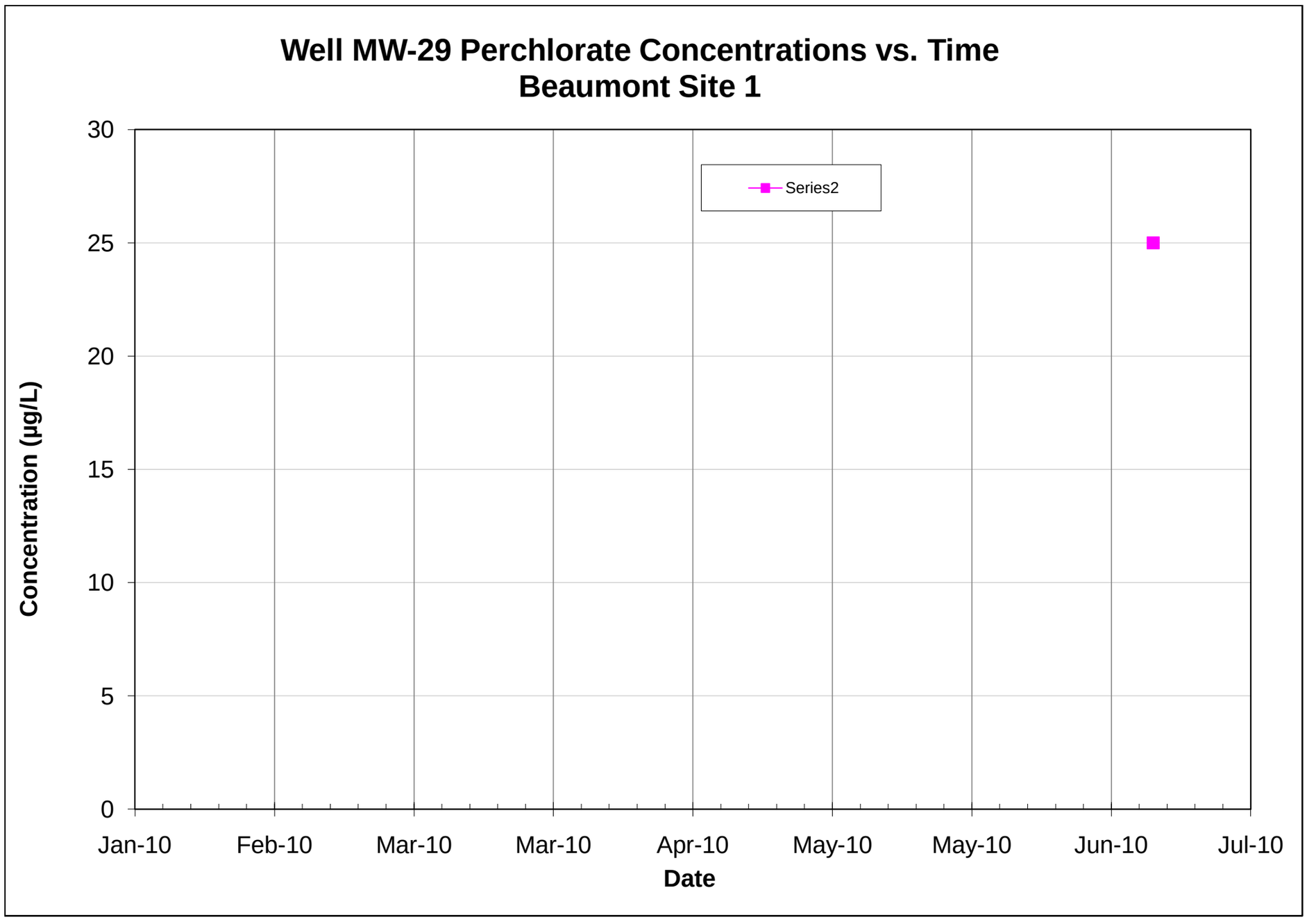

Note: All non-detections are set to zero for graphing purposes.

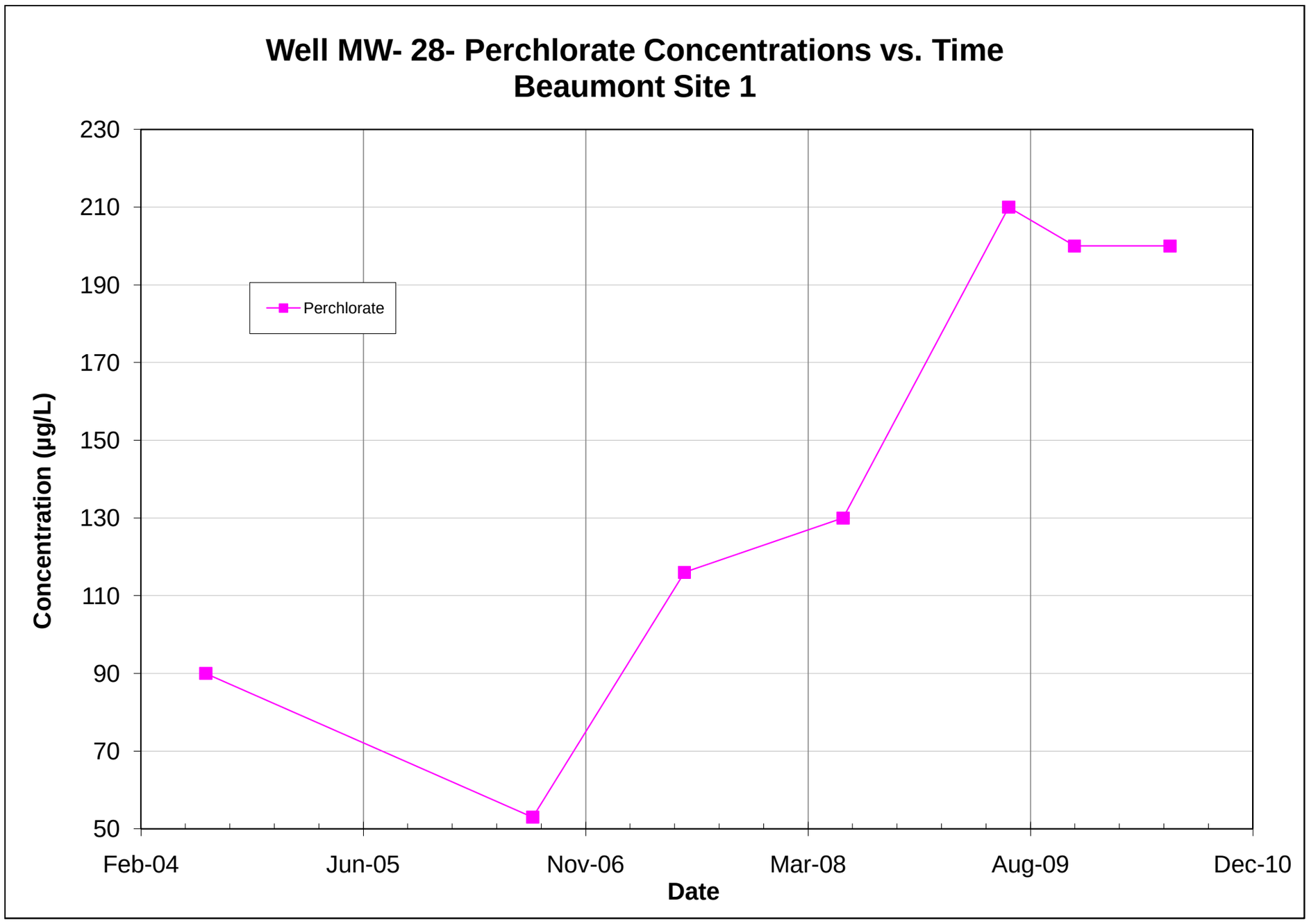

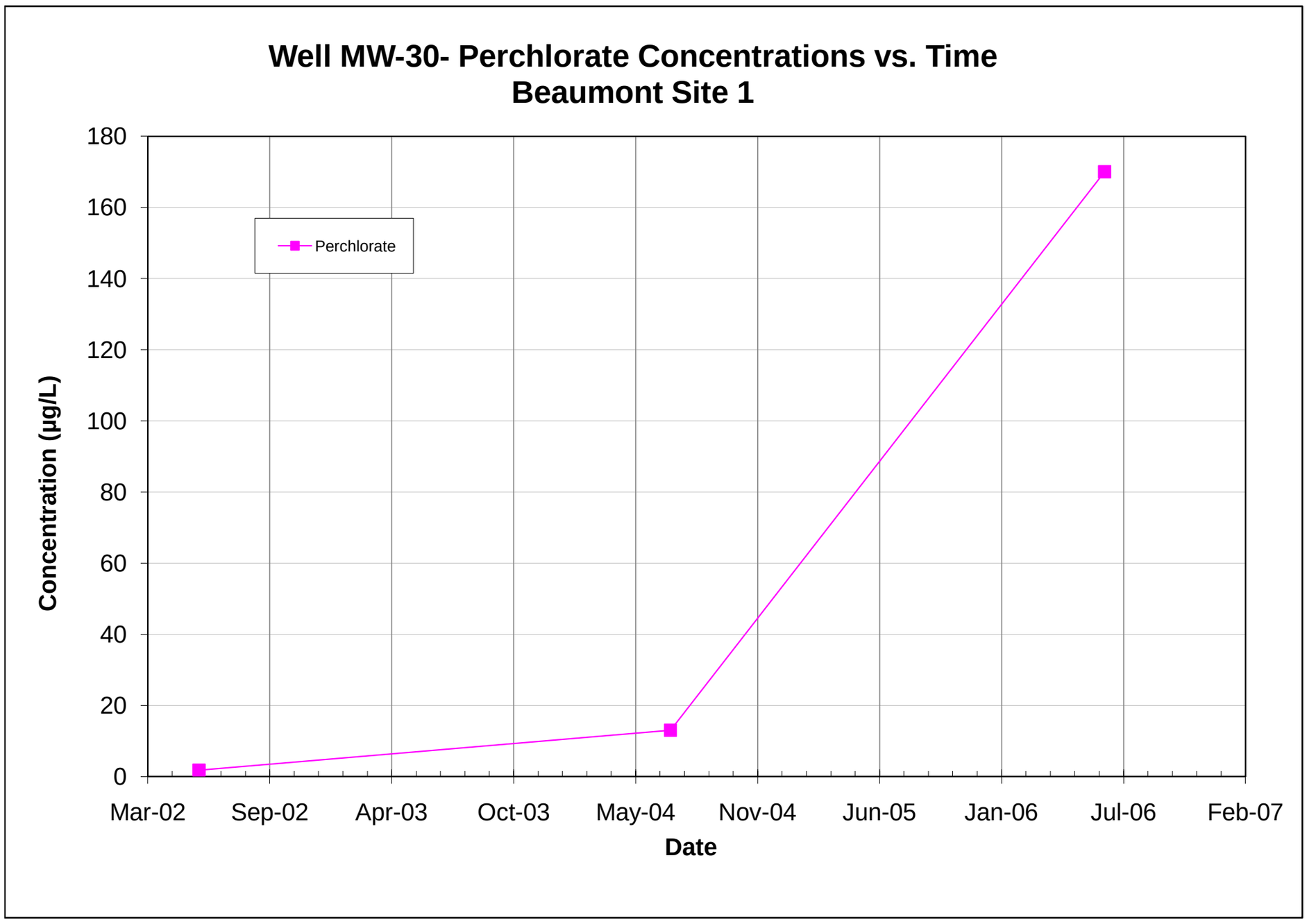

Note: All non-detections are set to zero for graphing purposes.

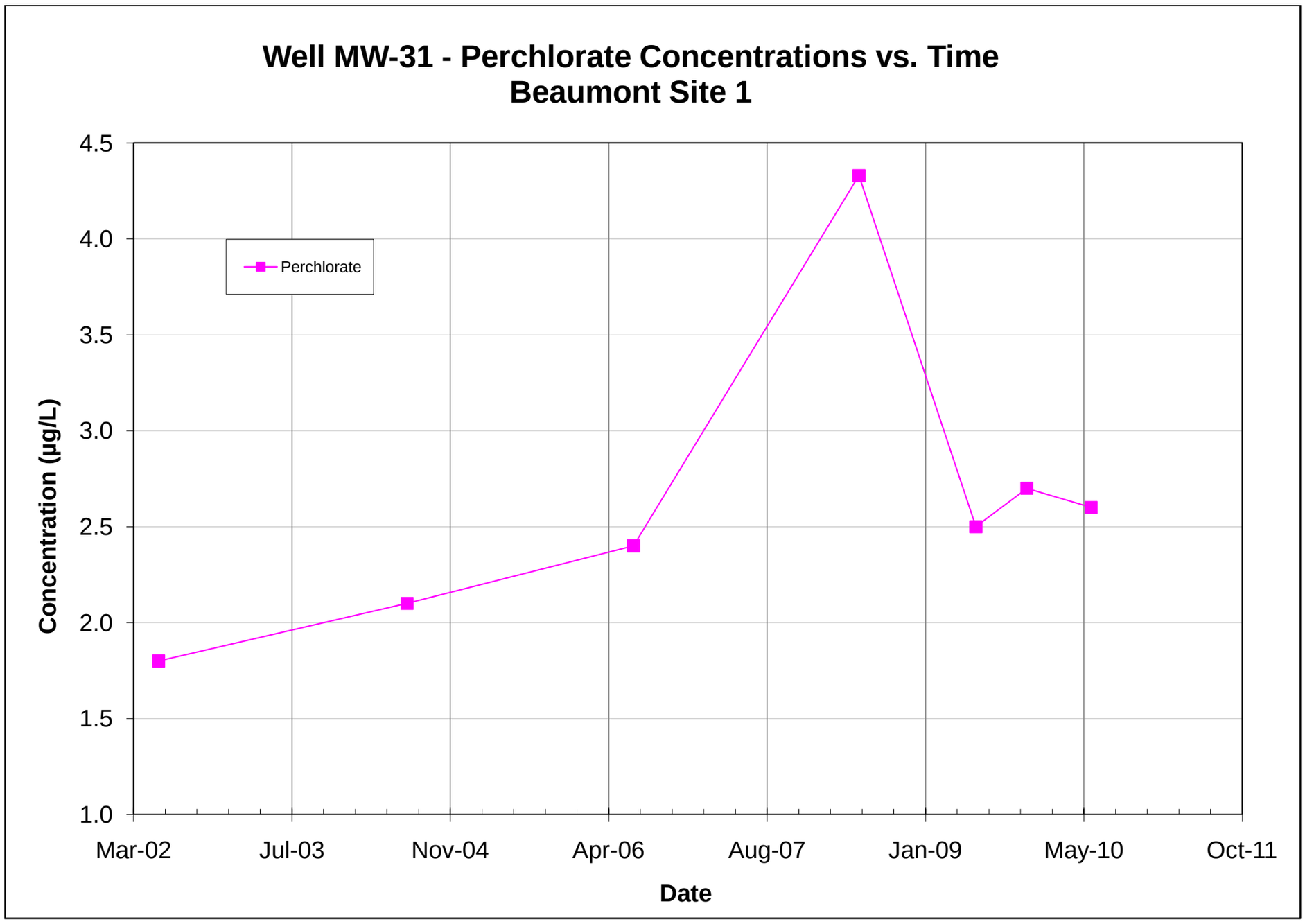

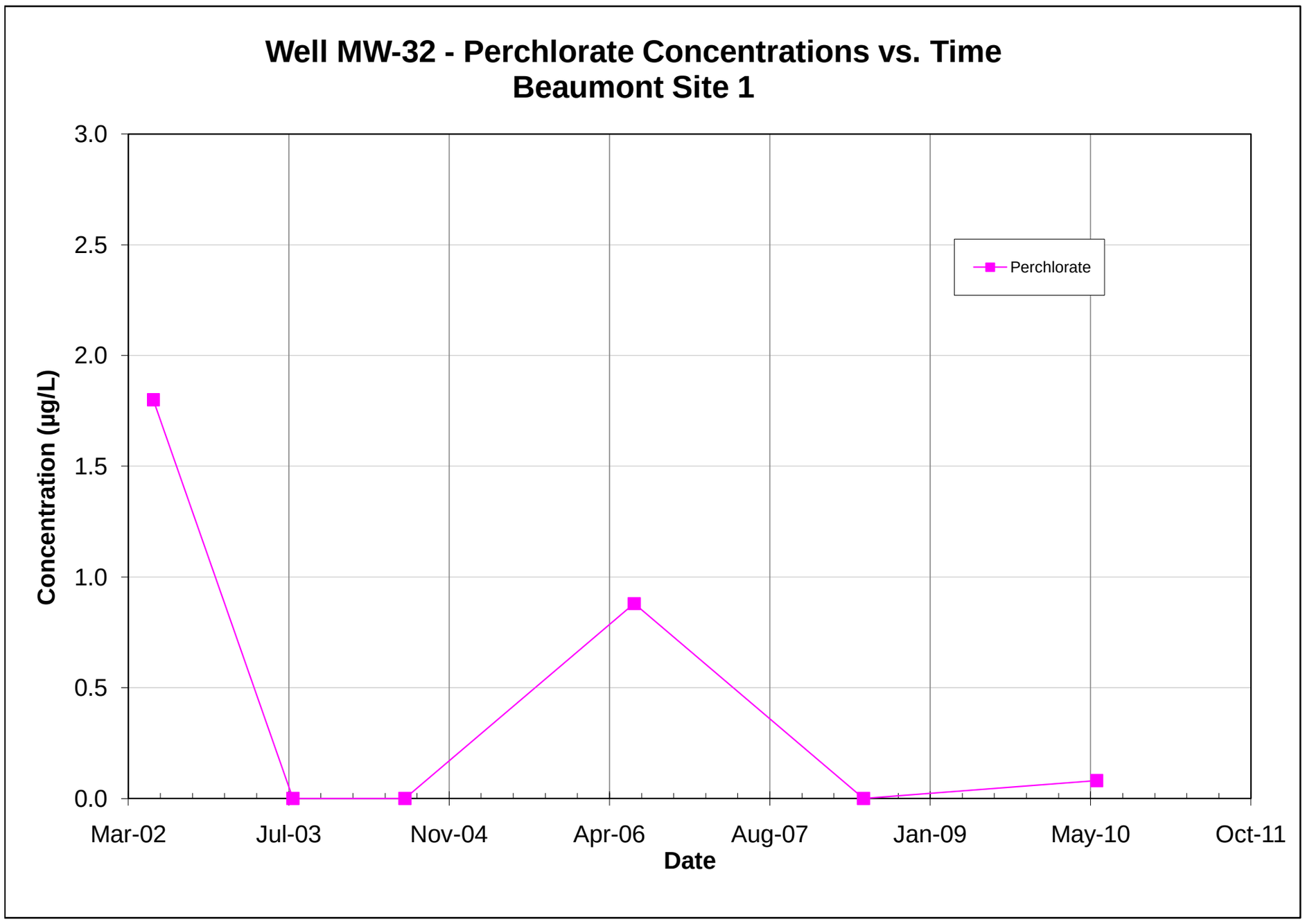

Note: All non-detections are set to zero for graphing purposes.

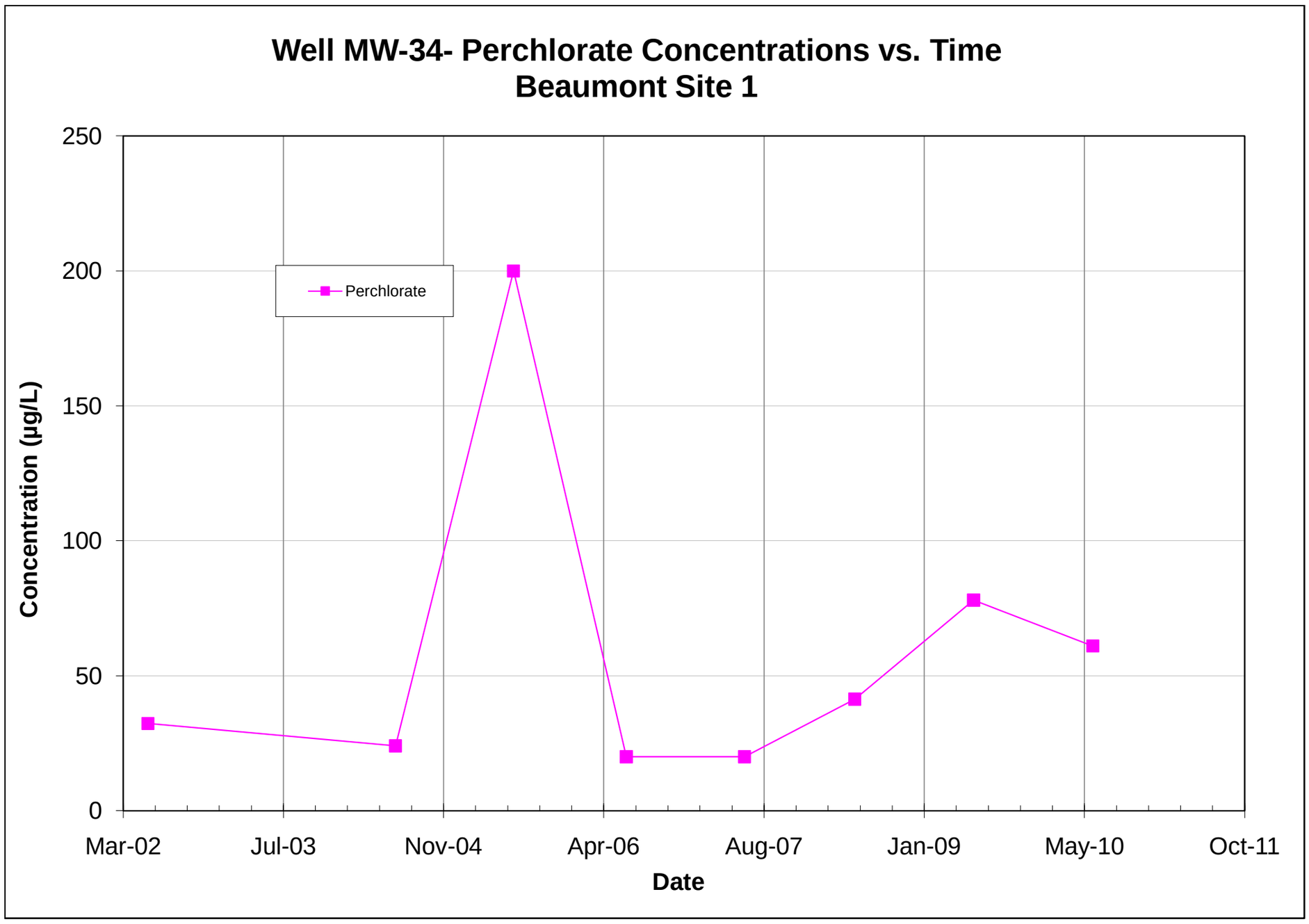

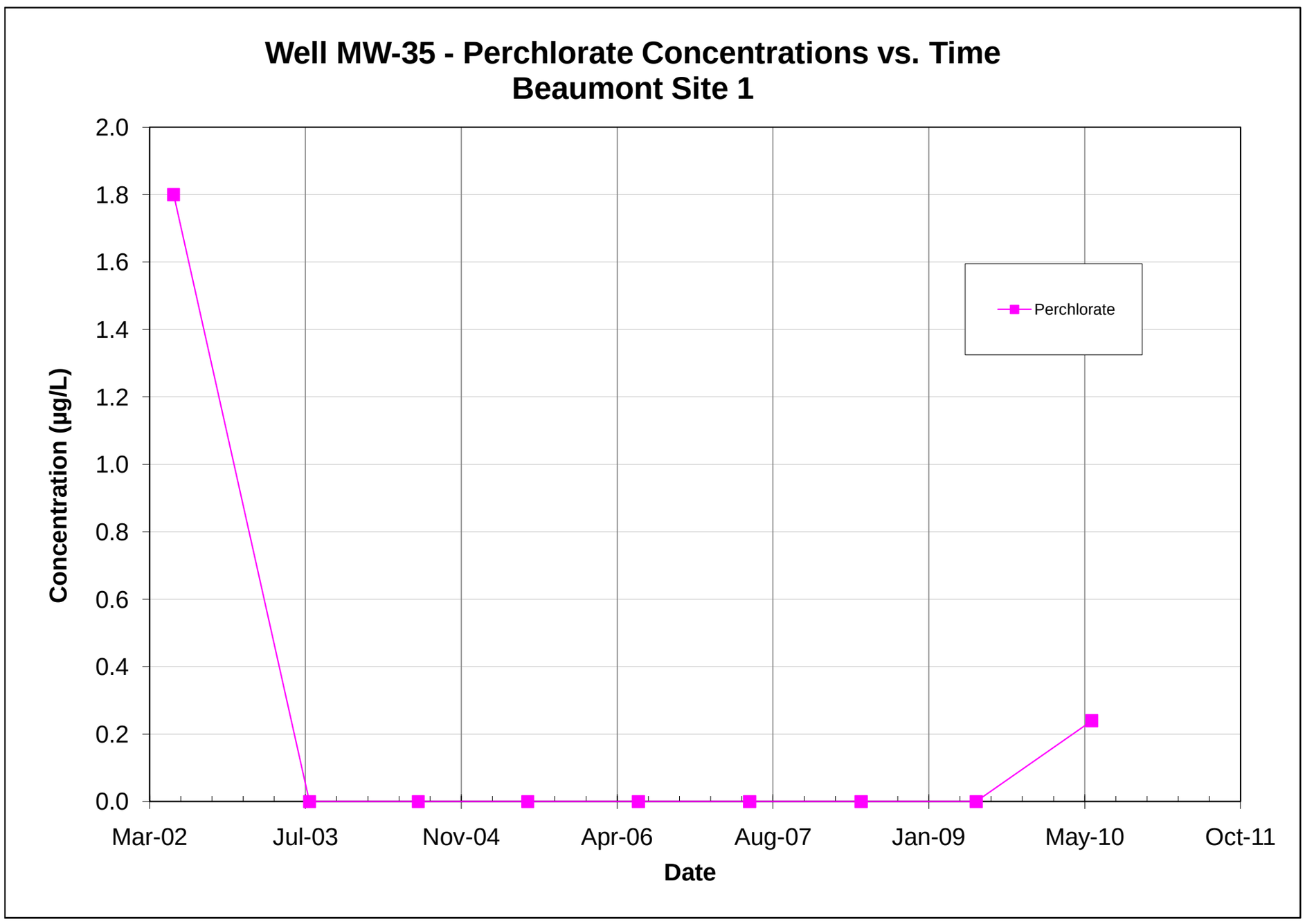

Note: All non-detections are set to zero for graphing purposes.

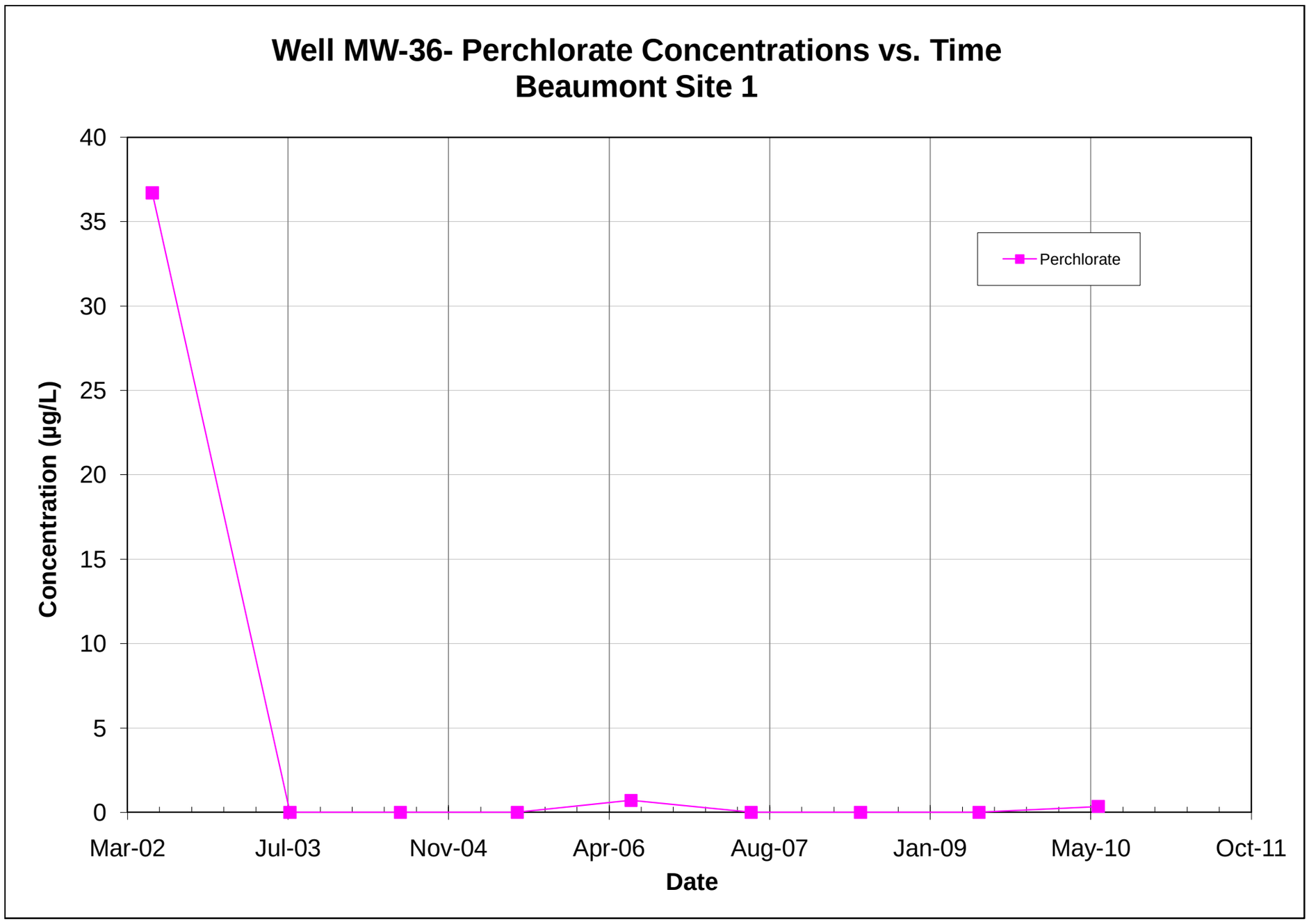

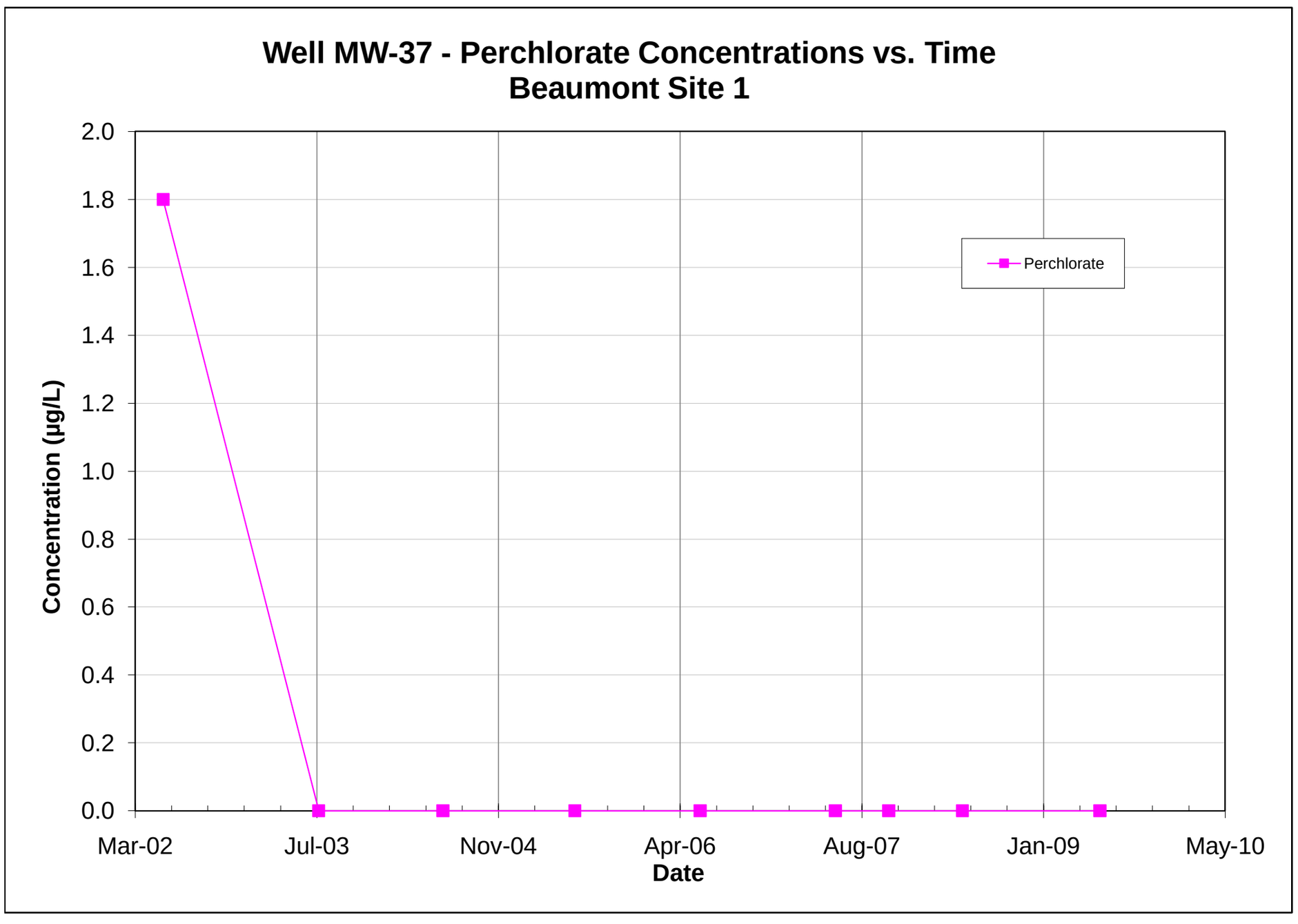

Note: All non-detections are set to zero for graphing purposes.

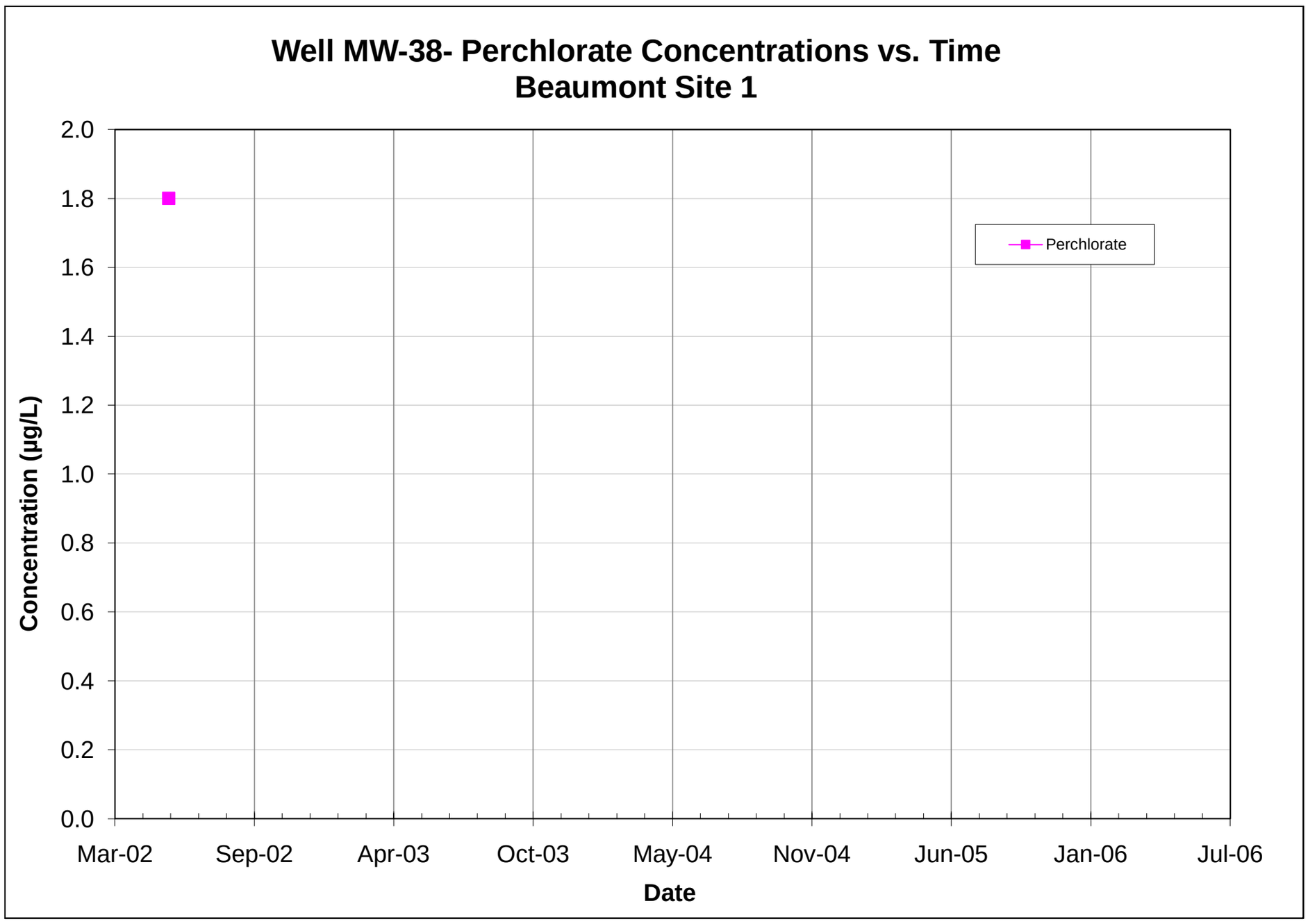

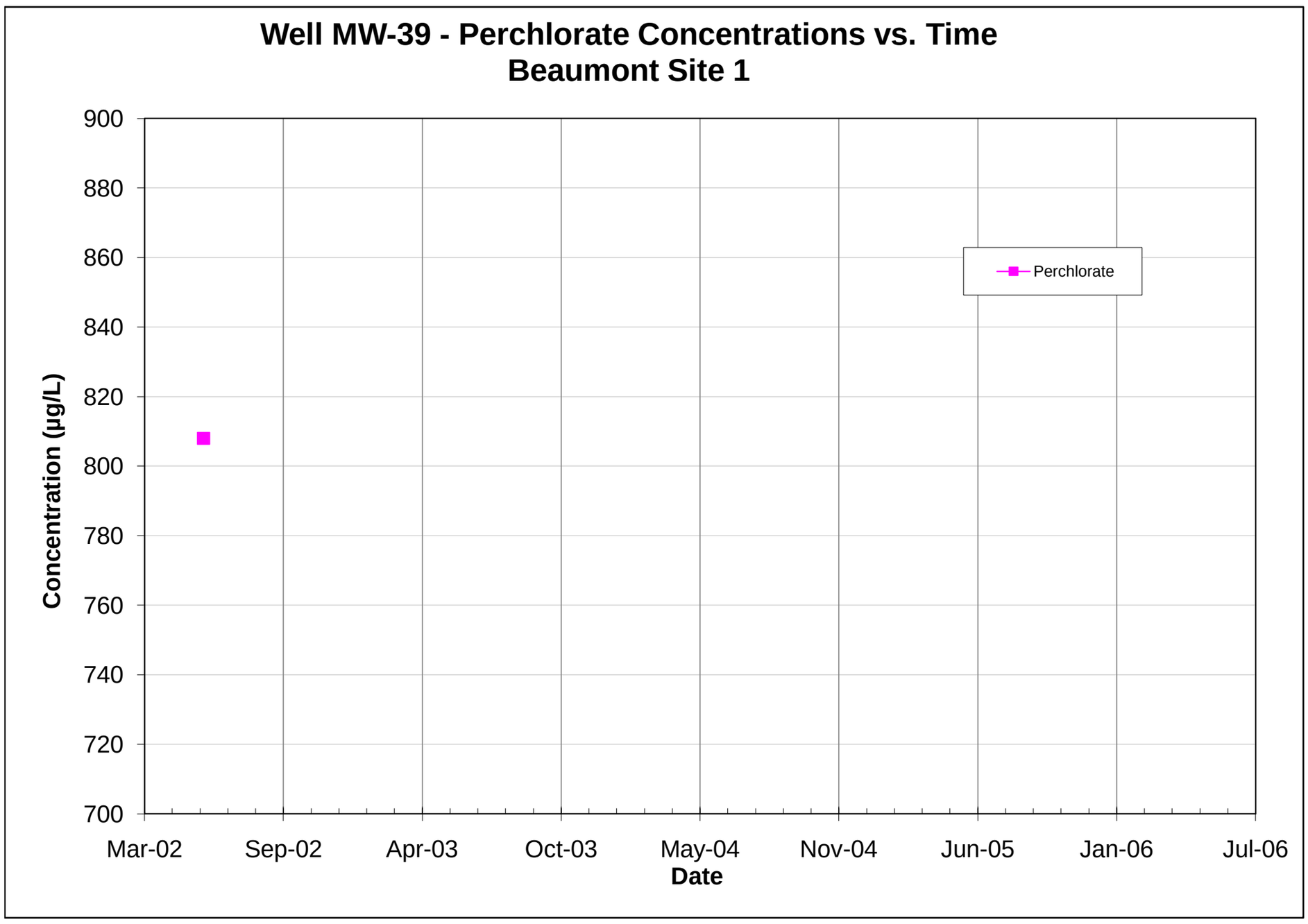

Note: All non-detections are set to zero for graphing purposes.

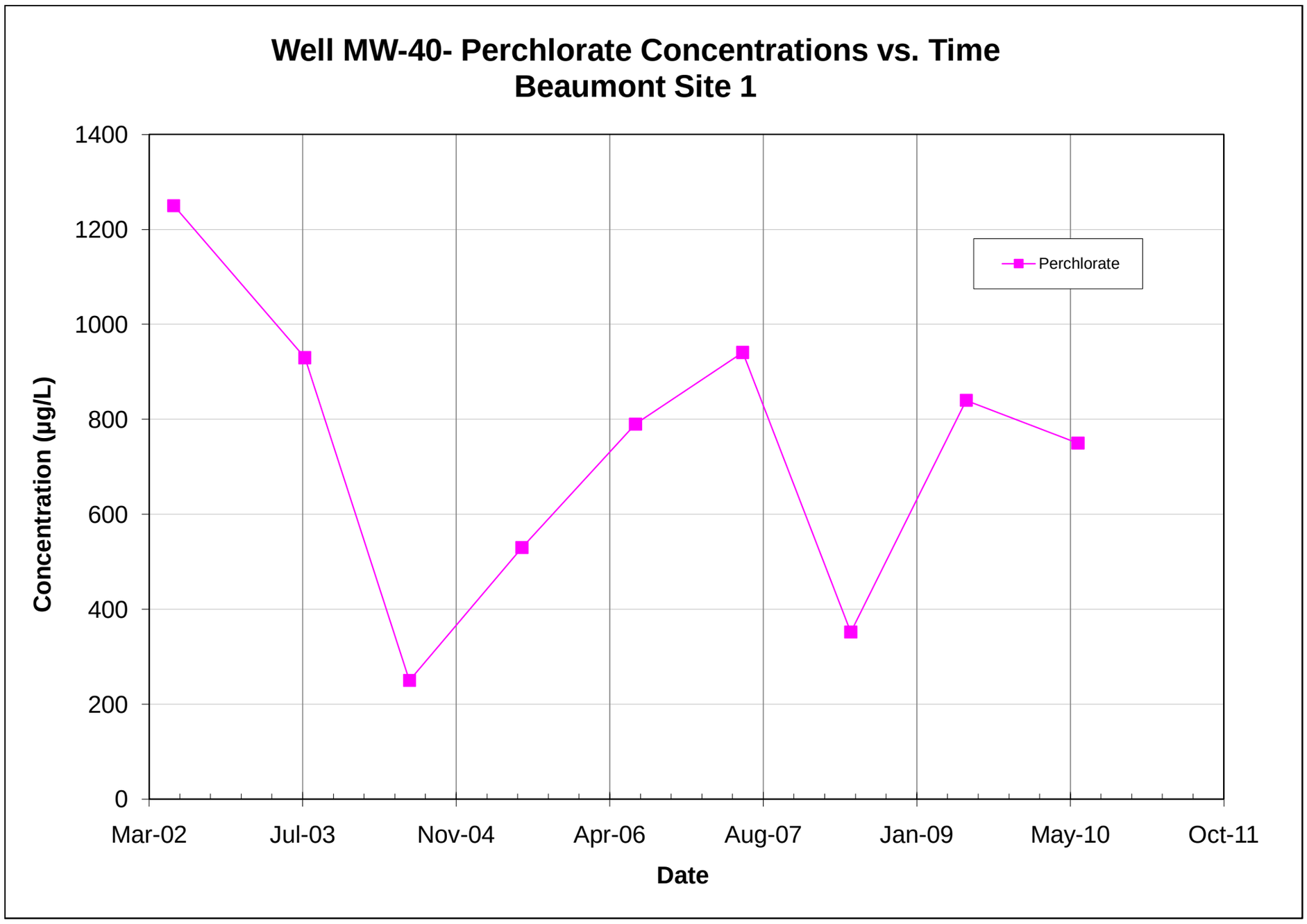

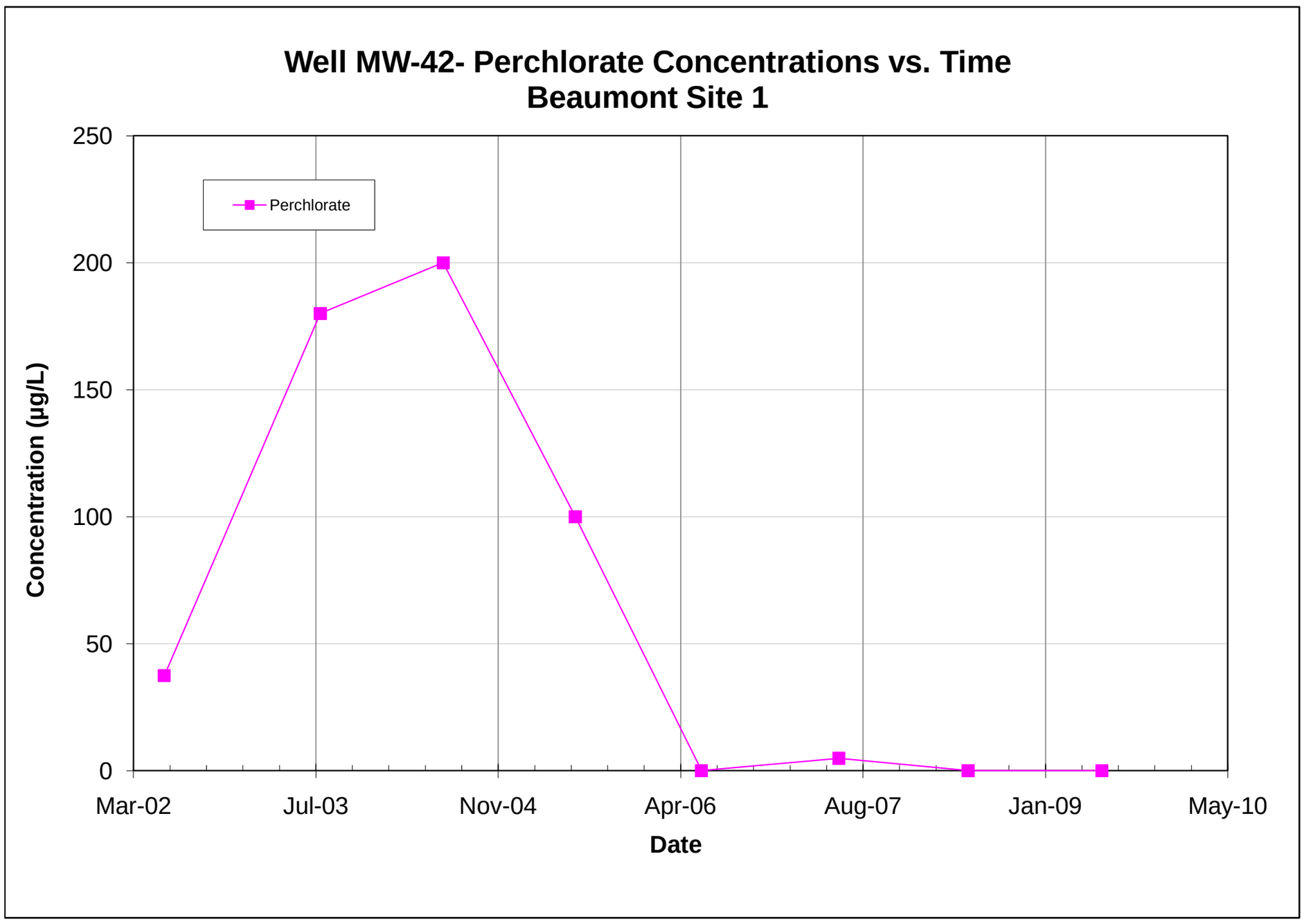

Note: All non-detections are set to zero for graphing purposes.

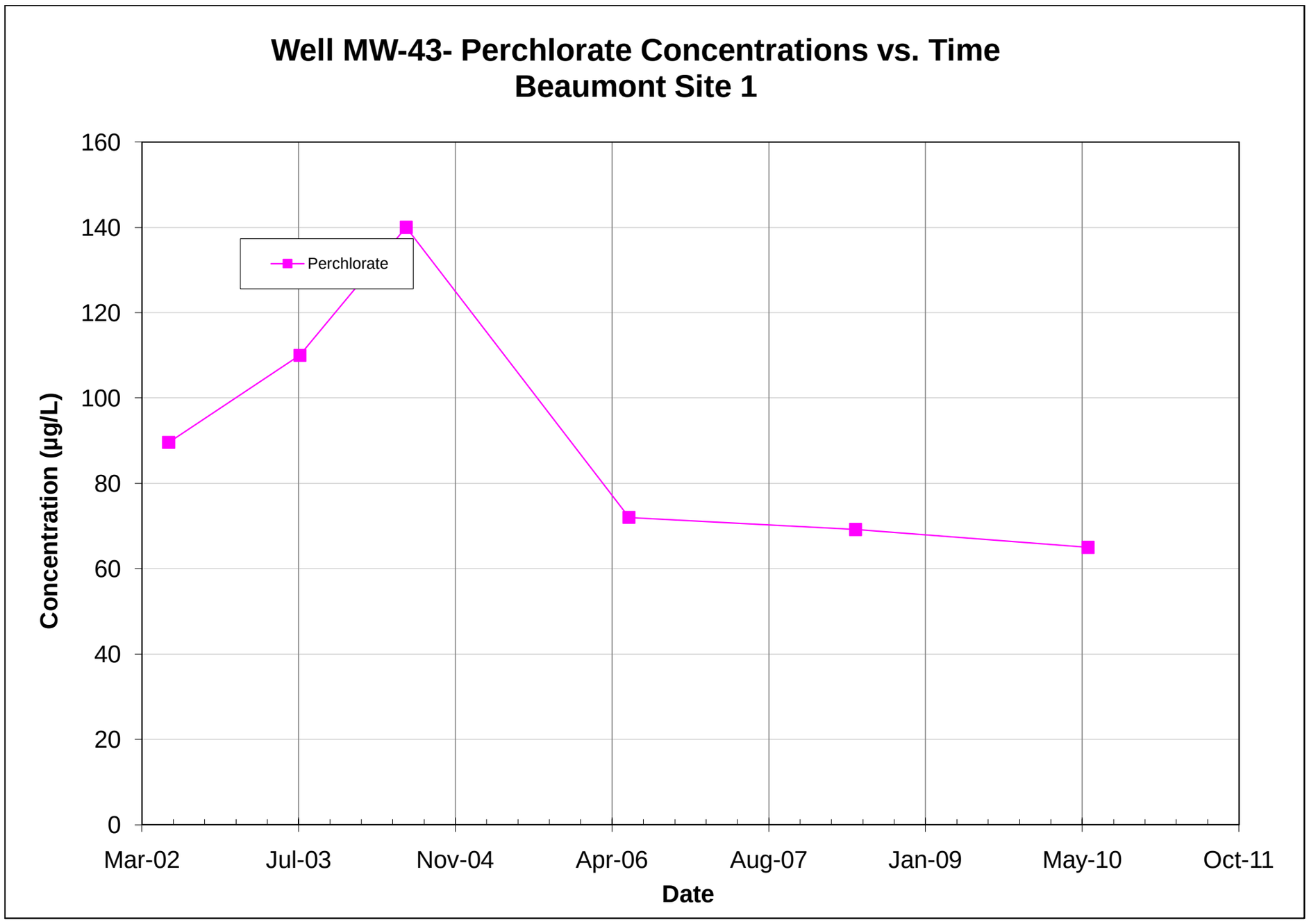

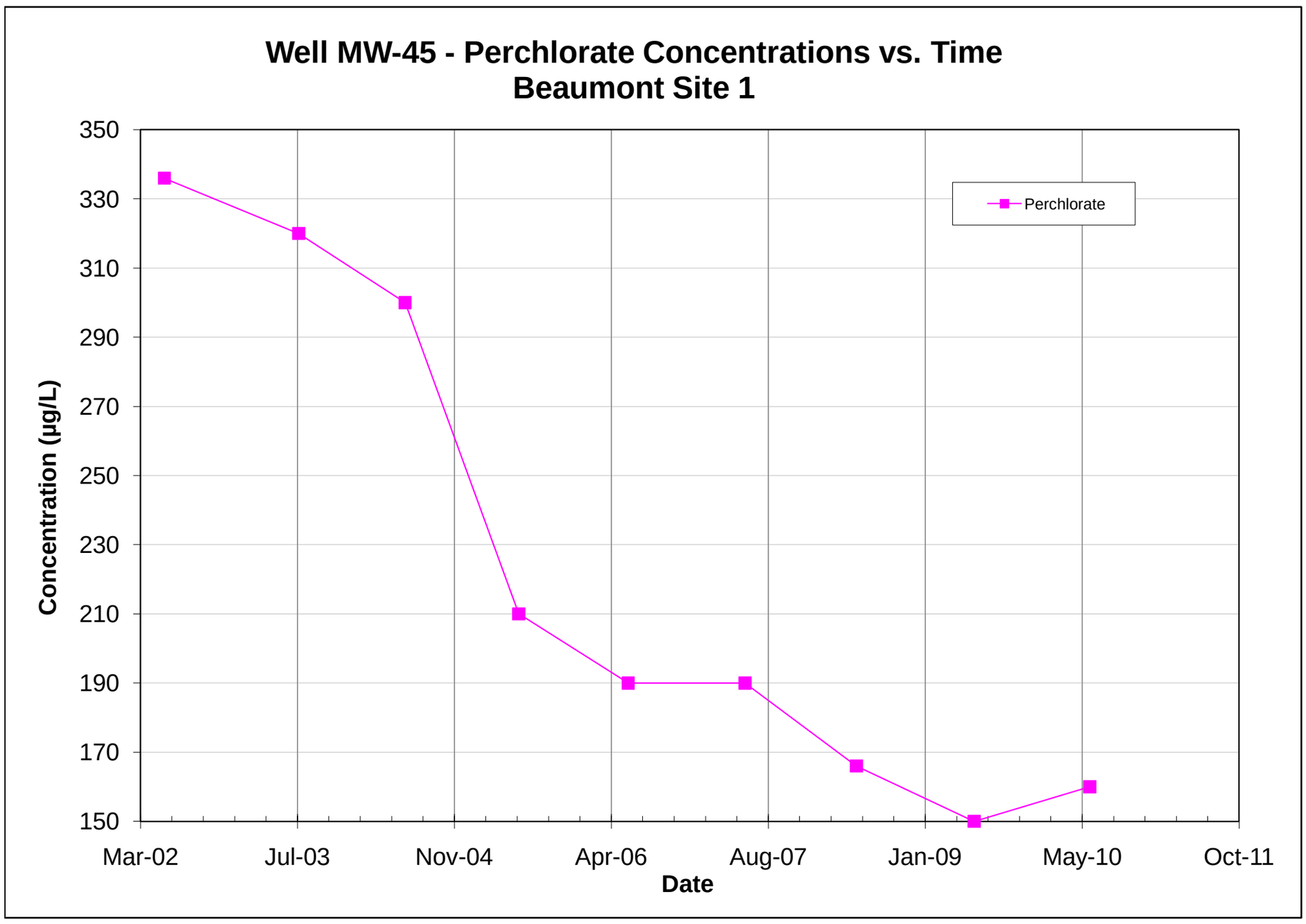

Note: All non-detections are set to zero for graphing purposes.

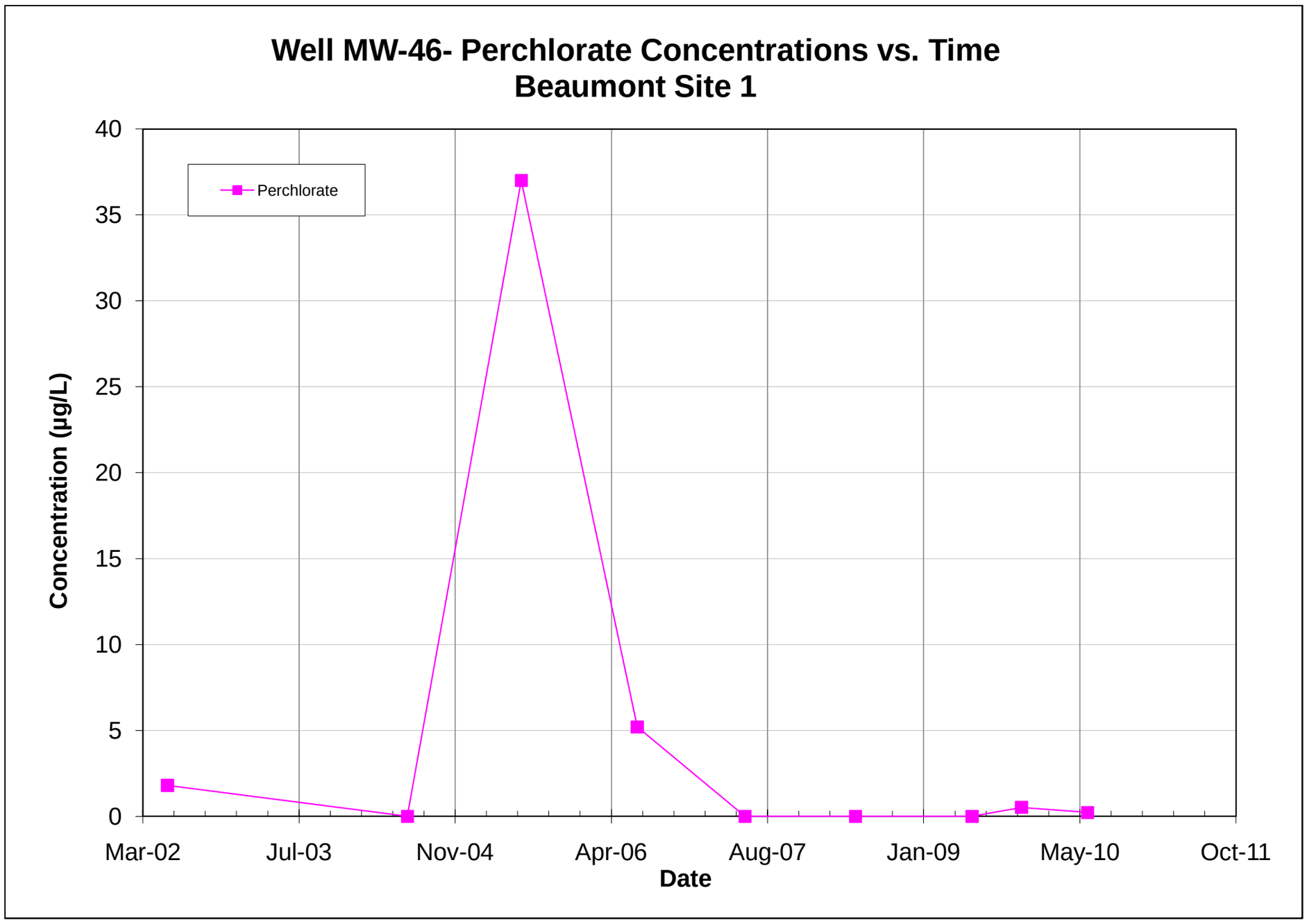

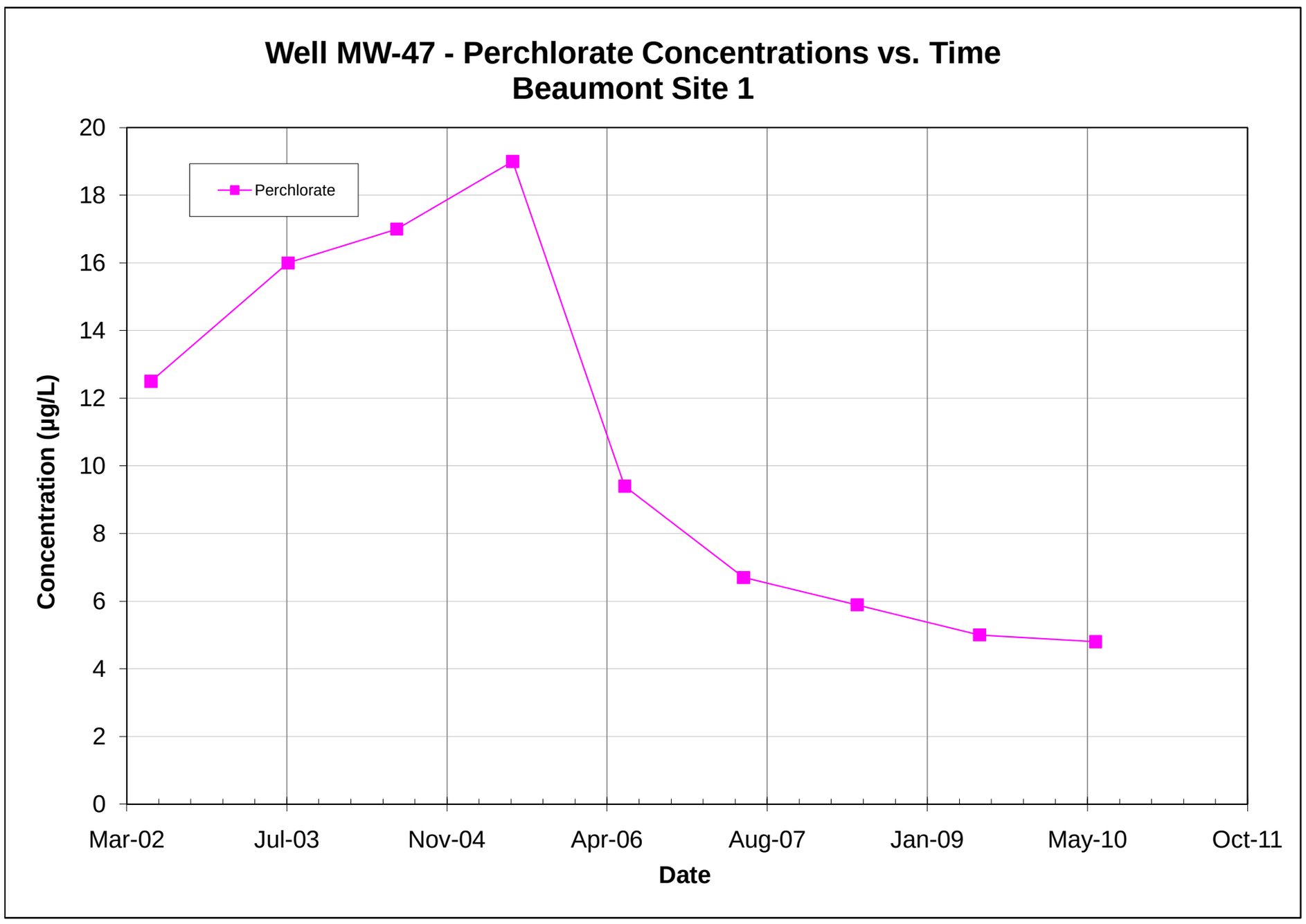

Note: All non-detections are set to zero for graphing purposes.

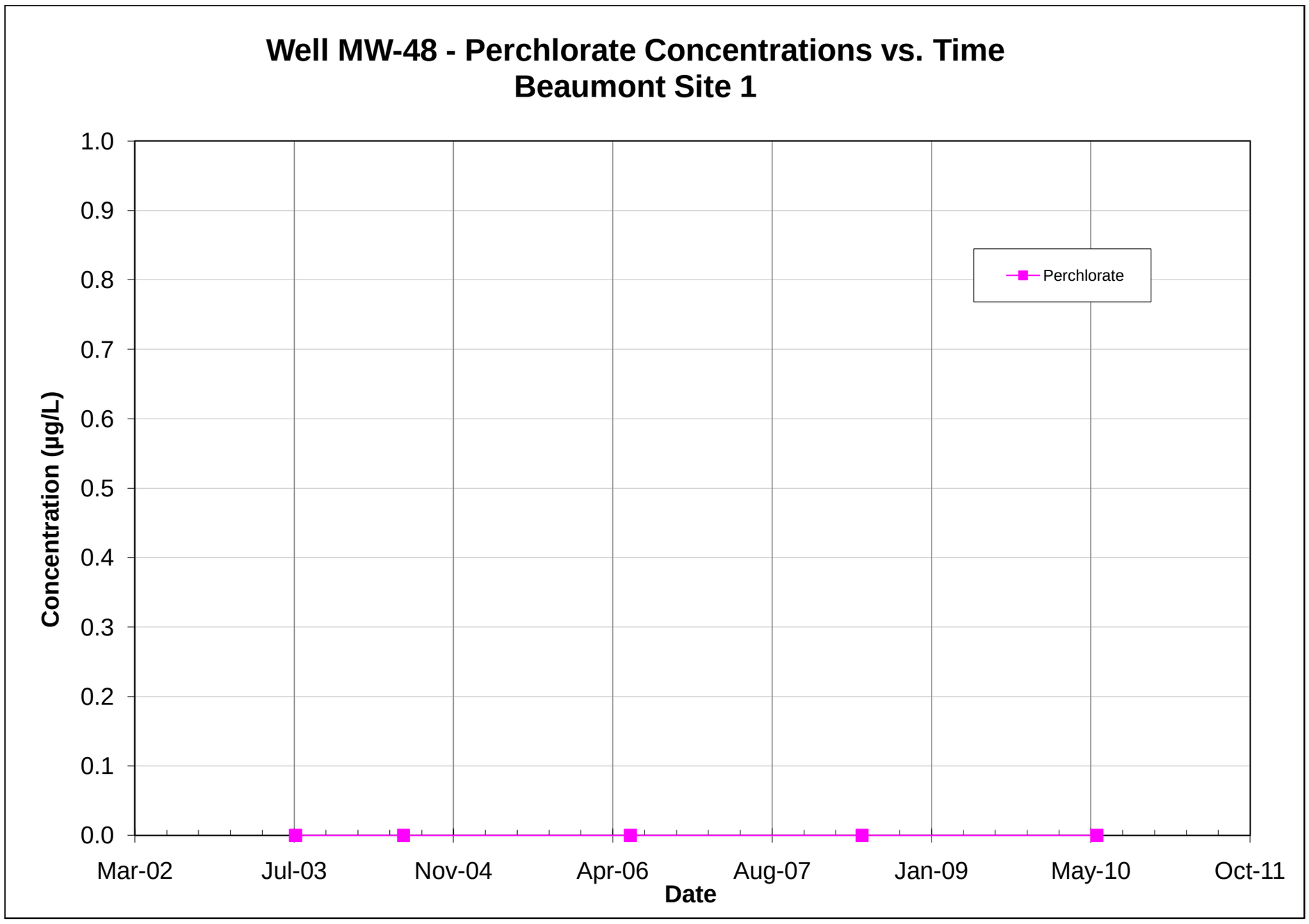

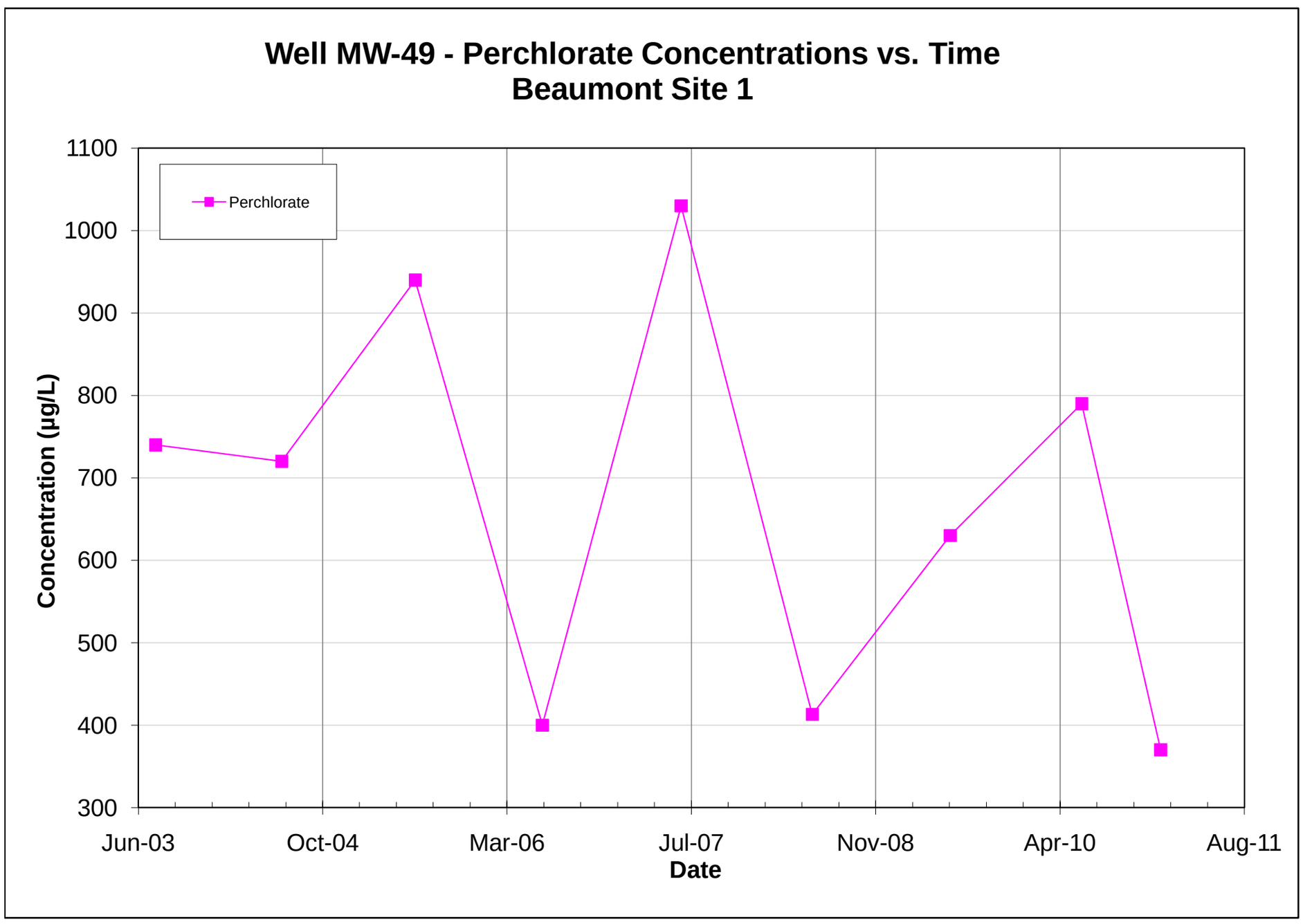

Note: All non-detections are set to zero for graphing purposes.

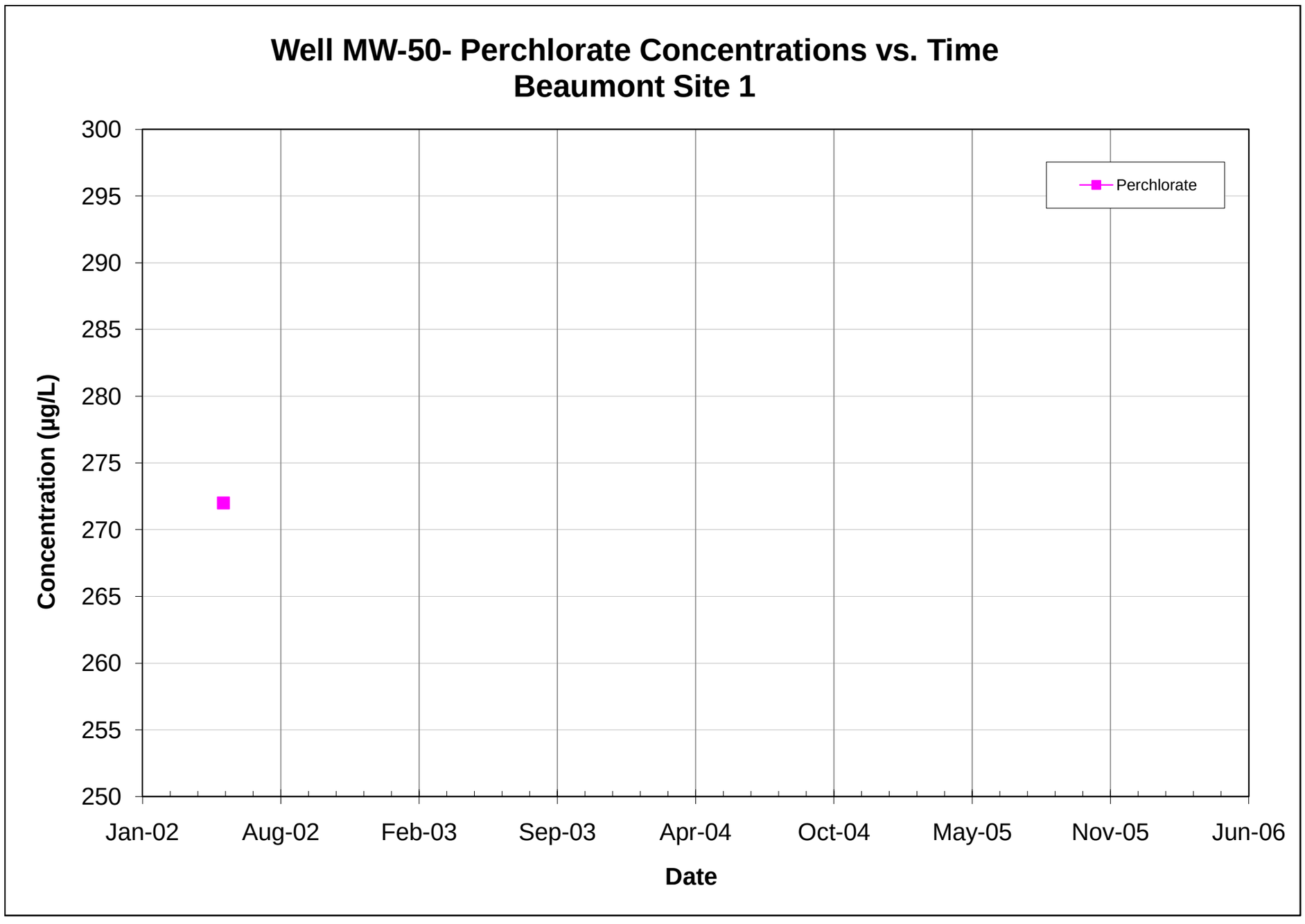

Note: All non-detections are set to zero for graphing purposes.

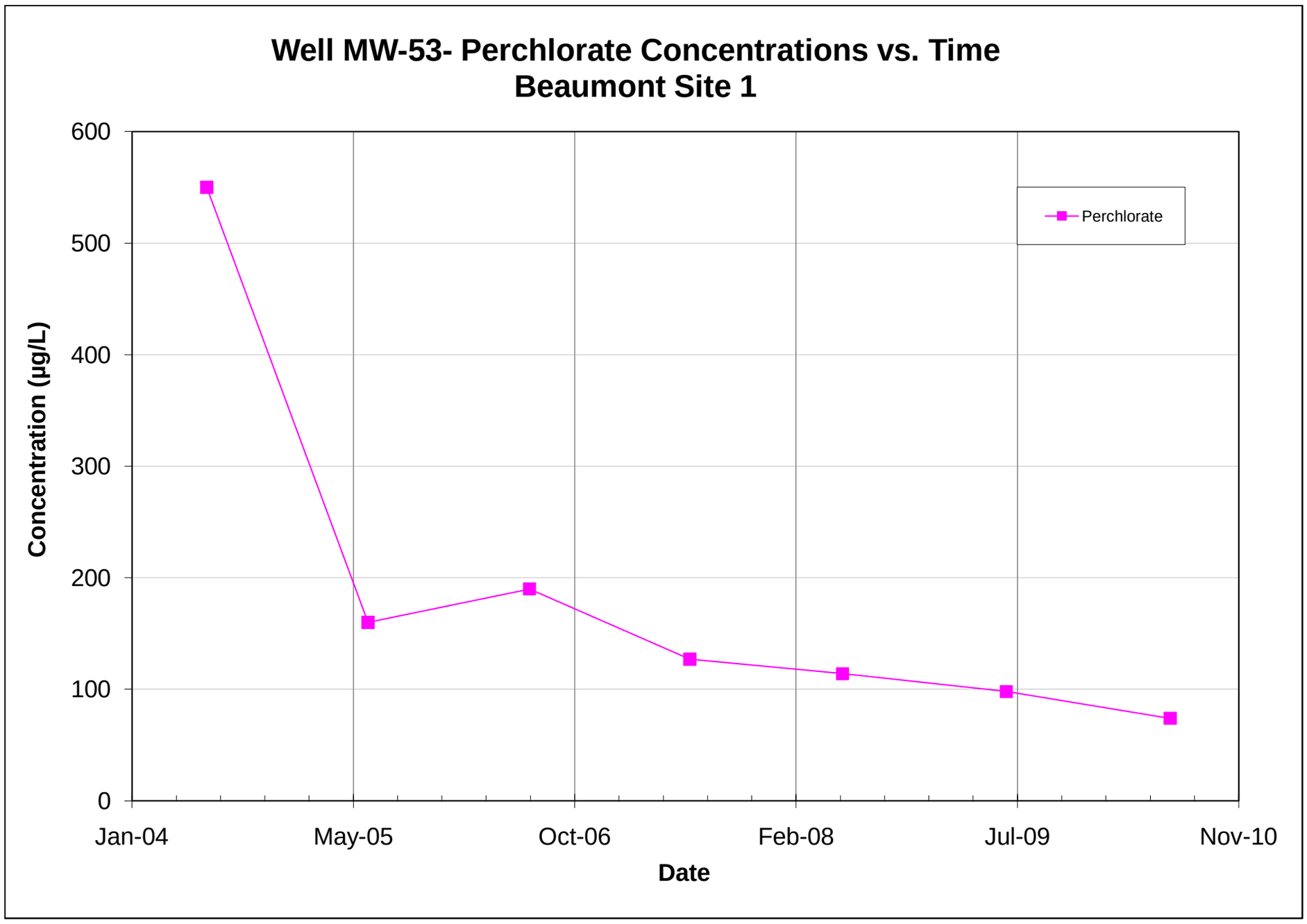

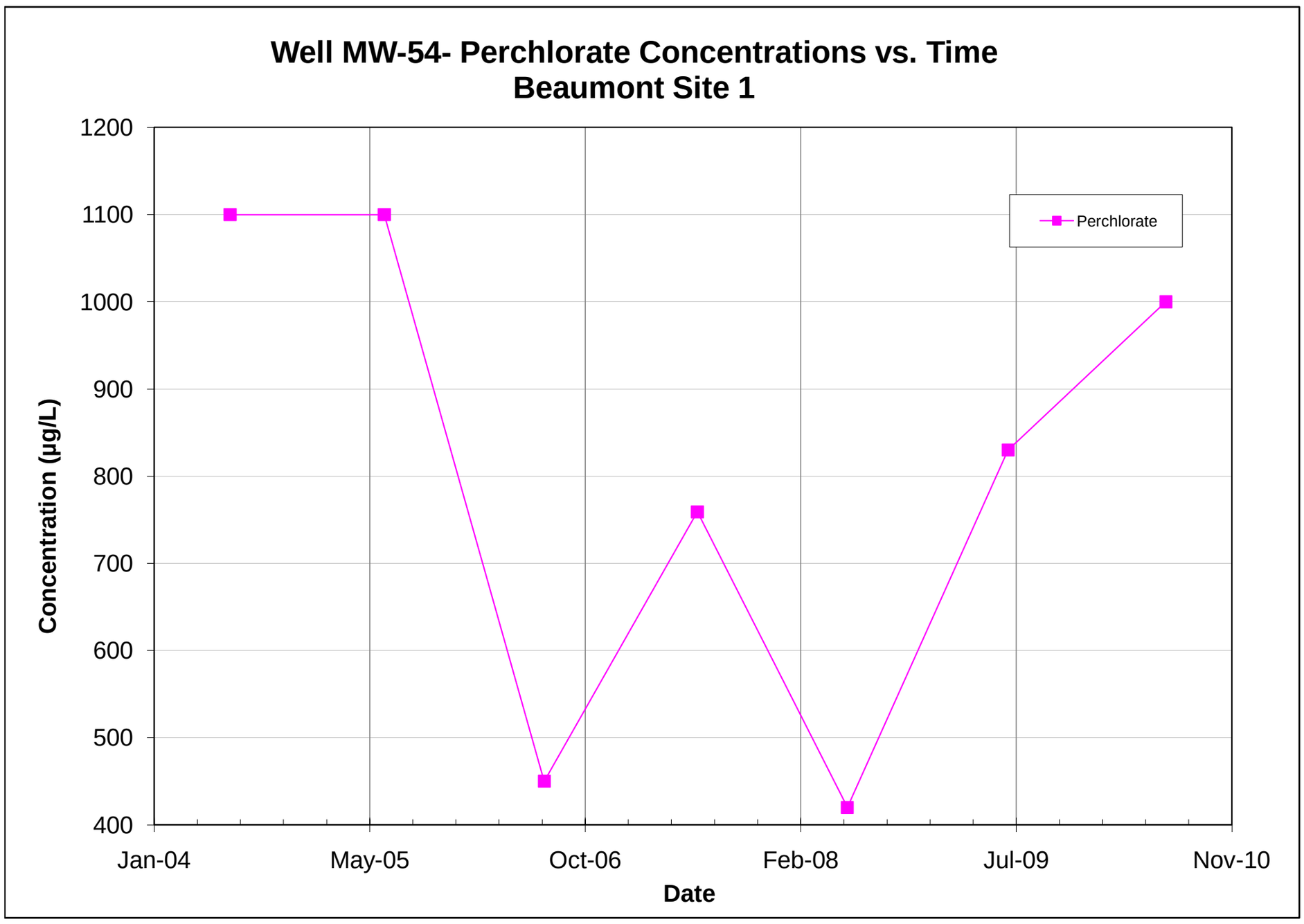

Note: All non-detections are set to zero for graphing purposes.

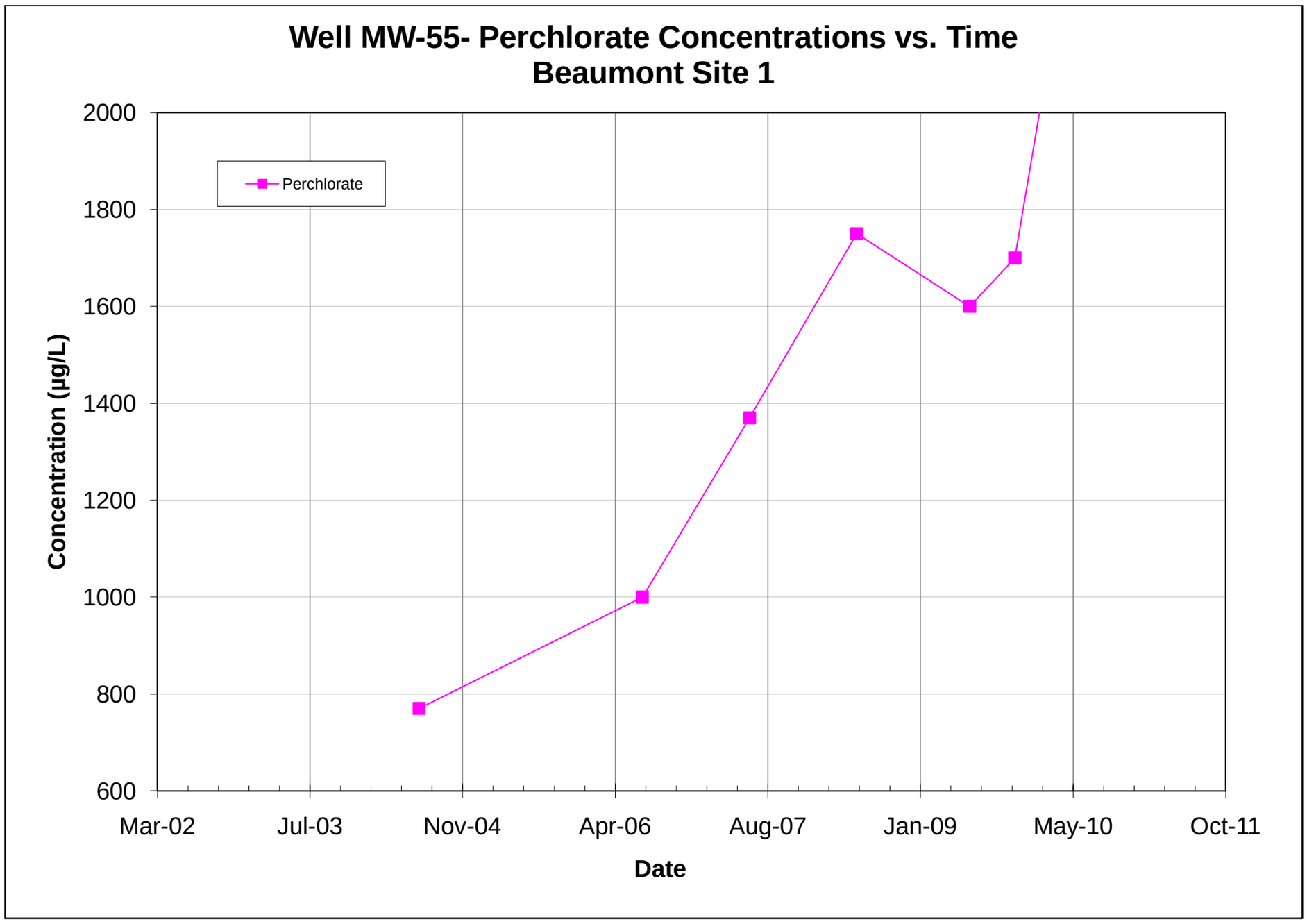

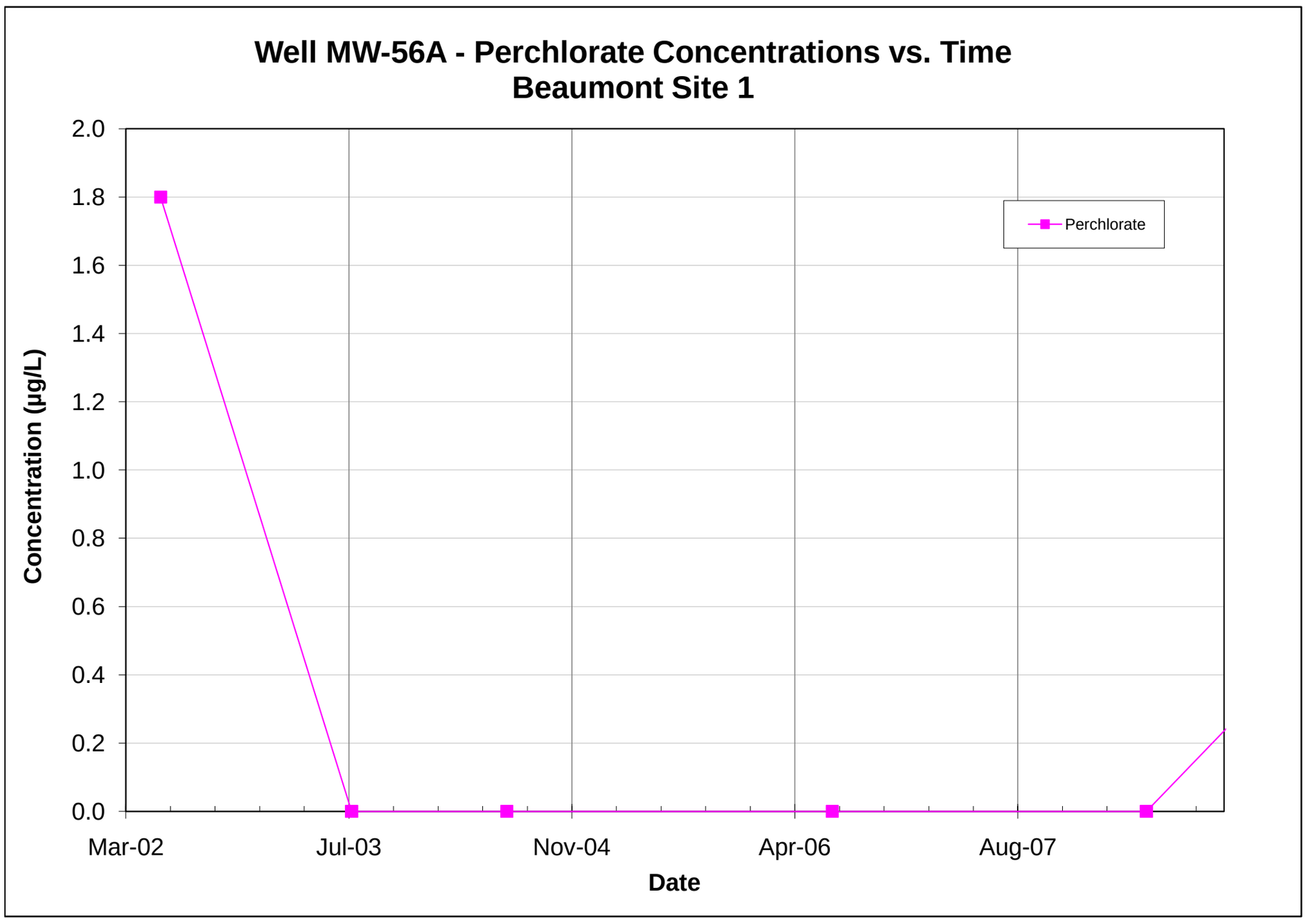

Note: All non-detections are set to zero for graphing purposes.

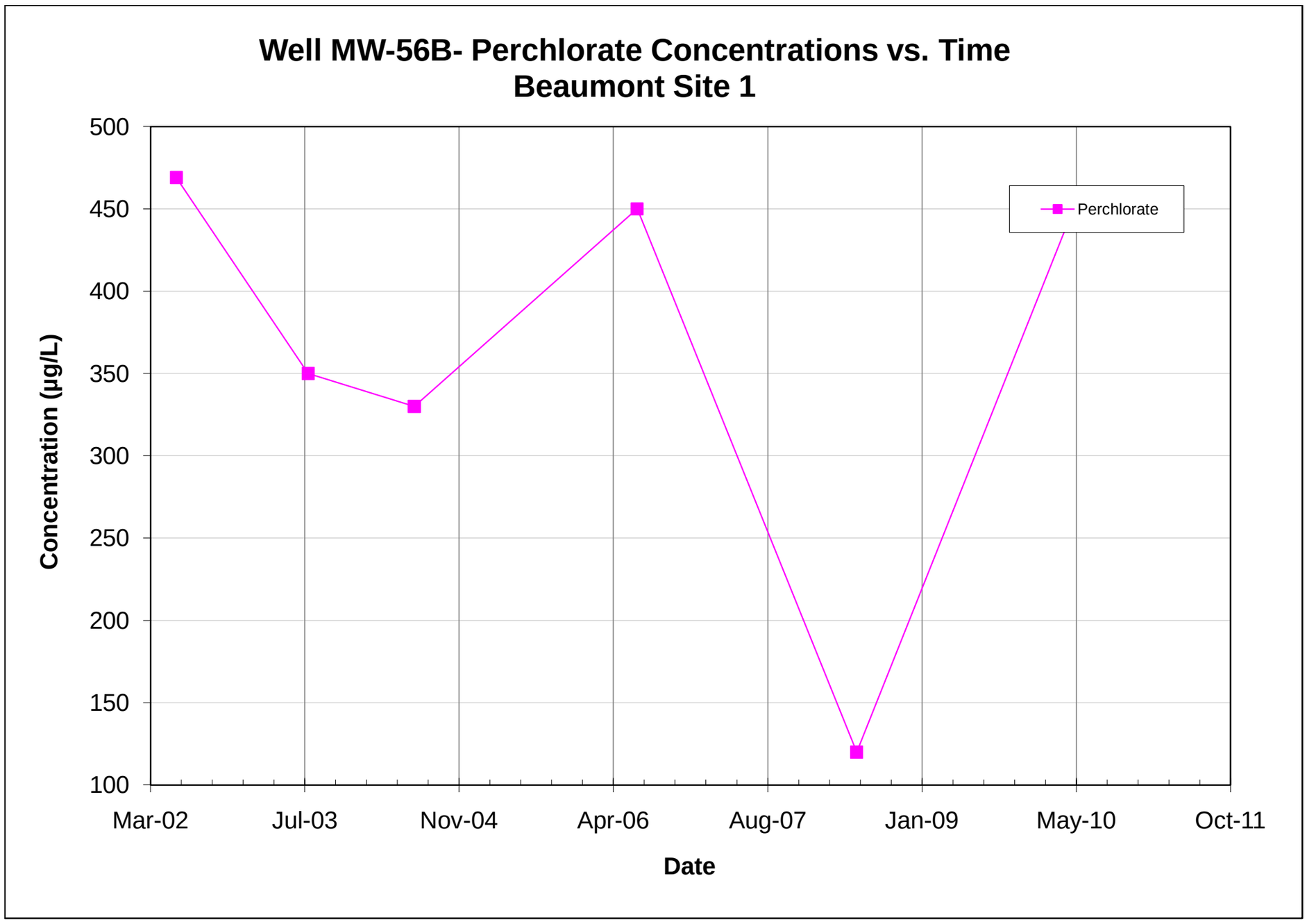

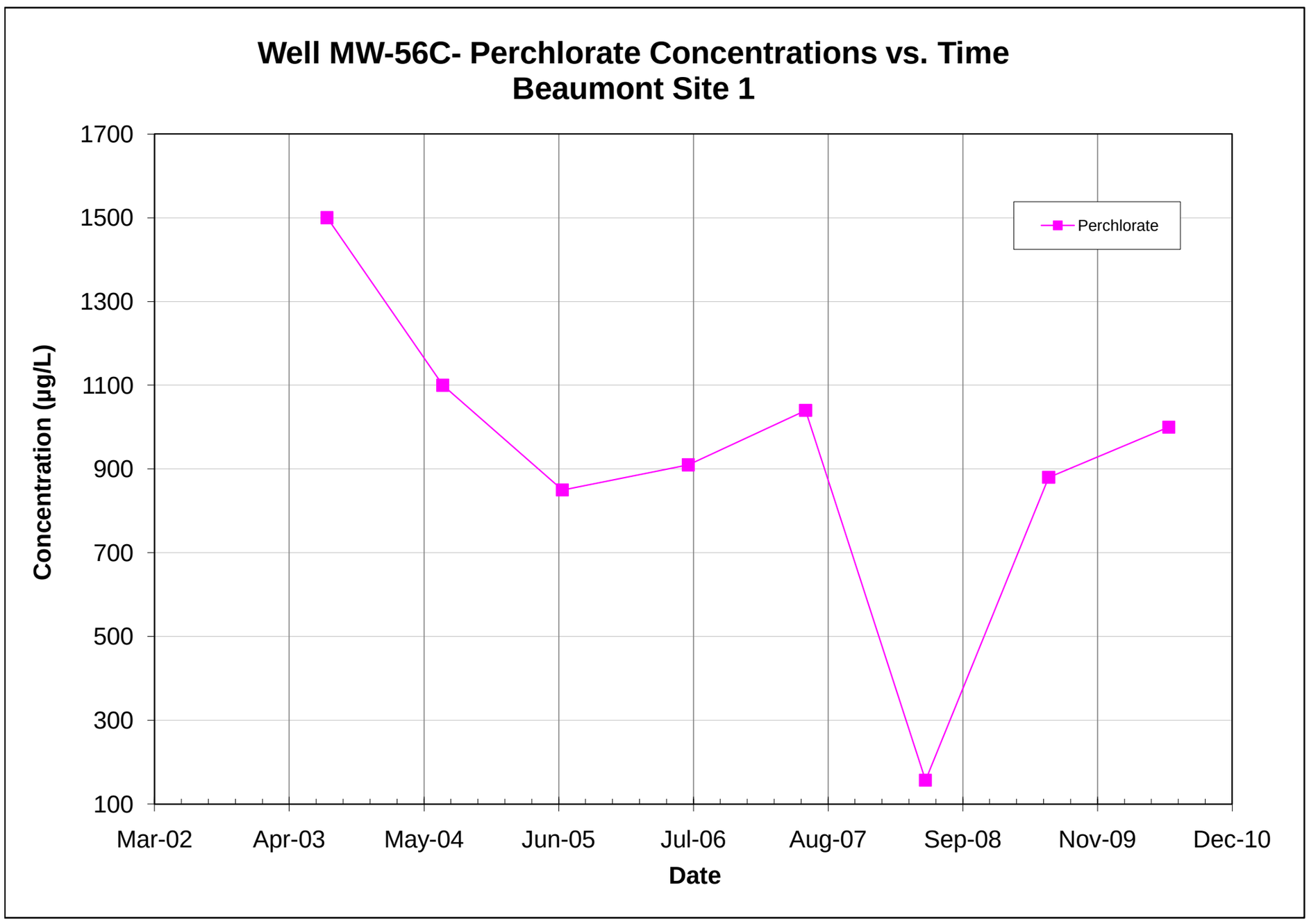

Note: All non-detections are set to zero for graphing purposes.

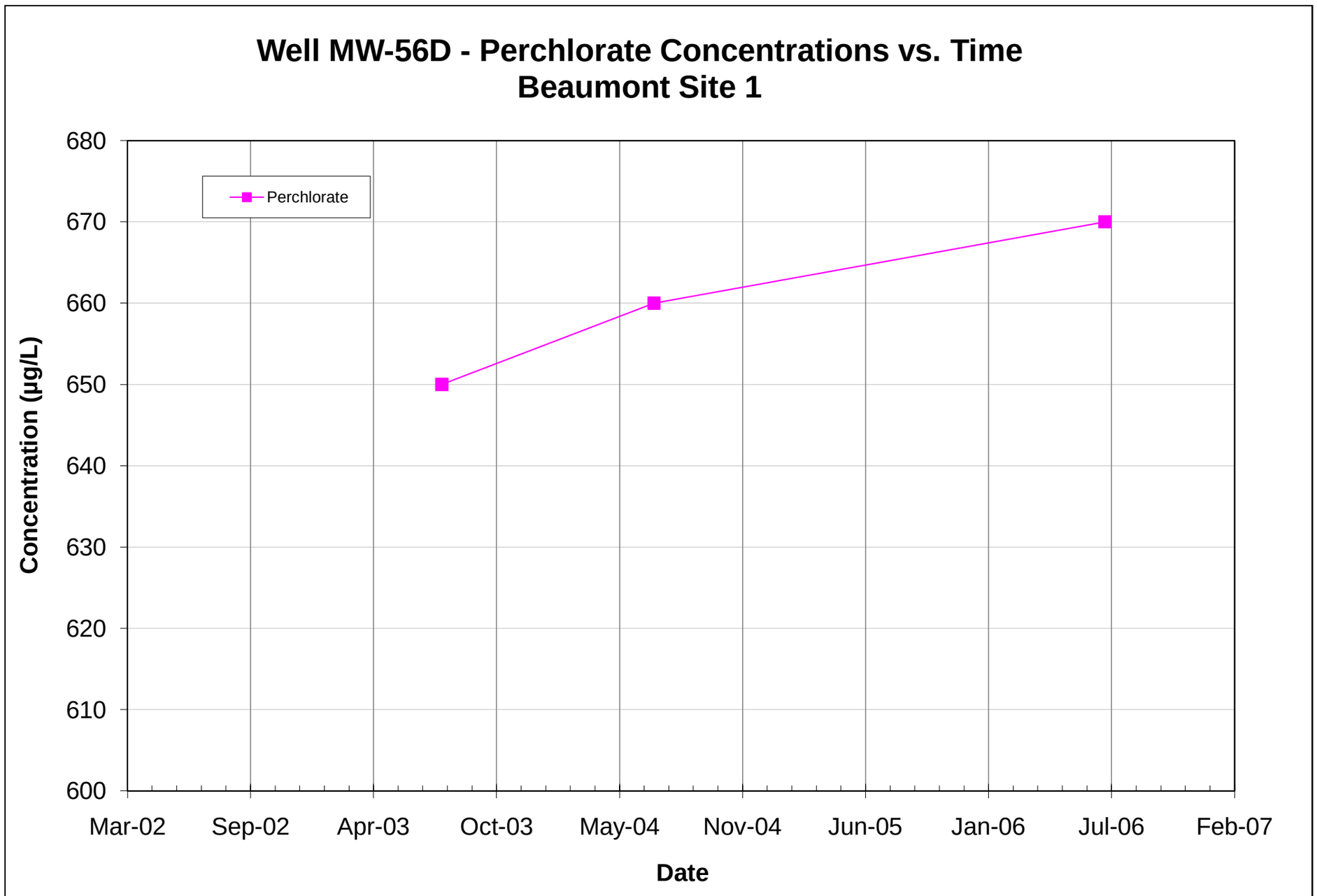

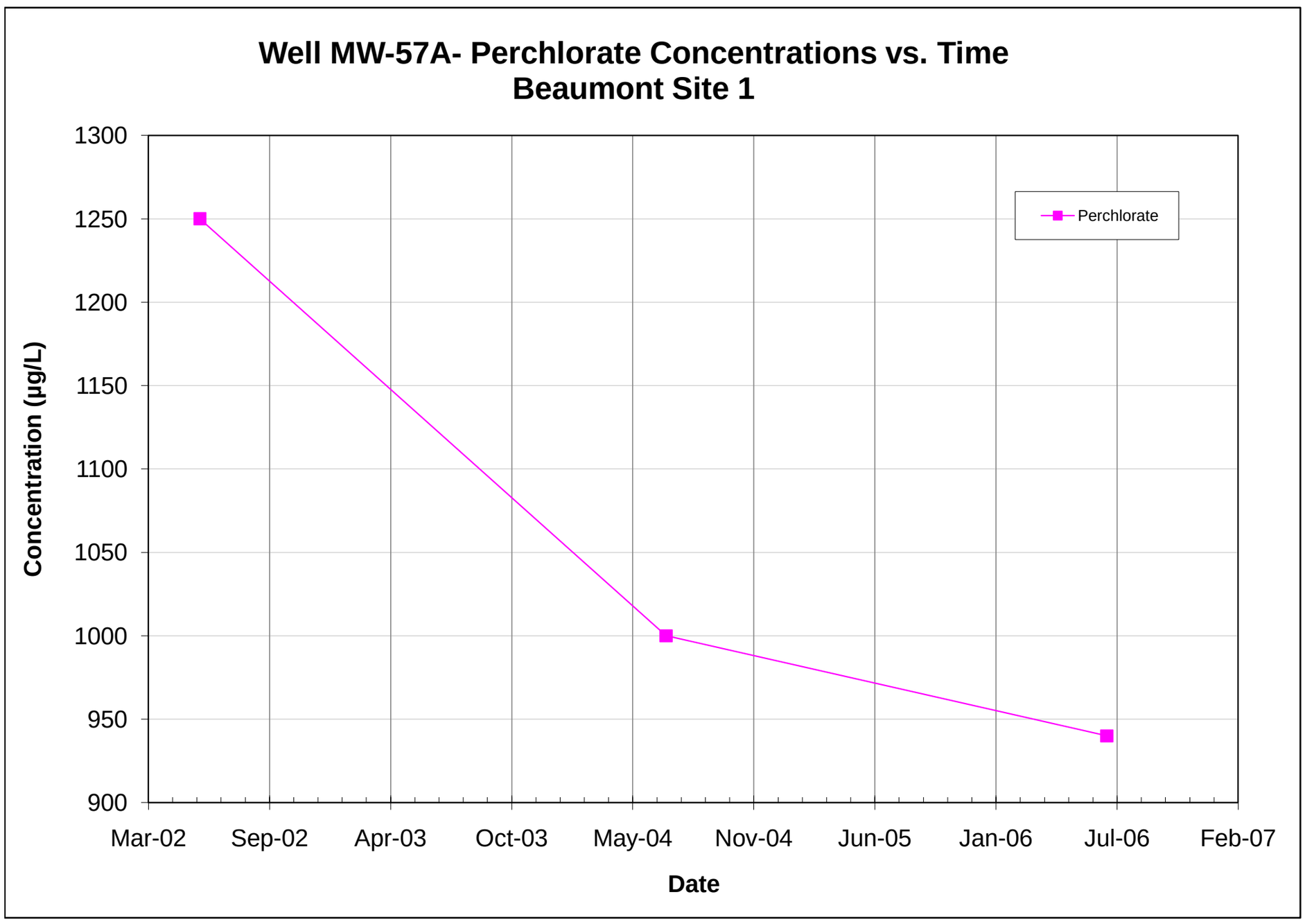

Note: All non-detections are set to zero for graphing purposes.

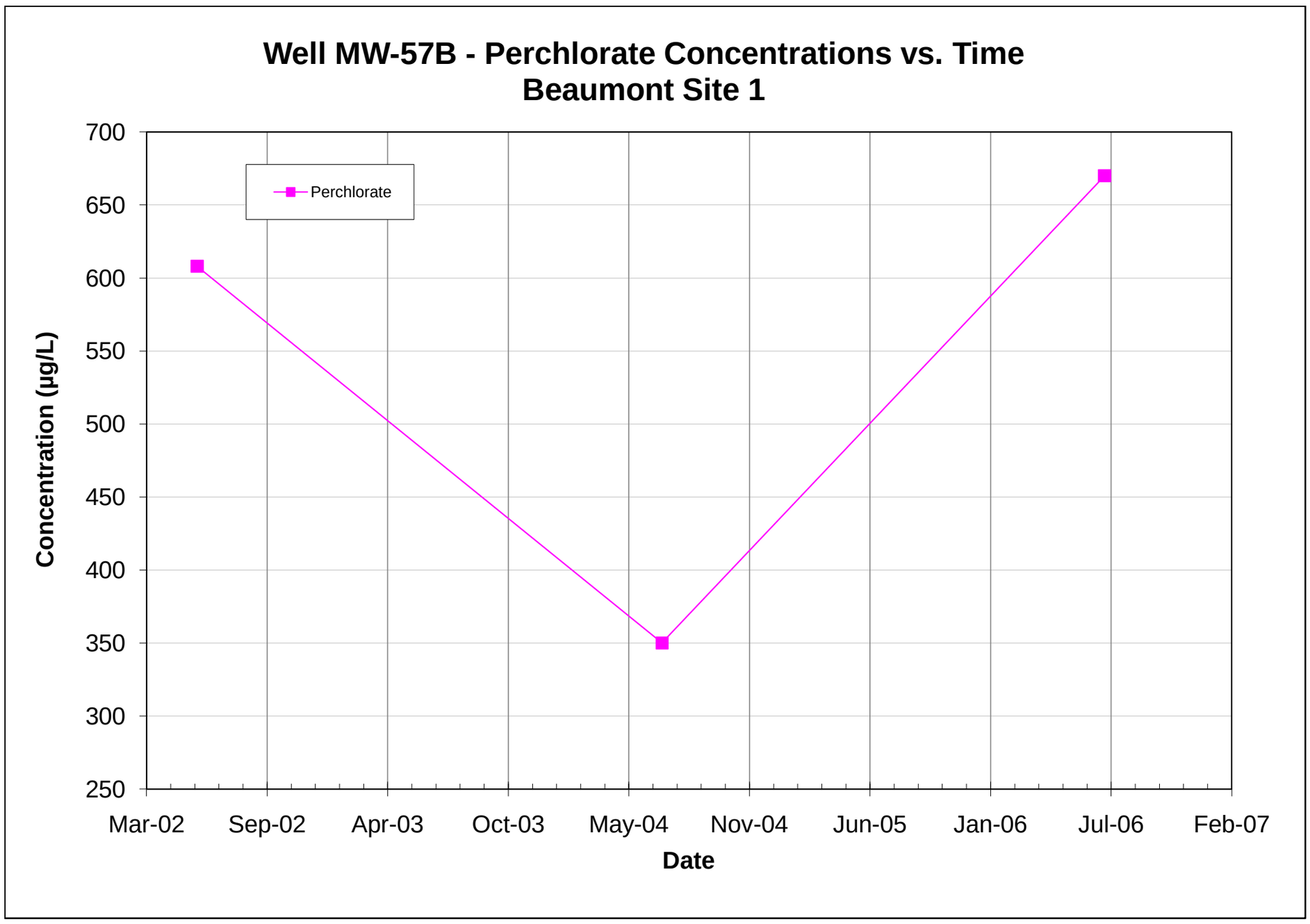

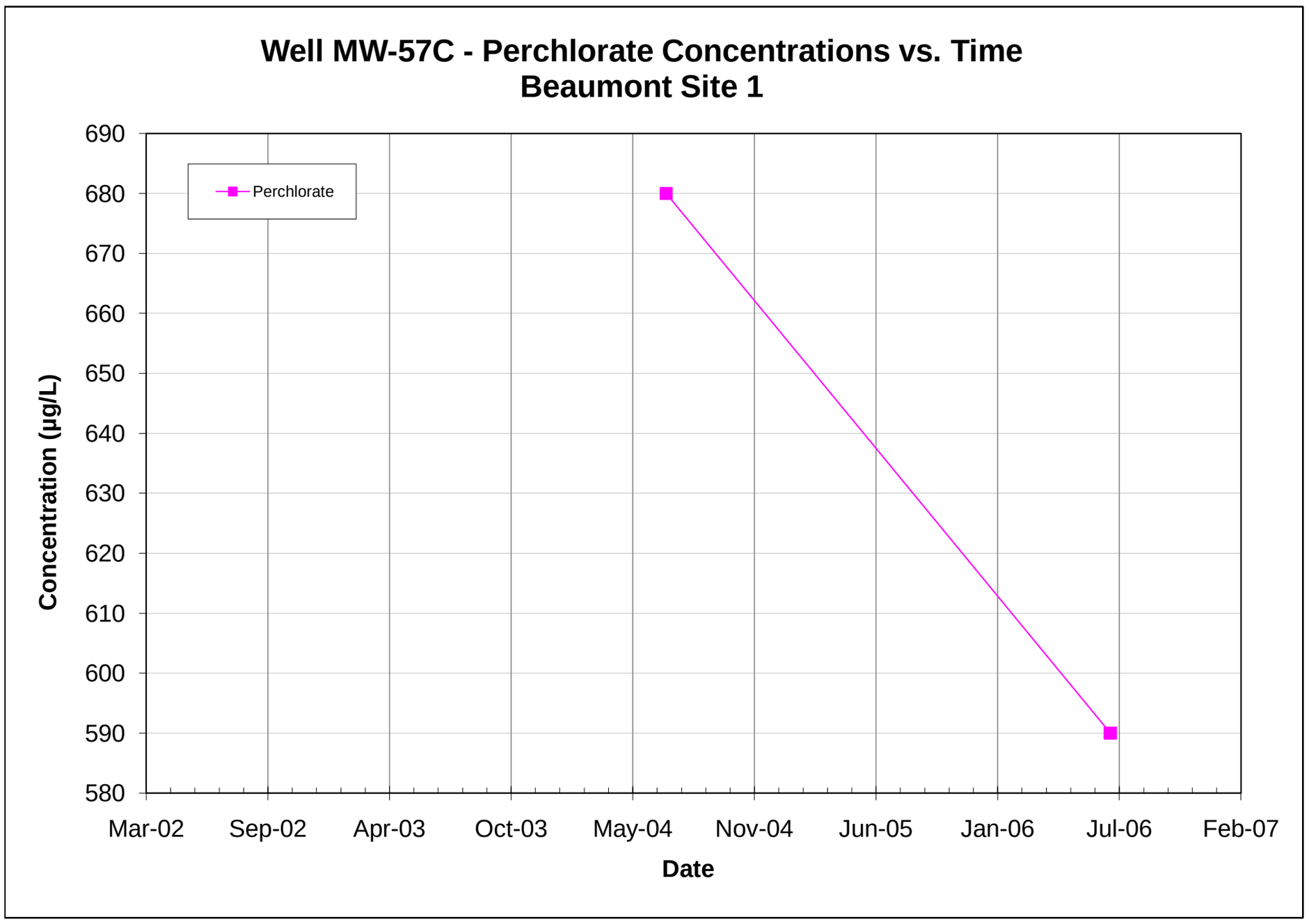

Note: All non-detections are set to zero for graphing purposes.

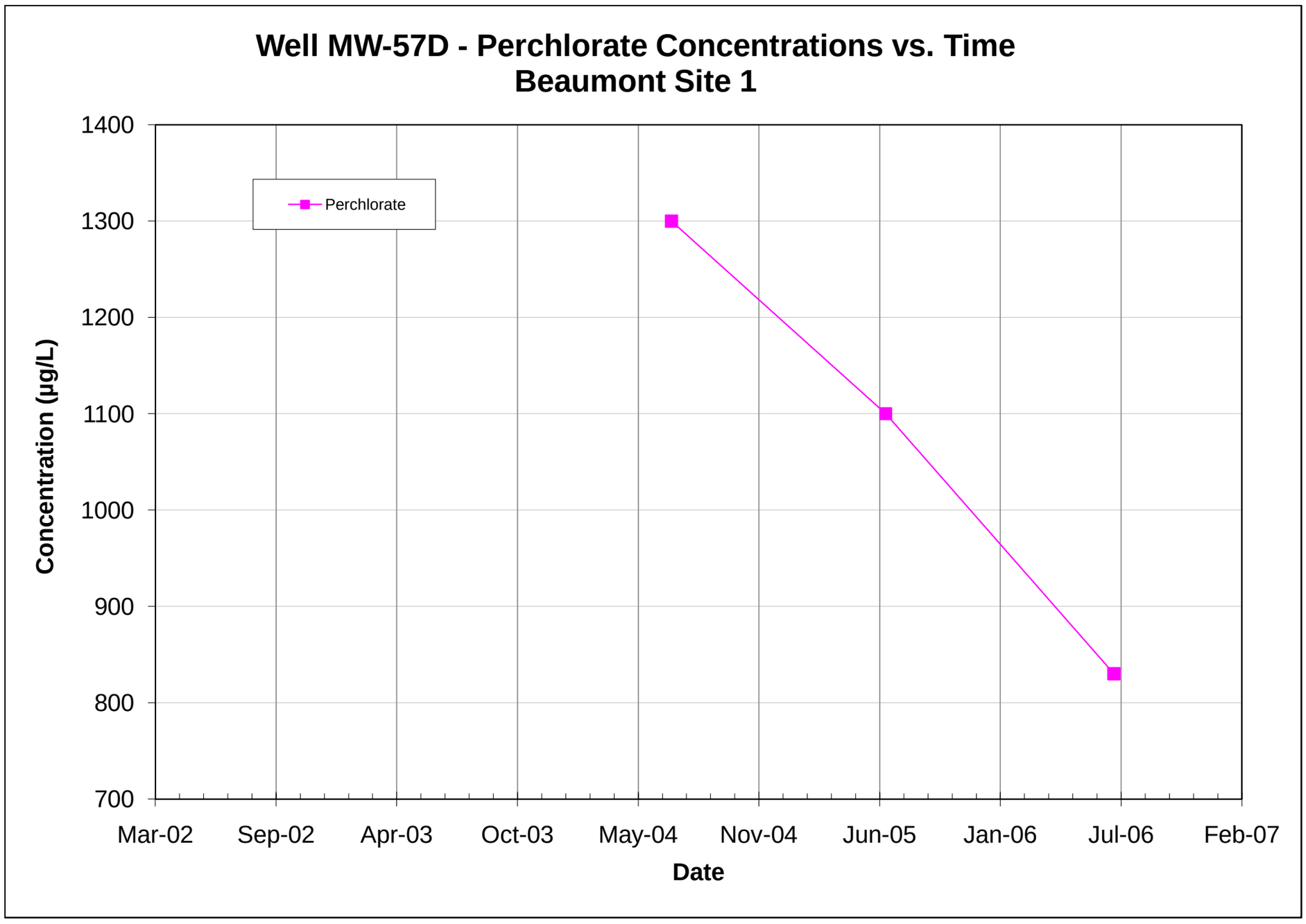

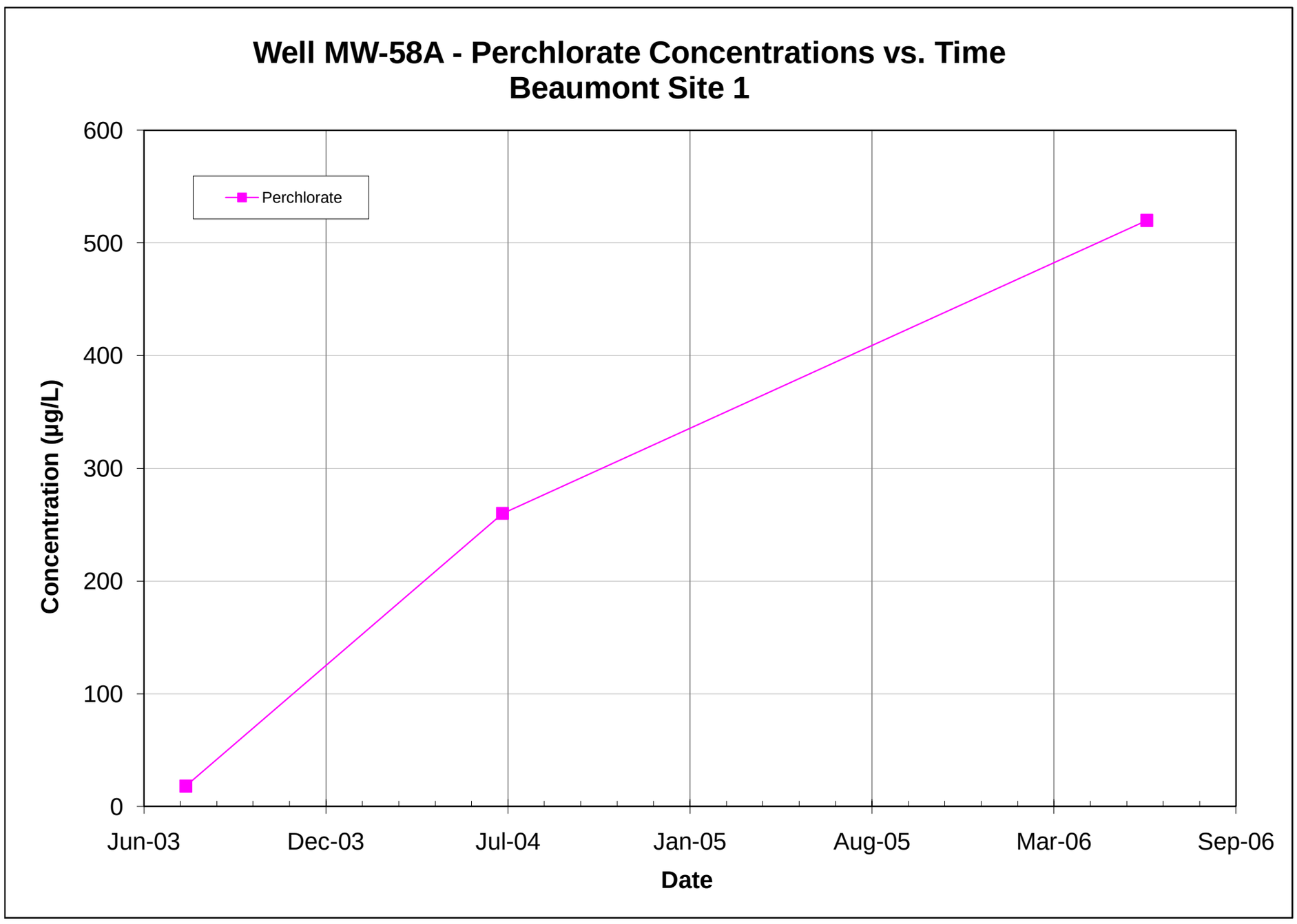

Note: All non-detections are set to zero for graphing purposes.

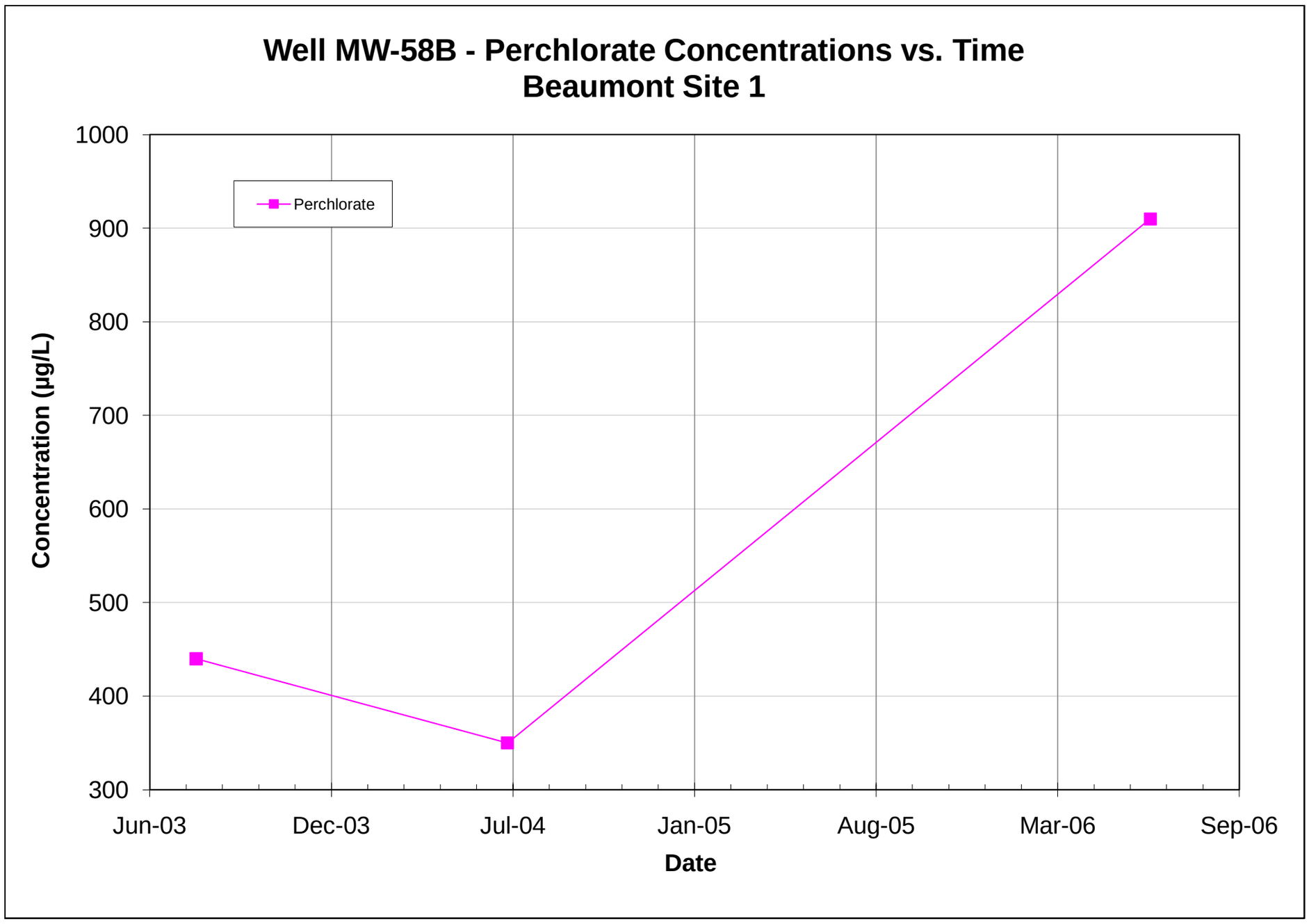

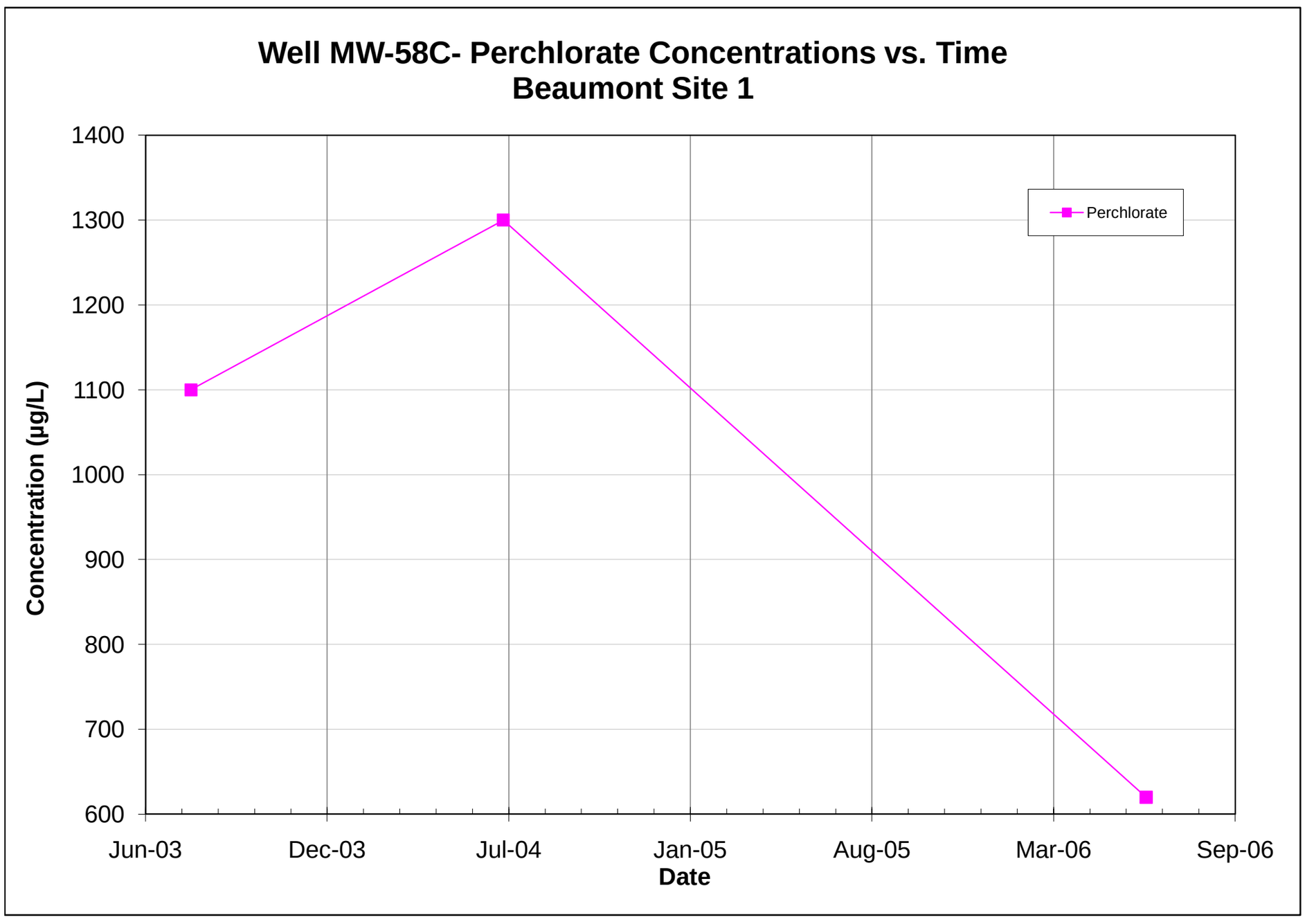

Note: All non-detections are set to zero for graphing purposes.

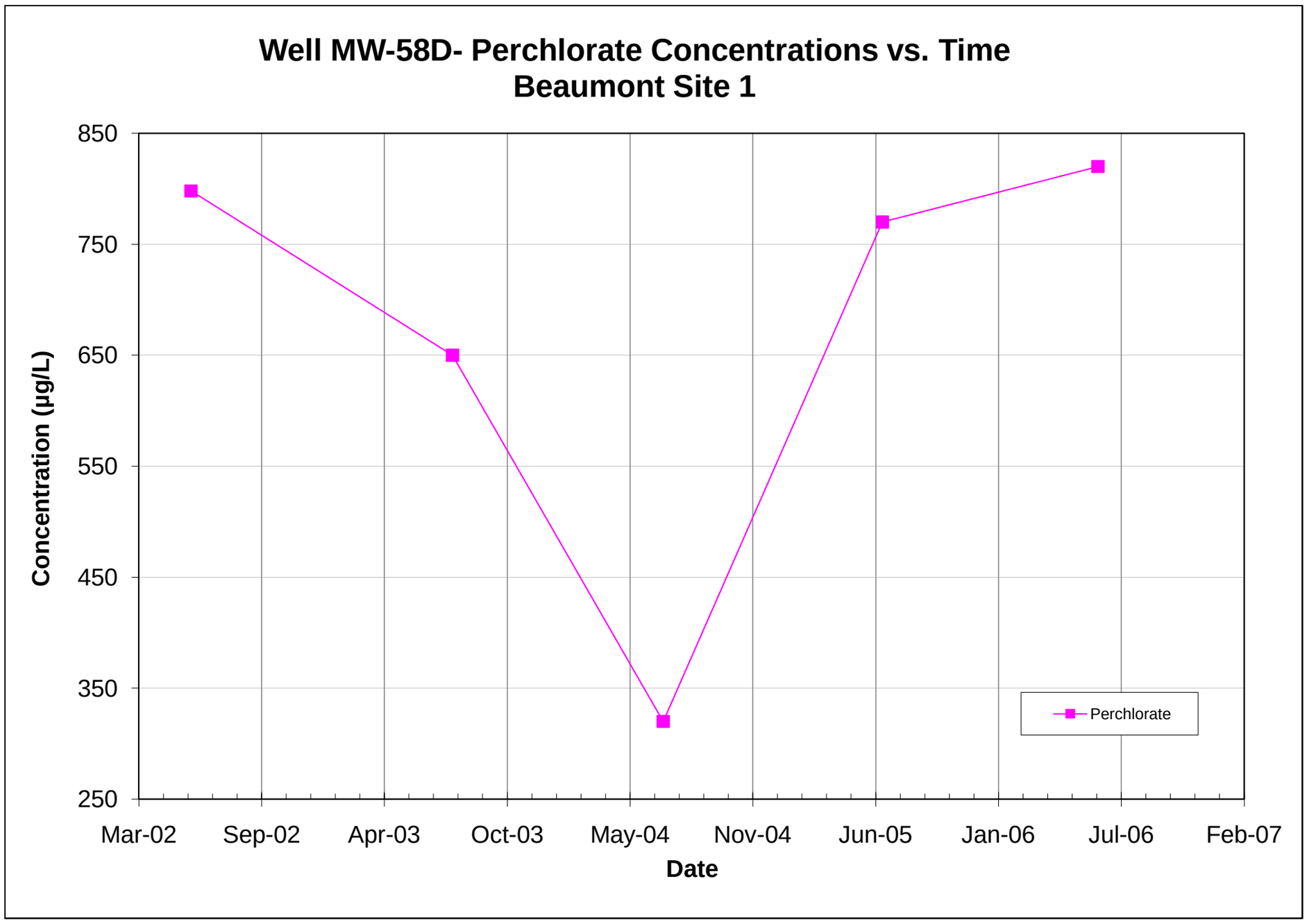

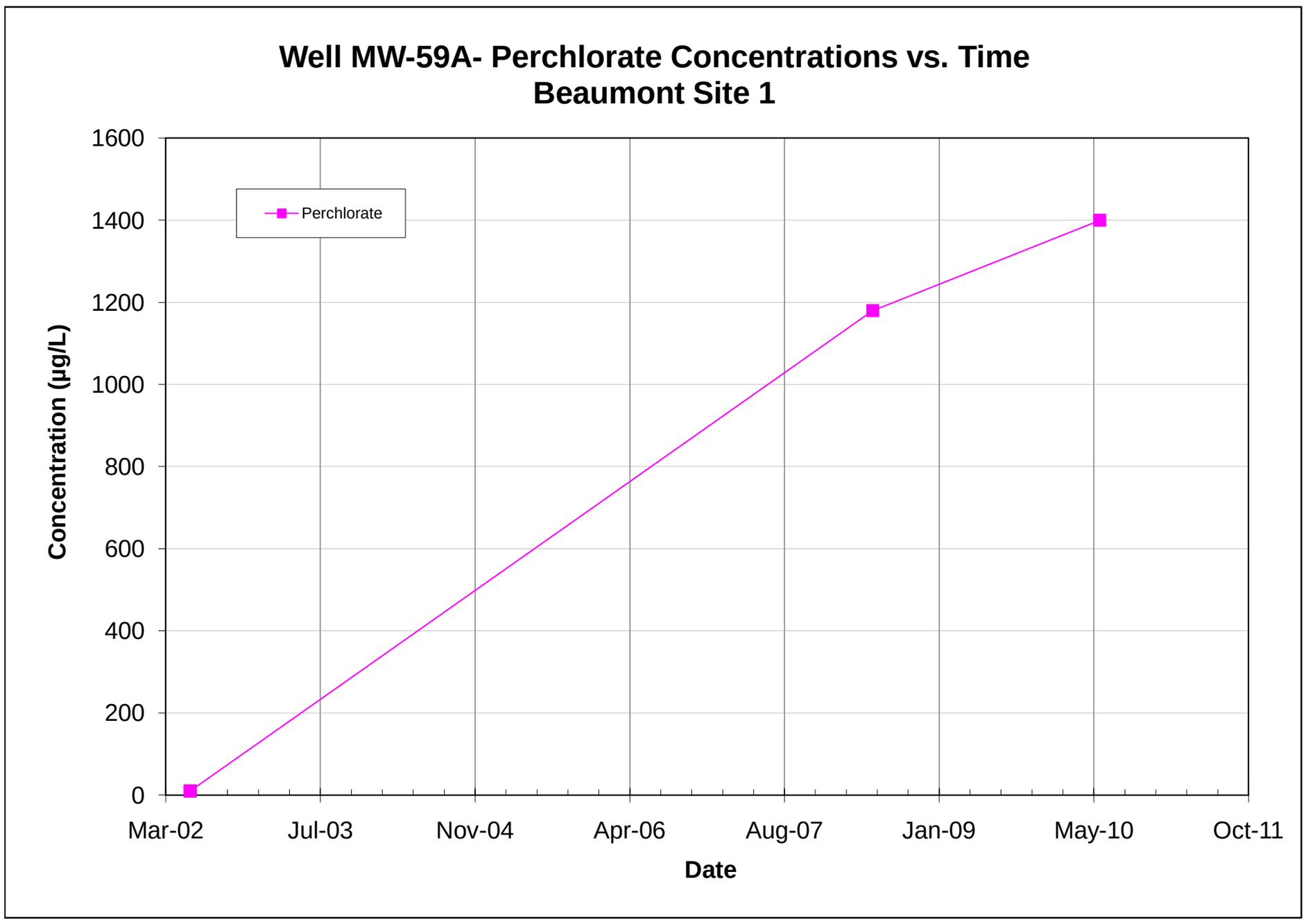

Note: All non-detections are set to zero for graphing purposes.

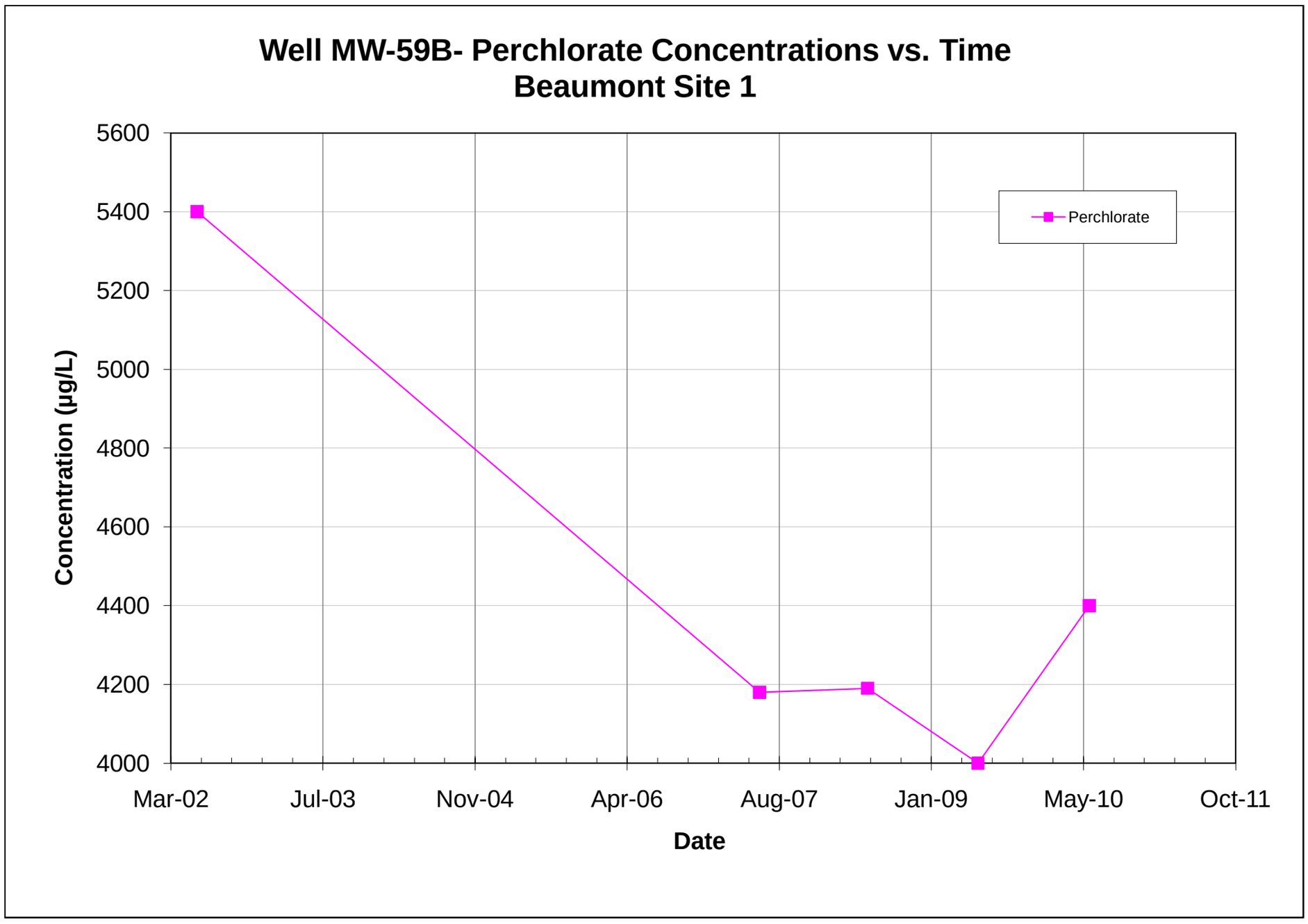

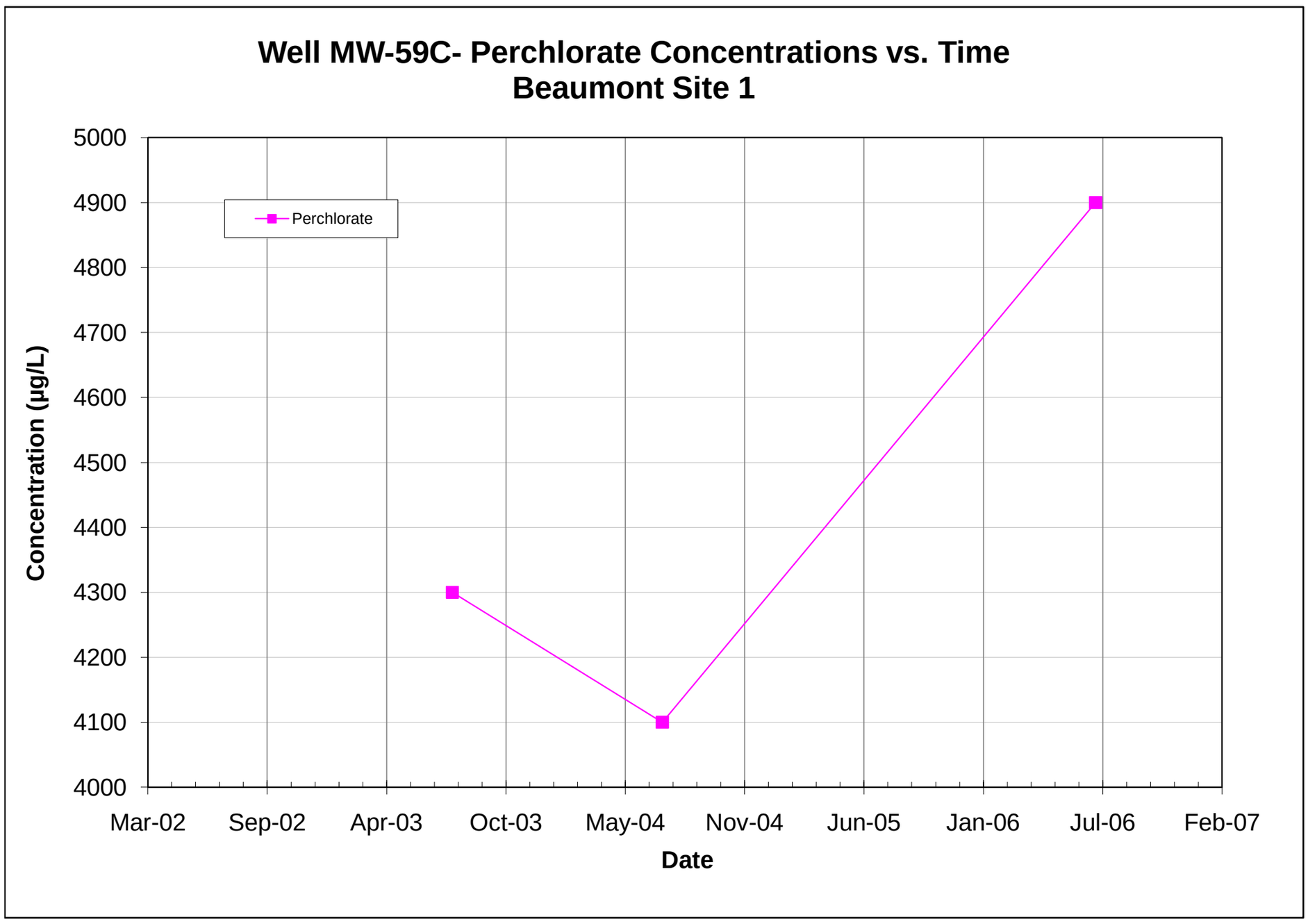

Note: All non-detections are set to zero for graphing purposes.

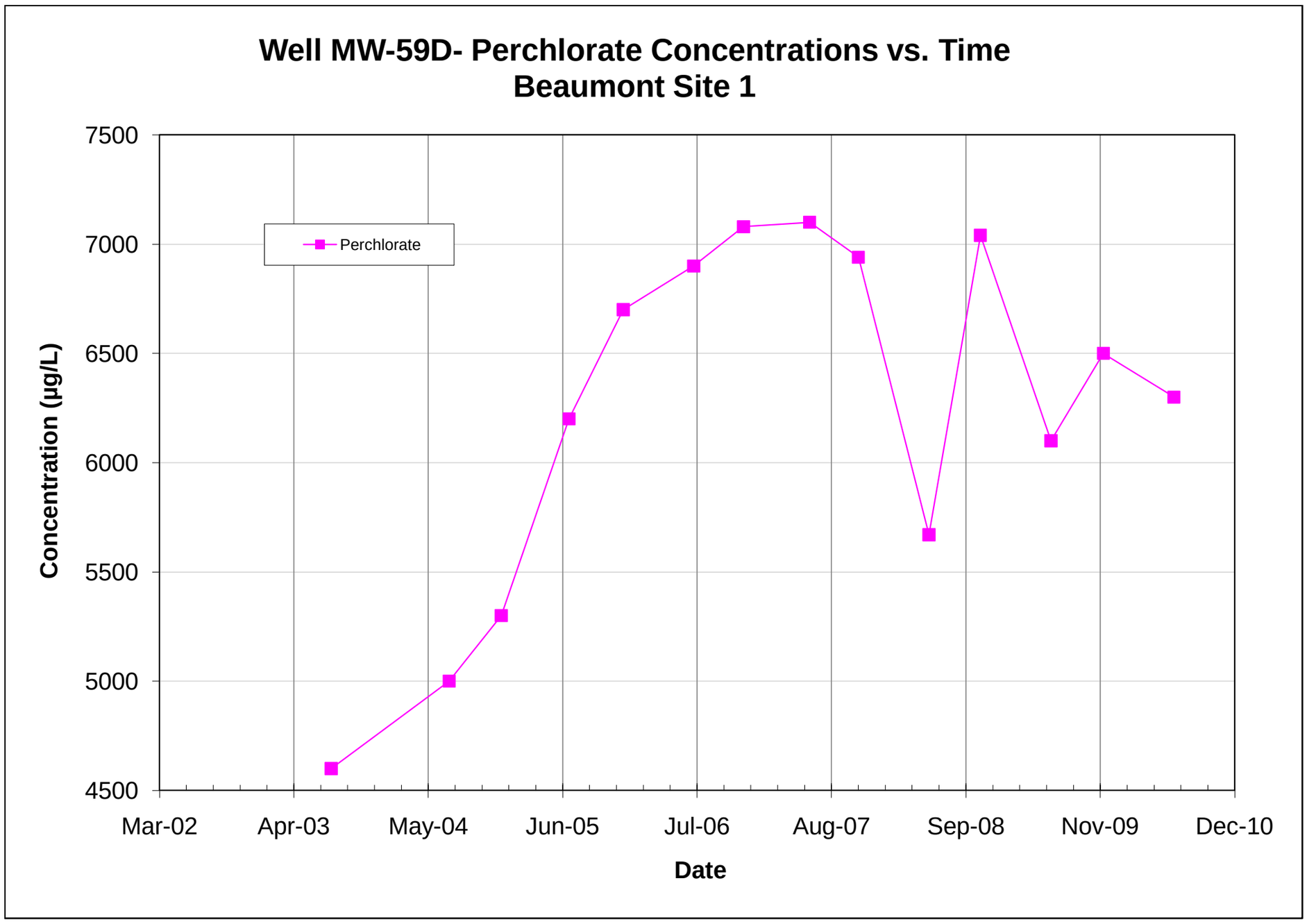

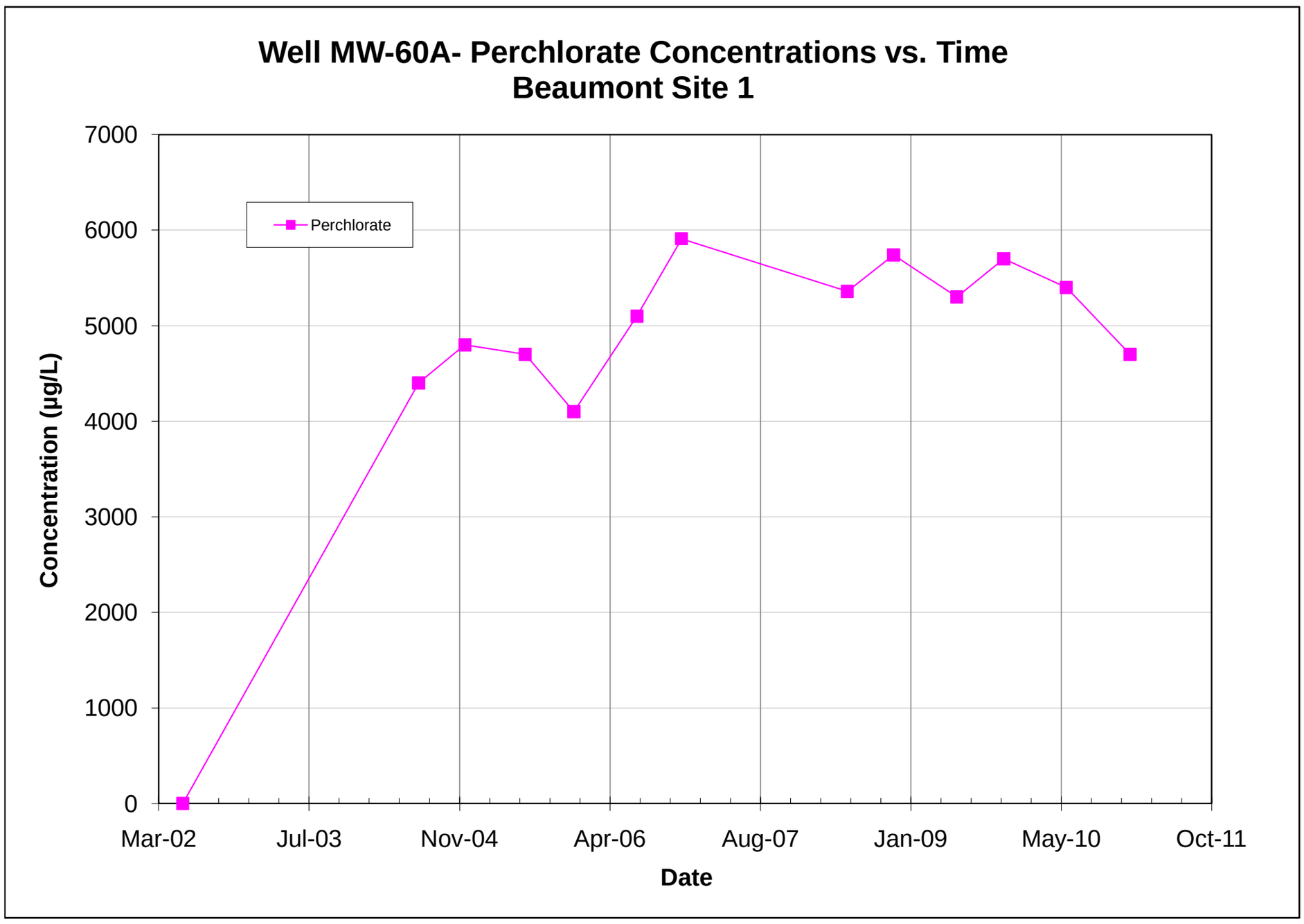

Note: All non-detections are set to zero for graphing purposes.

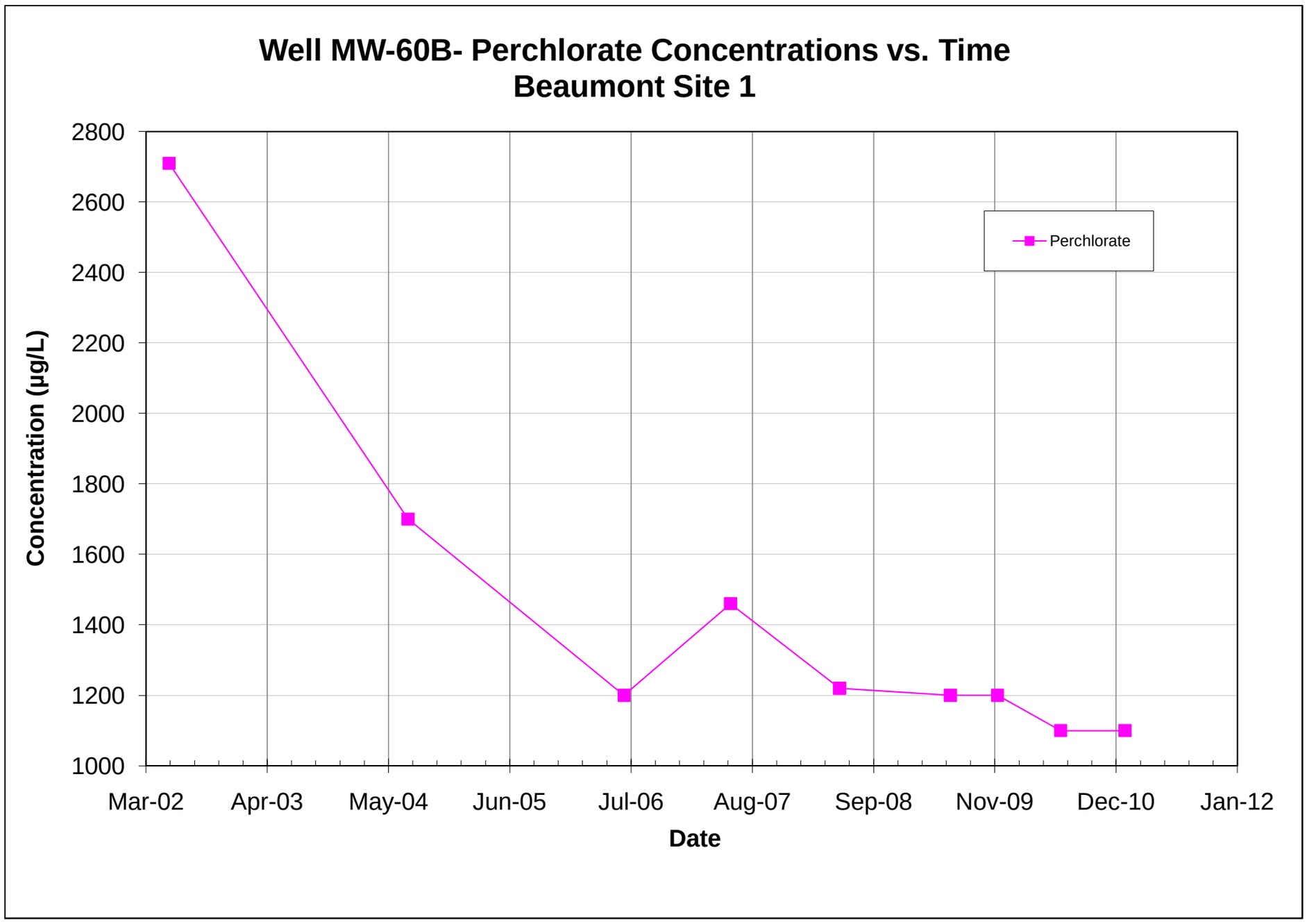

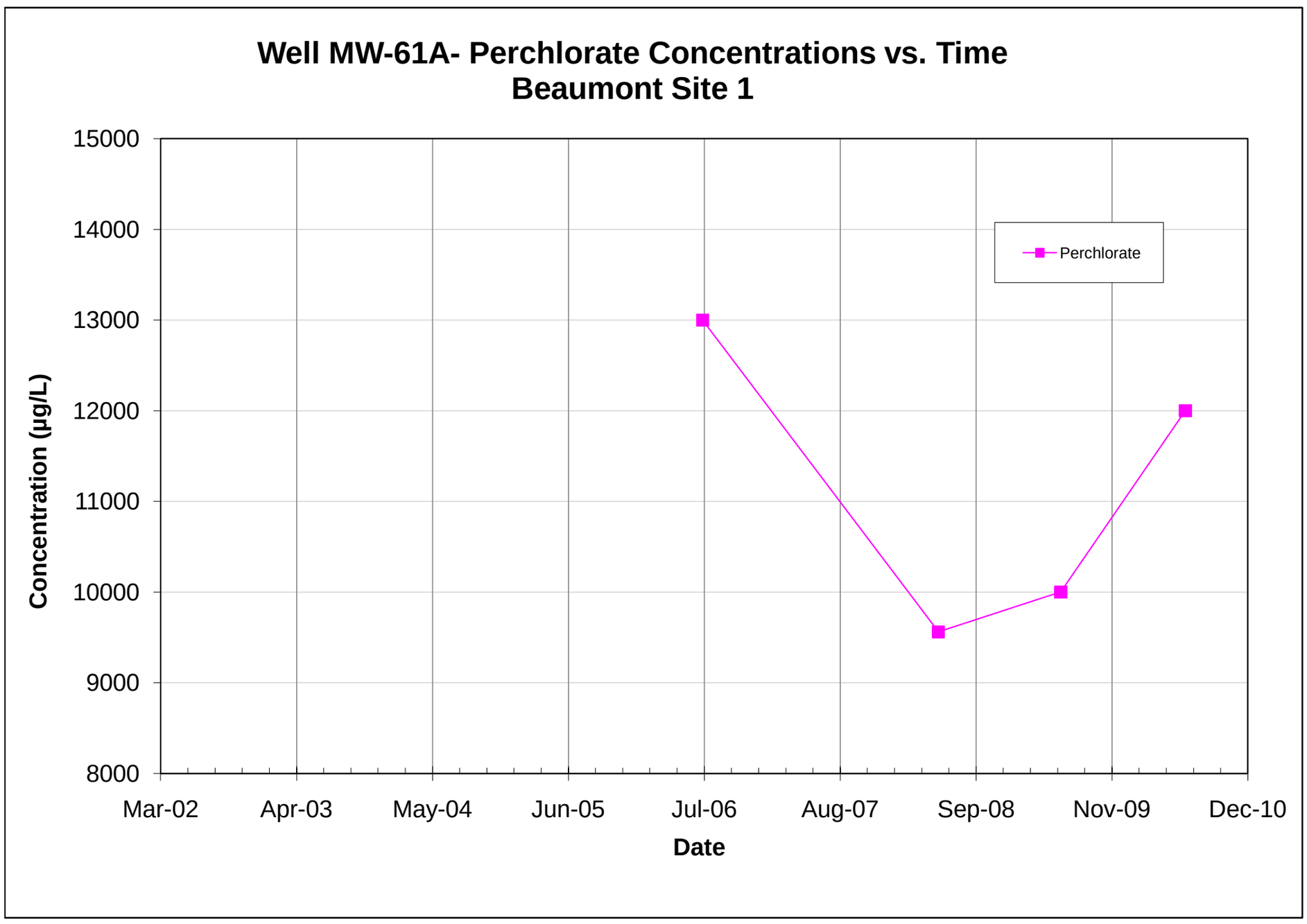

Note: All non-detections are set to zero for graphing purposes.

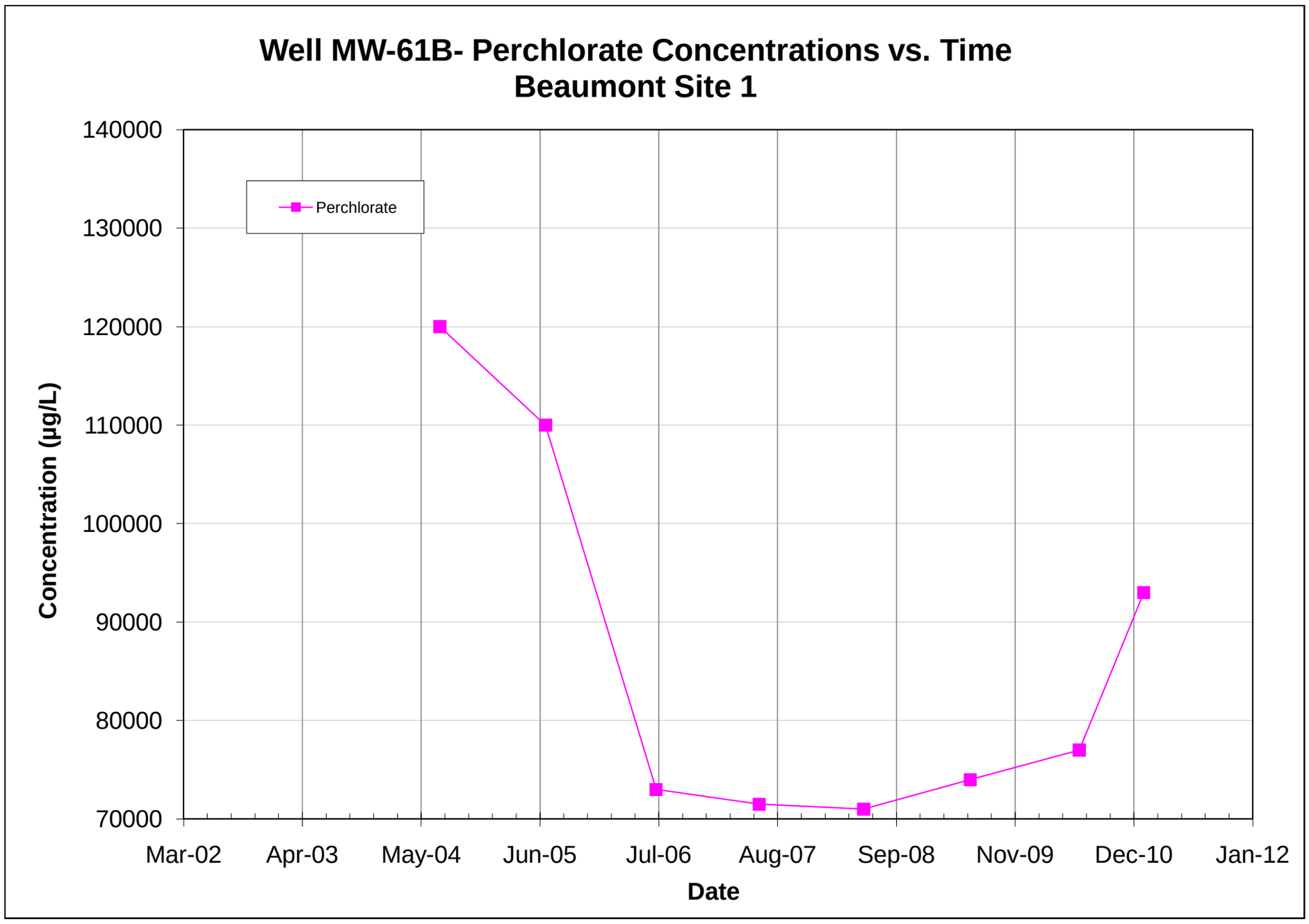

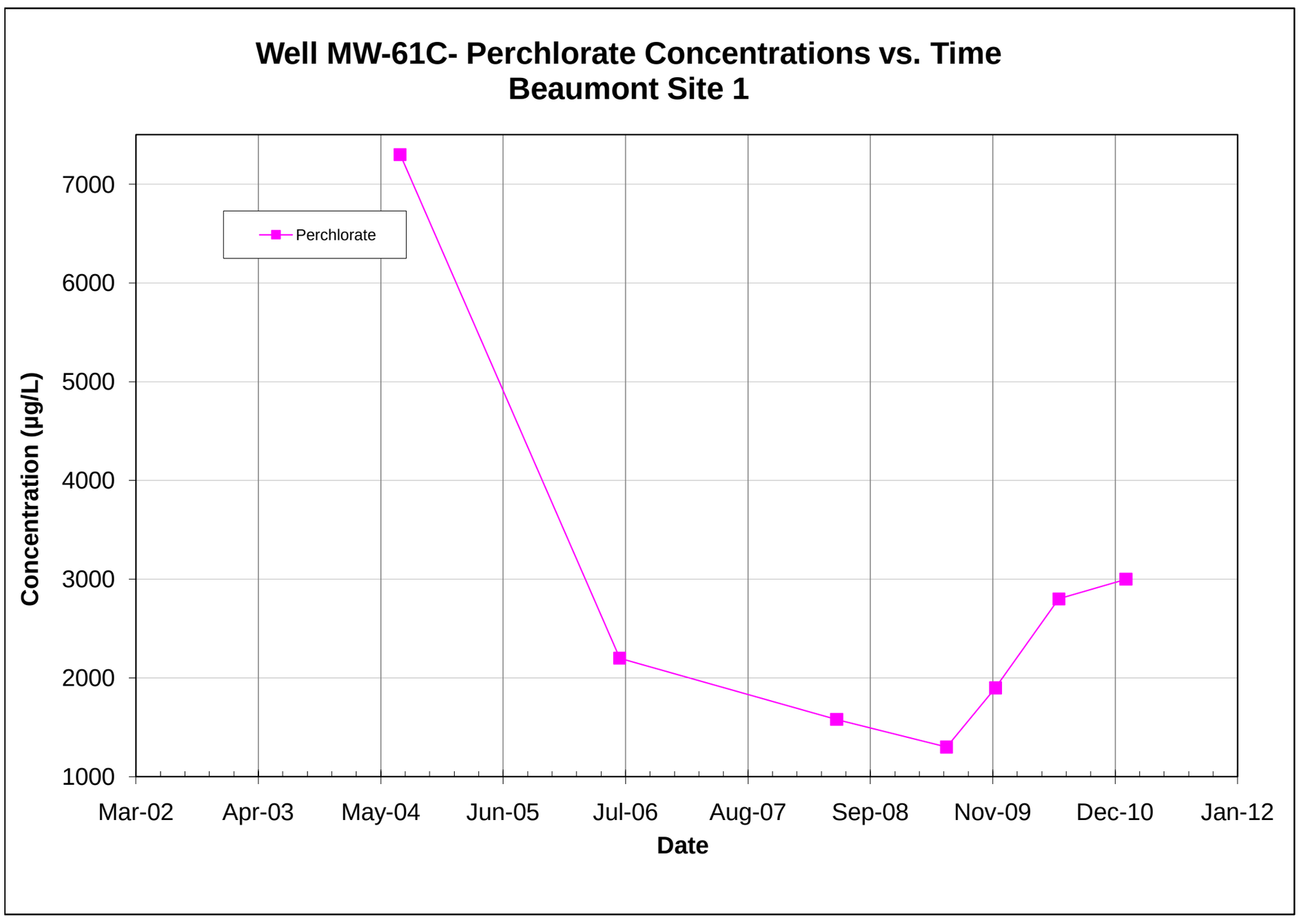

Note: All non-detections are set to zero for graphing purposes.

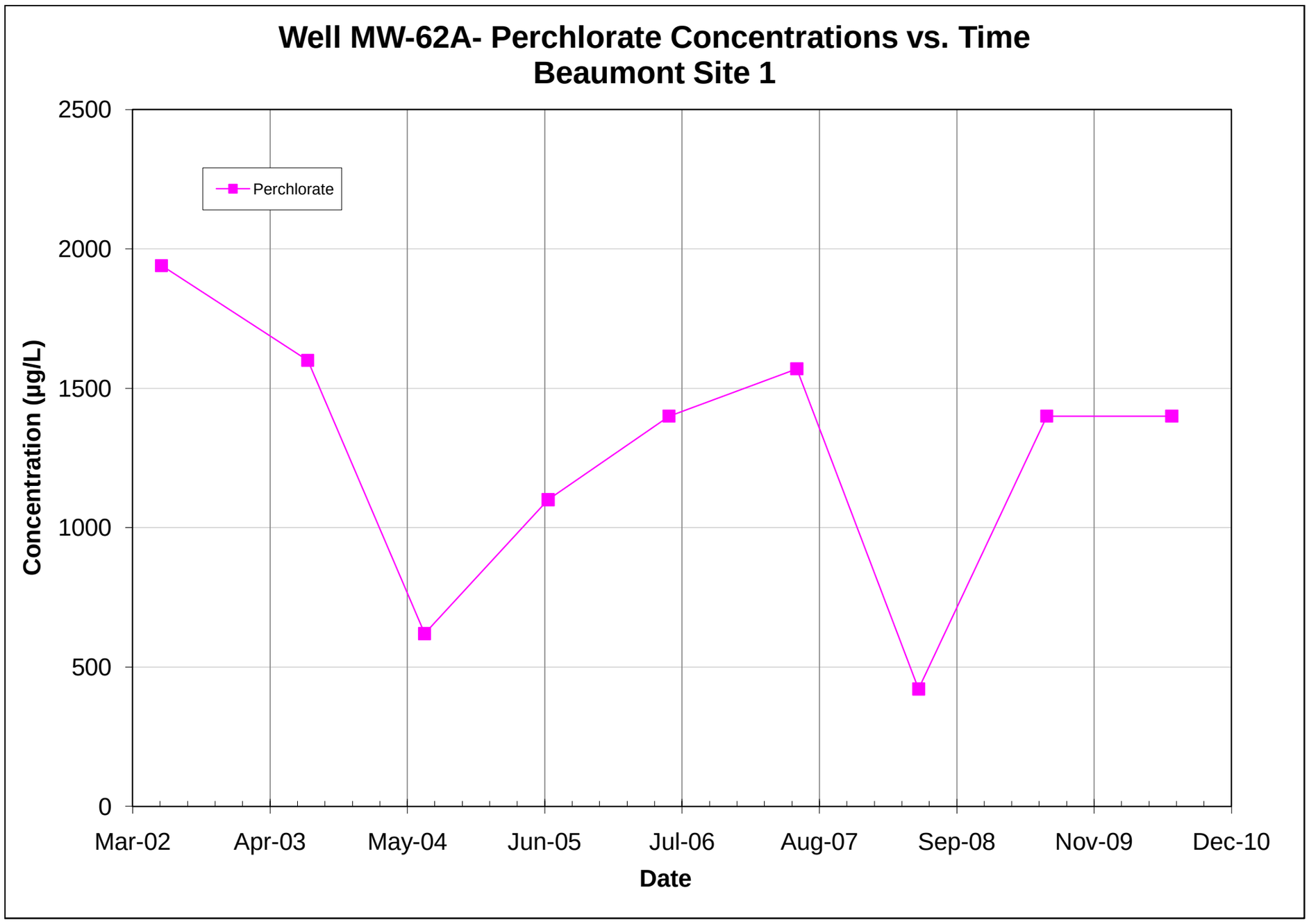

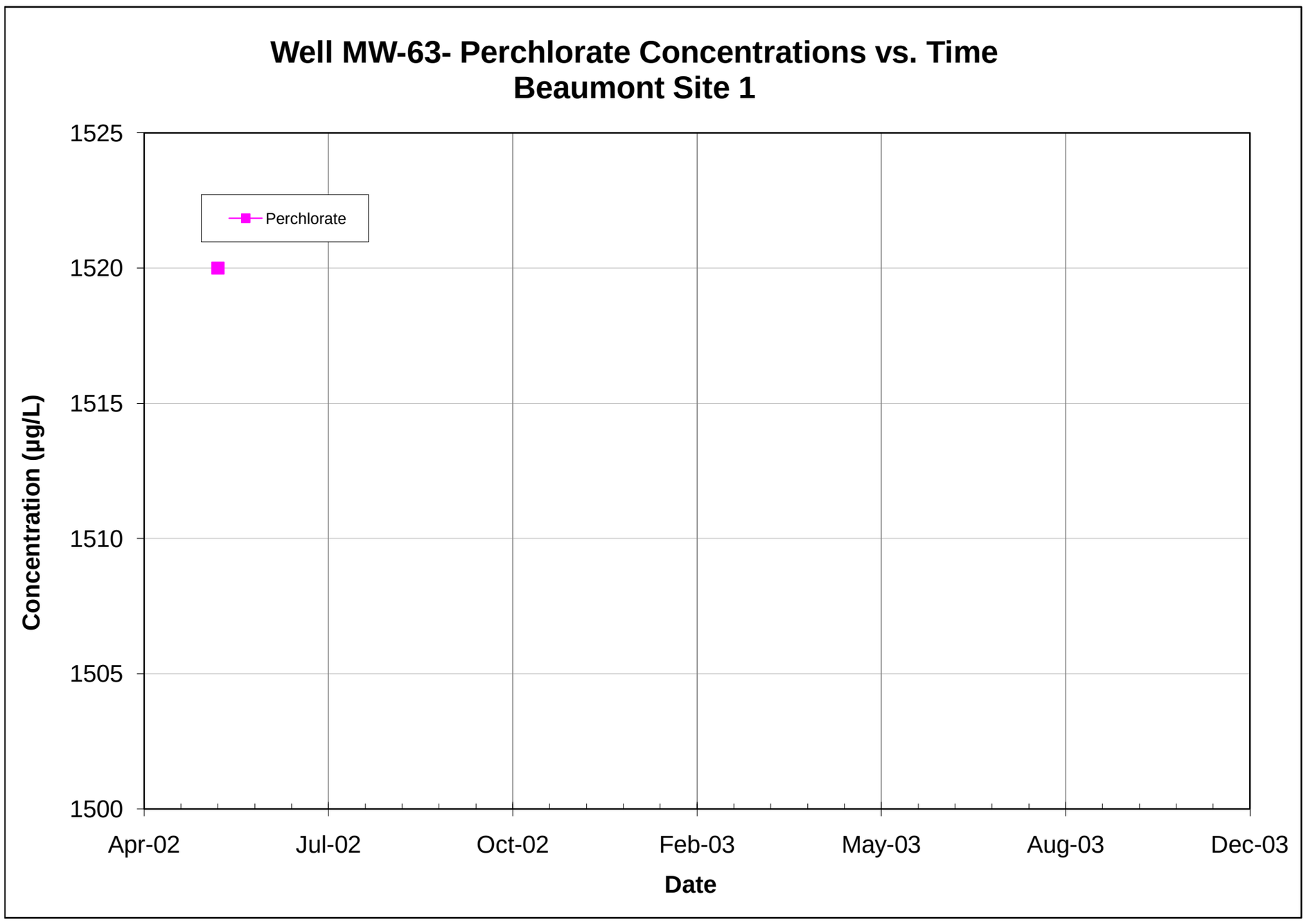

Note: All non-detections are set to zero for graphing purposes.

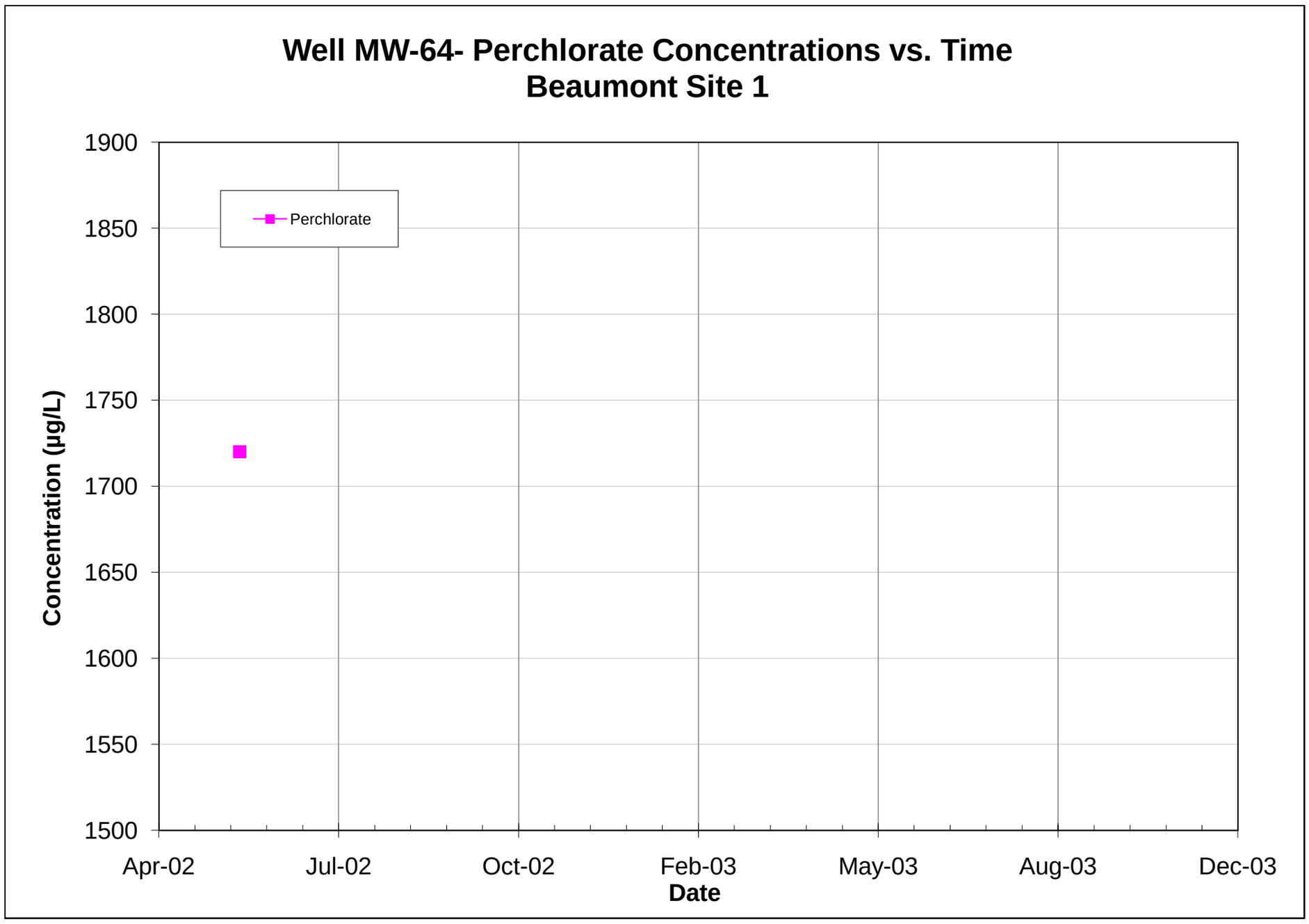

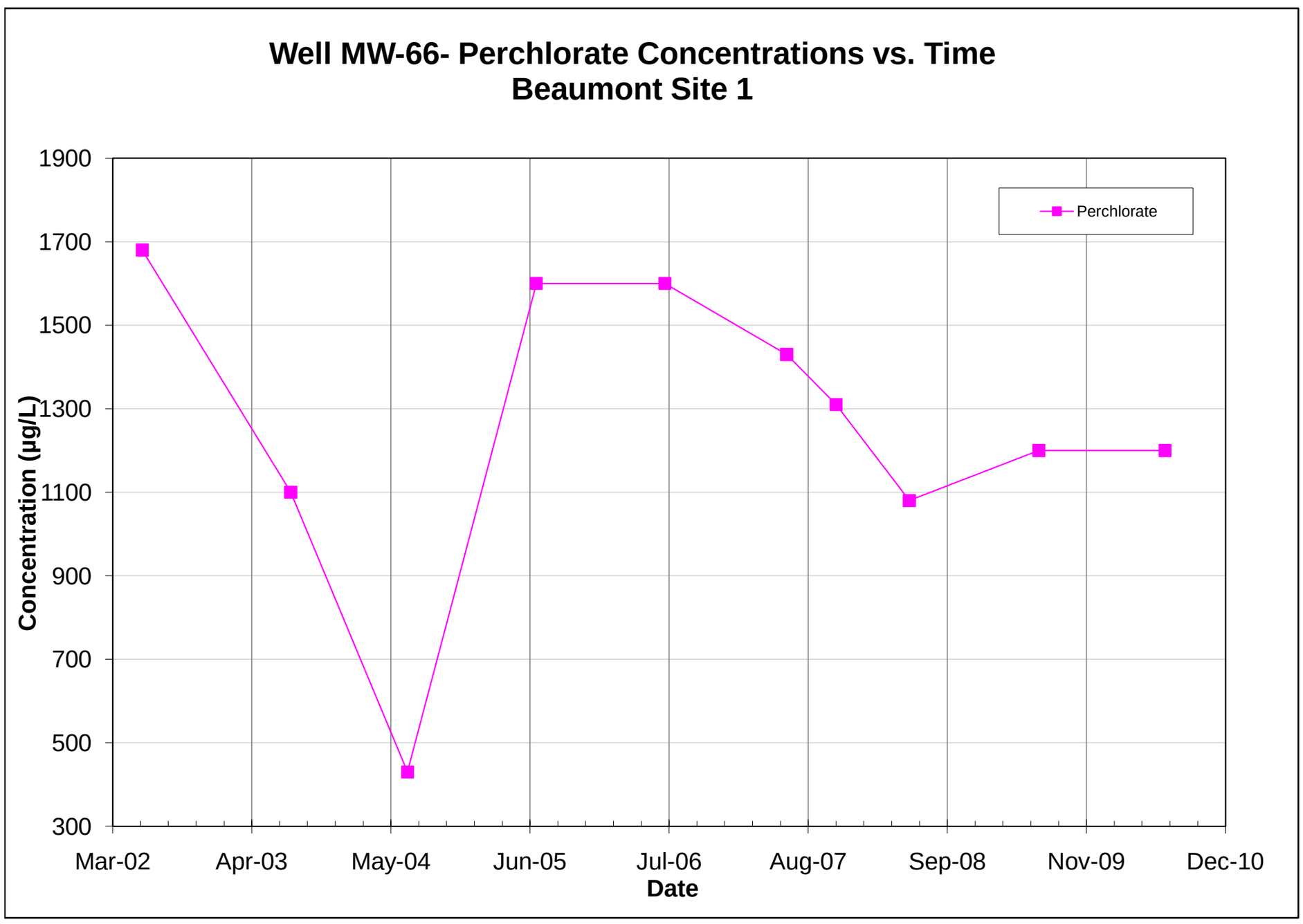

Note: All non-detections are set to zero for graphing purposes.

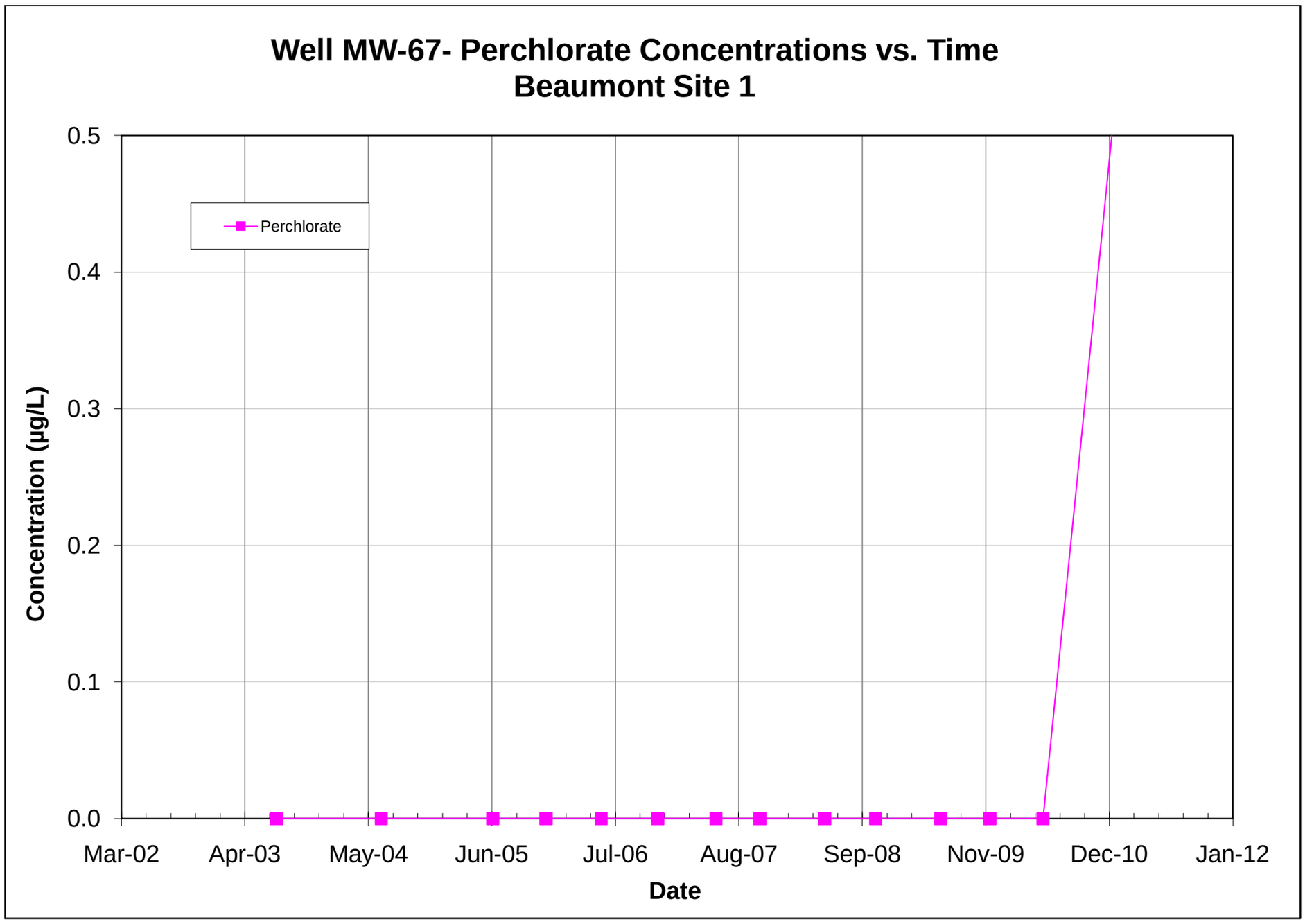

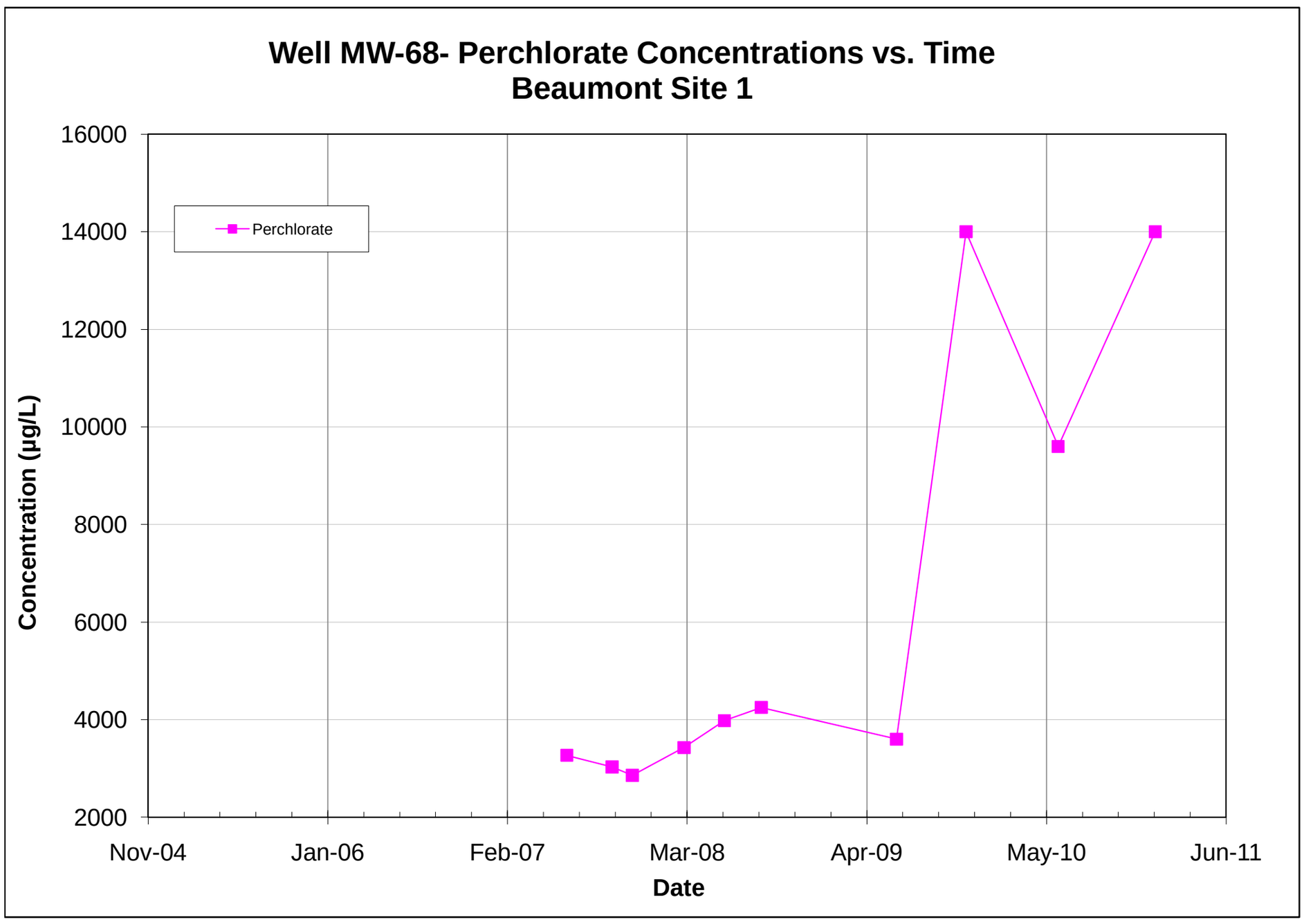

Note: All non-detections are set to zero for graphing purposes.

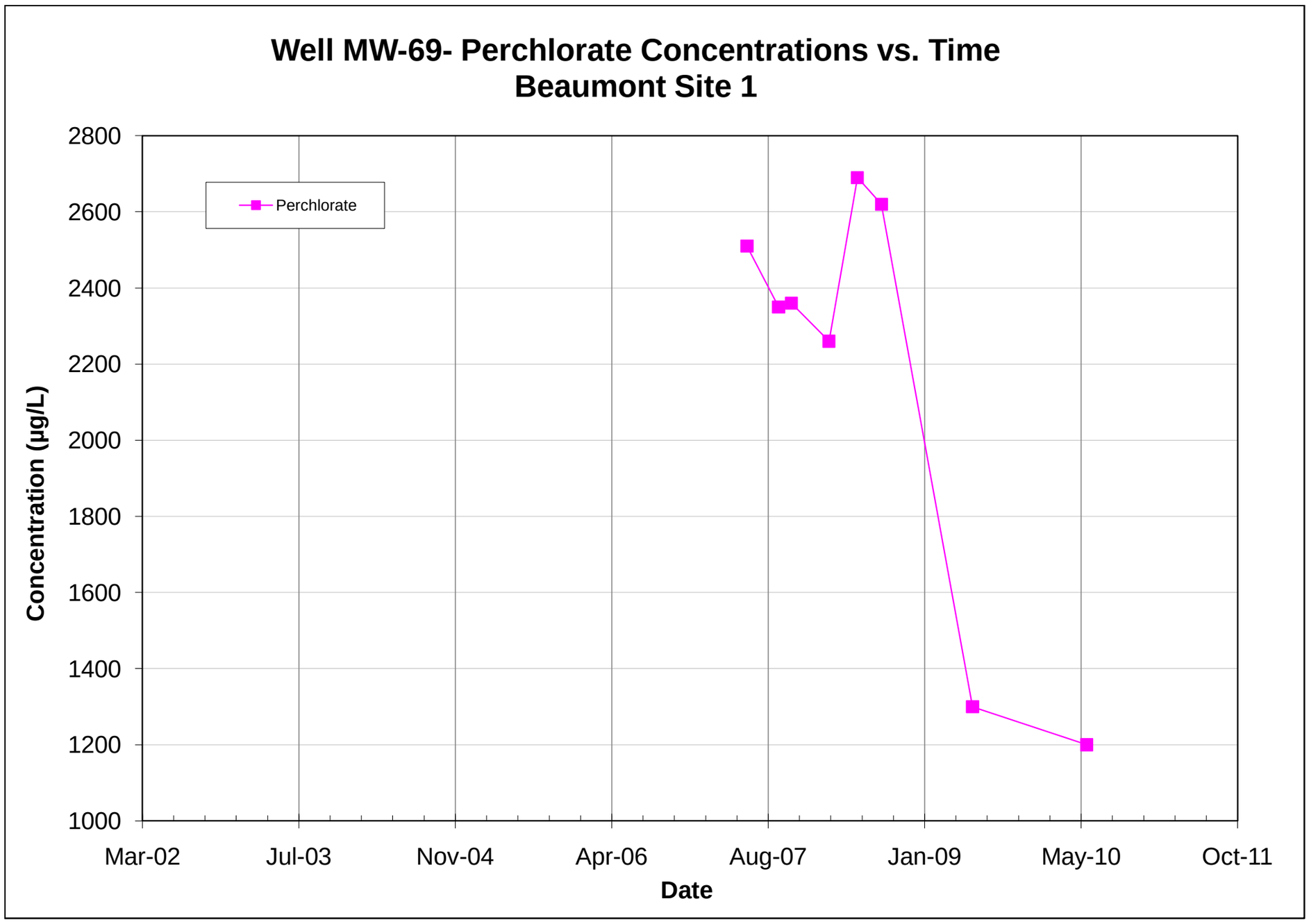

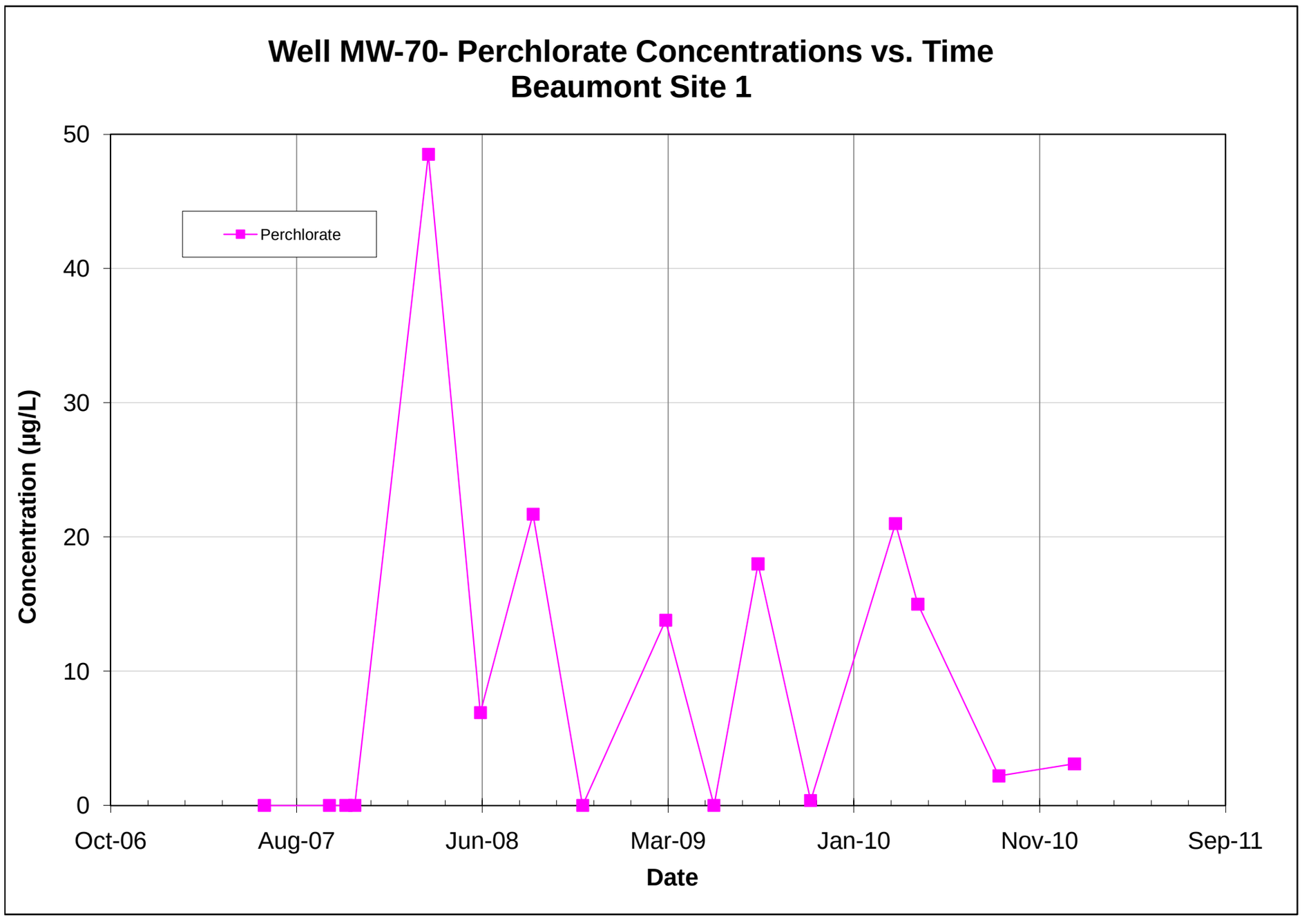

Note: All non-detections are set to zero for graphing purposes.

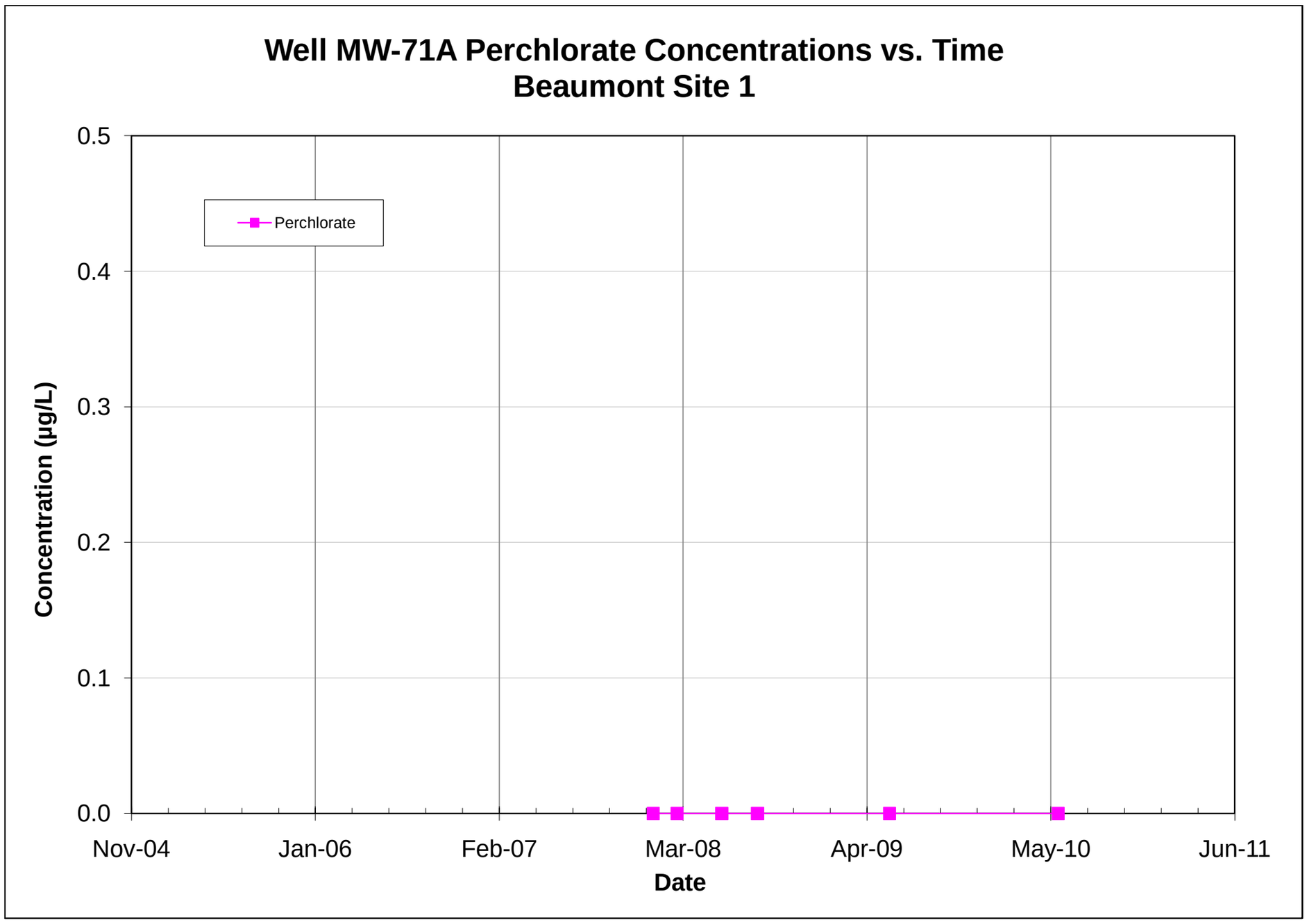

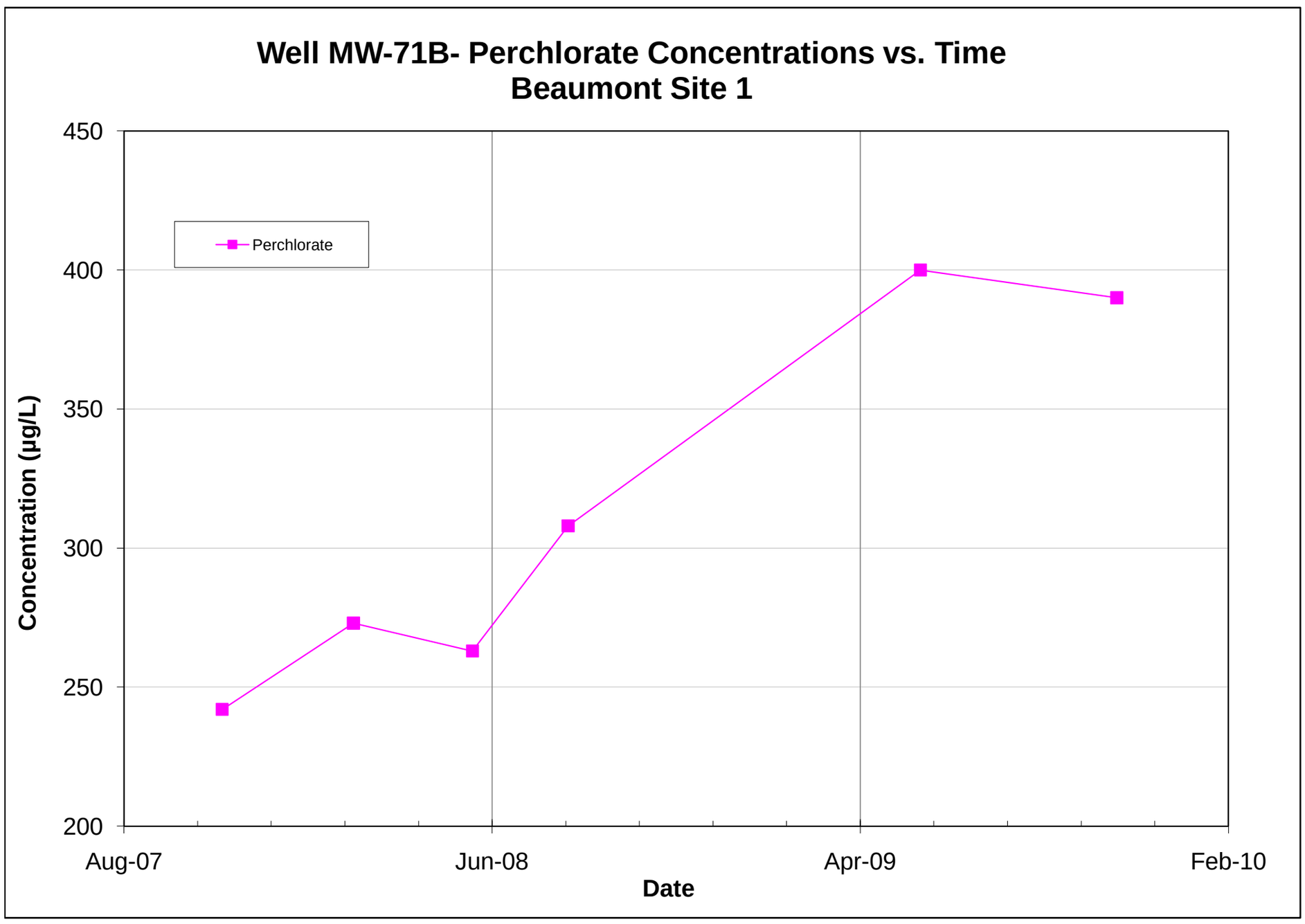

Note: All non-detections are set to zero for graphing purposes.

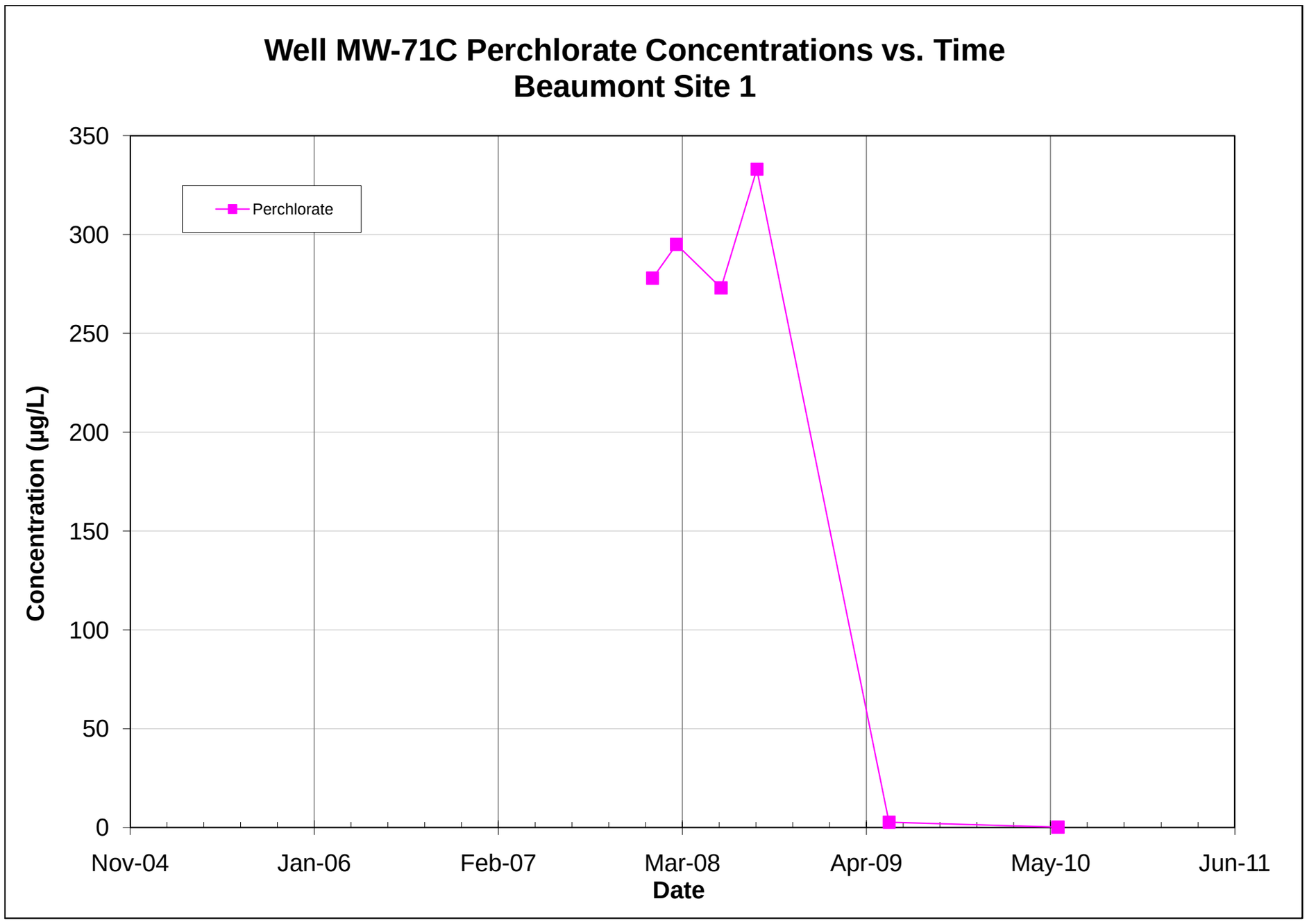

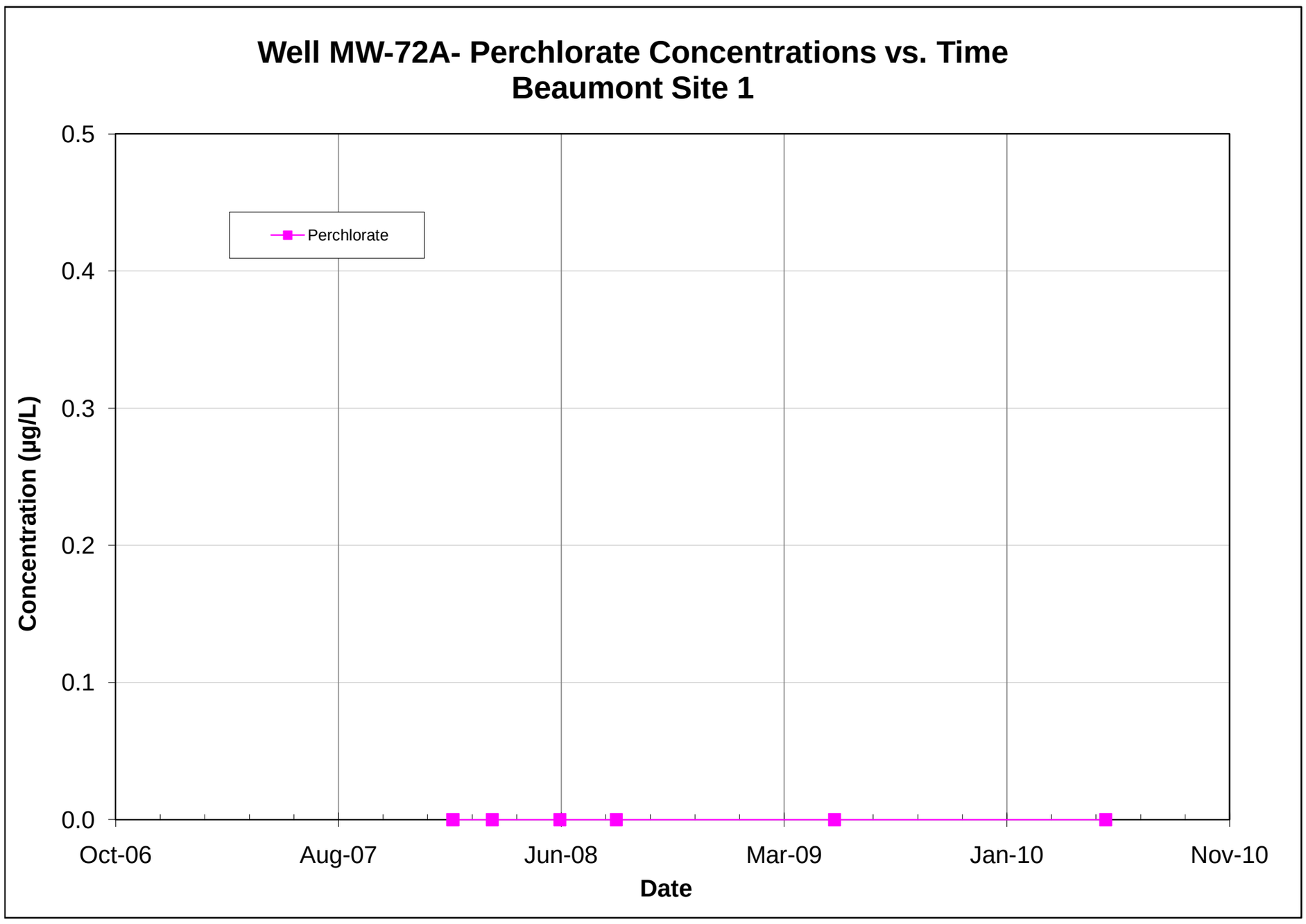

Note: All non-detections are set to zero for graphing purposes.

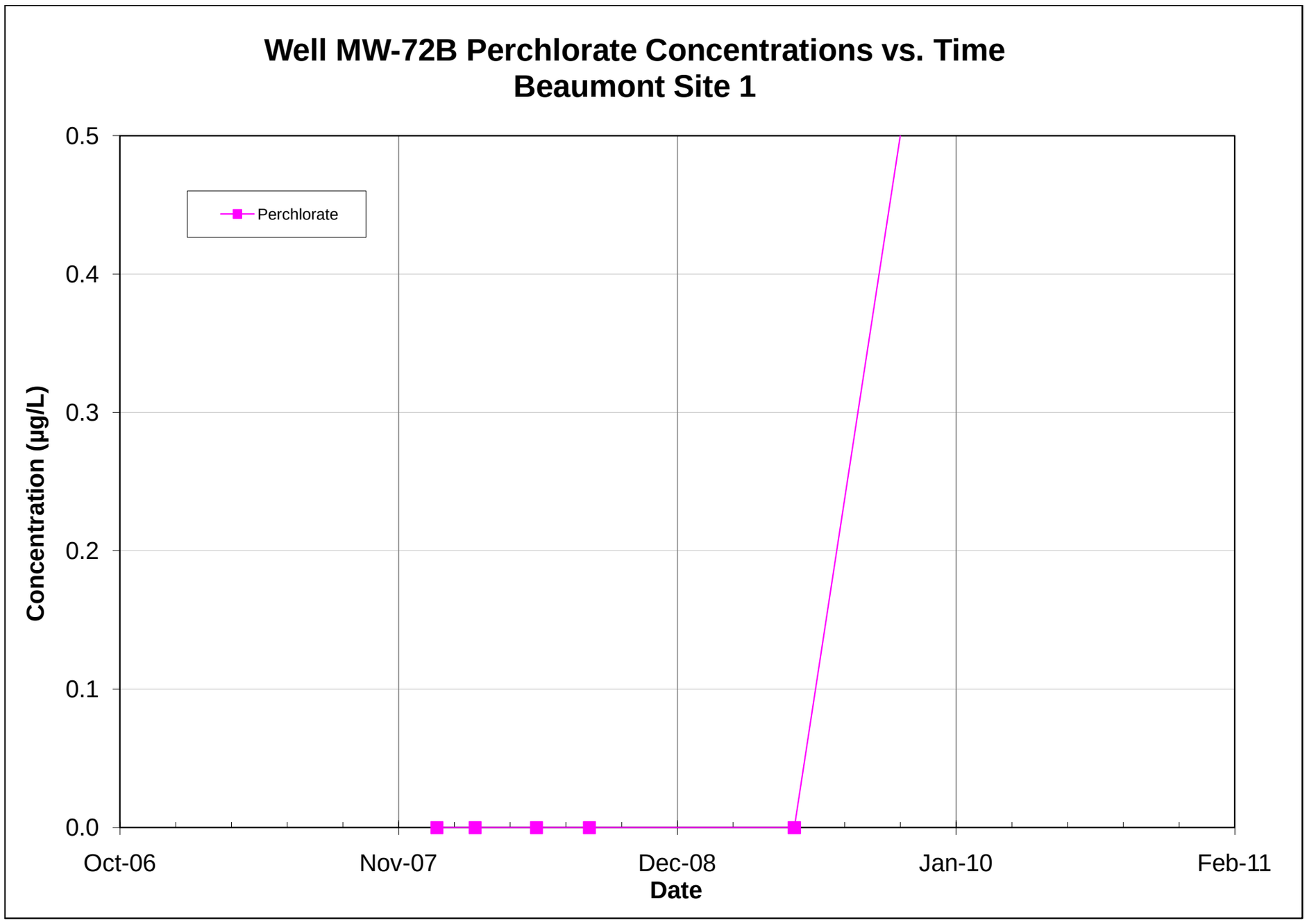

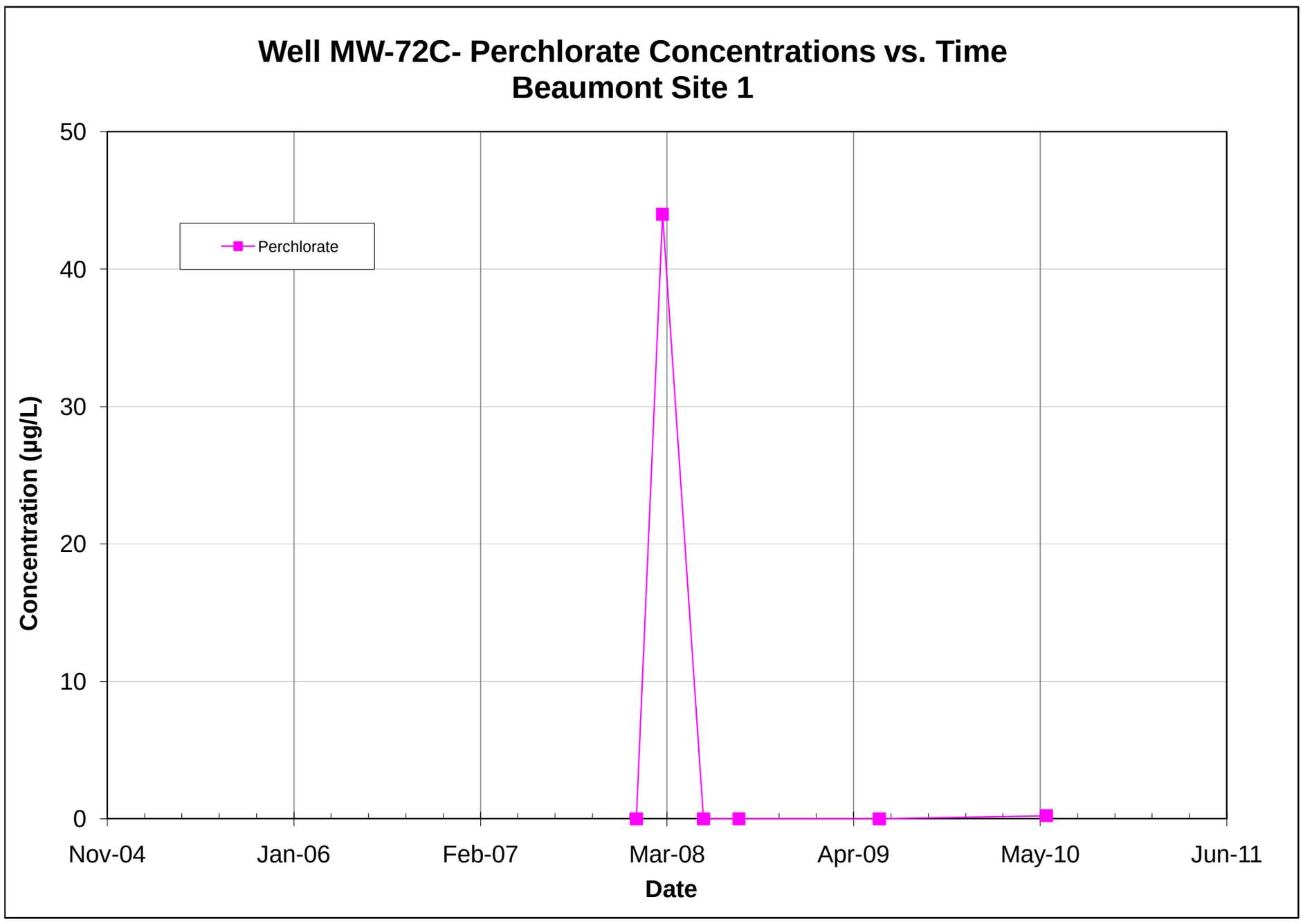

Note: All non-detections are set to zero for graphing purposes.

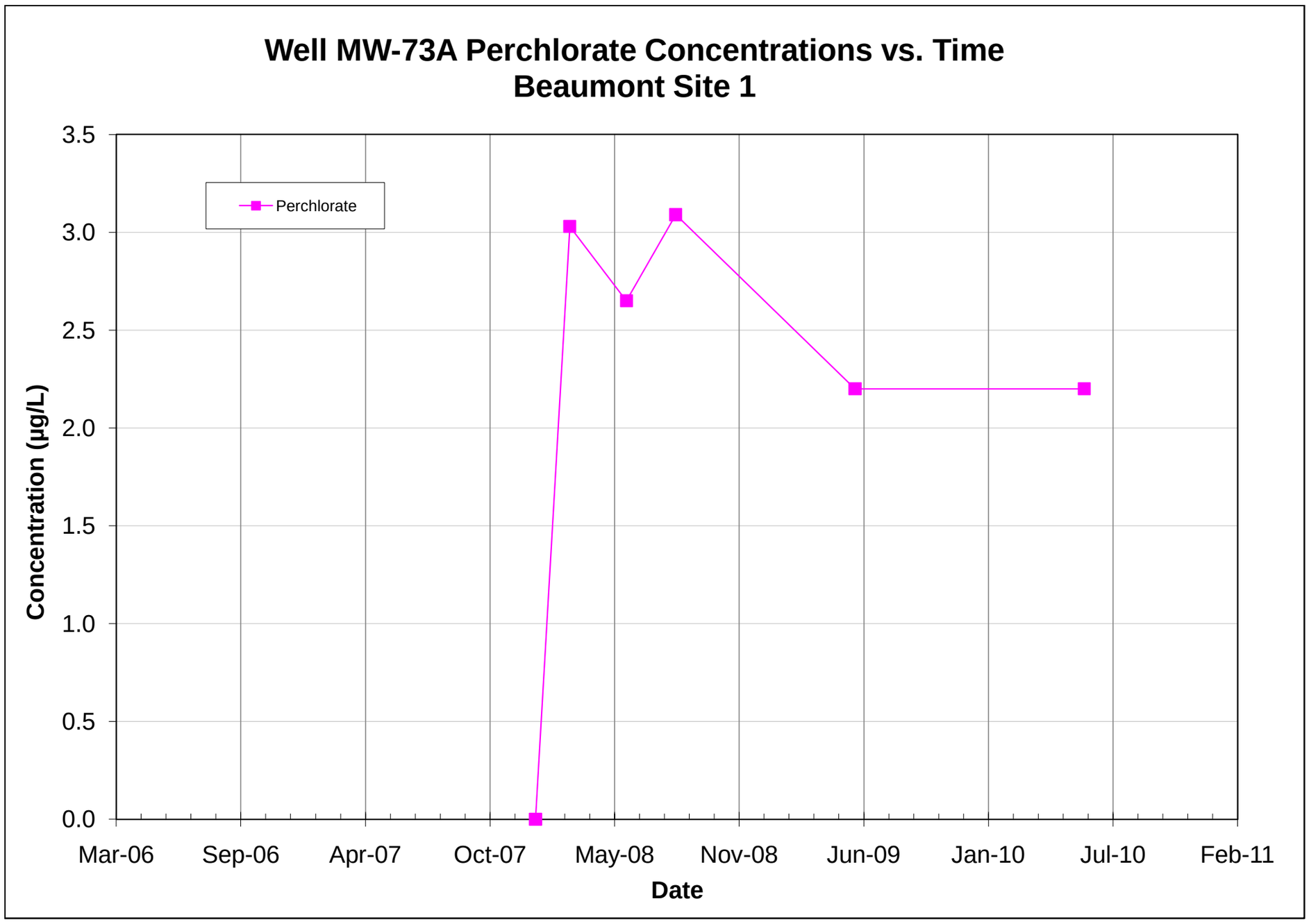

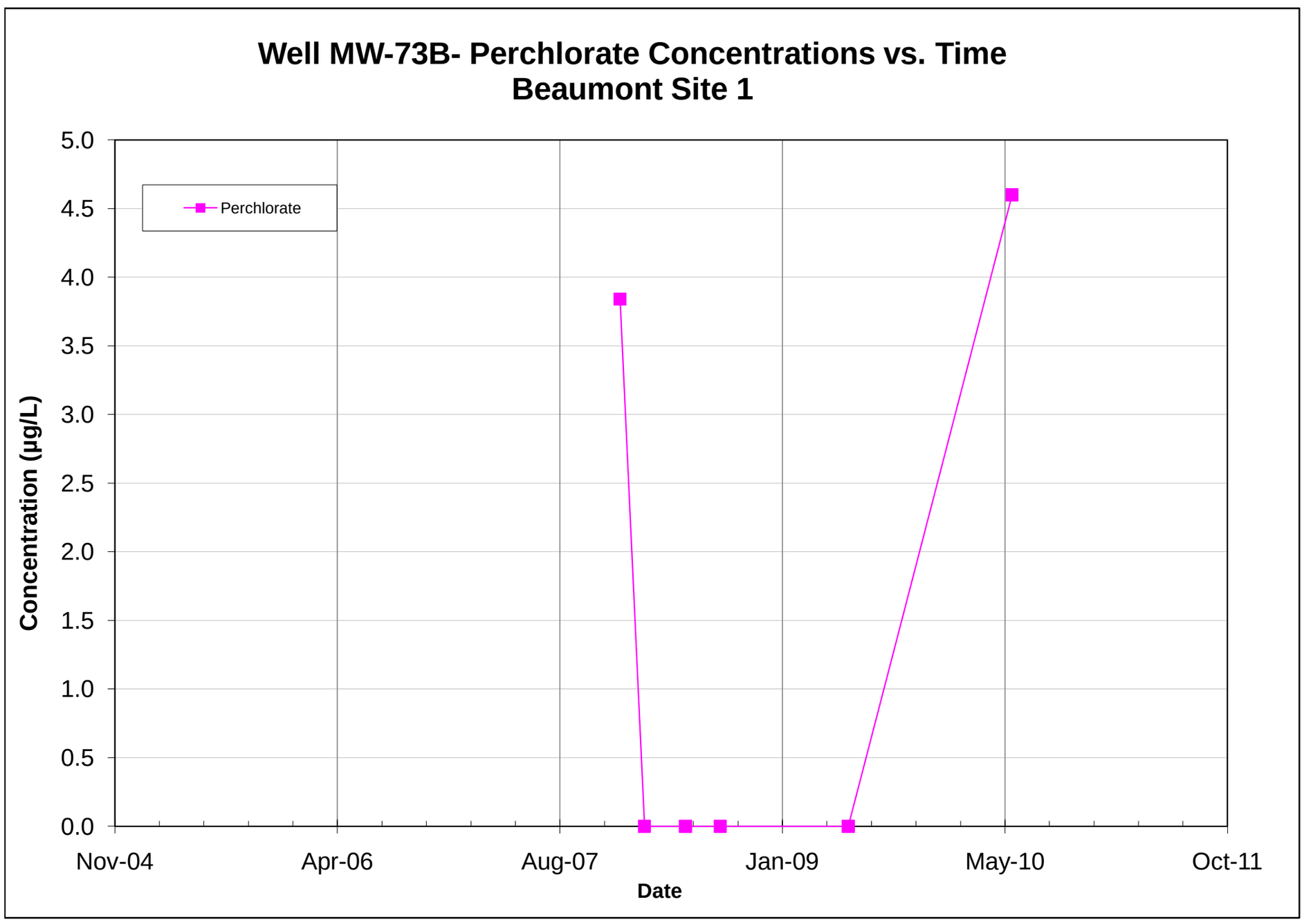

Note: All non-detections are set to zero for graphing purposes.

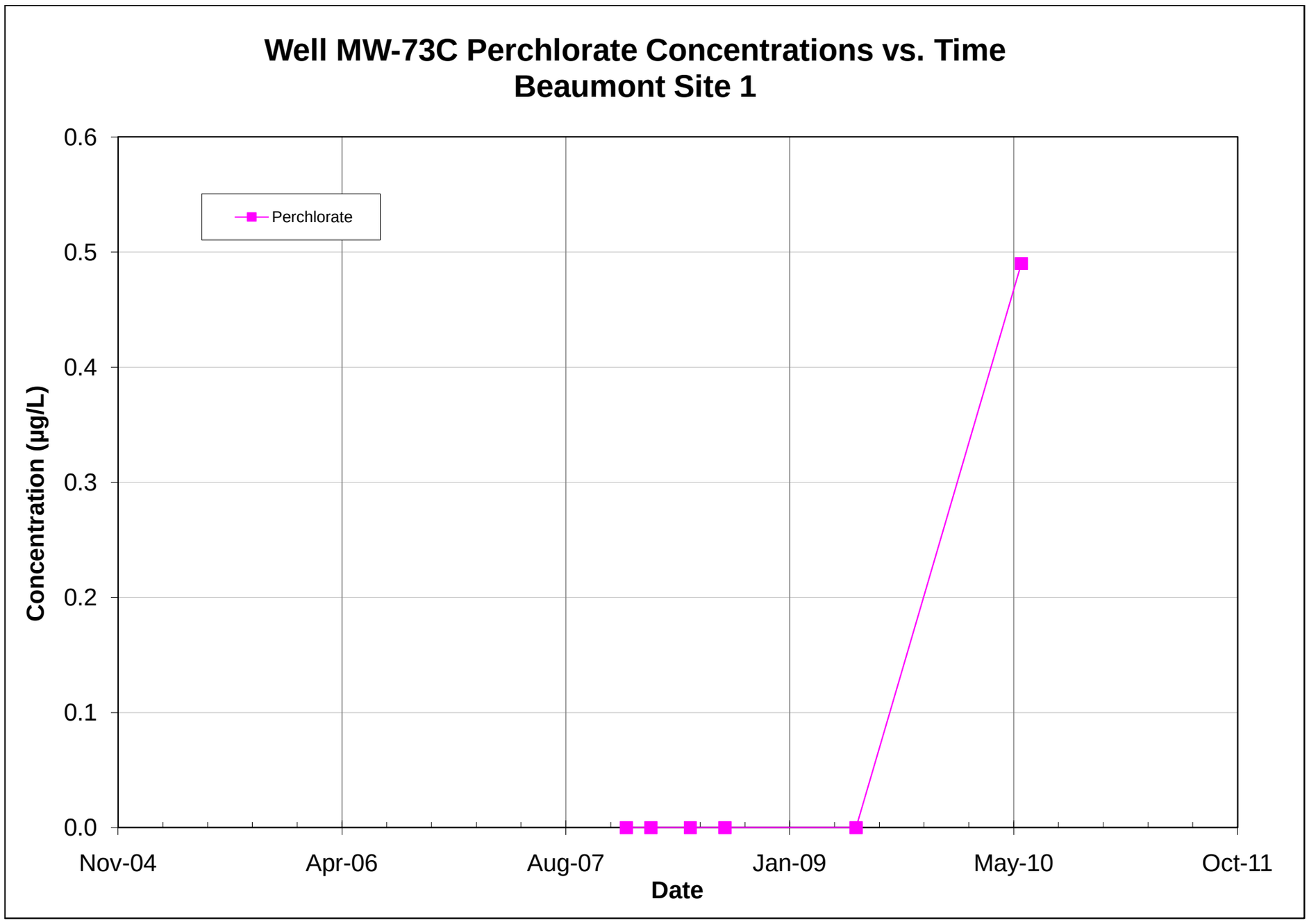

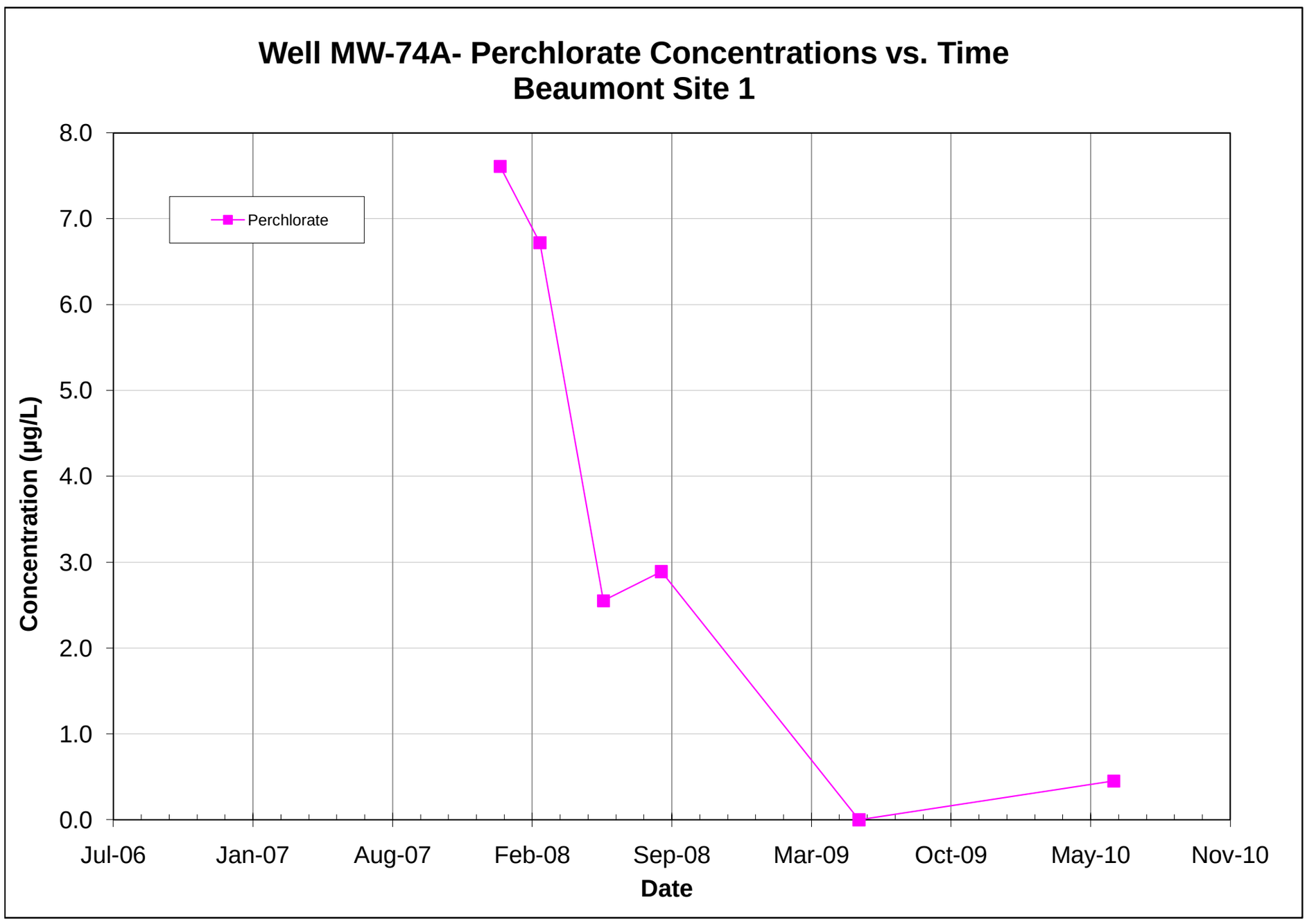

Note: All non-detections are set to zero for graphing purposes.

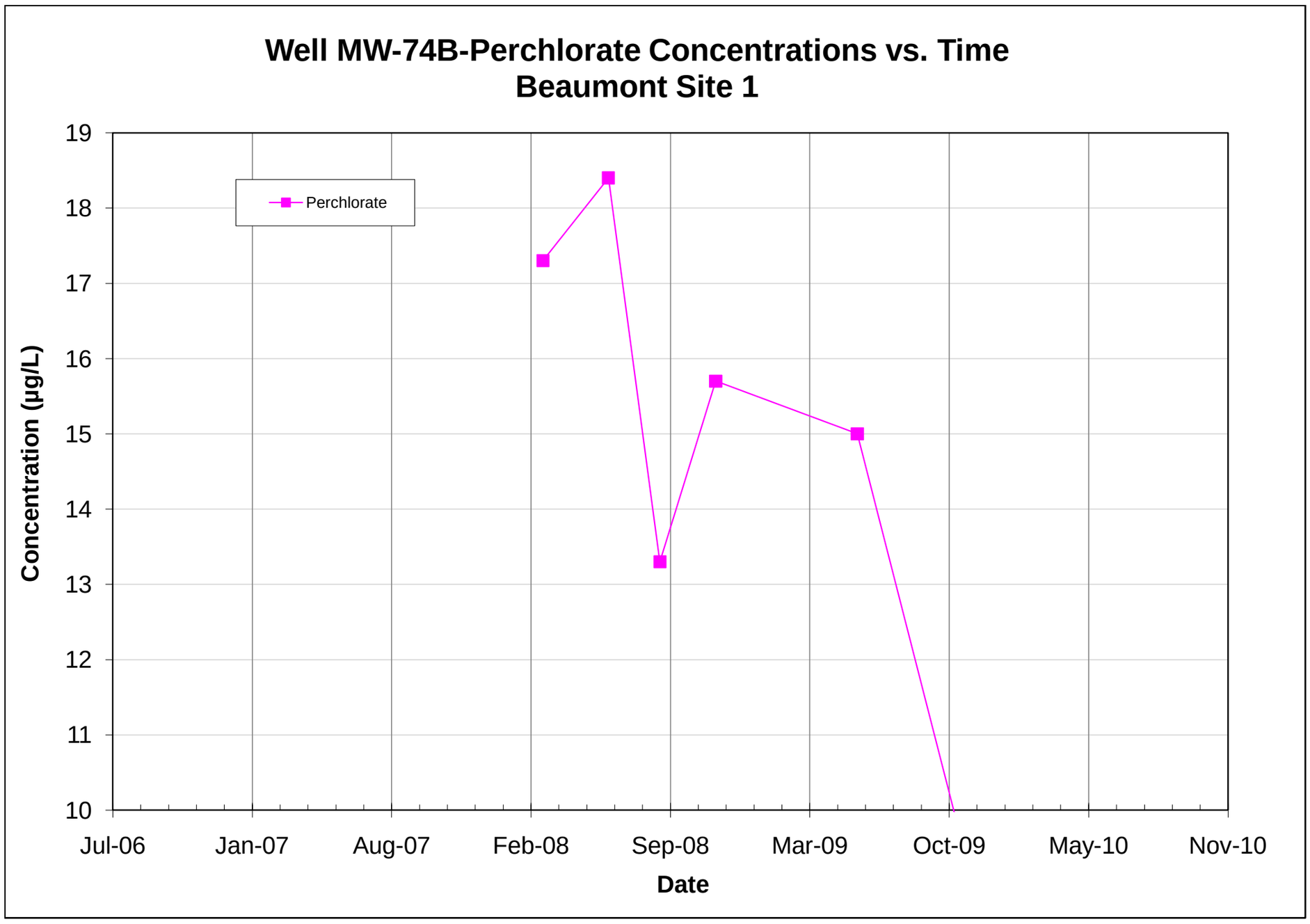

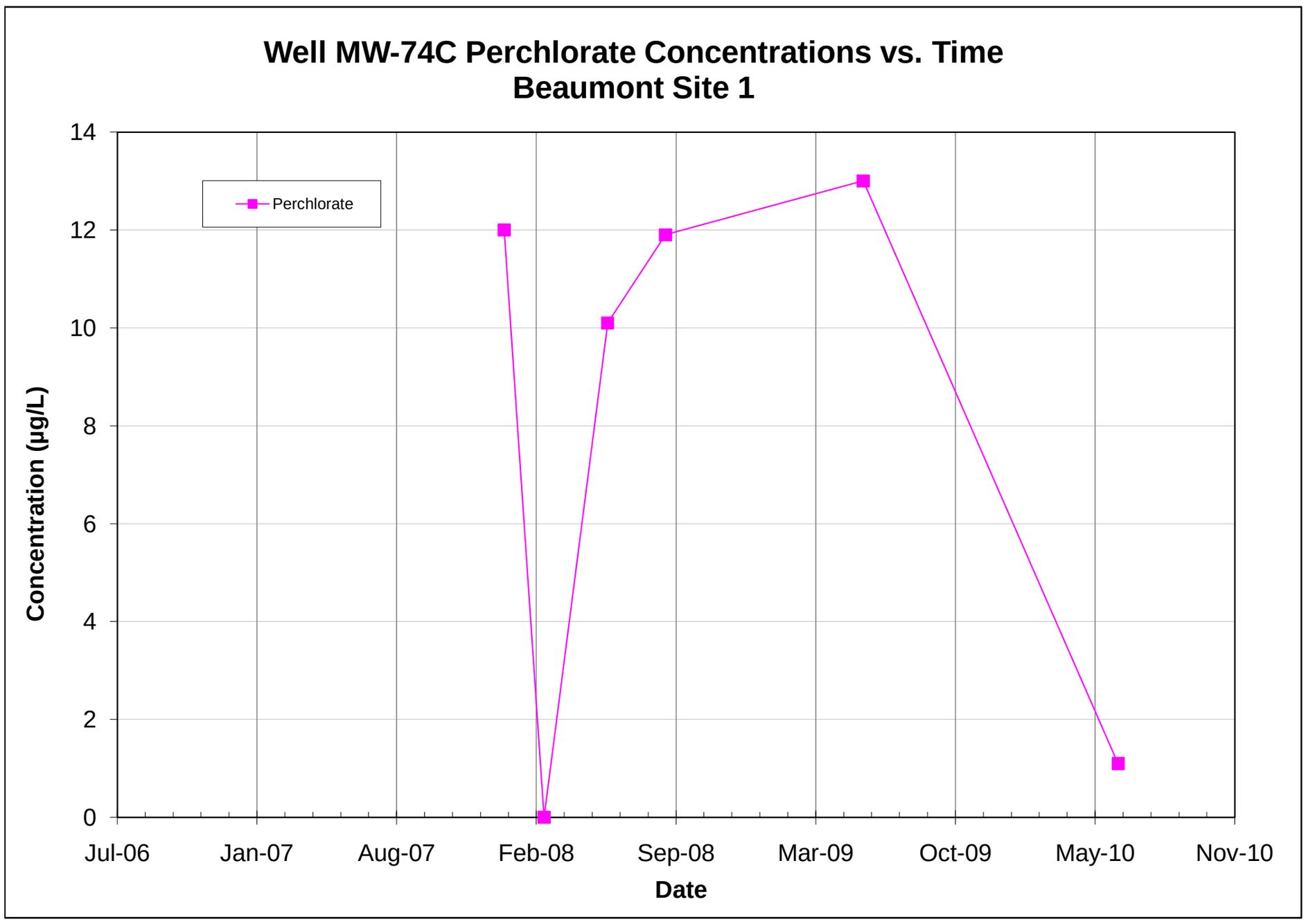

Note: All non-detections are set to zero for graphing purposes.

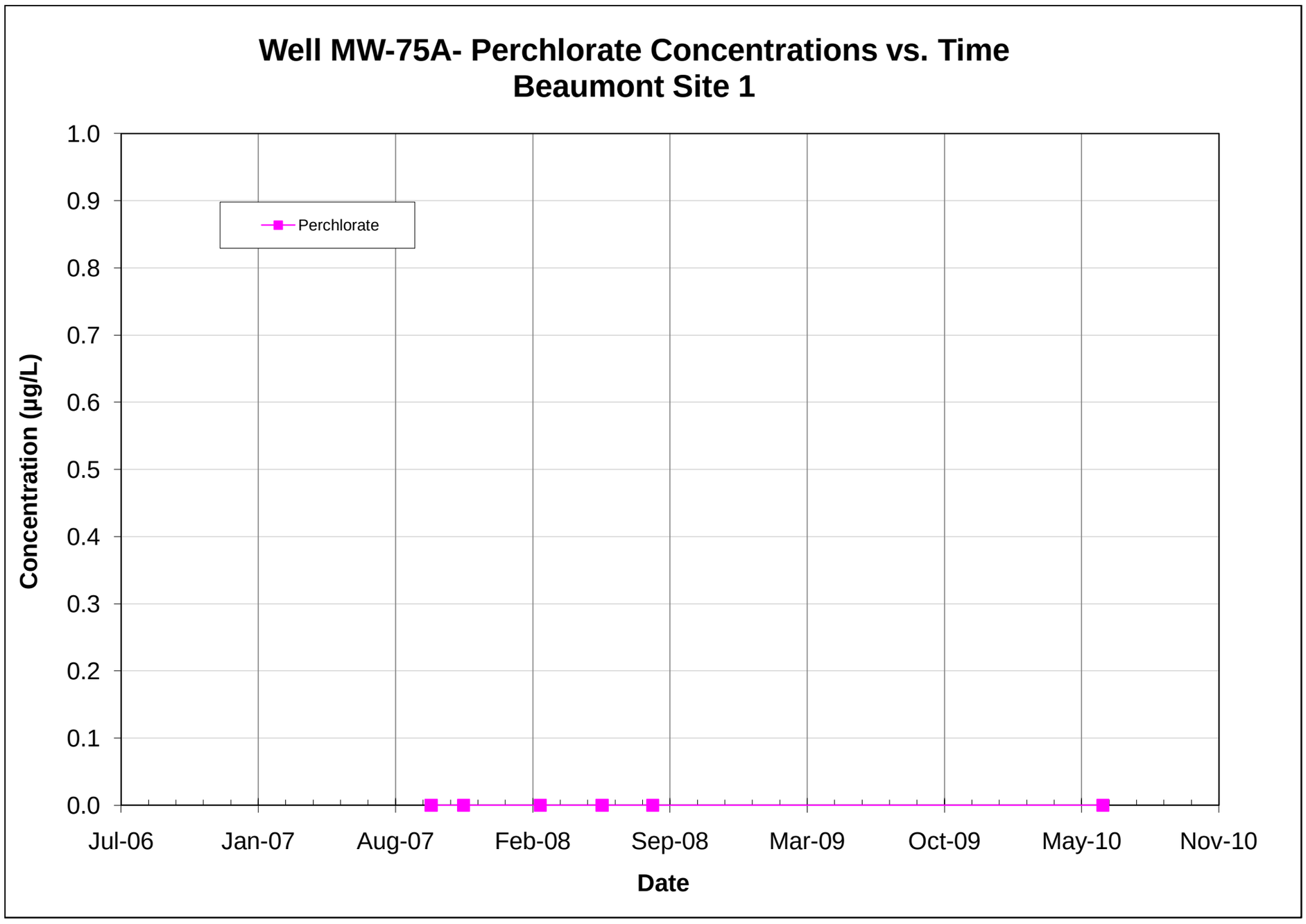

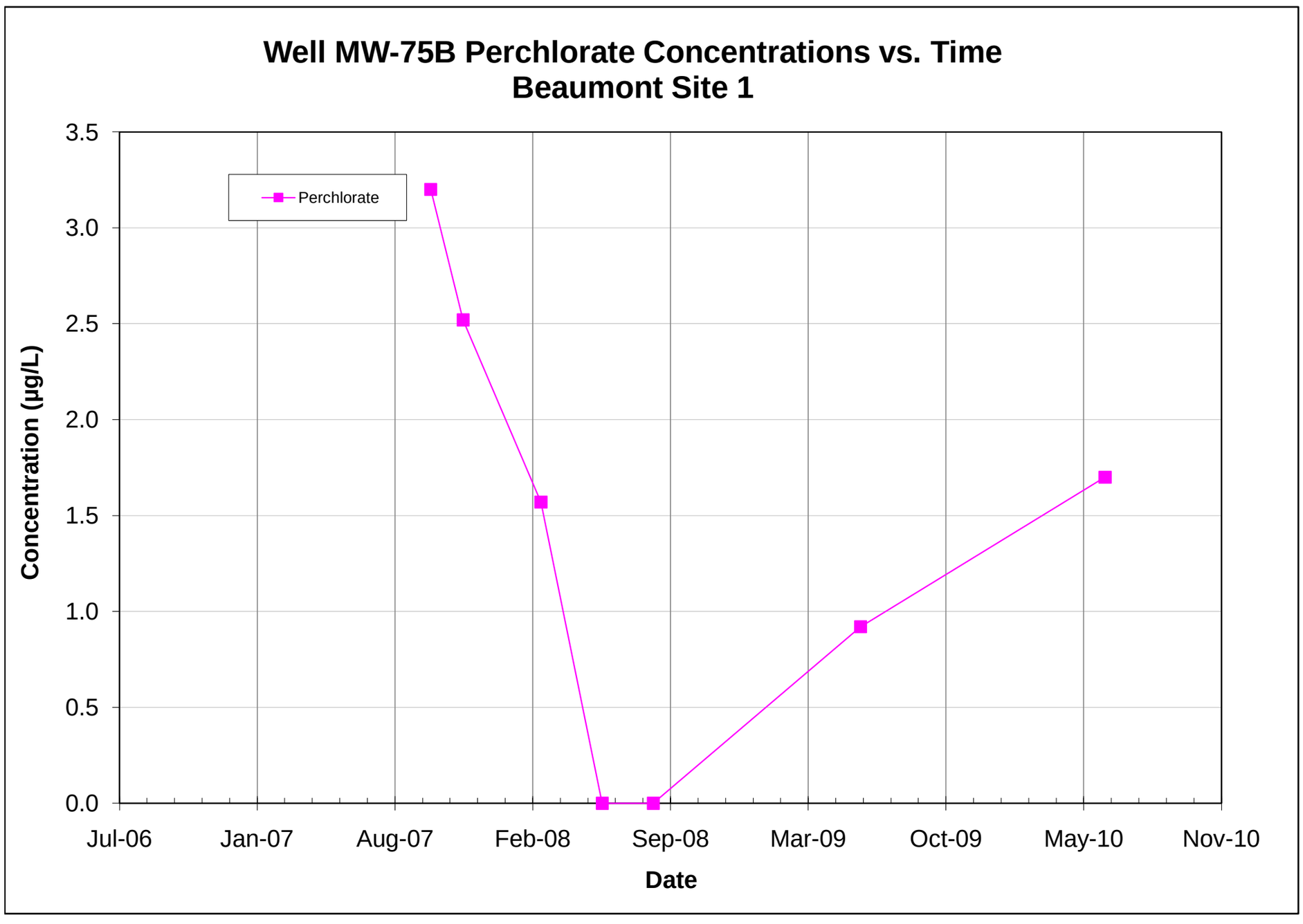

Note: All non-detections are set to zero for graphing purposes.

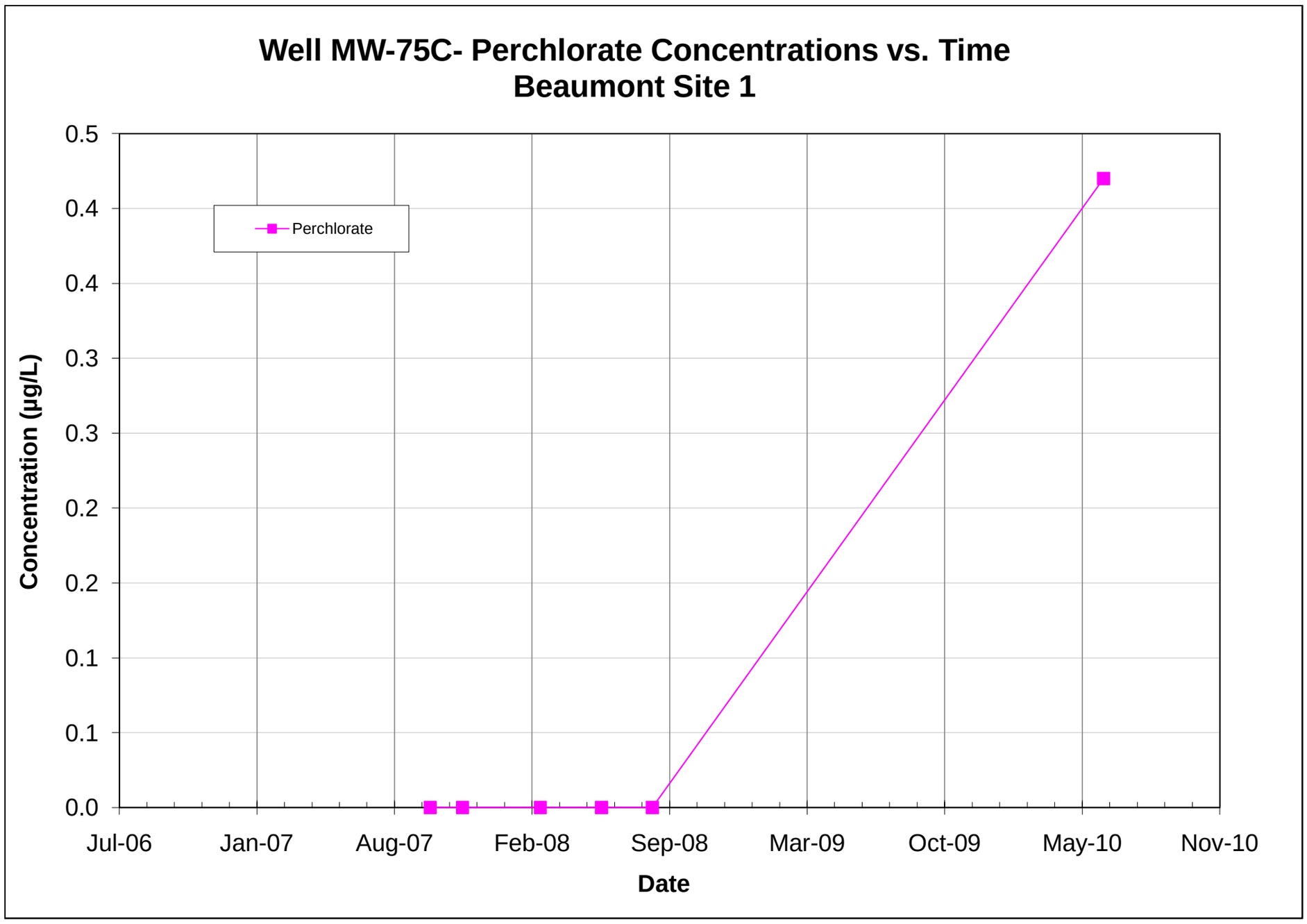

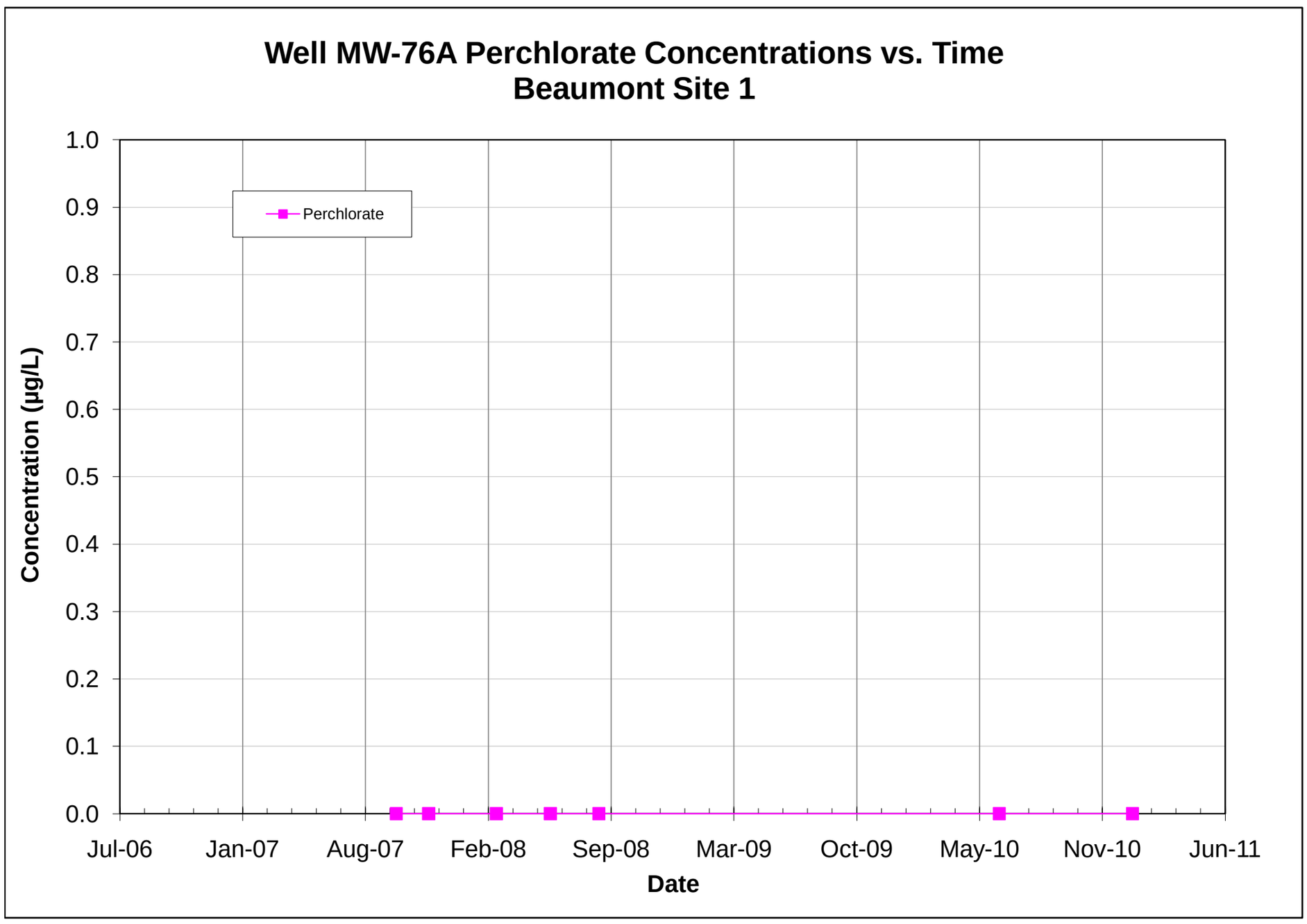

Note: All non-detections are set to zero for graphing purposes.

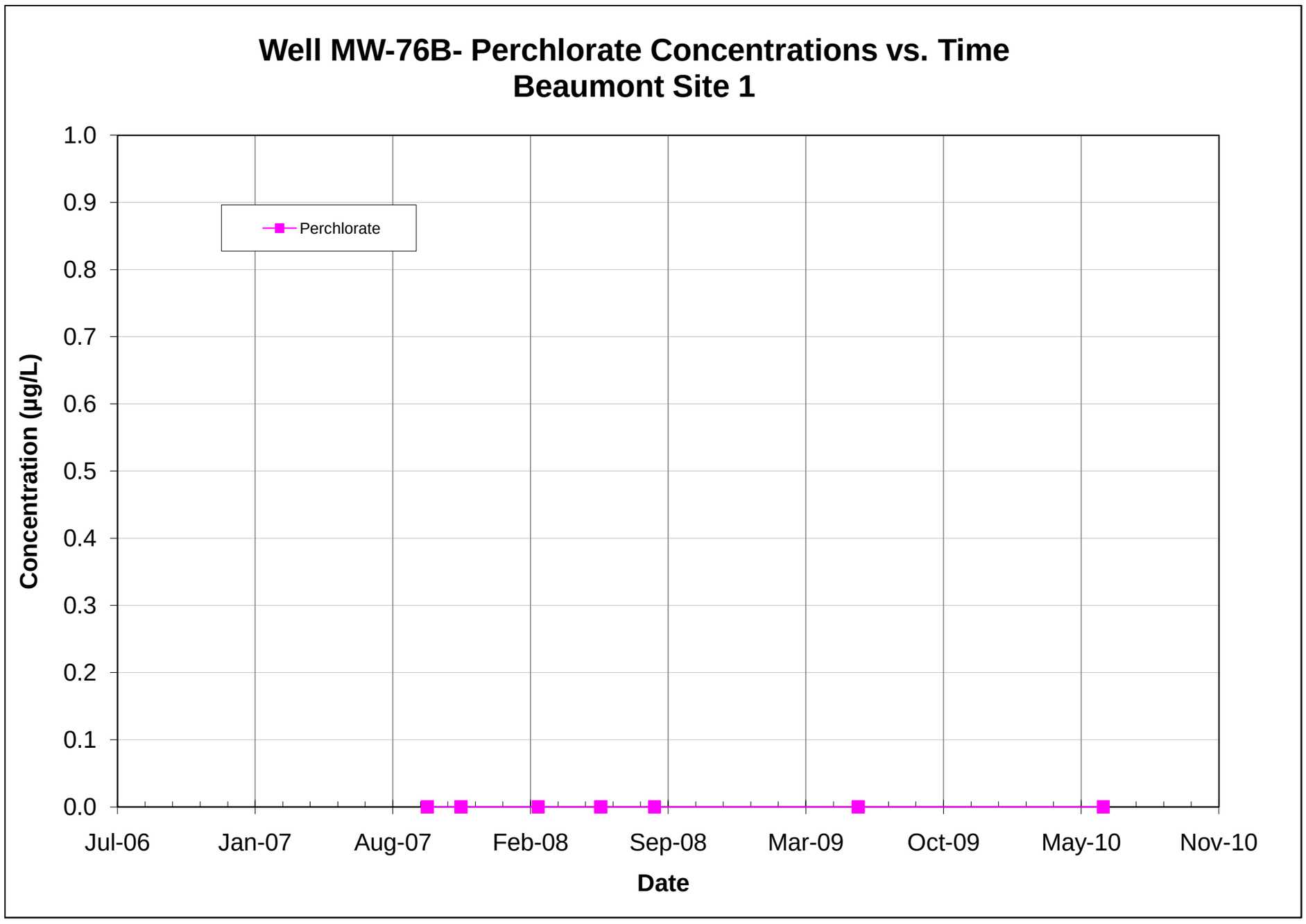

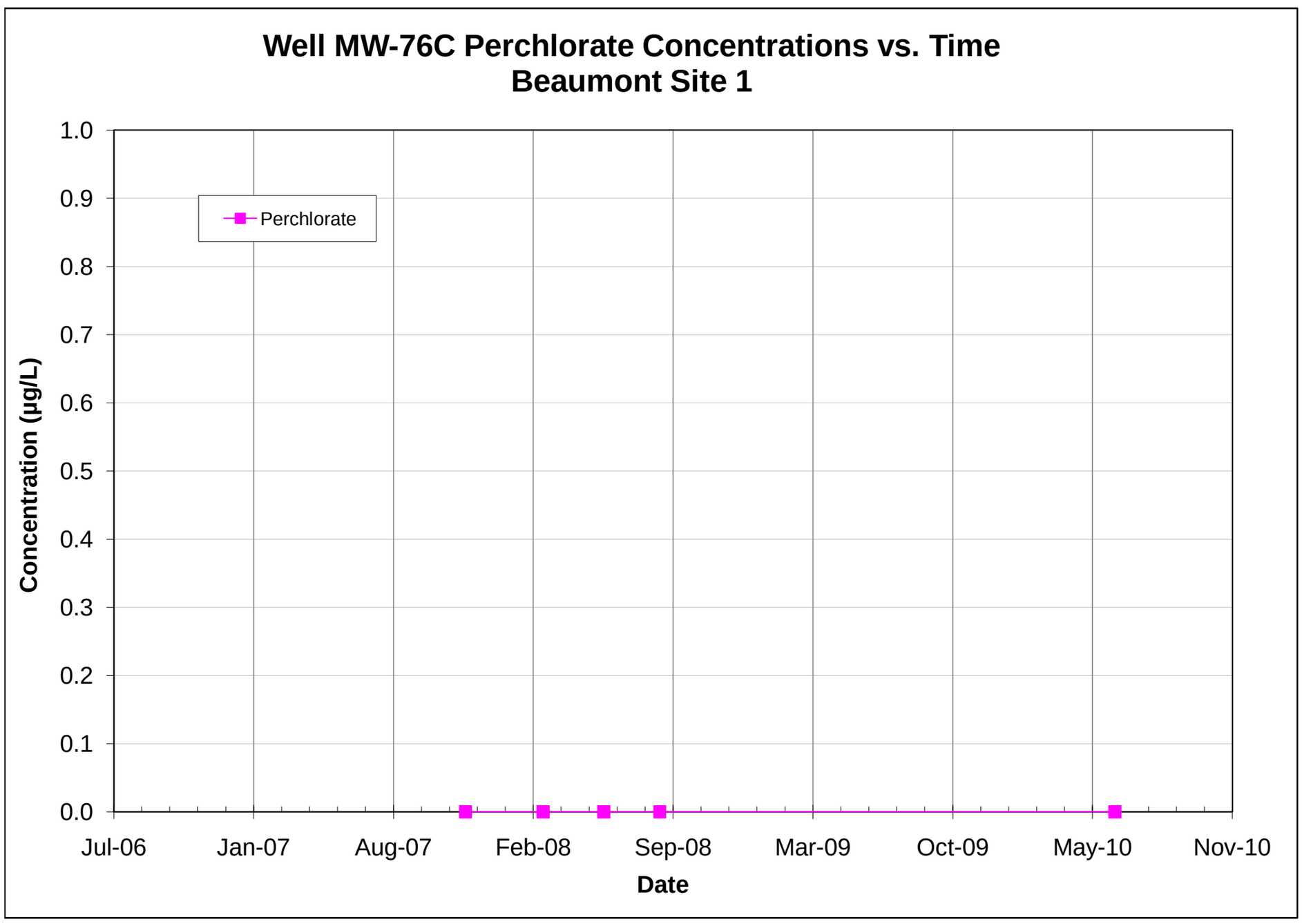

Note: All non-detections are set to zero for graphing purposes.

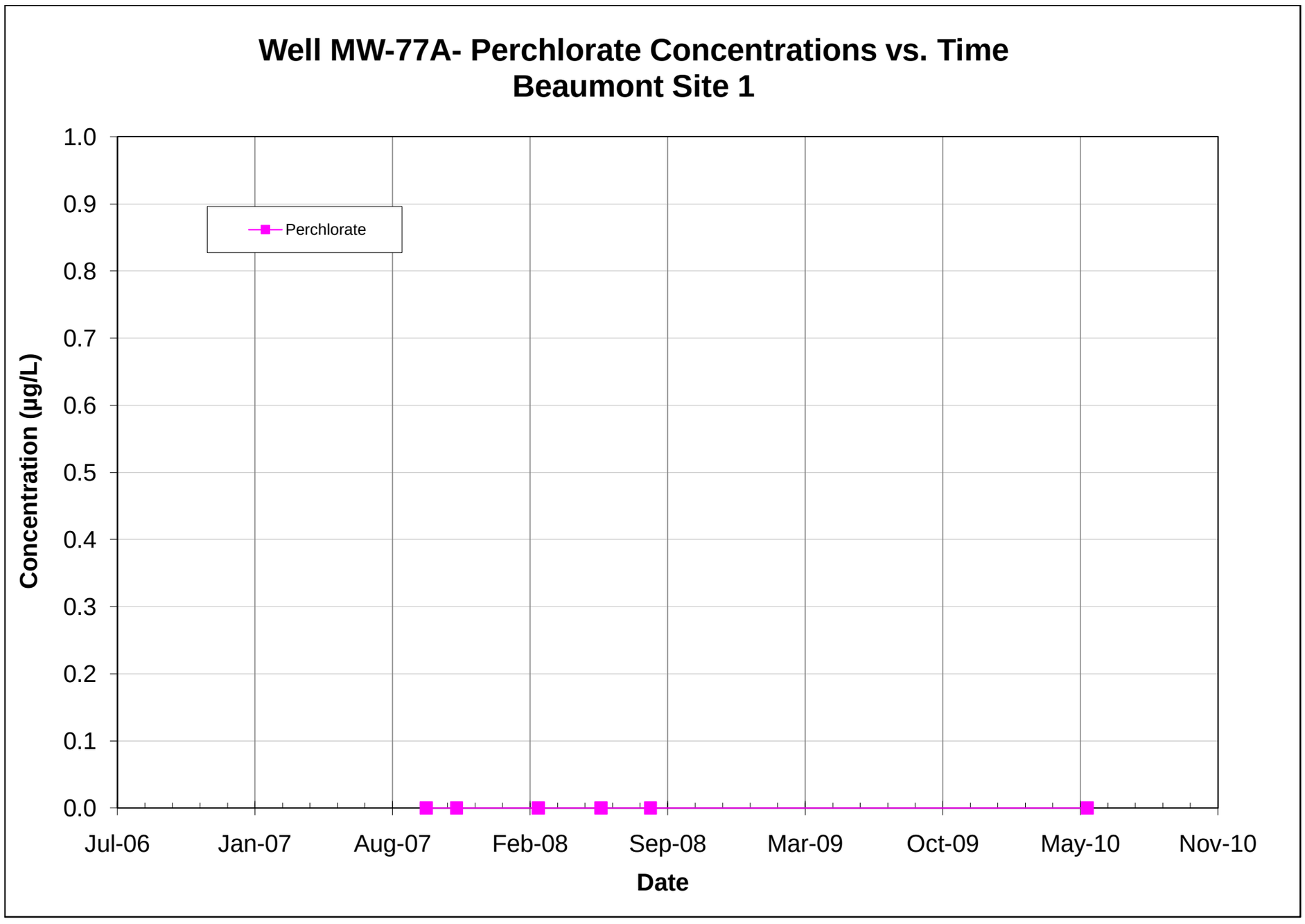

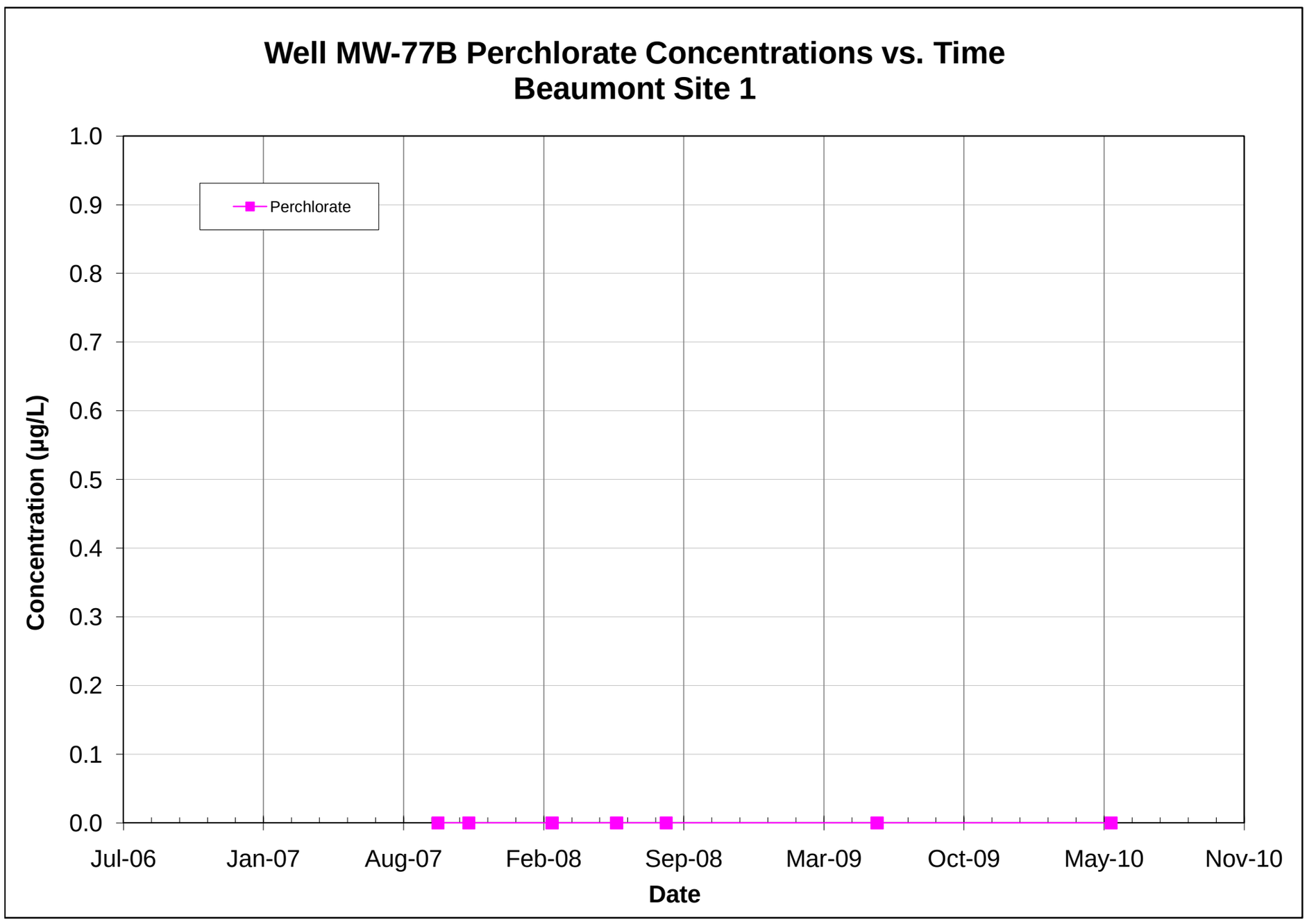

Note: All non-detections are set to zero for graphing purposes.

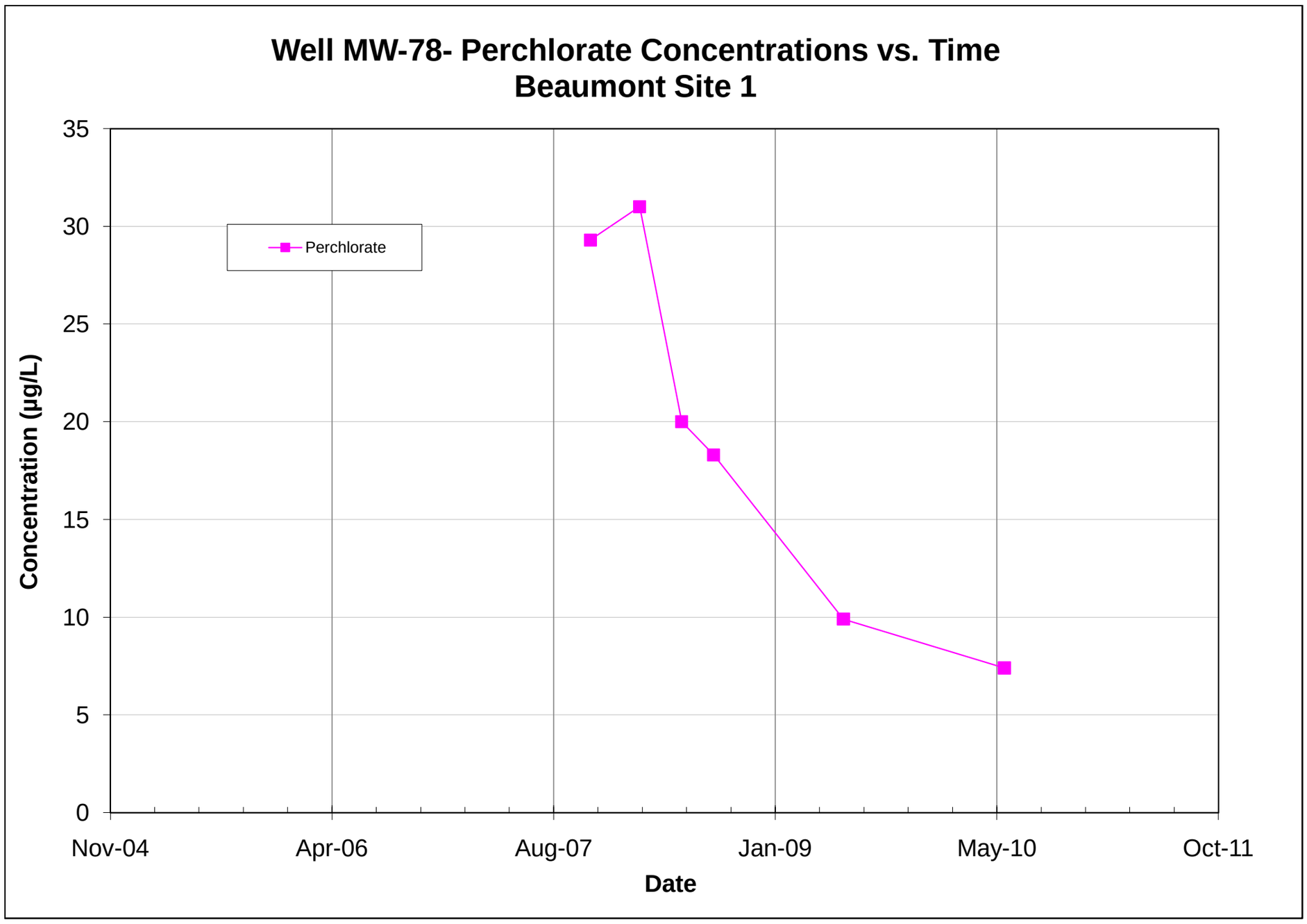

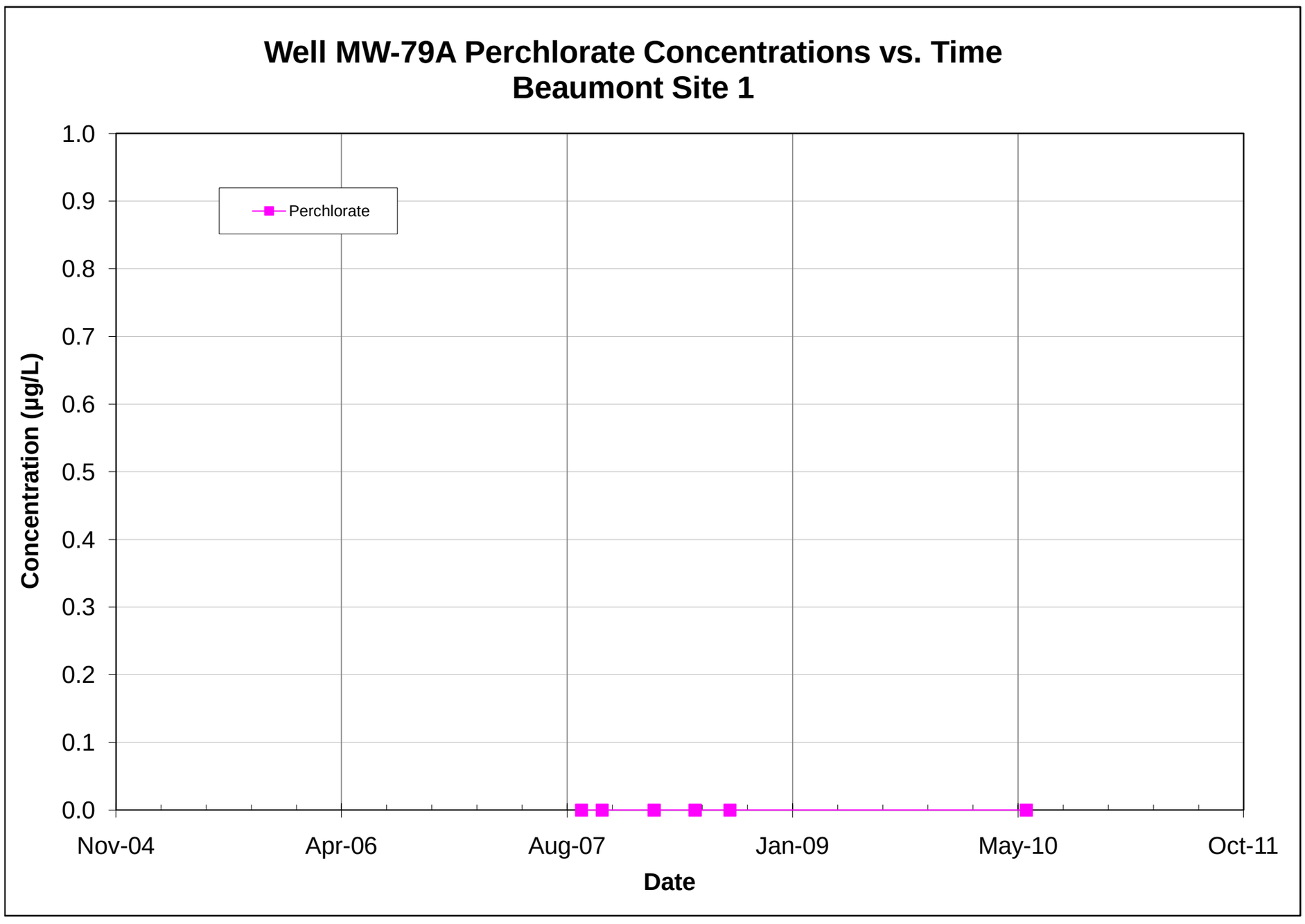

Note: All non-detections are set to zero for graphing purposes.

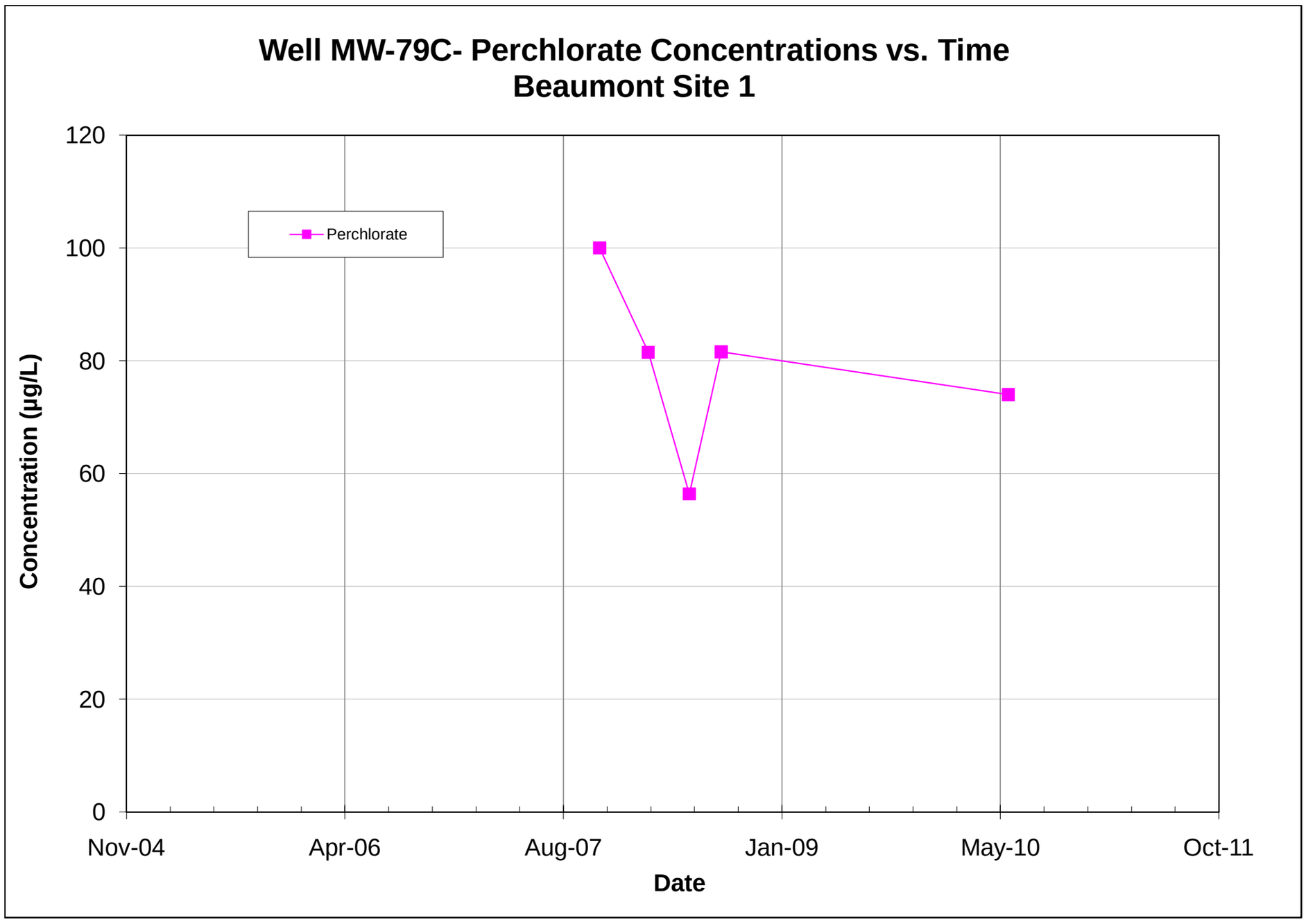

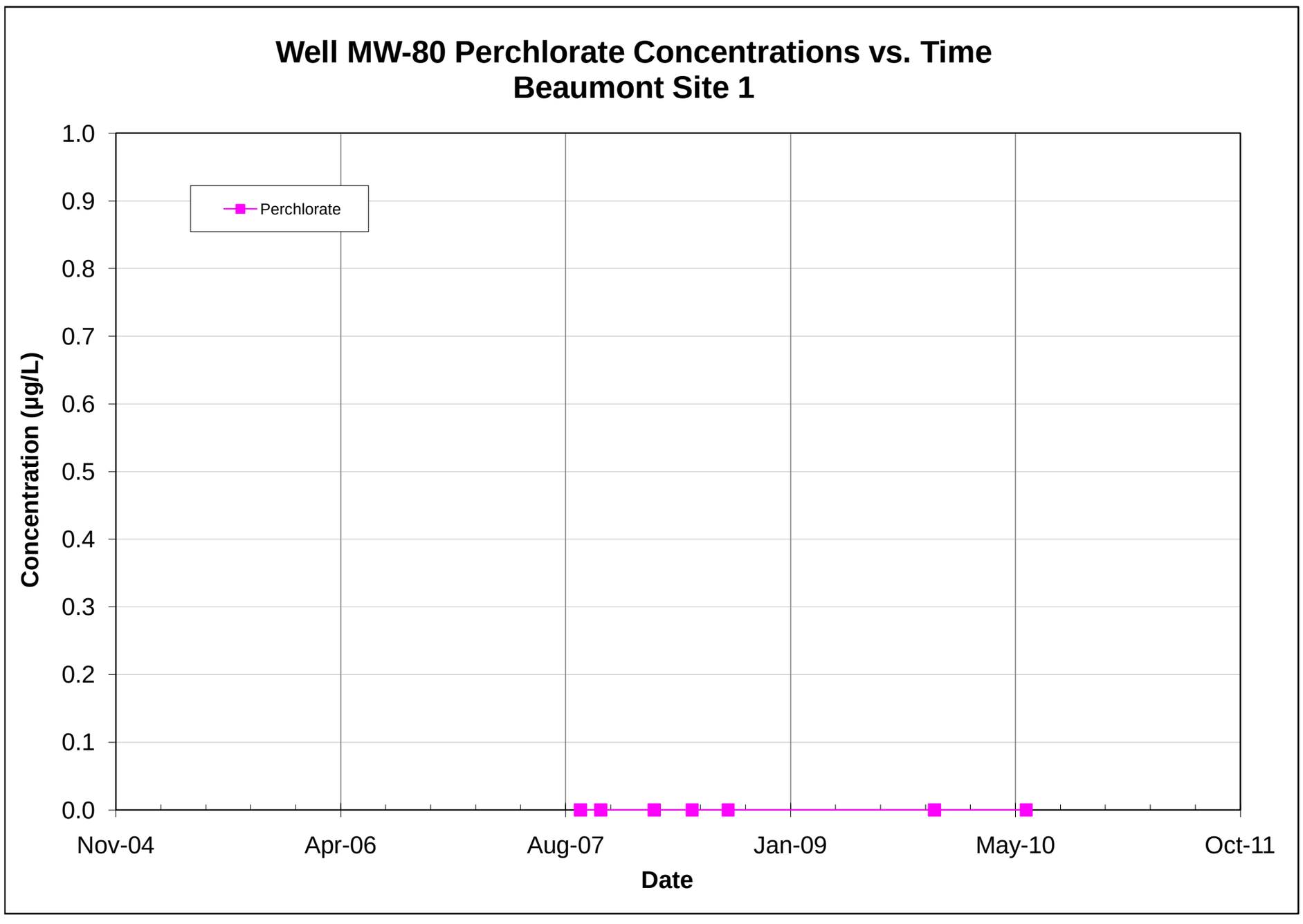

Note: All non-detections are set to zero for graphing purposes.

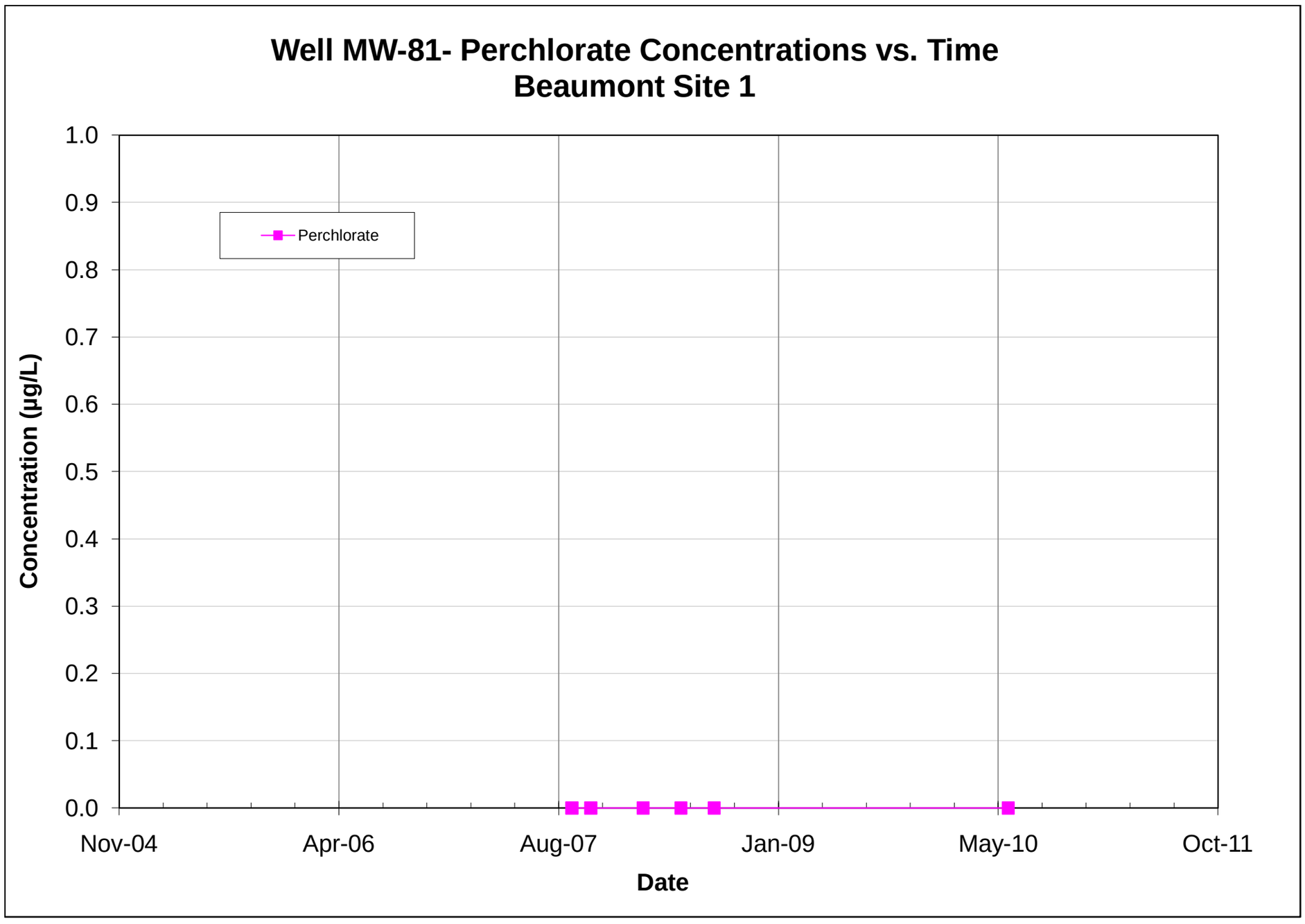

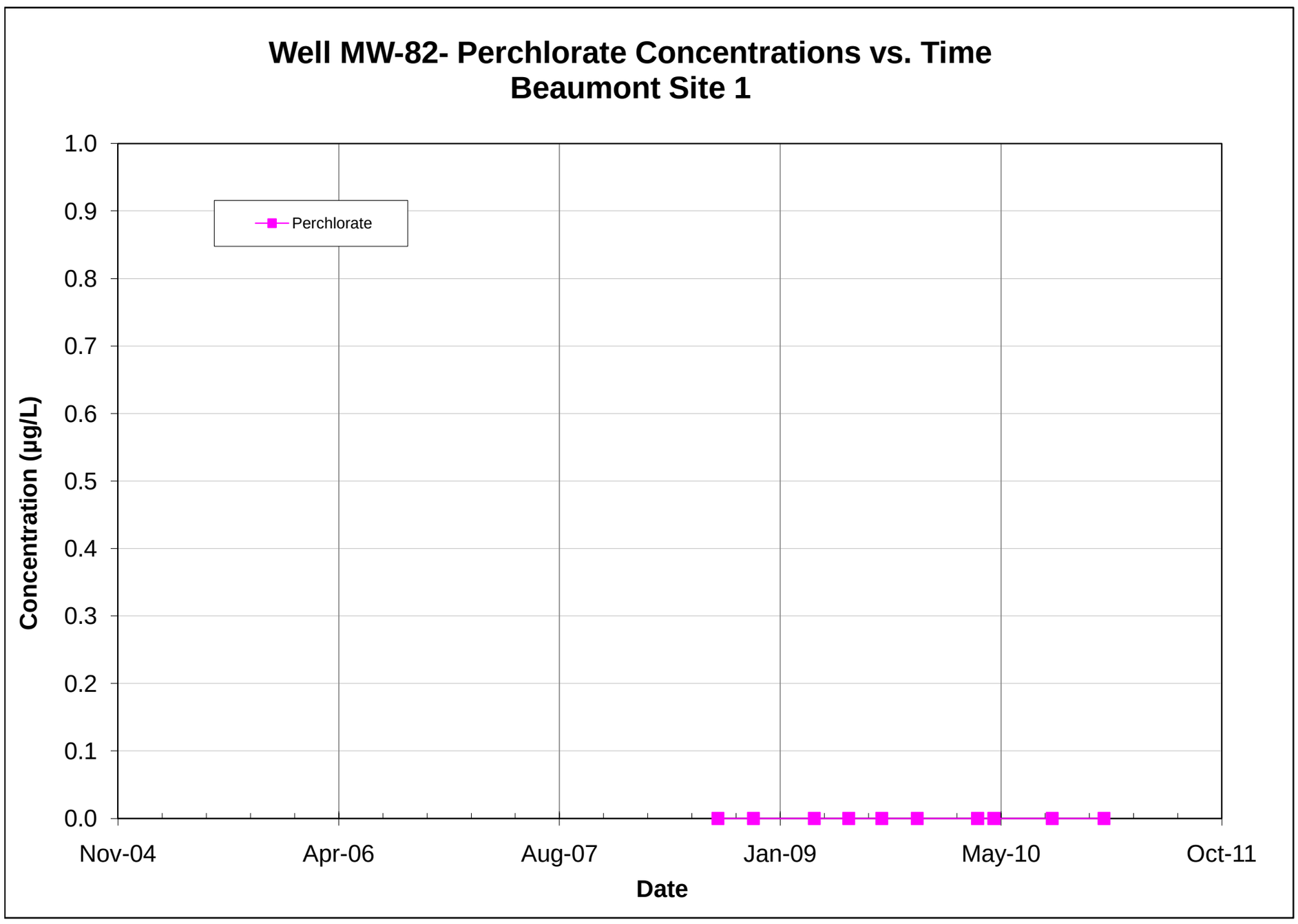

Note: All non-detections are set to zero for graphing purposes.

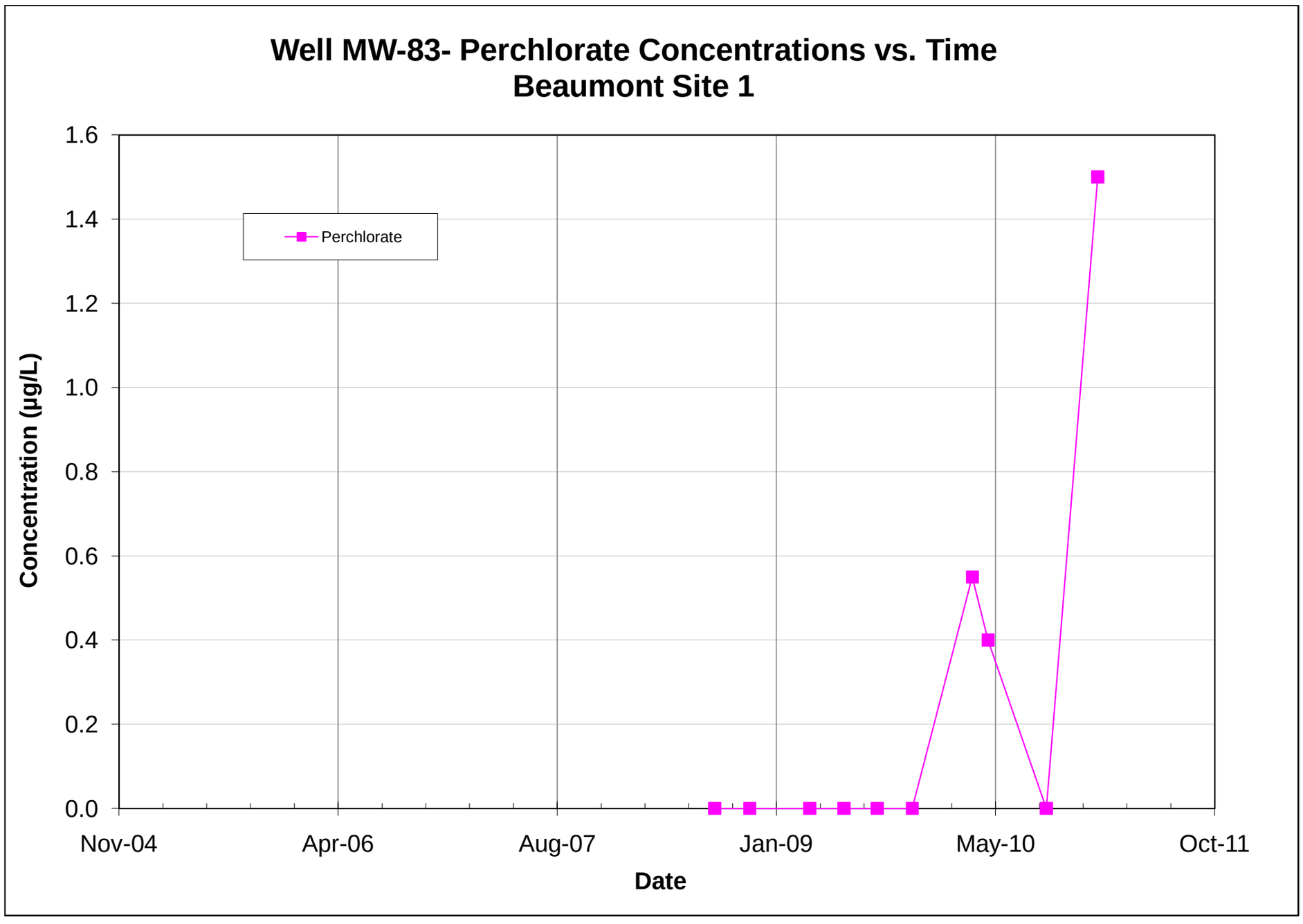

Note: All non-detections are set to zero for graphing purposes.

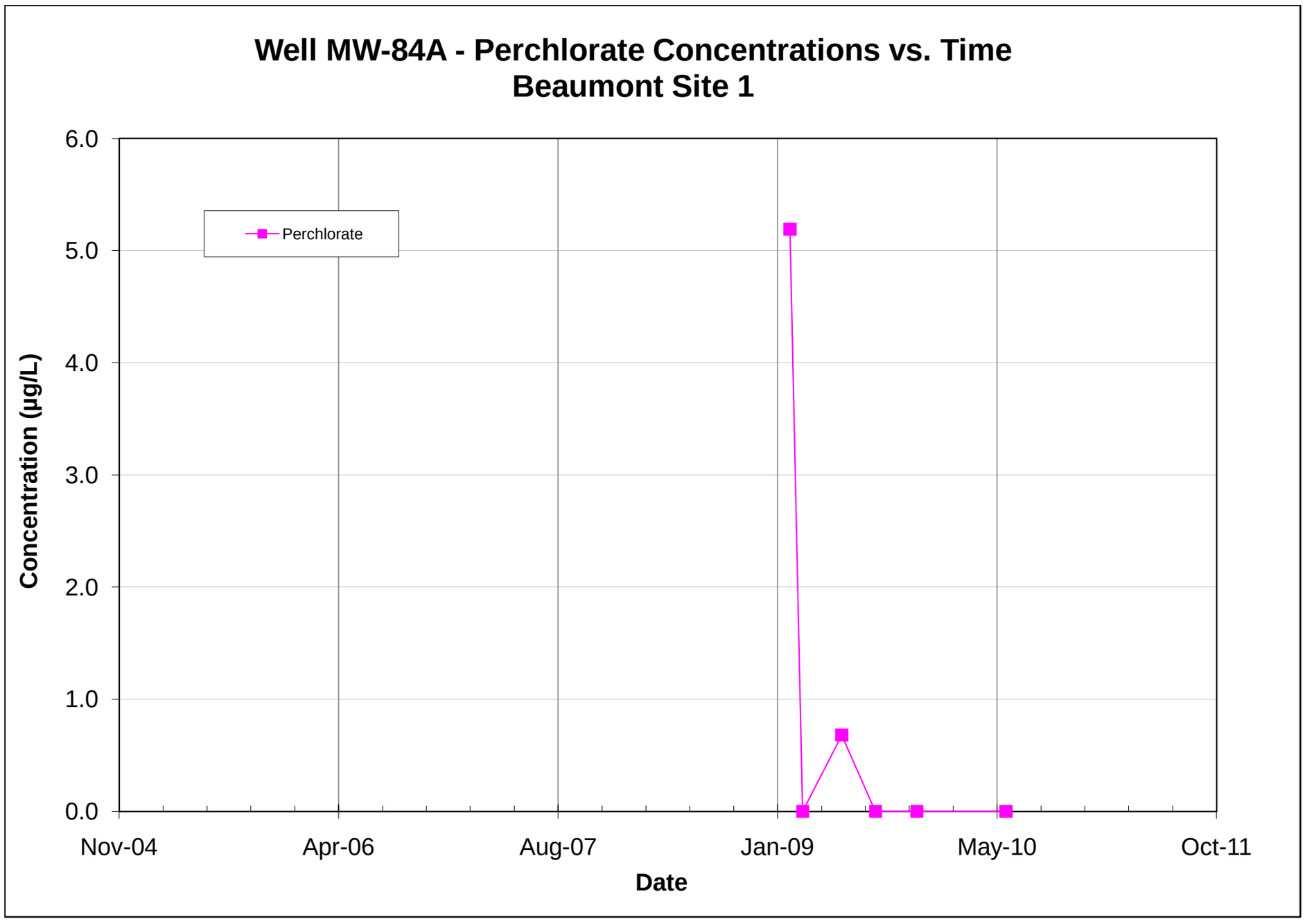

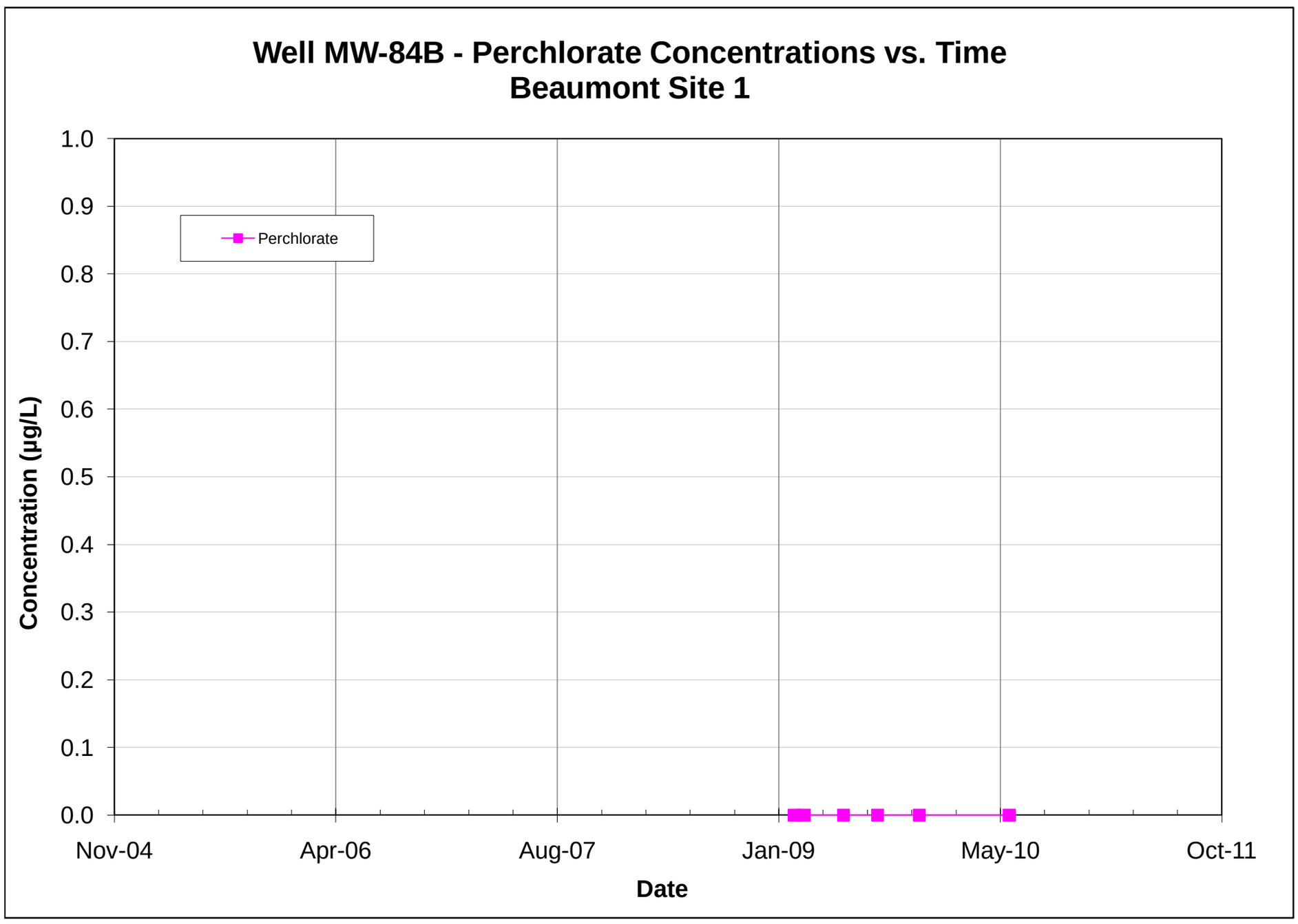

Note: All non-detections are set to zero for graphing purposes.

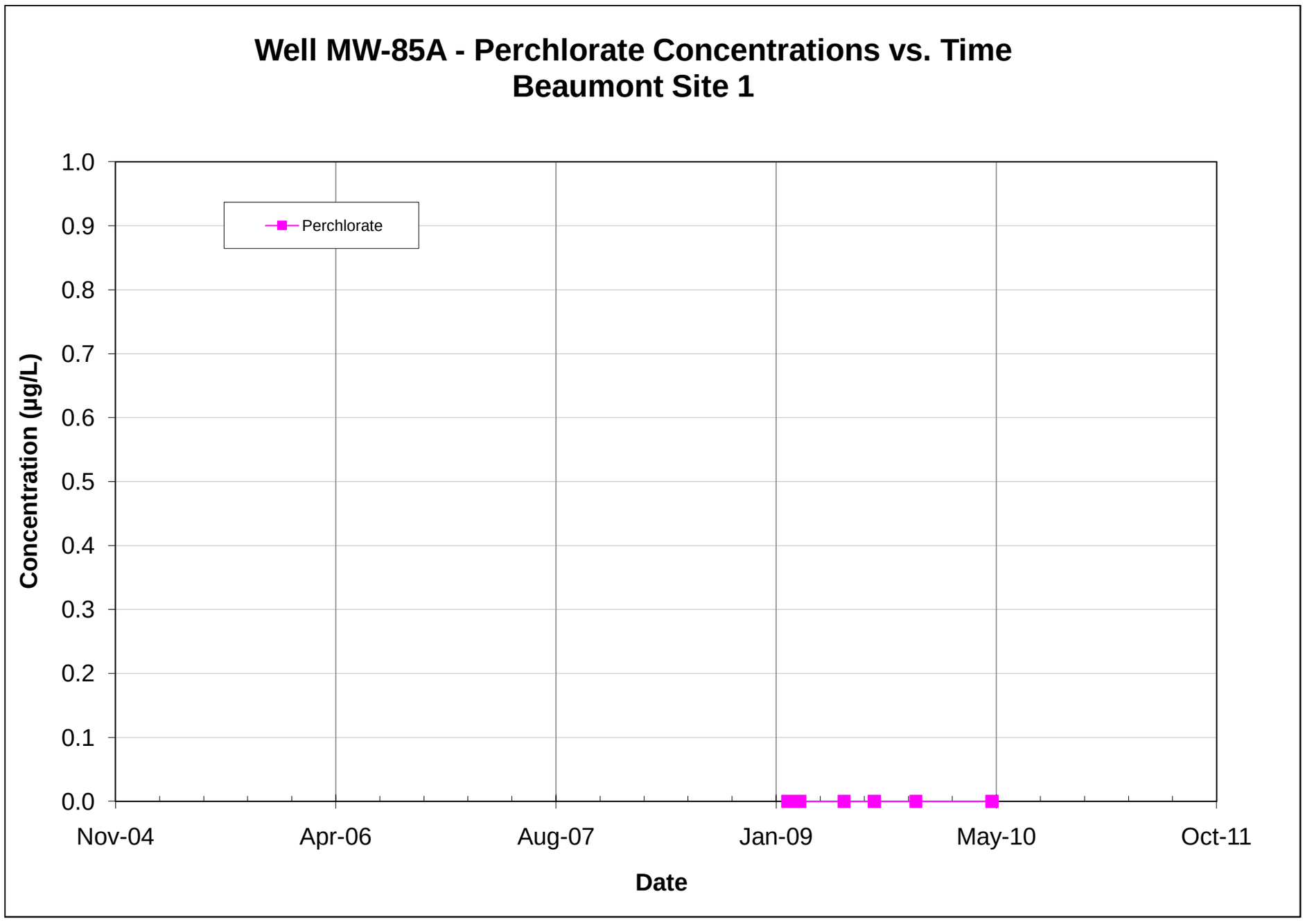

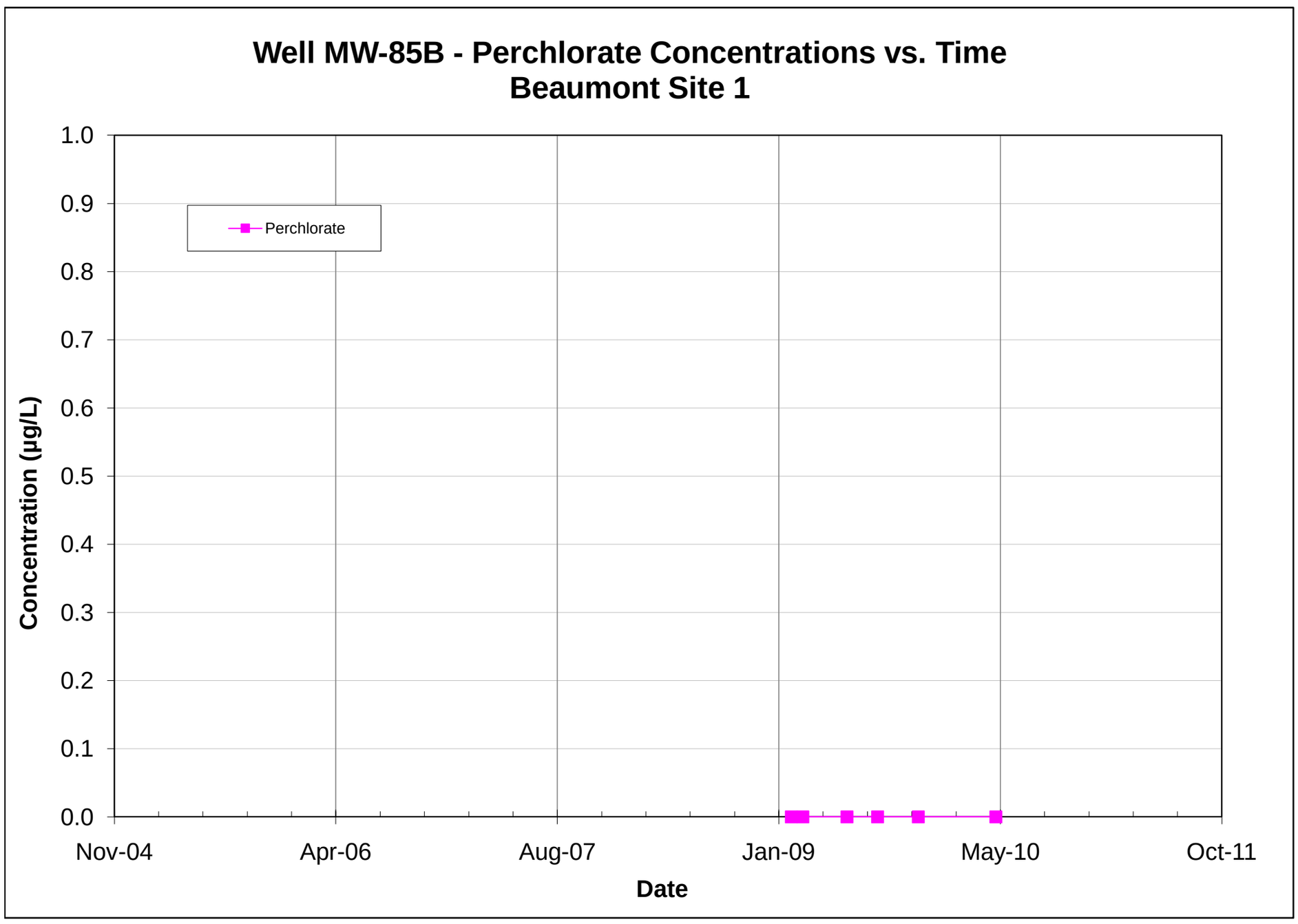

Note: All non-detections are set to zero for graphing purposes.

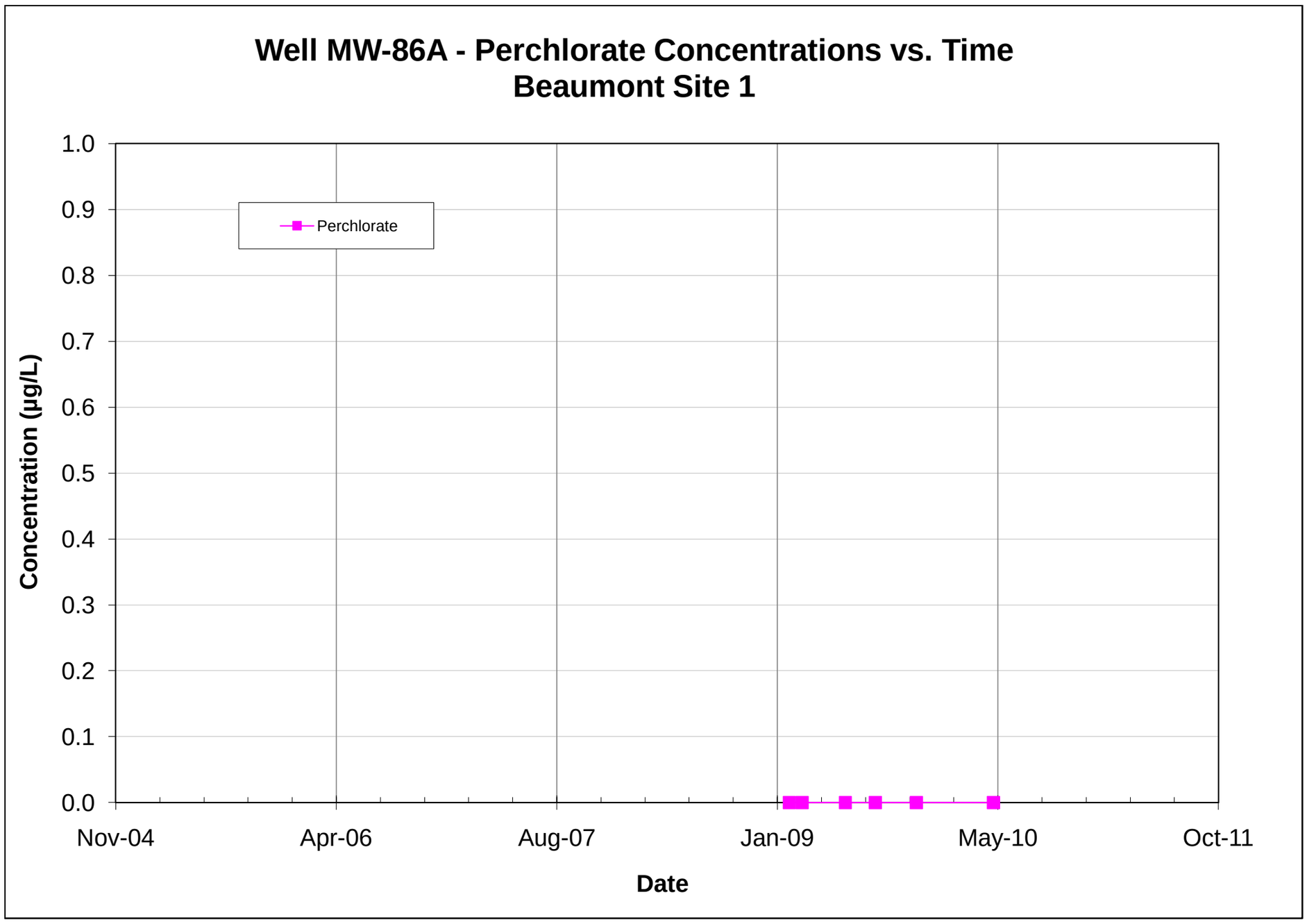

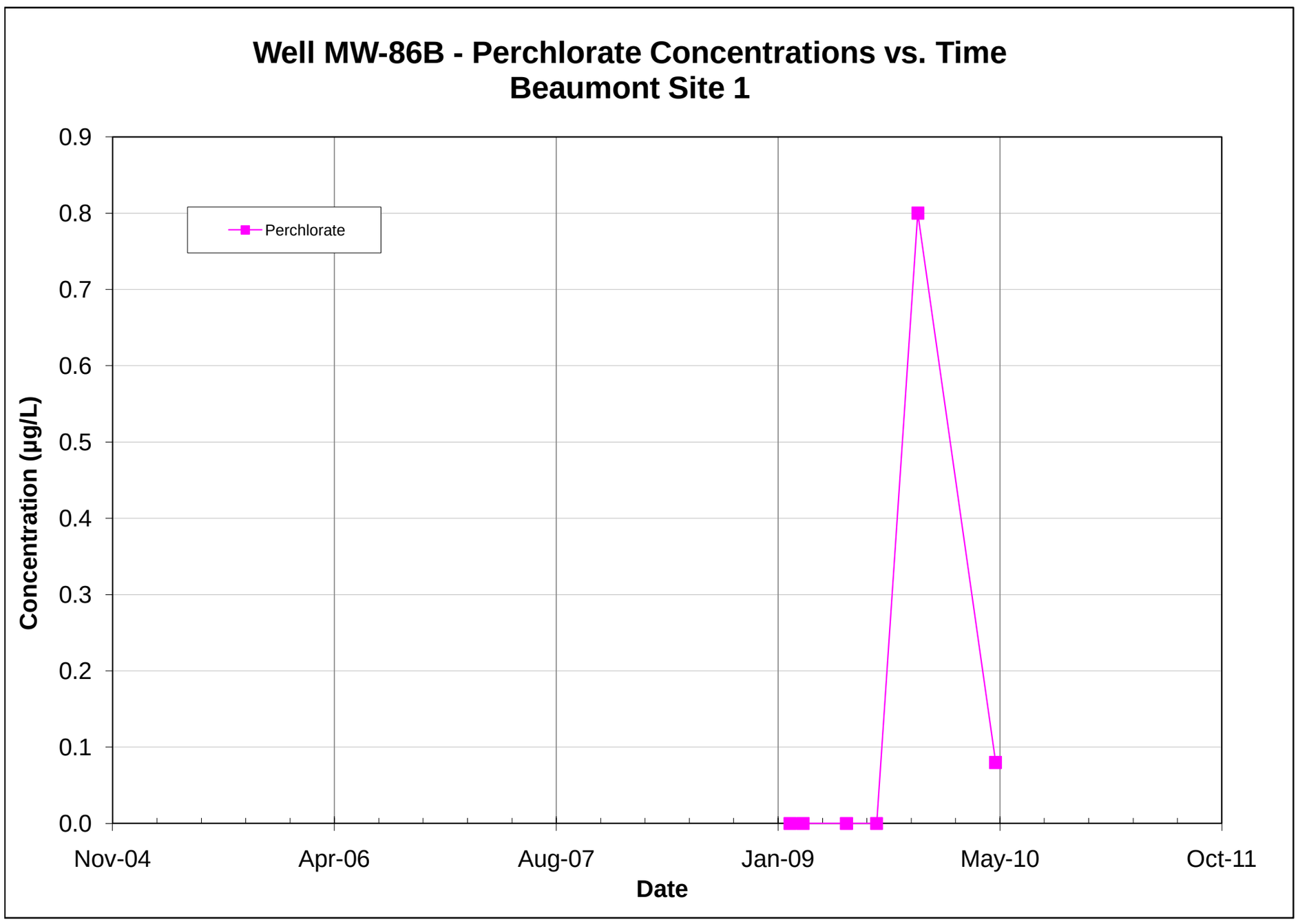

Note: All non-detections are set to zero for graphing purposes.

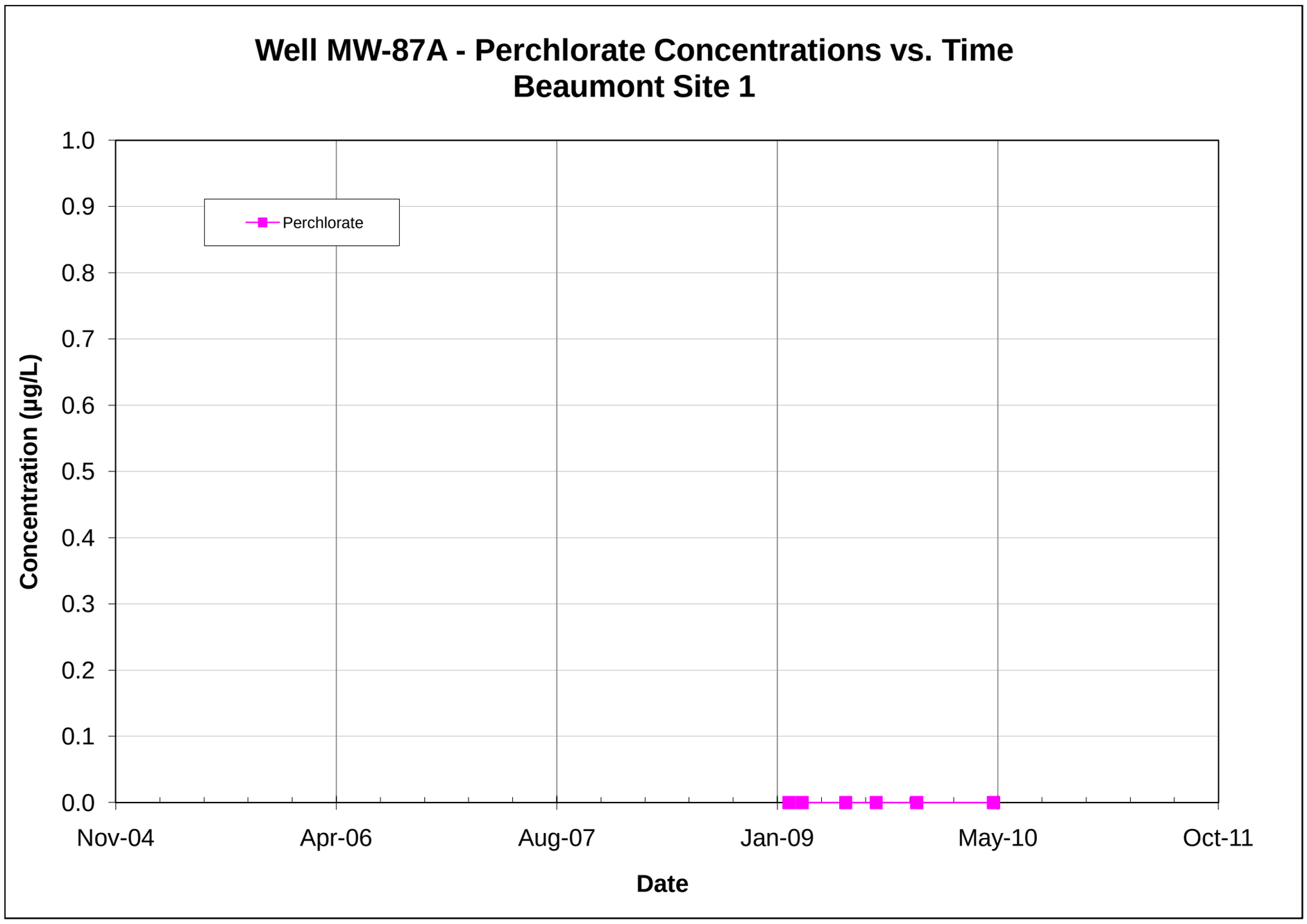

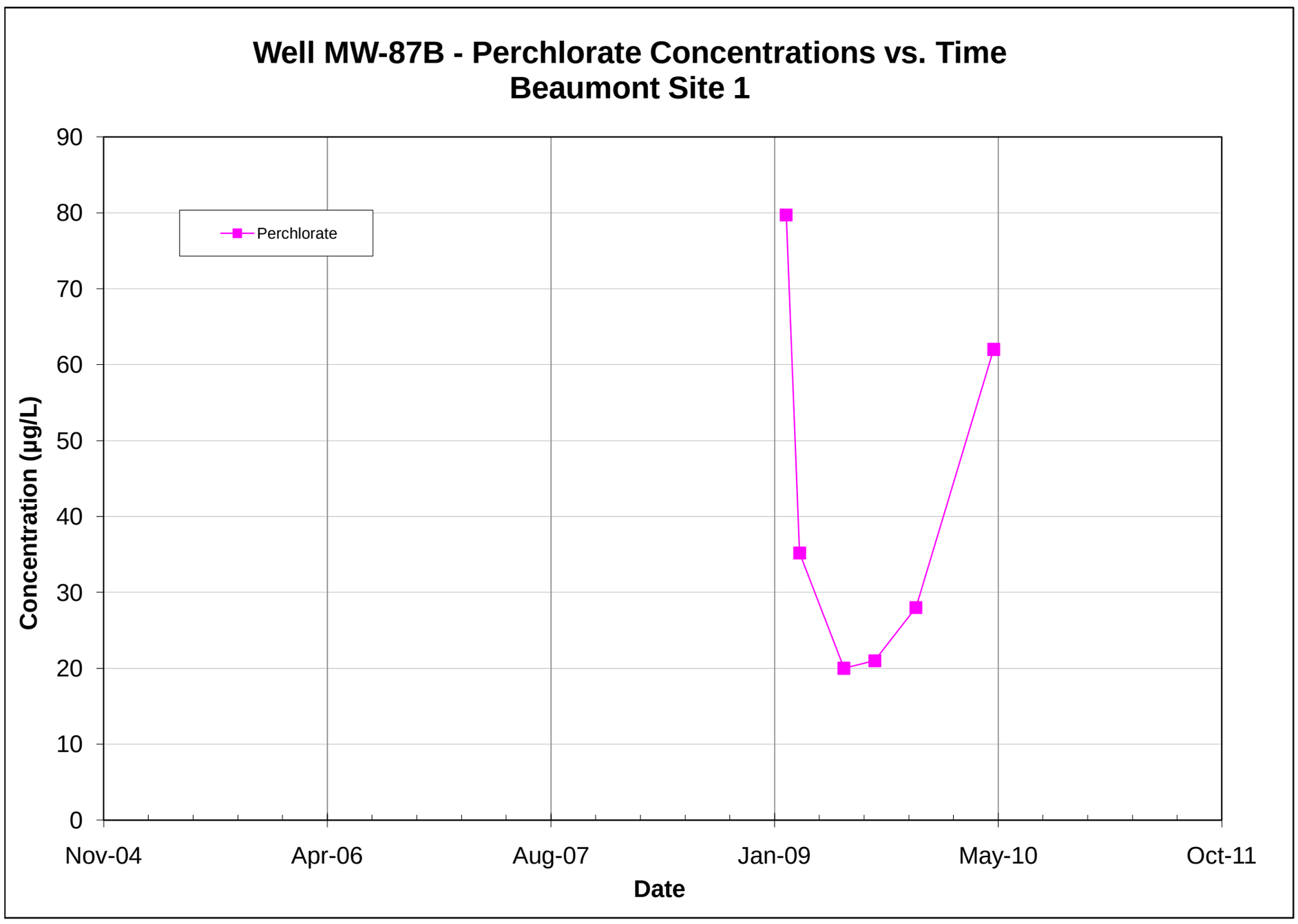

Note: All non-detections are set to zero for graphing purposes.

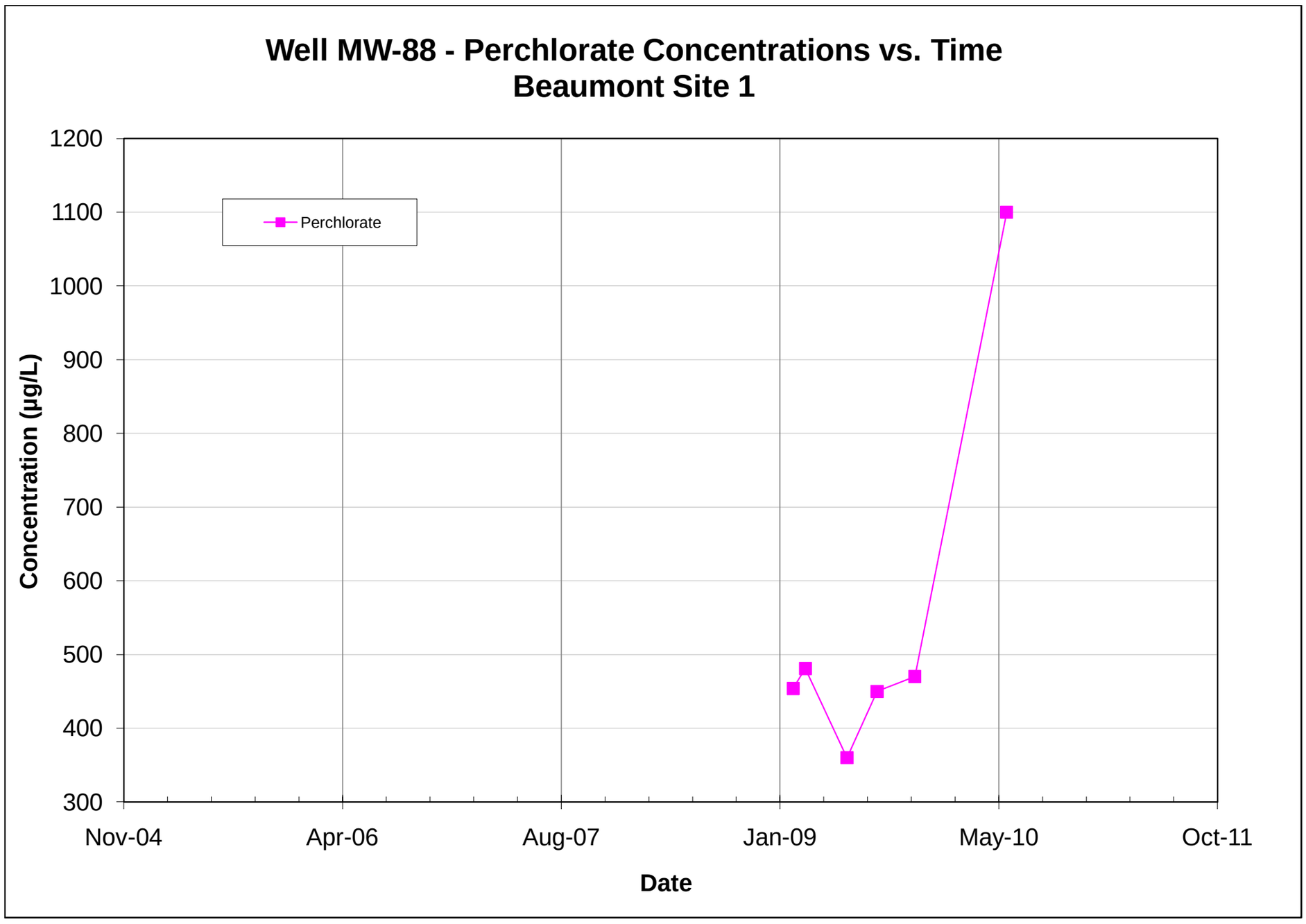

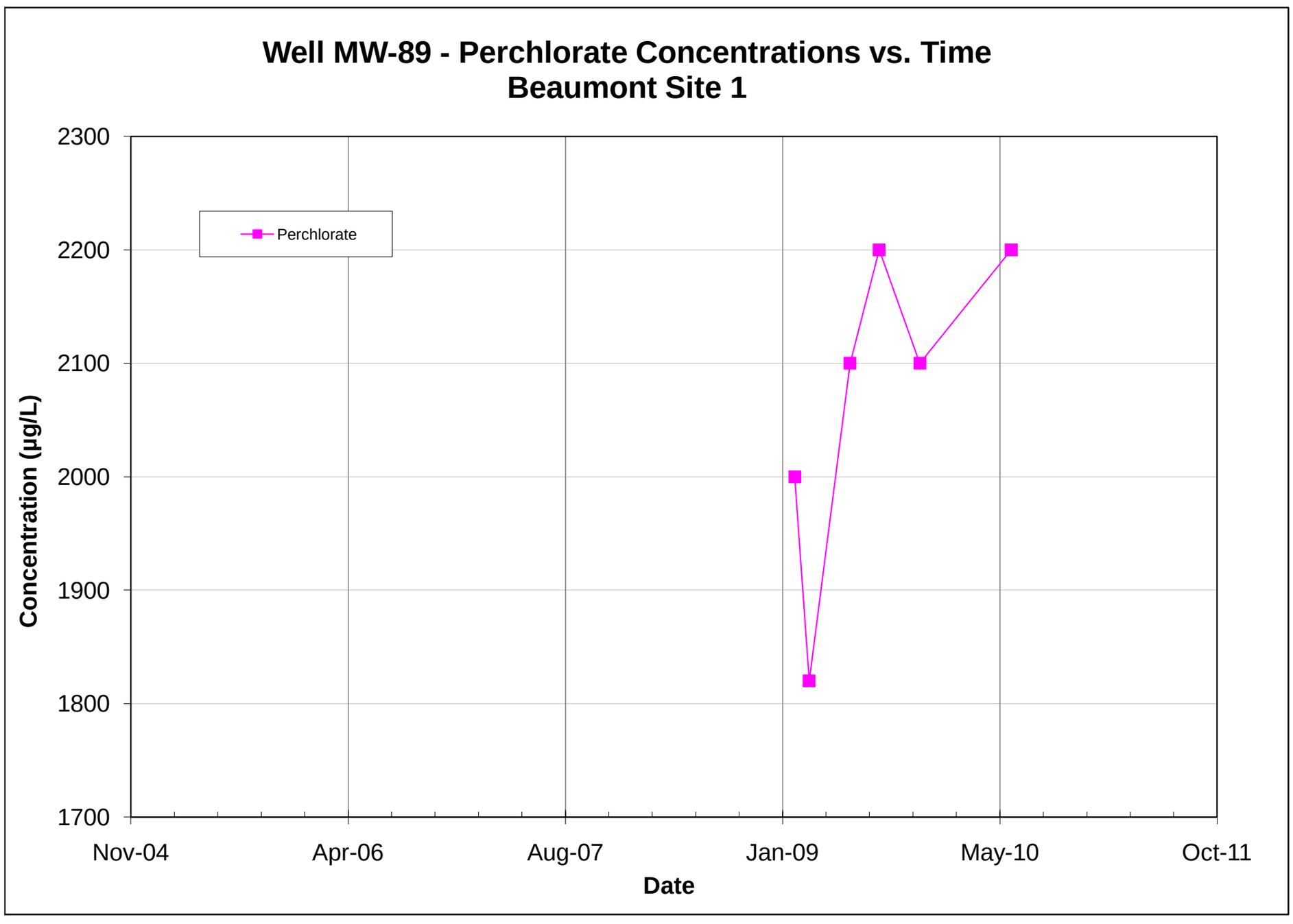

Note: All non-detections are set to zero for graphing purposes.

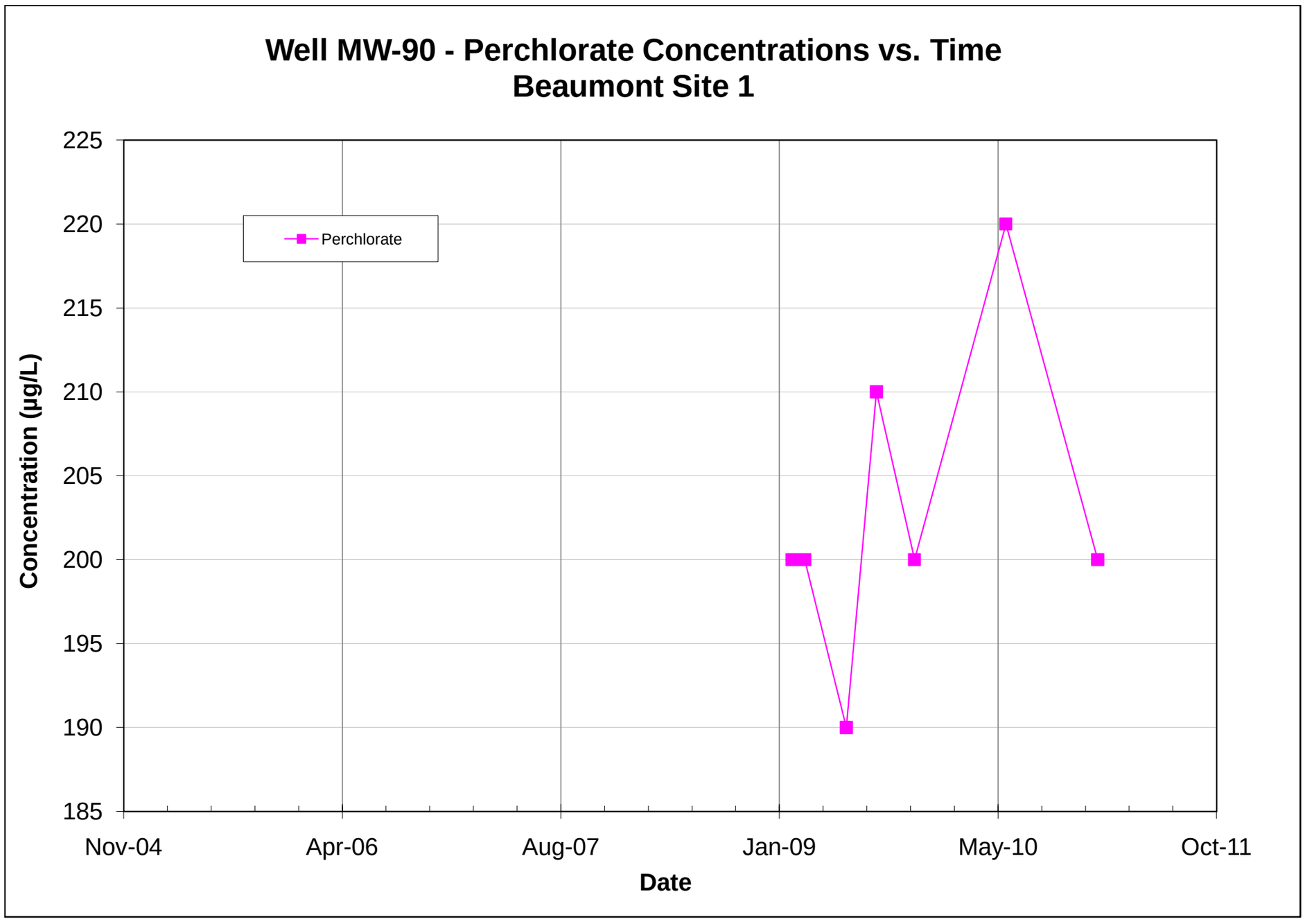

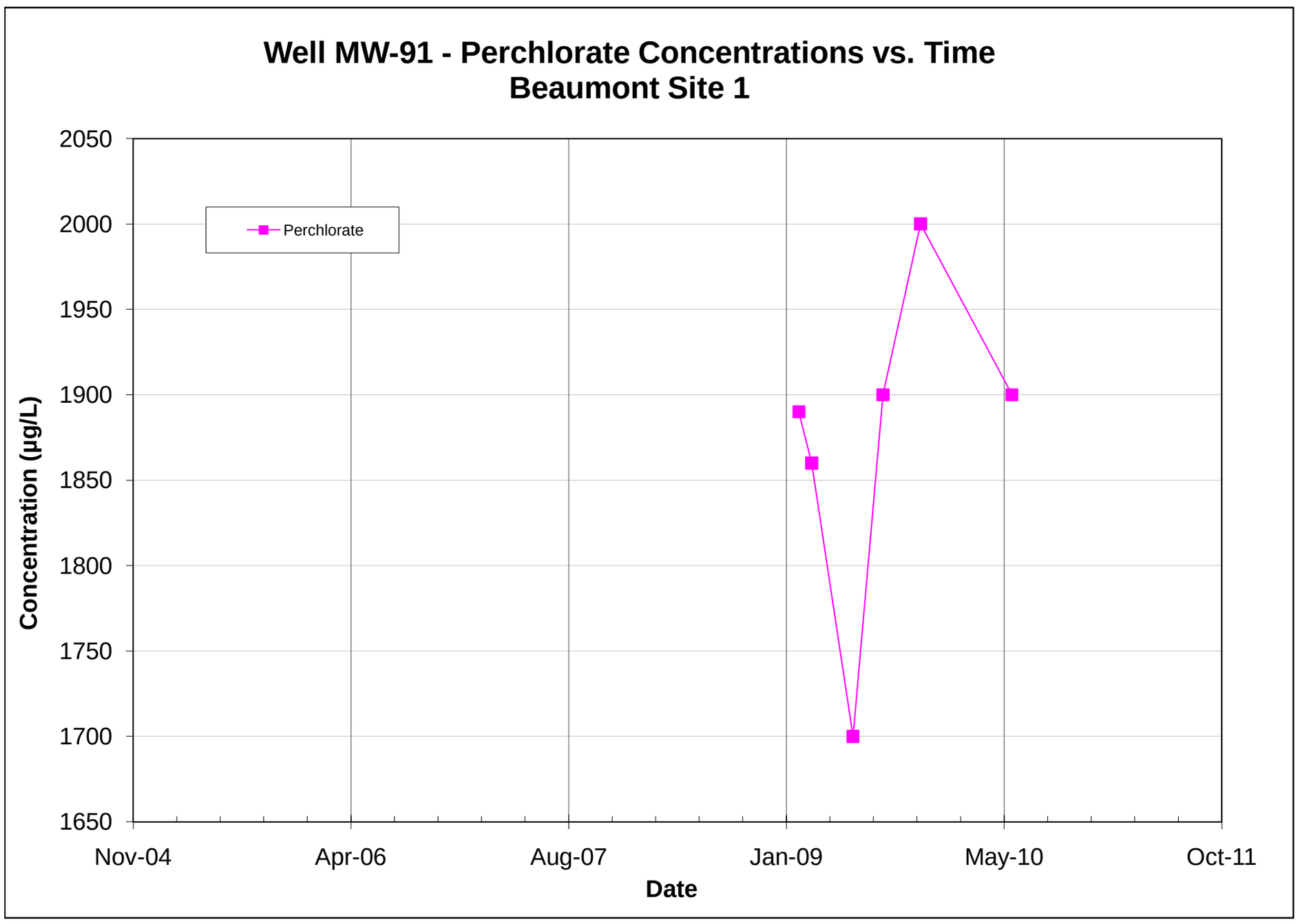

Note: All non-detections are set to zero for graphing purposes.

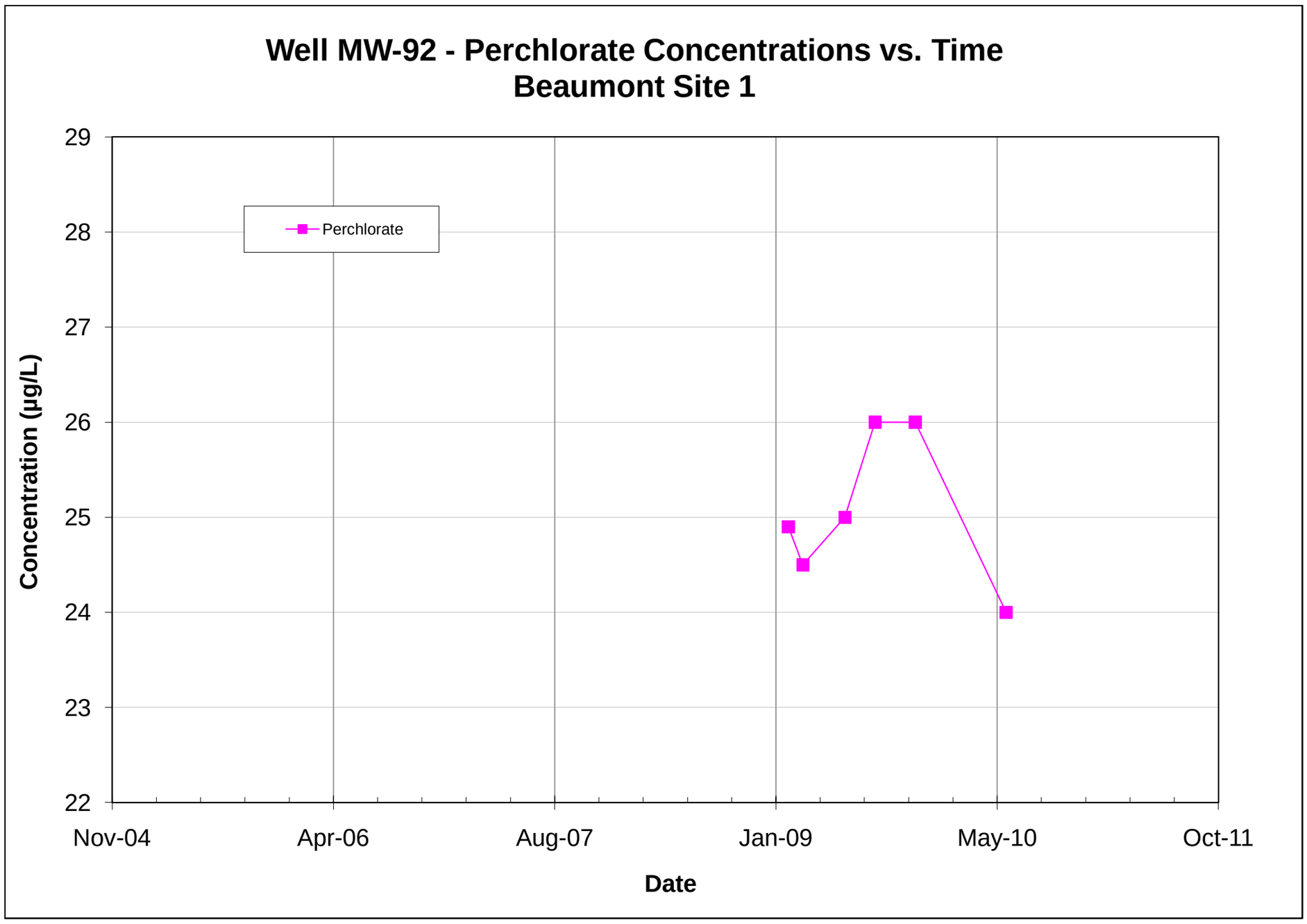

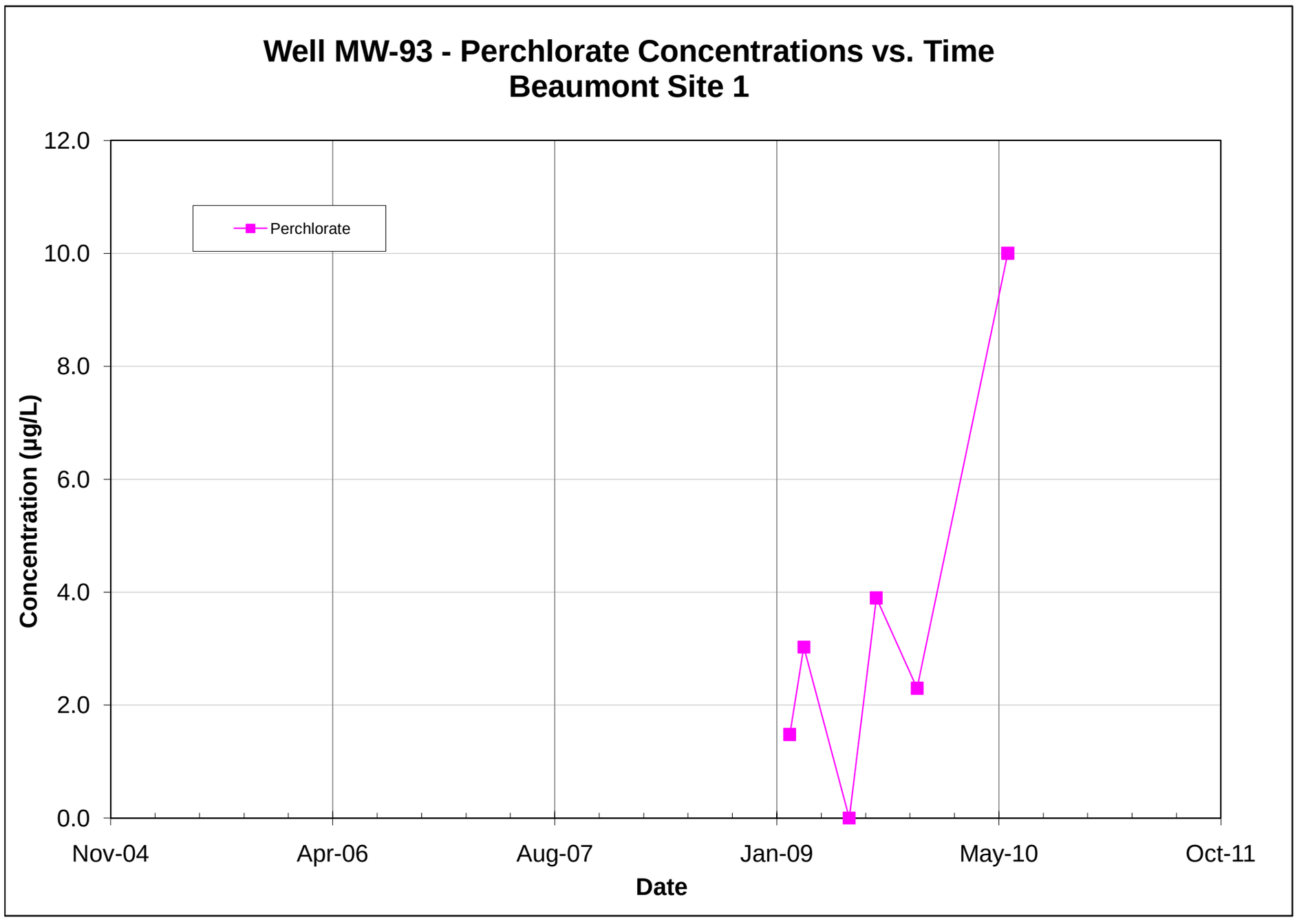

Note: All non-detections are set to zero for graphing purposes.

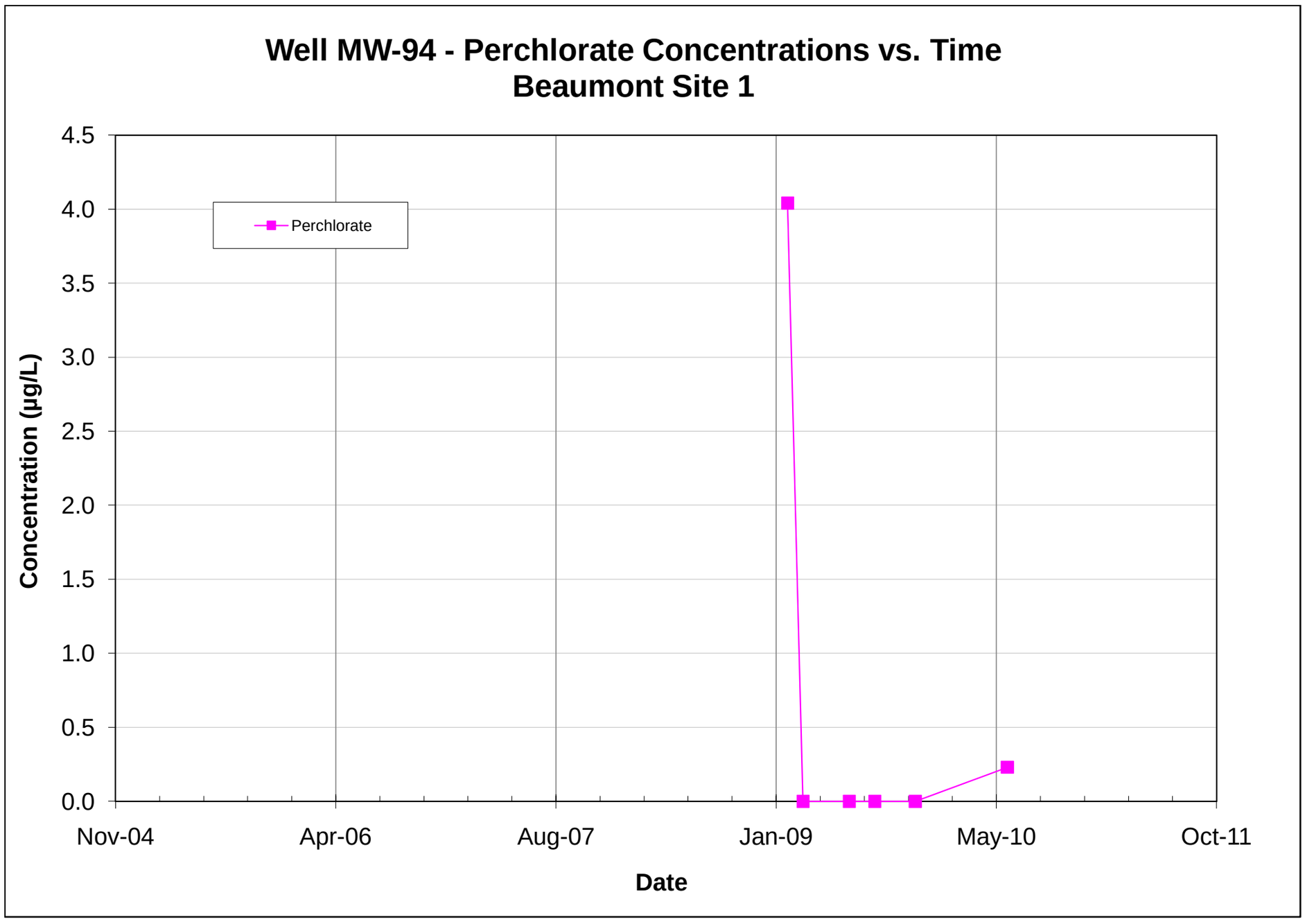

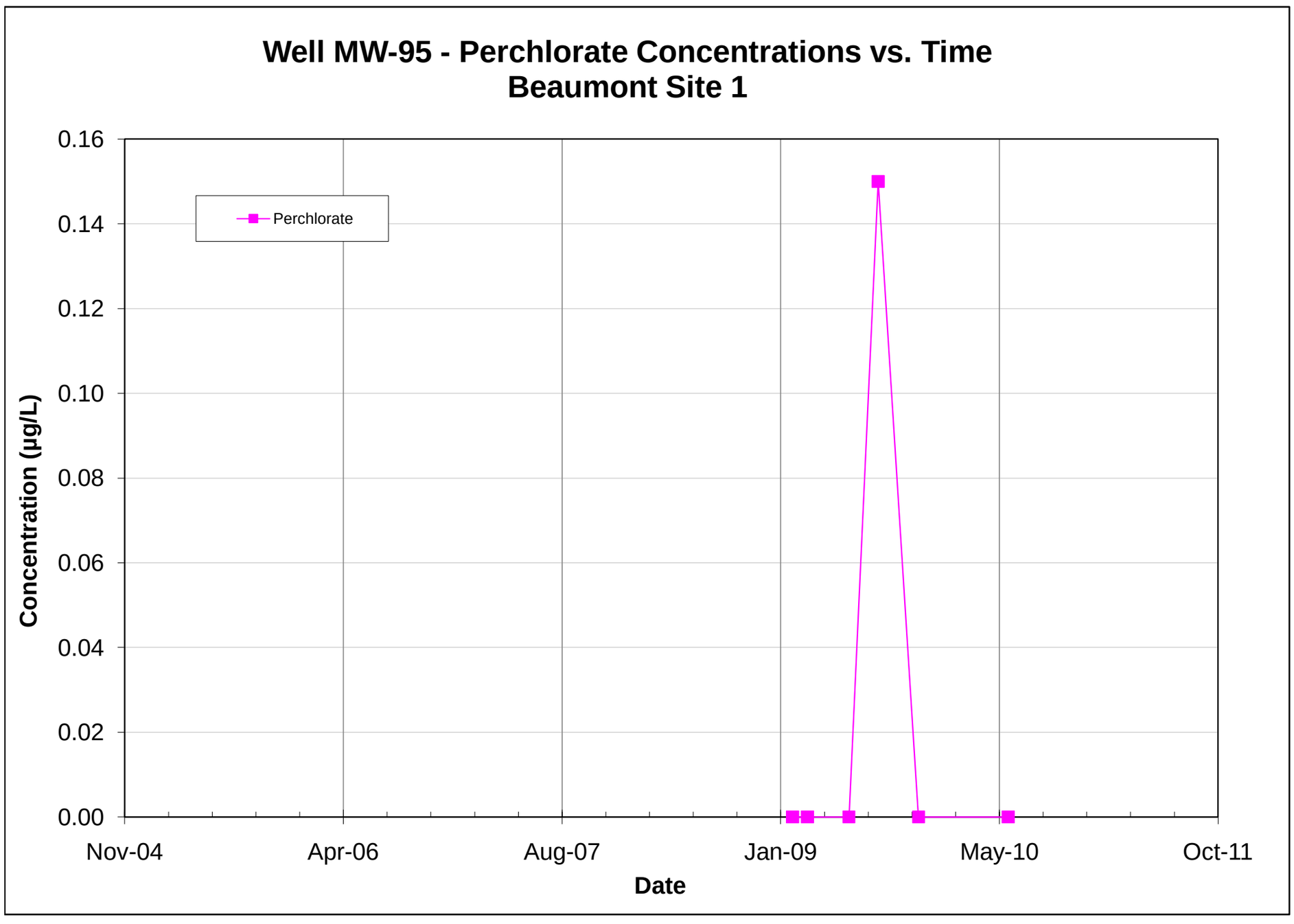

Note: All non-detections are set to zero for graphing purposes.

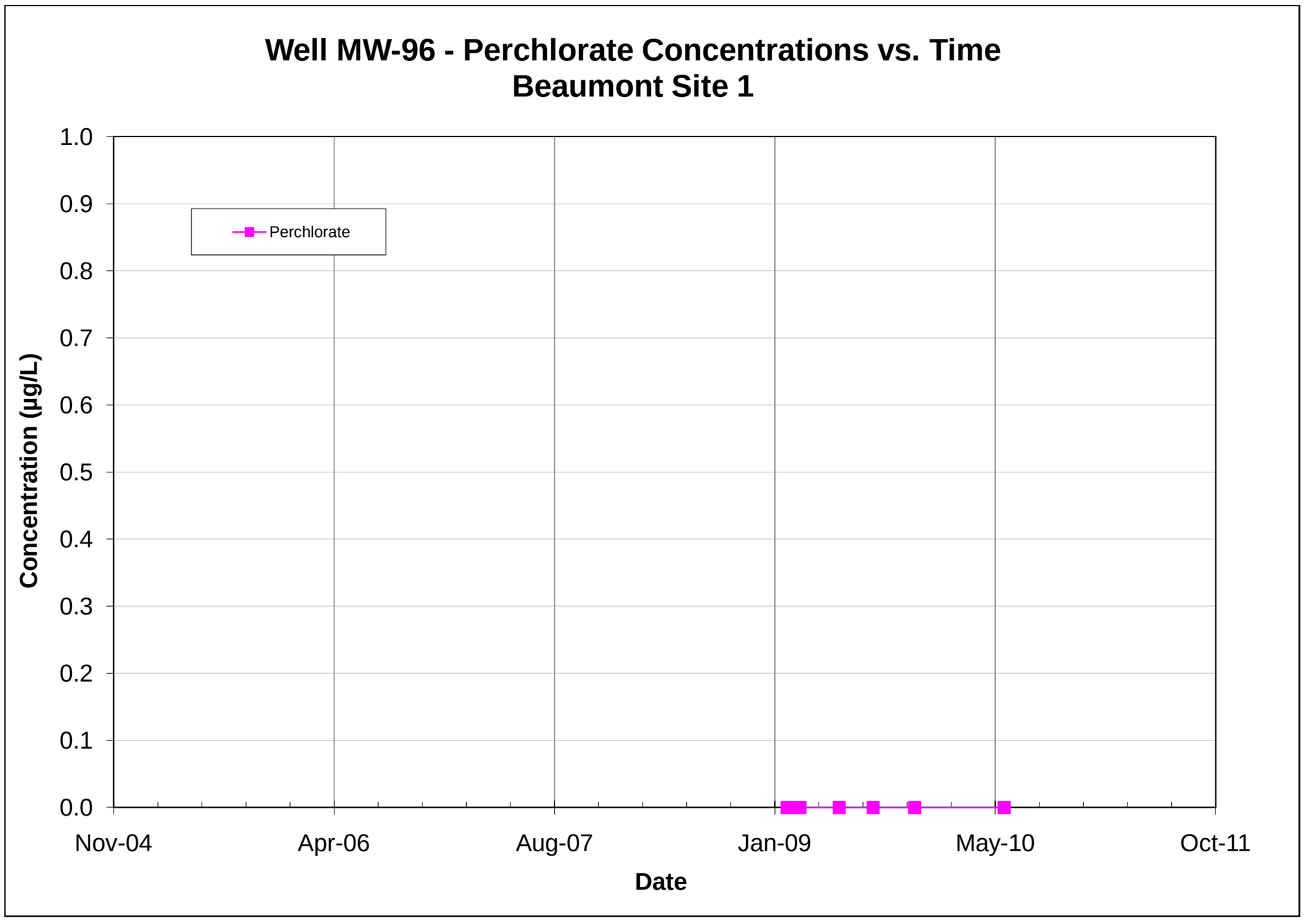

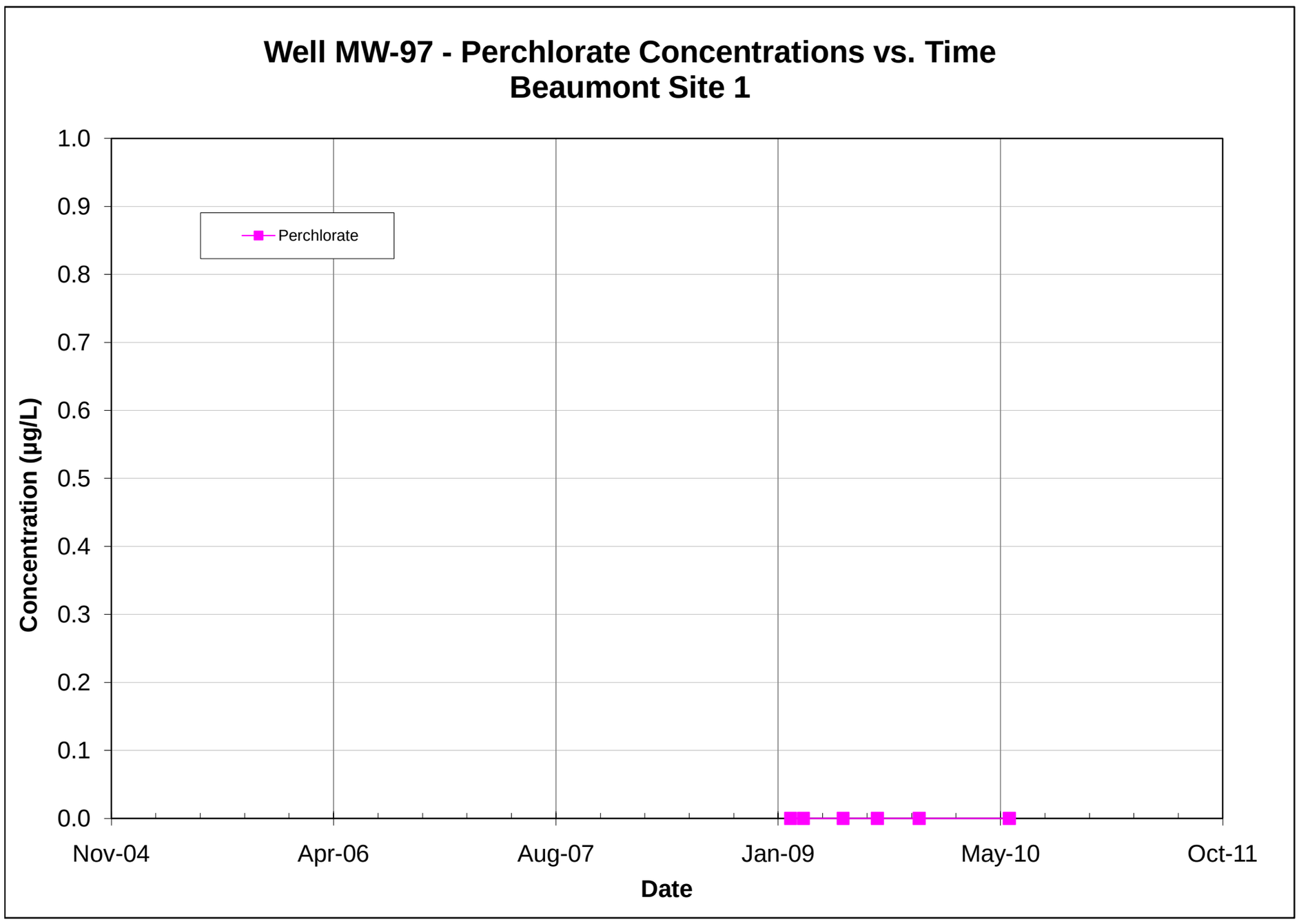

Note: All non-detections are set to zero for graphing purposes.

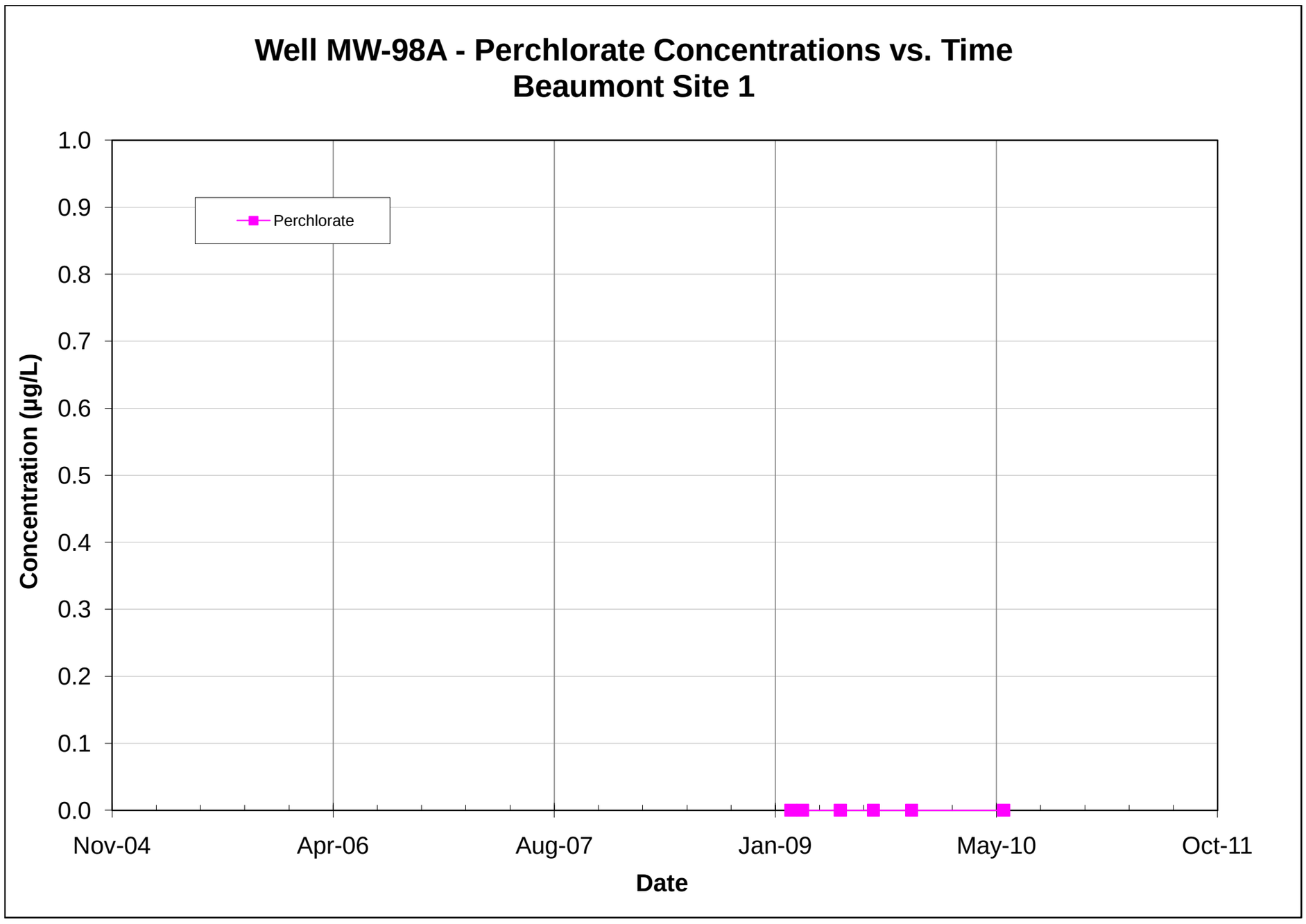

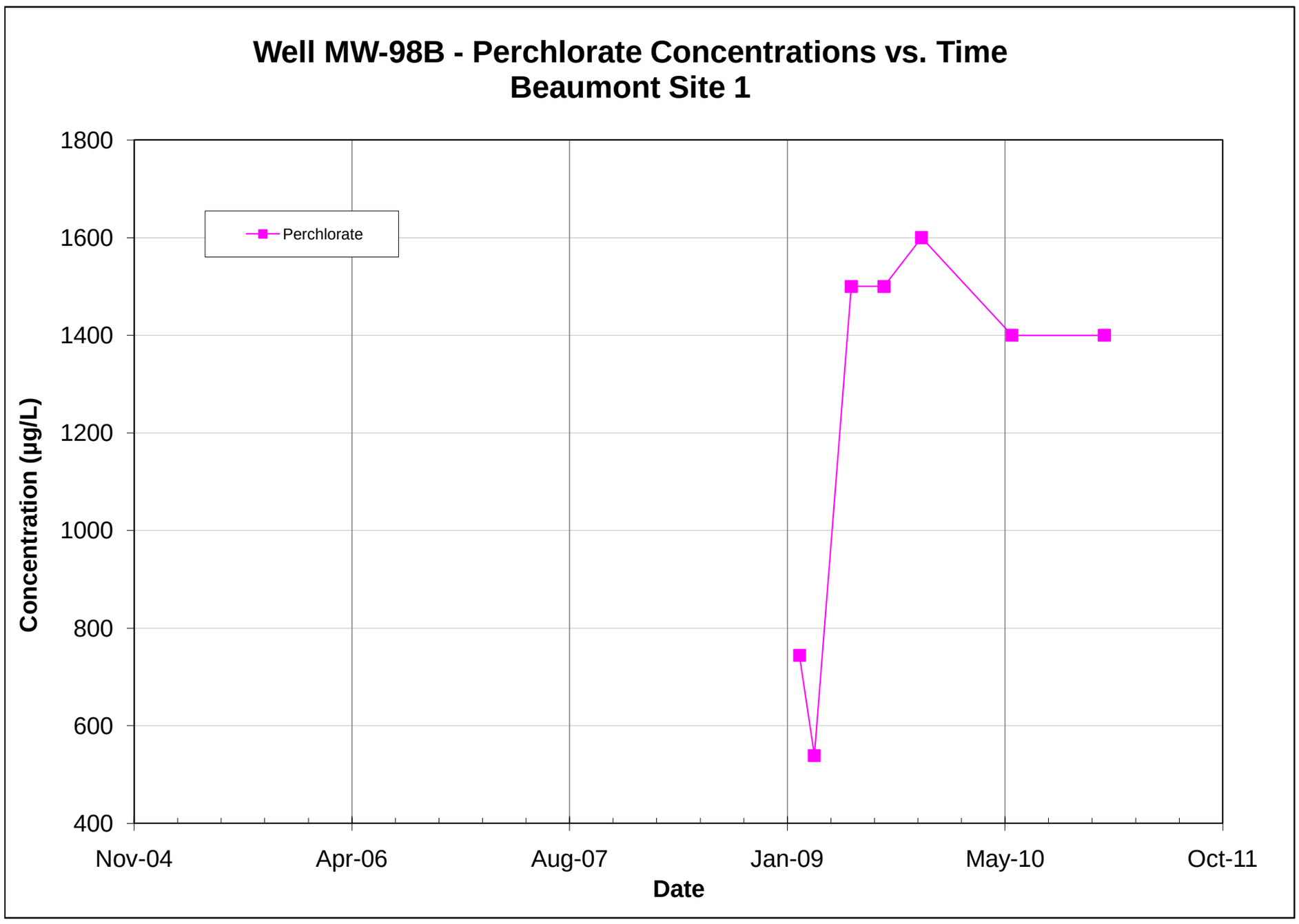

Note: All non-detections are set to zero for graphing purposes.

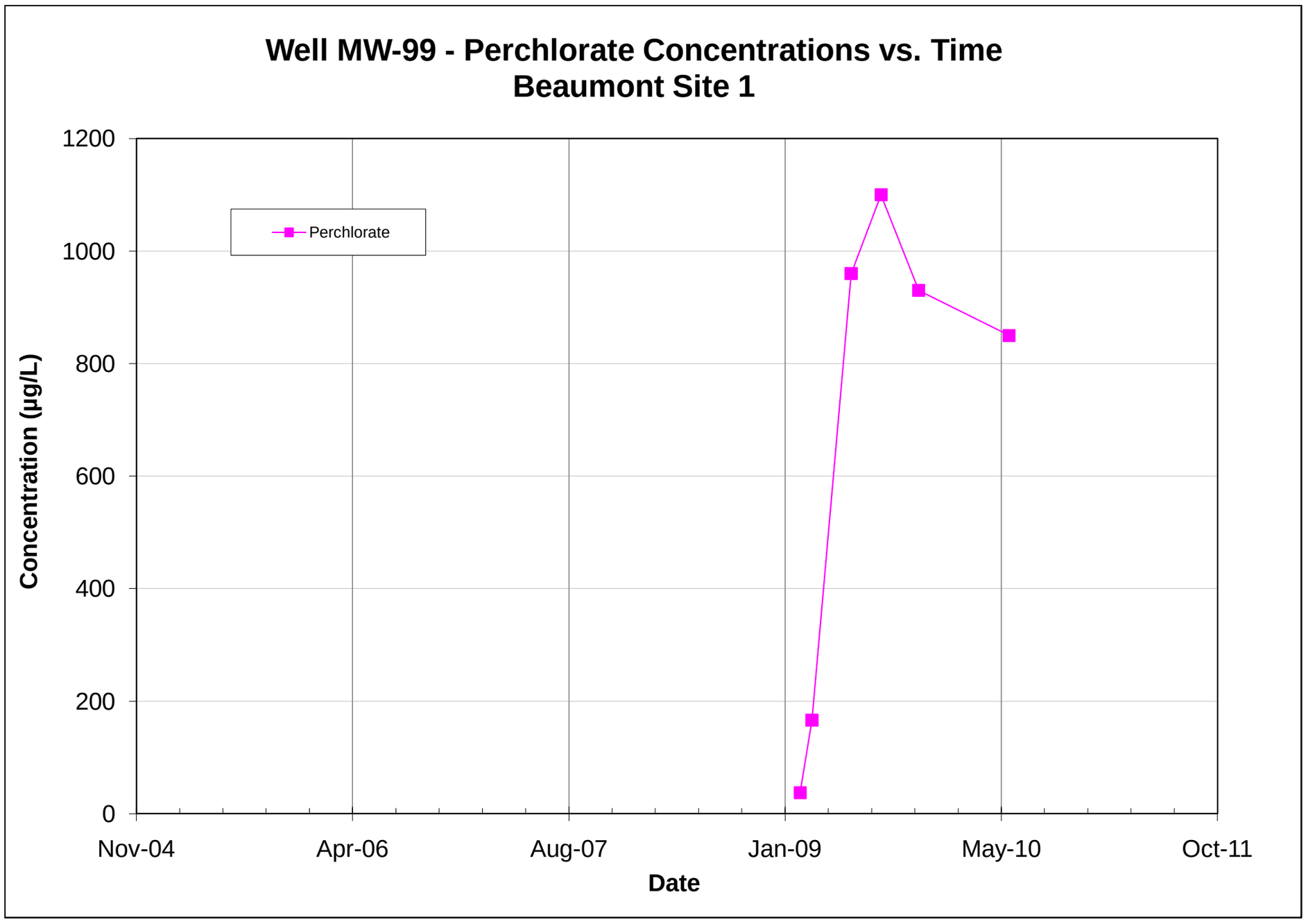

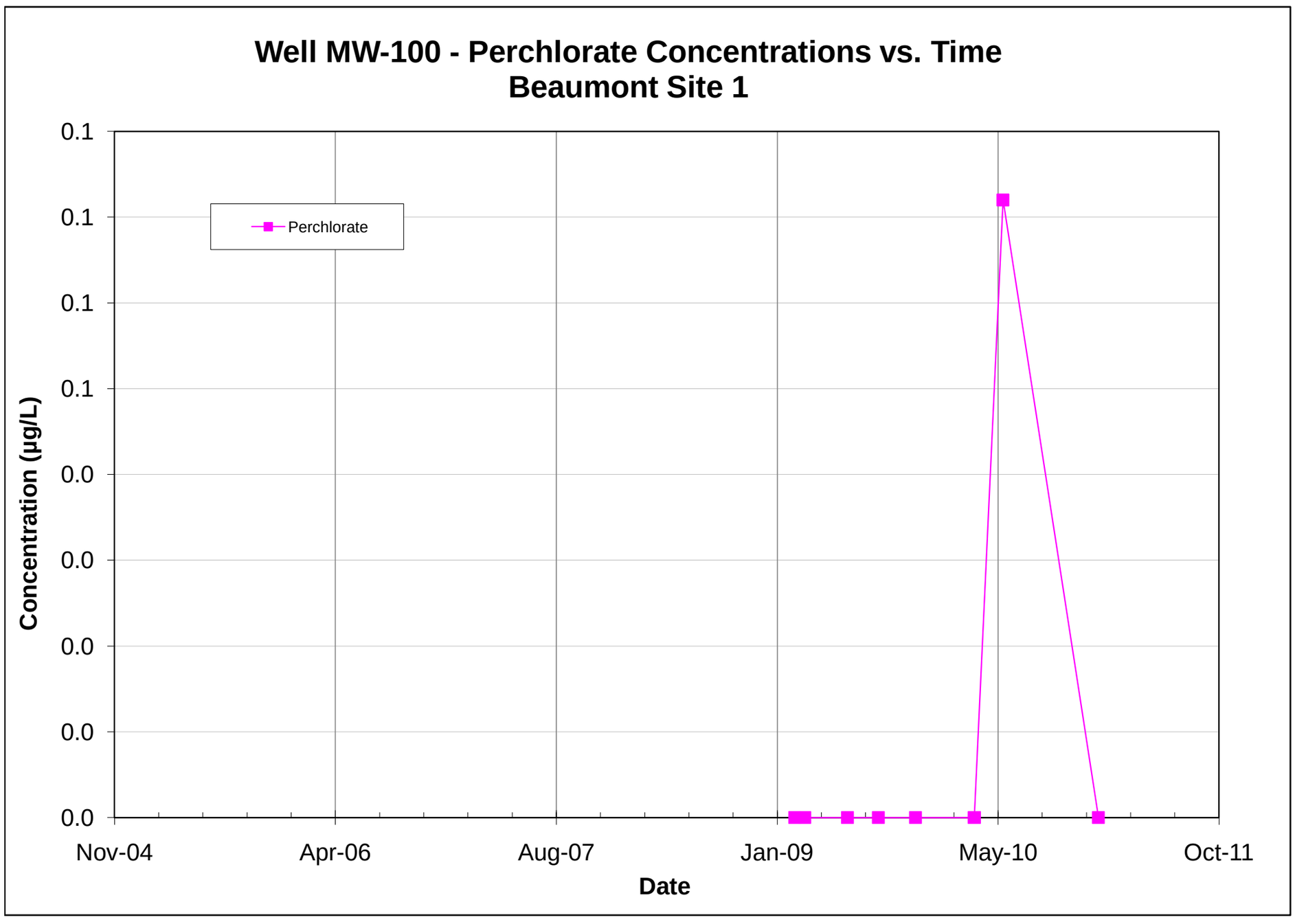

Note: All non-detections are set to zero for graphing purposes.

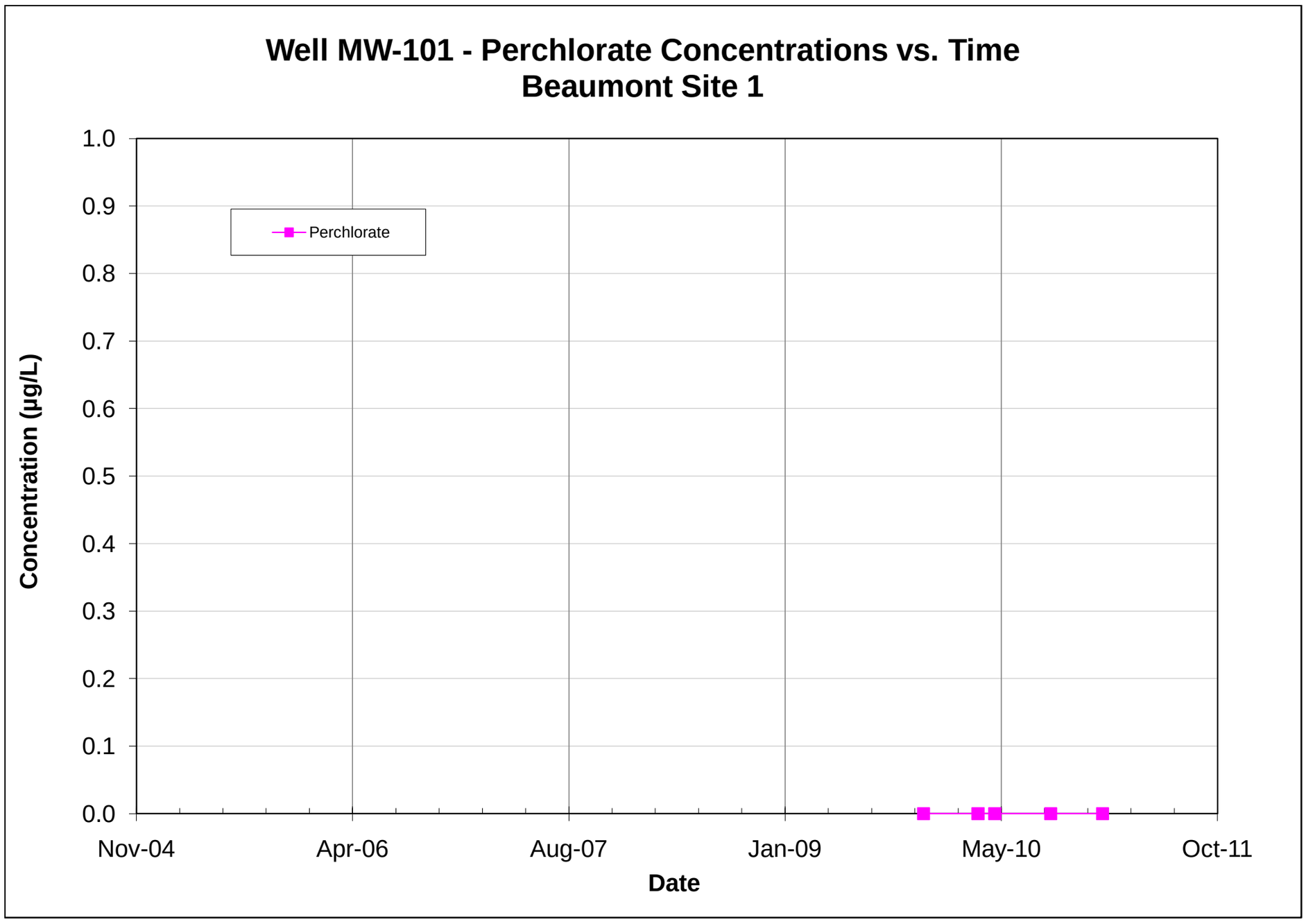

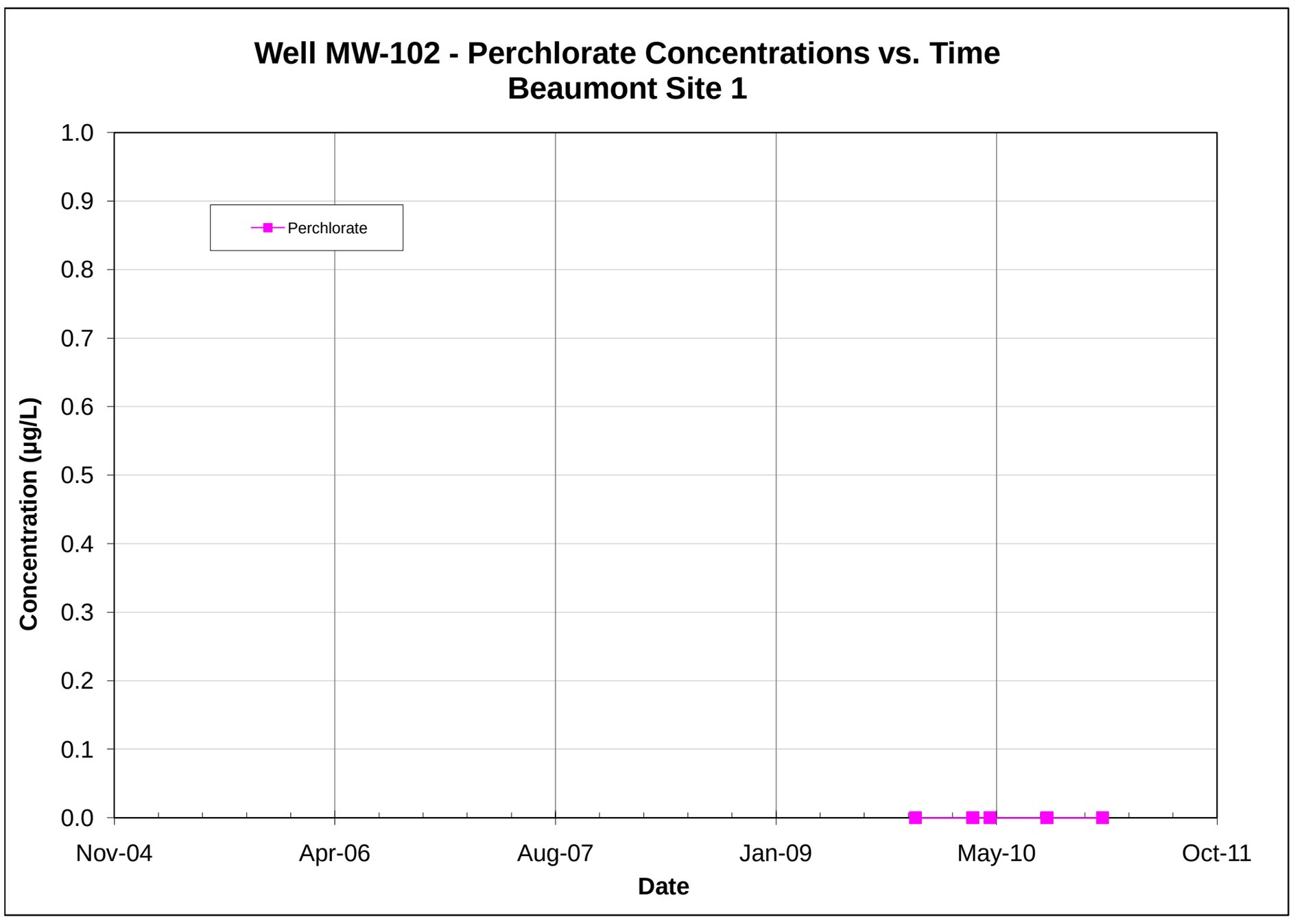

Note: All non-detections are set to zero for graphing purposes.

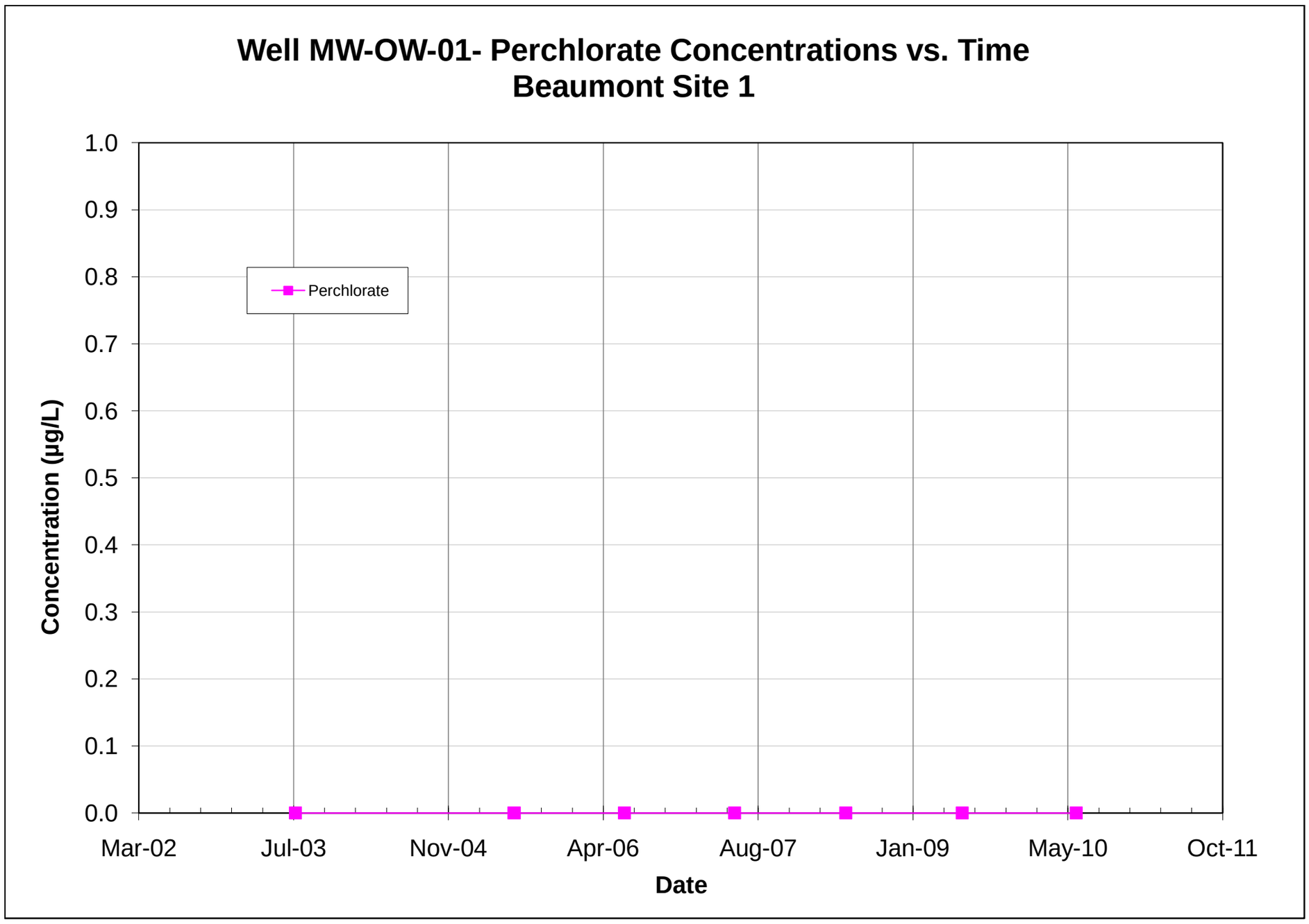

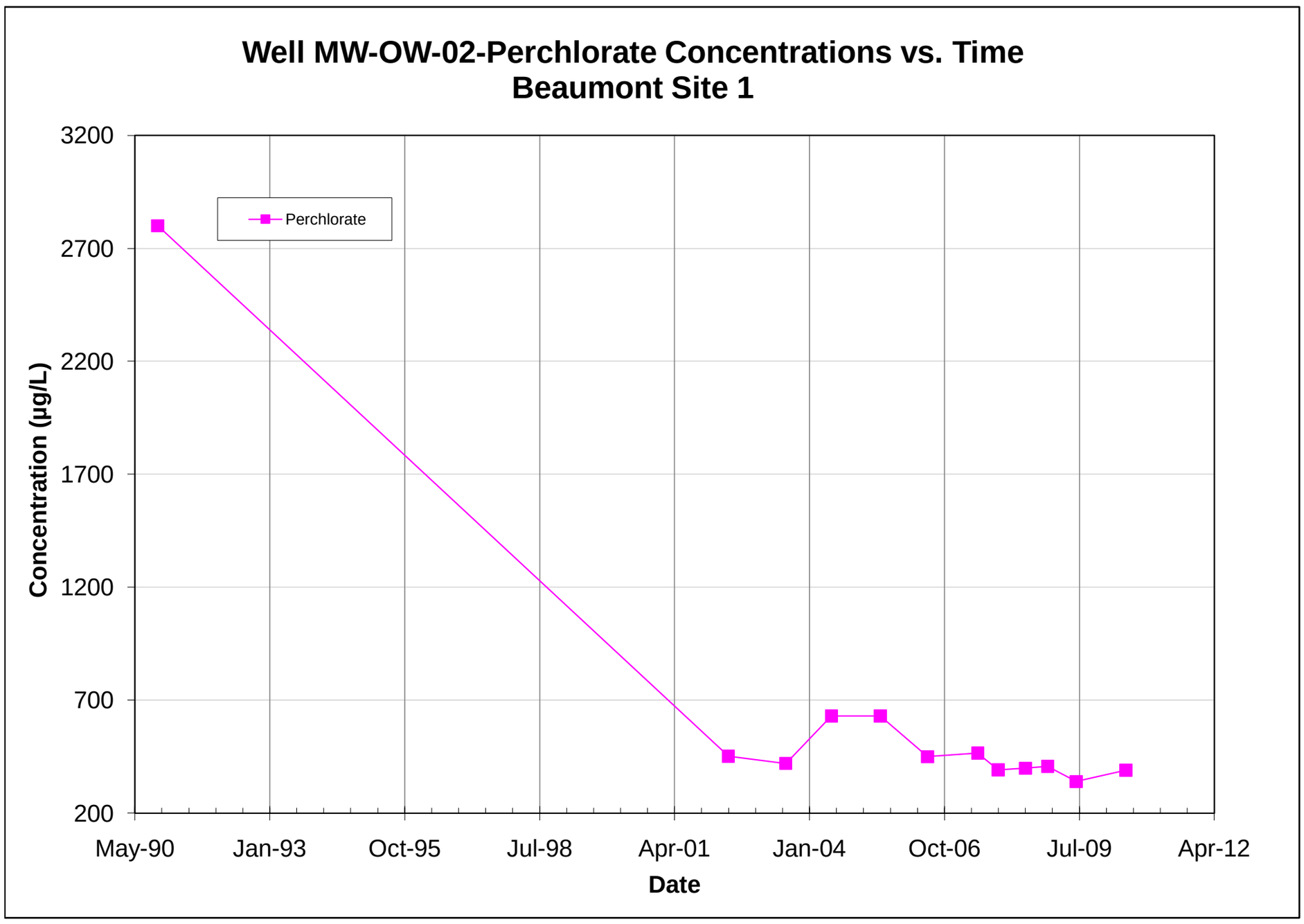

Note: All non-detections are set to zero for graphing purposes.

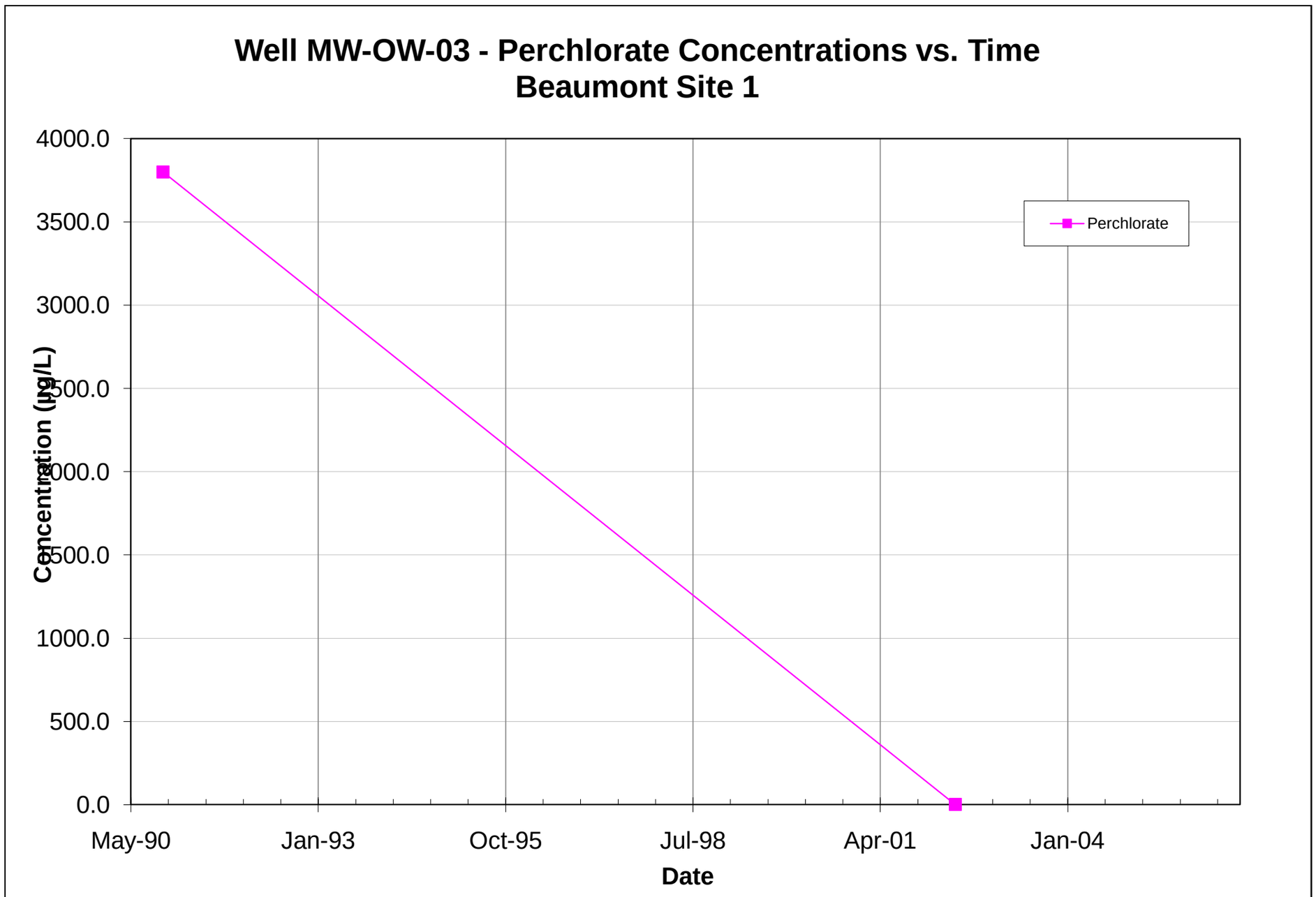

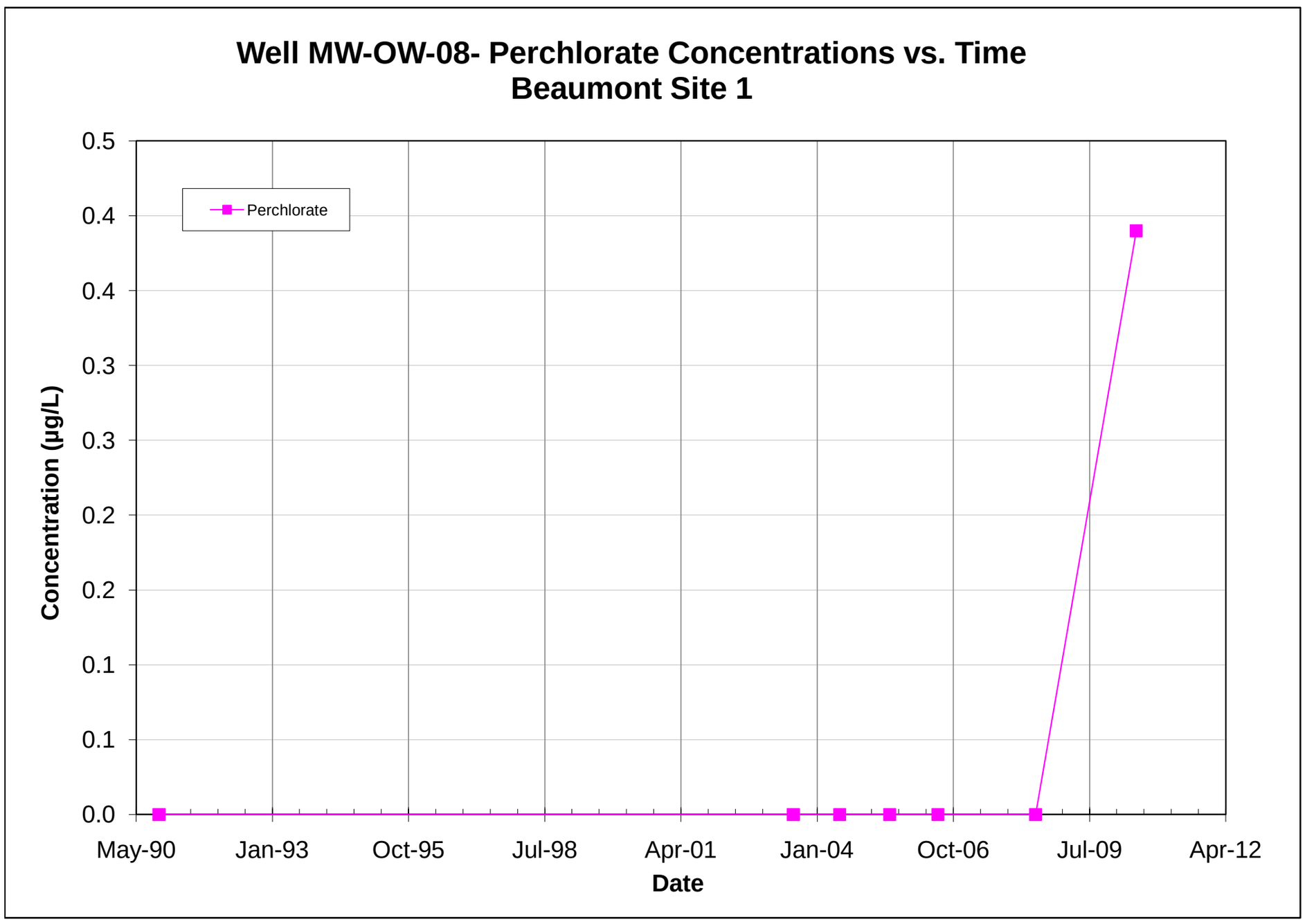

Note: All non-detections are set to zero for graphing purposes.

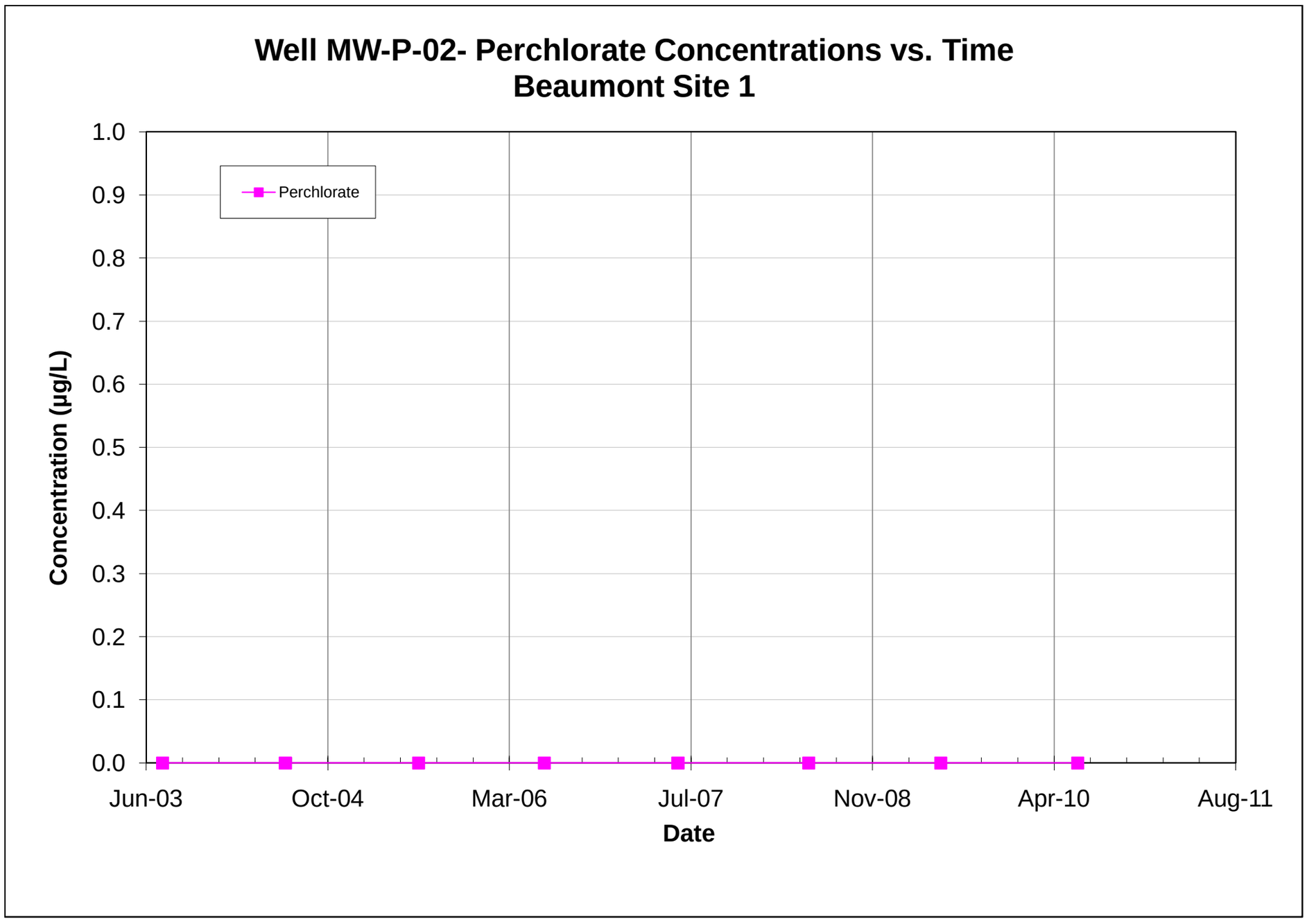

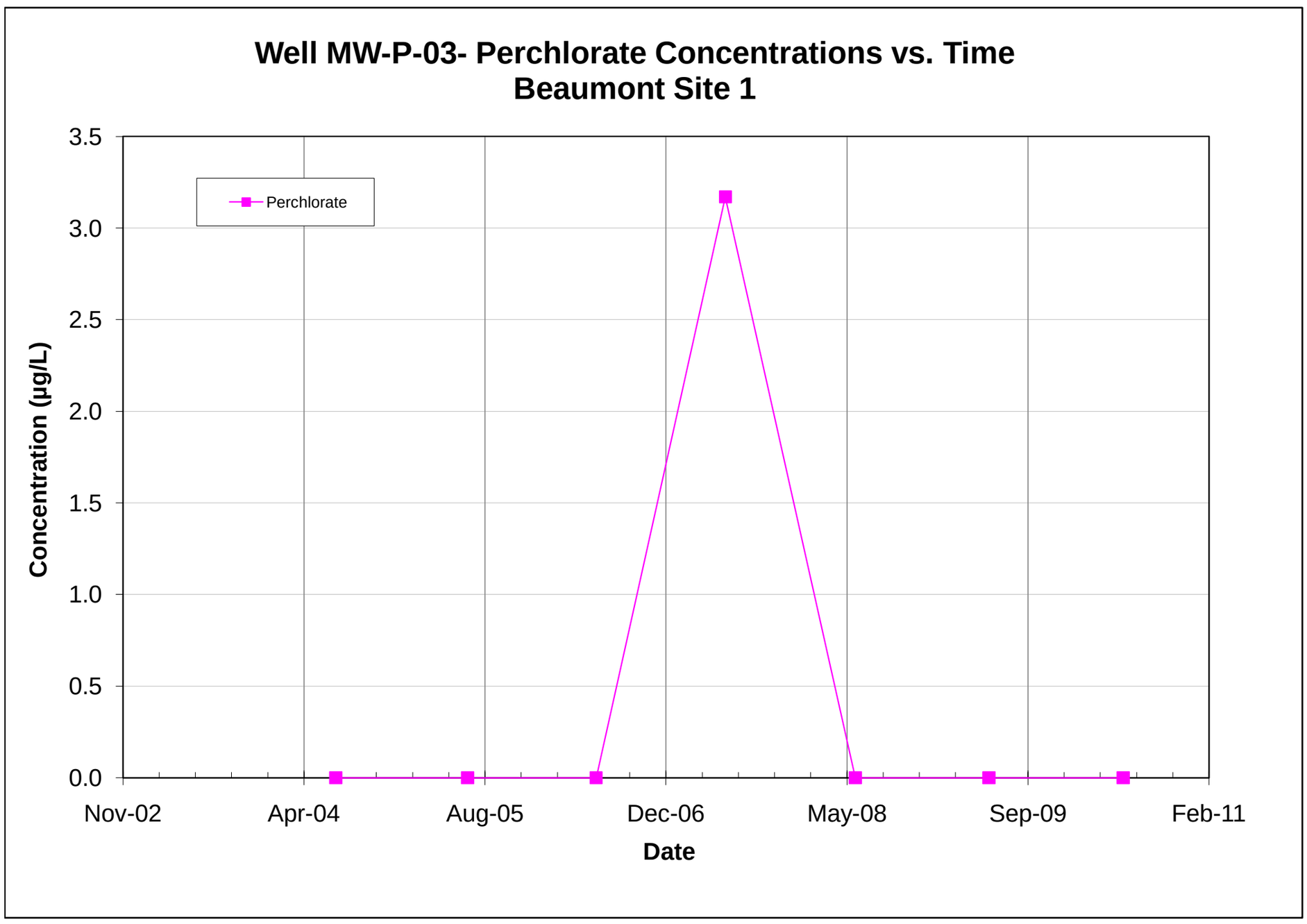

Note: All non-detections are set to zero for graphing purposes.

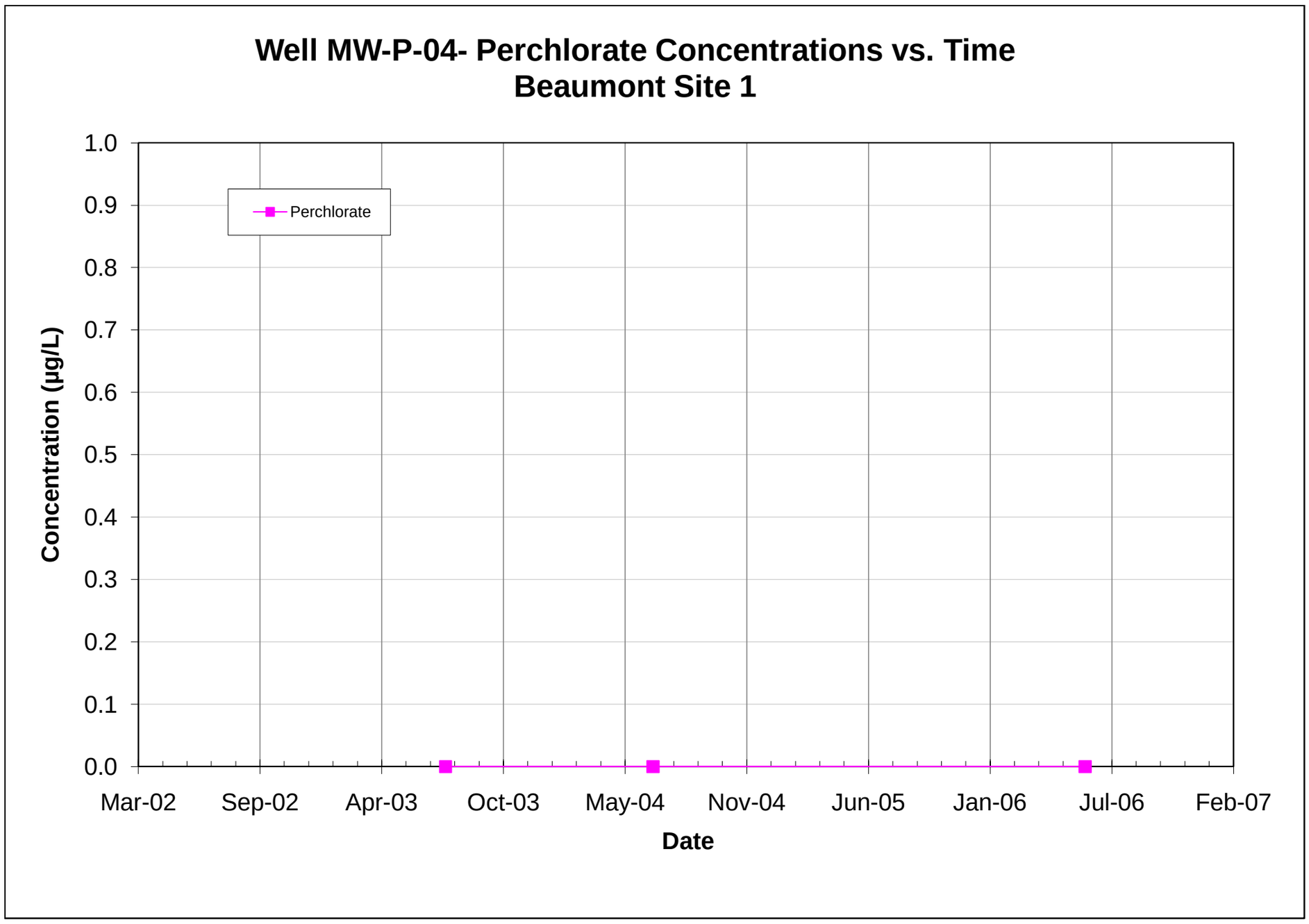

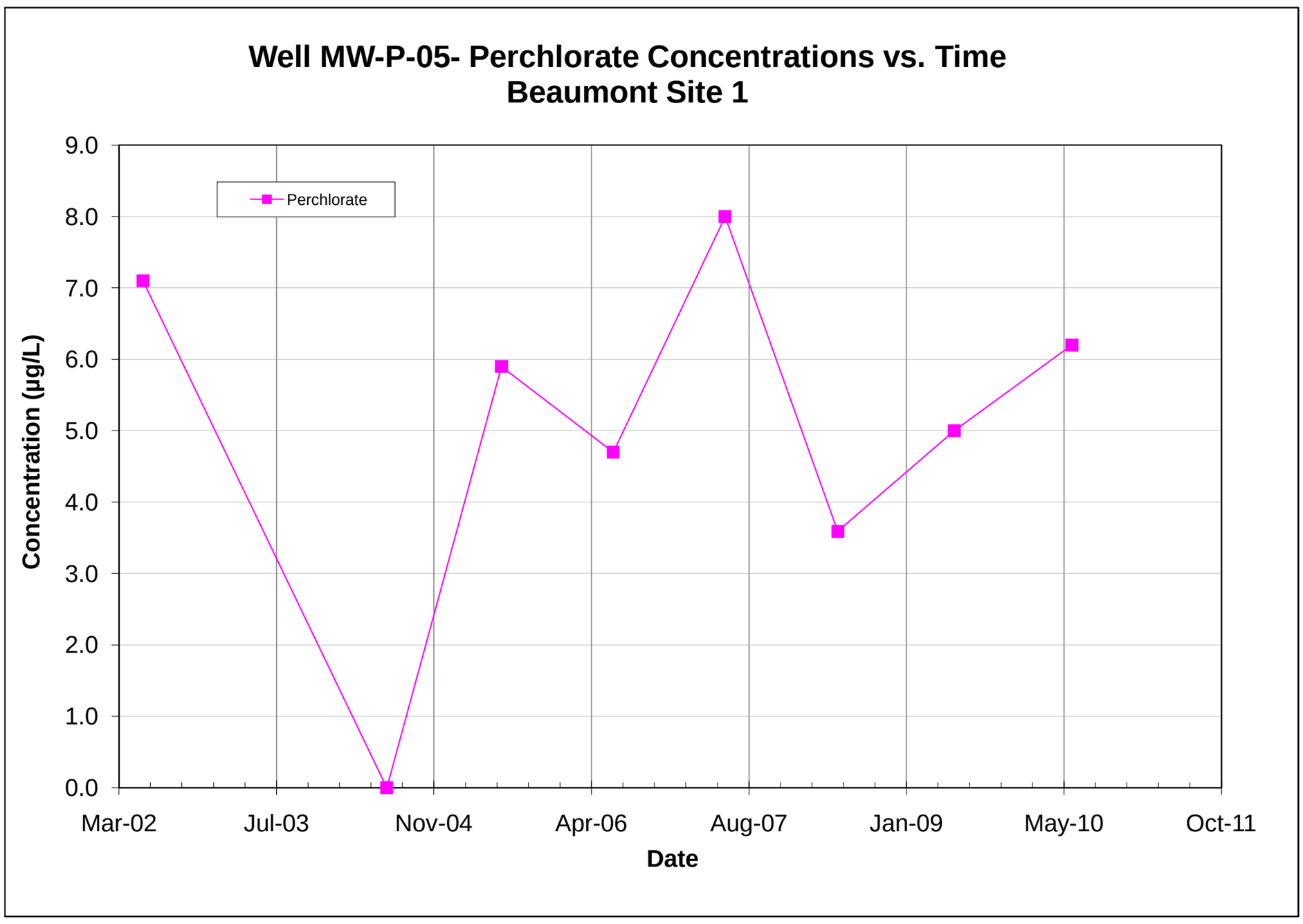

Note: All non-detections are set to zero for graphing purposes.

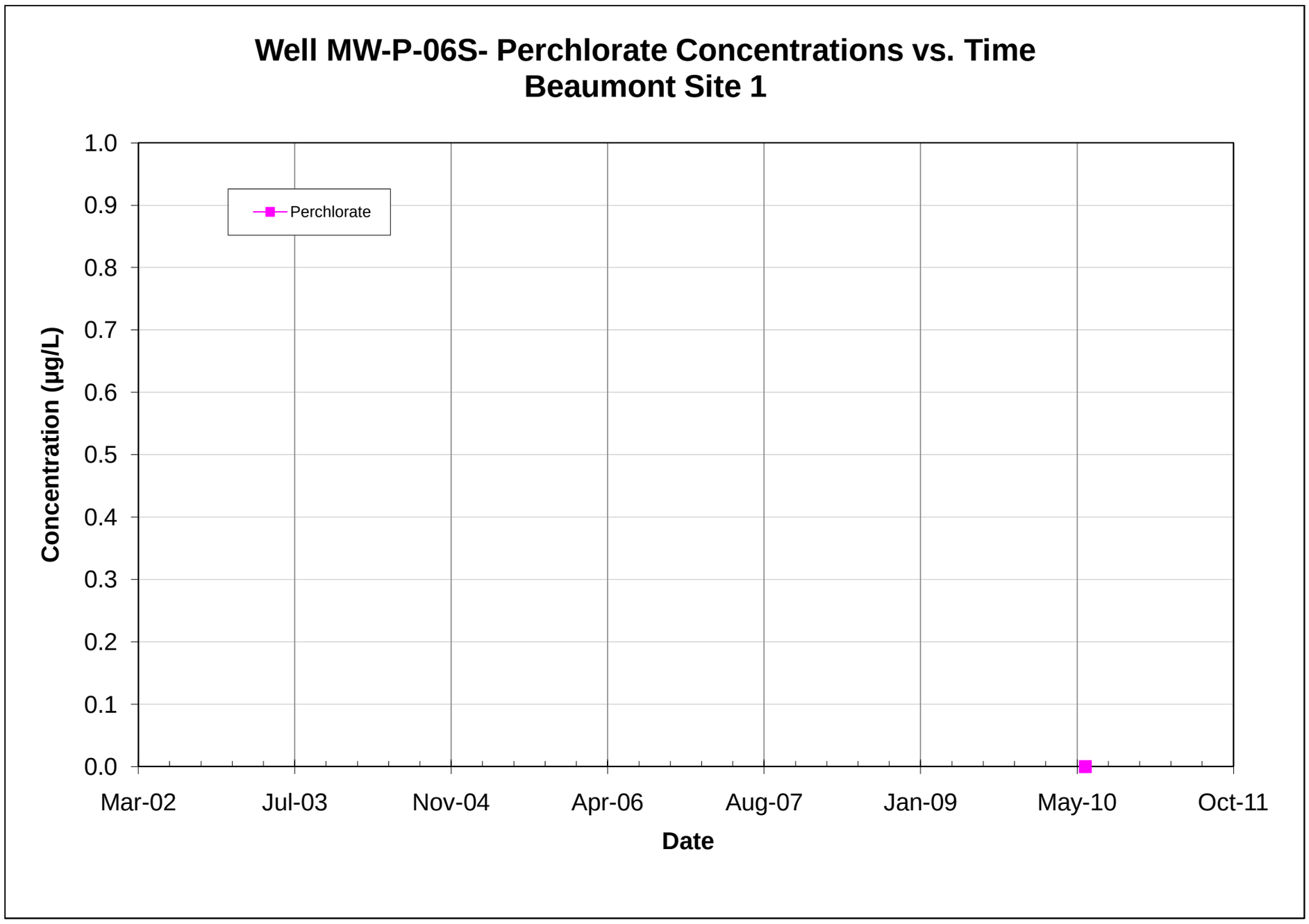

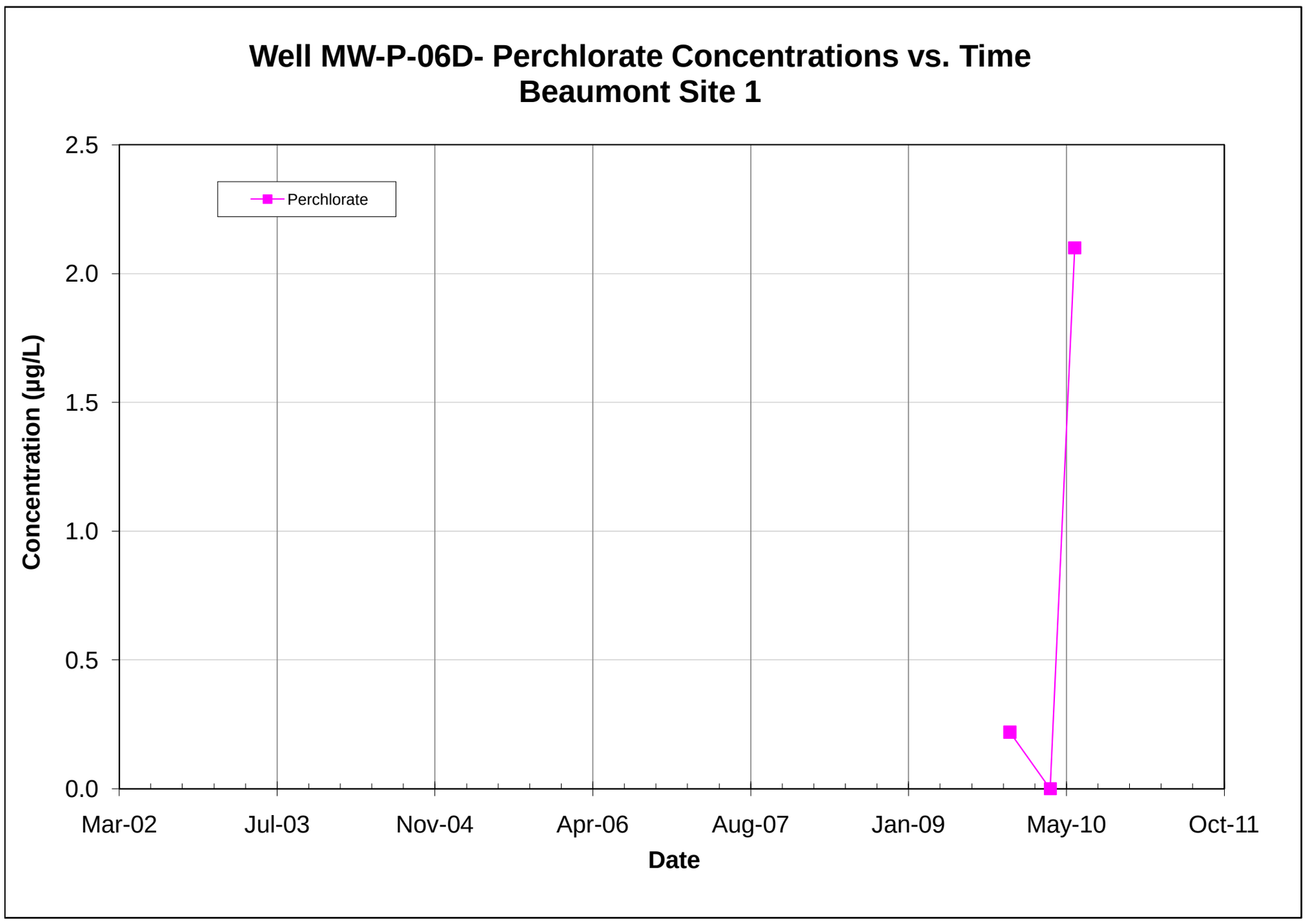

Note: All non-detections are set to zero for graphing purposes.

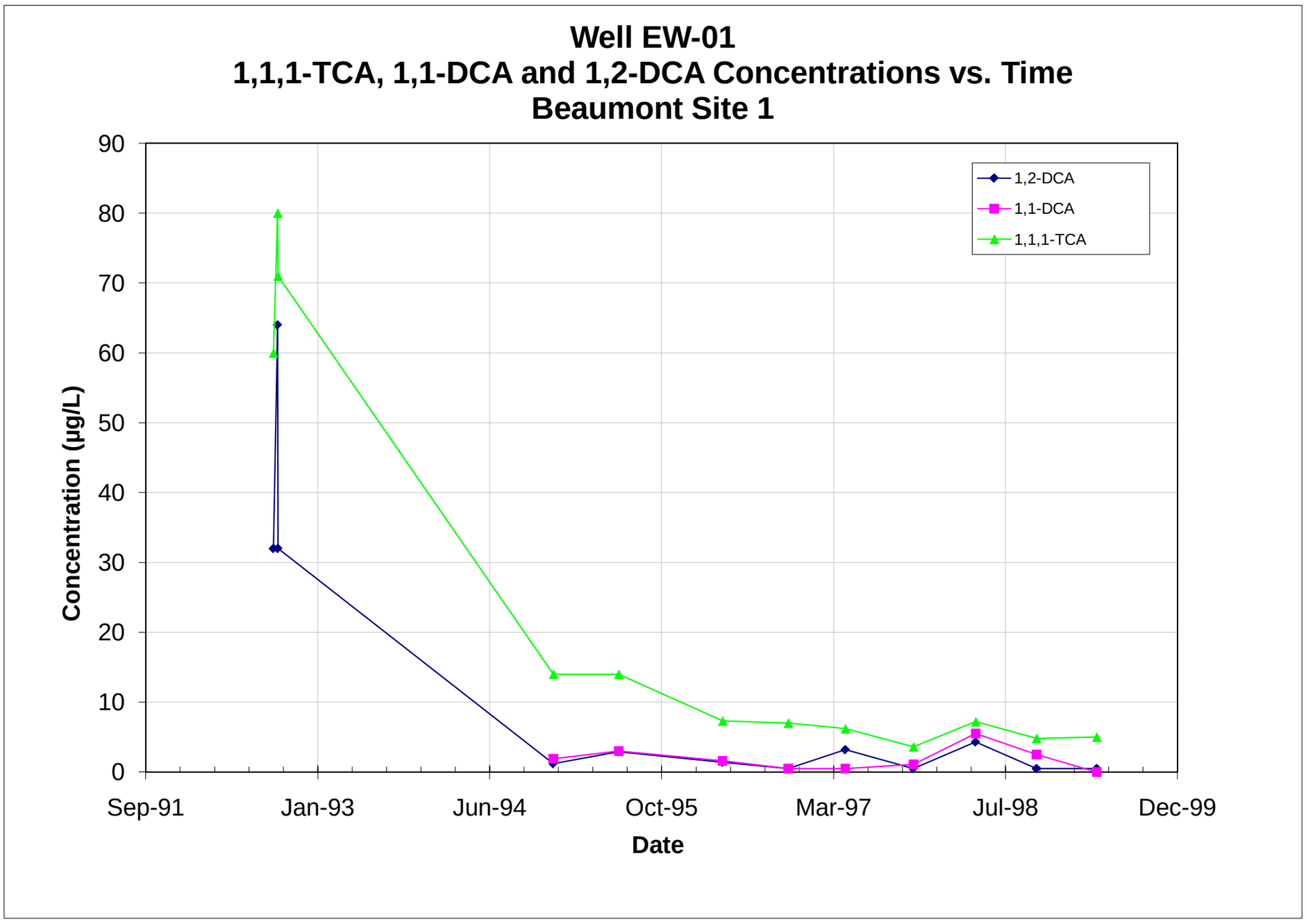

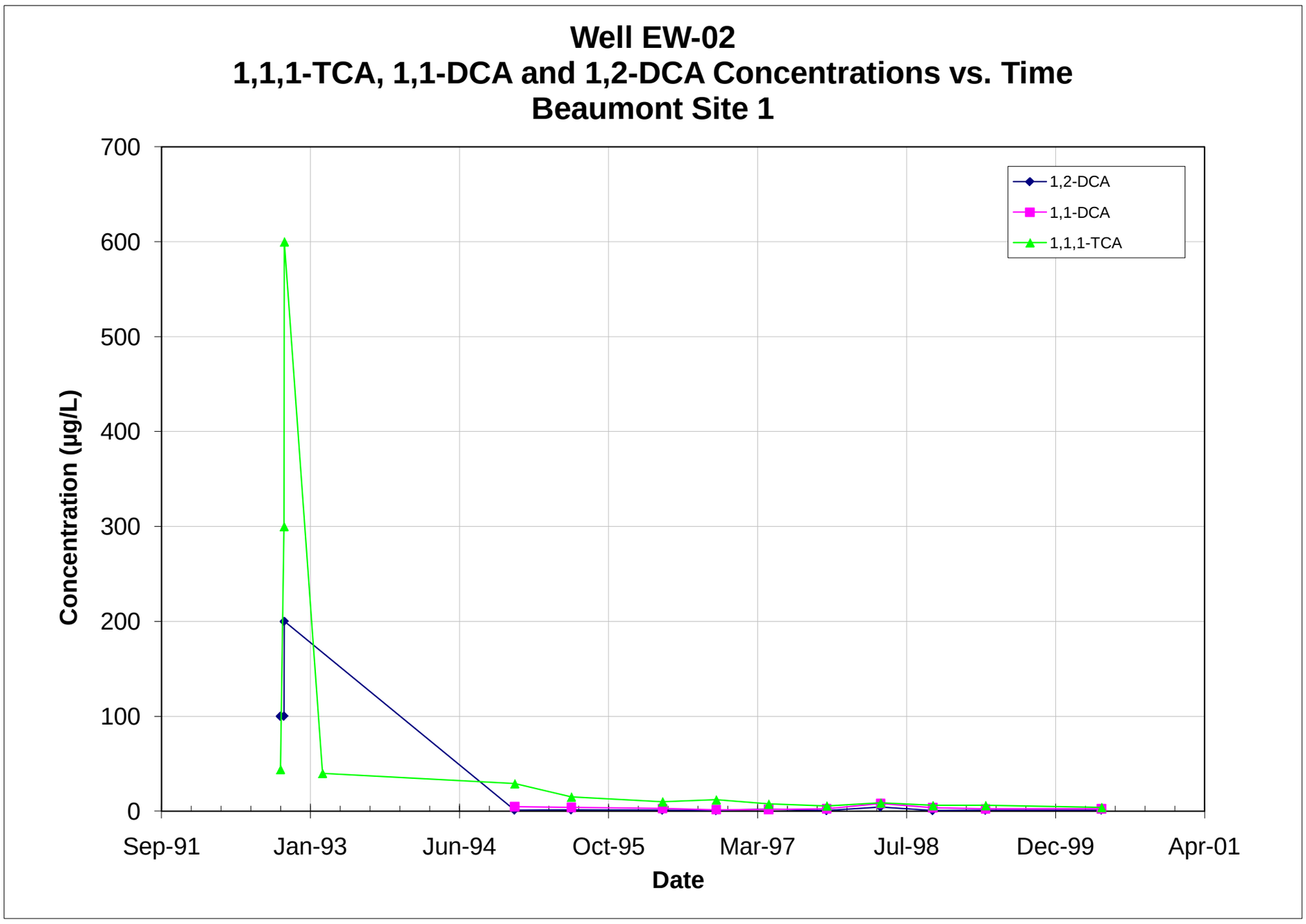

Note: All non-detections are set to zero for graphing purposes.

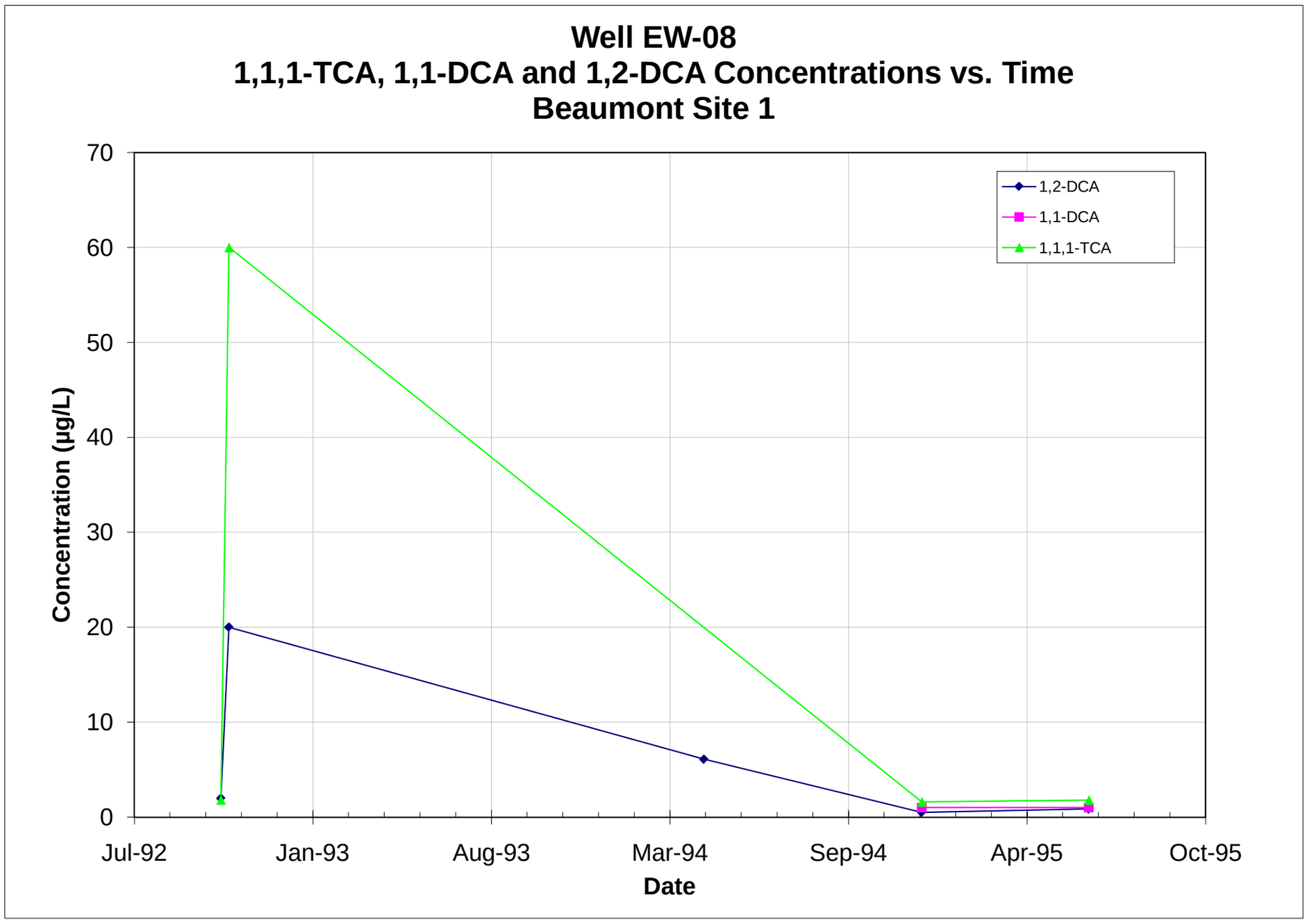

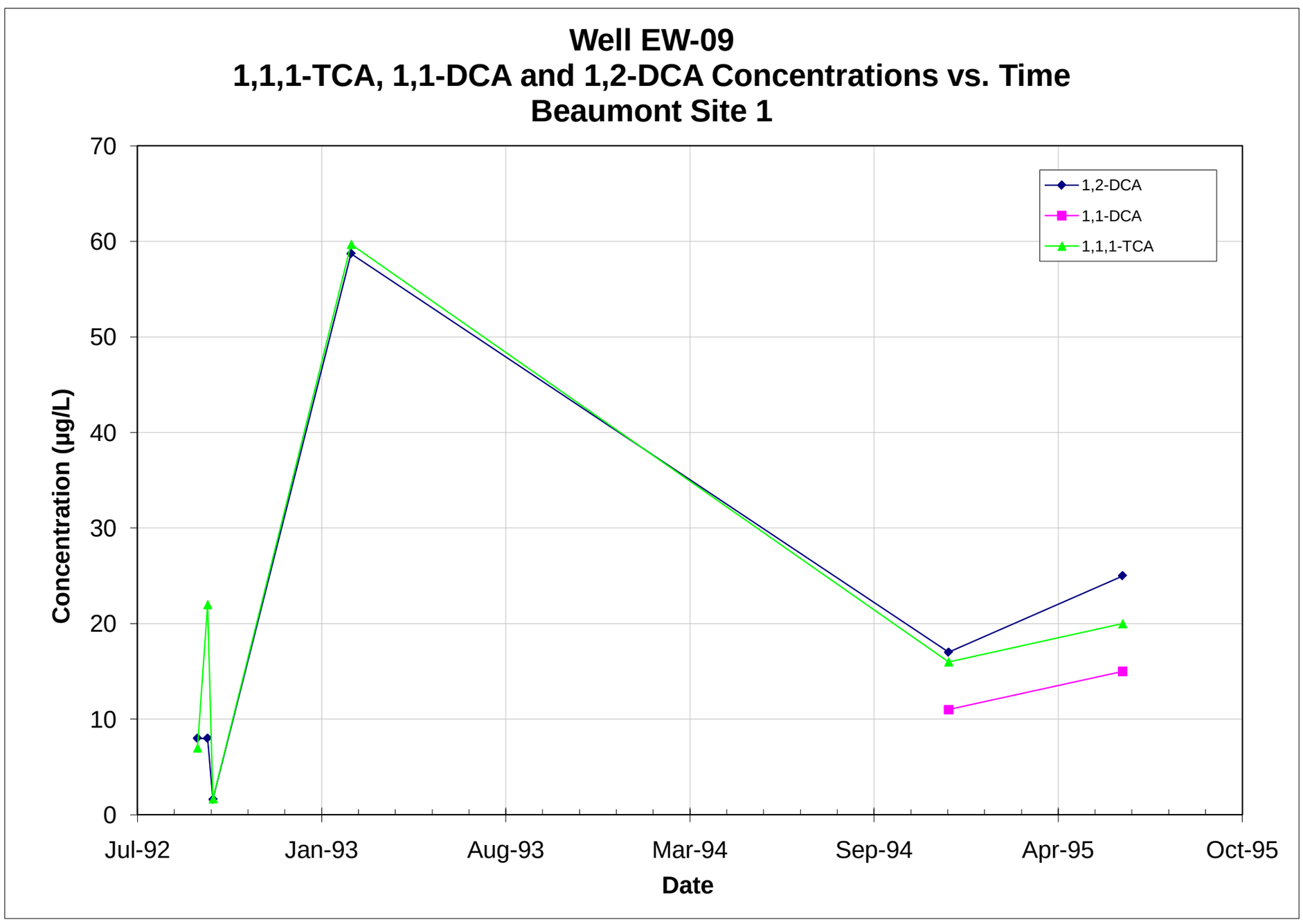

Note: All non-detections are set to zero for graphing purposes.

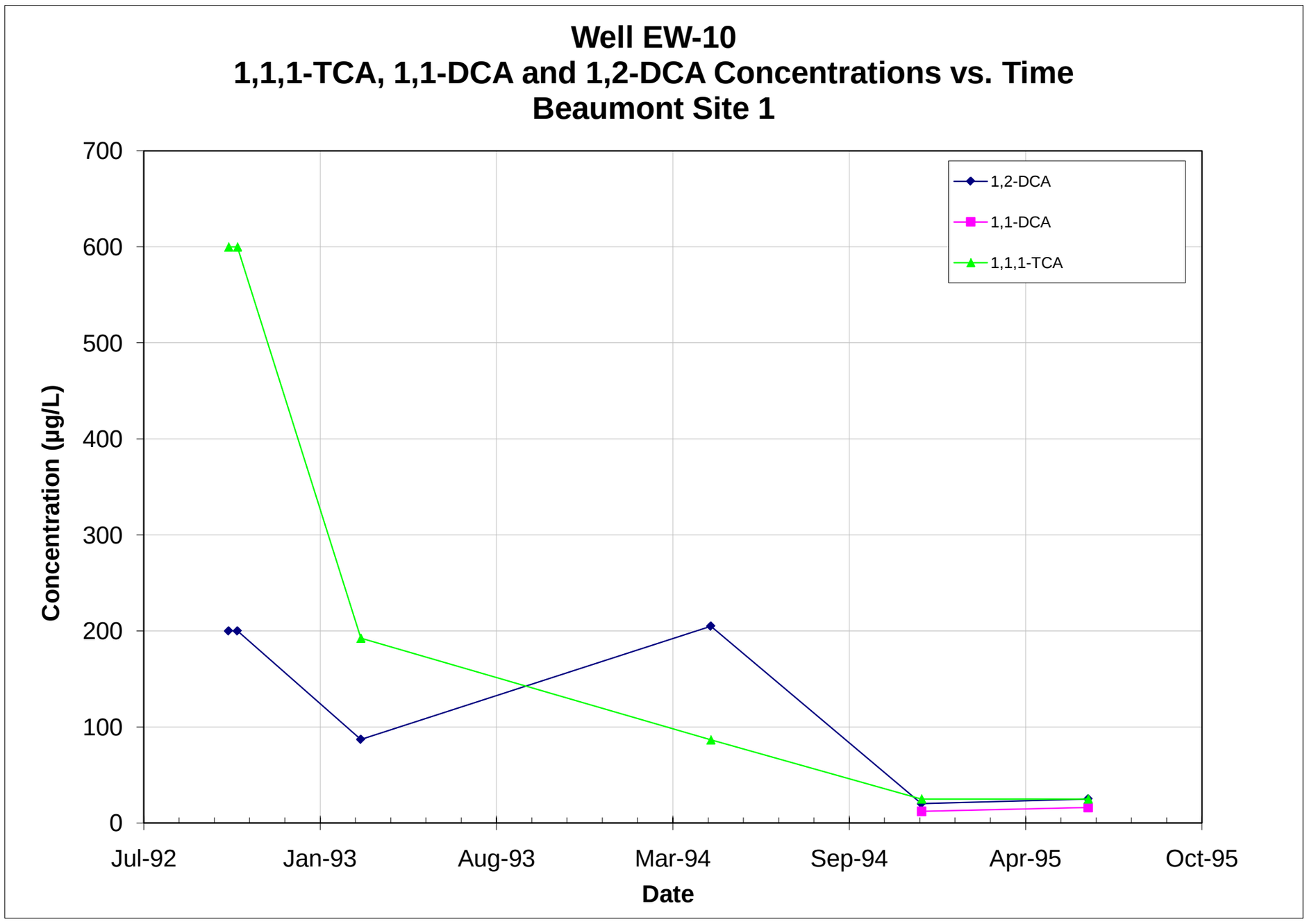

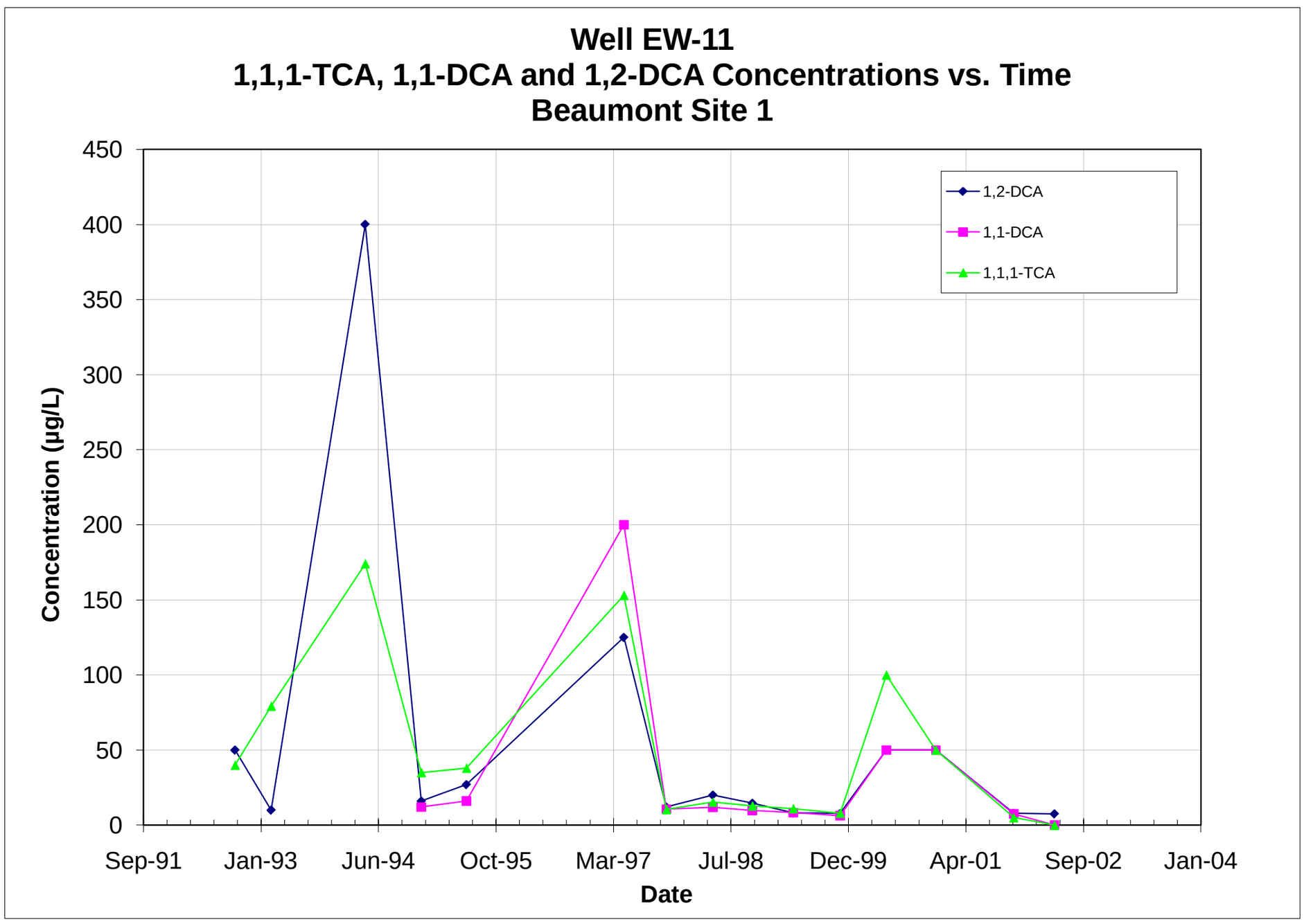

Note: All non-detections are set to zero for graphing purposes.

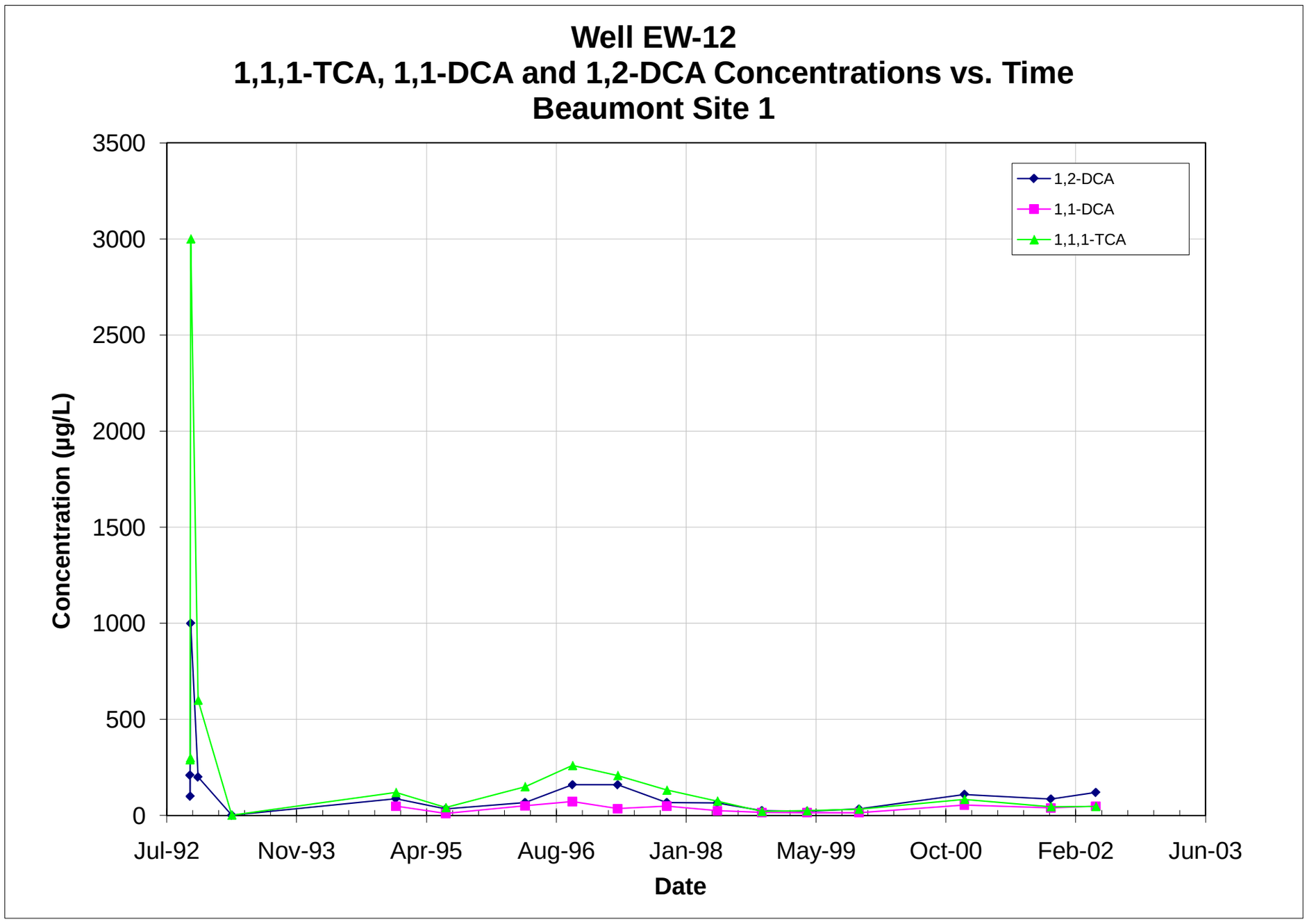

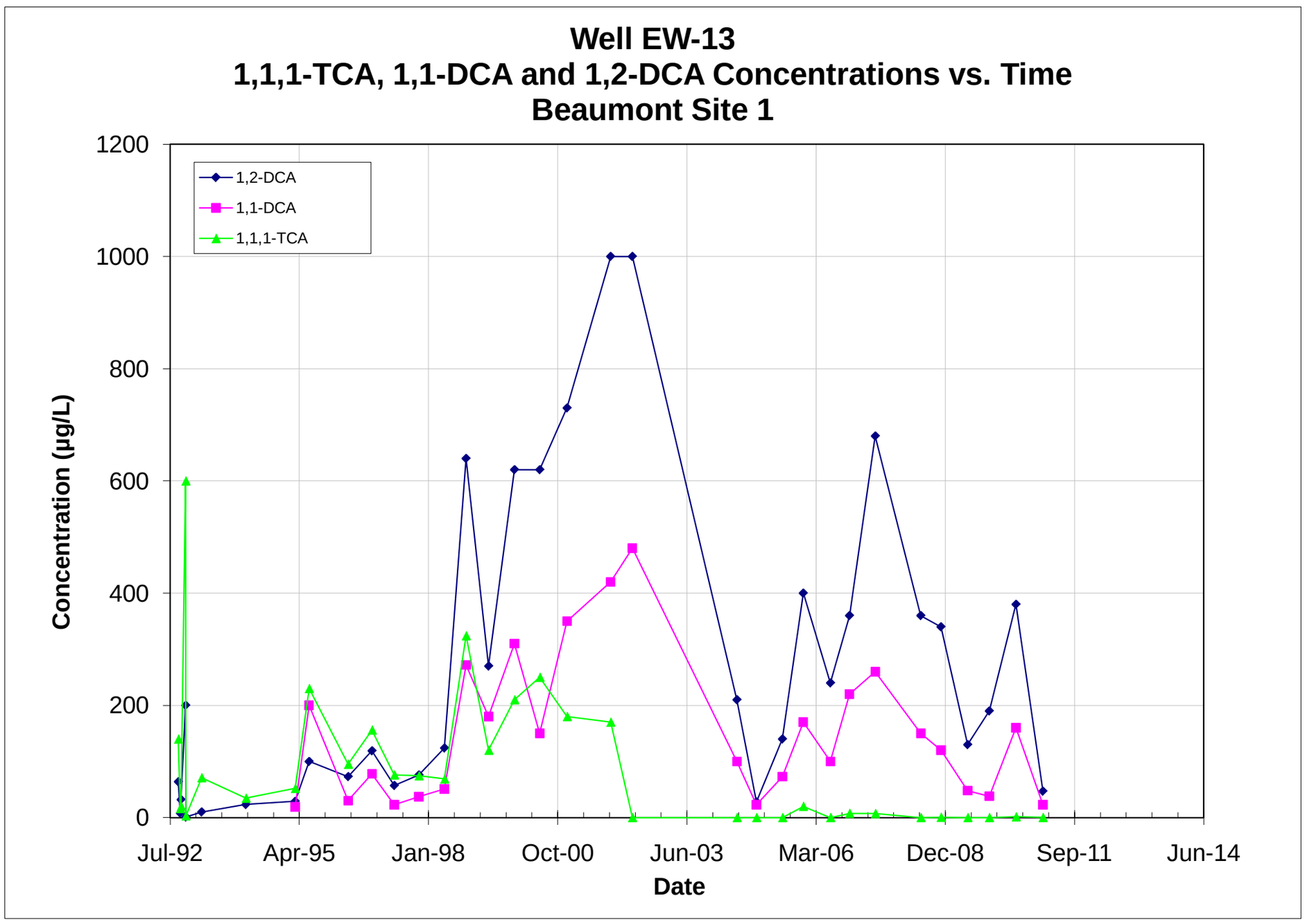

Note: All non-detections are set to zero for graphing purposes.

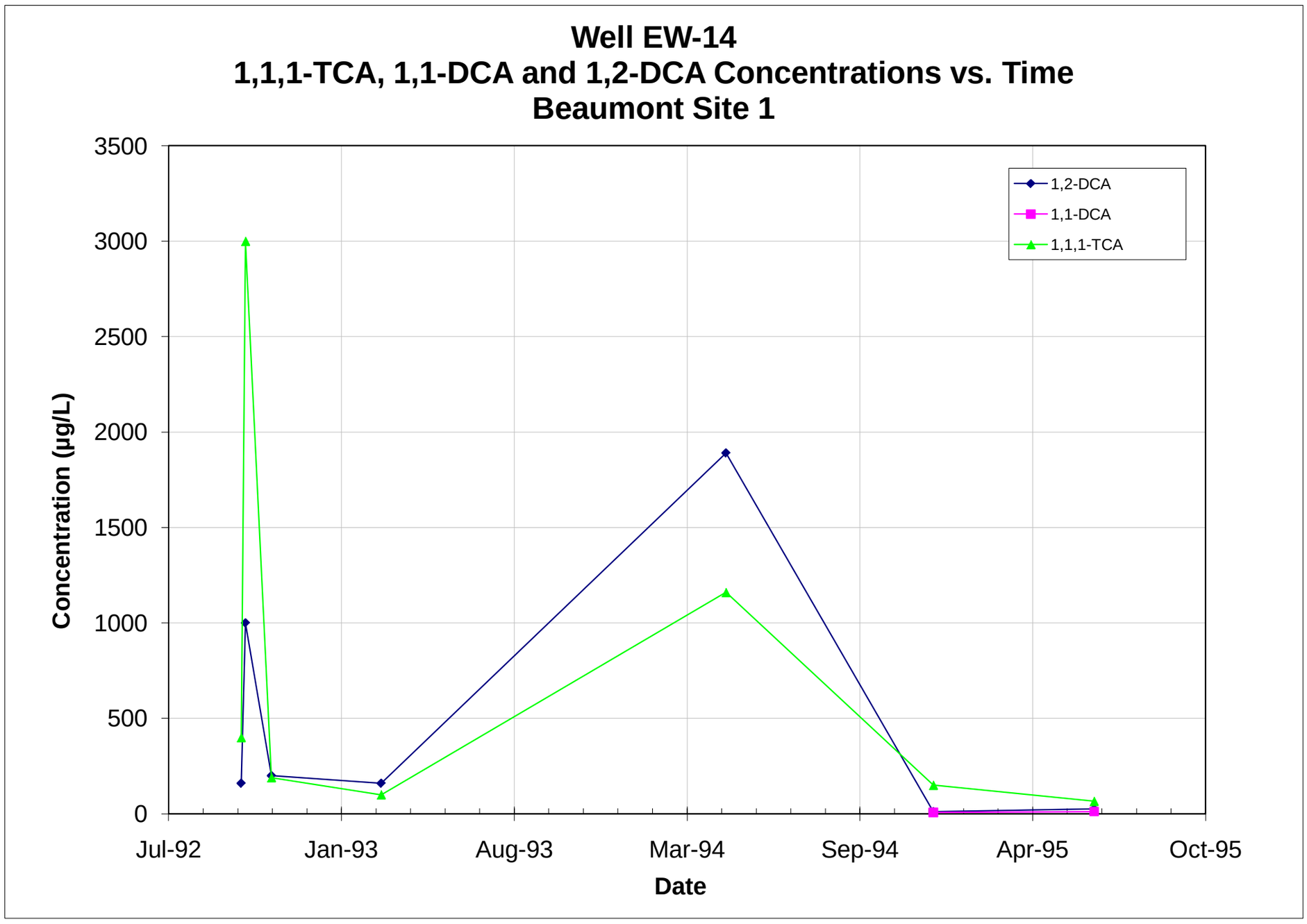

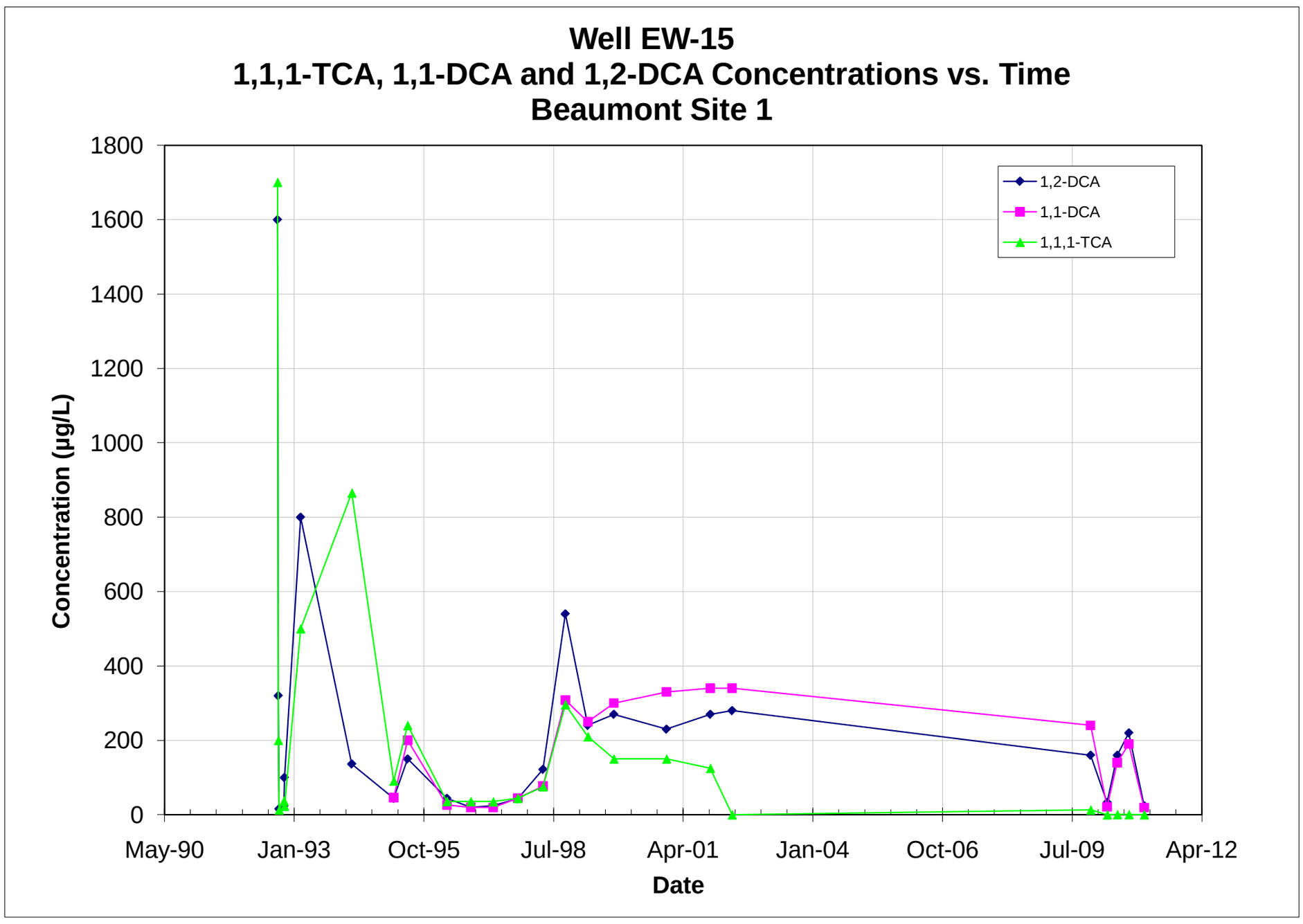

Note: All non-detections are set to zero for graphing purposes.

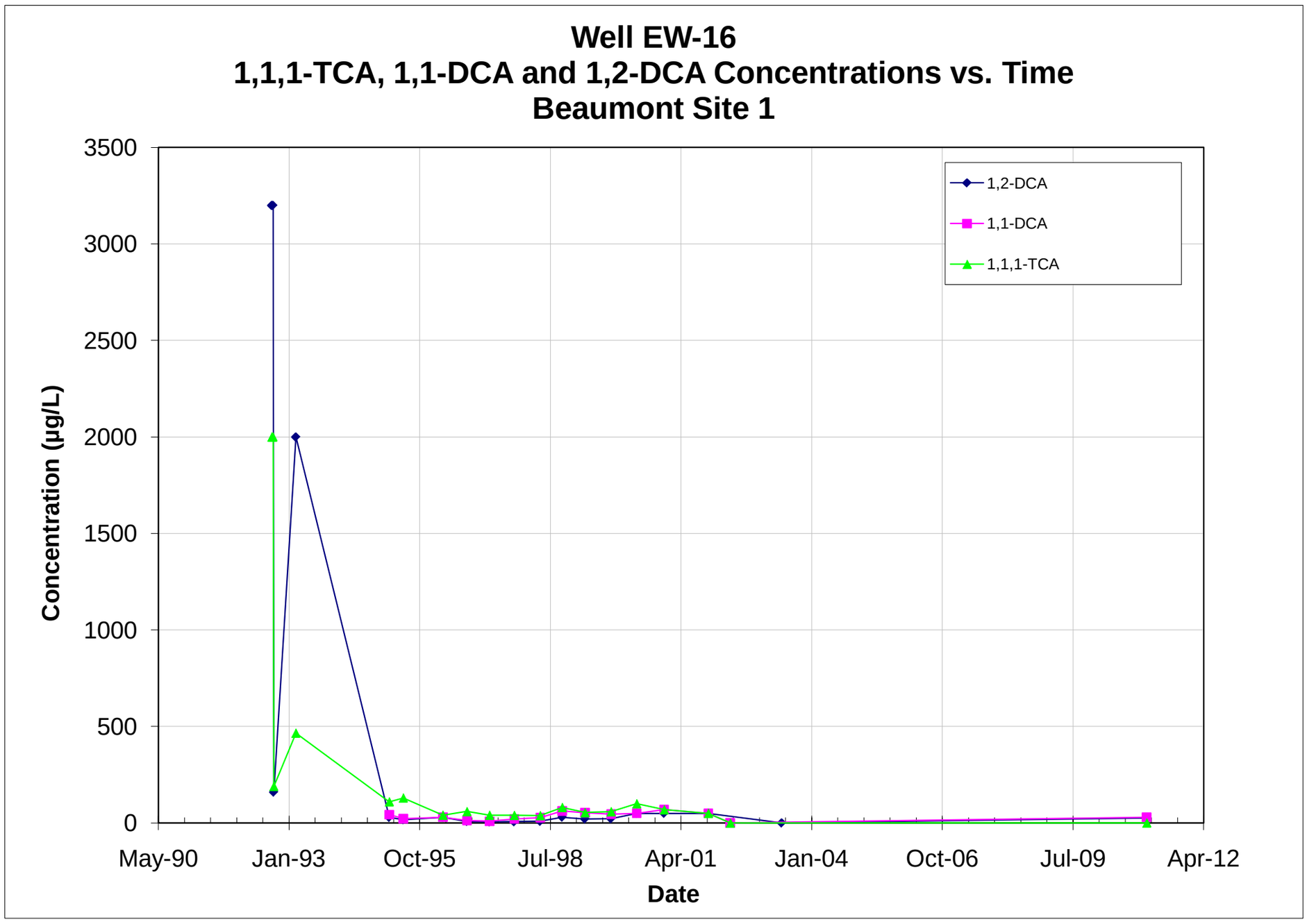

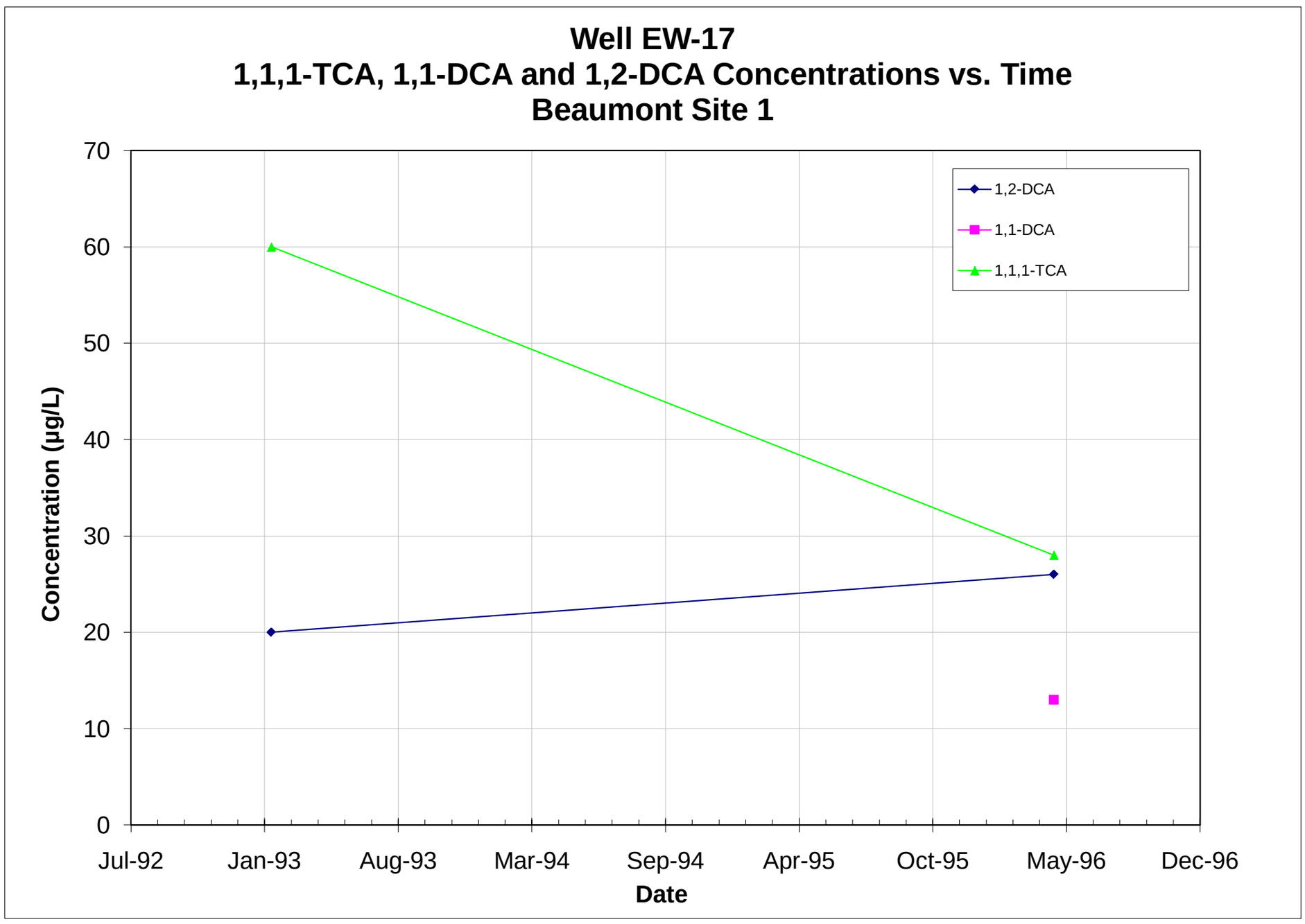

Note: All non-detections are set to zero for graphing purposes.

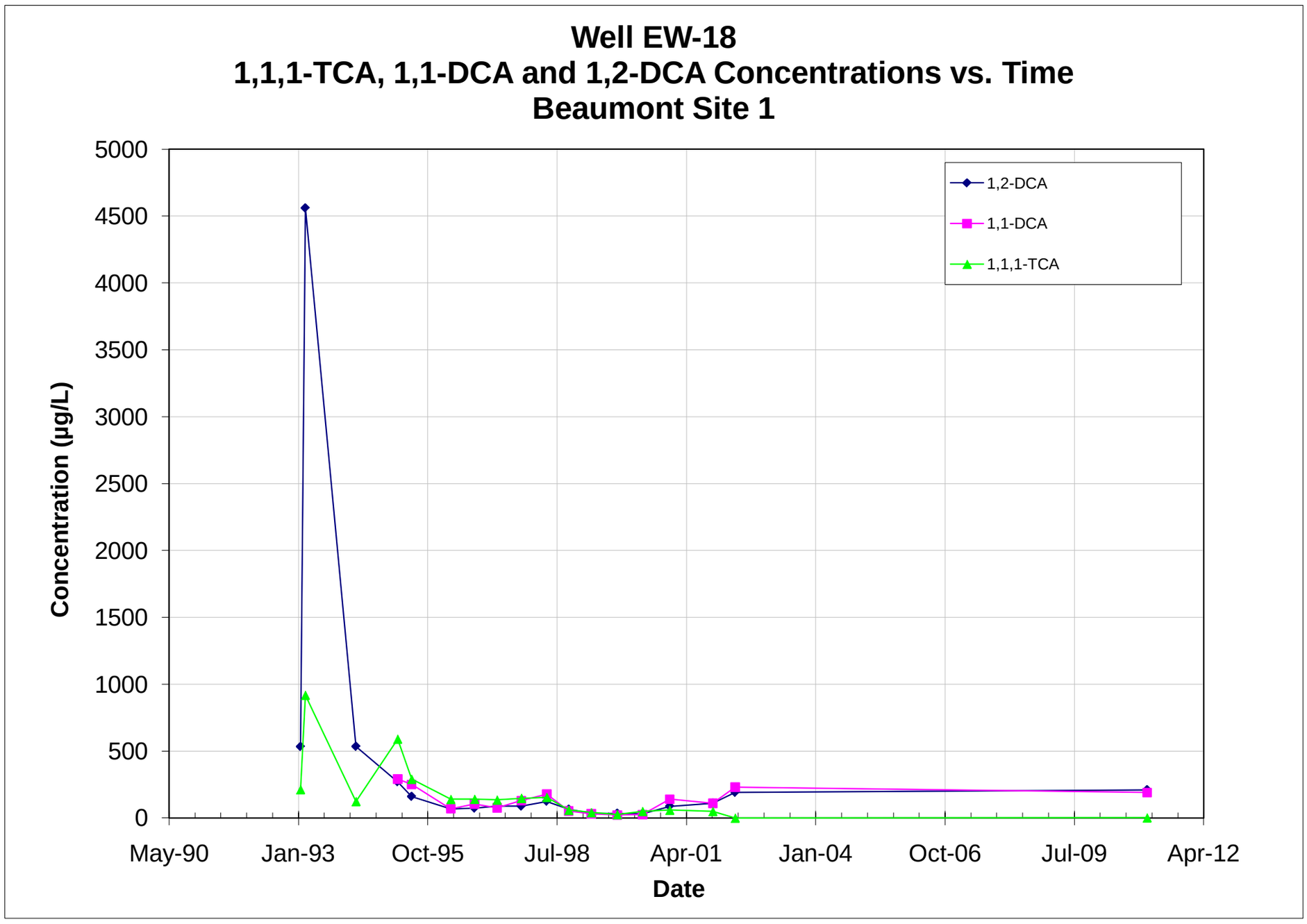

Note: All non-detections are set to zero for graphing purposes.

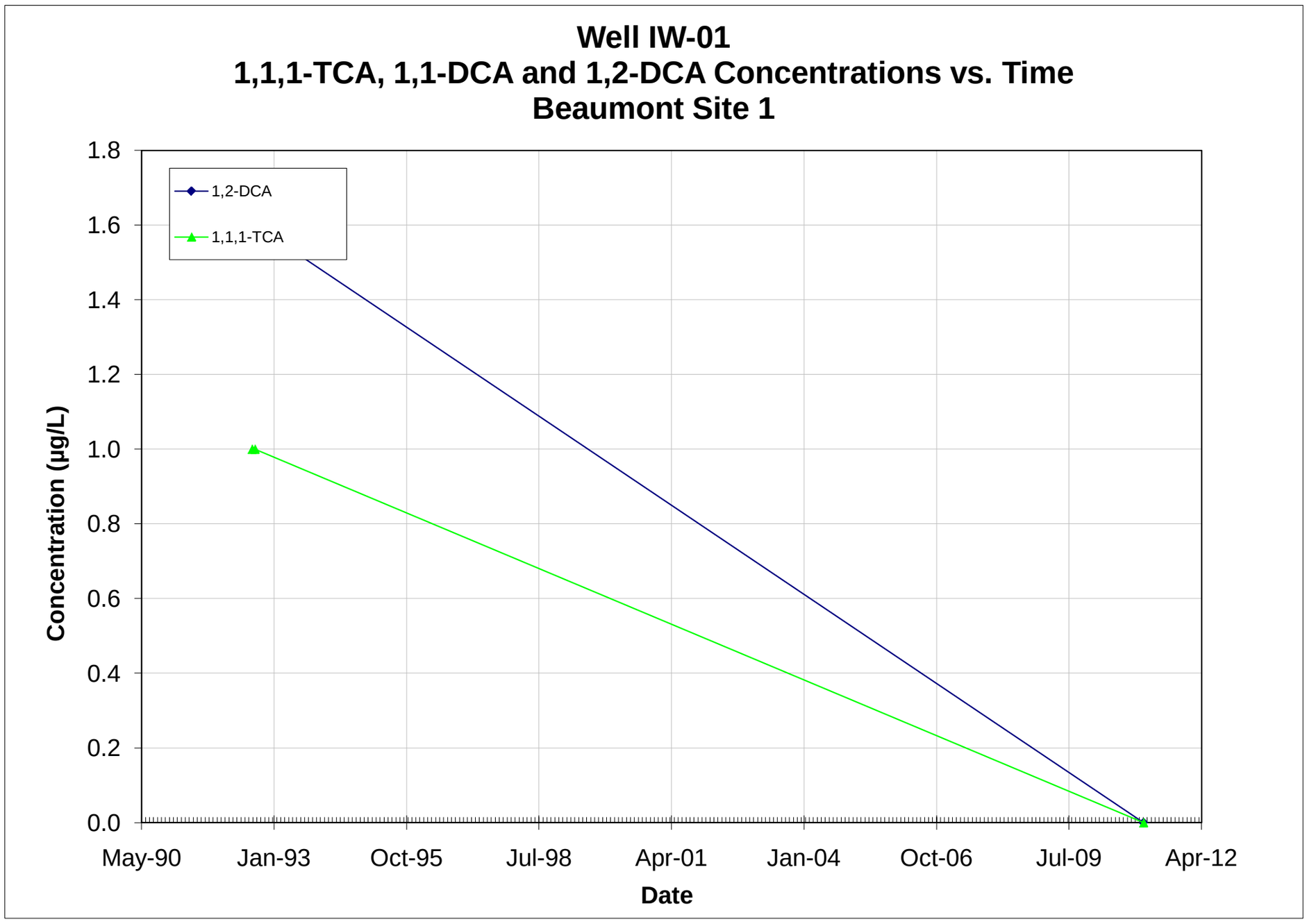

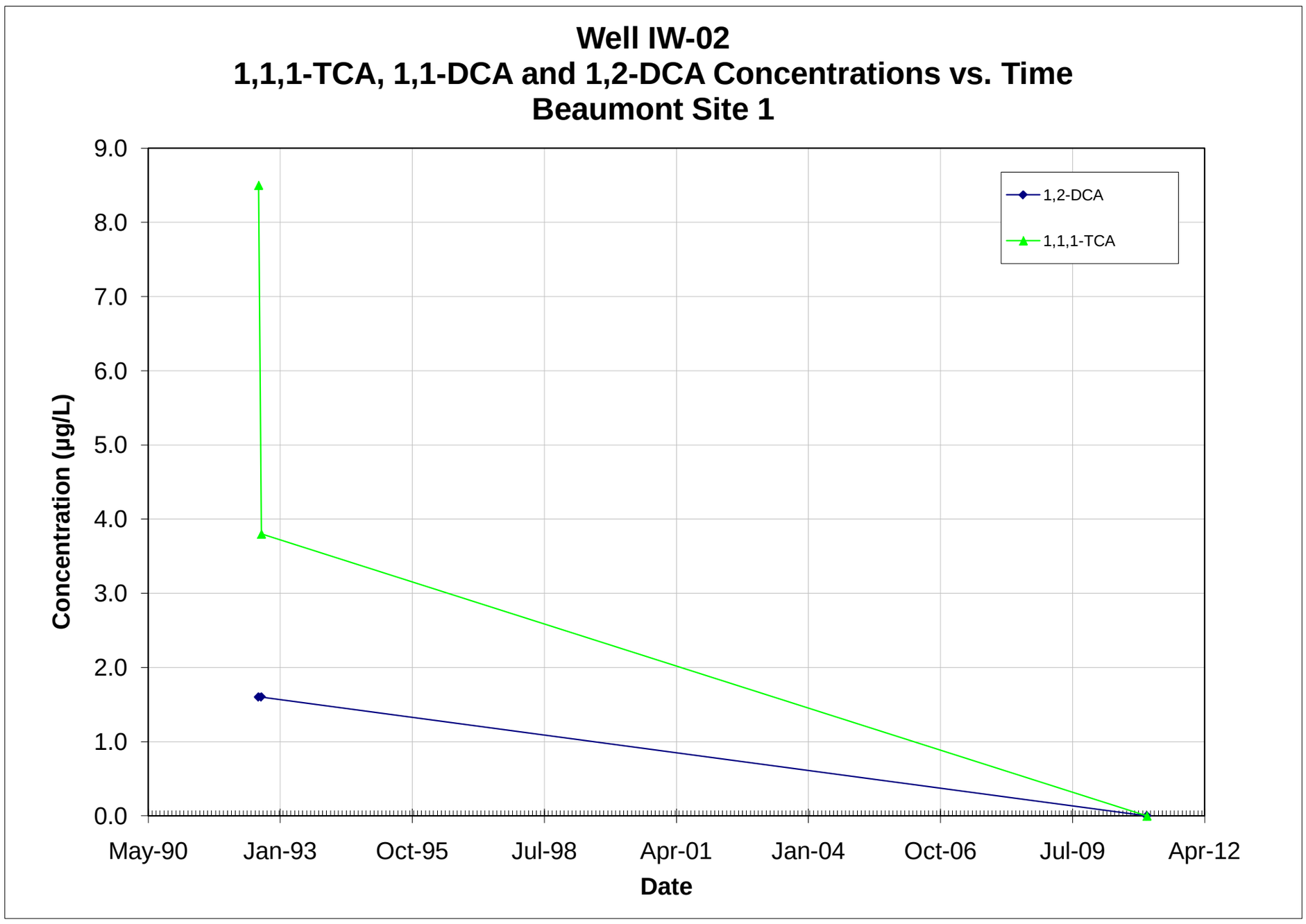

Note: All non-detections are set to zero for graphing purposes.

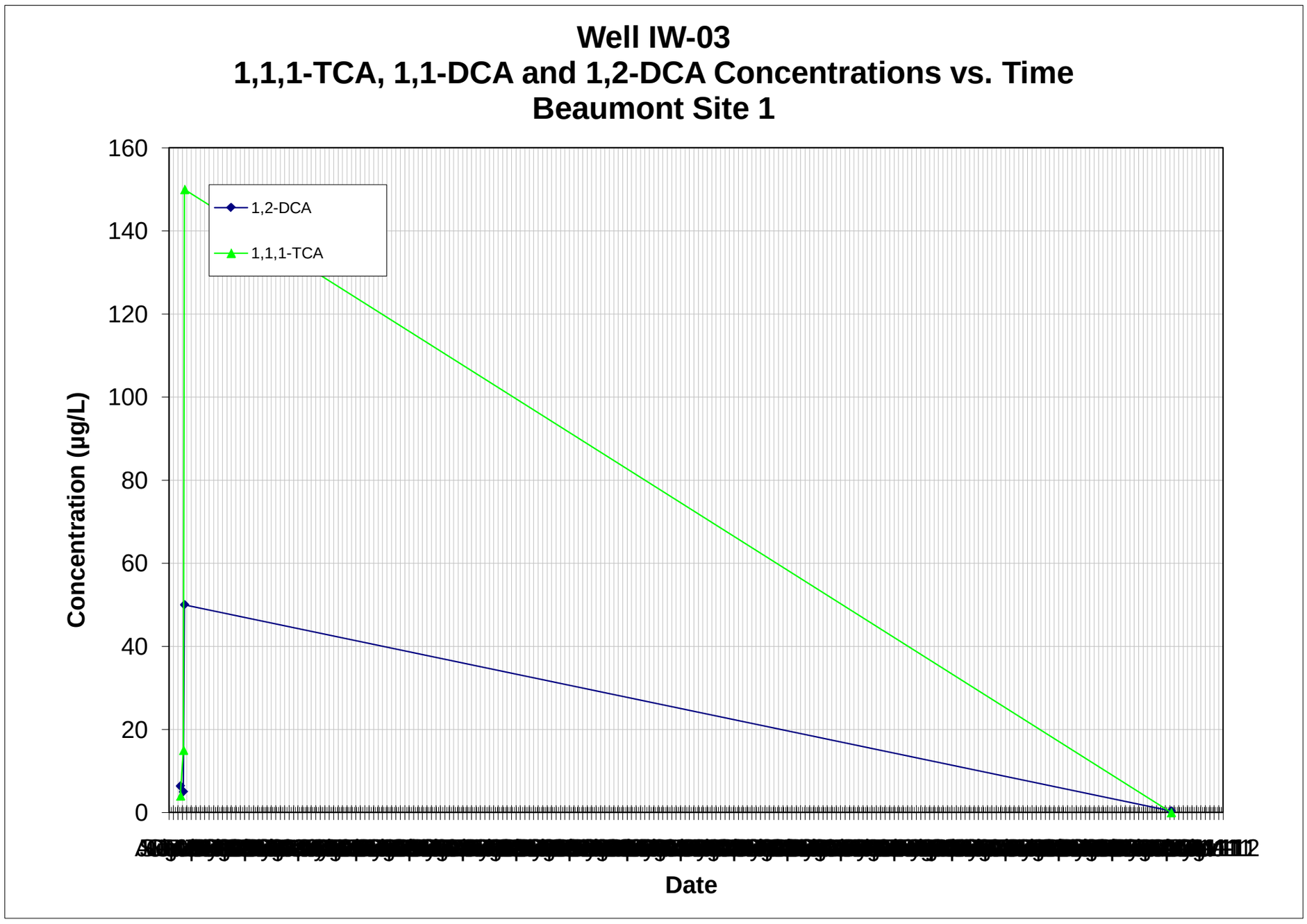

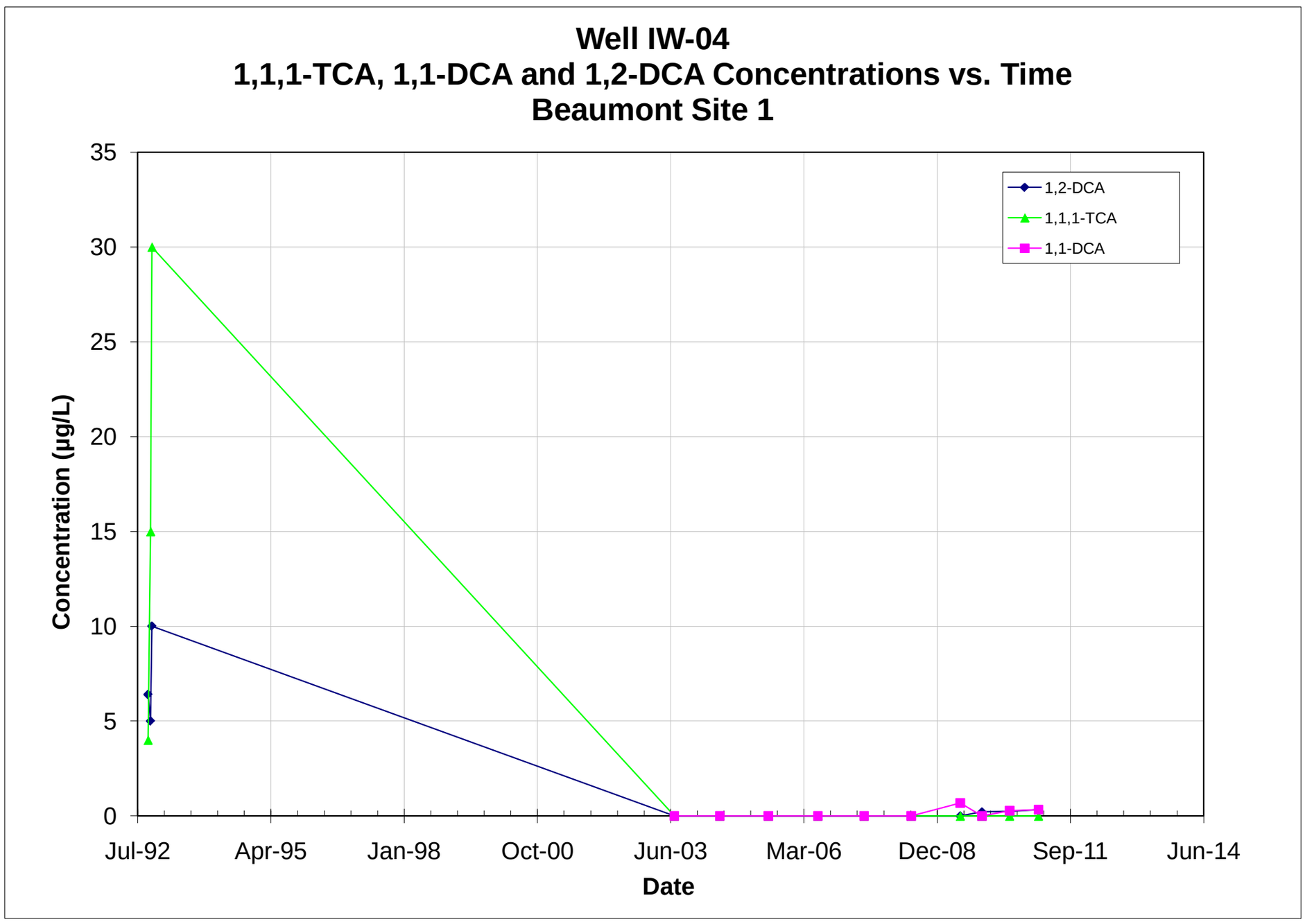

Note: All non-detections are set to zero for graphing purposes.

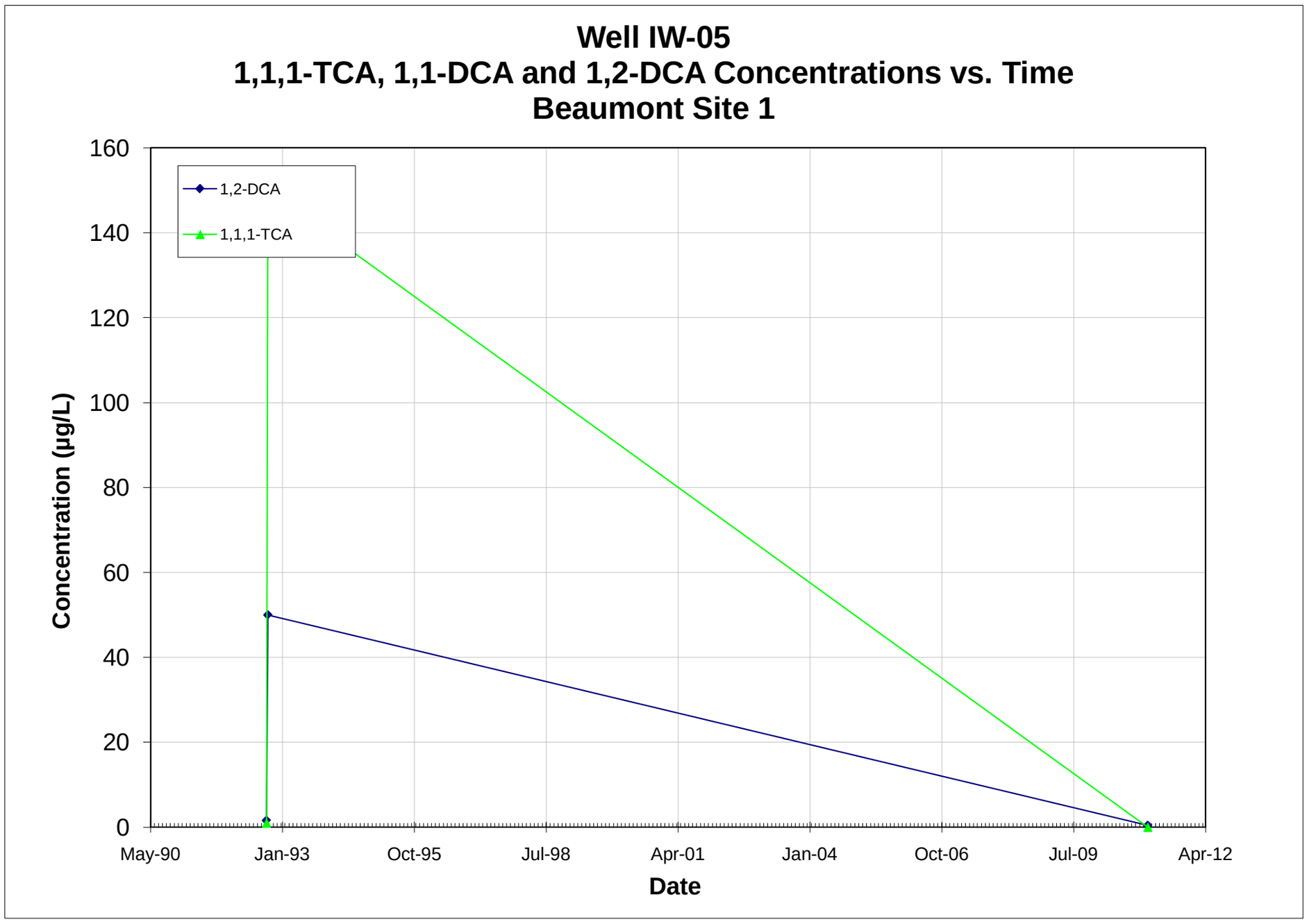

Note: All non-detections are set to zero for graphing purposes.

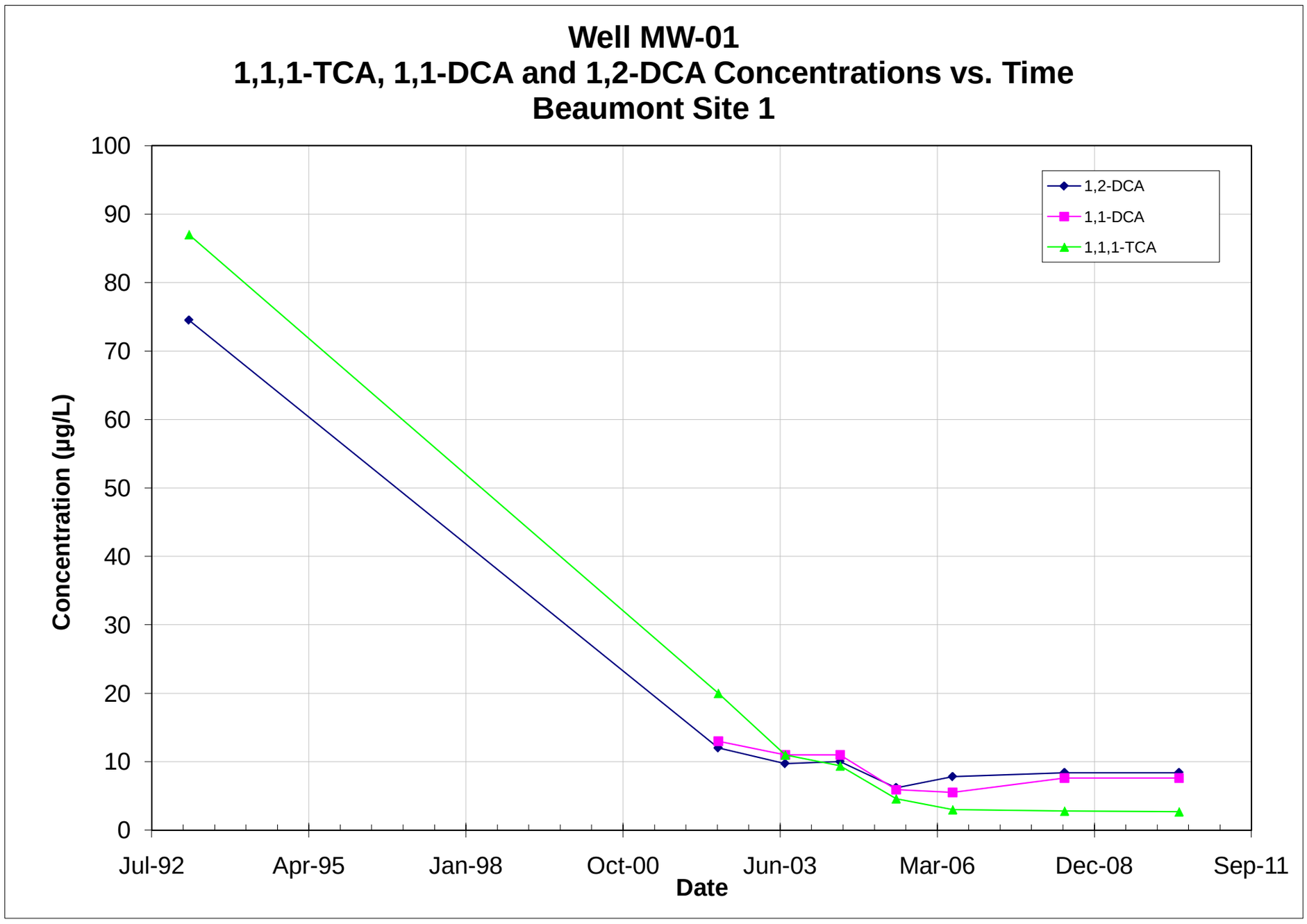

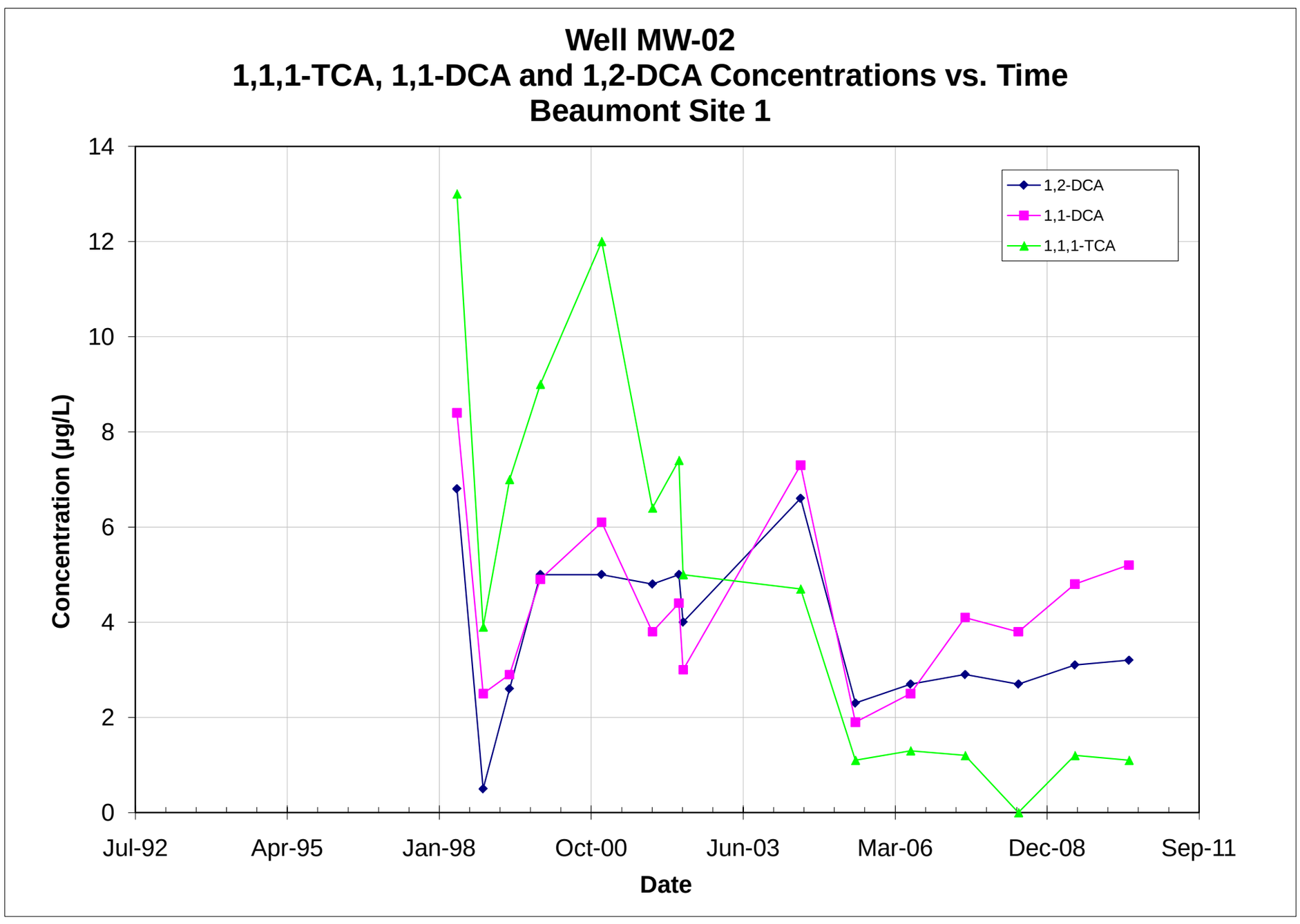

Note: All non-detections are set to zero for graphing purposes.

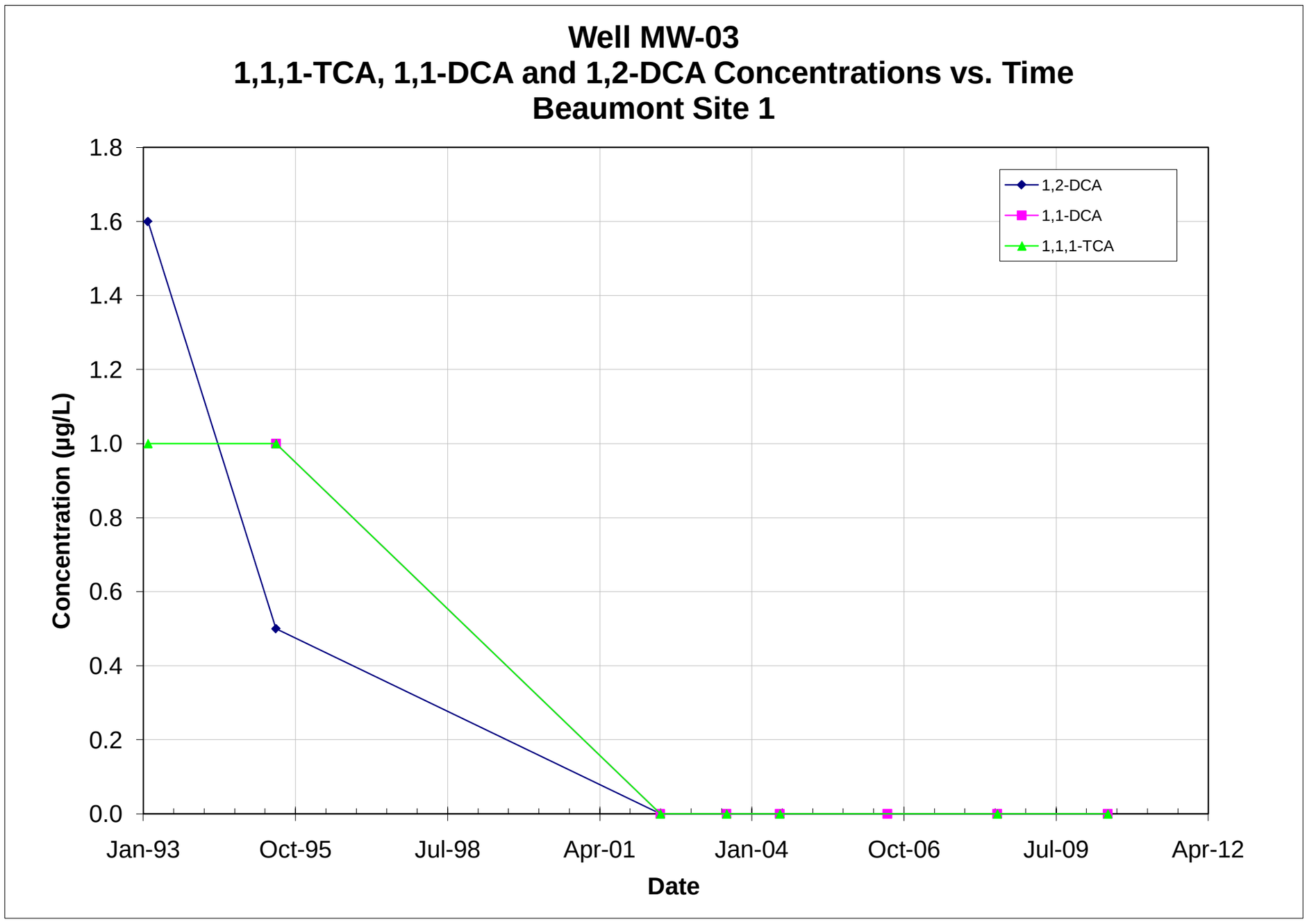

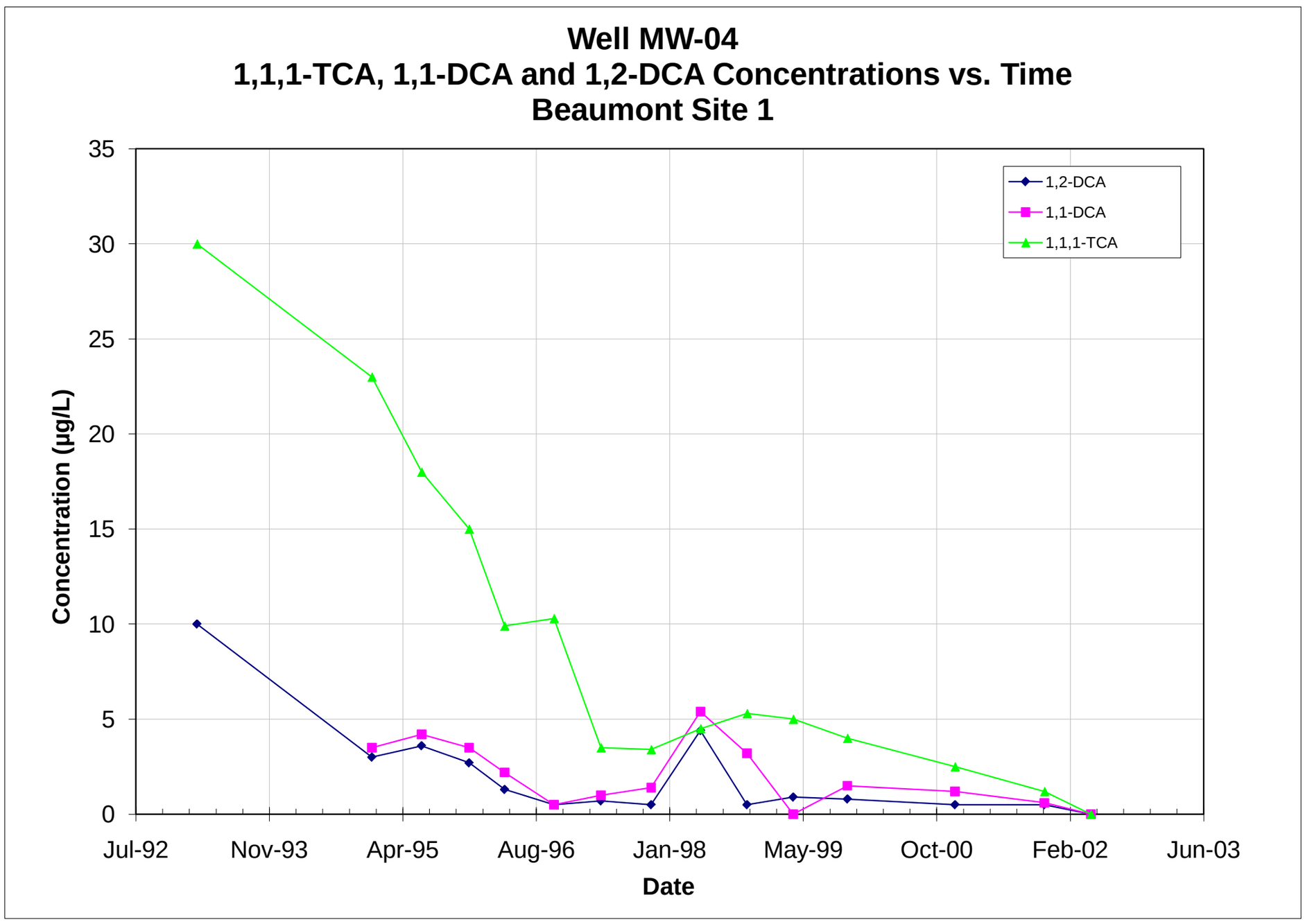

Note: All non-detections are set to zero for graphing purposes.

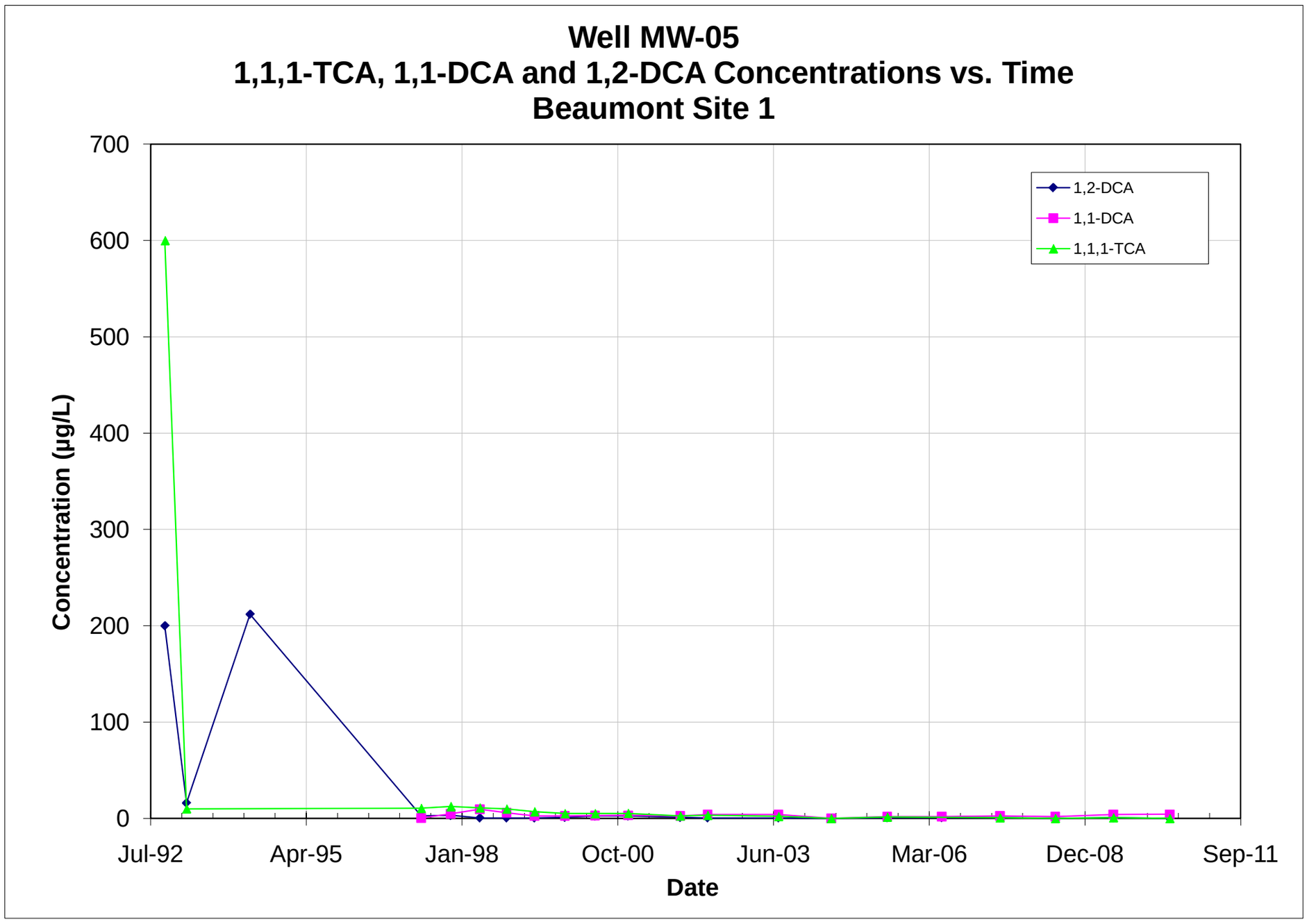

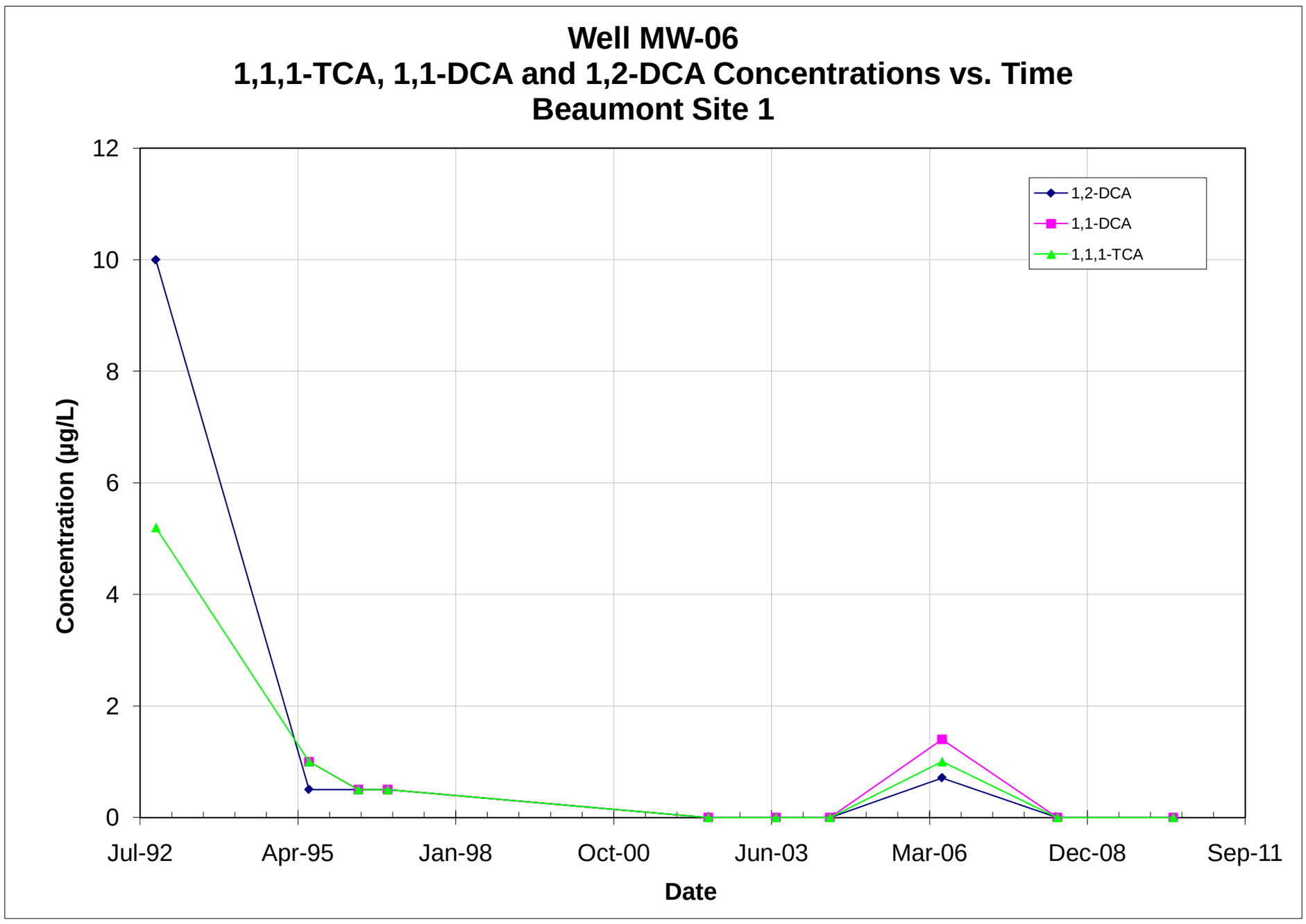

Note: All non-detections are set to zero for graphing purposes.

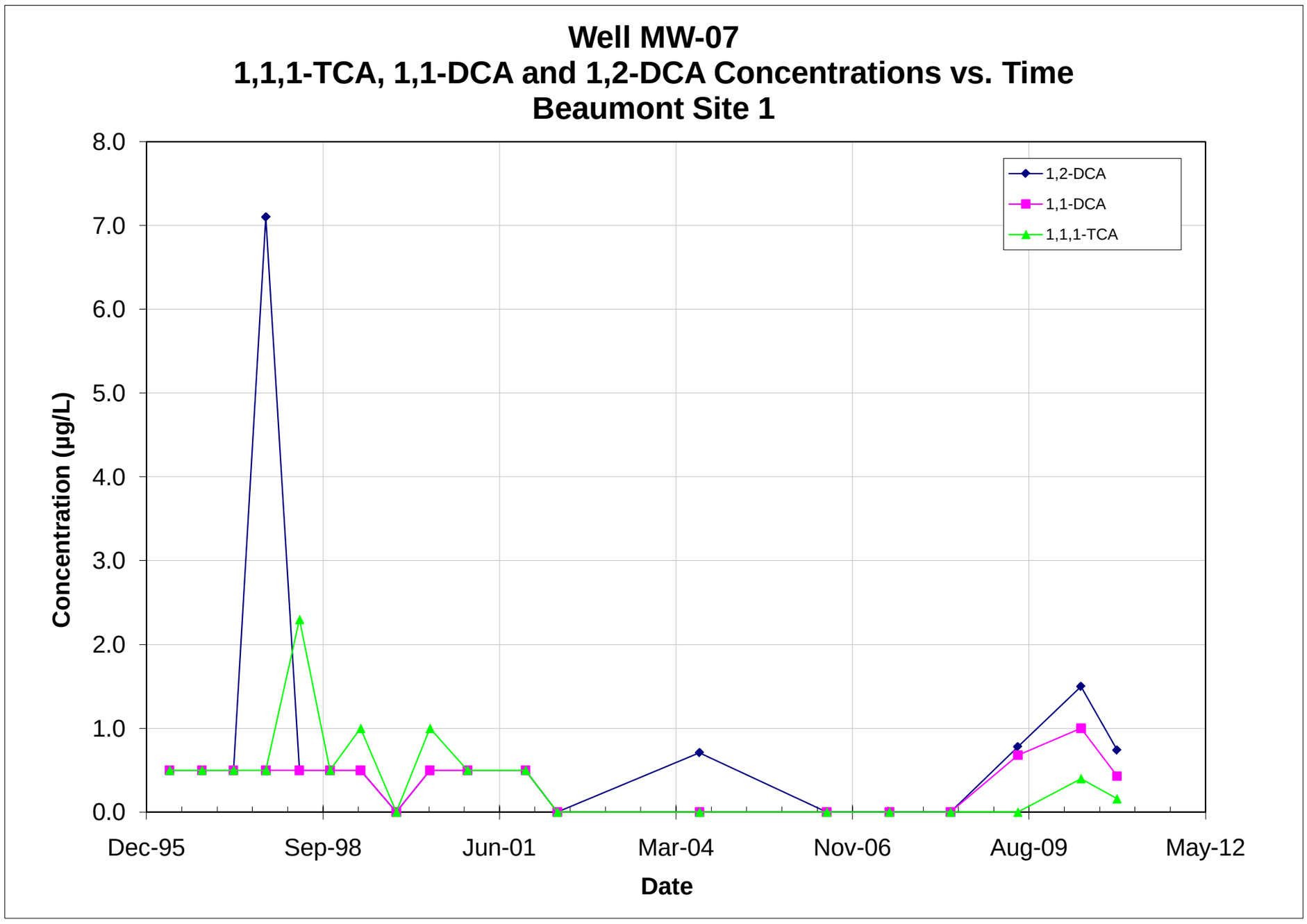

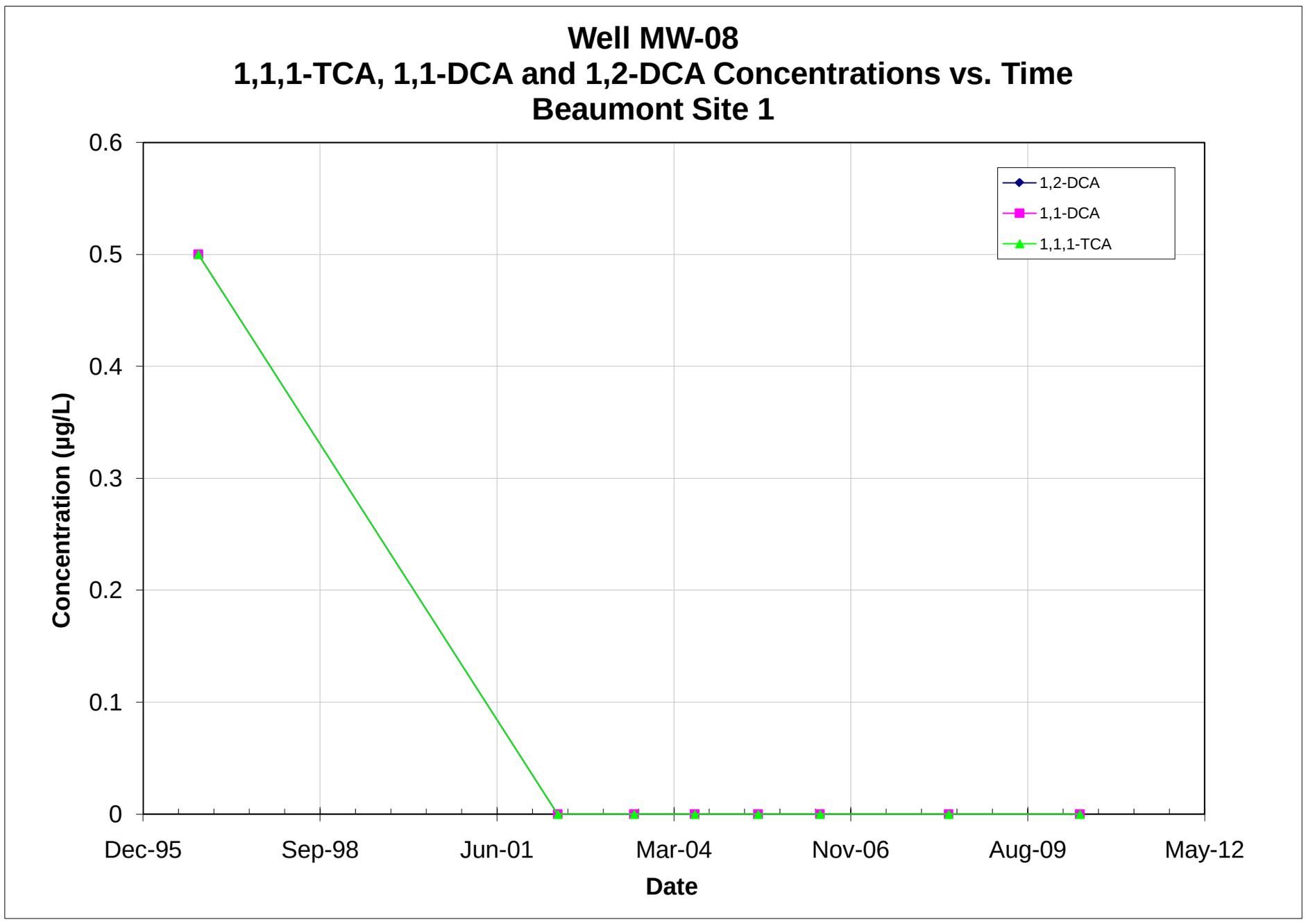

Note: All non-detections are set to zero for graphing purposes.

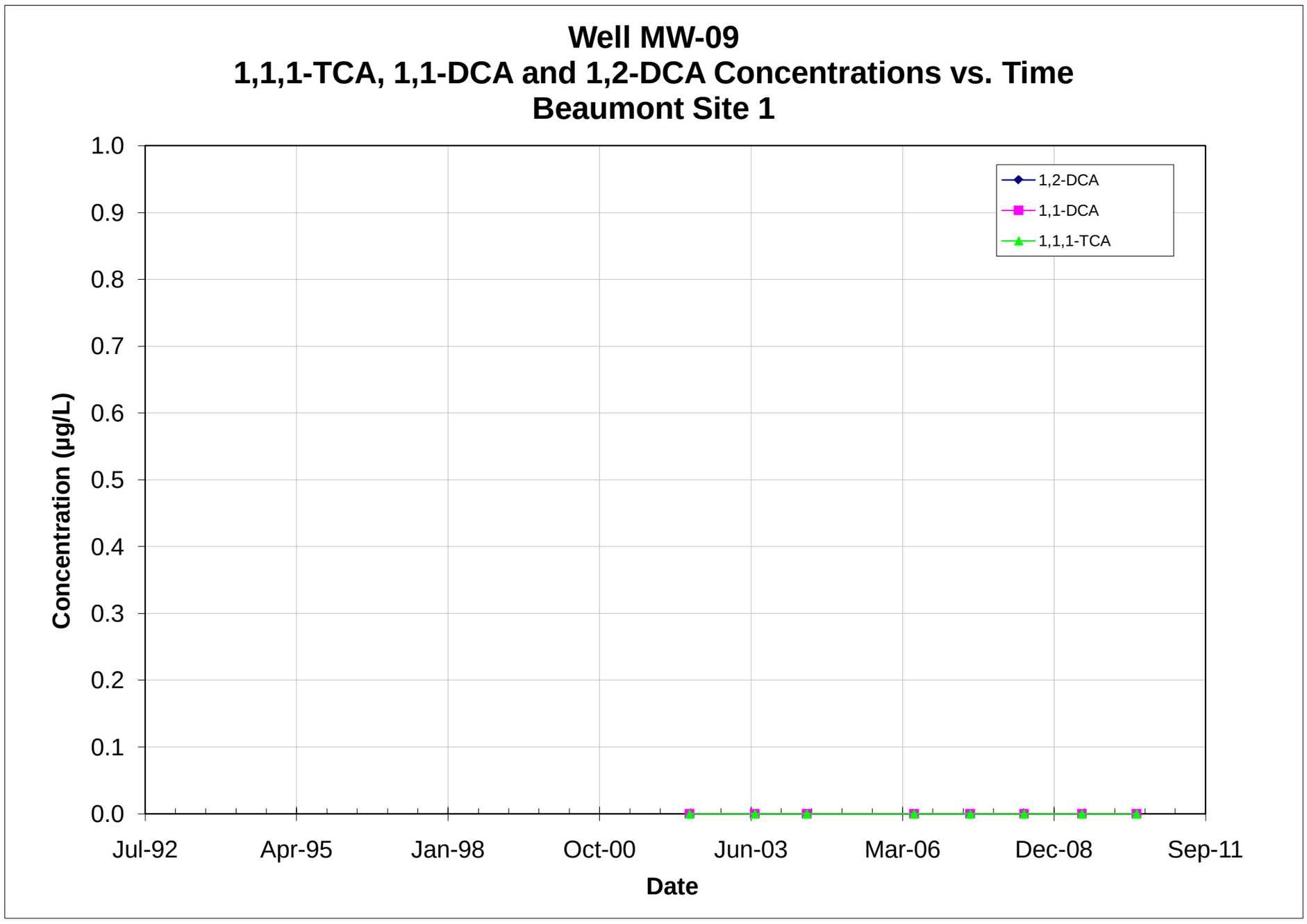

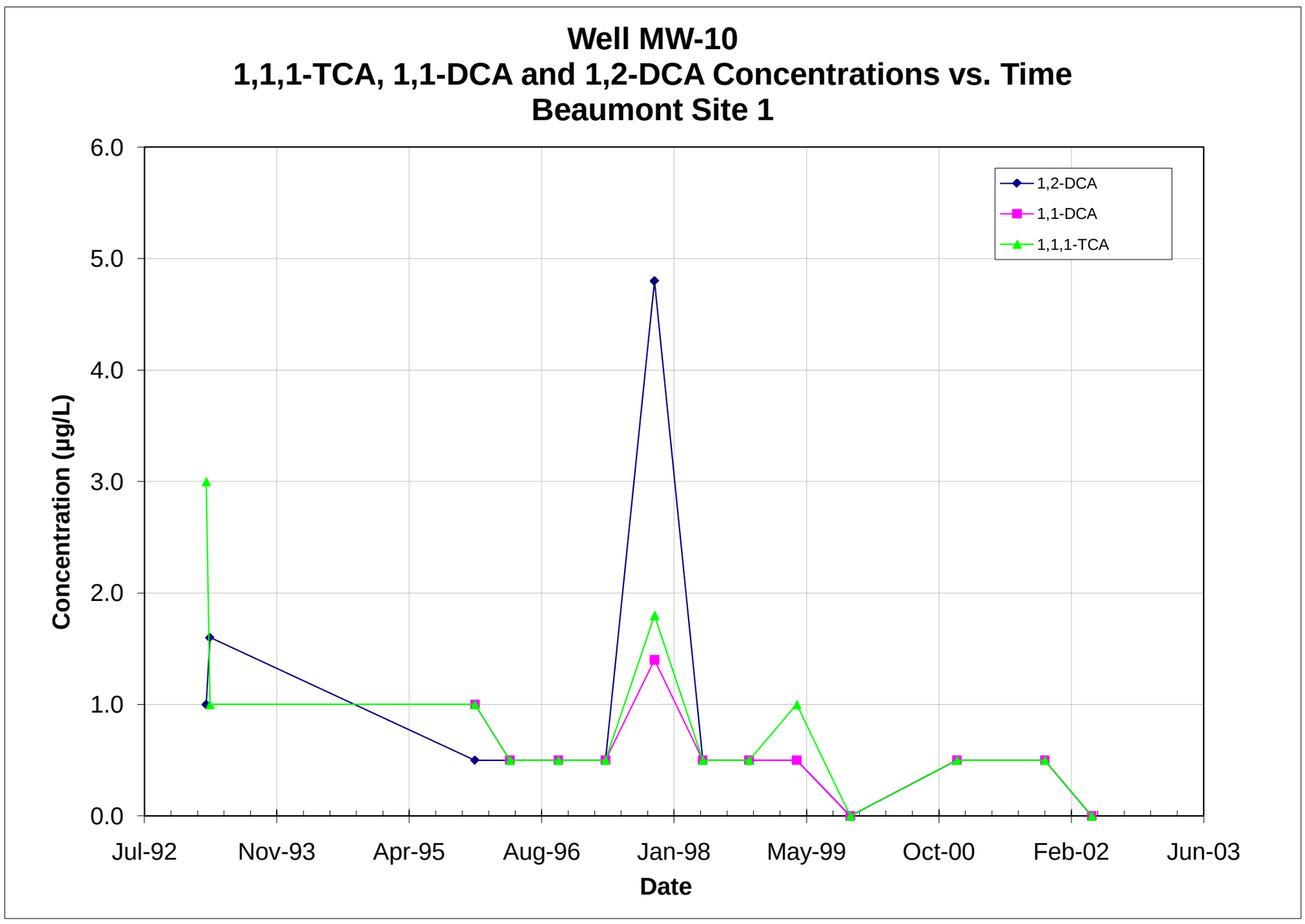

Note: All non-detections are set to zero for graphing purposes.

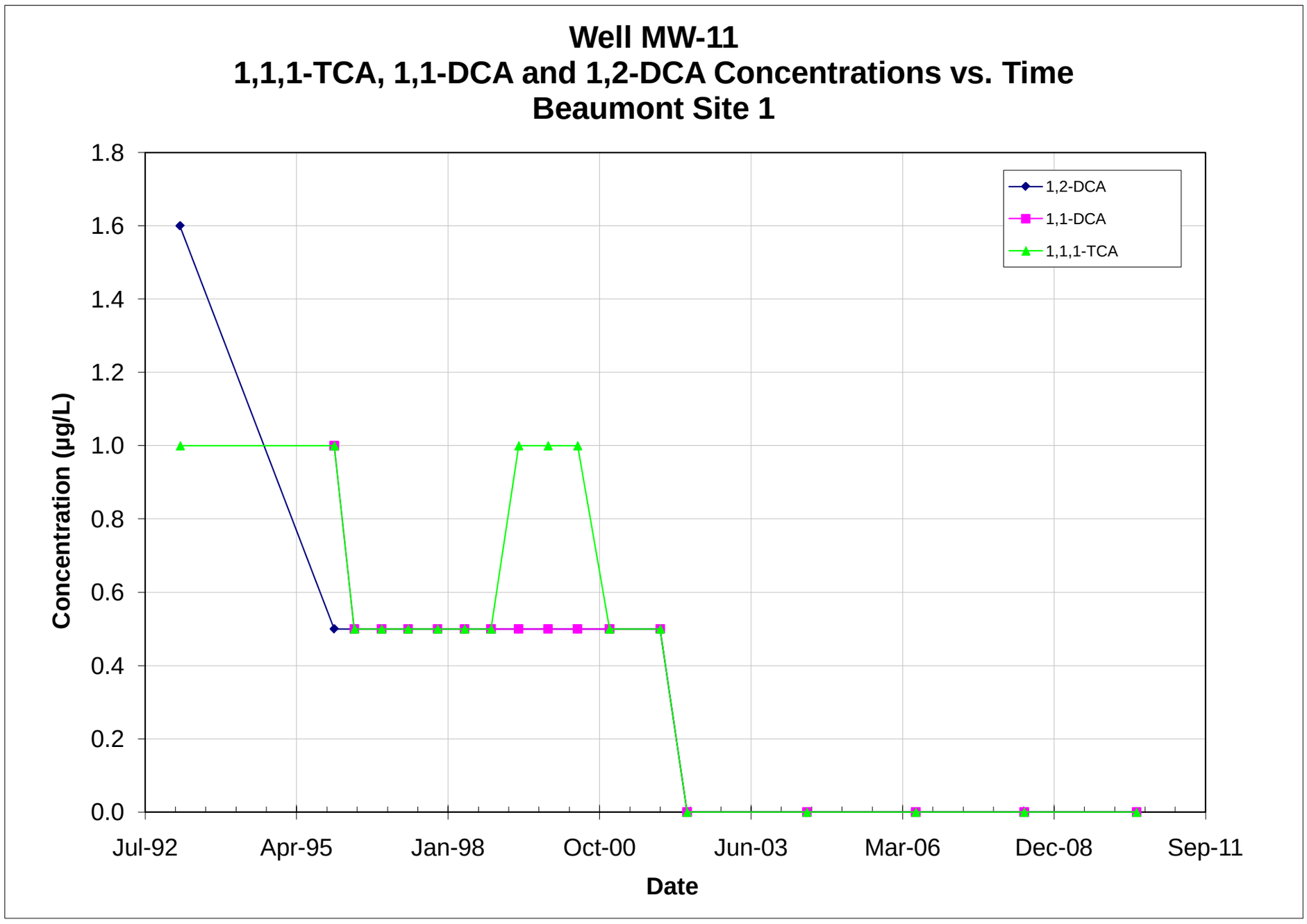

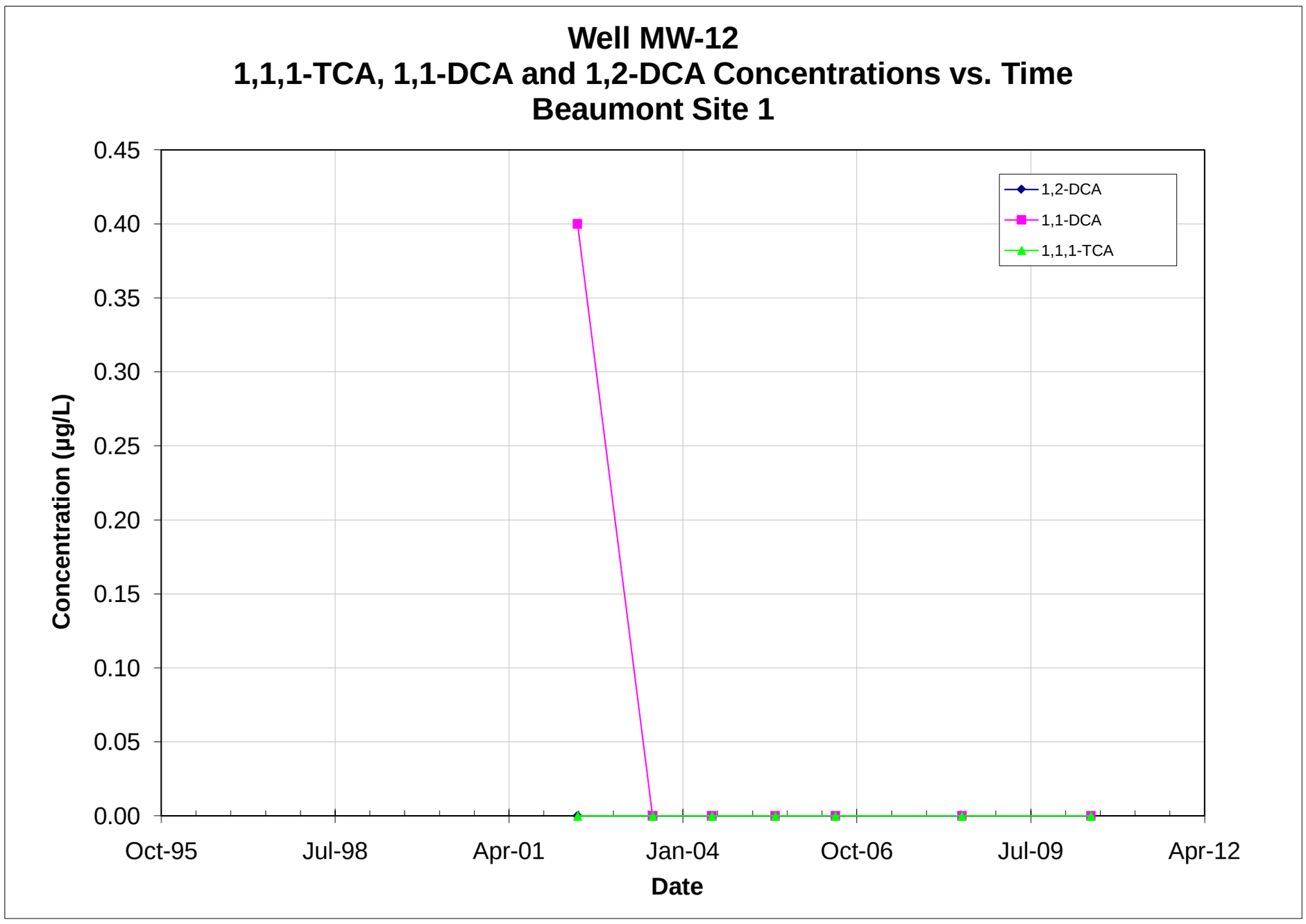

Note: All non-detections are set to zero for graphing purposes.

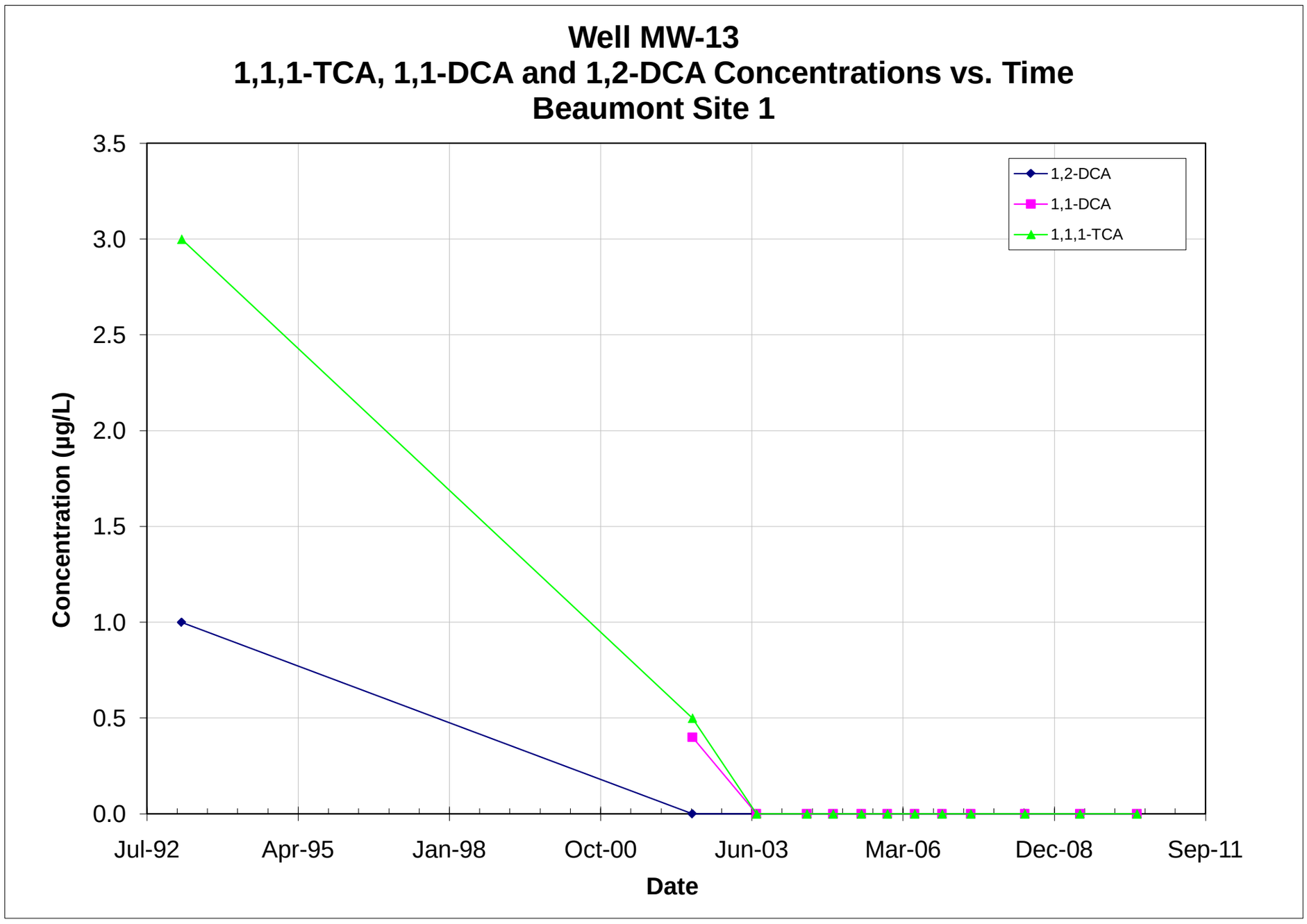

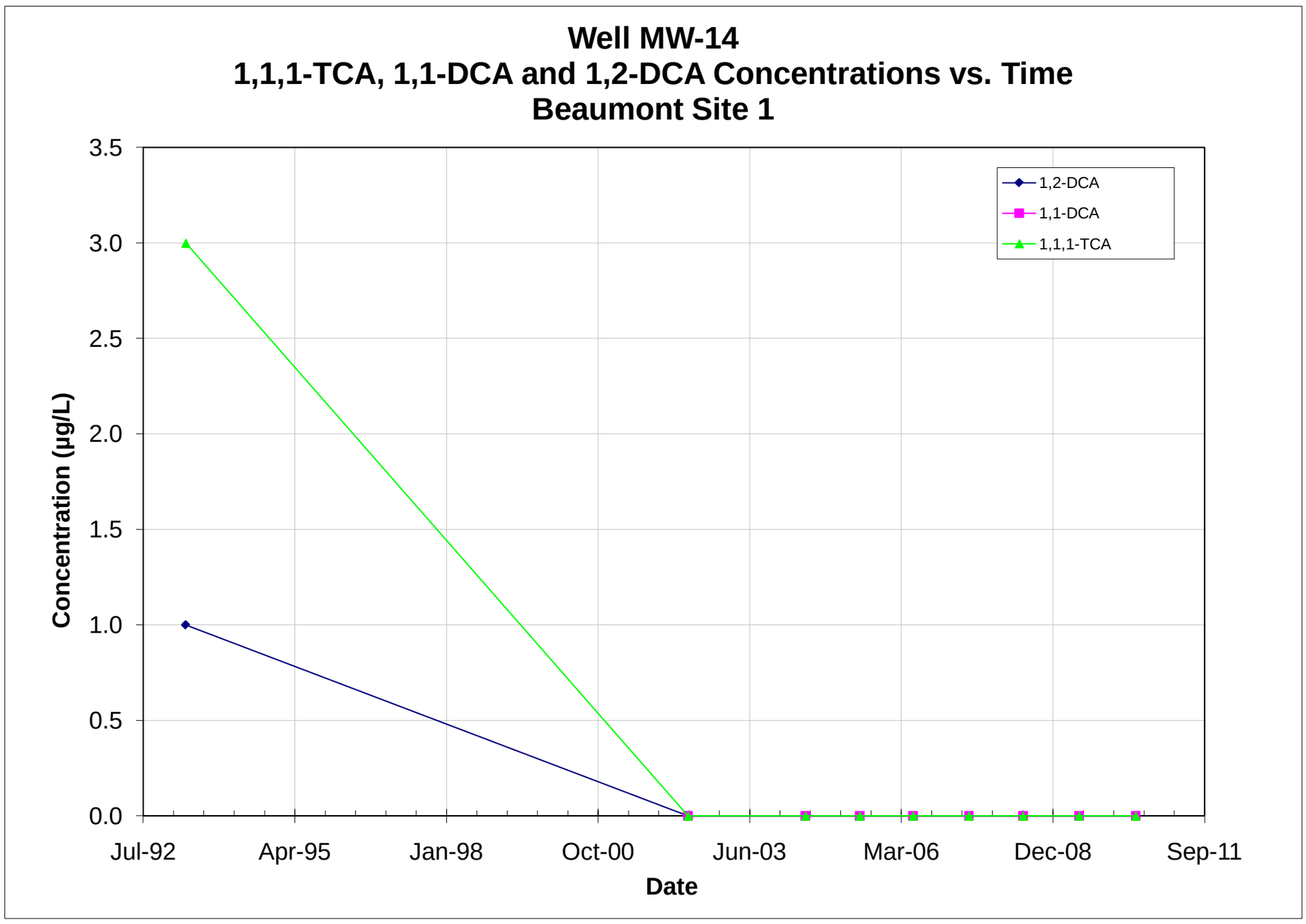

Note: All non-detections are set to zero for graphing purposes.

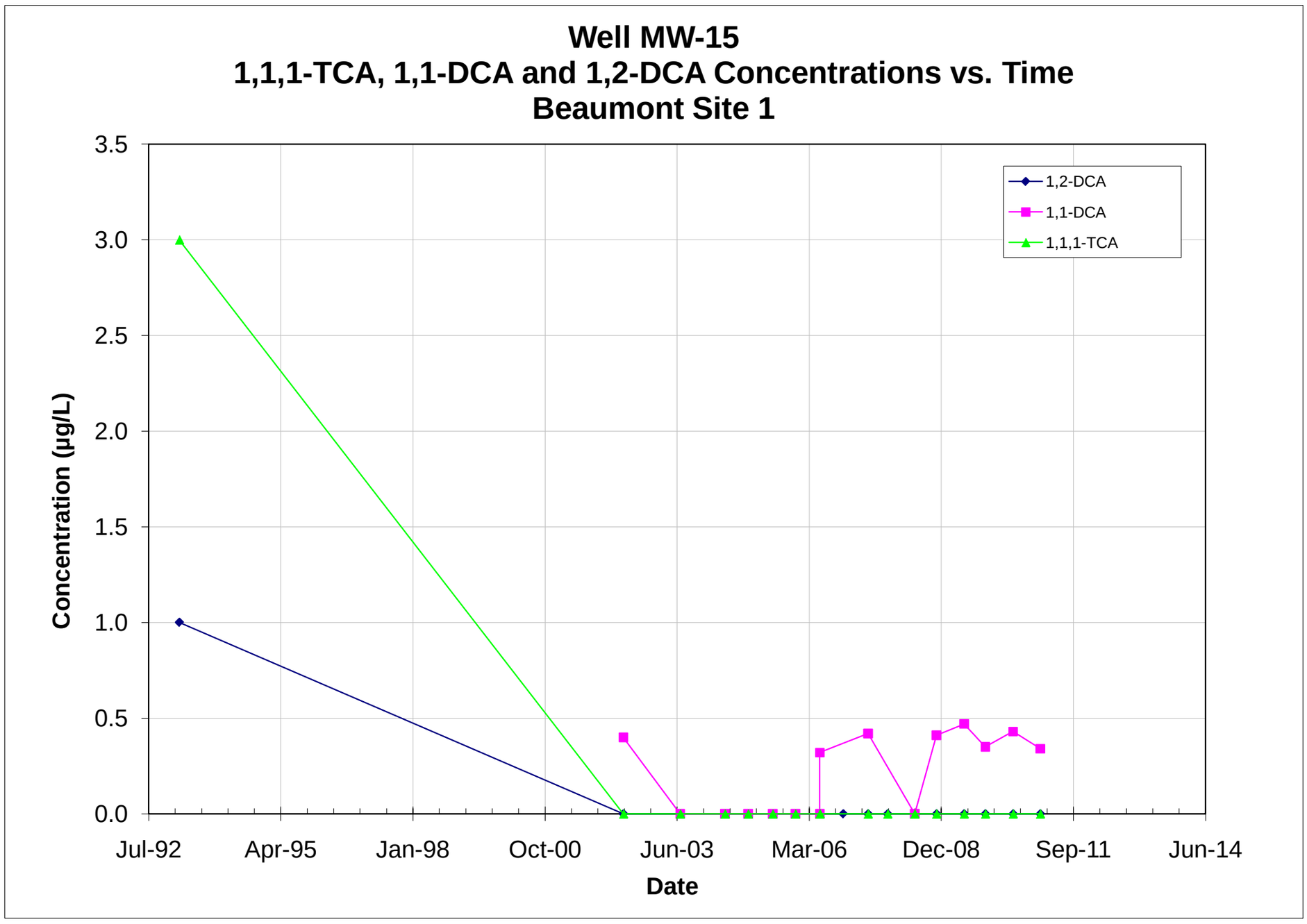

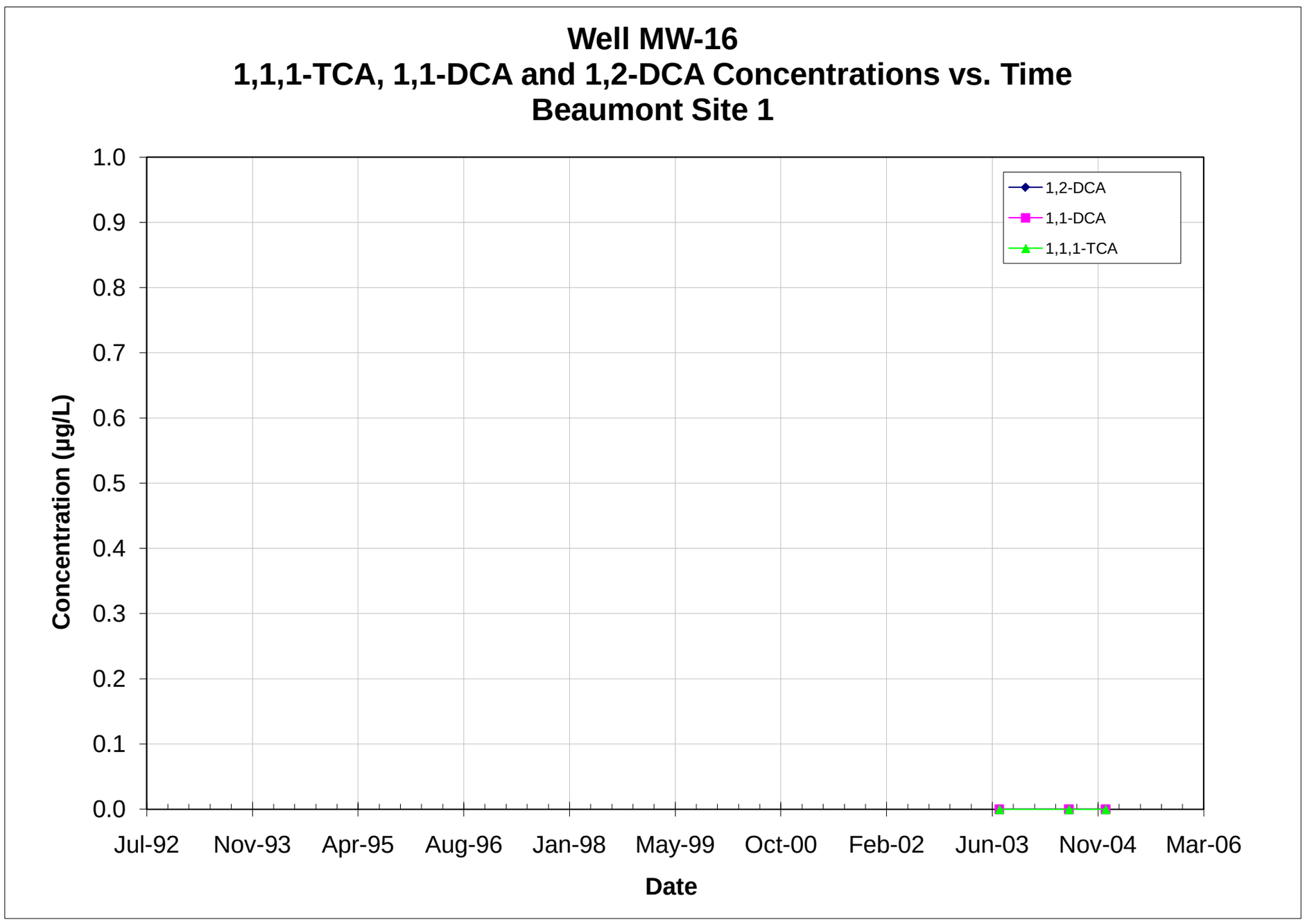

Note: All non-detections are set to zero for graphing purposes.

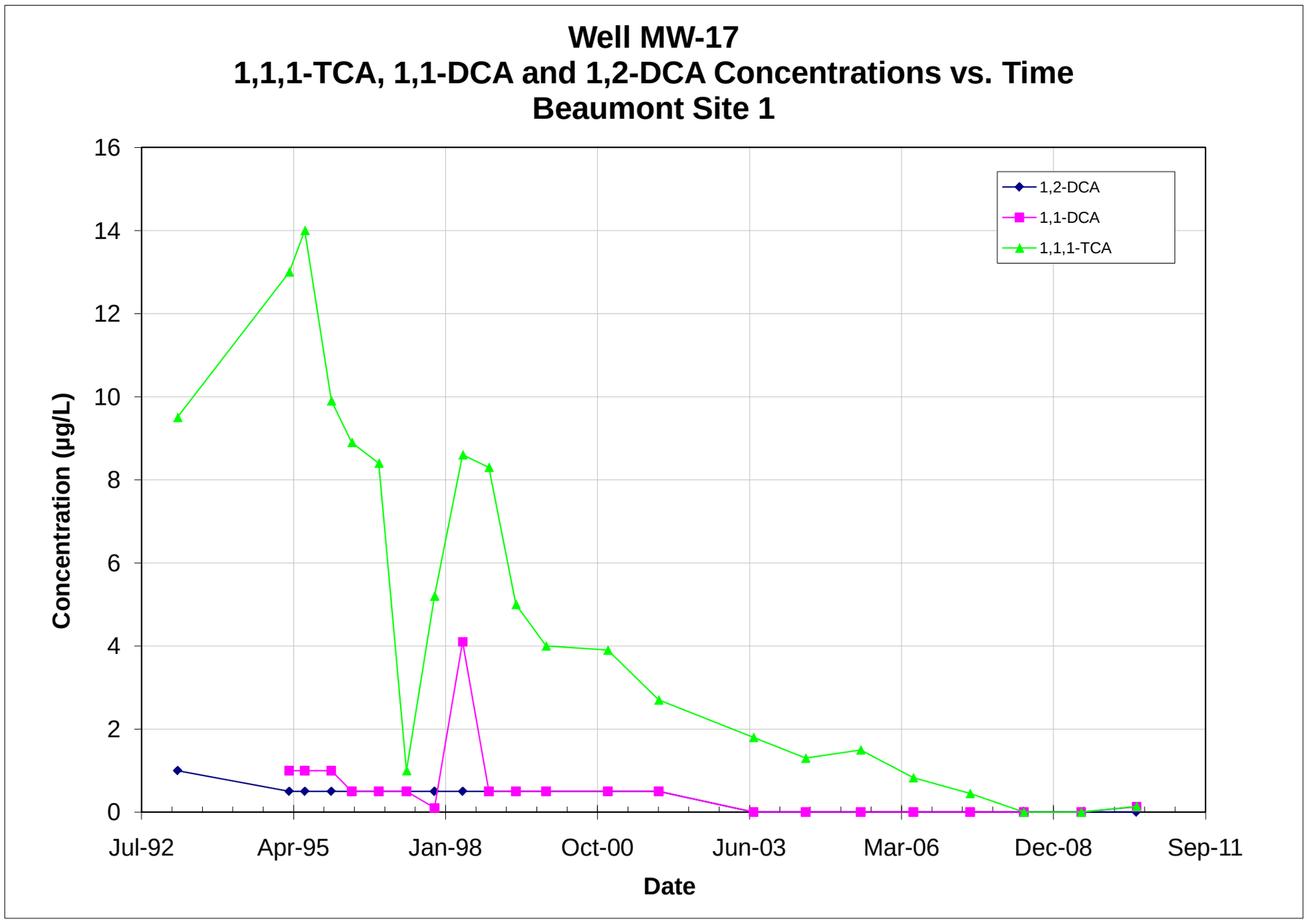

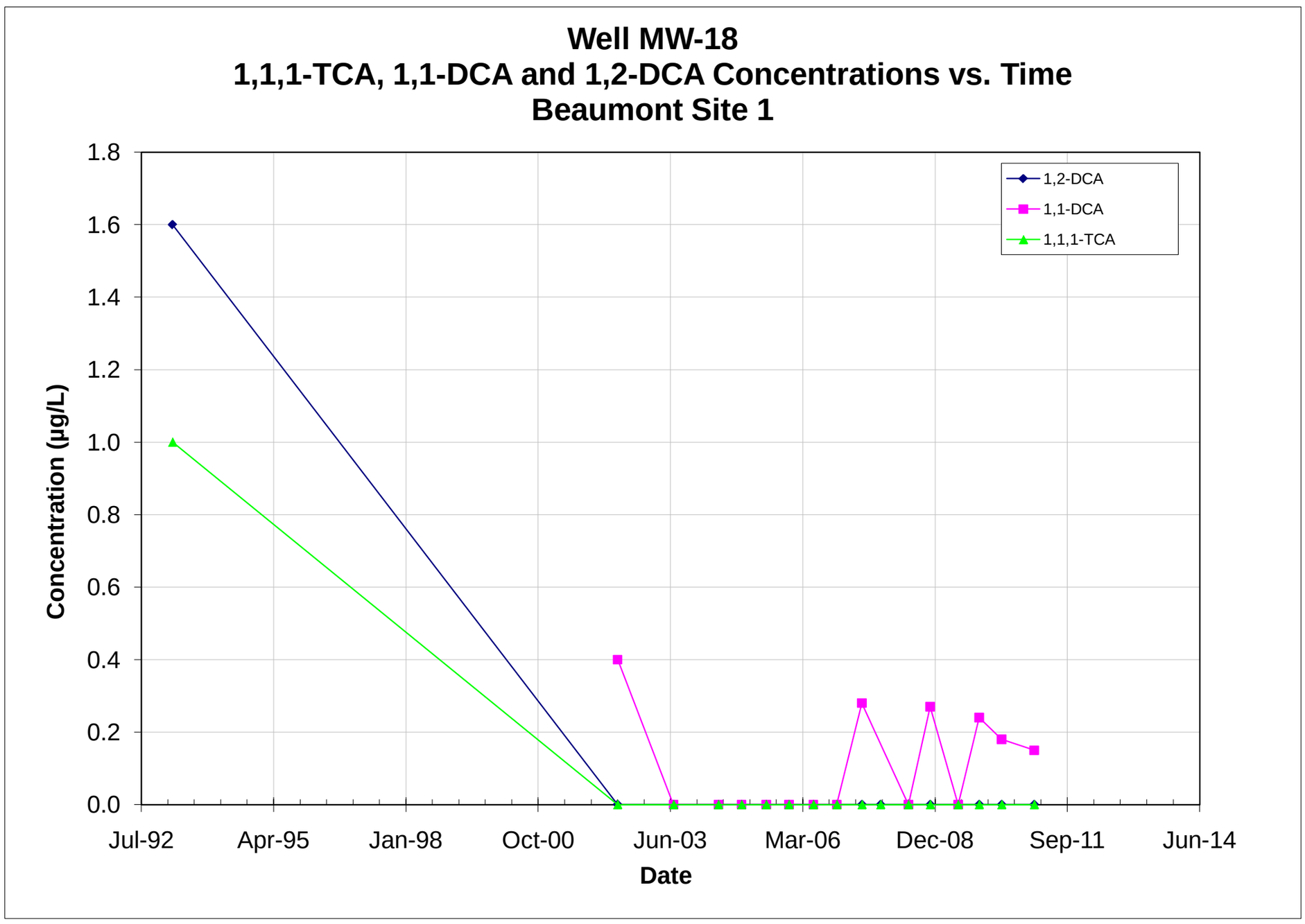

Note: All non-detections are set to zero for graphing purposes.

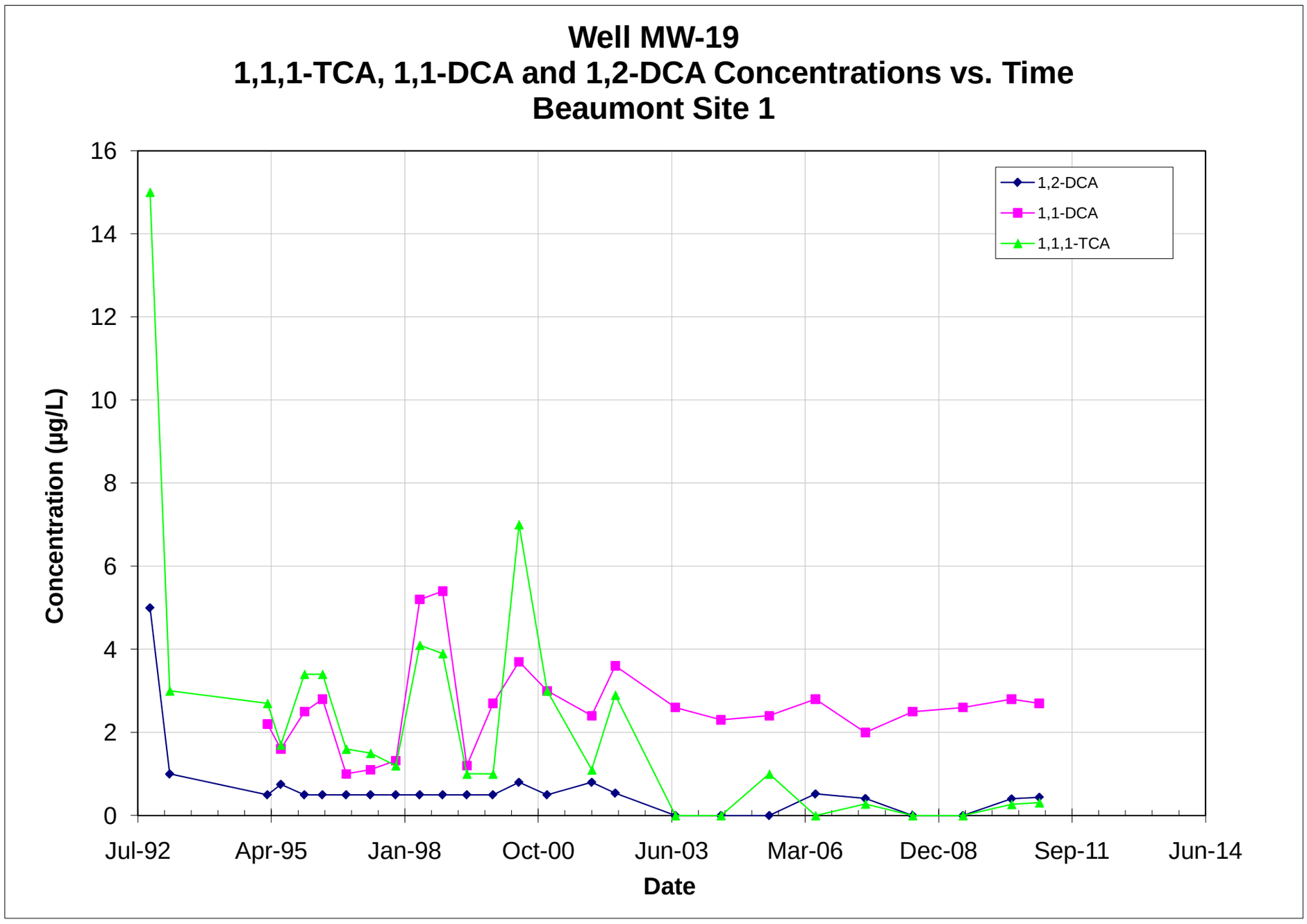

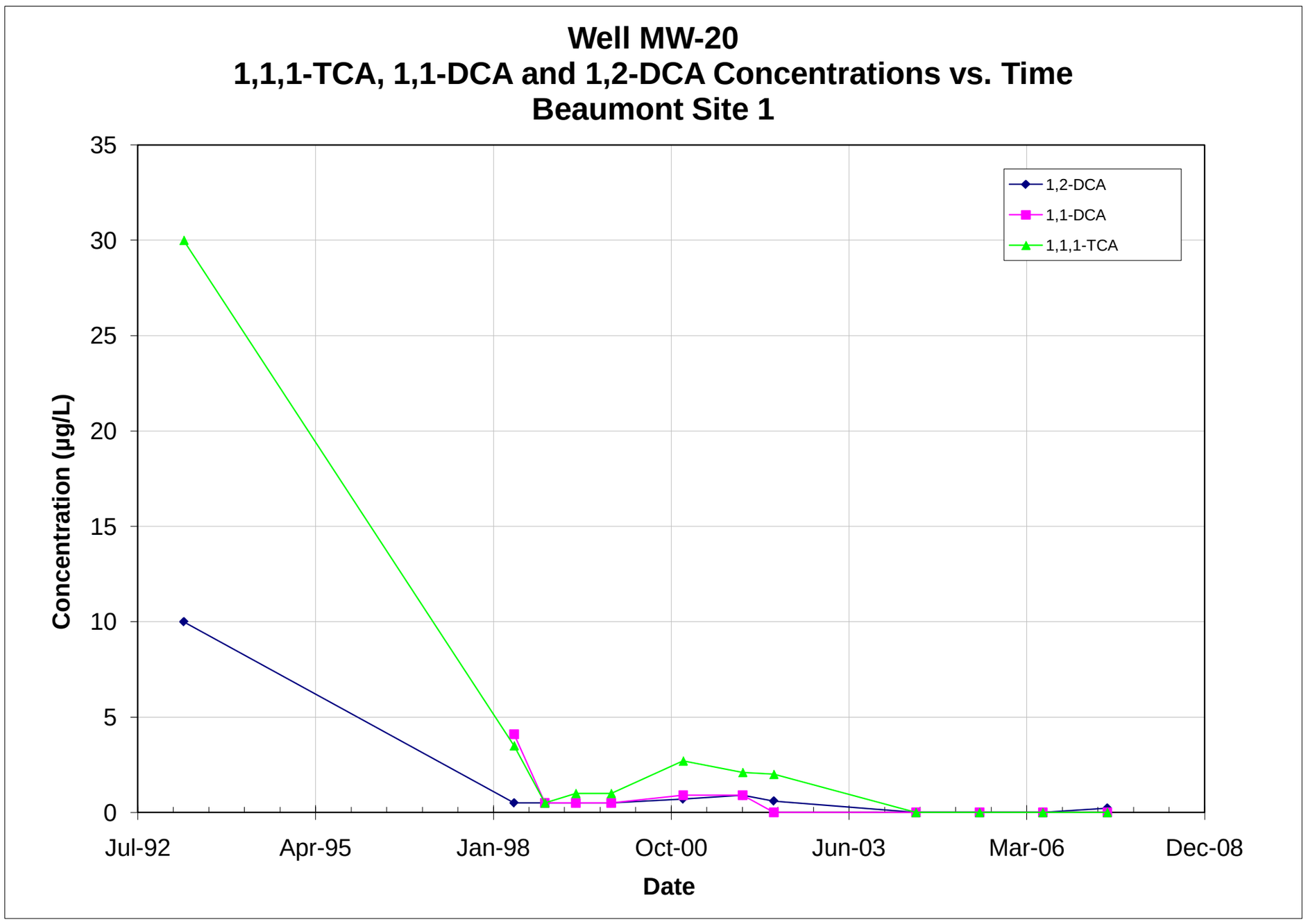

Note: All non-detections are set to zero for graphing purposes.

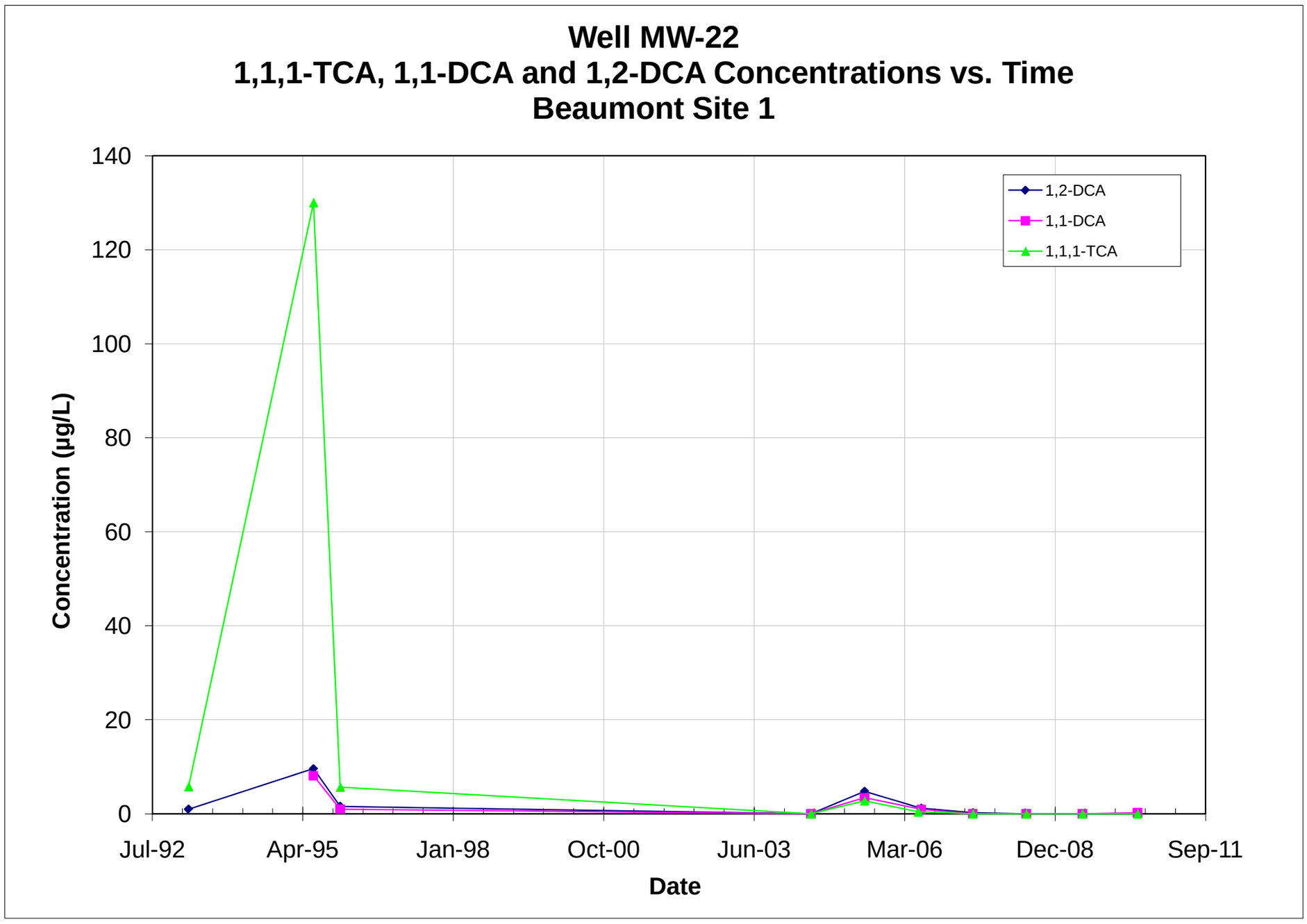

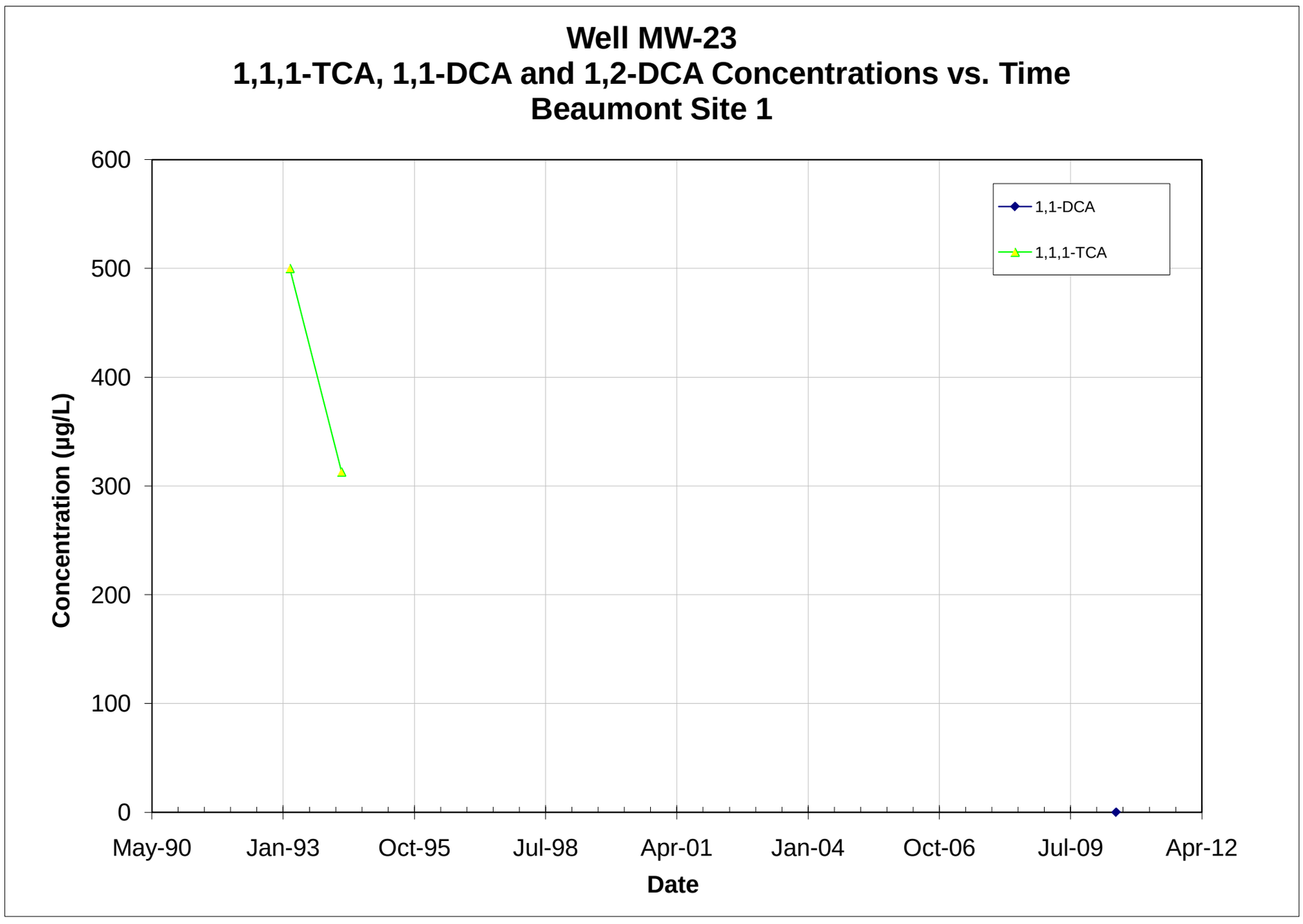

Note: All non-detections are set to zero for graphing purposes.

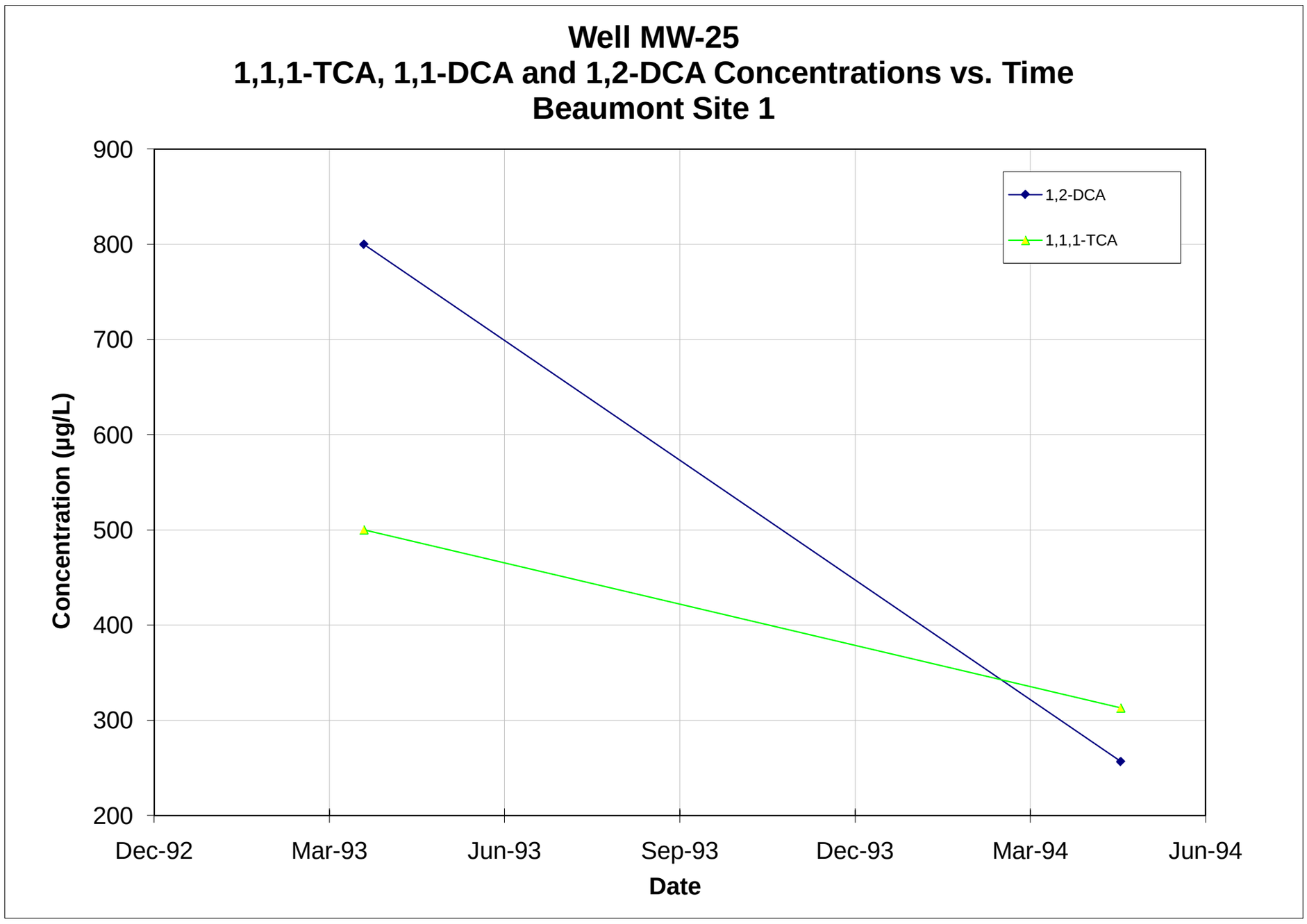

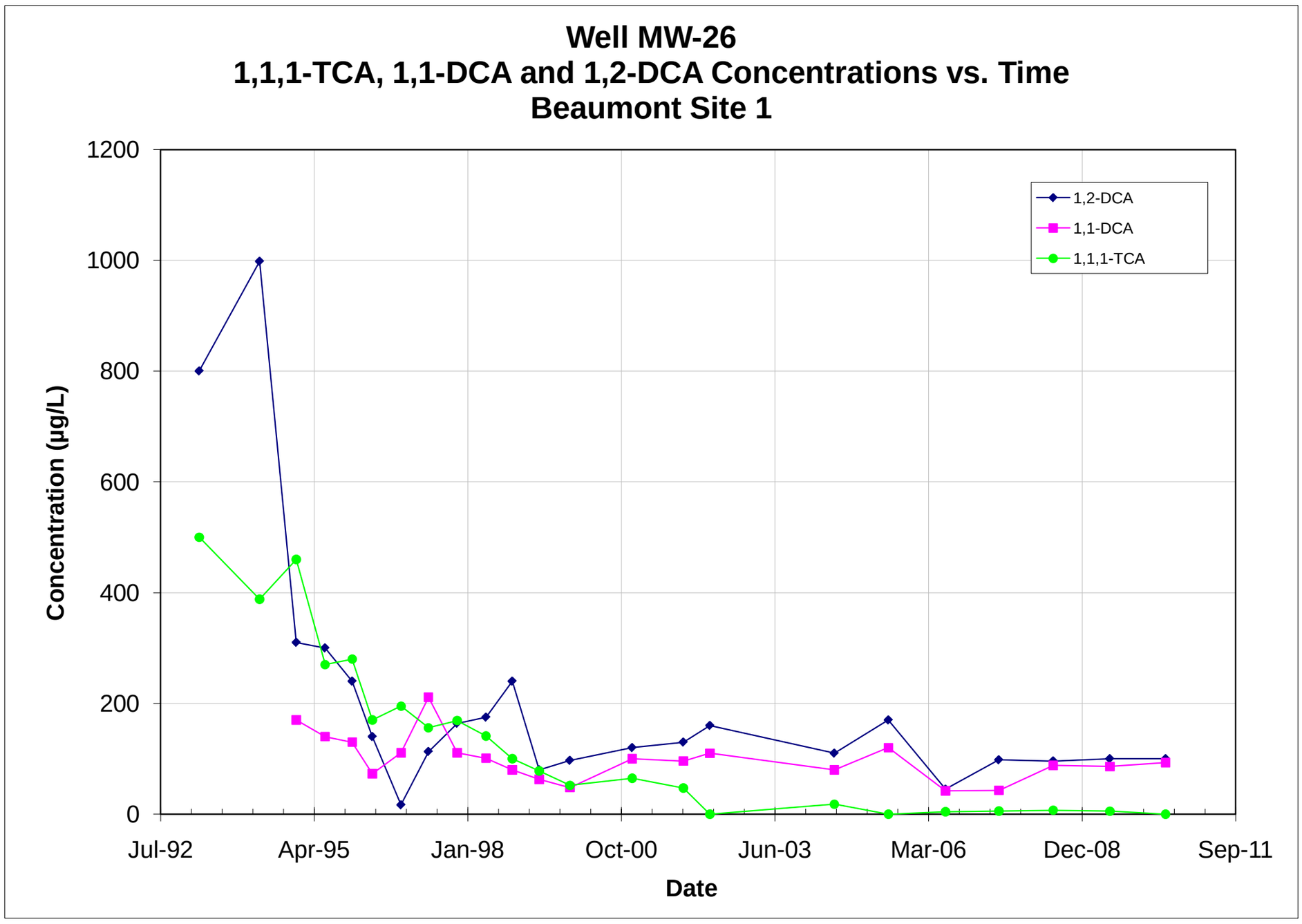

Note: All non-detections are set to zero for graphing purposes.

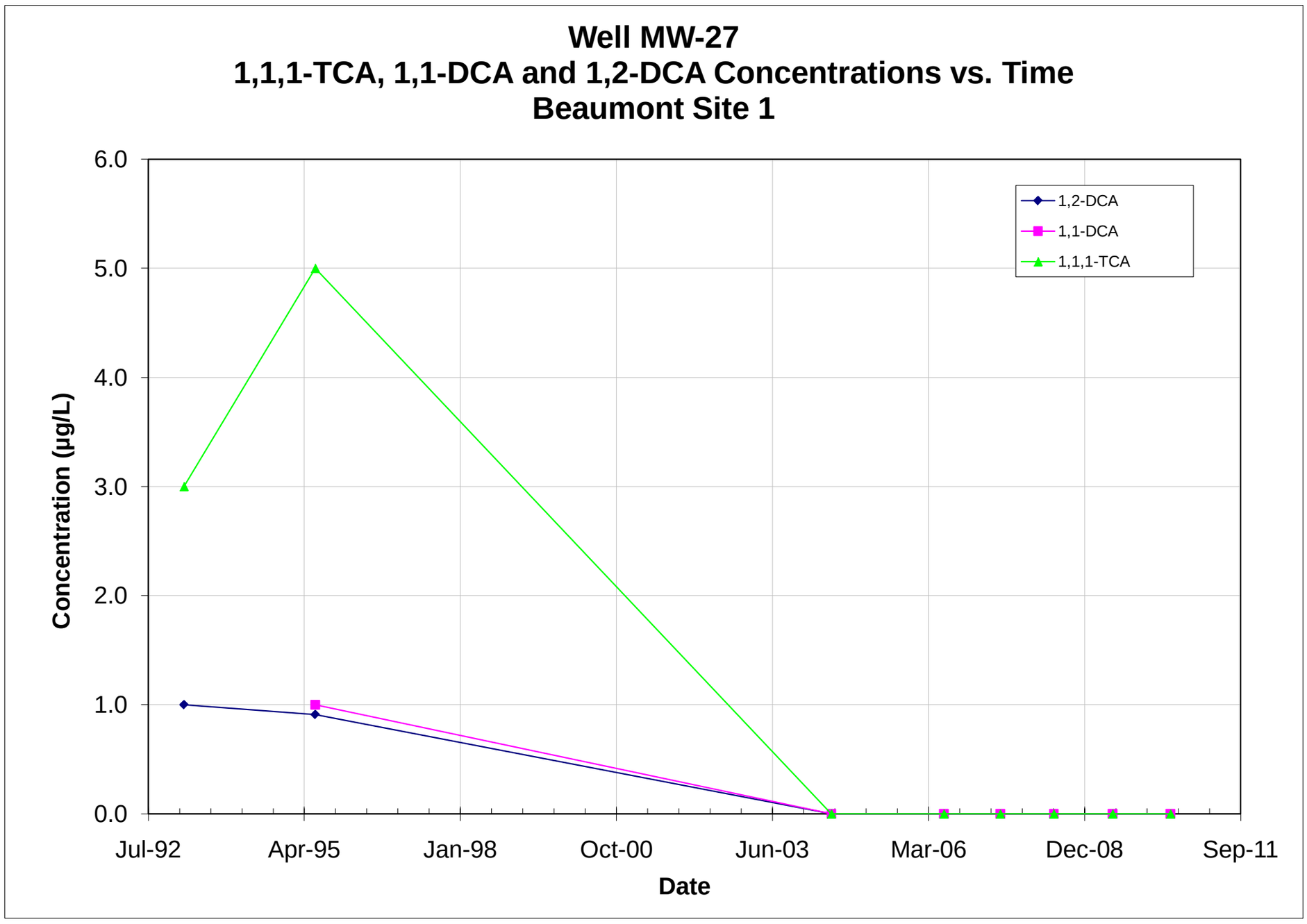

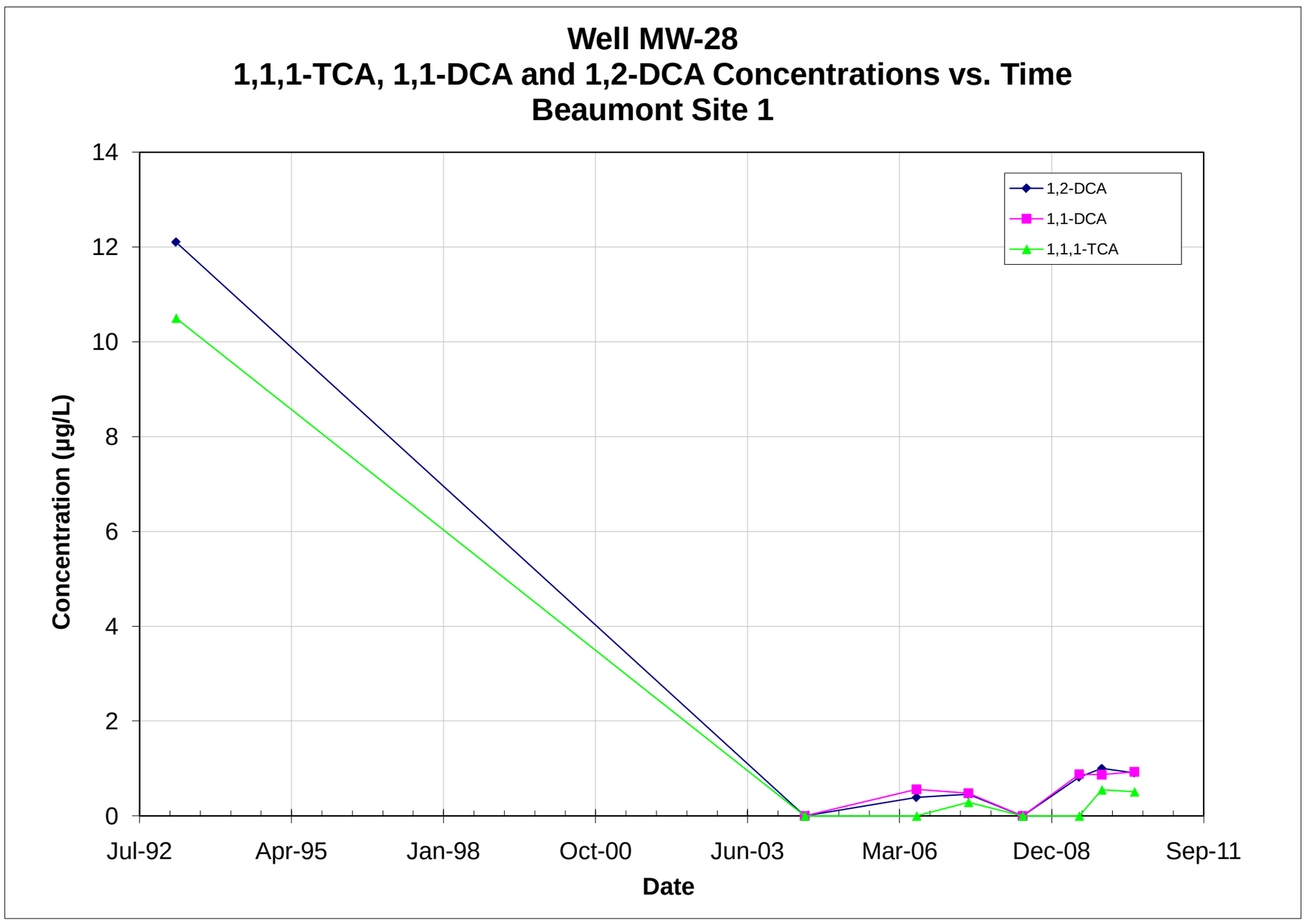

Note: All non-detections are set to zero for graphing purposes.

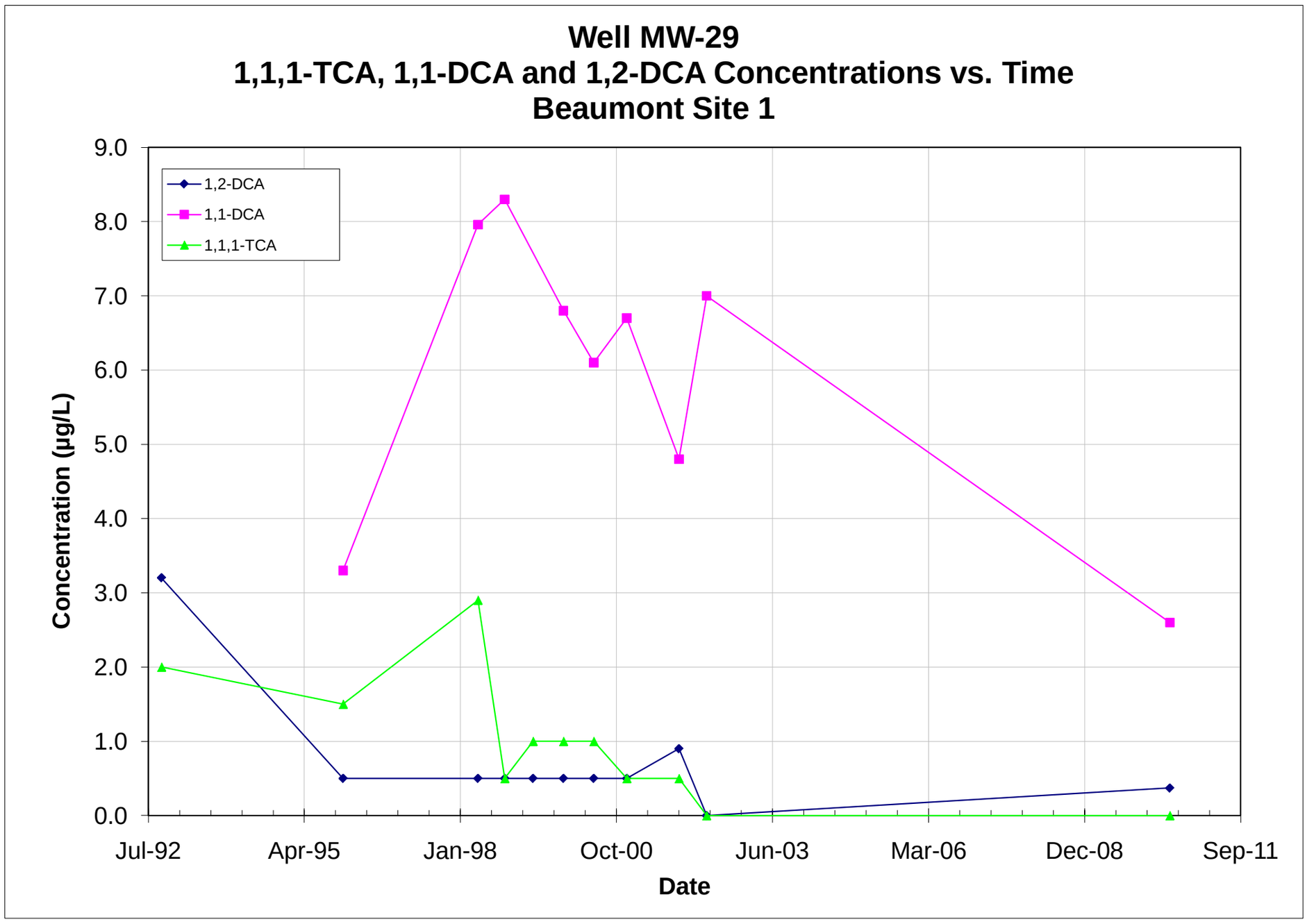

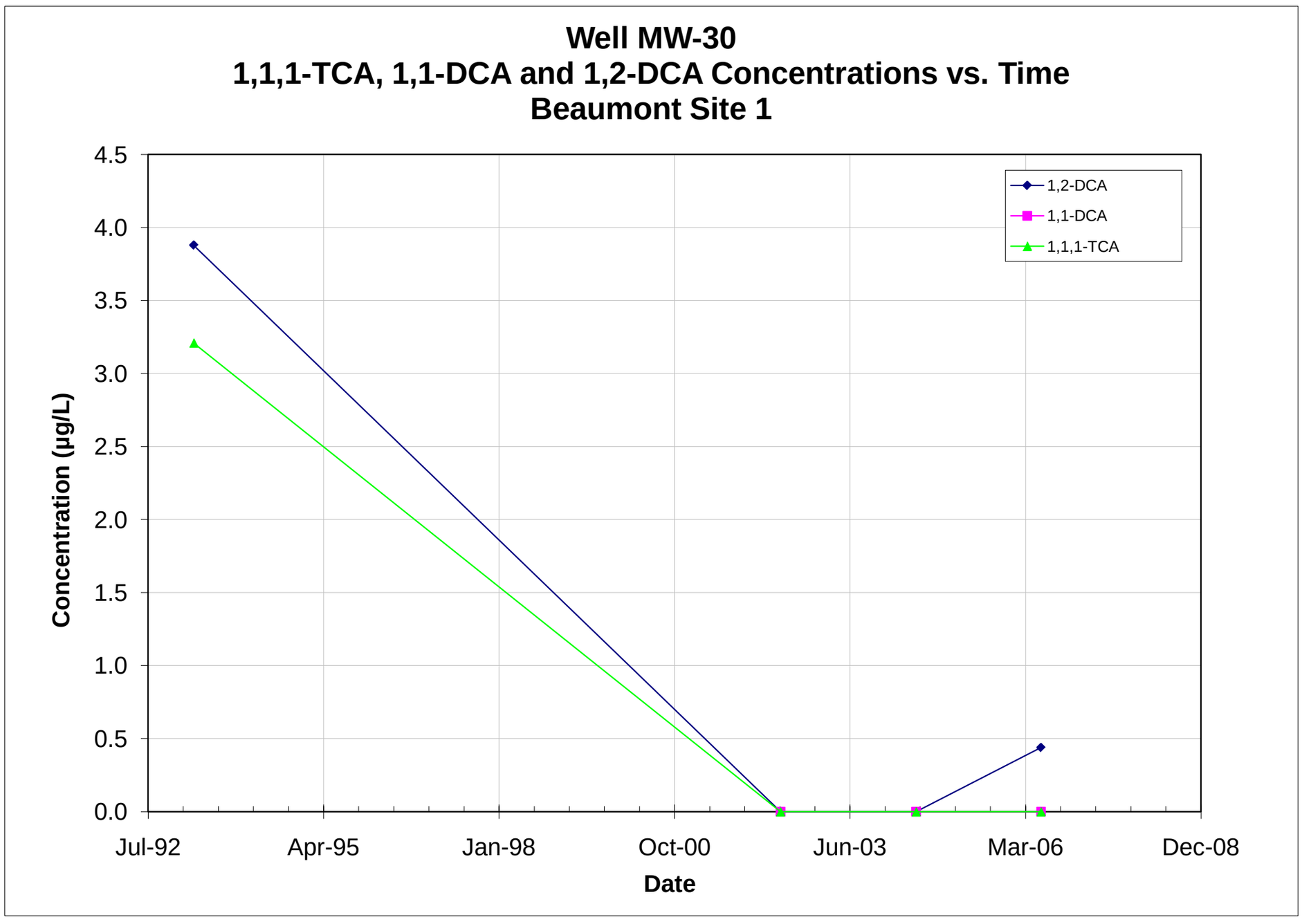

Note: All non-detections are set to zero for graphing purposes.

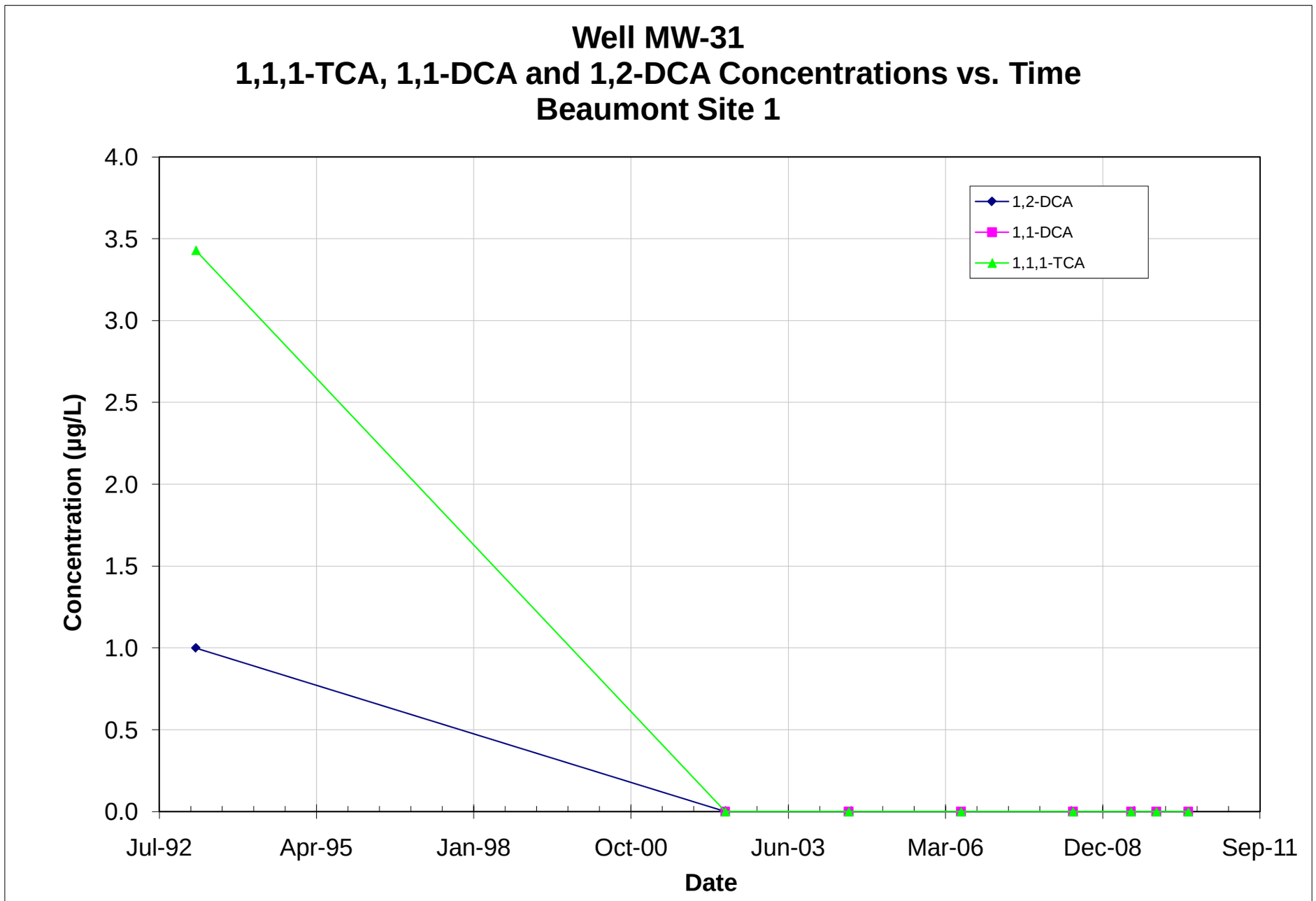

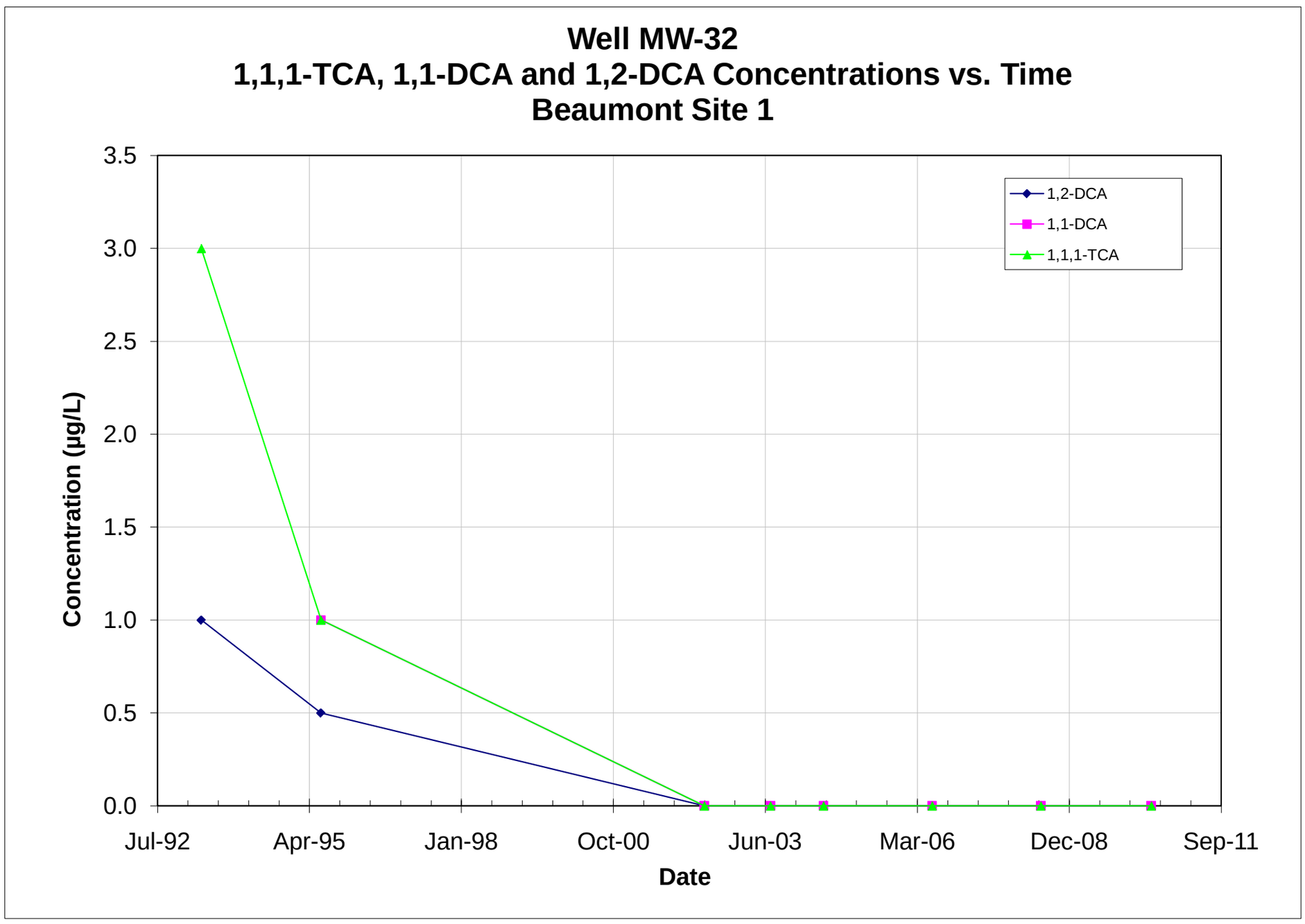

Note: All non-detections are set to zero for graphing purposes.

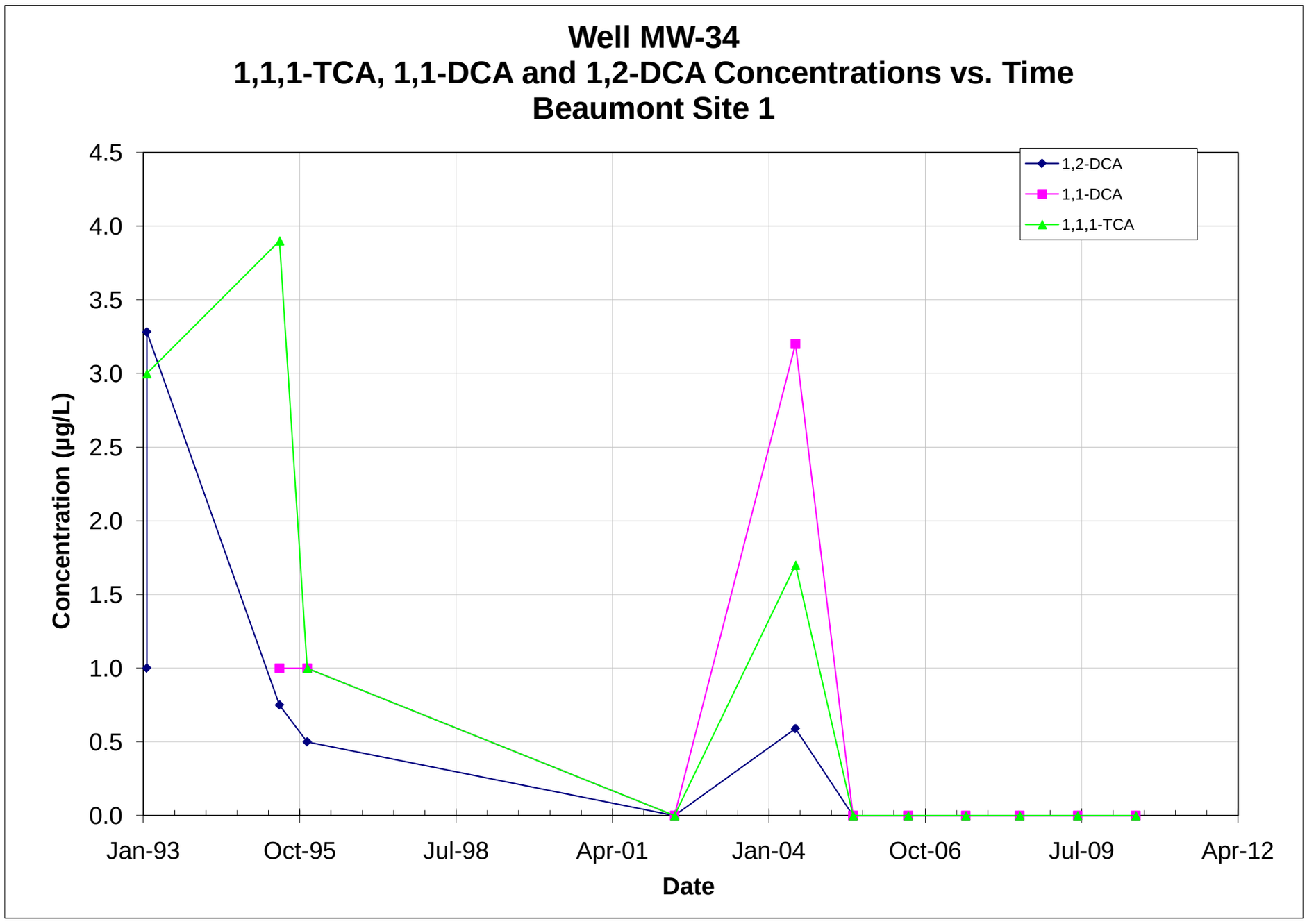

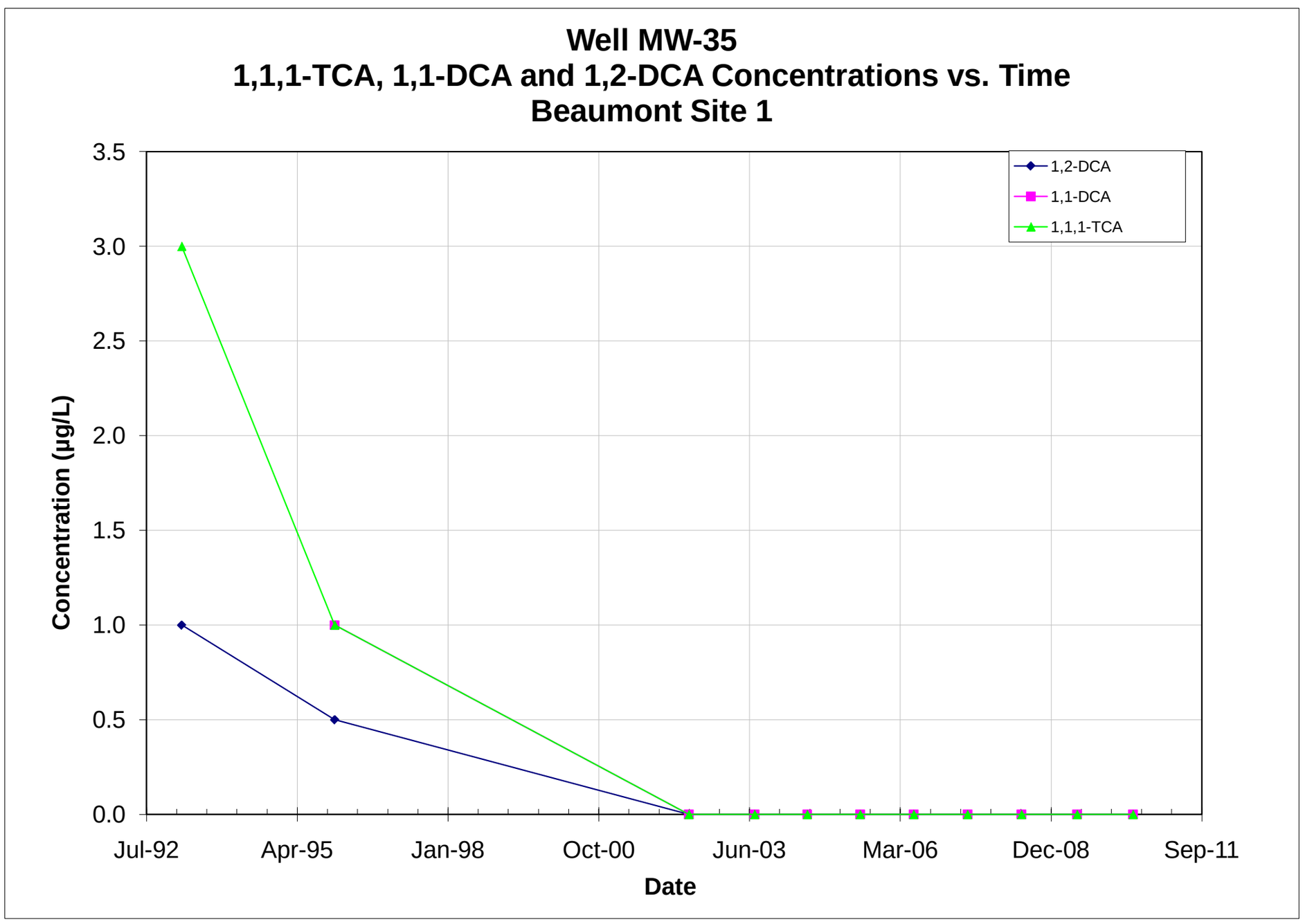

Note: All non-detections are set to zero for graphing purposes.

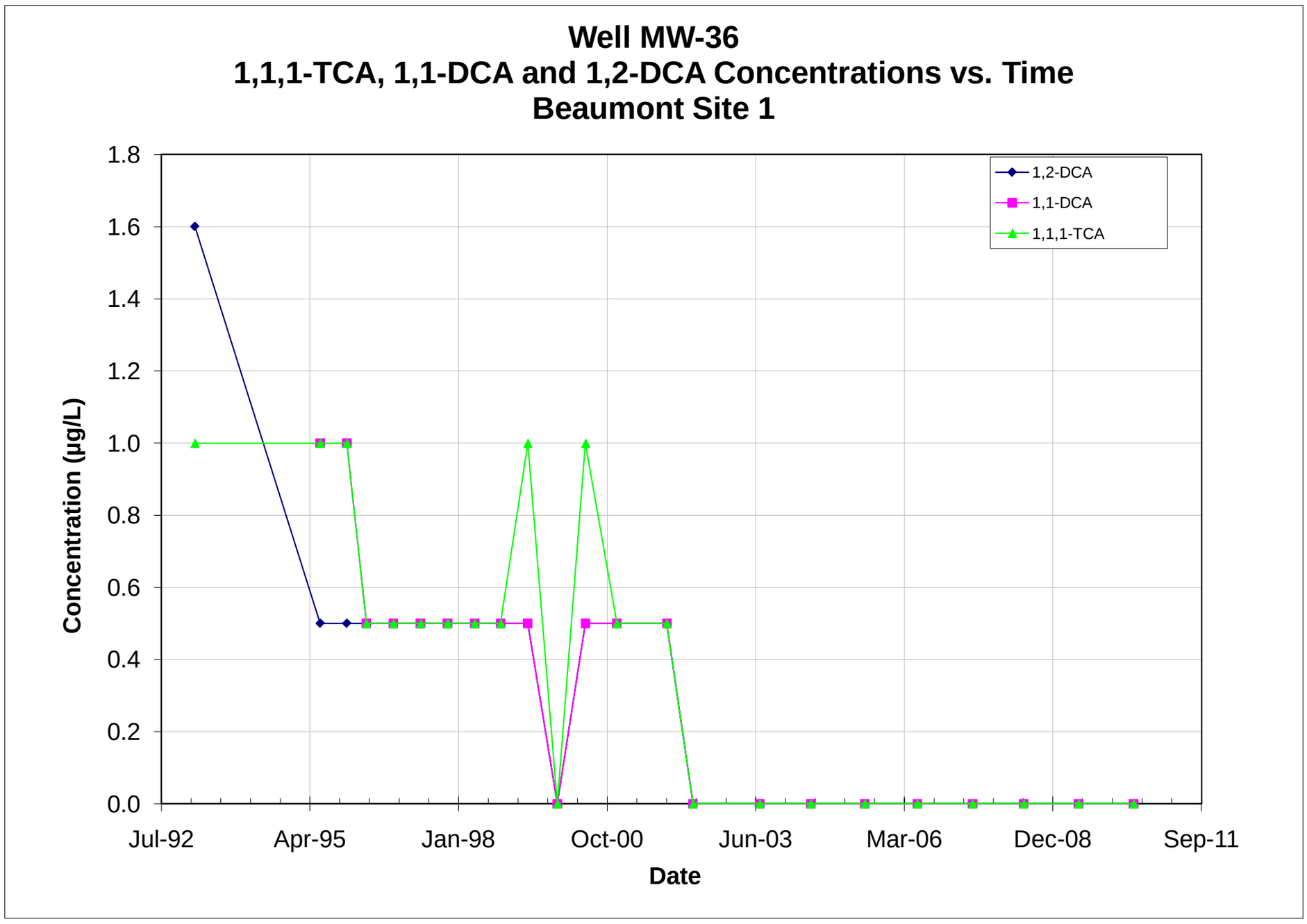

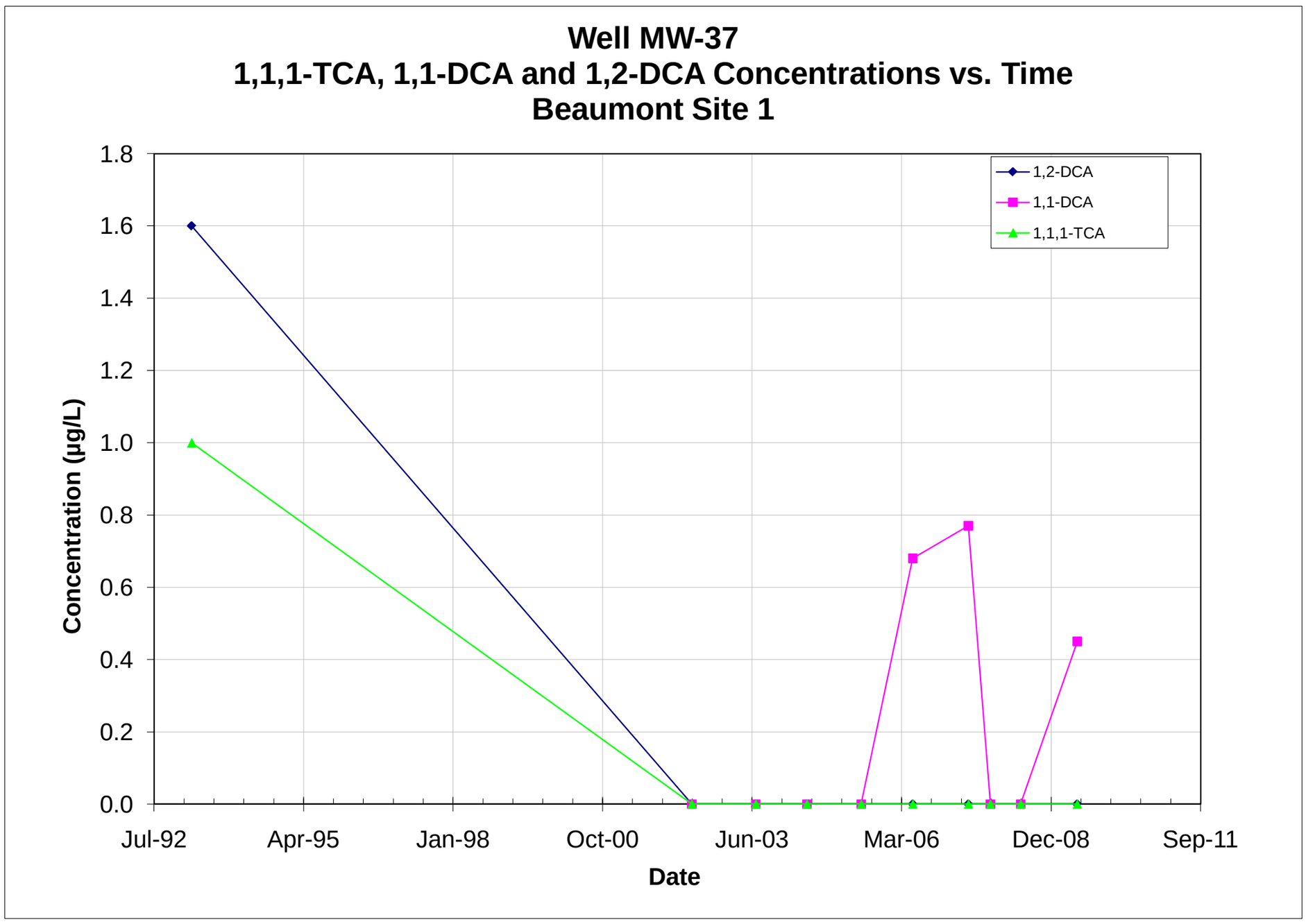

Note: All non-detections are set to zero for graphing purposes.

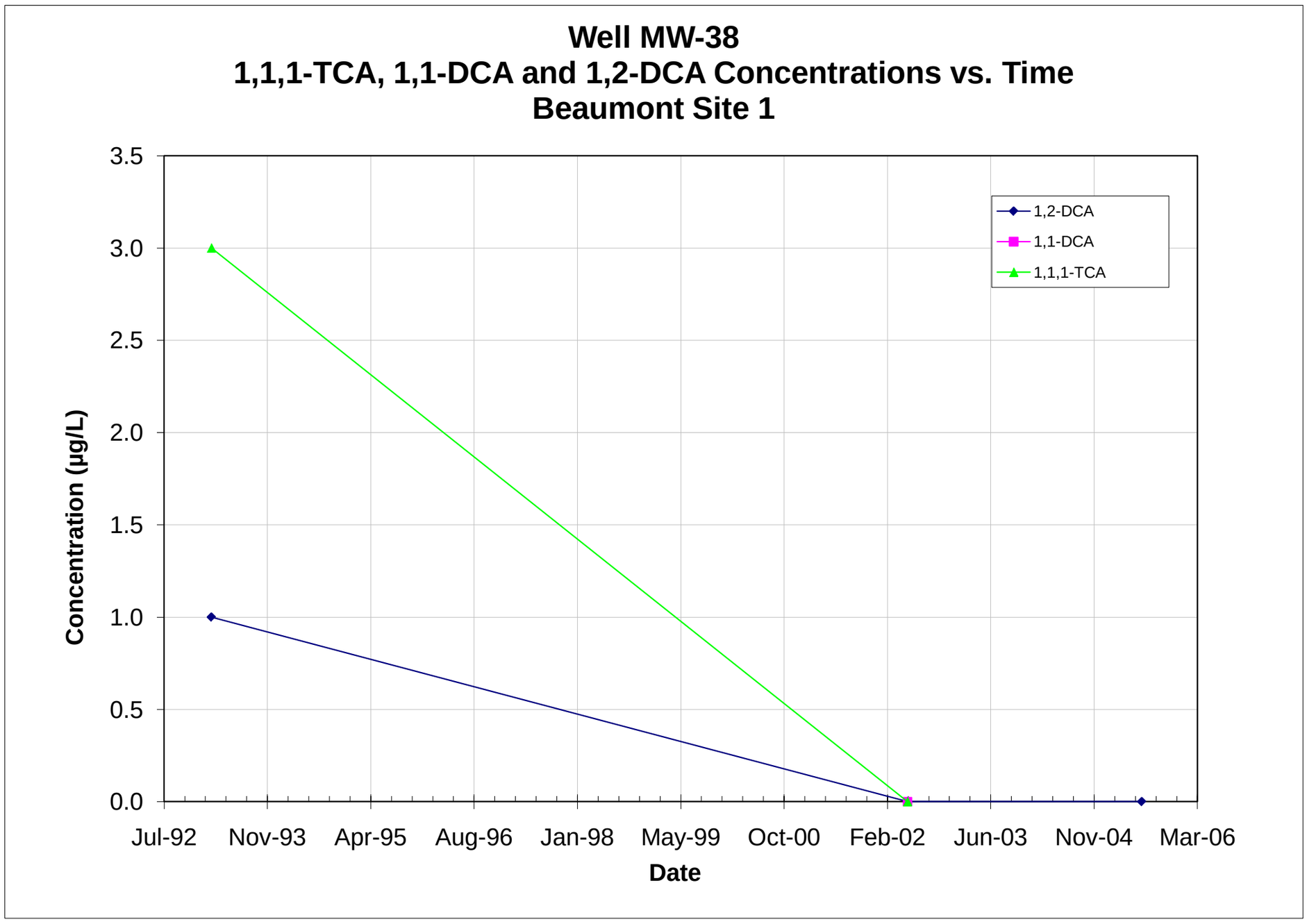

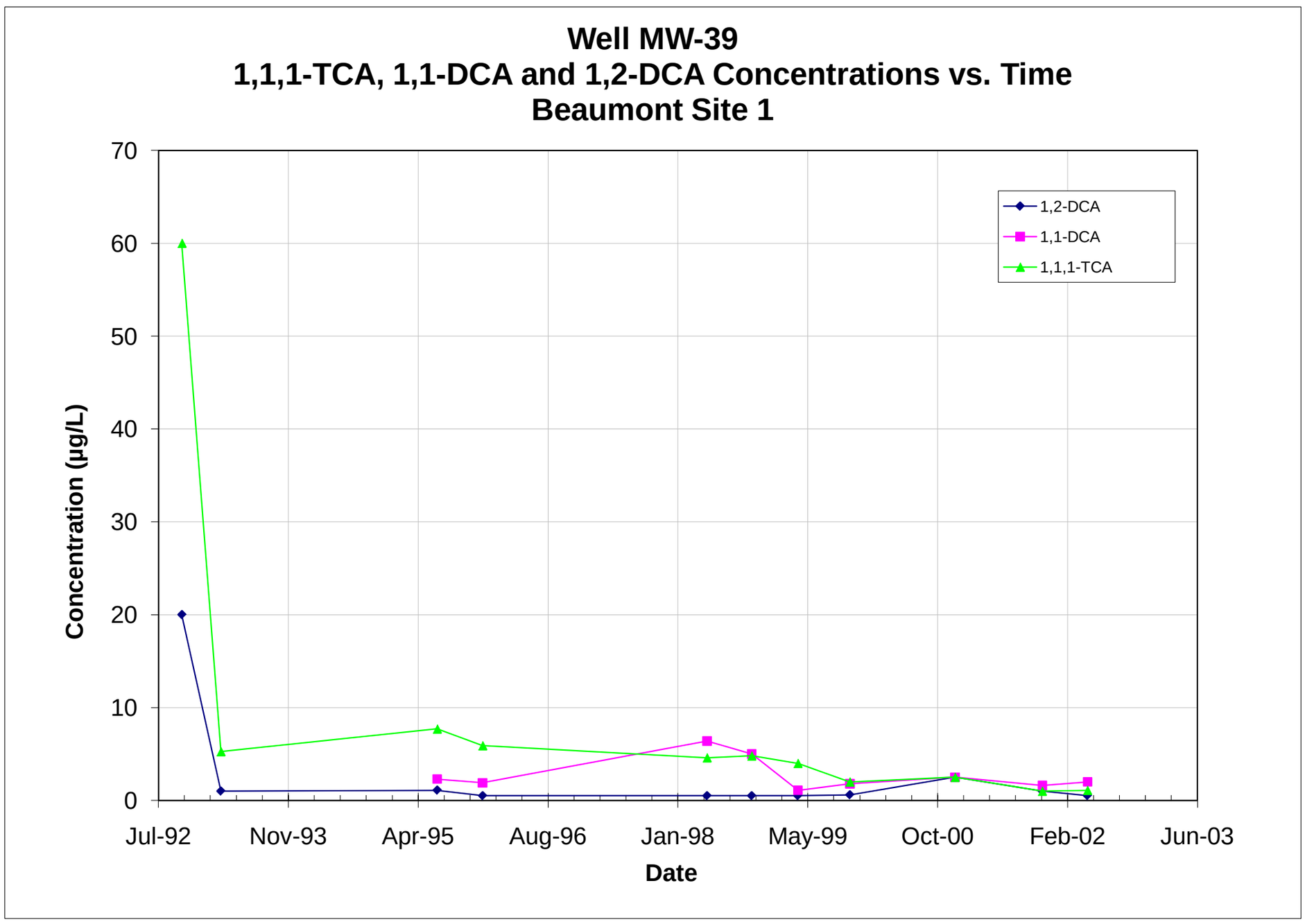

Note: All non-detections are set to zero for graphing purposes.

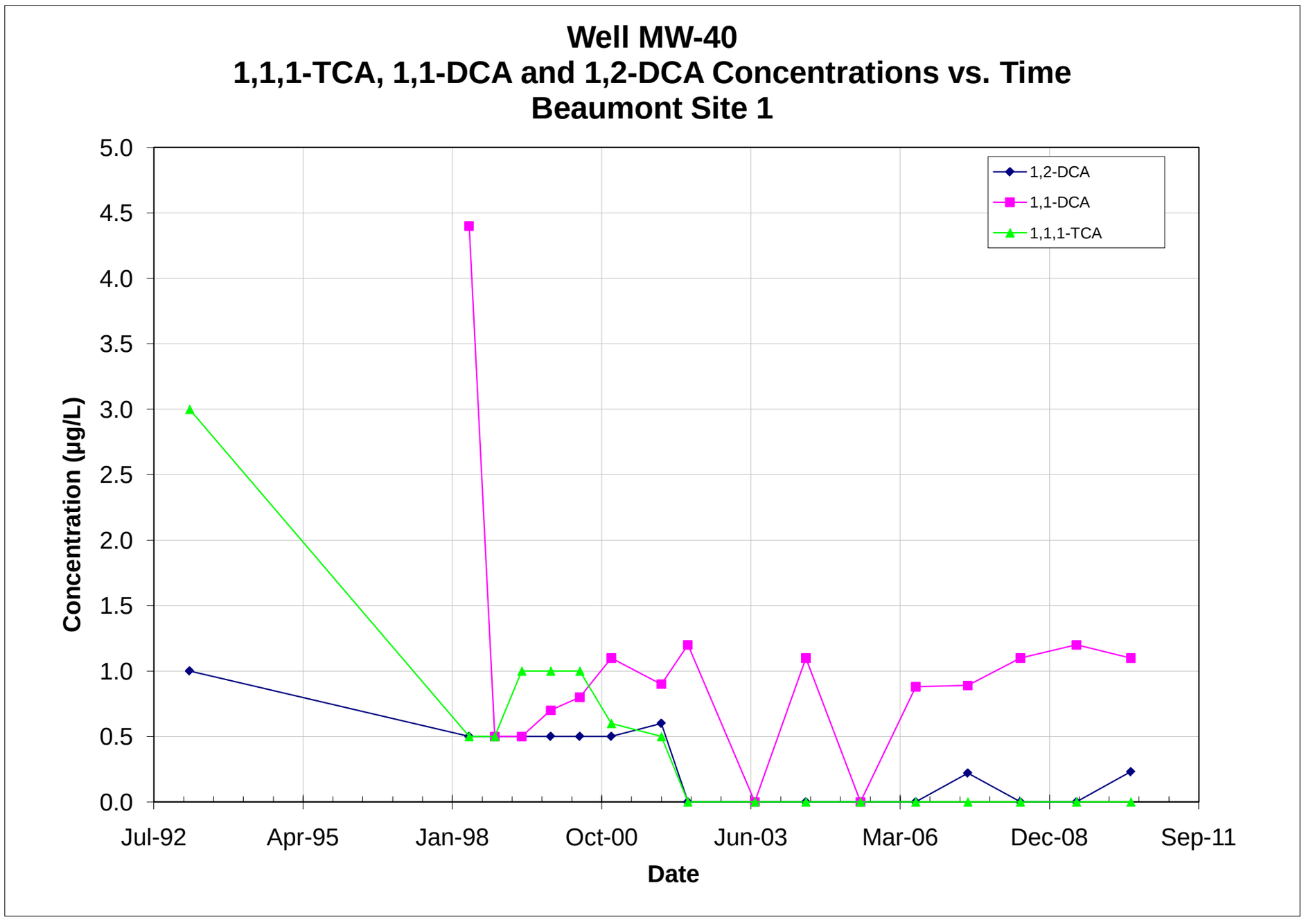

Note: All non-detections are set to zero for graphing purposes.

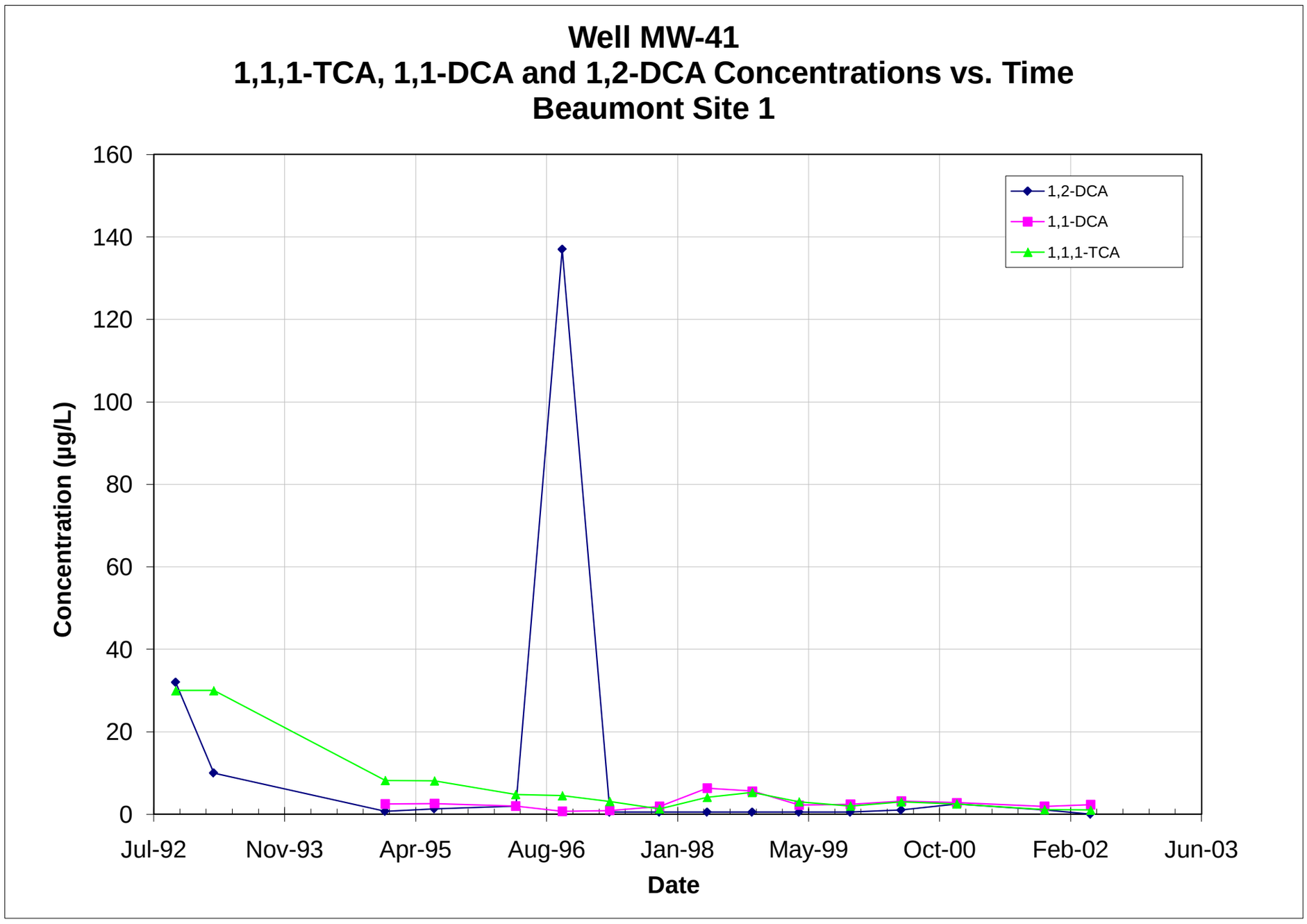

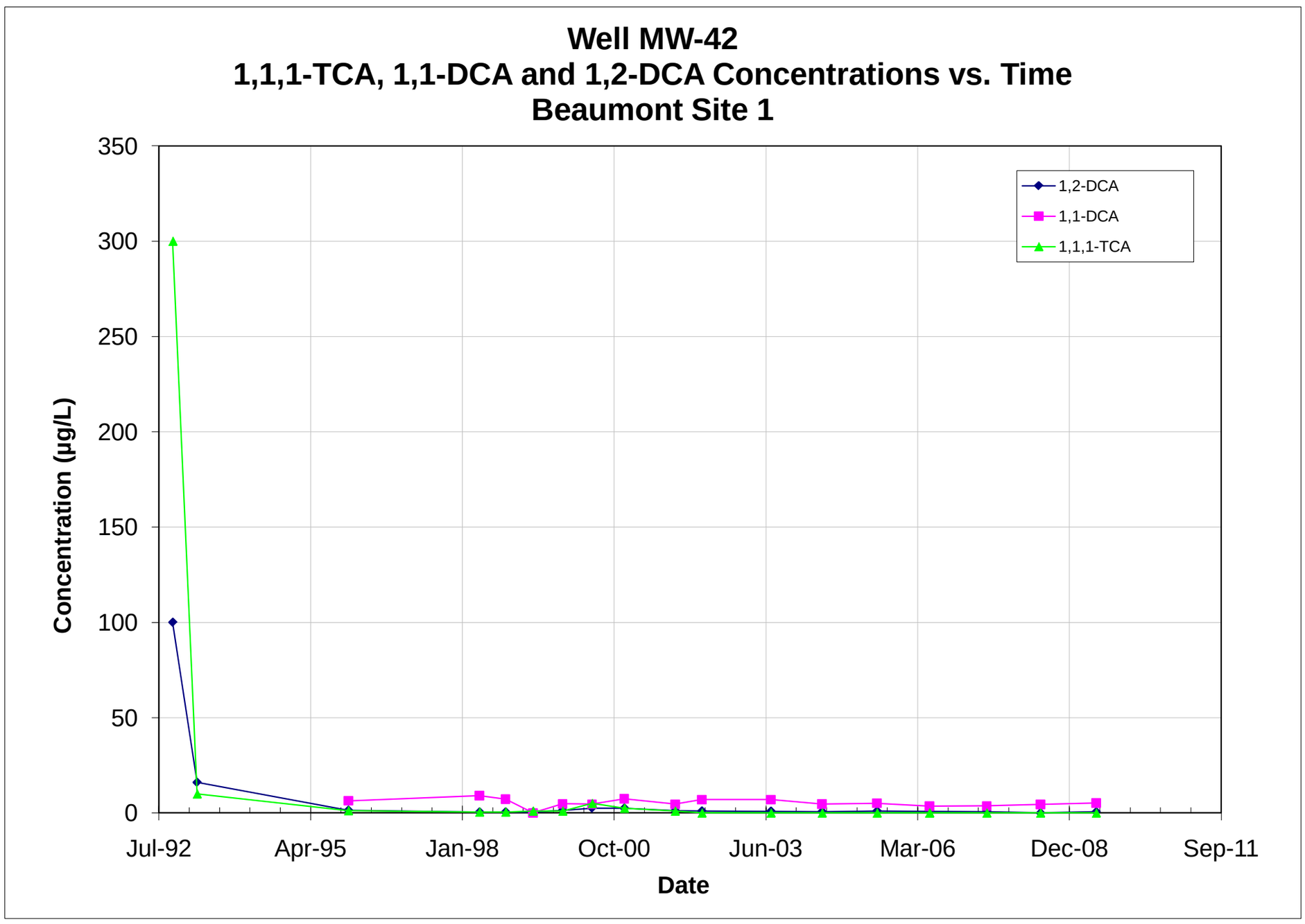

Note: All non-detections are set to zero for graphing purposes.

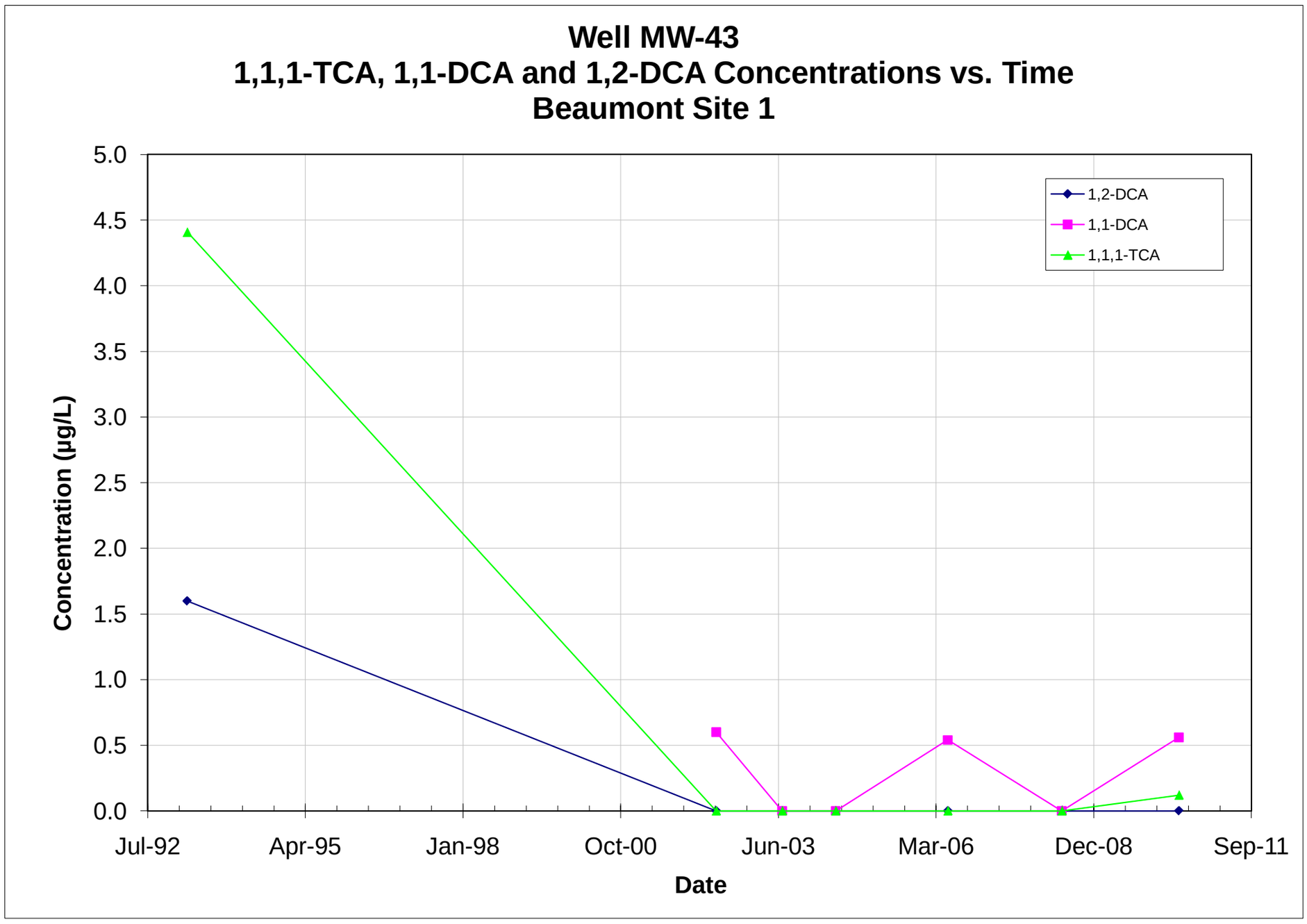

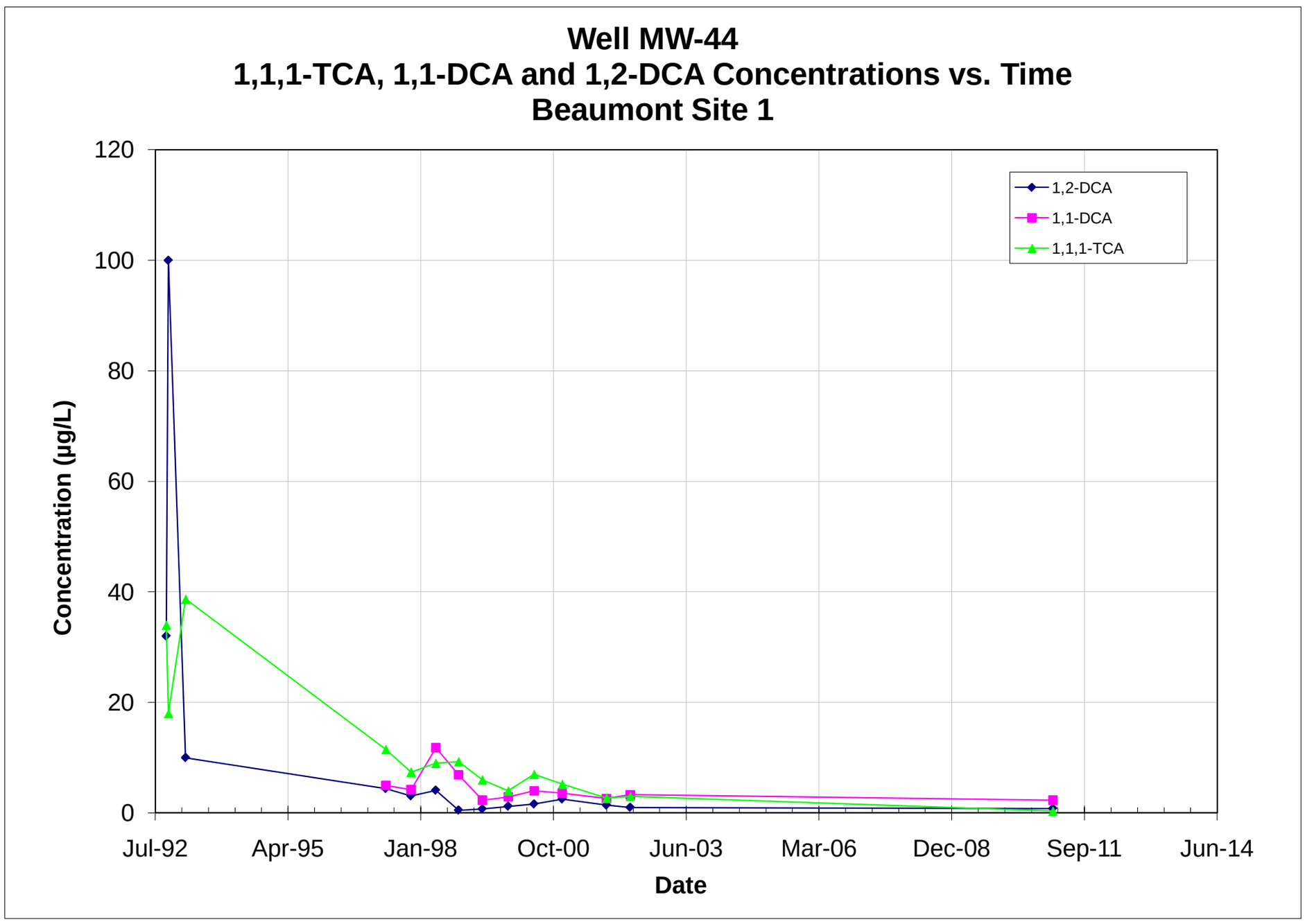

Note: All non-detections are set to zero for graphing purposes.

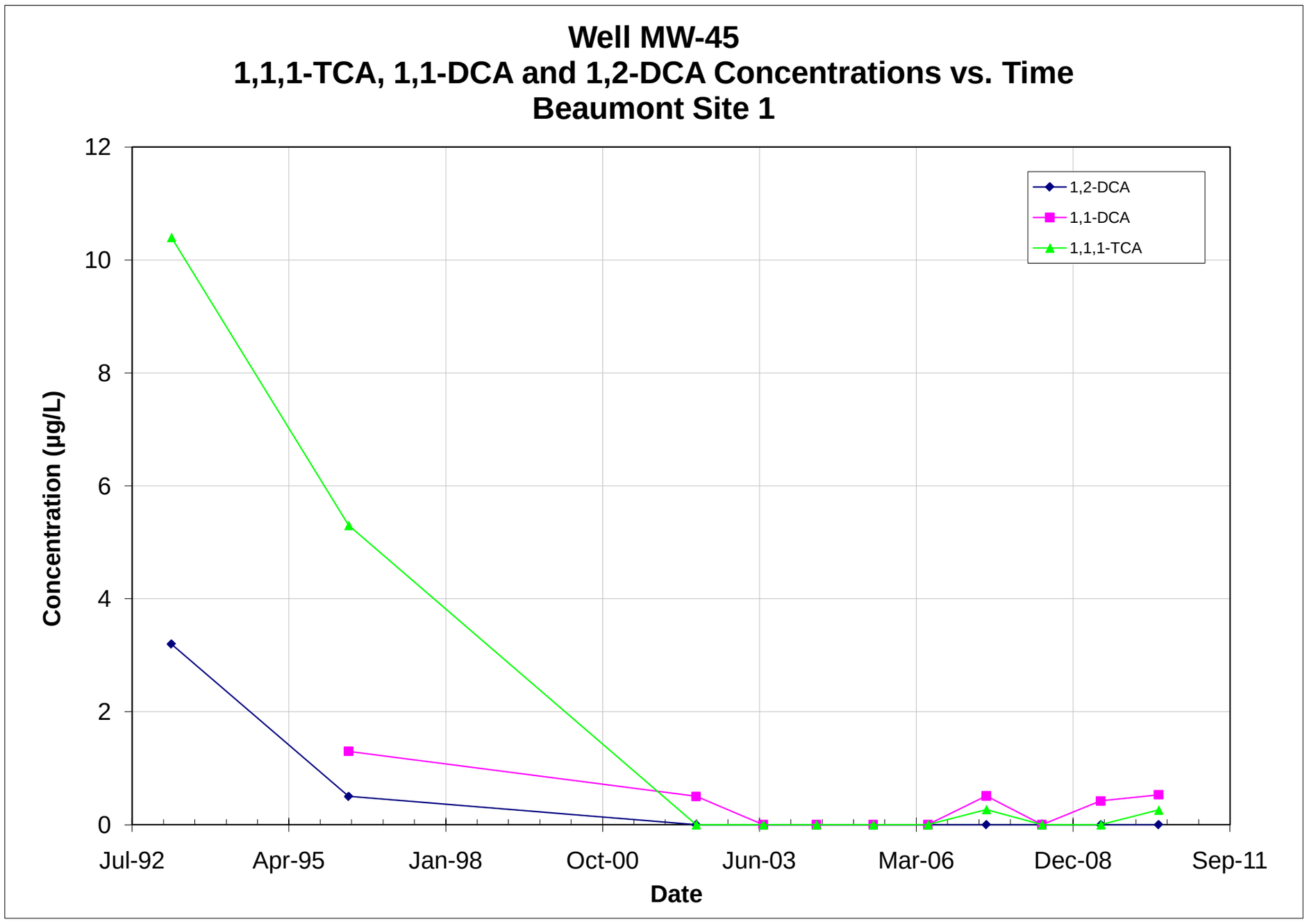

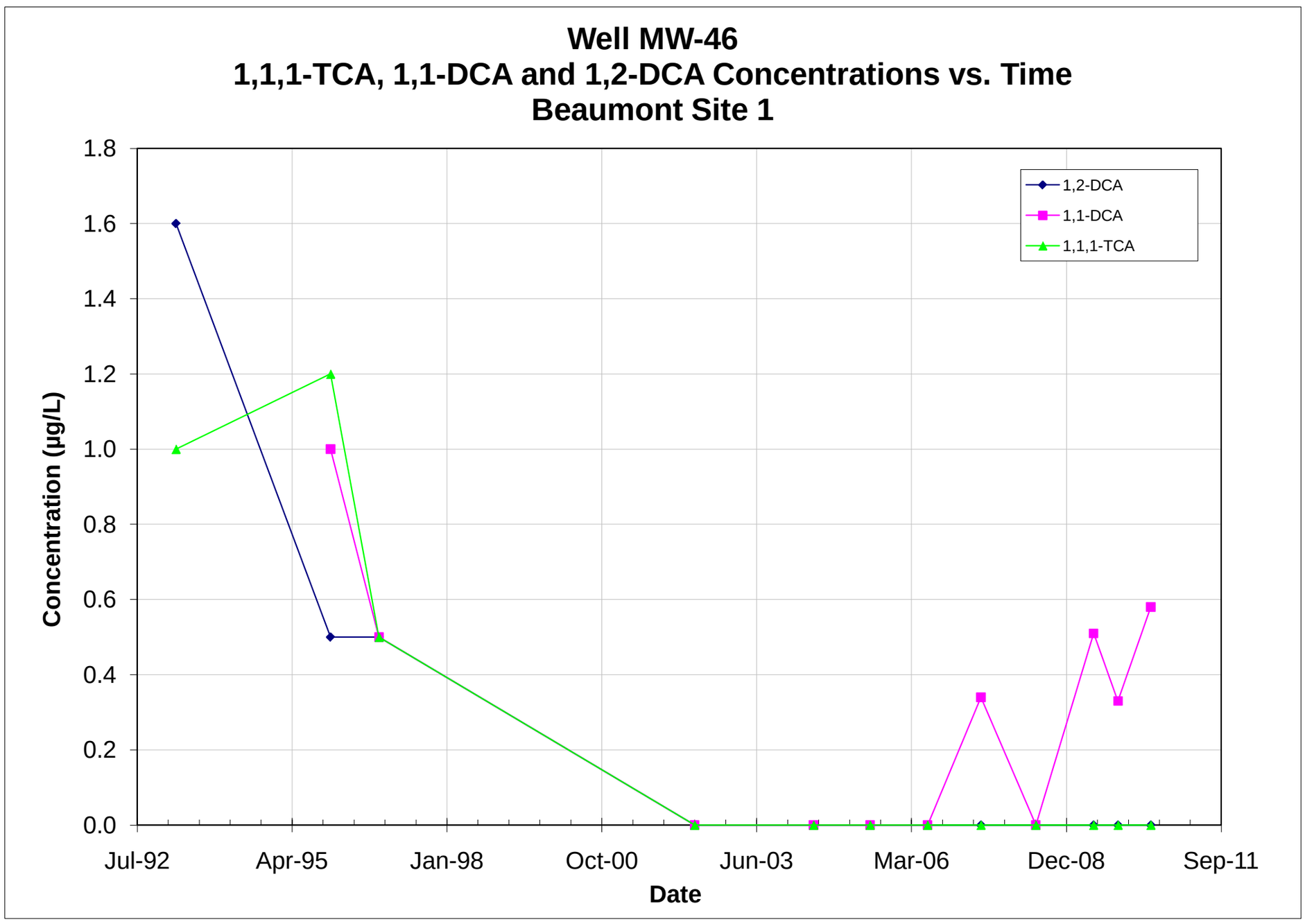

Note: All non-detections are set to zero for graphing purposes.

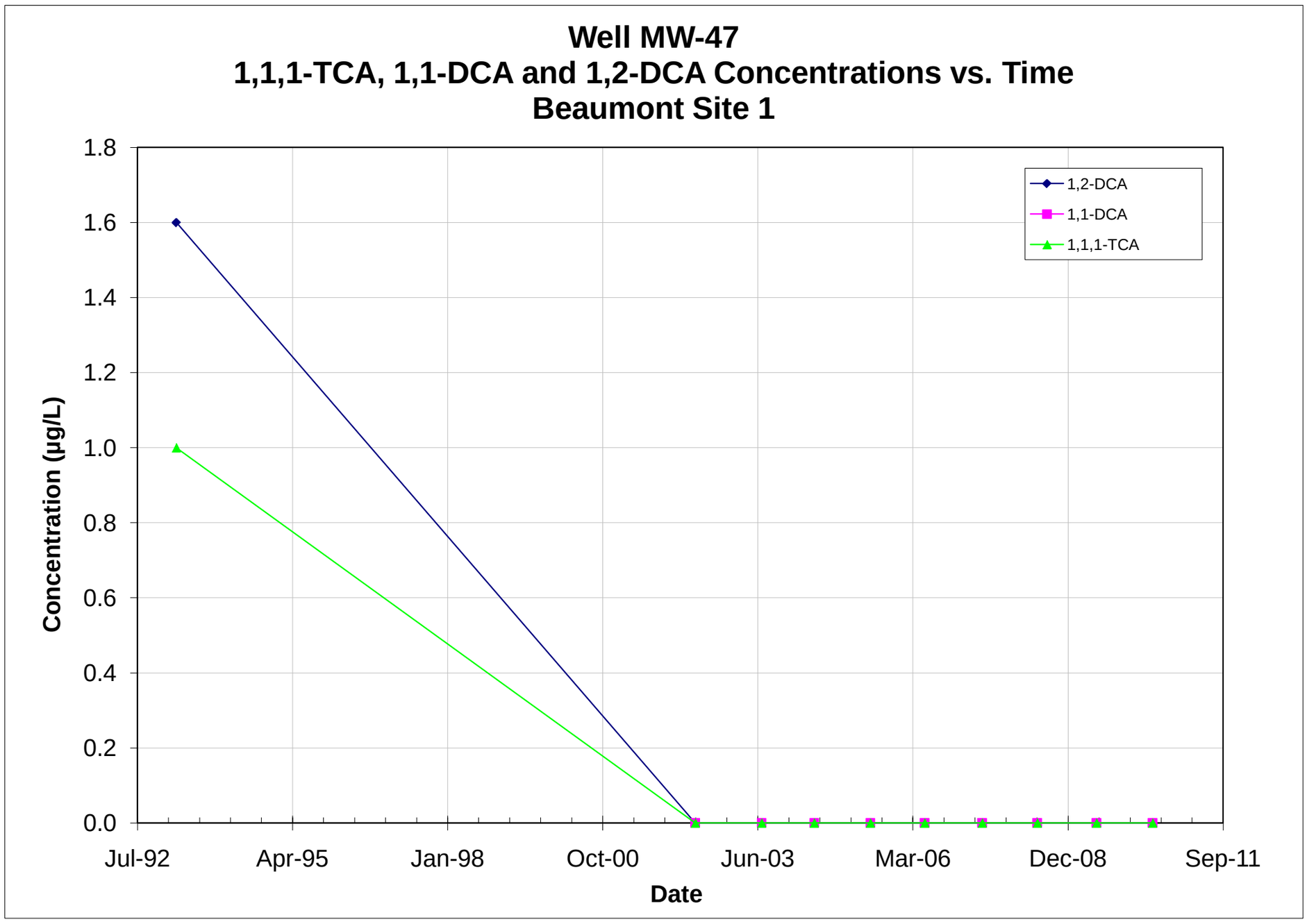

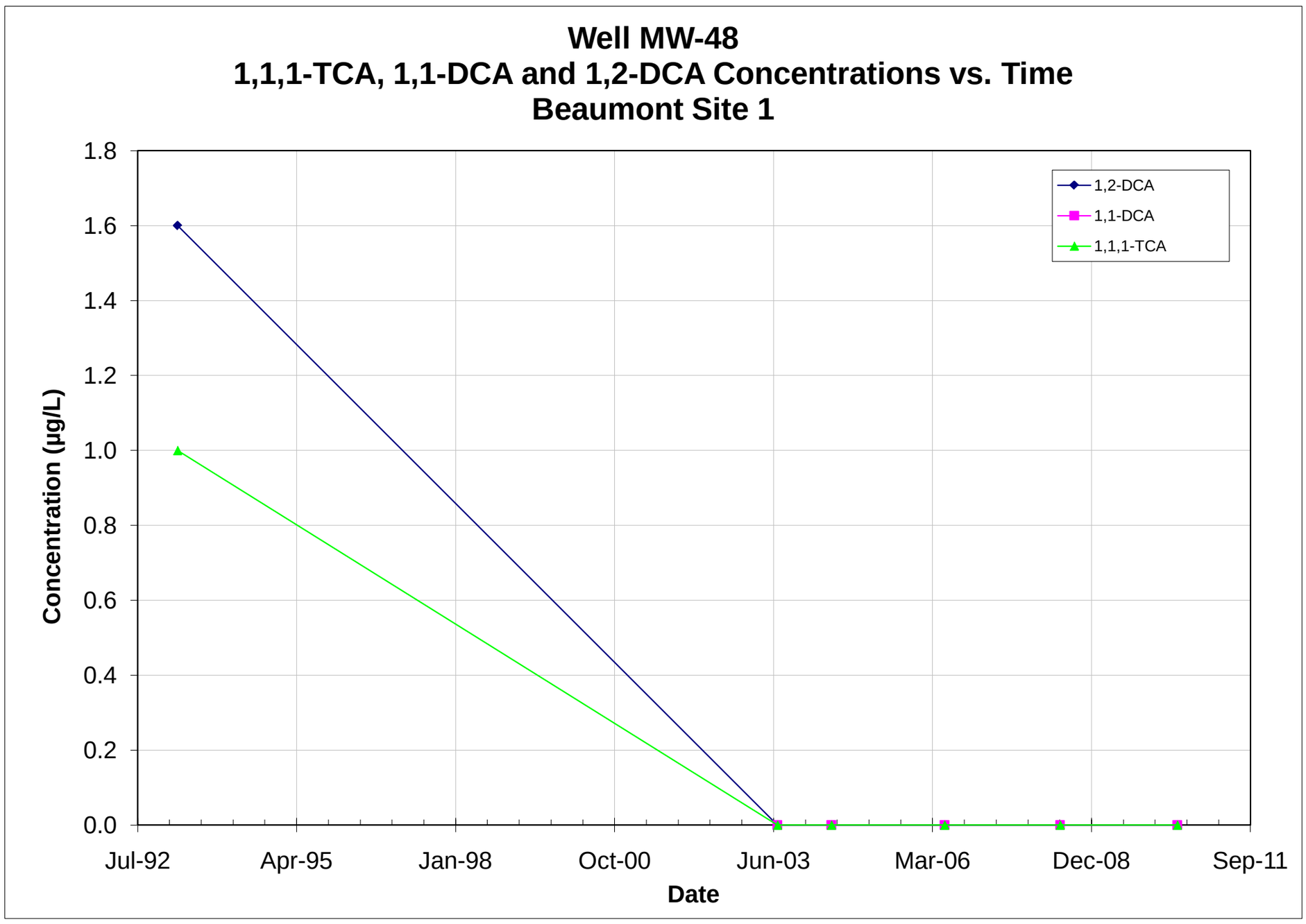

Note: All non-detections are set to zero for graphing purposes.

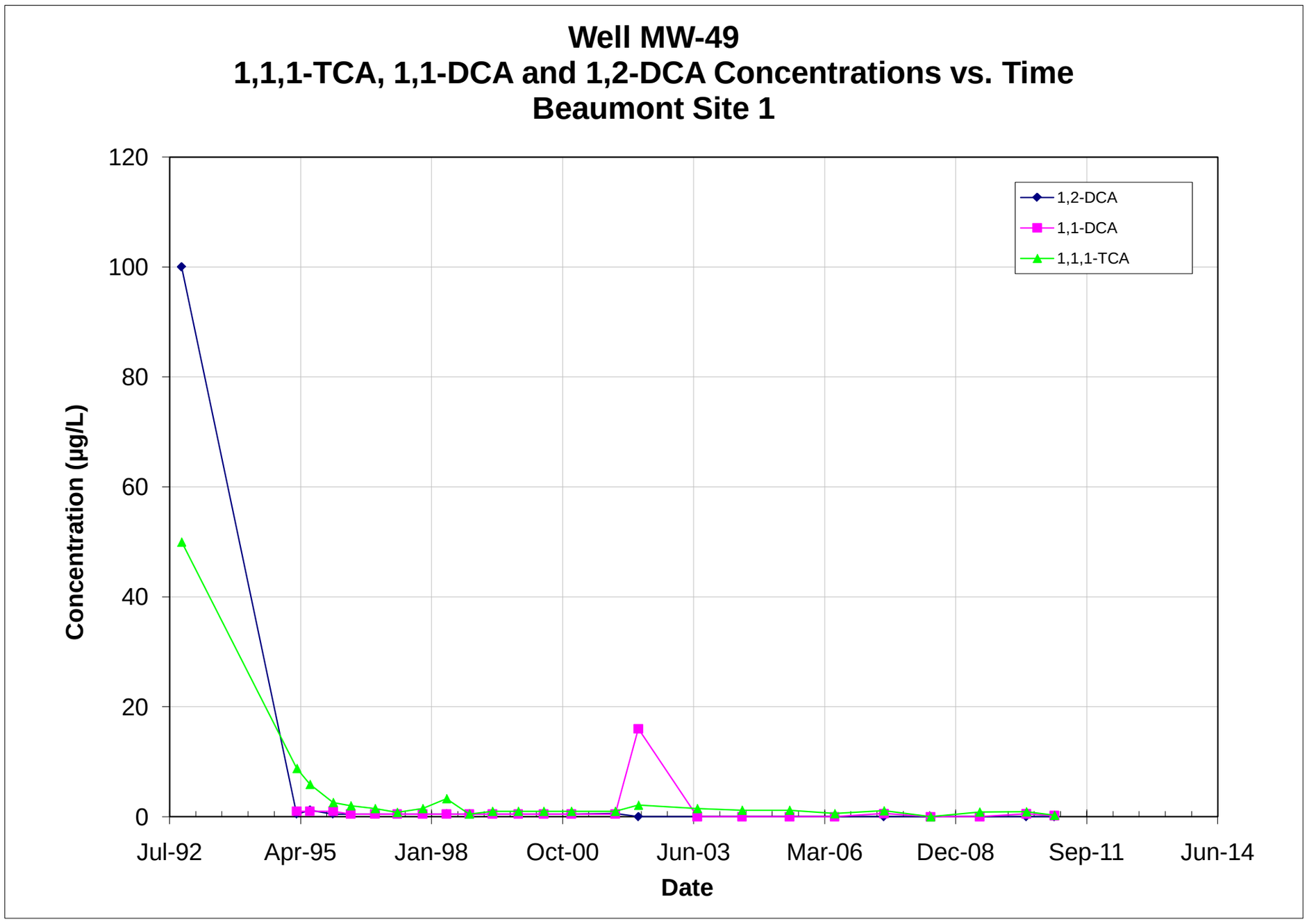

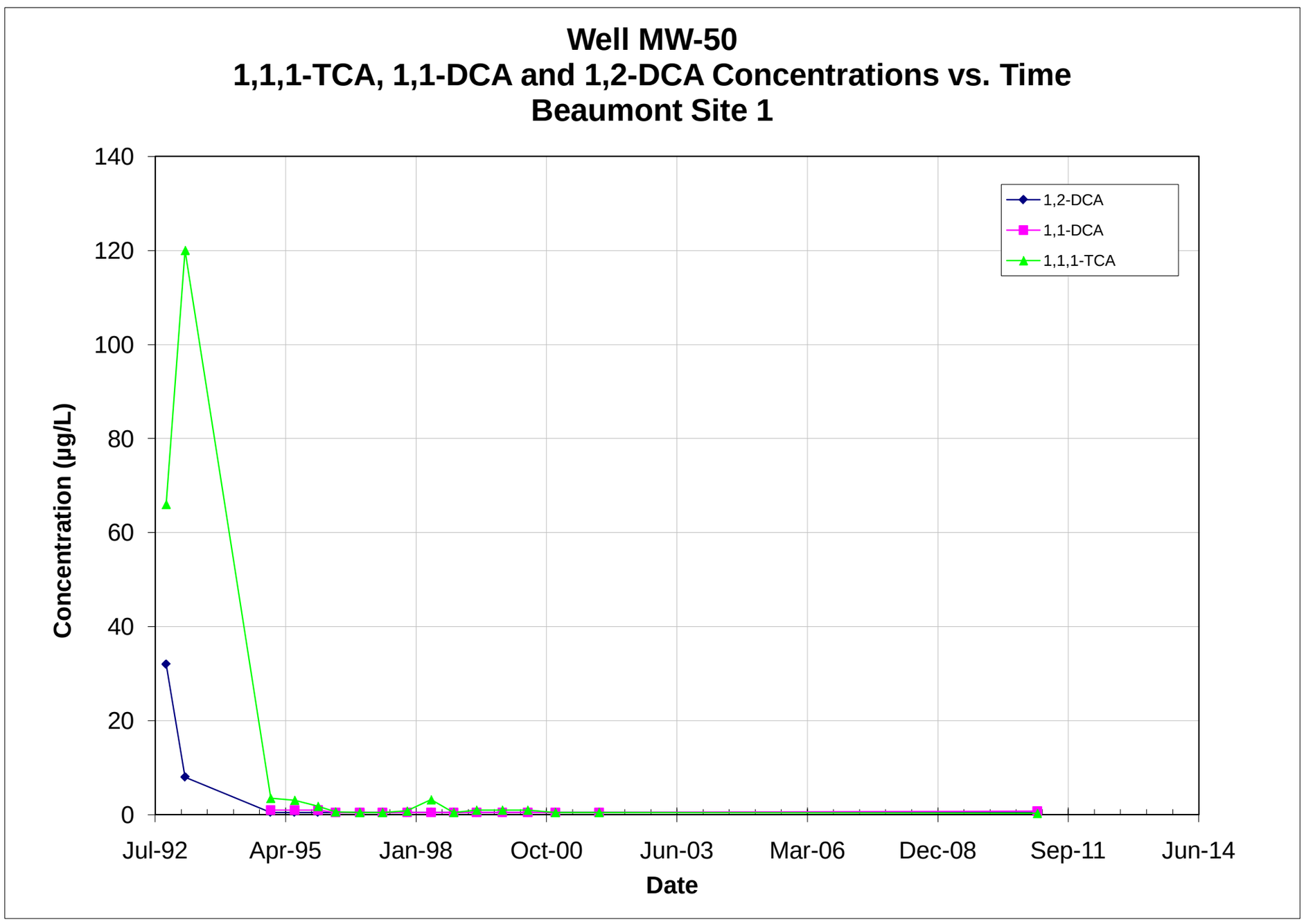

Note: All non-detections are set to zero for graphing purposes.

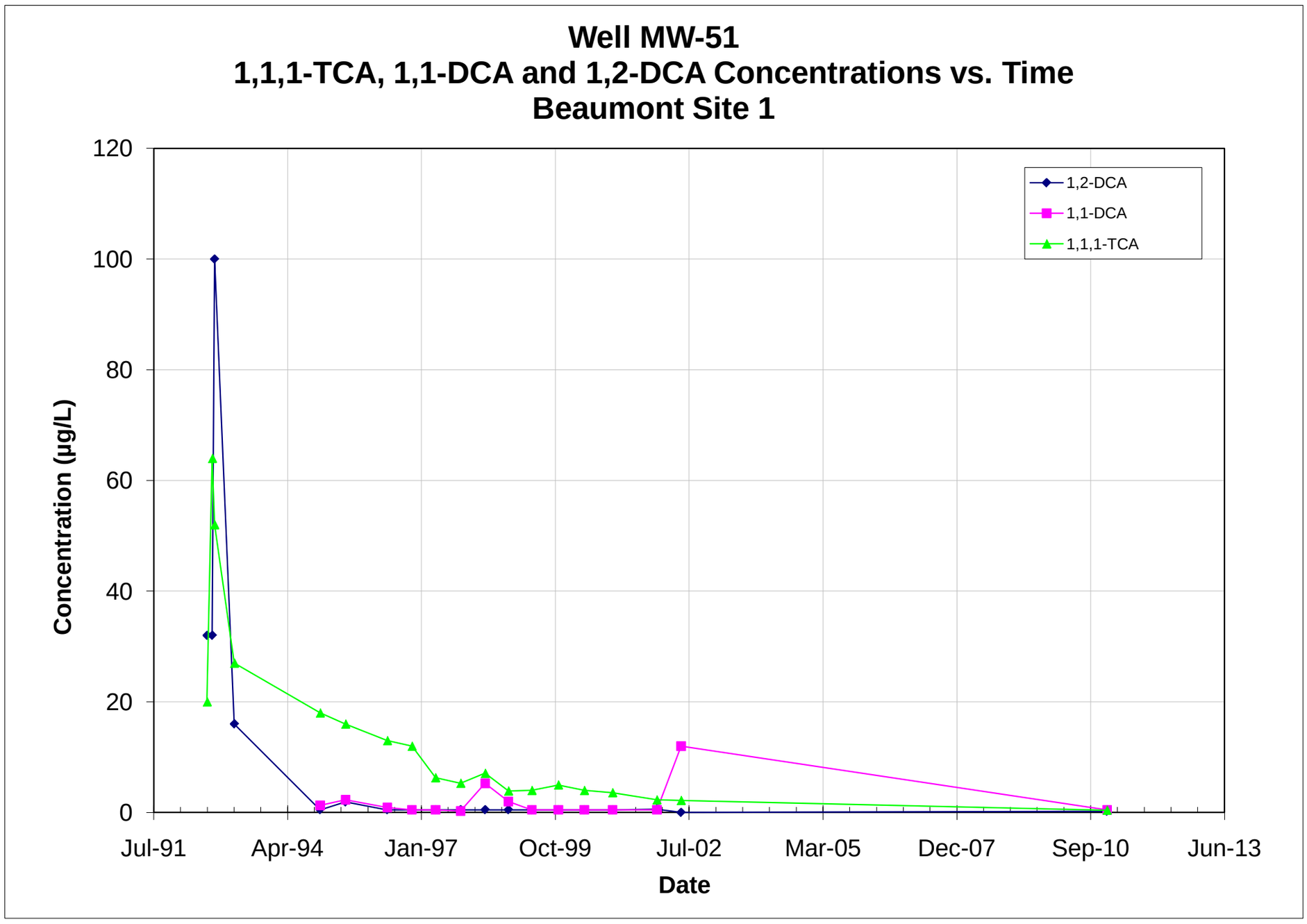

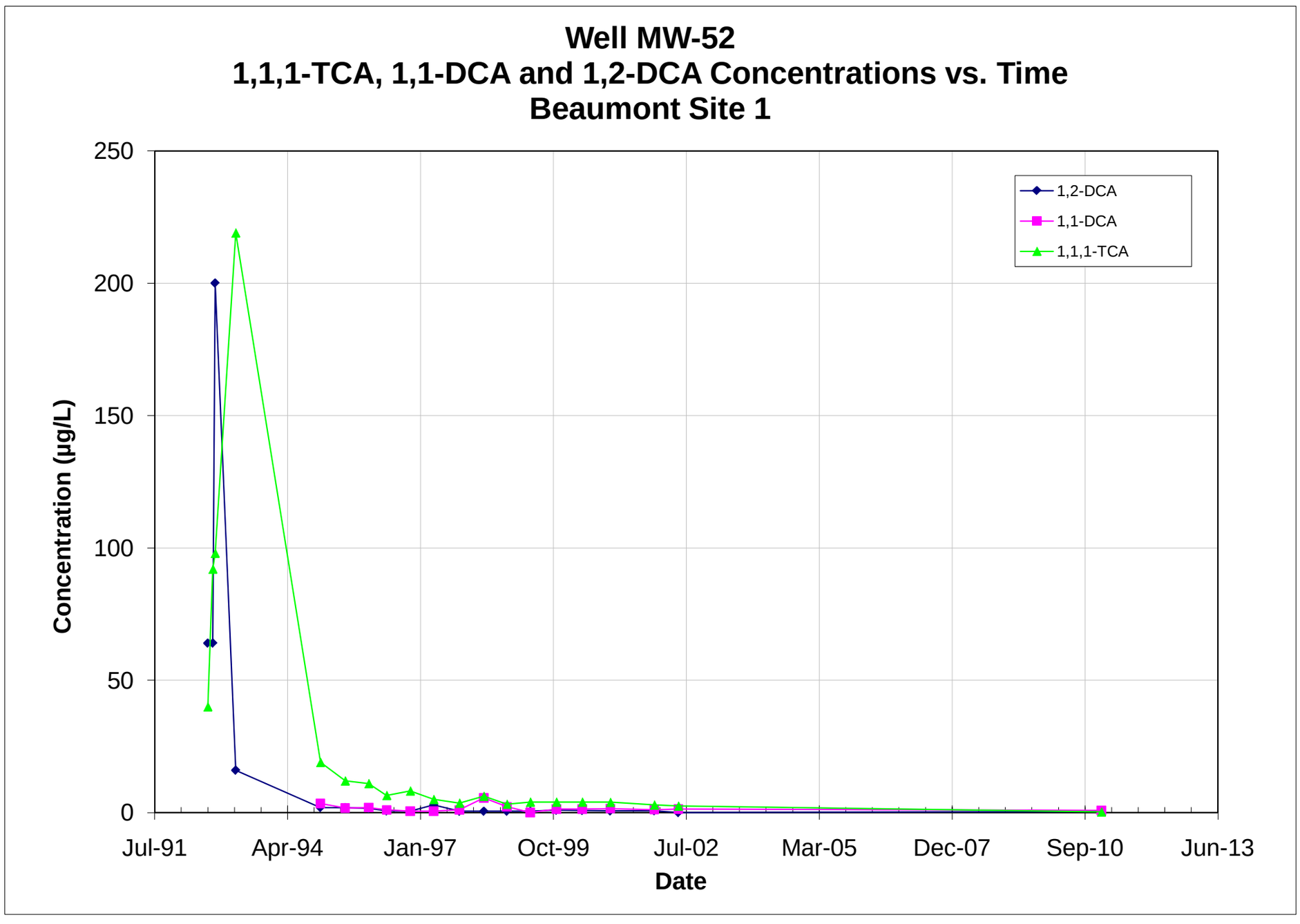

Note: All non-detections are set to zero for graphing purposes.

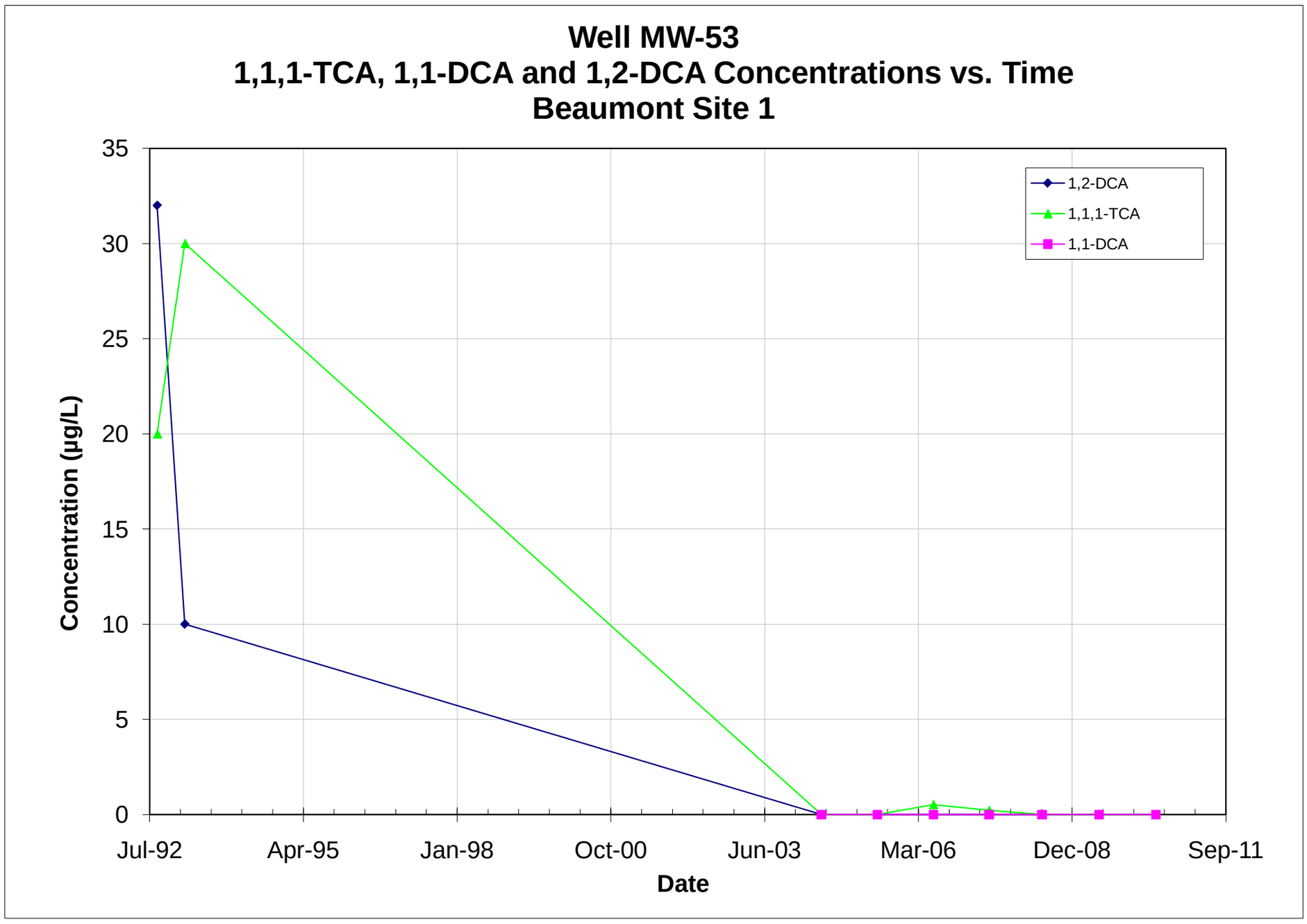

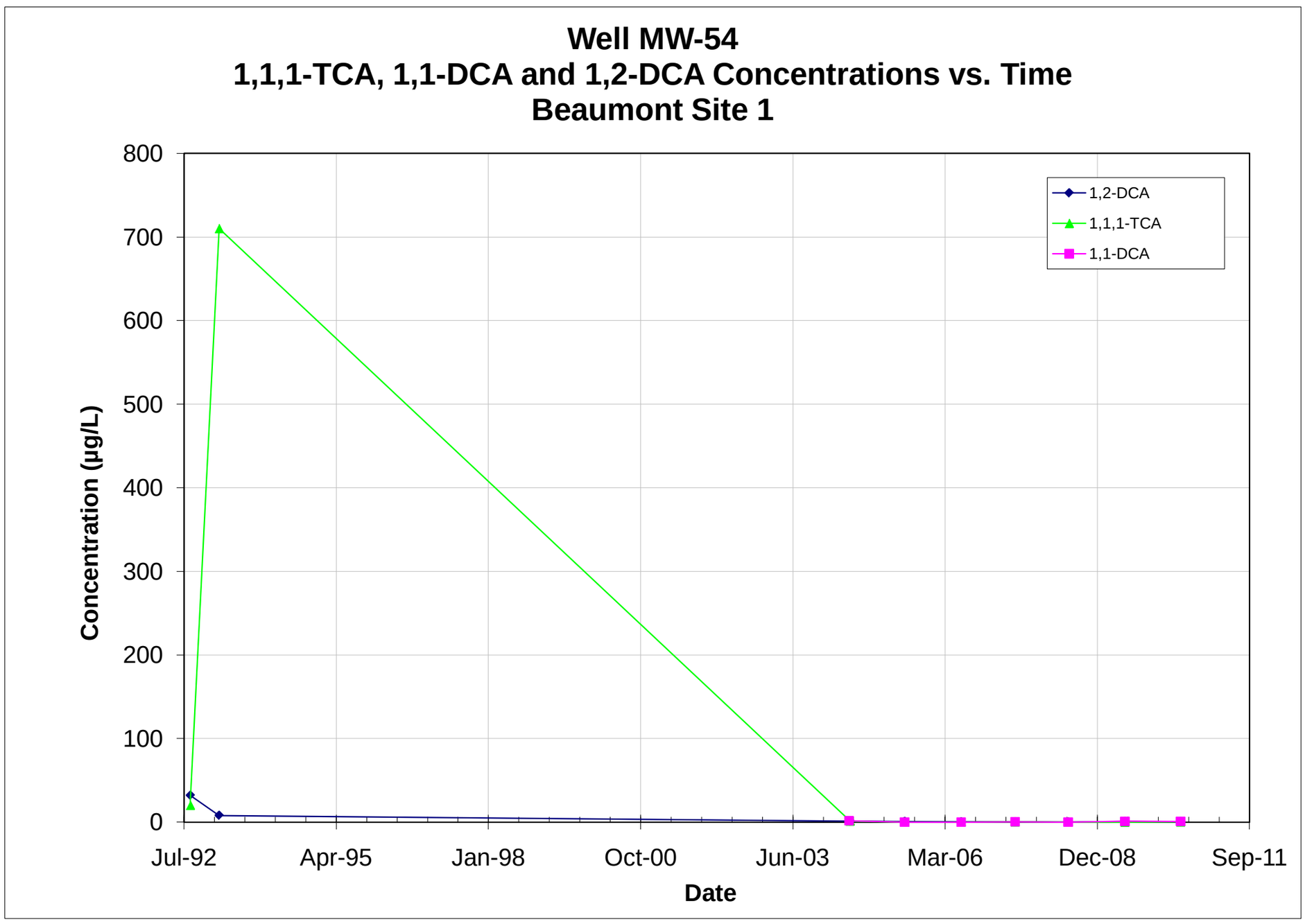

Note: All non-detections are set to zero for graphing purposes.

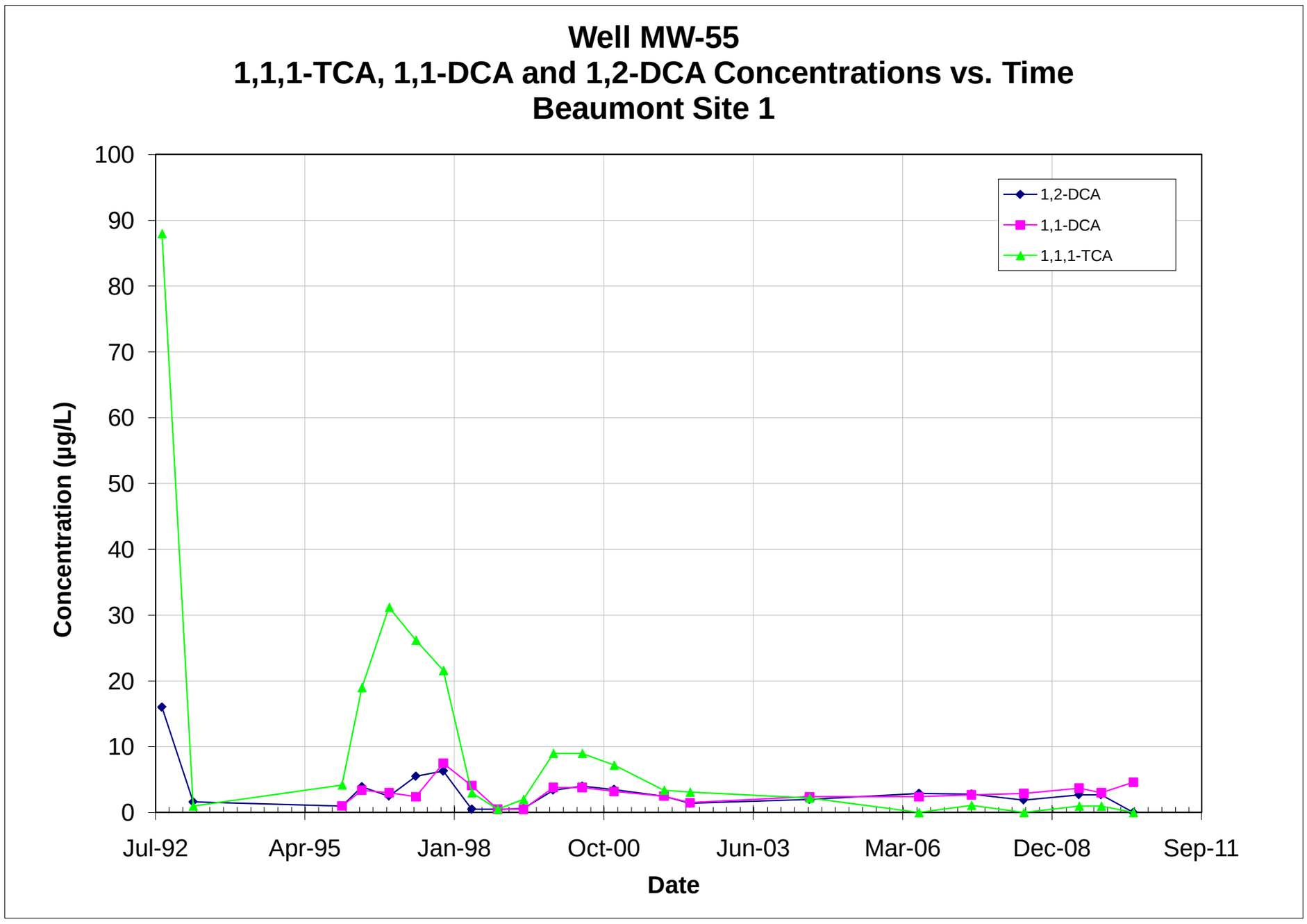

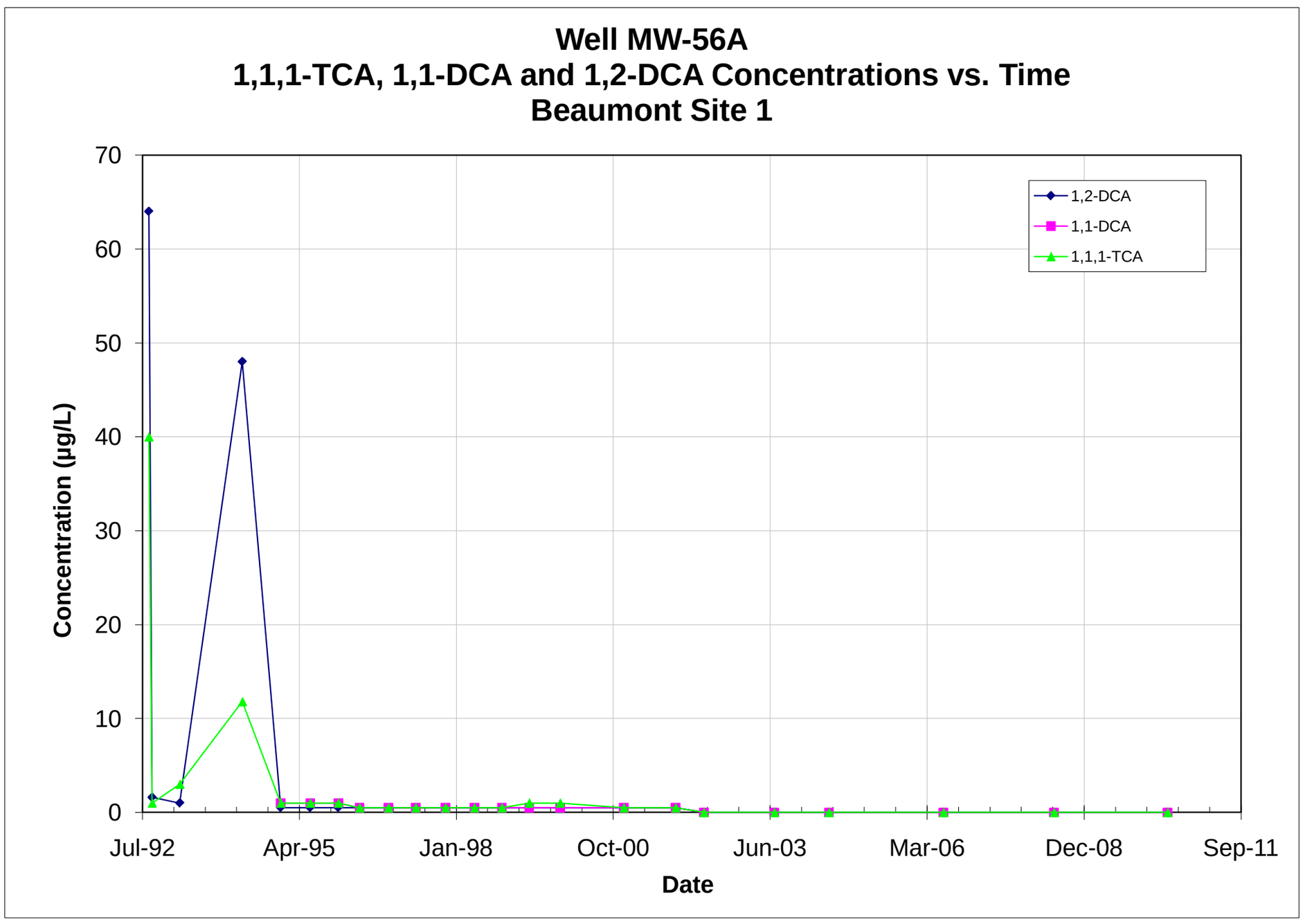

Note: All non-detections are set to zero for graphing purposes.

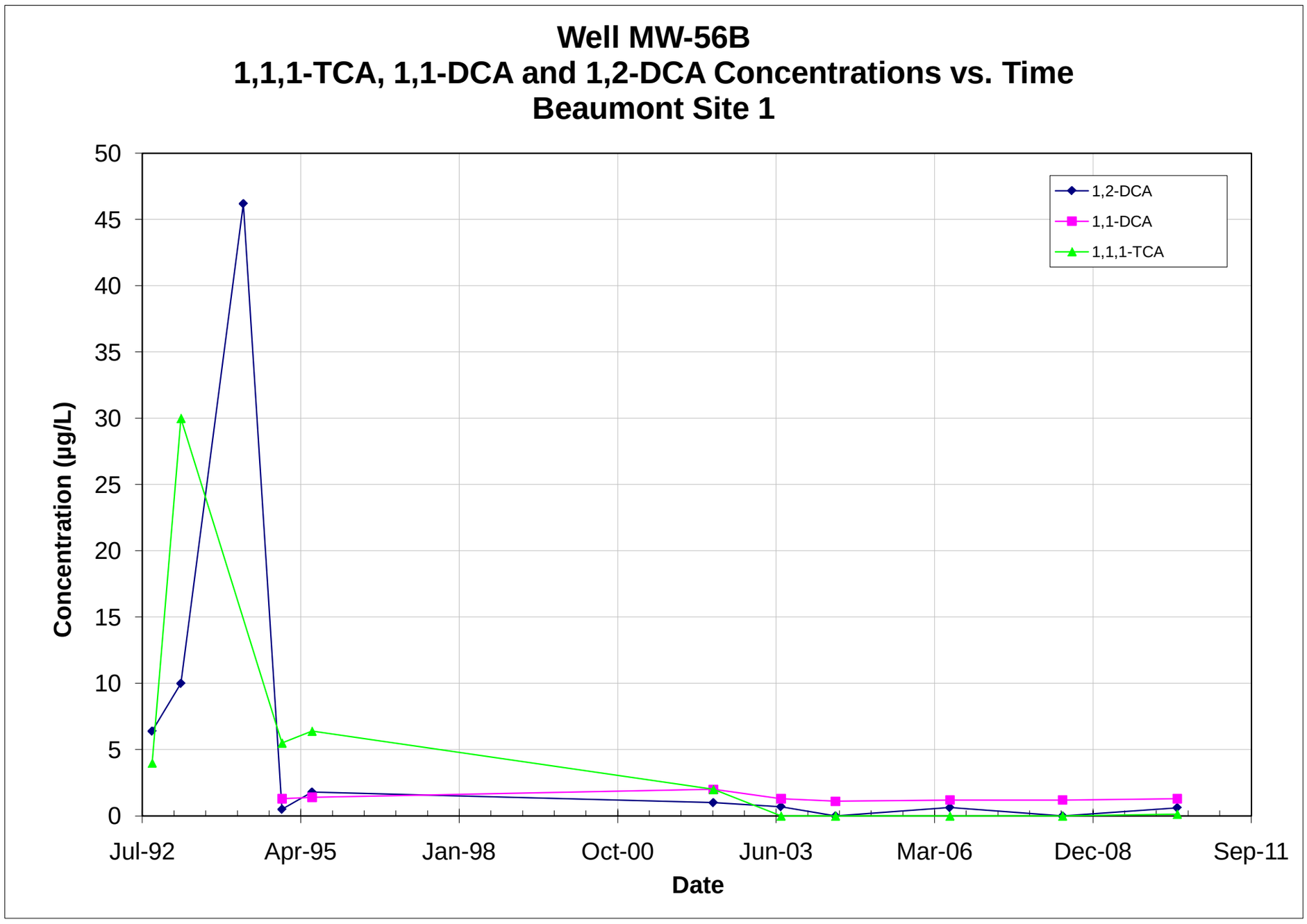

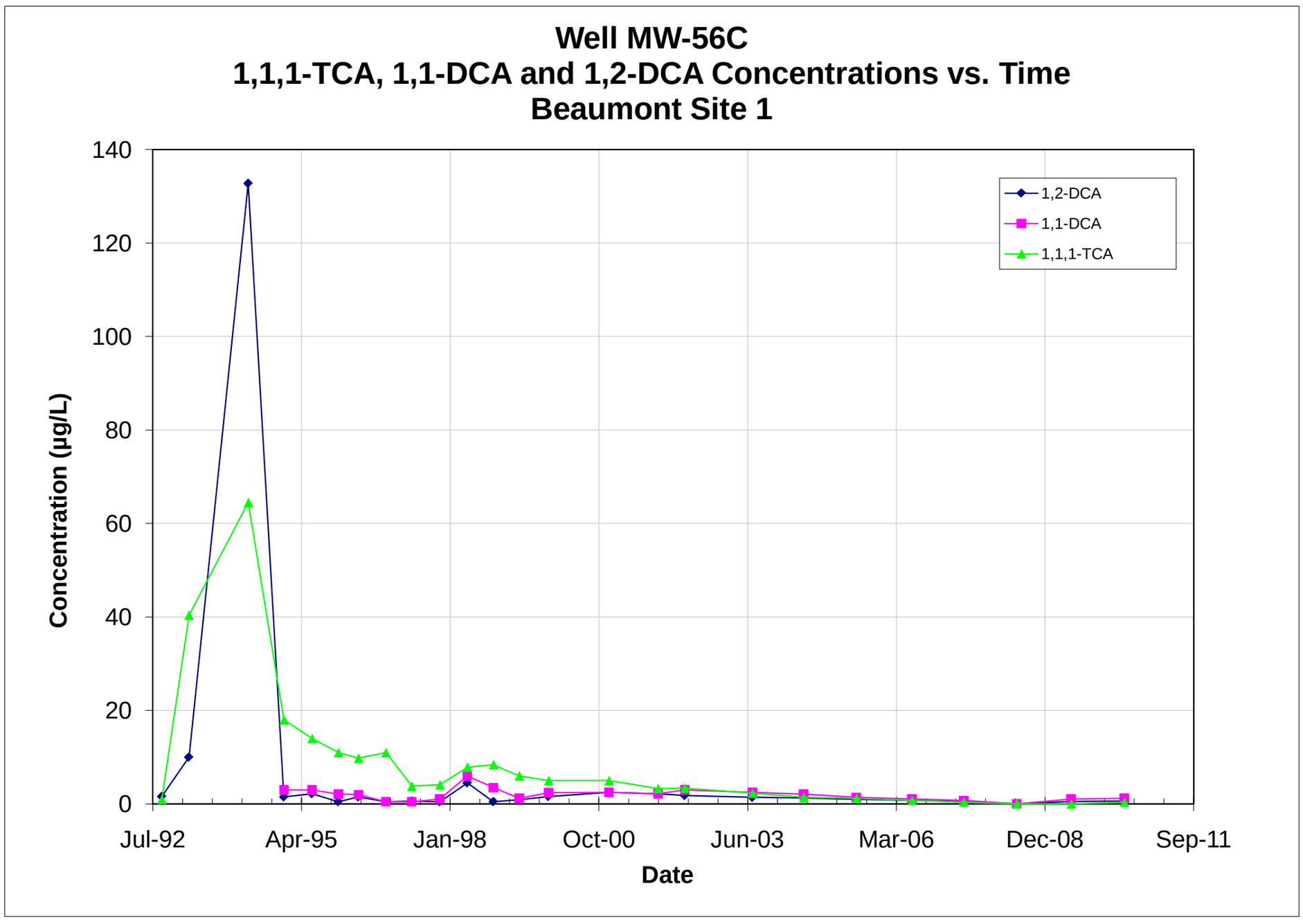

Note: All non-detections are set to zero for graphing purposes.

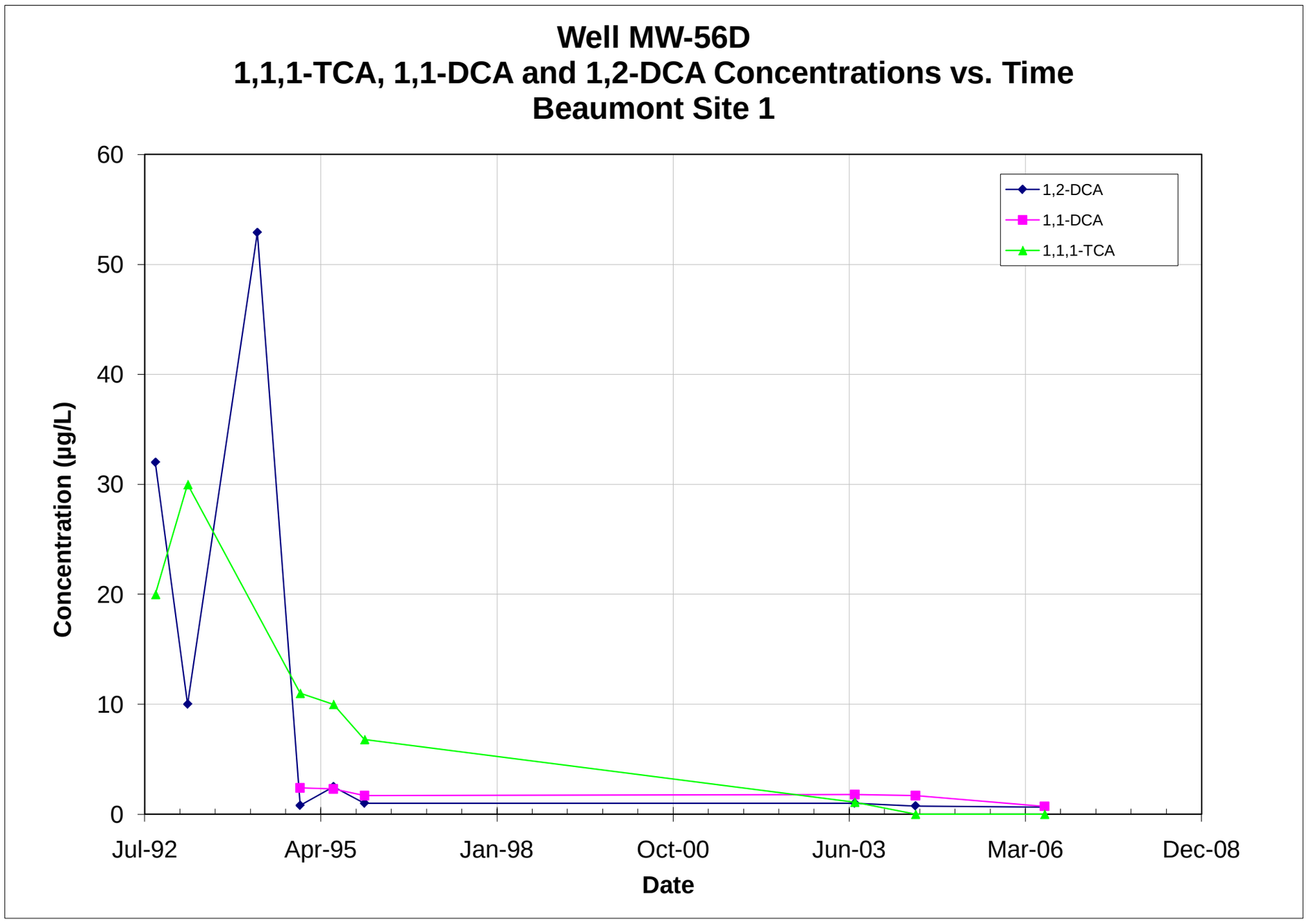

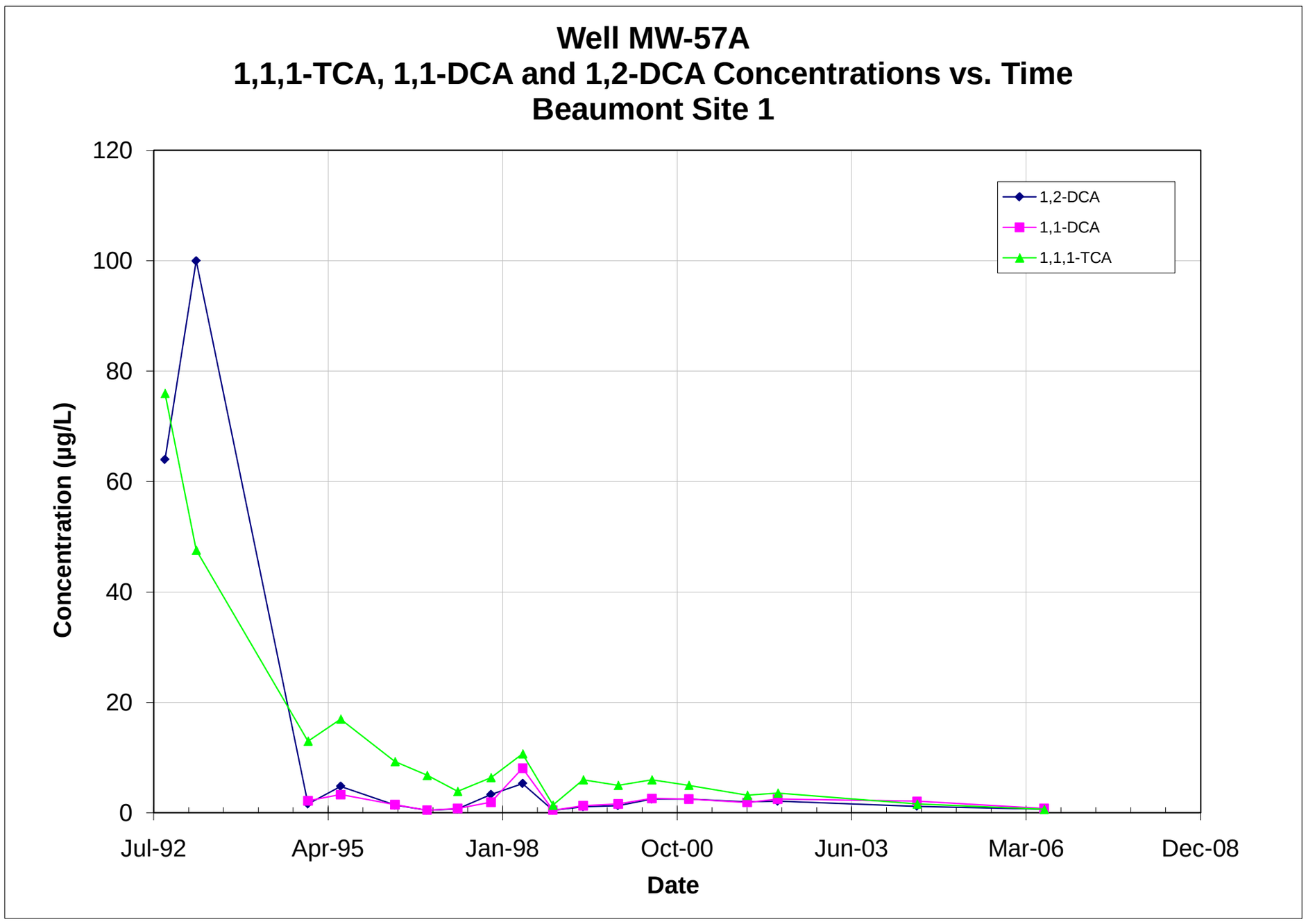

Note: All non-detections are set to zero for graphing purposes.

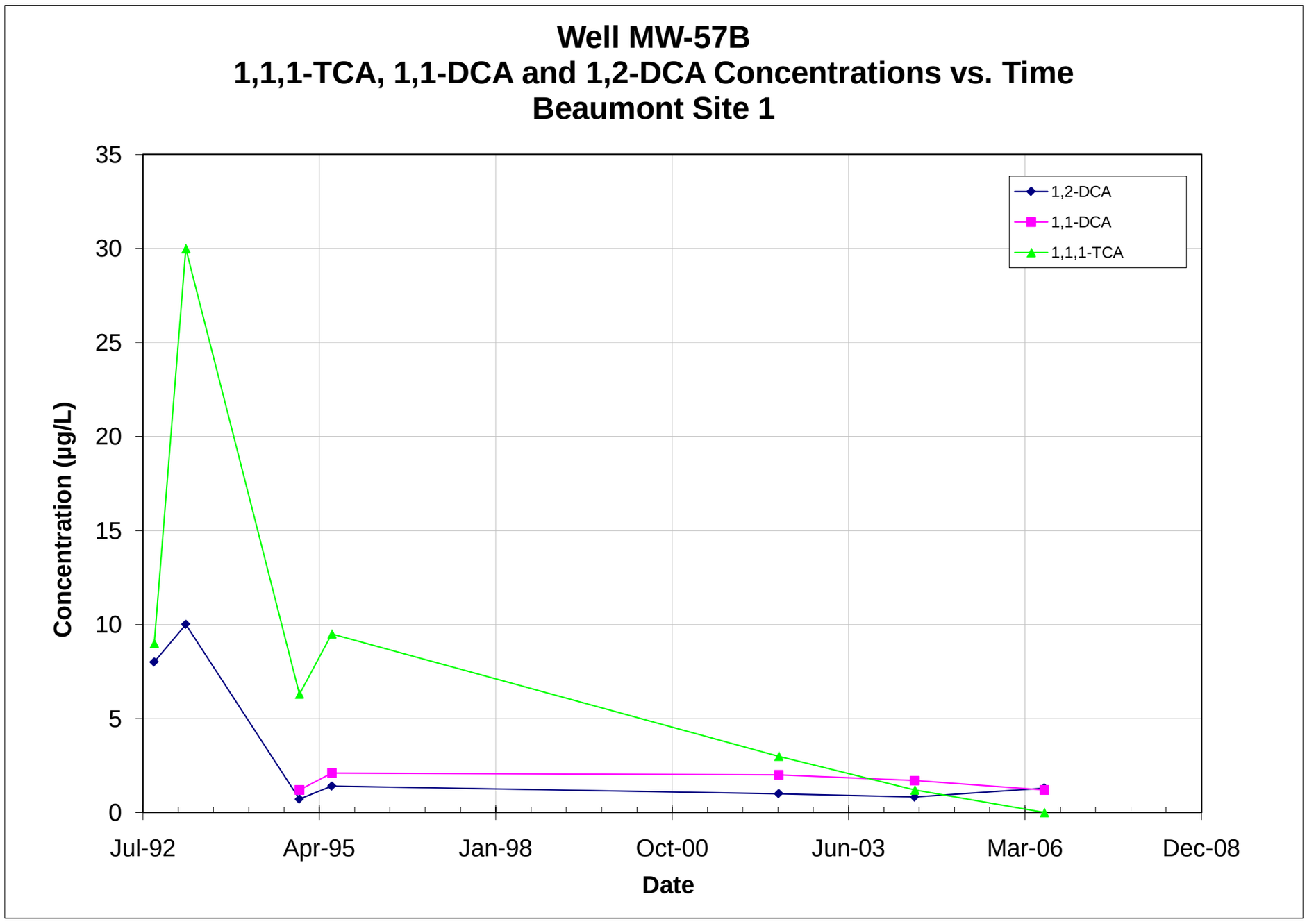

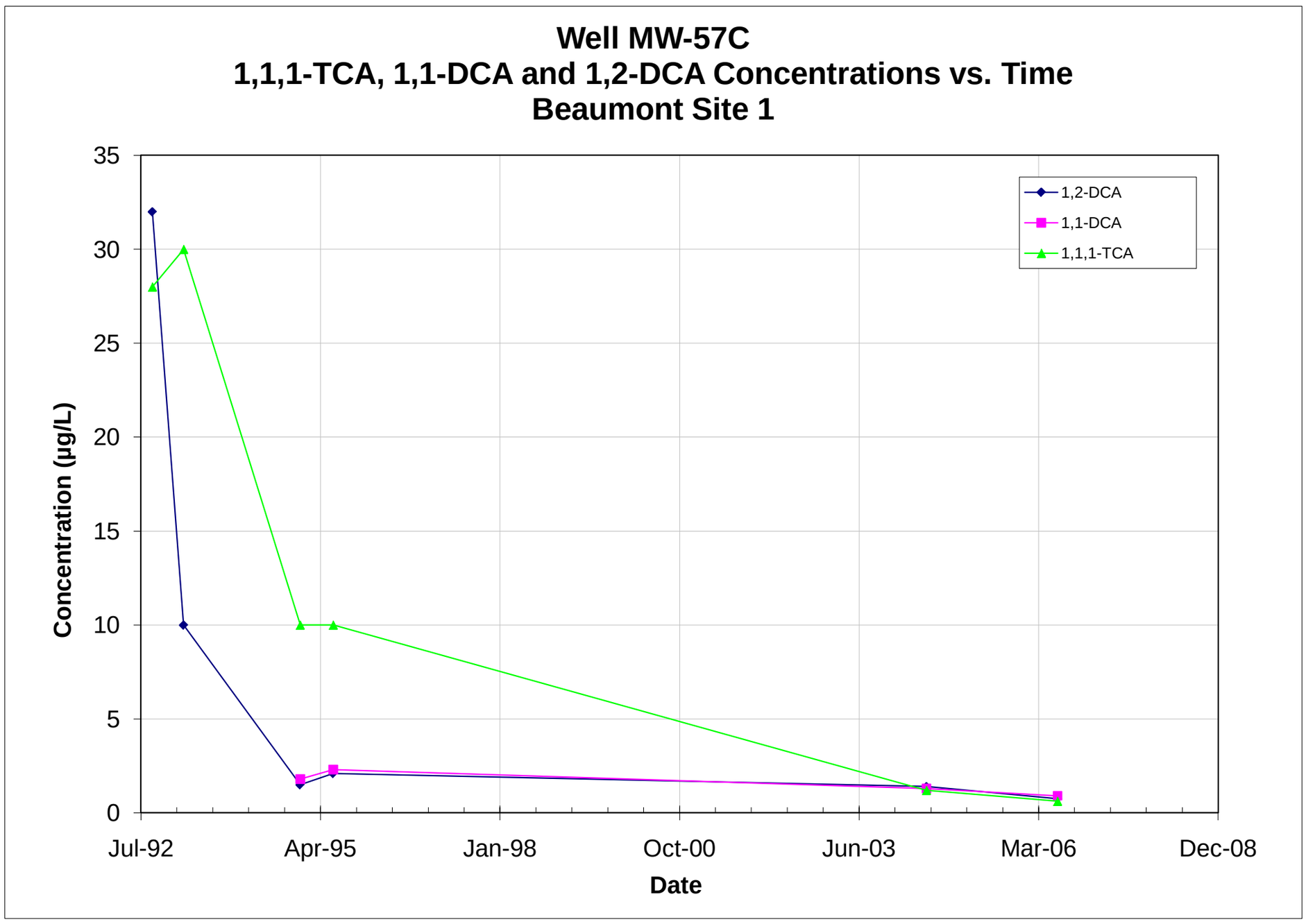

Note: All non-detections are set to zero for graphing purposes.

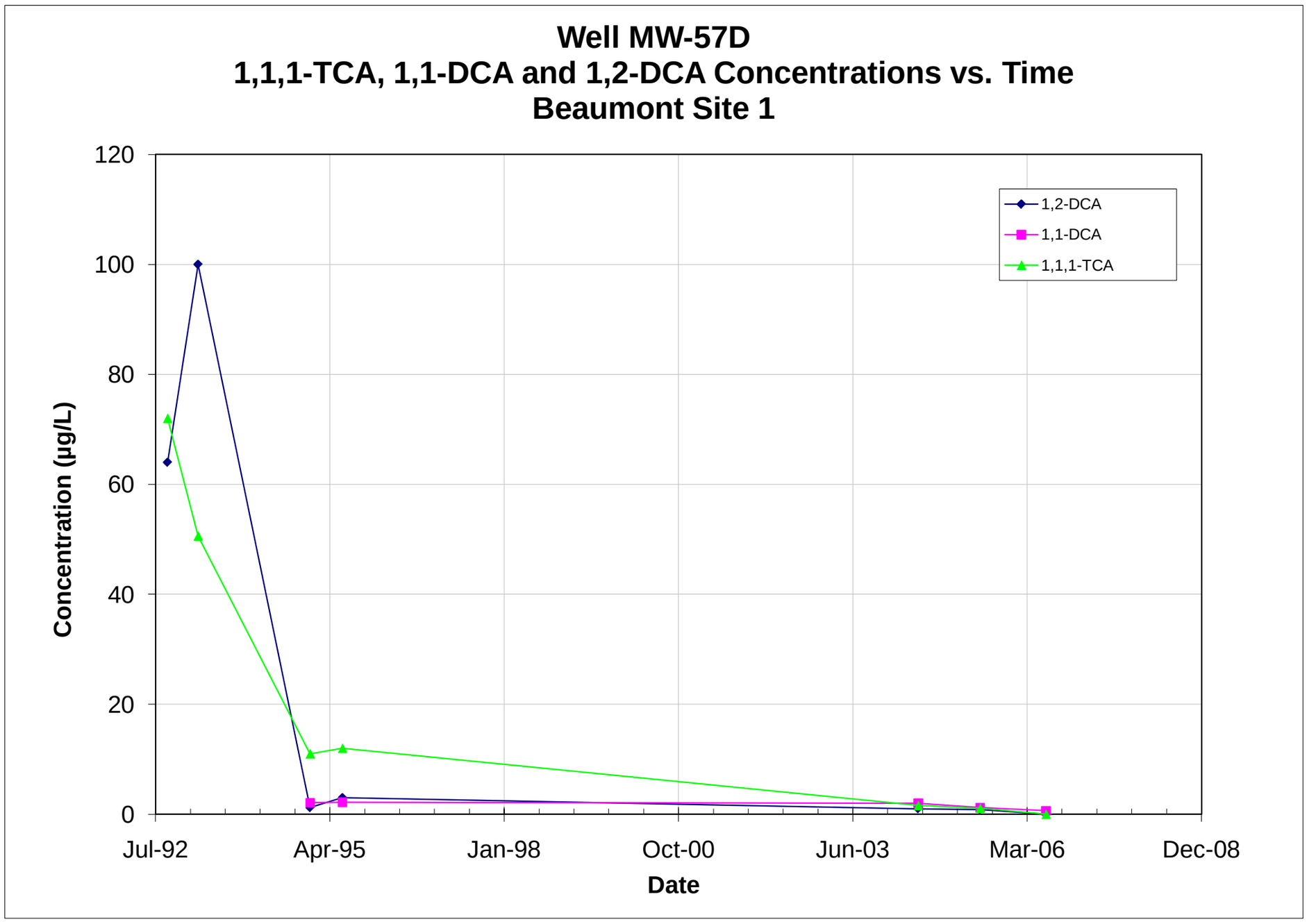

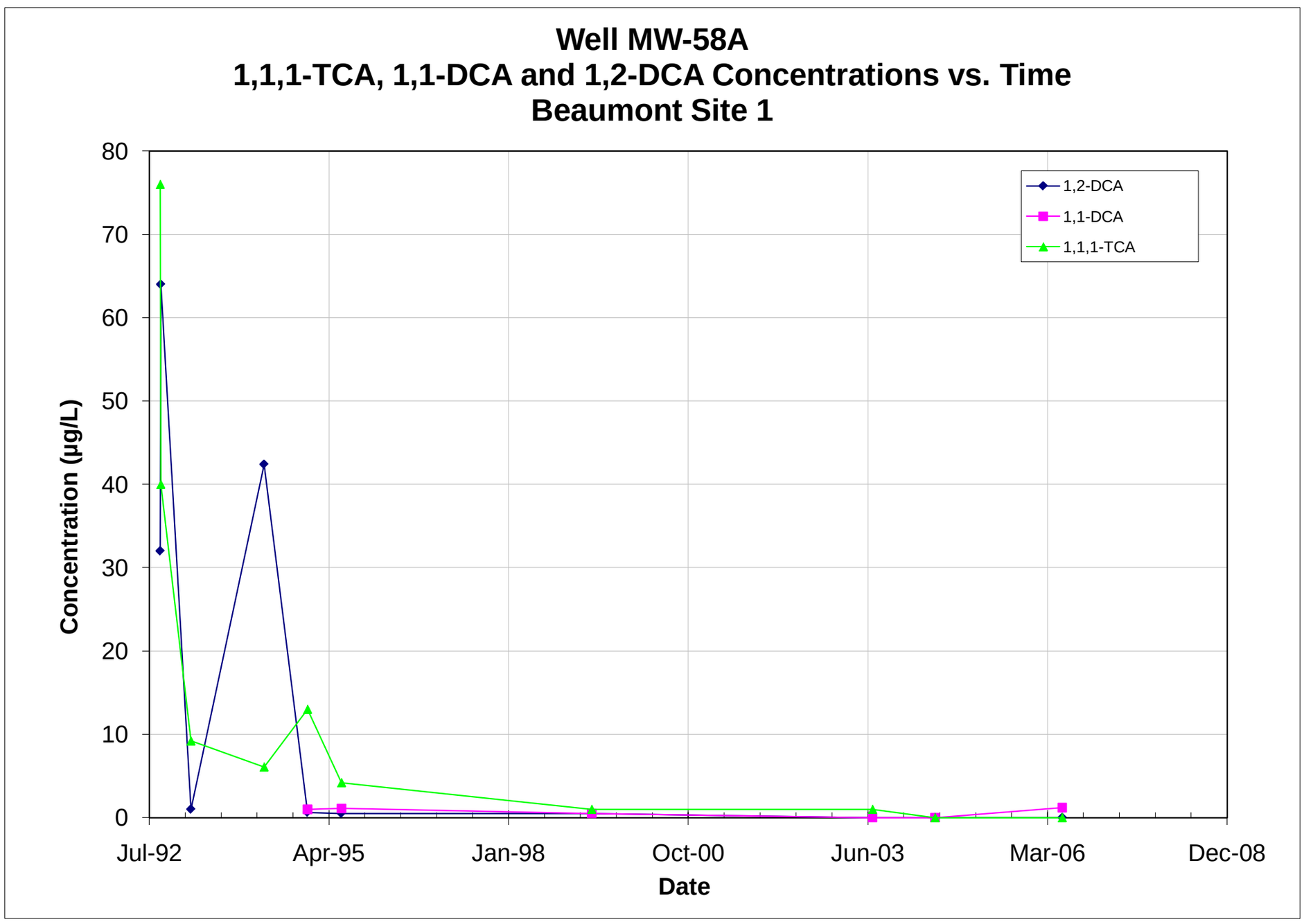

Note: All non-detections are set to zero for graphing purposes.

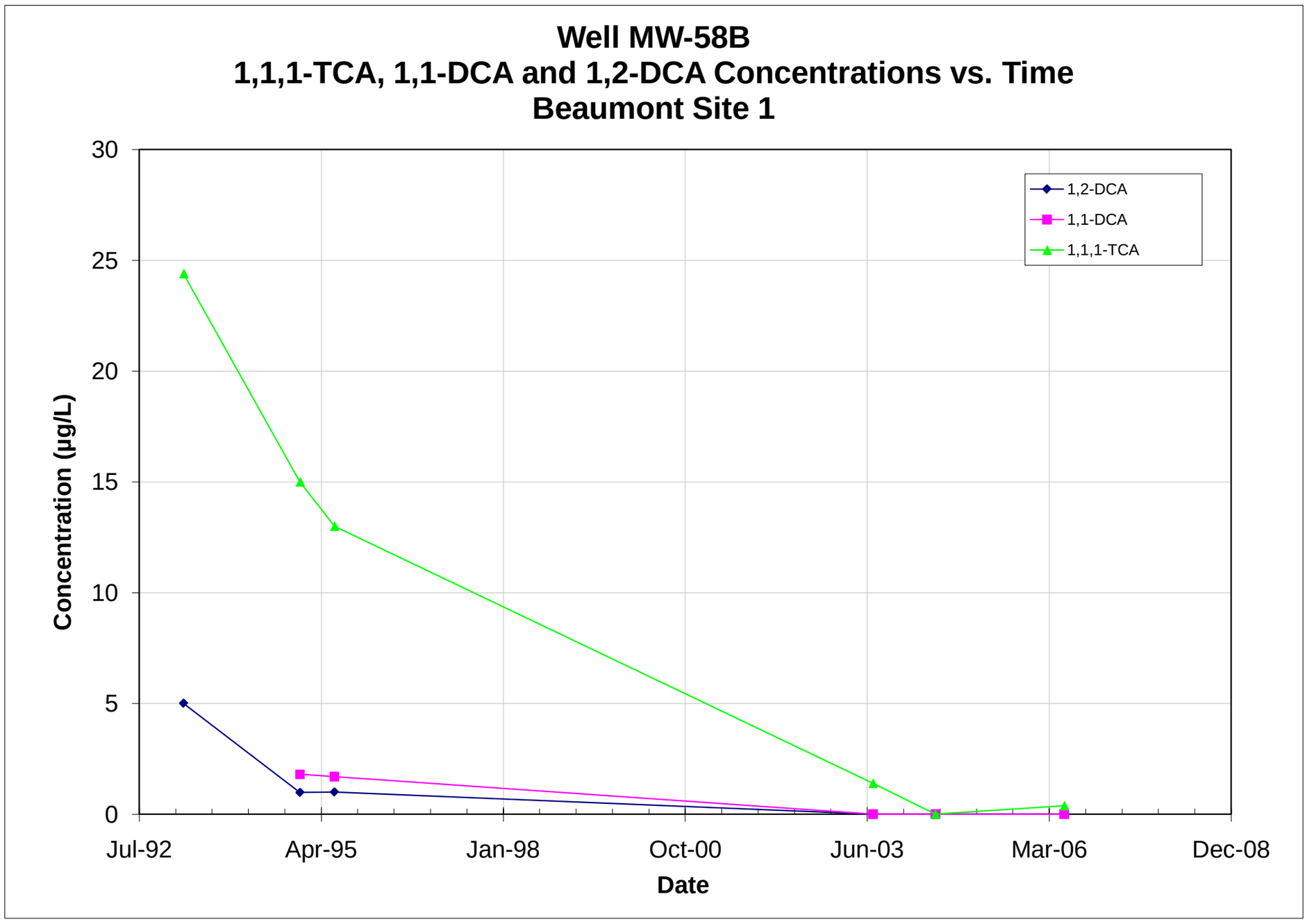

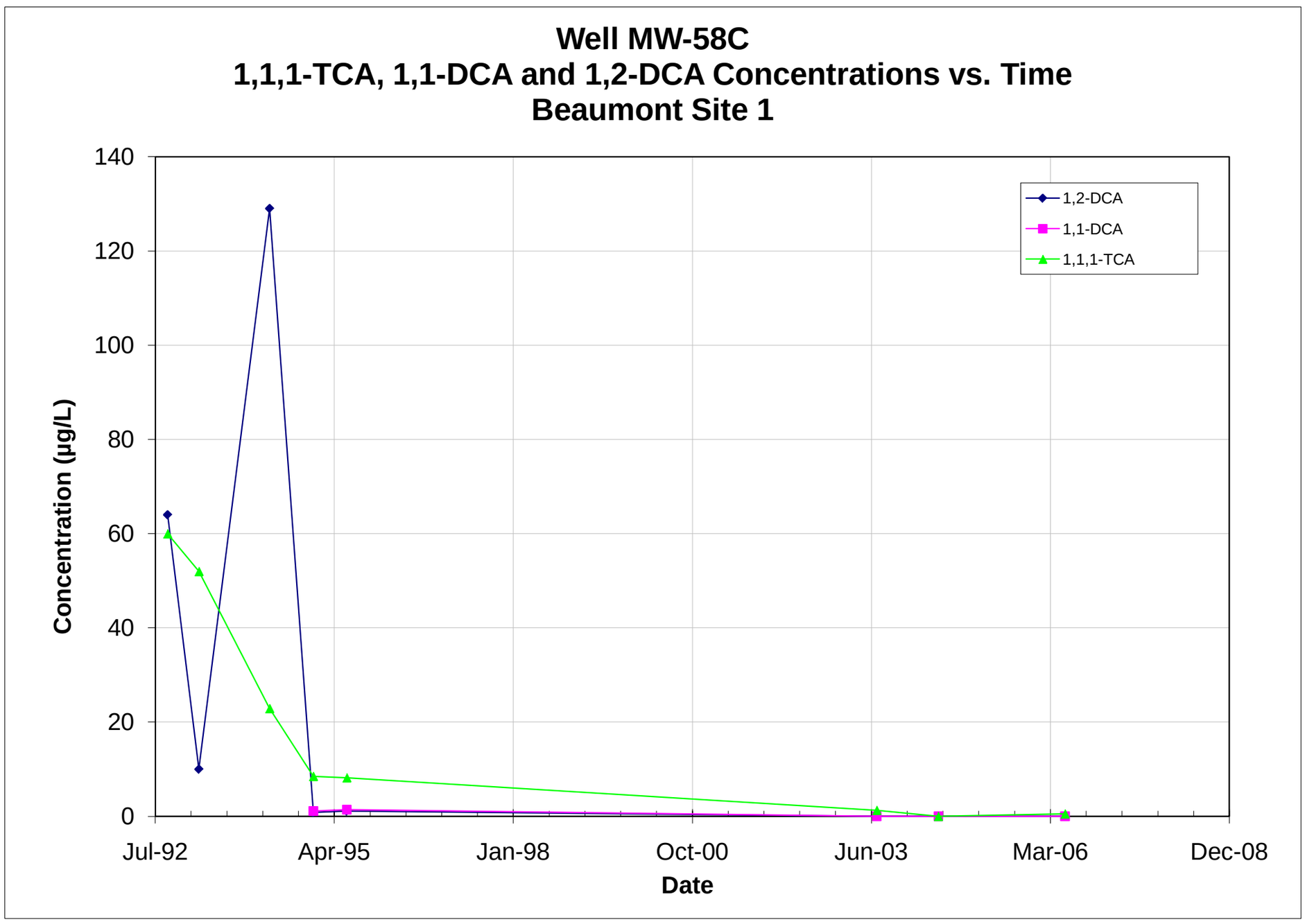

Note: All non-detections are set to zero for graphing purposes.

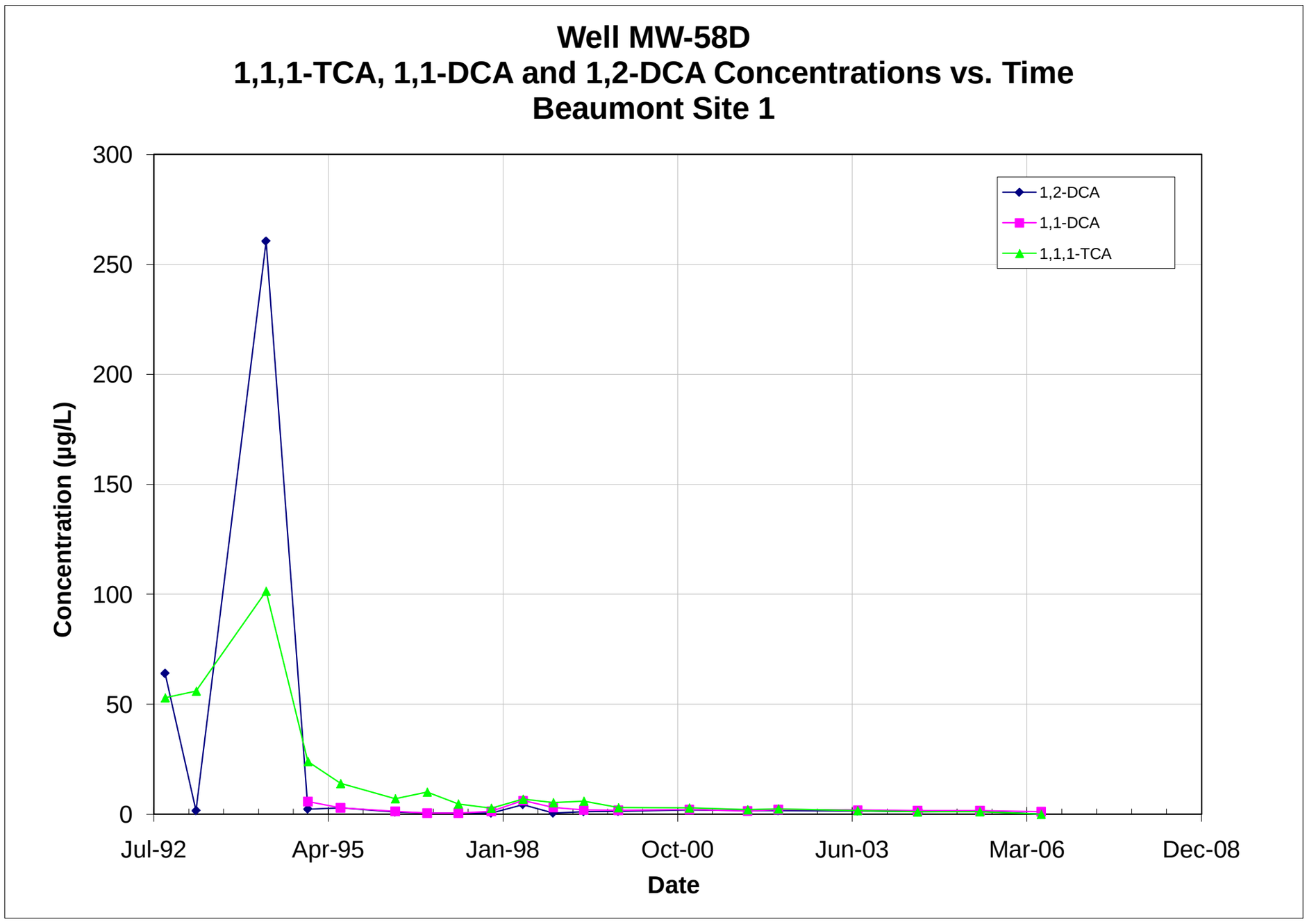

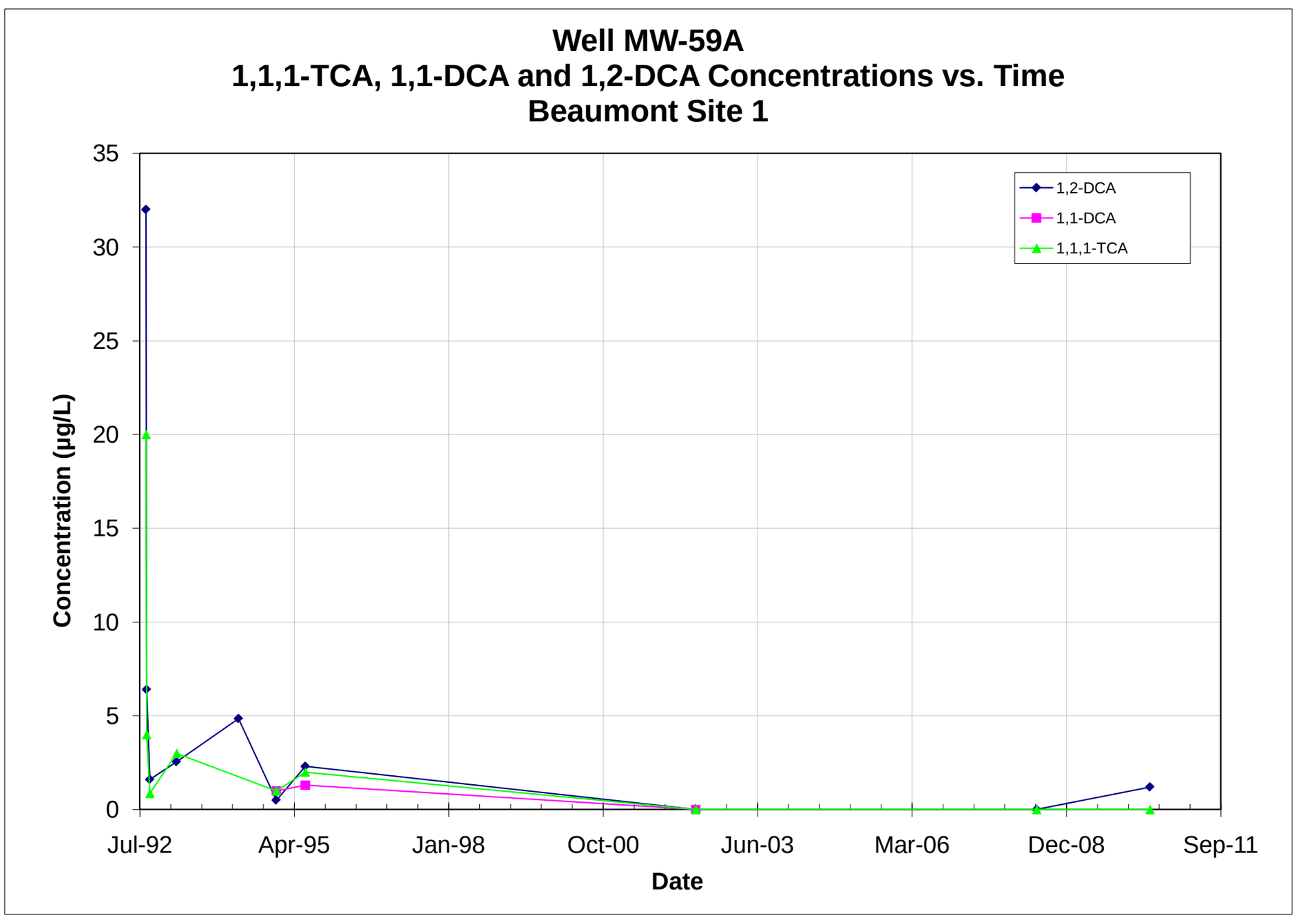

Note: All non-detections are set to zero for graphing purposes.

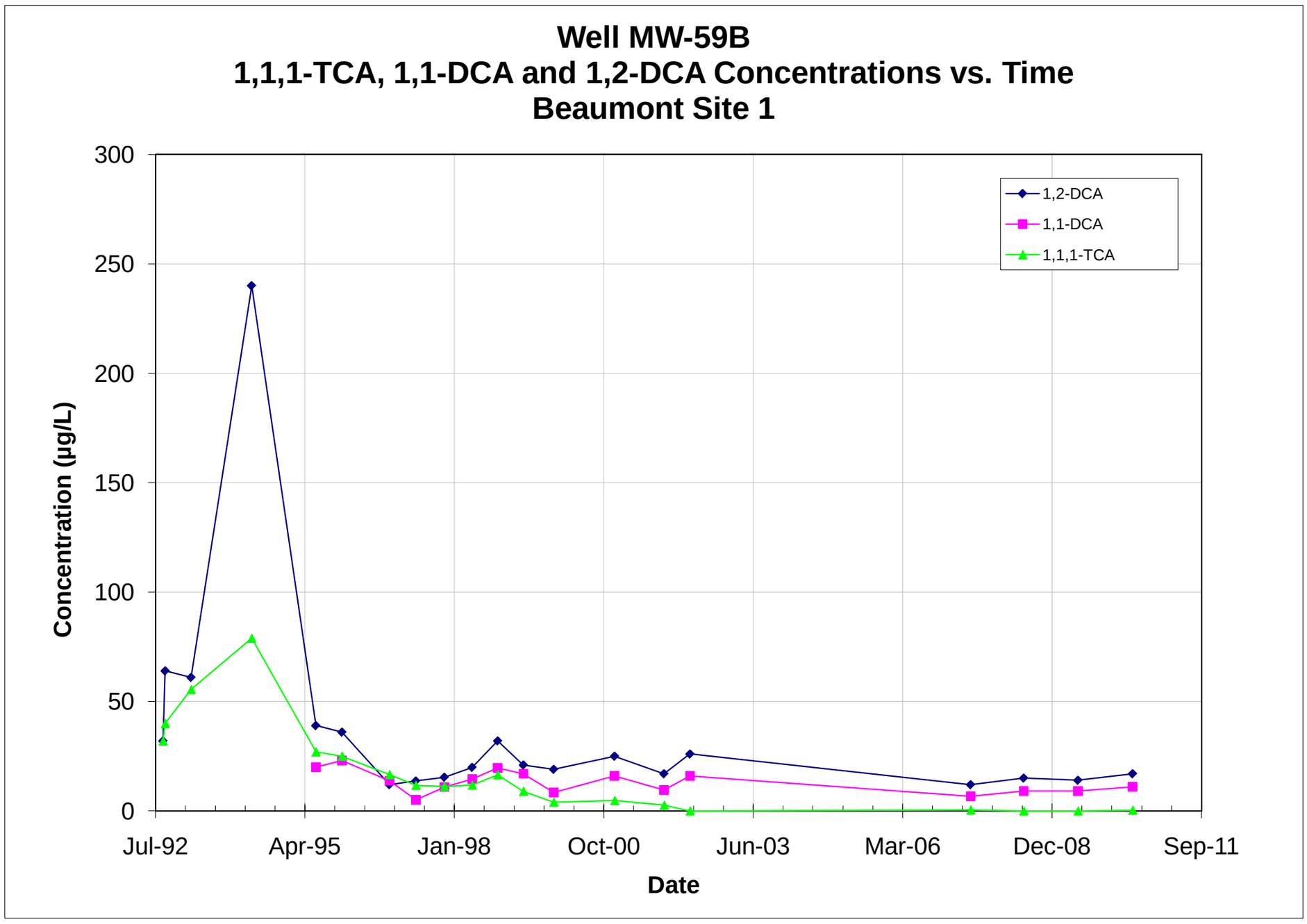

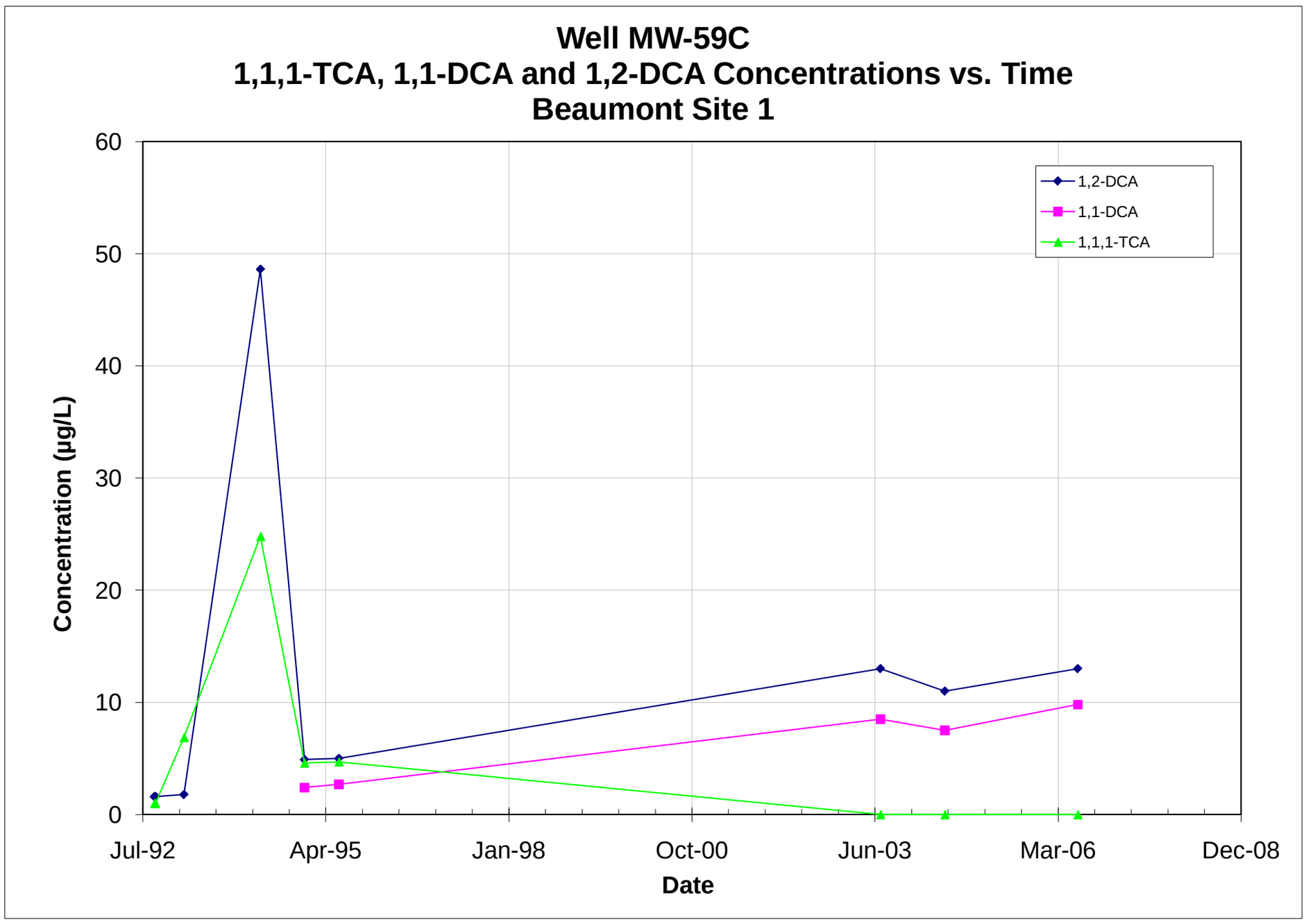

Note: All non-detections are set to zero for graphing purposes.

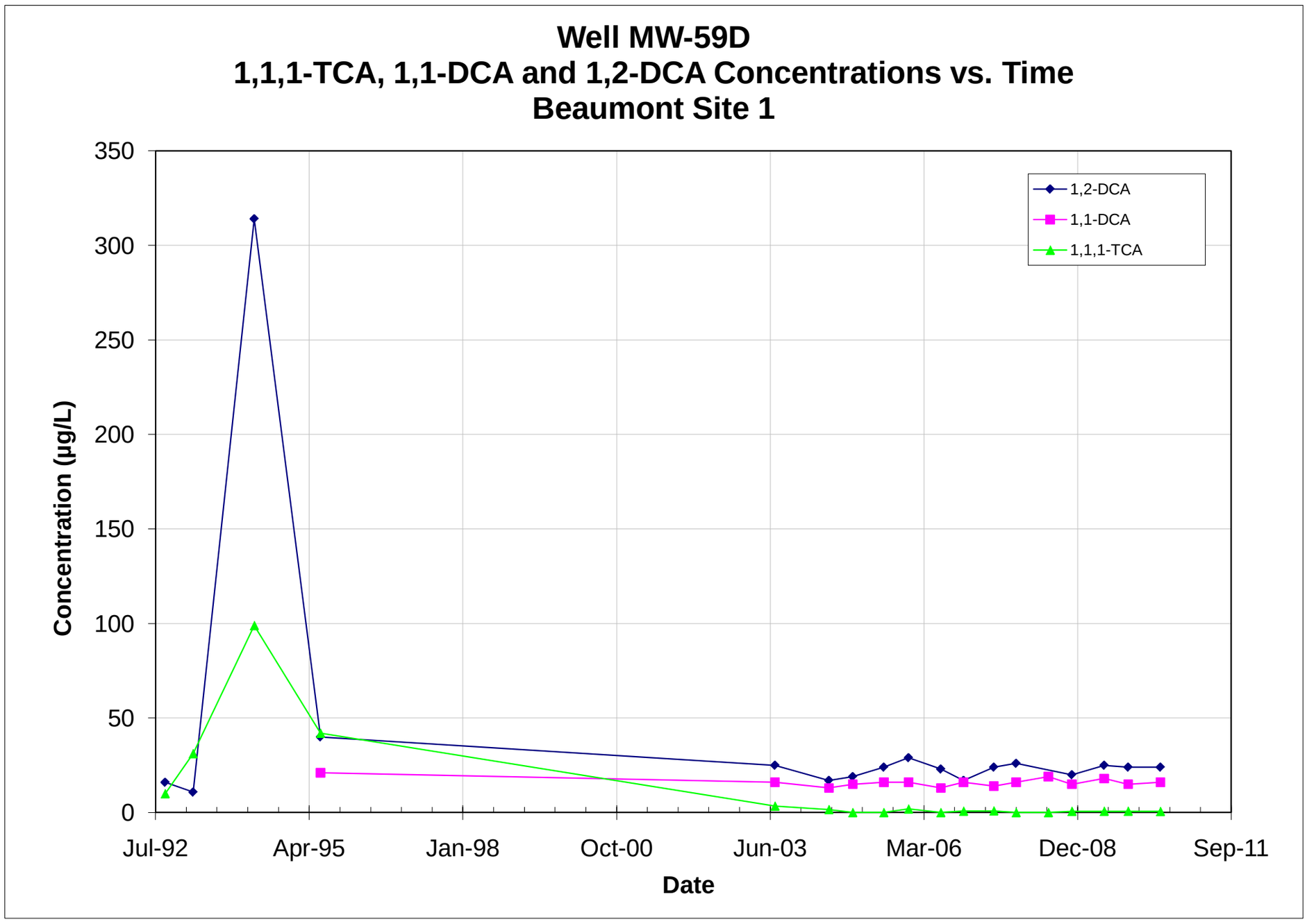

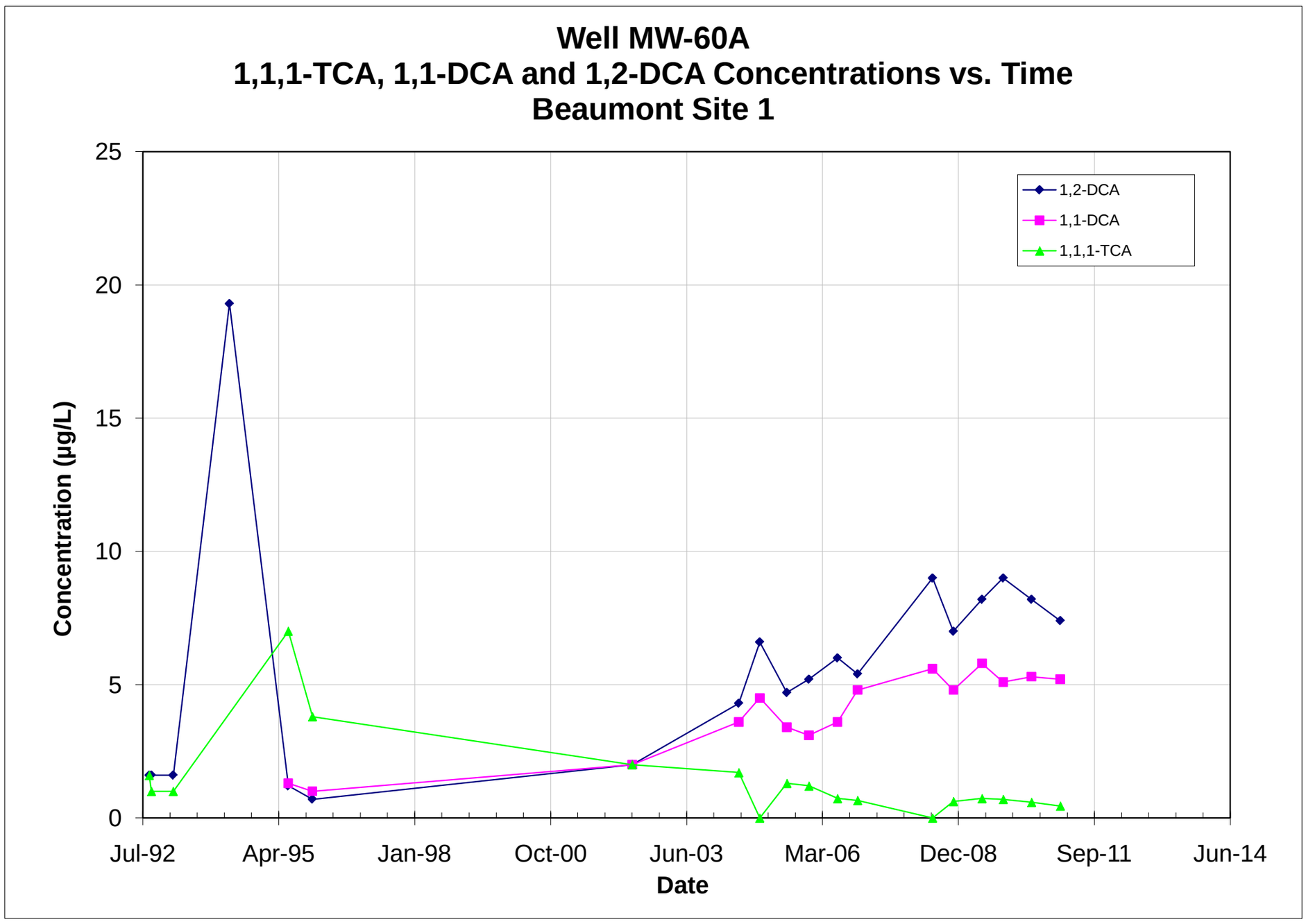

Note: All non-detections are set to zero for graphing purposes.

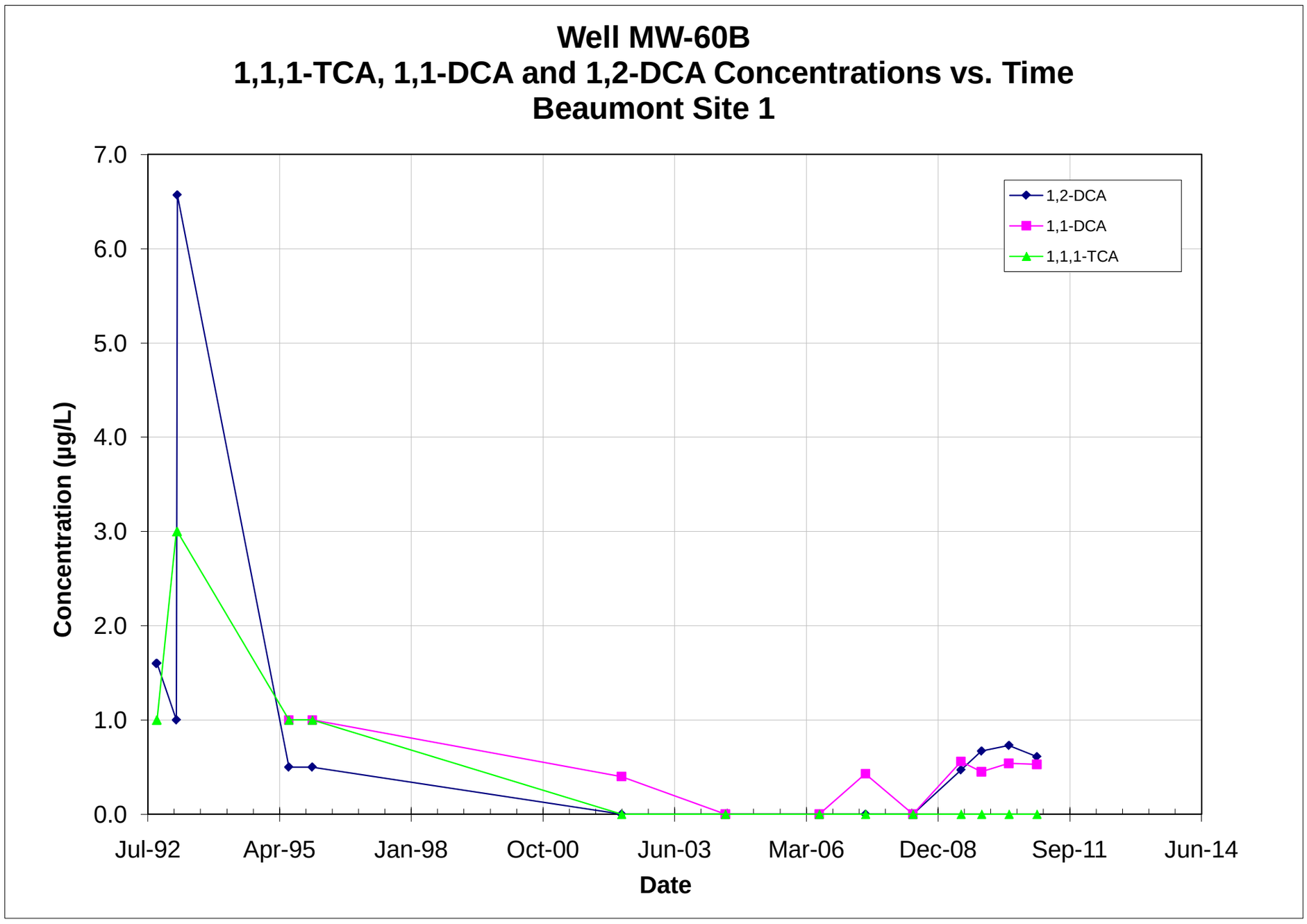

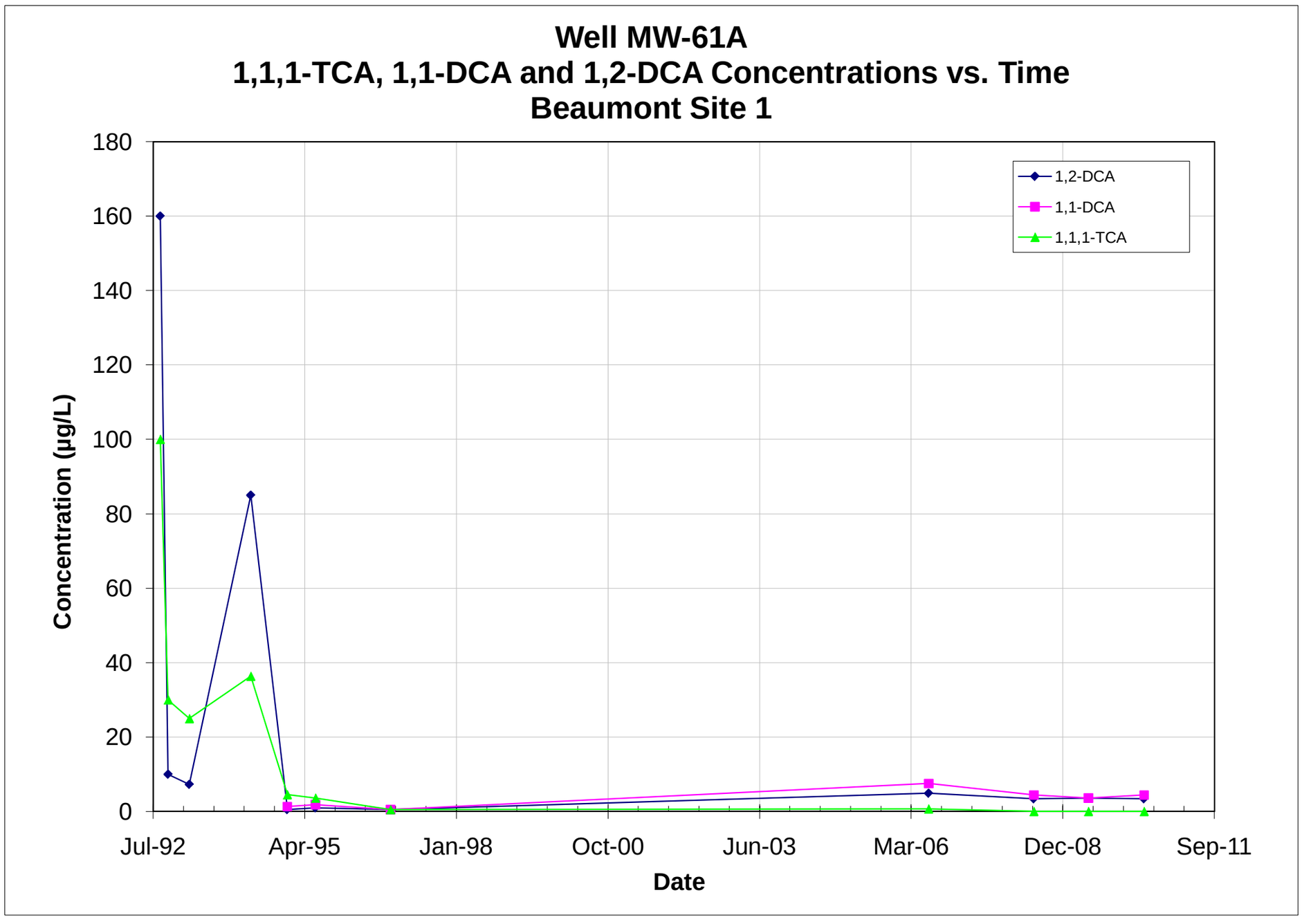

Note: All non-detections are set to zero for graphing purposes.

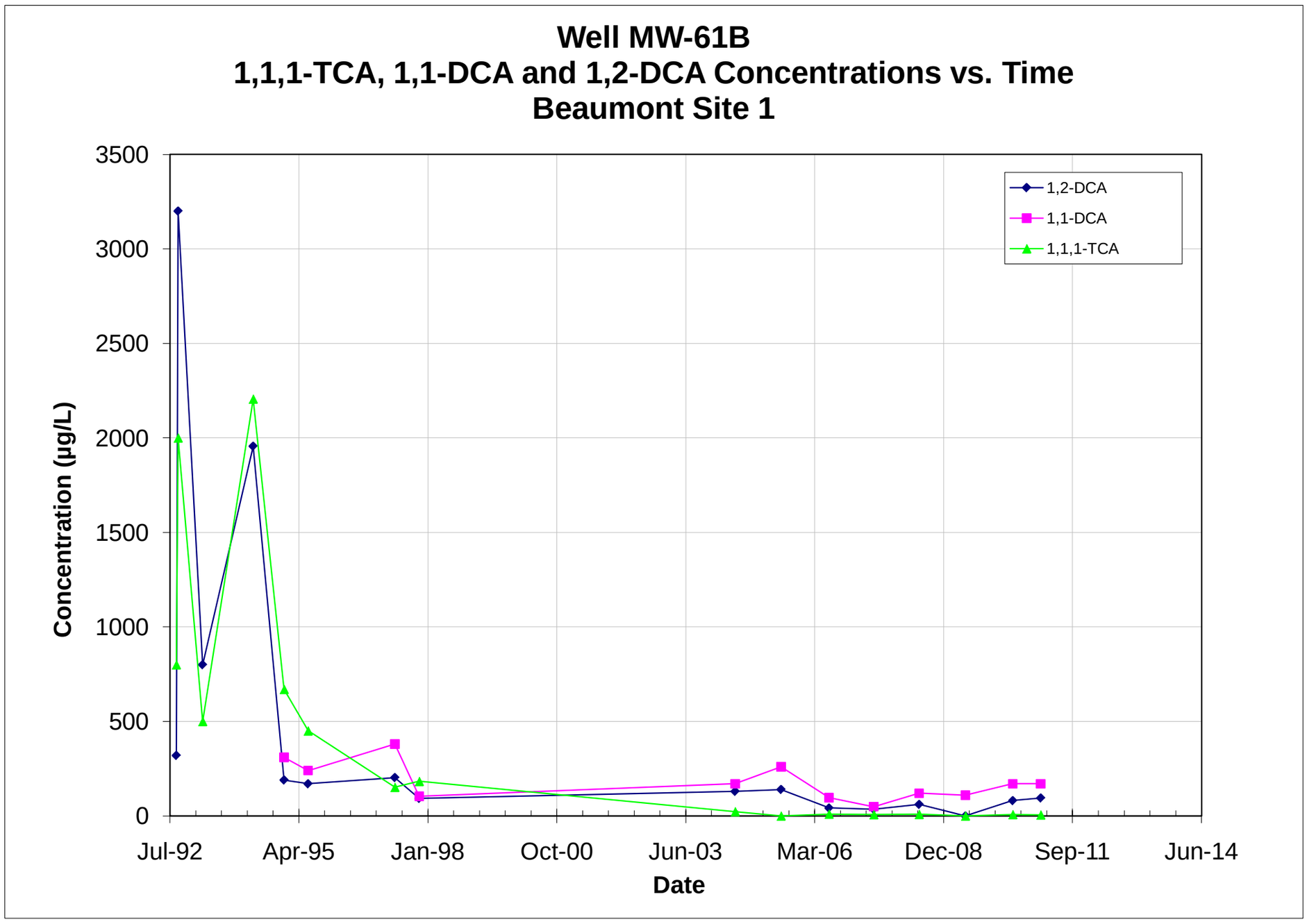

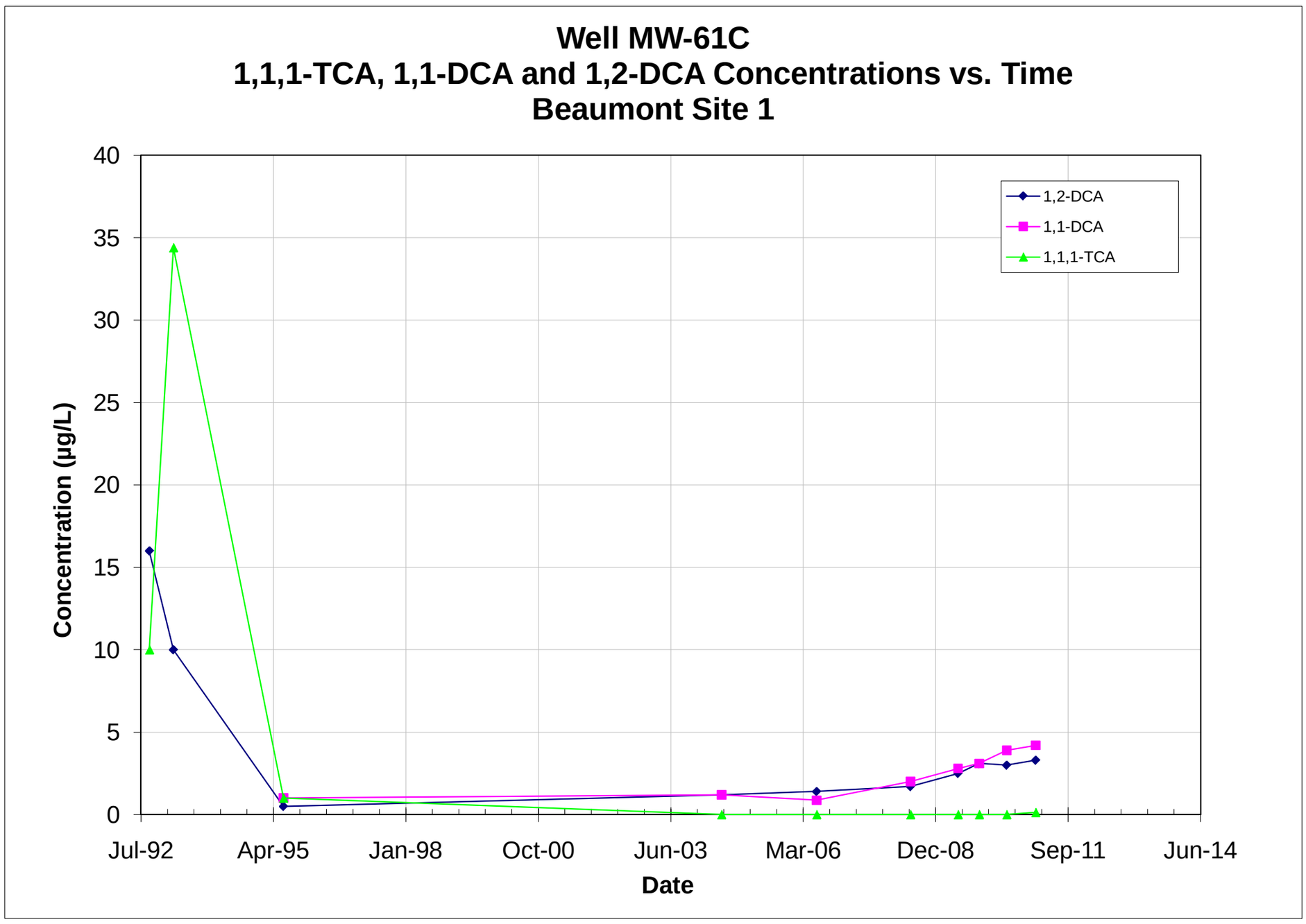

Note: All non-detections are set to zero for graphing purposes.

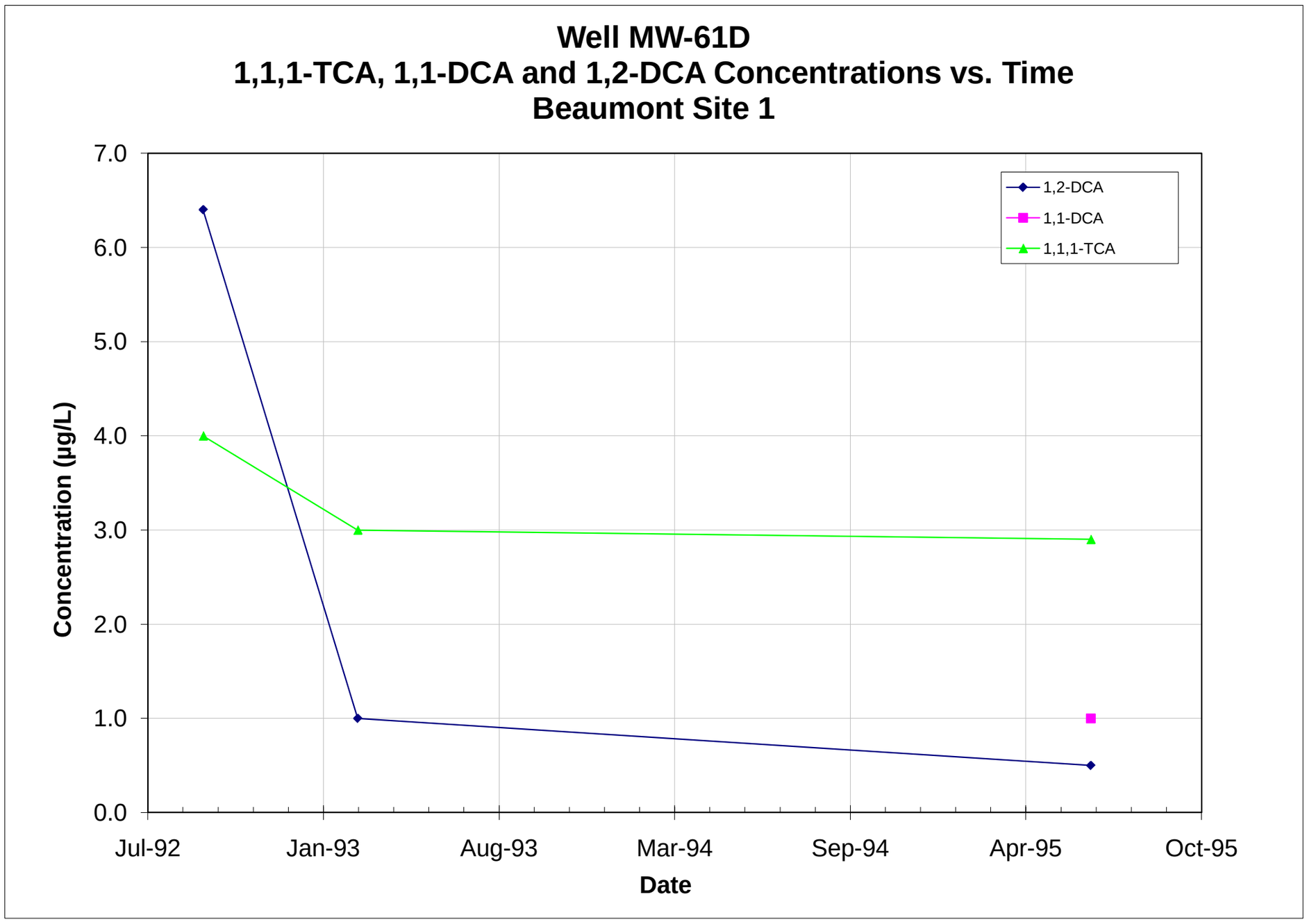

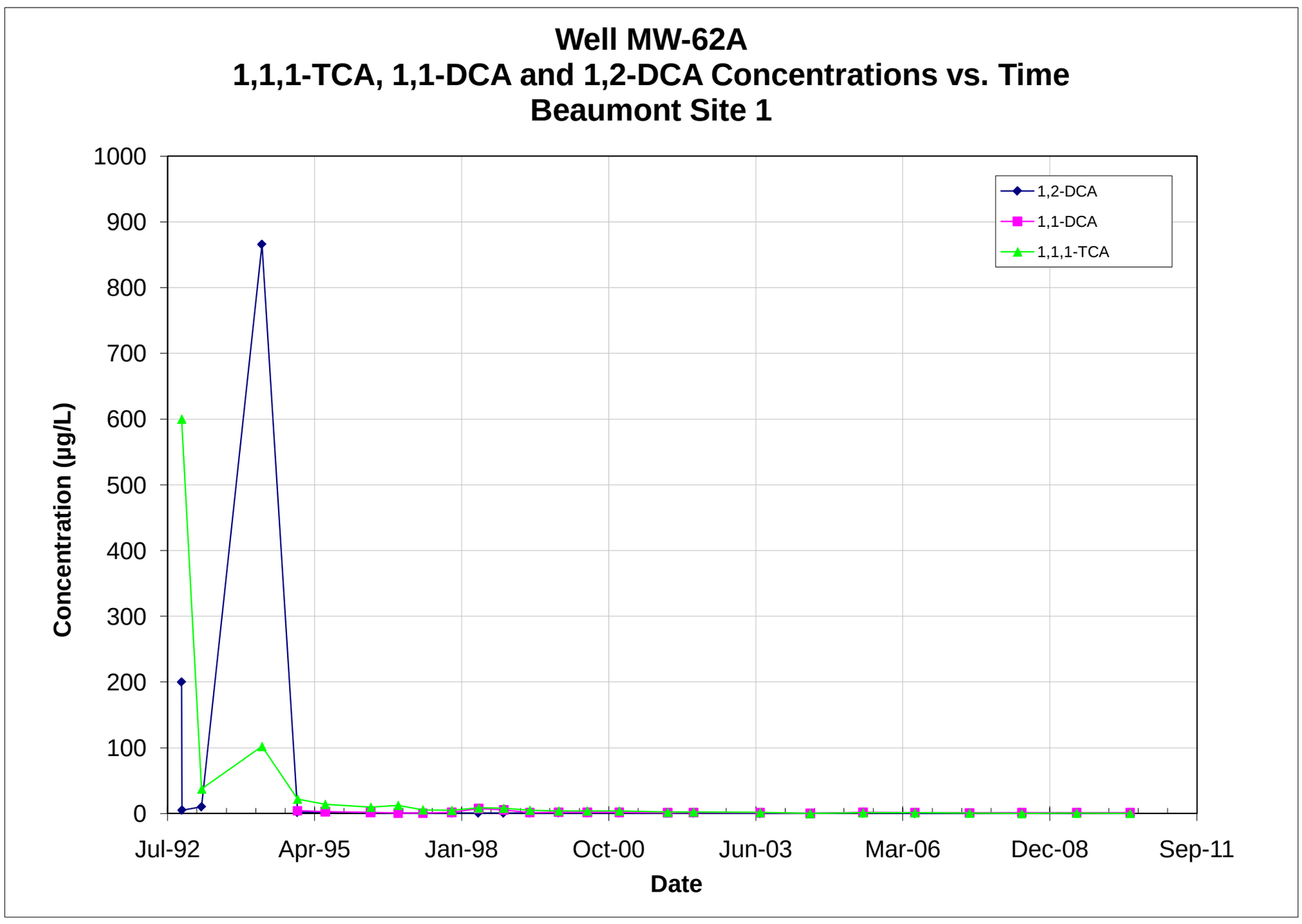

Note: All non-detections are set to zero for graphing purposes.

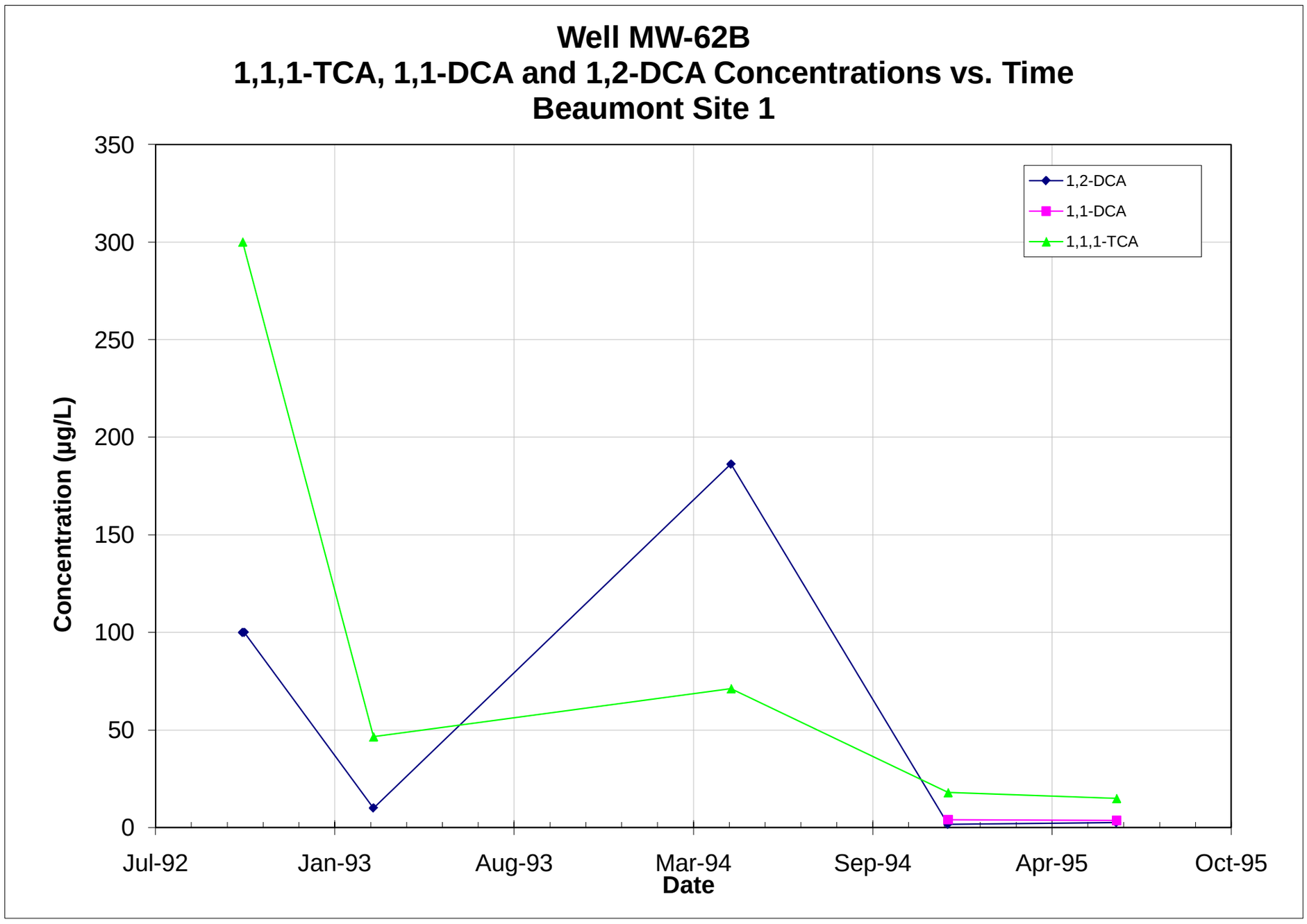

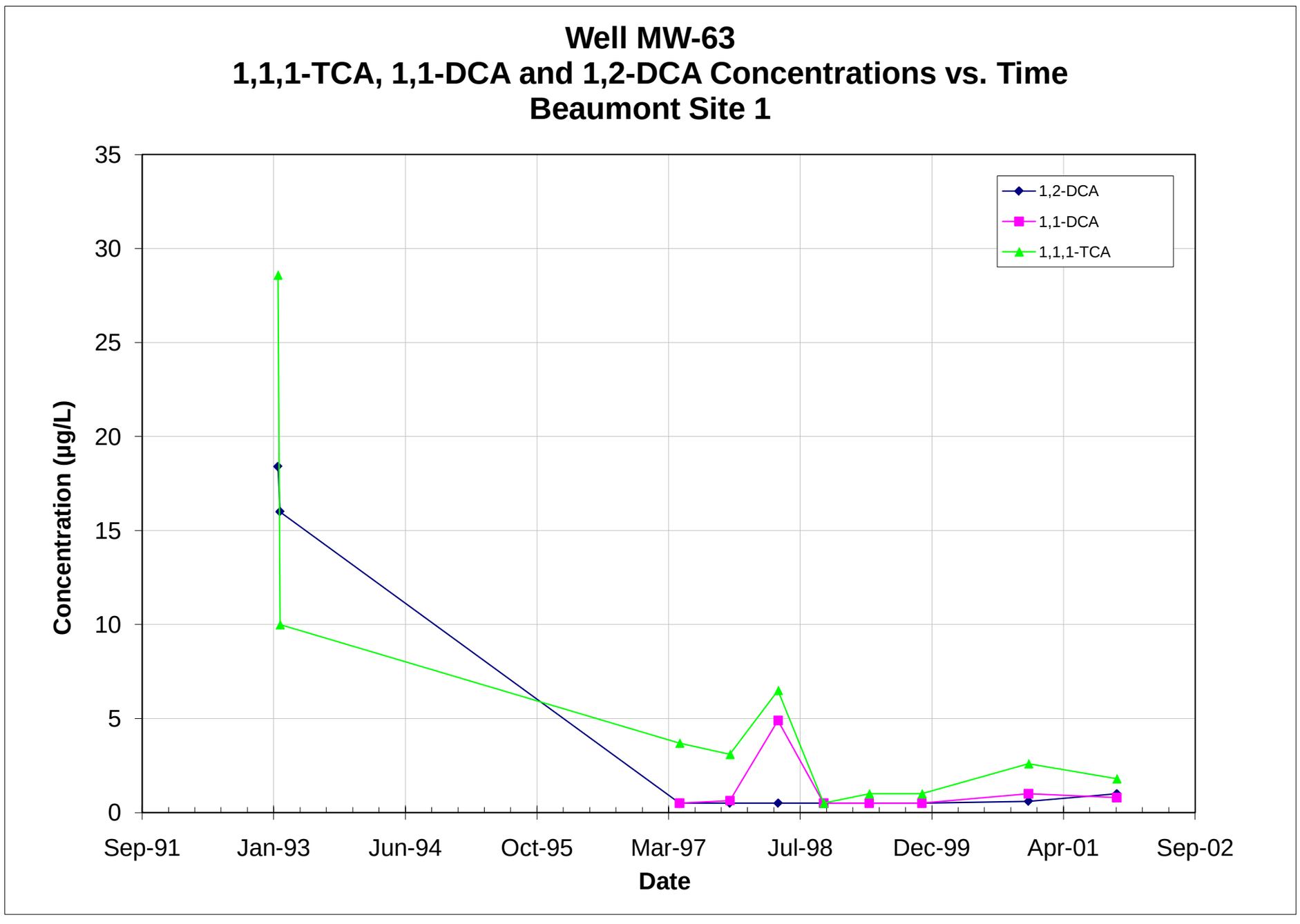

Note: All non-detections are set to zero for graphing purposes.

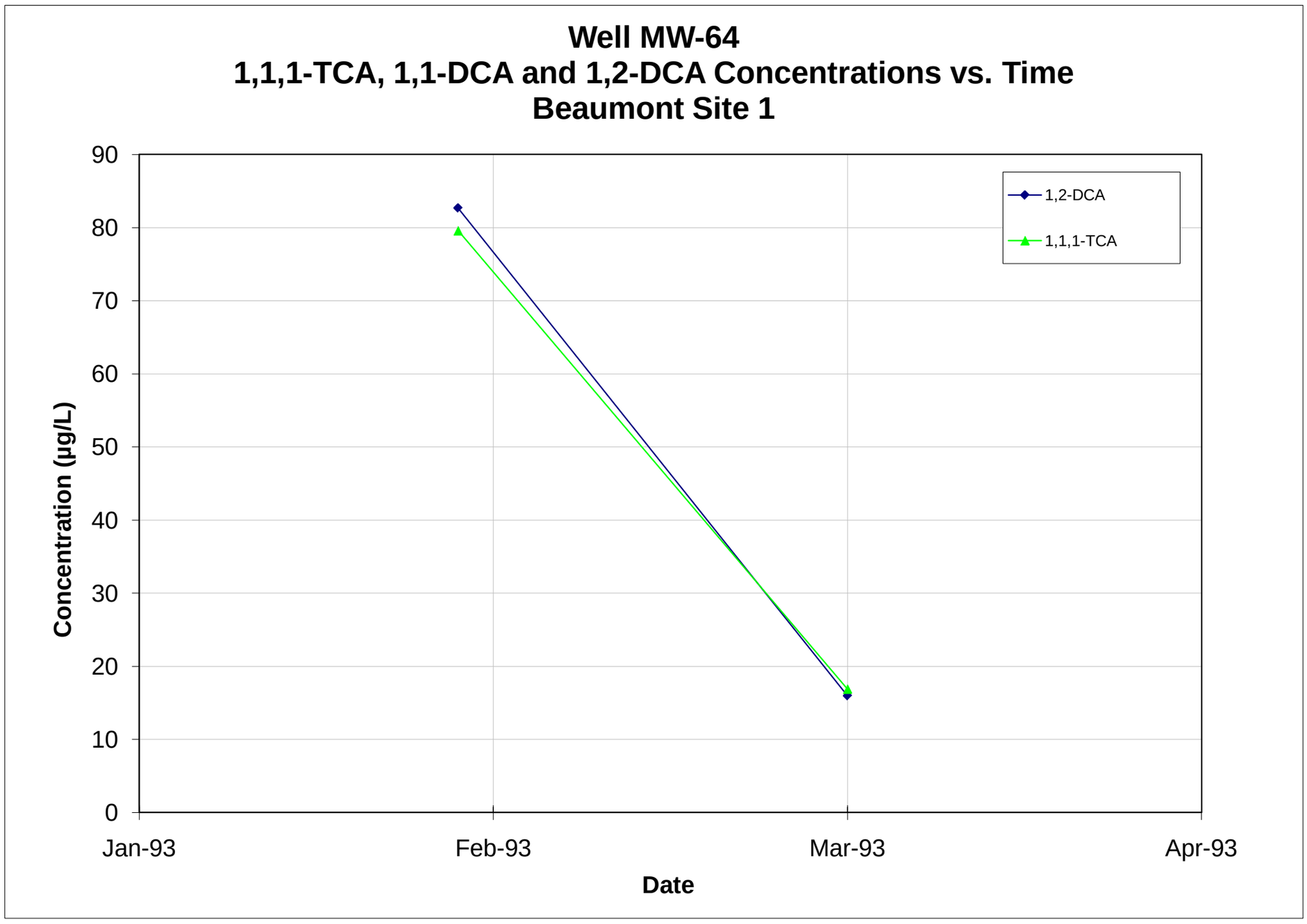

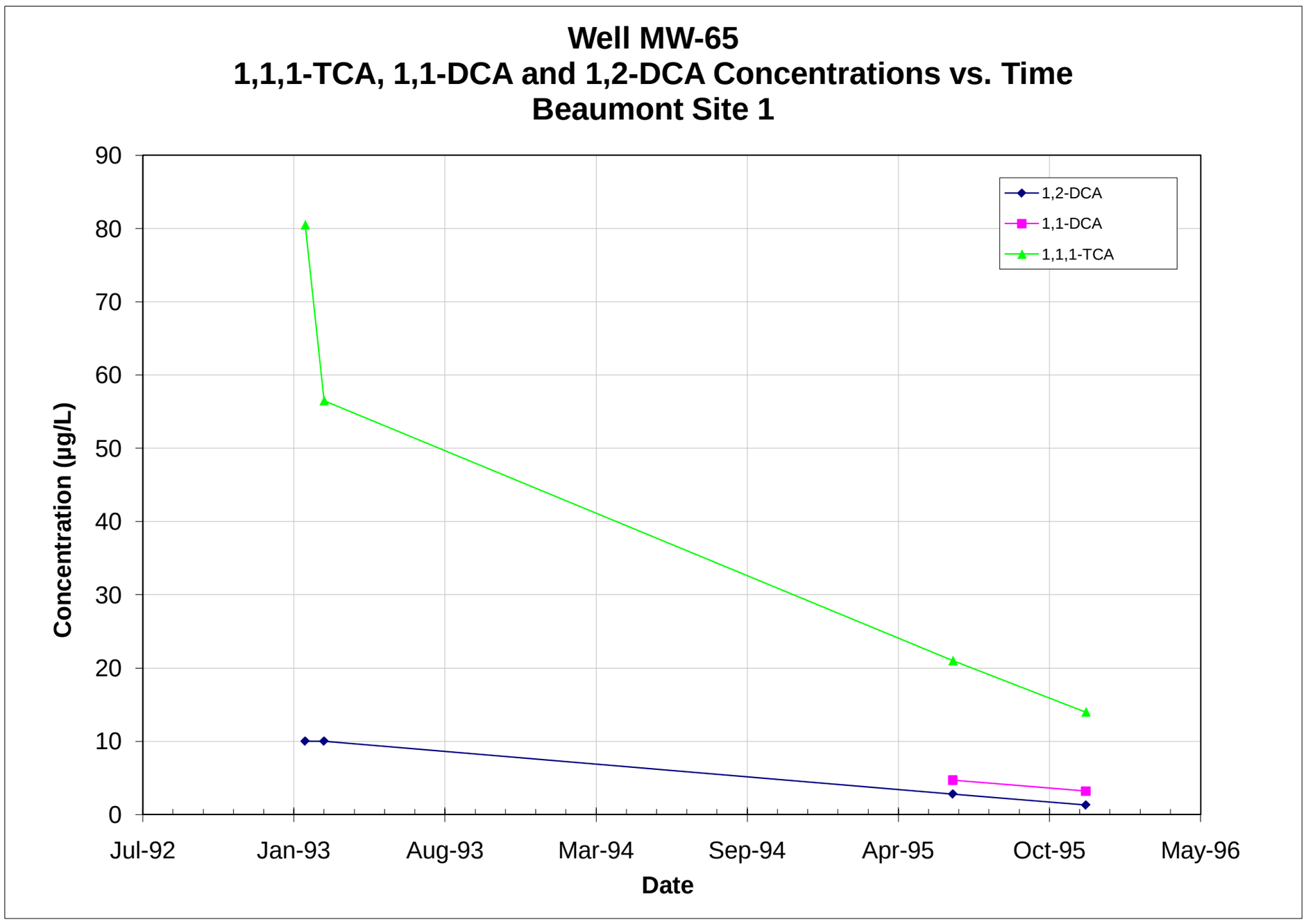

Note: All non-detections are set to zero for graphing purposes.

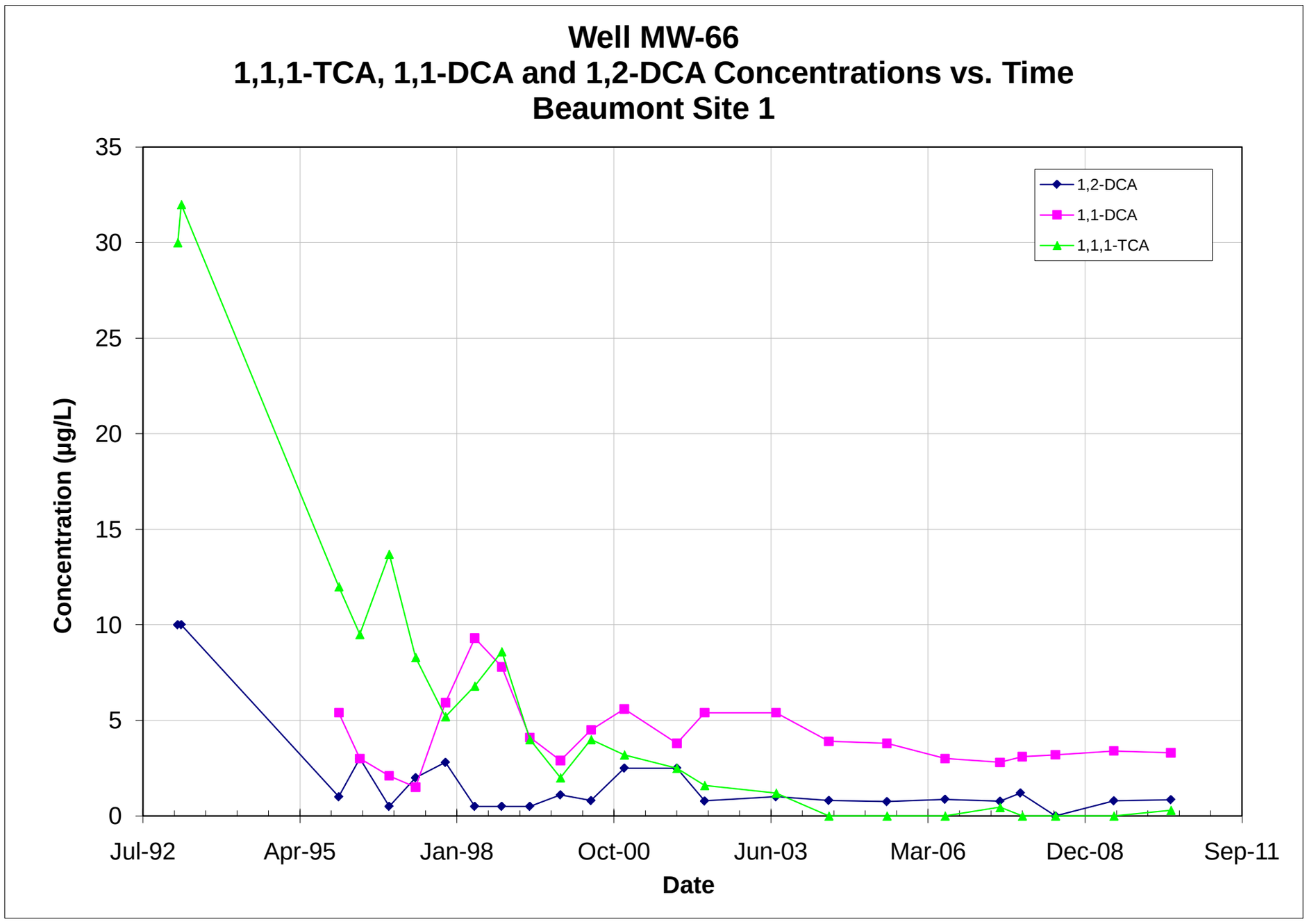

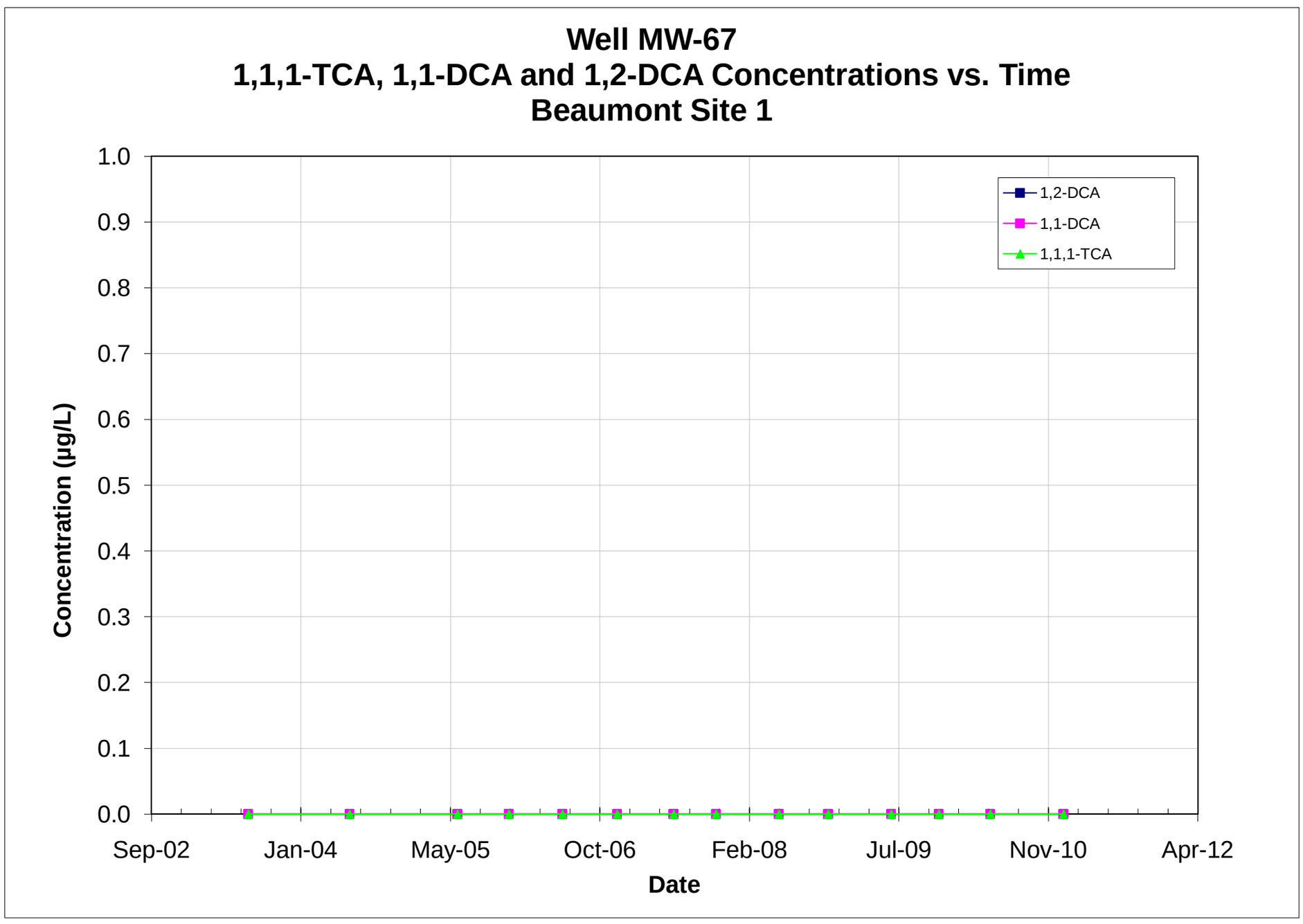

Note: All non-detections are set to zero for graphing purposes.

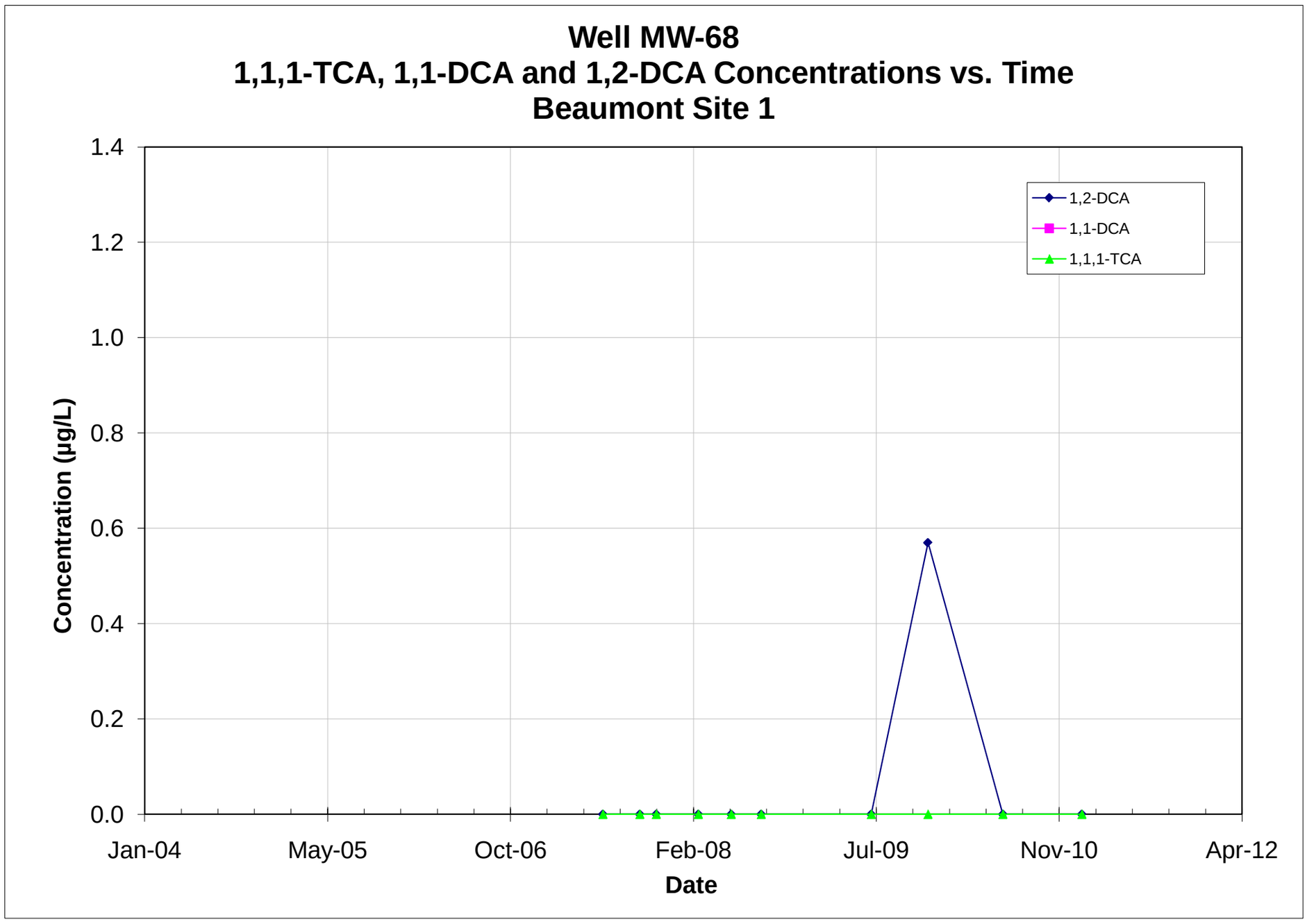

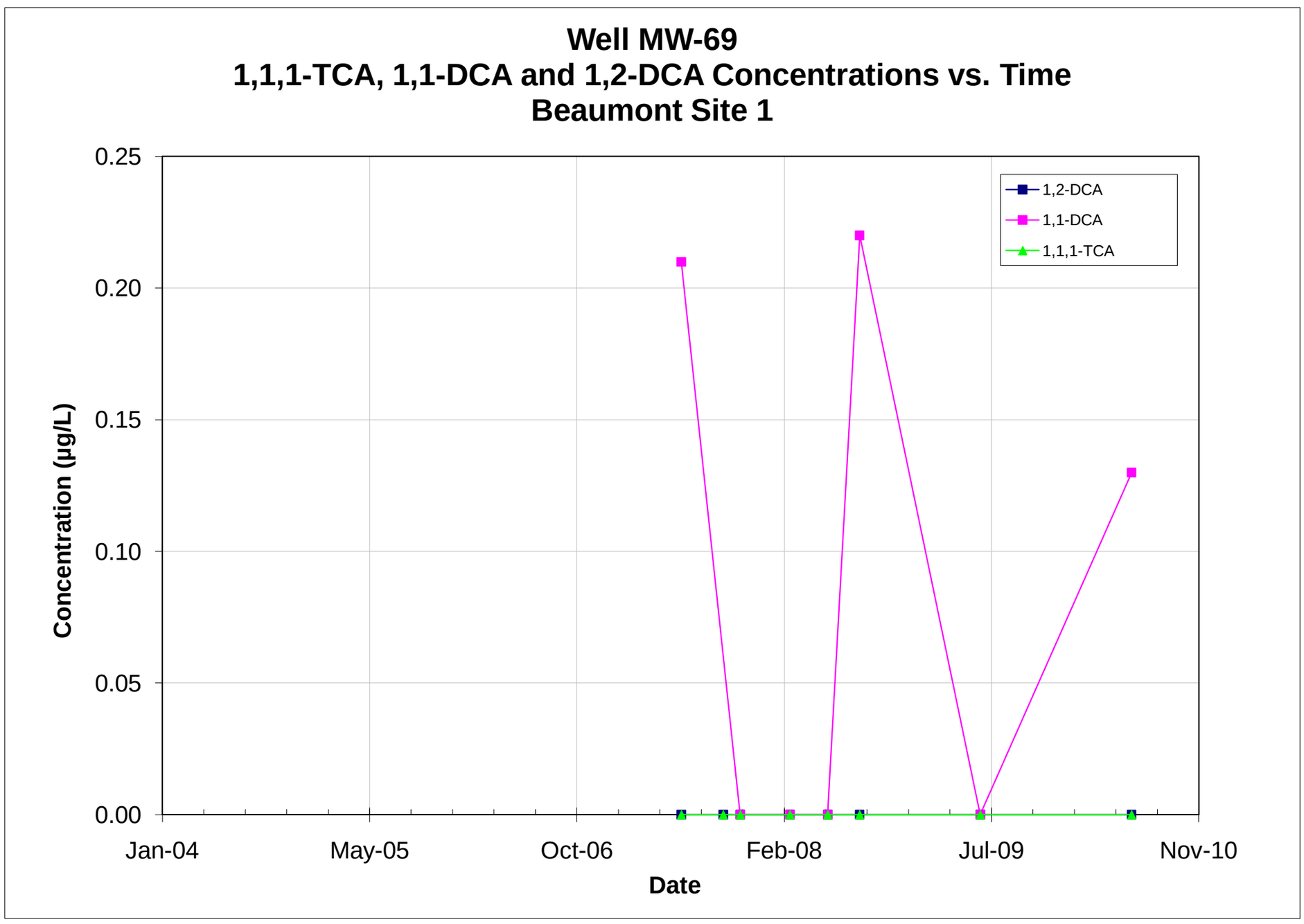

Note: All non-detections are set to zero for graphing purposes.

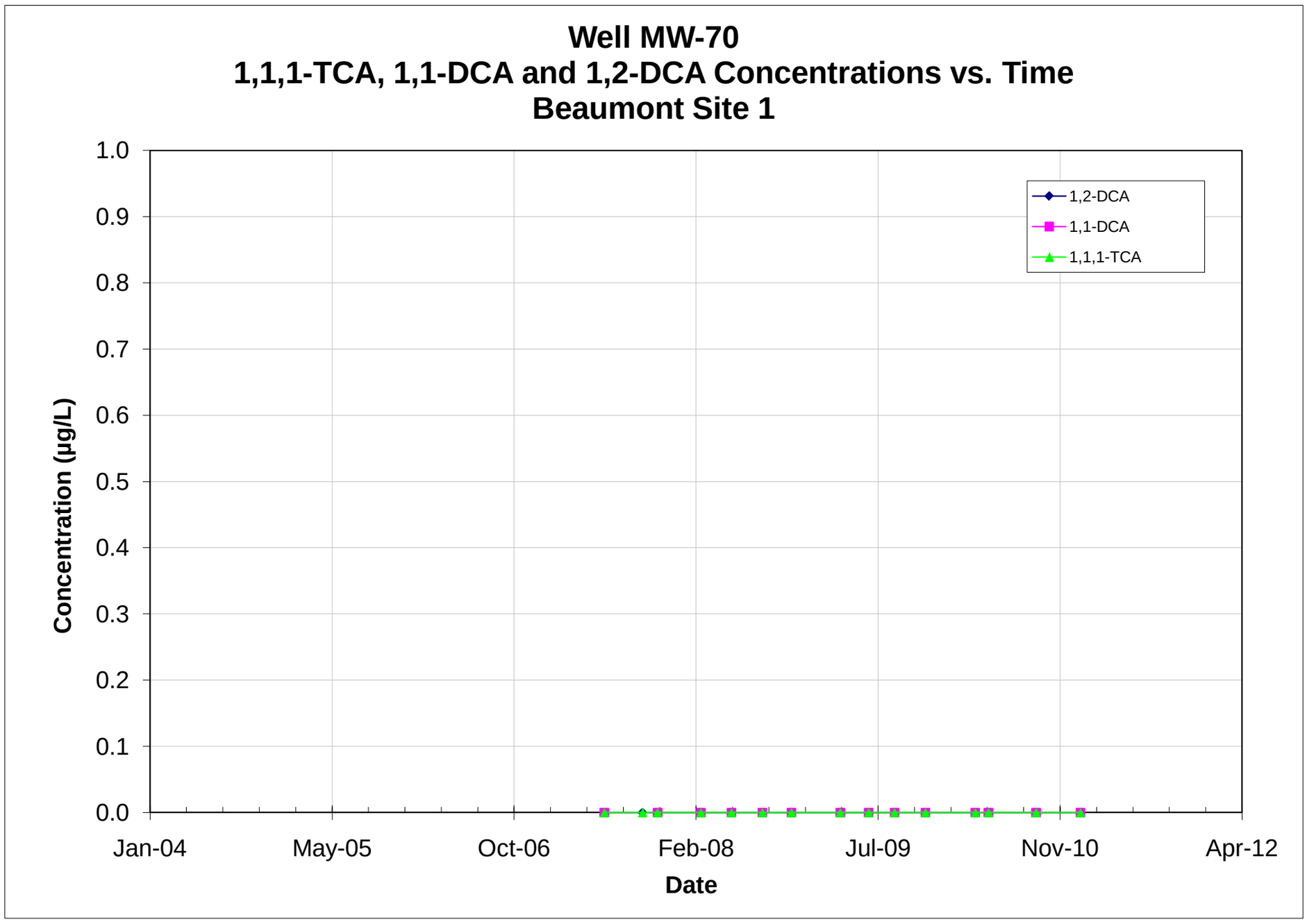

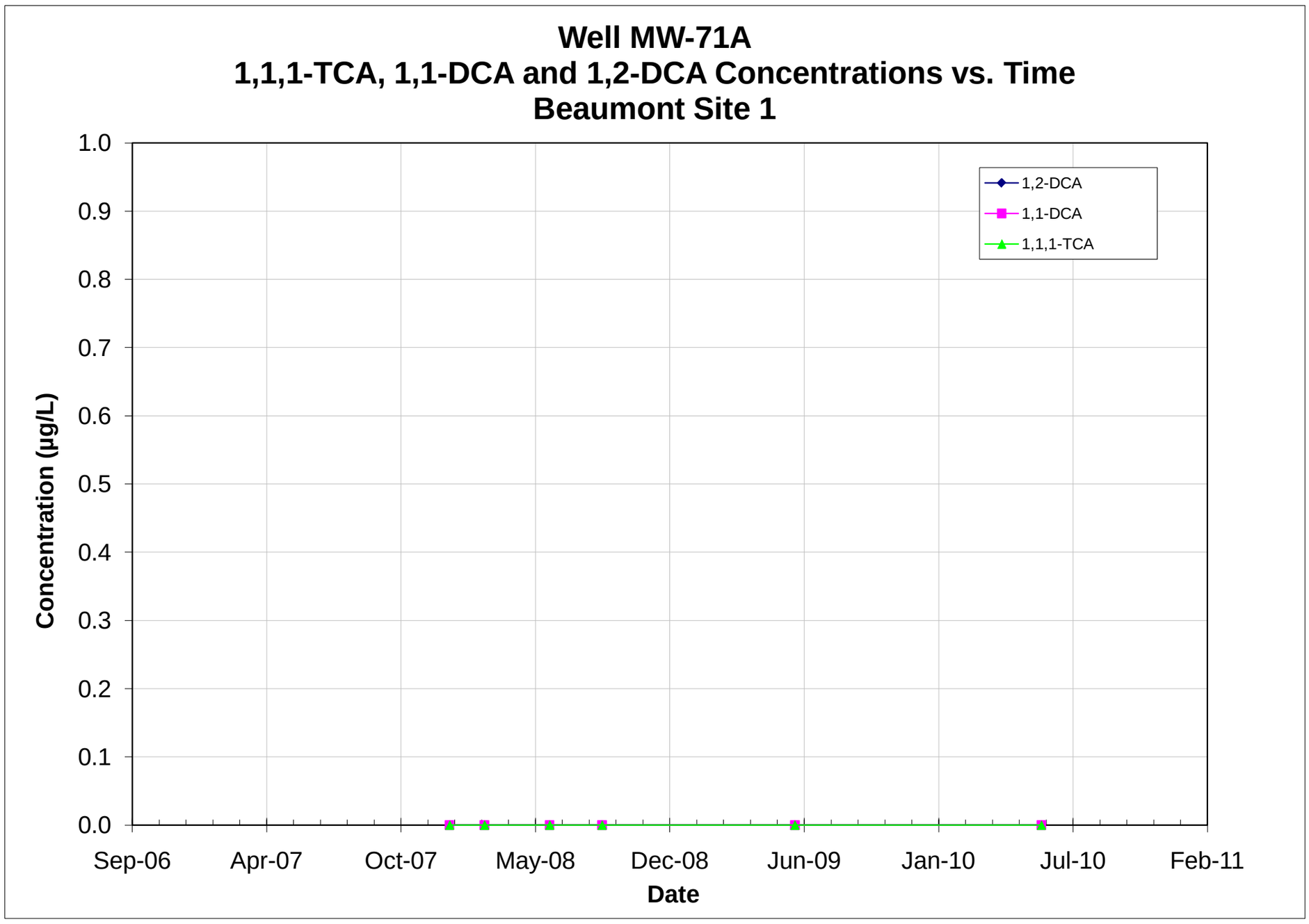

Note: All non-detections are set to zero for graphing purposes.

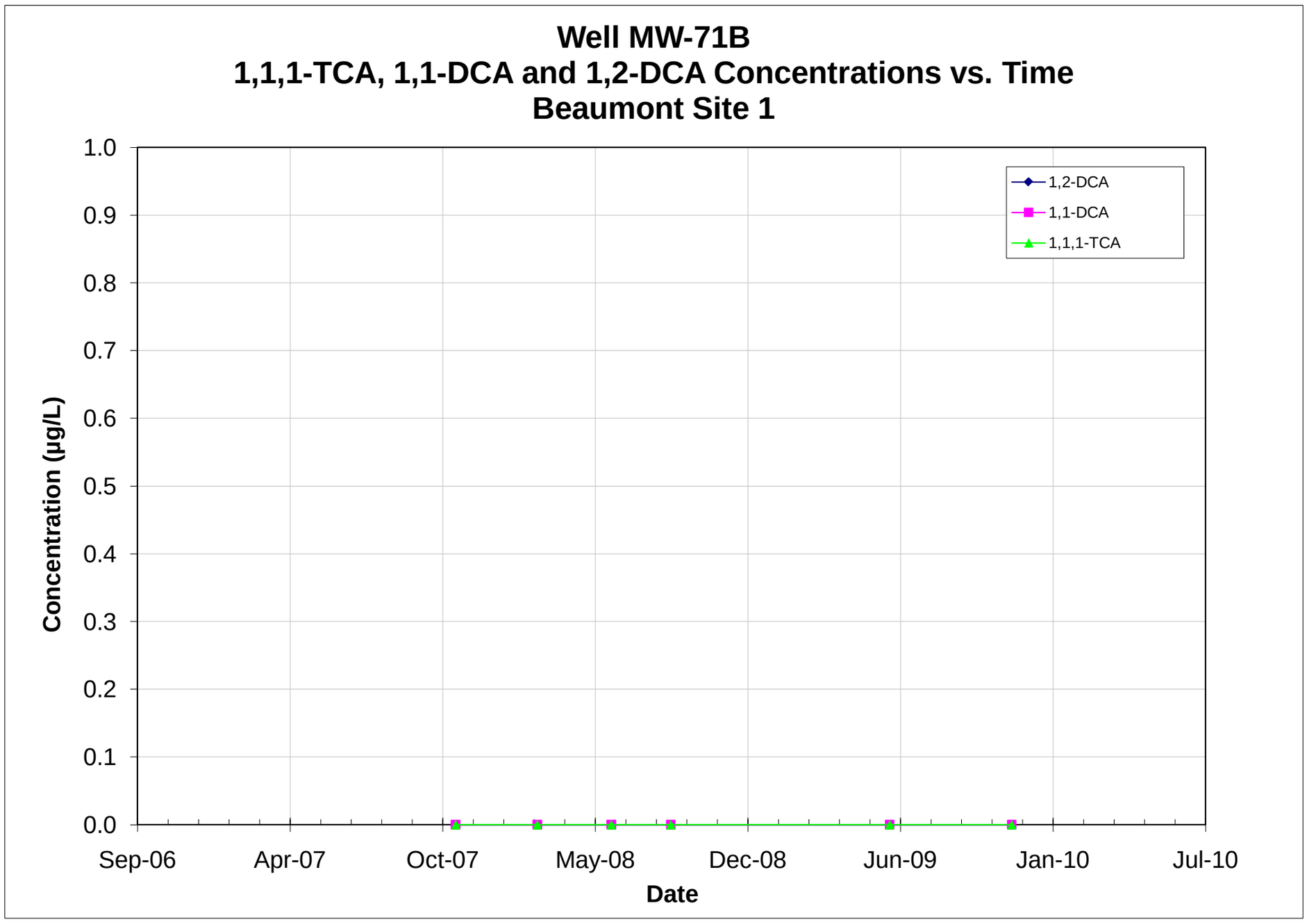

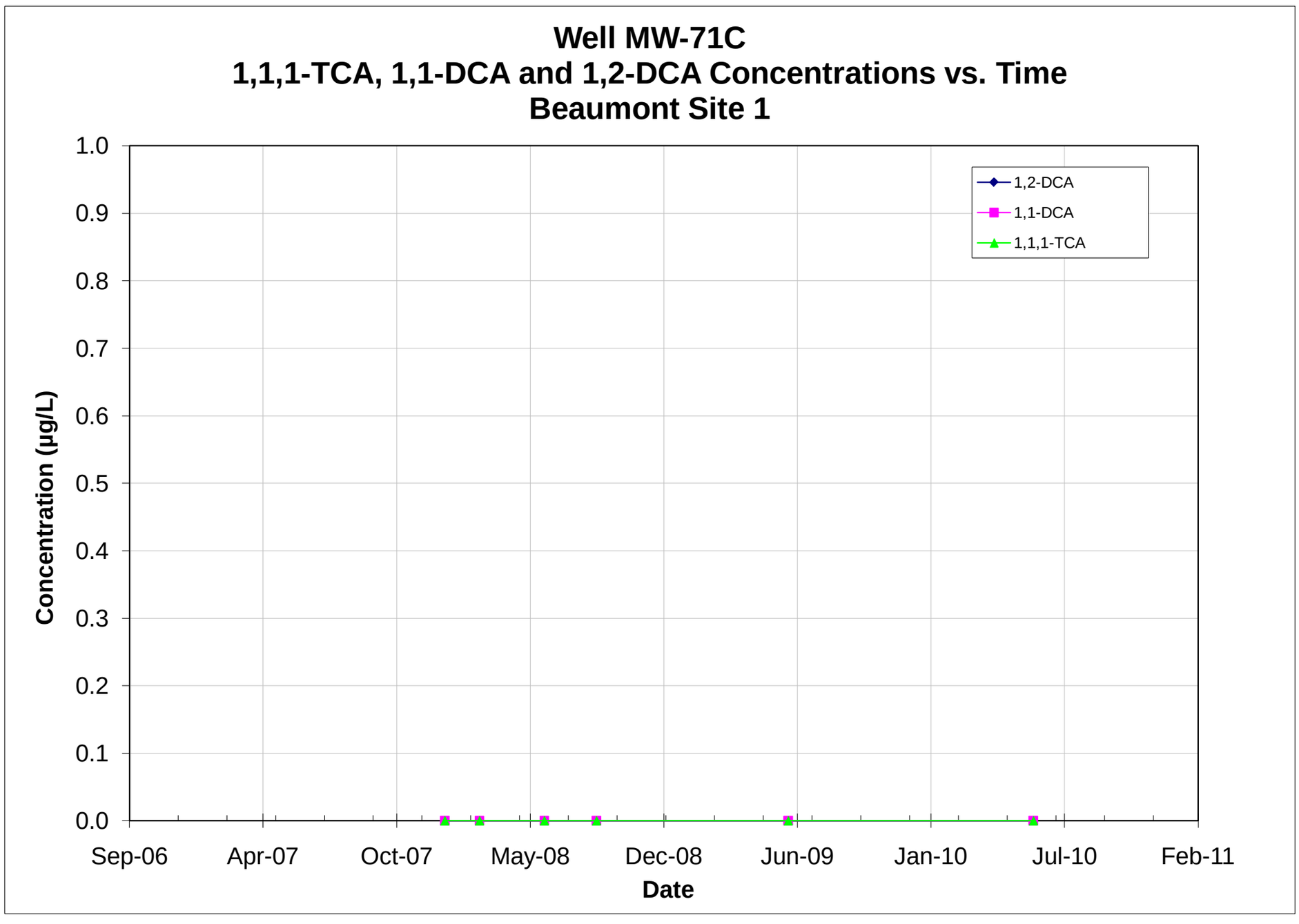

Note: All non-detections are set to zero for graphing purposes.

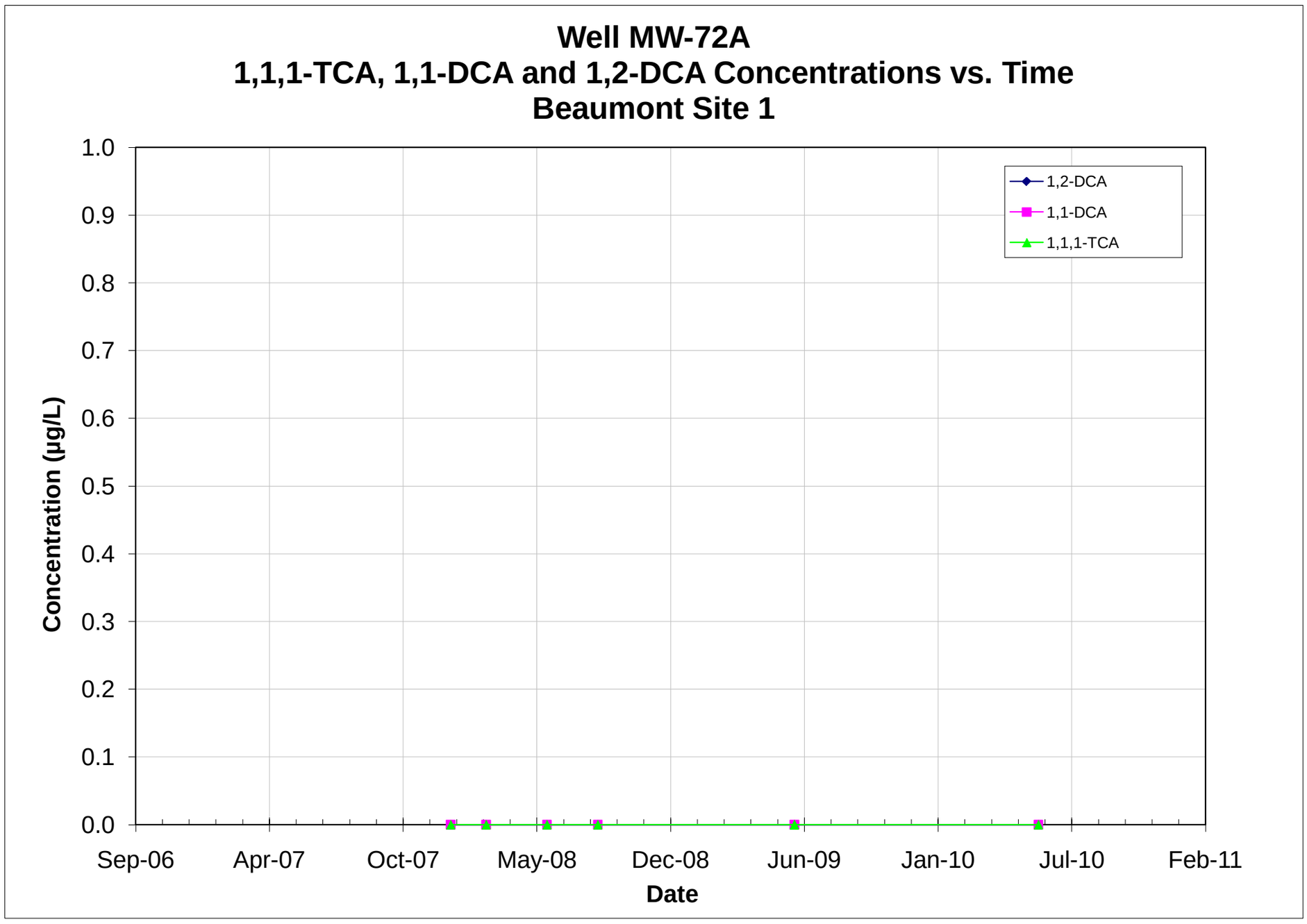

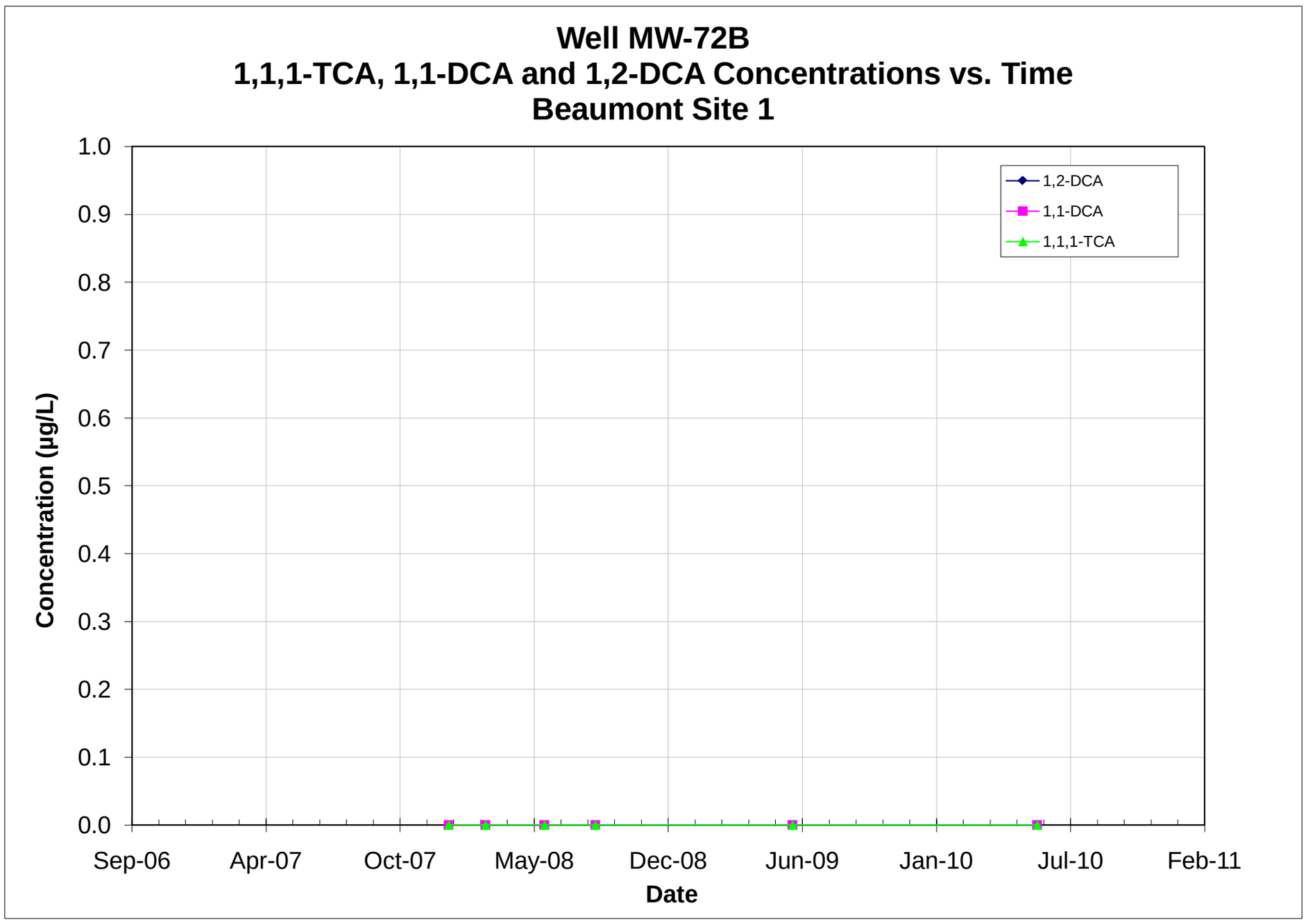

Note: All non-detections are set to zero for graphing purposes.

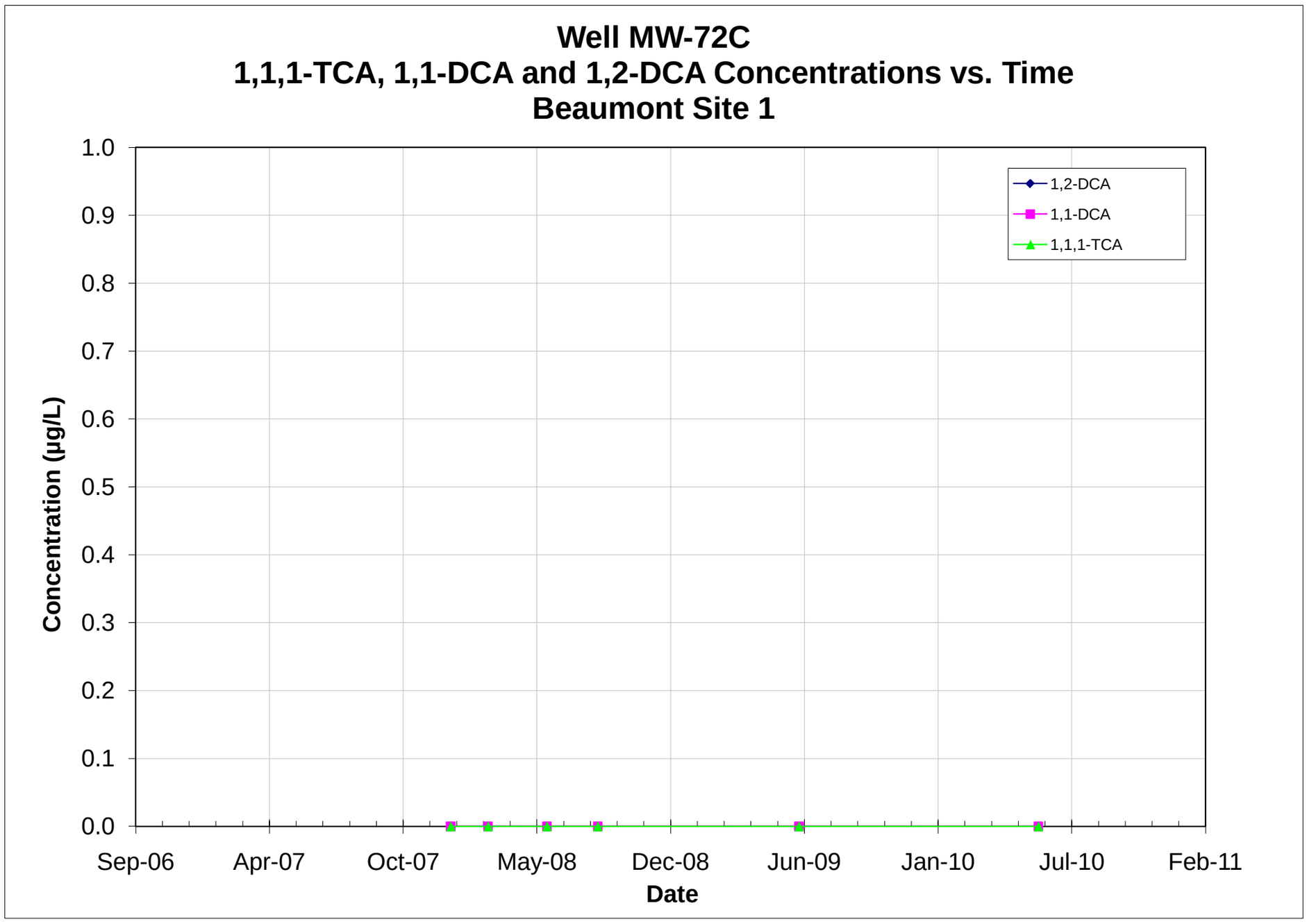

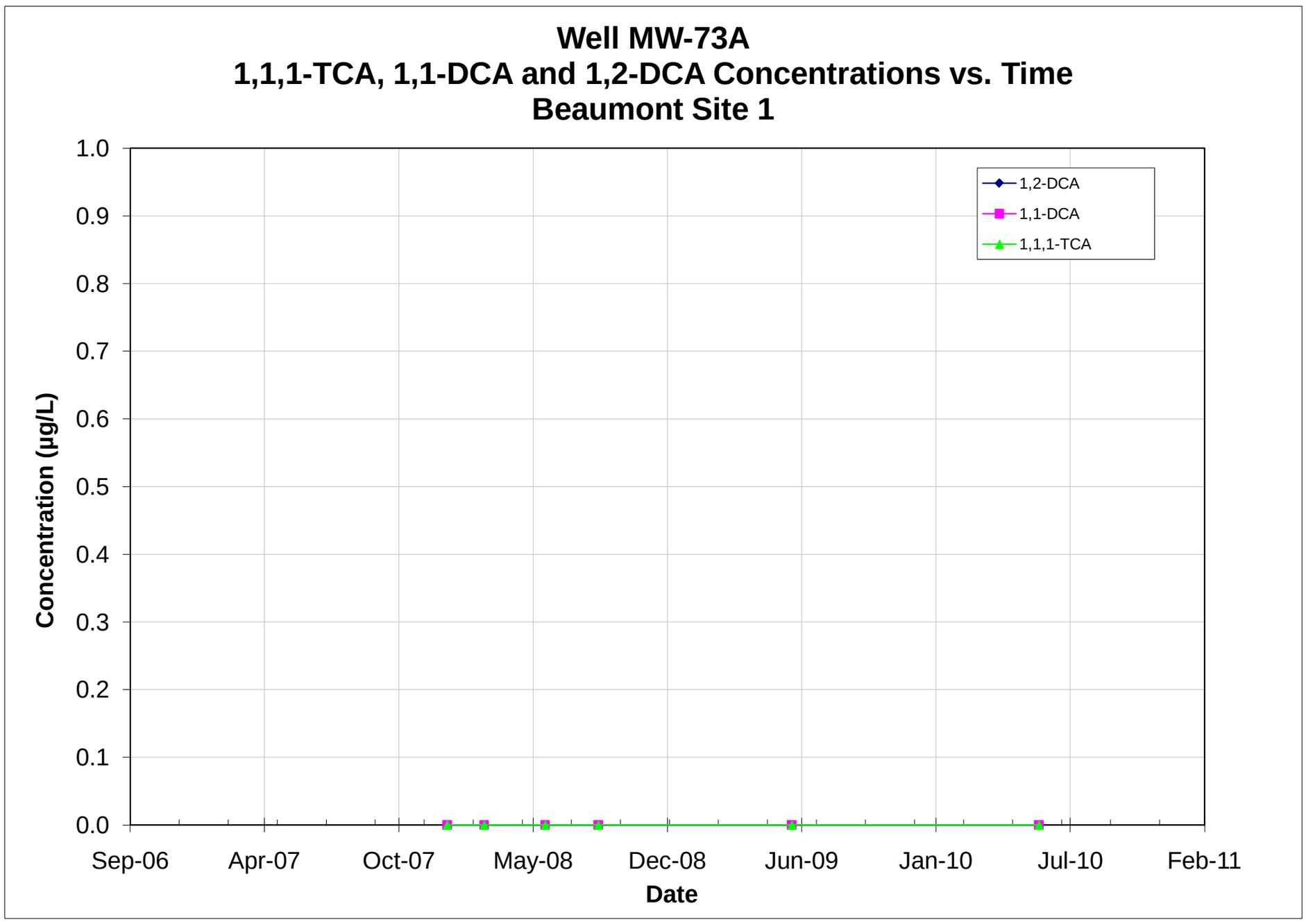

Note: All non-detections are set to zero for graphing purposes.

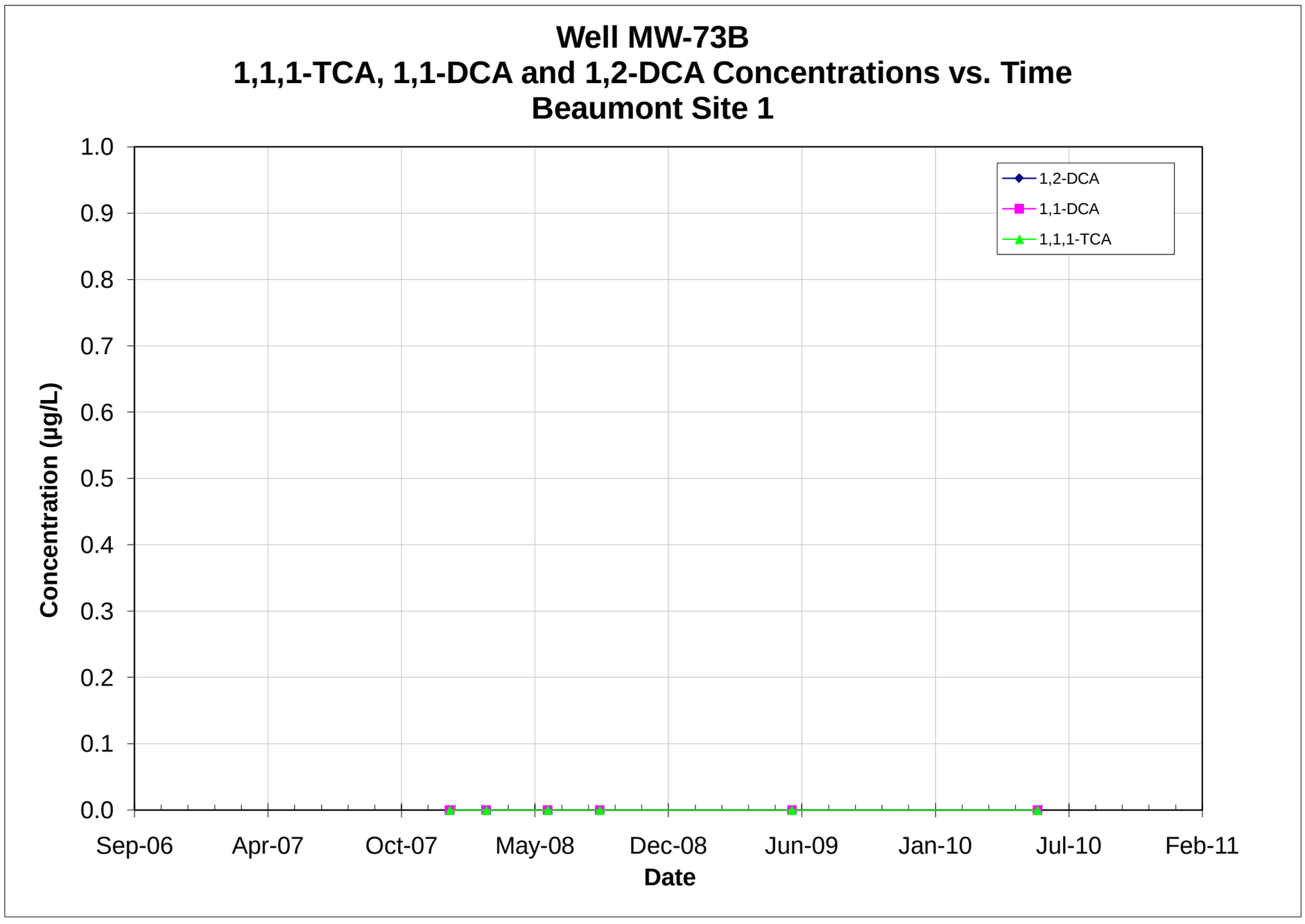

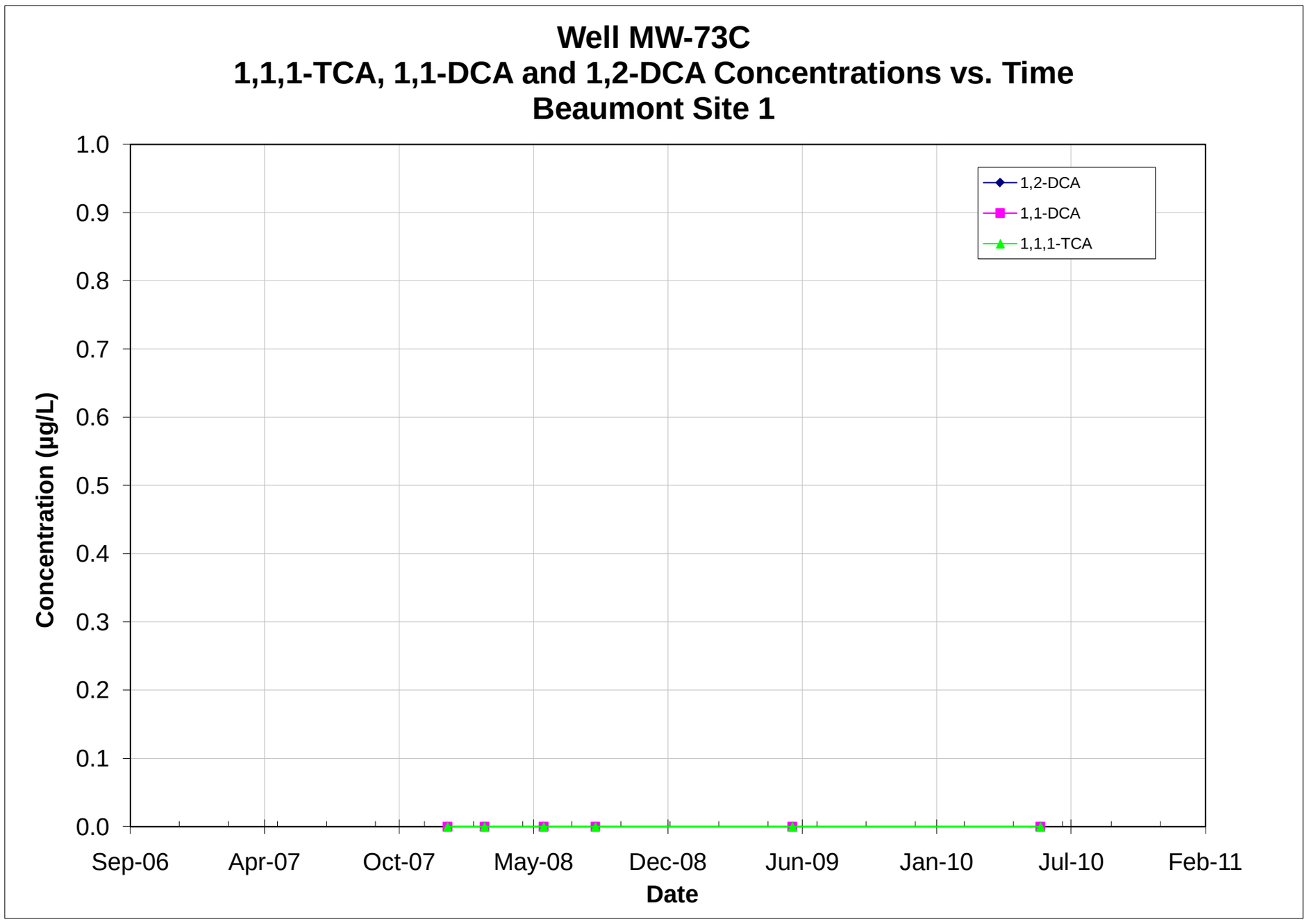

Note: All non-detections are set to zero for graphing purposes.

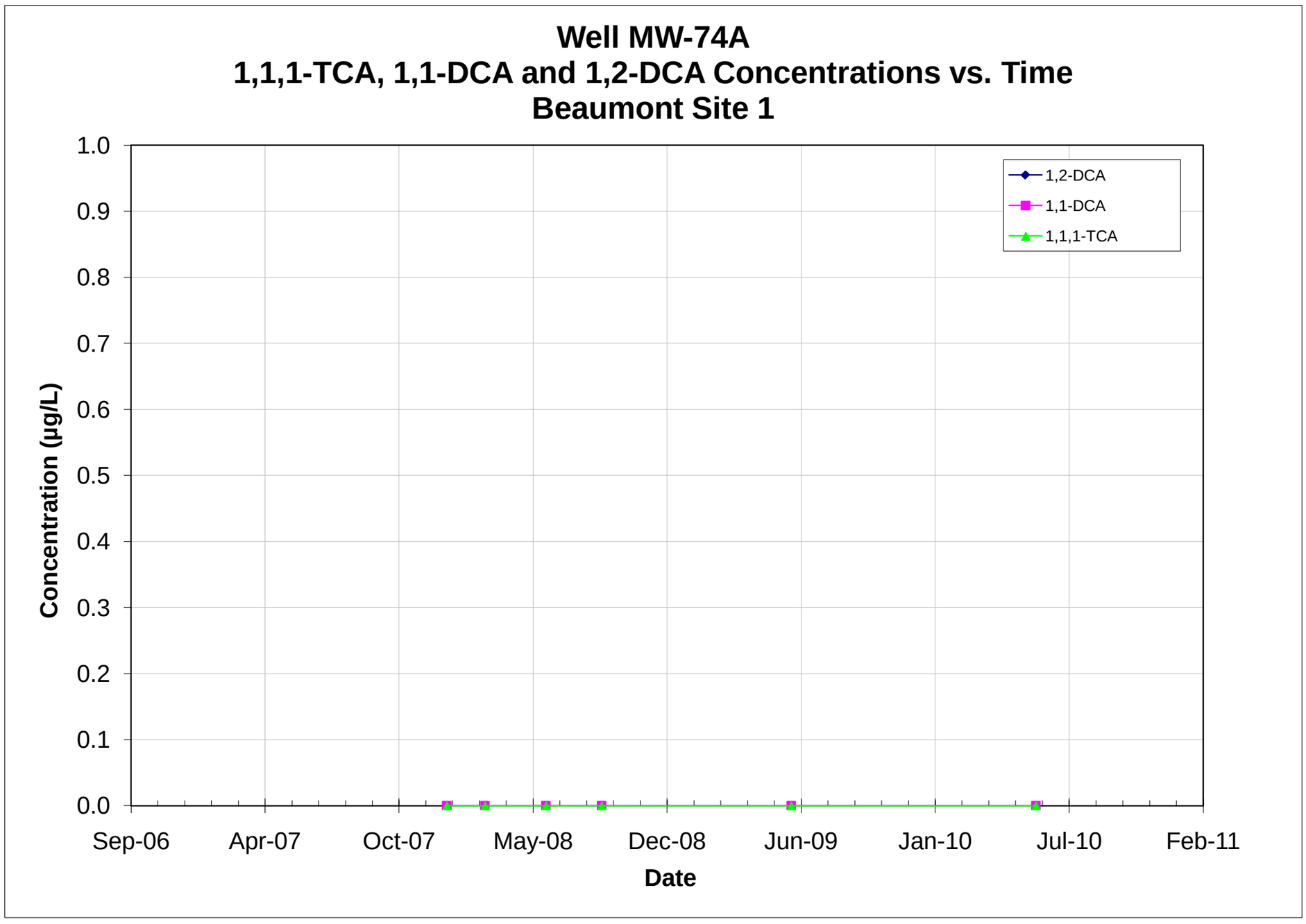

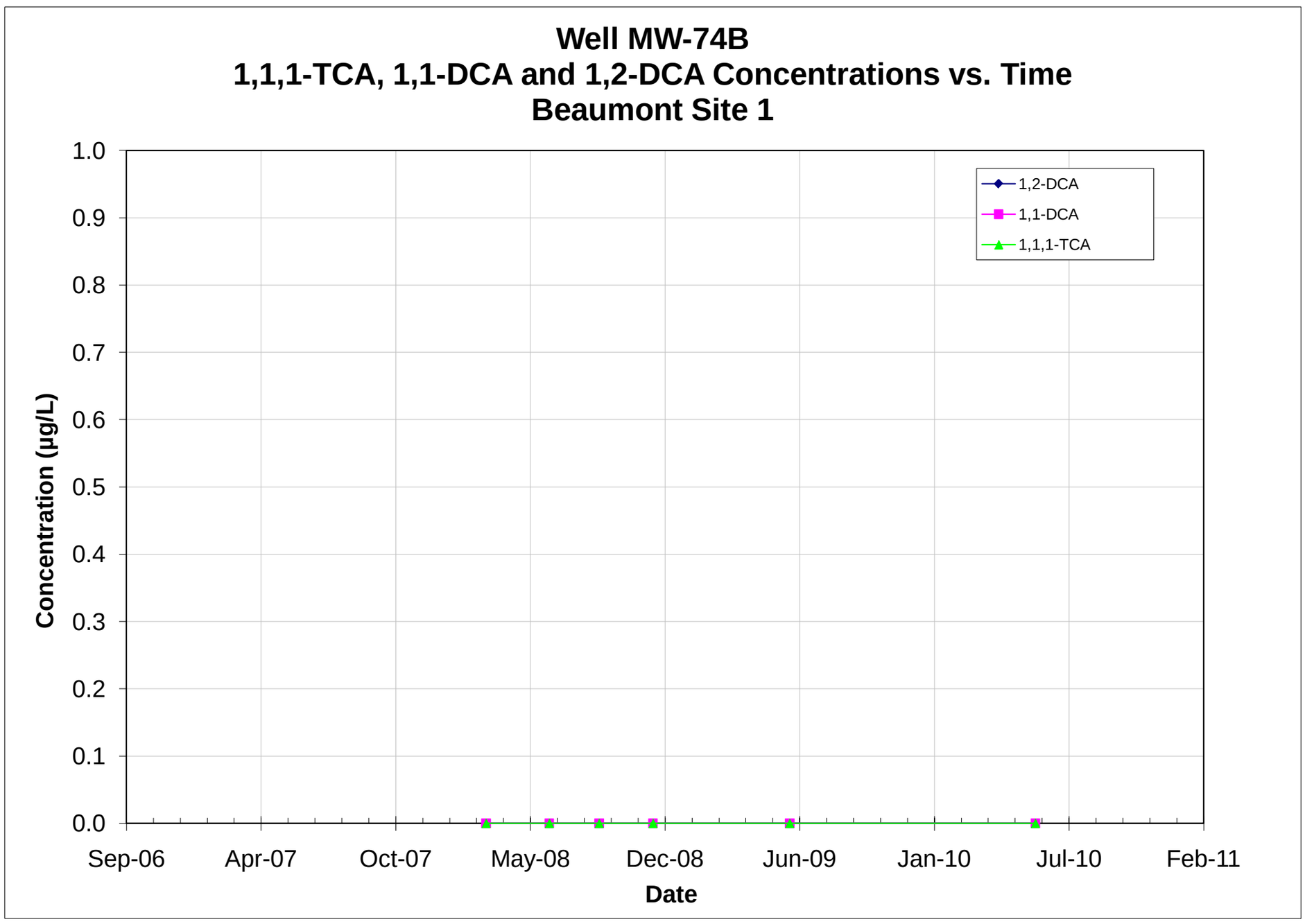

Note: All non-detections are set to zero for graphing purposes.

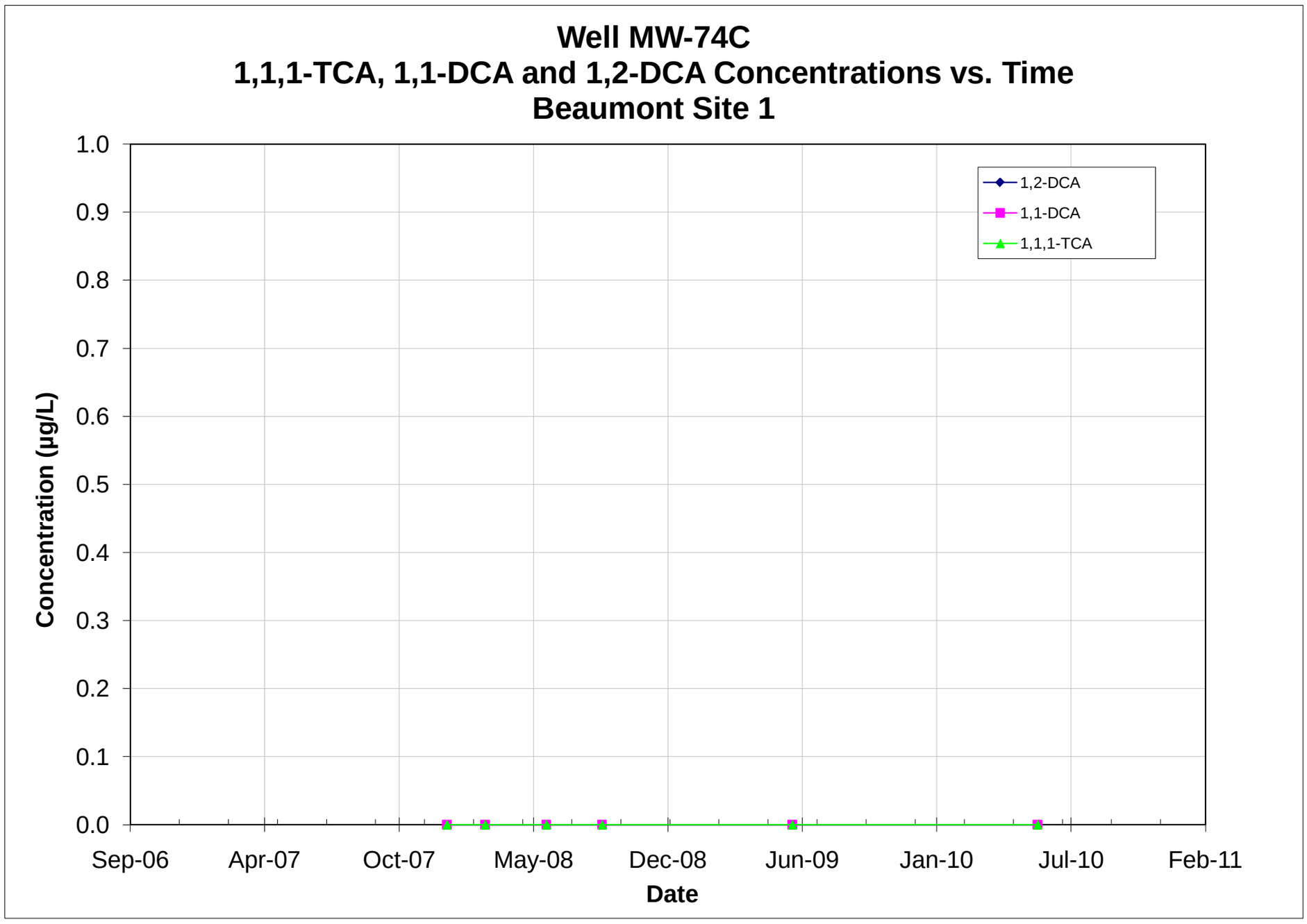

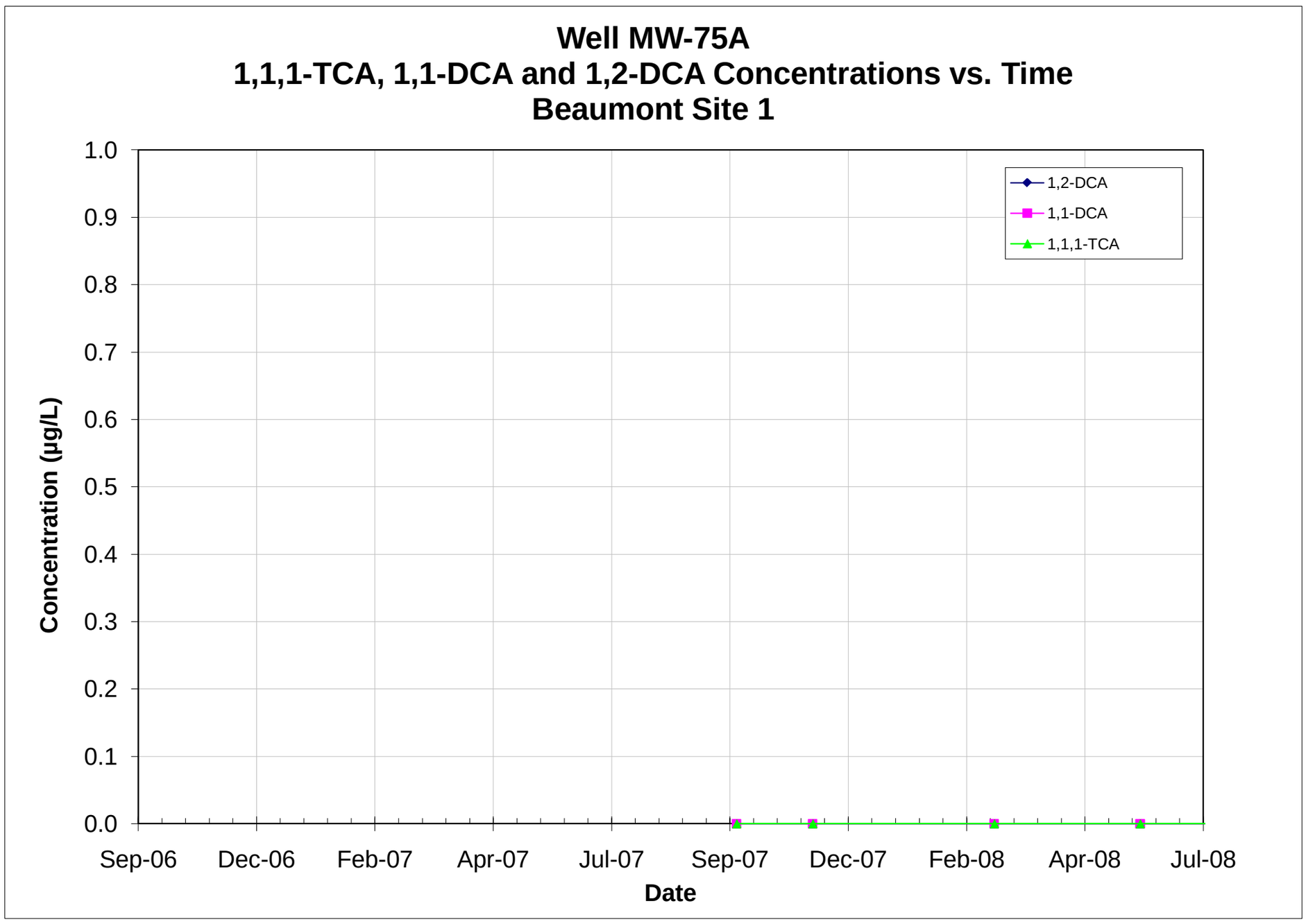

Note: All non-detections are set to zero for graphing purposes.

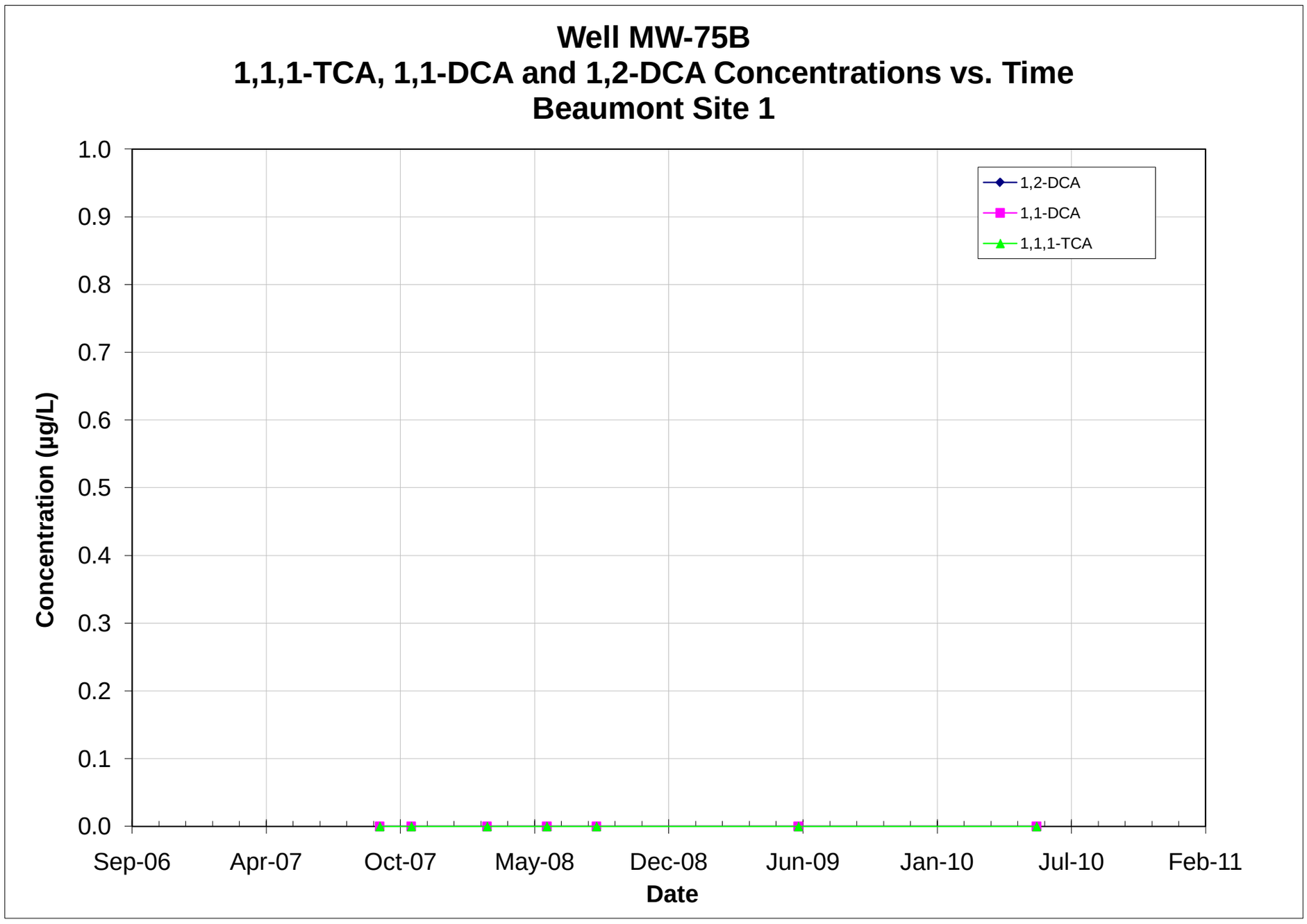

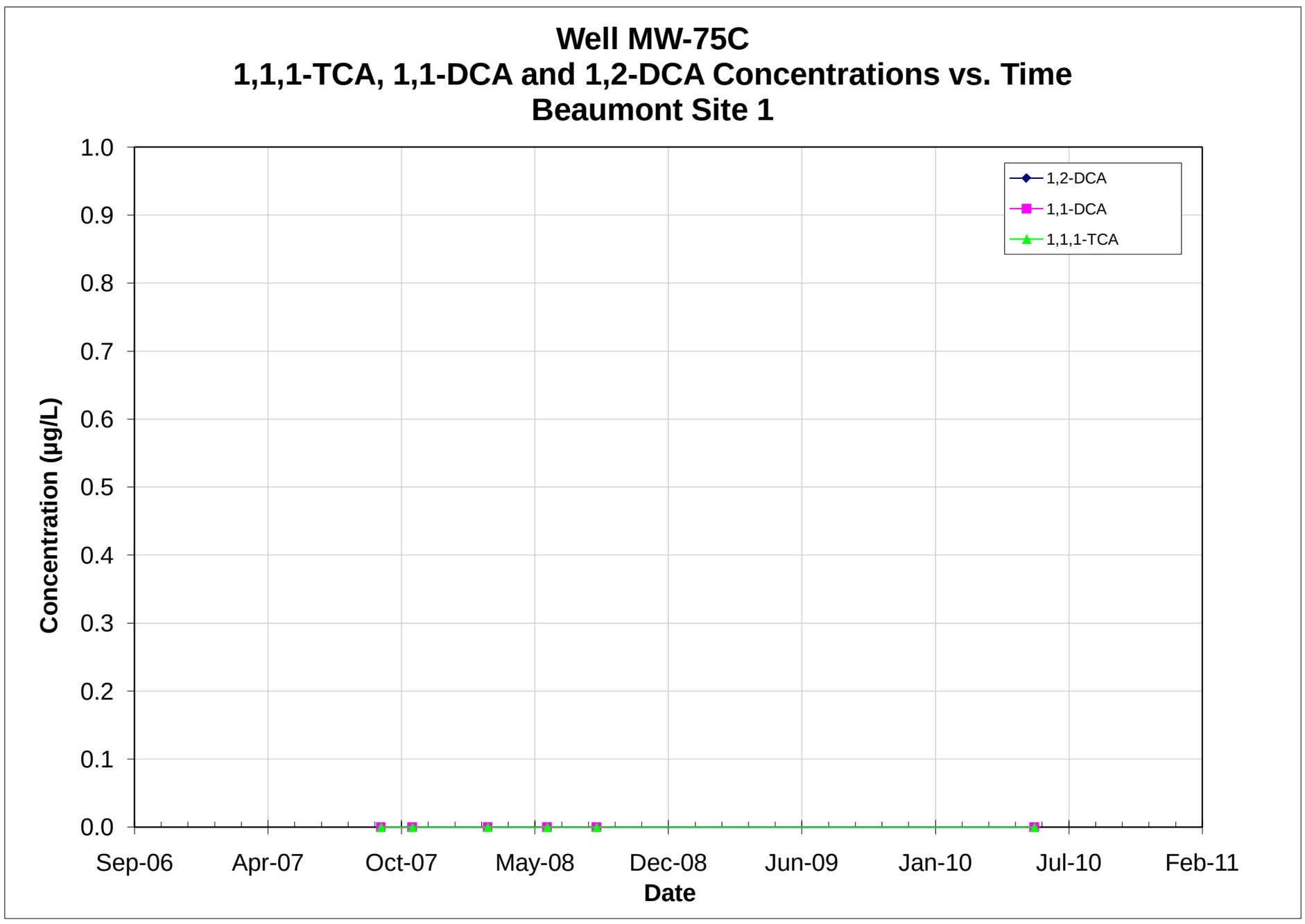

Note: All non-detections are set to zero for graphing purposes.

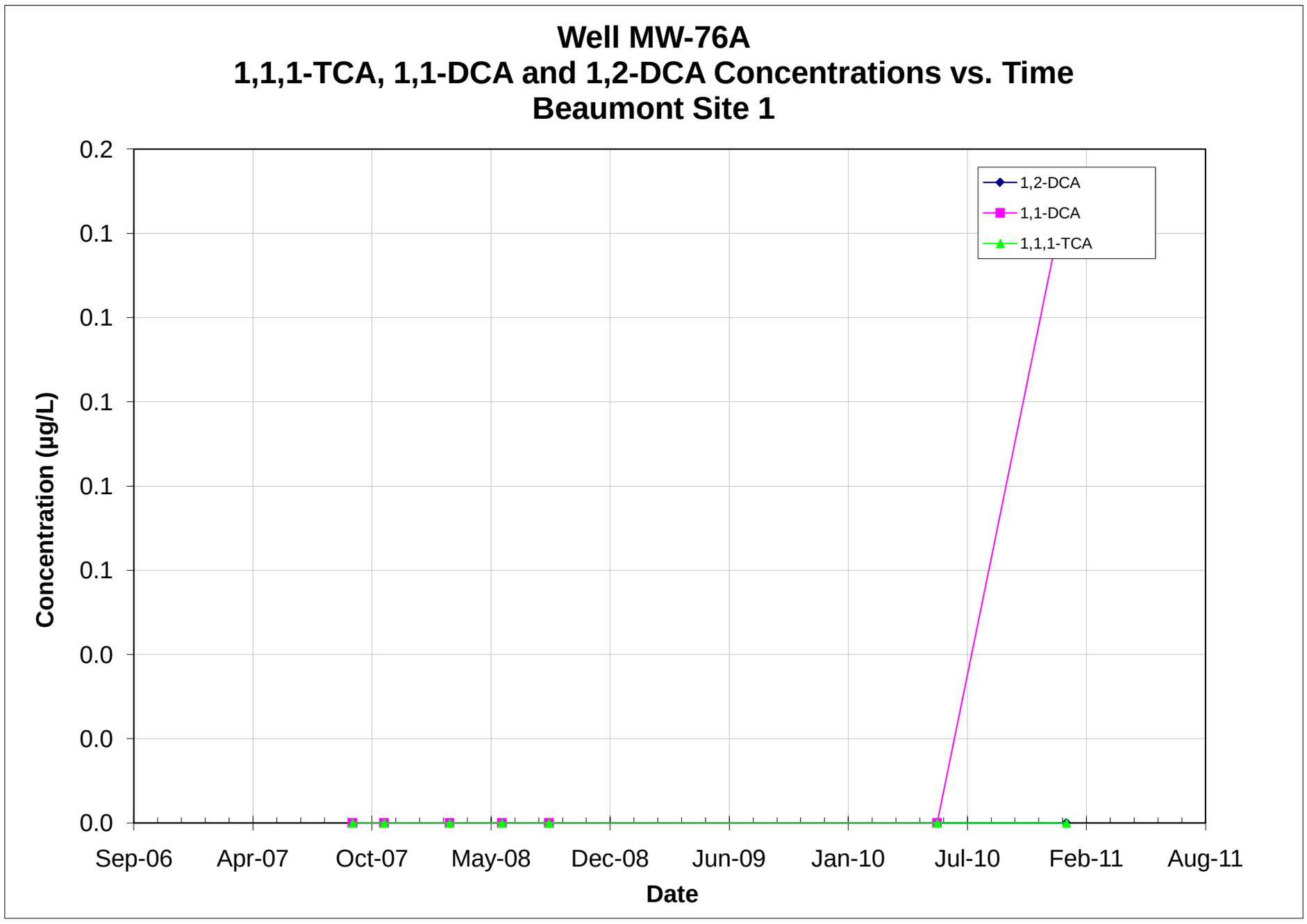

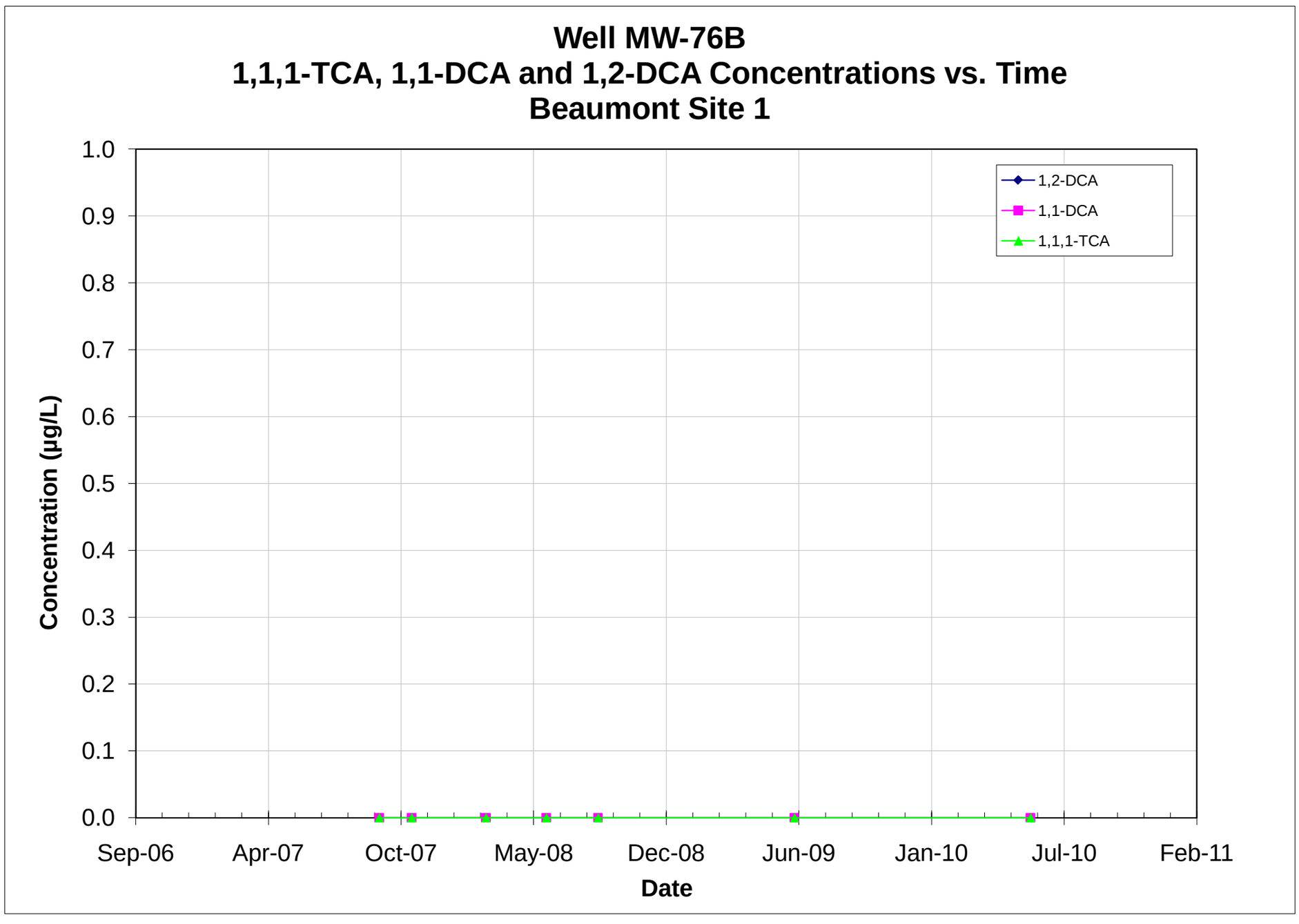

Note: All non-detections are set to zero for graphing purposes.

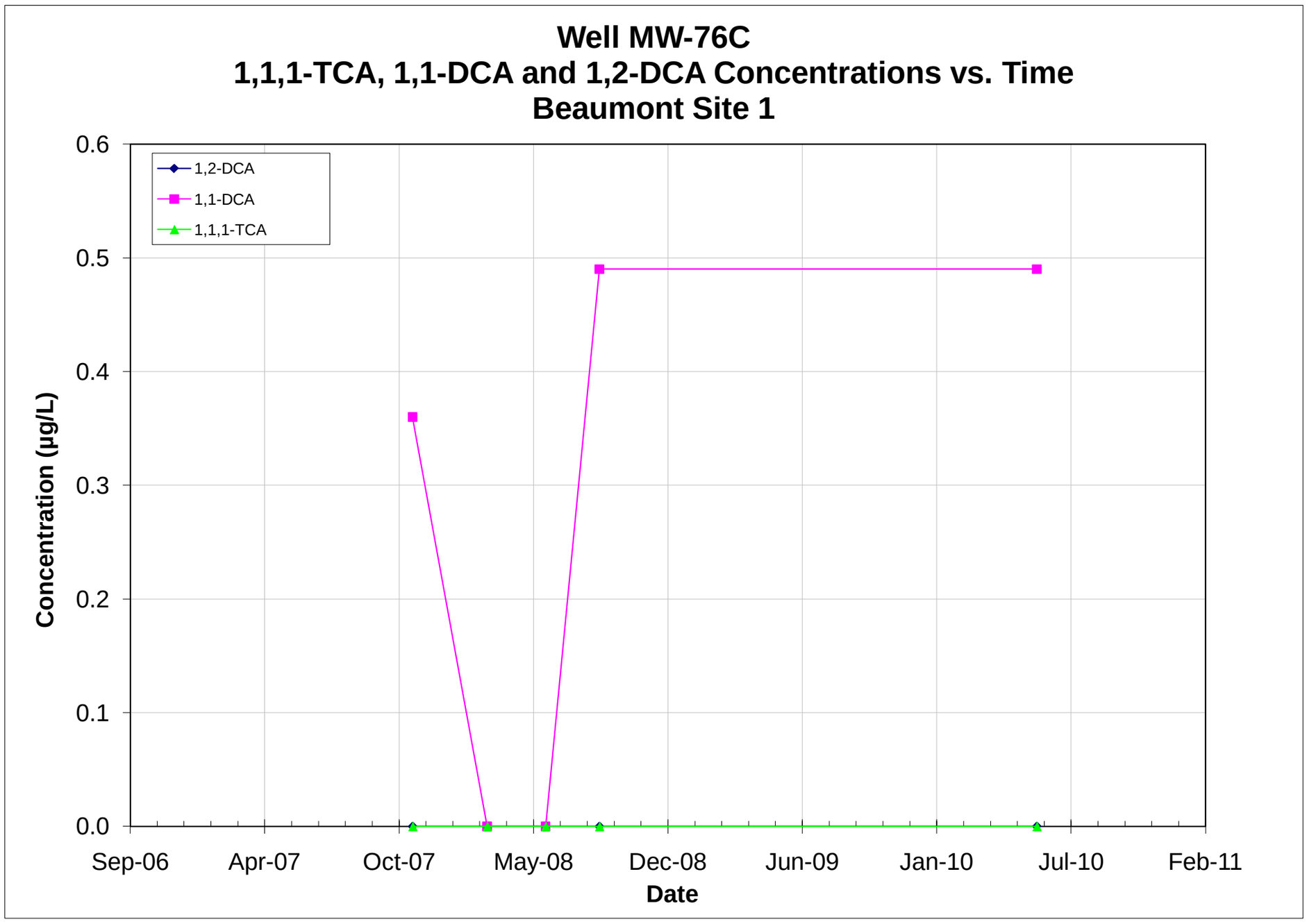

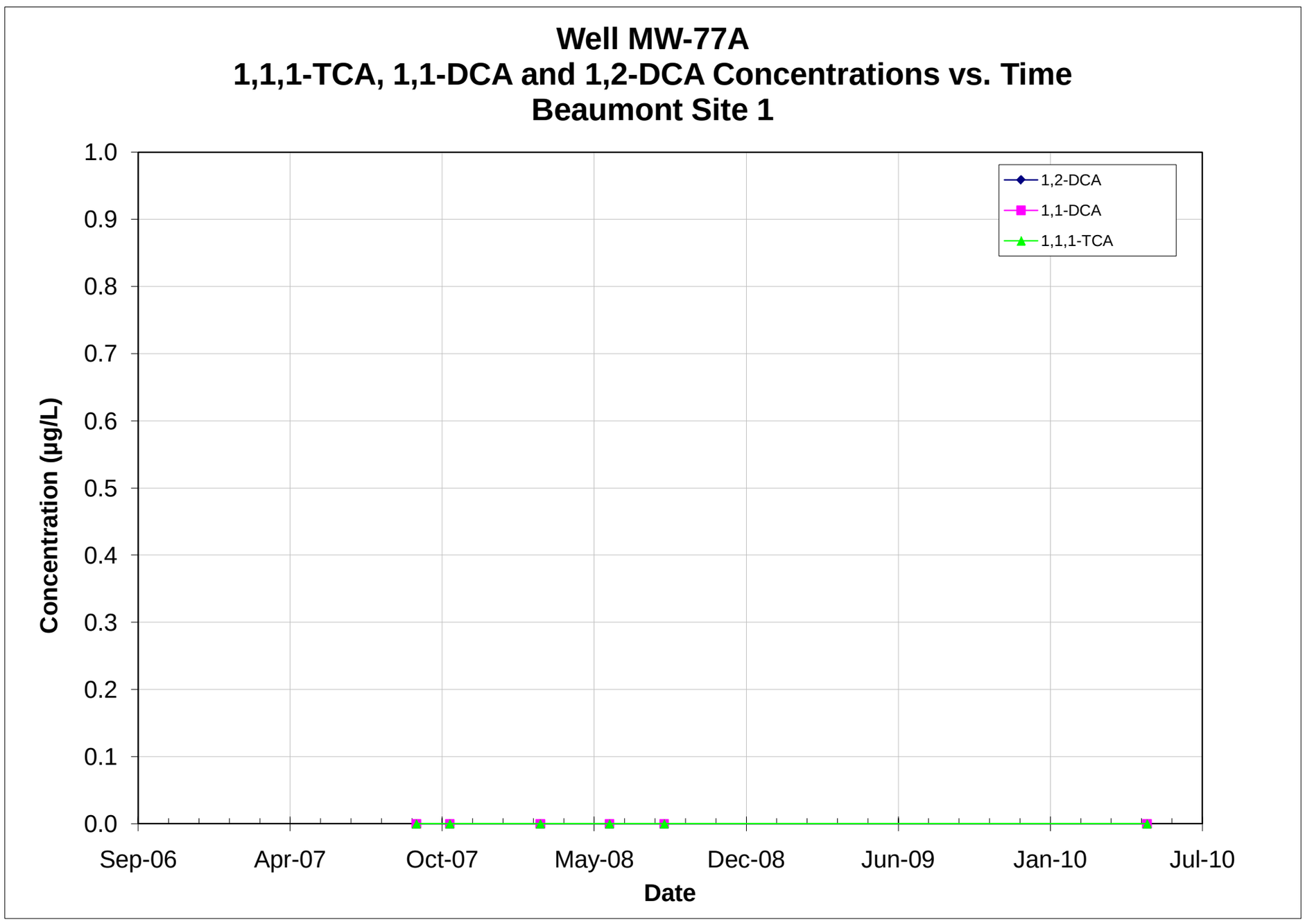

Note: All non-detections are set to zero for graphing purposes.

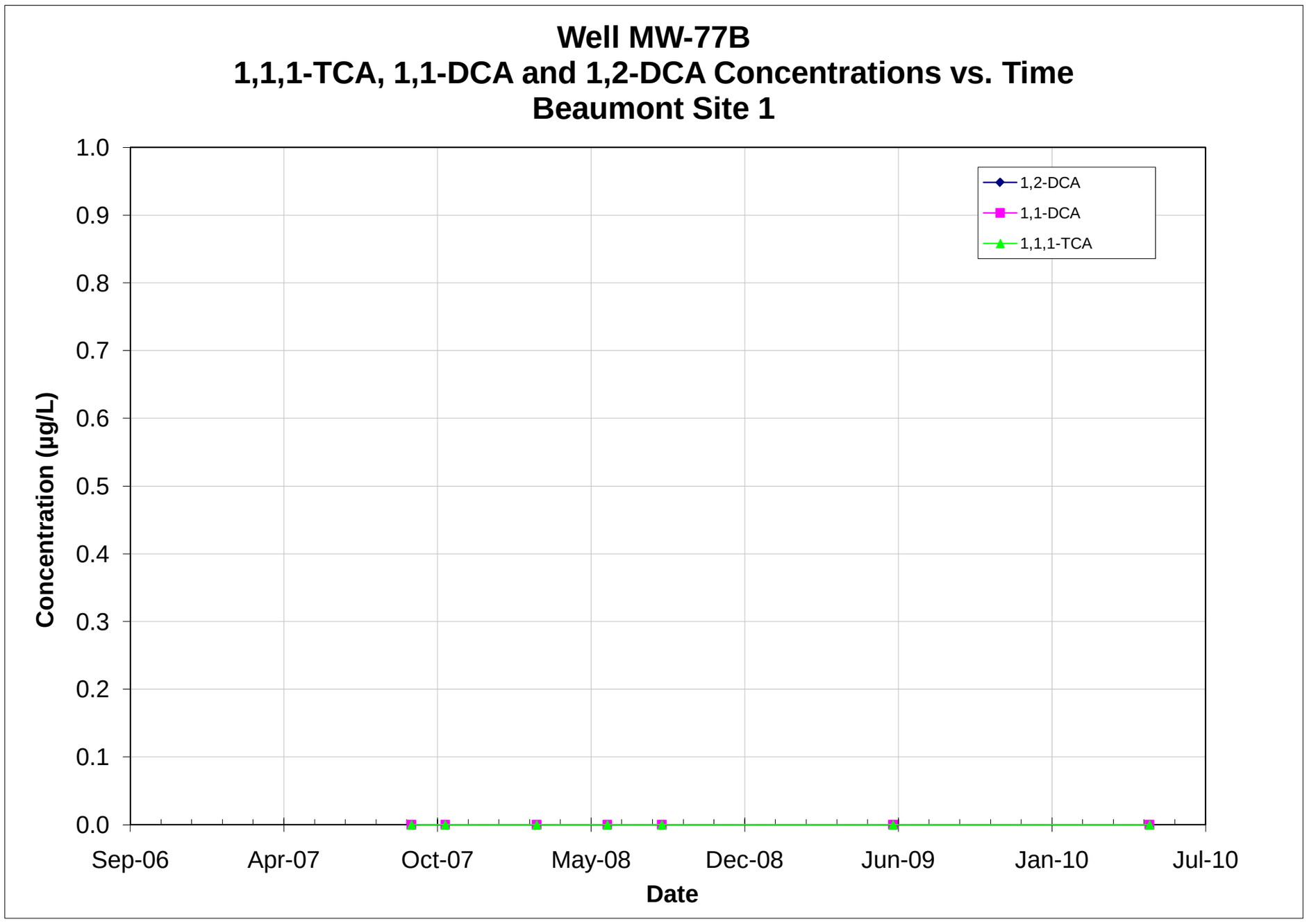

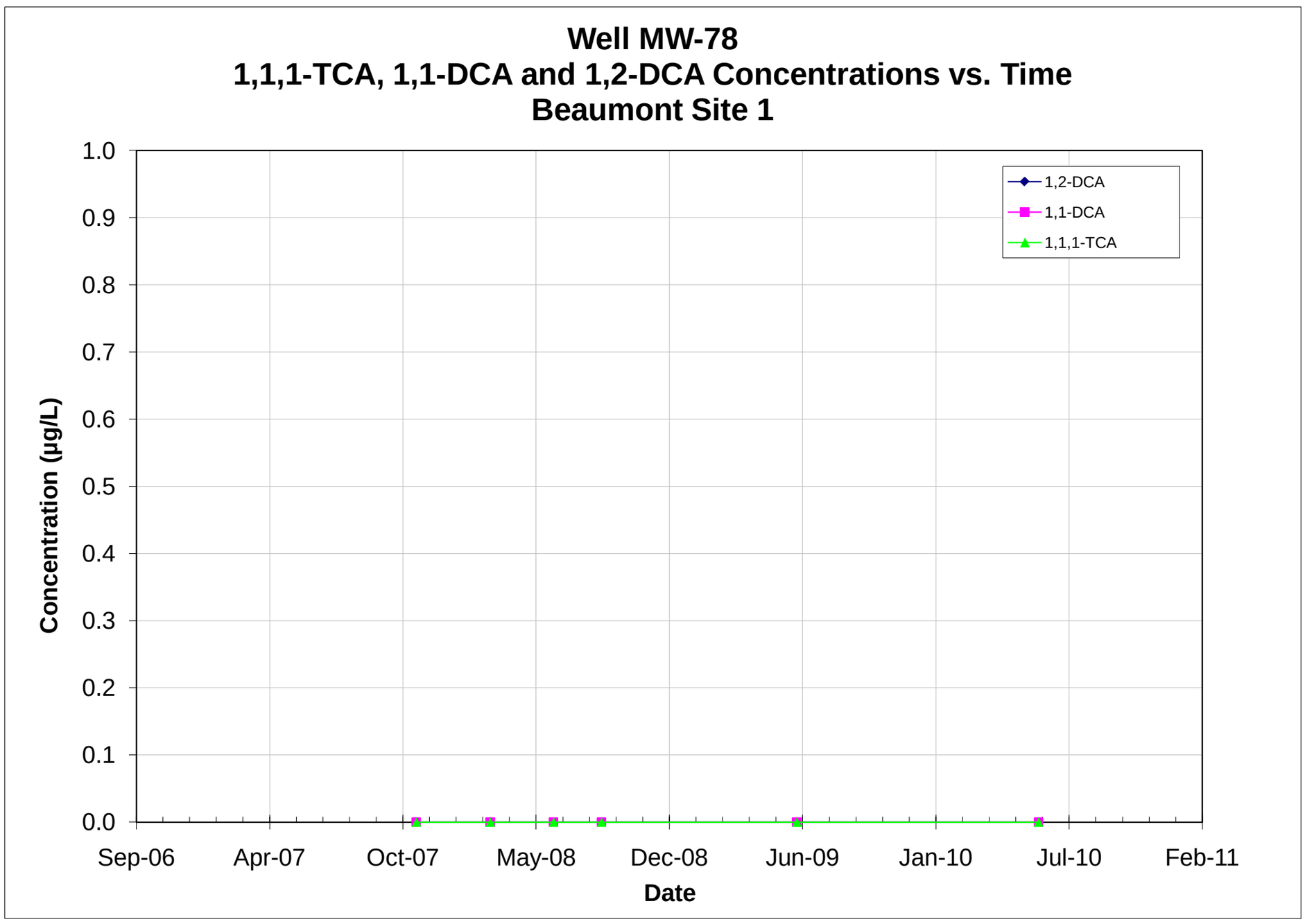

Note: All non-detections are set to zero for graphing purposes.

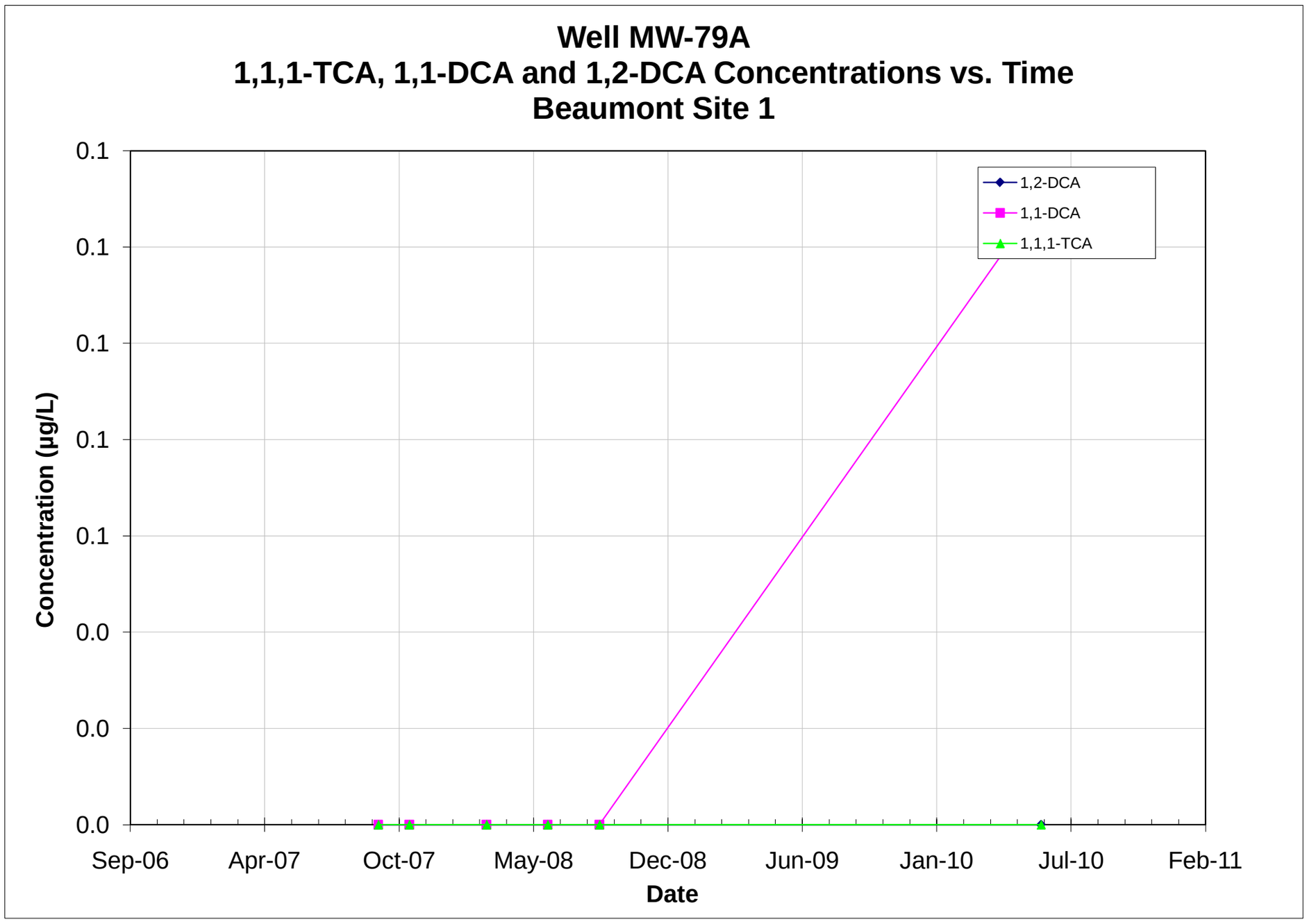

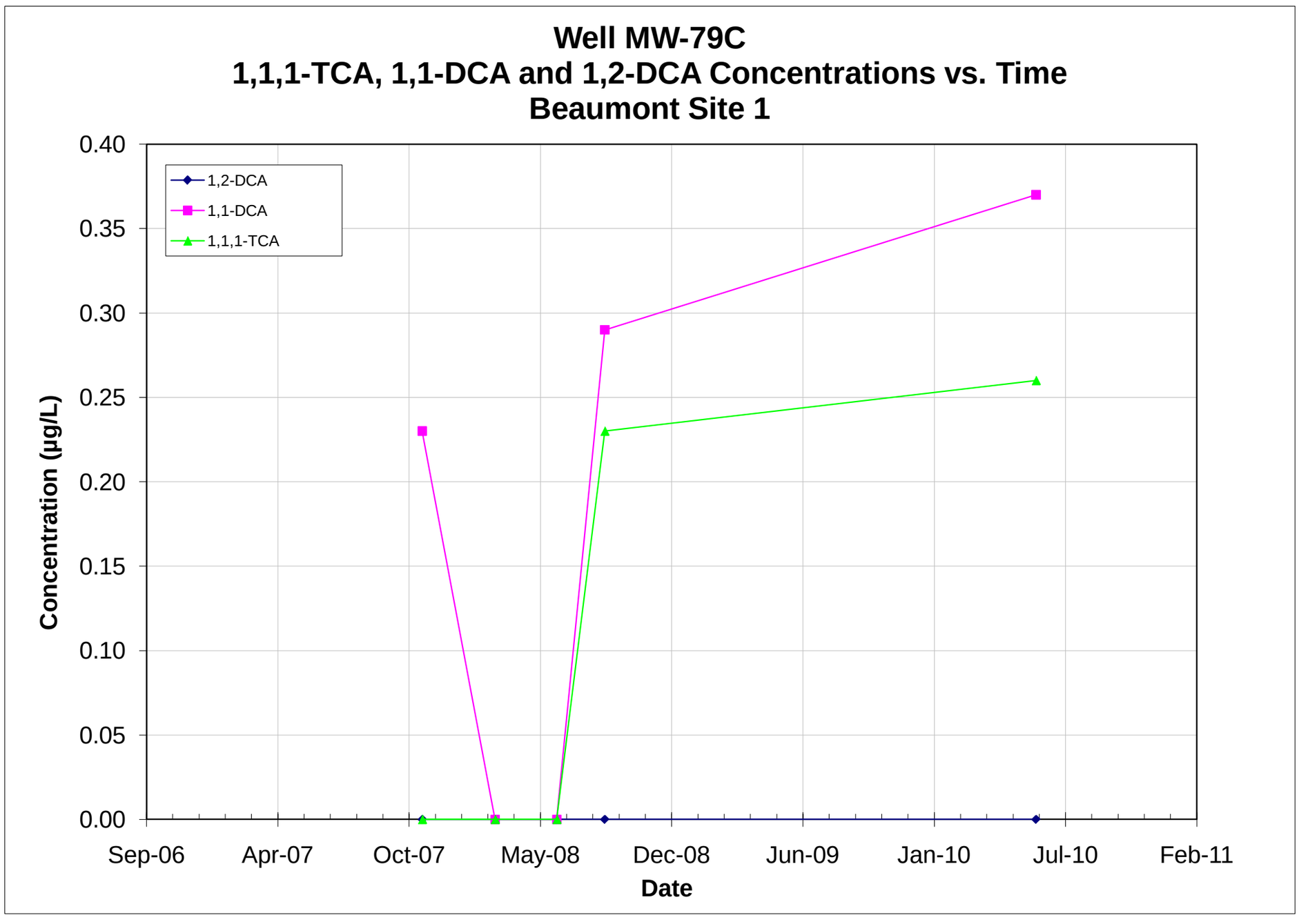

Note: All non-detections are set to zero for graphing purposes.

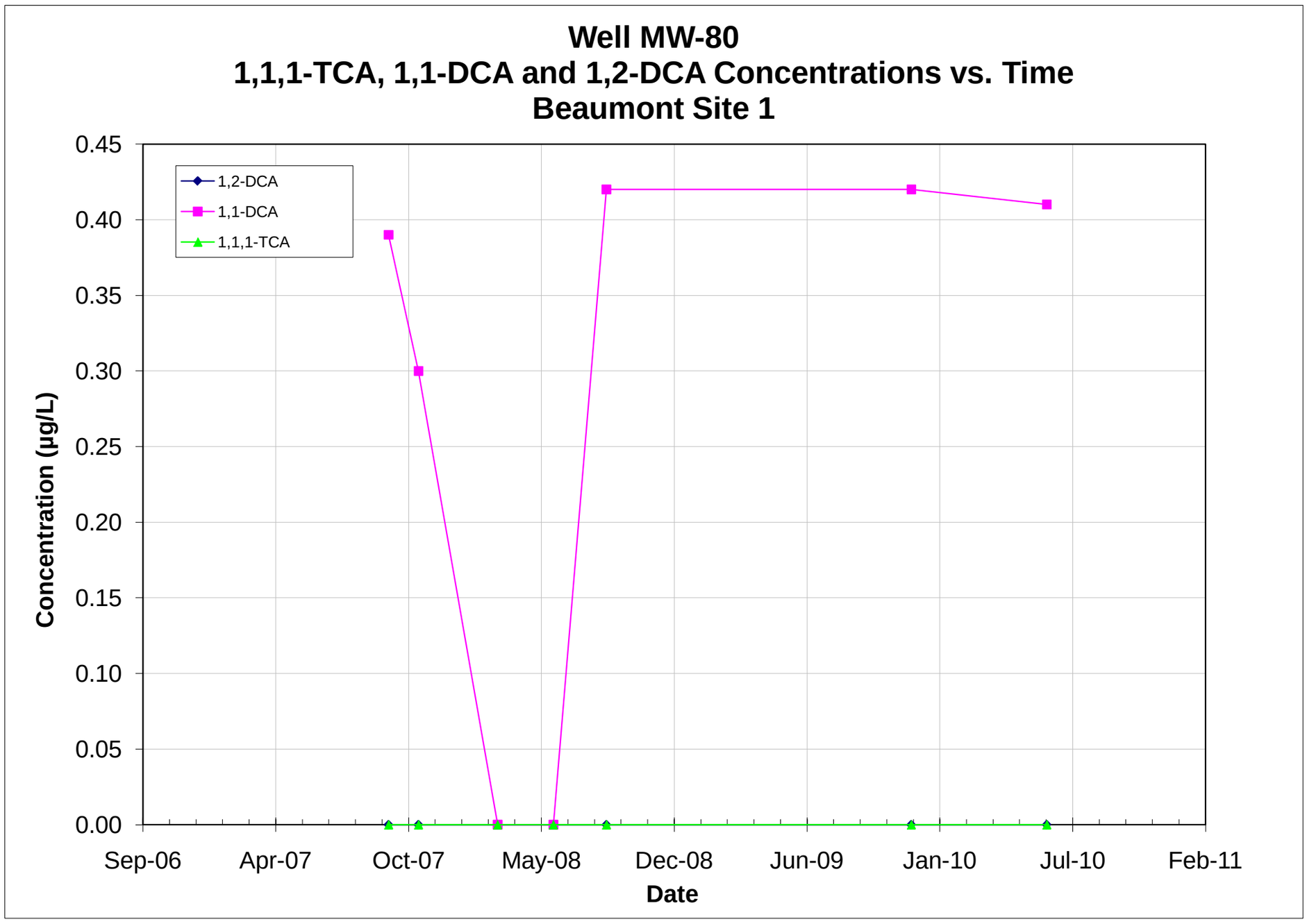

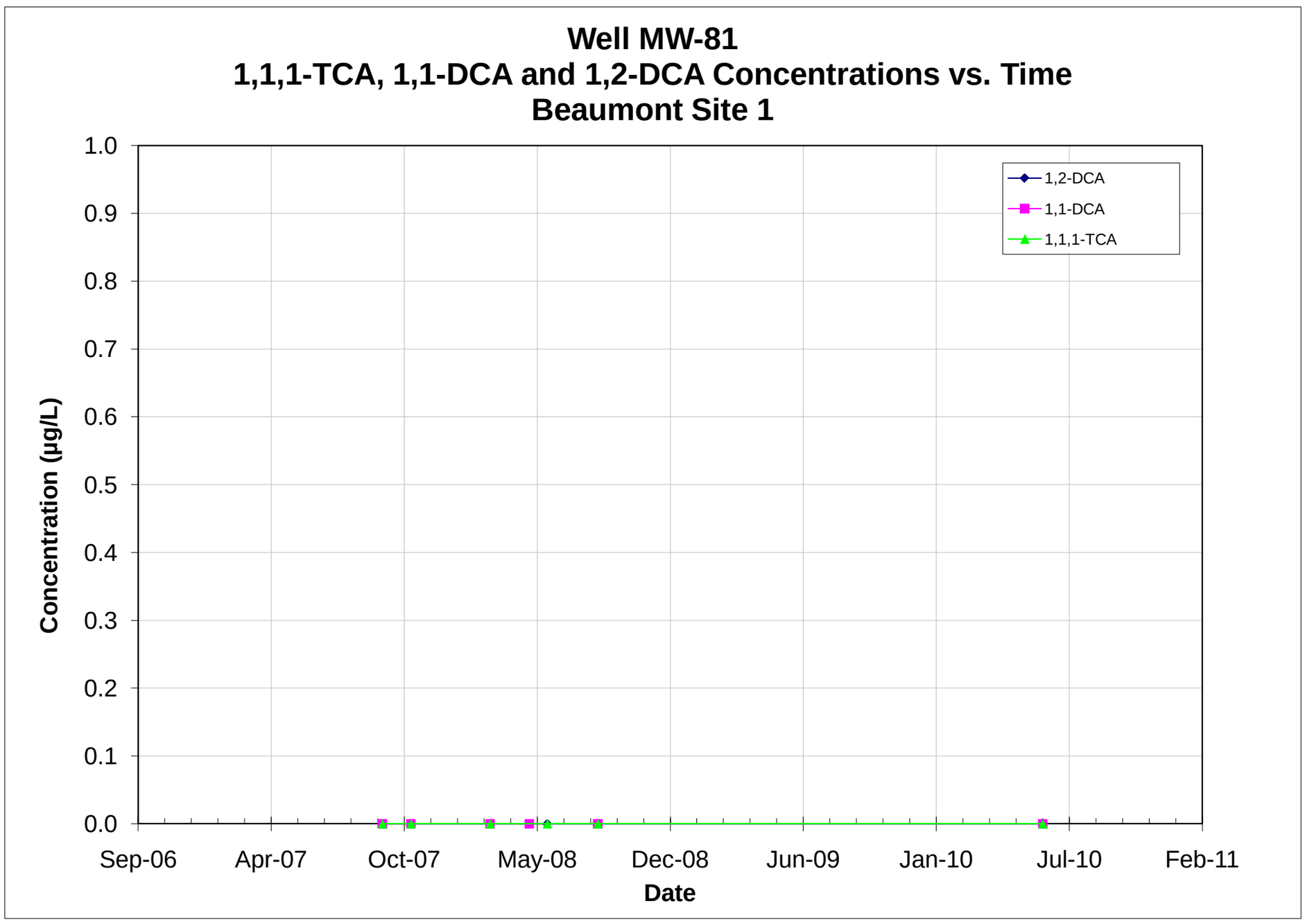

Note: All non-detections are set to zero for graphing purposes.

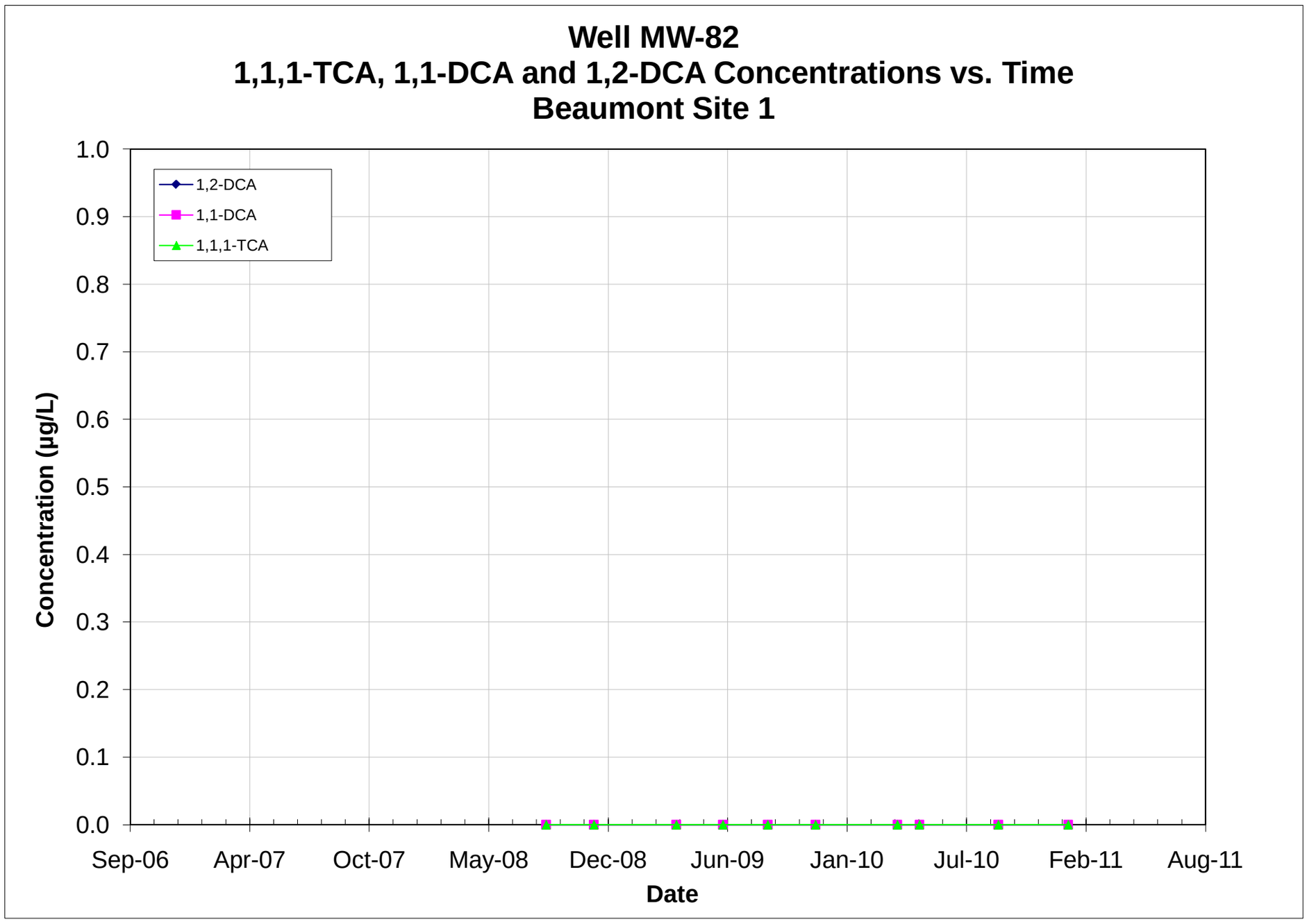

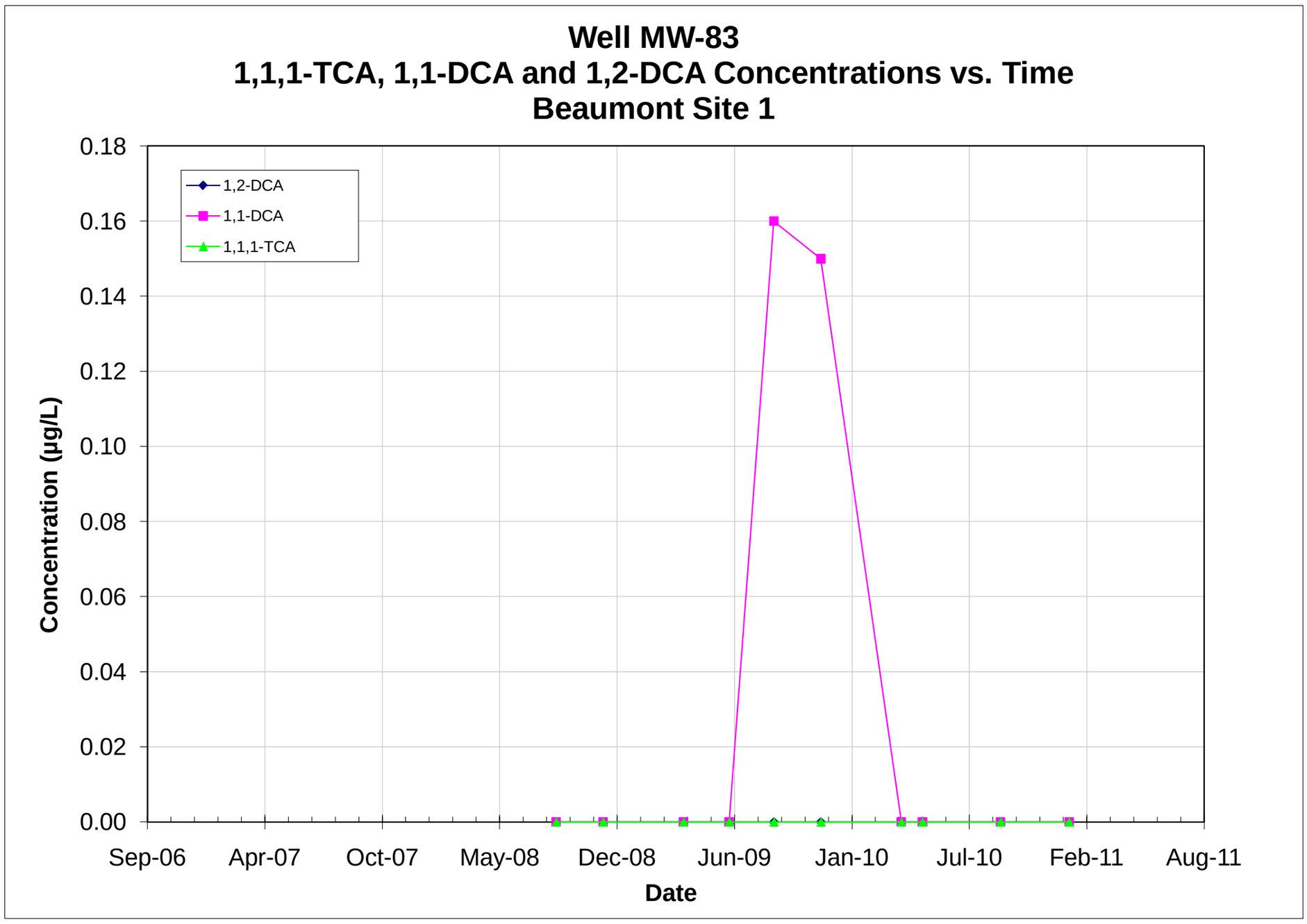

Note: All non-detections are set to zero for graphing purposes.

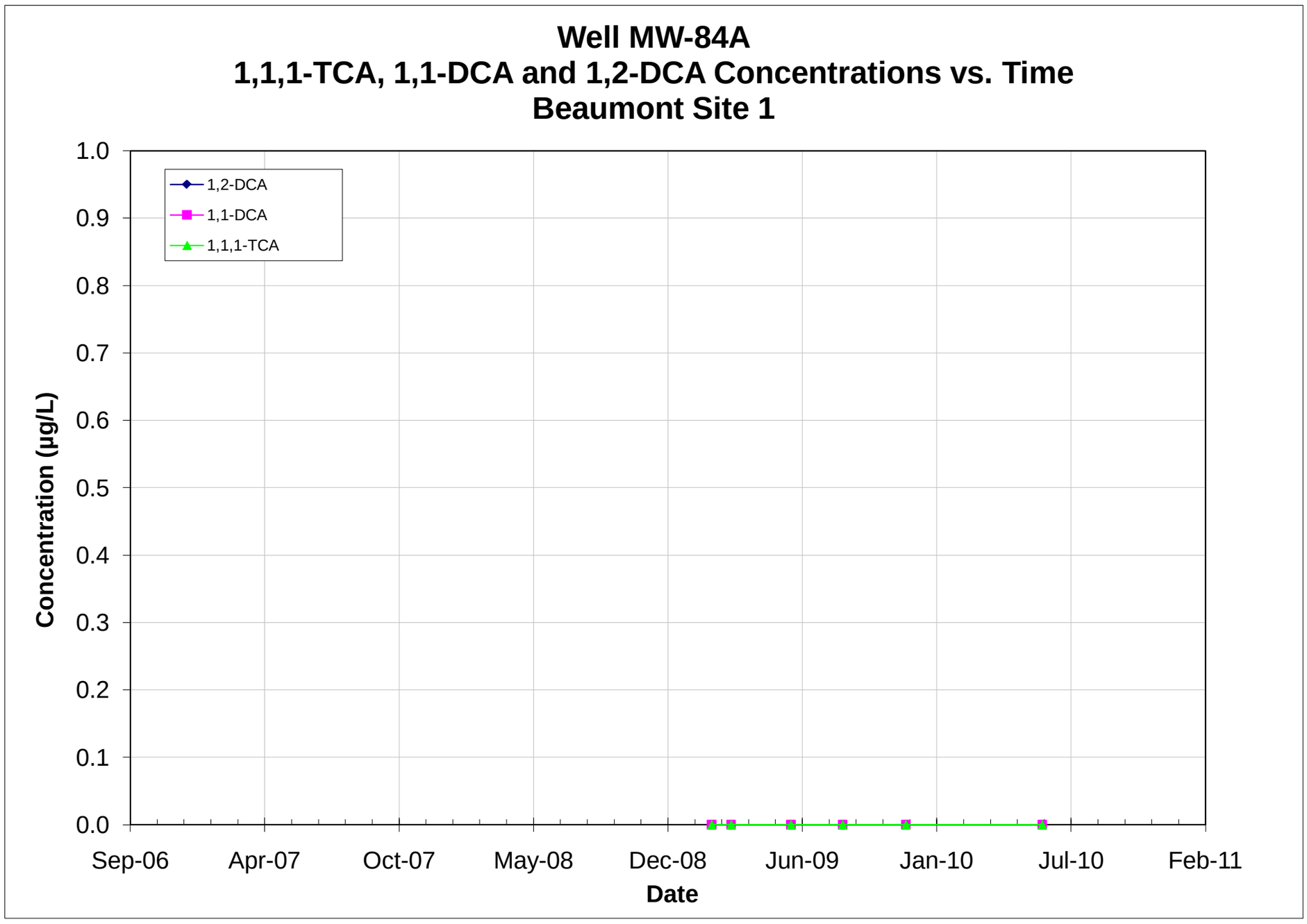

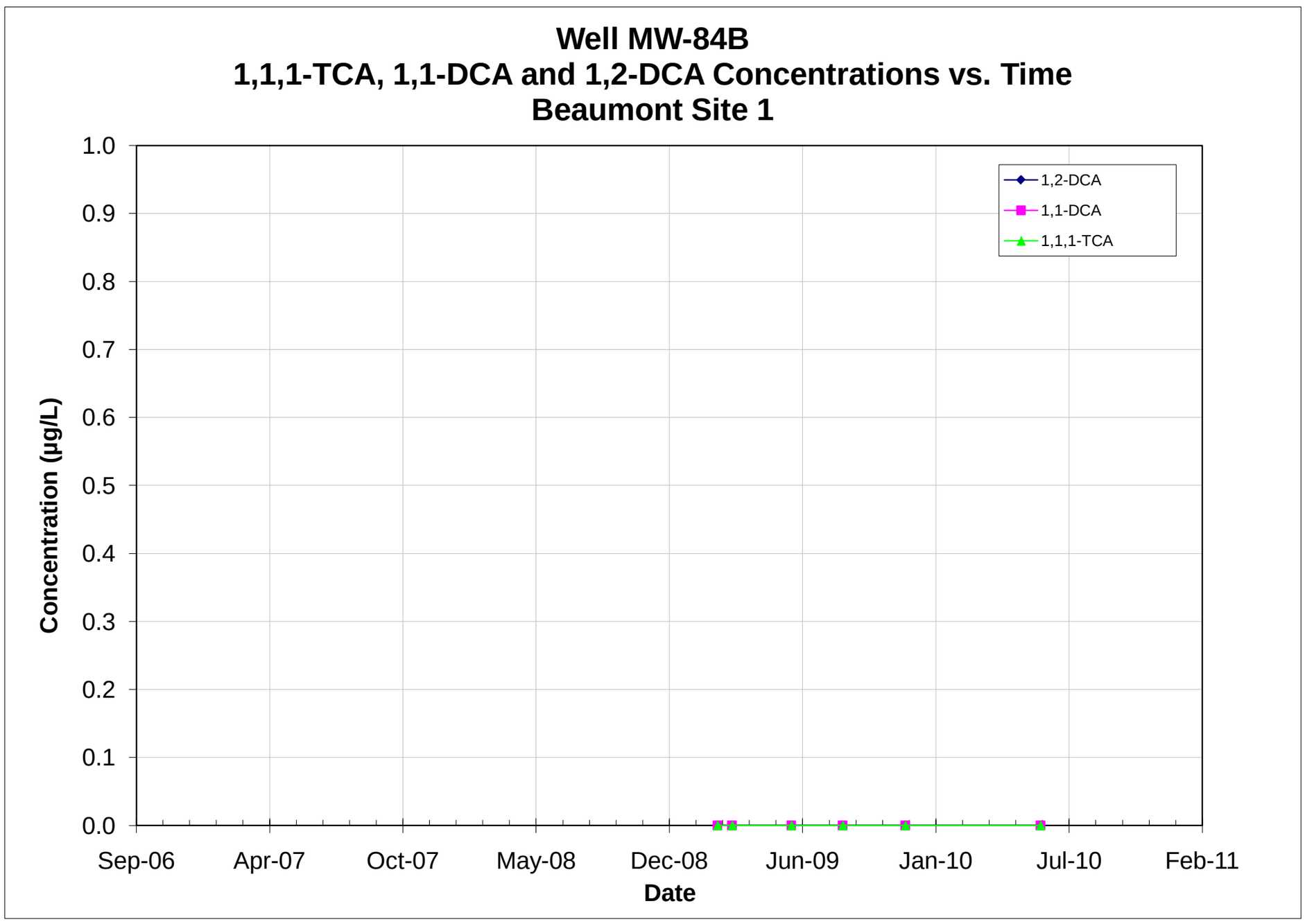

Note: All non-detections are set to zero for graphing purposes.

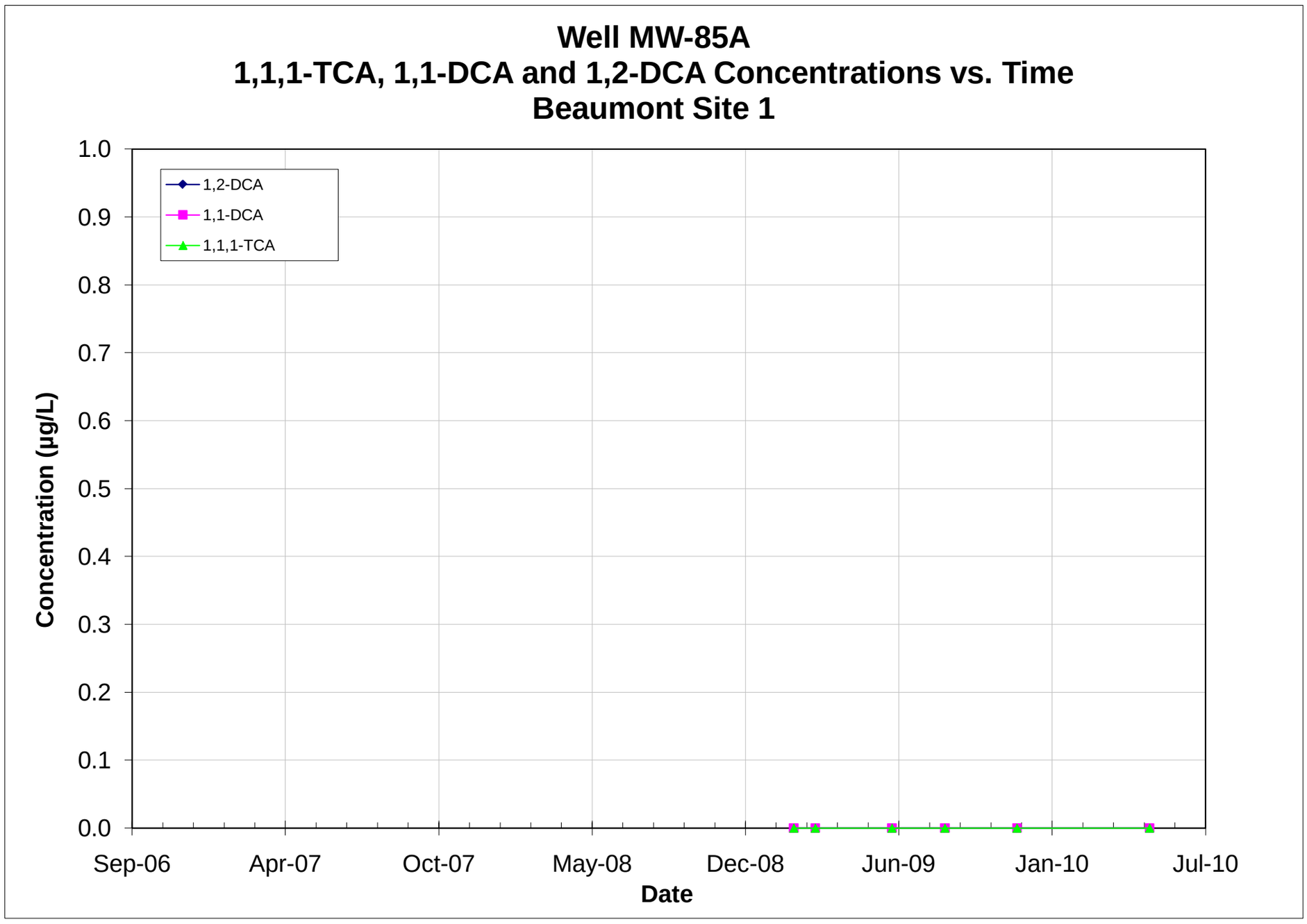

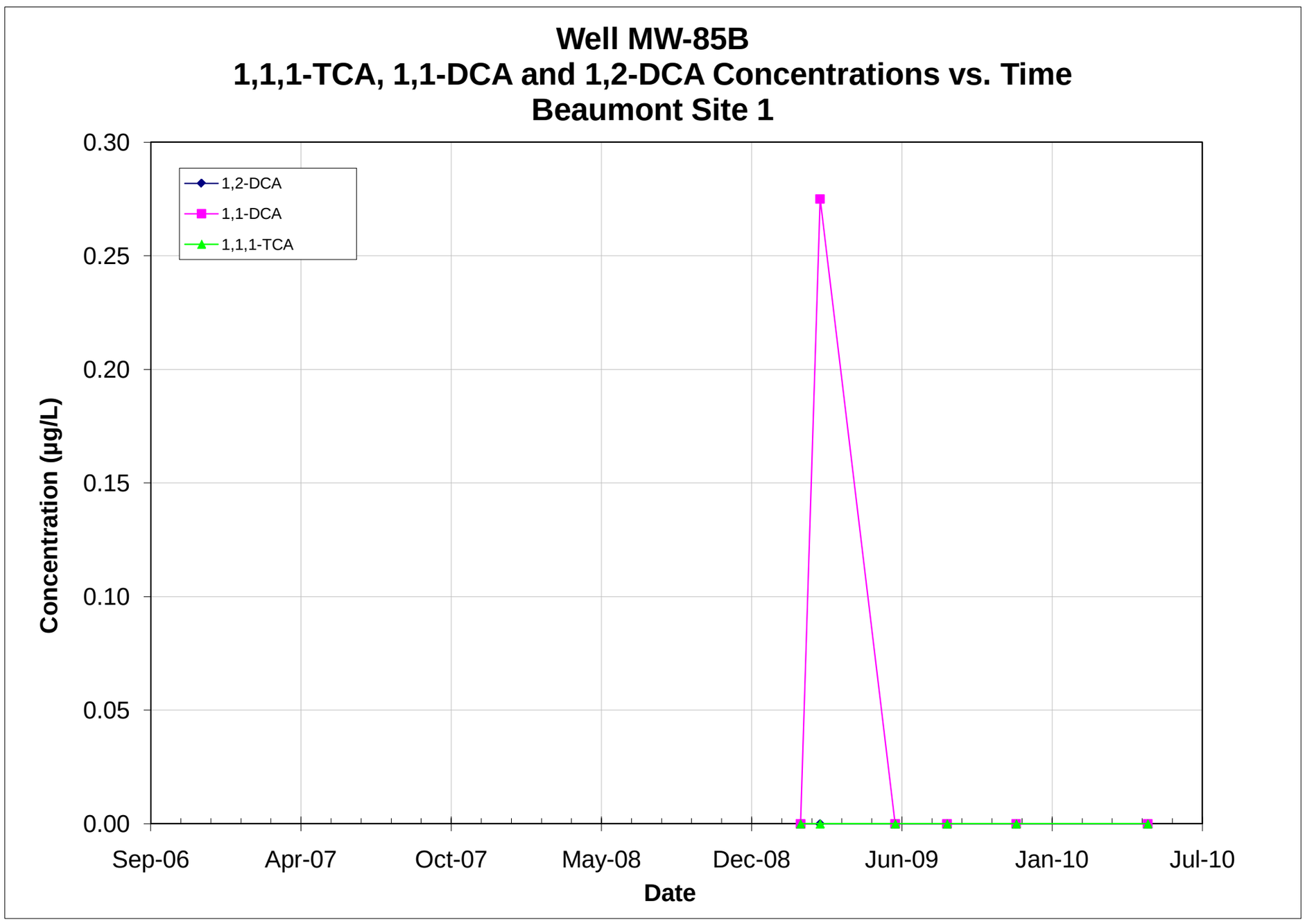

Note: All non-detections are set to zero for graphing purposes.

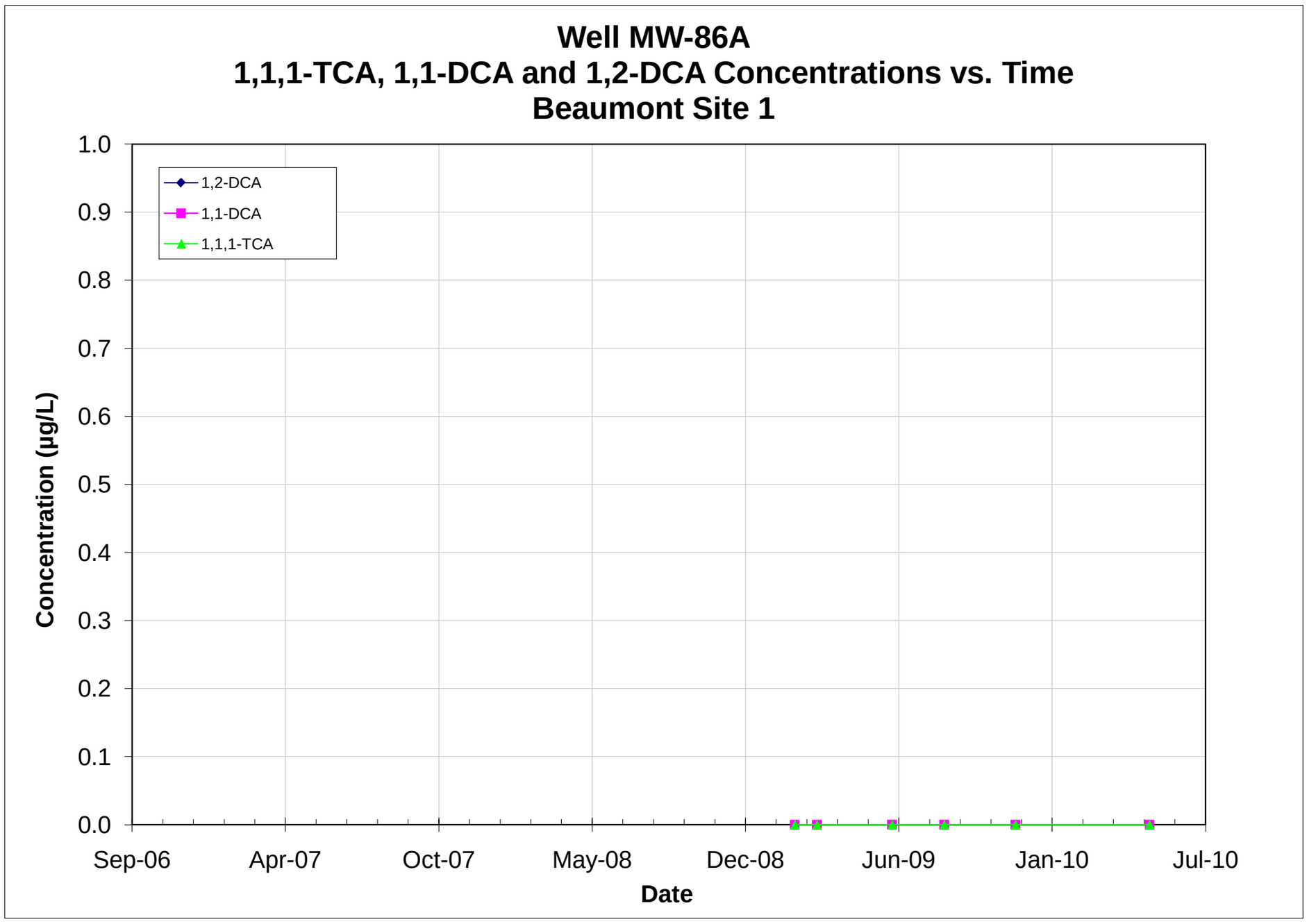

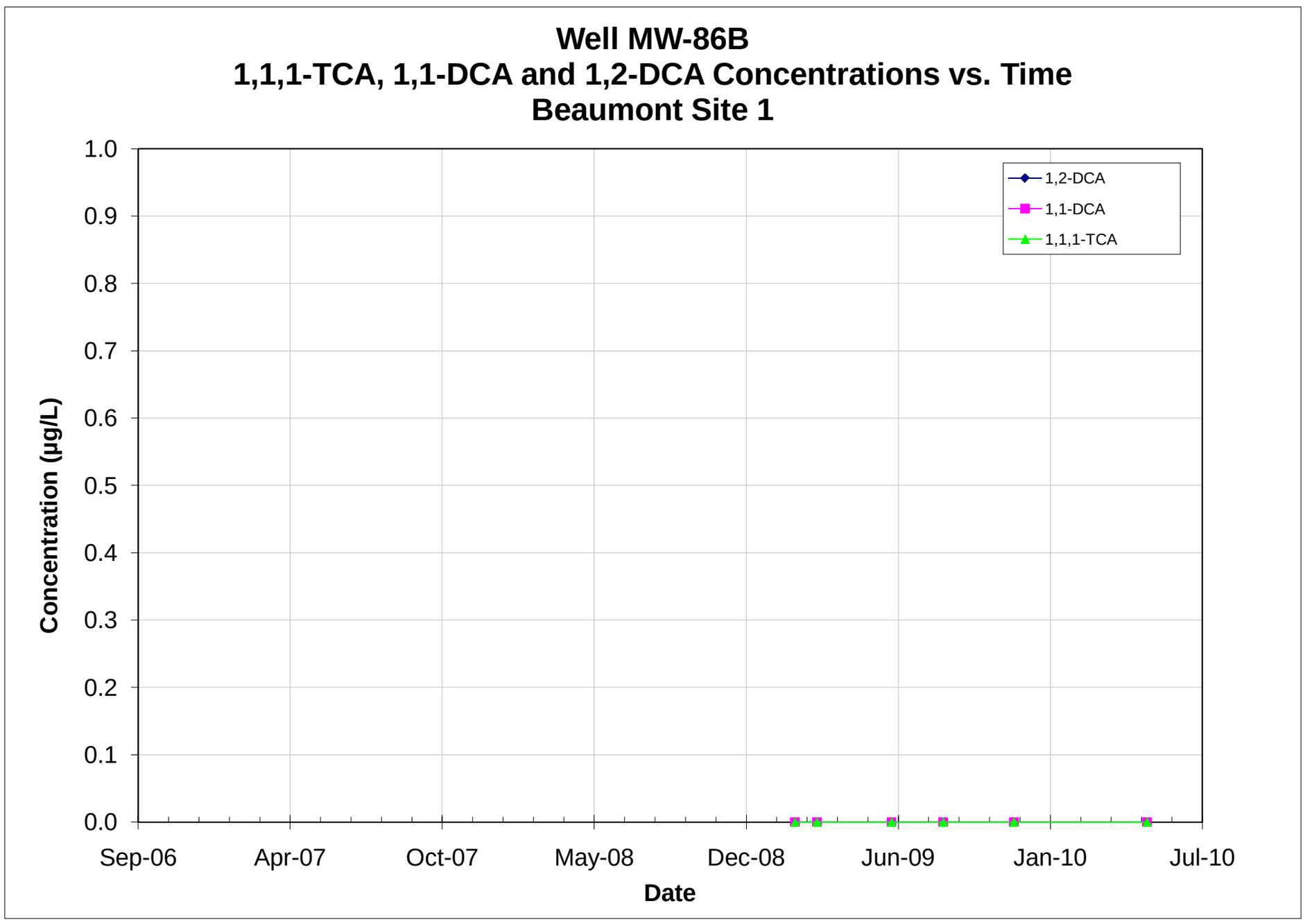

Note: All non-detections are set to zero for graphing purposes.

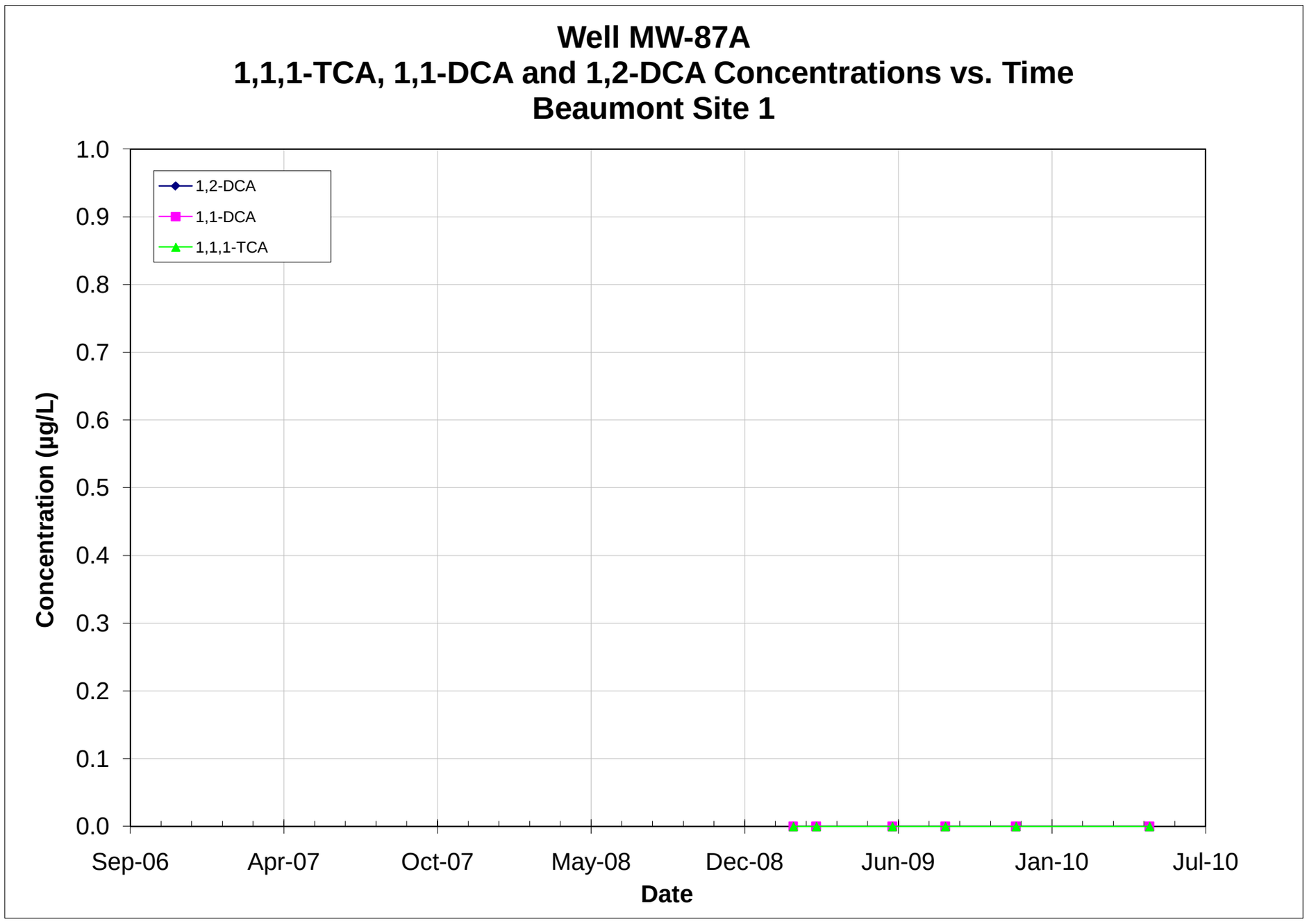

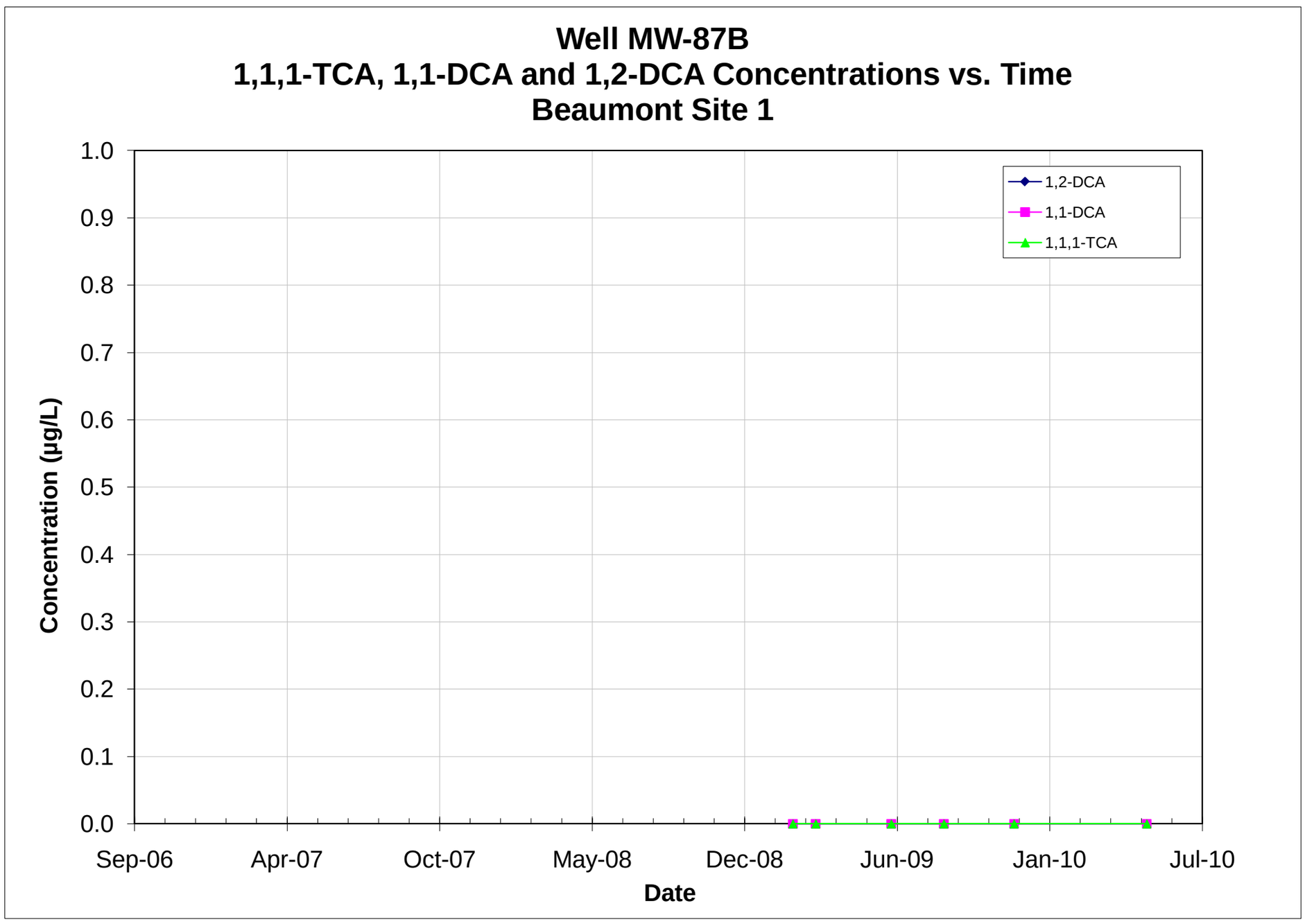

Note: All non-detections are set to zero for graphing purposes.

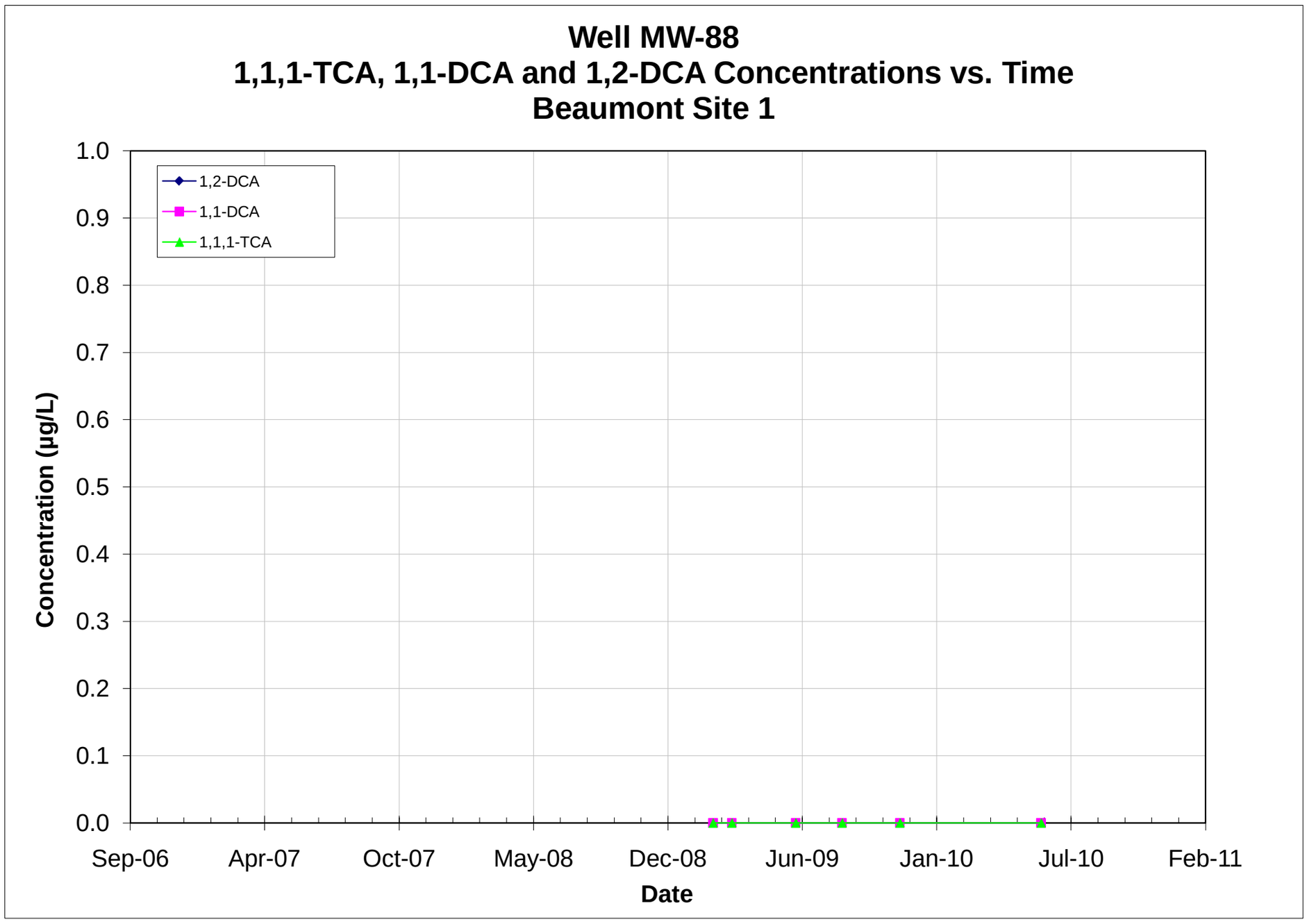

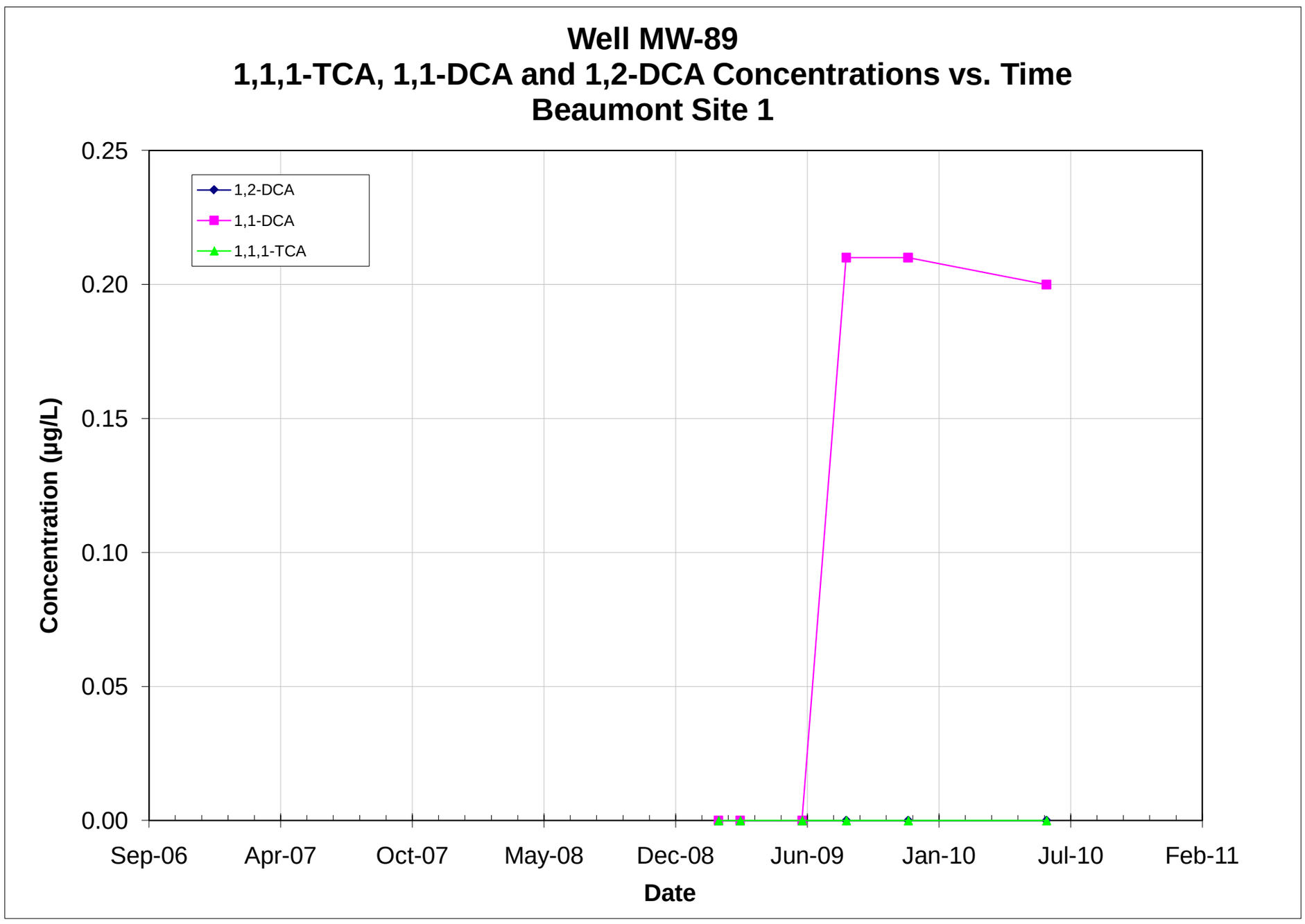

Note: All non-detections are set to zero for graphing purposes.

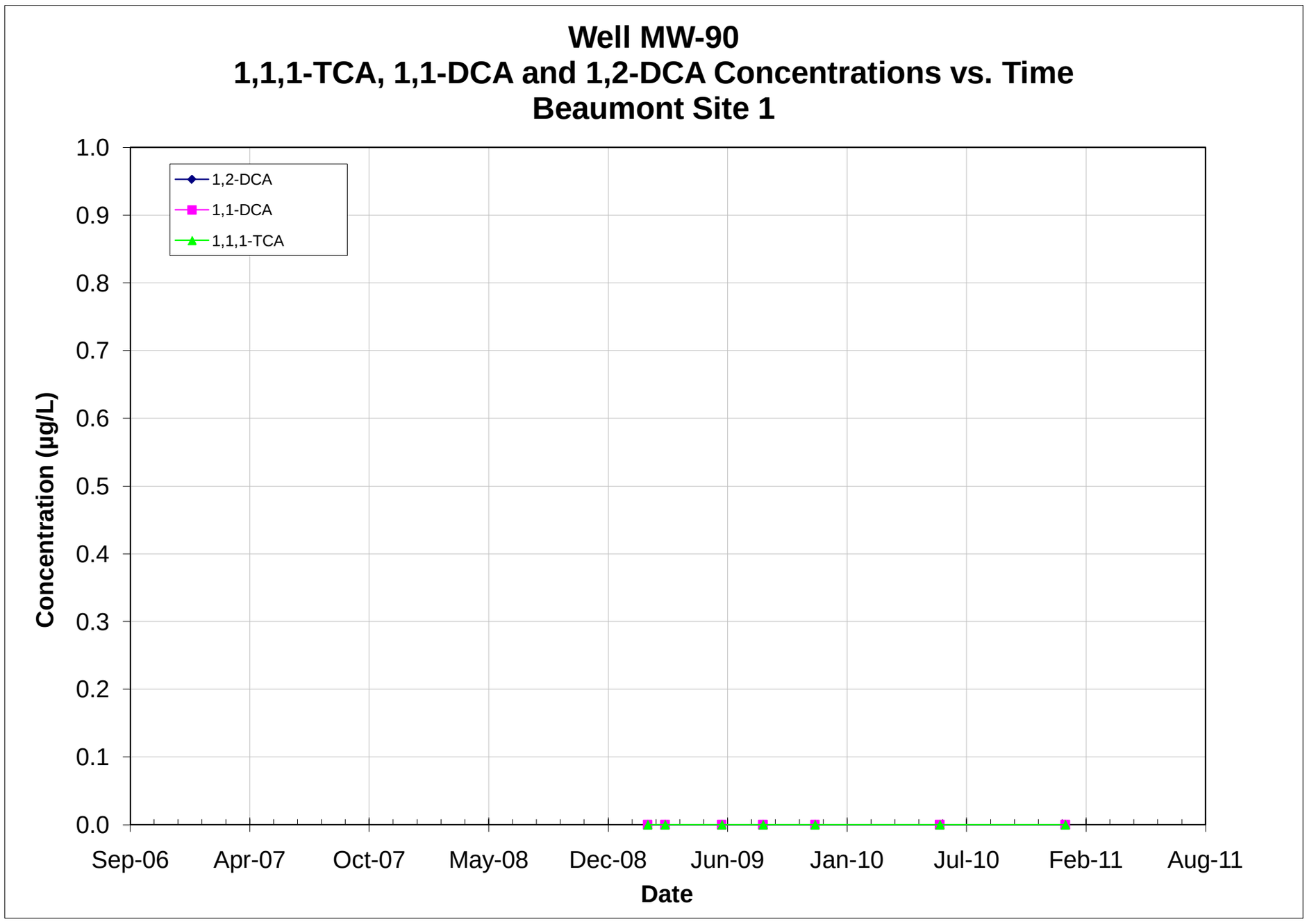

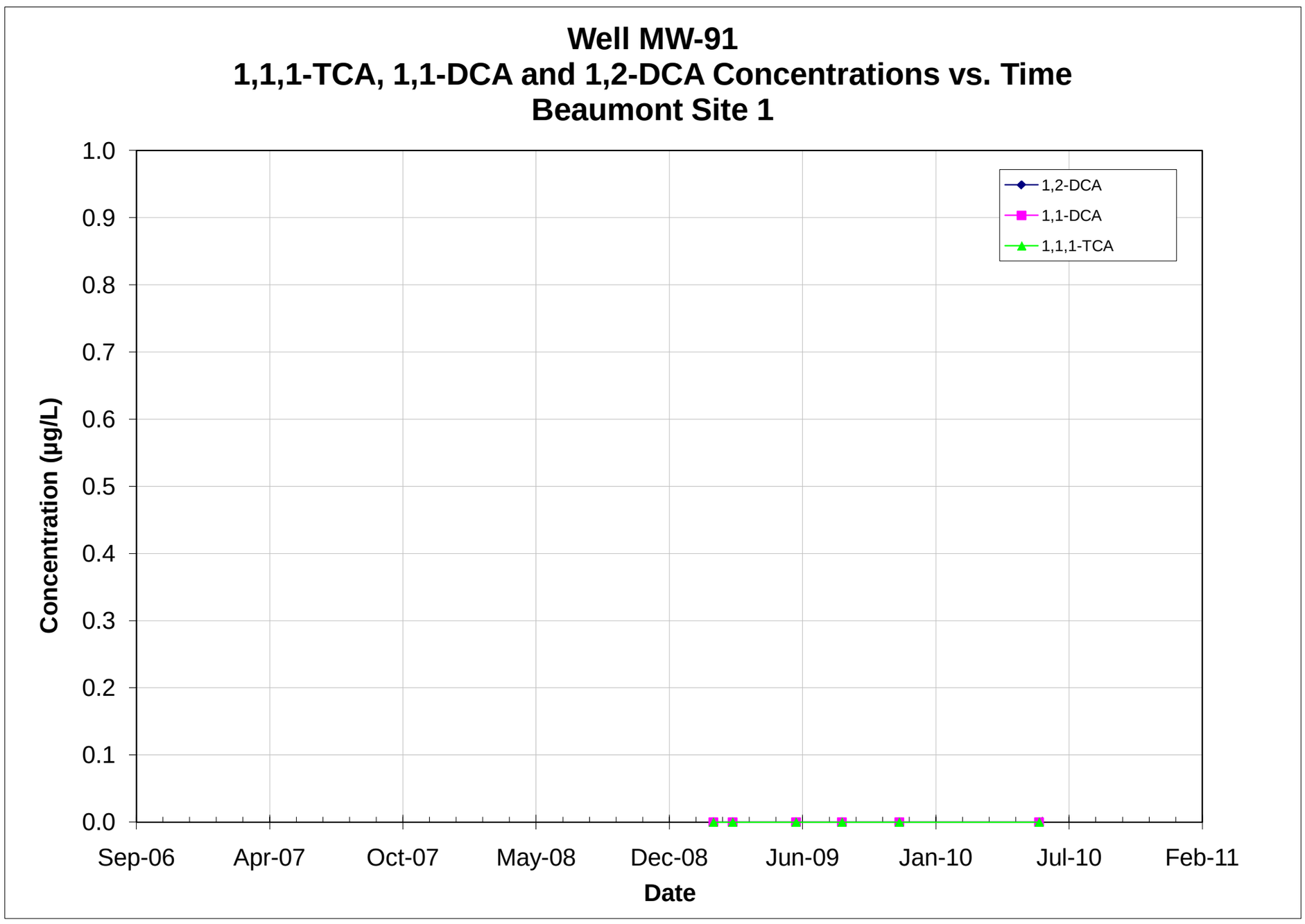

Note: All non-detections are set to zero for graphing purposes.

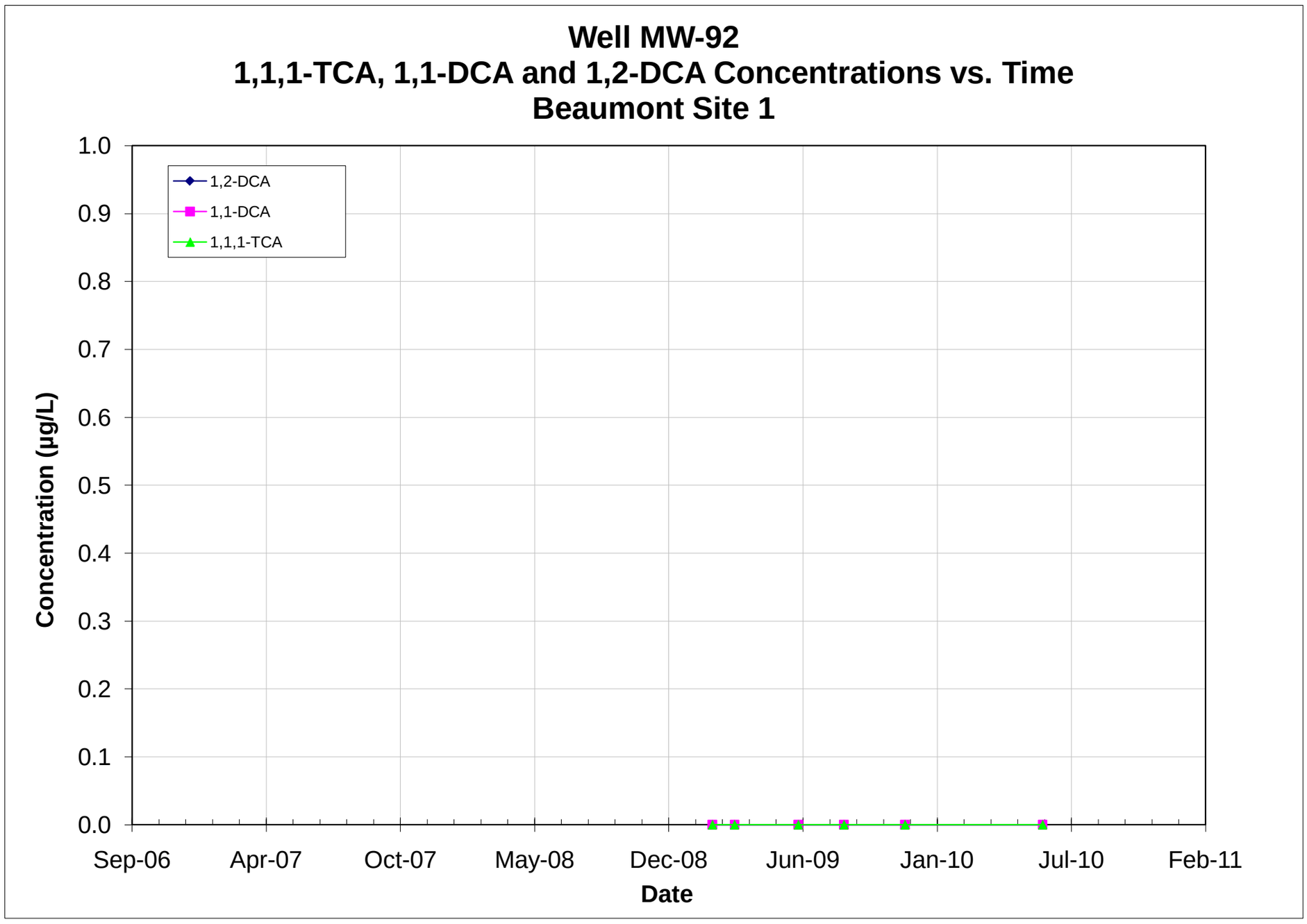

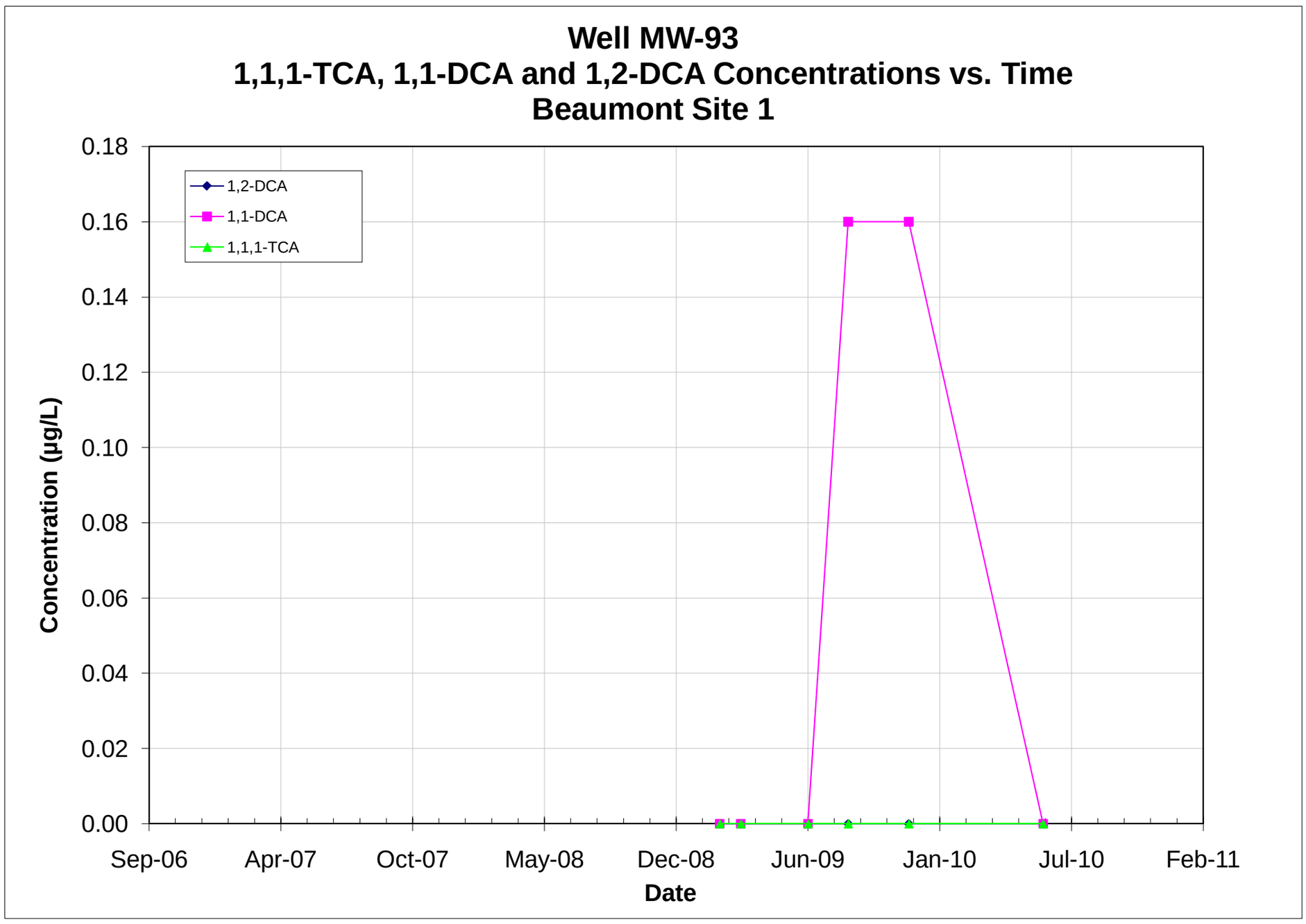

Note: All non-detections are set to zero for graphing purposes.

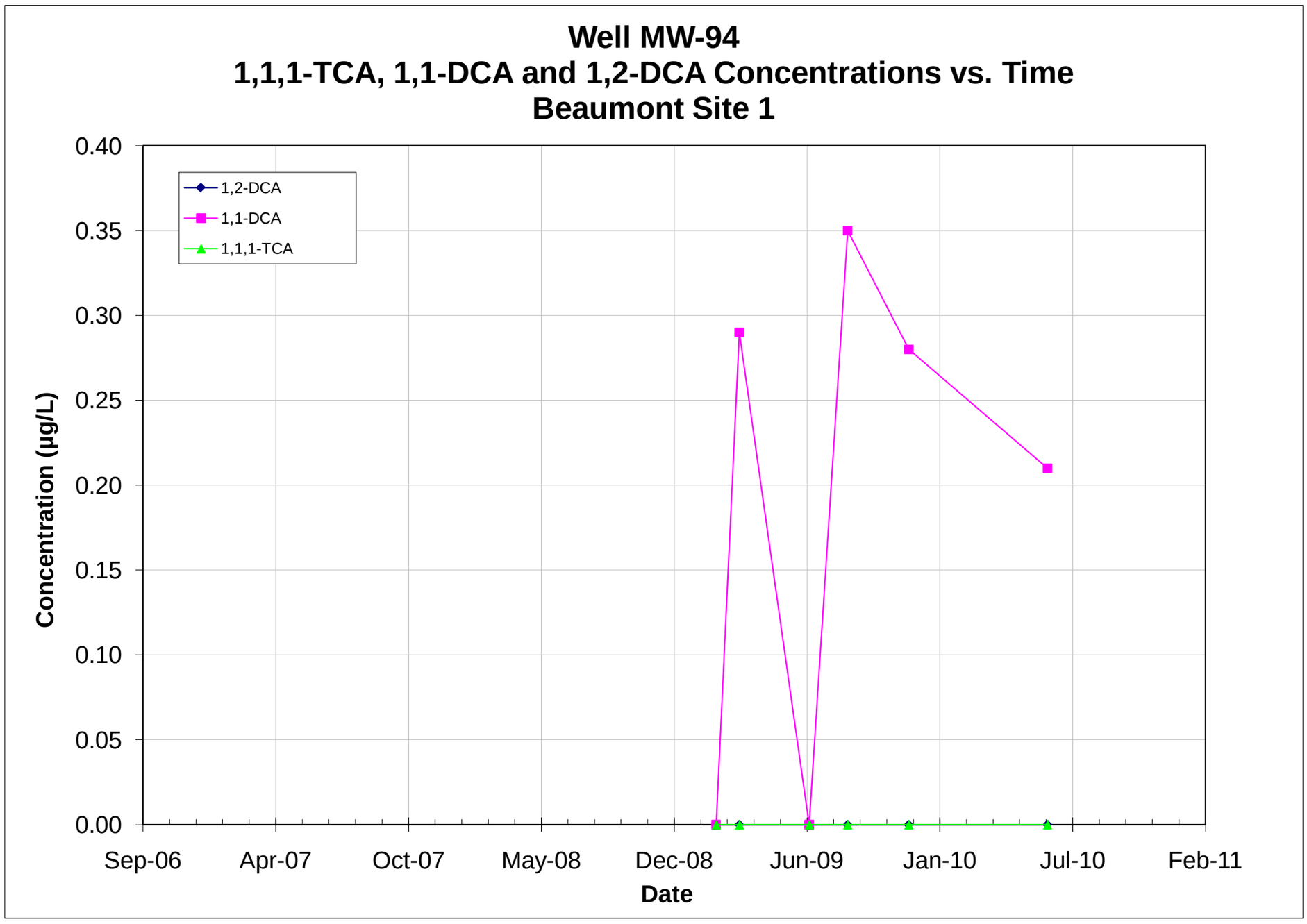

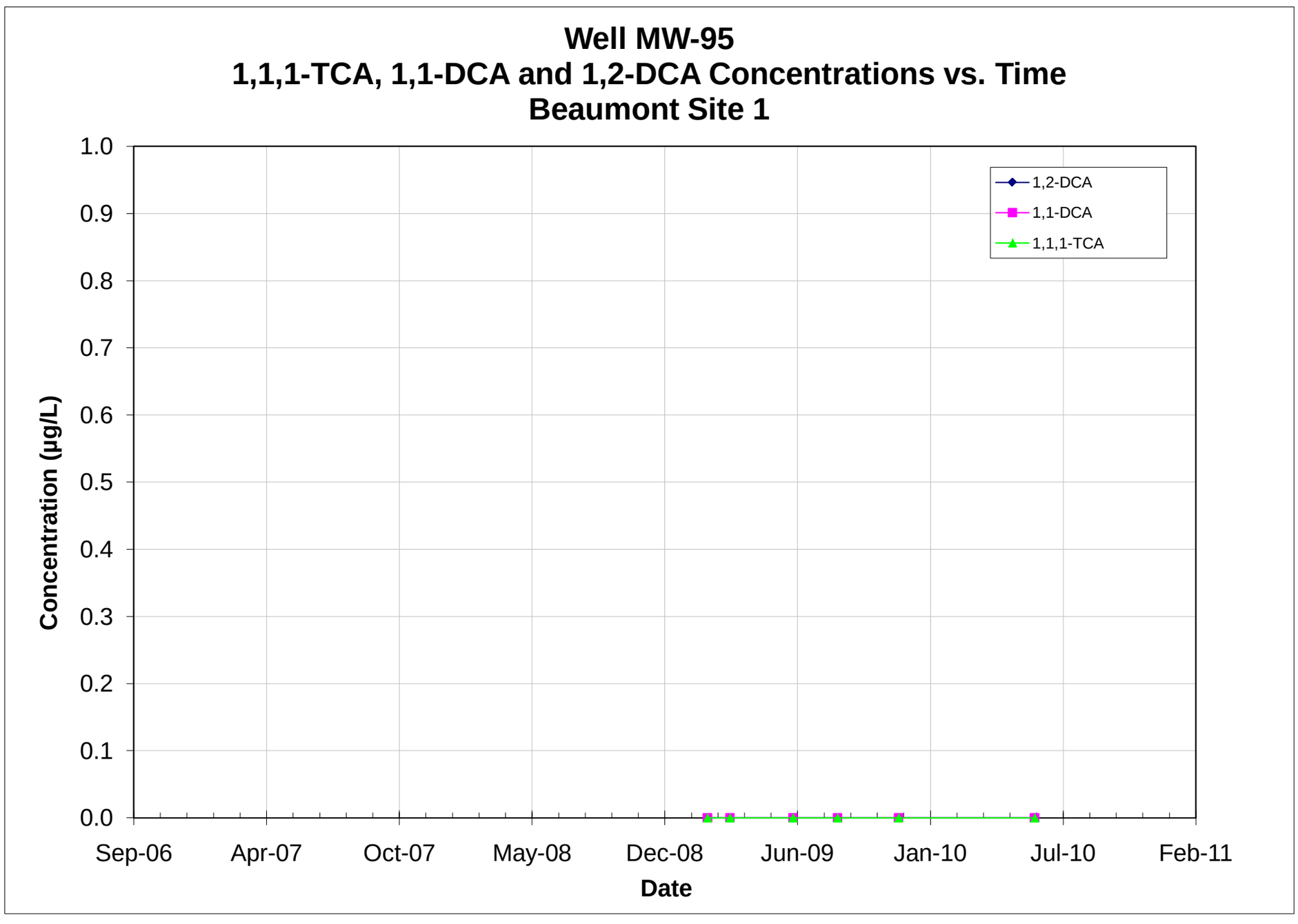

Note: All non-detections are set to zero for graphing purposes.

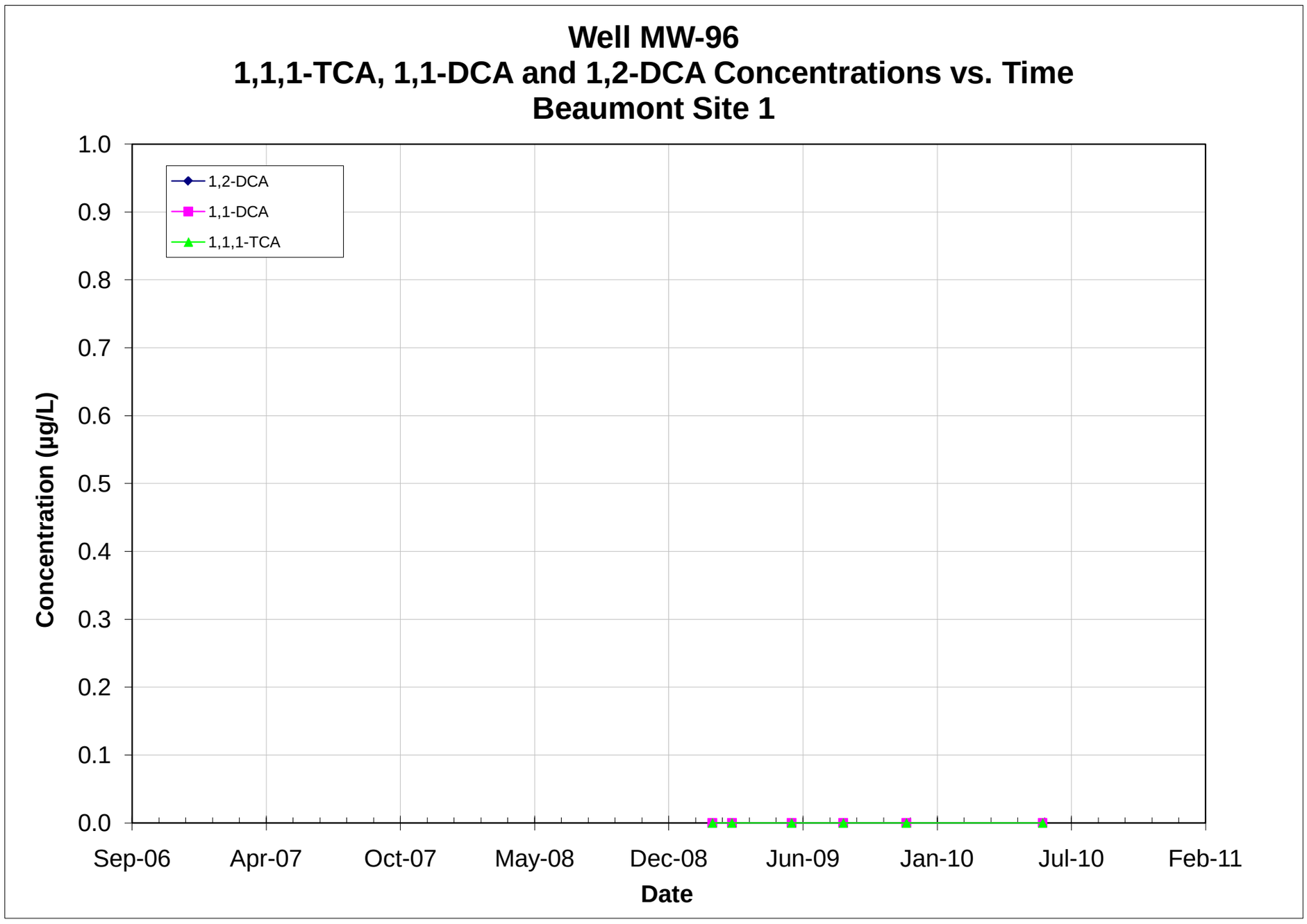

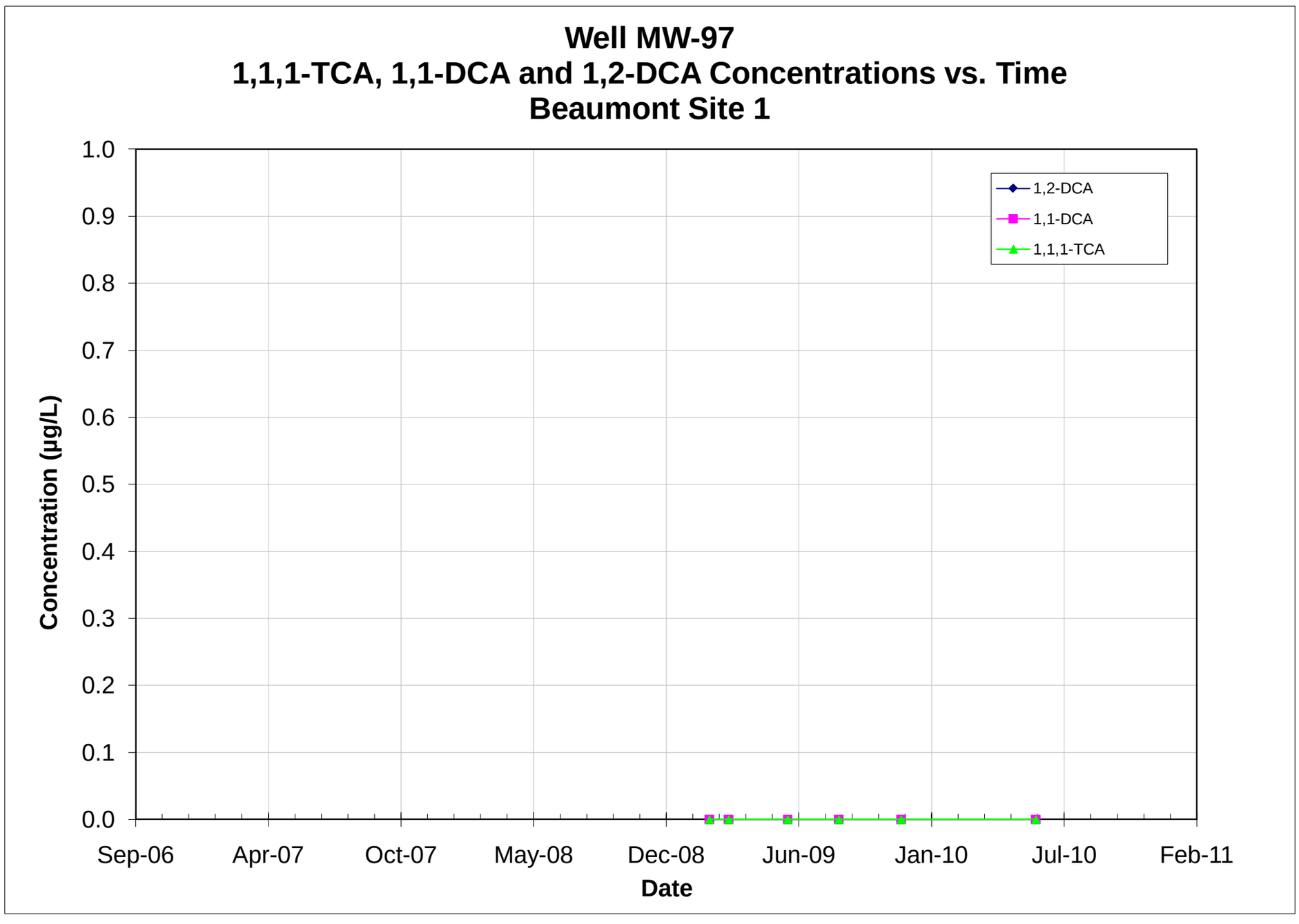

Note: All non-detections are set to zero for graphing purposes.

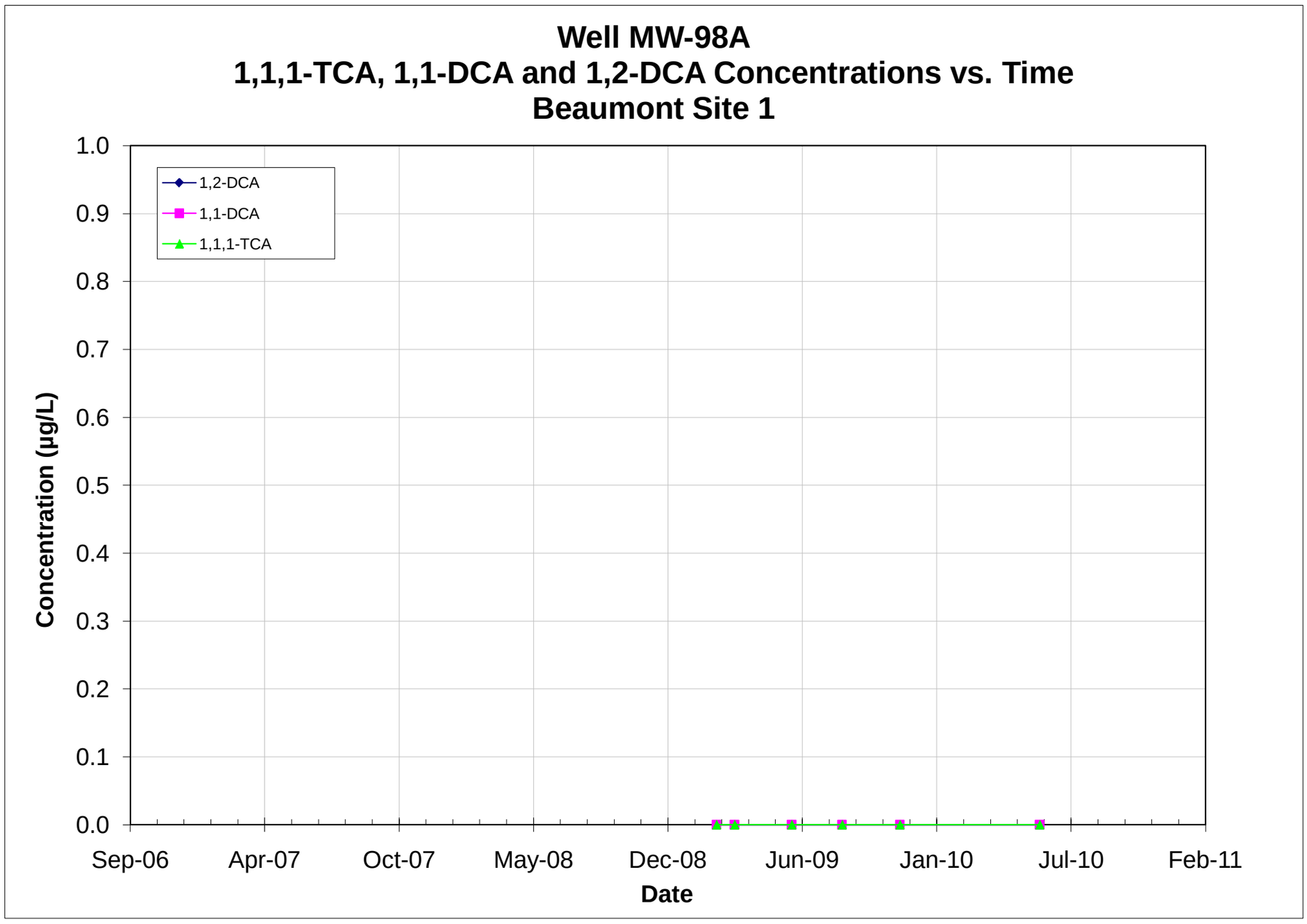

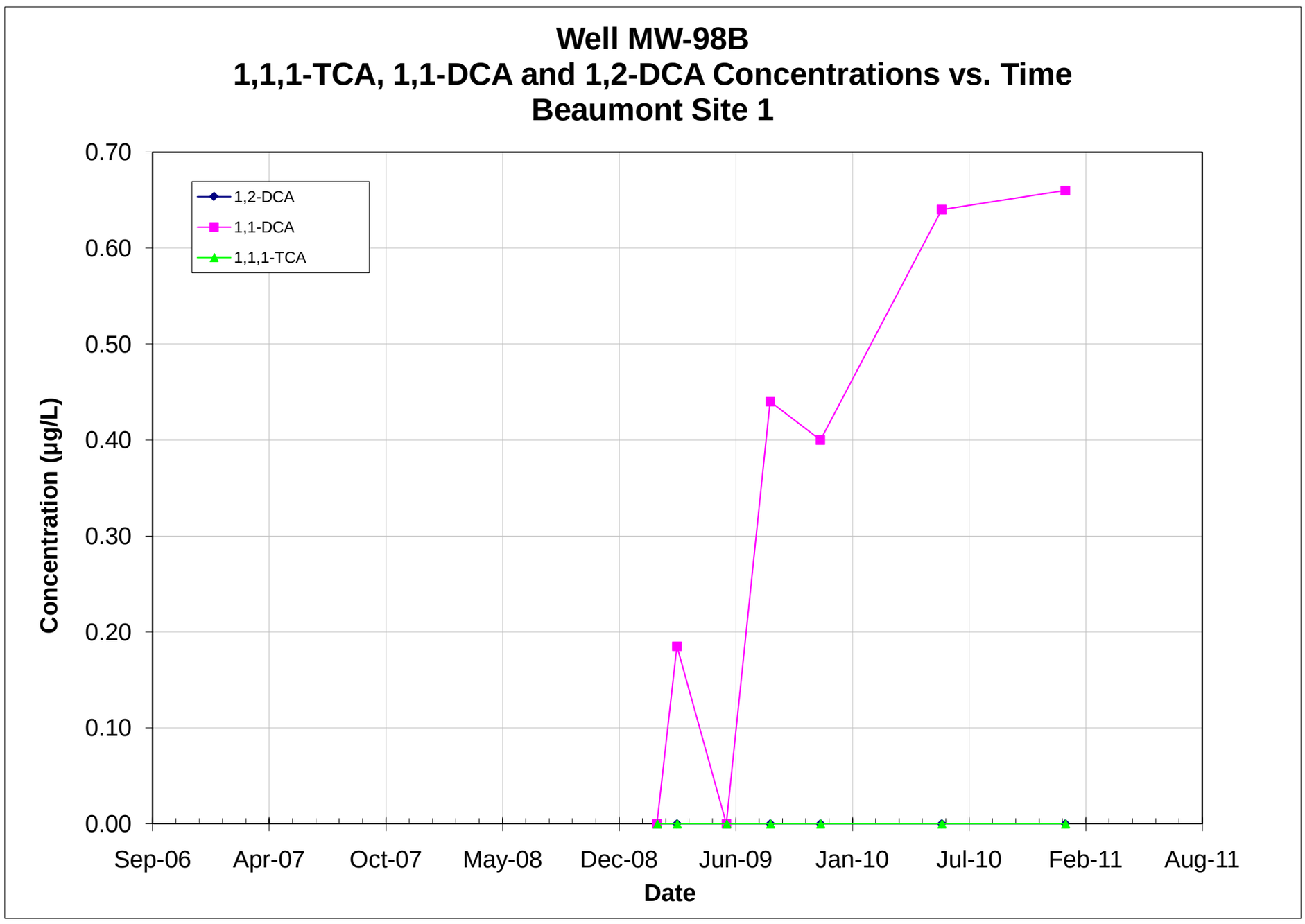

Note: All non-detections are set to zero for graphing purposes.

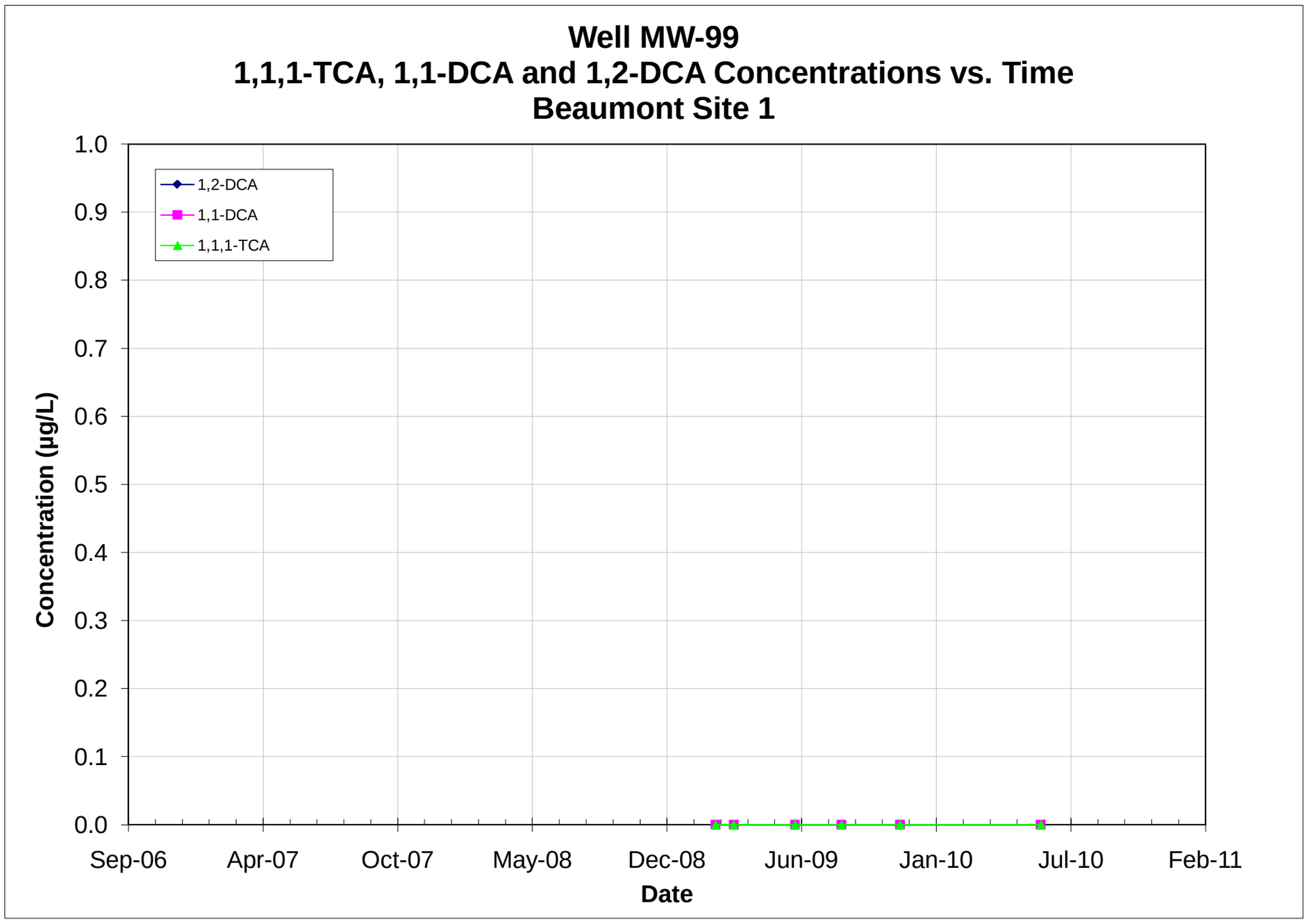

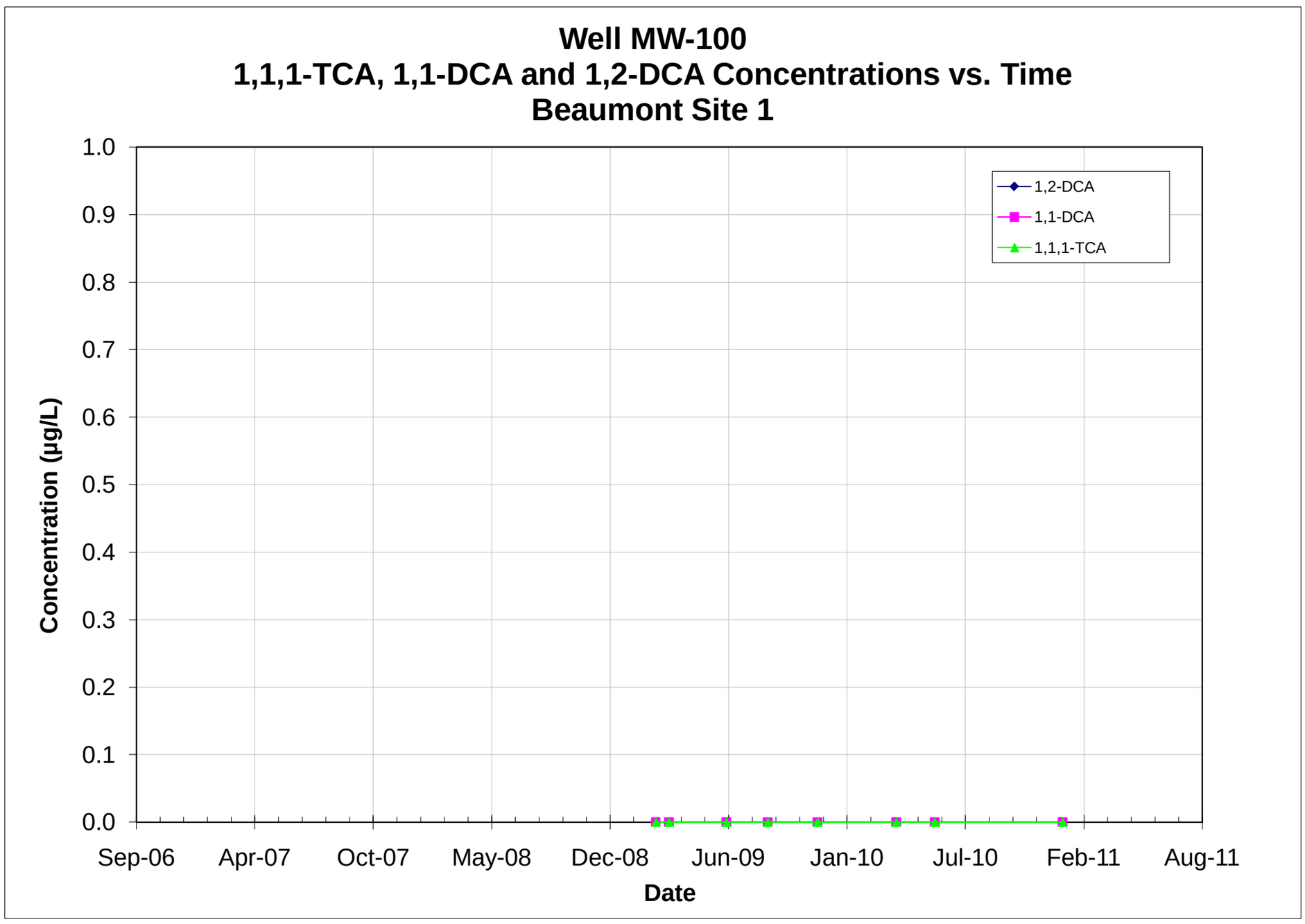

Note: All non-detections are set to zero for graphing purposes.

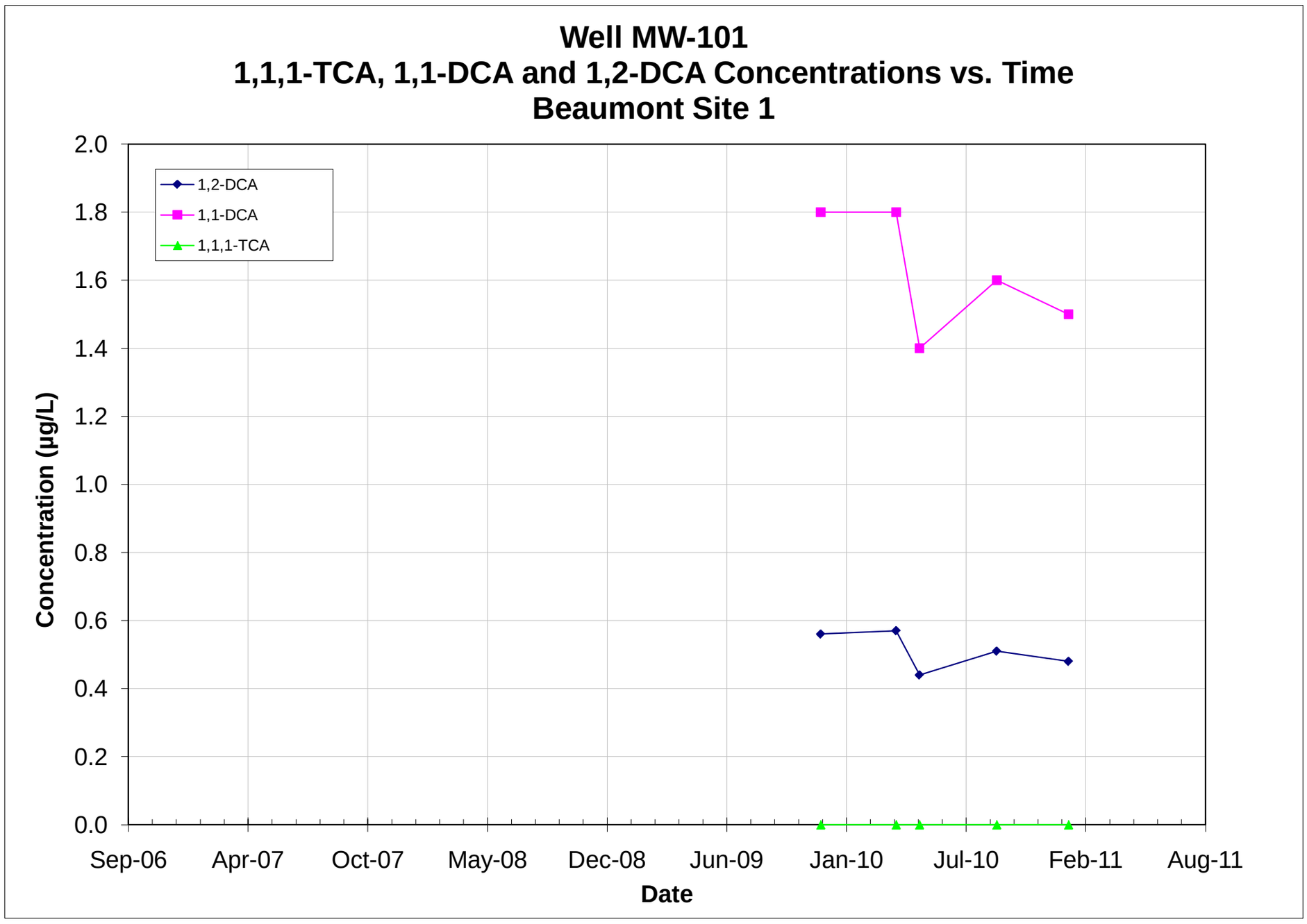

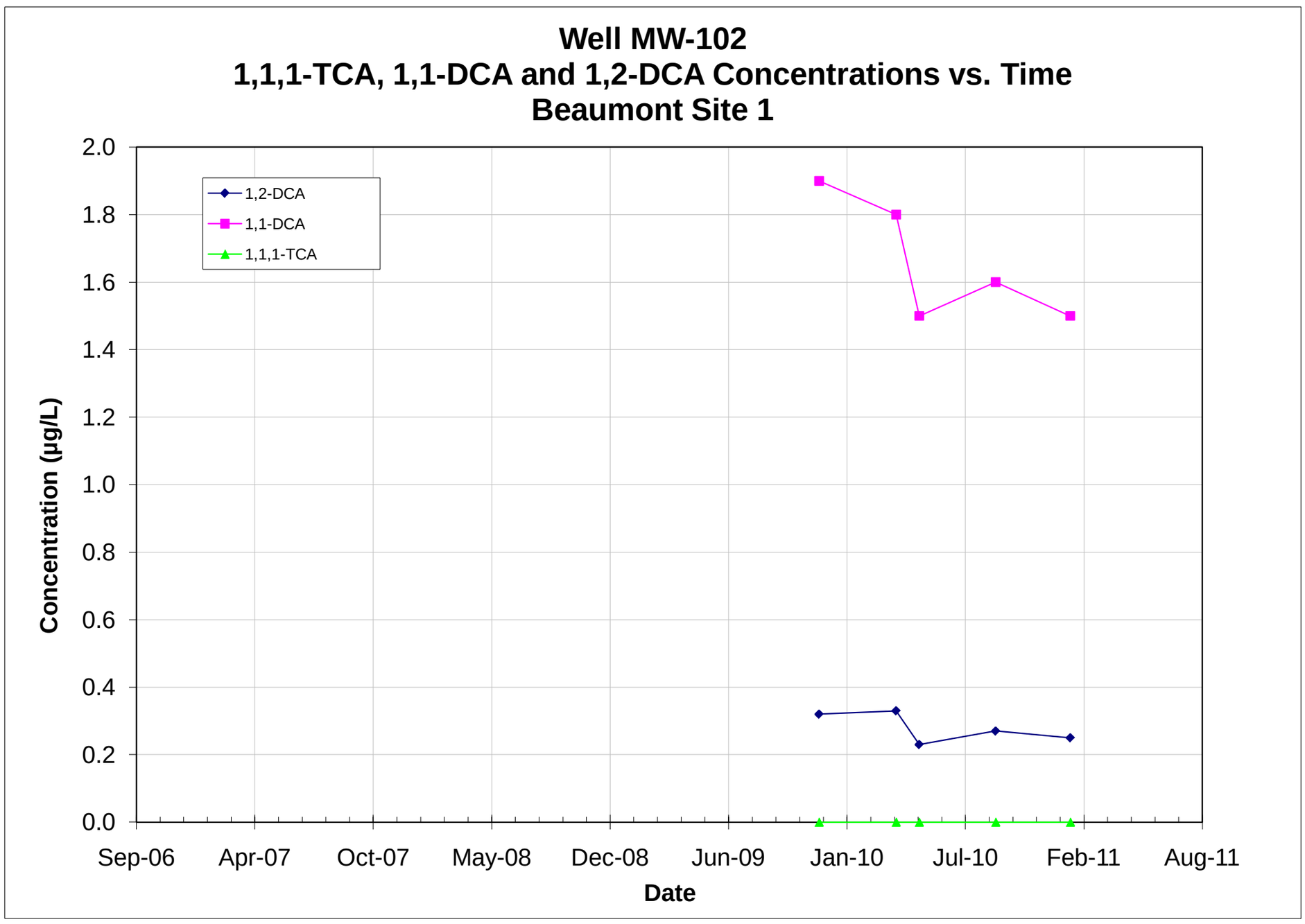

Note: All non-detections are set to zero for graphing purposes.

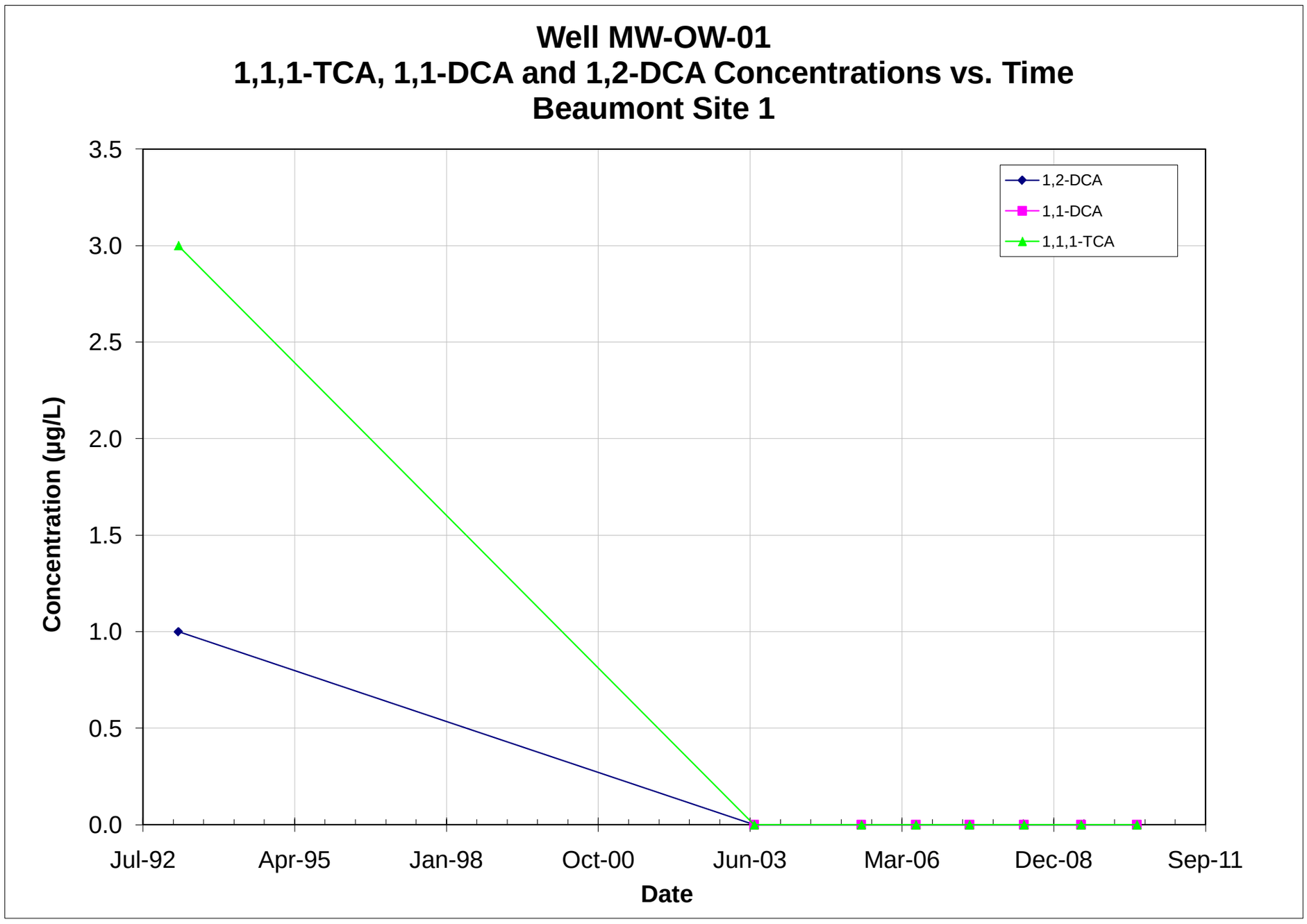

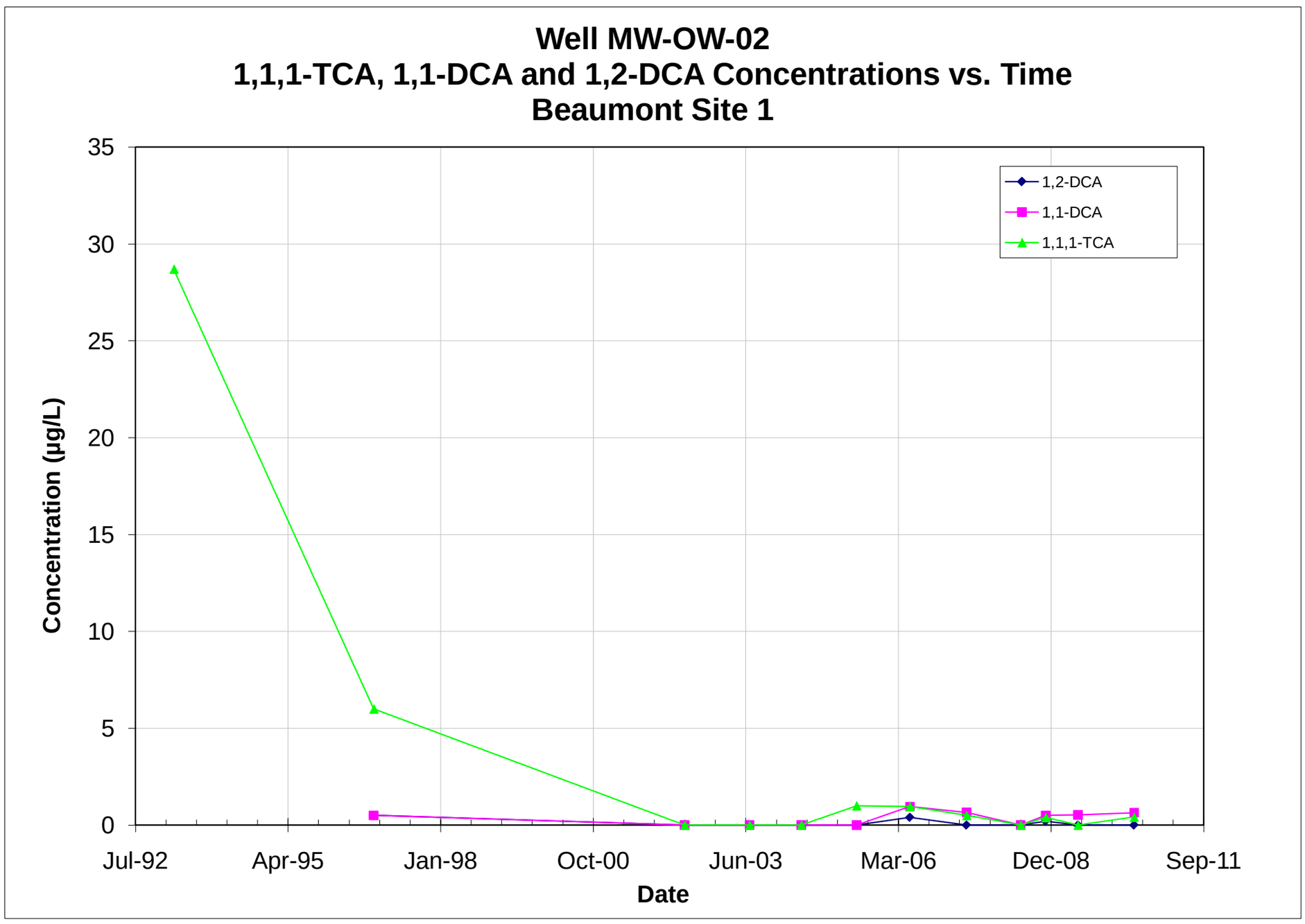

Note: All non-detections are set to zero for graphing purposes.

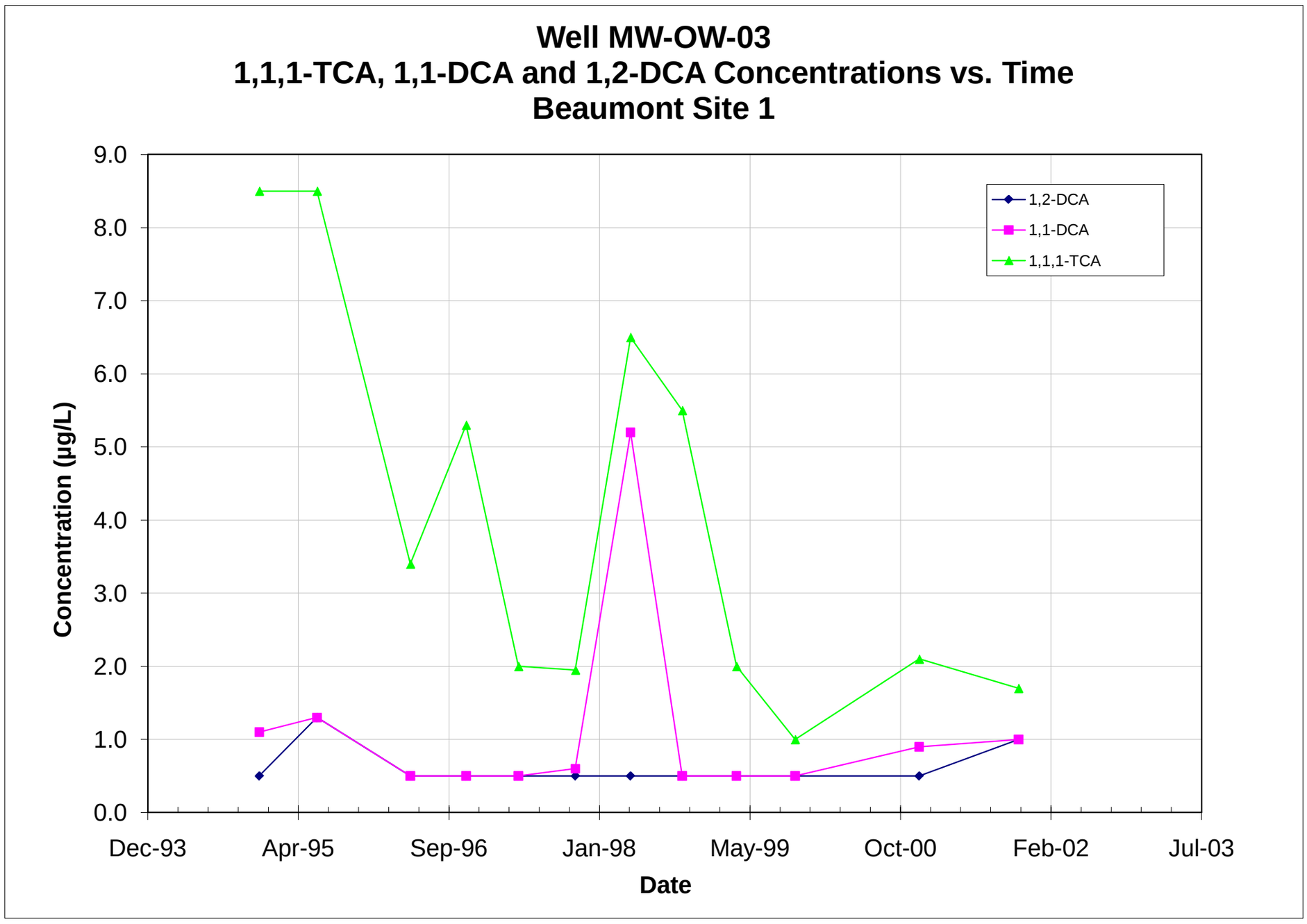

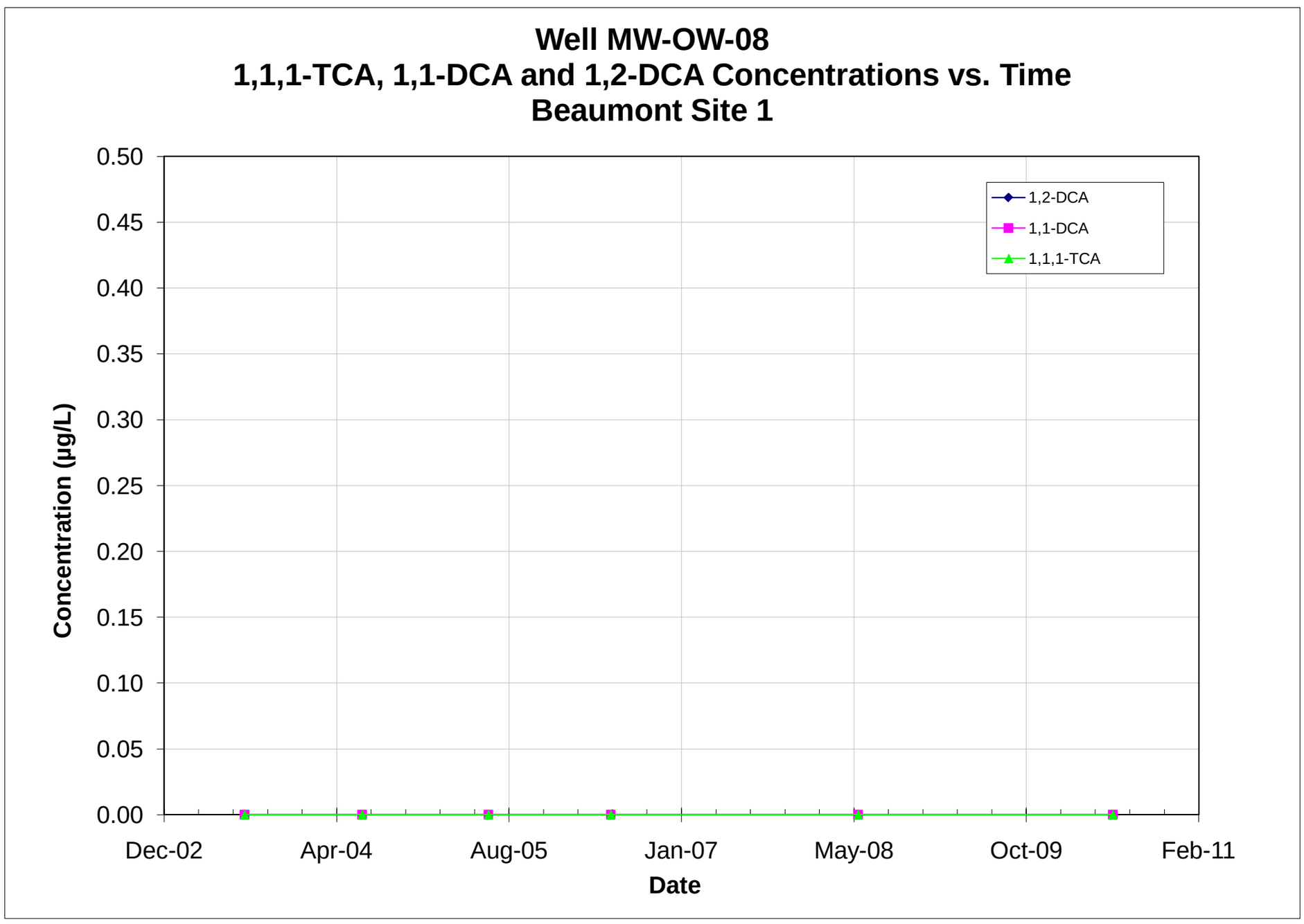

Note: All non-detections are set to zero for graphing purposes.

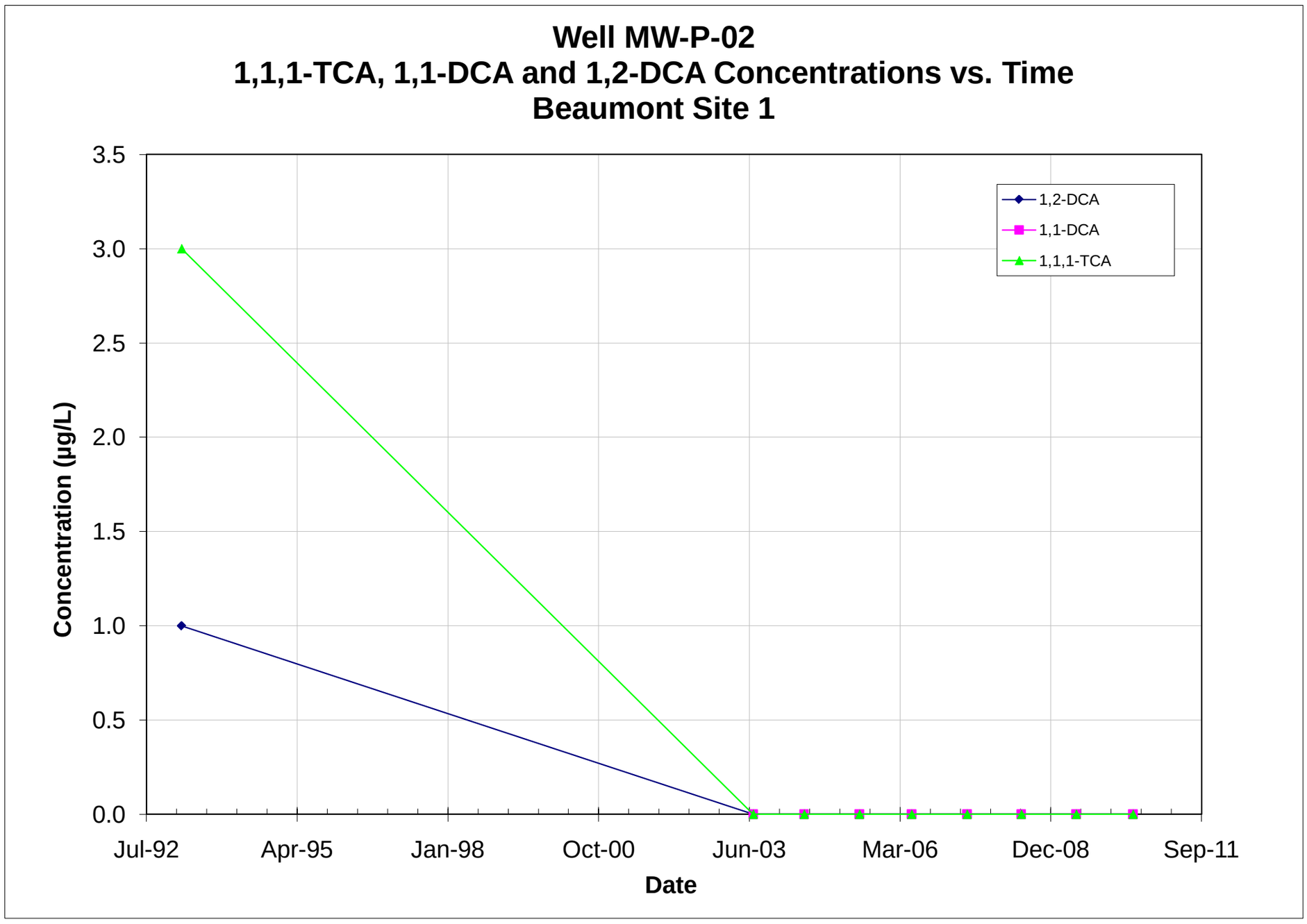

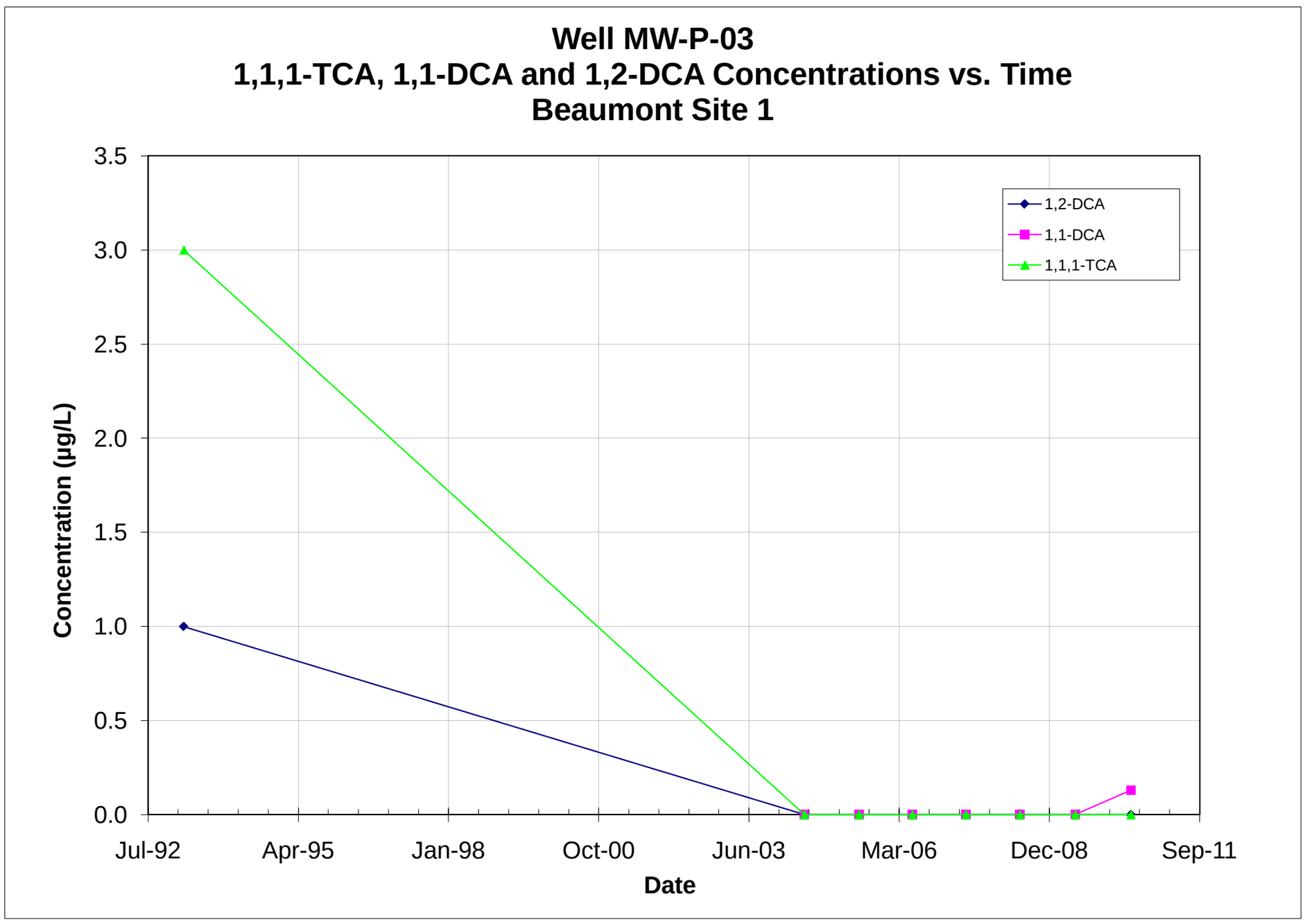

Note: All non-detections are set to zero for graphing purposes.

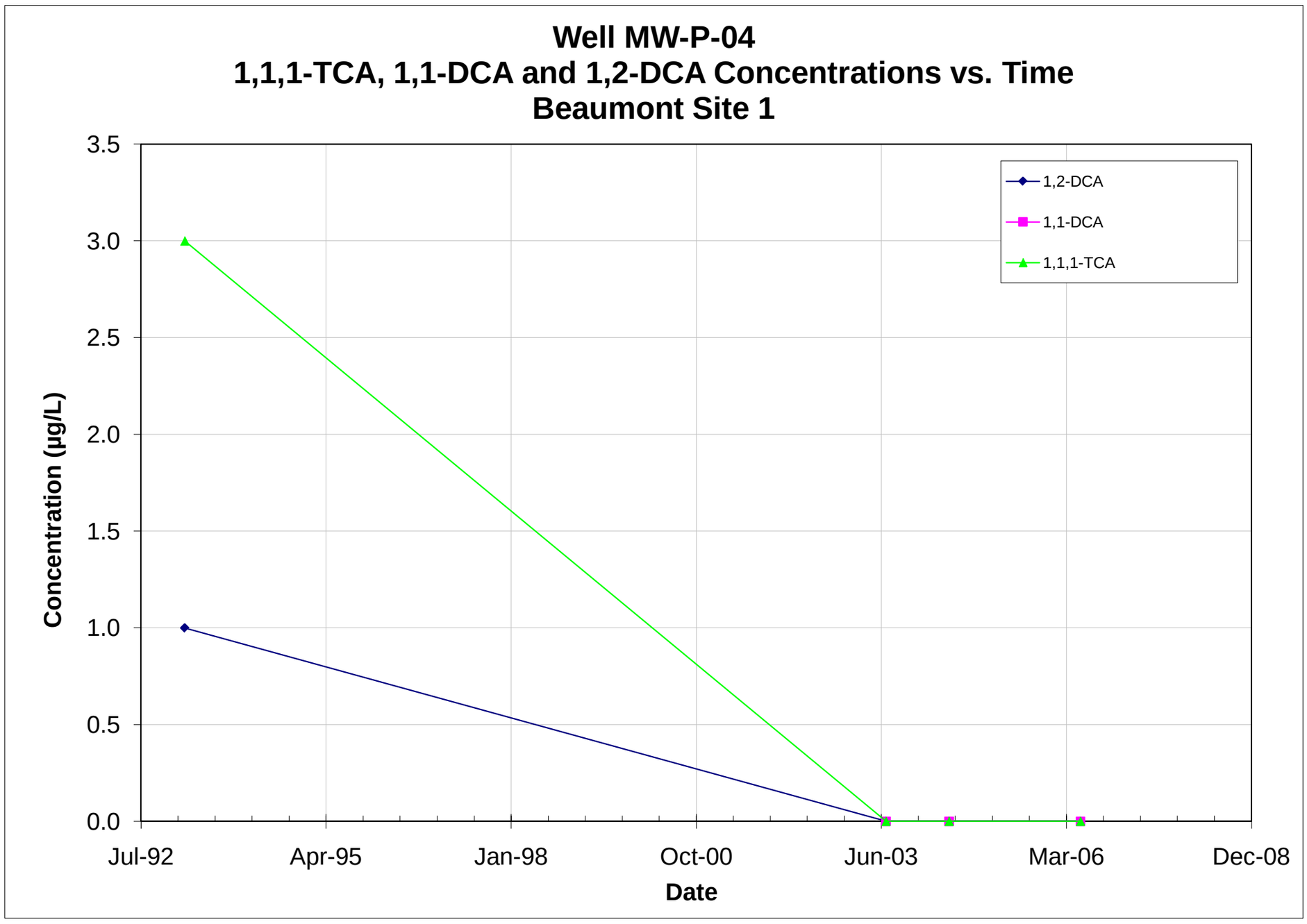

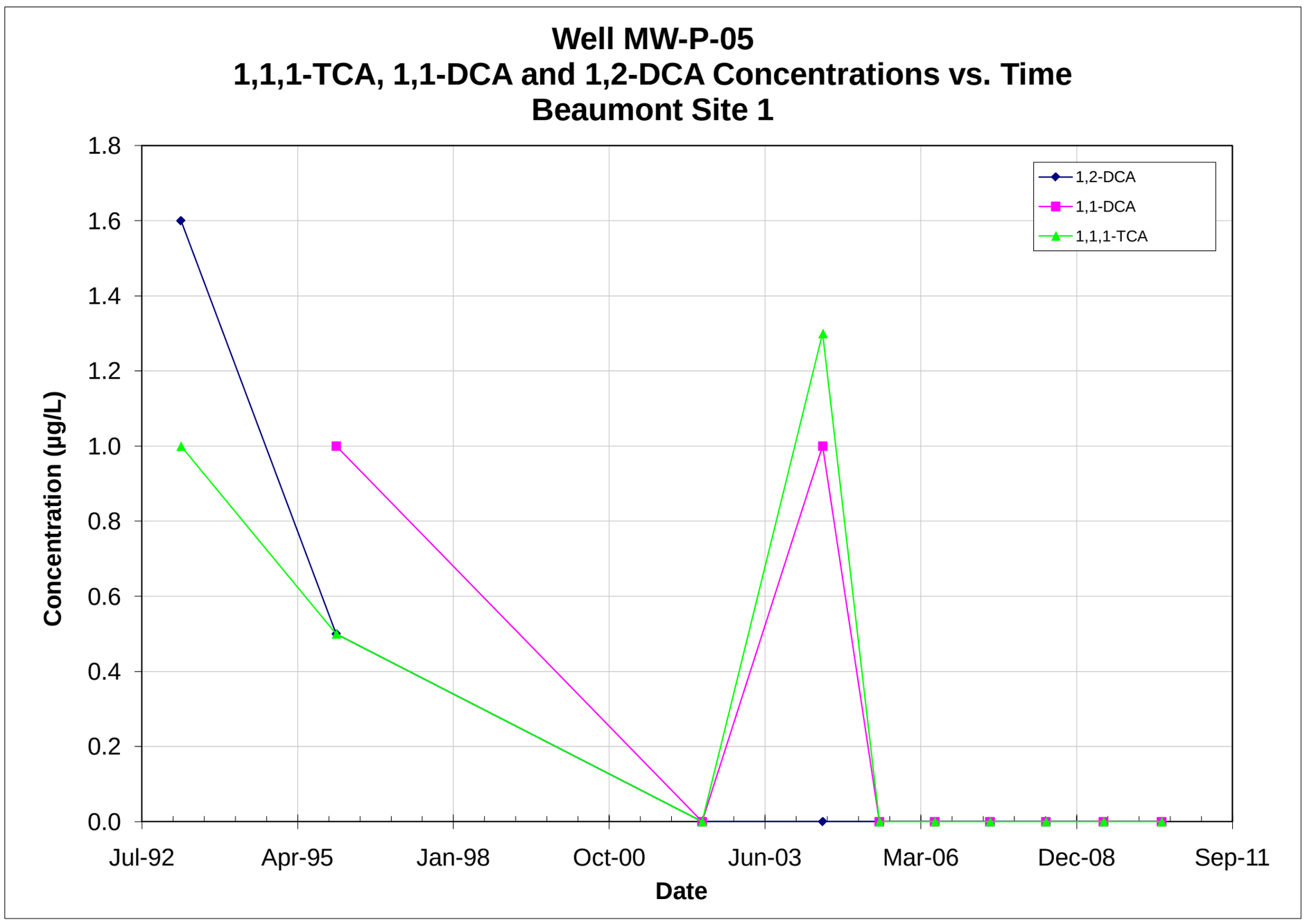

Note: All non-detections are set to zero for graphing purposes.

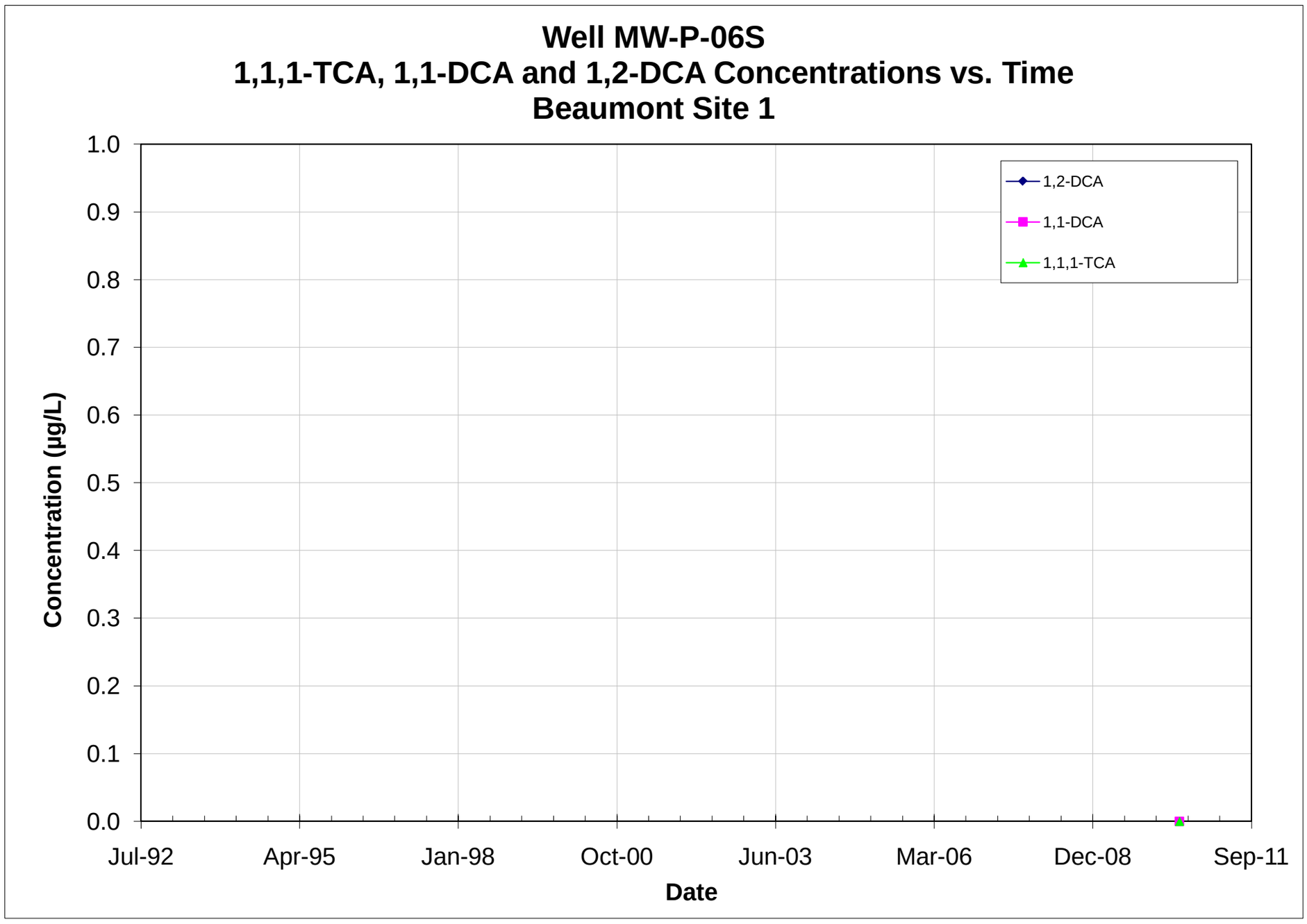

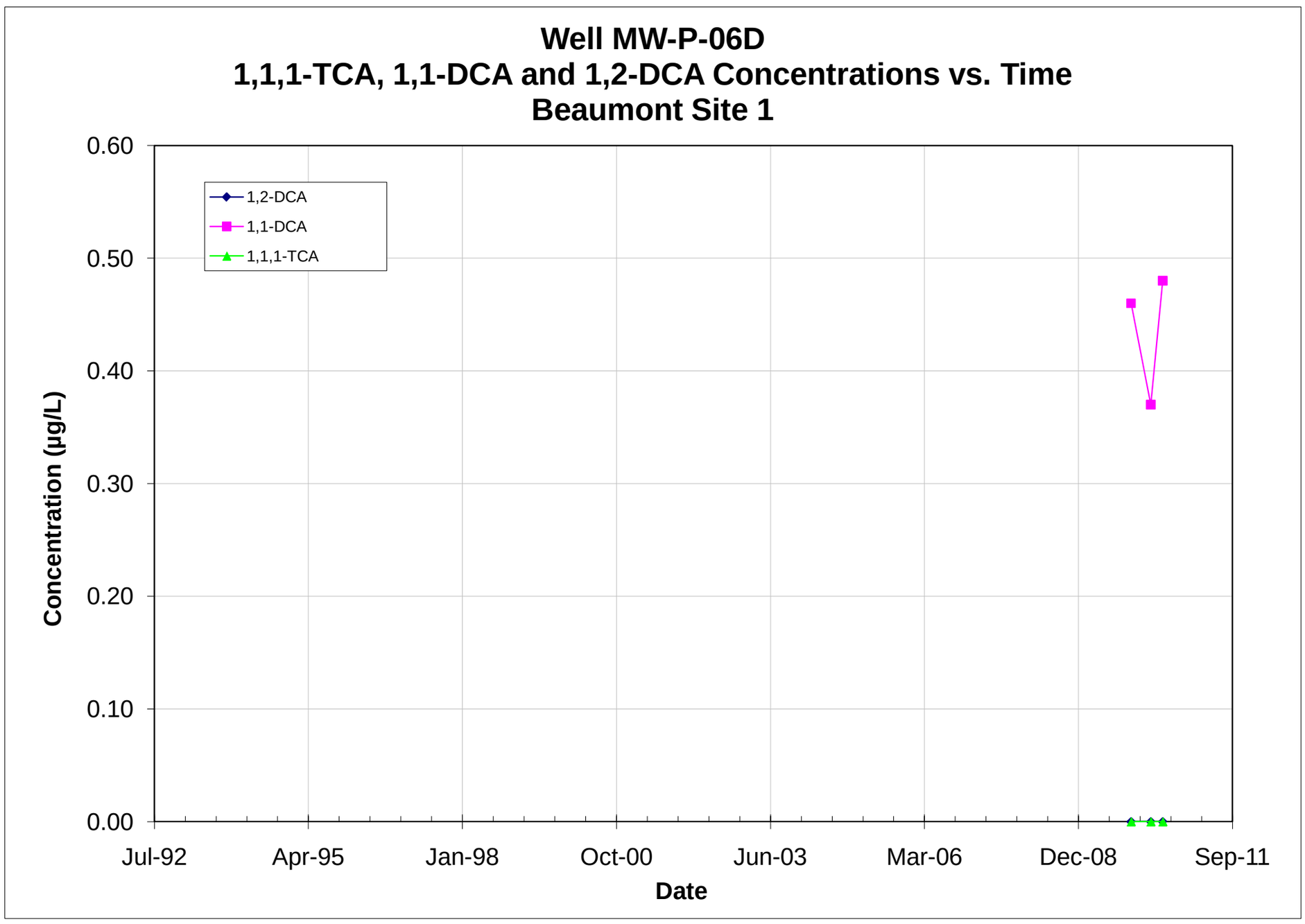

Note: All non-detections are set to zero for graphing purposes.

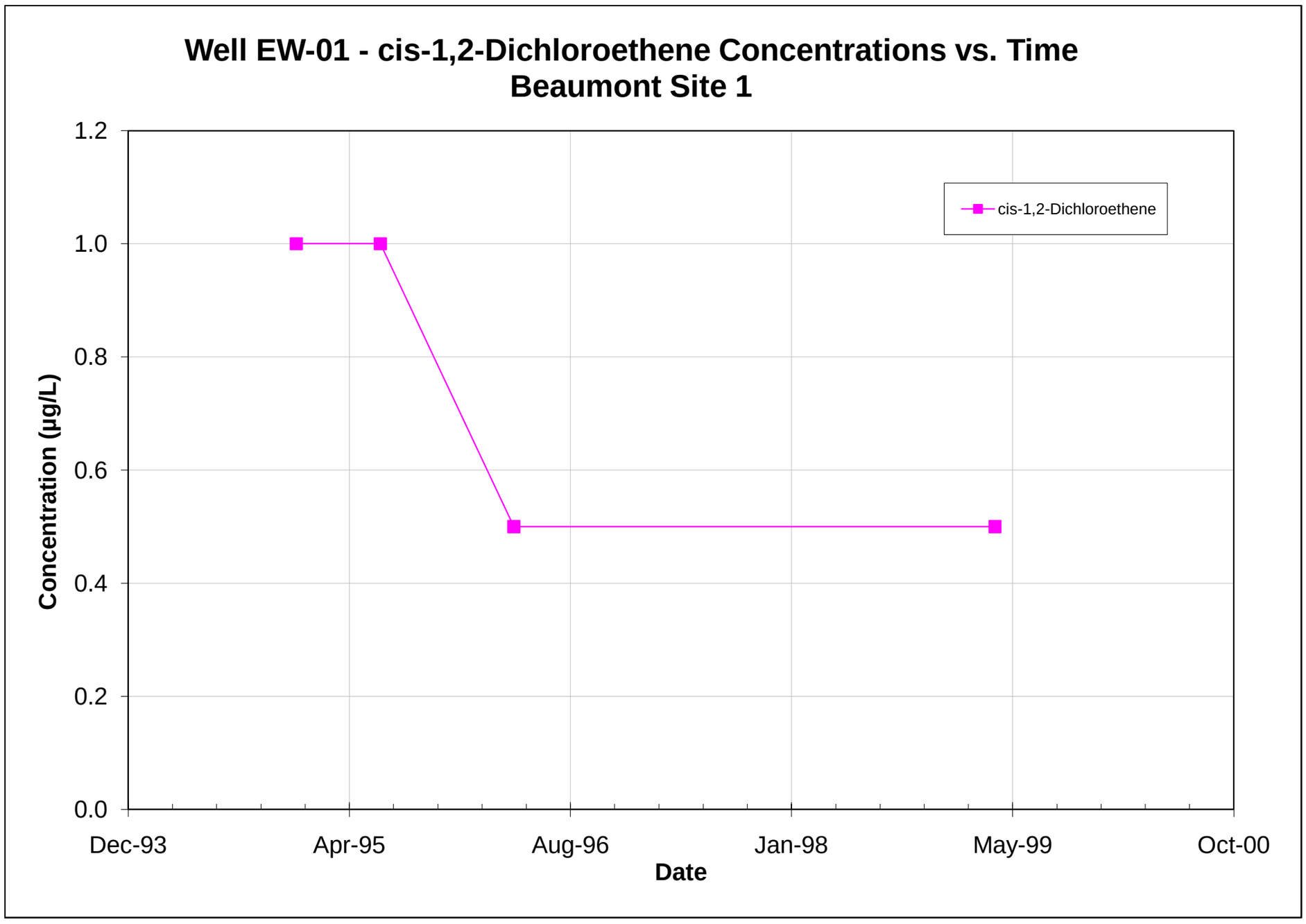

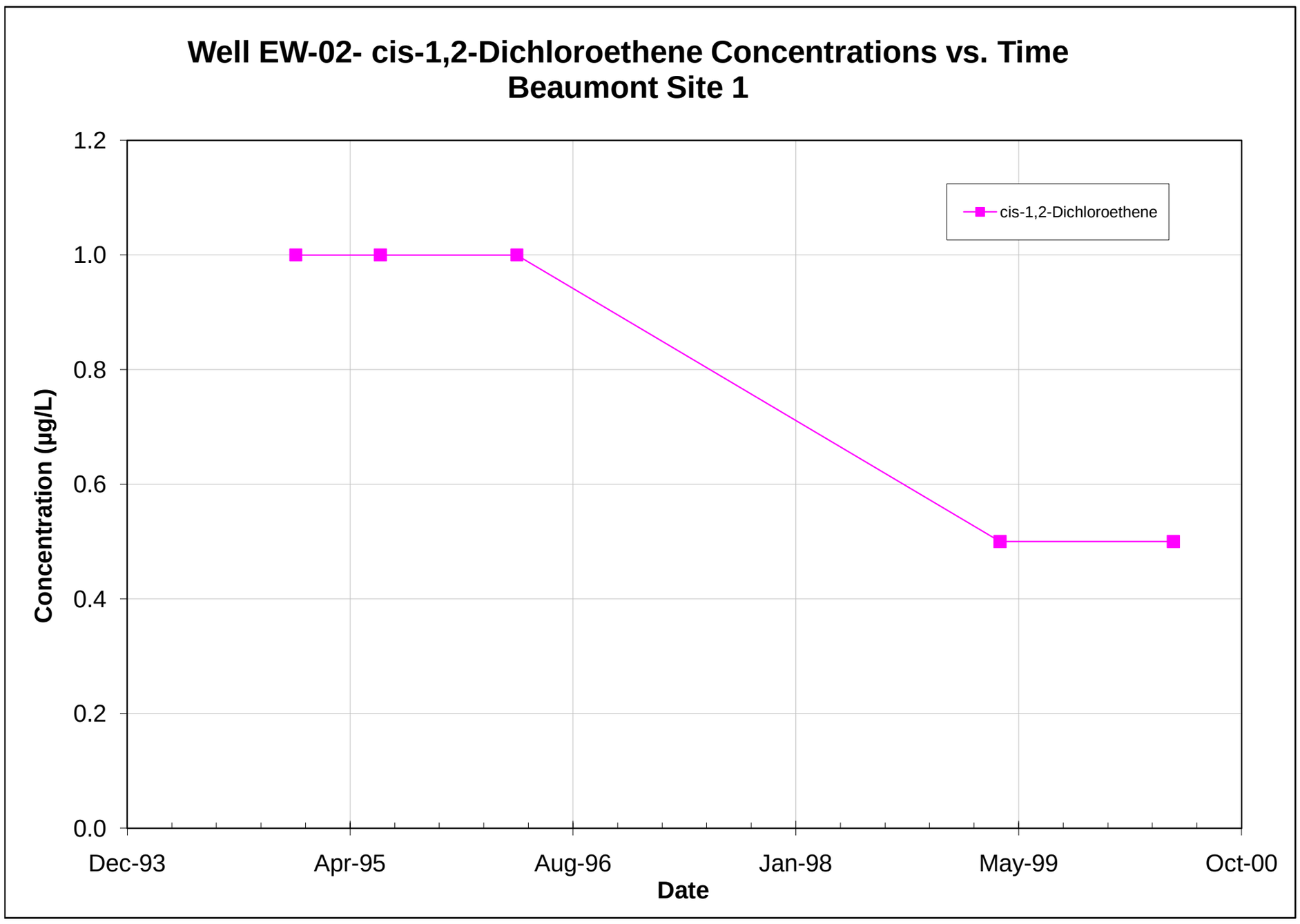

Note: All non-detections are set to zero for graphing purposes.

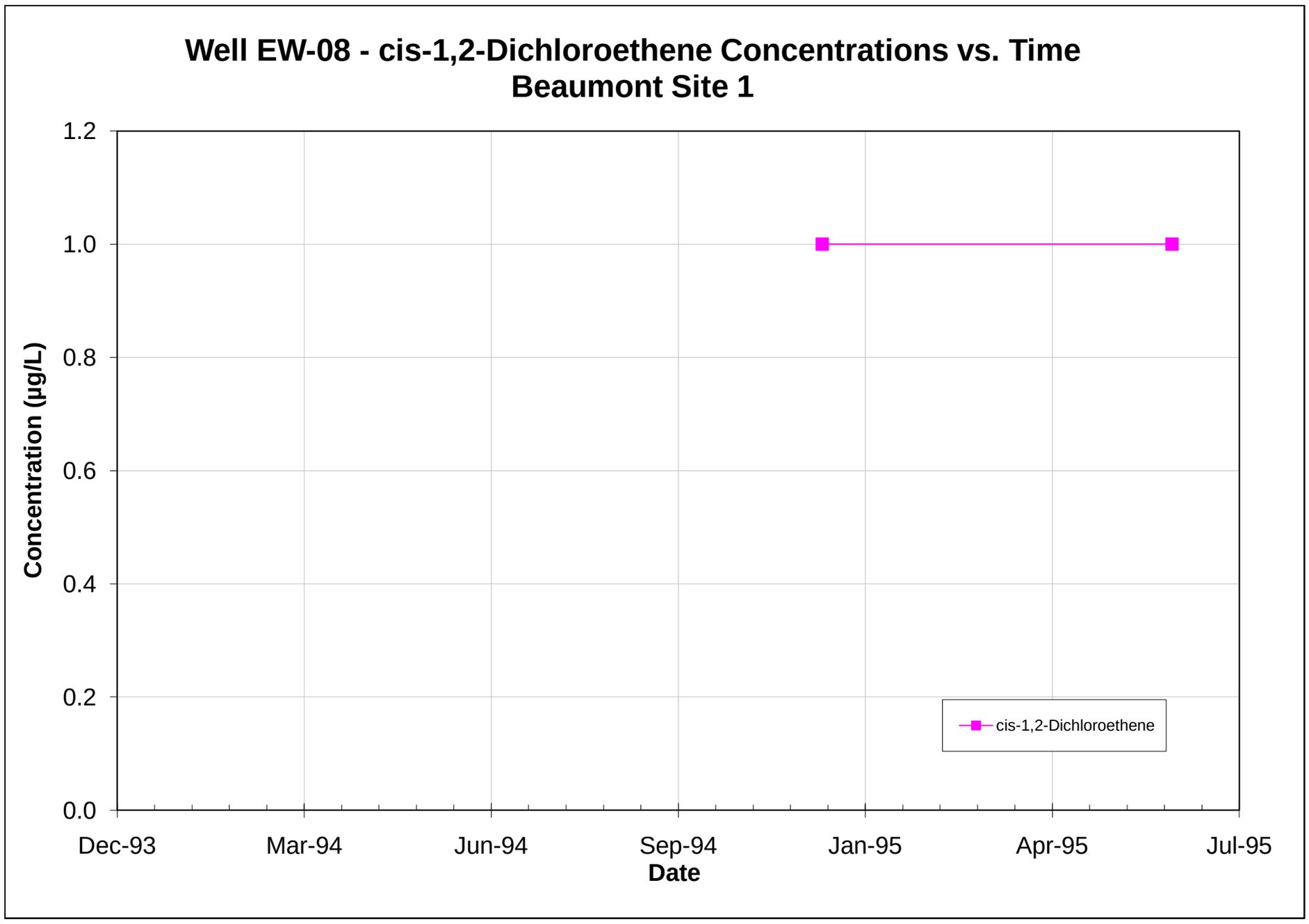

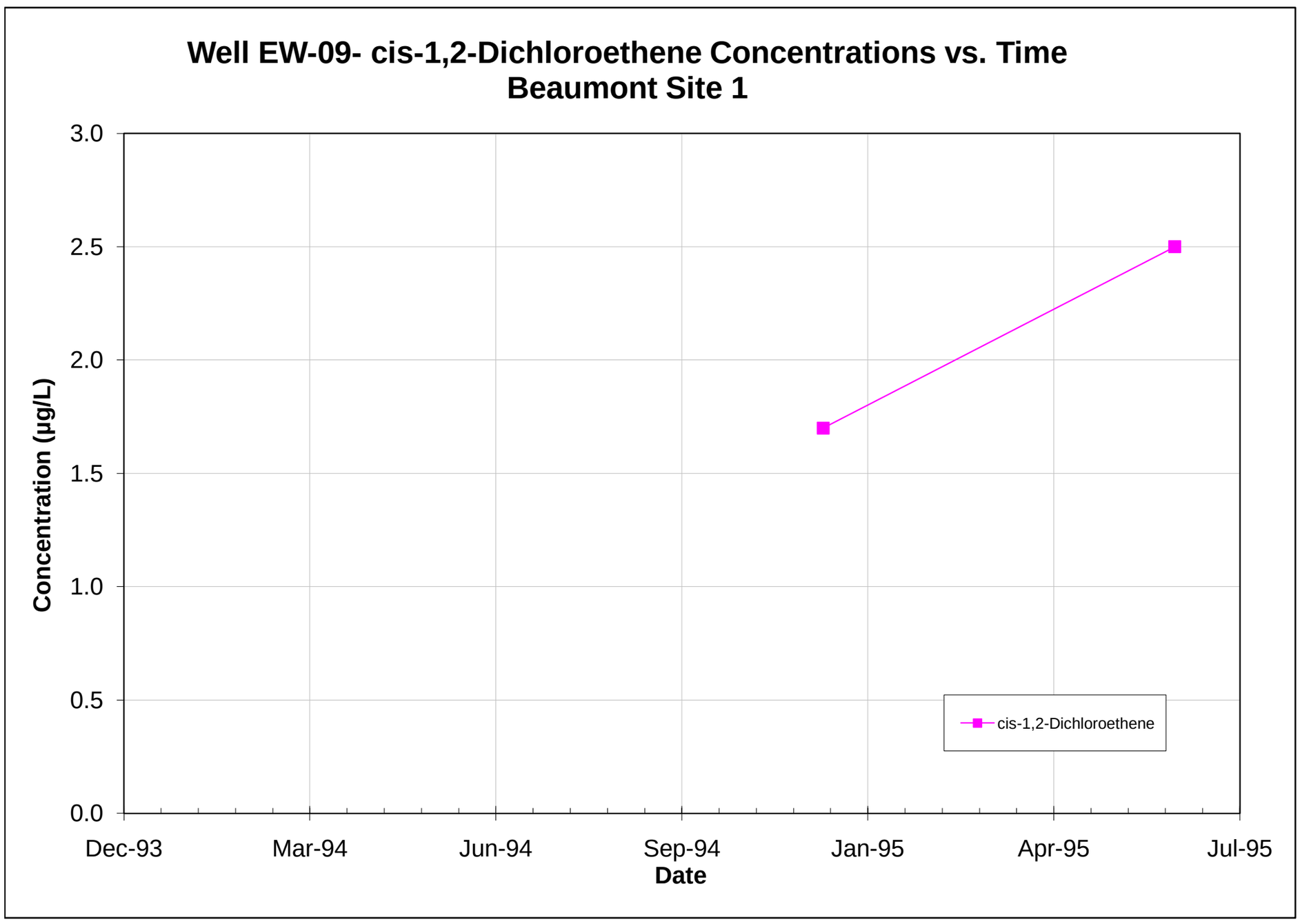

Note: All non-detections are set to zero for graphing purposes.

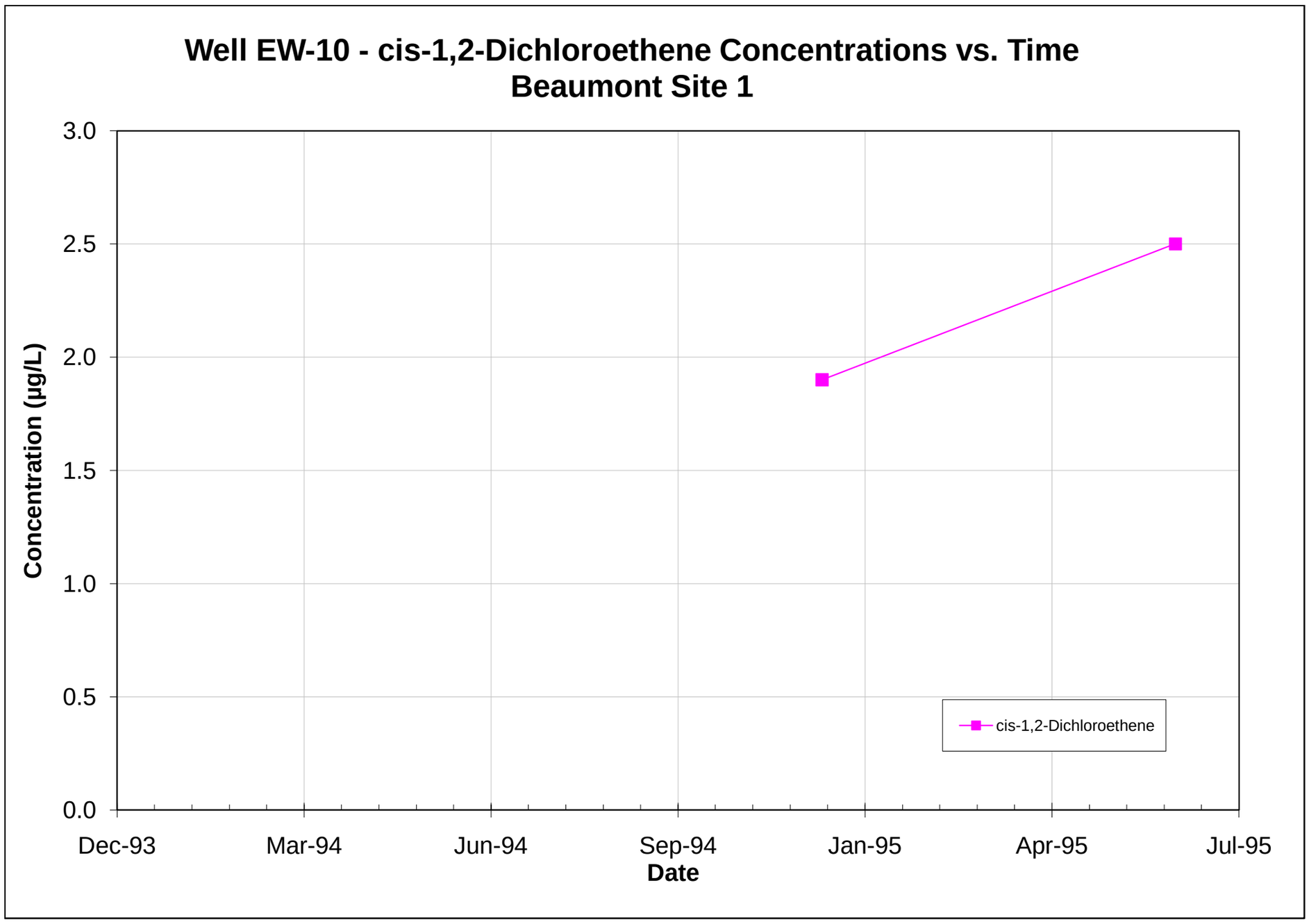

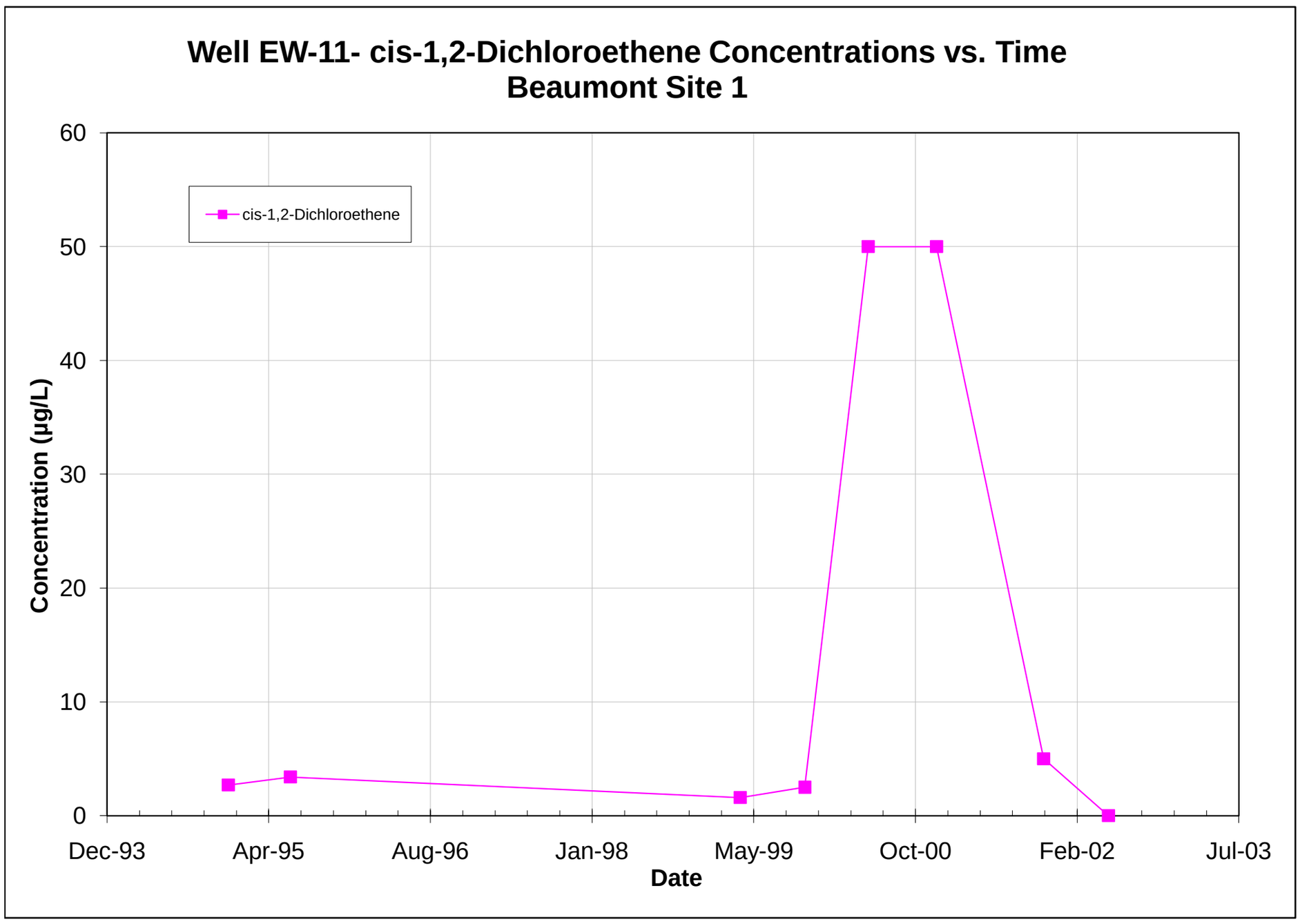

Note: All non-detections are set to zero for graphing purposes.

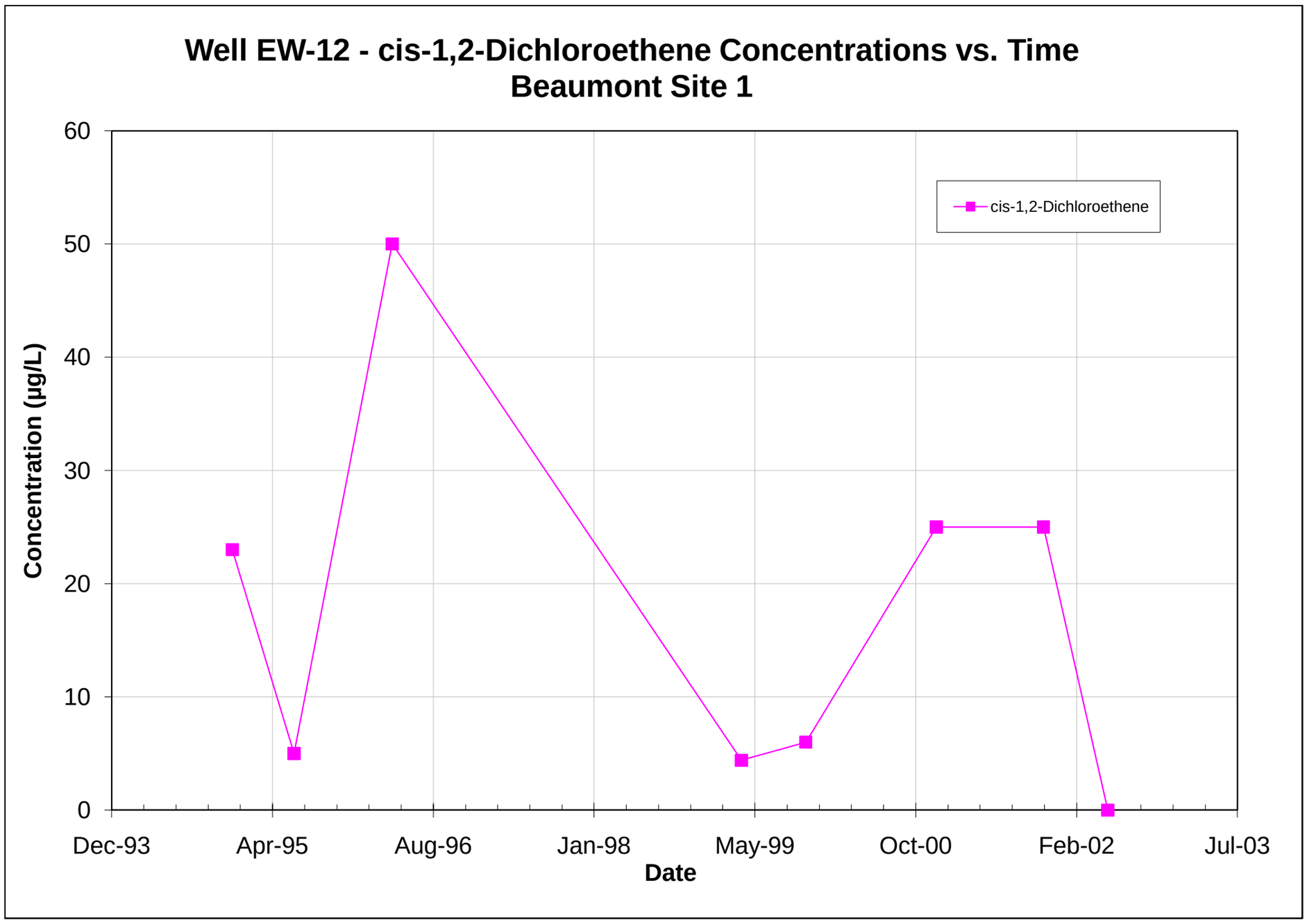

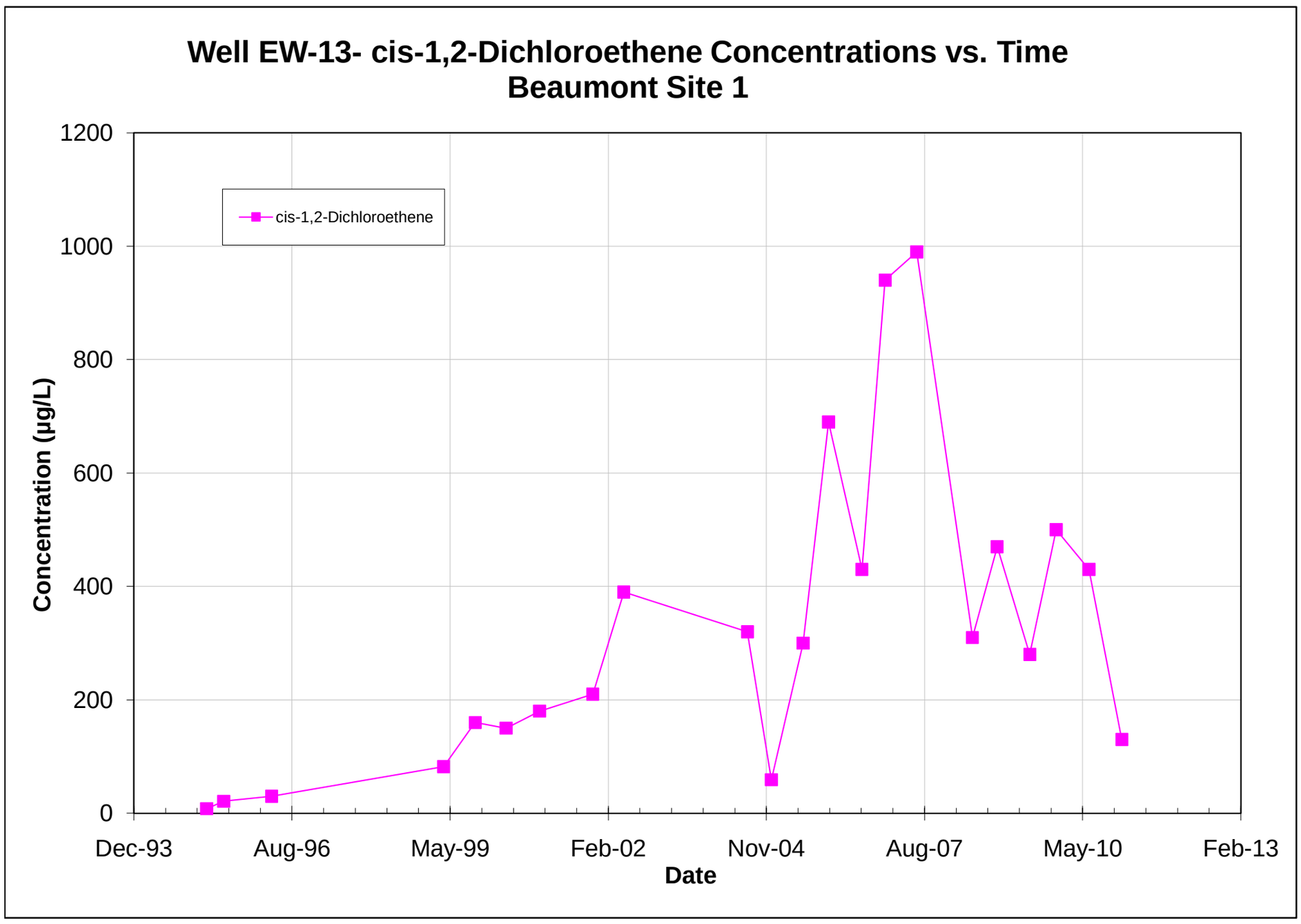

Note: All non-detections are set to zero for graphing purposes.

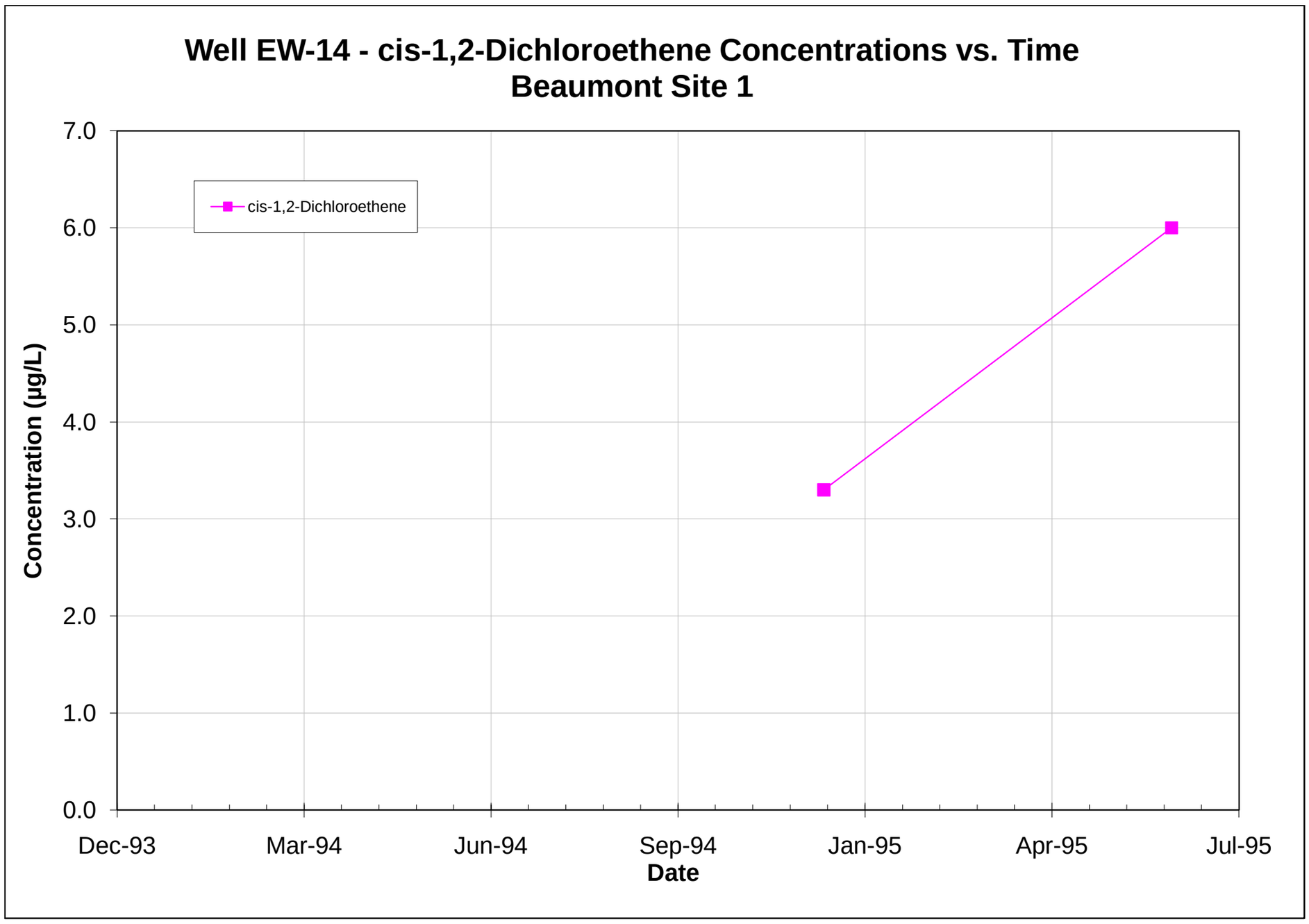

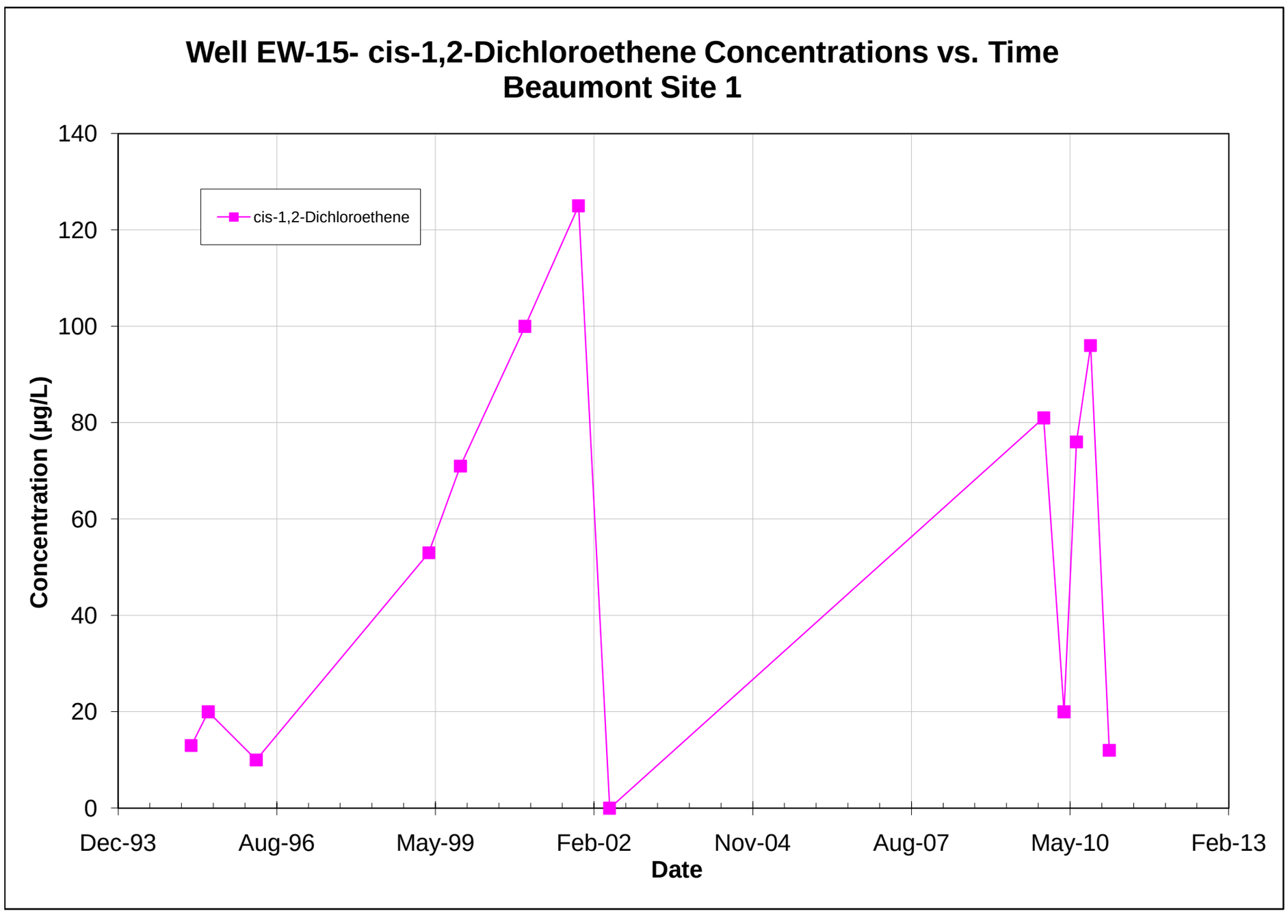

Note: All non-detections are set to zero for graphing purposes.

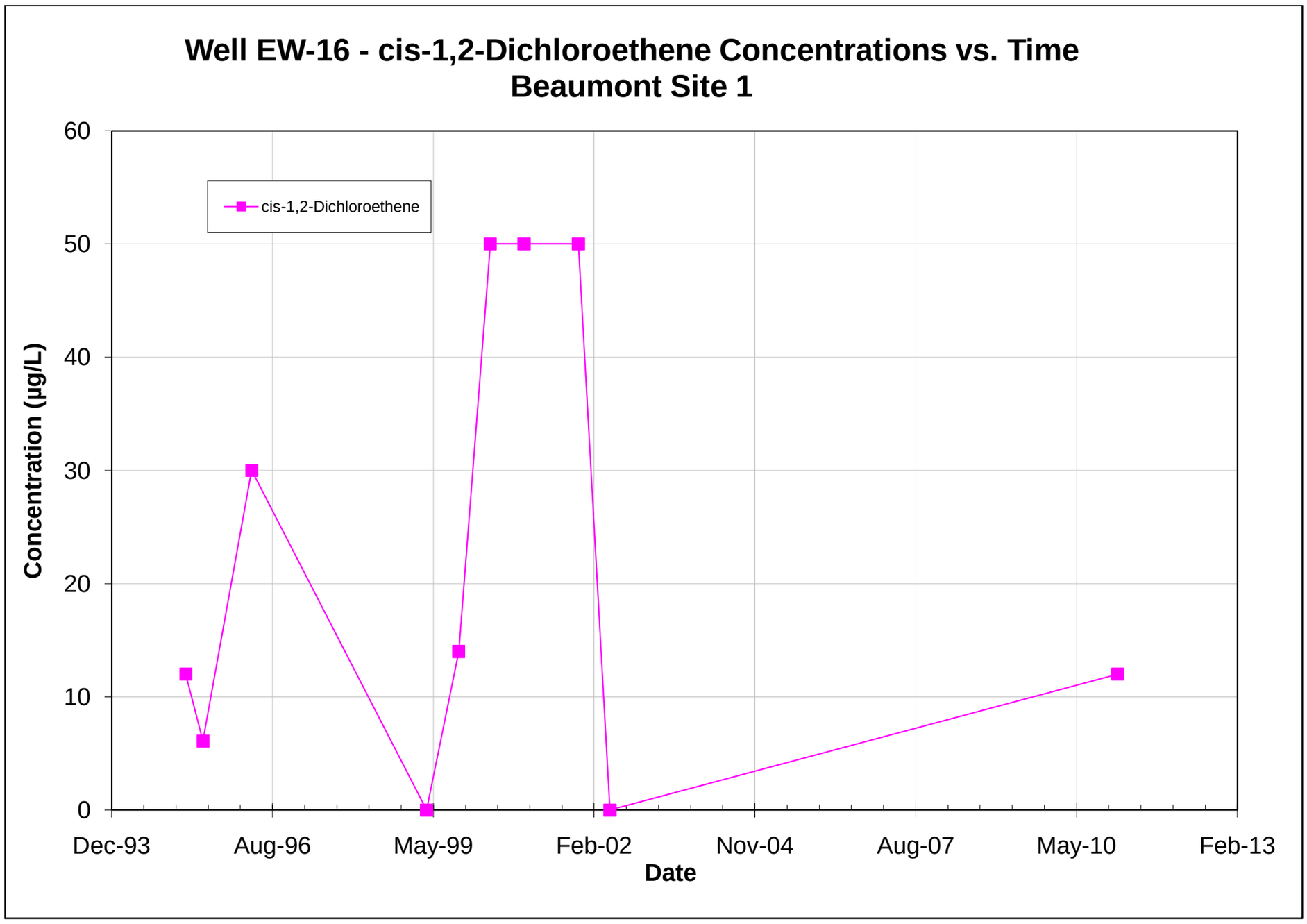

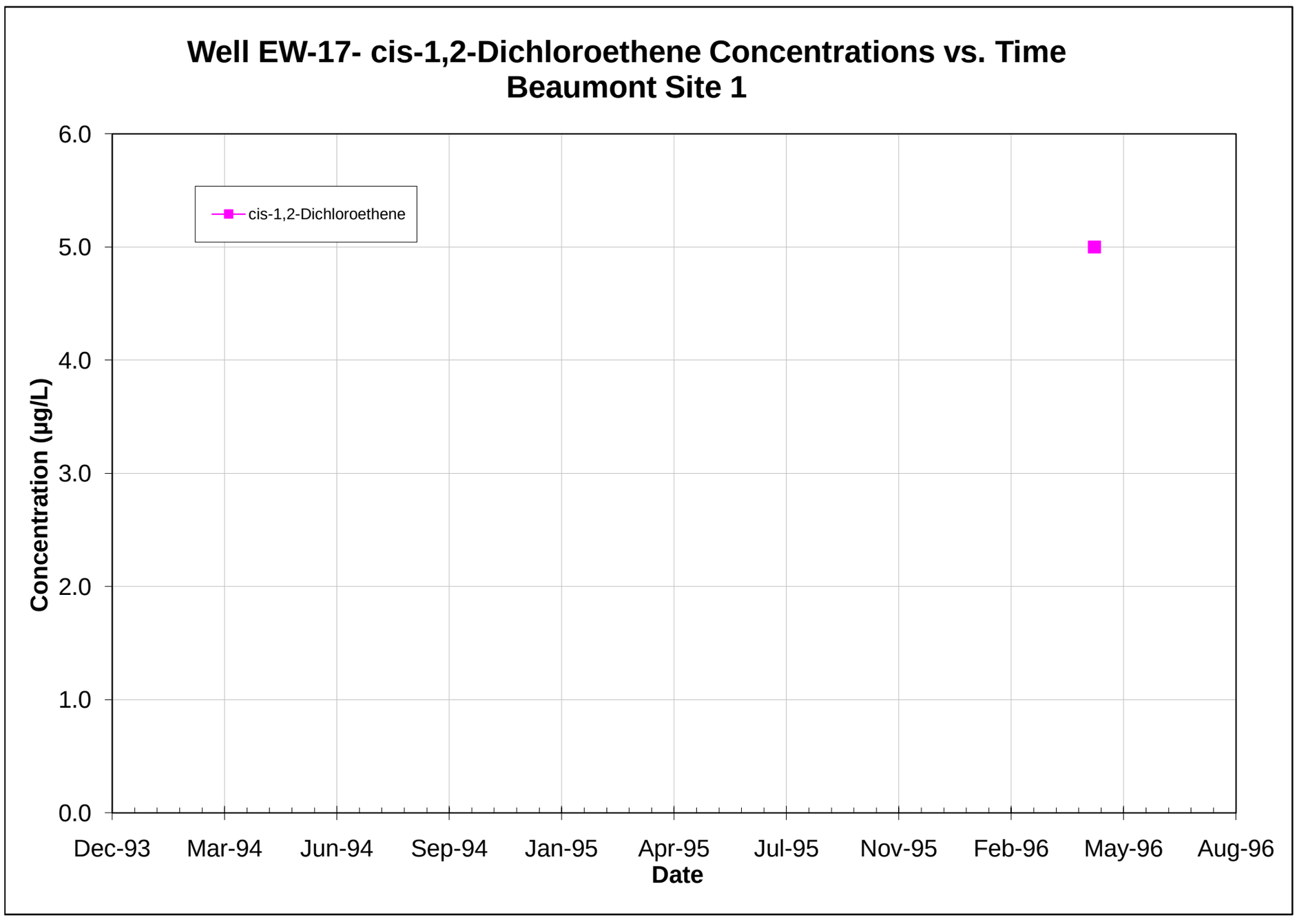

Note: All non-detections are set to zero for graphing purposes.

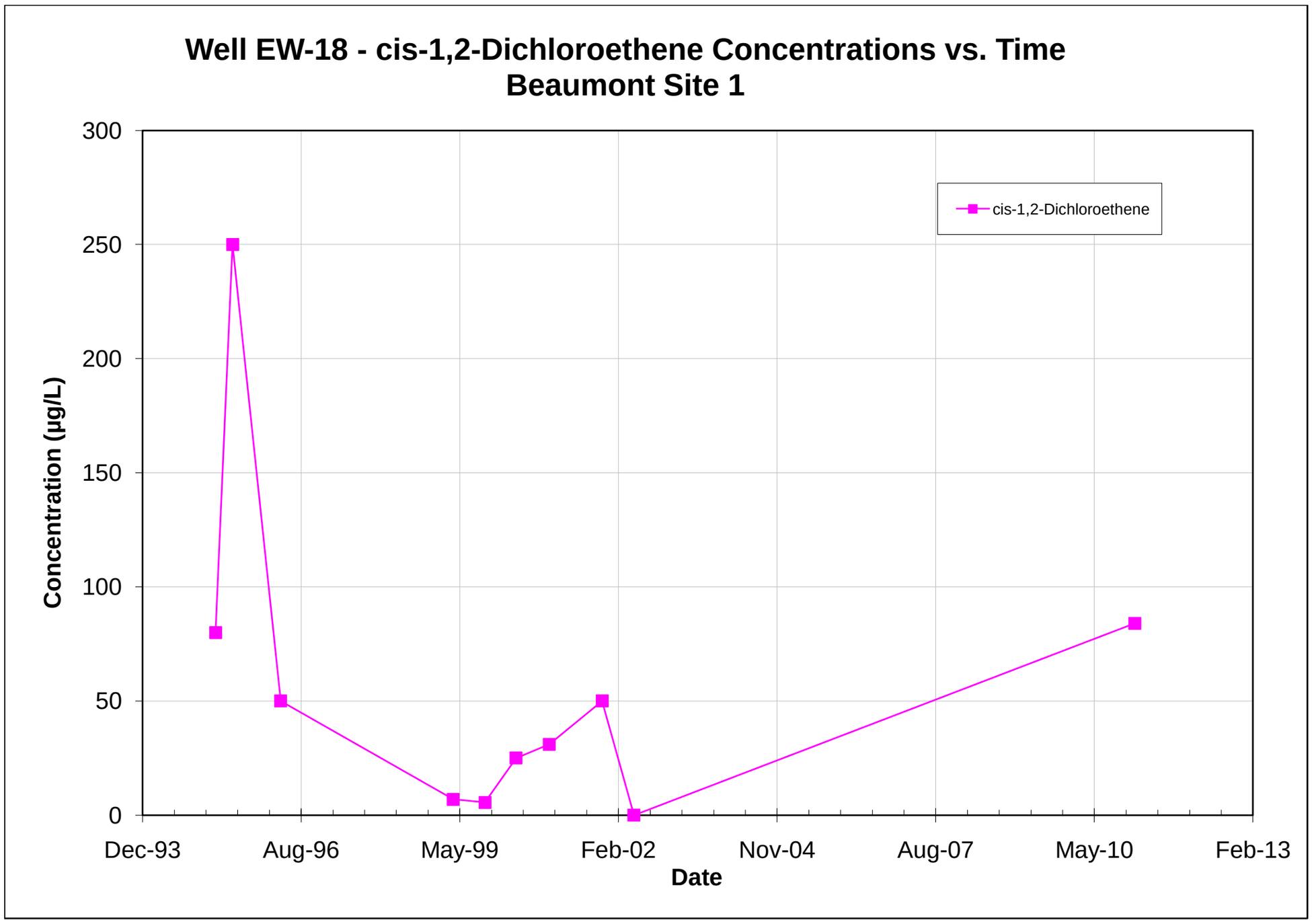

Note: All non-detections are set to zero for graphing purposes.

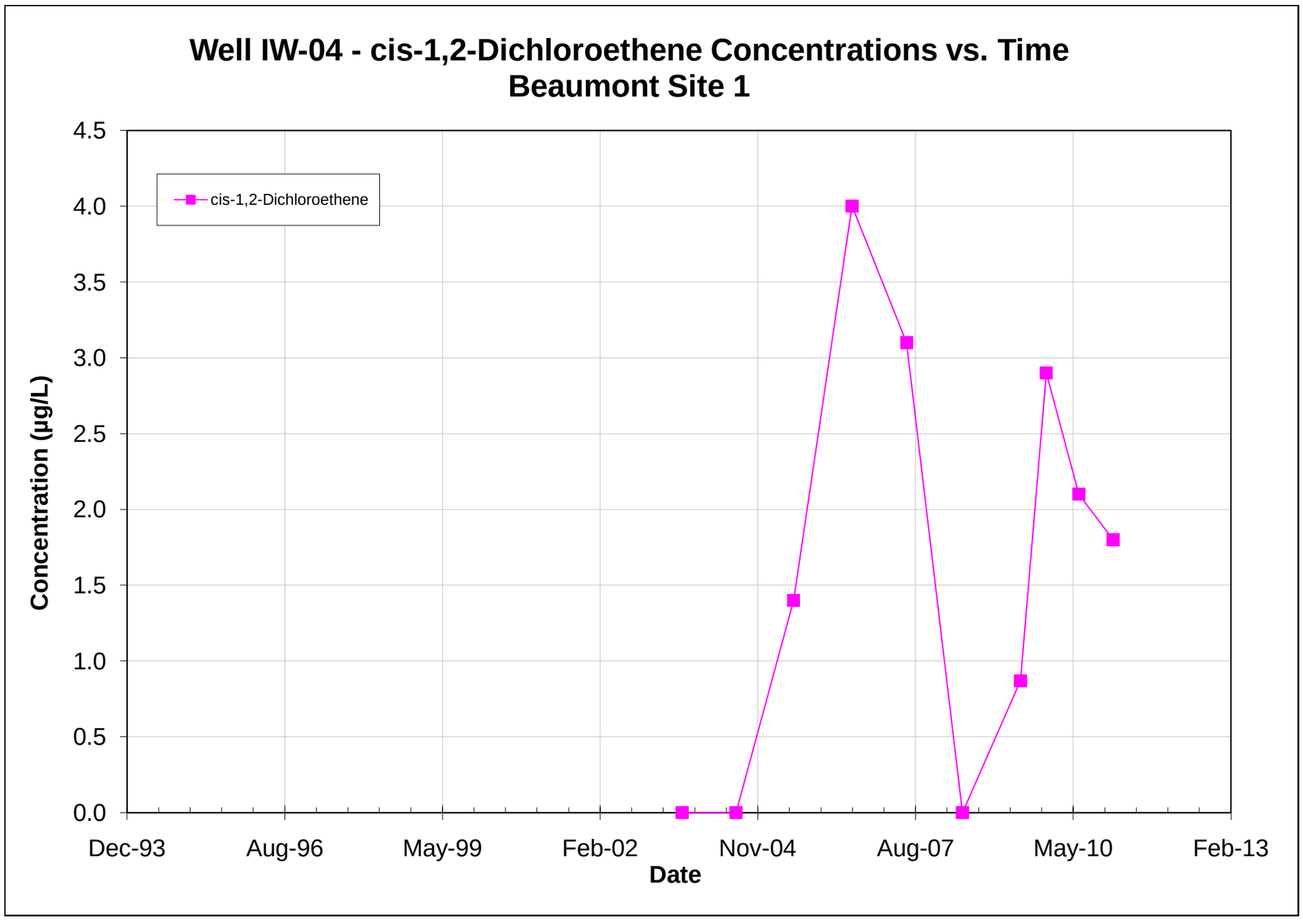

Note: All non-detections are set to zero for graphing purposes.

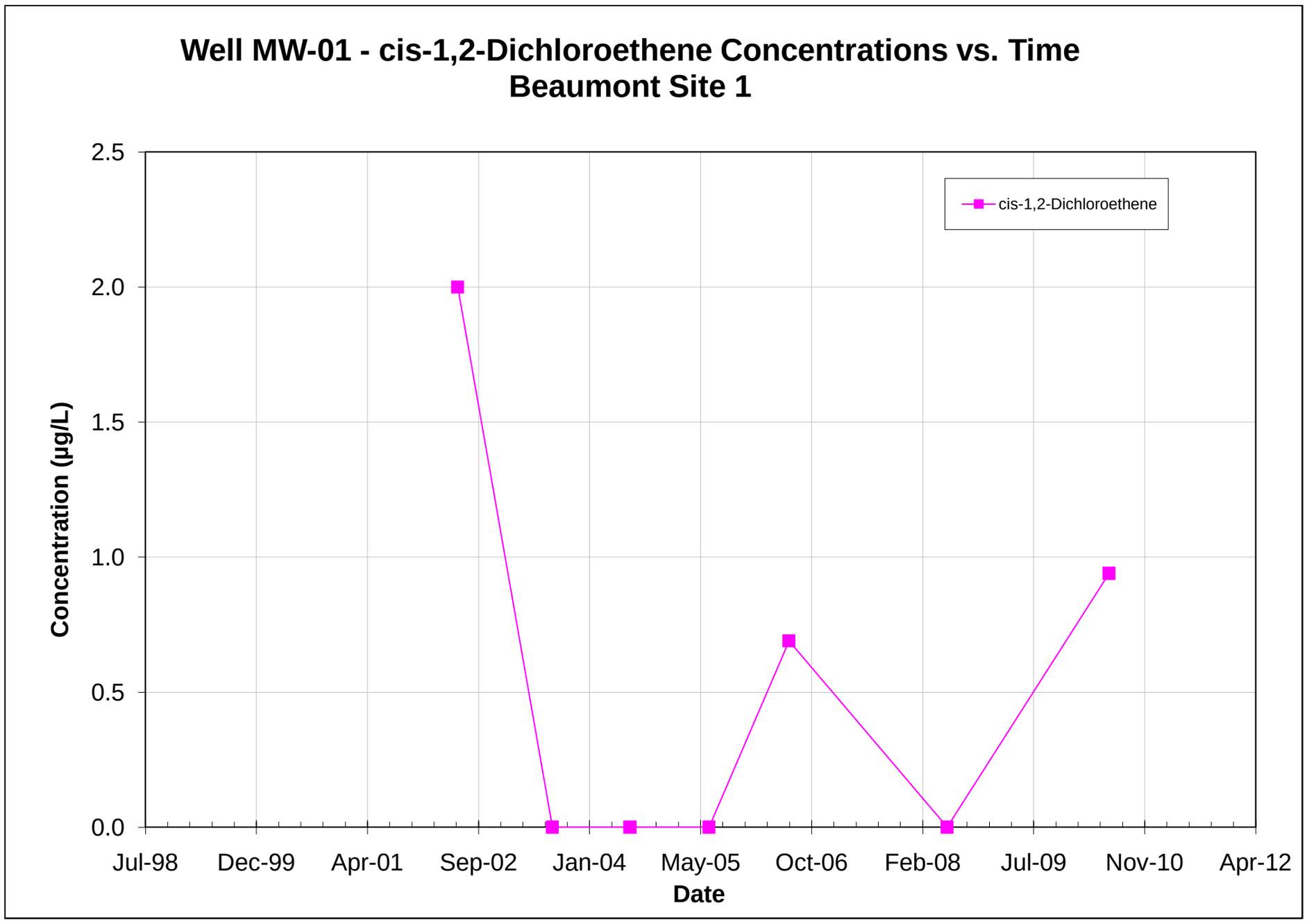

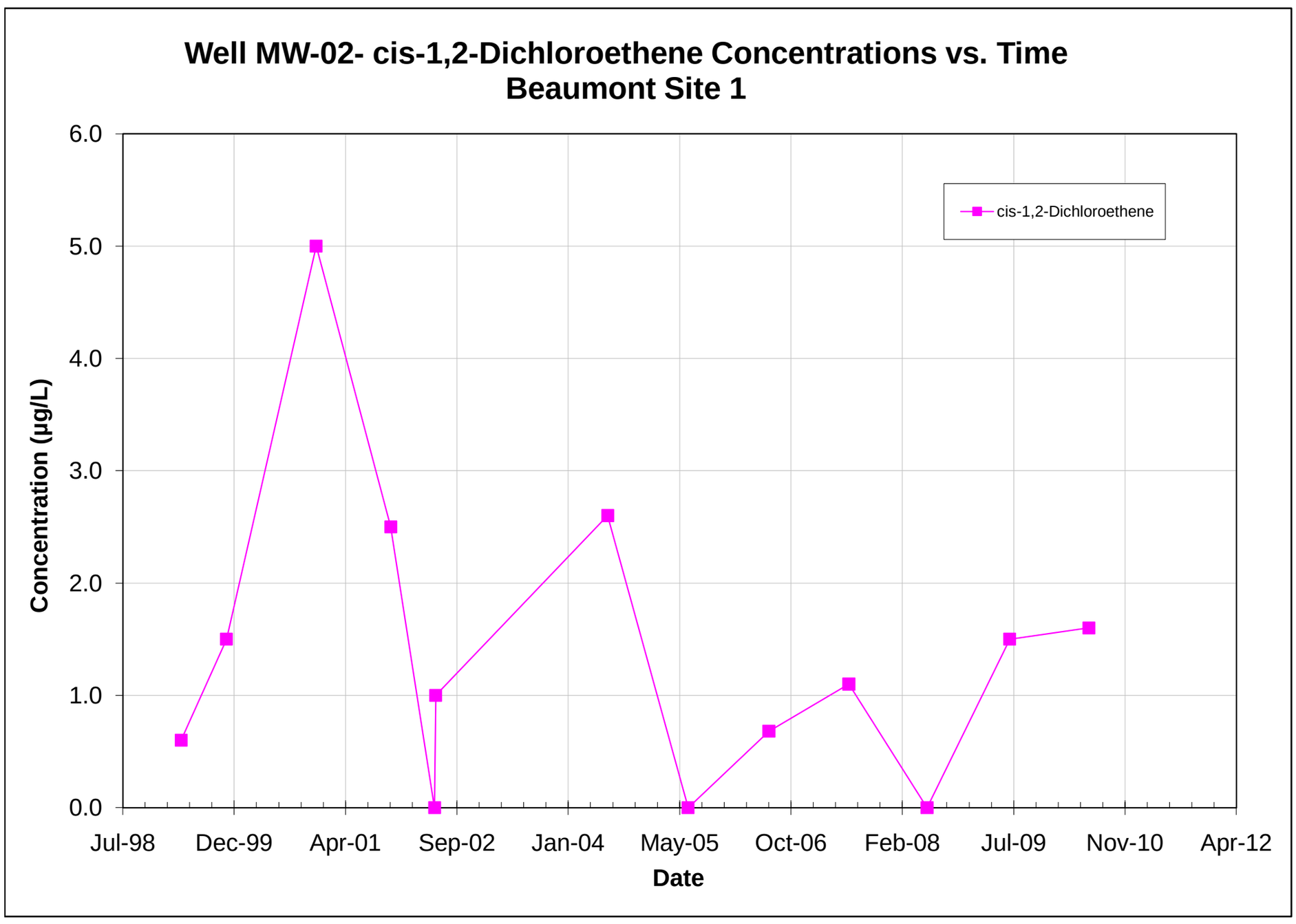

Note: All non-detections are set to zero for graphing purposes.

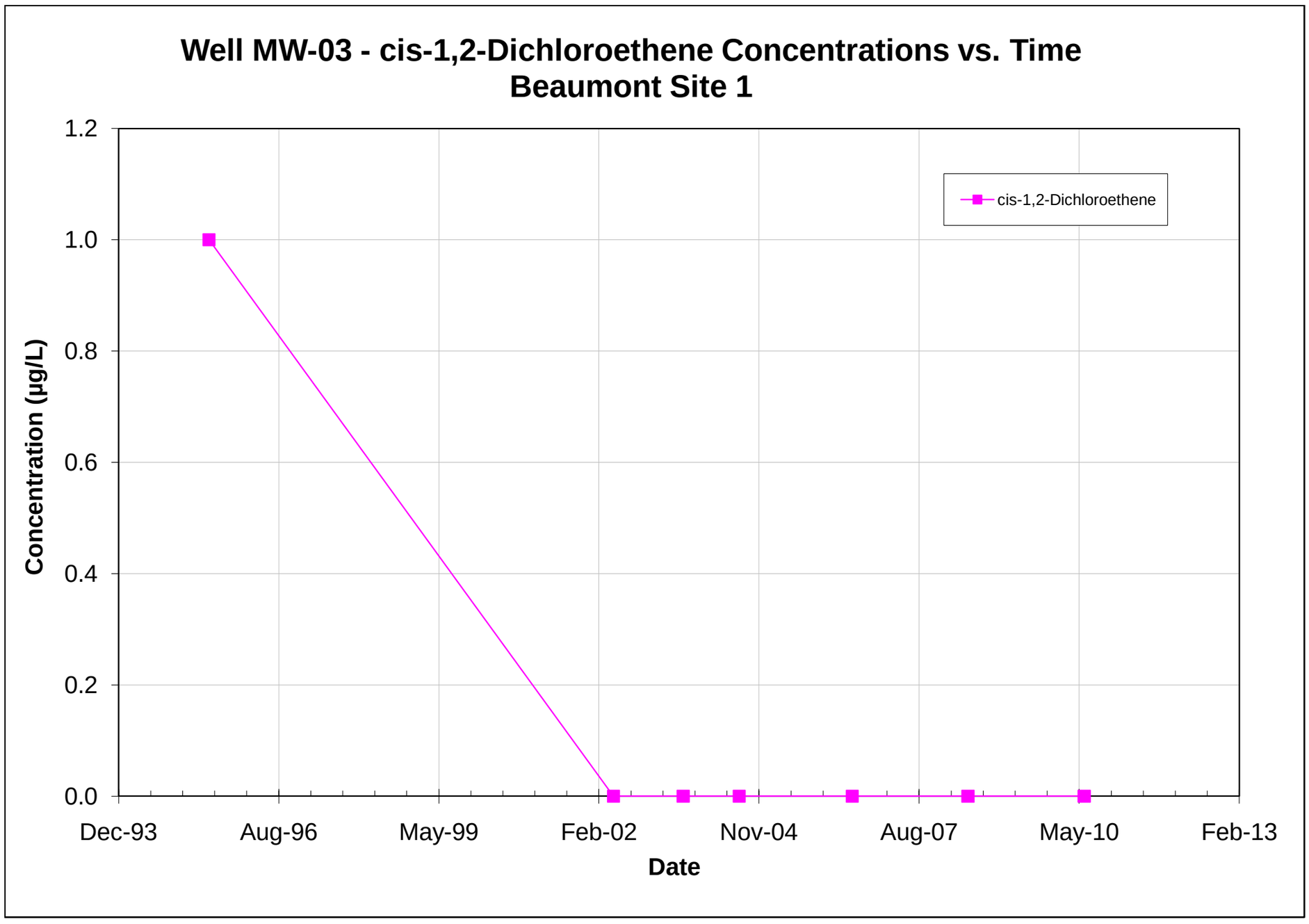

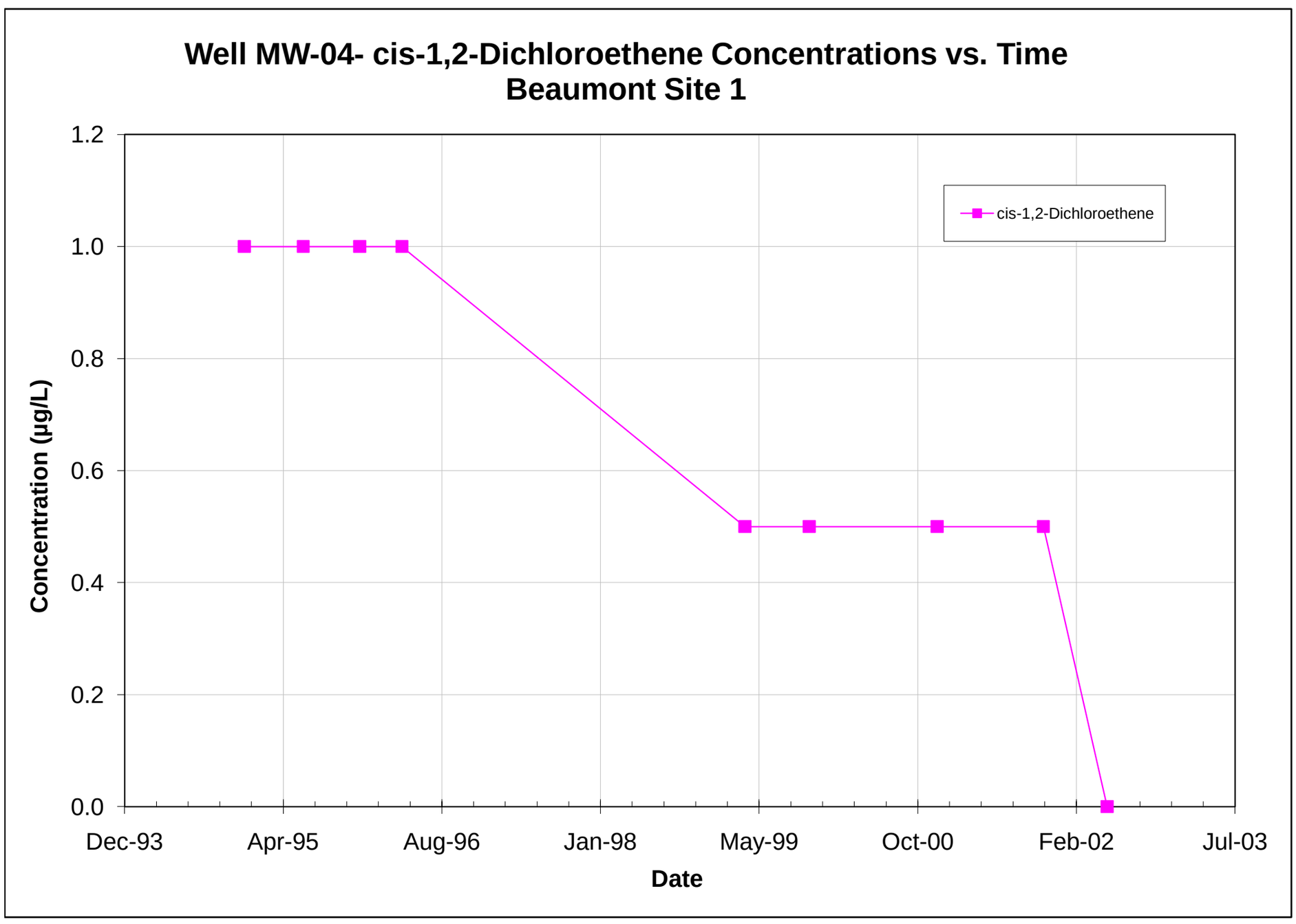

Note: All non-detections are set to zero for graphing purposes.

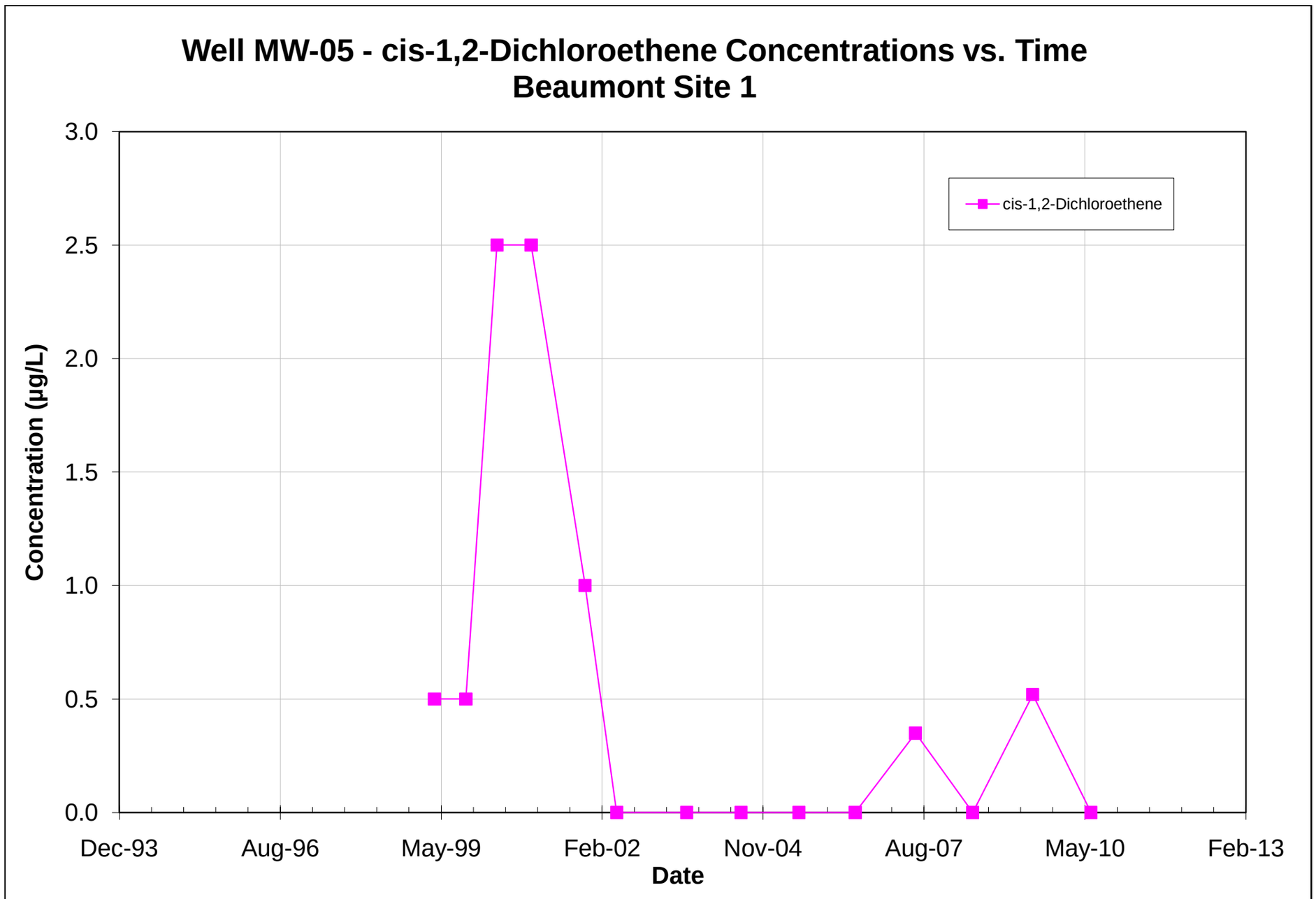

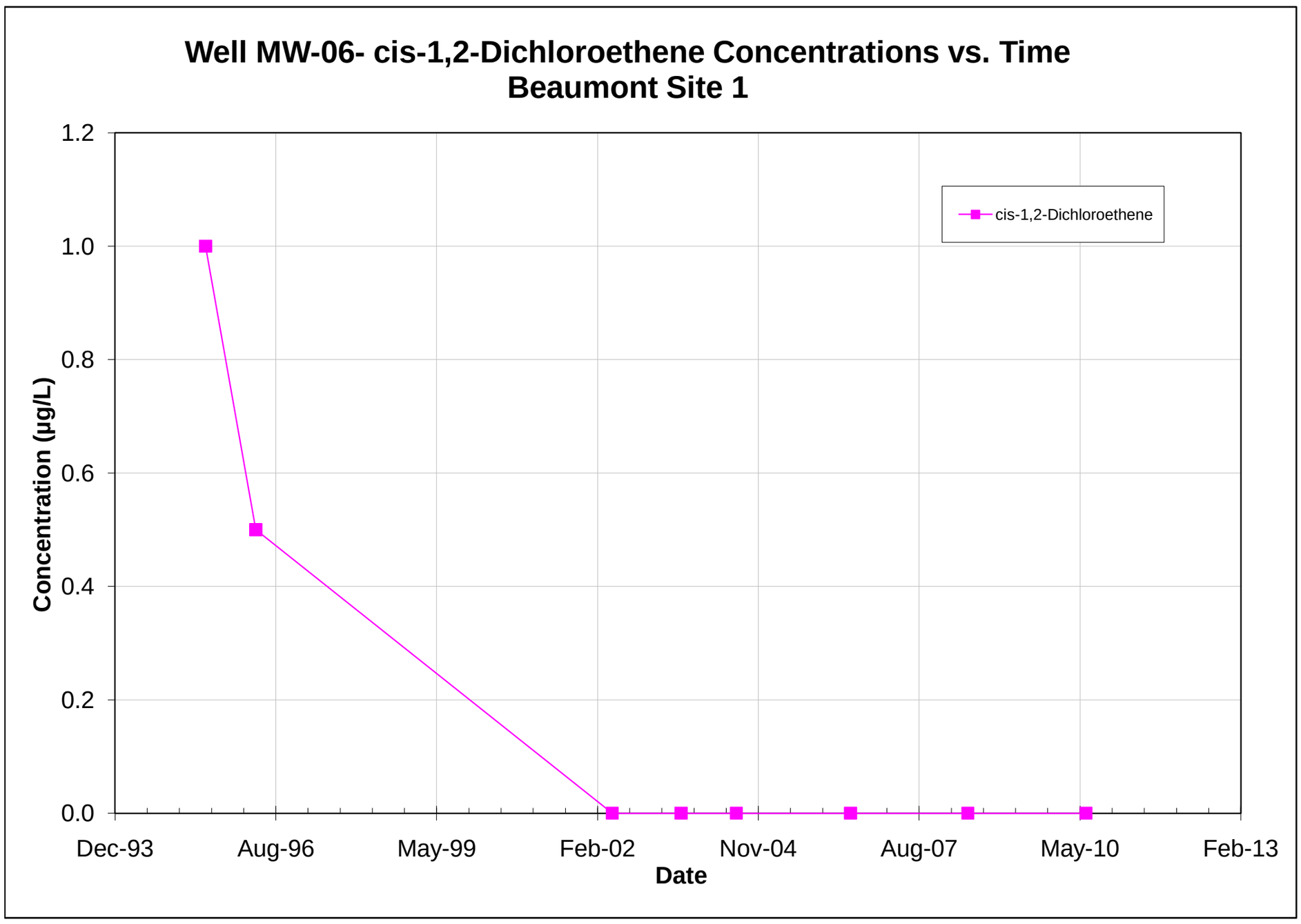

Note: All non-detections are set to zero for graphing purposes.

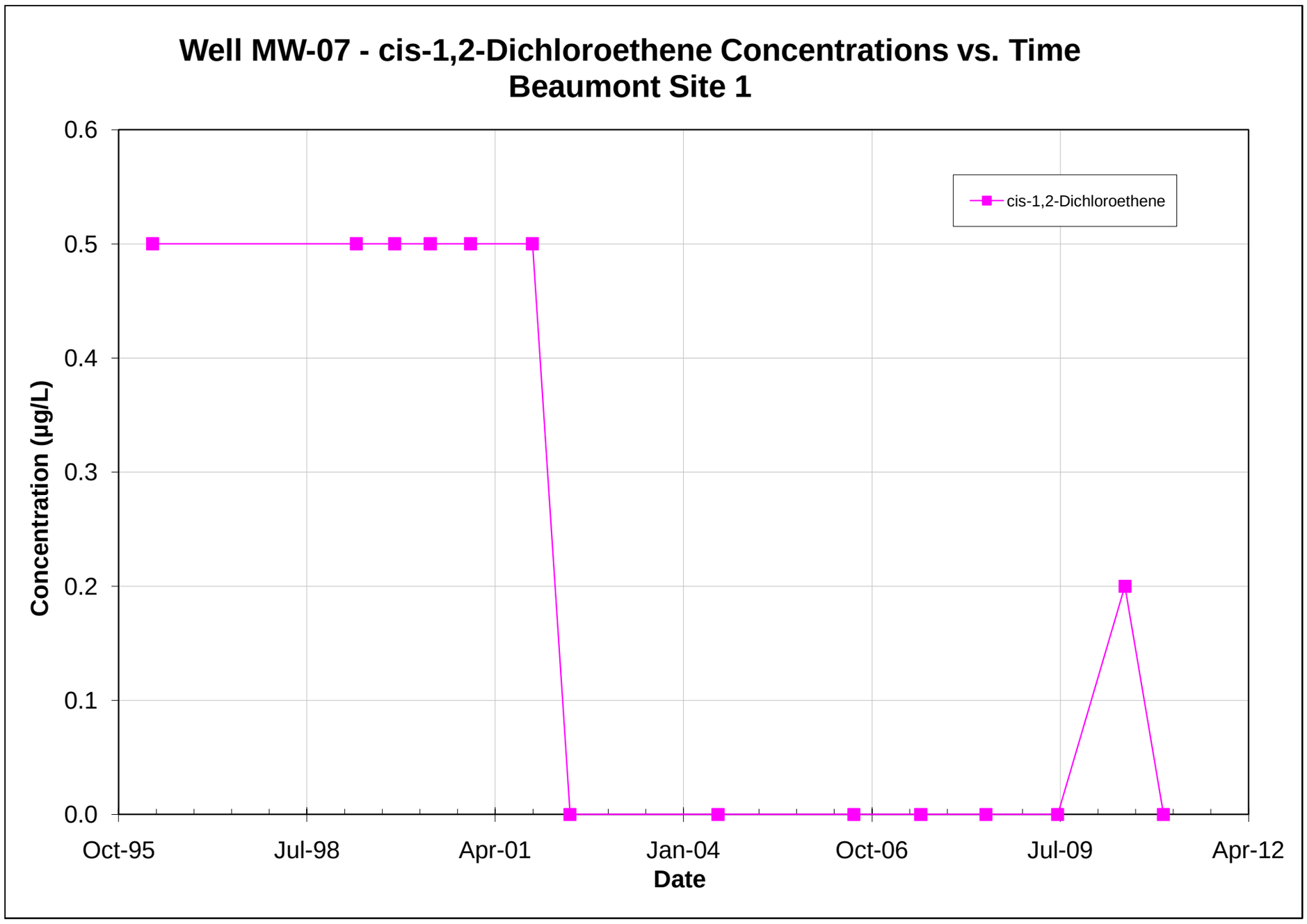

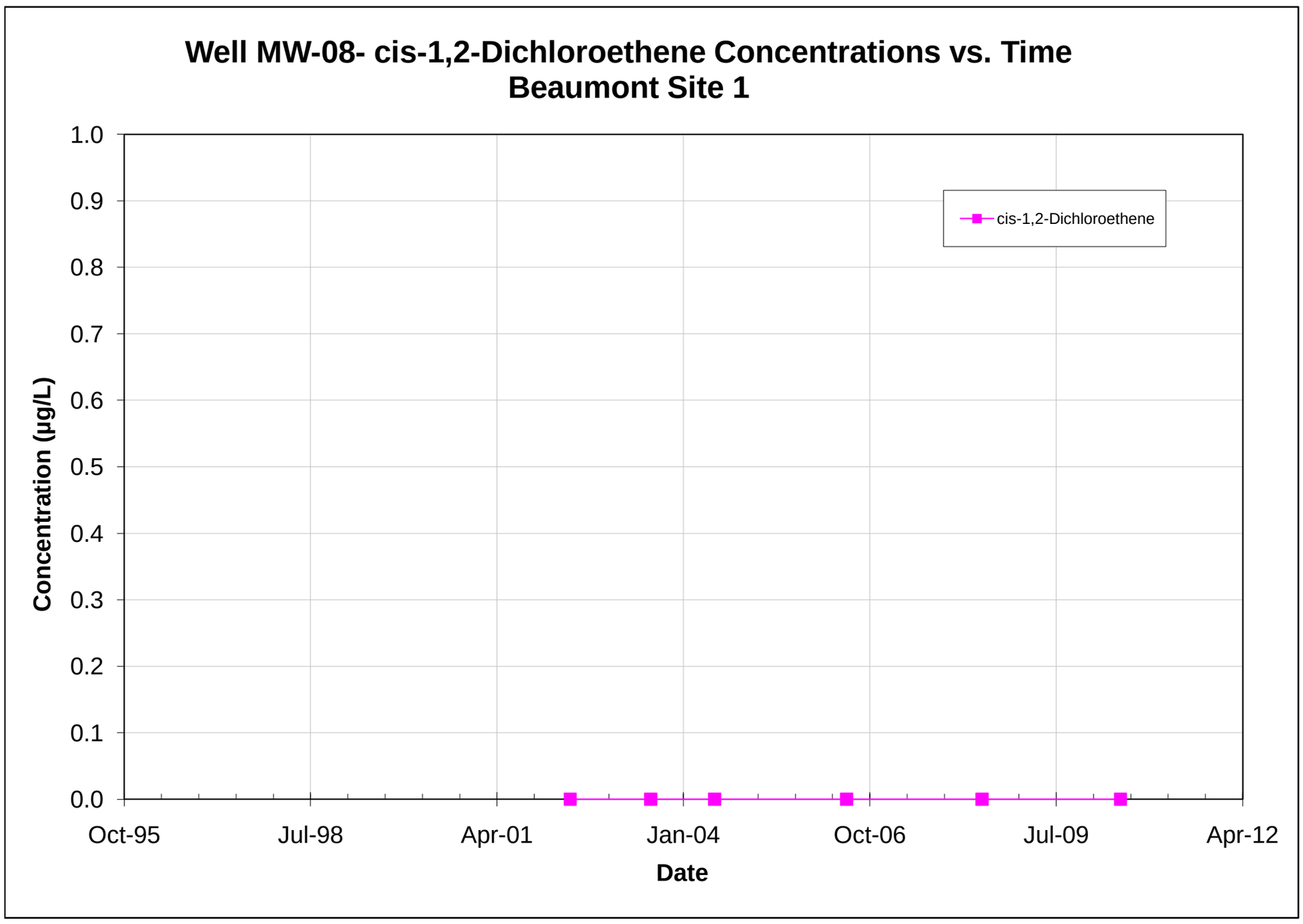

Note: All non-detections are set to zero for graphing purposes.

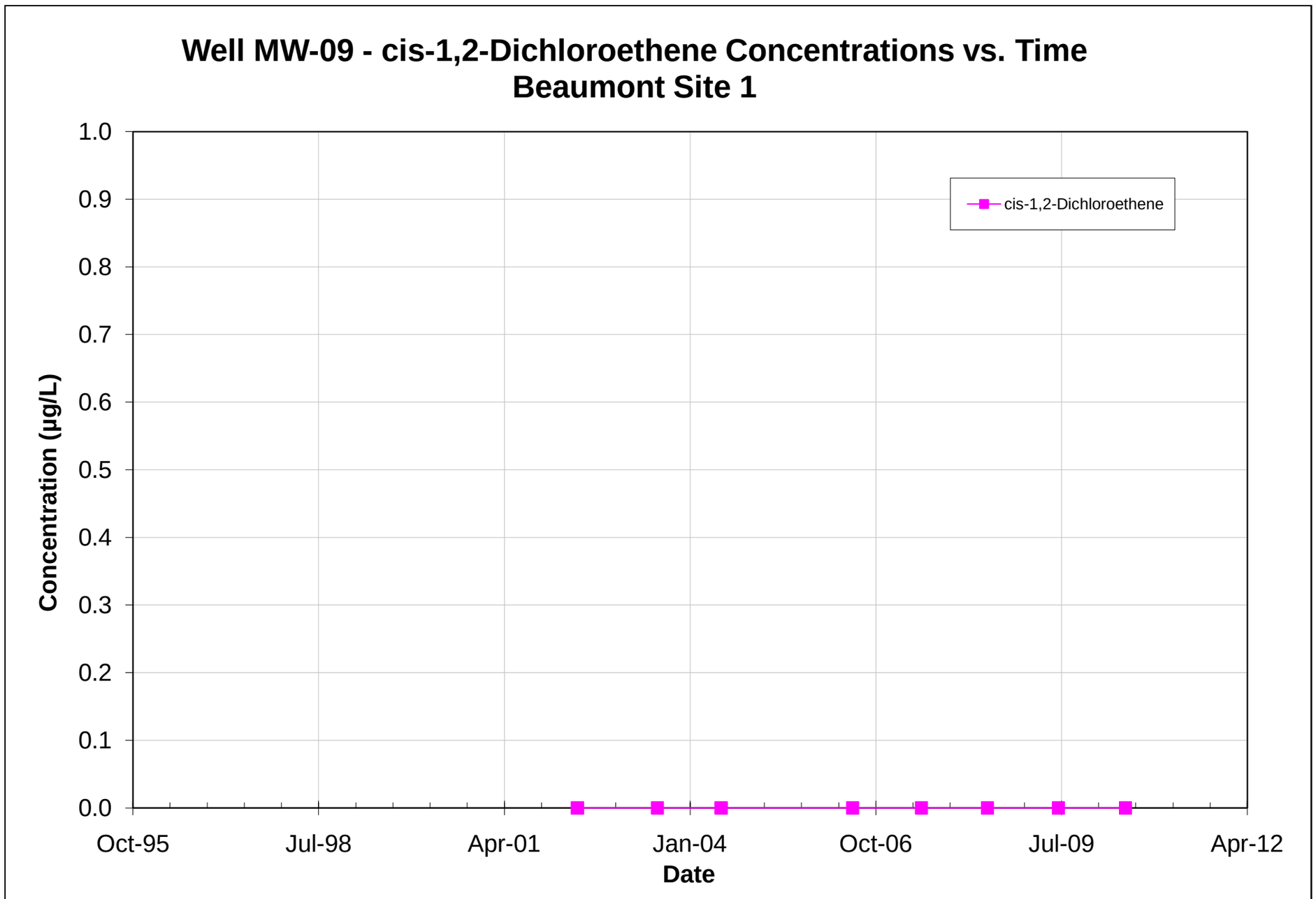

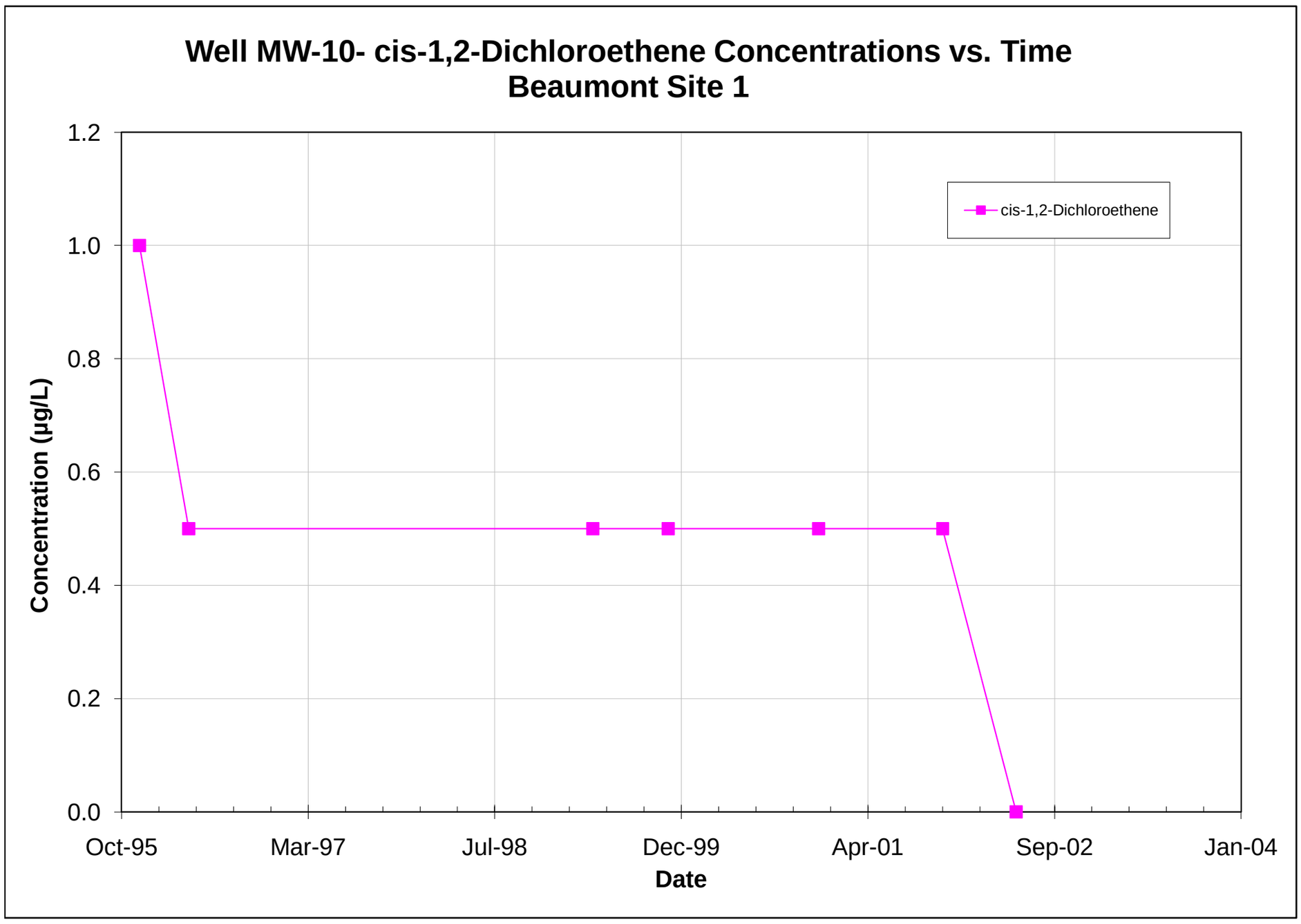

Note: All non-detections are set to zero for graphing purposes.

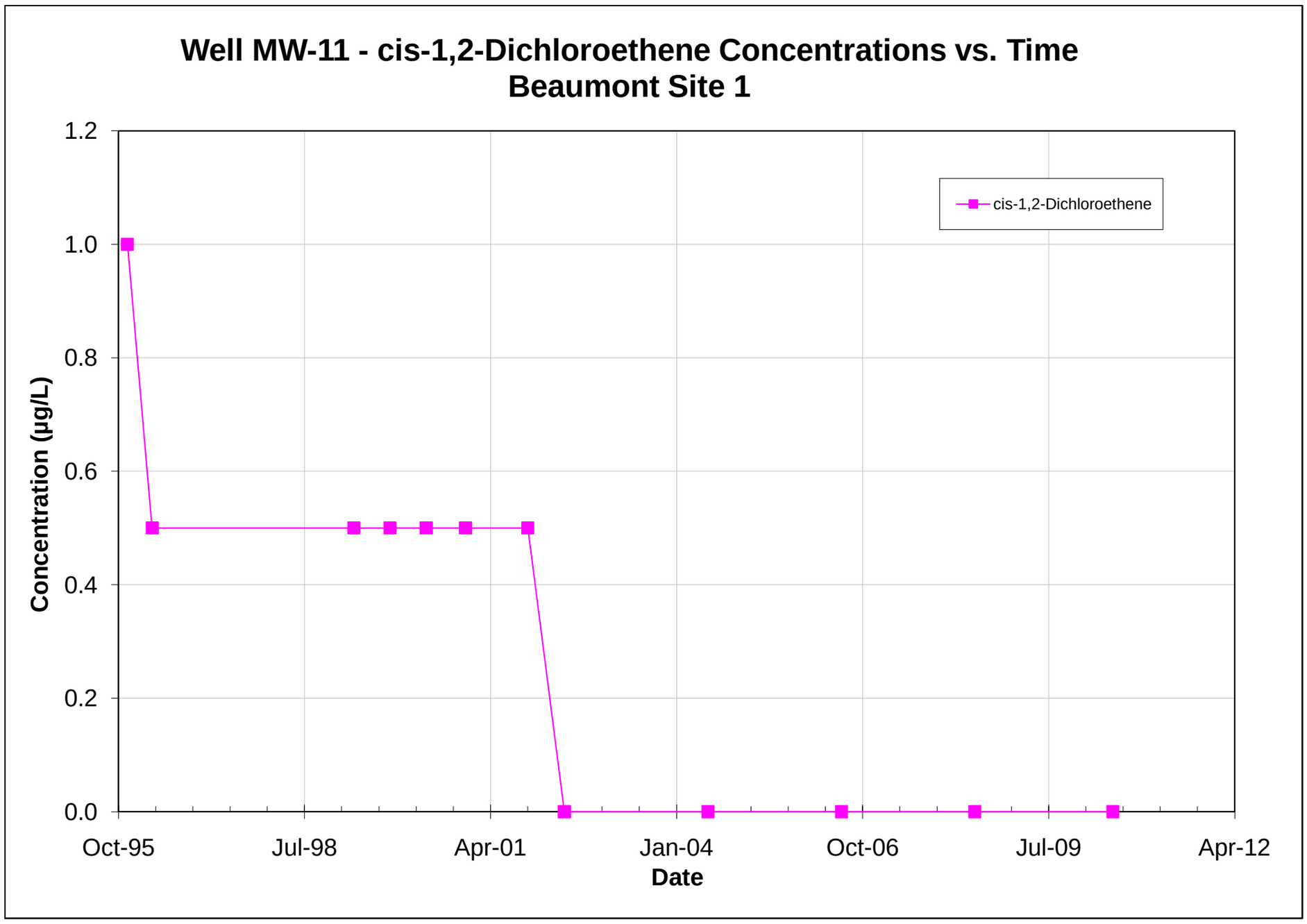

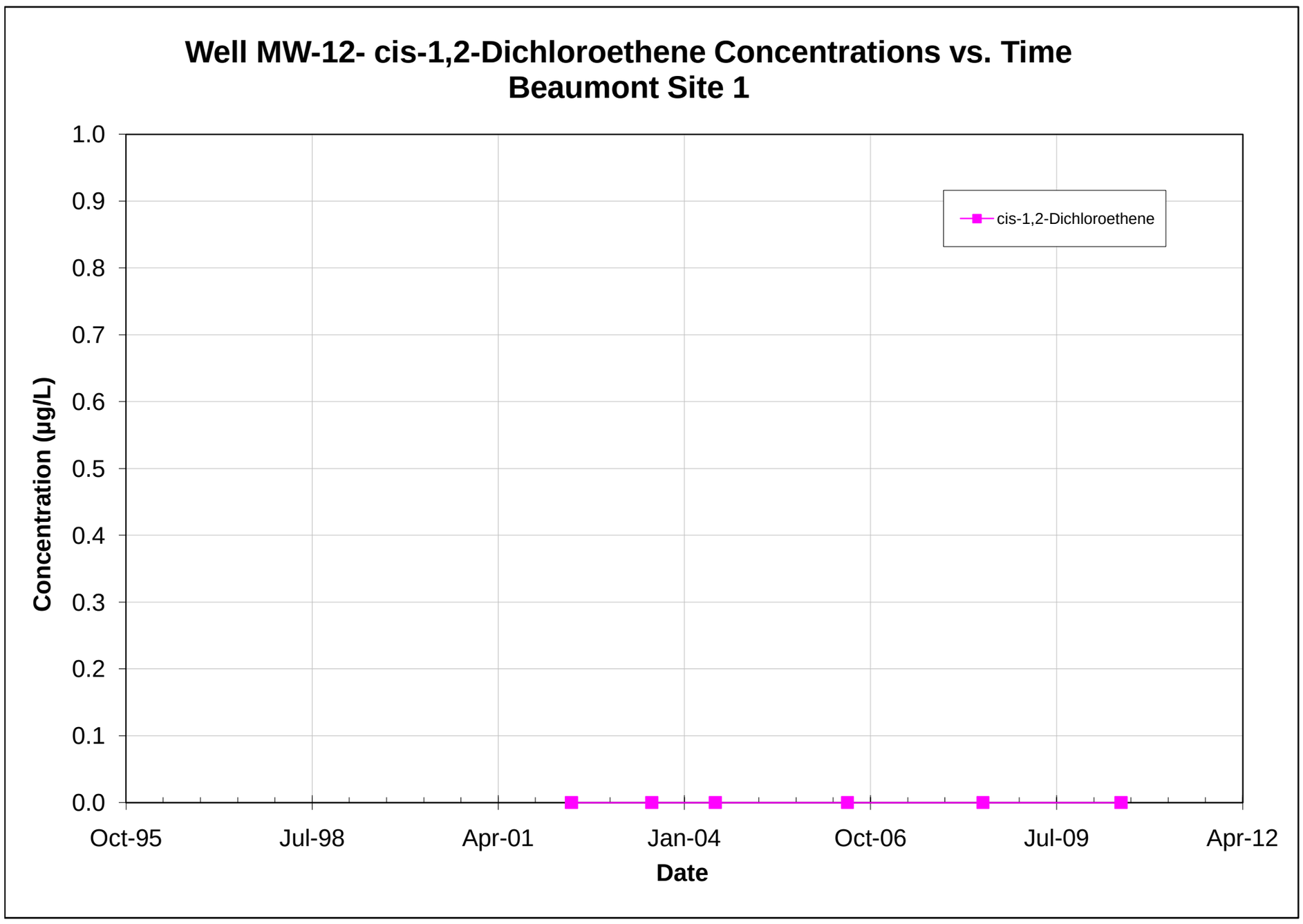

Note: All non-detections are set to zero for graphing purposes.

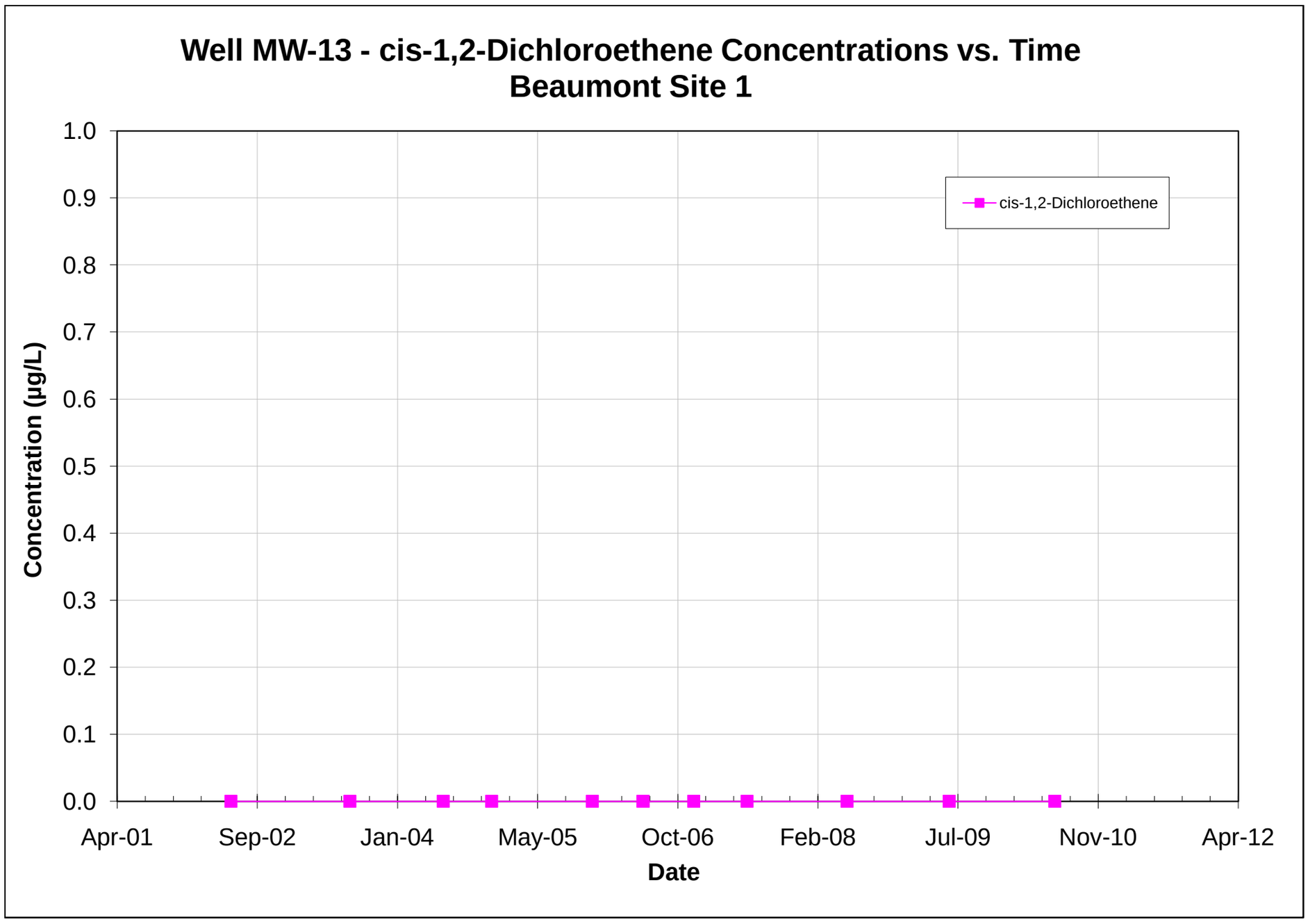

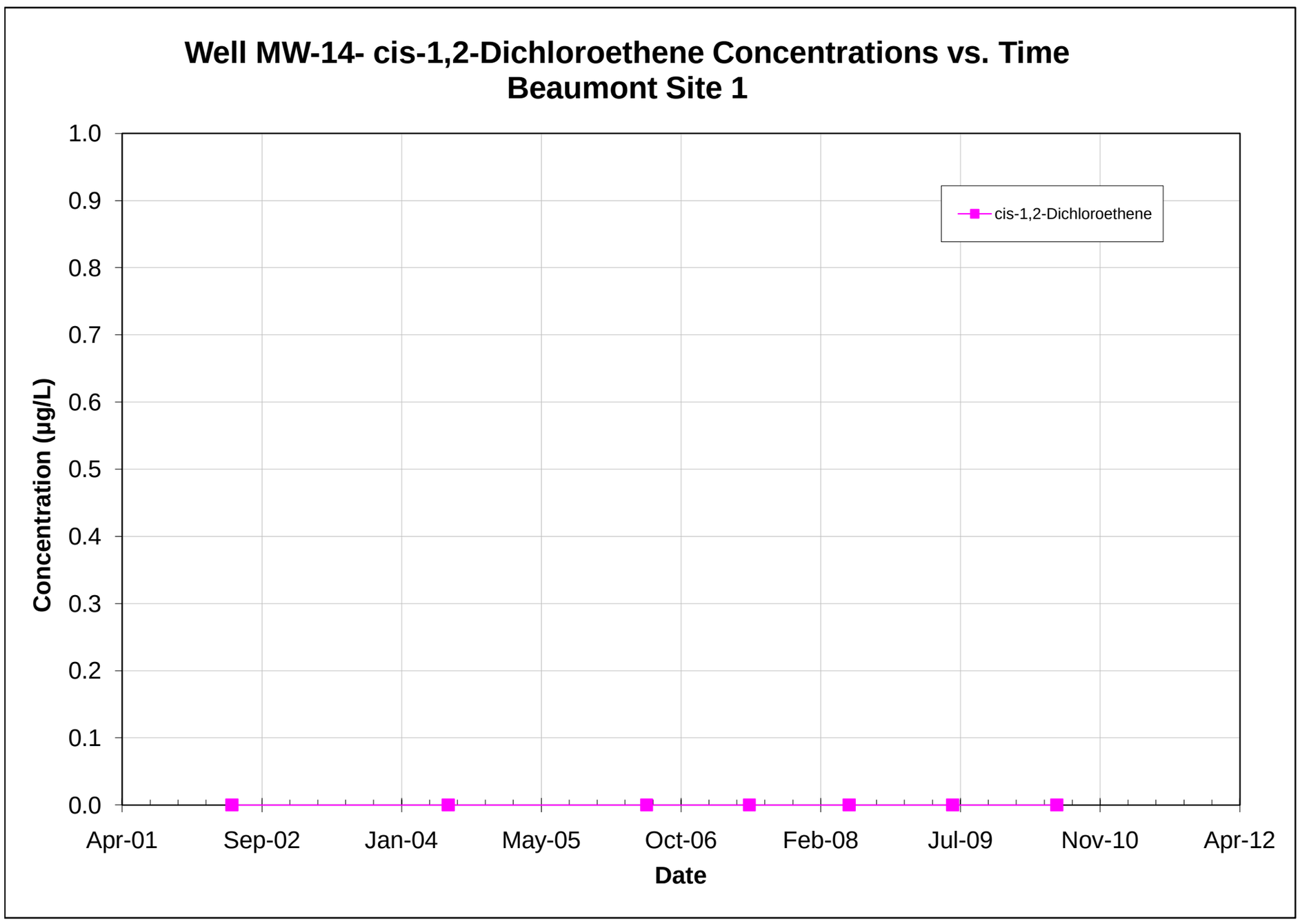

Note: All non-detections are set to zero for graphing purposes.

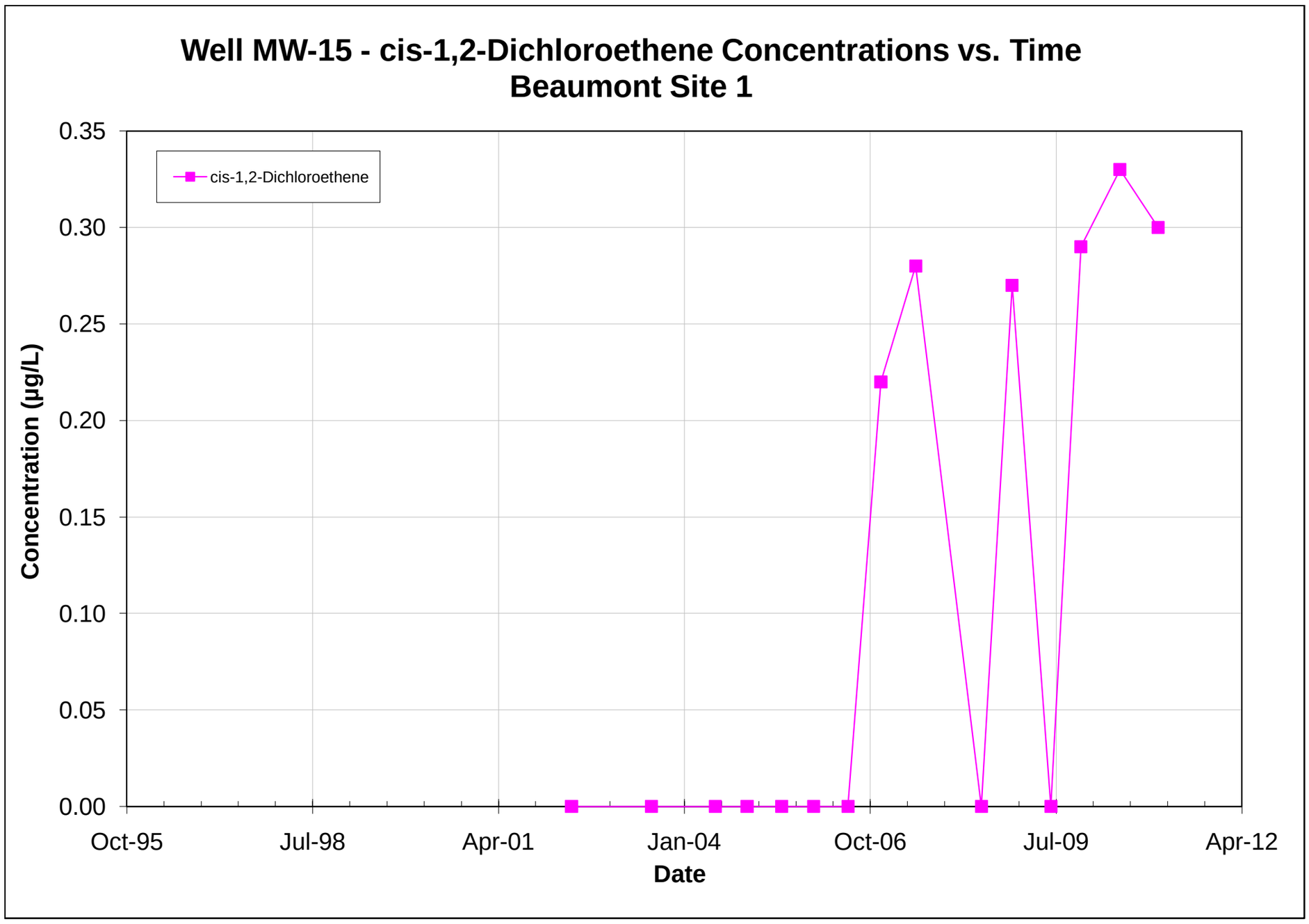

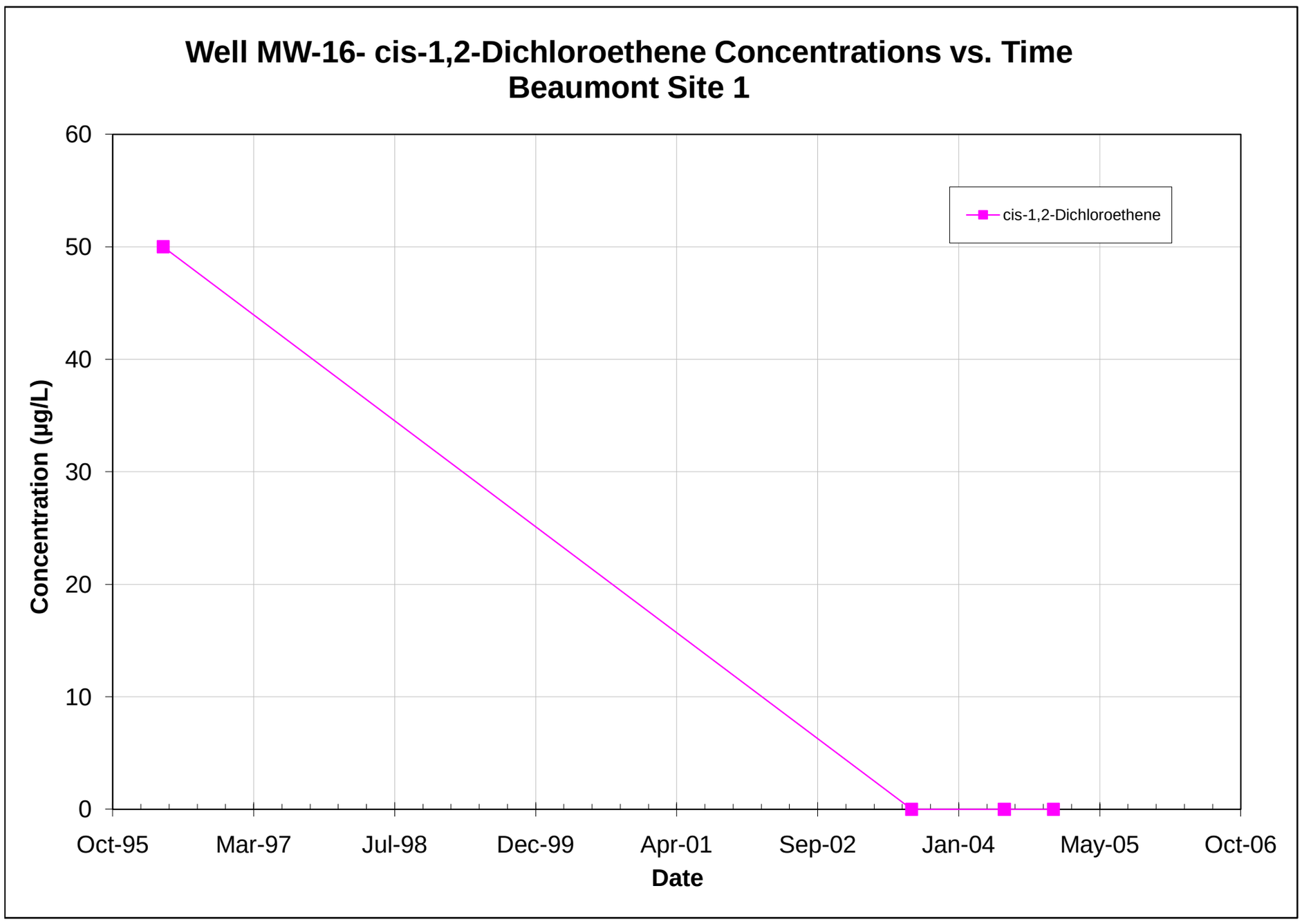

Note: All non-detections are set to zero for graphing purposes.

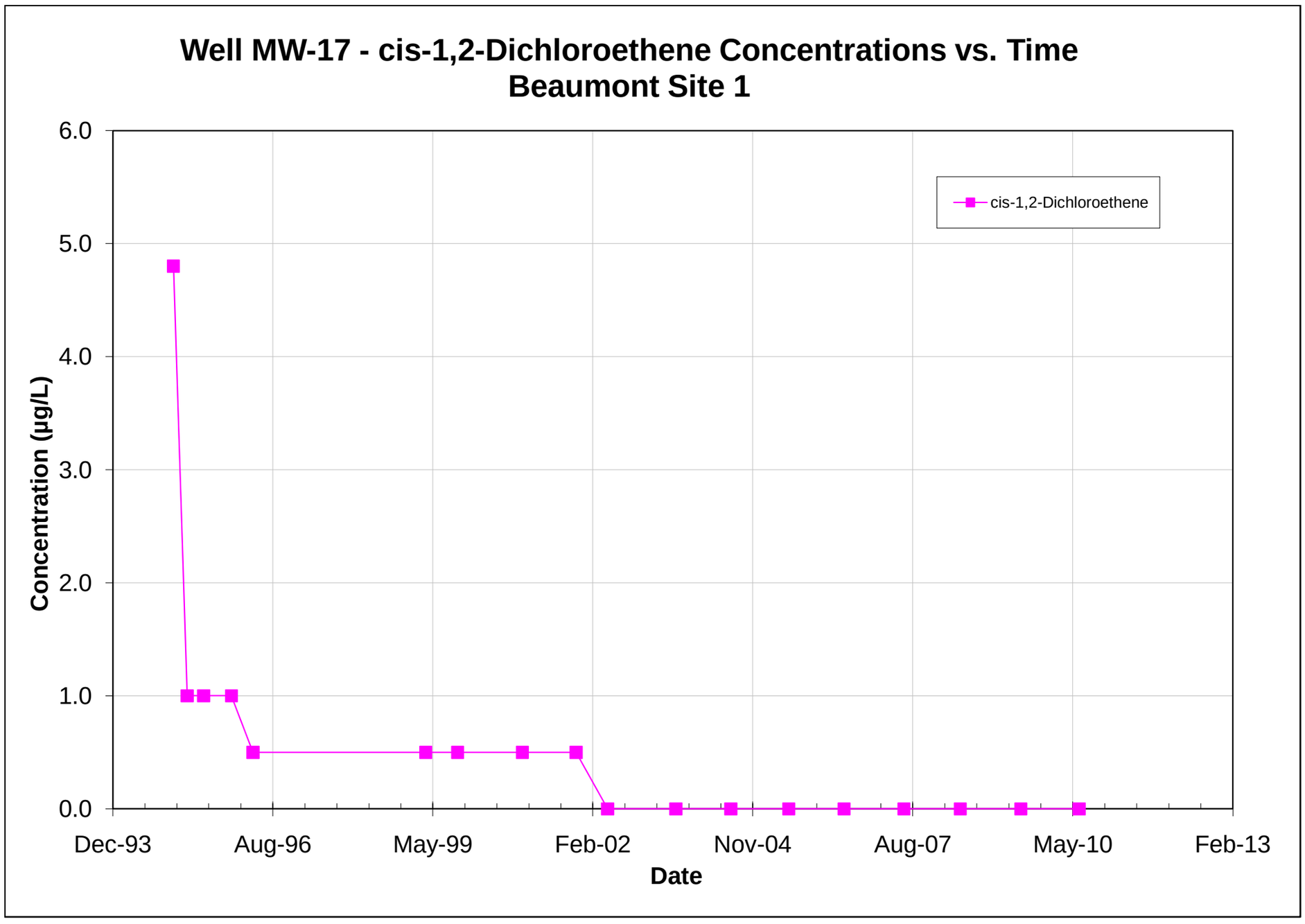

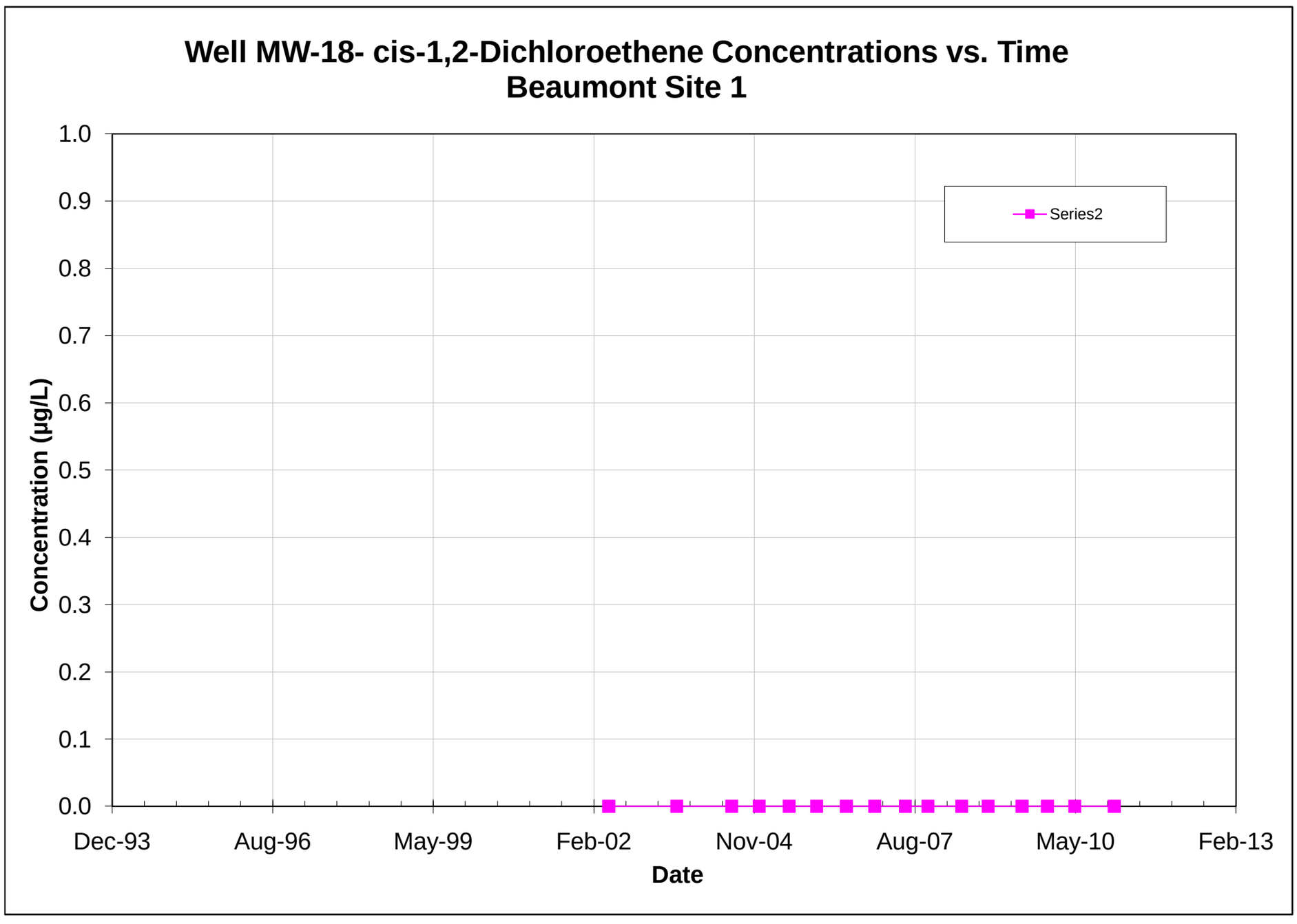

Note: All non-detections are set to zero for graphing purposes.

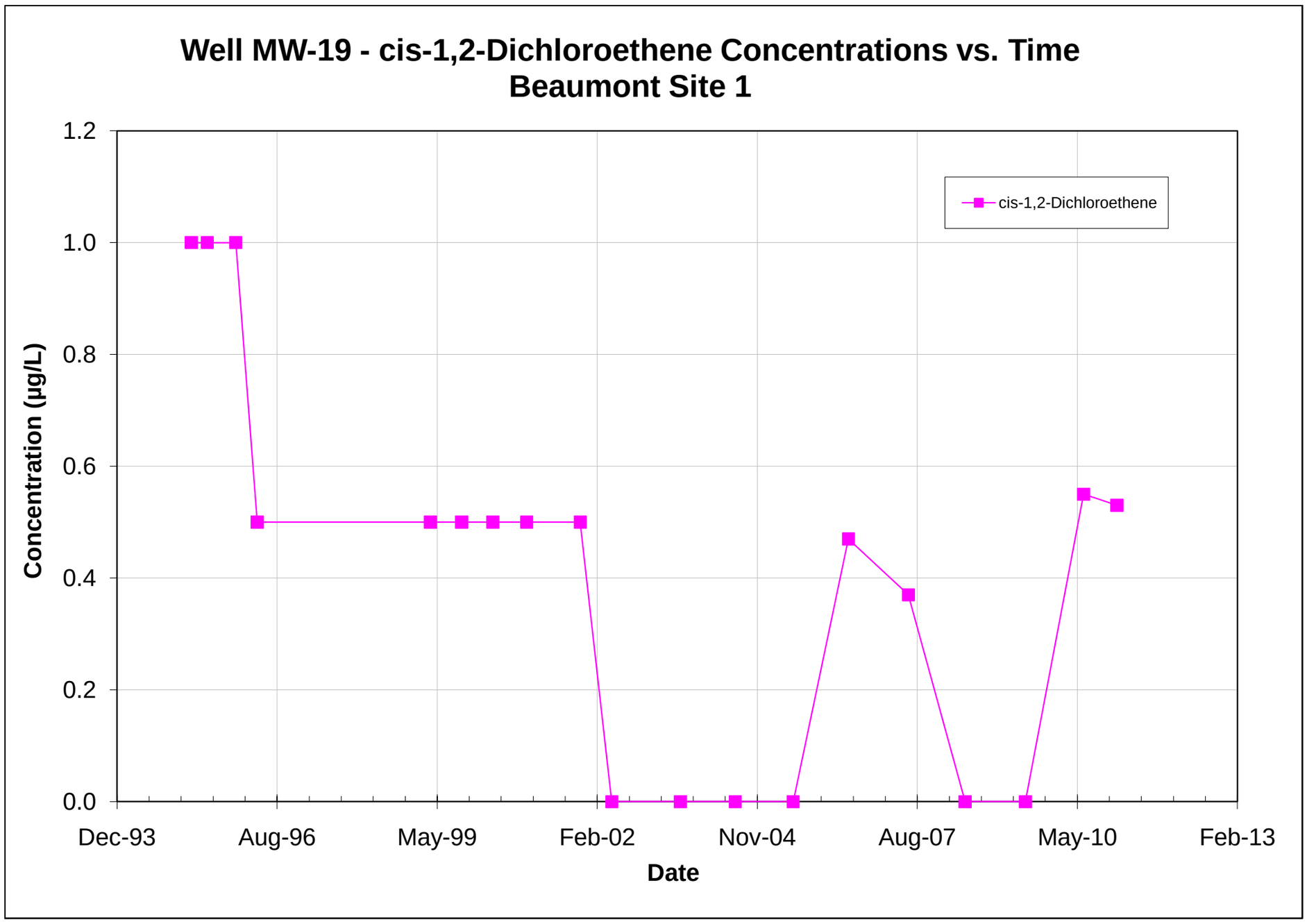

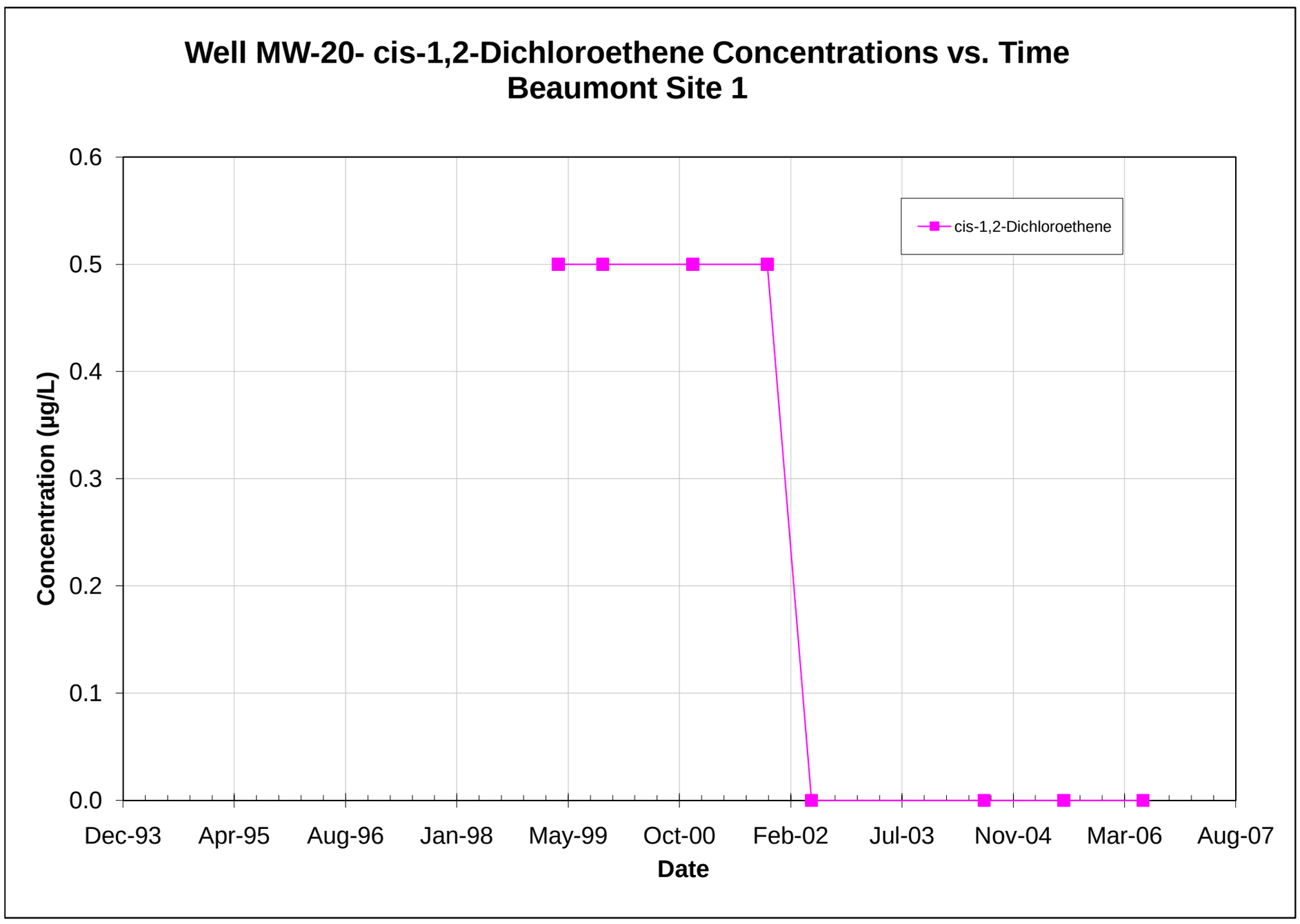

Note: All non-detections are set to zero for graphing purposes.

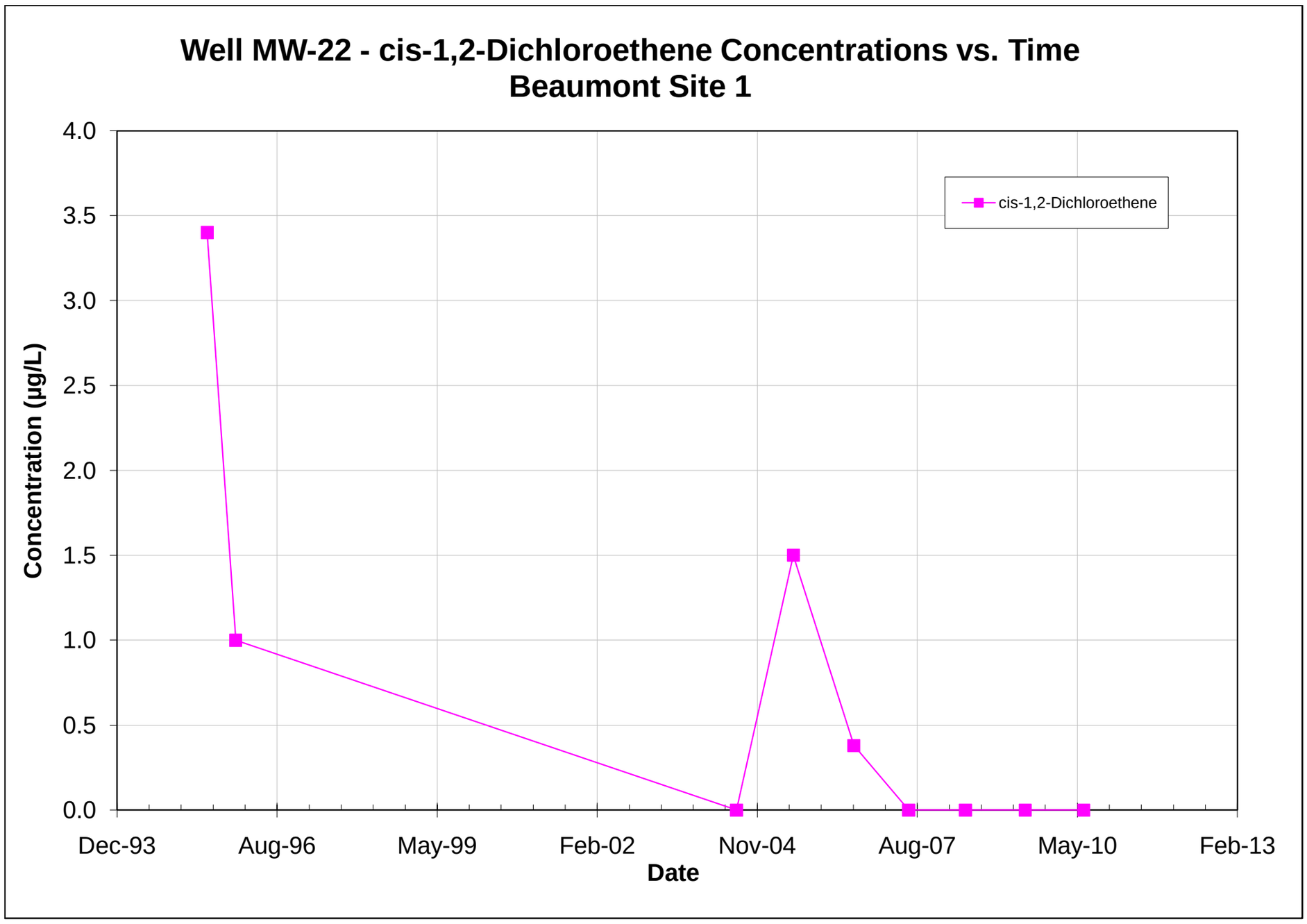

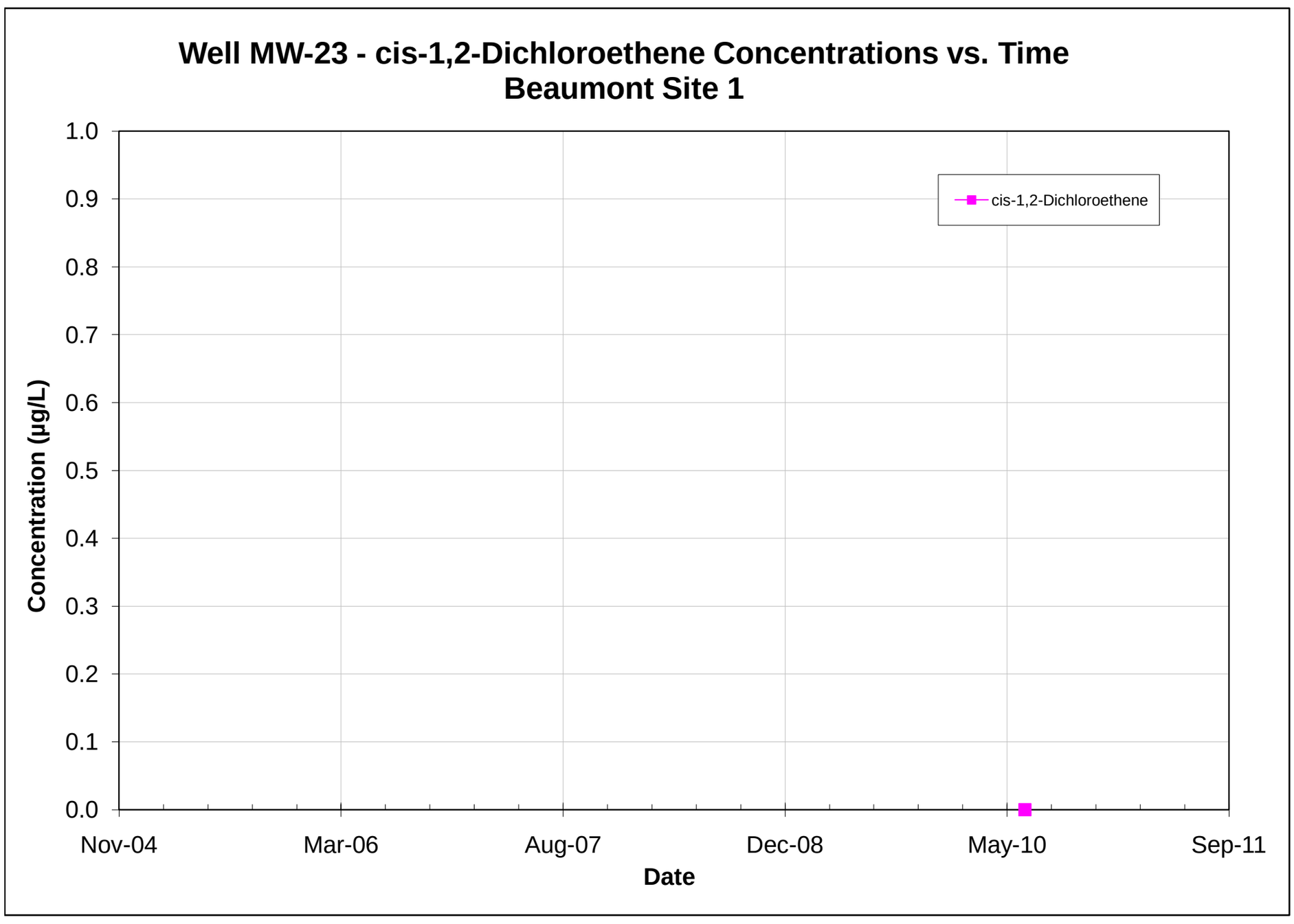

Note: All non-detections are set to zero for graphing purposes.

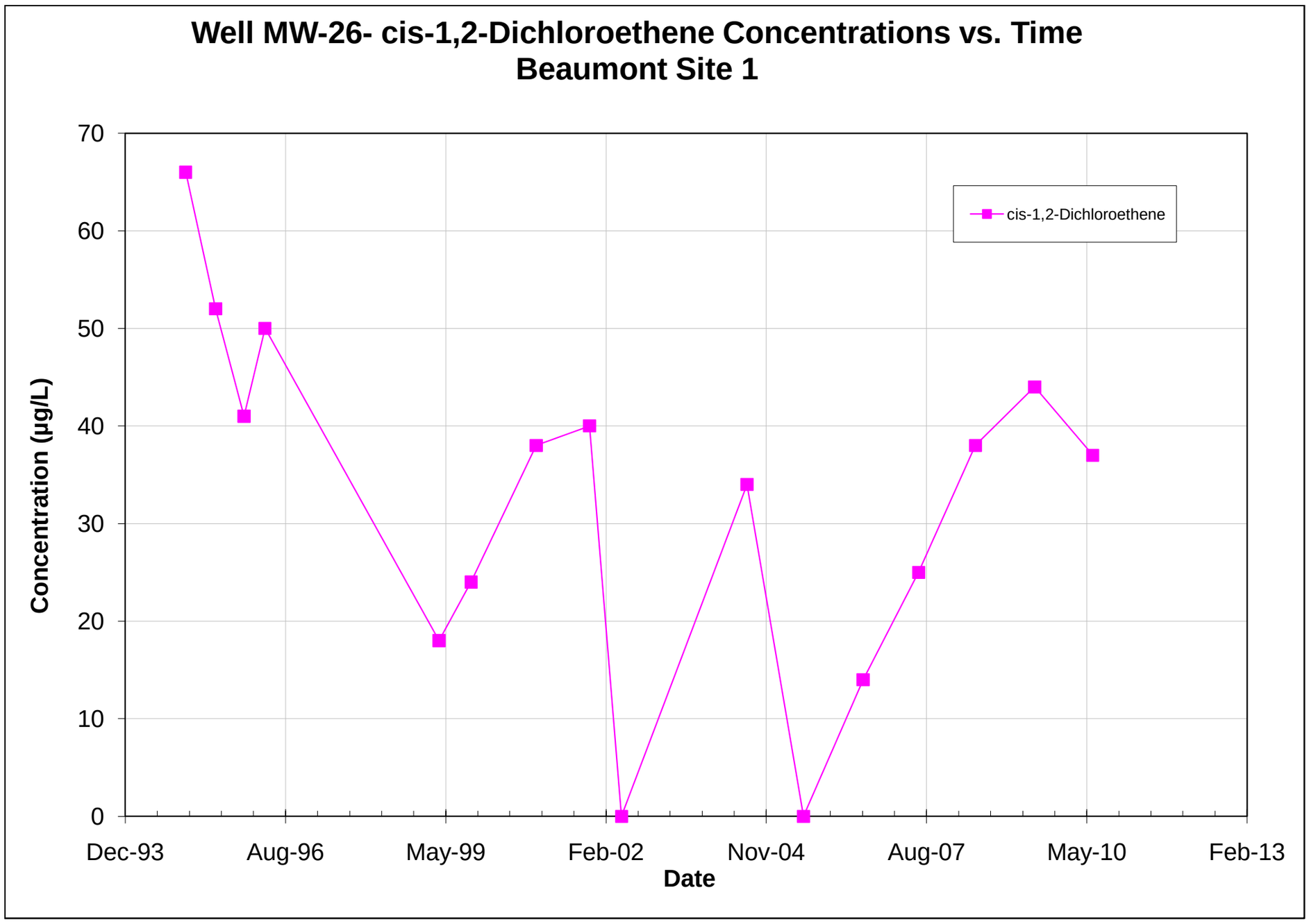

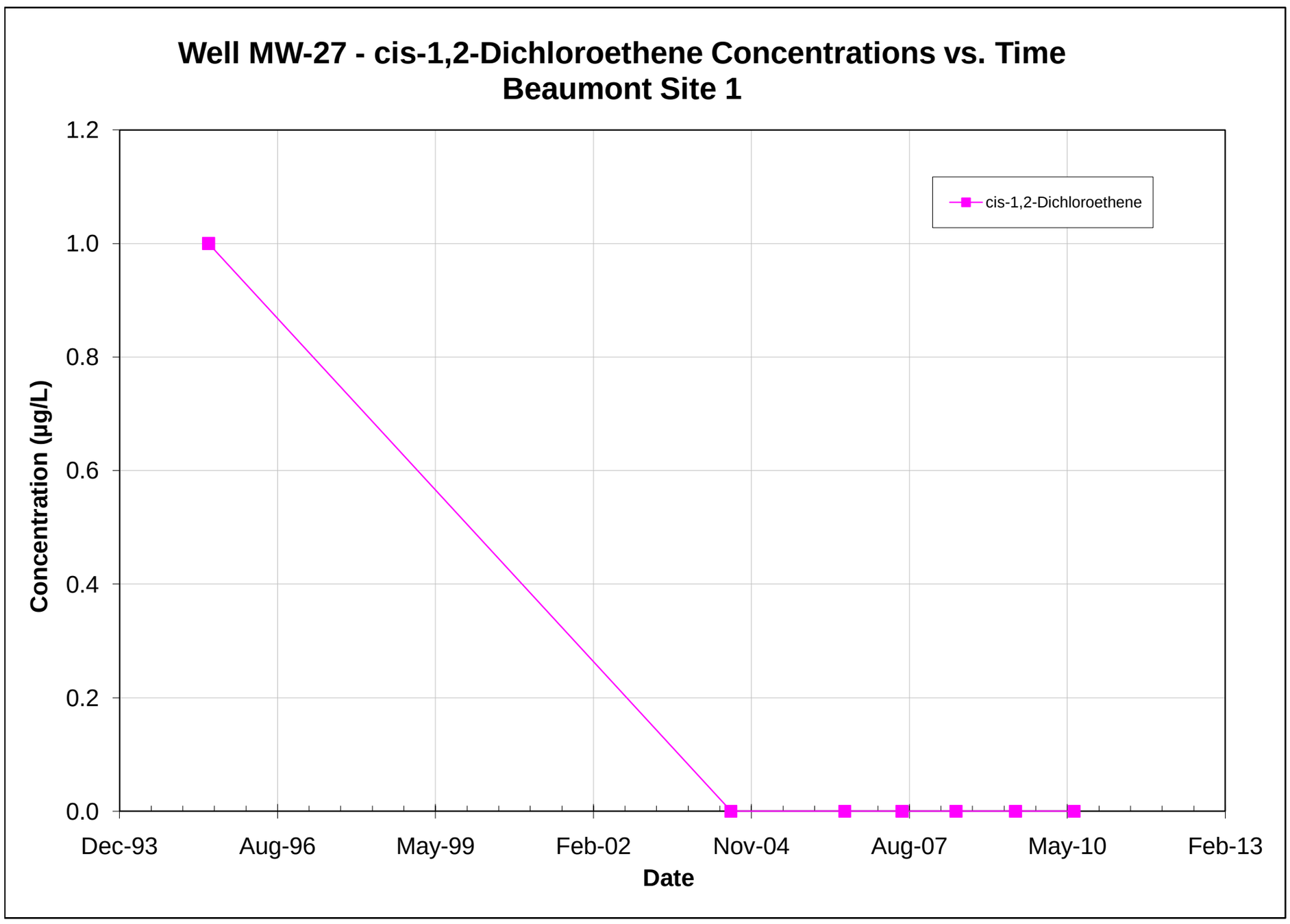

Note: All non-detections are set to zero for graphing purposes.

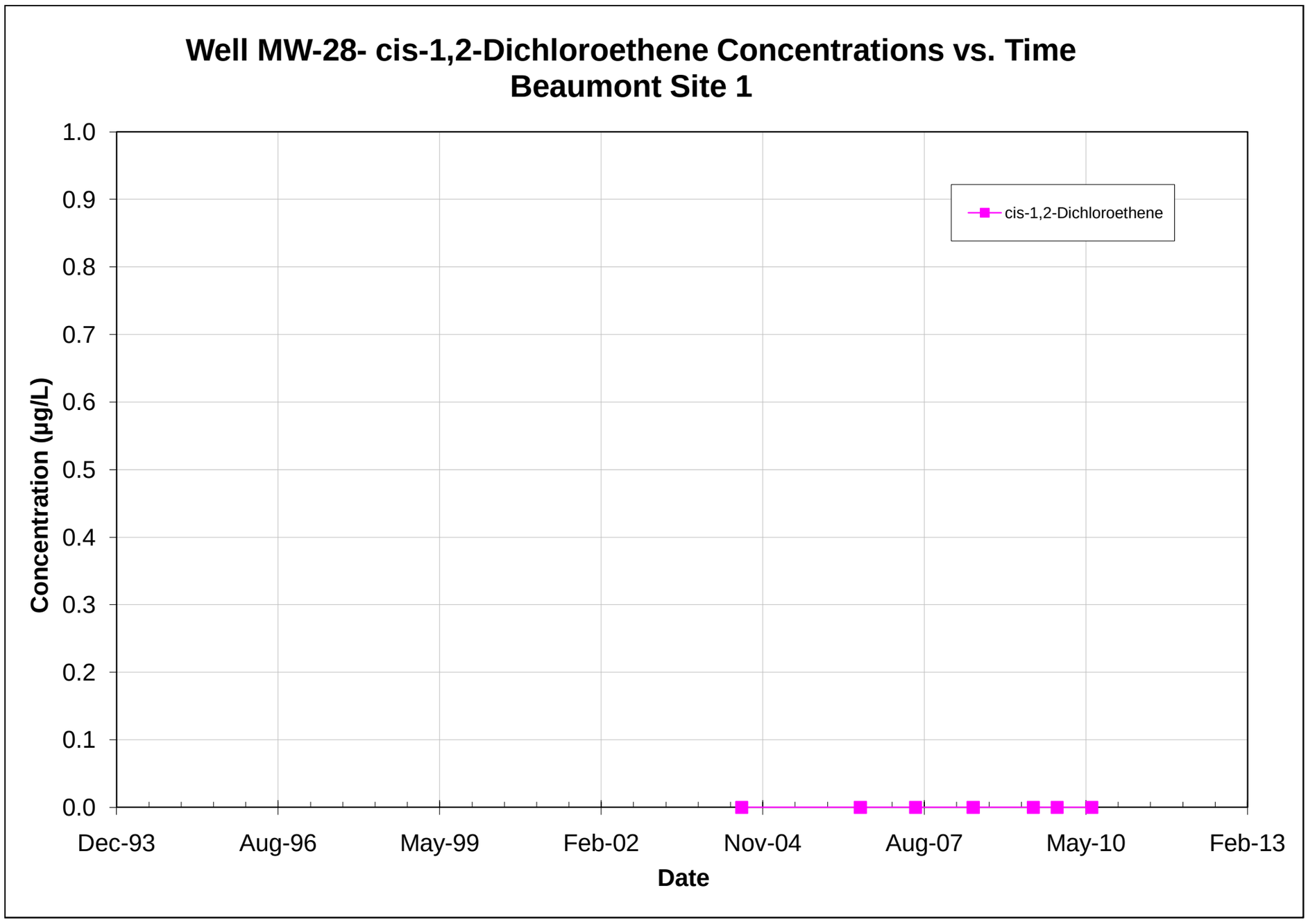

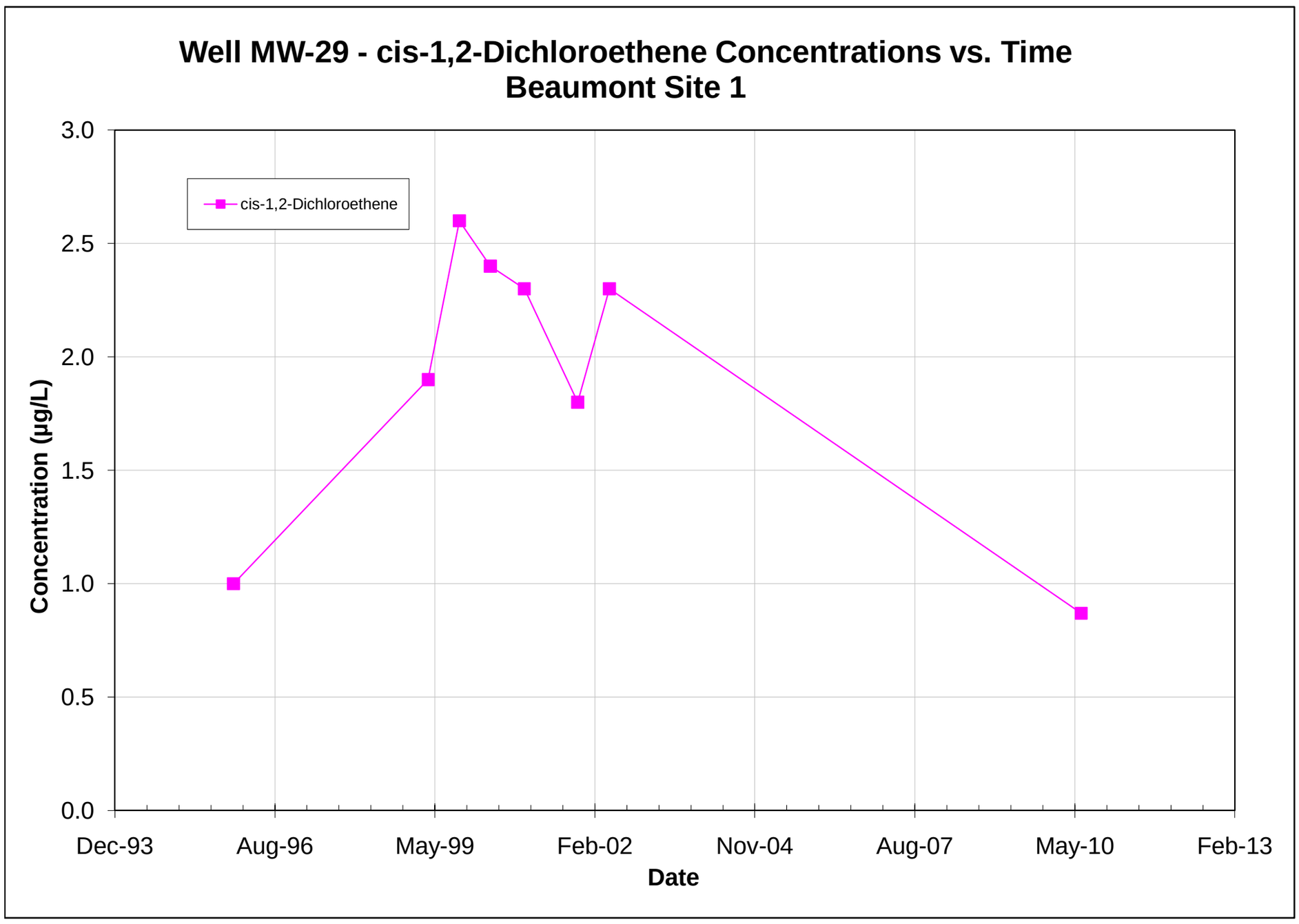

Note: All non-detections are set to zero for graphing purposes.

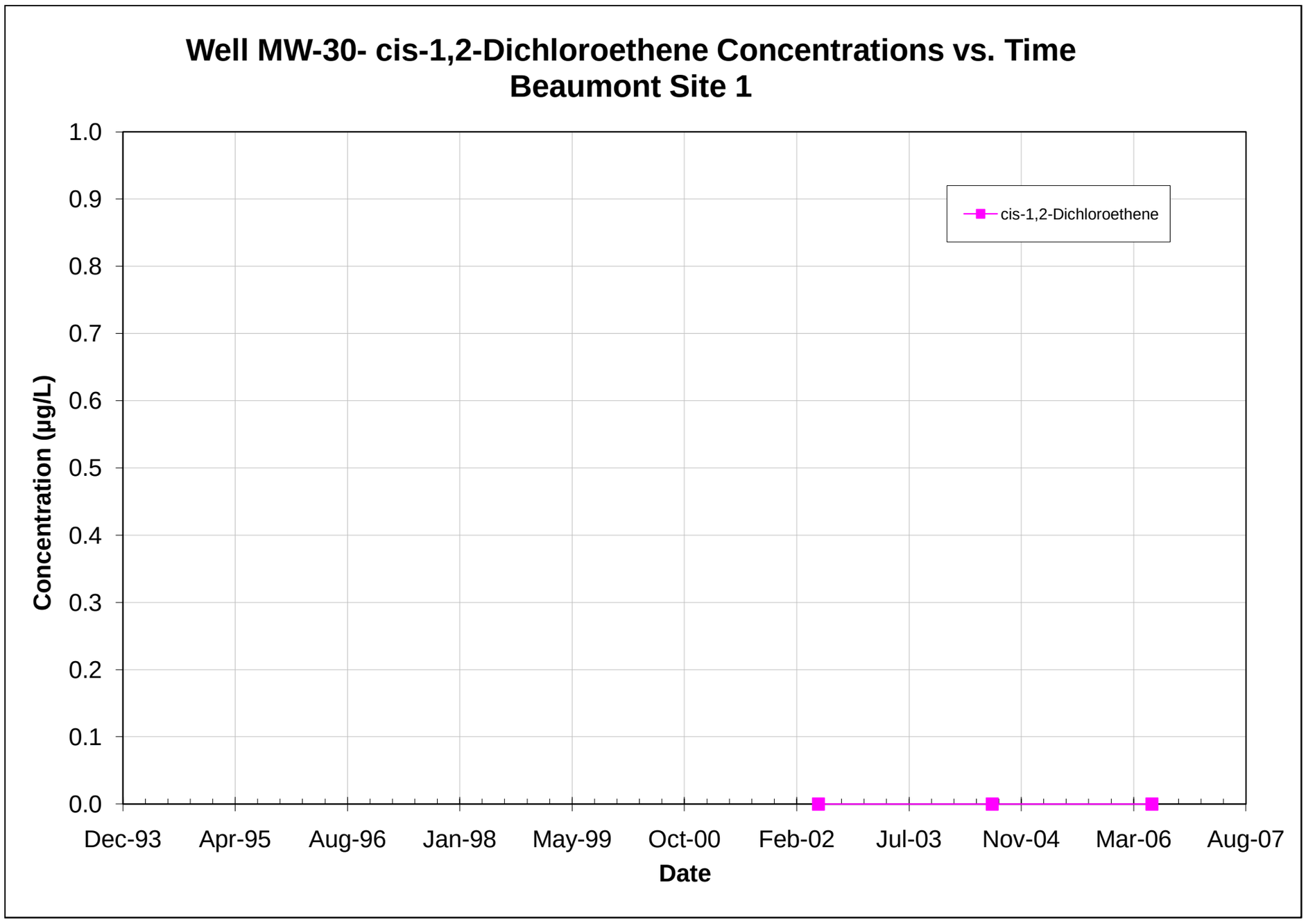

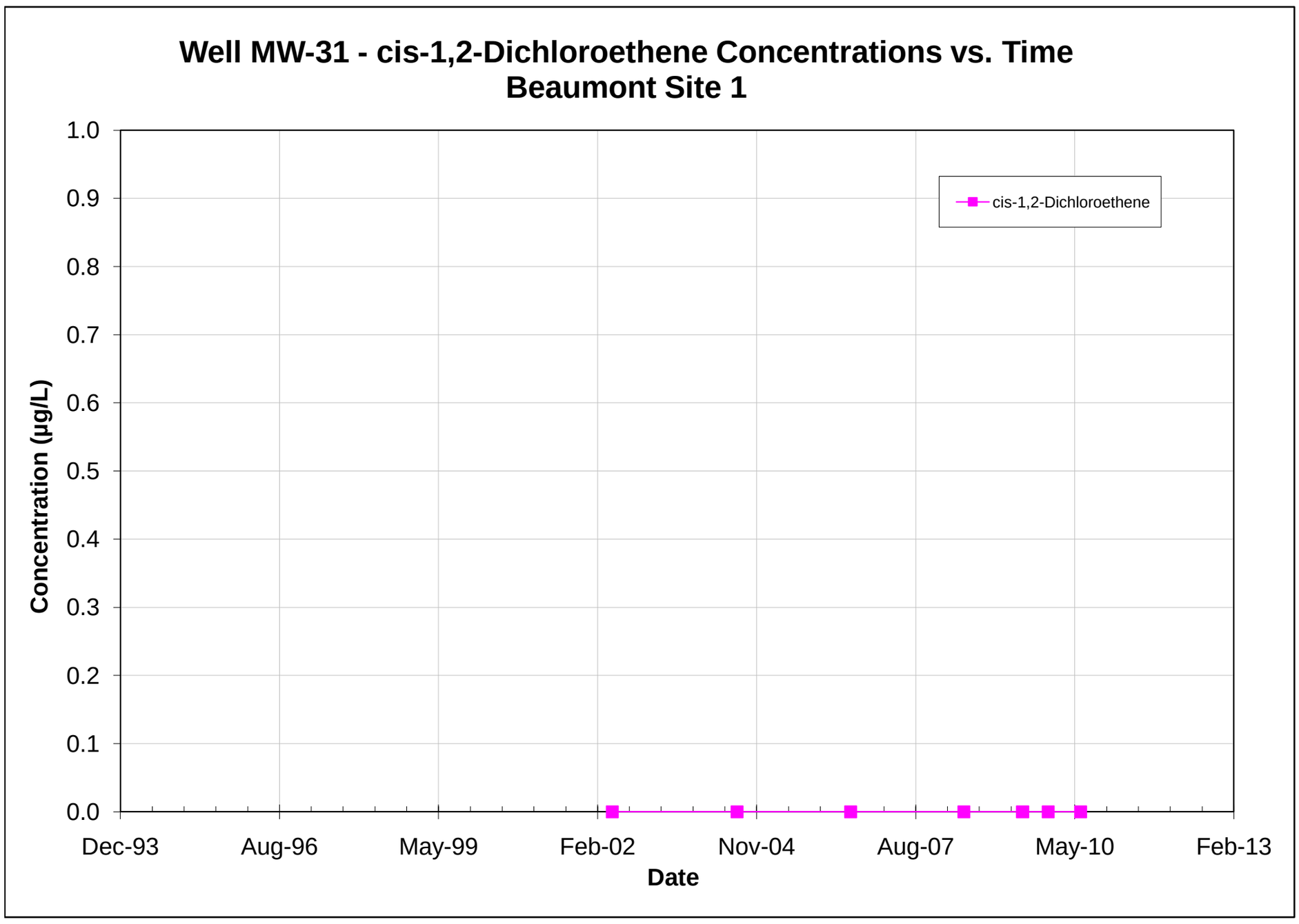

Note: All non-detections are set to zero for graphing purposes.

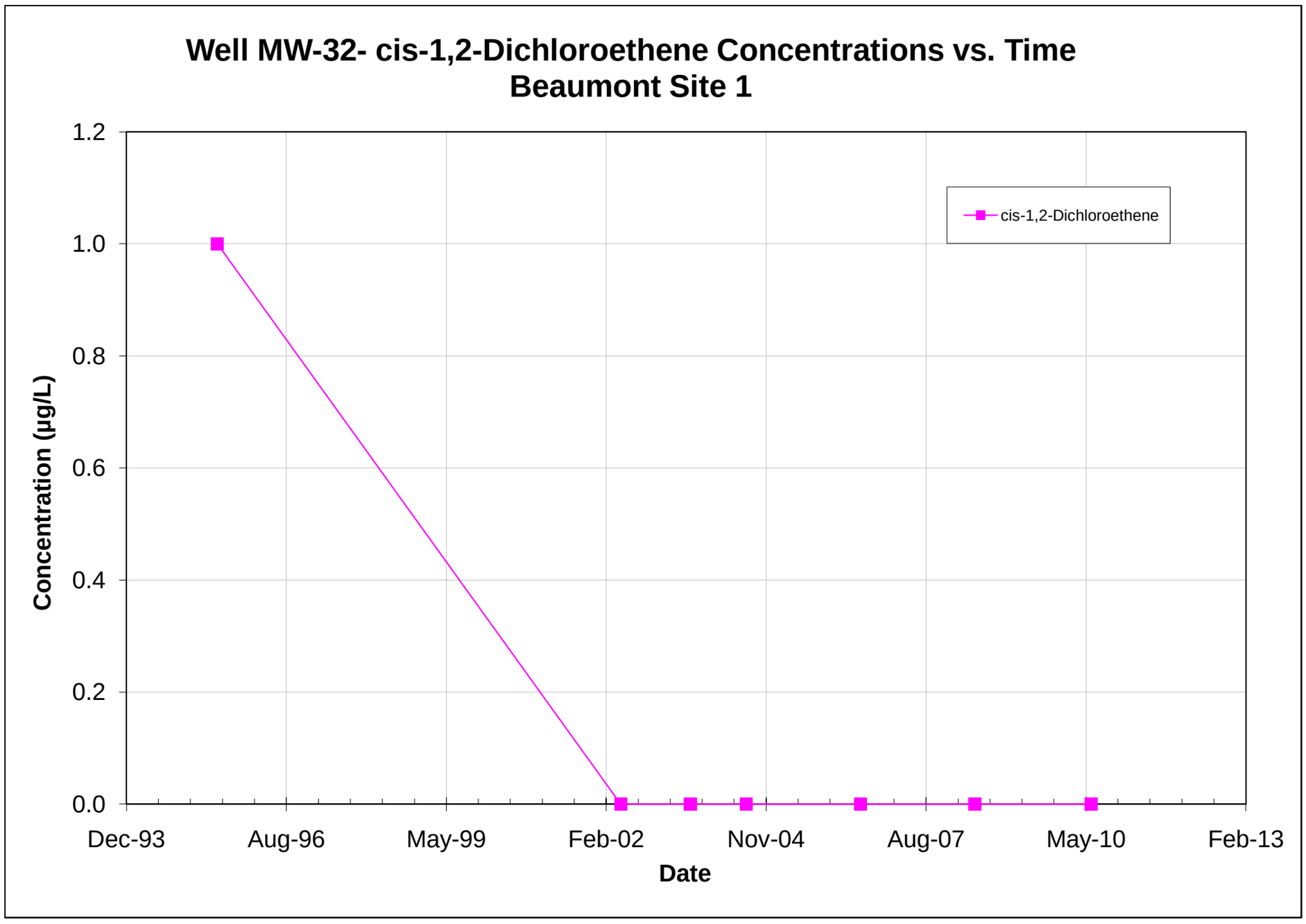

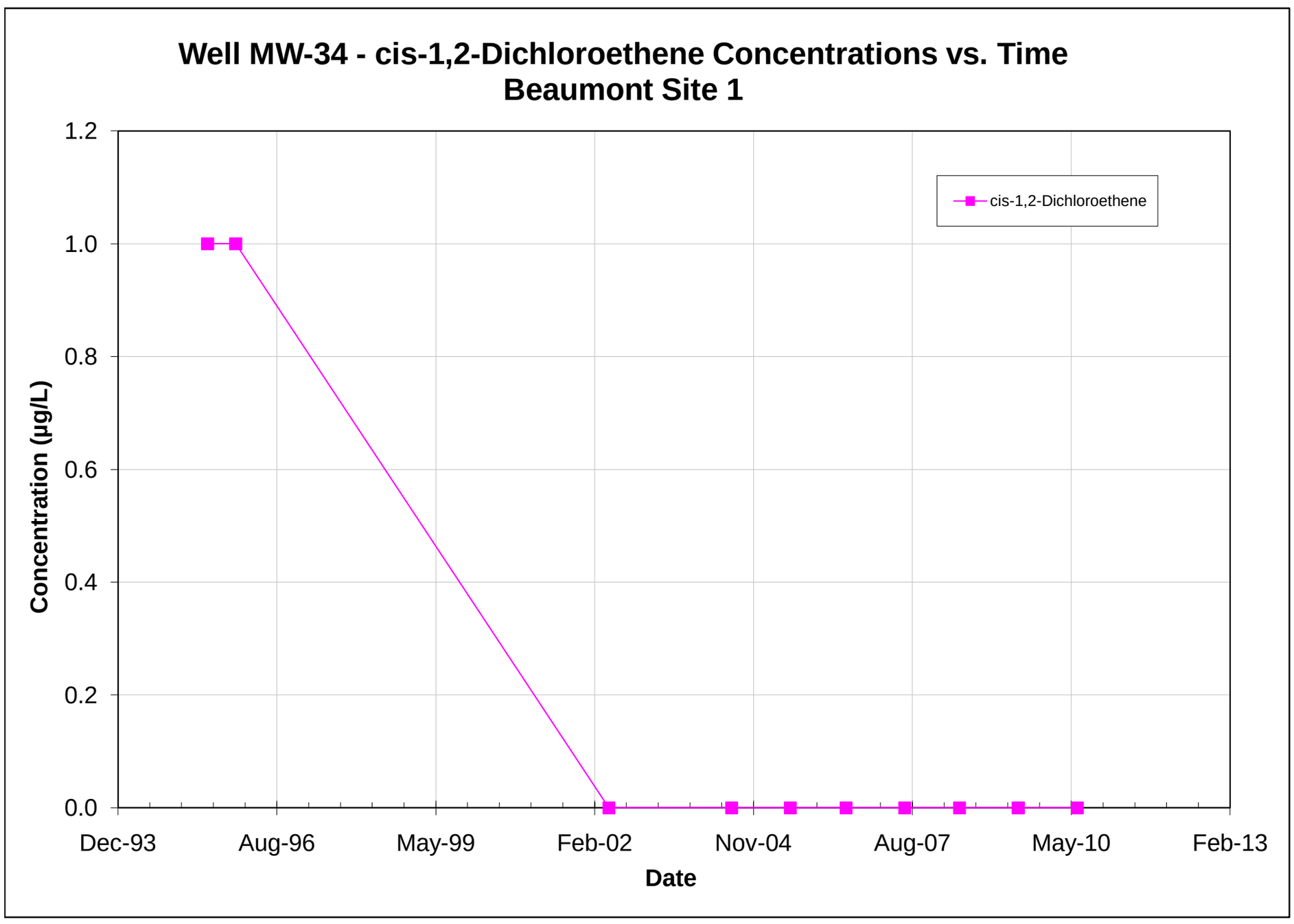

Note: All non-detections are set to zero for graphing purposes.

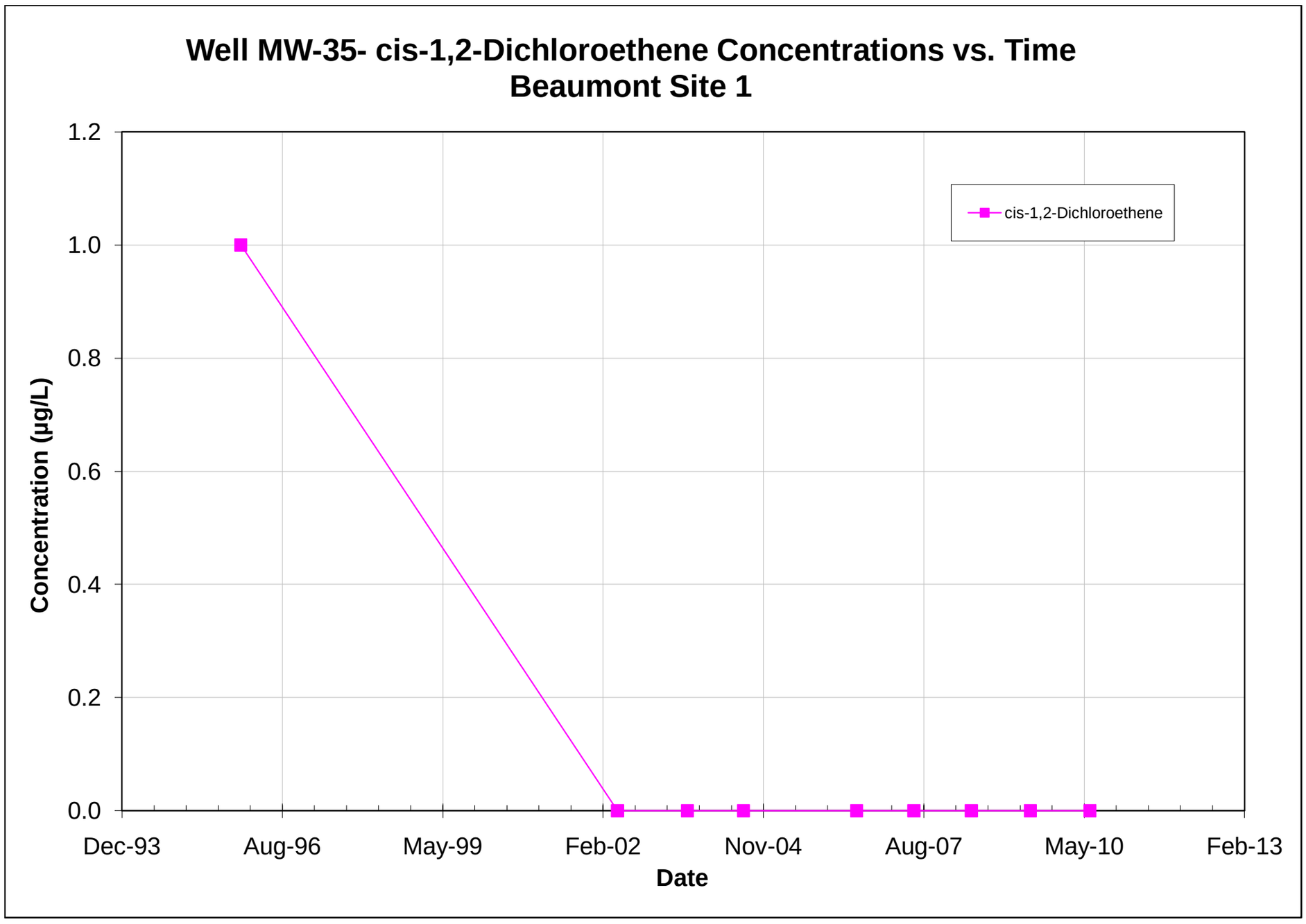

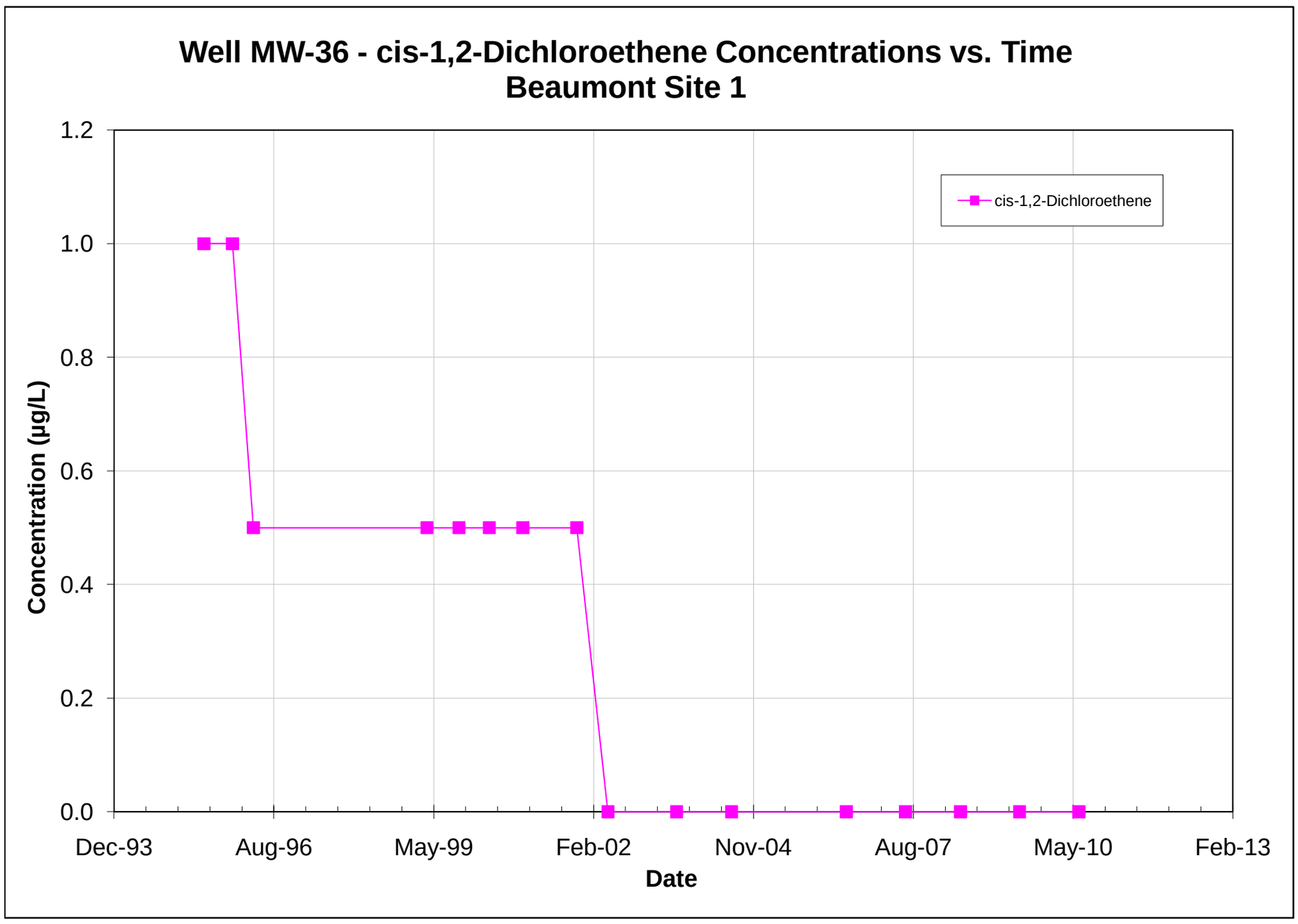

Note: All non-detections are set to zero for graphing purposes.

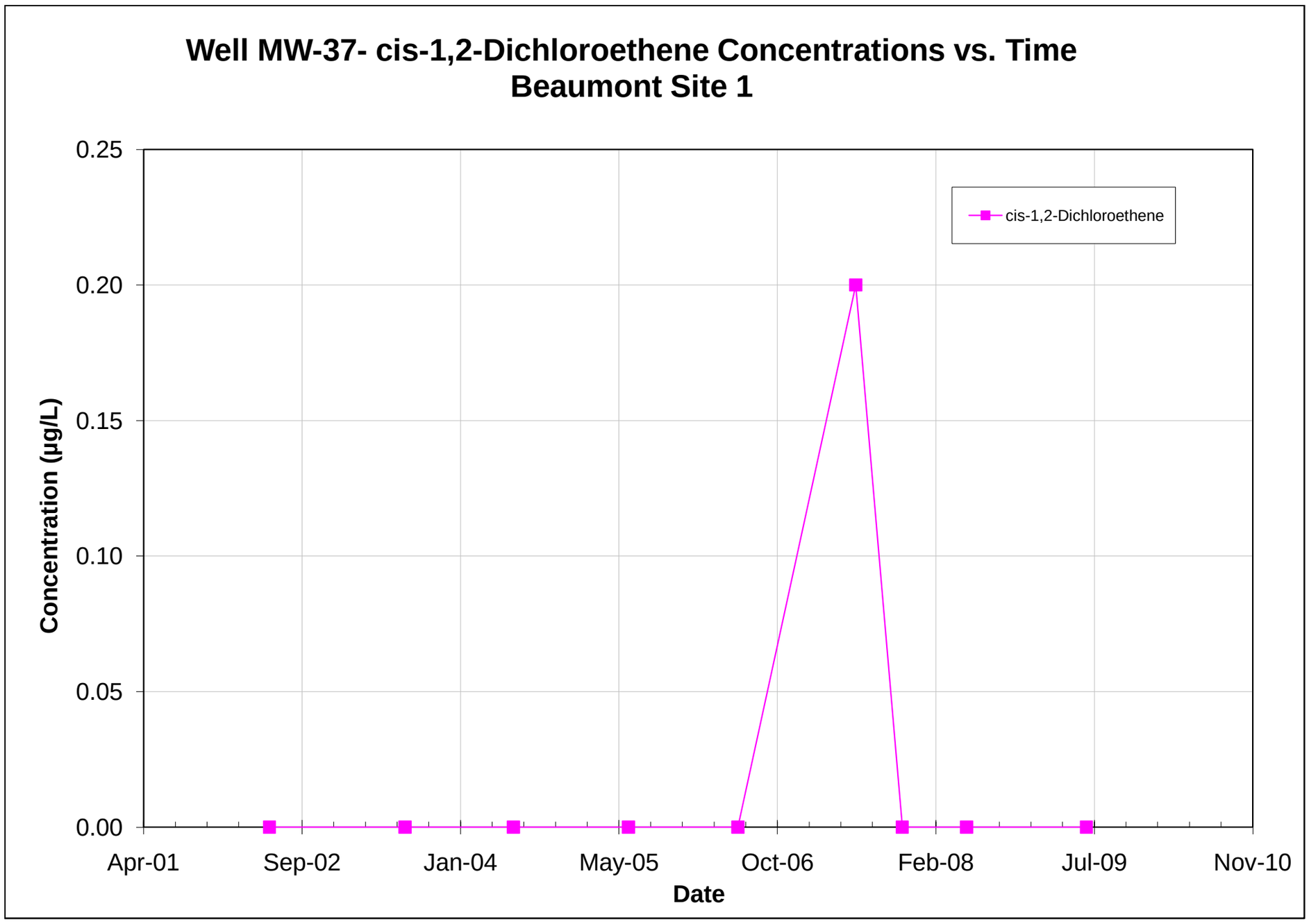

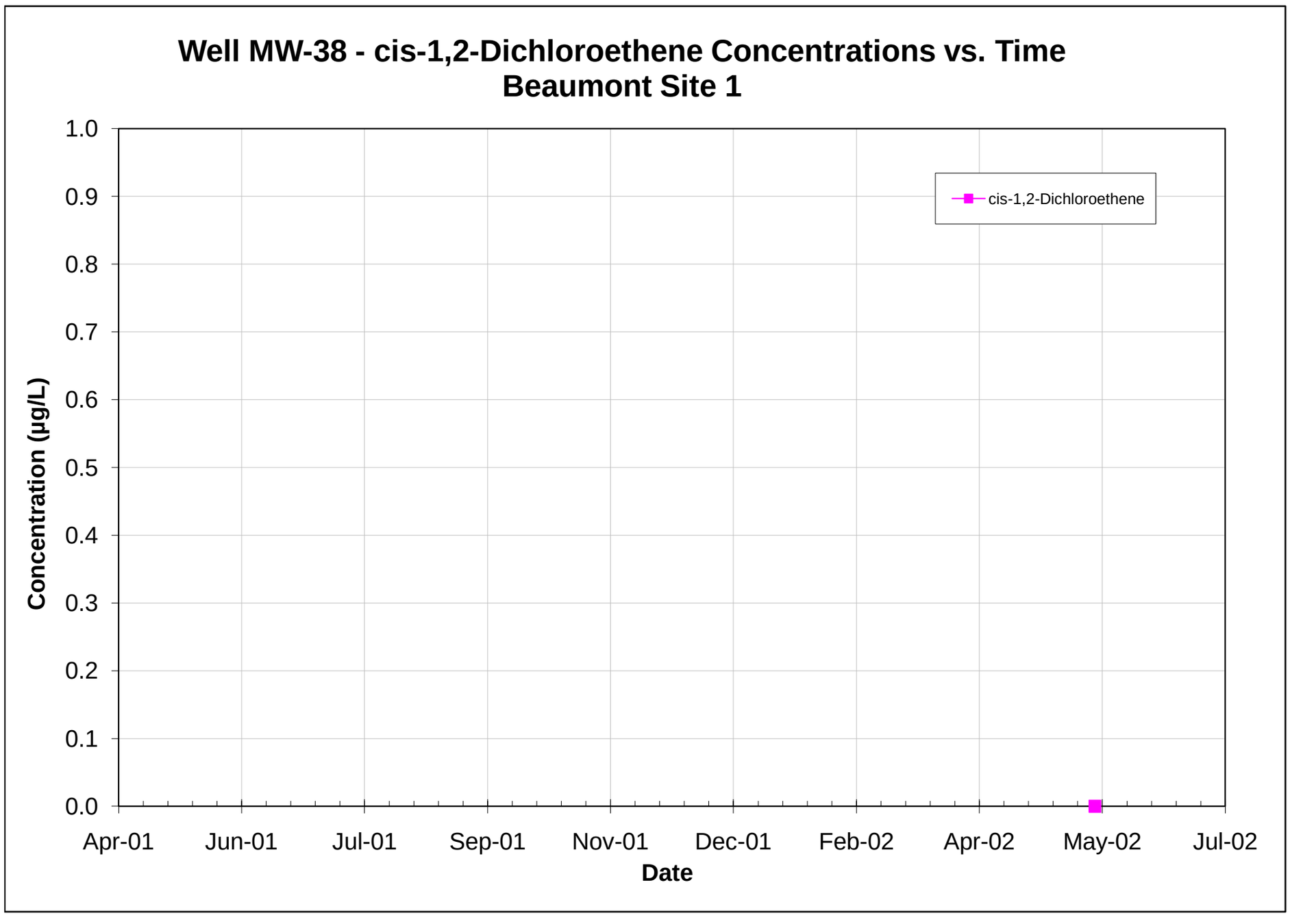

Note: All non-detections are set to zero for graphing purposes.

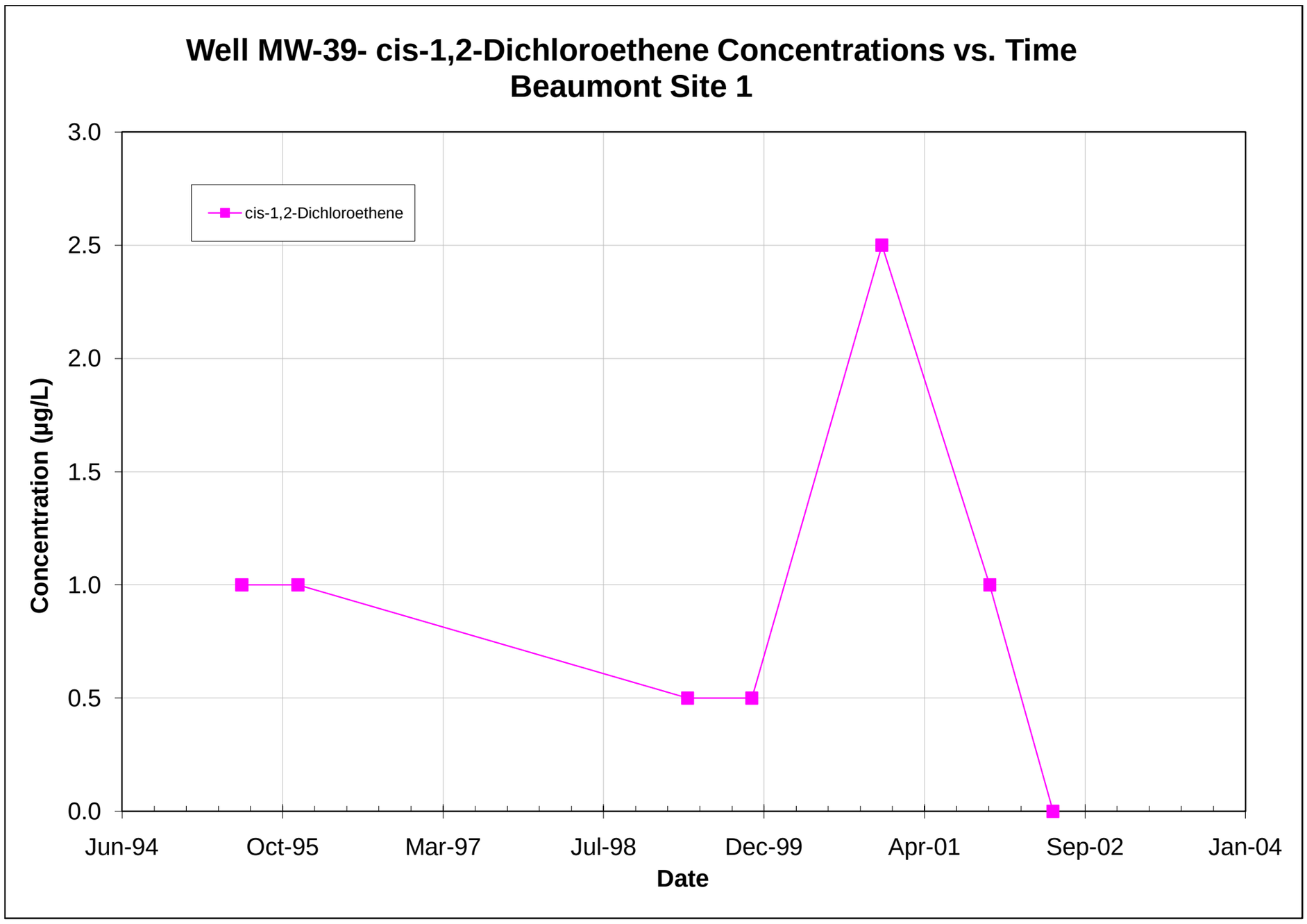

Note: All non-detections are set to zero for graphing purposes.

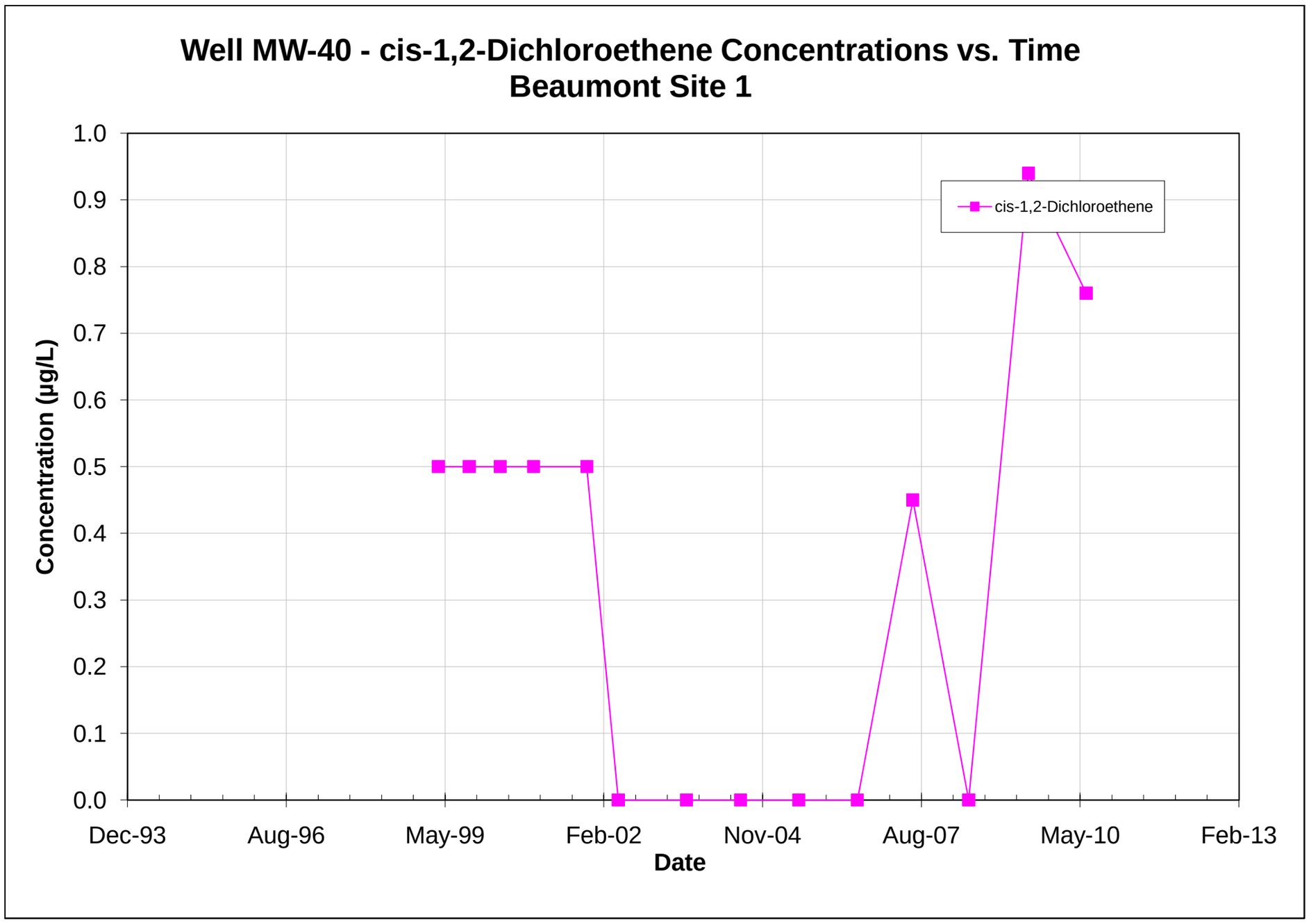

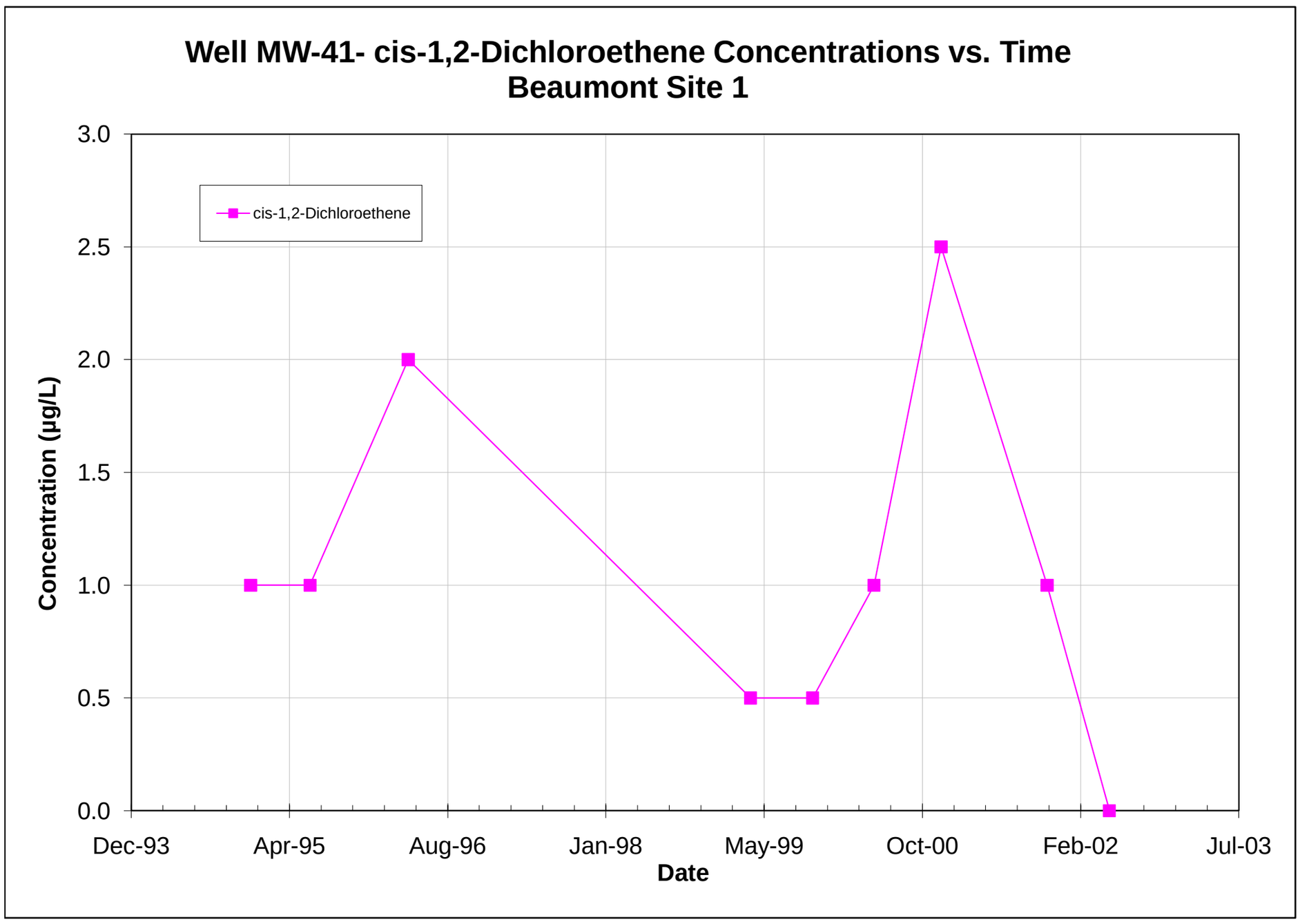

Note: All non-detections are set to zero for graphing purposes.

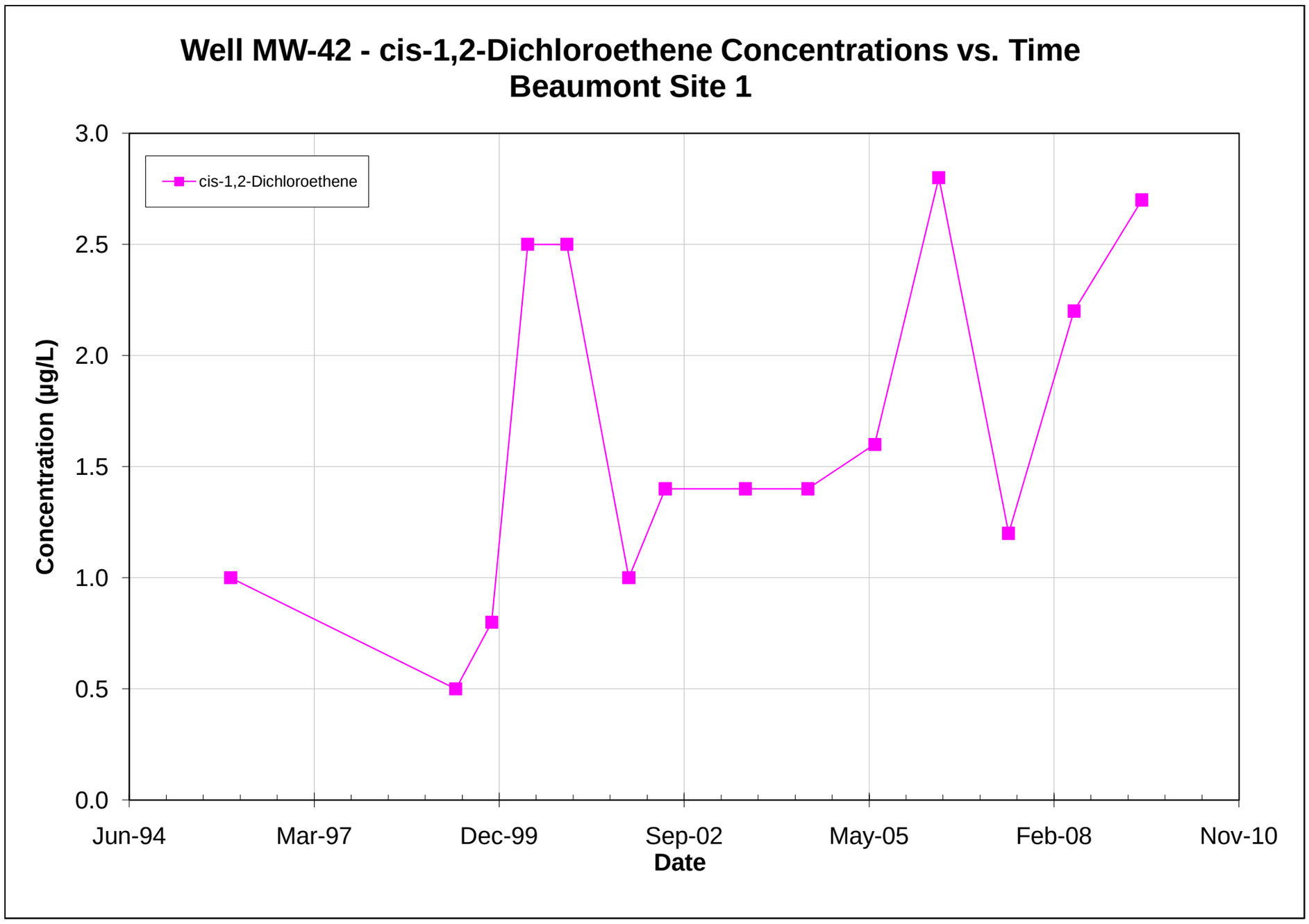

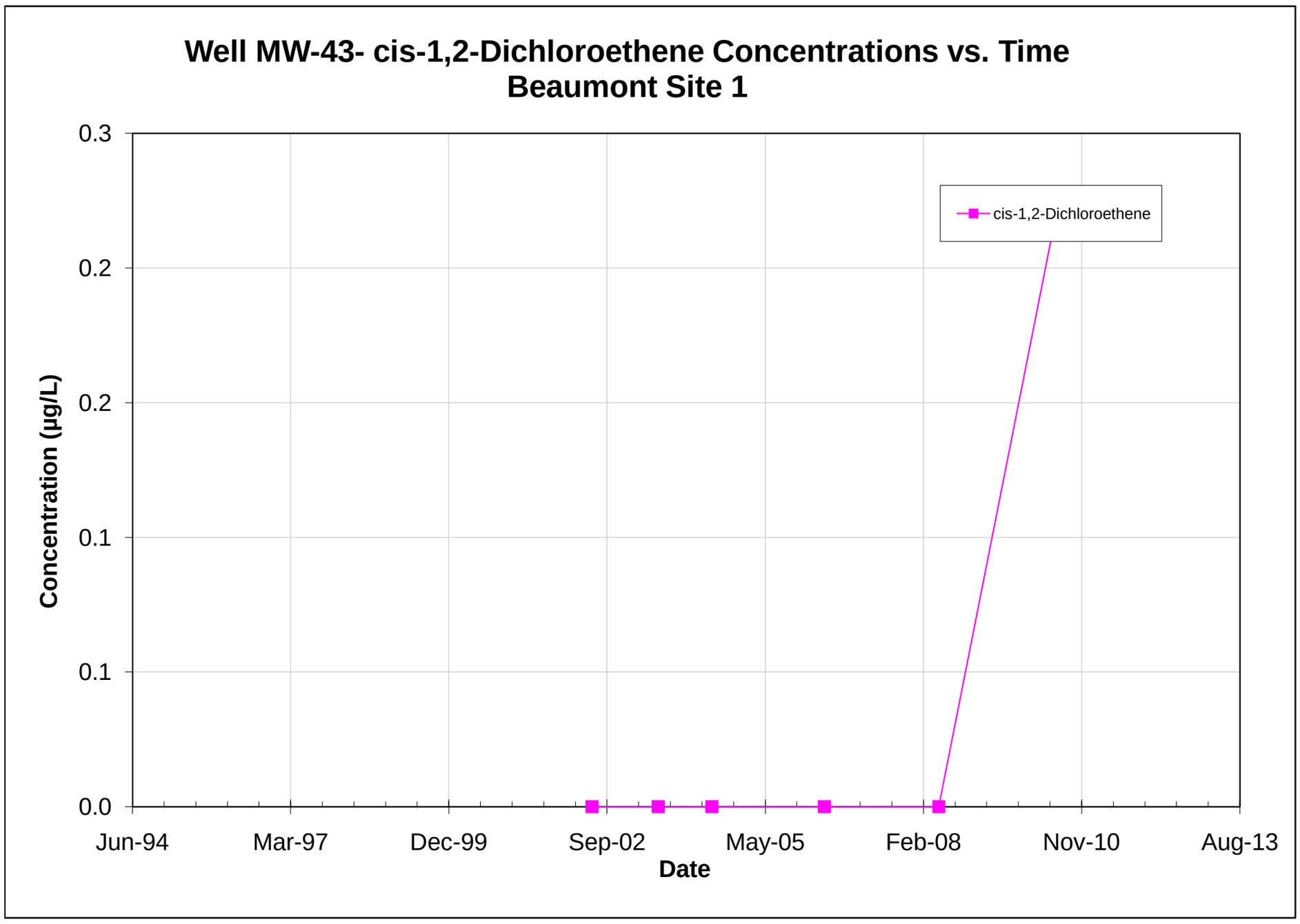

Note: All non-detections are set to zero for graphing purposes.

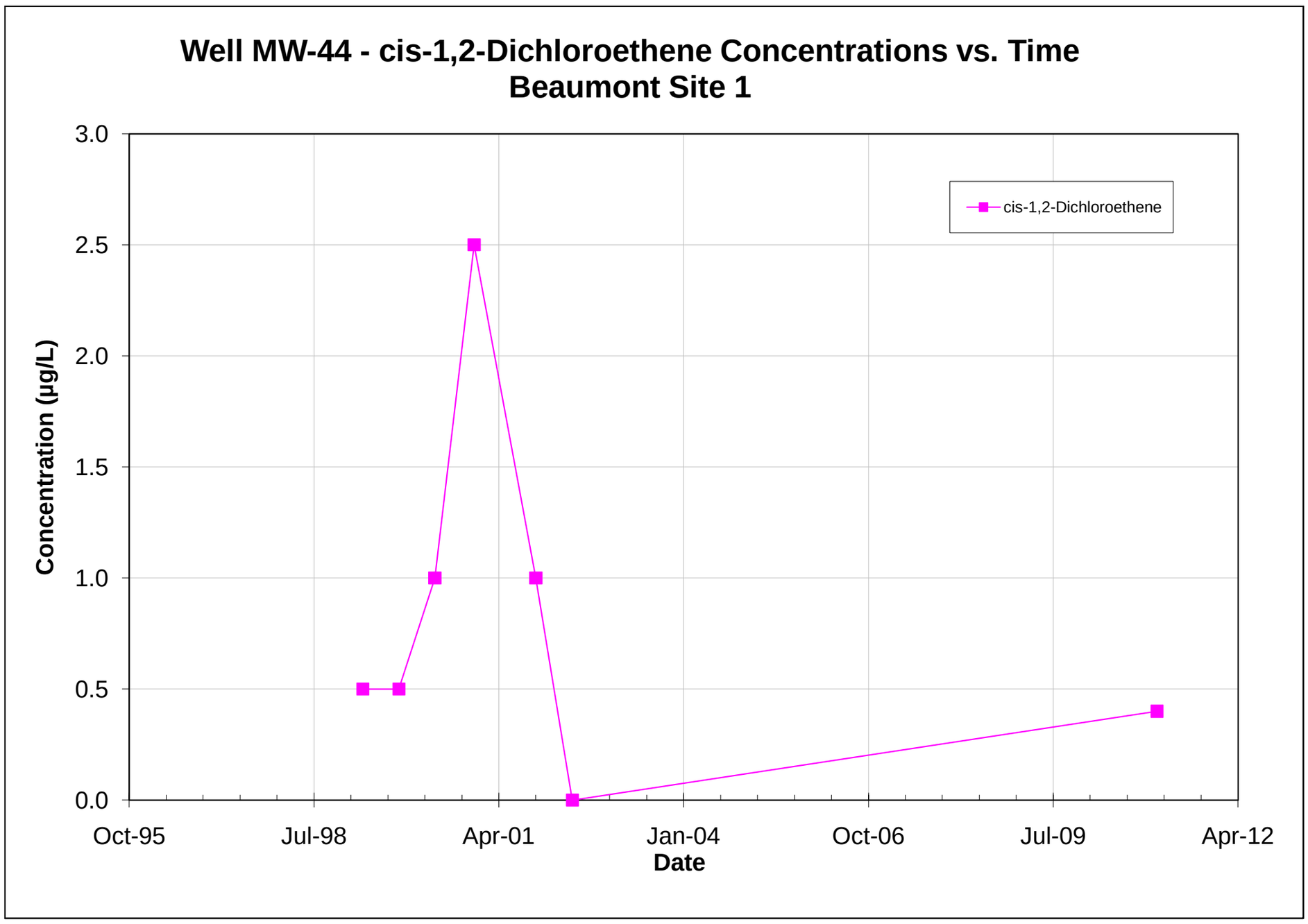

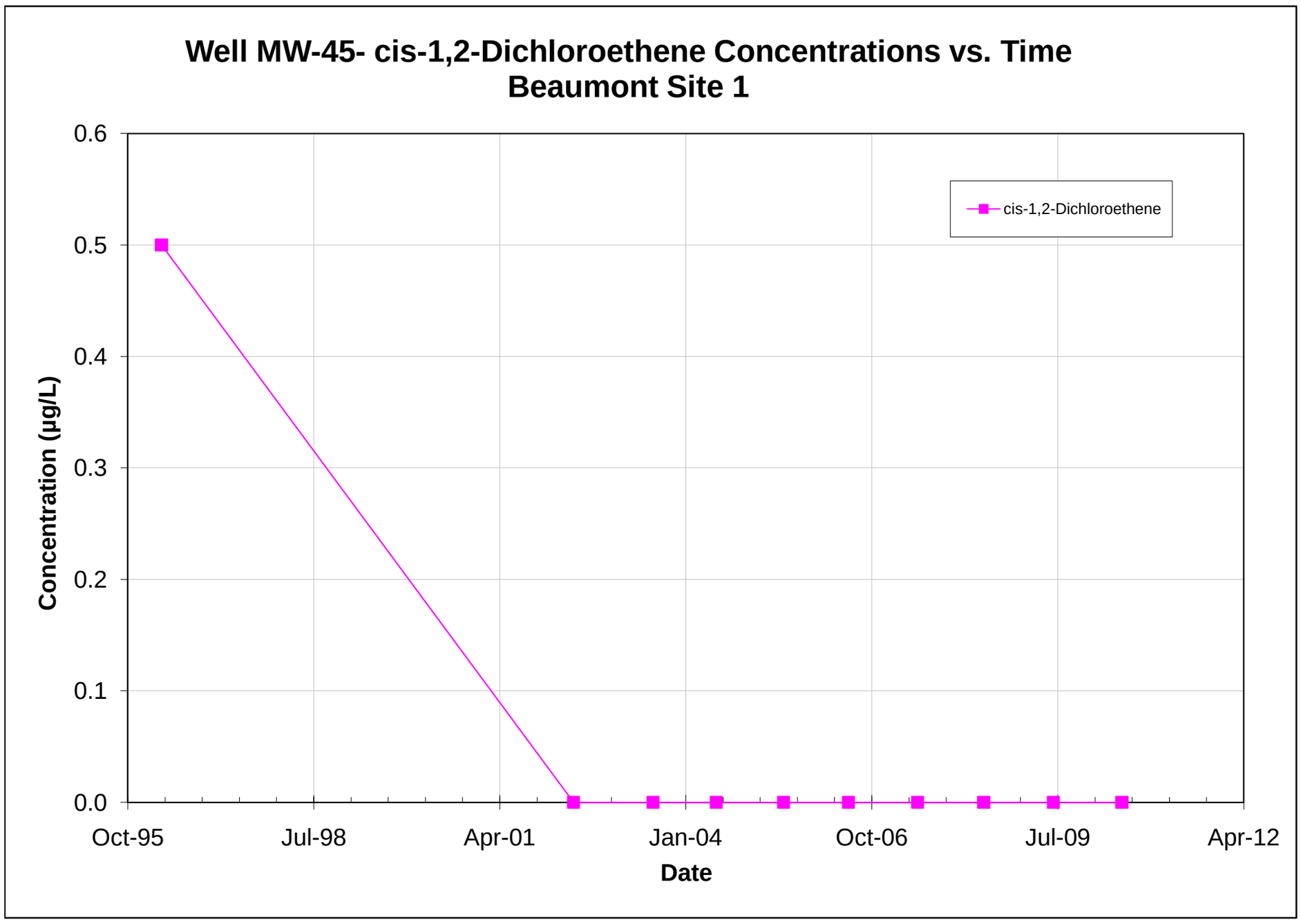

Note: All non-detections are set to zero for graphing purposes.

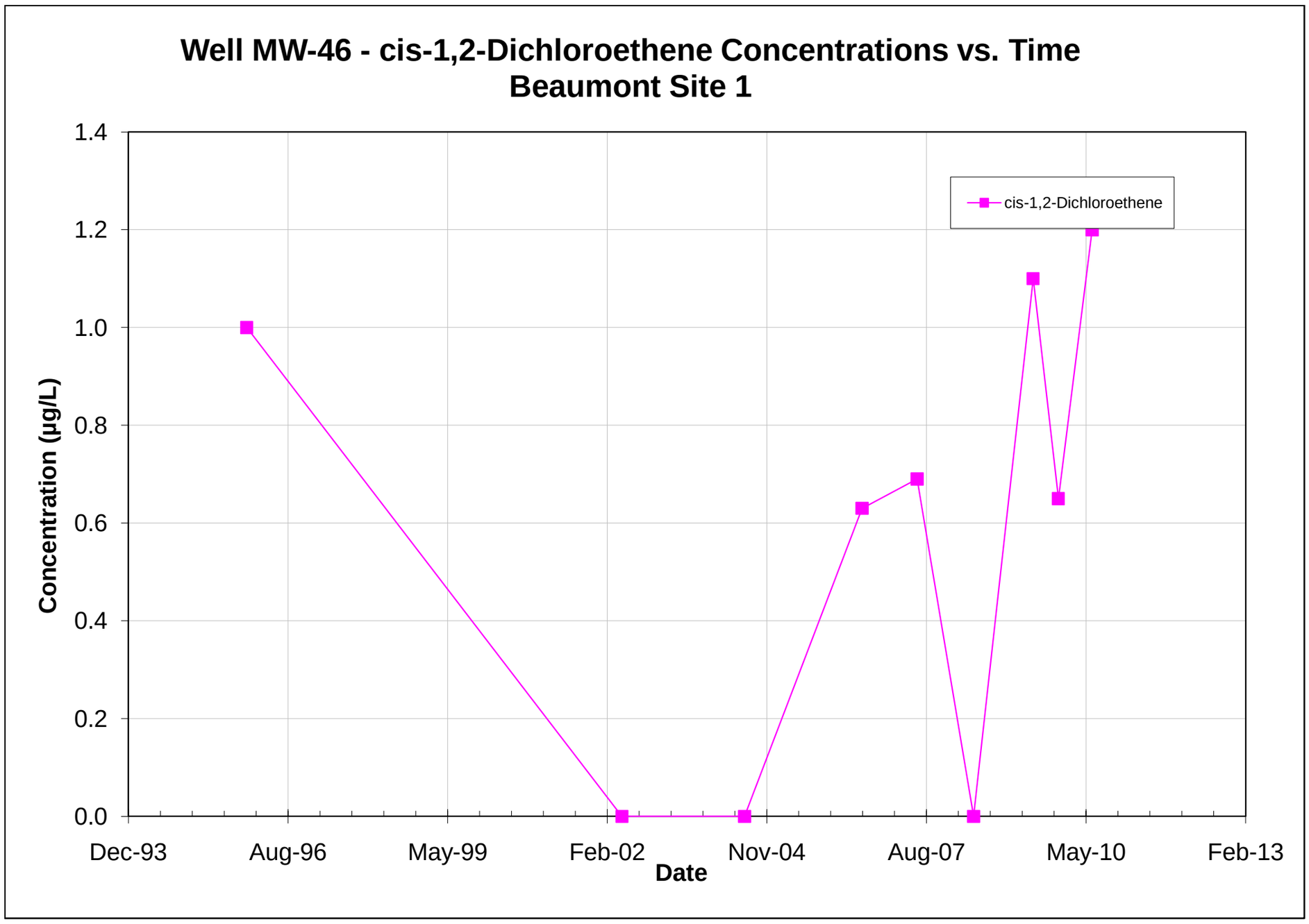

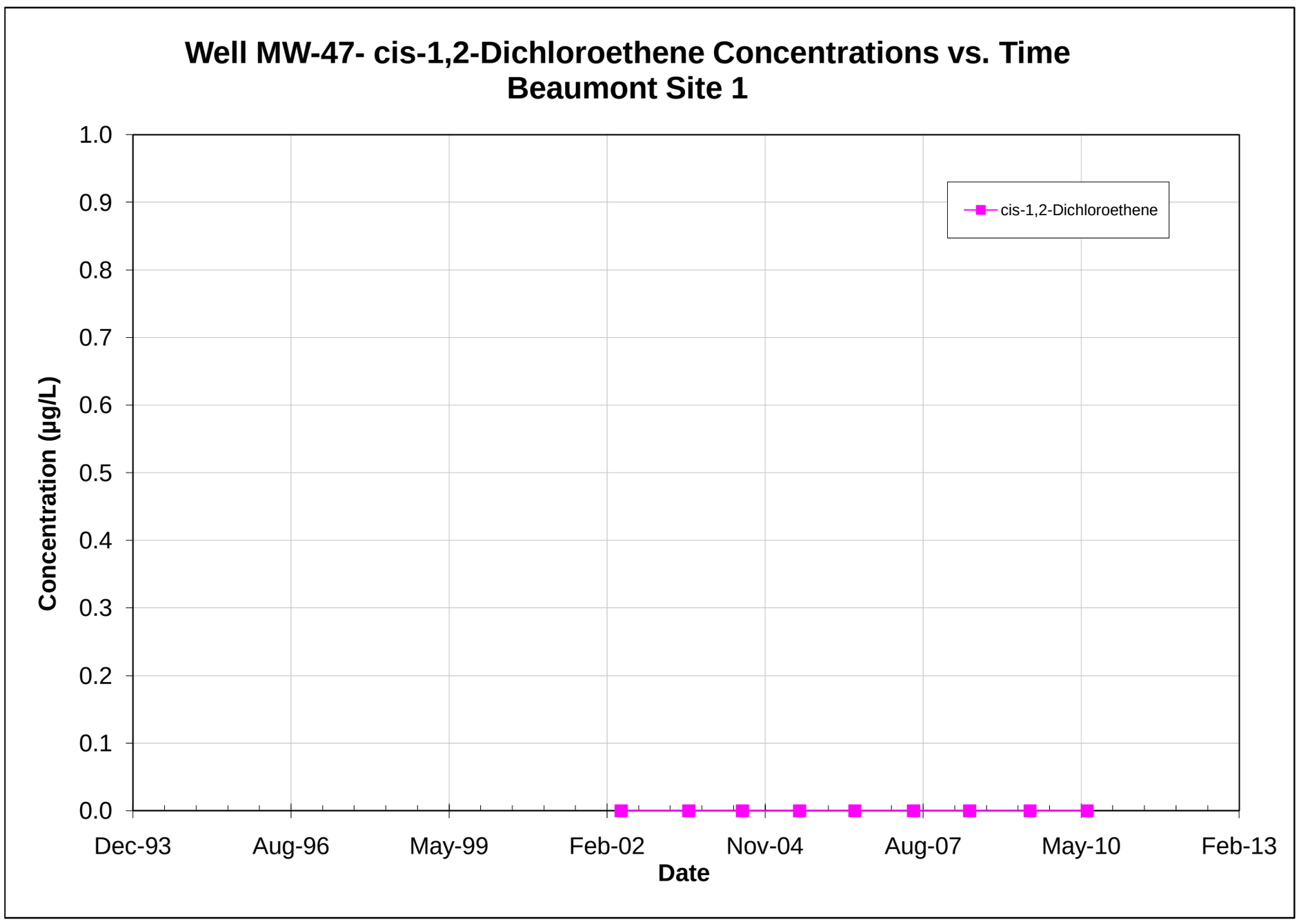

Note: All non-detections are set to zero for graphing purposes.

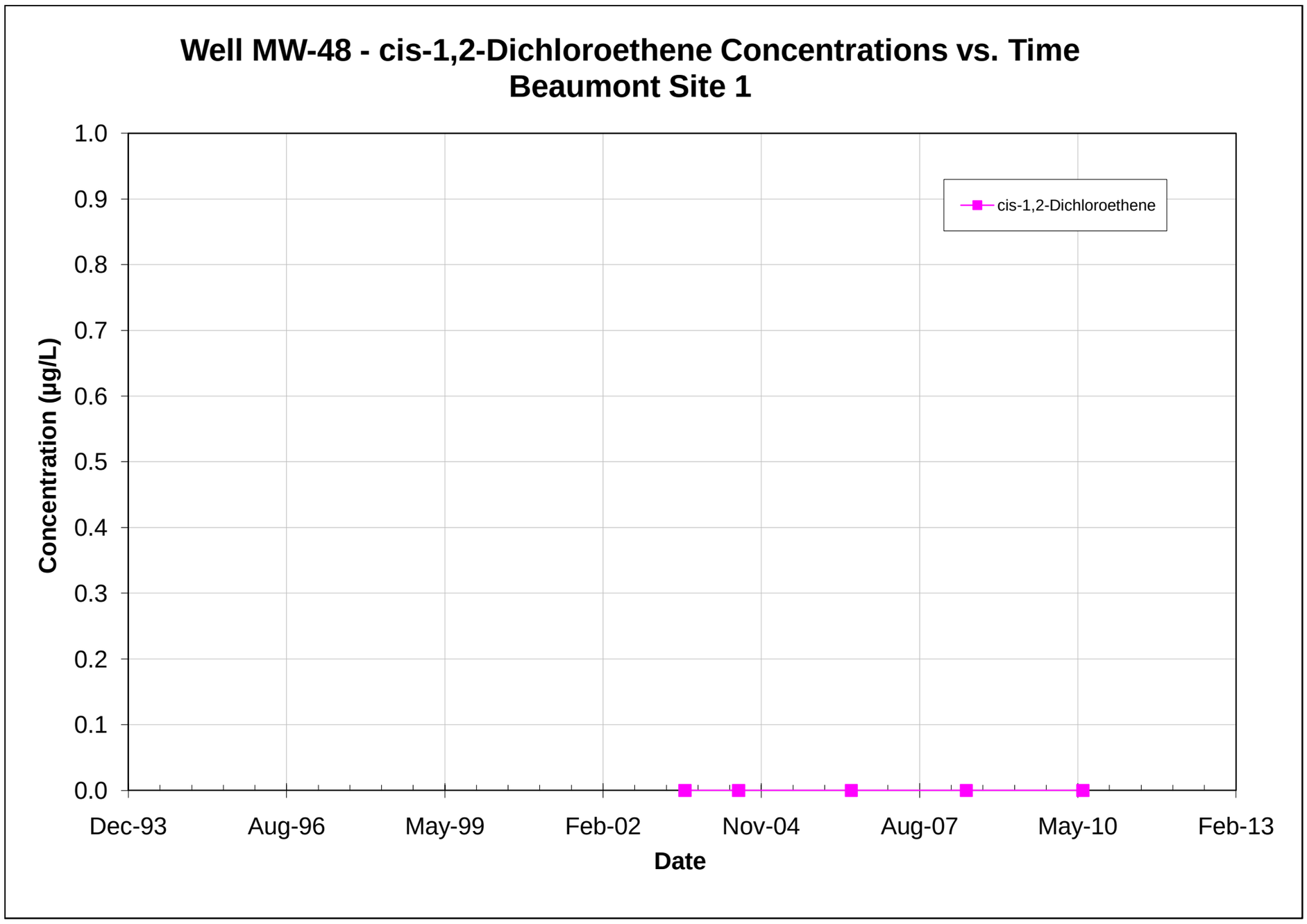

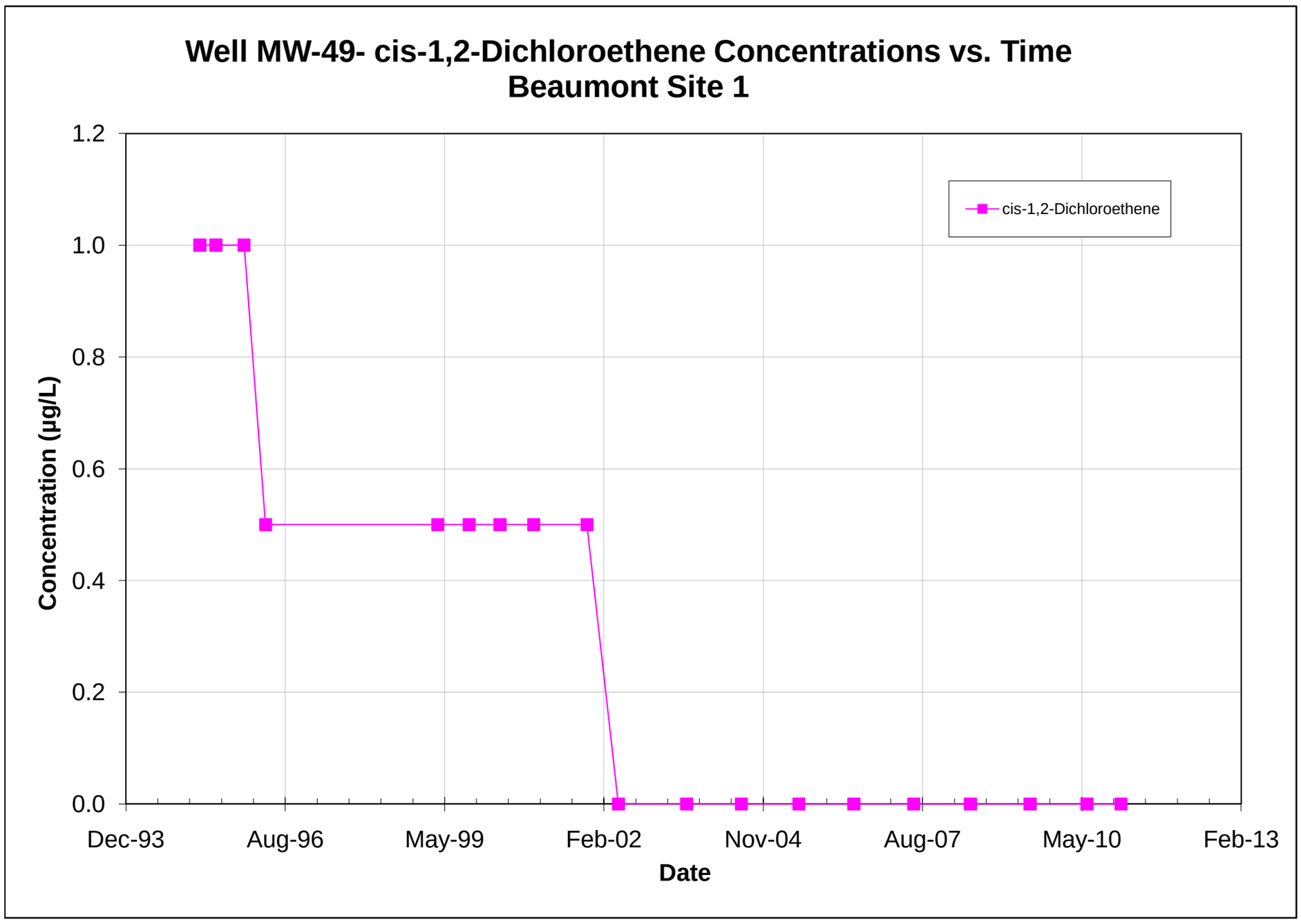

Note: All non-detections are set to zero for graphing purposes.

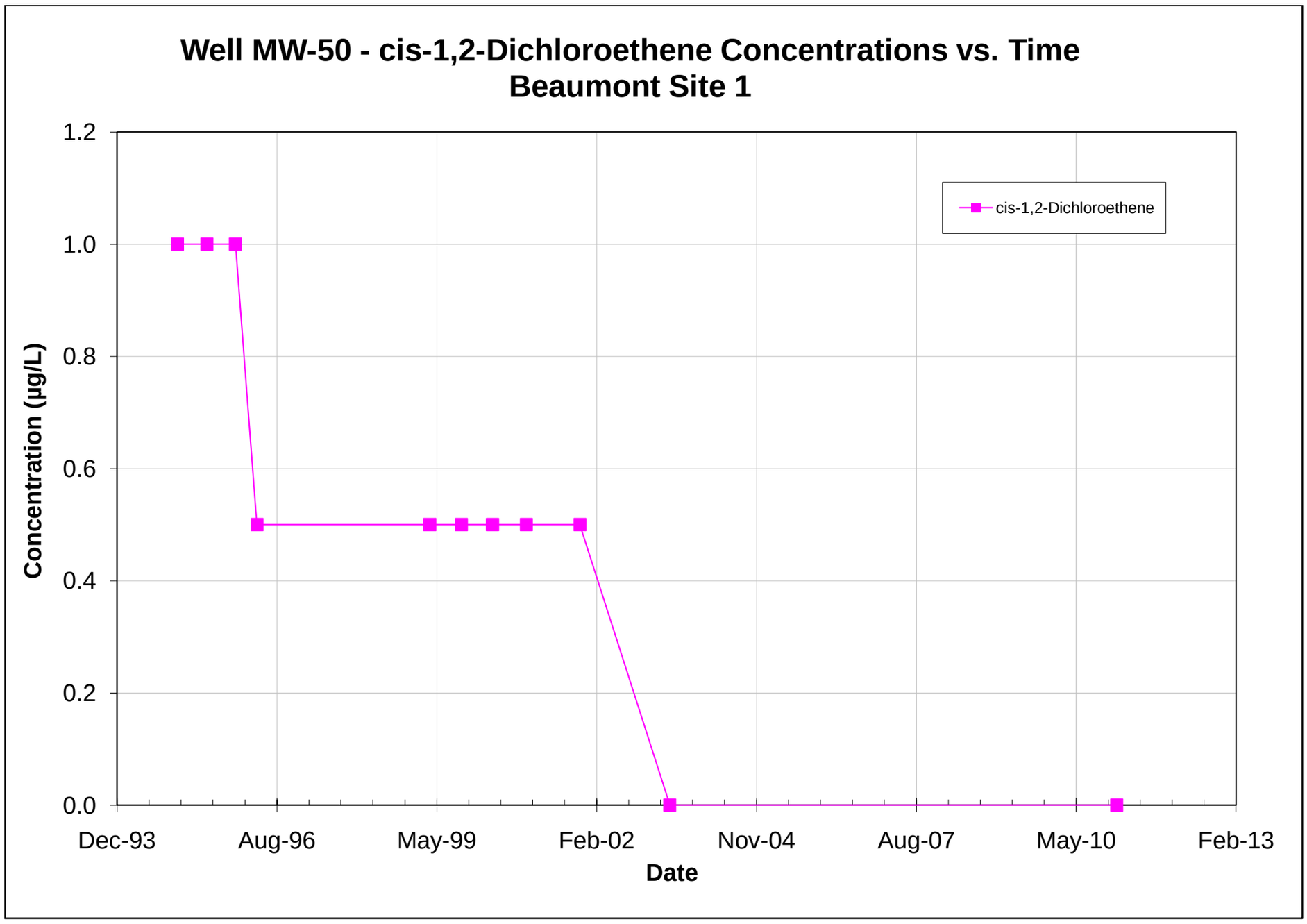

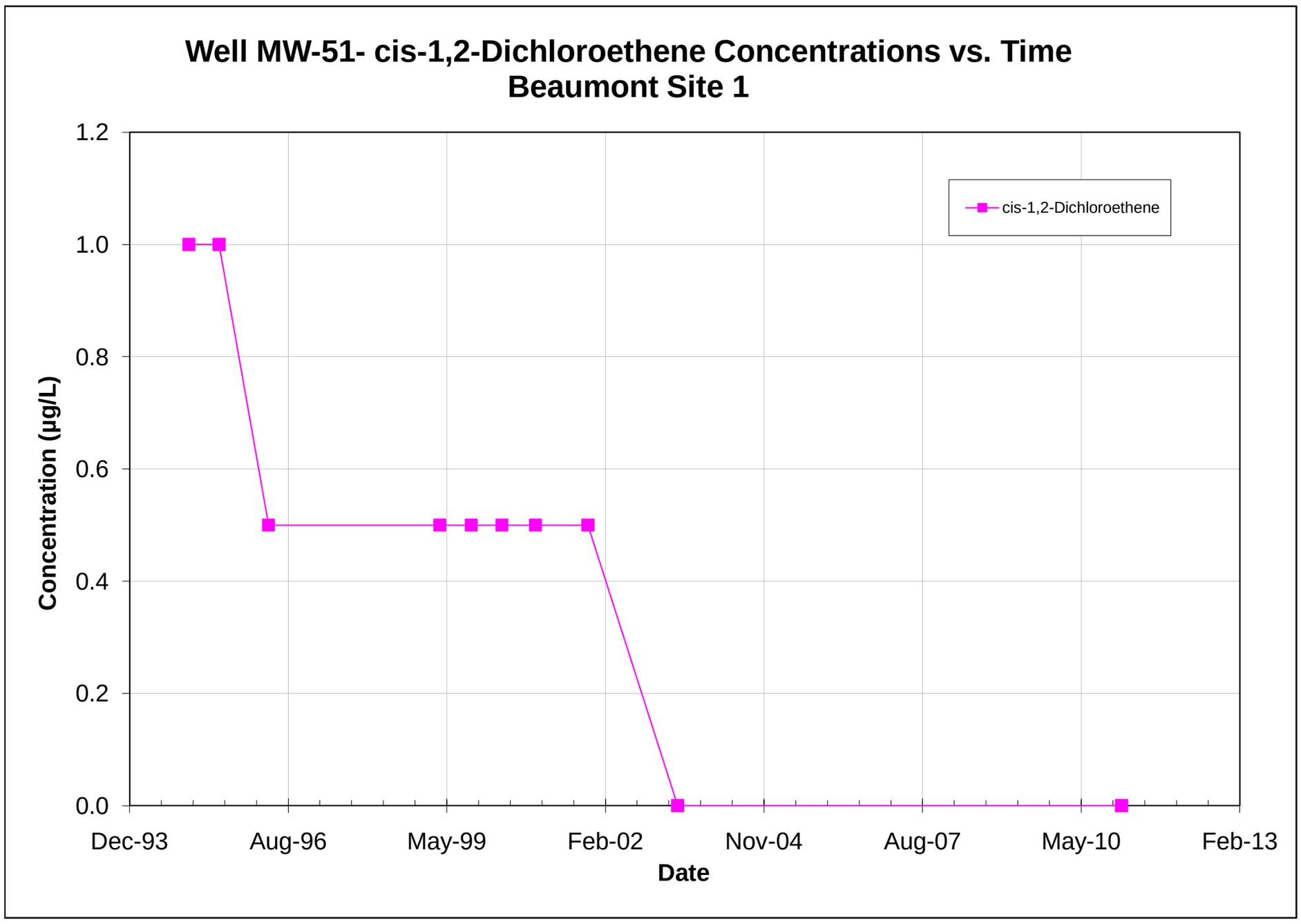

Note: All non-detections are set to zero for graphing purposes.

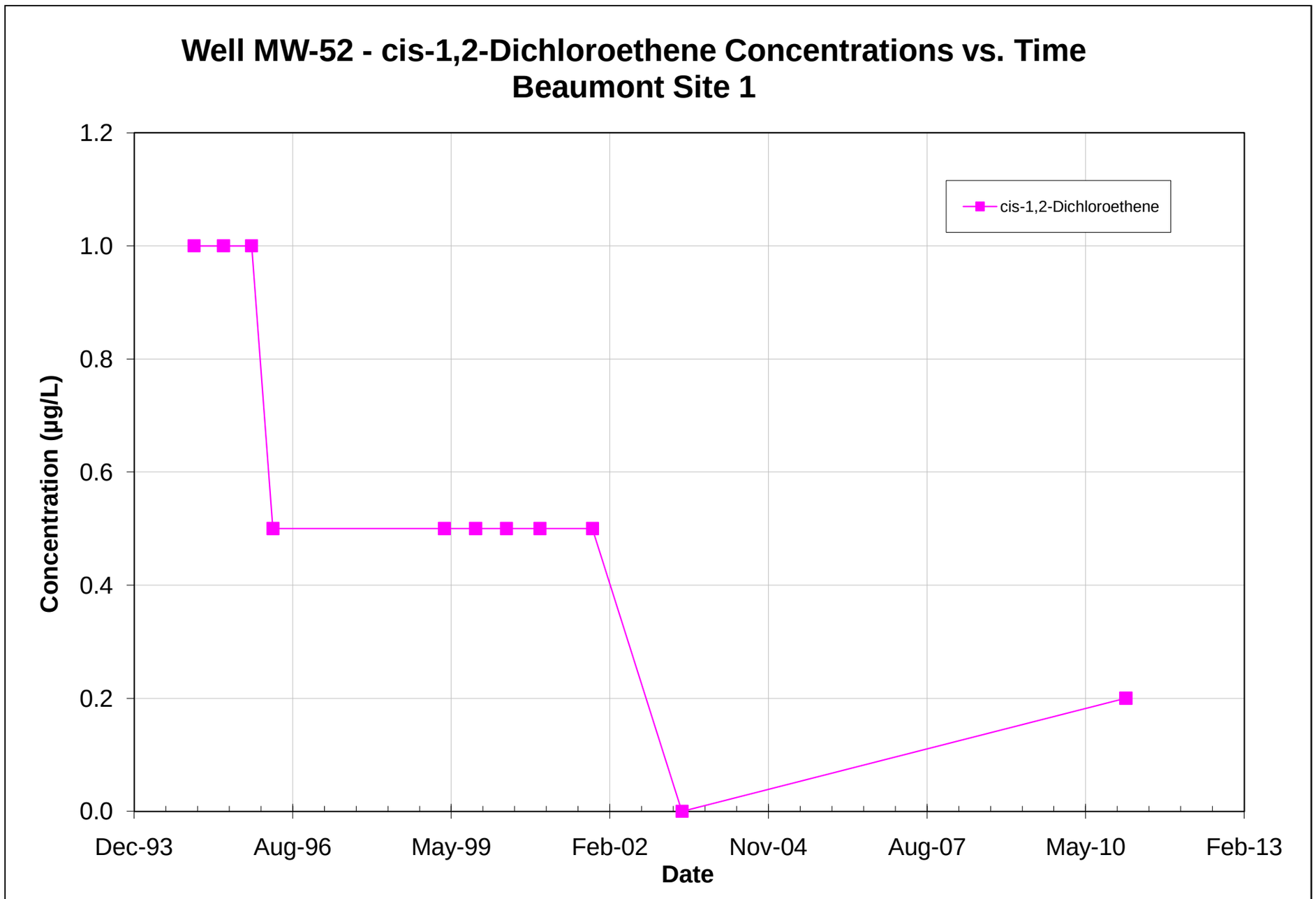

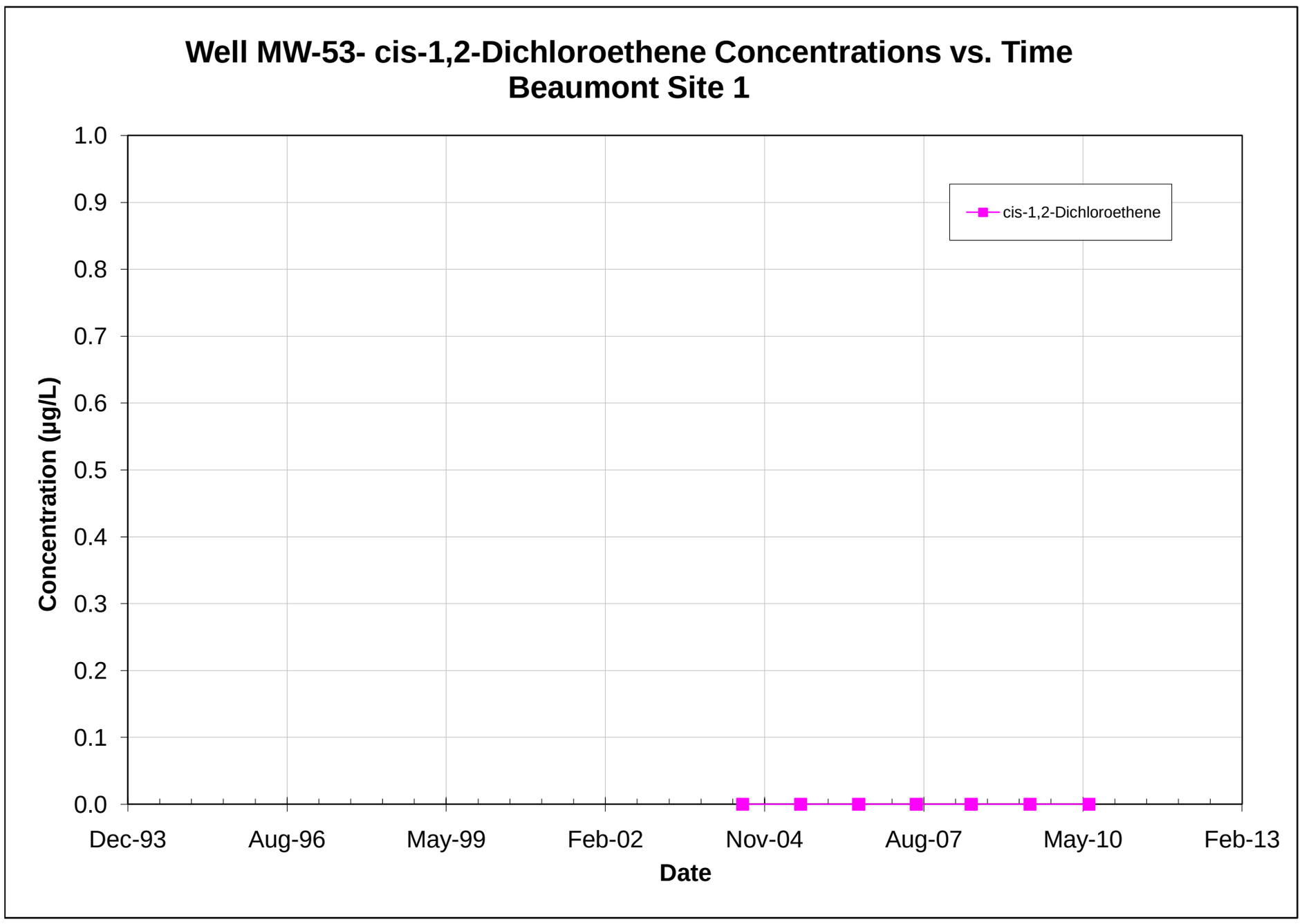

Note: All non-detections are set to zero for graphing purposes.

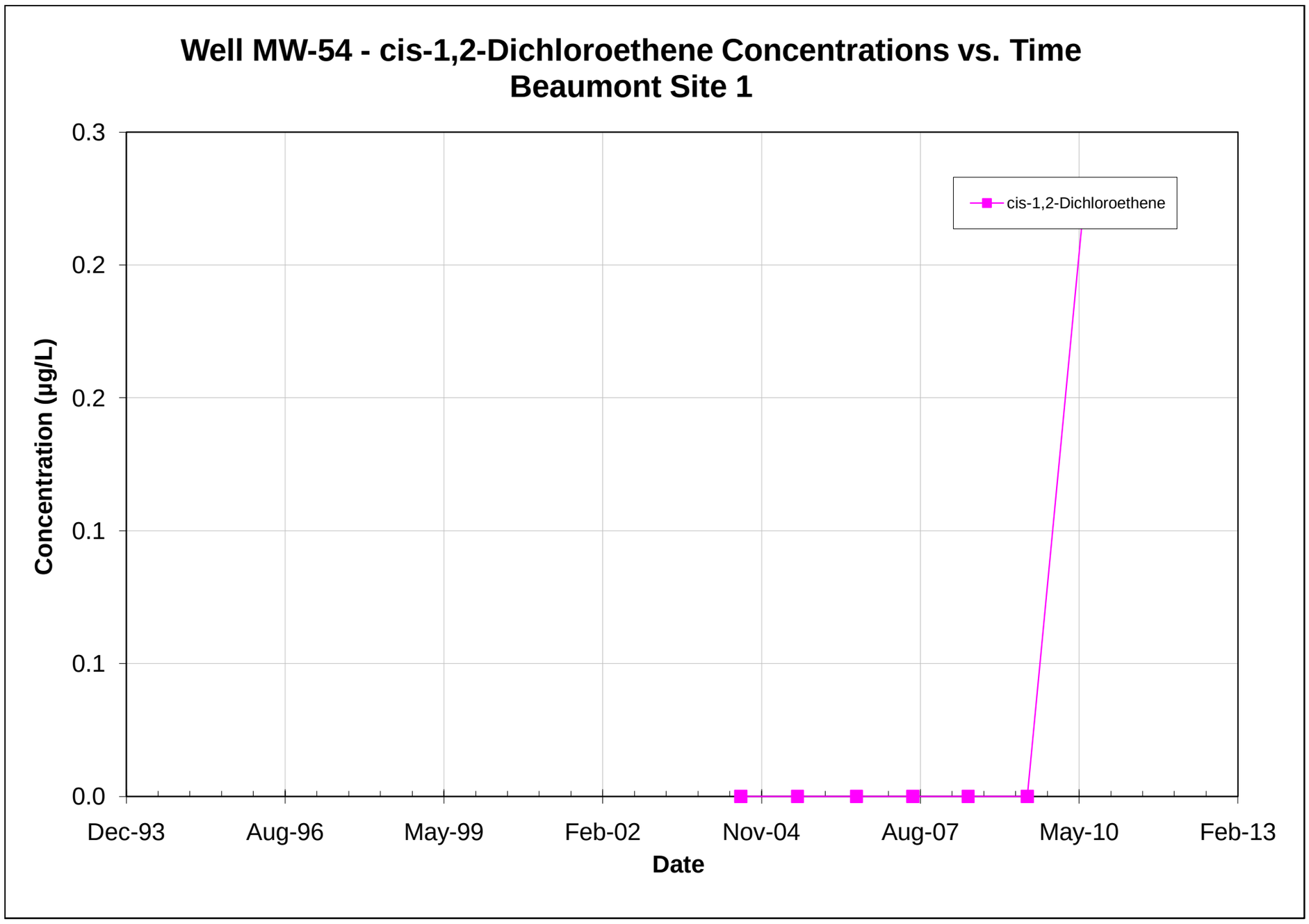

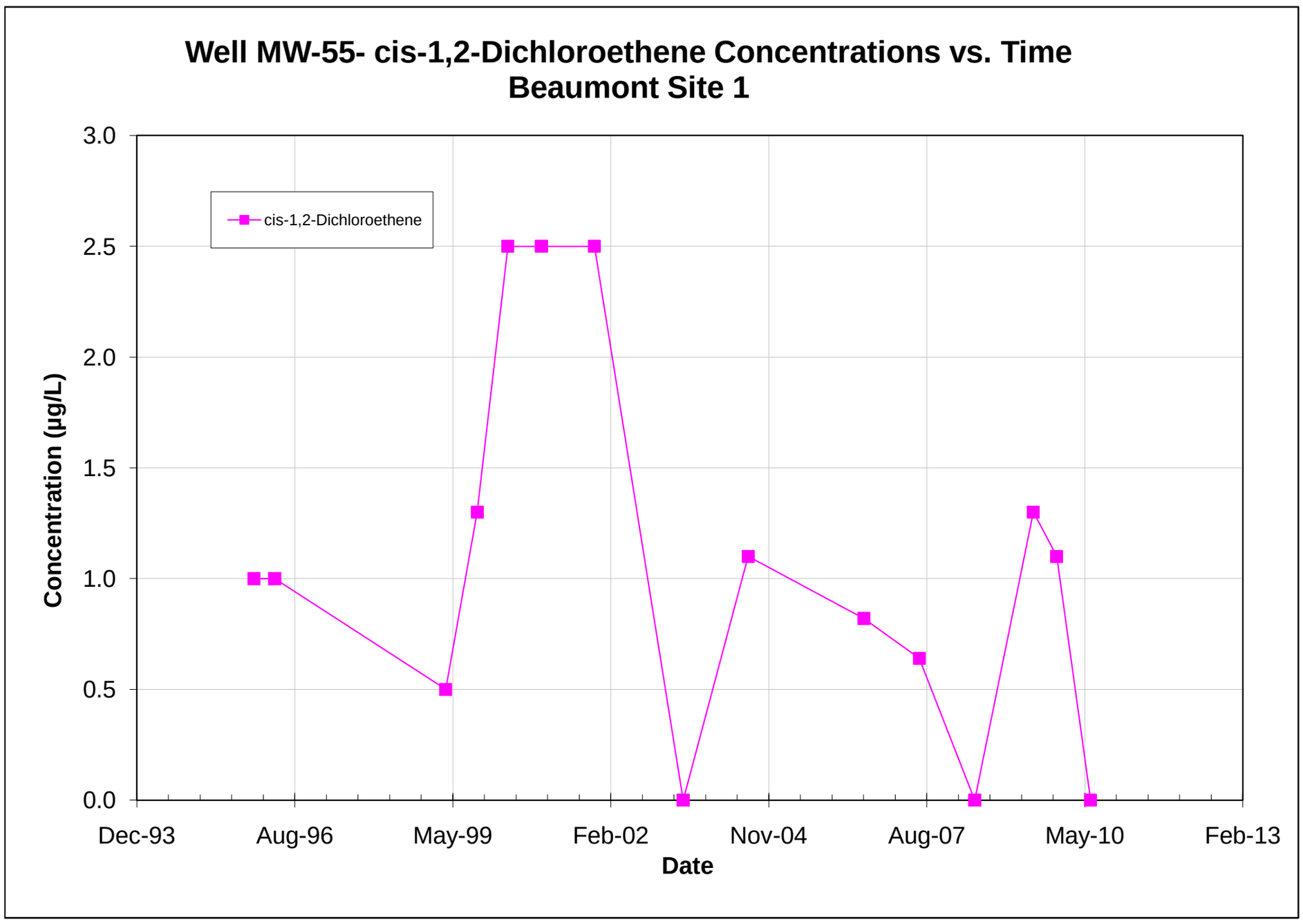

Note: All non-detections are set to zero for graphing purposes.

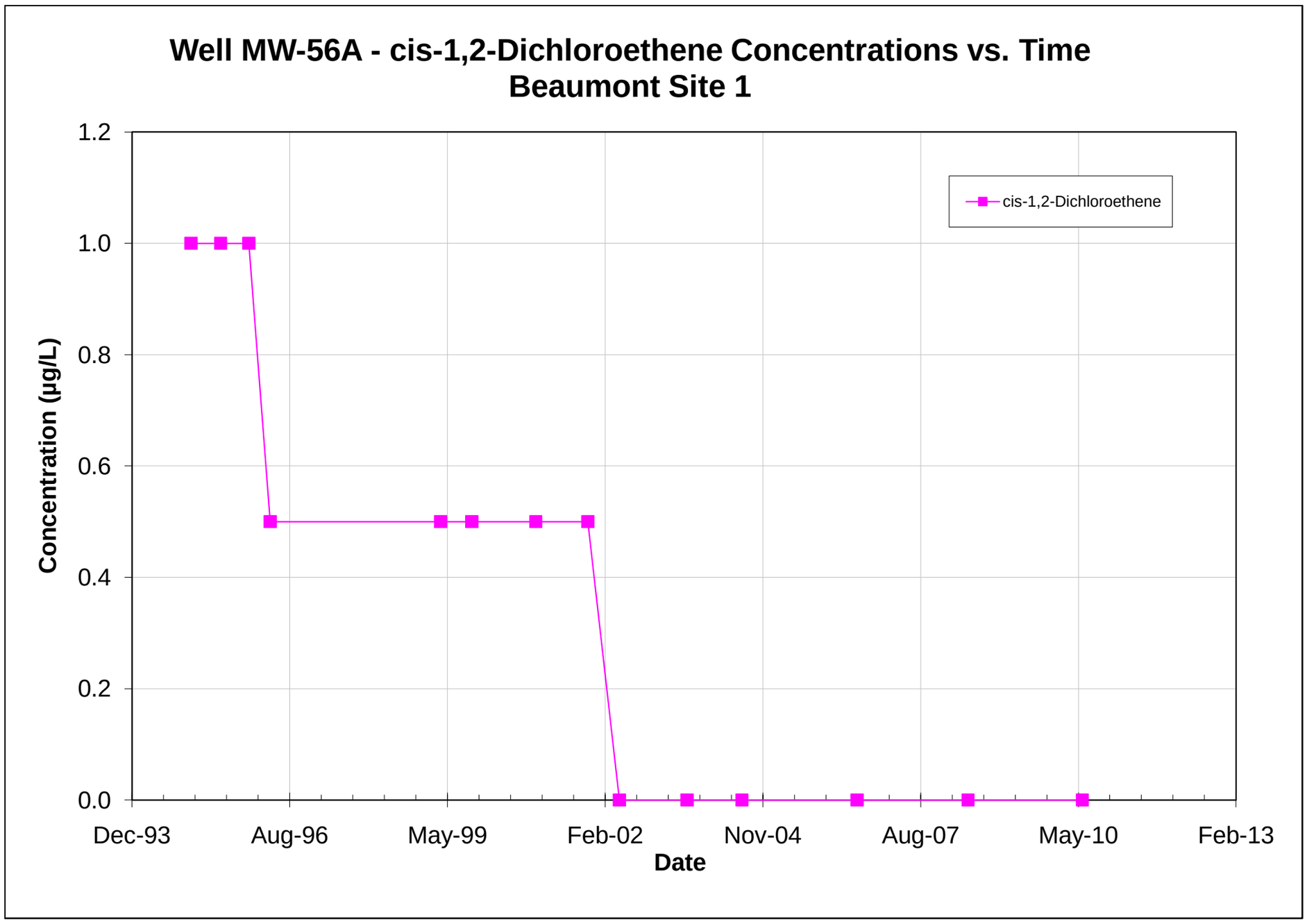

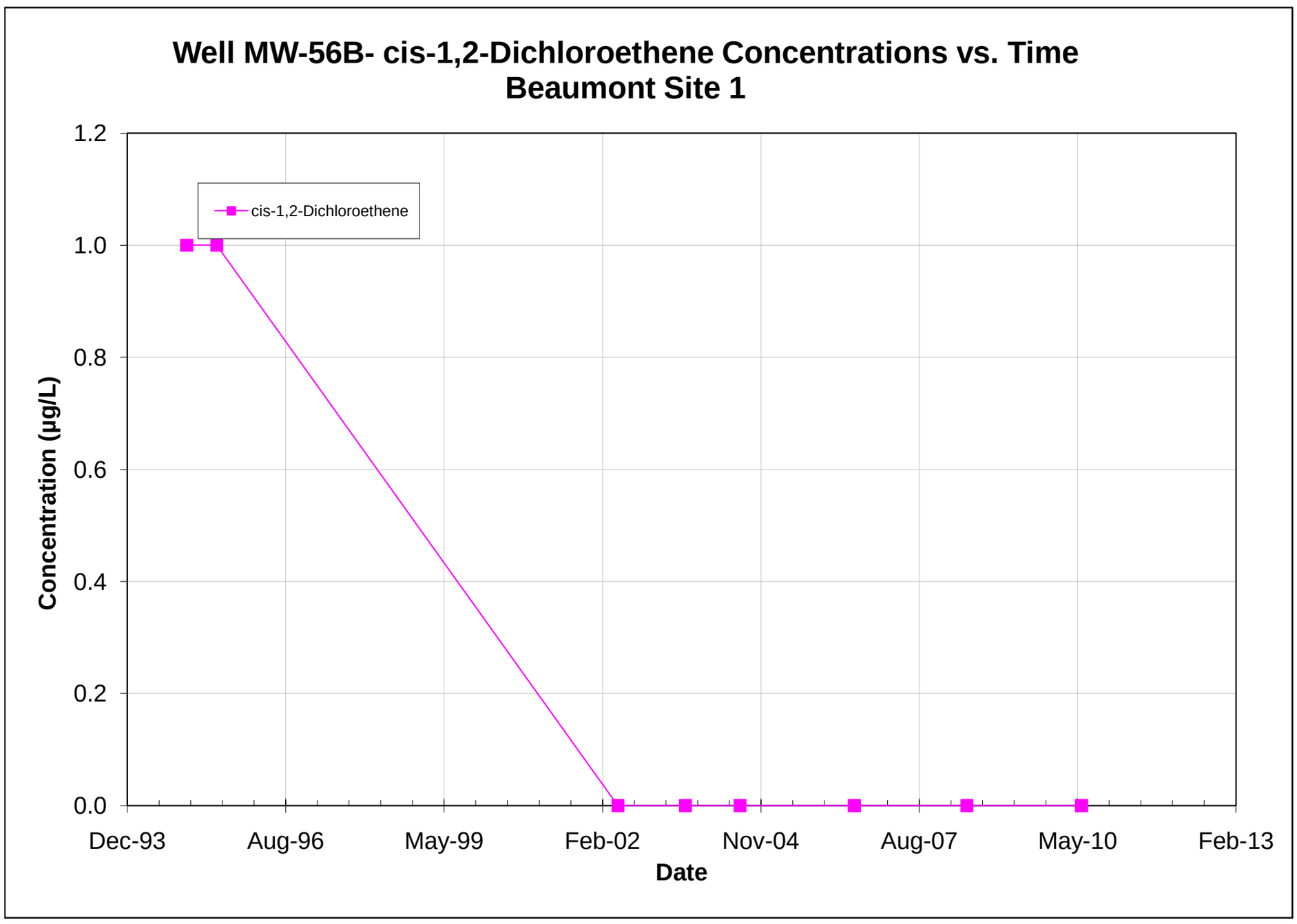

Note: All non-detections are set to zero for graphing purposes.

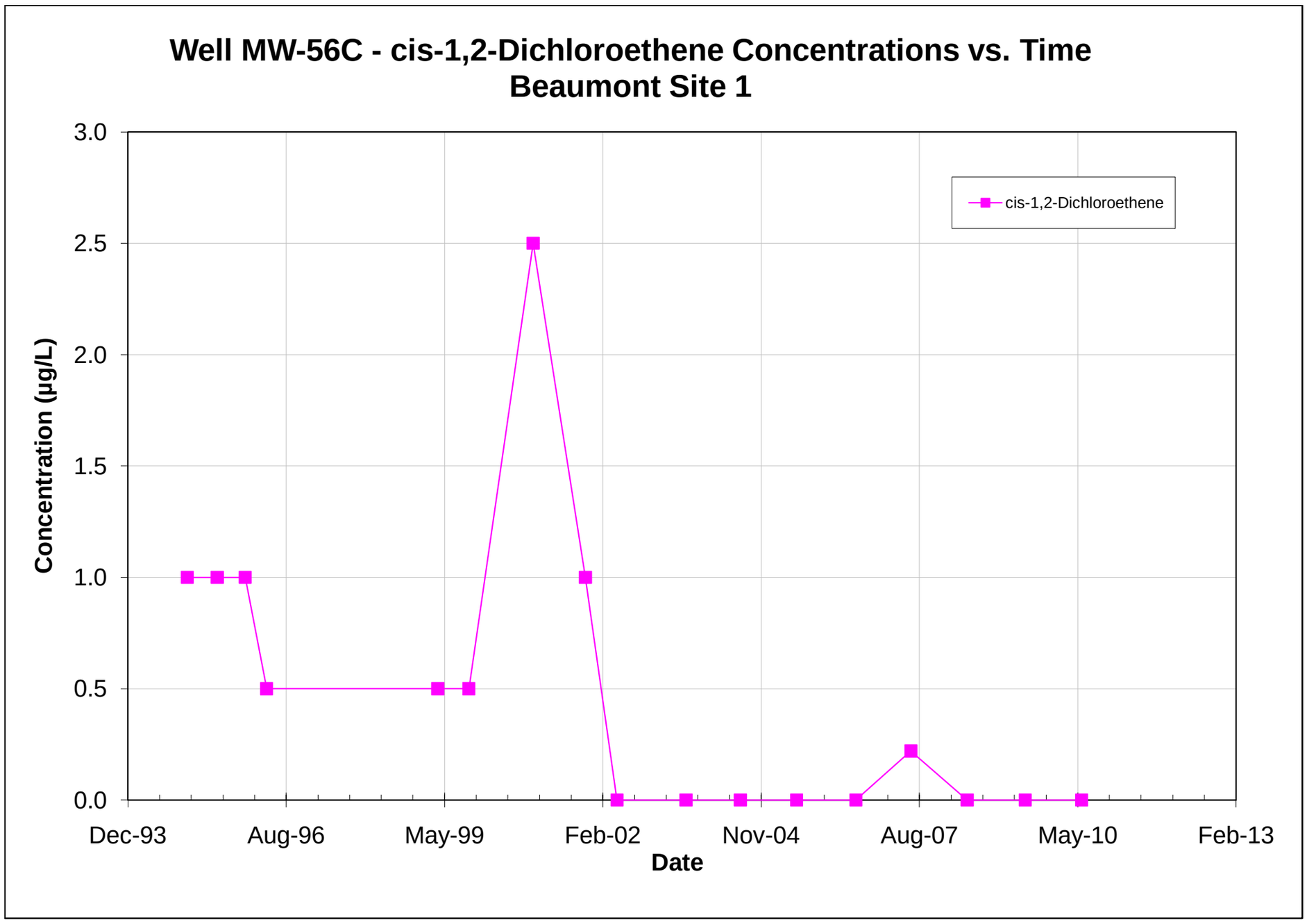

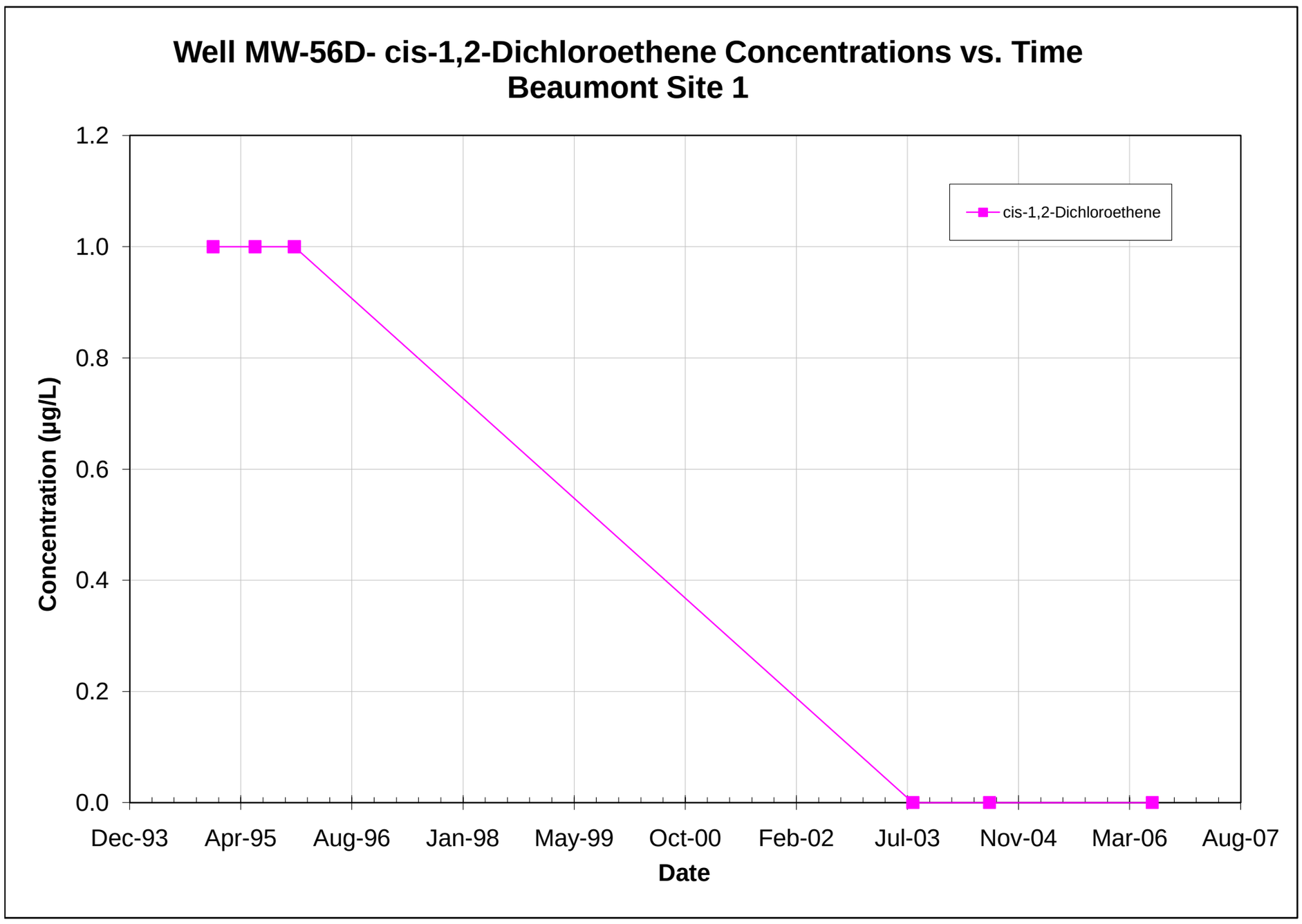

Note: All non-detections are set to zero for graphing purposes.

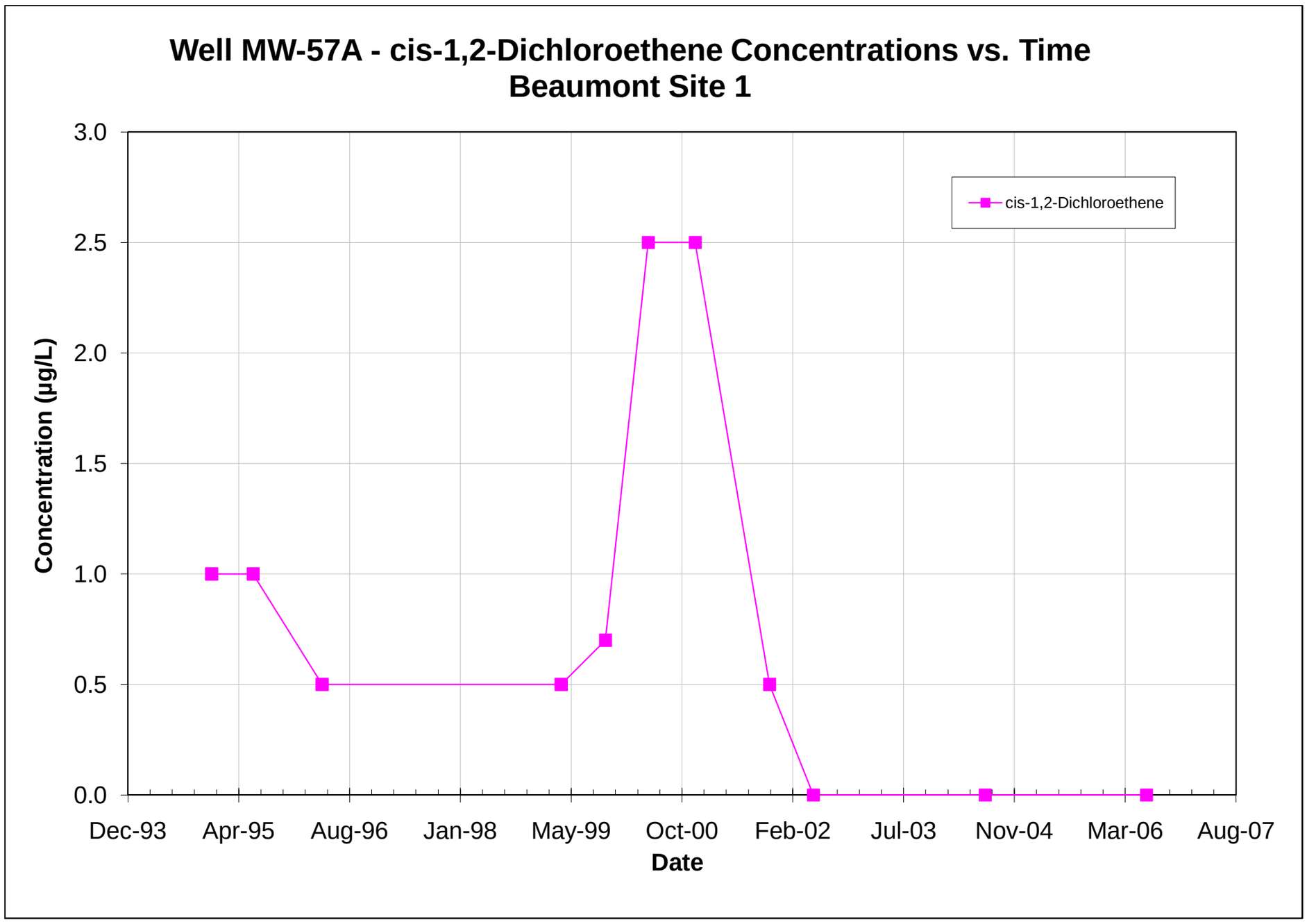

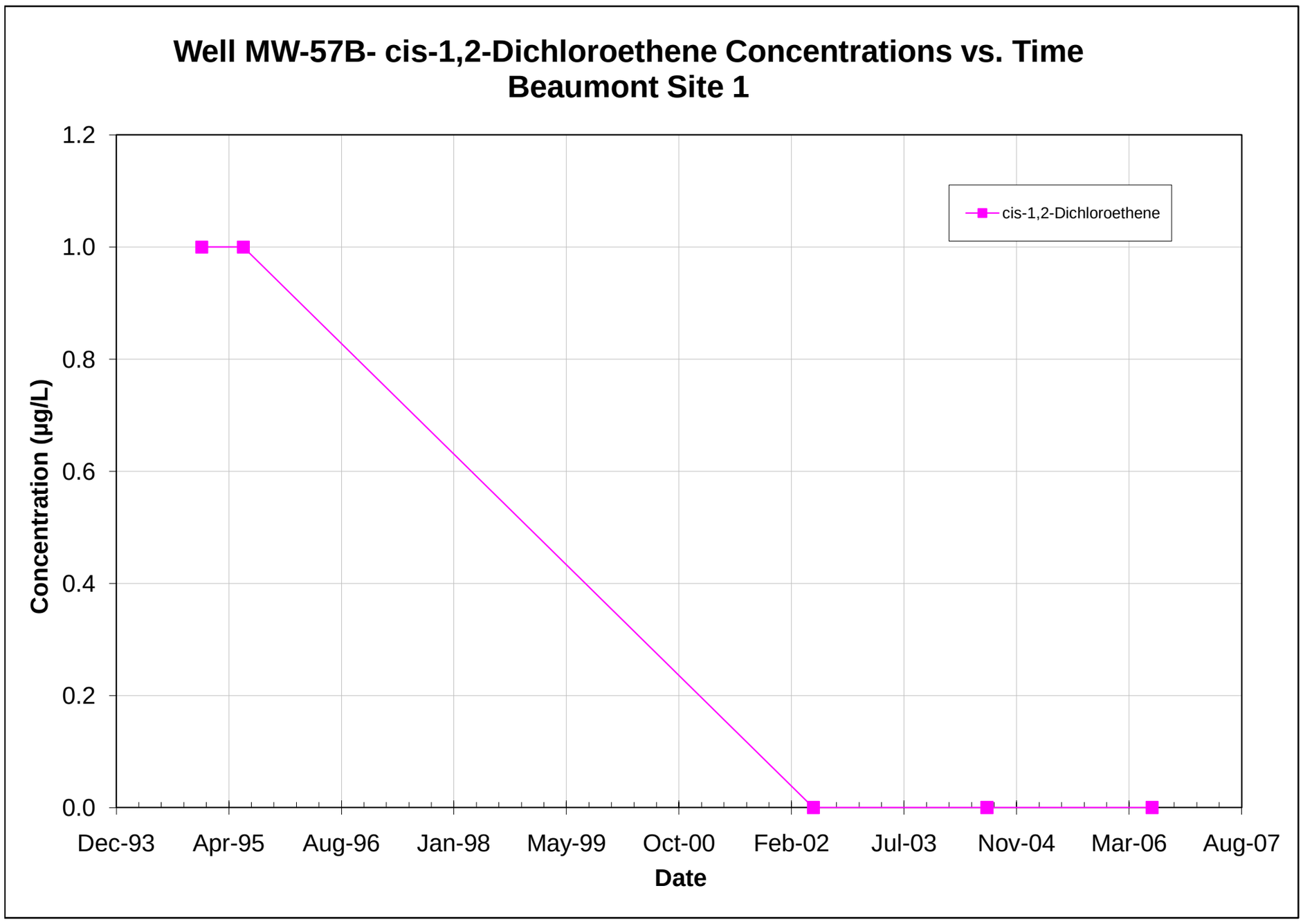

Note: All non-detections are set to zero for graphing purposes.

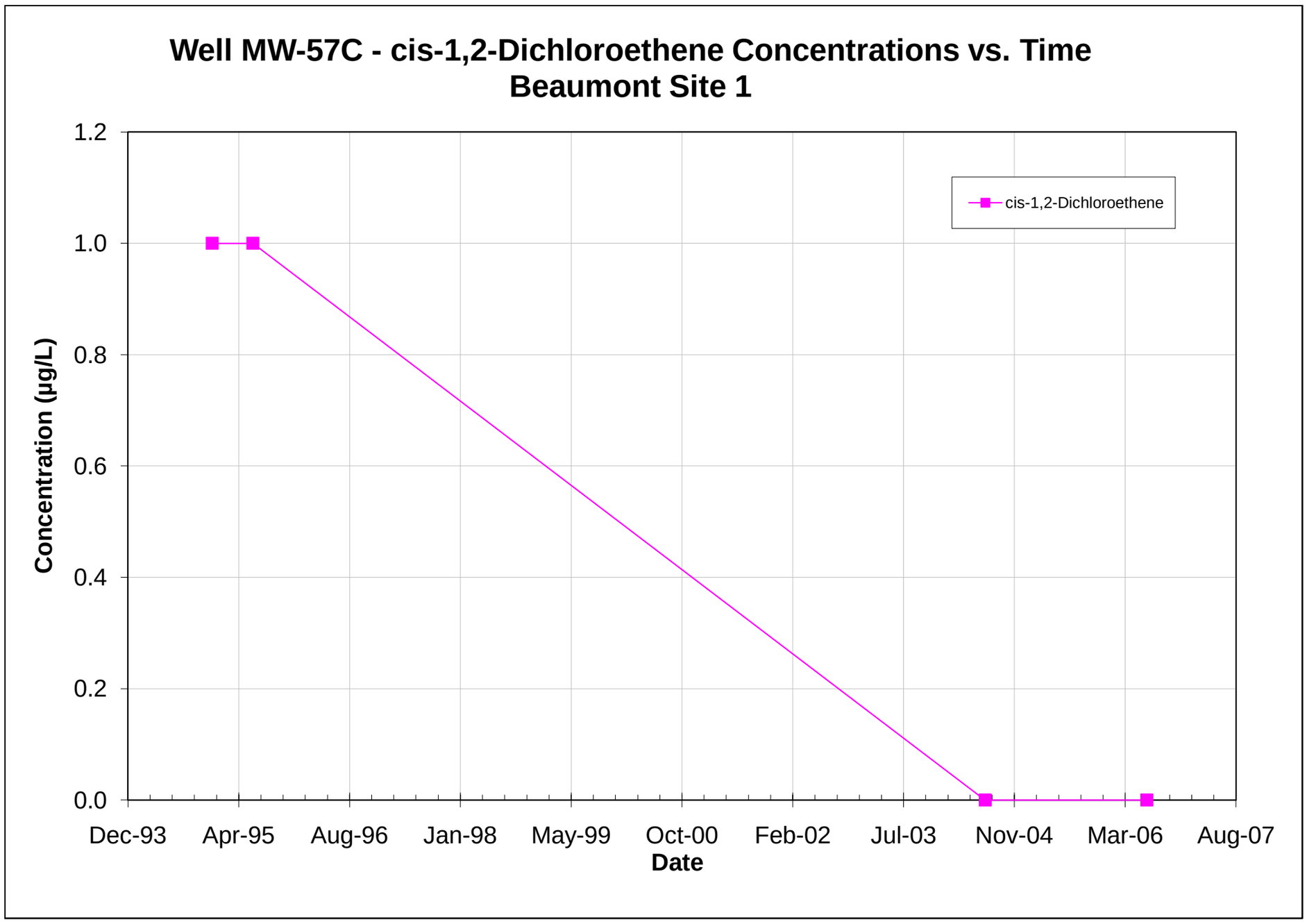

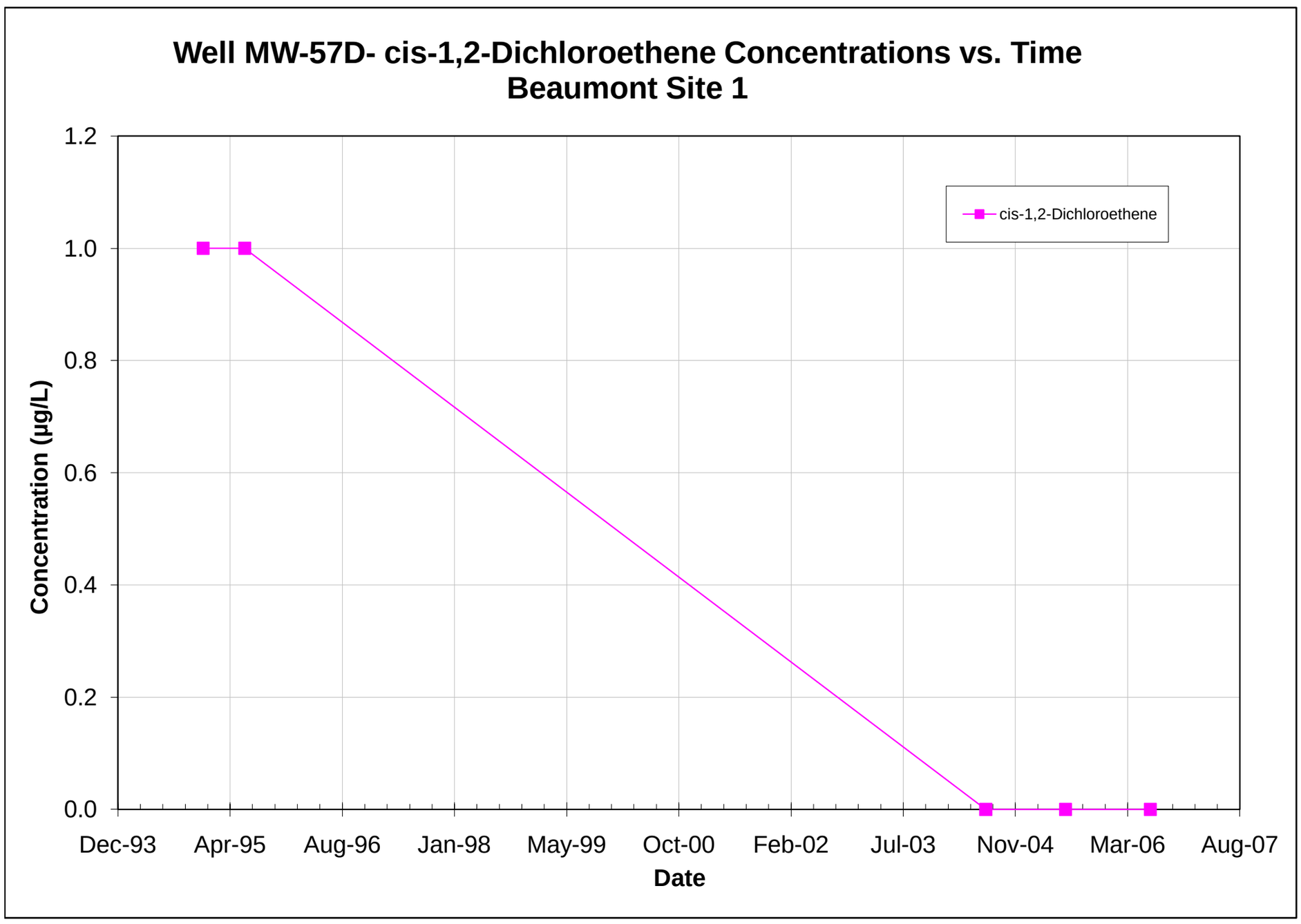

Note: All non-detections are set to zero for graphing purposes.

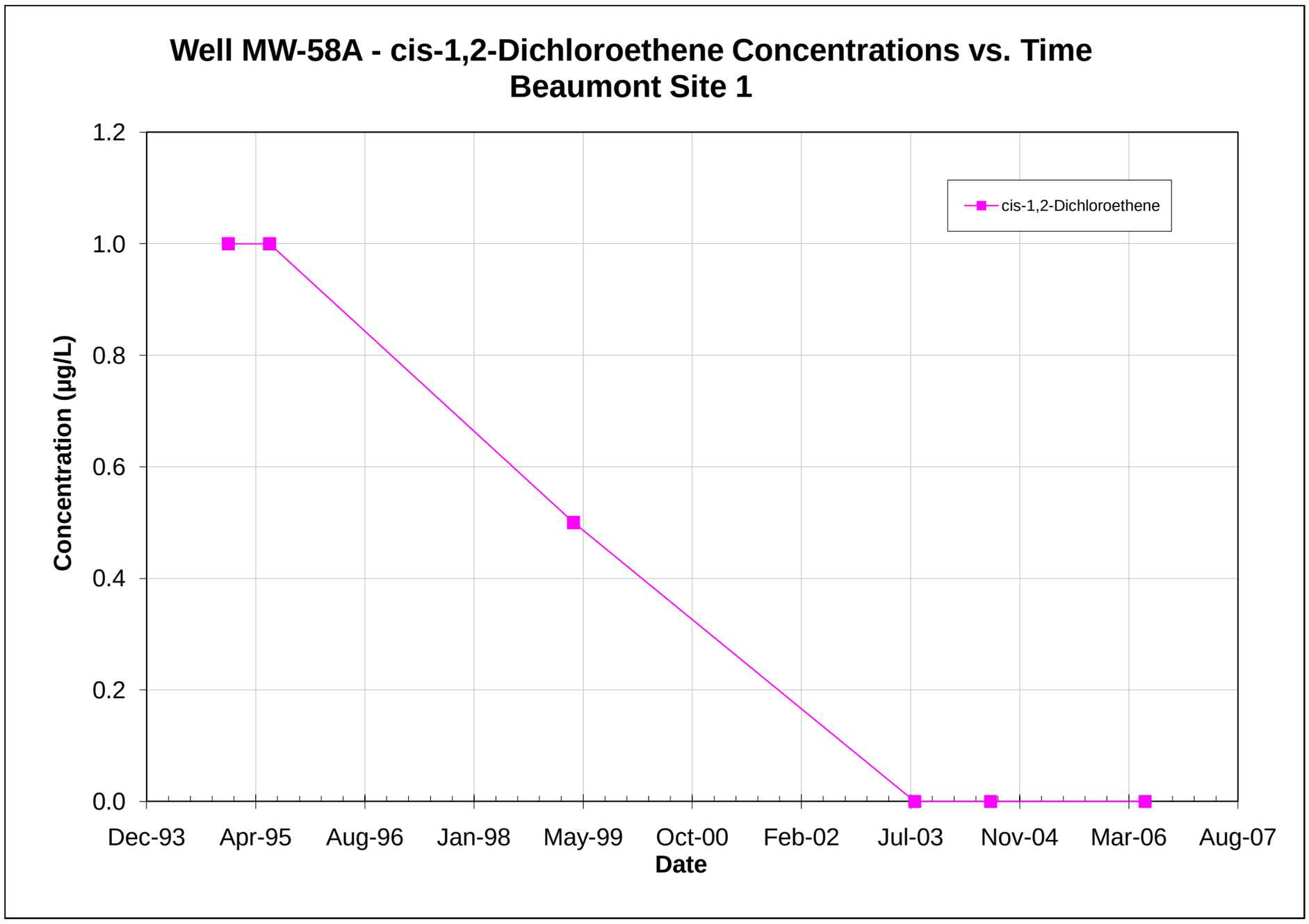

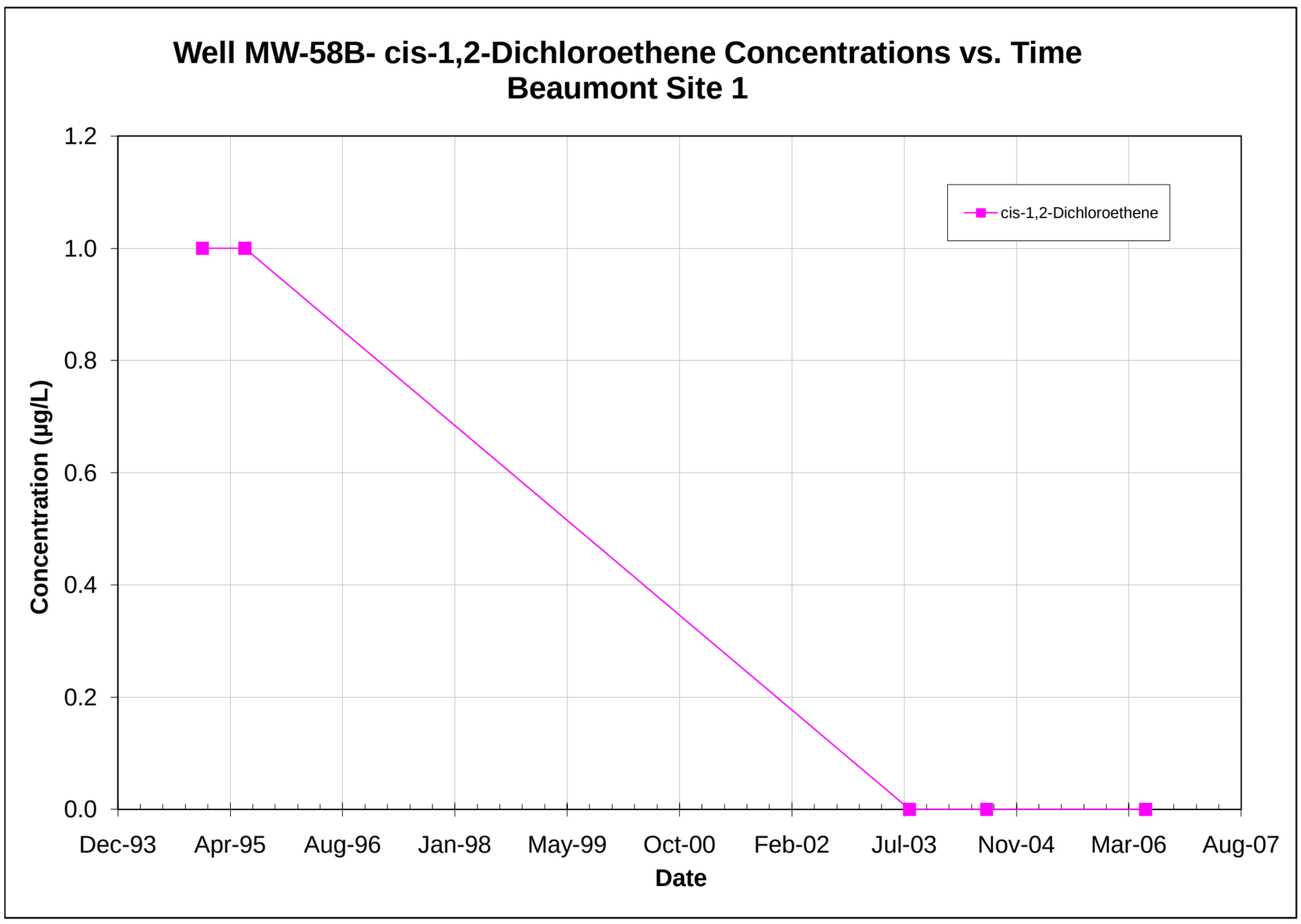

Note: All non-detections are set to zero for graphing purposes.

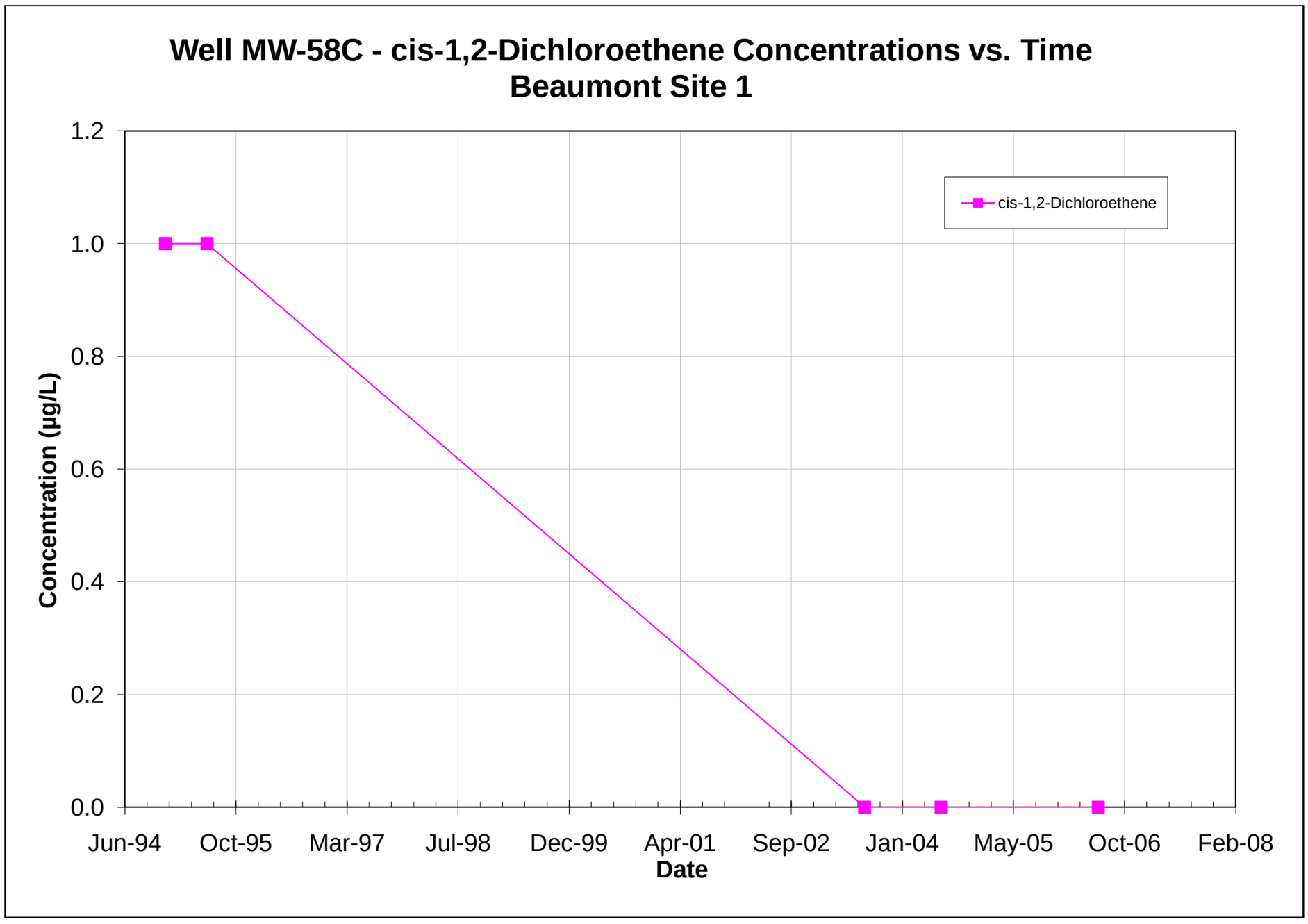

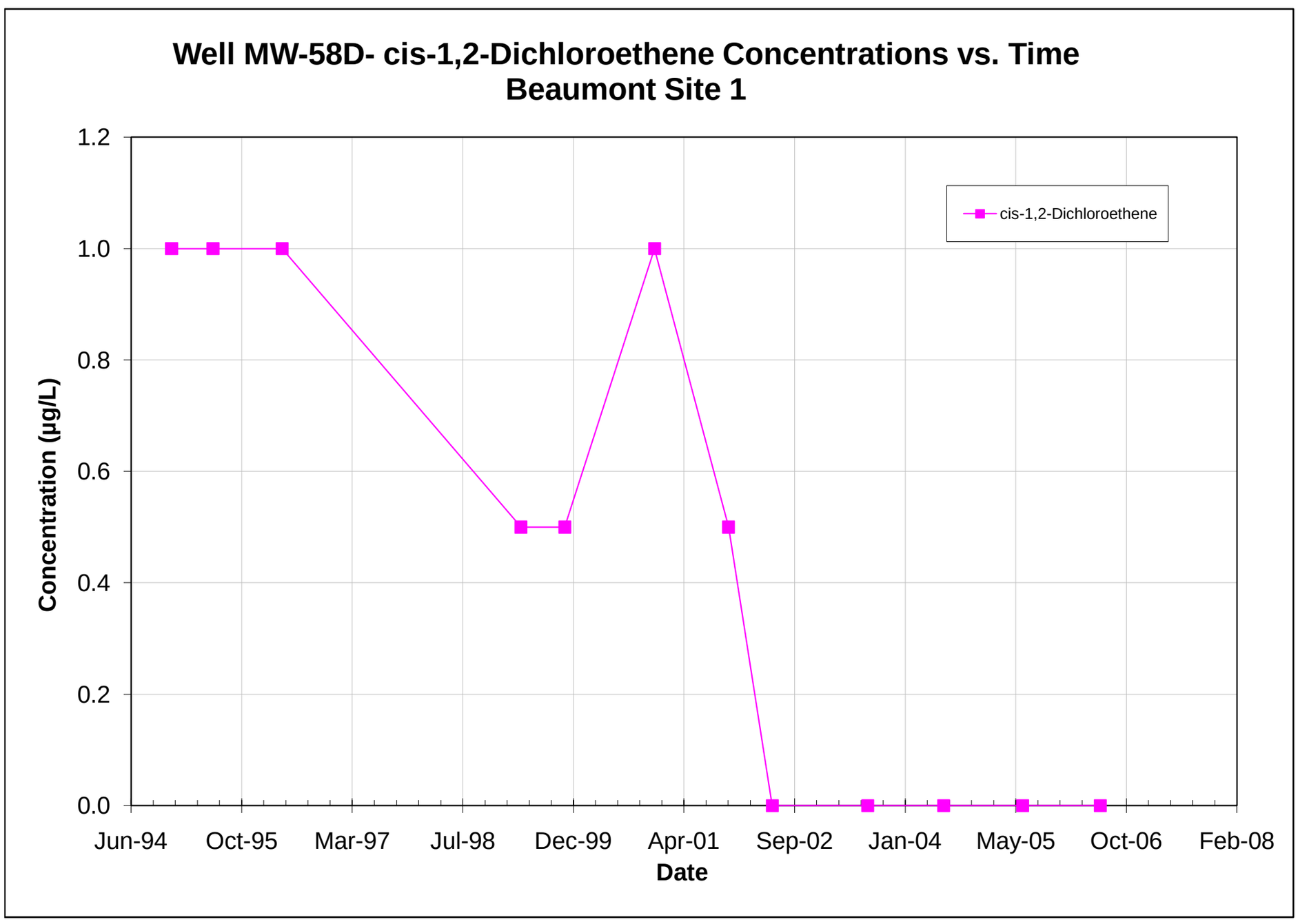

Note: All non-detections are set to zero for graphing purposes.

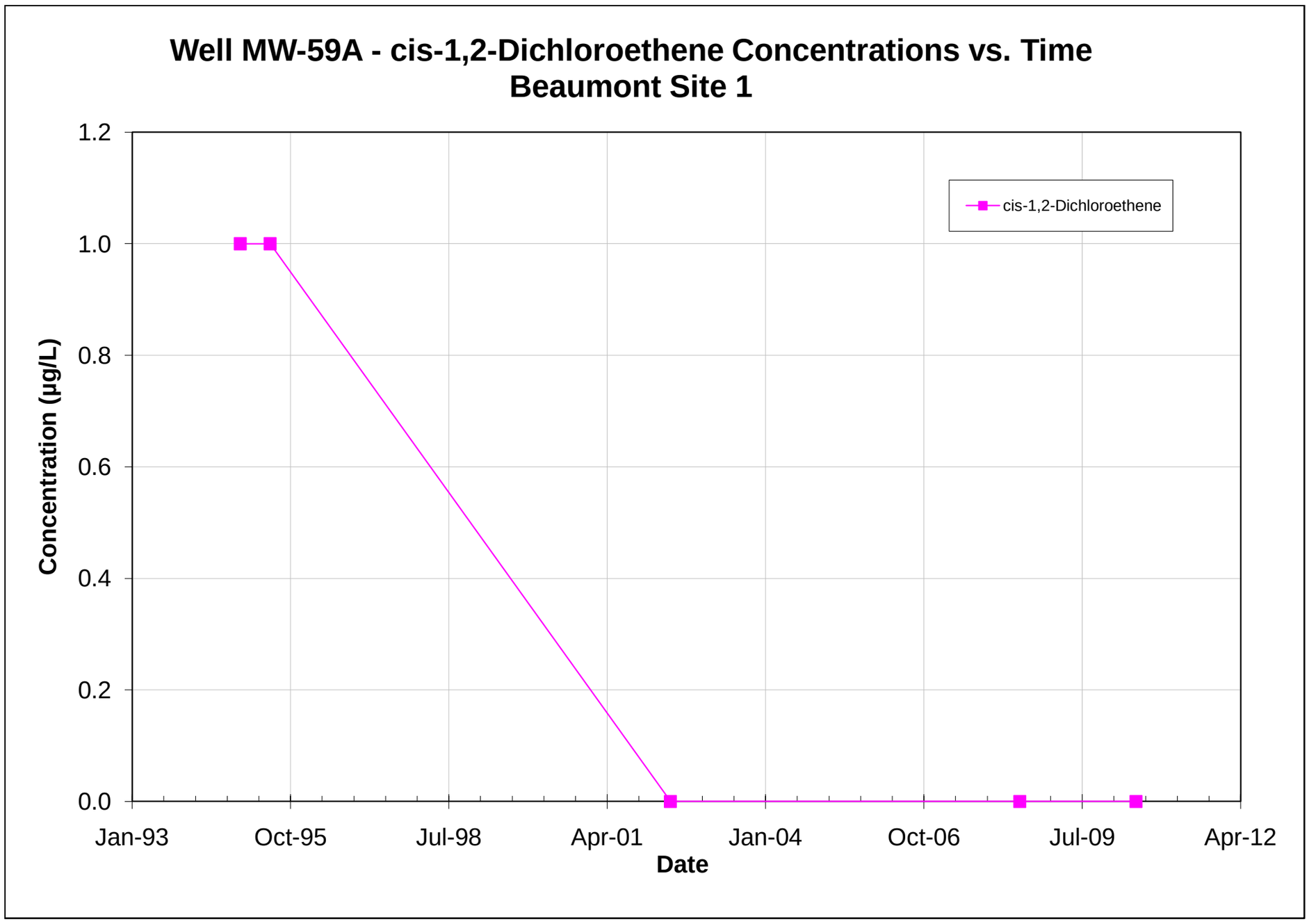

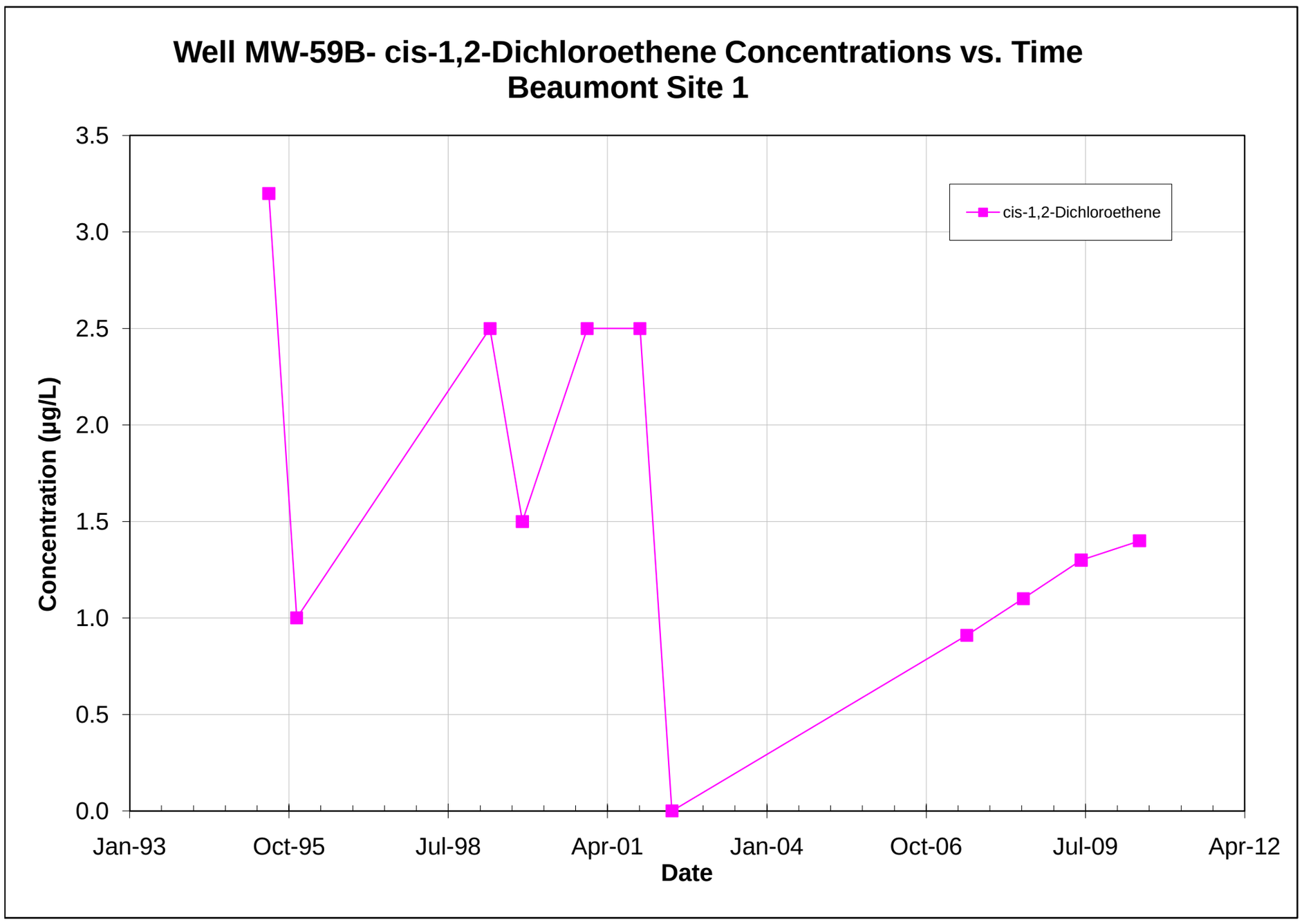

Note: All non-detections are set to zero for graphing purposes.

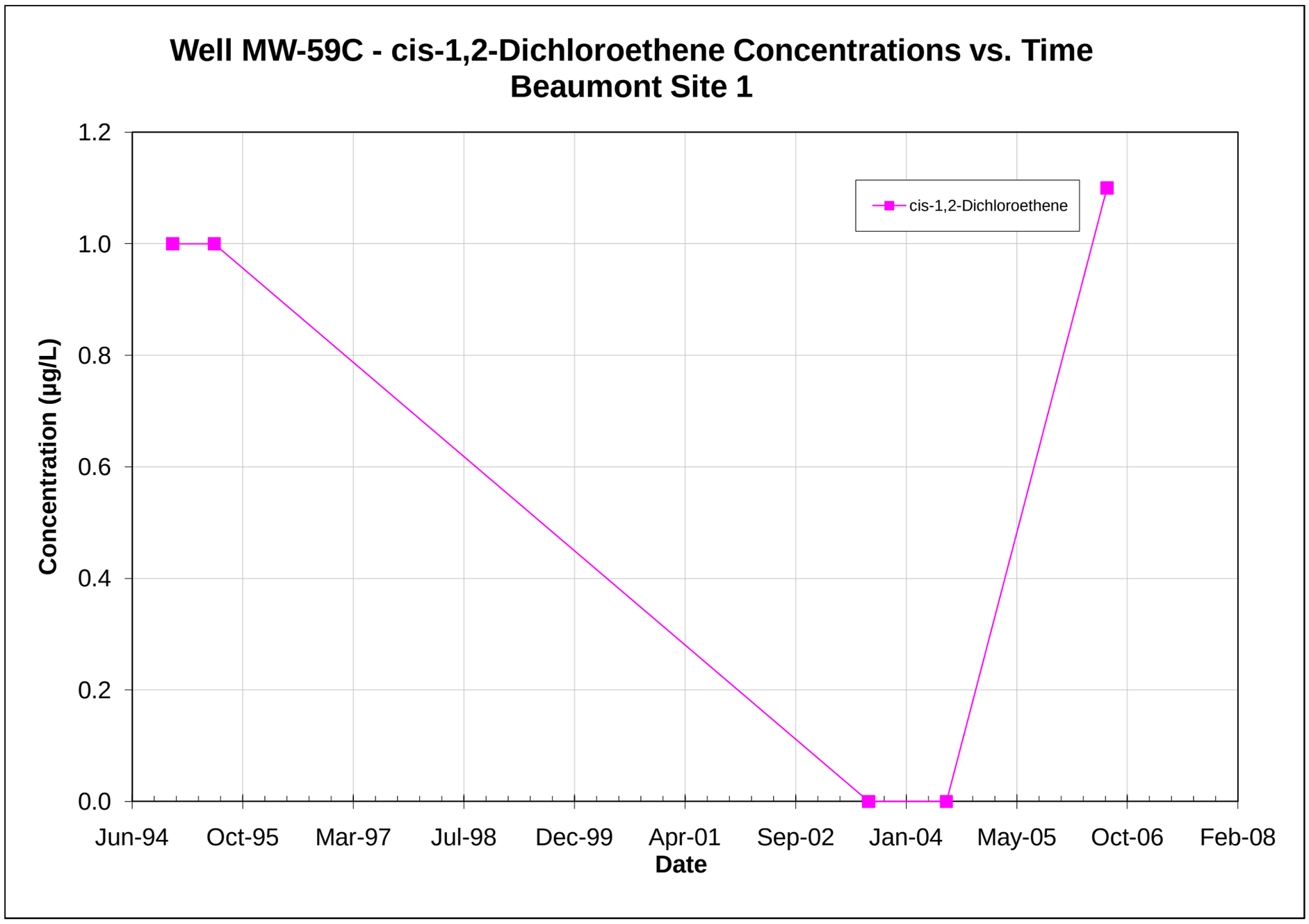

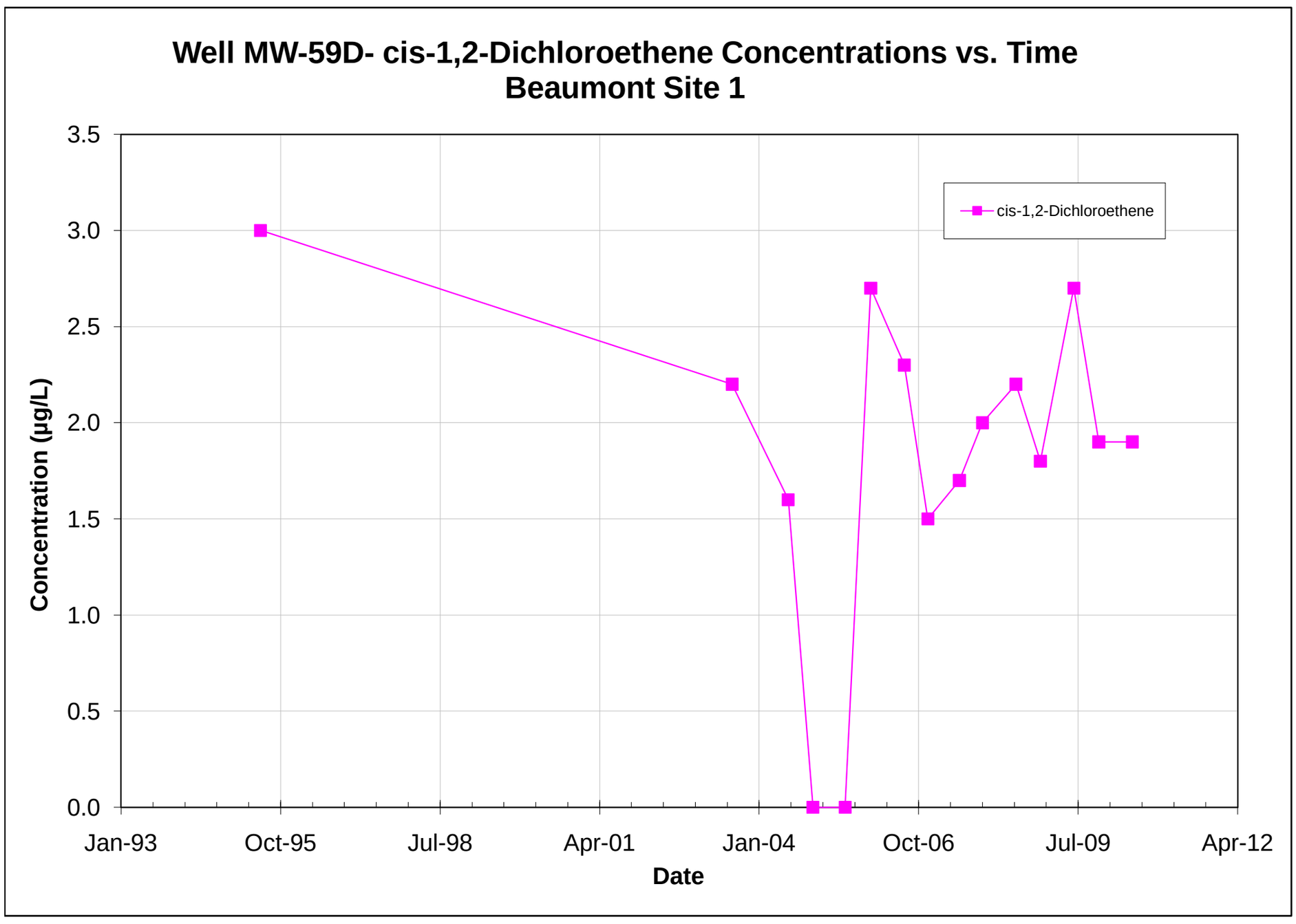

Note: All non-detections are set to zero for graphing purposes.

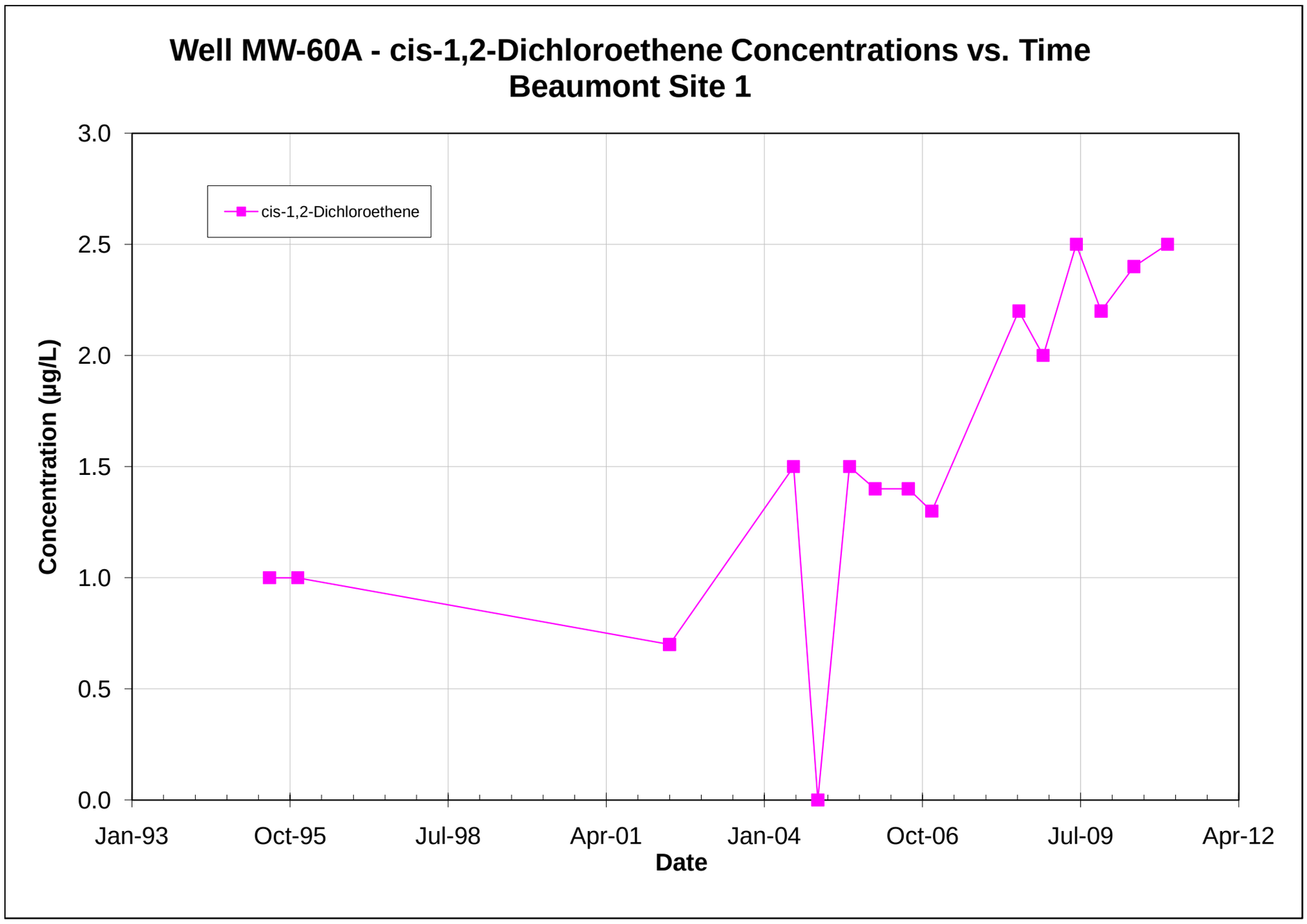

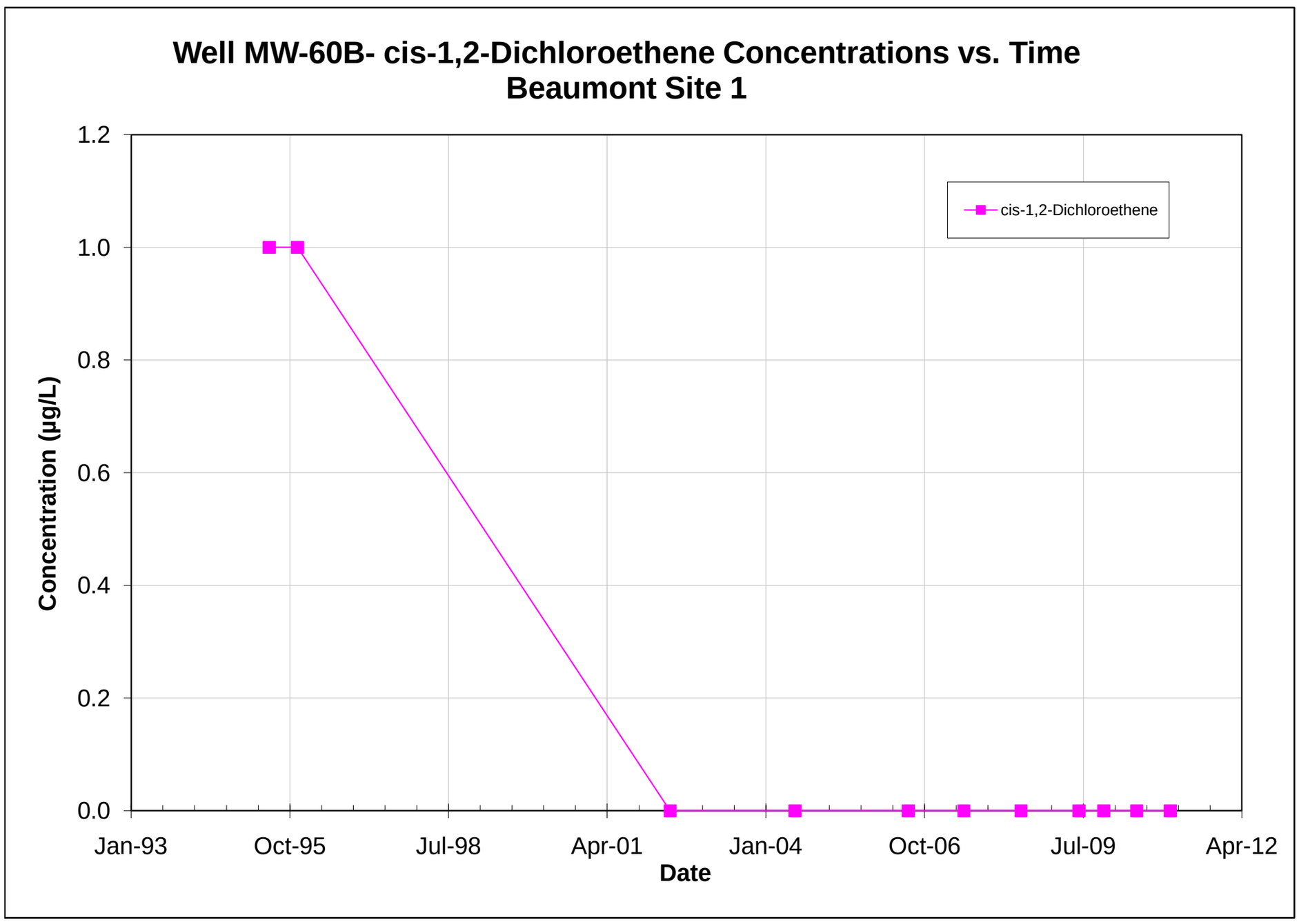

Note: All non-detections are set to zero for graphing purposes.

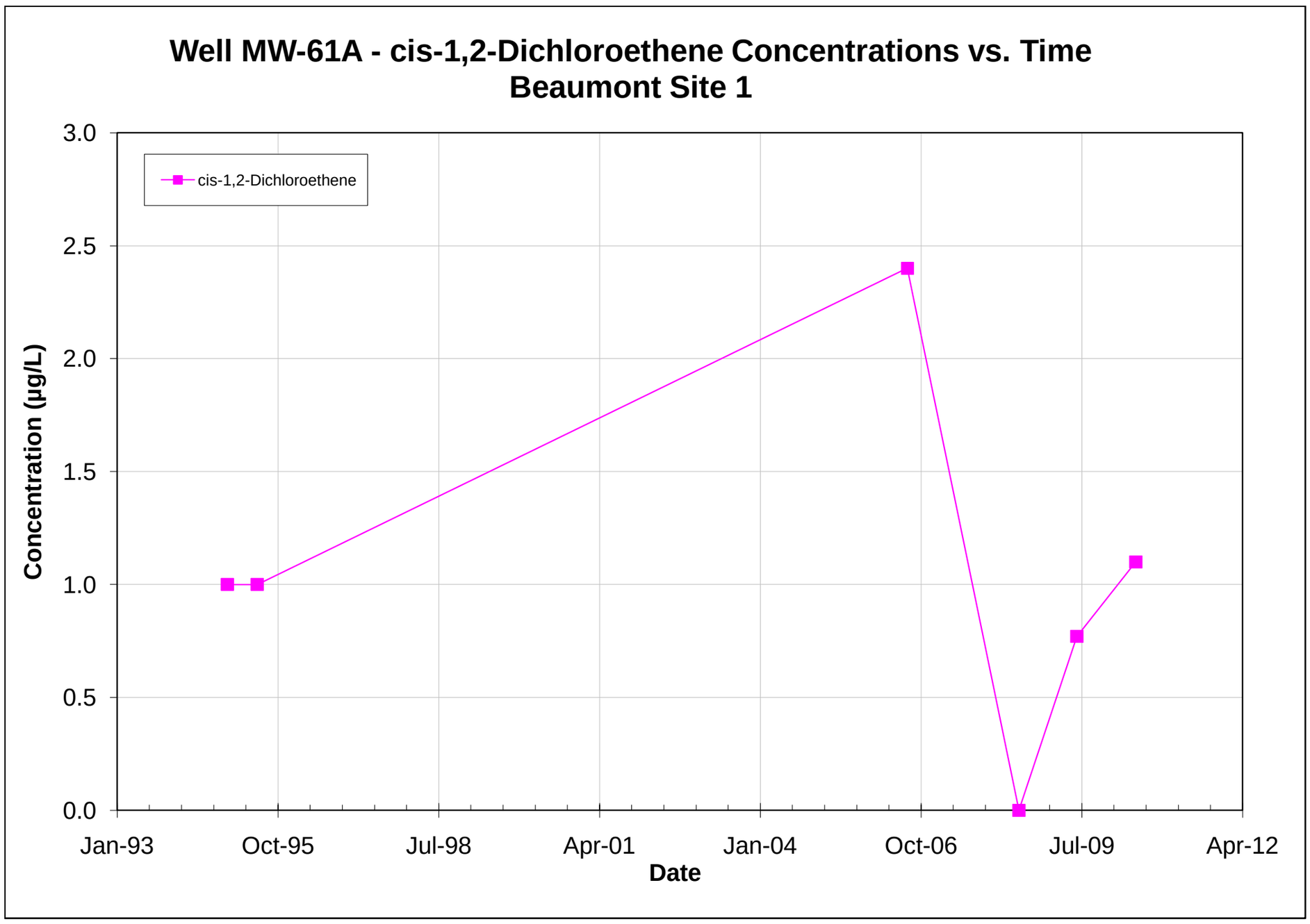

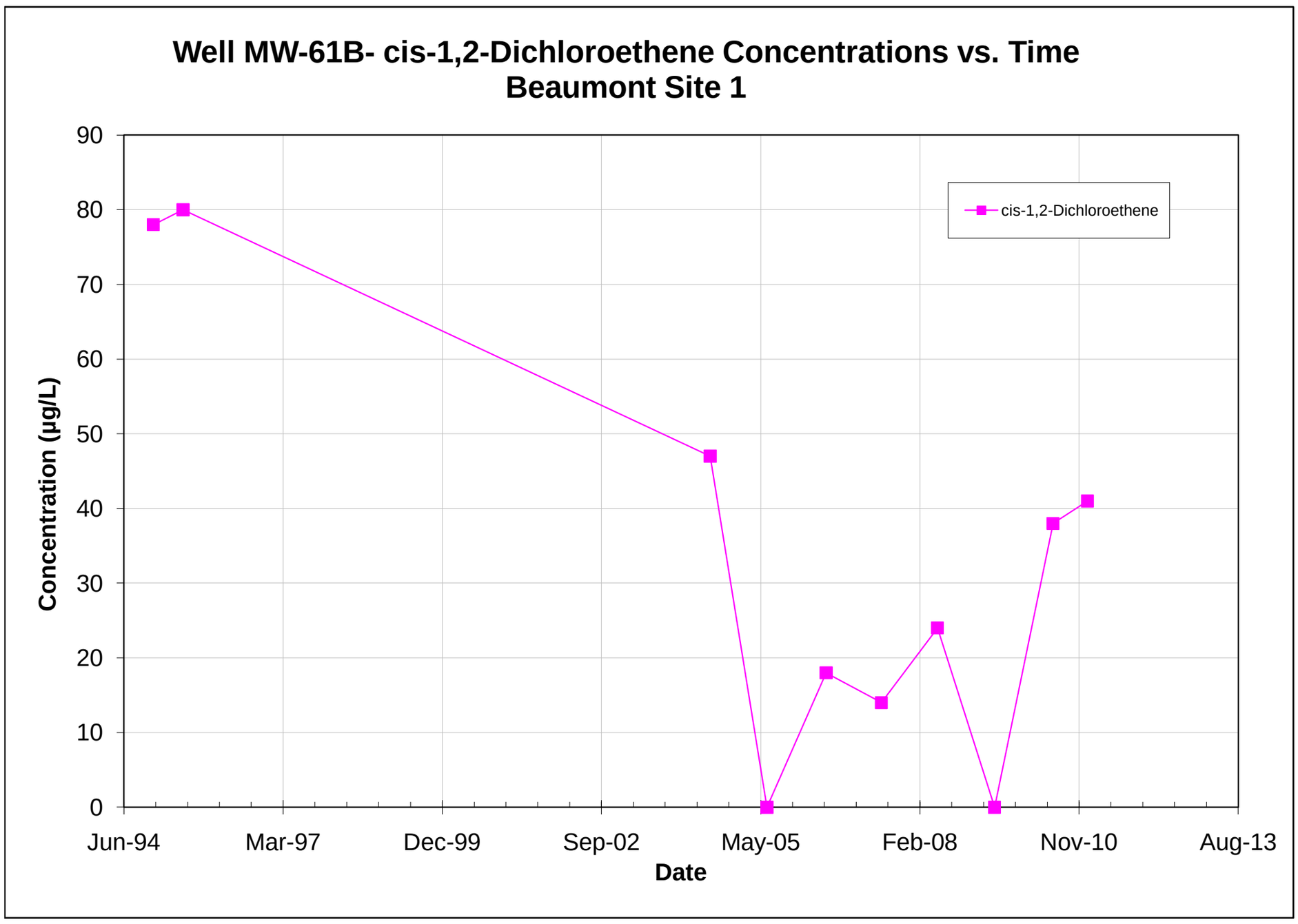

Note: All non-detections are set to zero for graphing purposes.

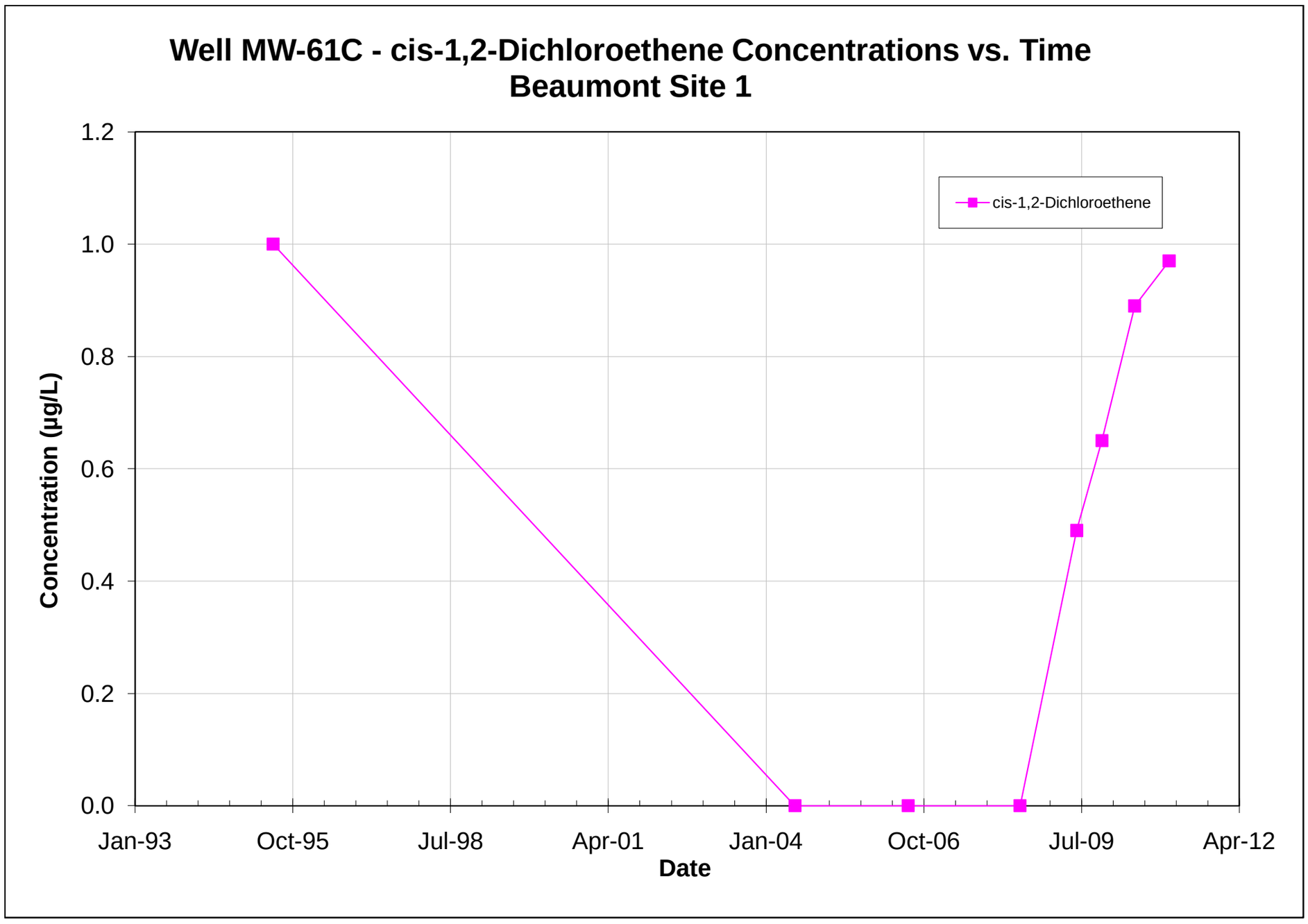

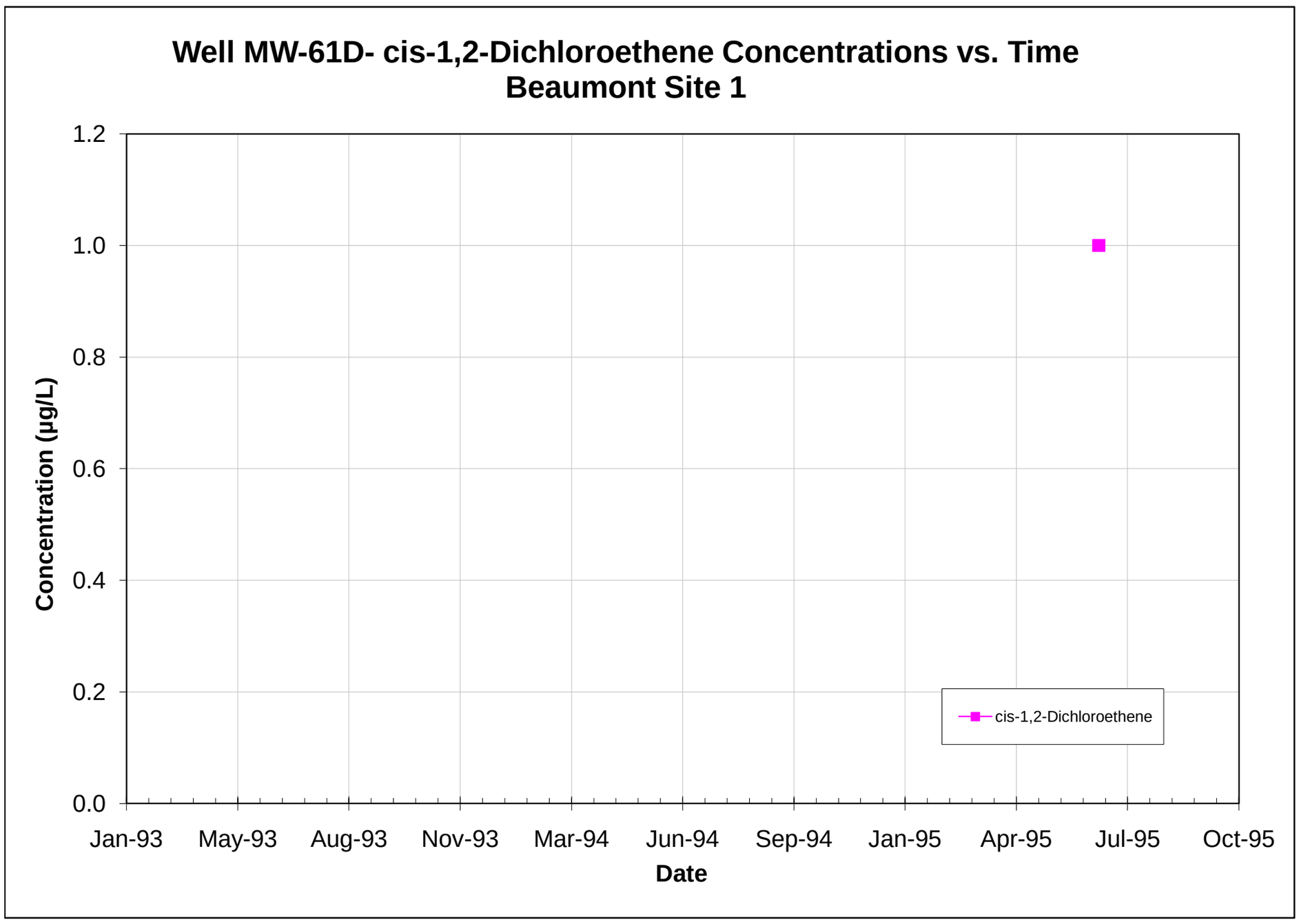

Note: All non-detections are set to zero for graphing purposes.

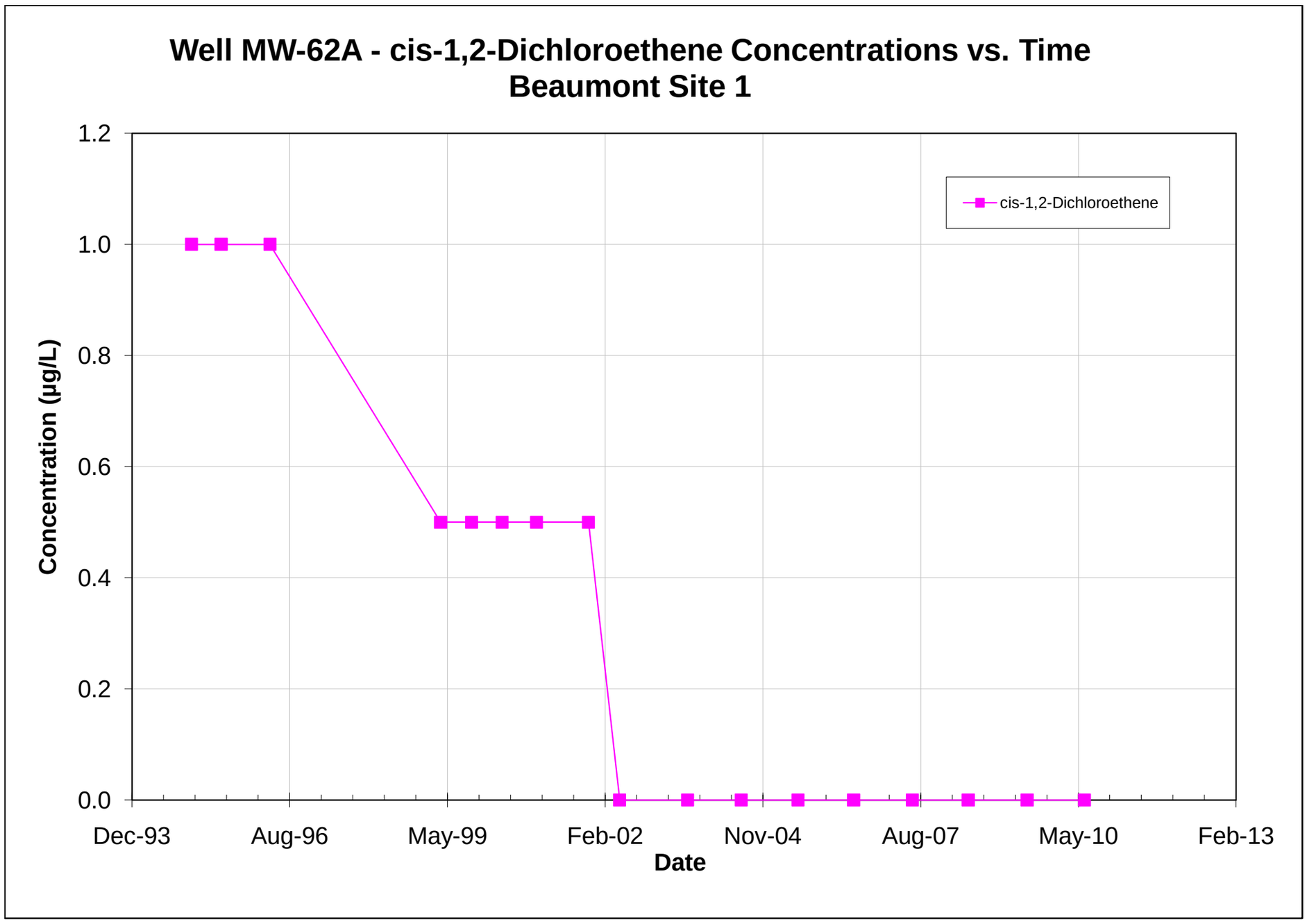

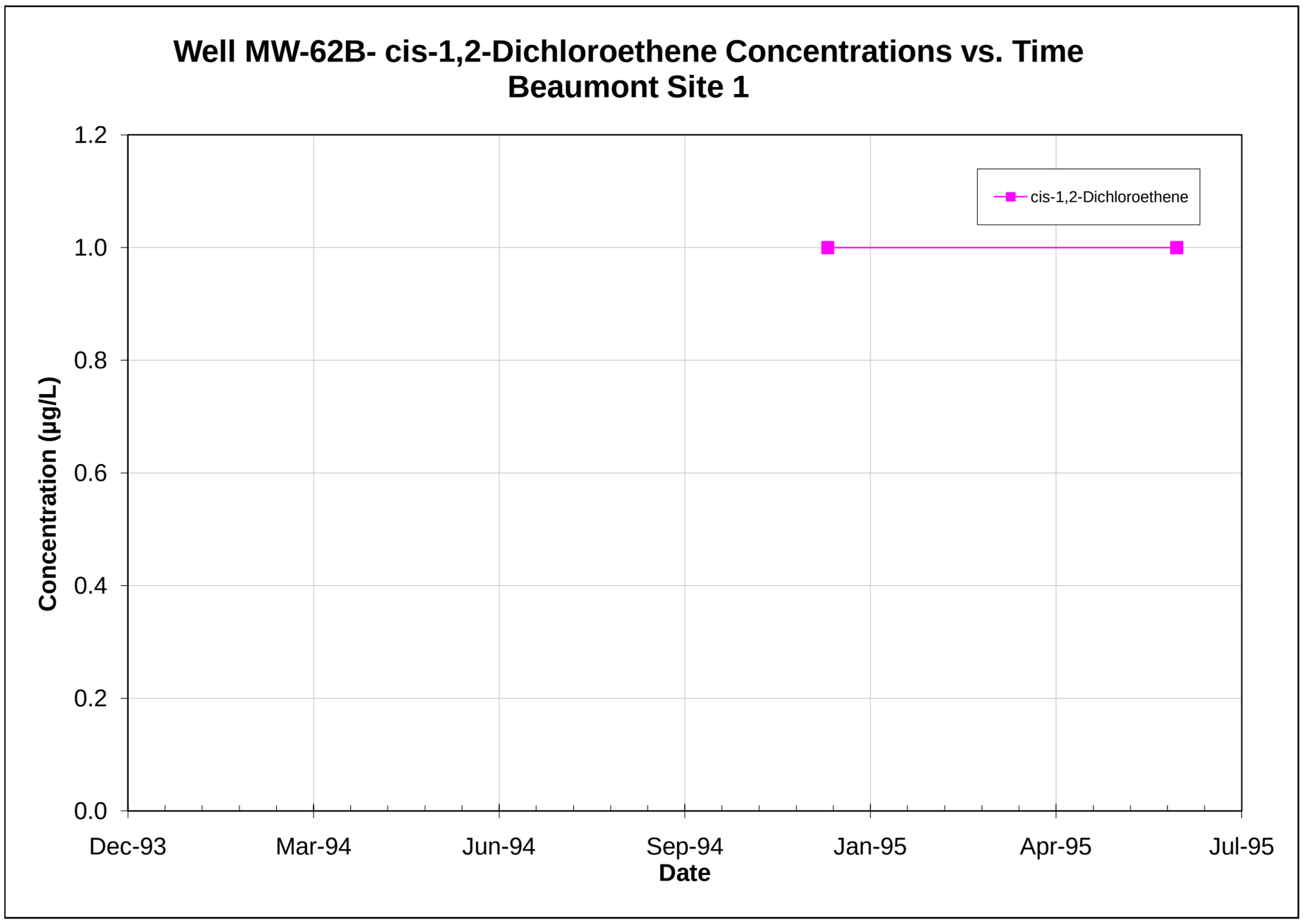

Note: All non-detections are set to zero for graphing purposes.

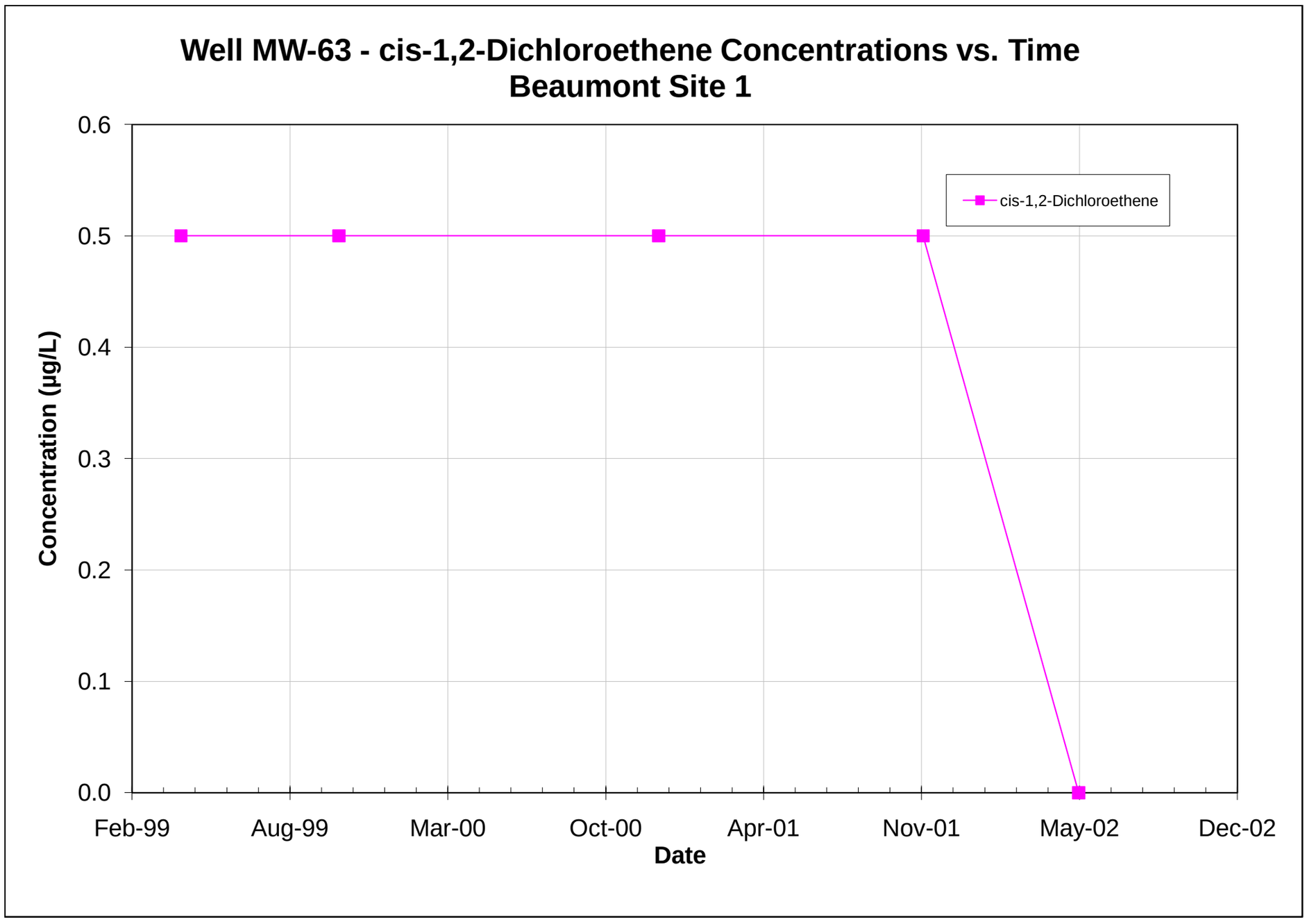

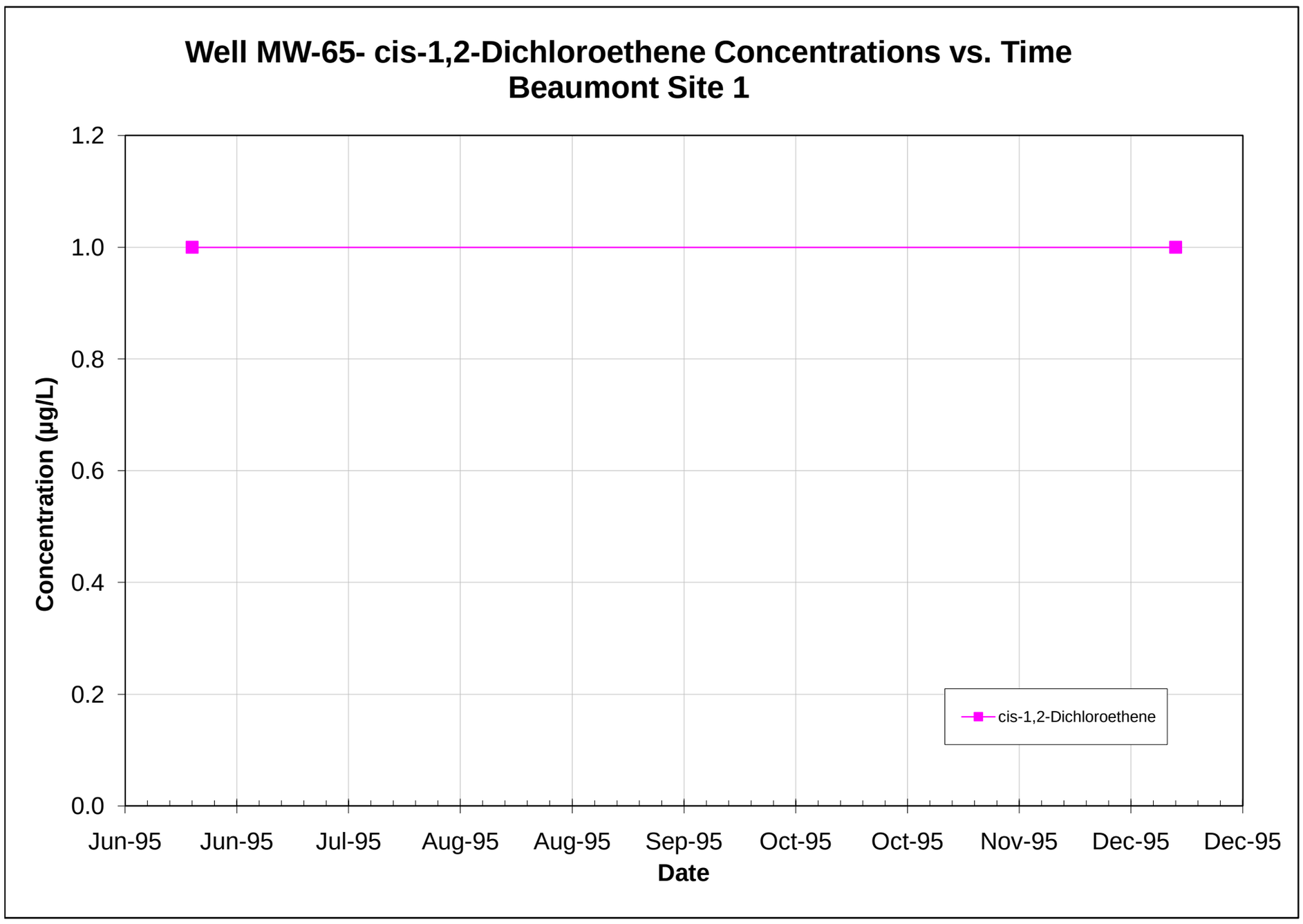

Note: All non-detections are set to zero for graphing purposes.

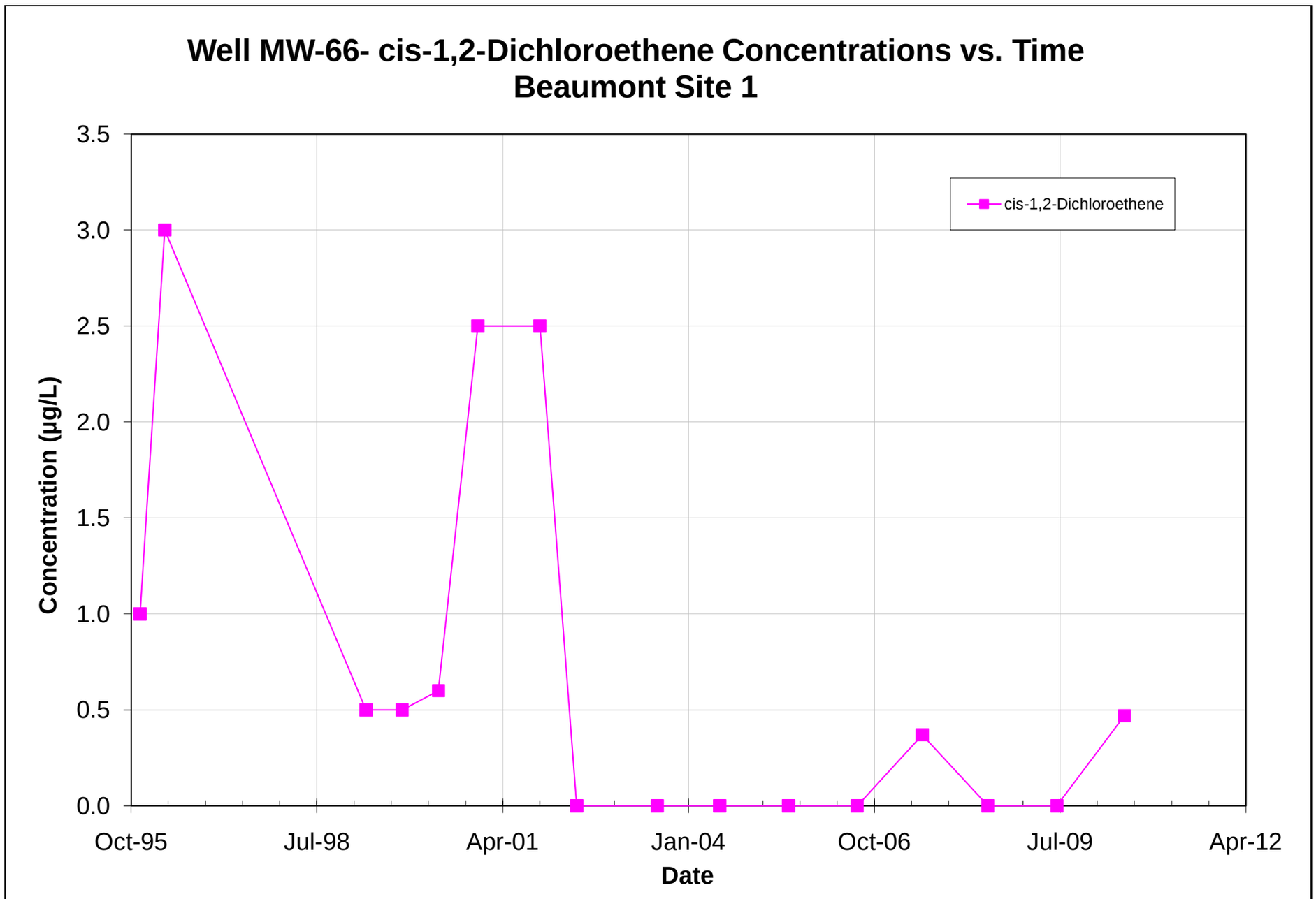

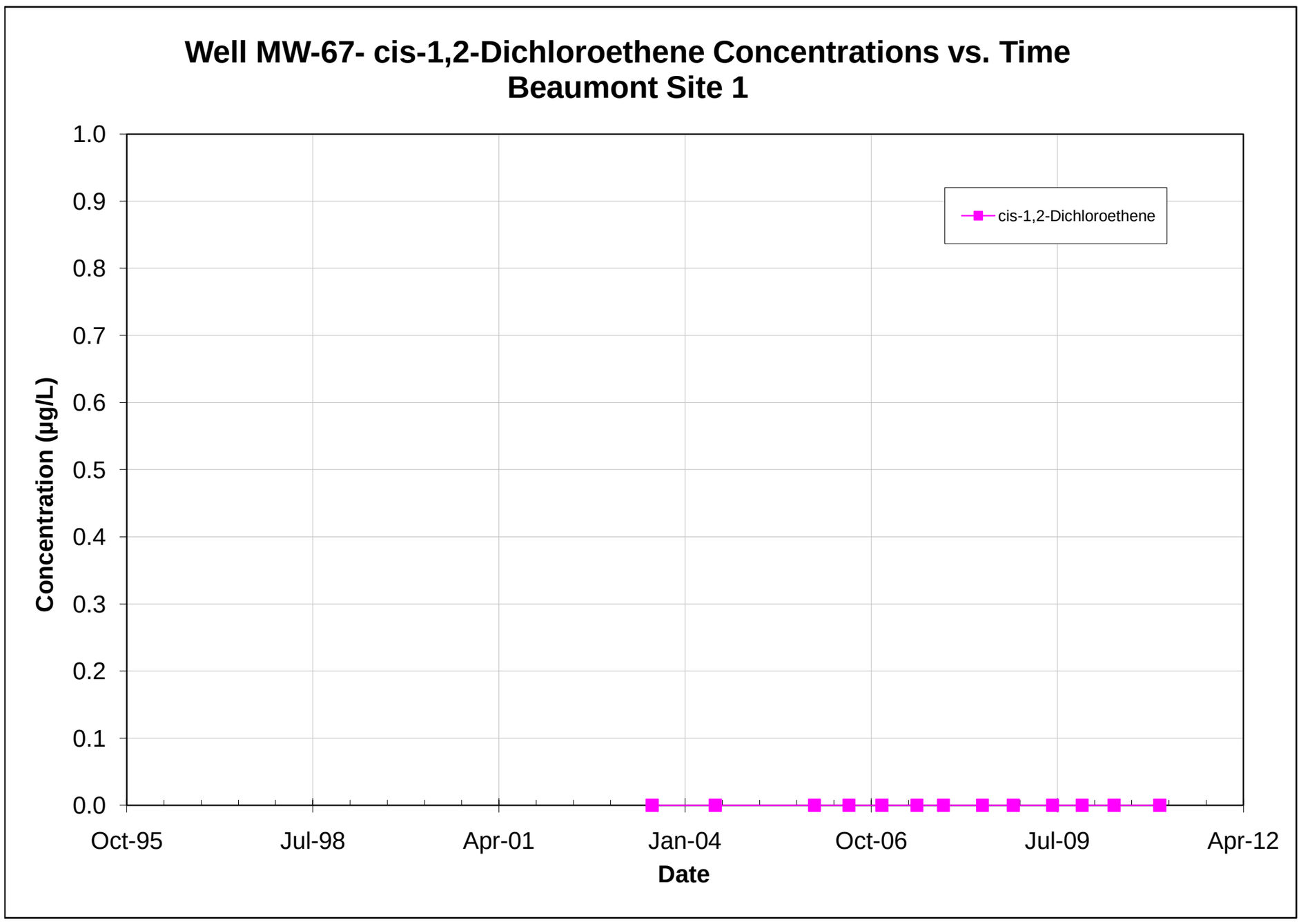

Note: All non-detections are set to zero for graphing purposes.

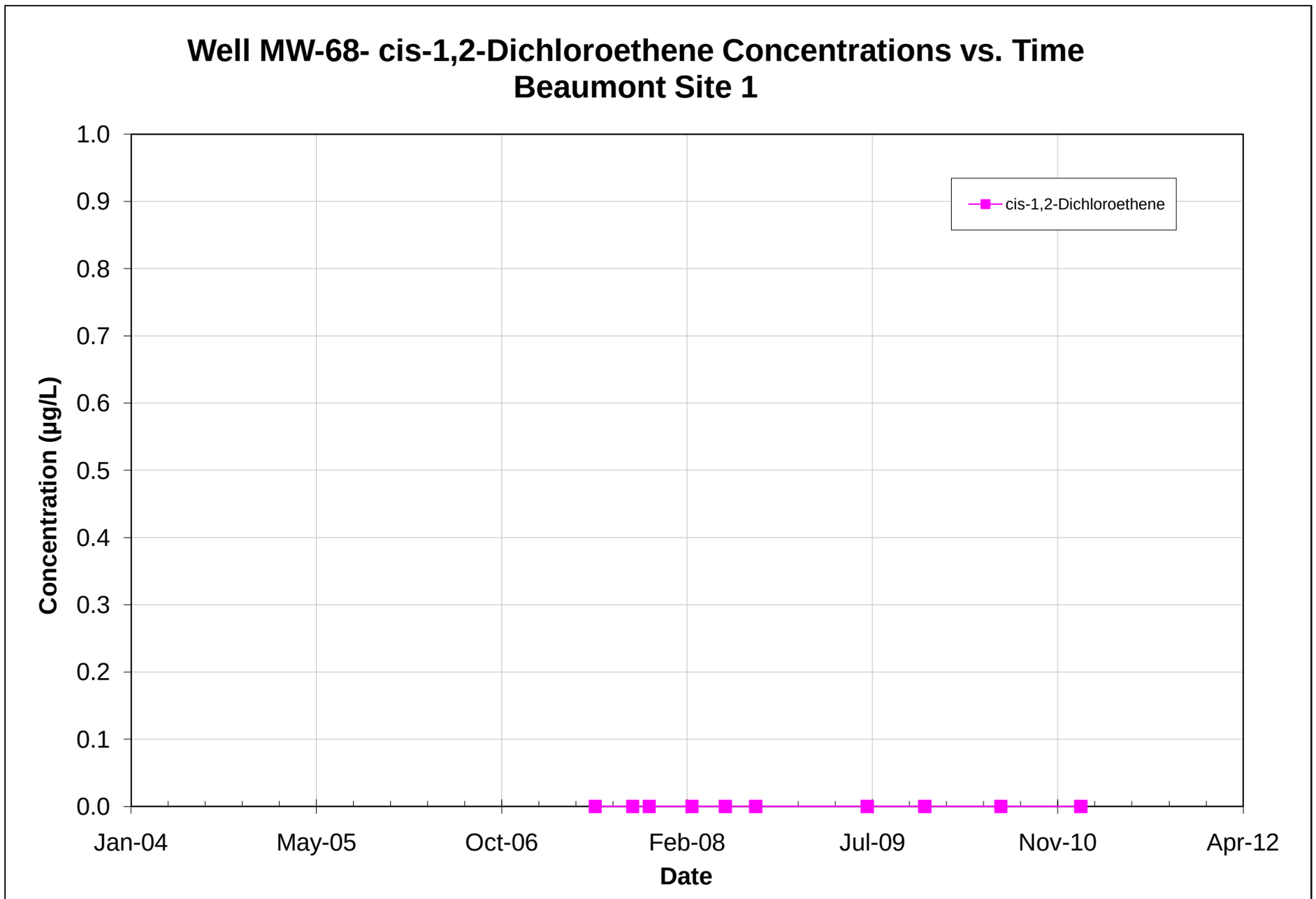

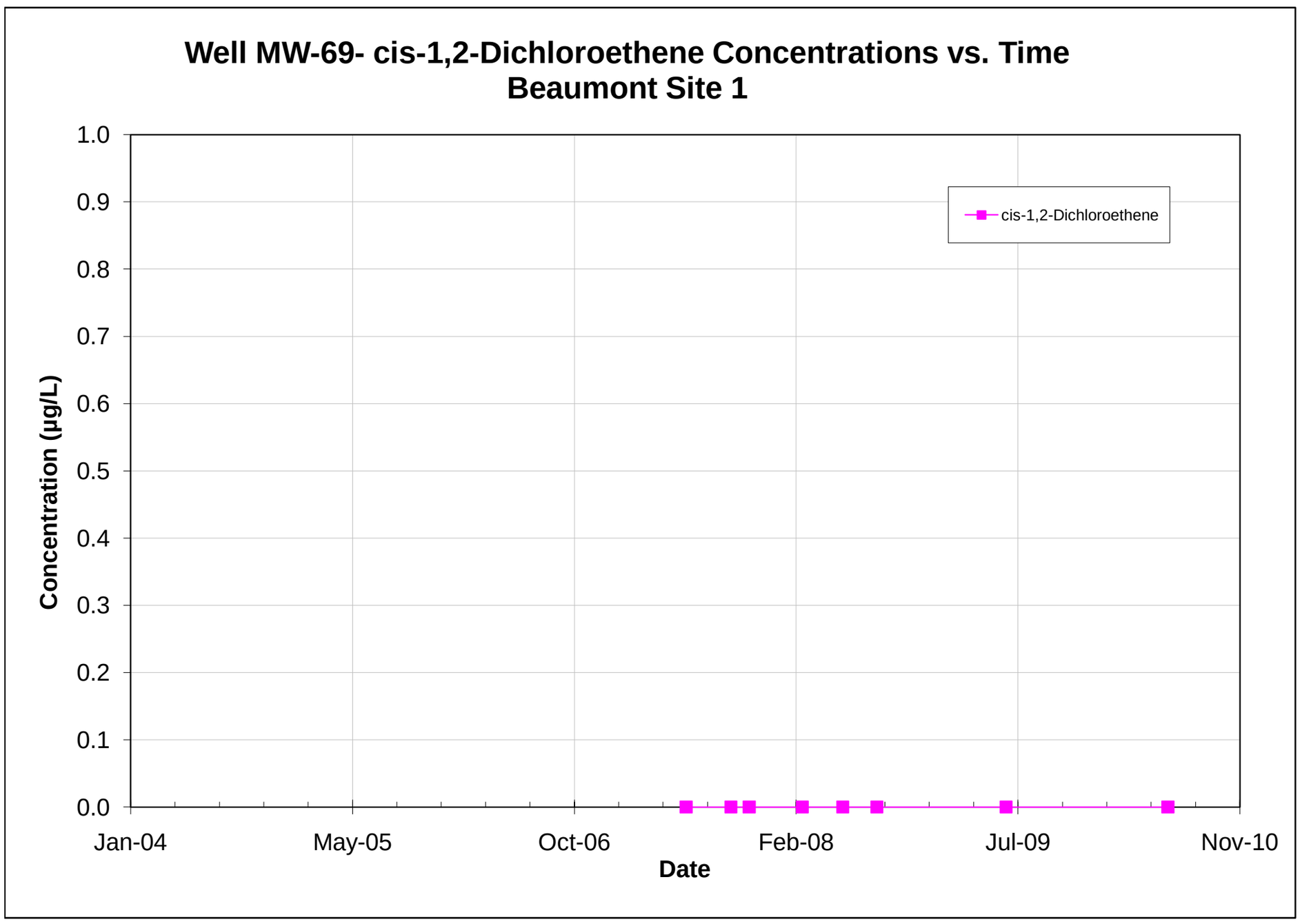

Note: All non-detections are set to zero for graphing purposes.

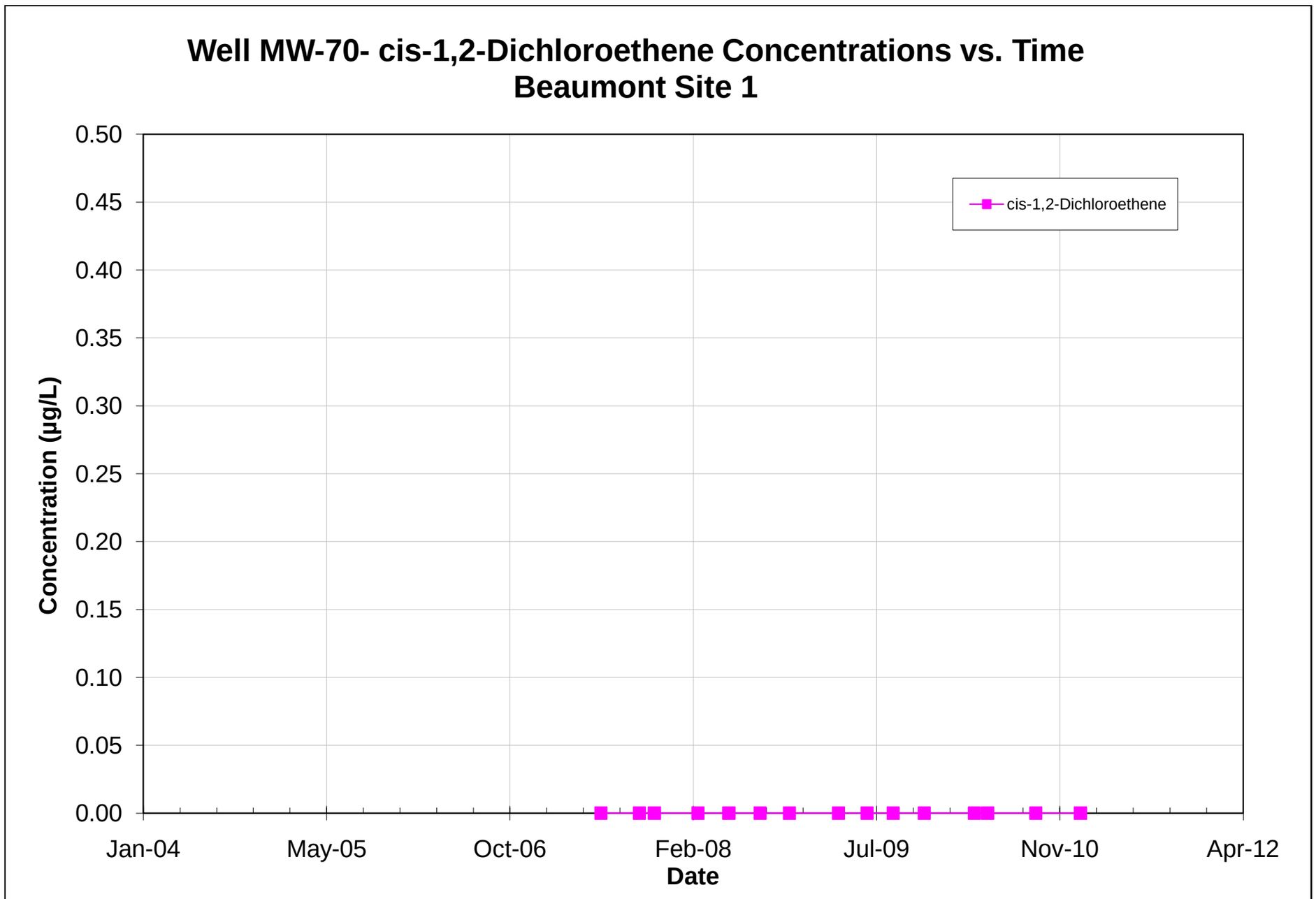

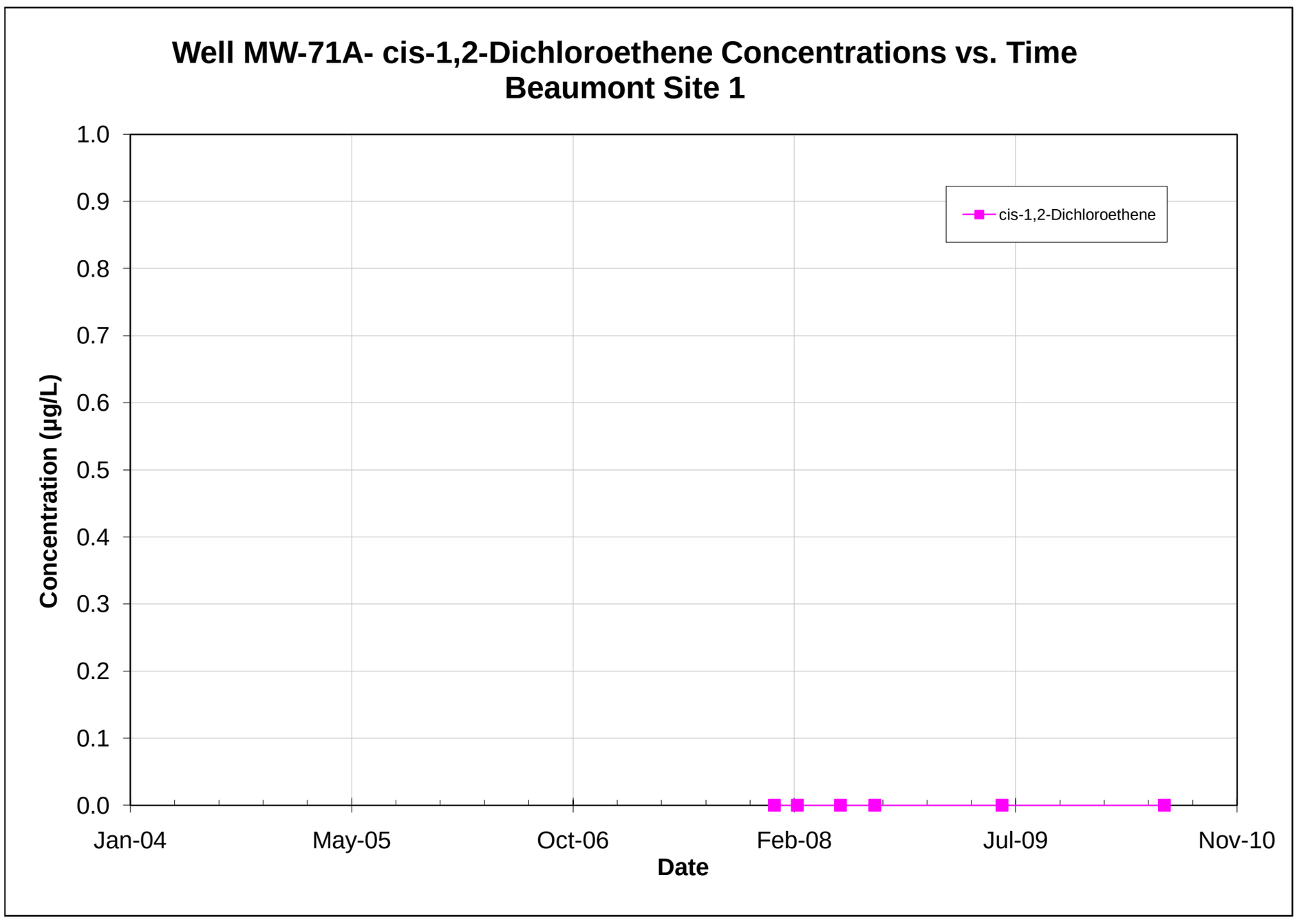

Note: All non-detections are set to zero for graphing purposes.

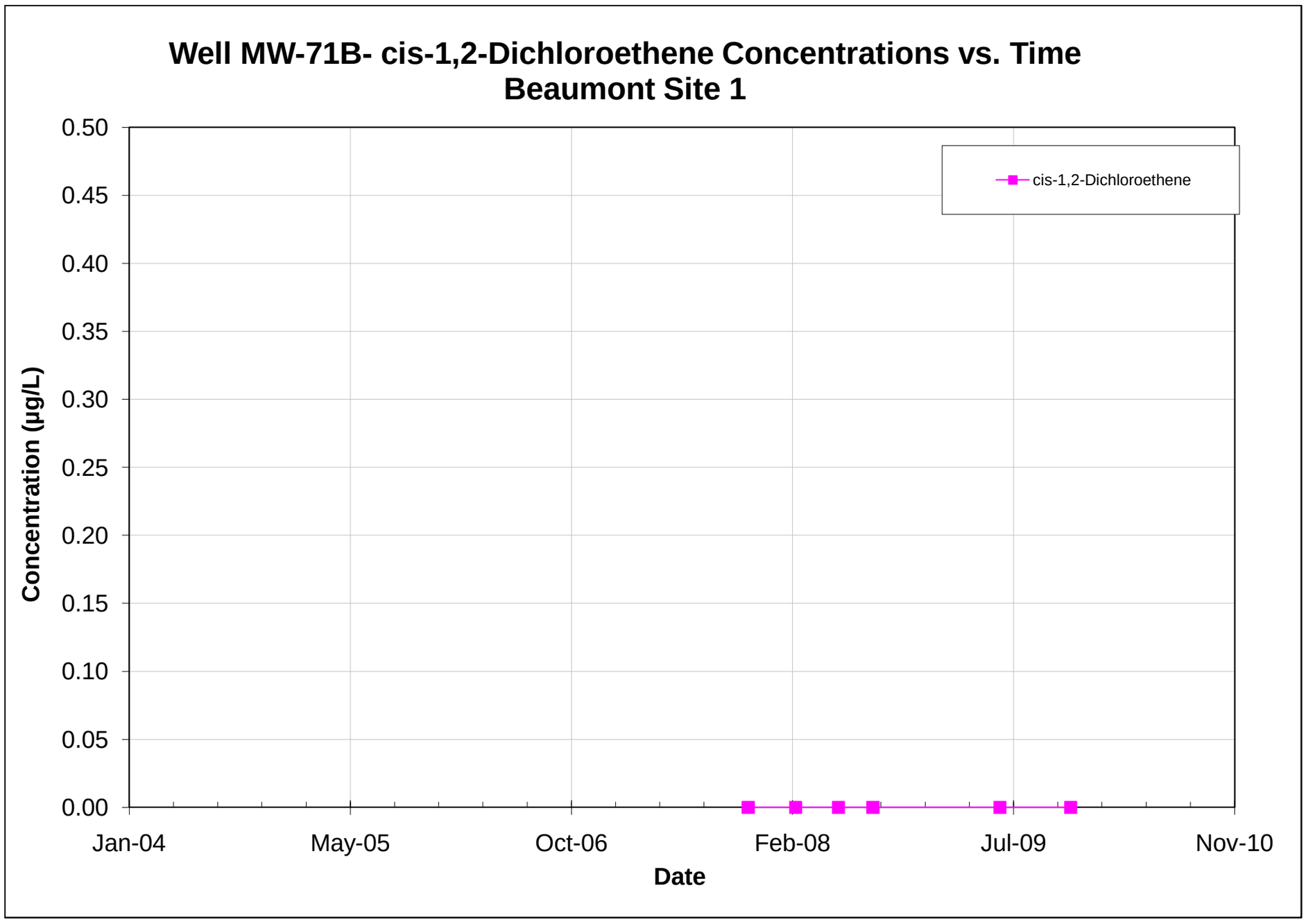

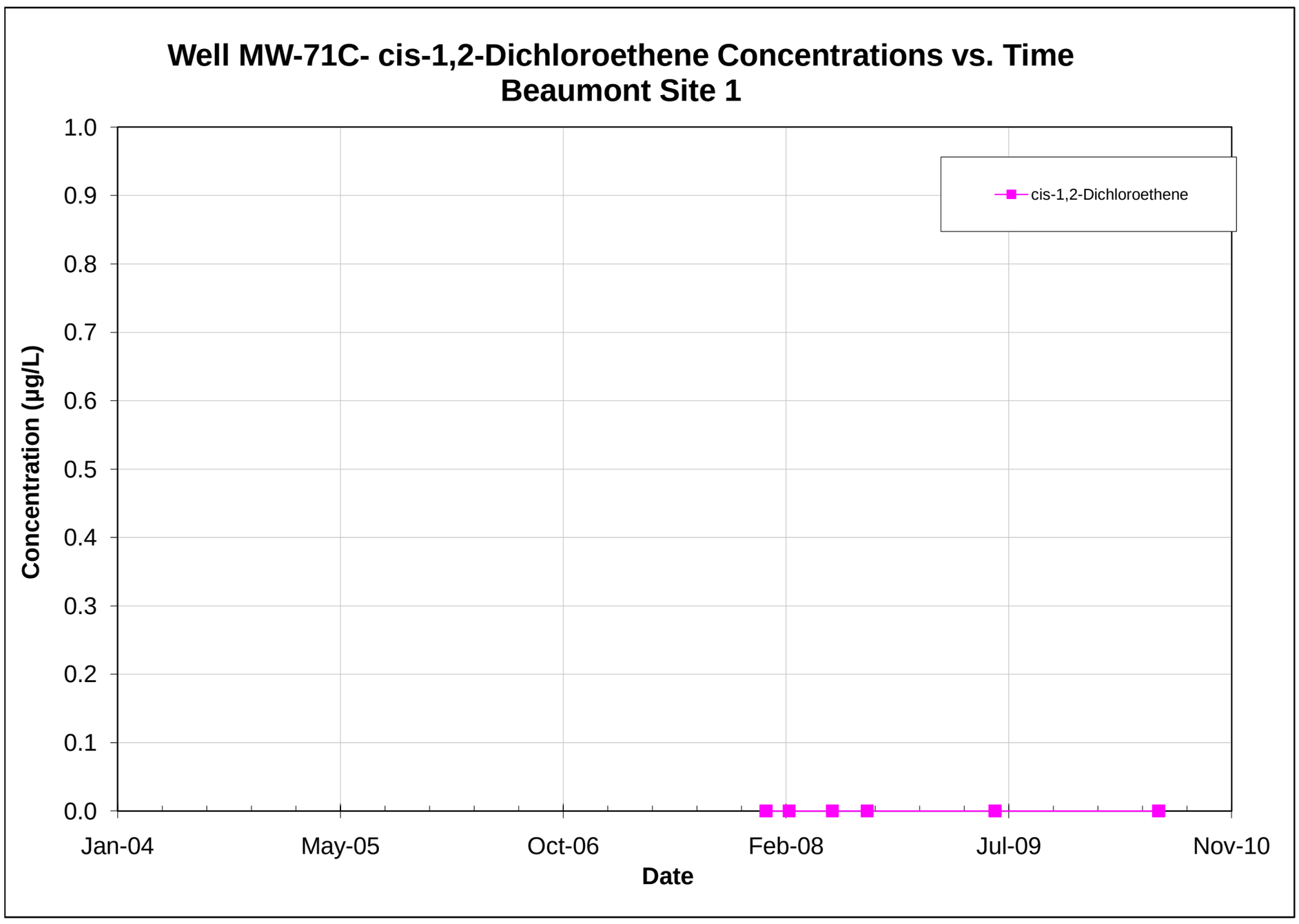

Note: All non-detections are set to zero for graphing purposes.

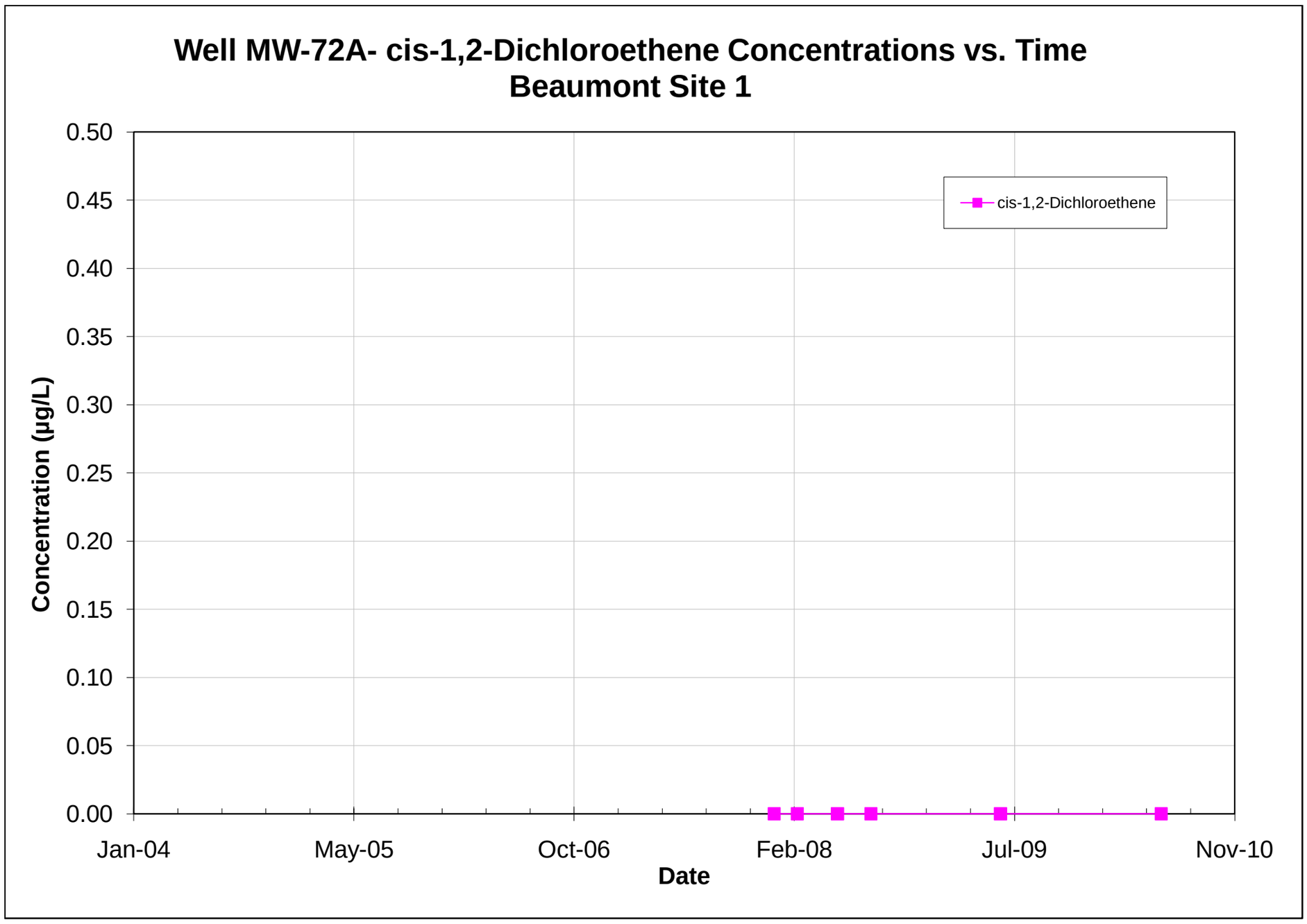

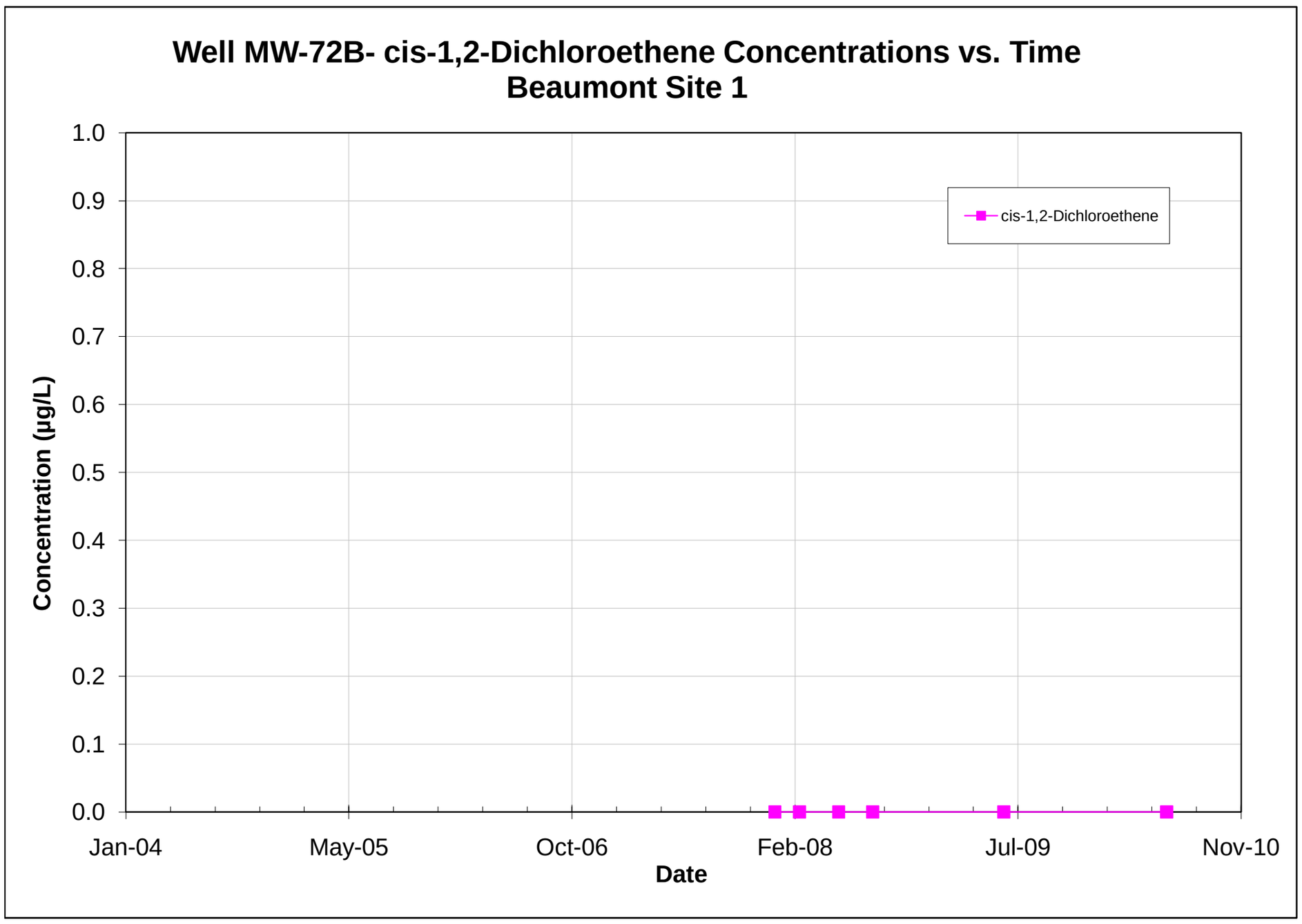

Note: All non-detections are set to zero for graphing purposes.

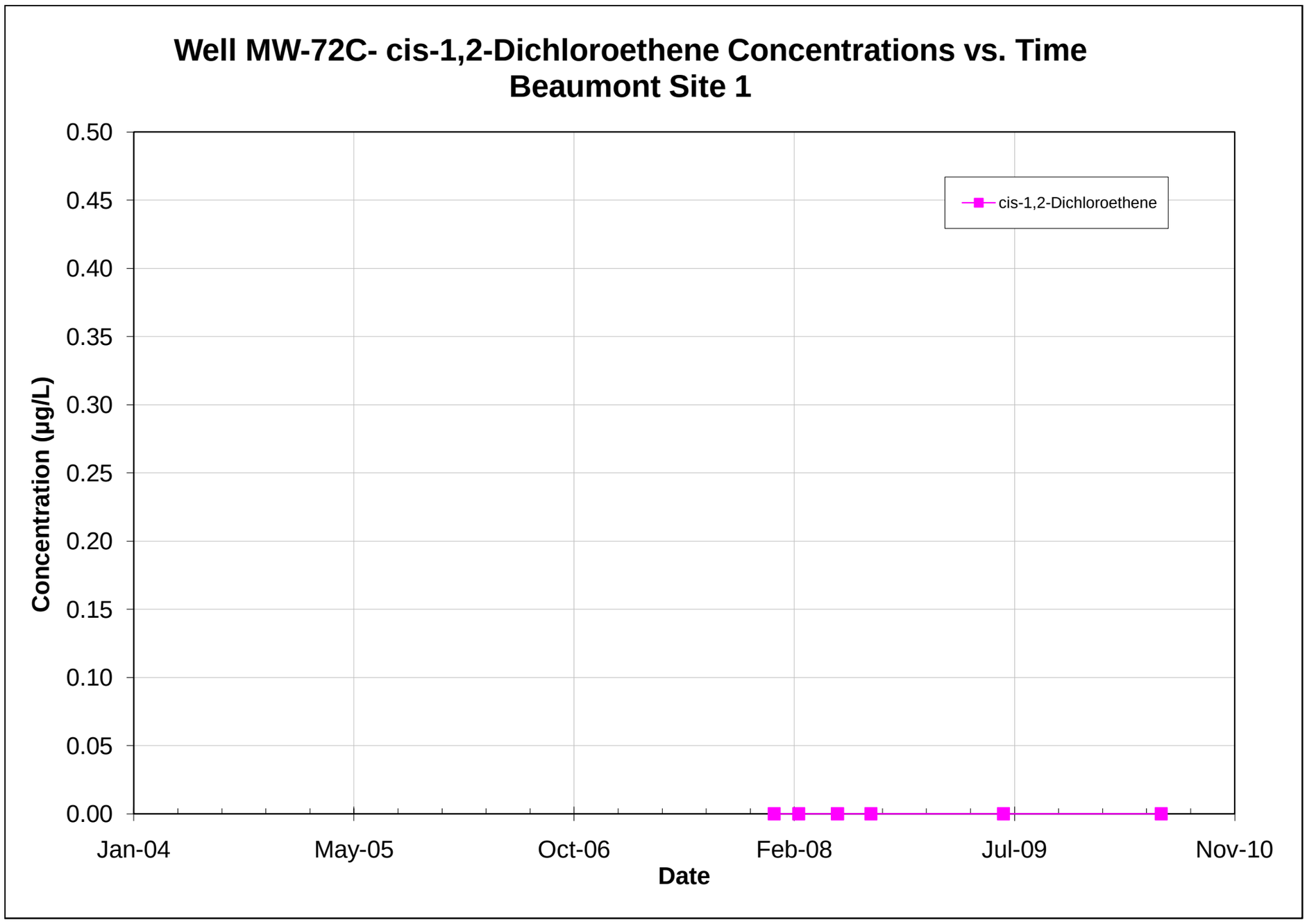

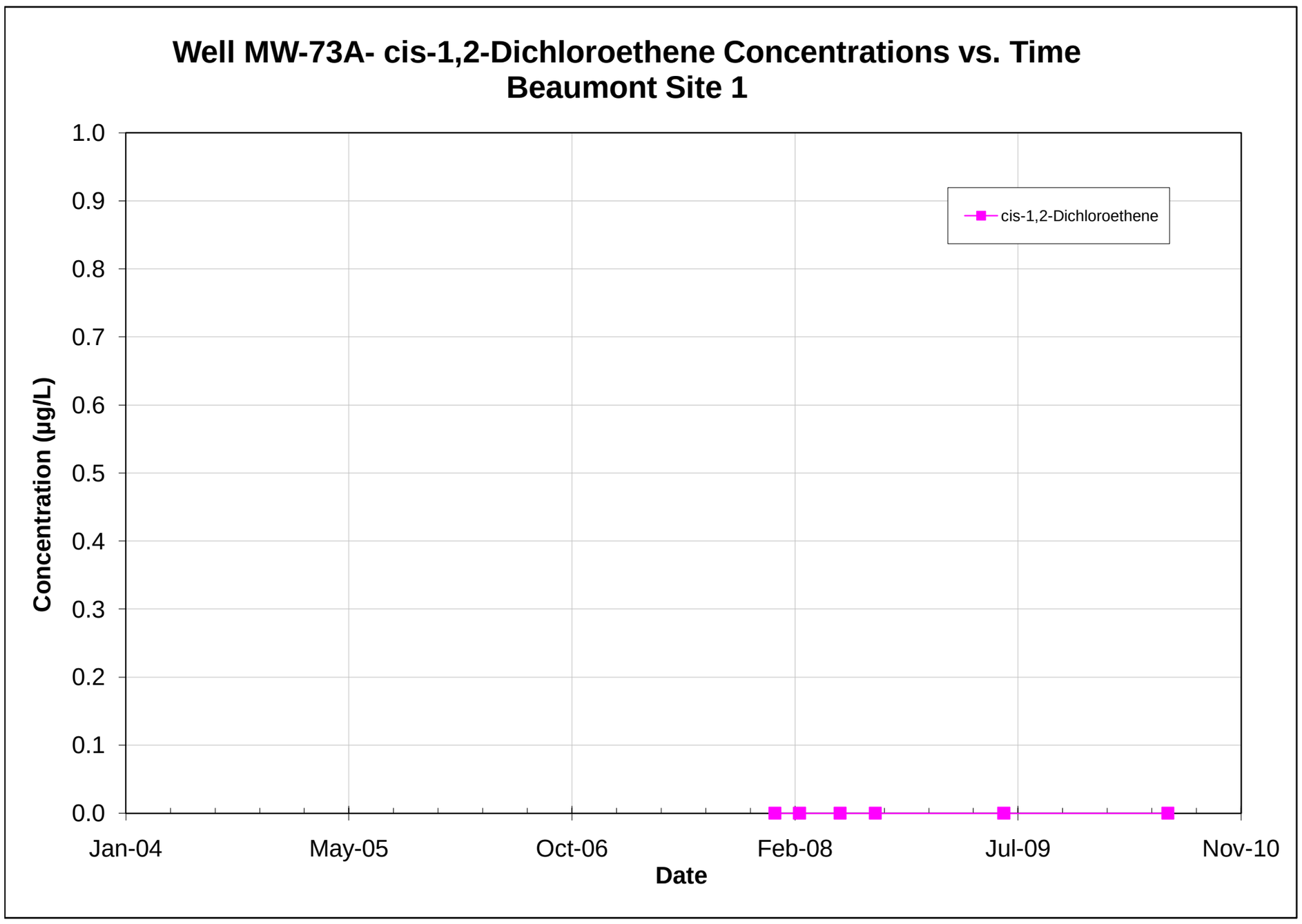

Note: All non-detections are set to zero for graphing purposes.

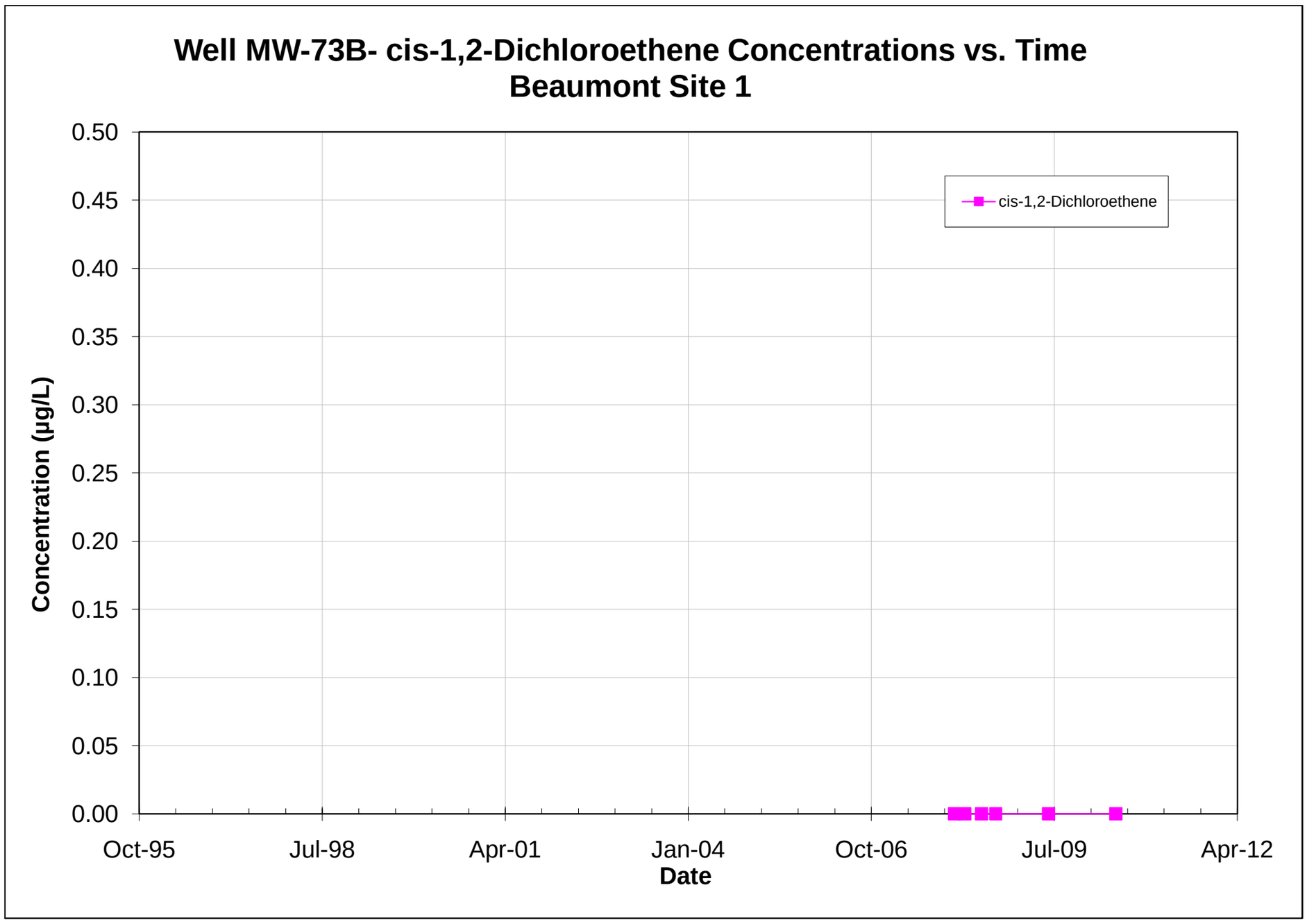

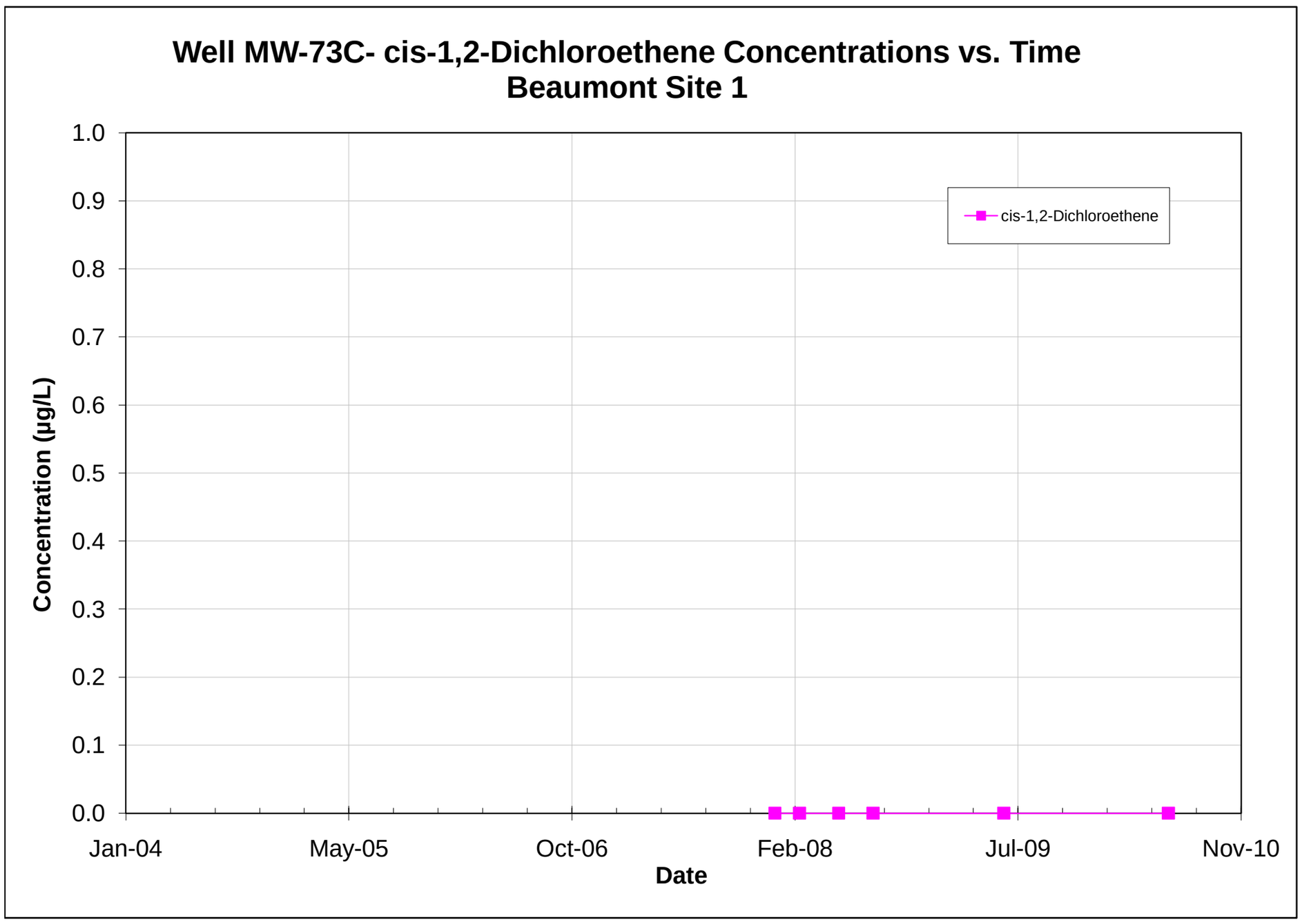

Note: All non-detections are set to zero for graphing purposes.

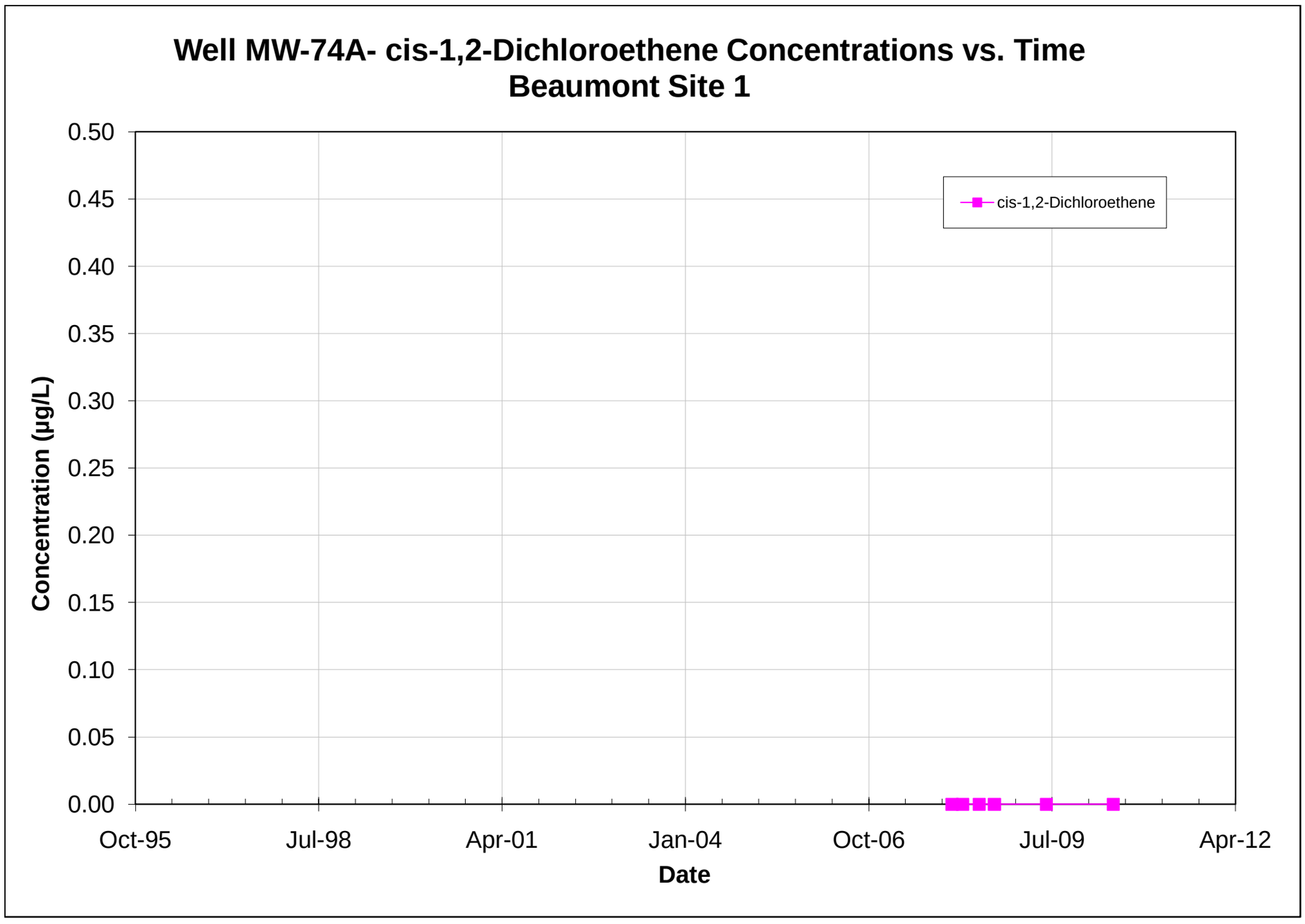

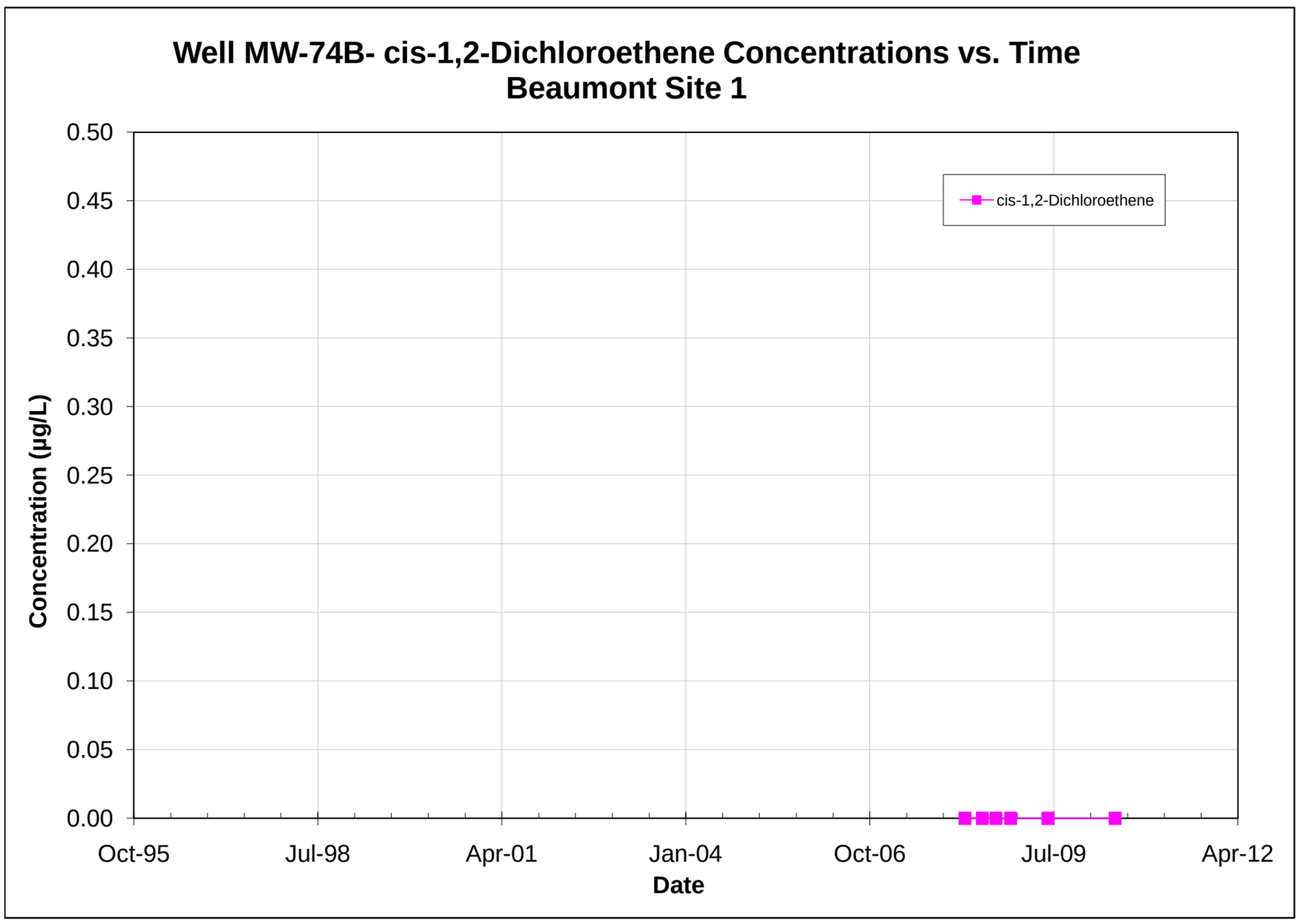

Note: All non-detections are set to zero for graphing purposes.

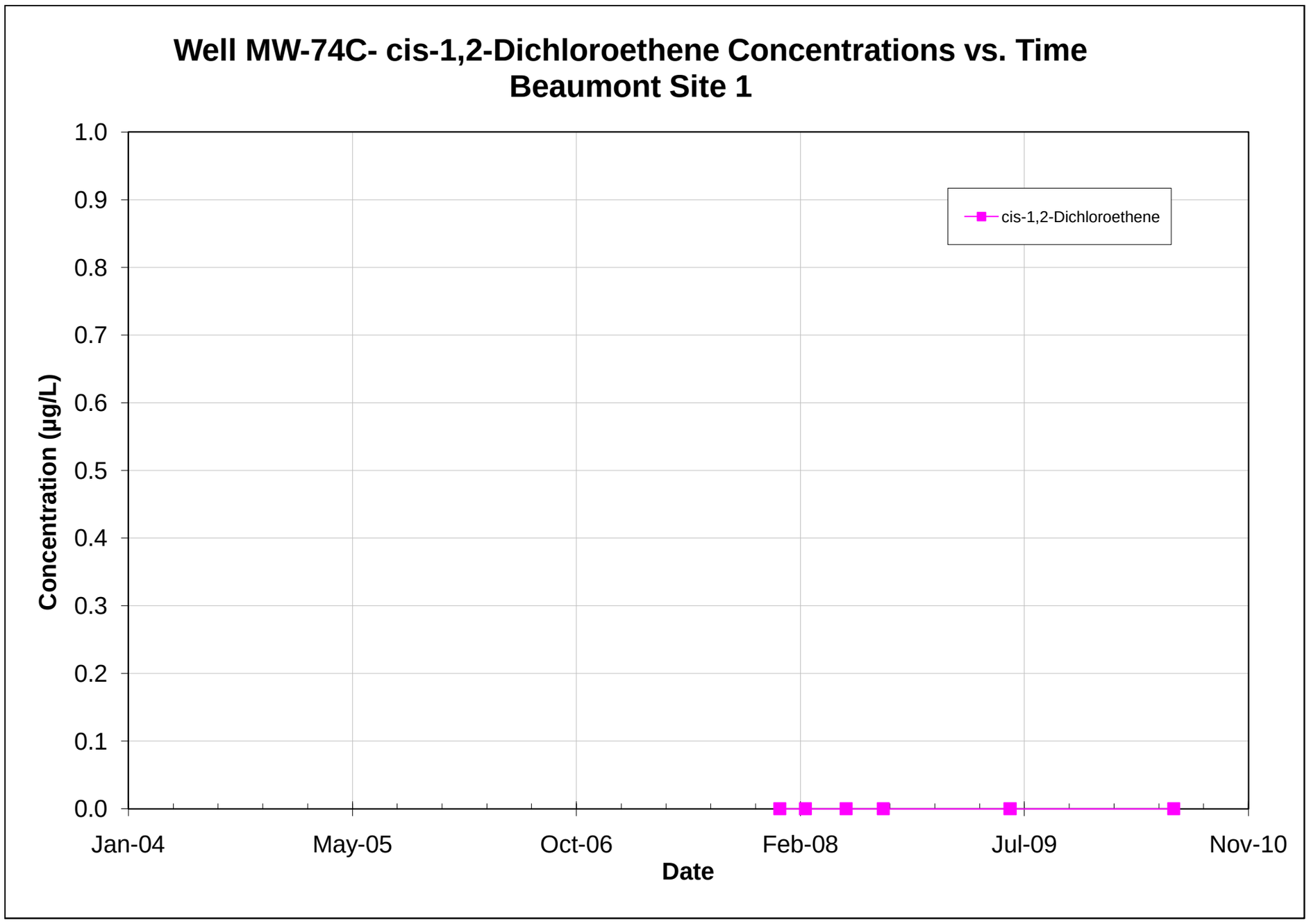

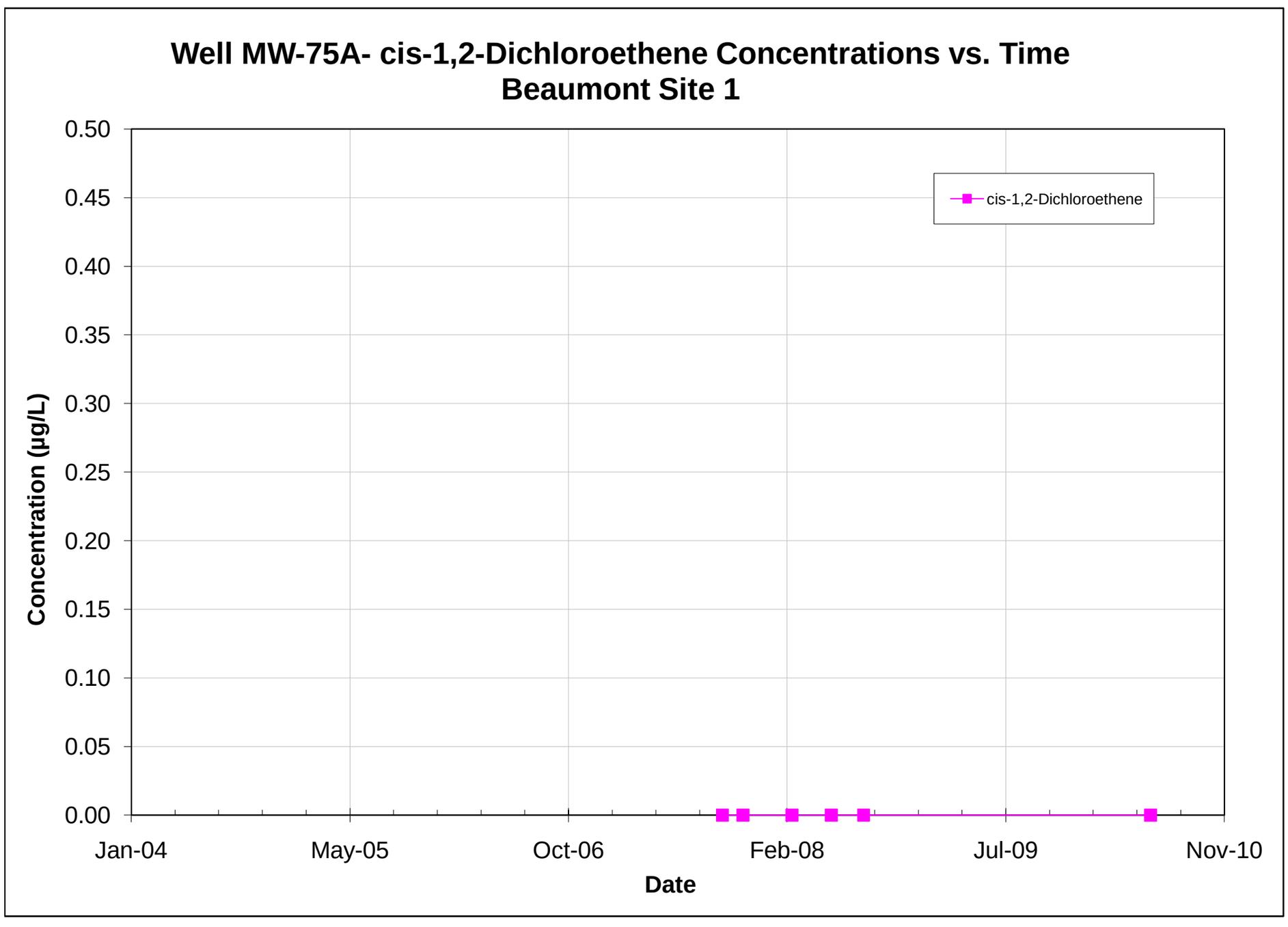

Note: All non-detections are set to zero for graphing purposes.

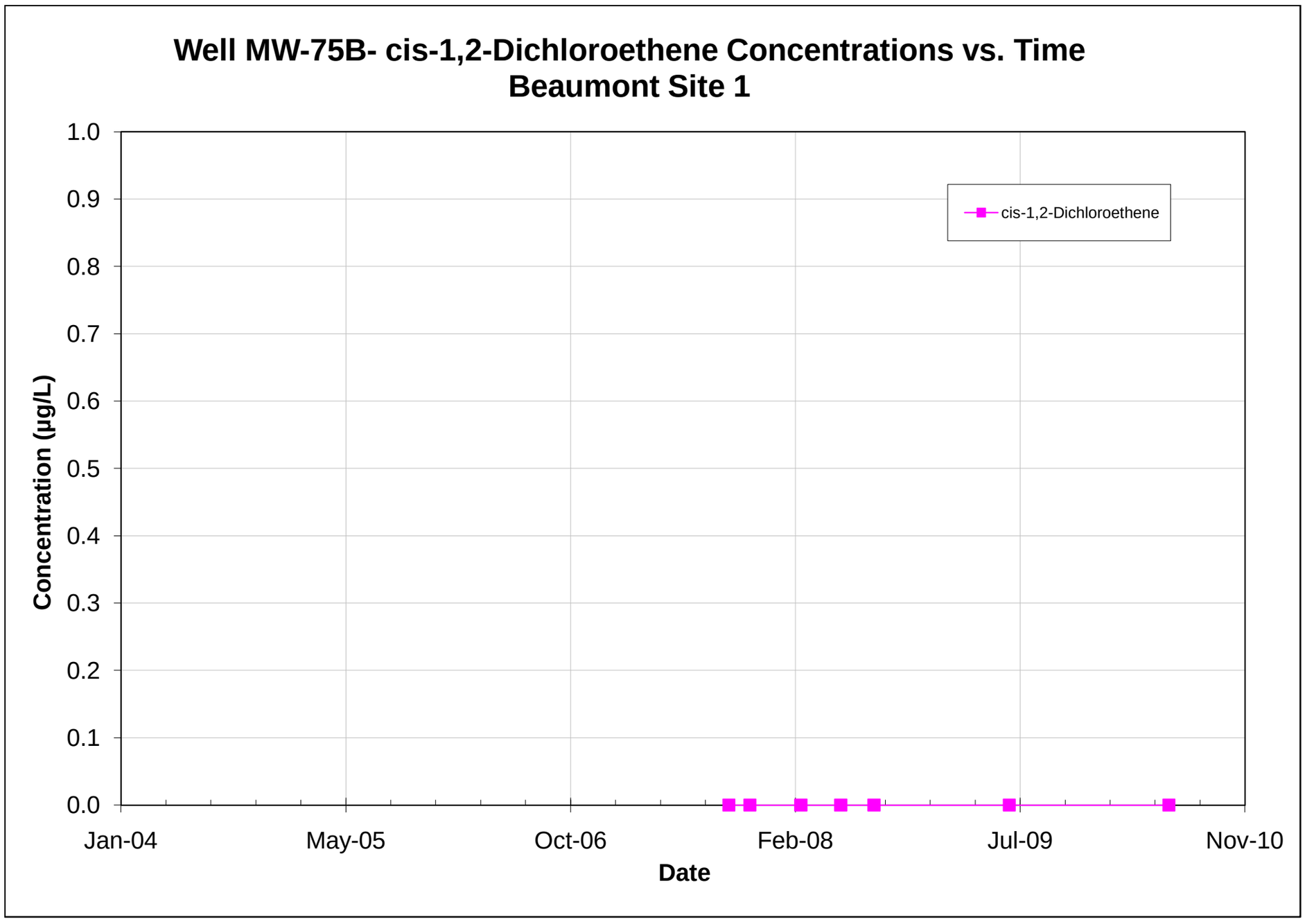

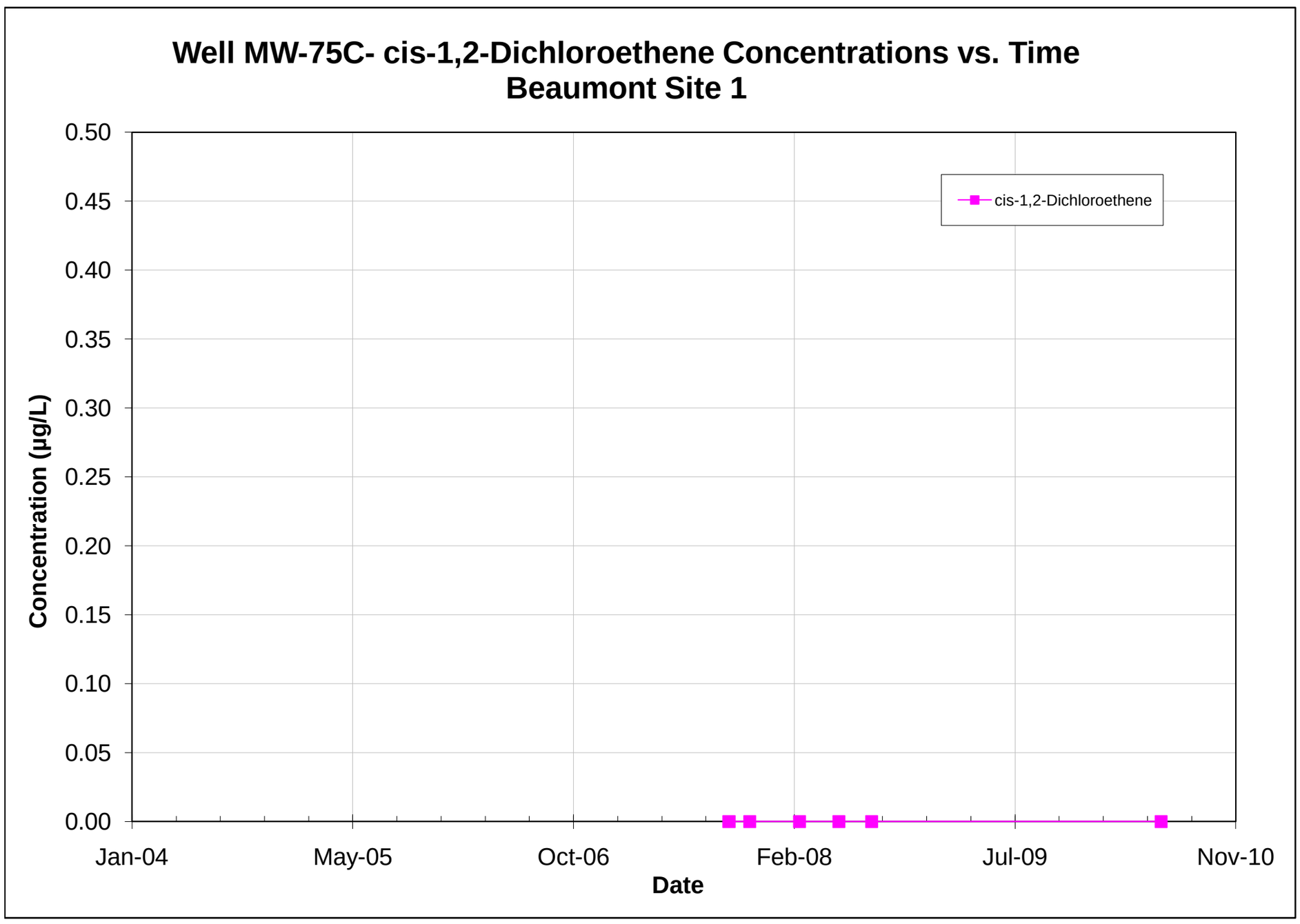

Note: All non-detections are set to zero for graphing purposes.

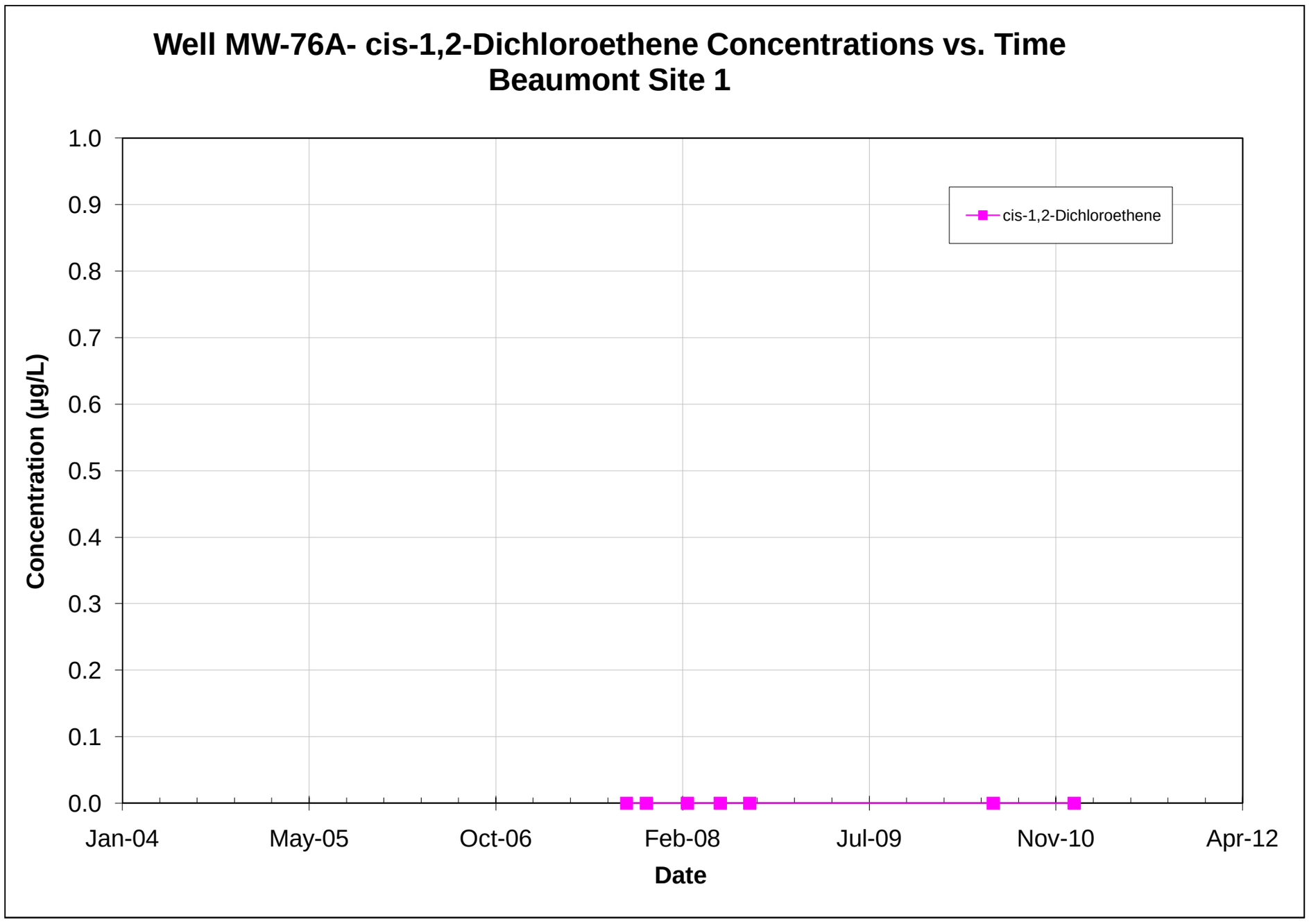

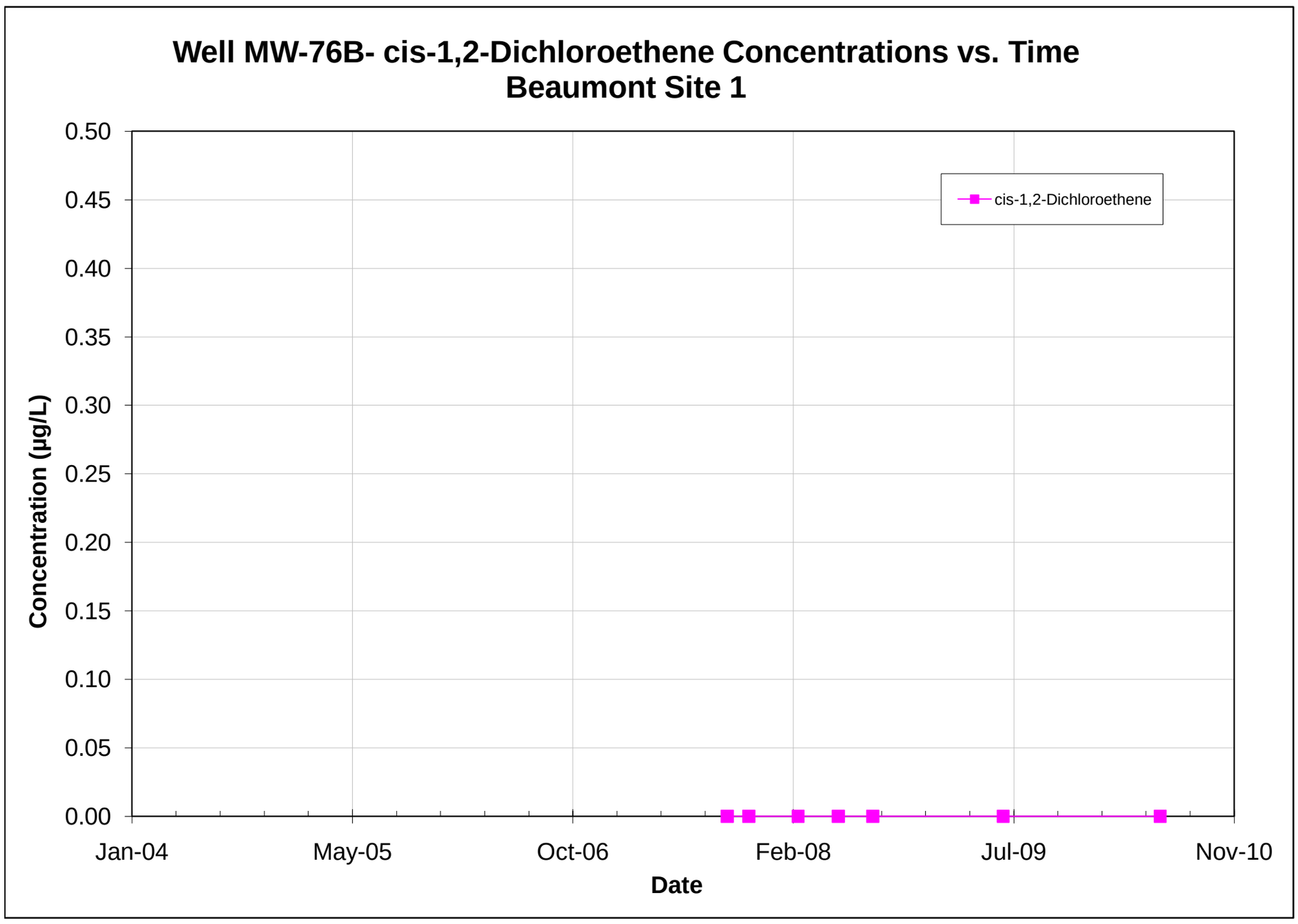

Note: All non-detections are set to zero for graphing purposes.

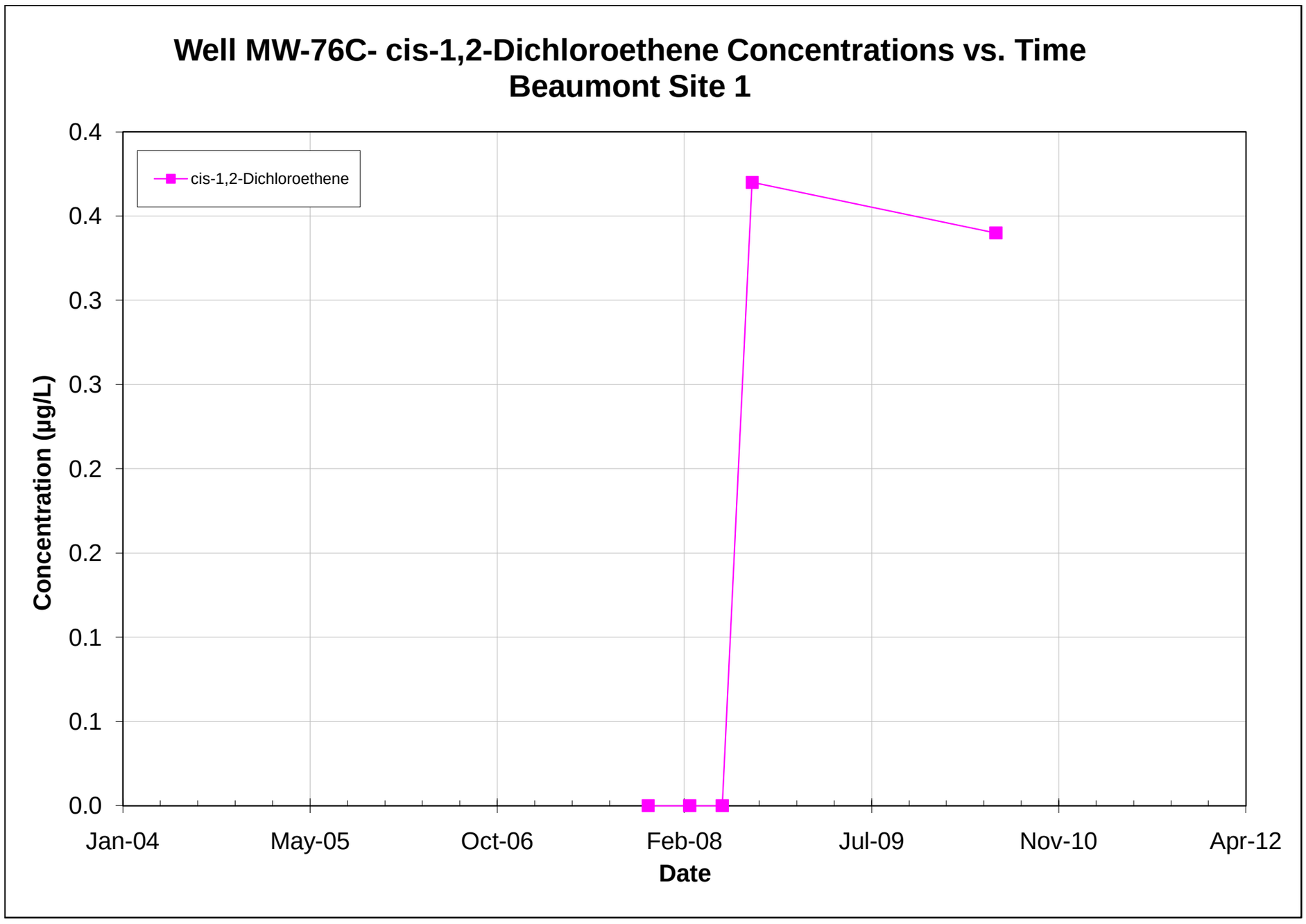

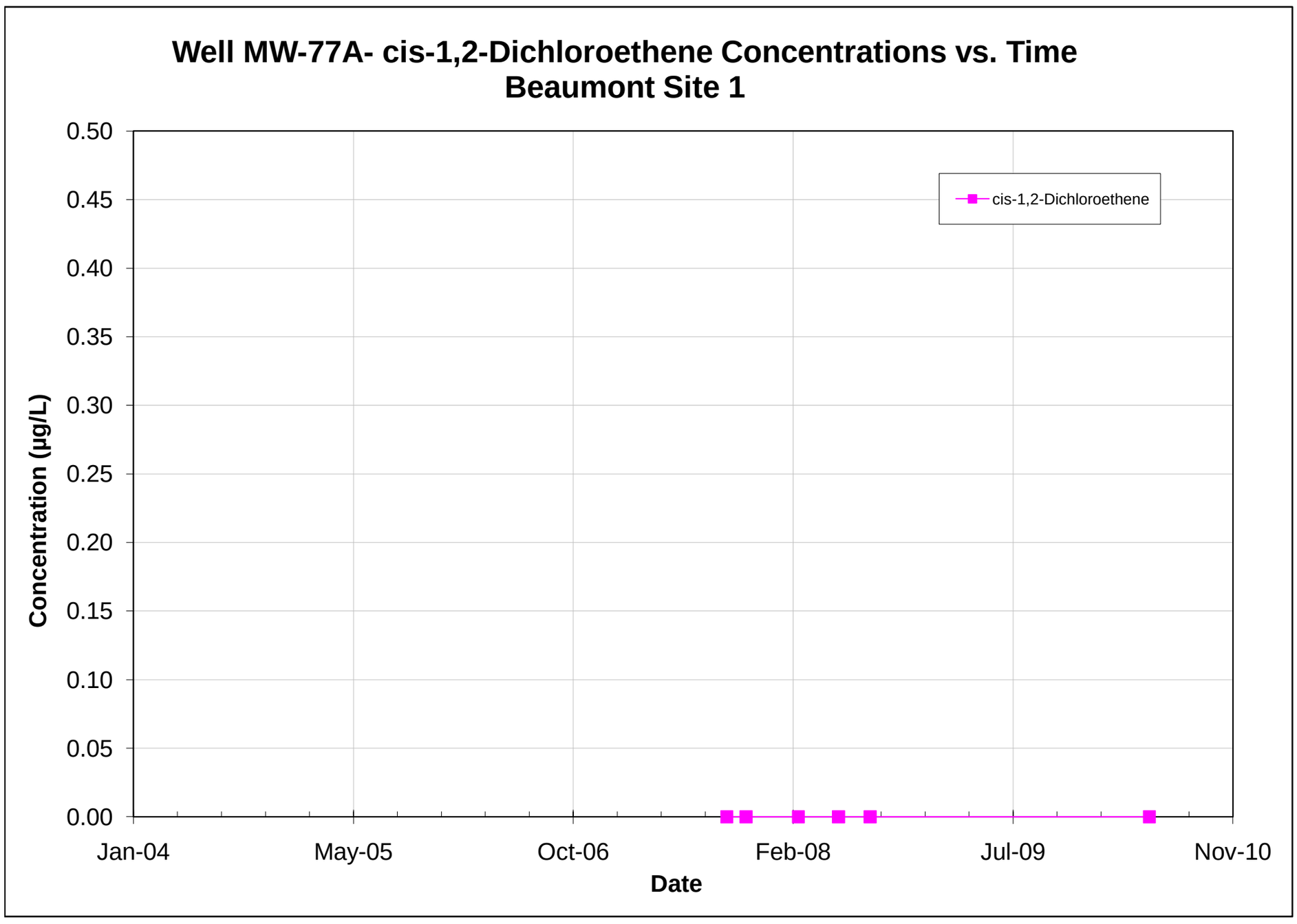

Note: All non-detections are set to zero for graphing purposes.

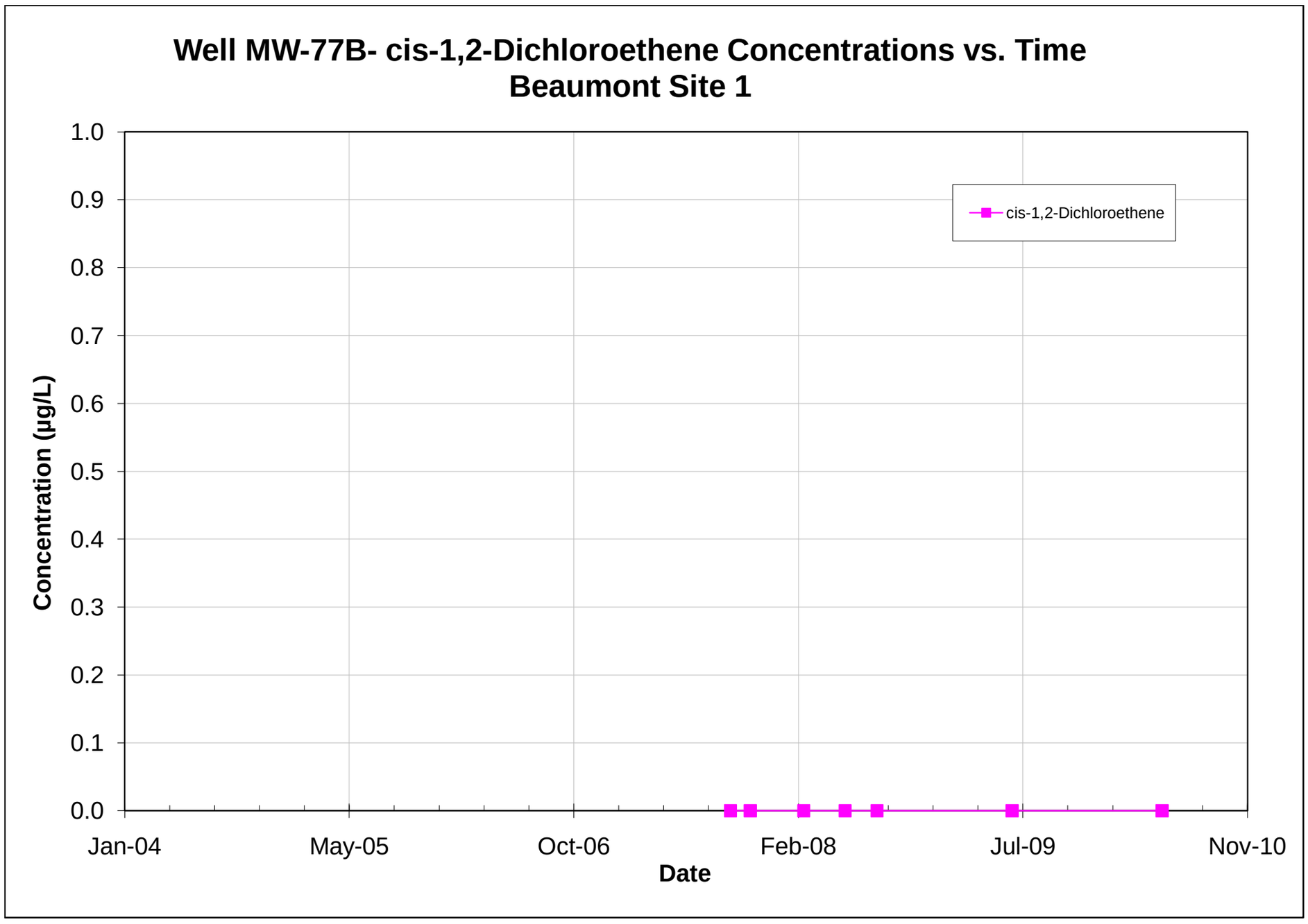

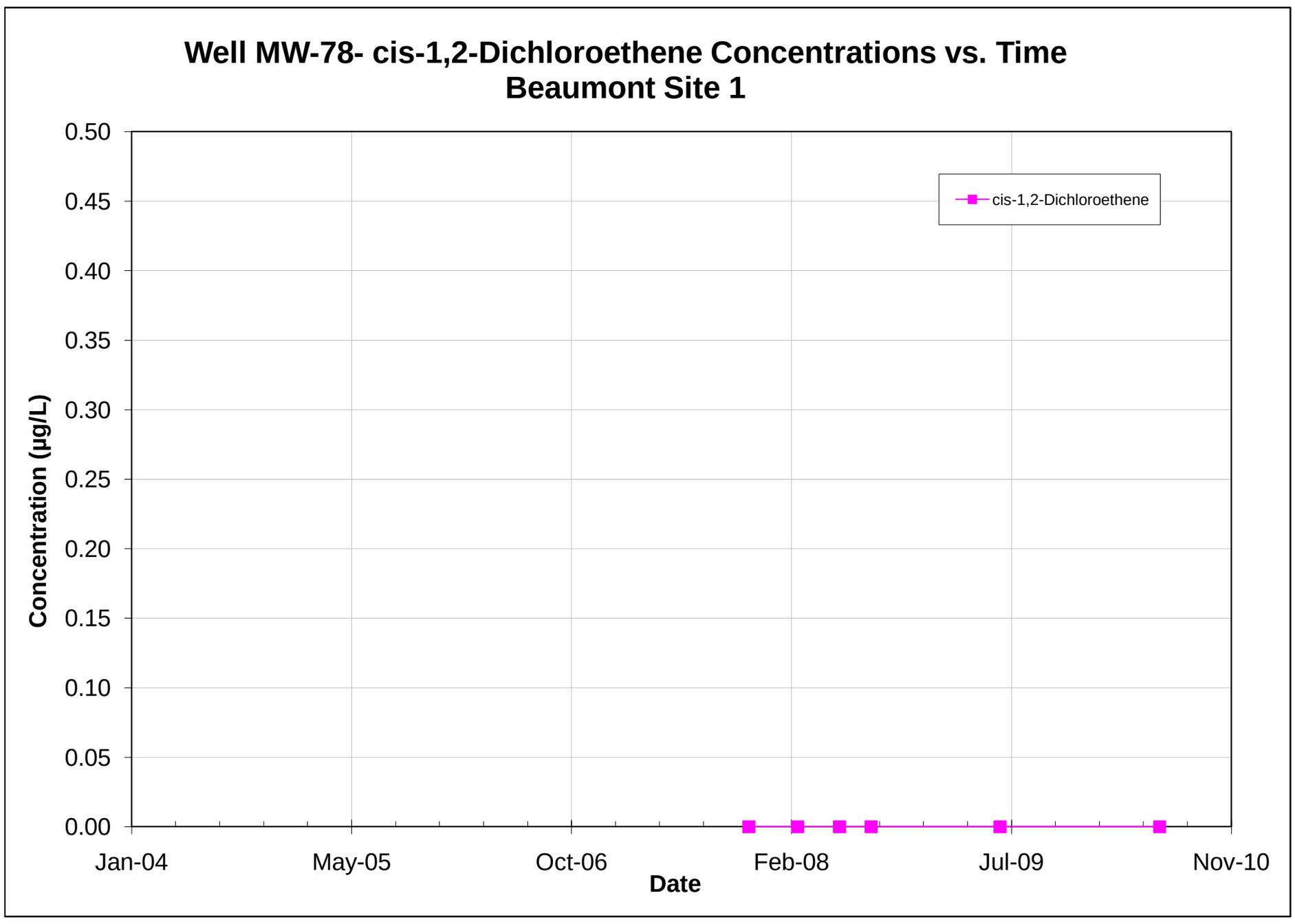

Note: All non-detections are set to zero for graphing purposes.

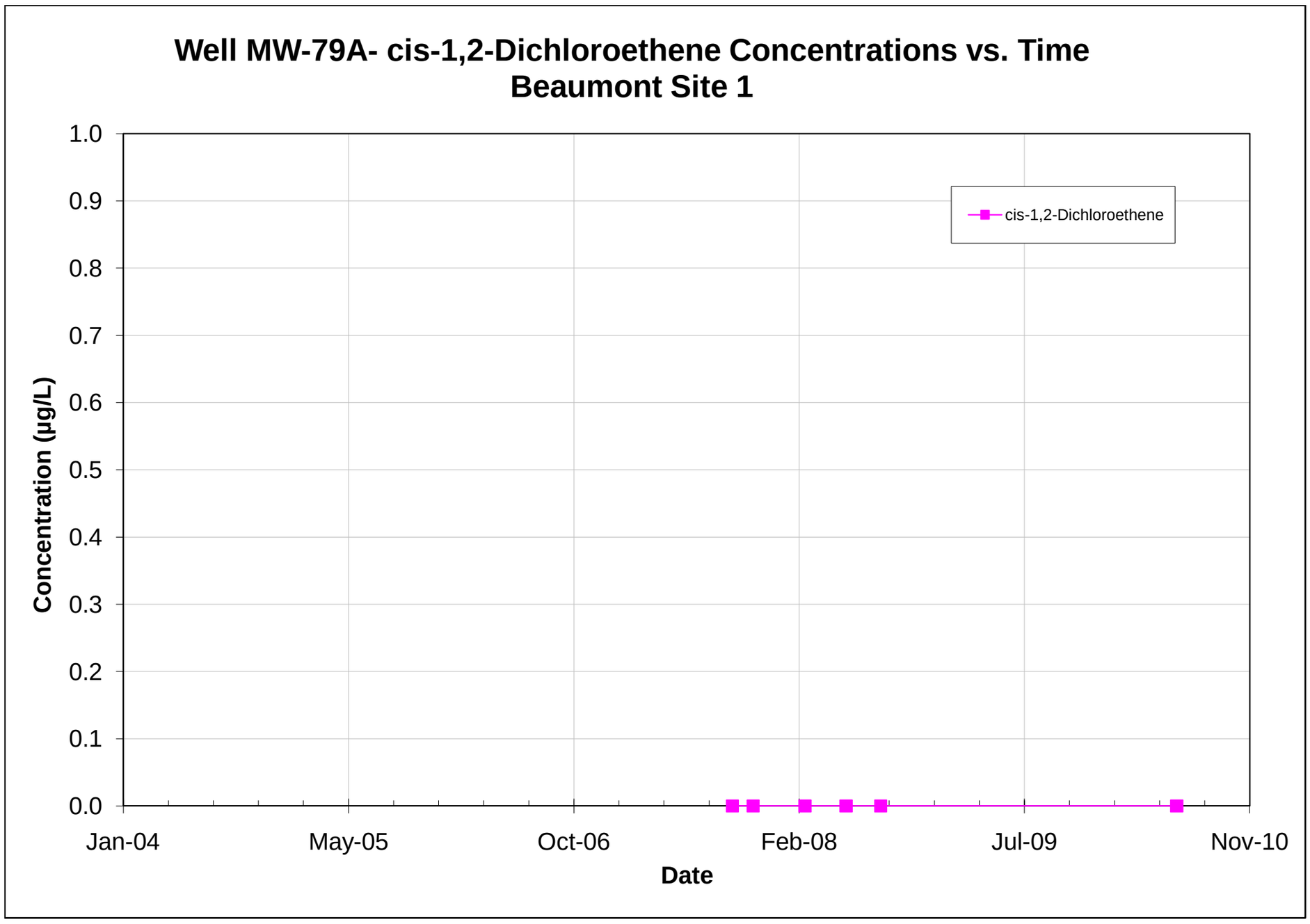

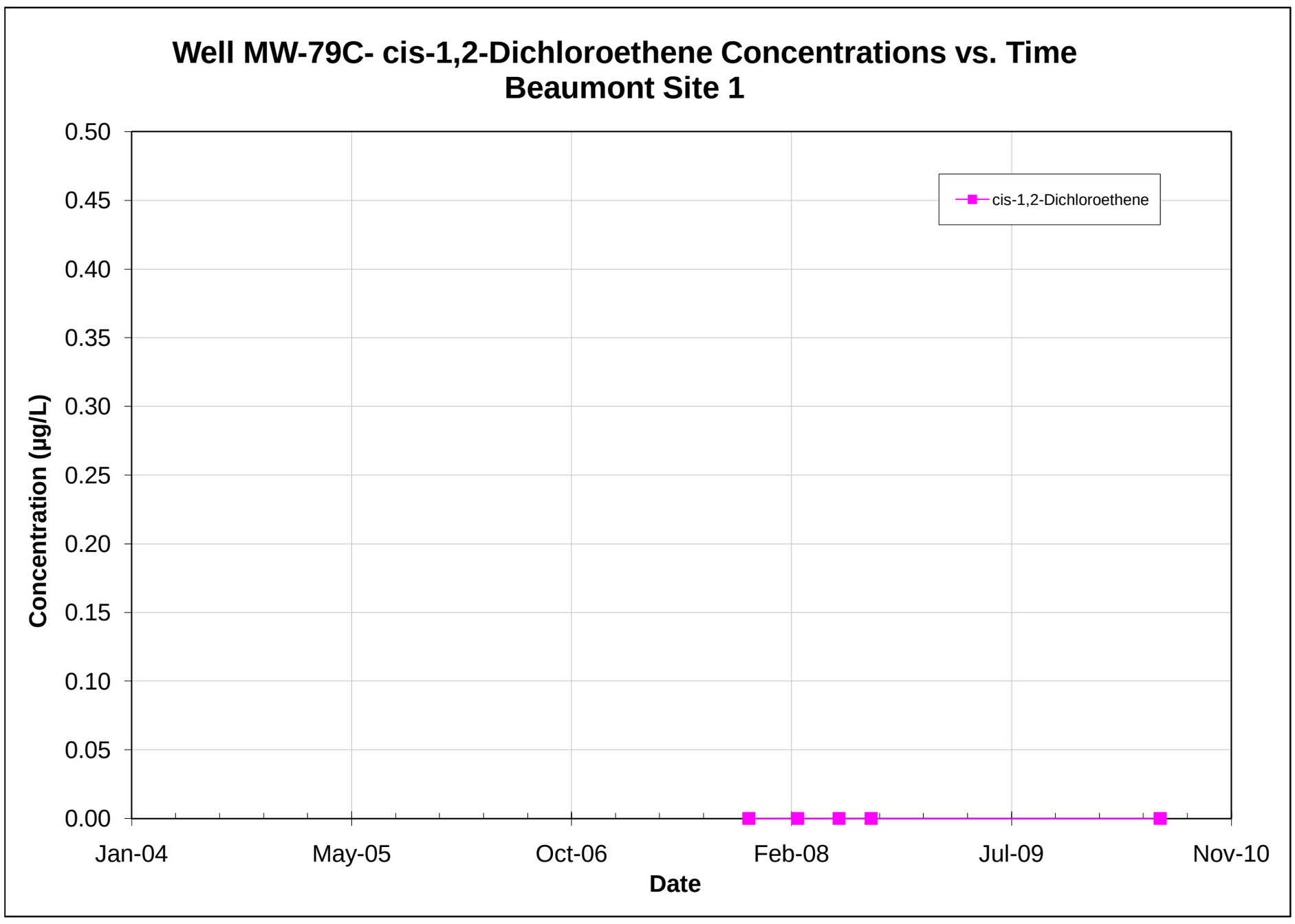

Note: All non-detections are set to zero for graphing purposes.

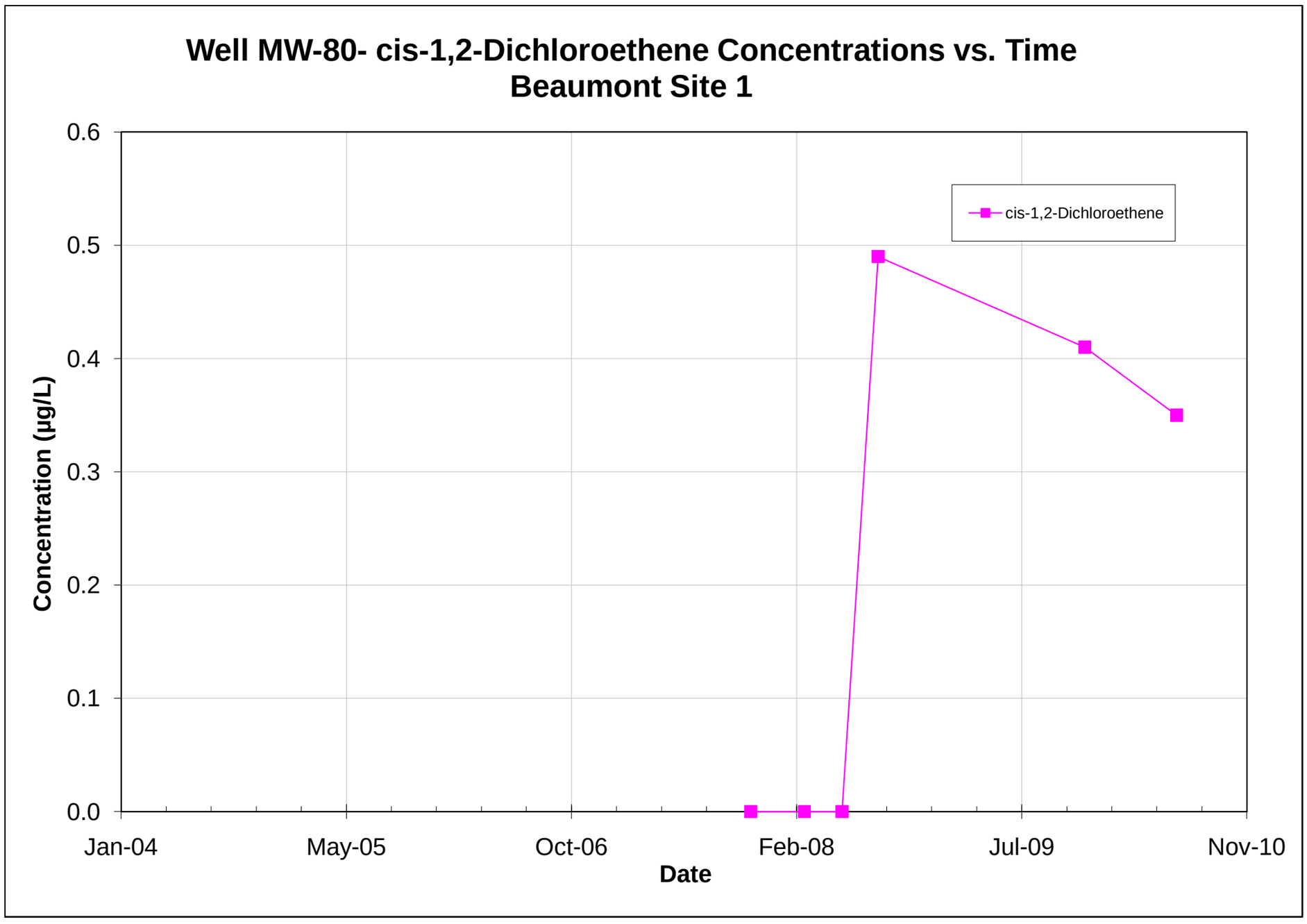

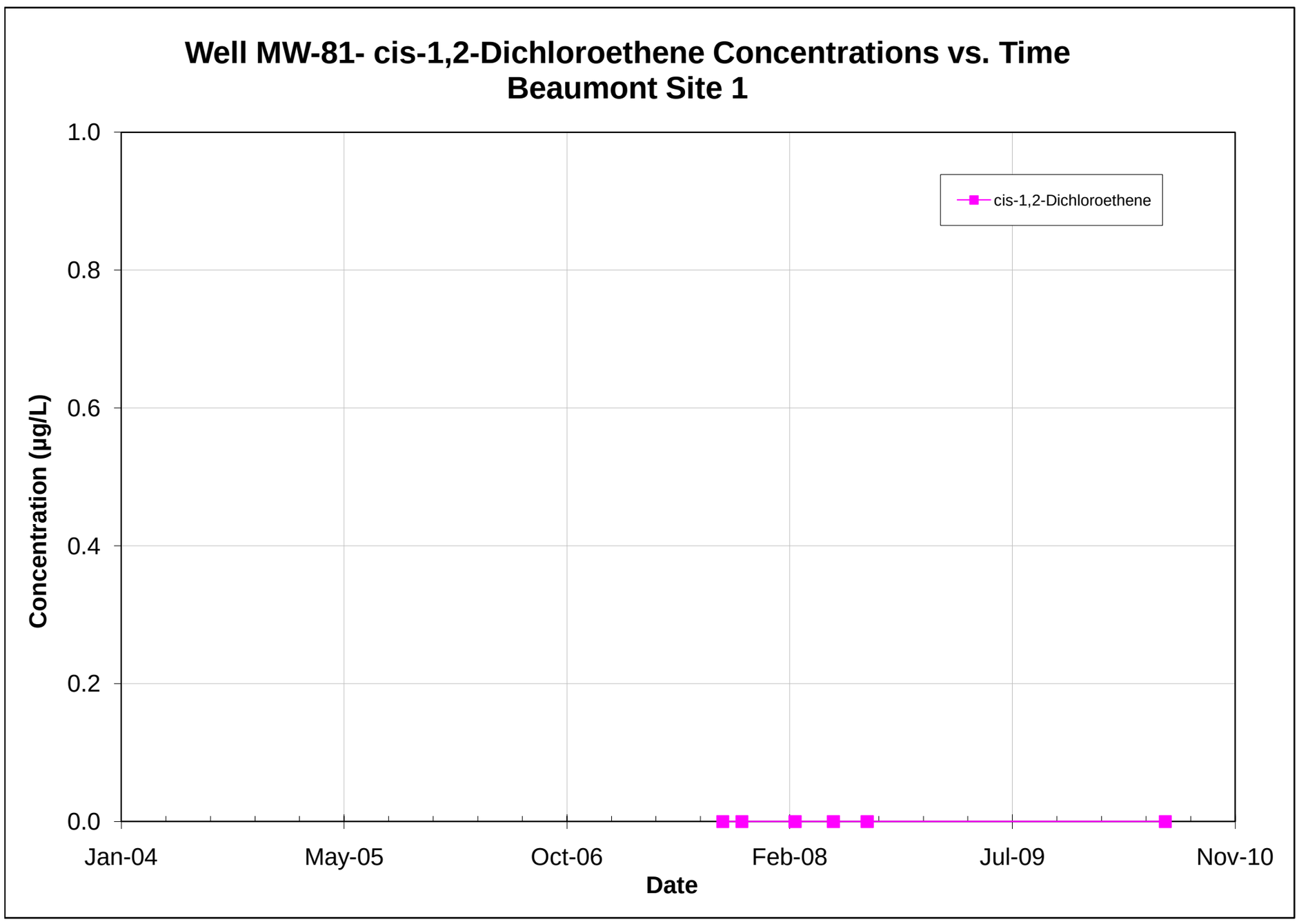

Note: All non-detections are set to zero for graphing purposes.

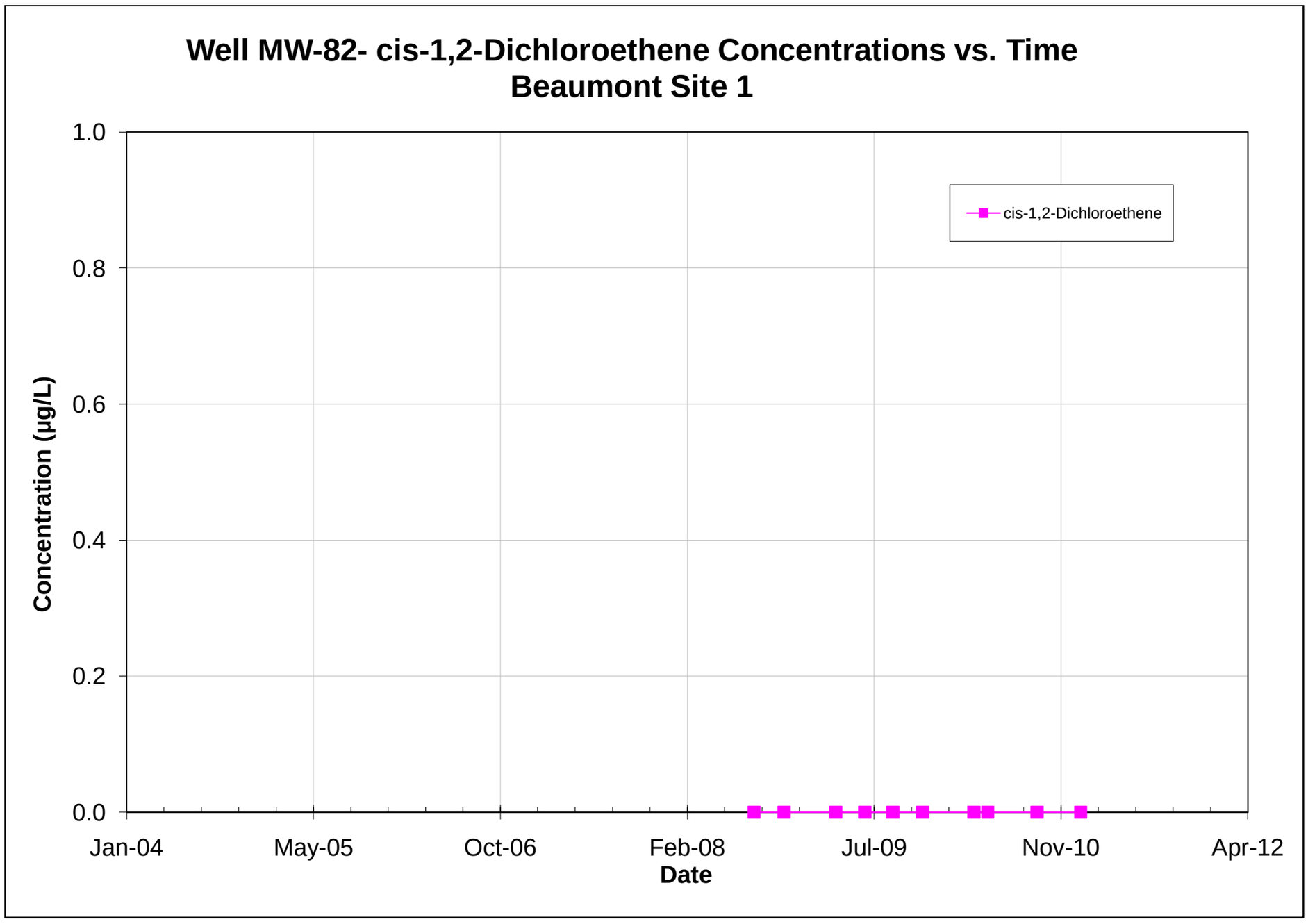

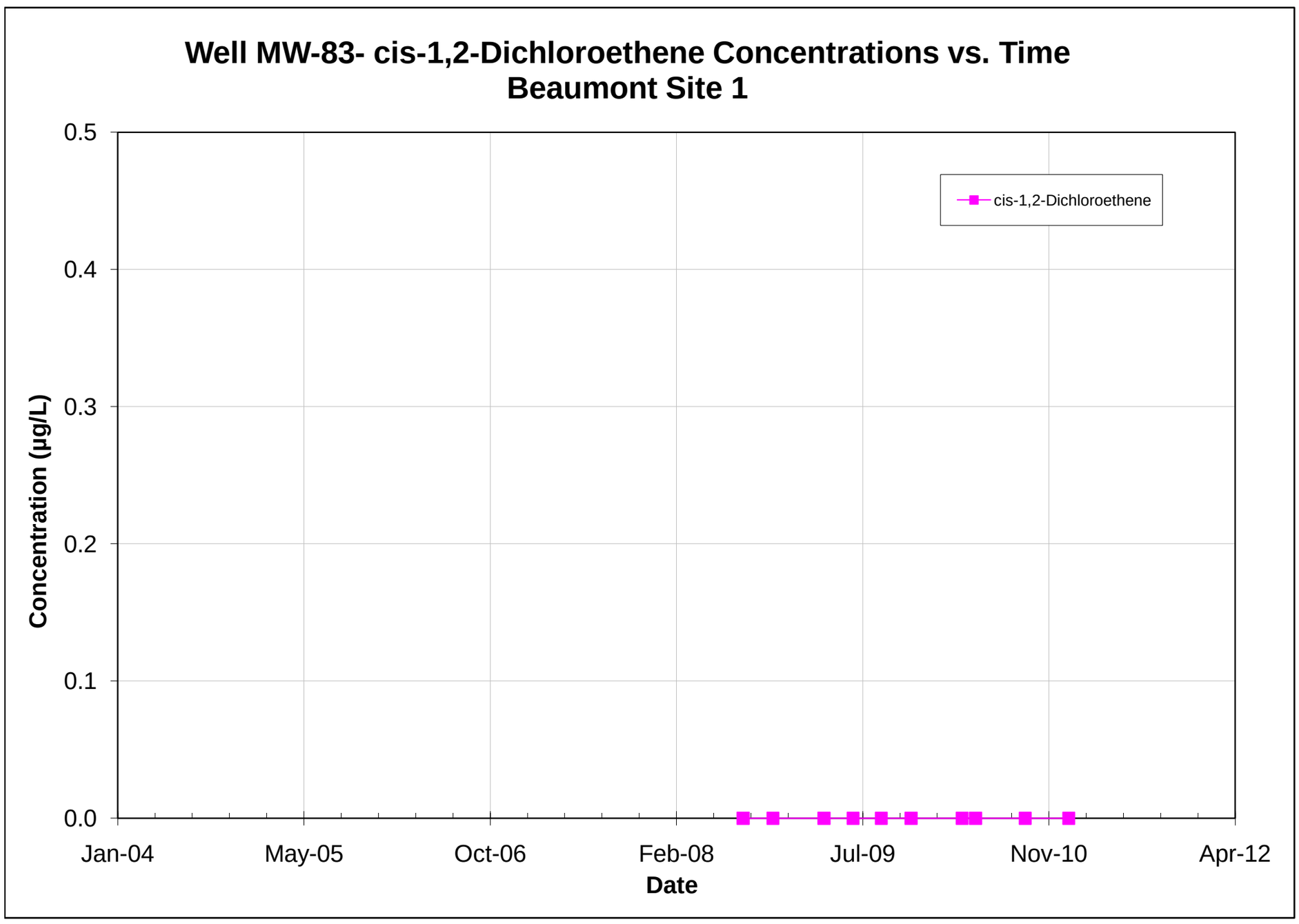

Note: All non-detections are set to zero for graphing purposes.

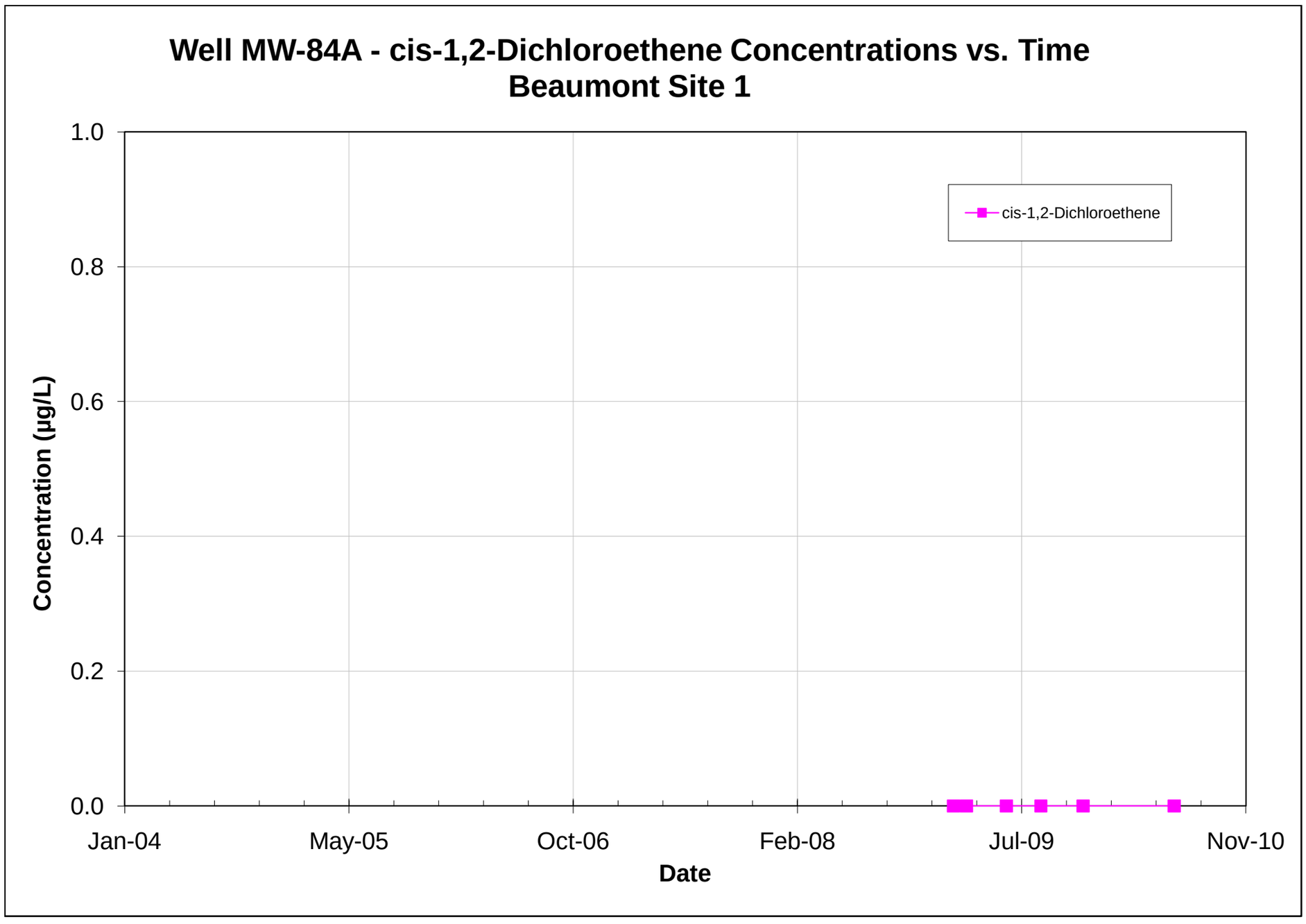

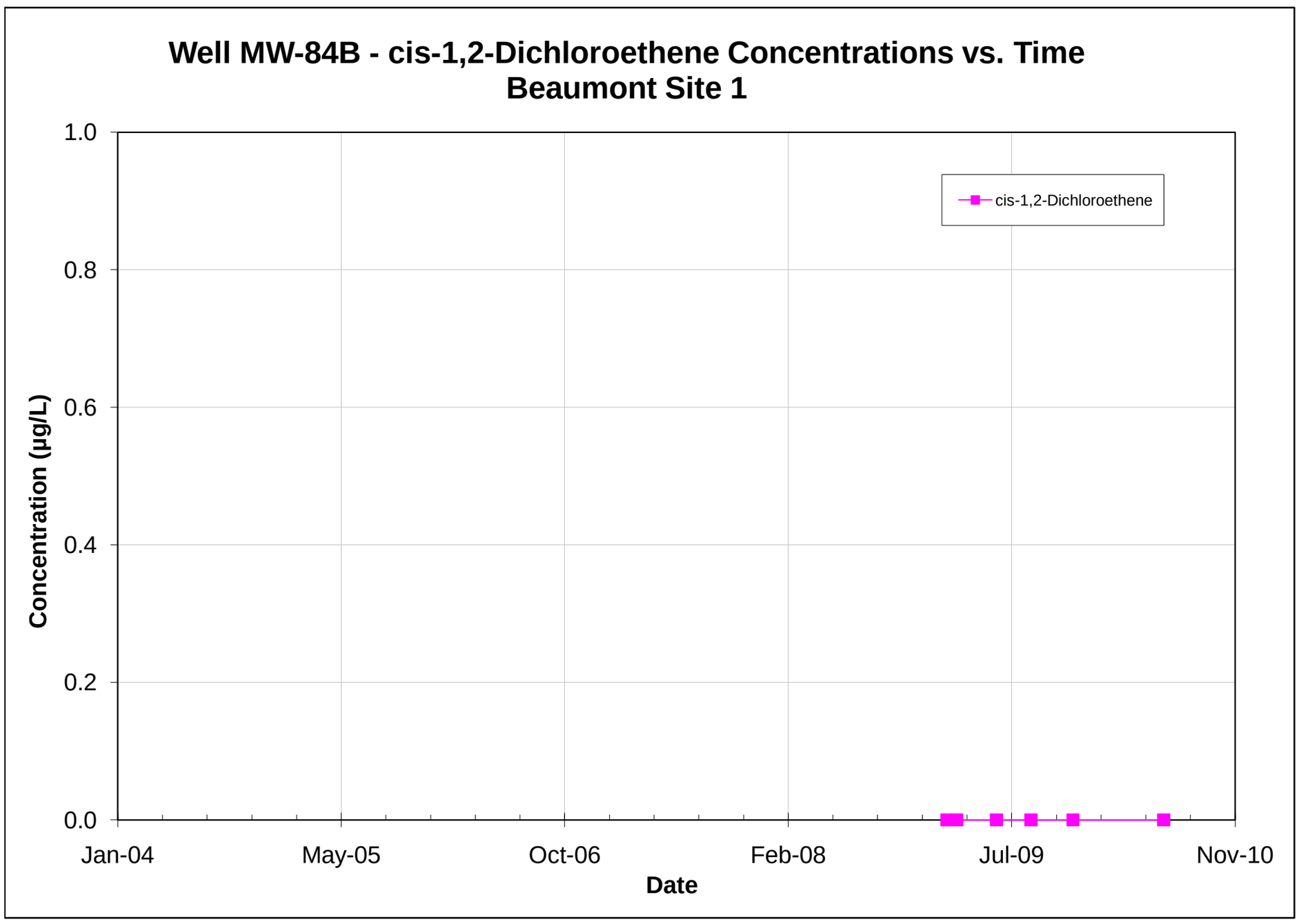

Note: All non-detections are set to zero for graphing purposes.

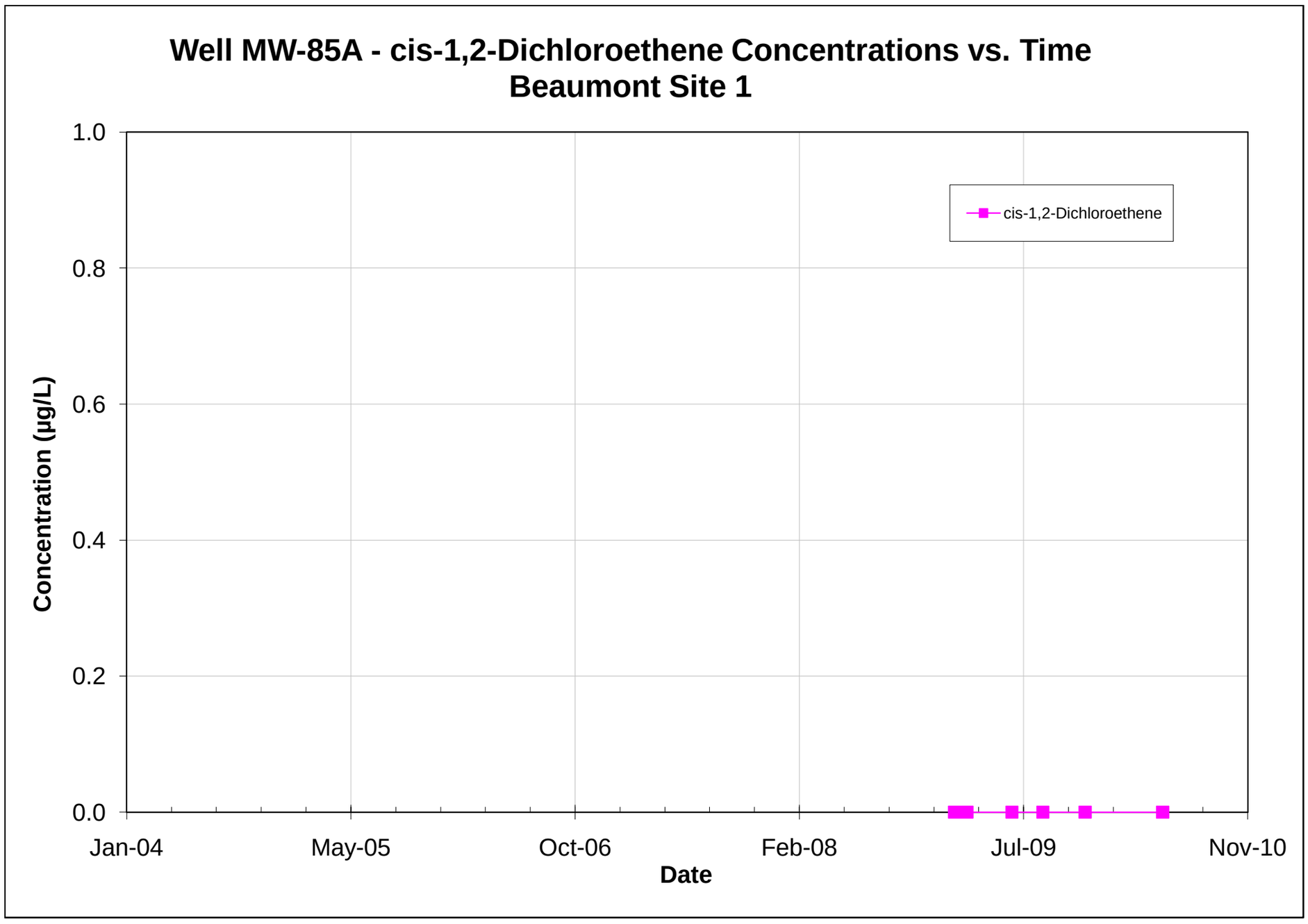

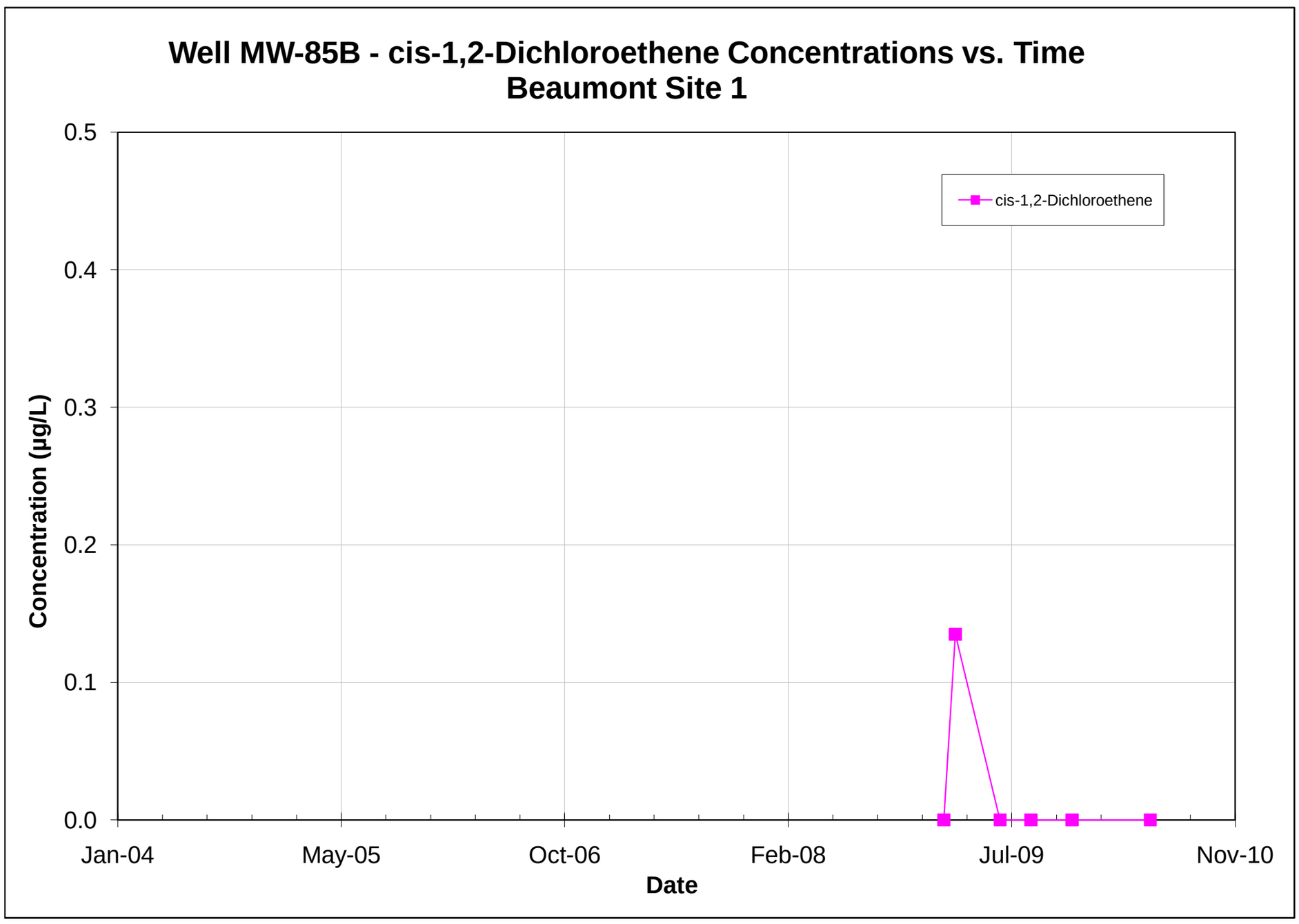

Note: All non-detections are set to zero for graphing purposes.

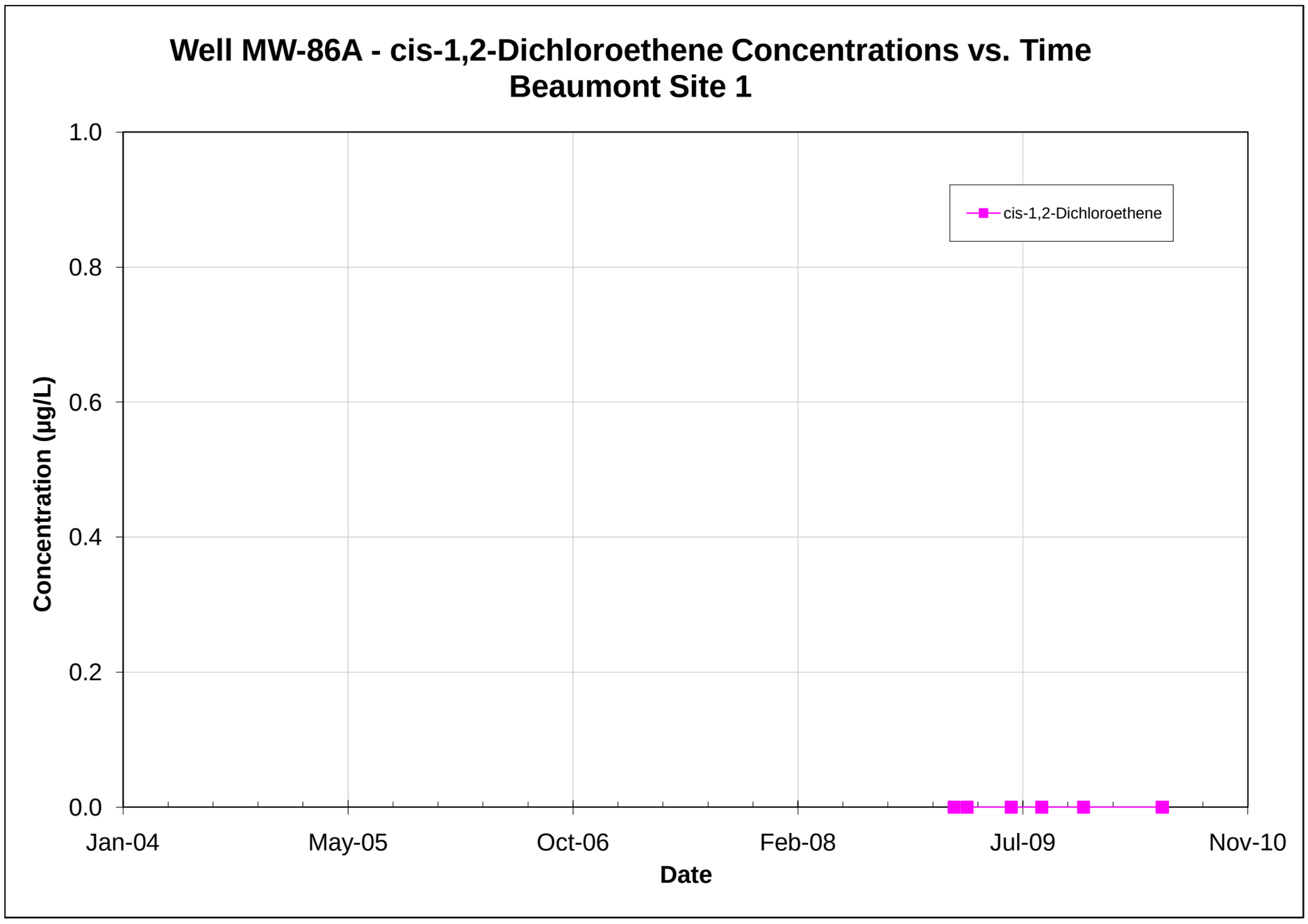

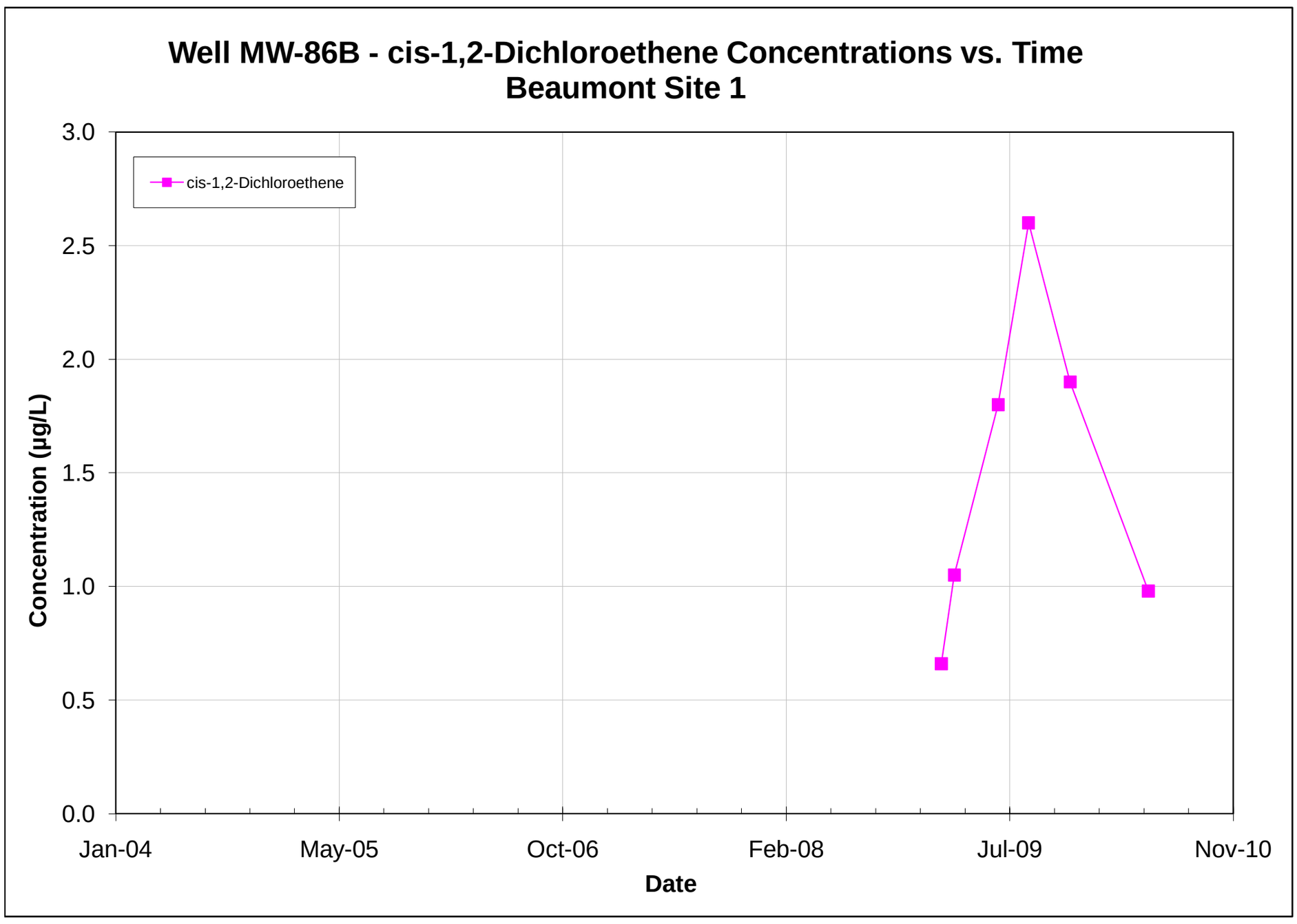

Note: All non-detections are set to zero for graphing purposes.

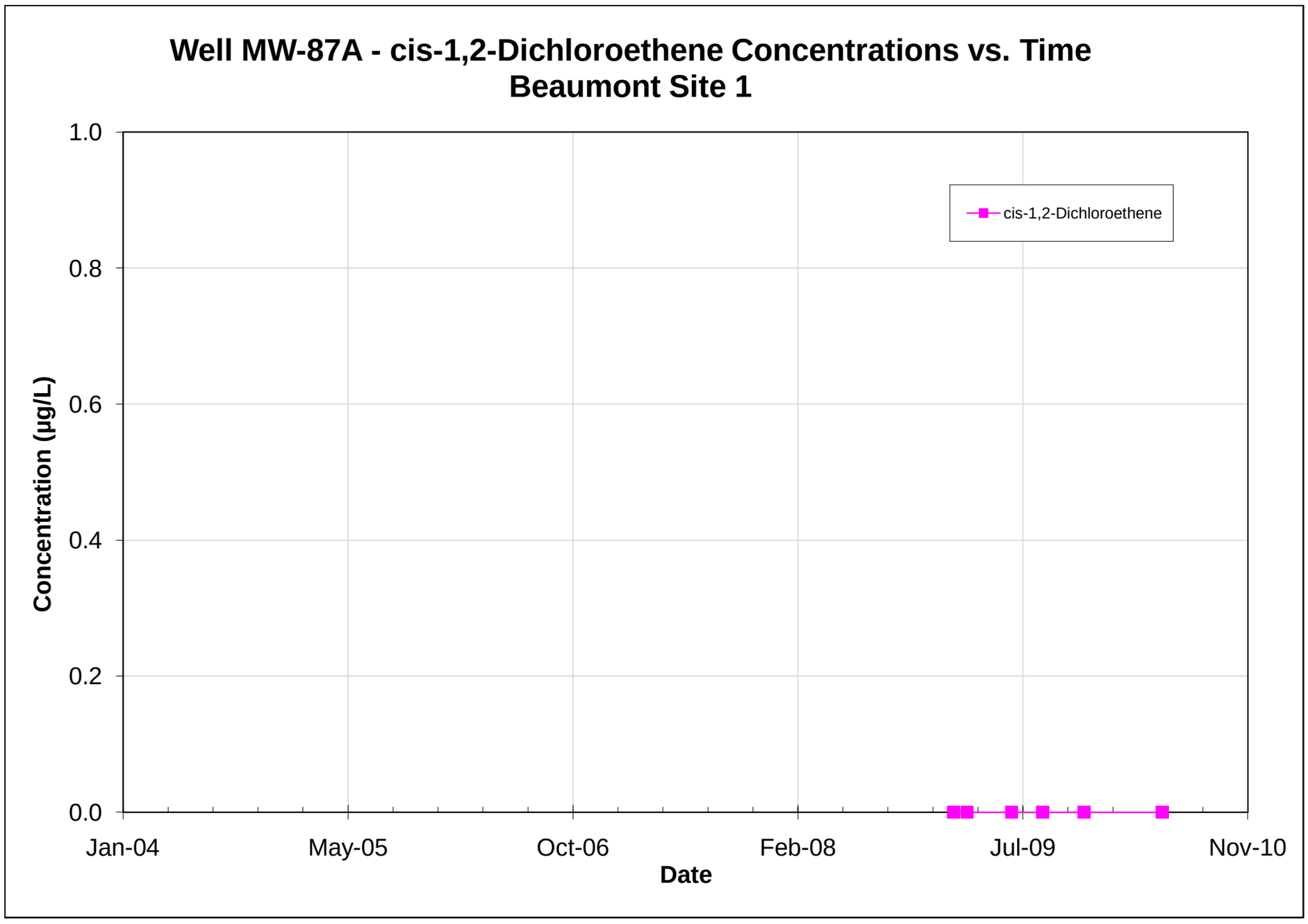

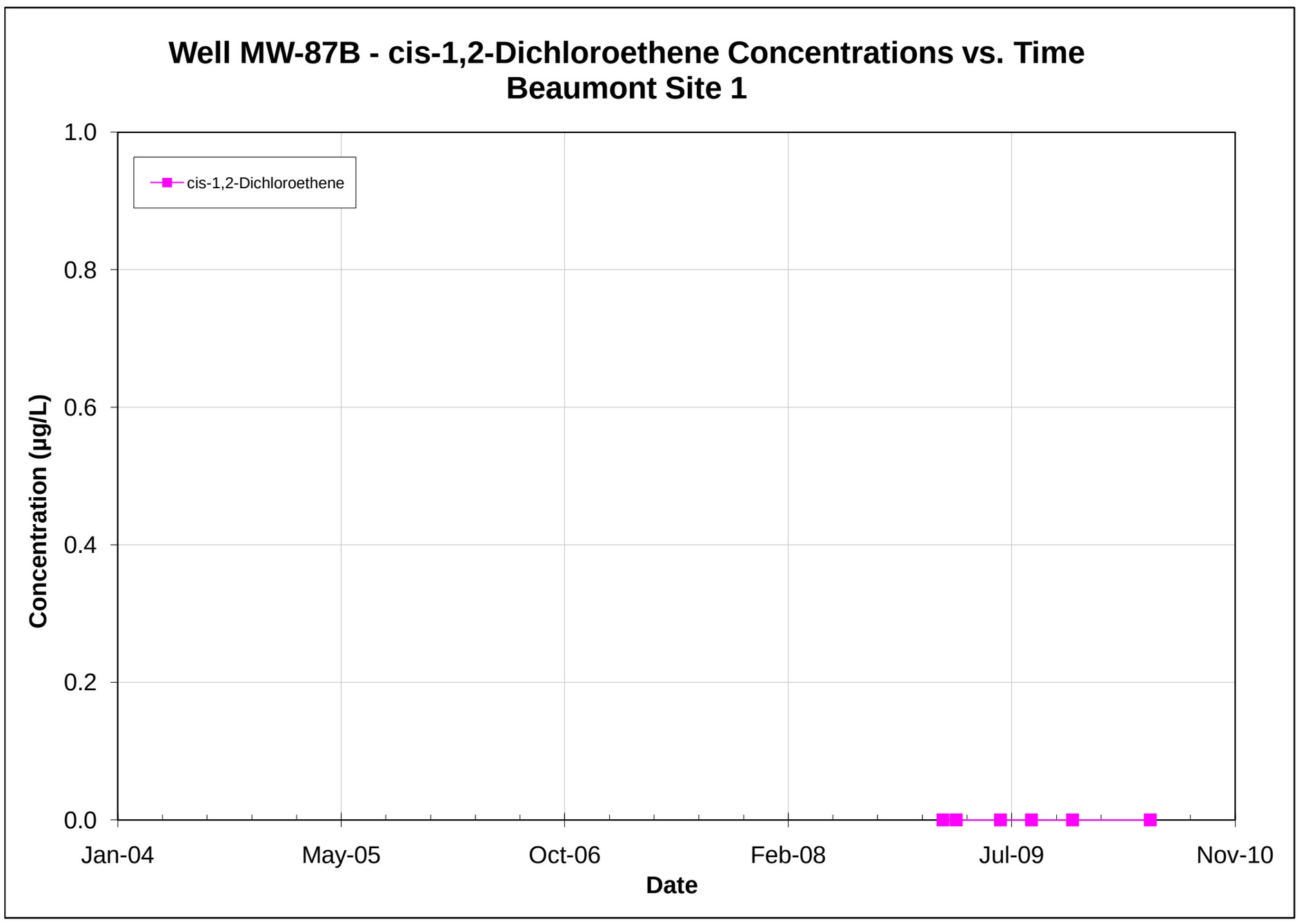

Note: All non-detections are set to zero for graphing purposes.

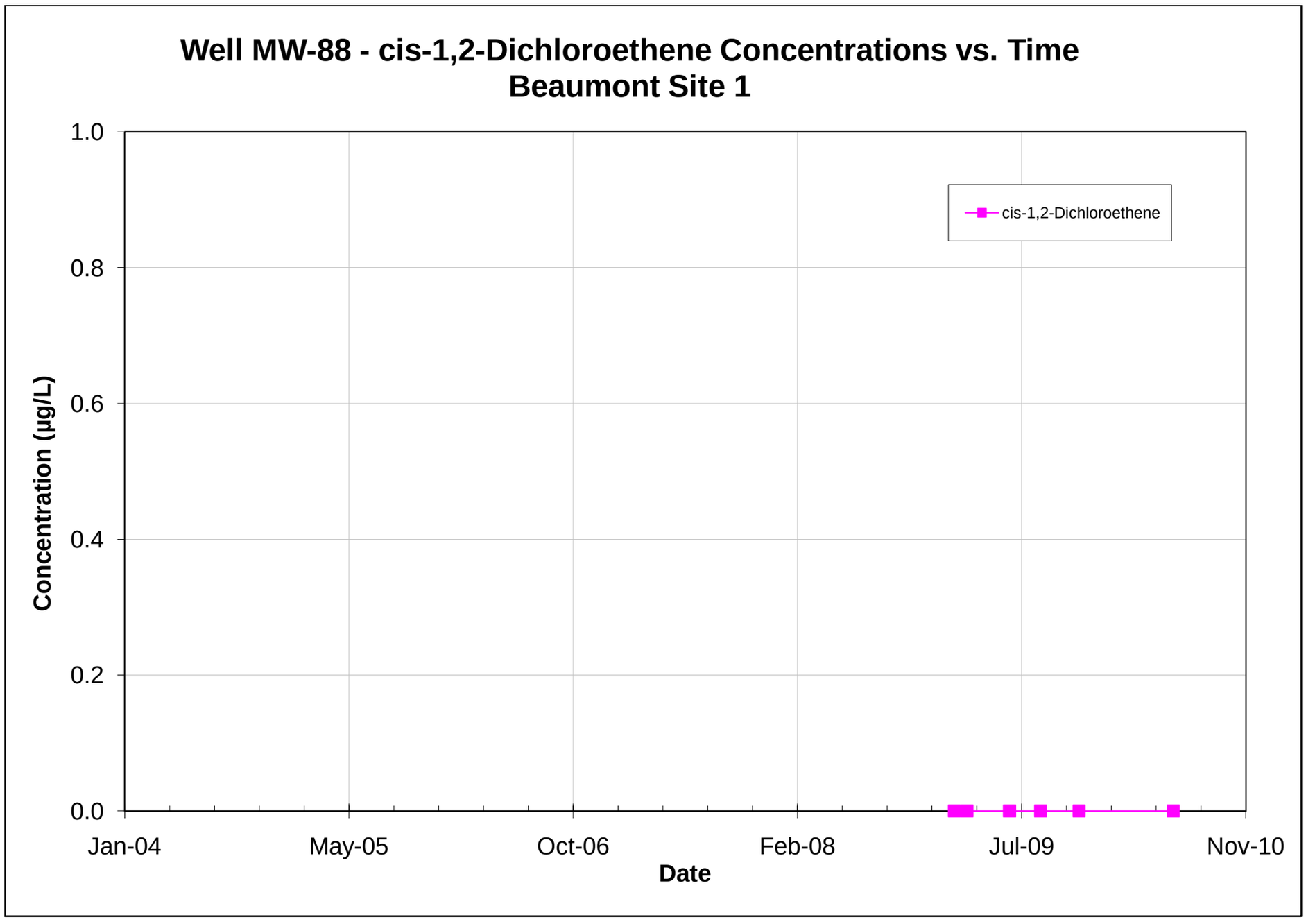

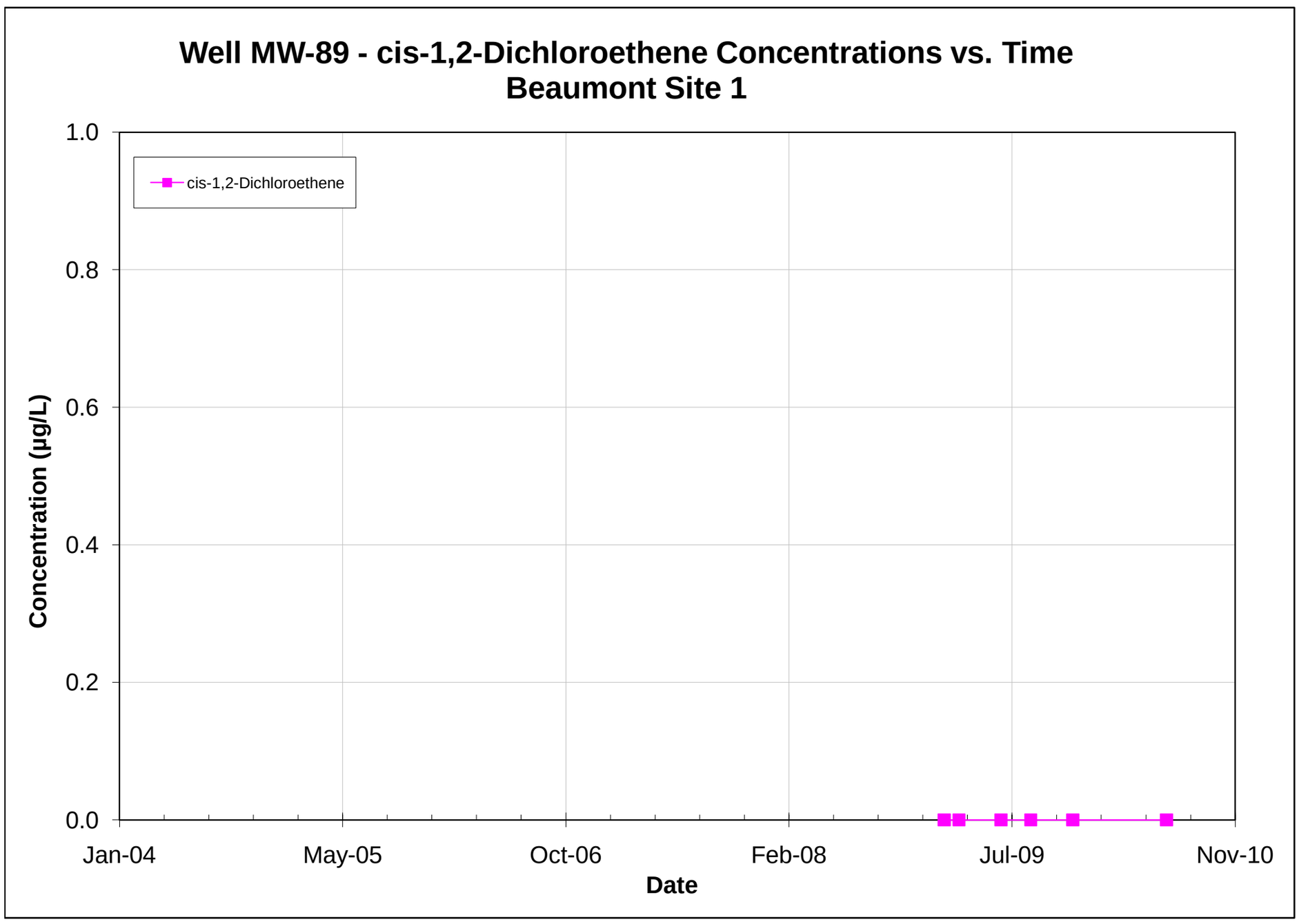

Note: All non-detections are set to zero for graphing purposes.

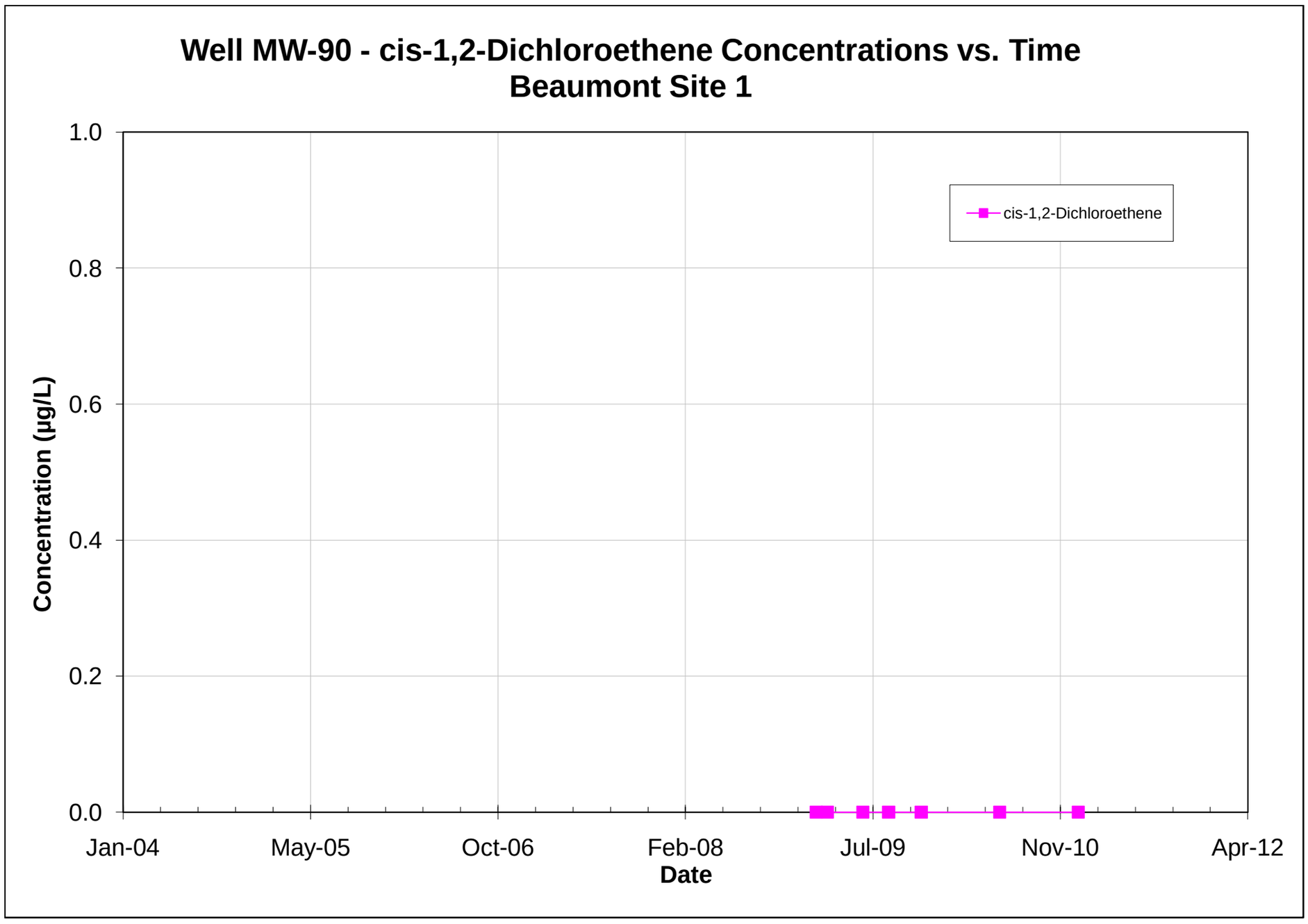

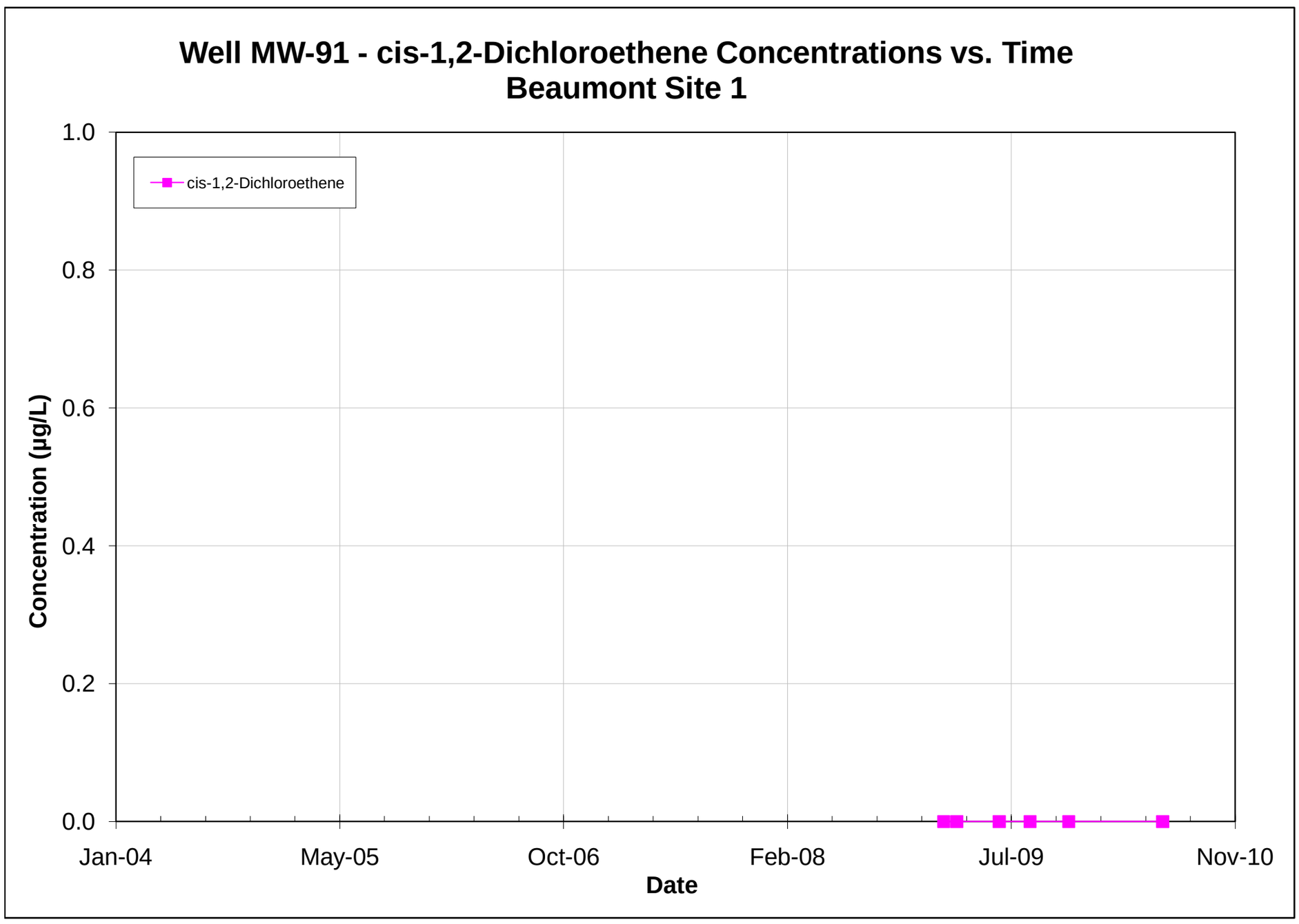

Note: All non-detections are set to zero for graphing purposes.

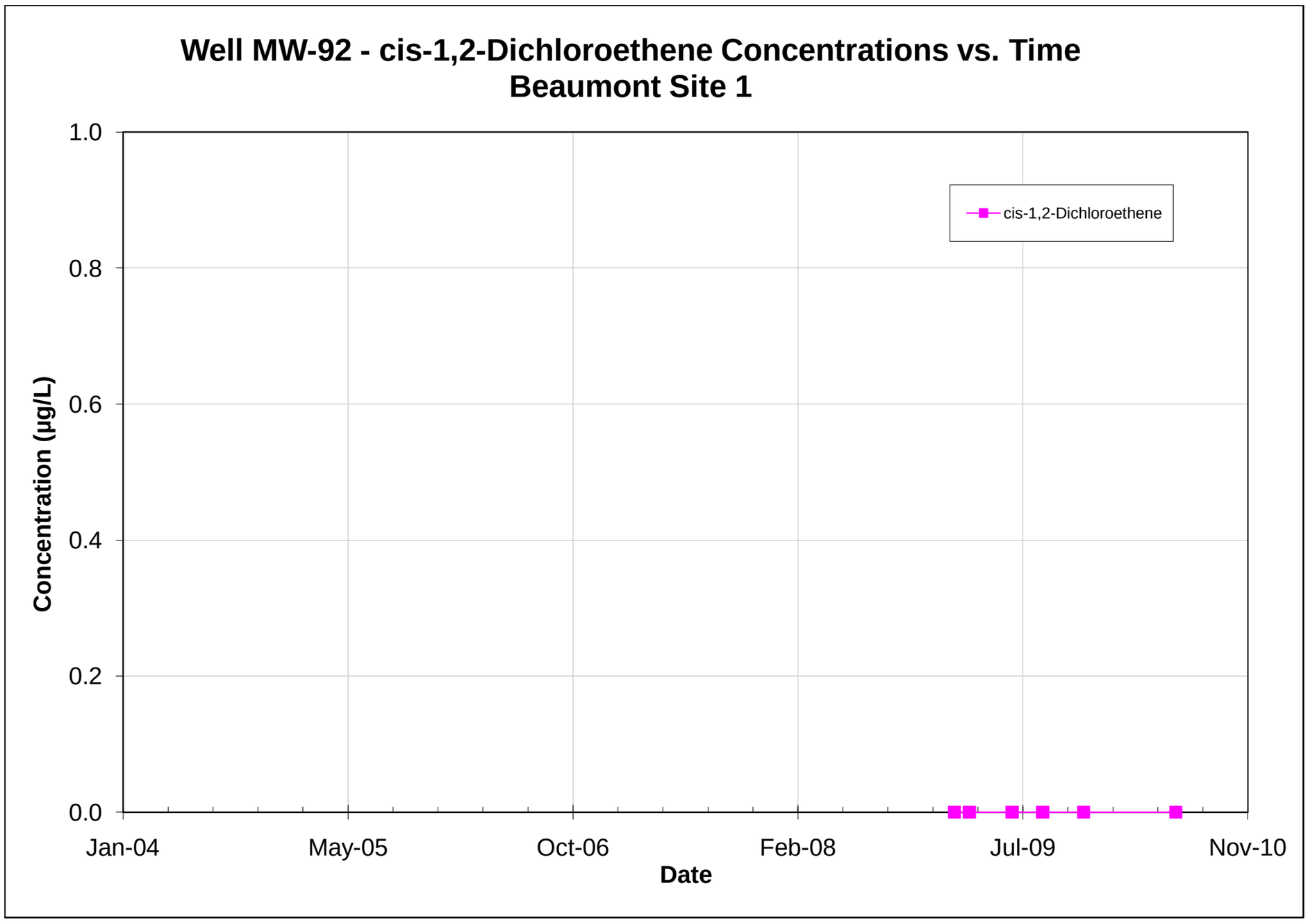

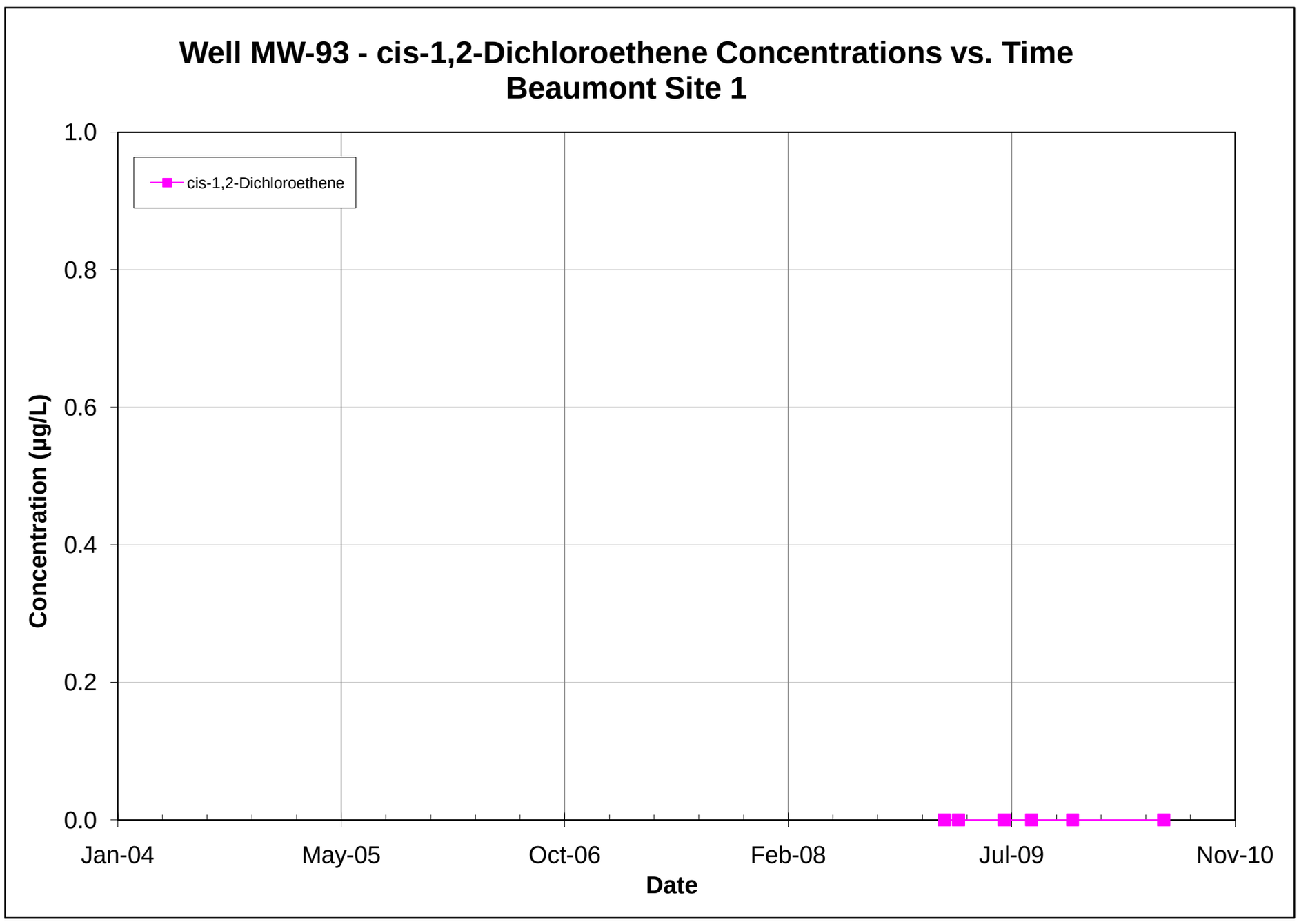

Note: All non-detections are set to zero for graphing purposes.

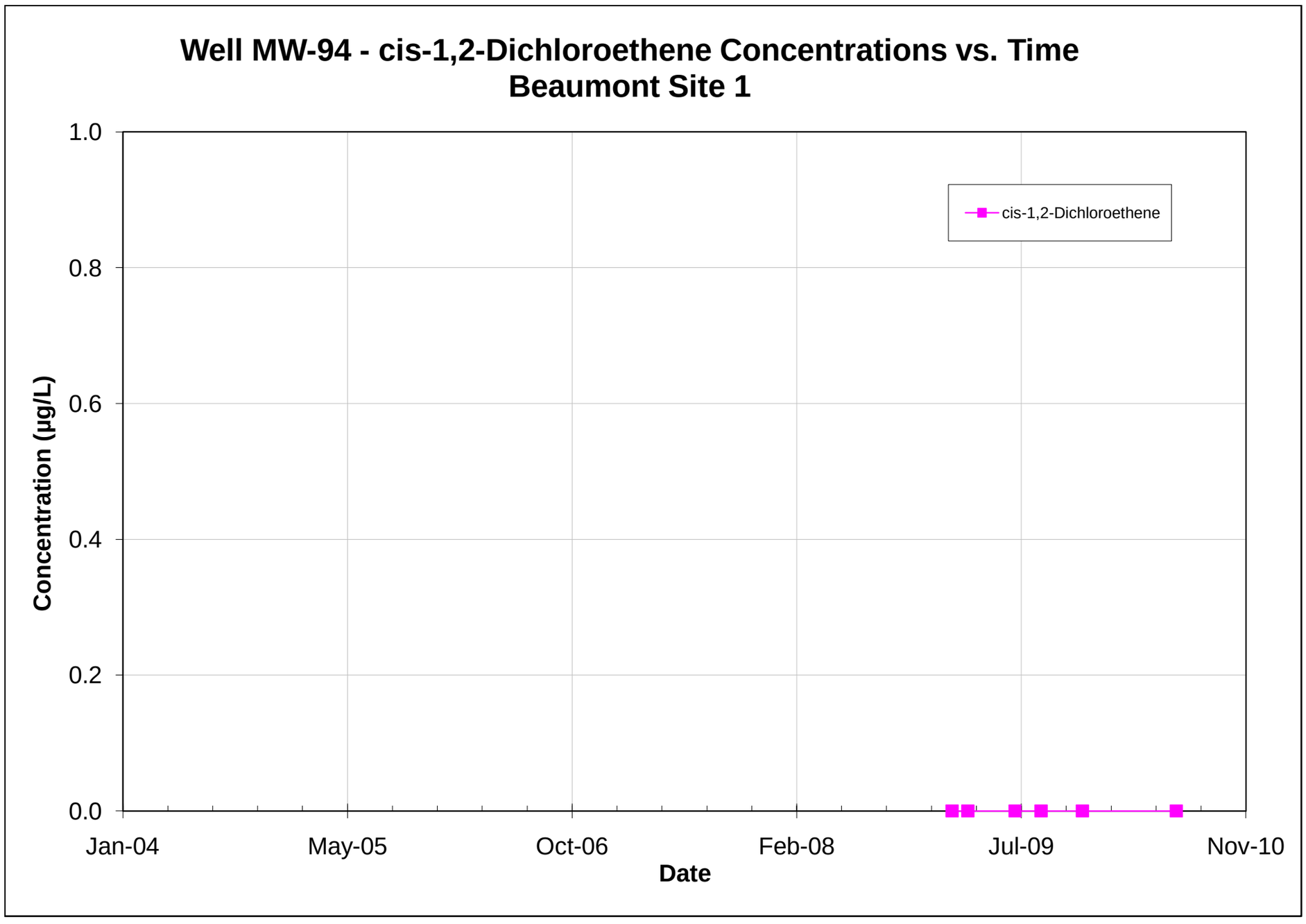

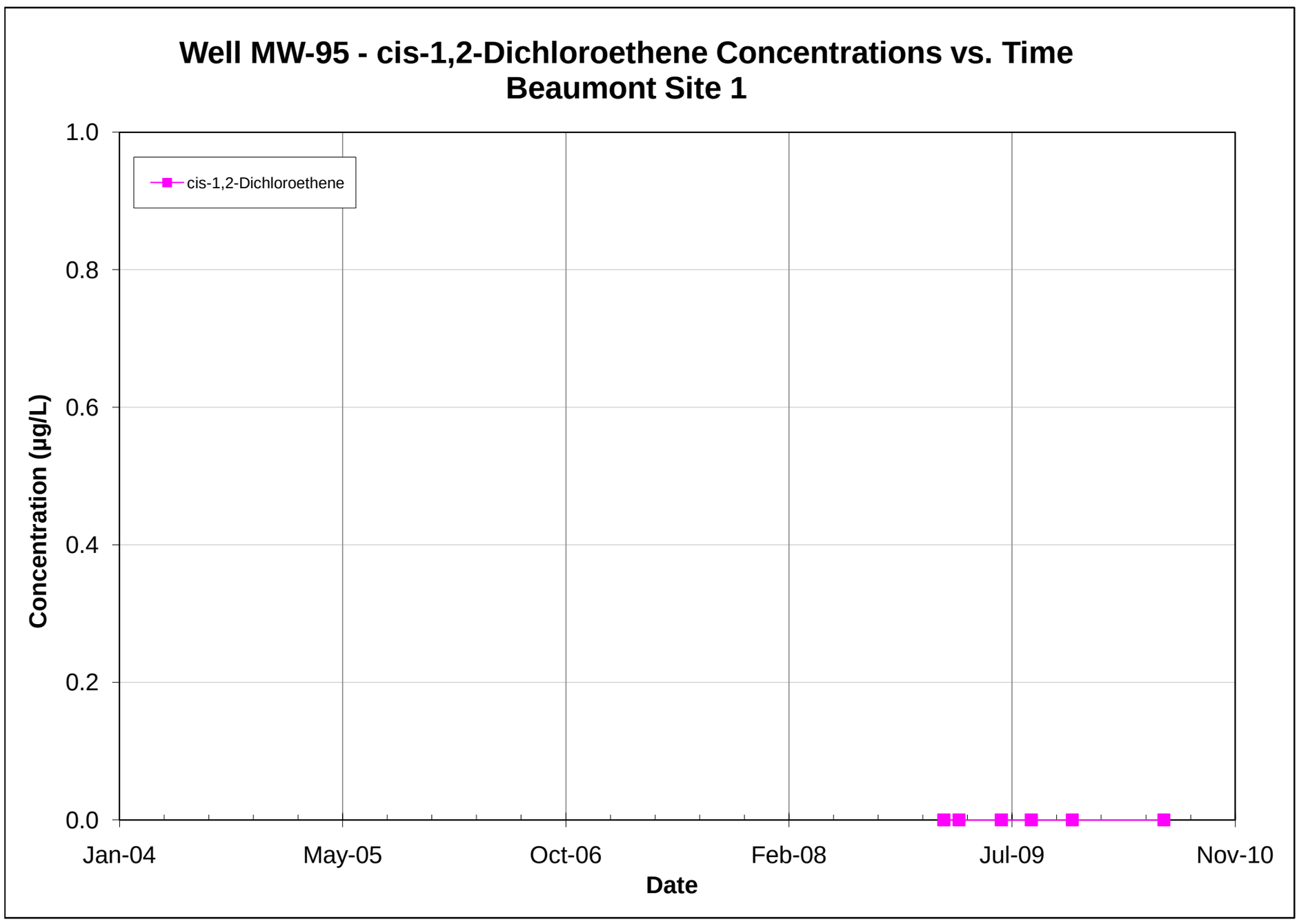

Note: All non-detections are set to zero for graphing purposes.

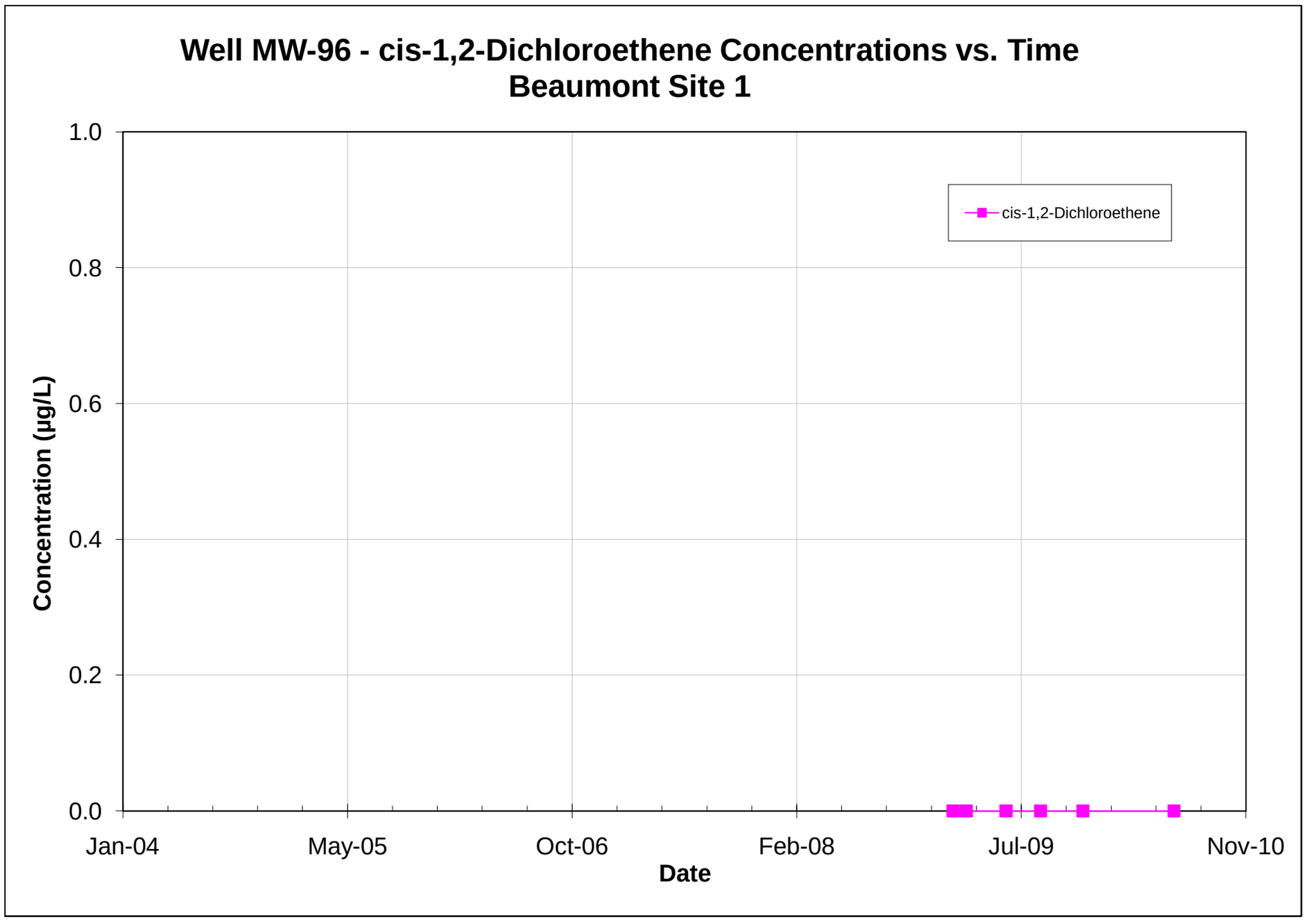

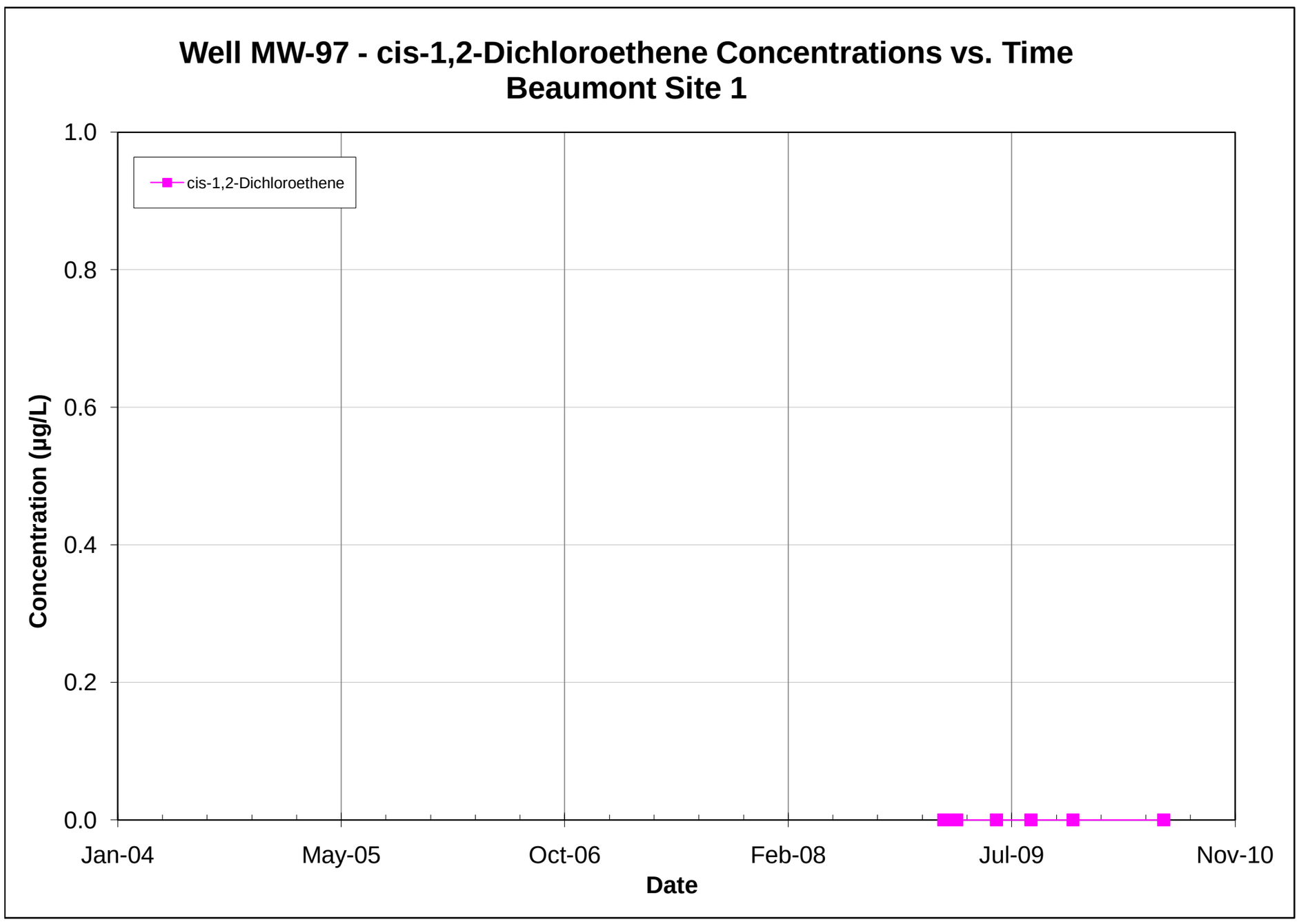

Note: All non-detections are set to zero for graphing purposes.

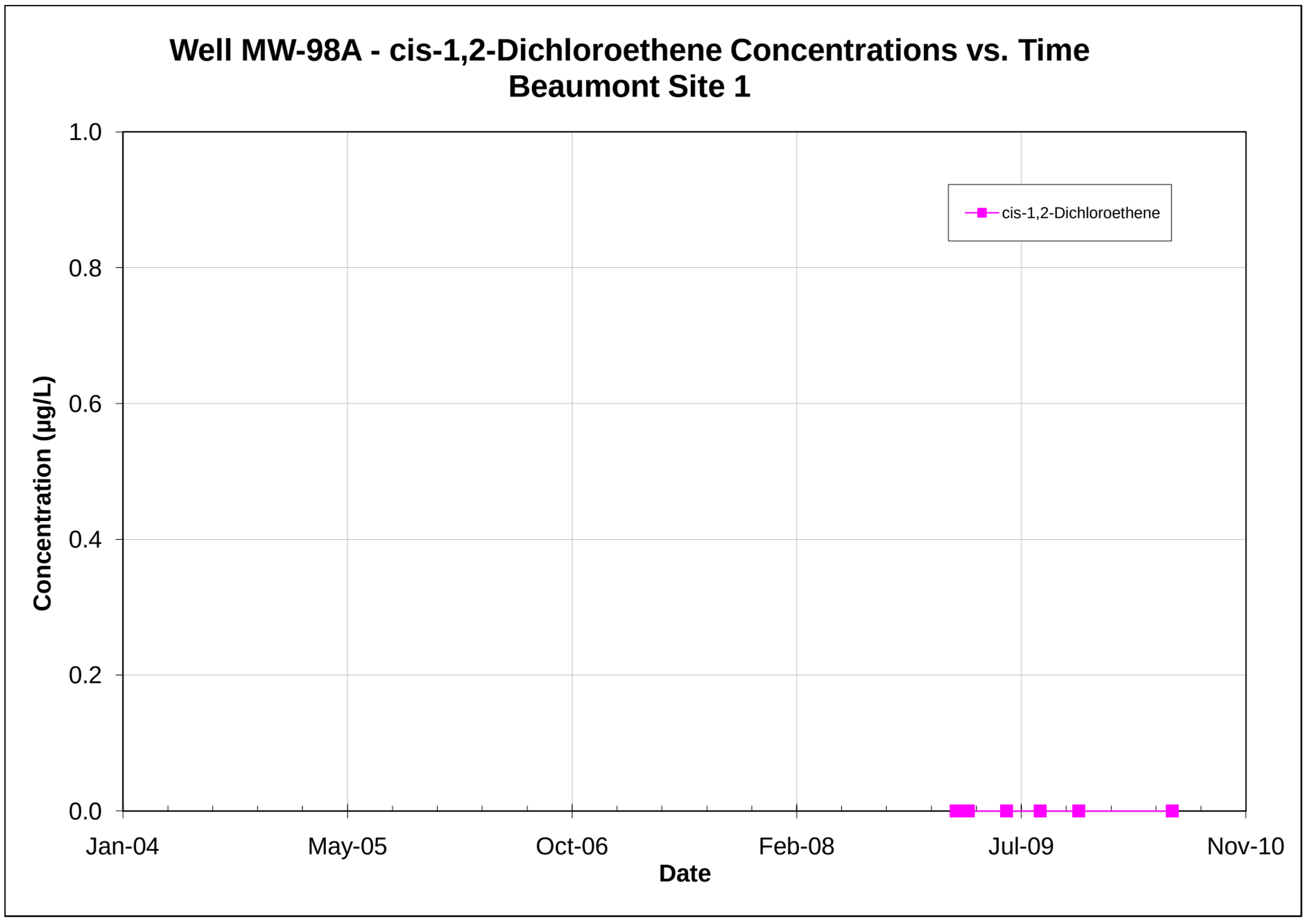

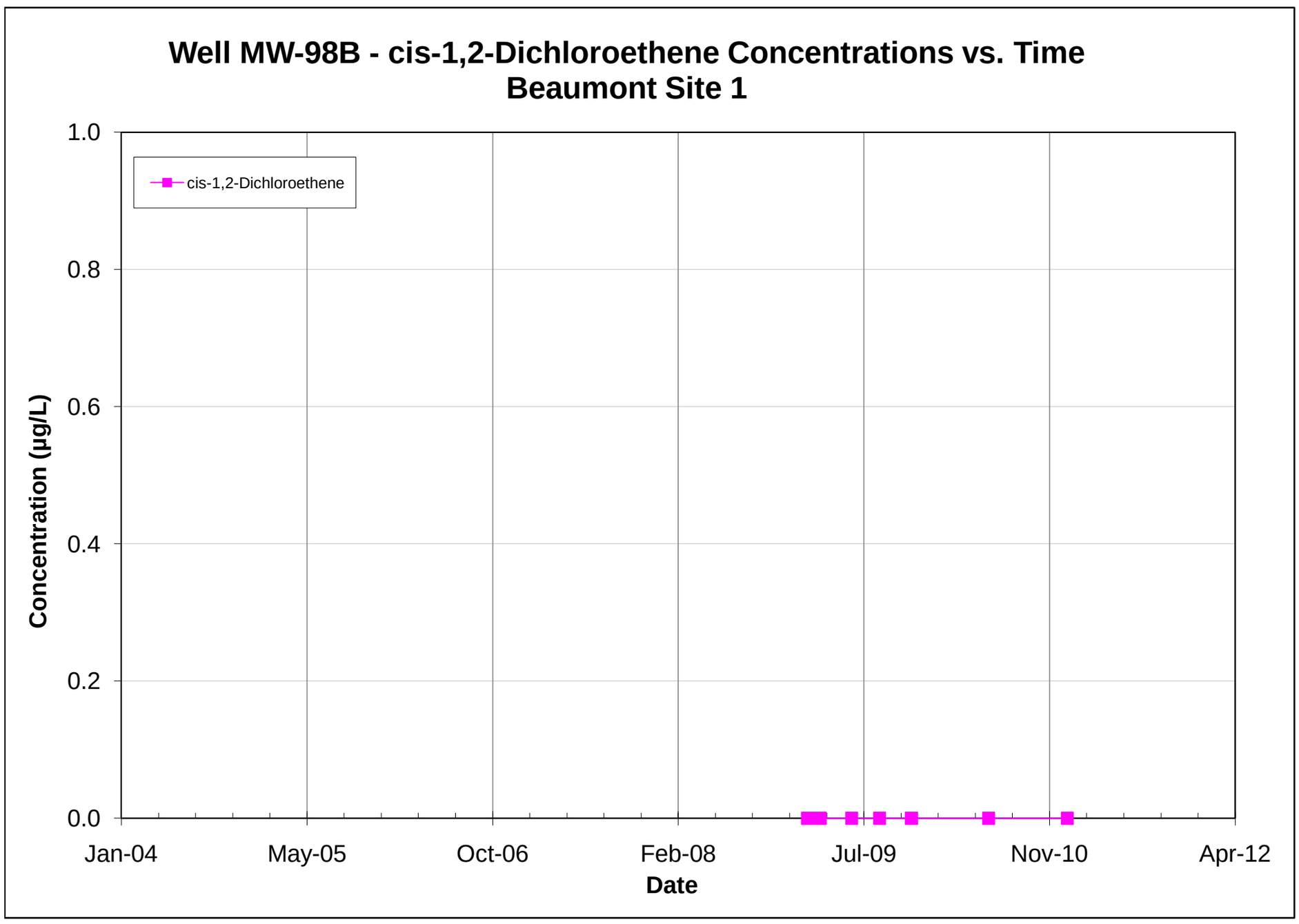

Note: All non-detections are set to zero for graphing purposes.

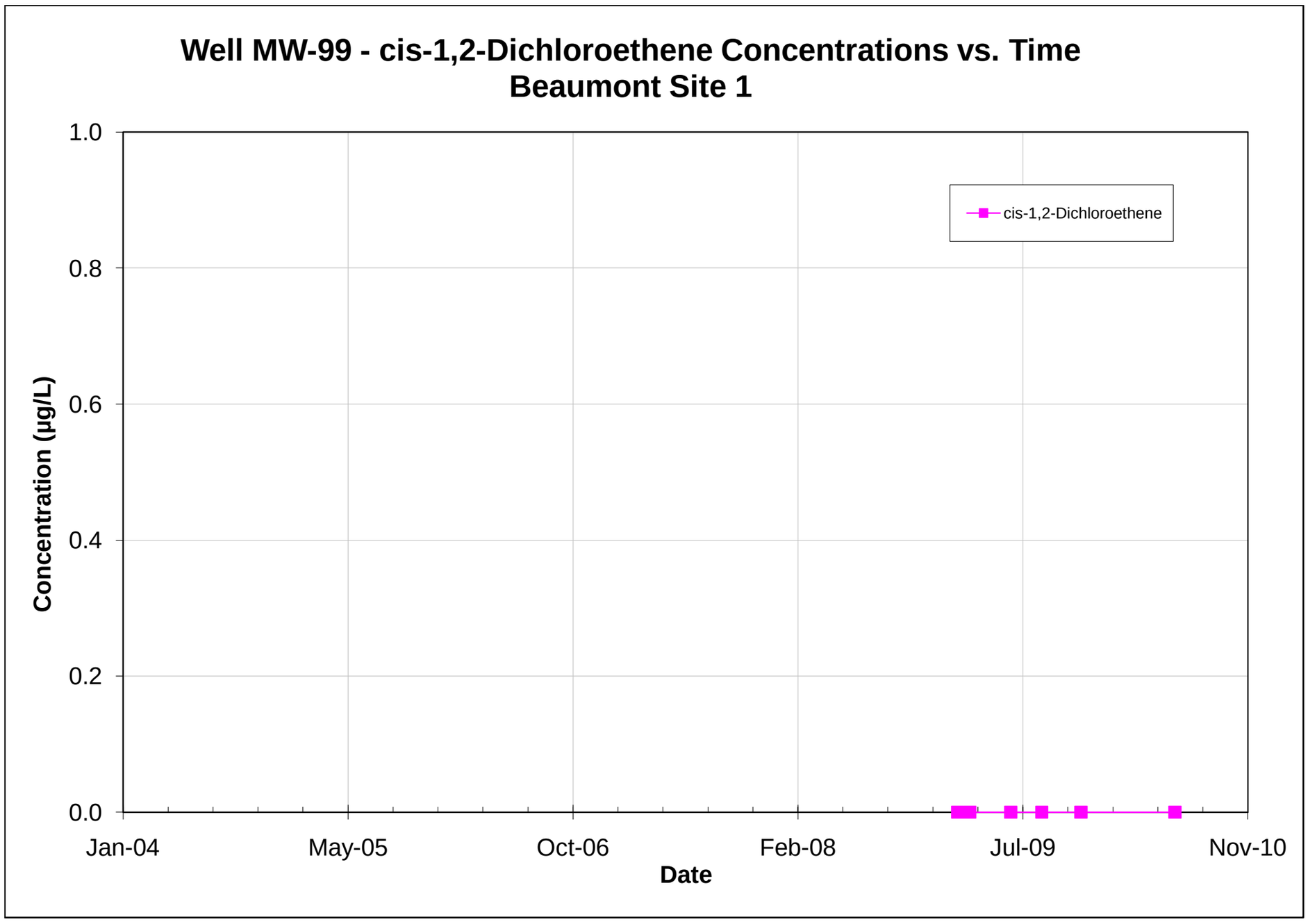

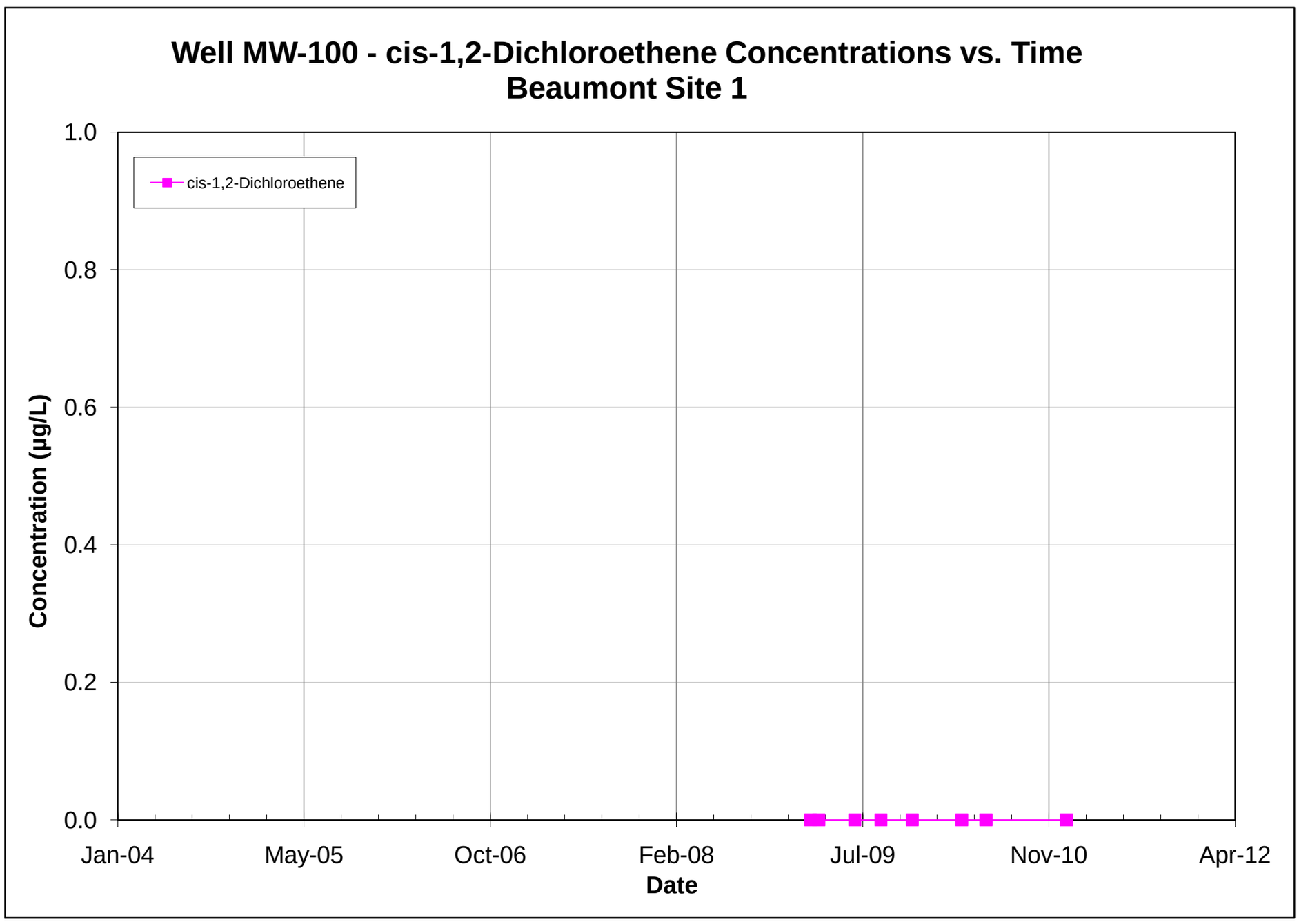

Note: All non-detections are set to zero for graphing purposes.

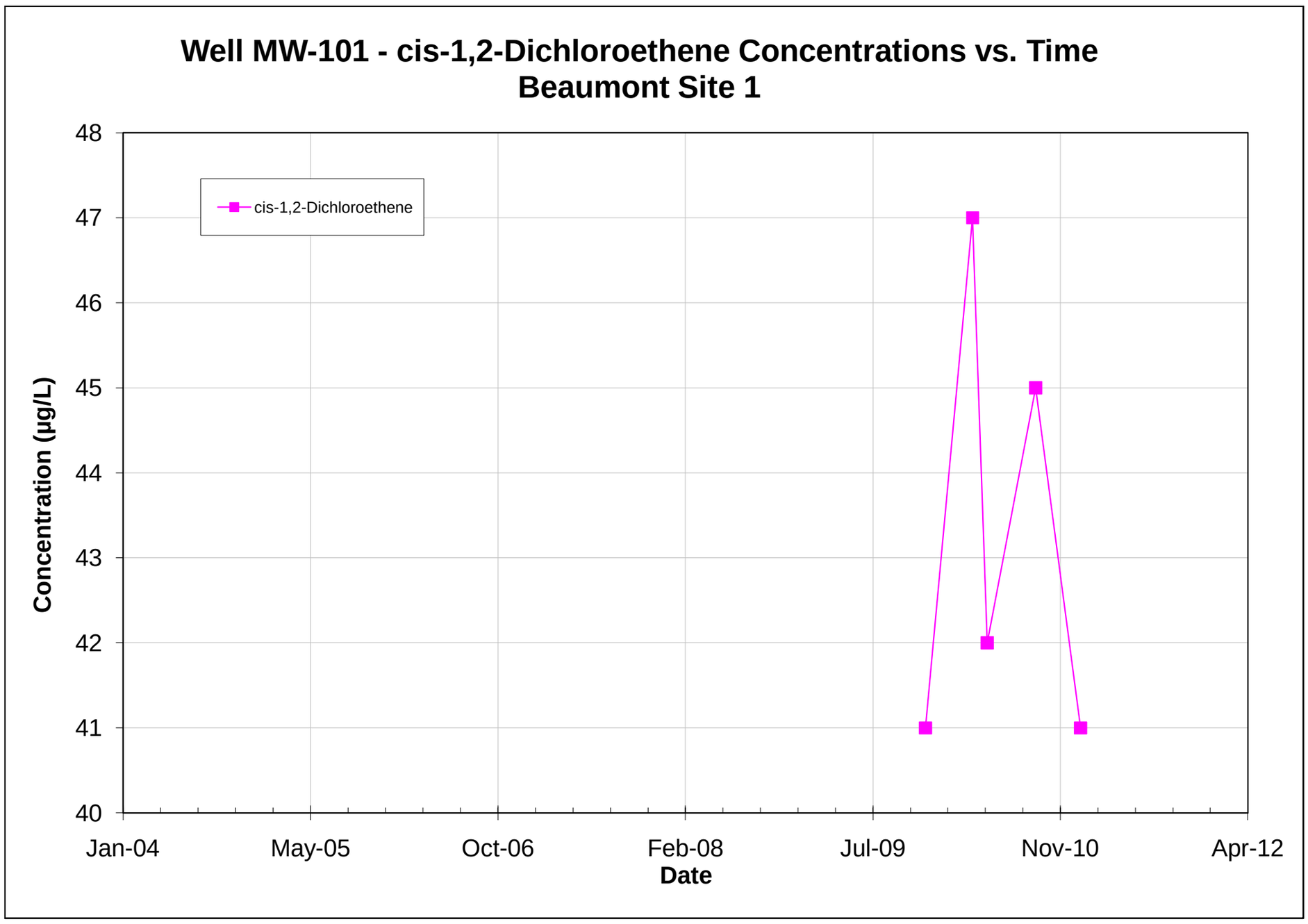

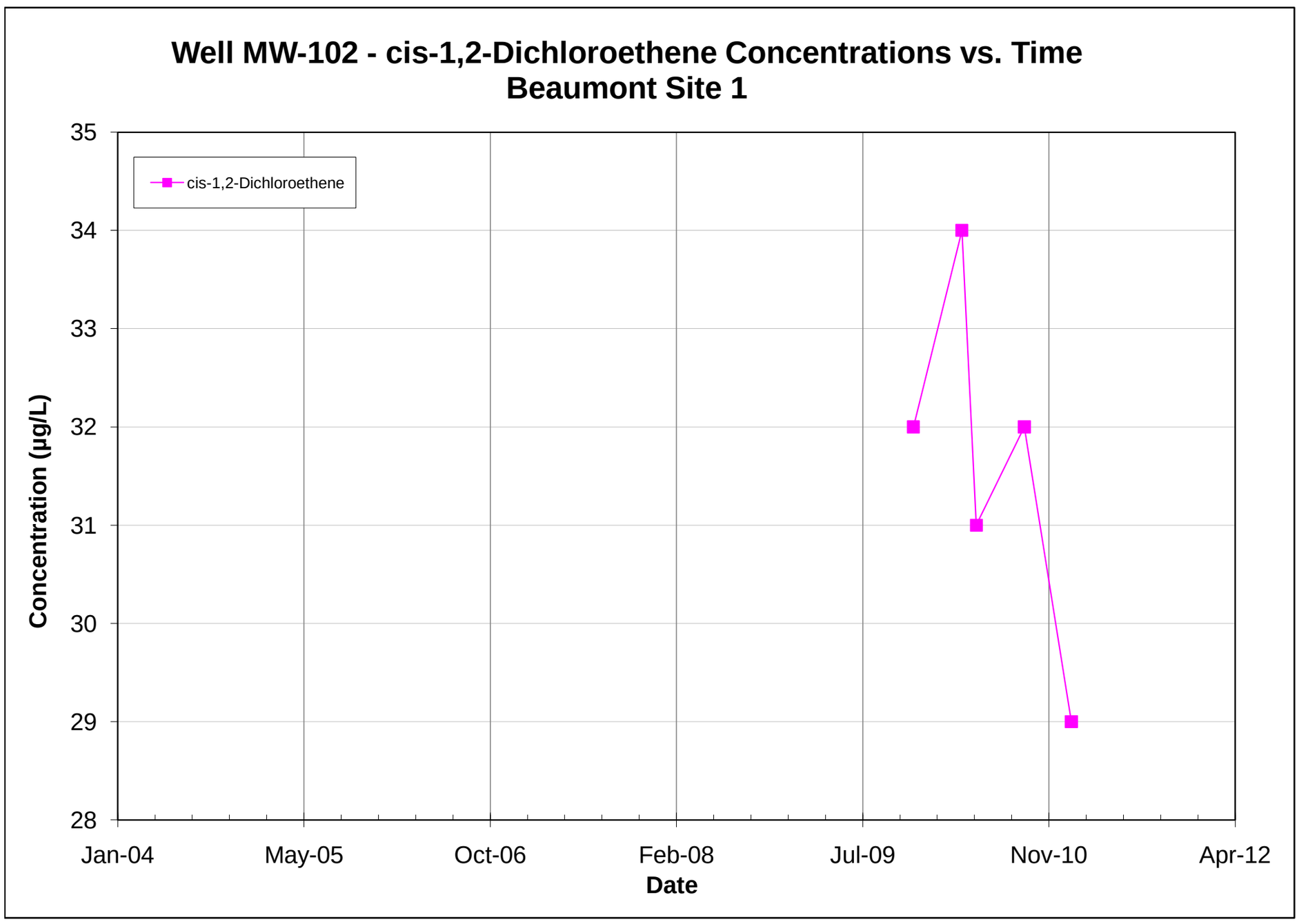

Note: All non-detections are set to zero for graphing purposes.

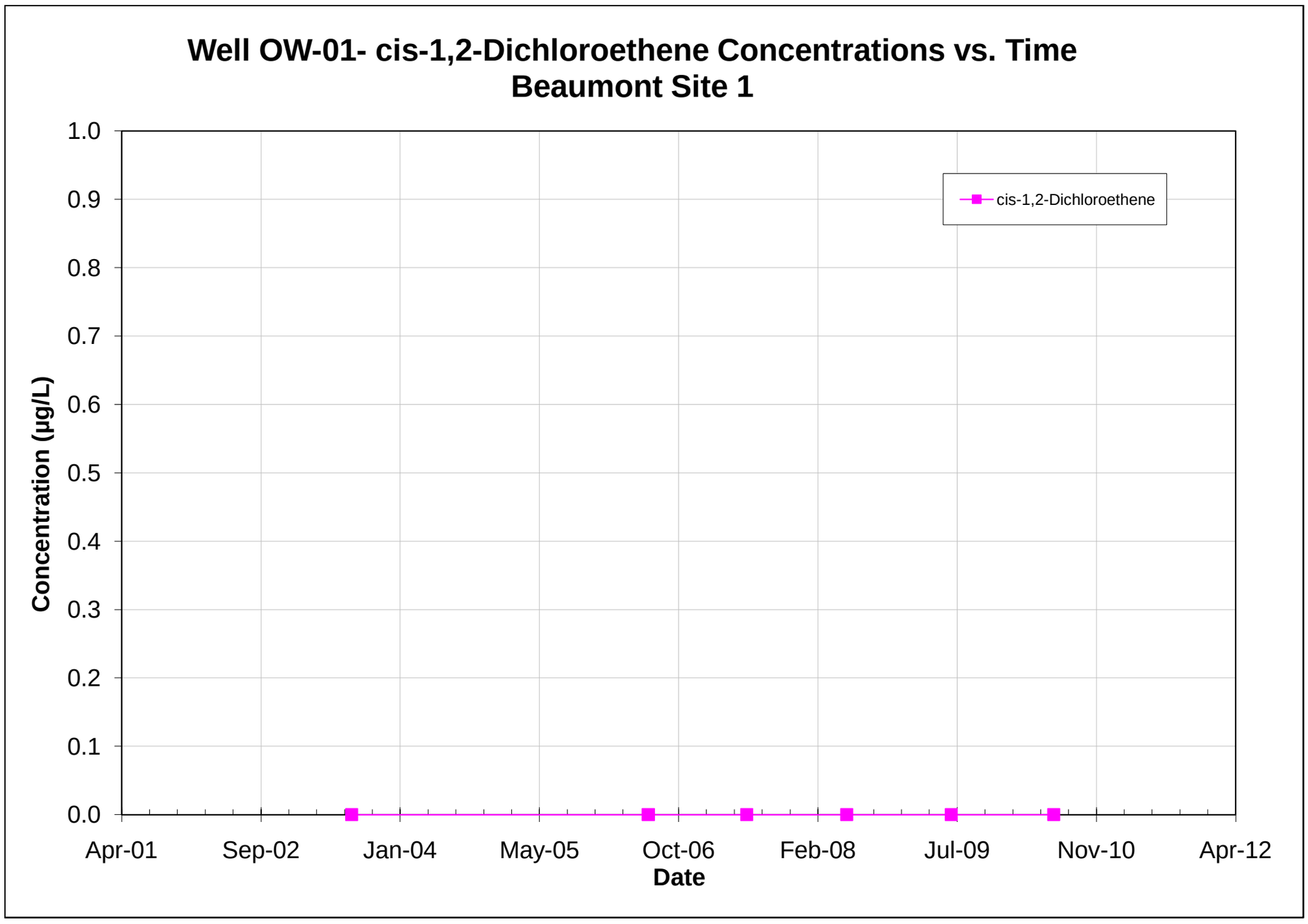

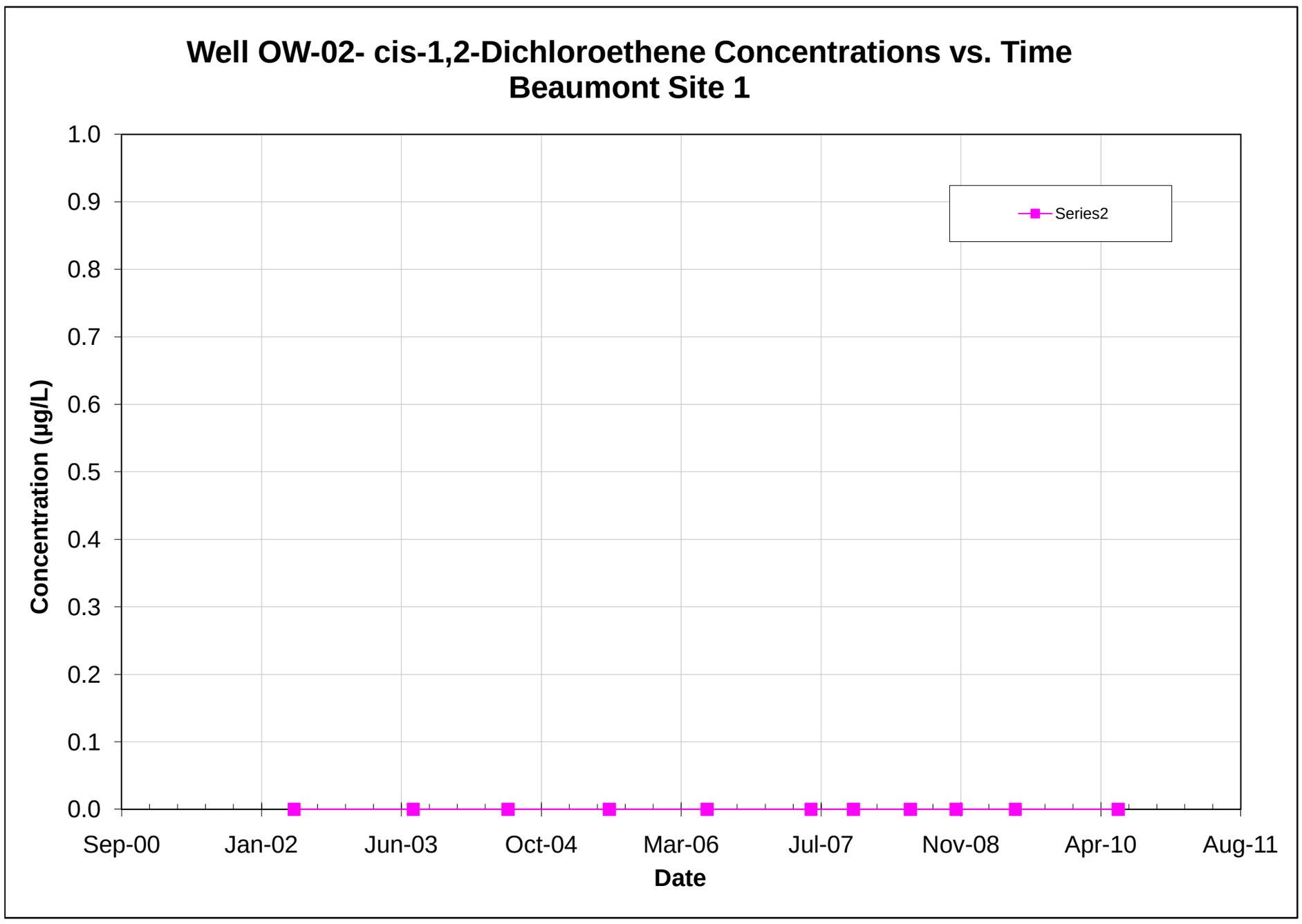

Note: All non-detections are set to zero for graphing purposes.

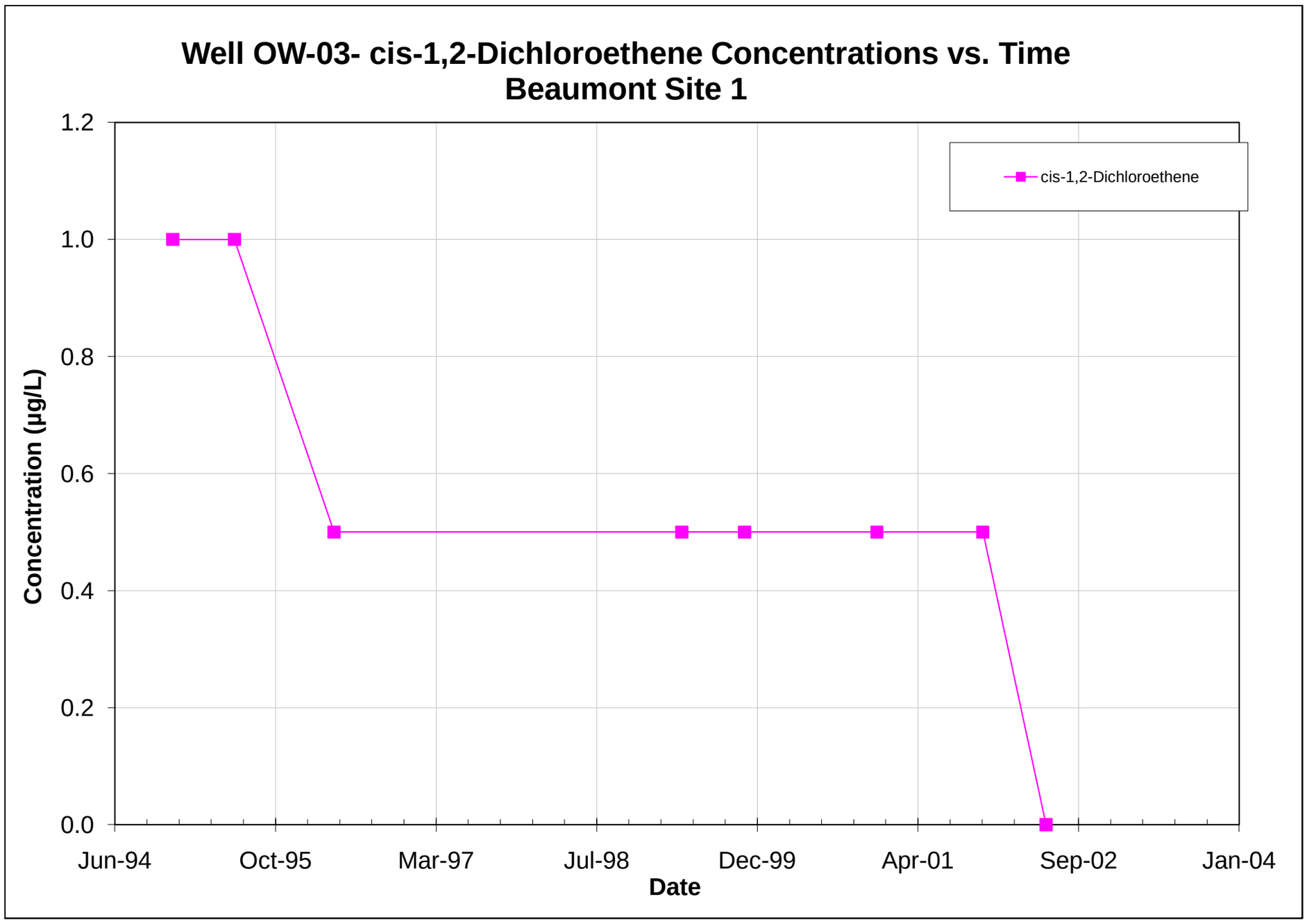

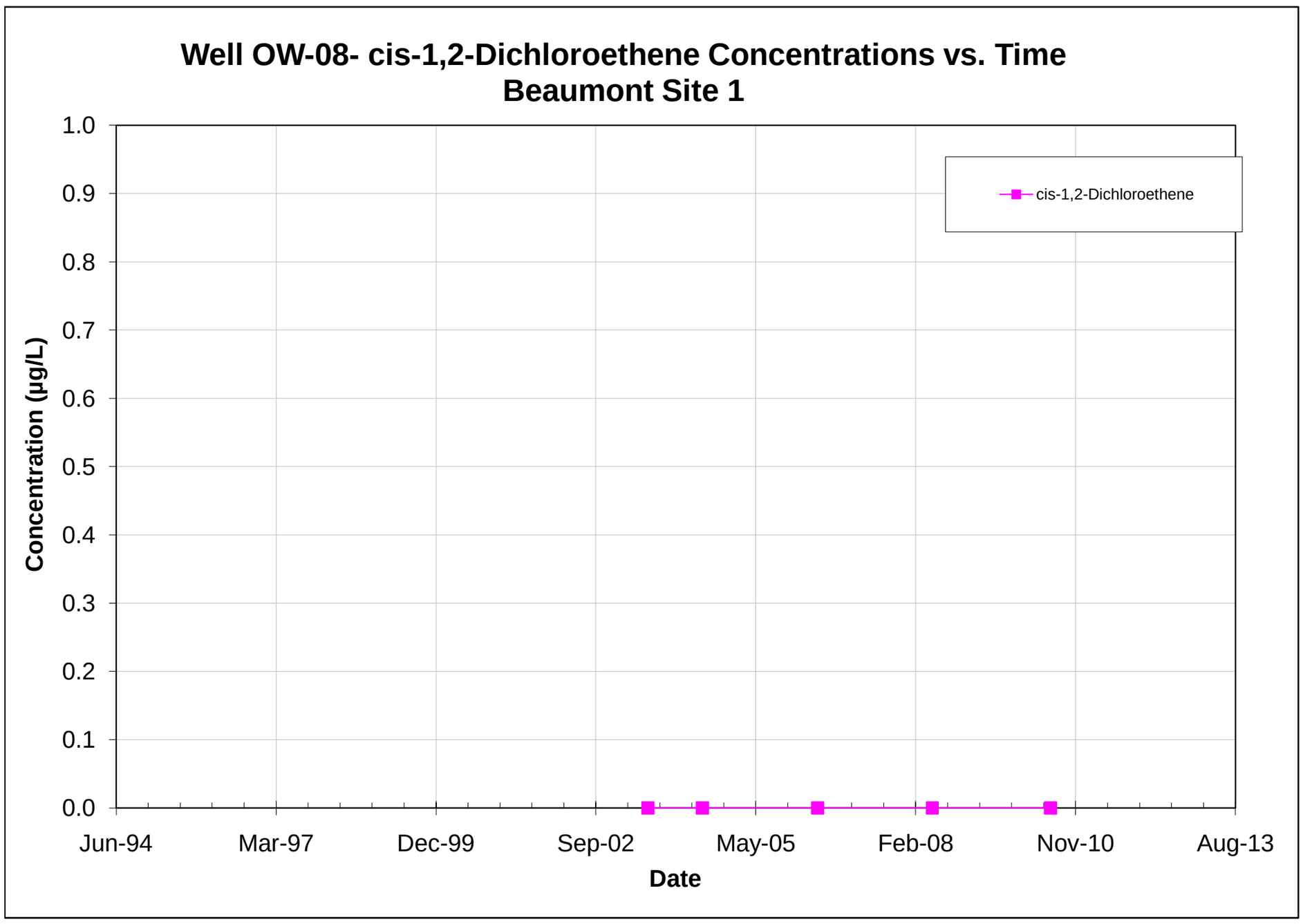

Note: All non-detections are set to zero for graphing purposes.

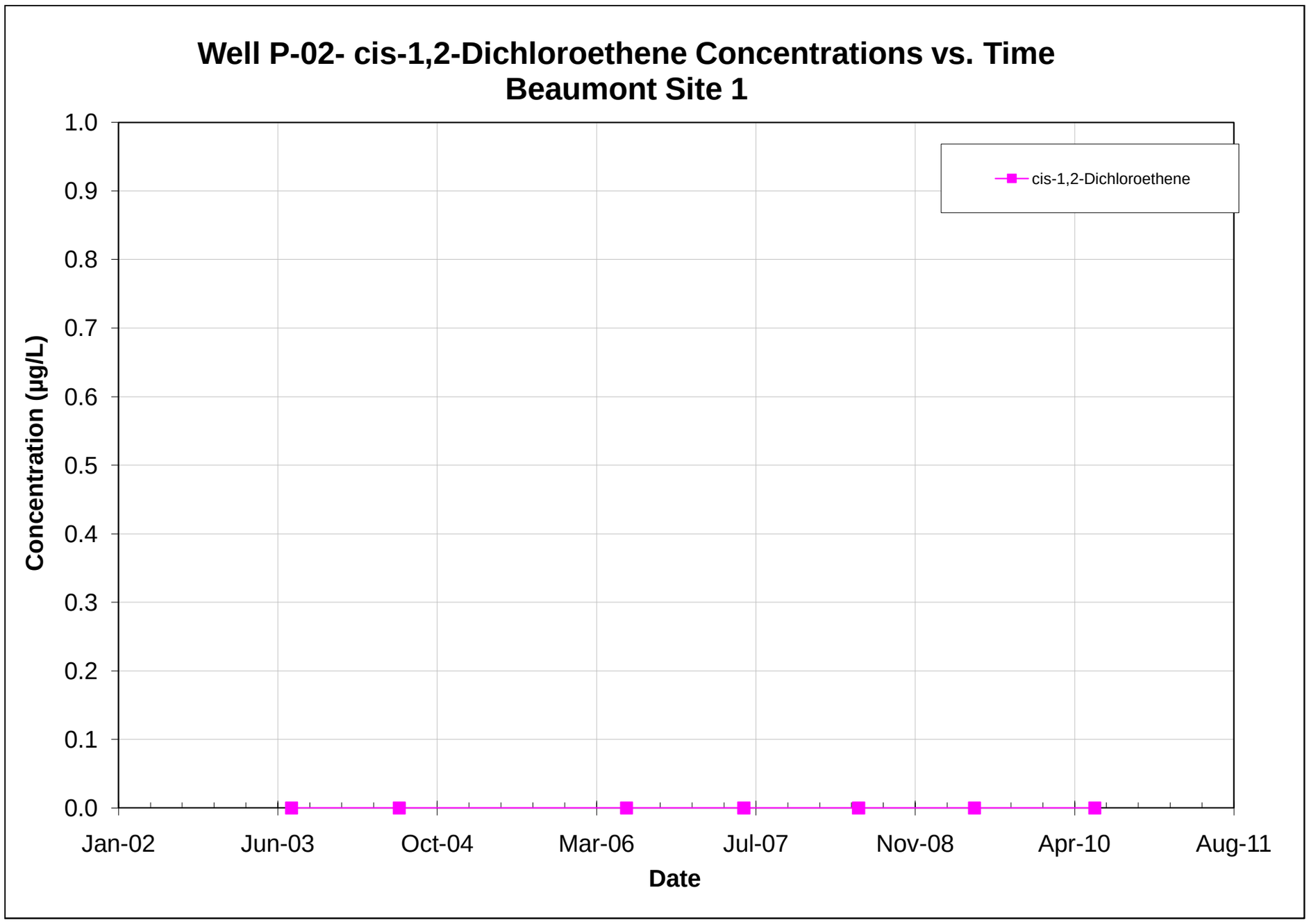

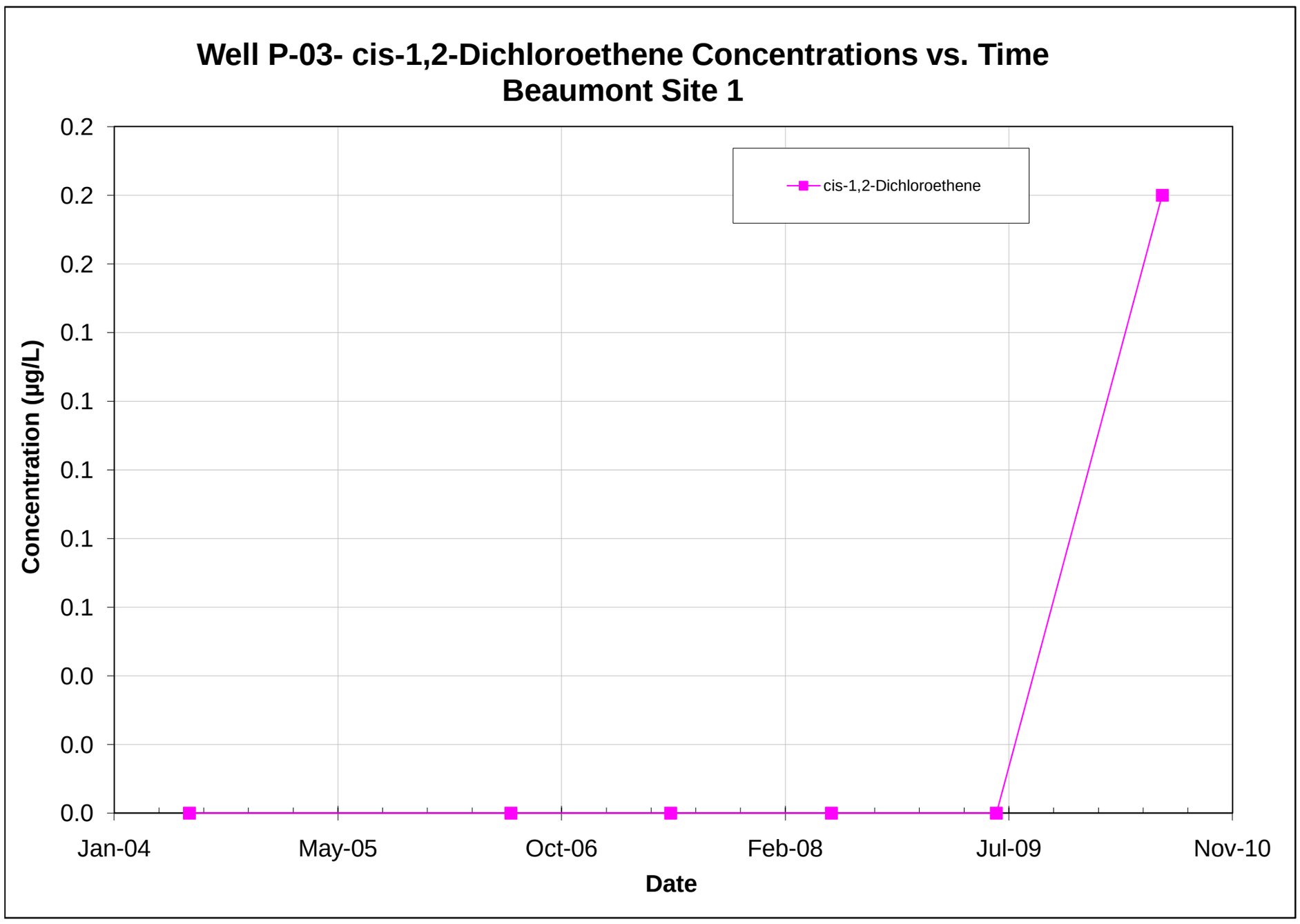

Note: All non-detections are set to zero for graphing purposes.

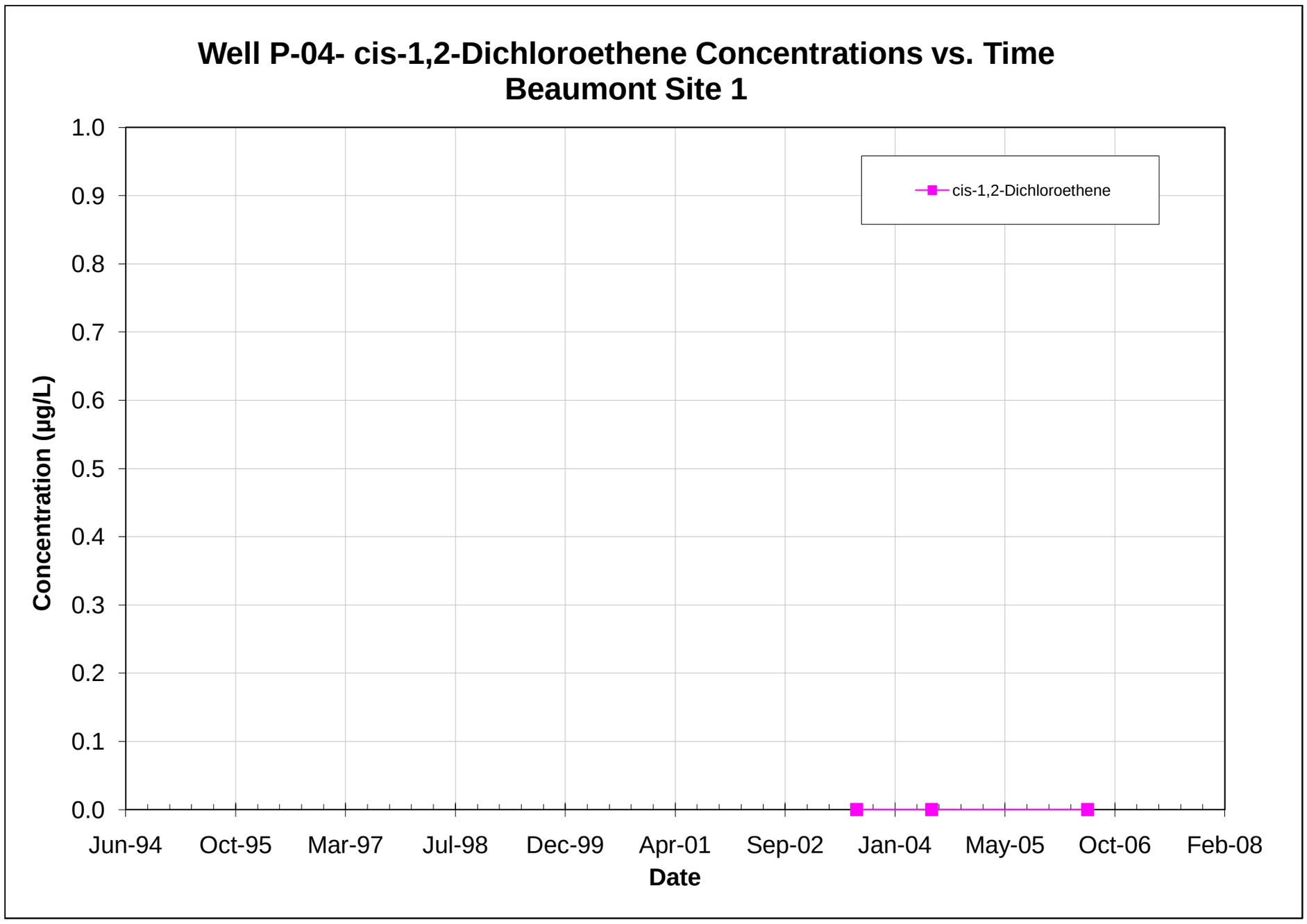

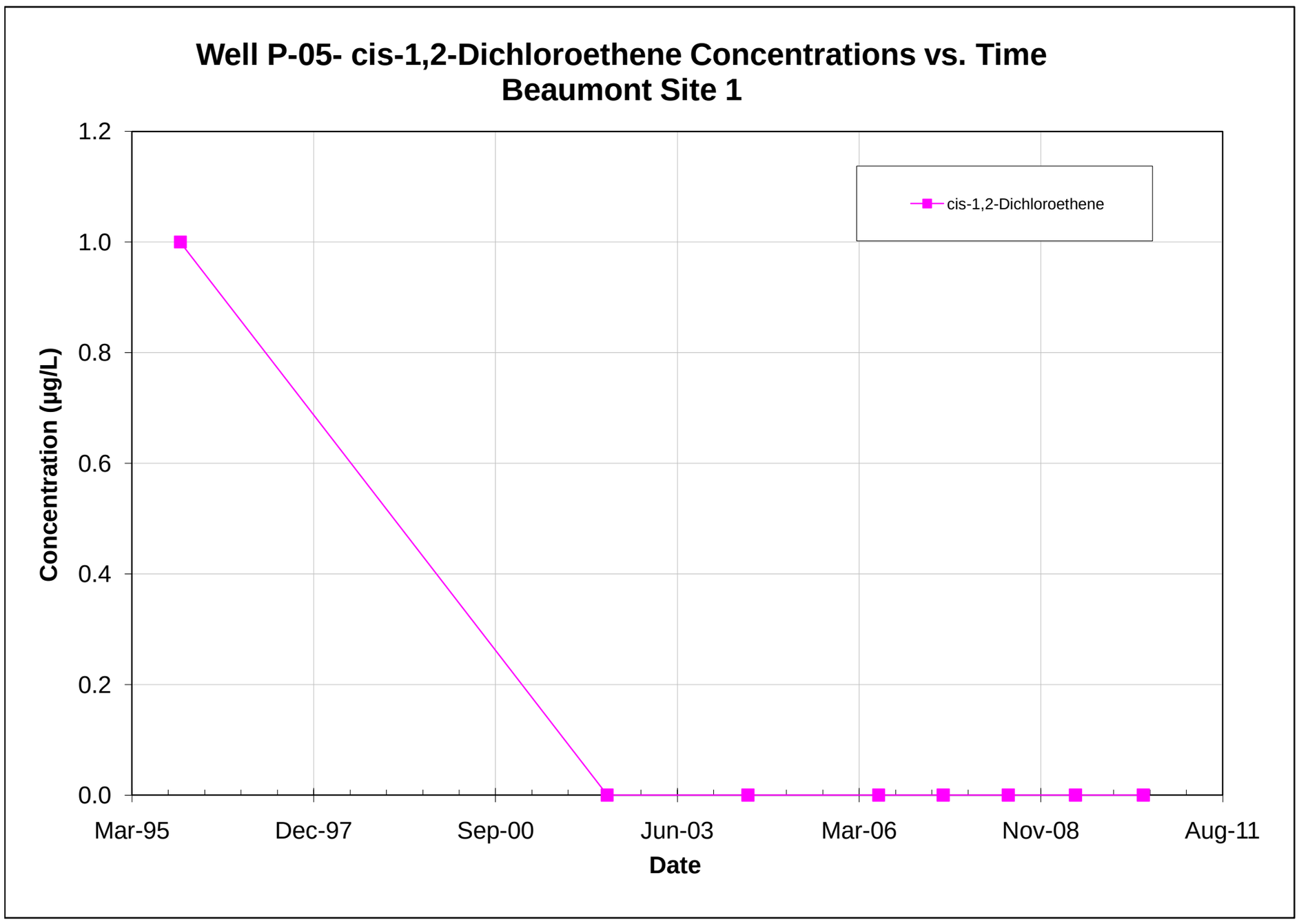

Note: All non-detections are set to zero for graphing purposes.

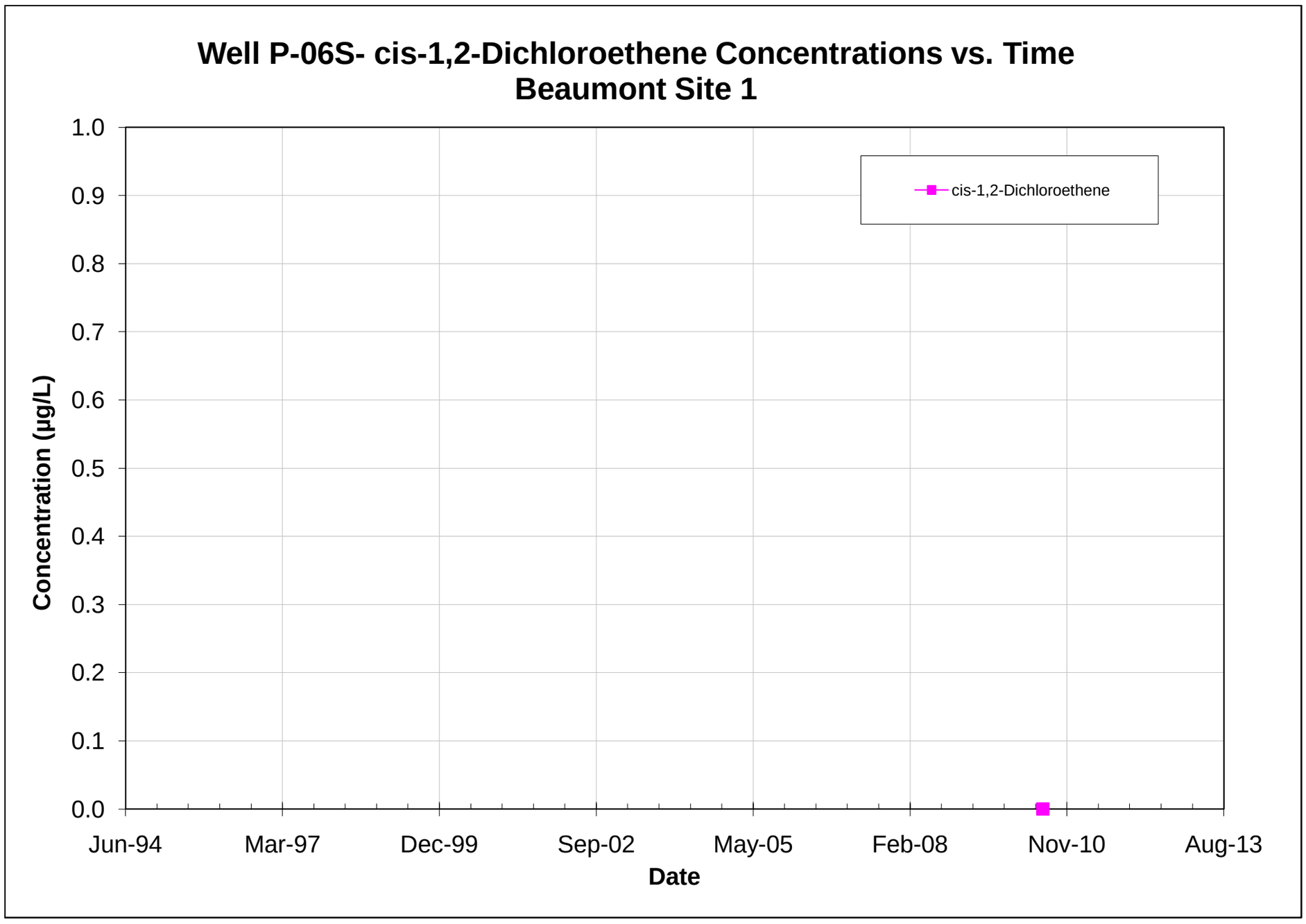

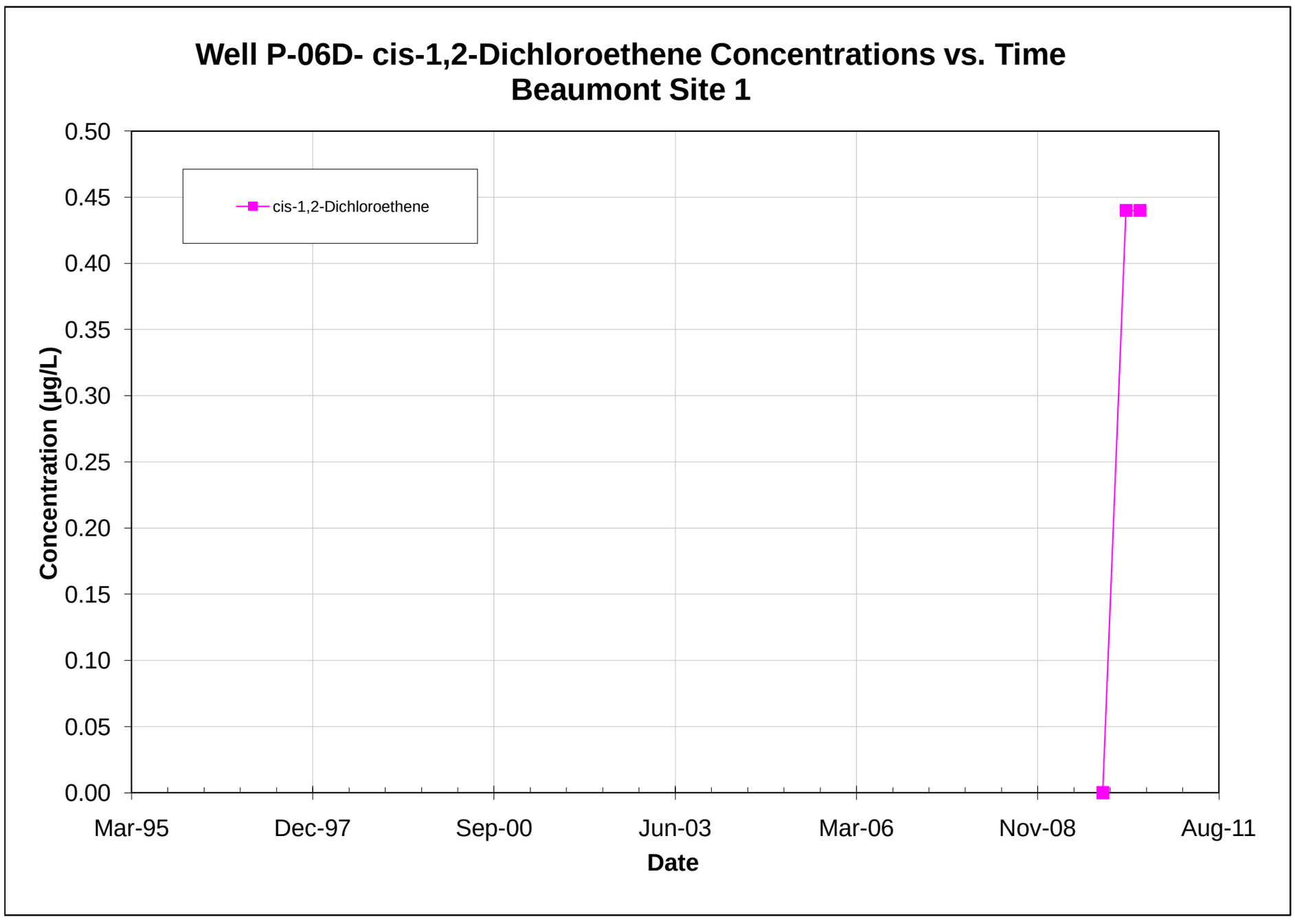

Note: All non-detections are set to zero for graphing purposes.

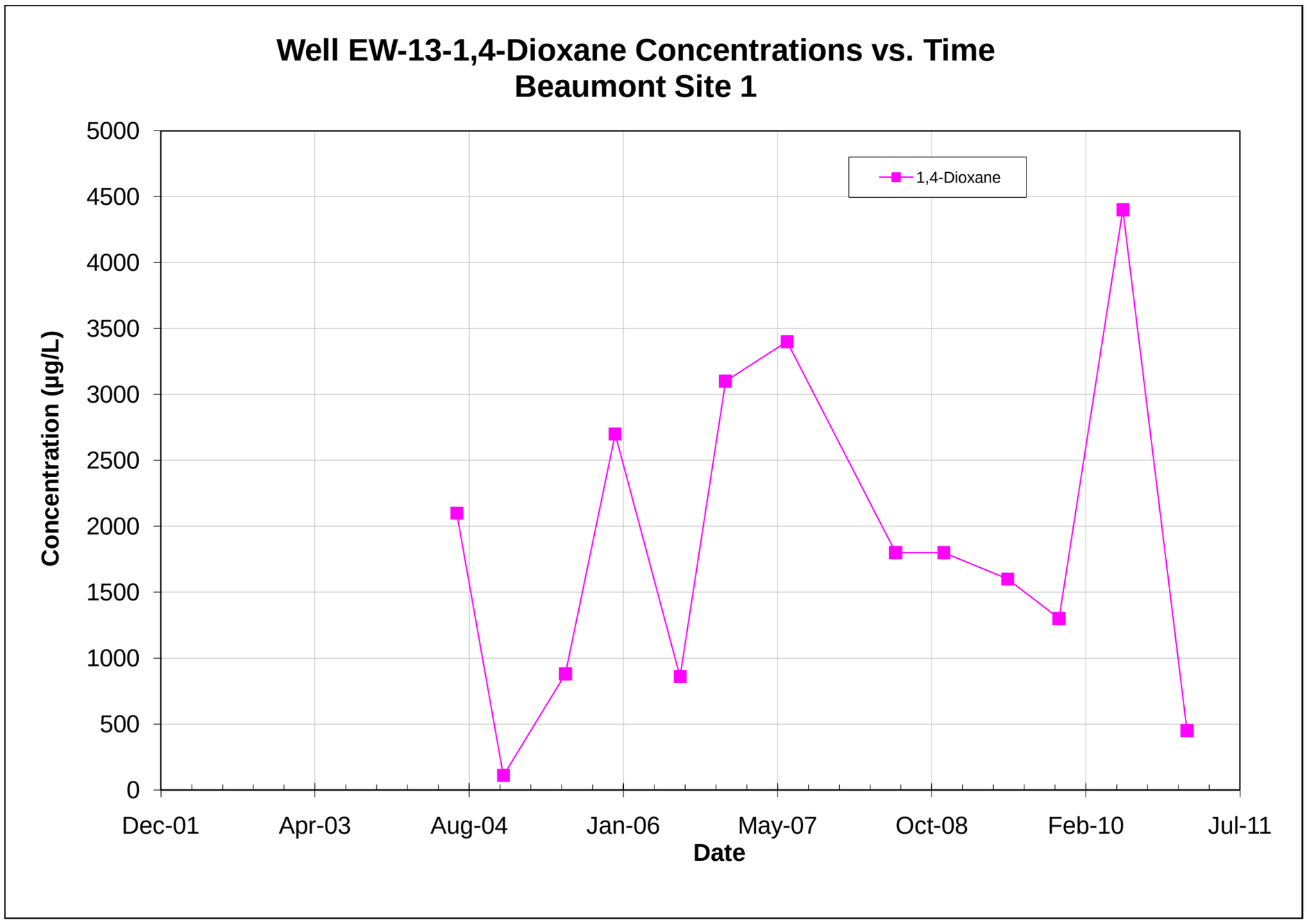

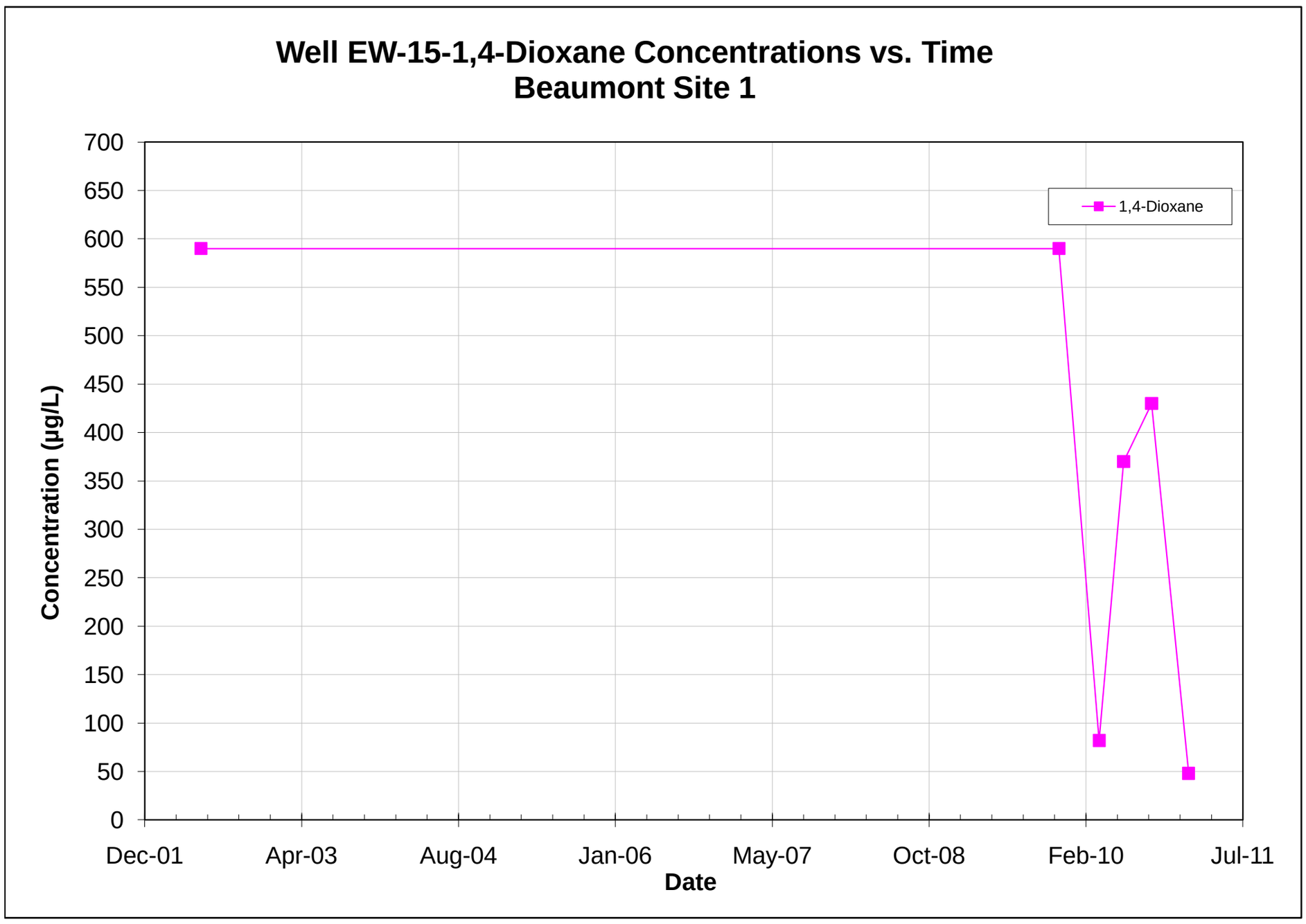

Note: All non-detections are set to zero for graphing purposes.

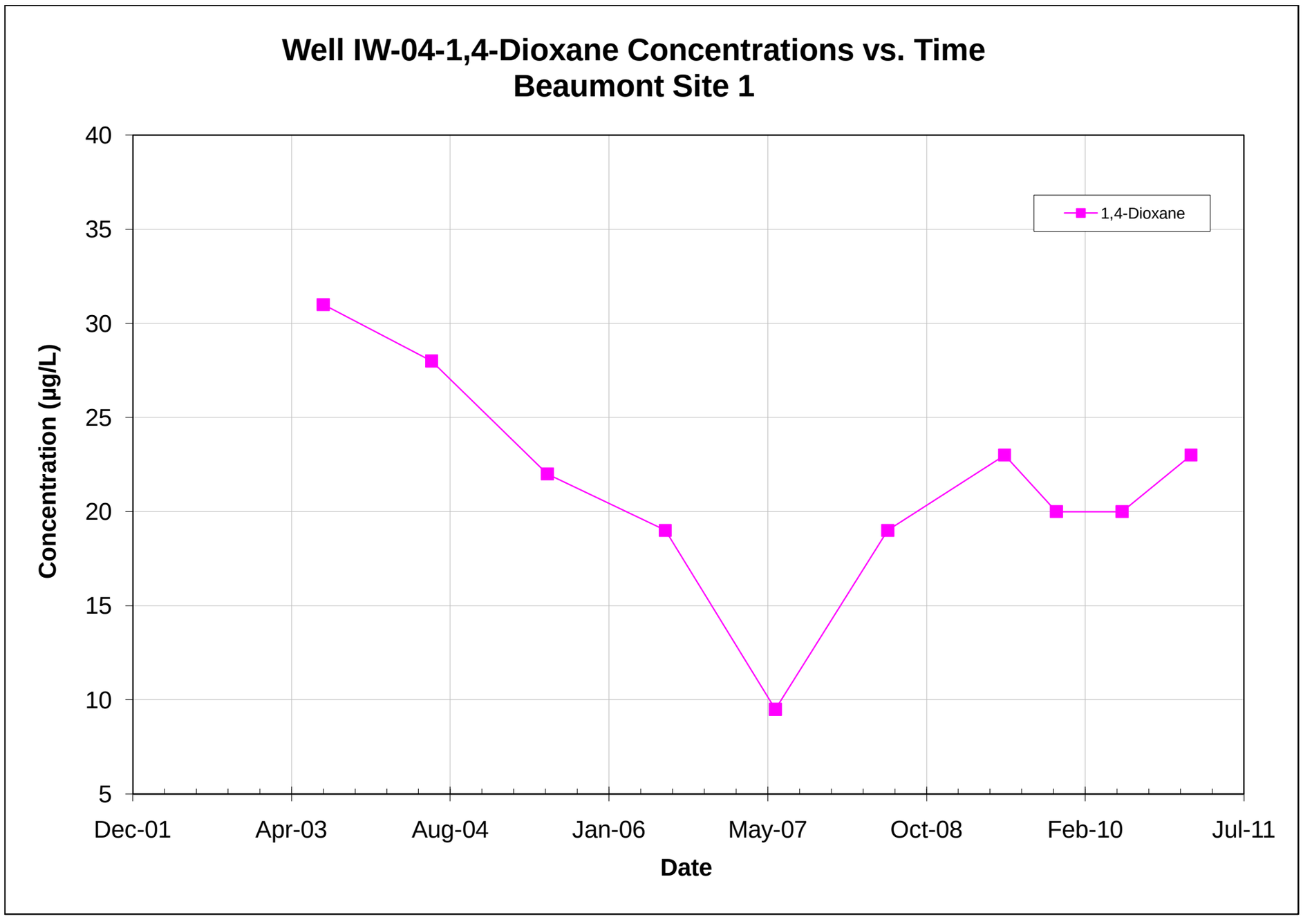

Note: All non-detections are set to zero for graphing purposes.

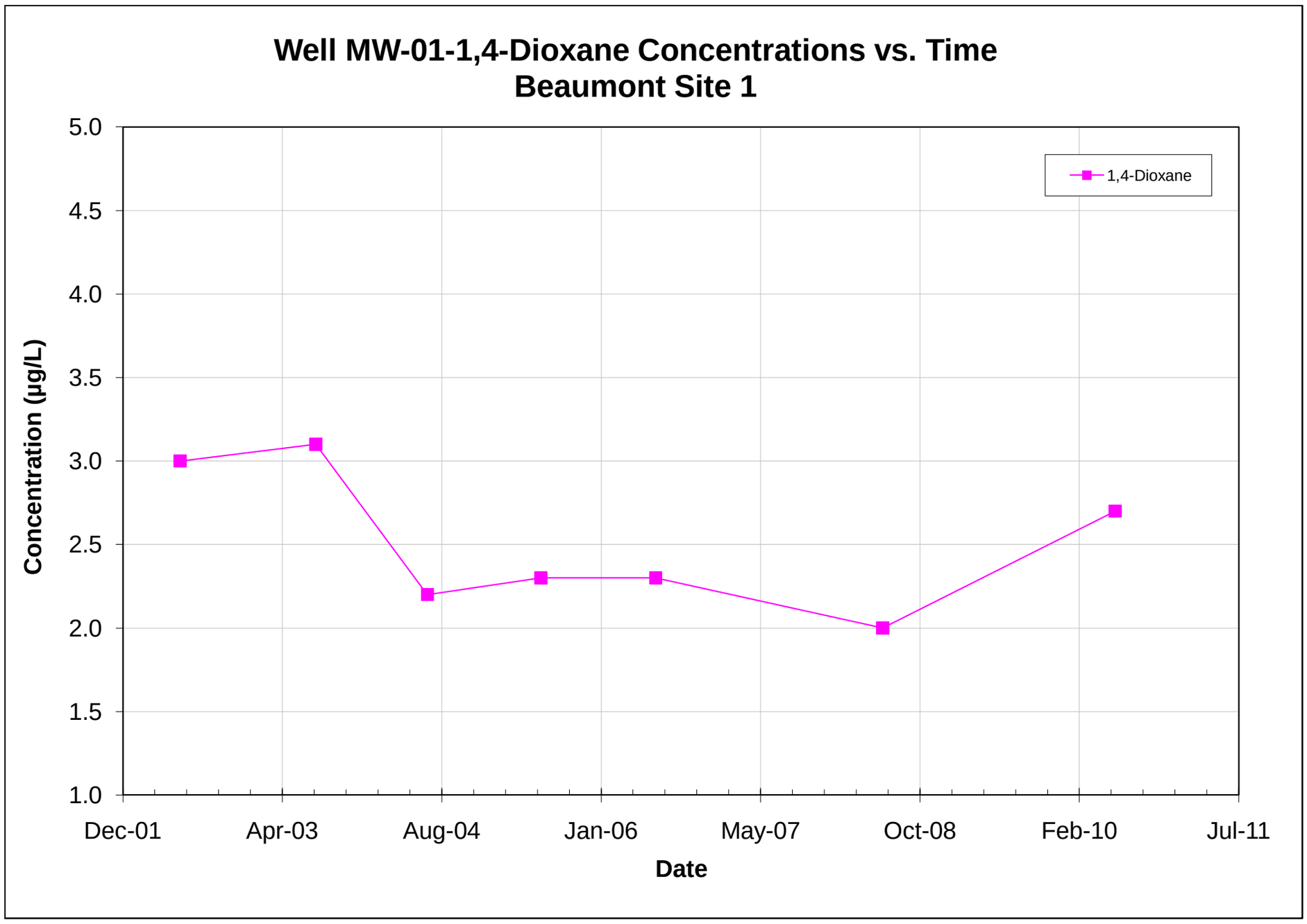

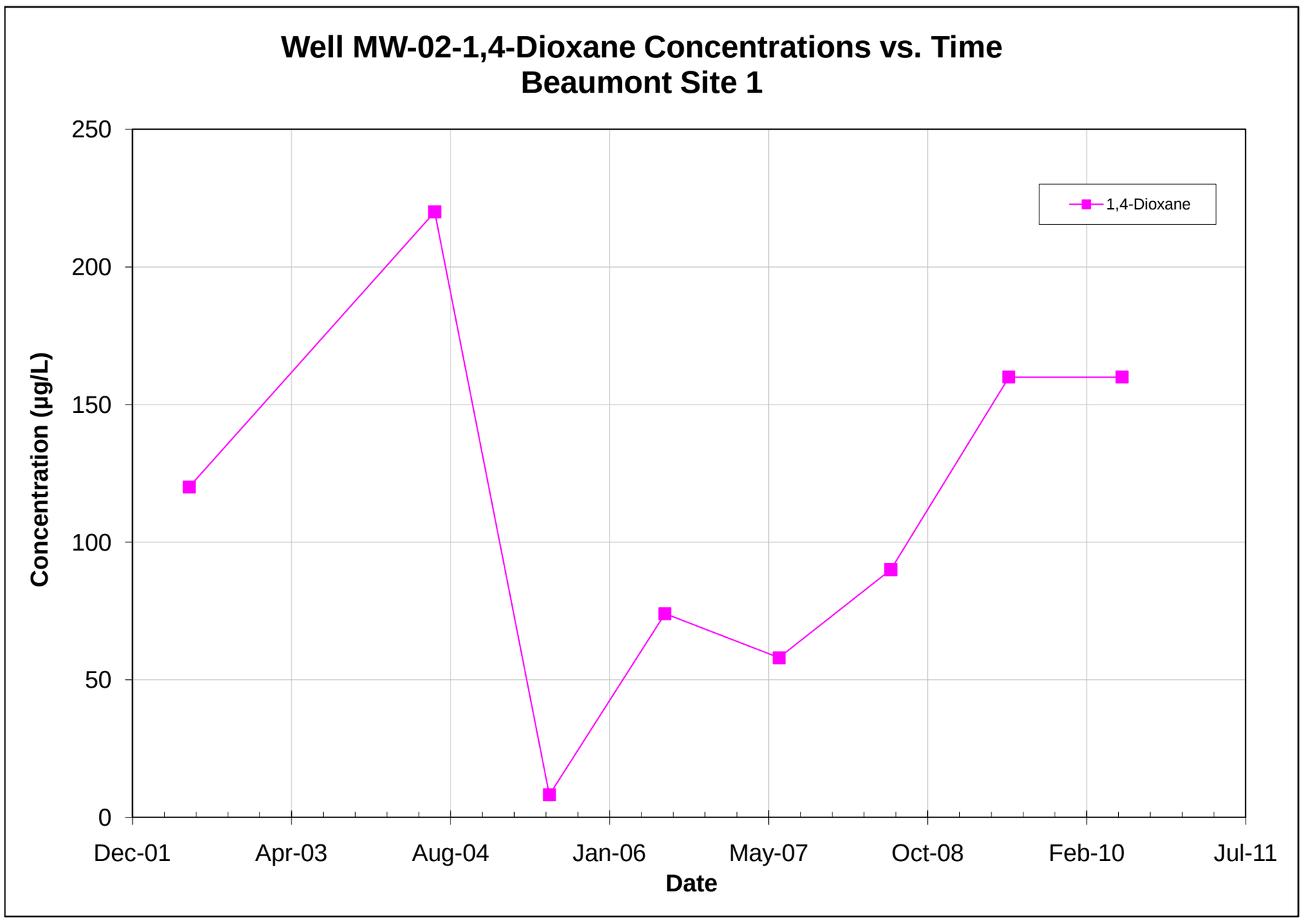

Note: All non-detections are set to zero for graphing purposes.

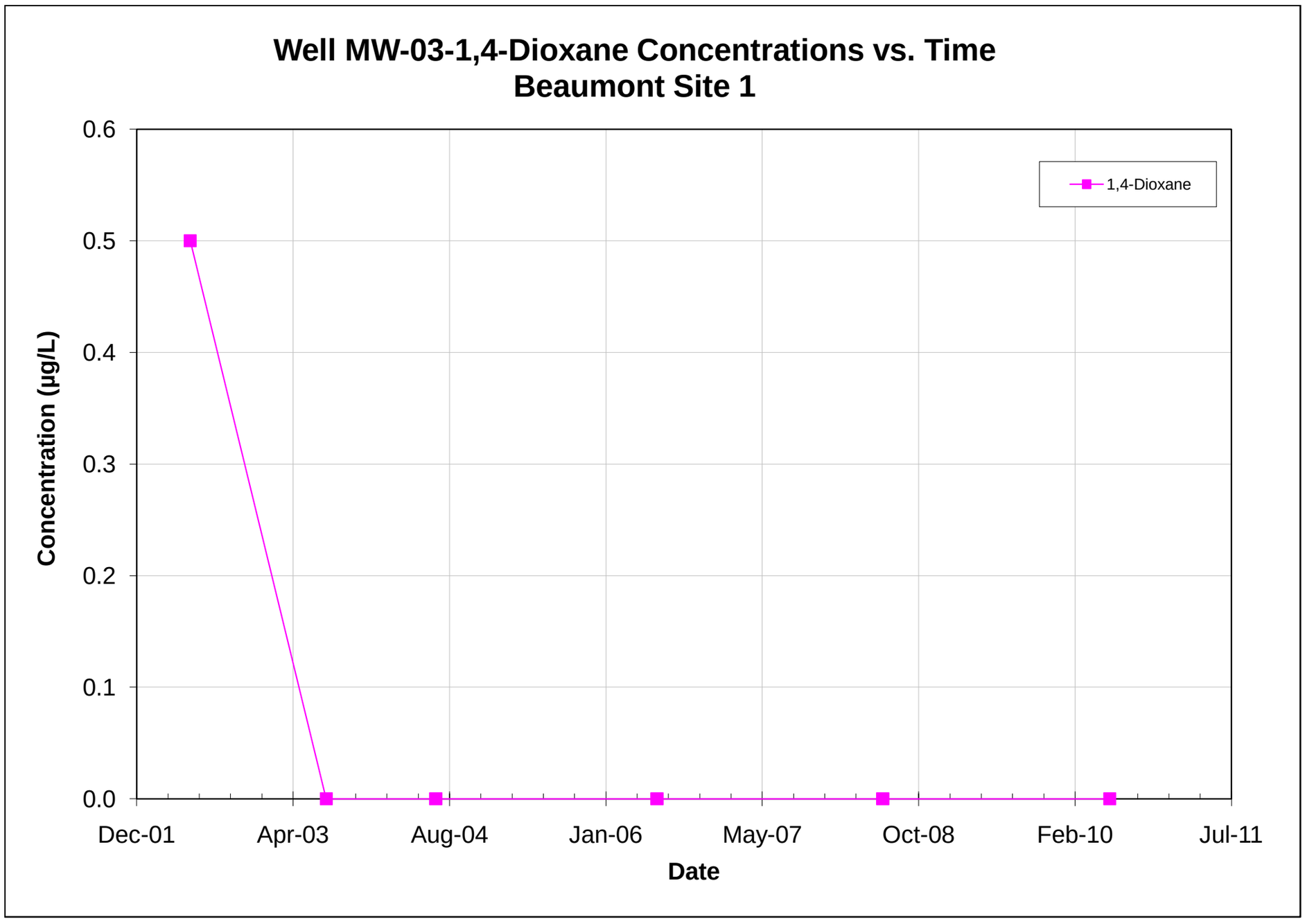

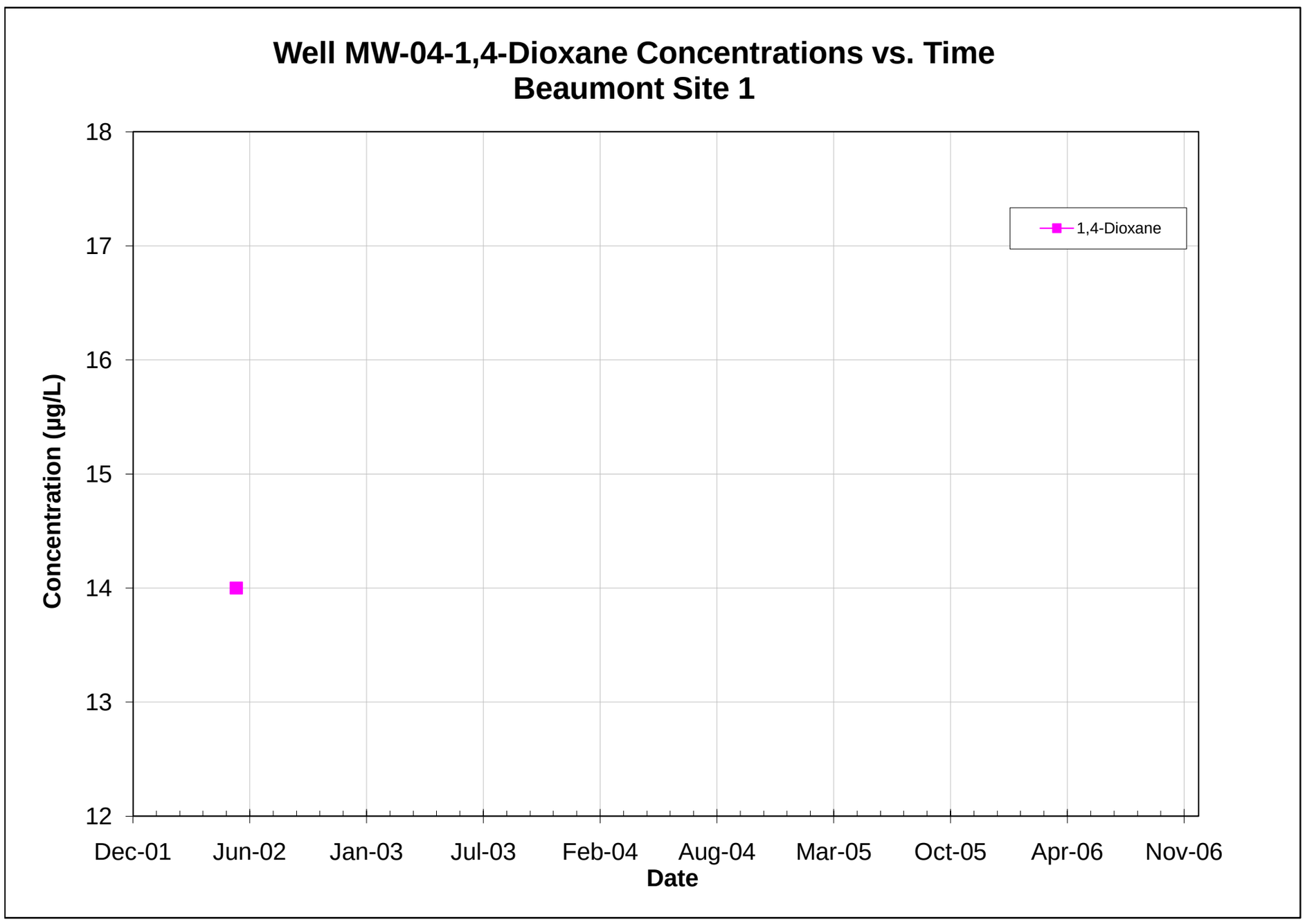

Note: All non-detections are set to zero for graphing purposes.

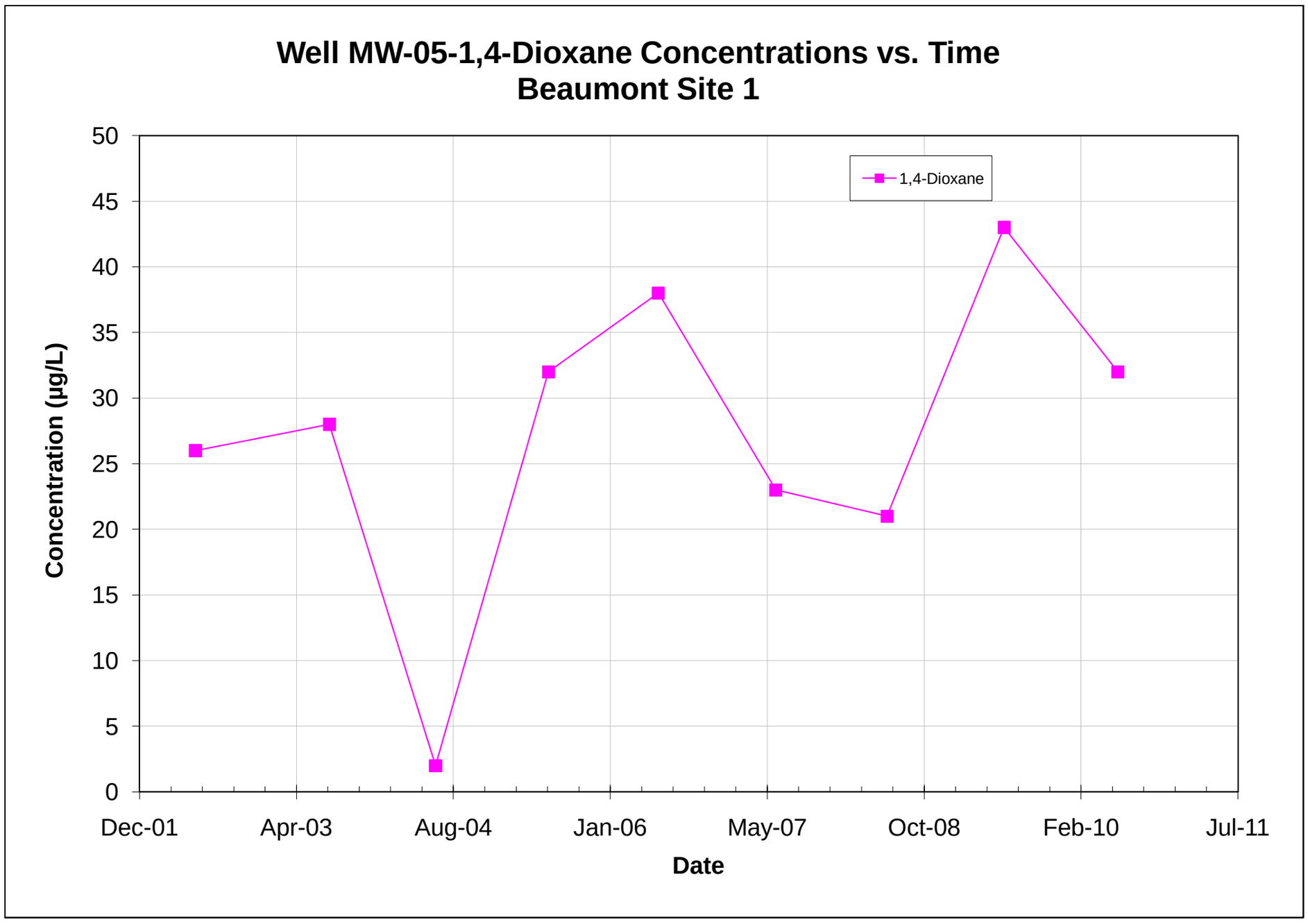

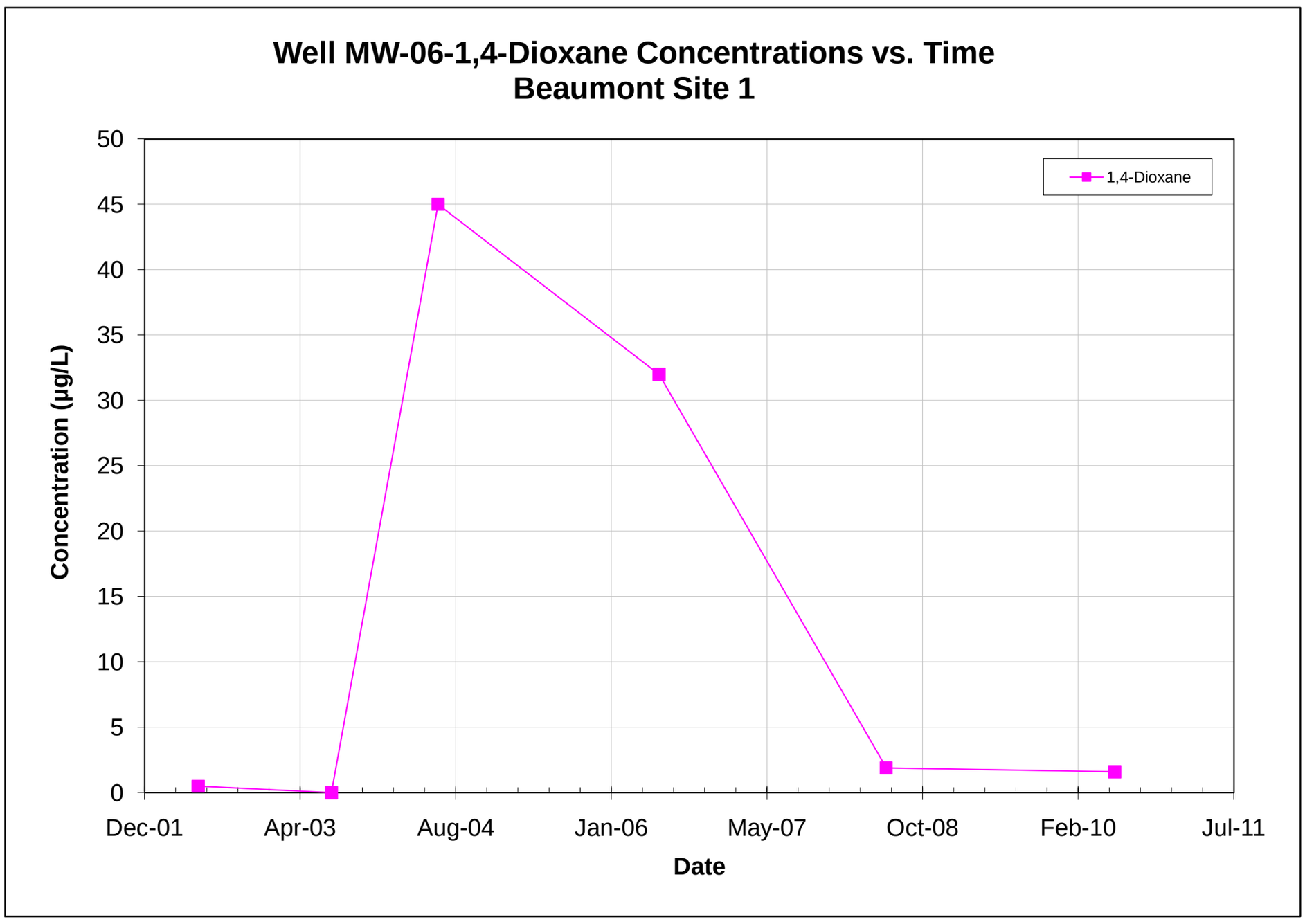

Note: All non-detections are set to zero for graphing purposes.

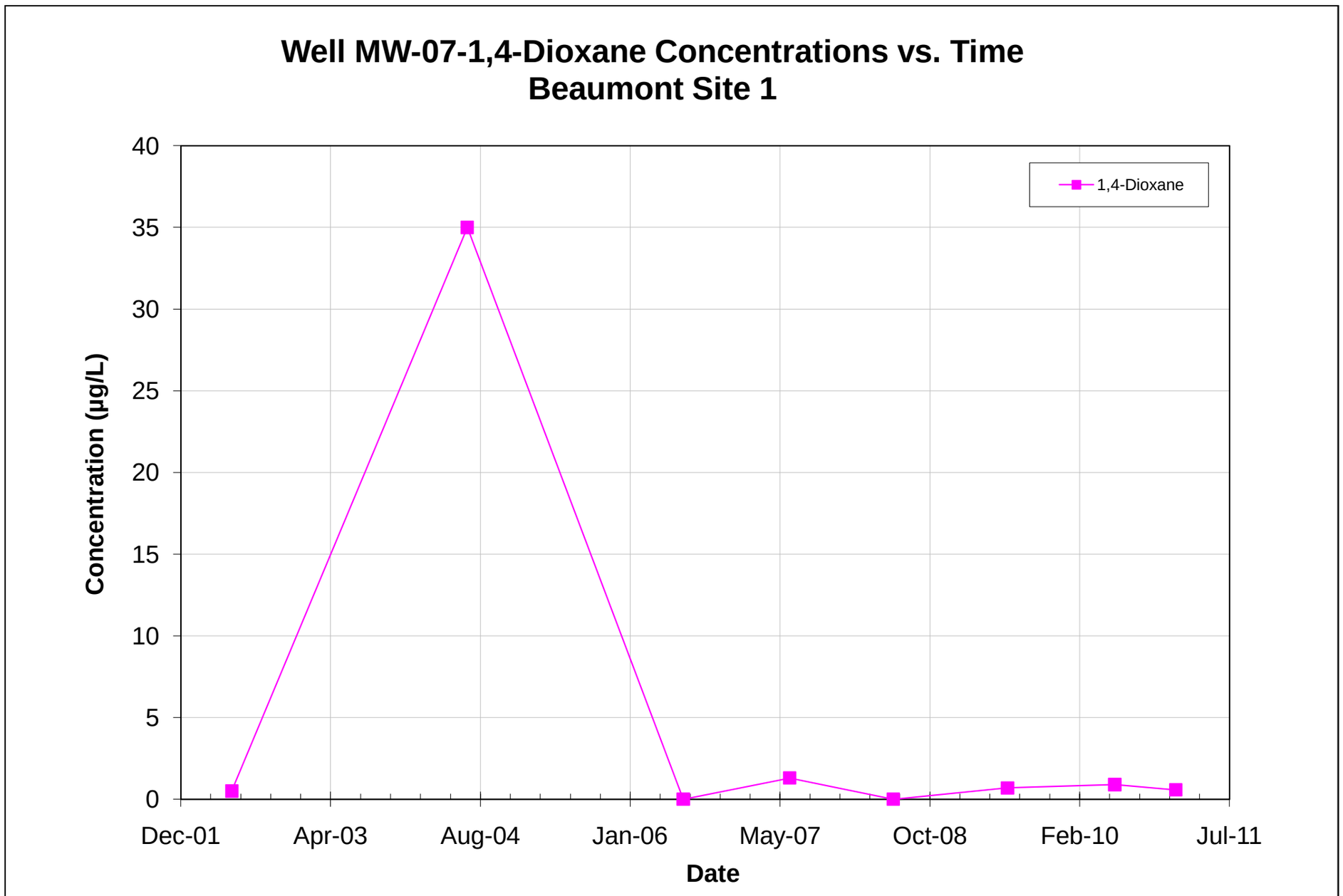

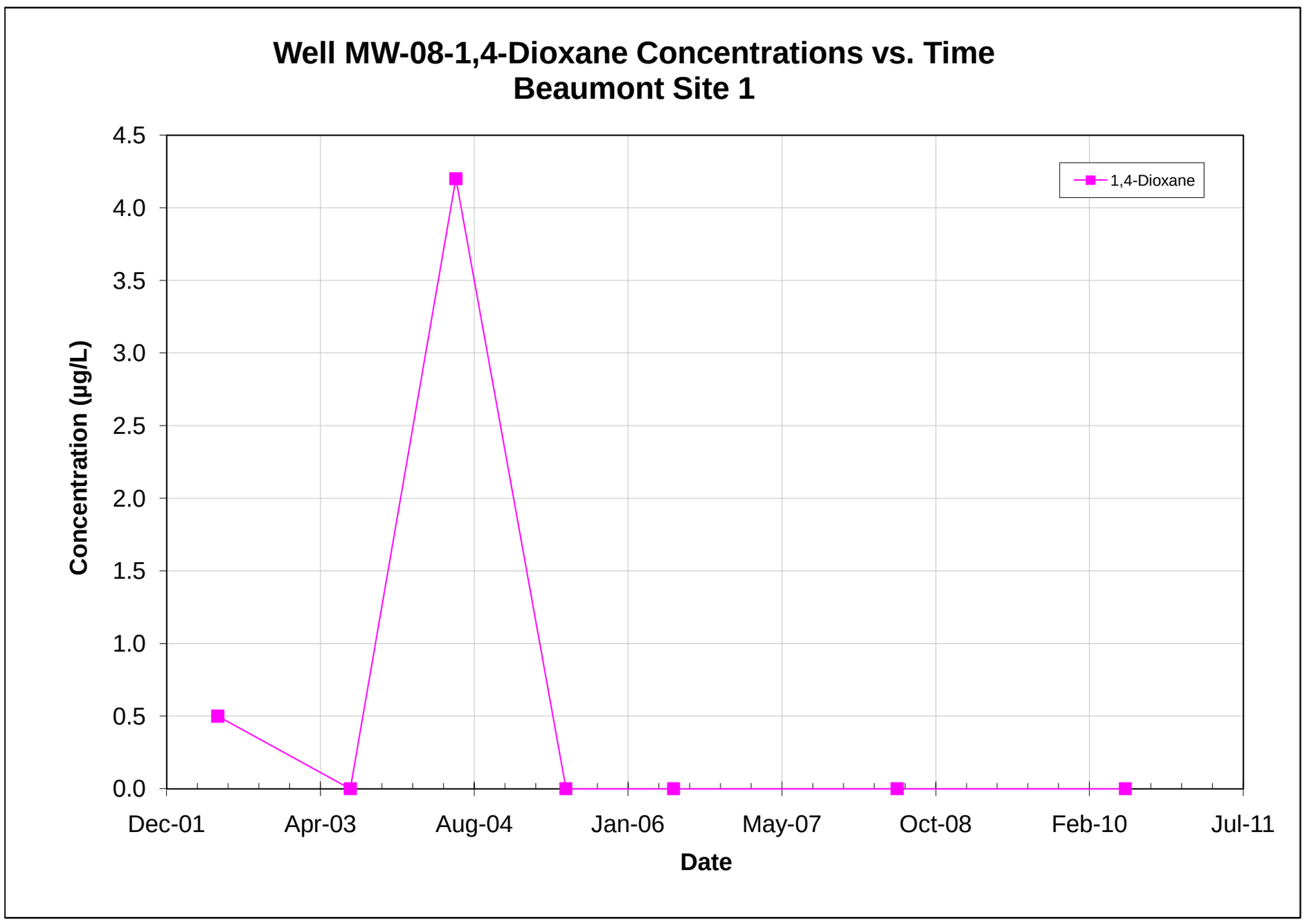

Note: All non-detections are set to zero for graphing purposes.

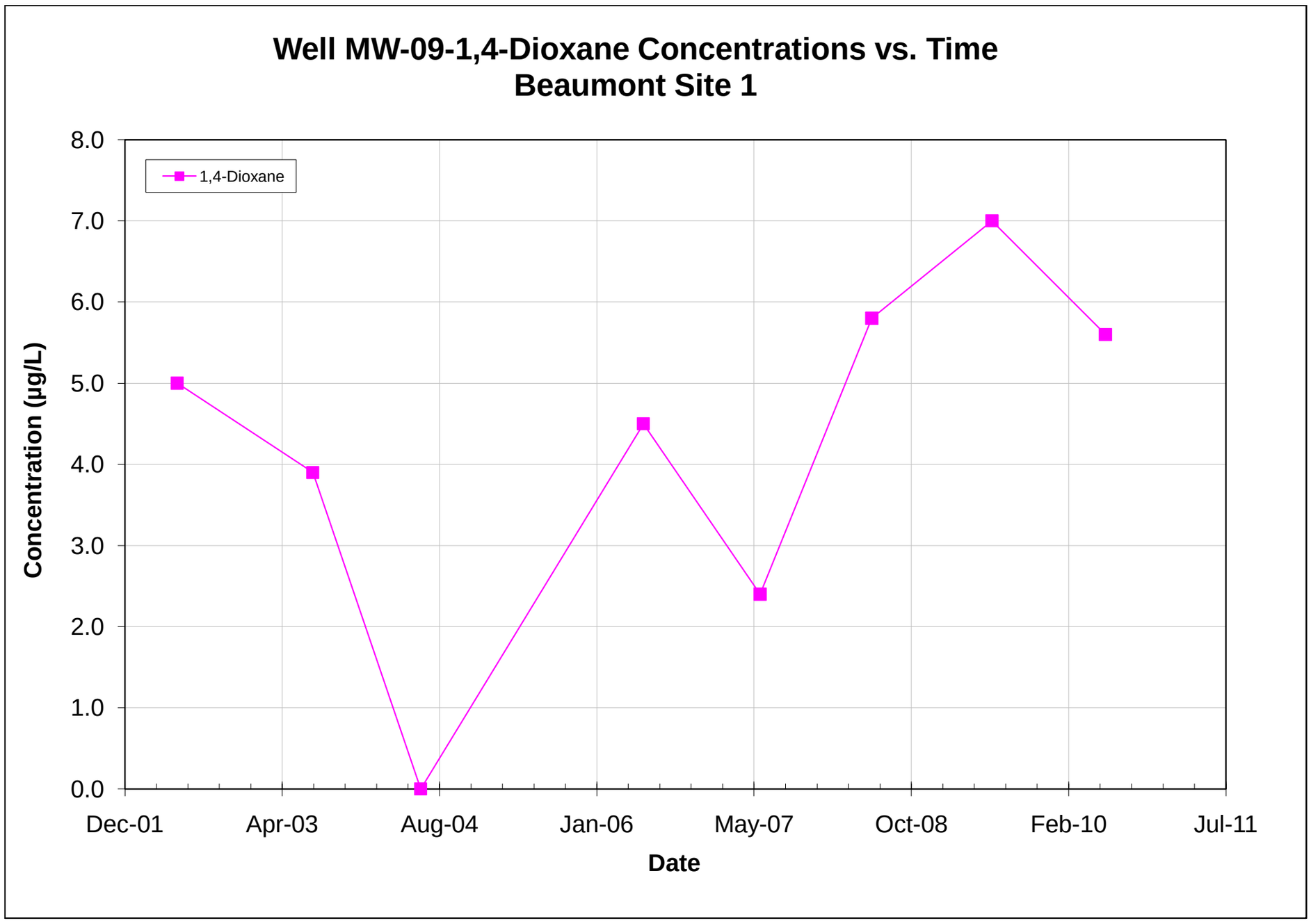

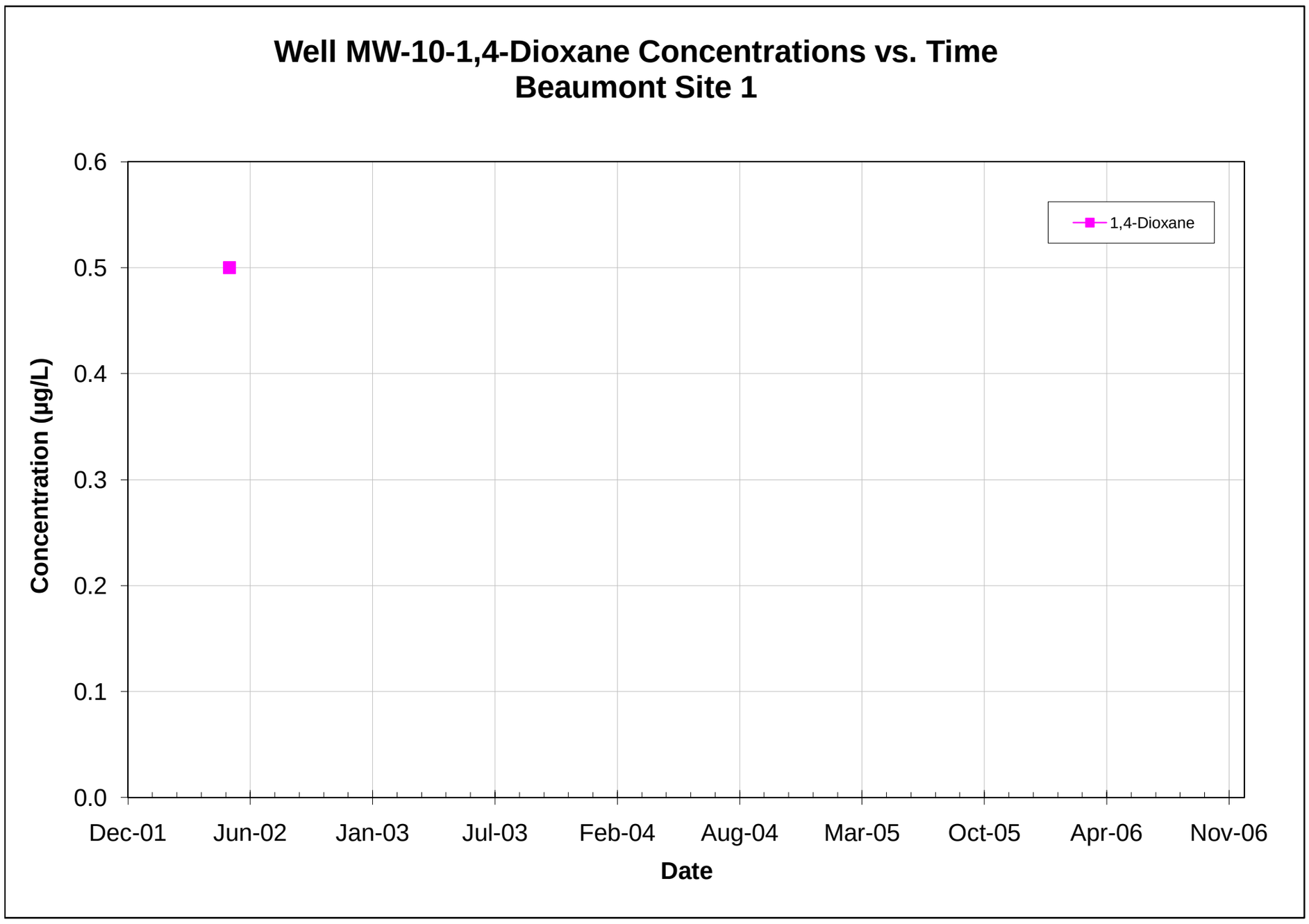

Note: All non-detections are set to zero for graphing purposes.

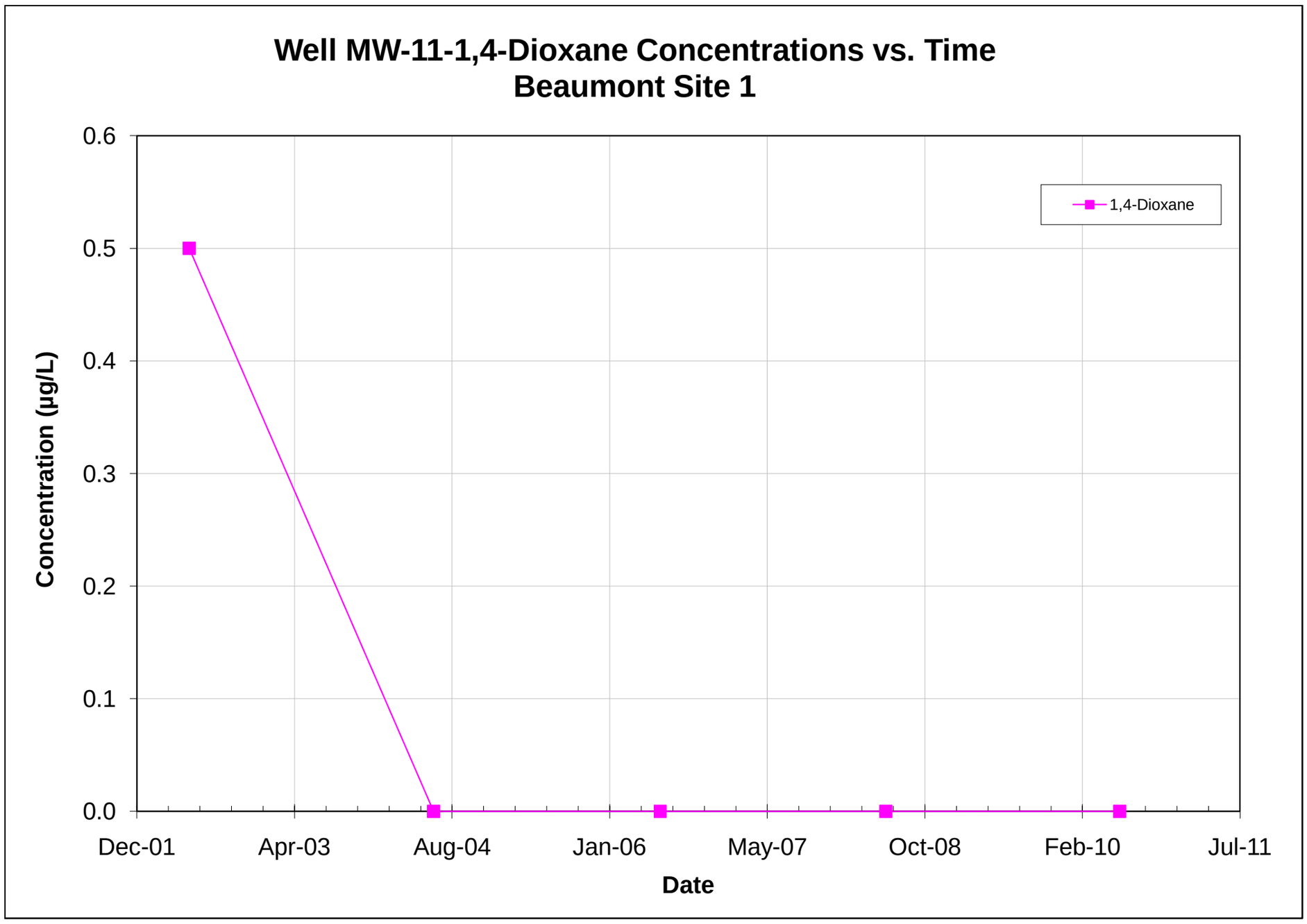

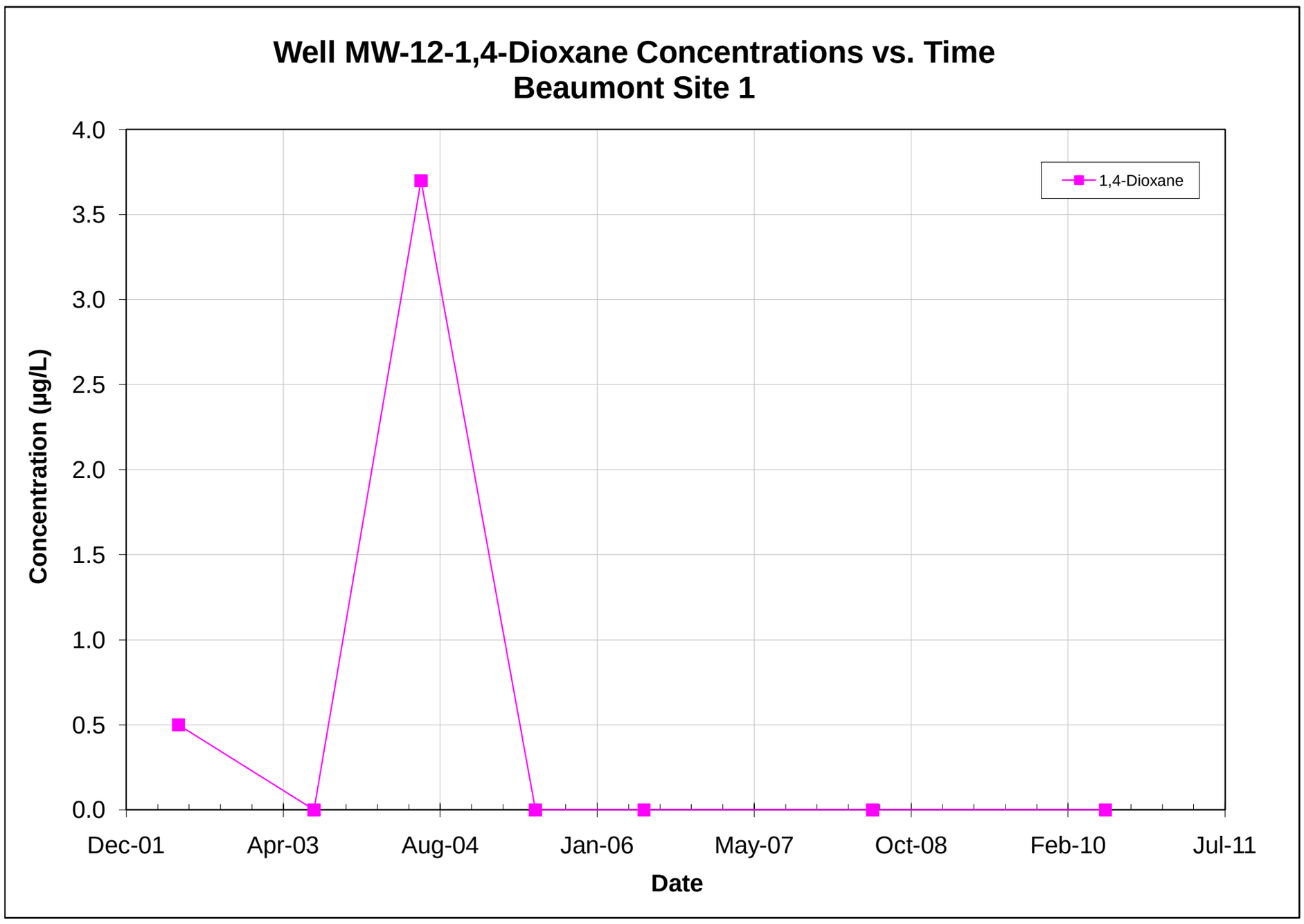

Note: All non-detections are set to zero for graphing purposes.

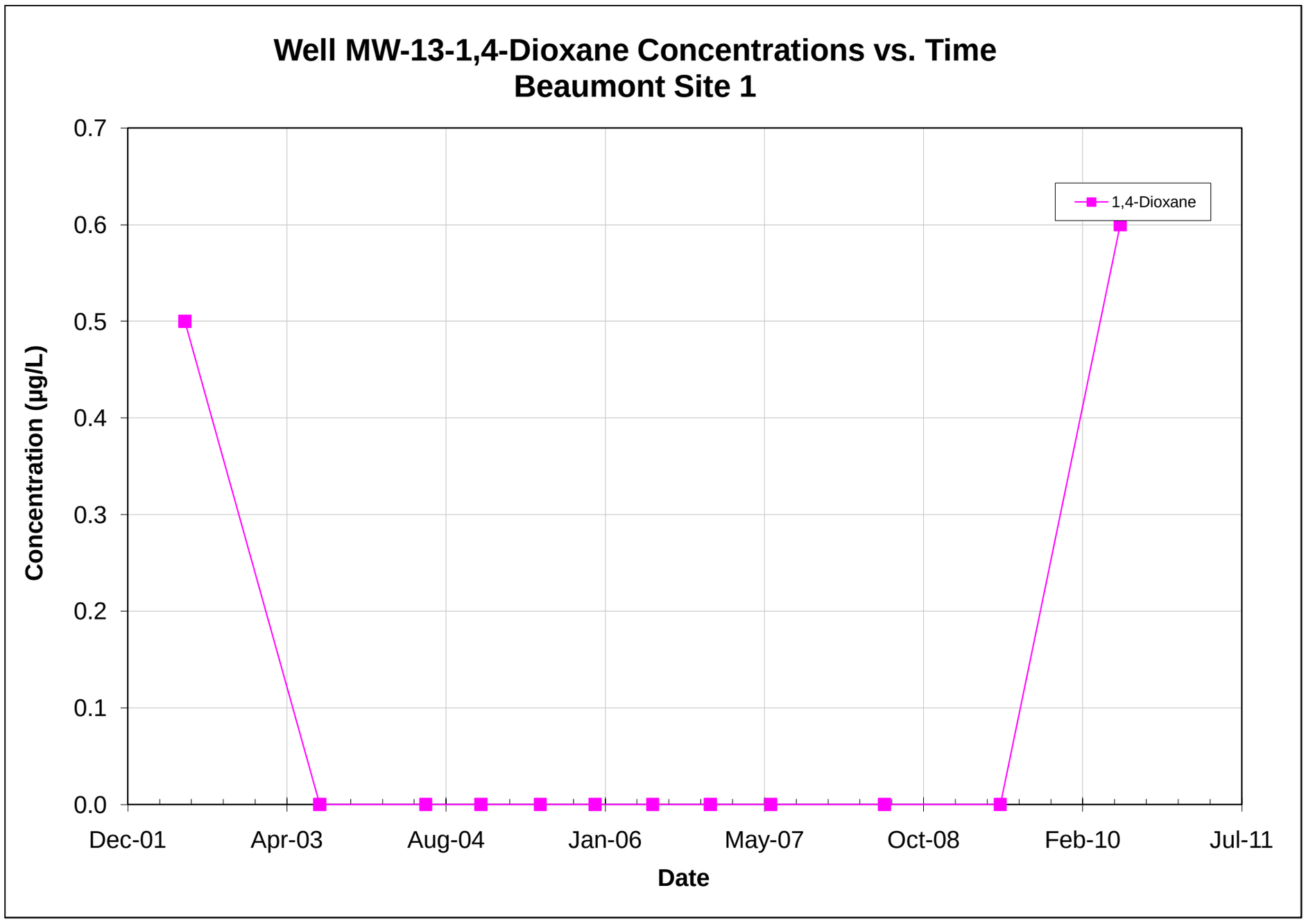

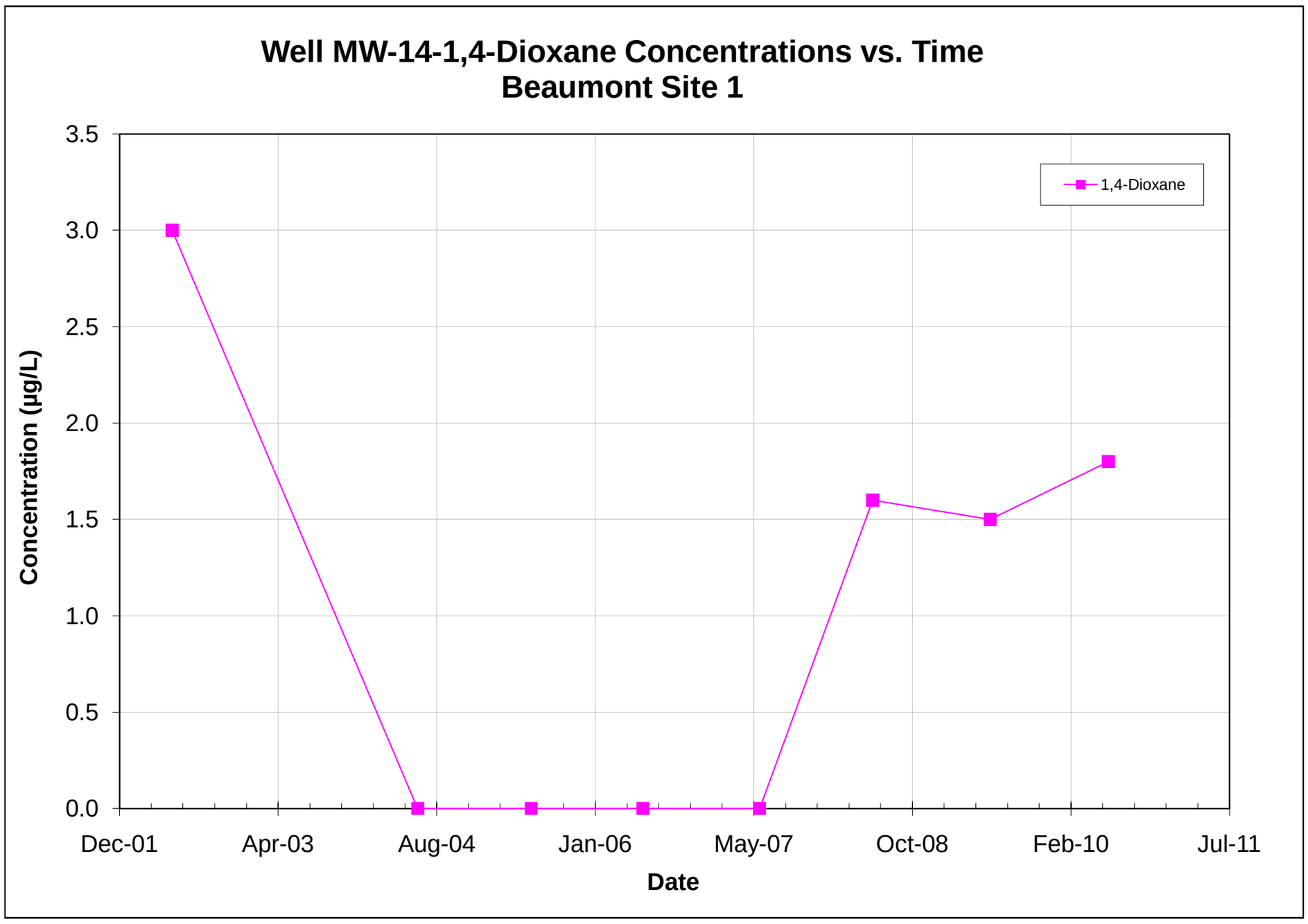

Note: All non-detections are set to zero for graphing purposes.

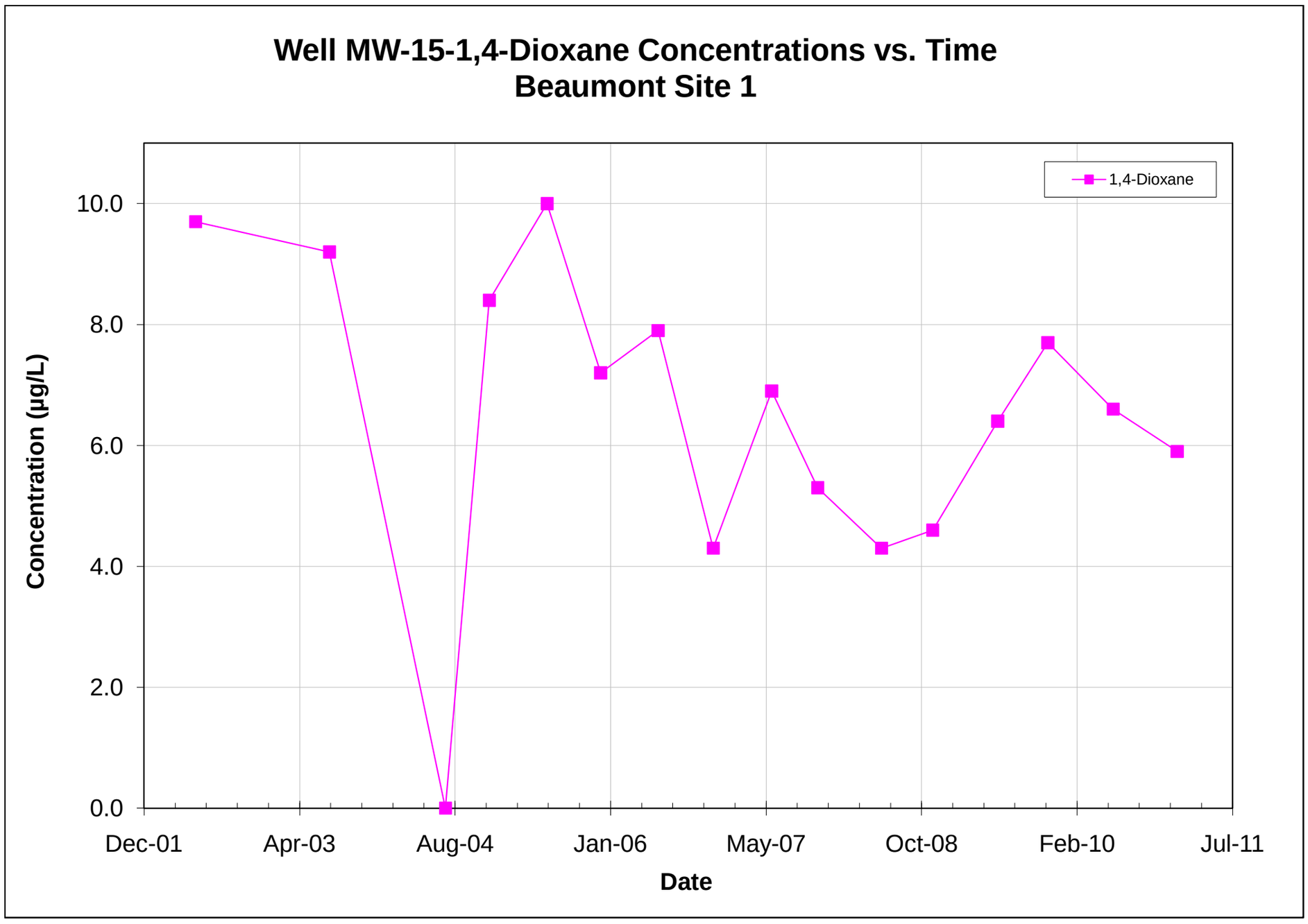

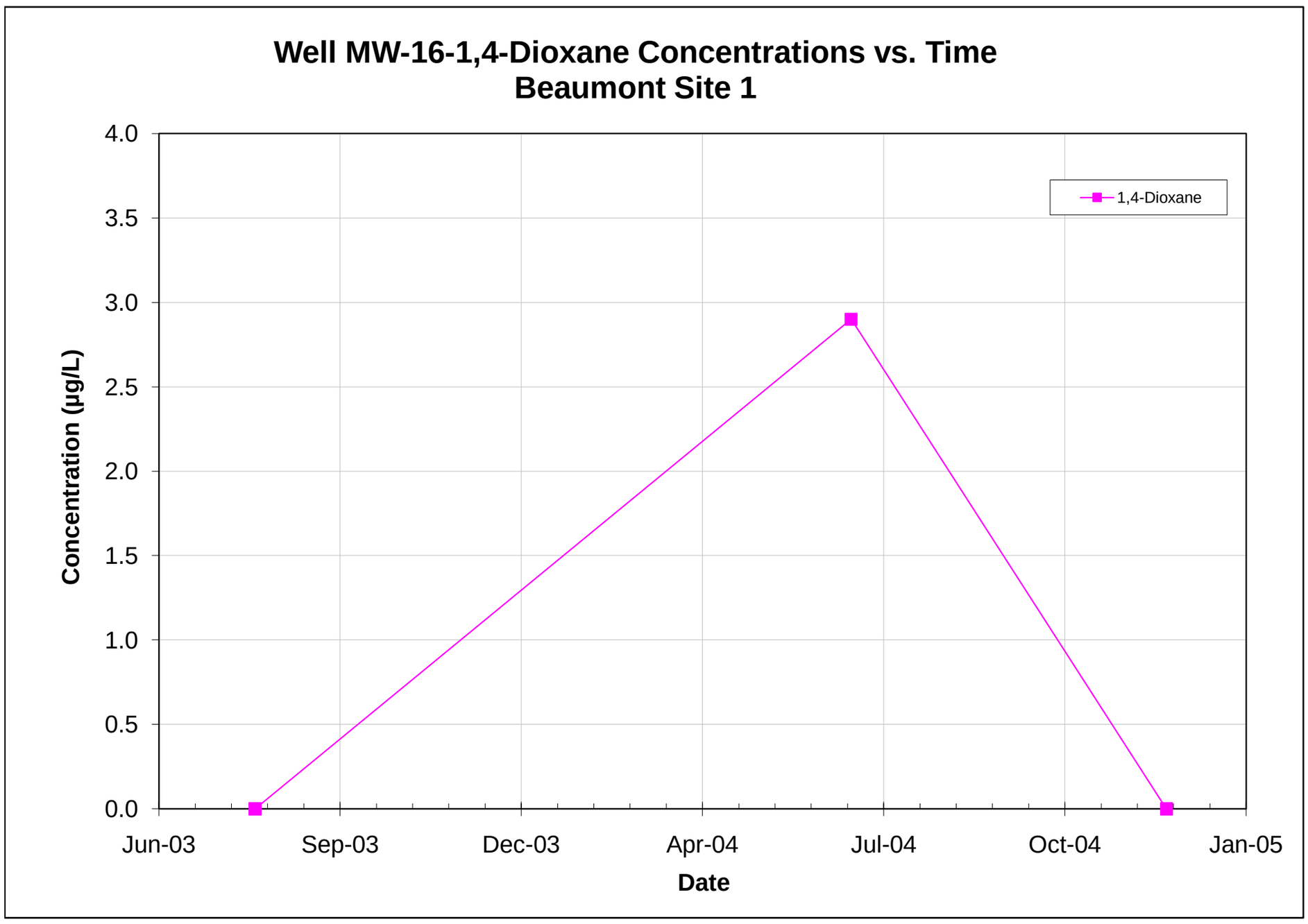

Note: All non-detections are set to zero for graphing purposes.

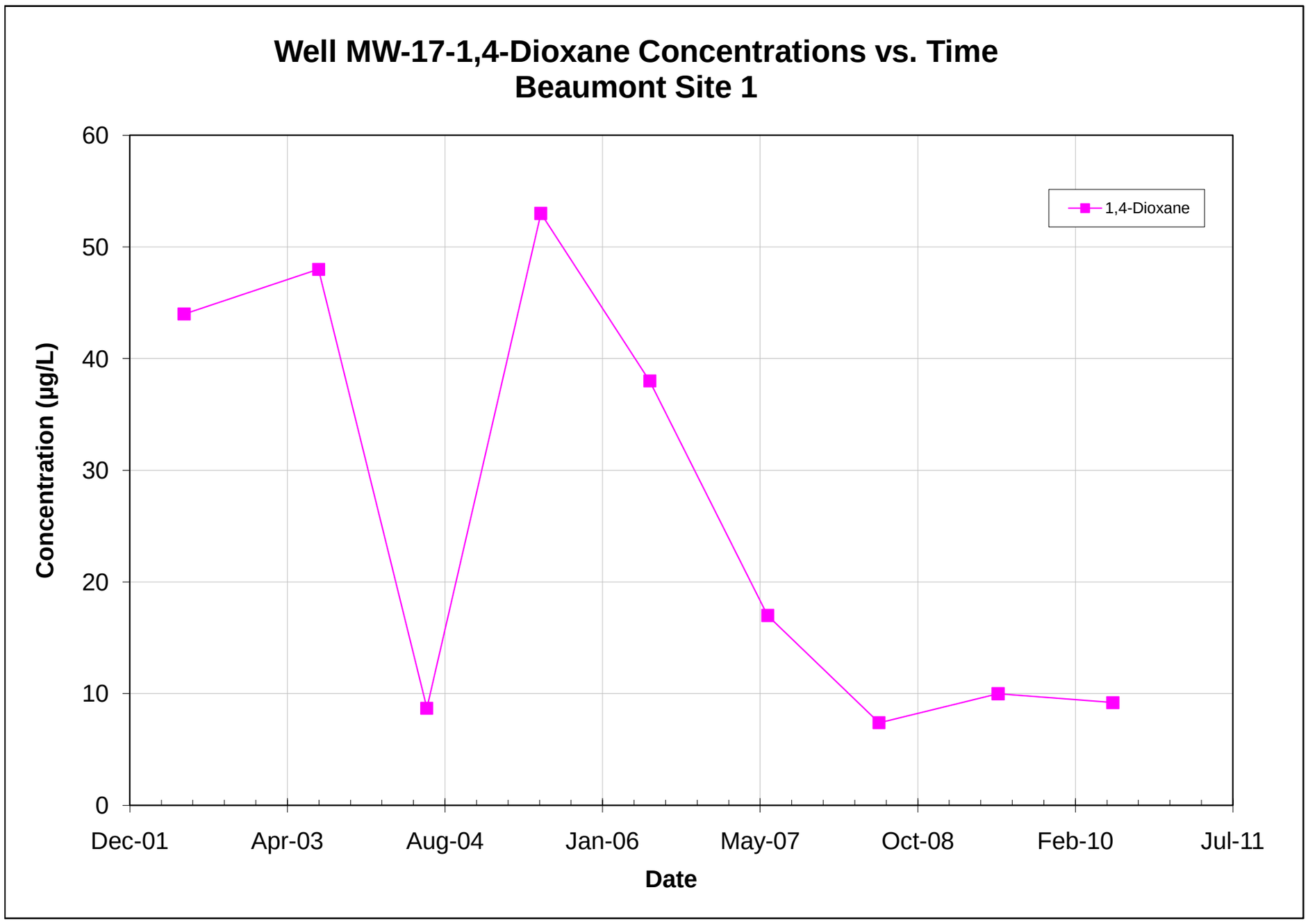

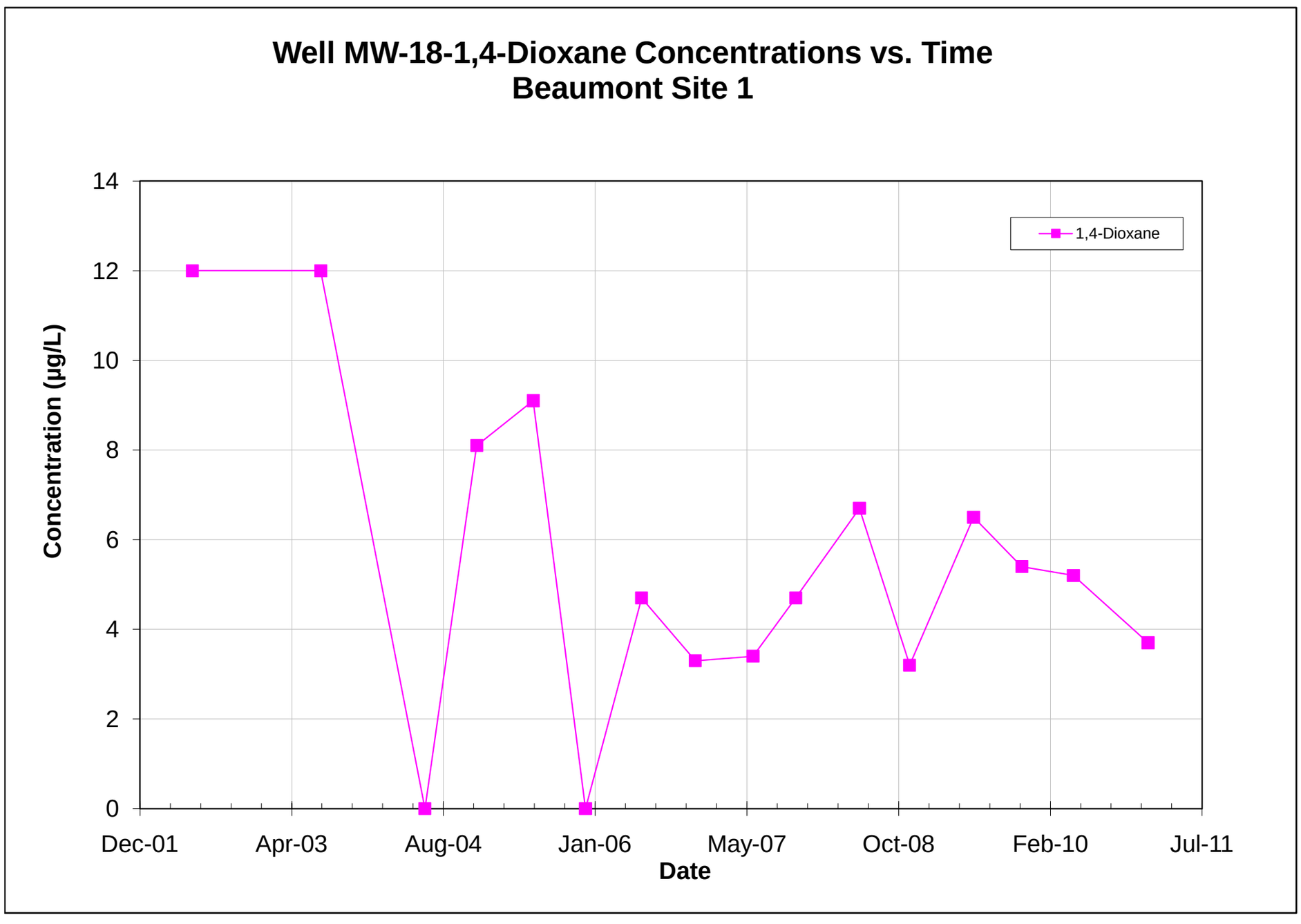

Note: All non-detections are set to zero for graphing purposes.

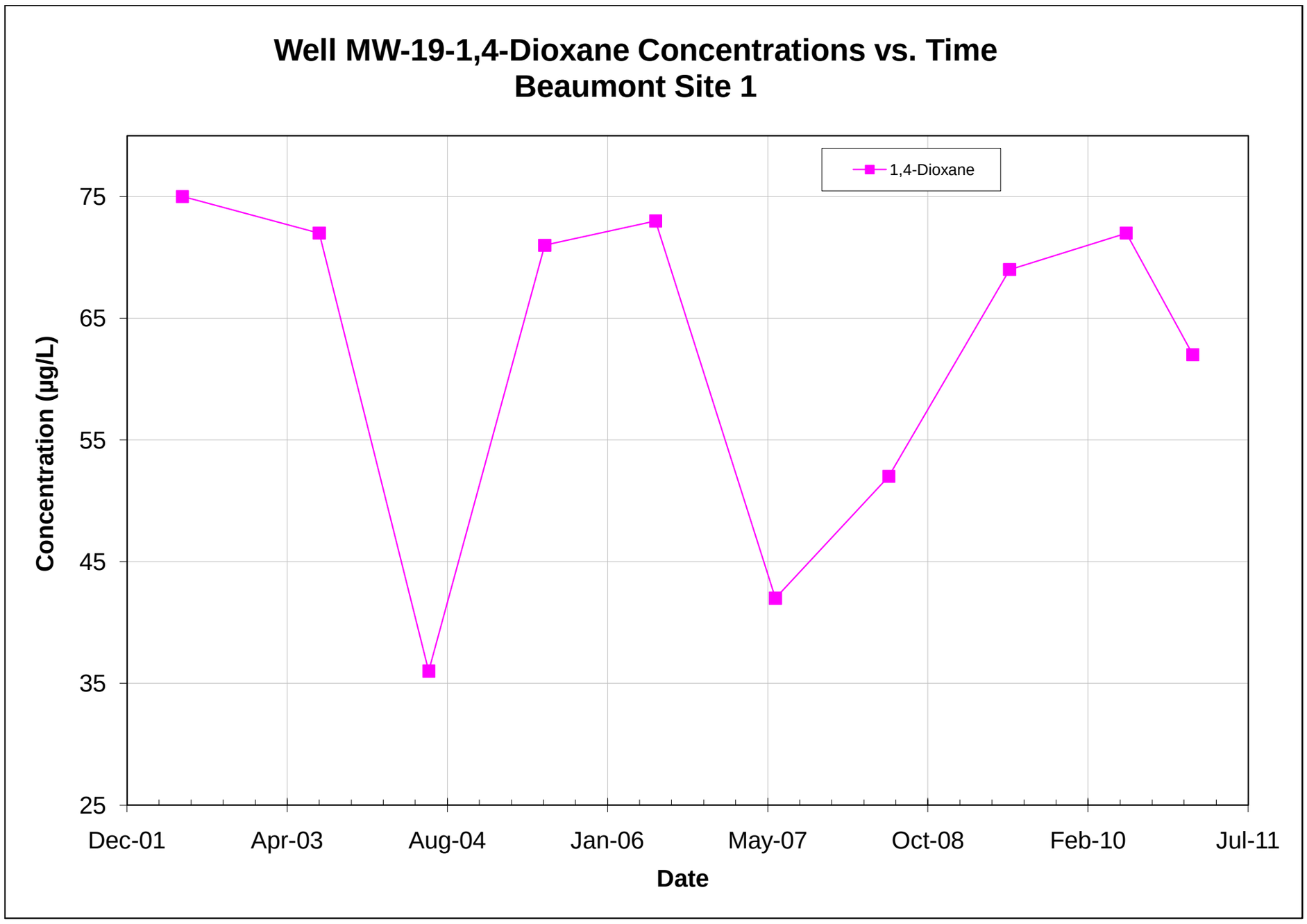

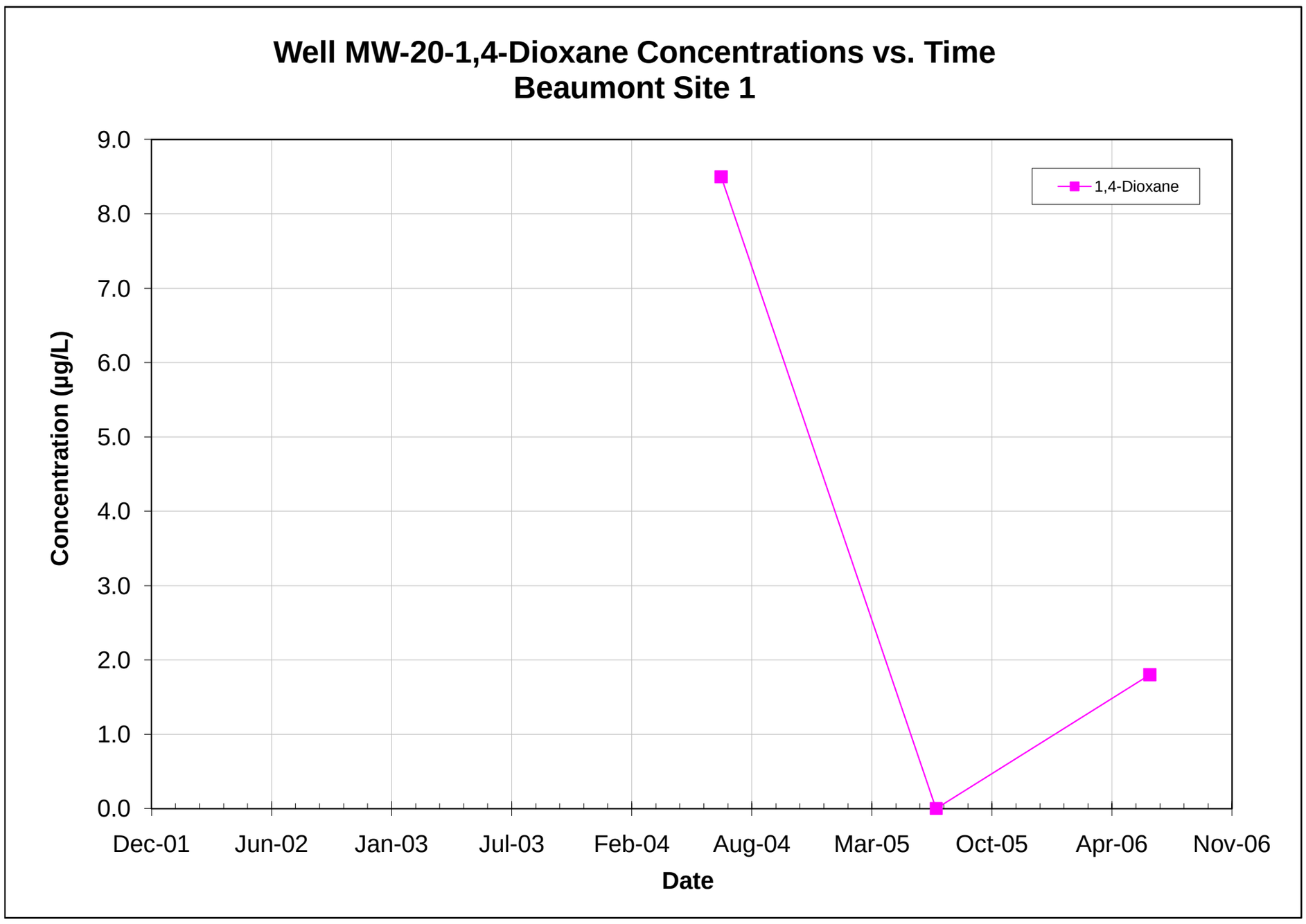

Note: All non-detections are set to zero for graphing purposes.

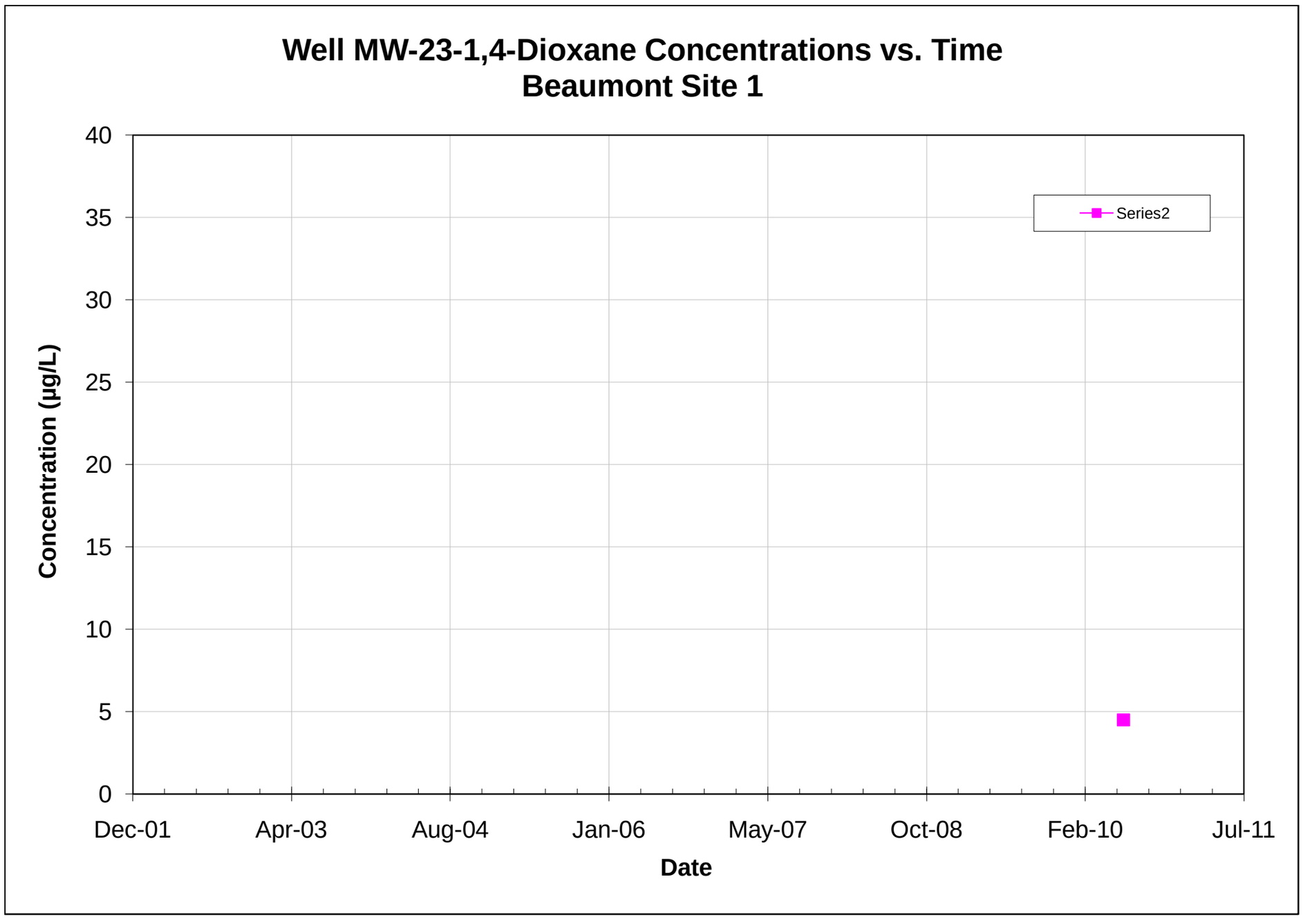

Note: All non-detections are set to zero for graphing purposes.

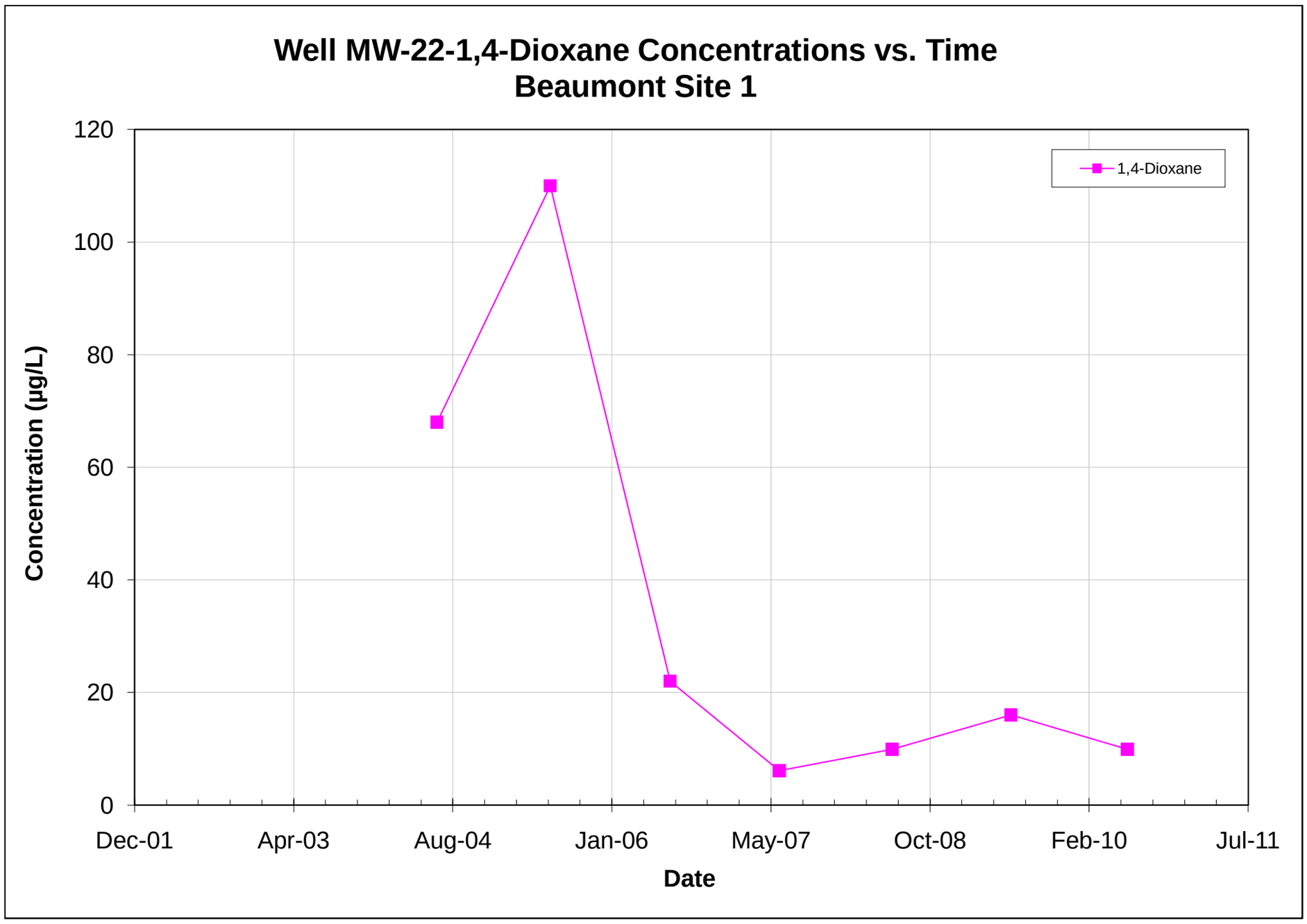

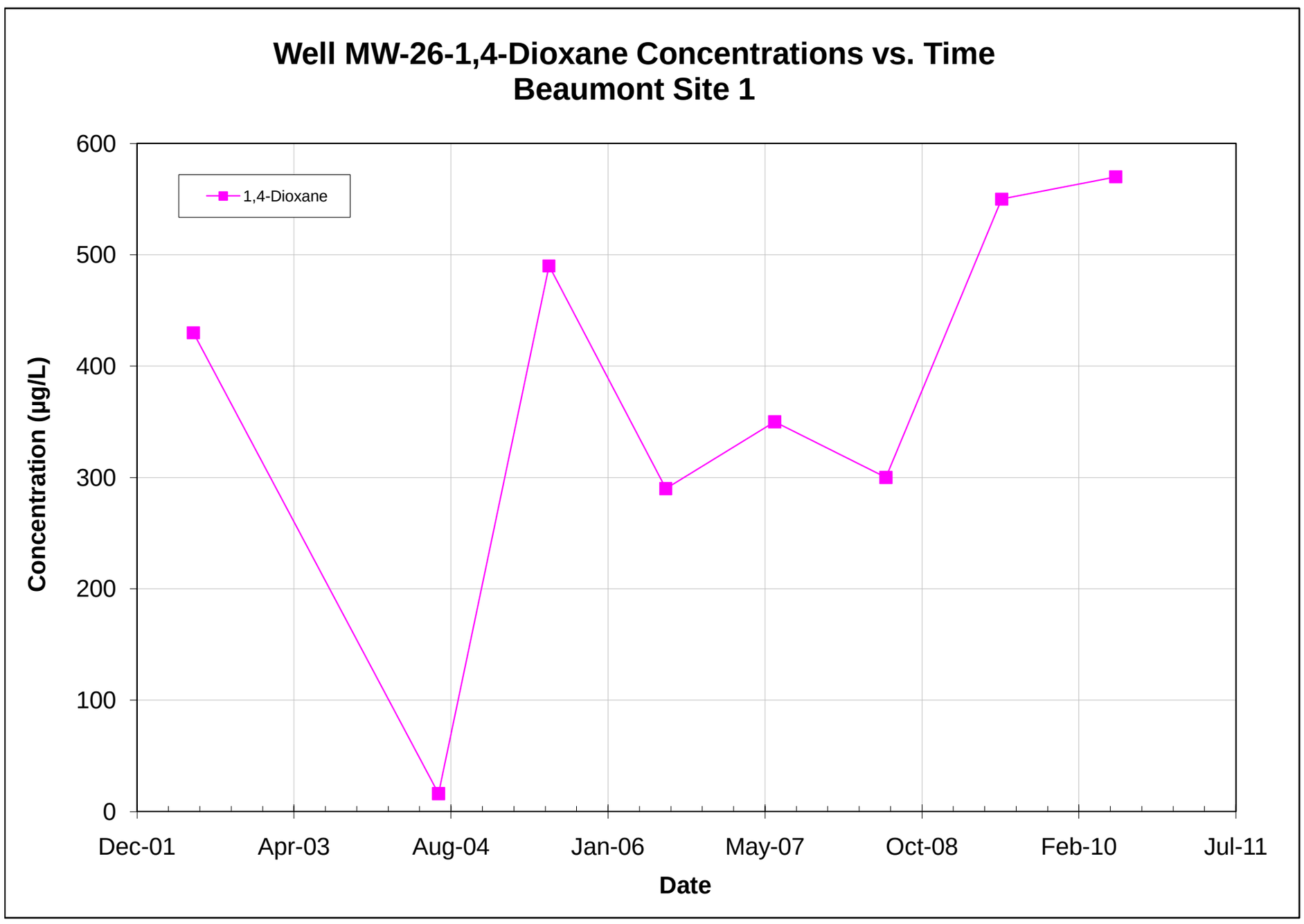

Note: All non-detections are set to zero for graphing purposes.

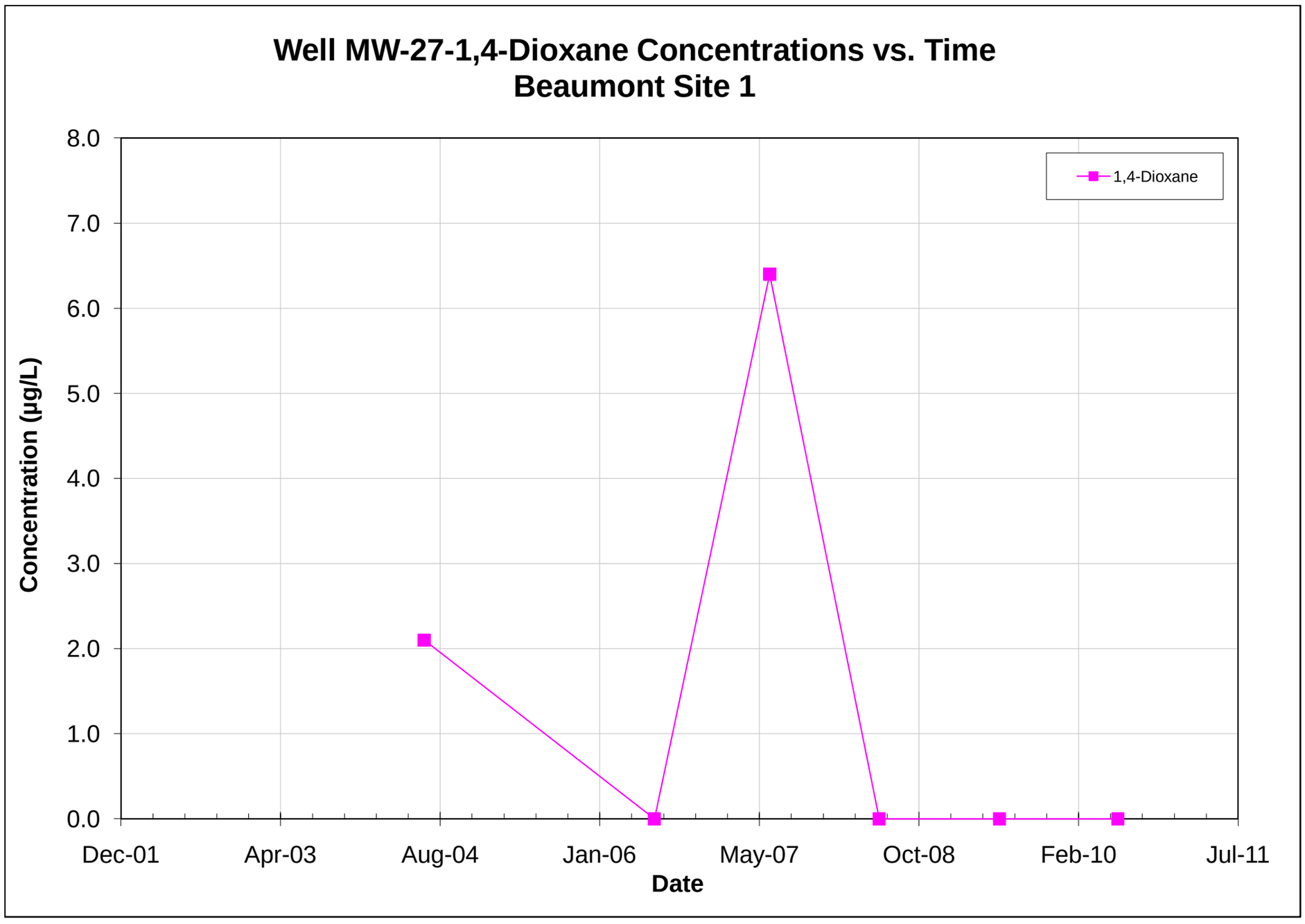

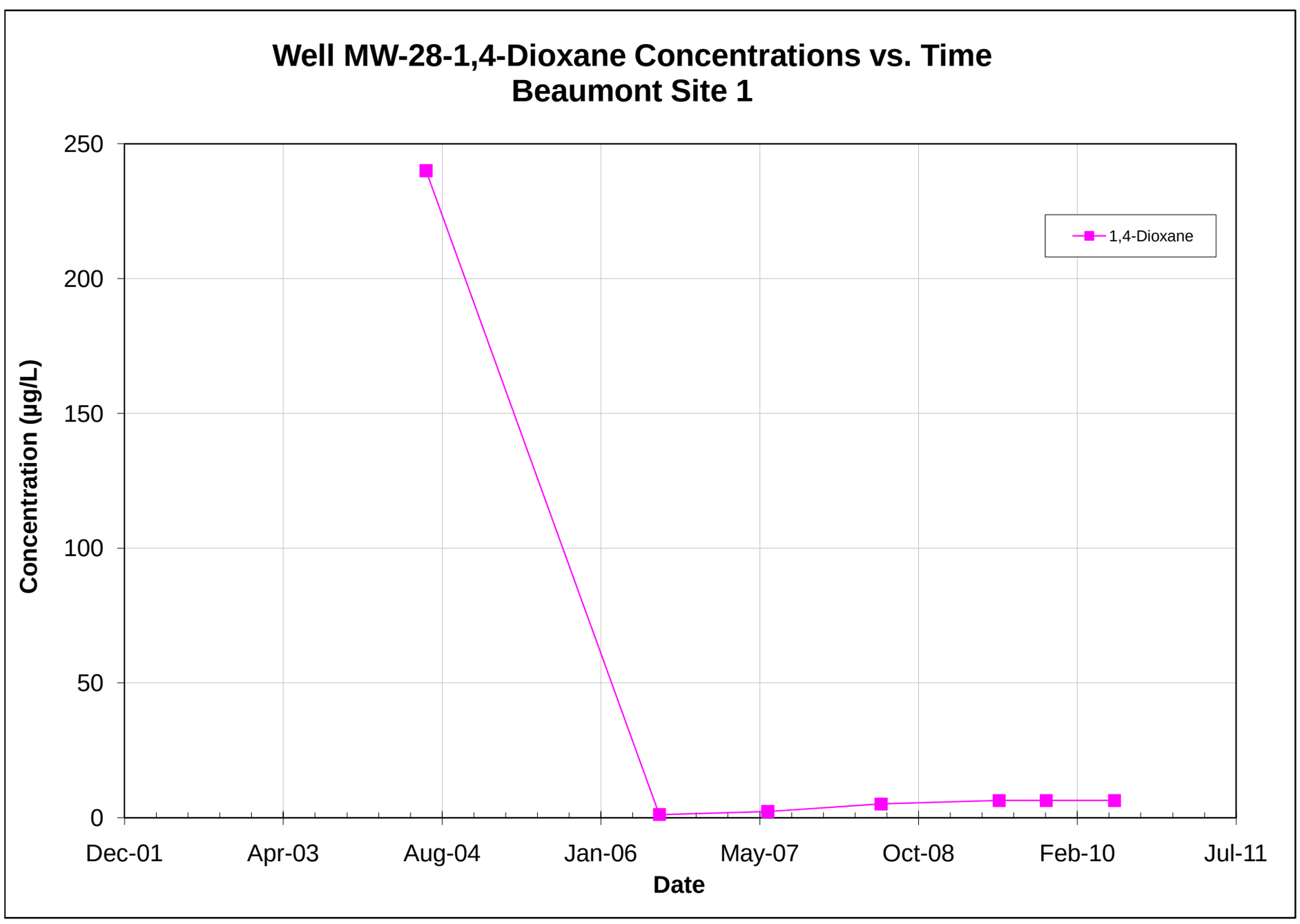

Note: All non-detections are set to zero for graphing purposes.

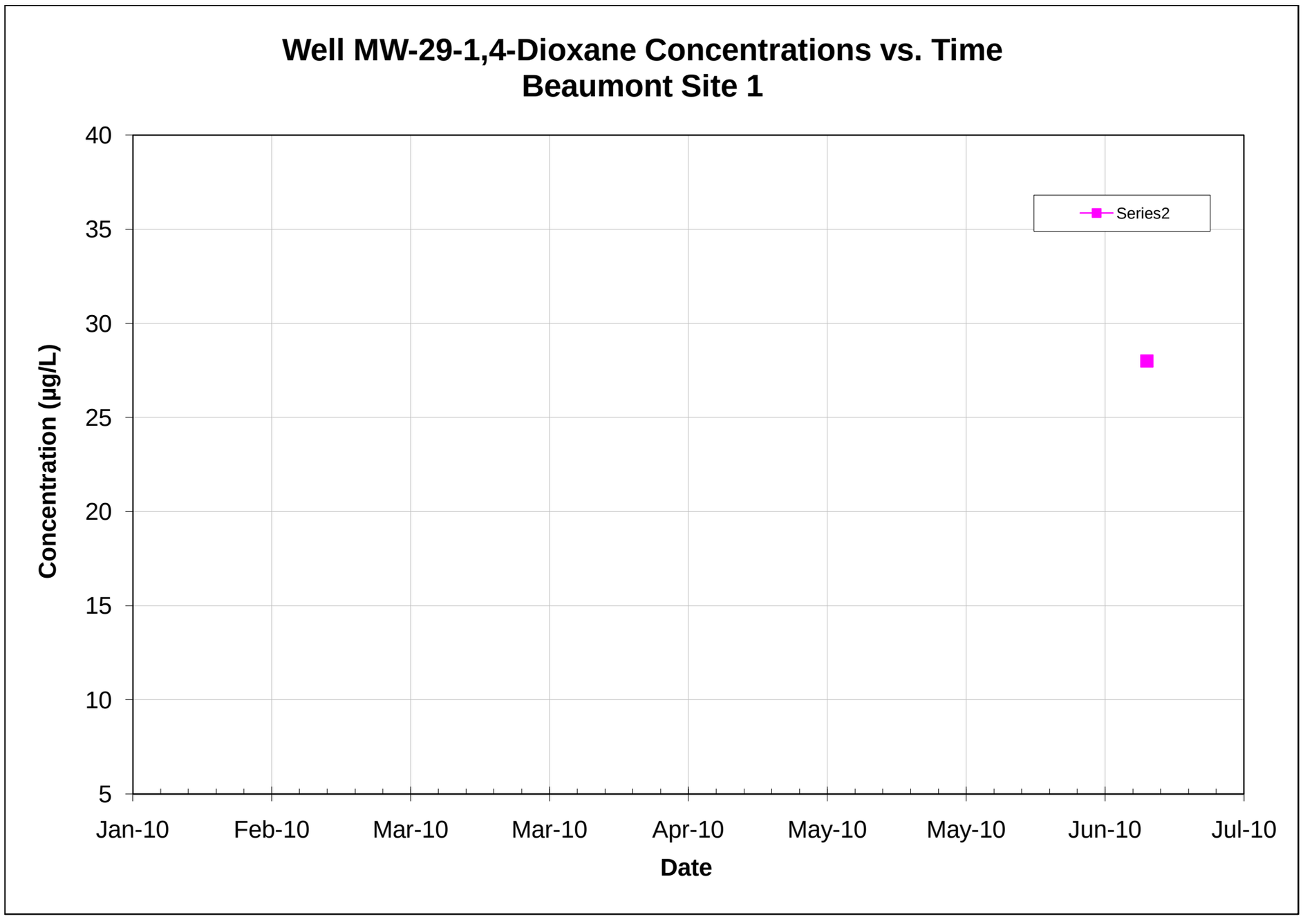

Note: All non-detections are set to zero for graphing purposes.

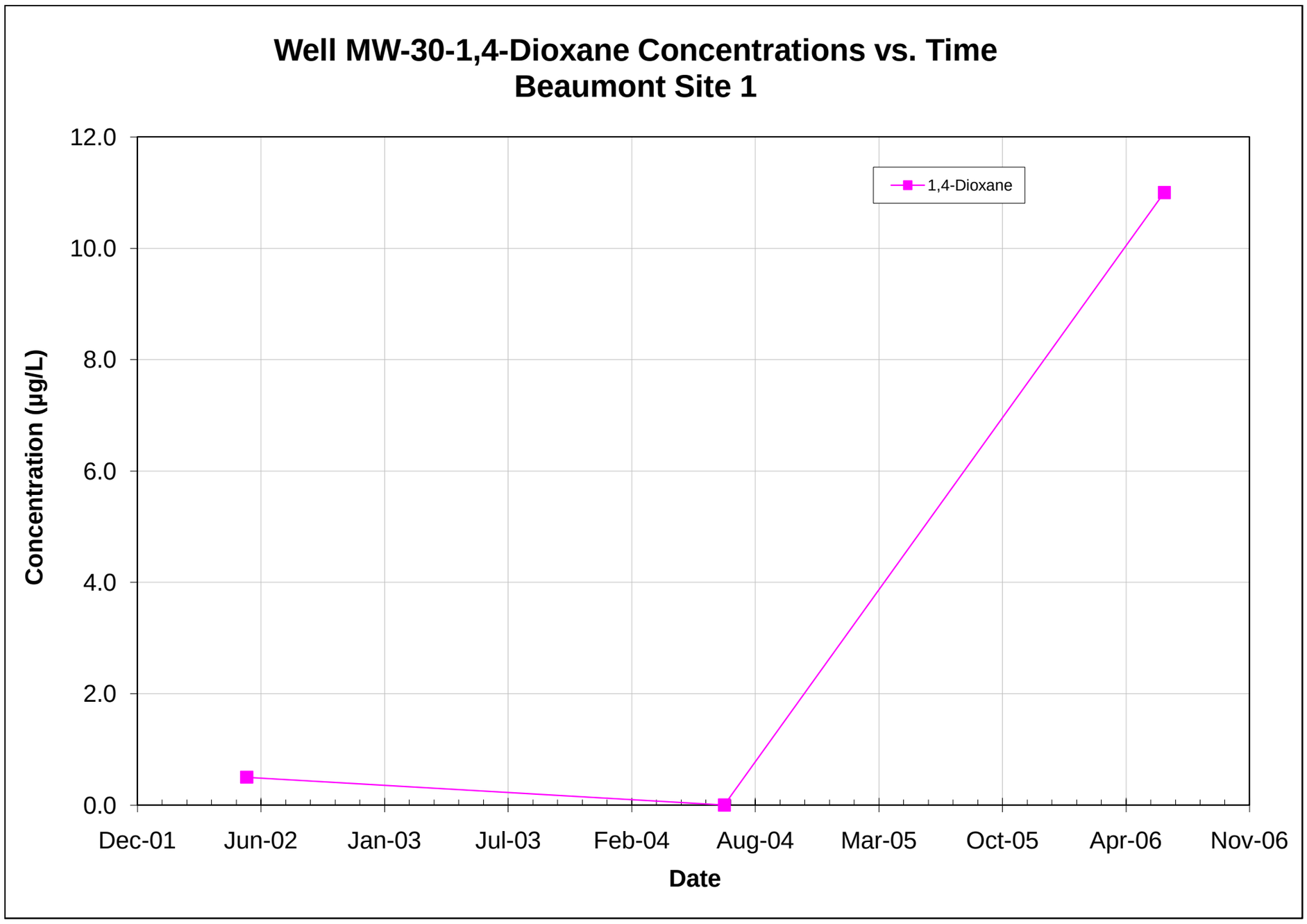

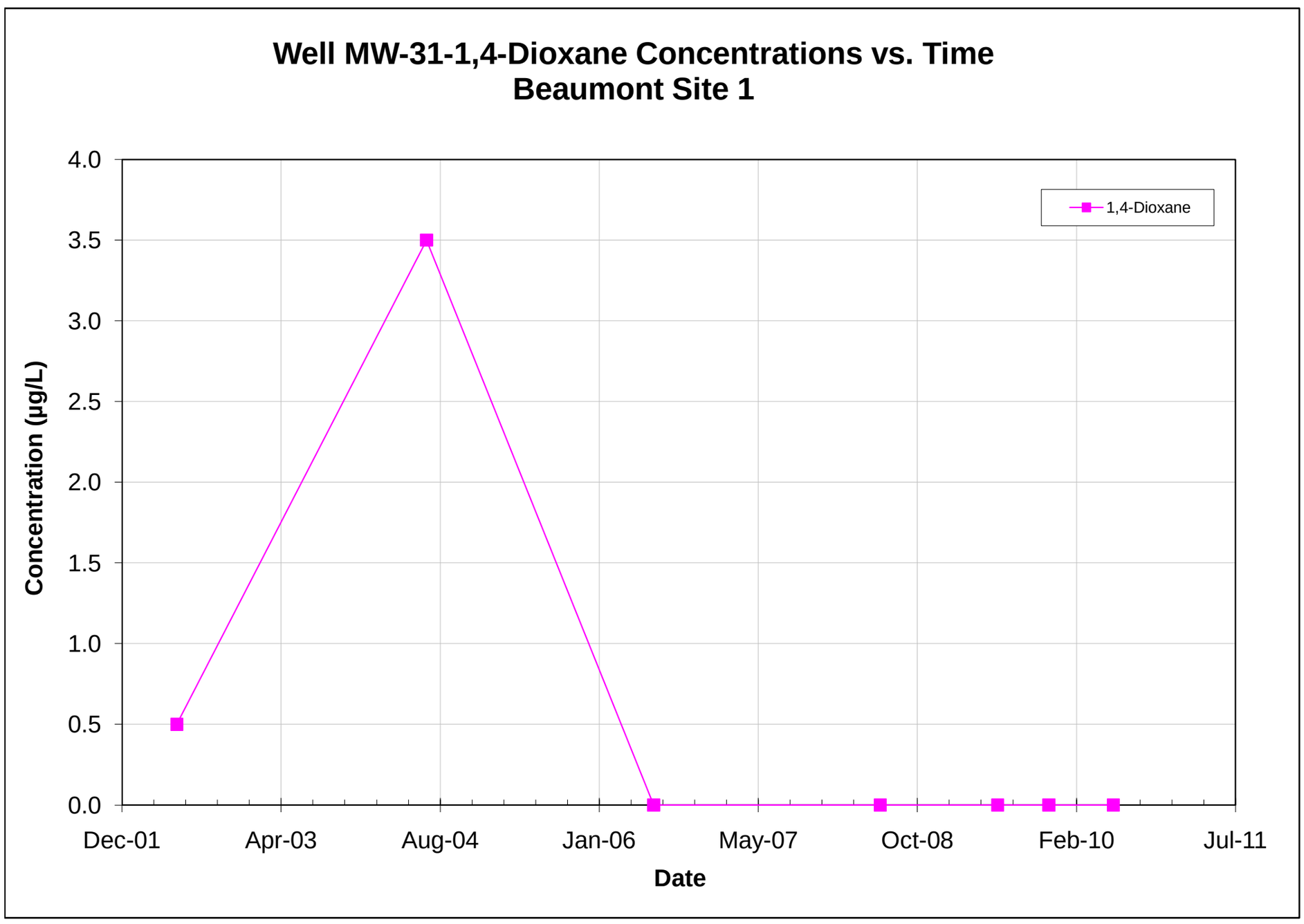

Note: All non-detections are set to zero for graphing purposes.

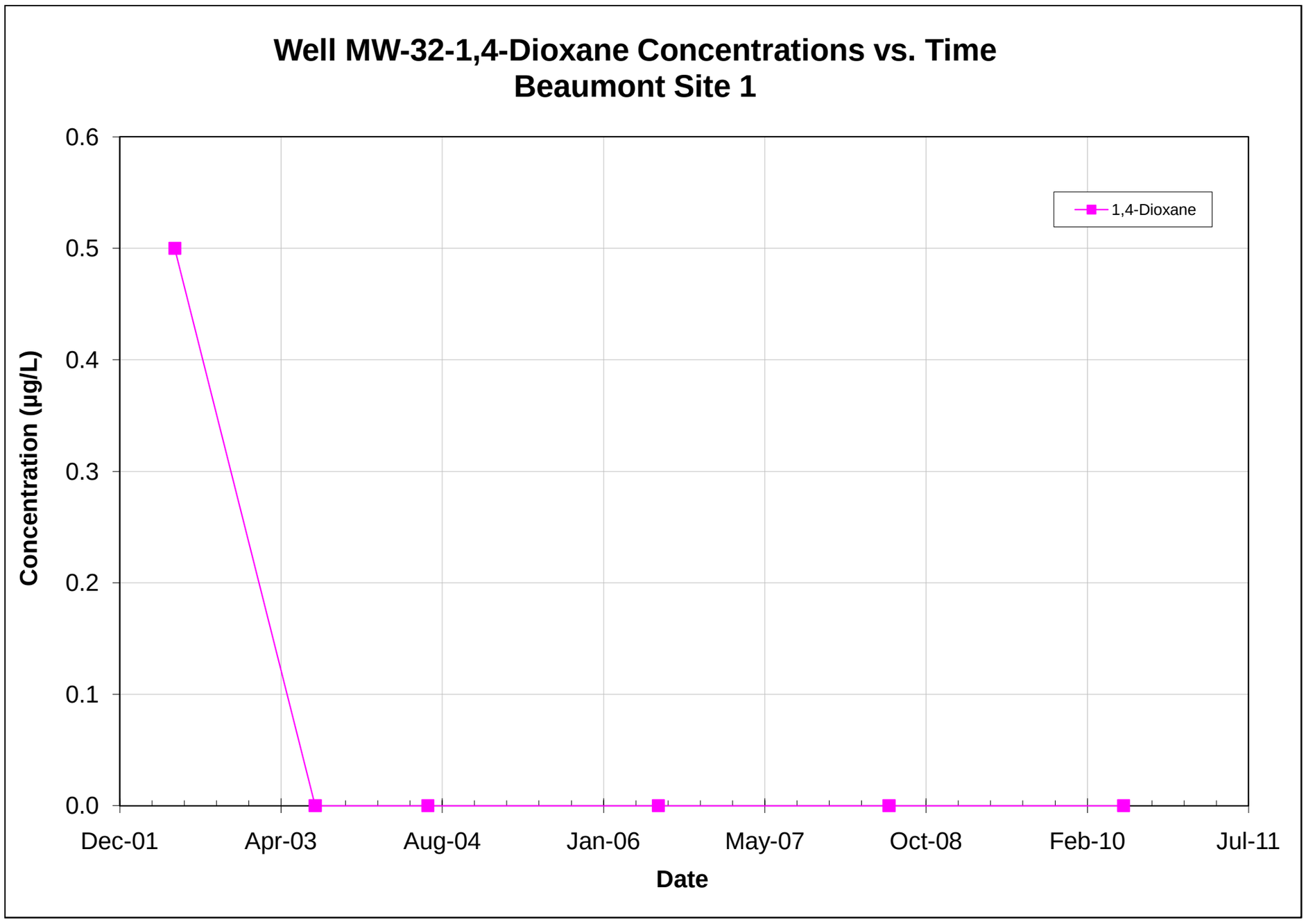

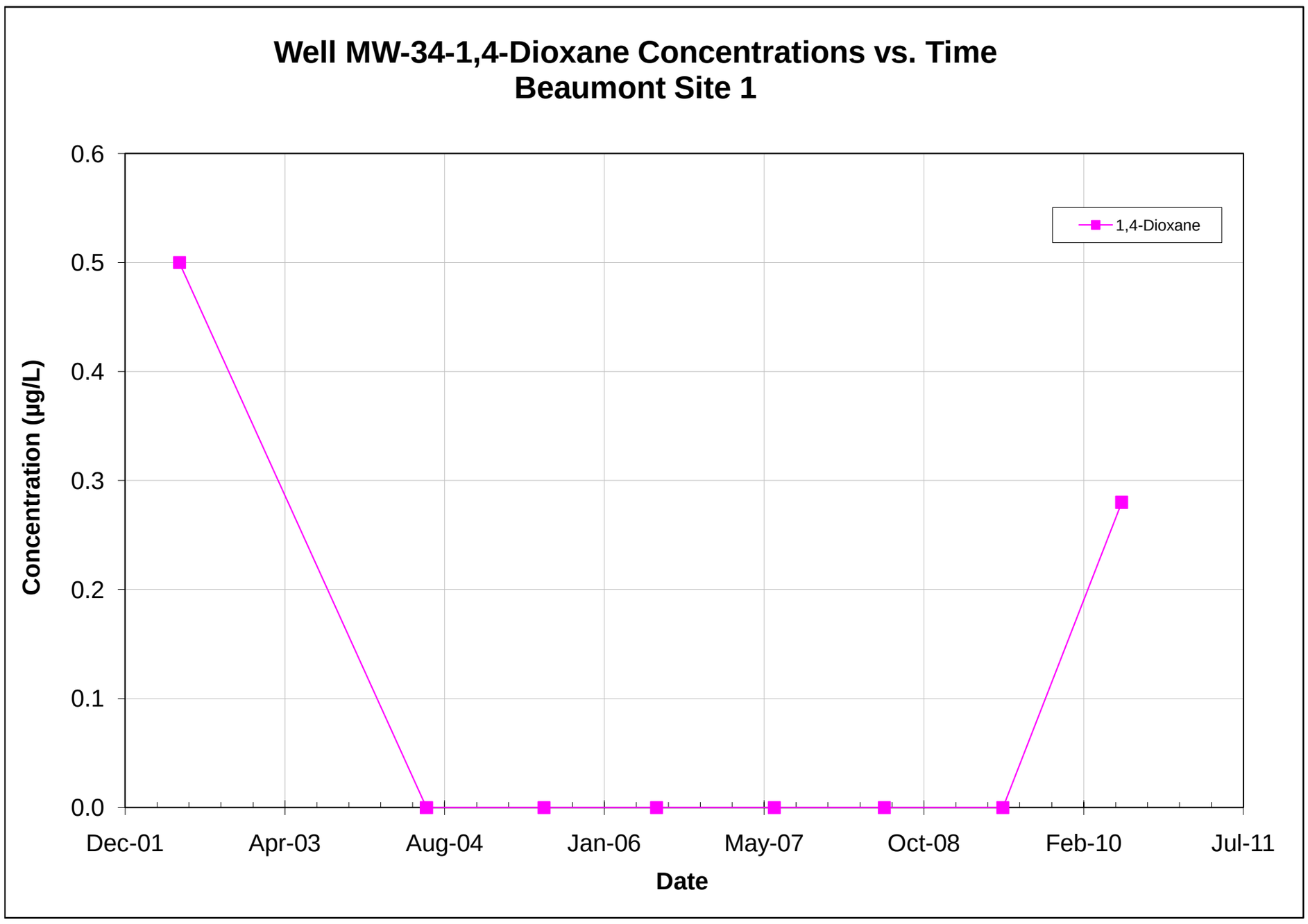

Note: All non-detections are set to zero for graphing purposes.

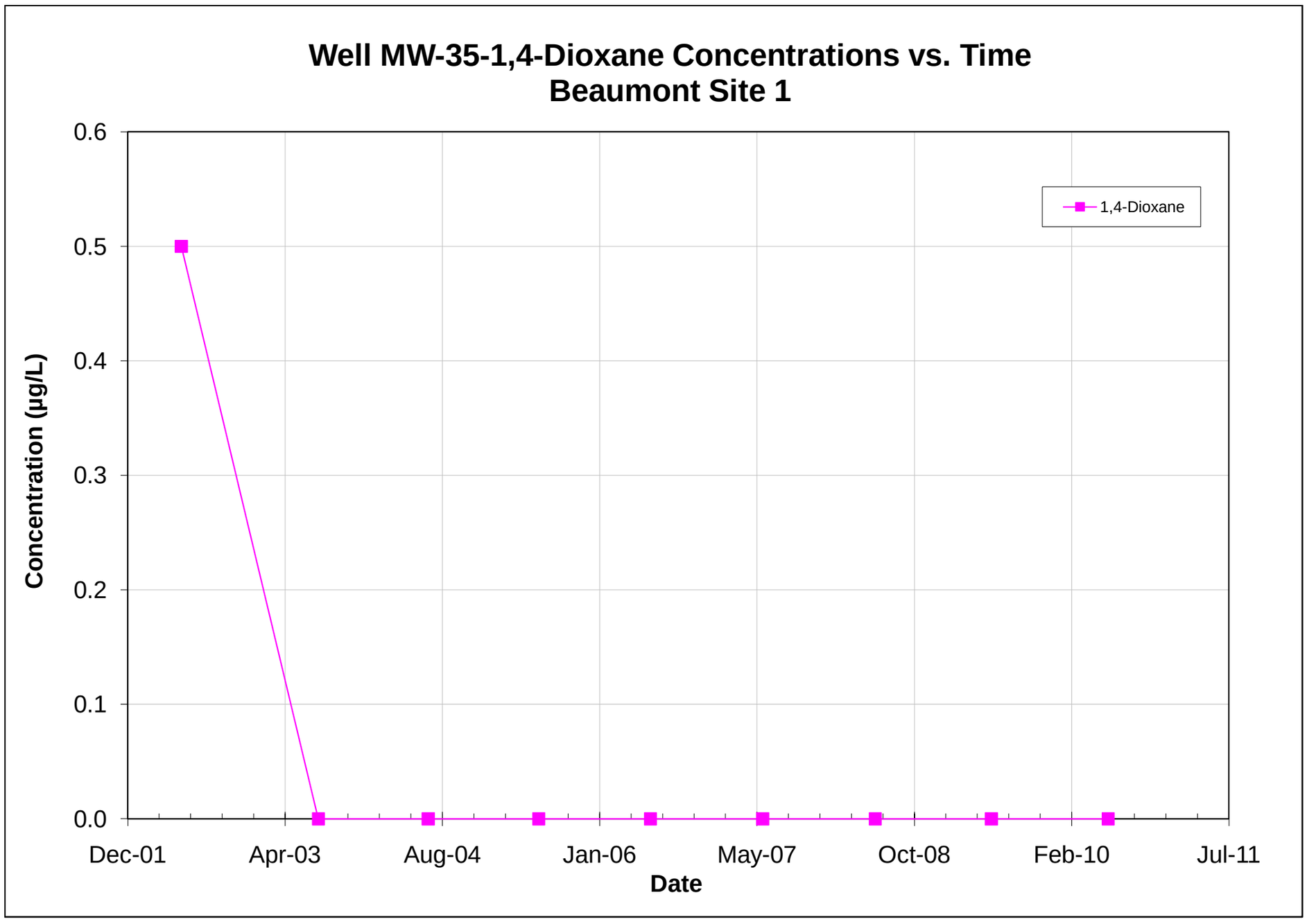

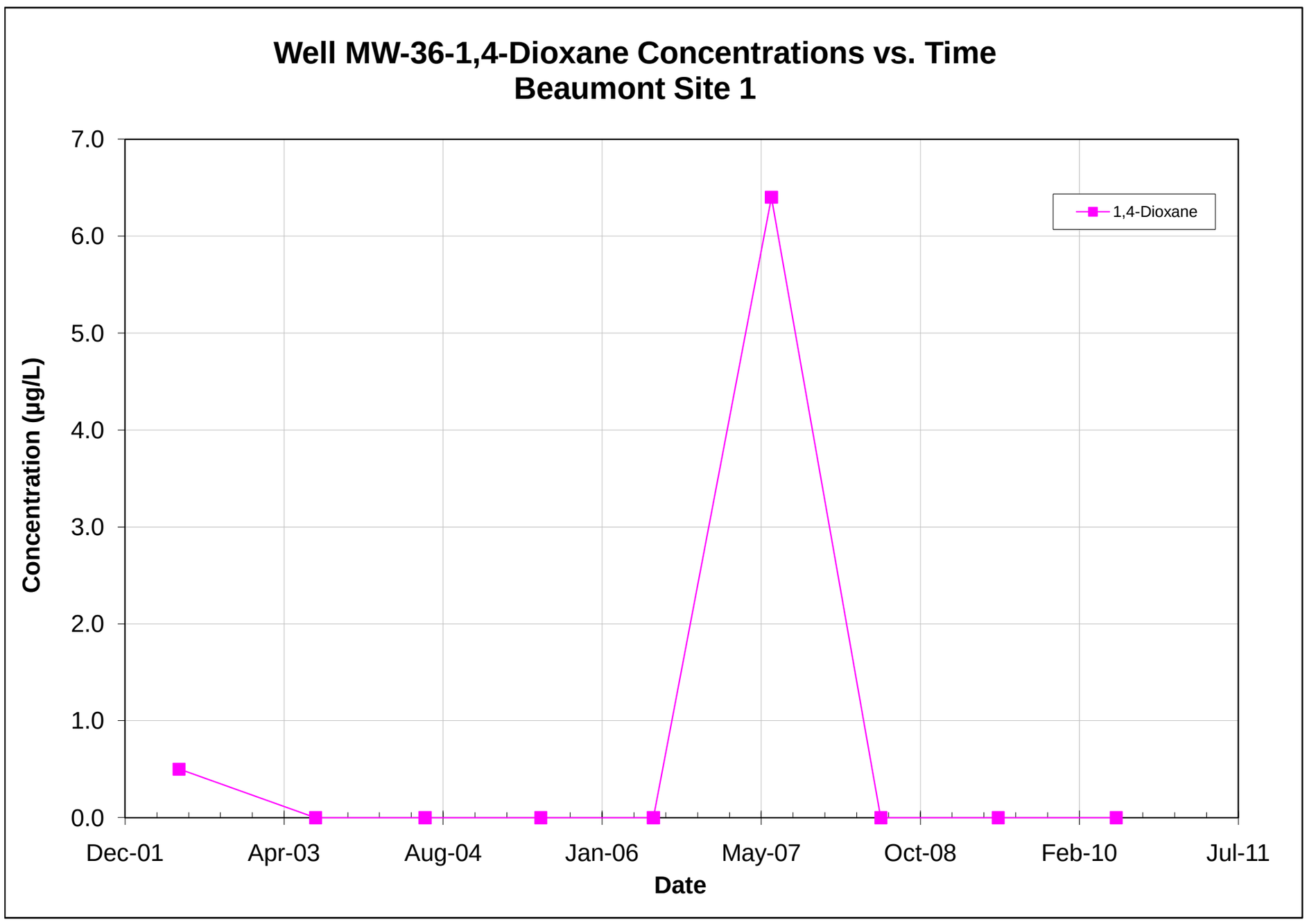

Note: All non-detections are set to zero for graphing purposes.

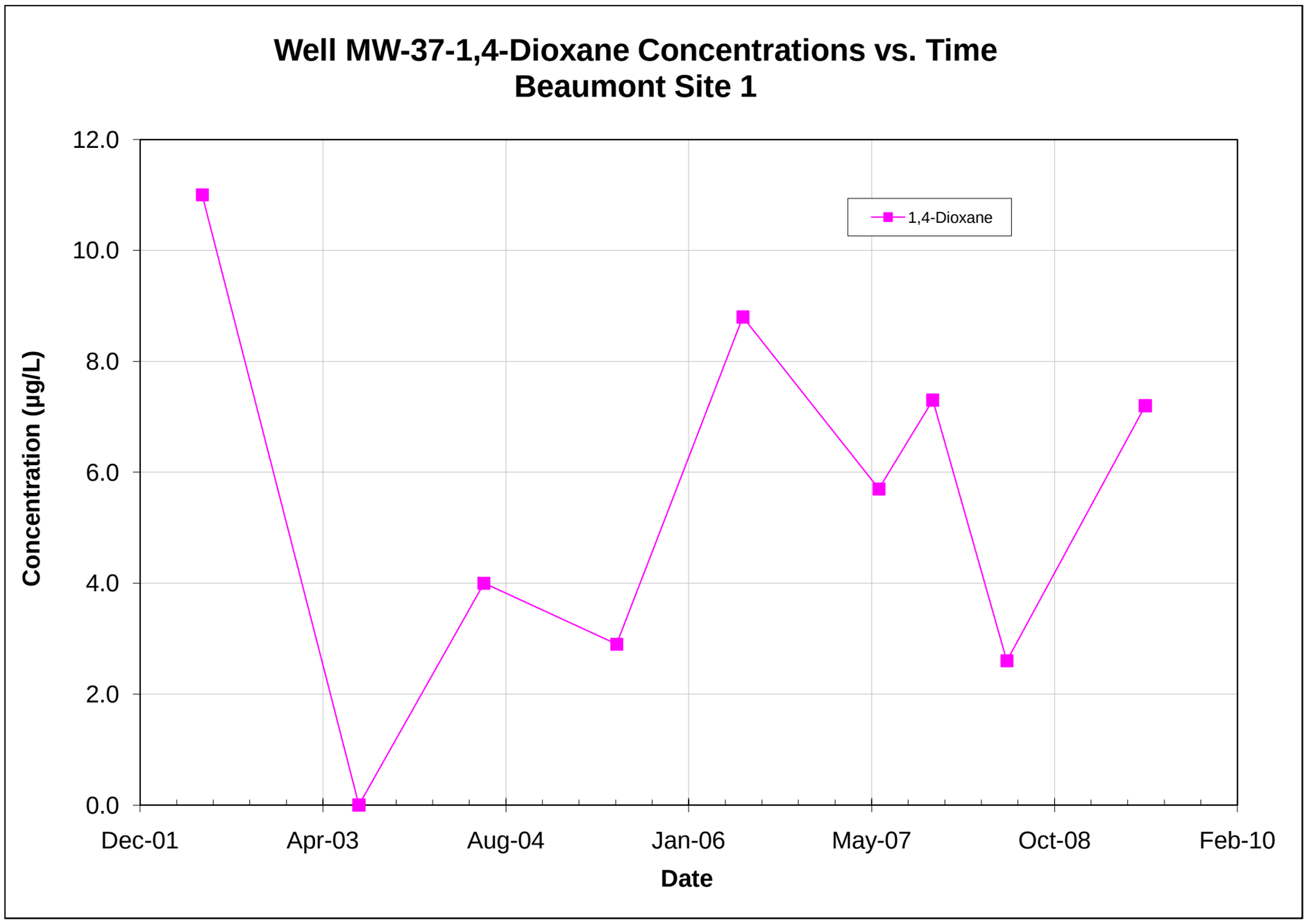

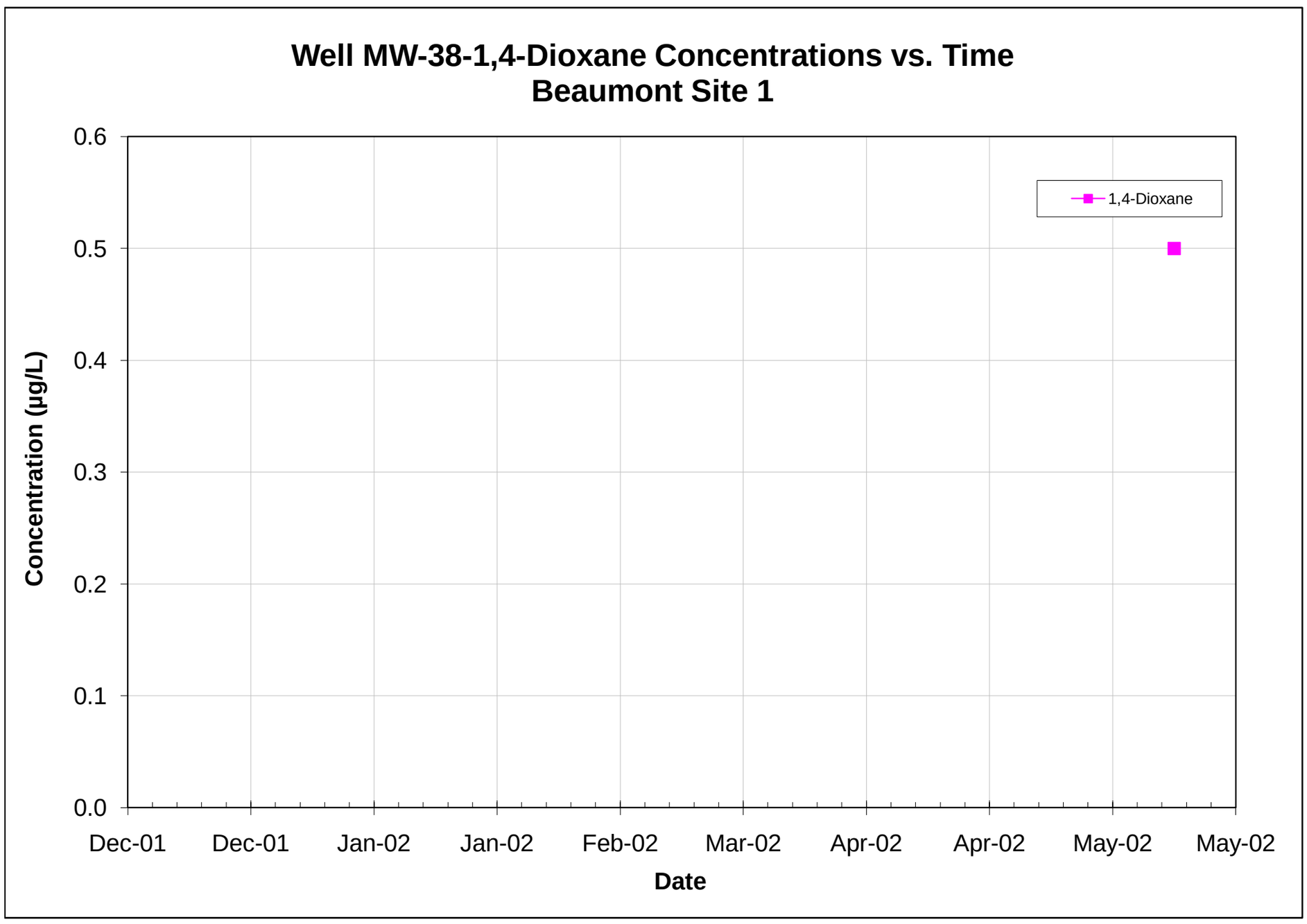

Note: All non-detections are set to zero for graphing purposes.

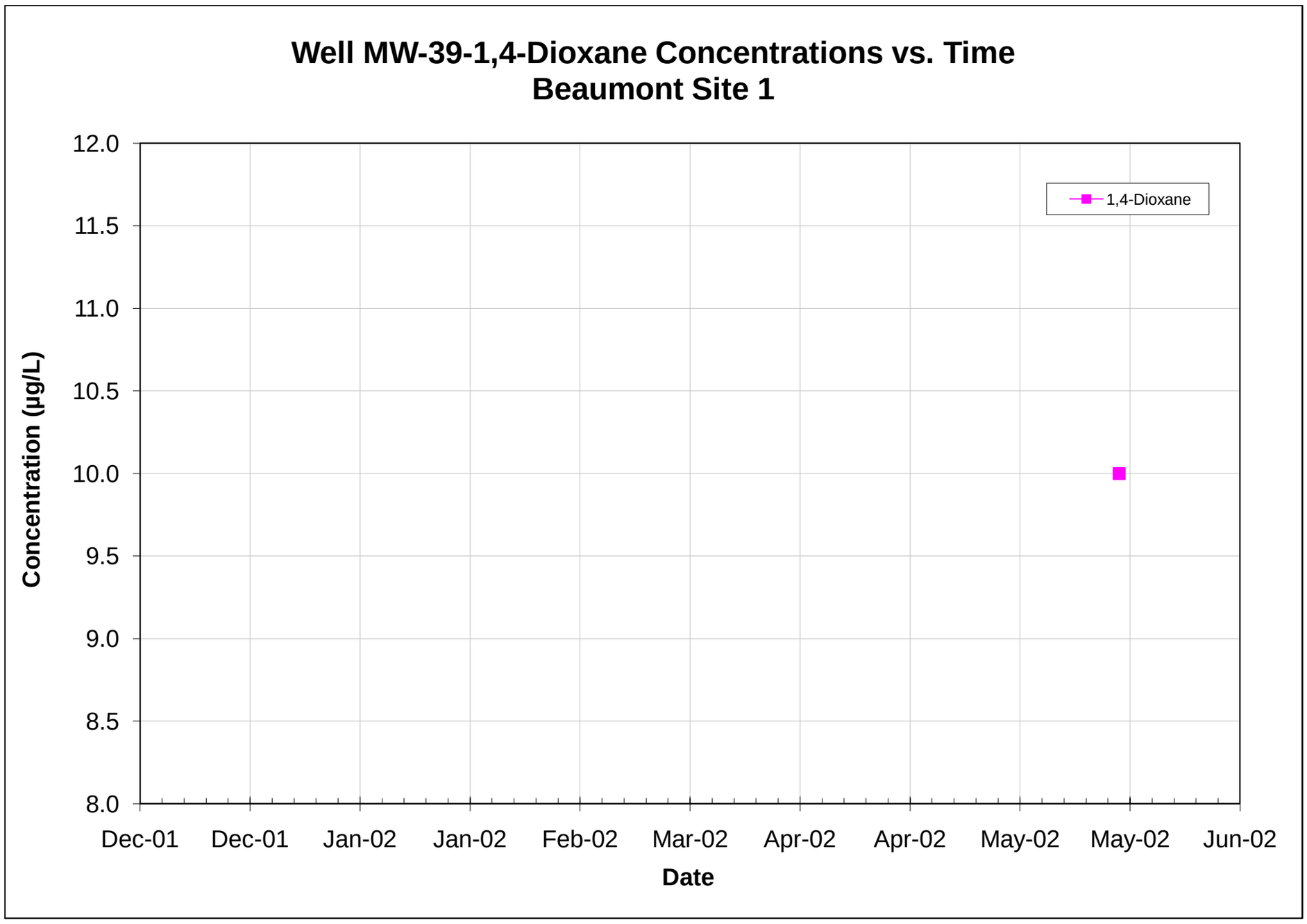

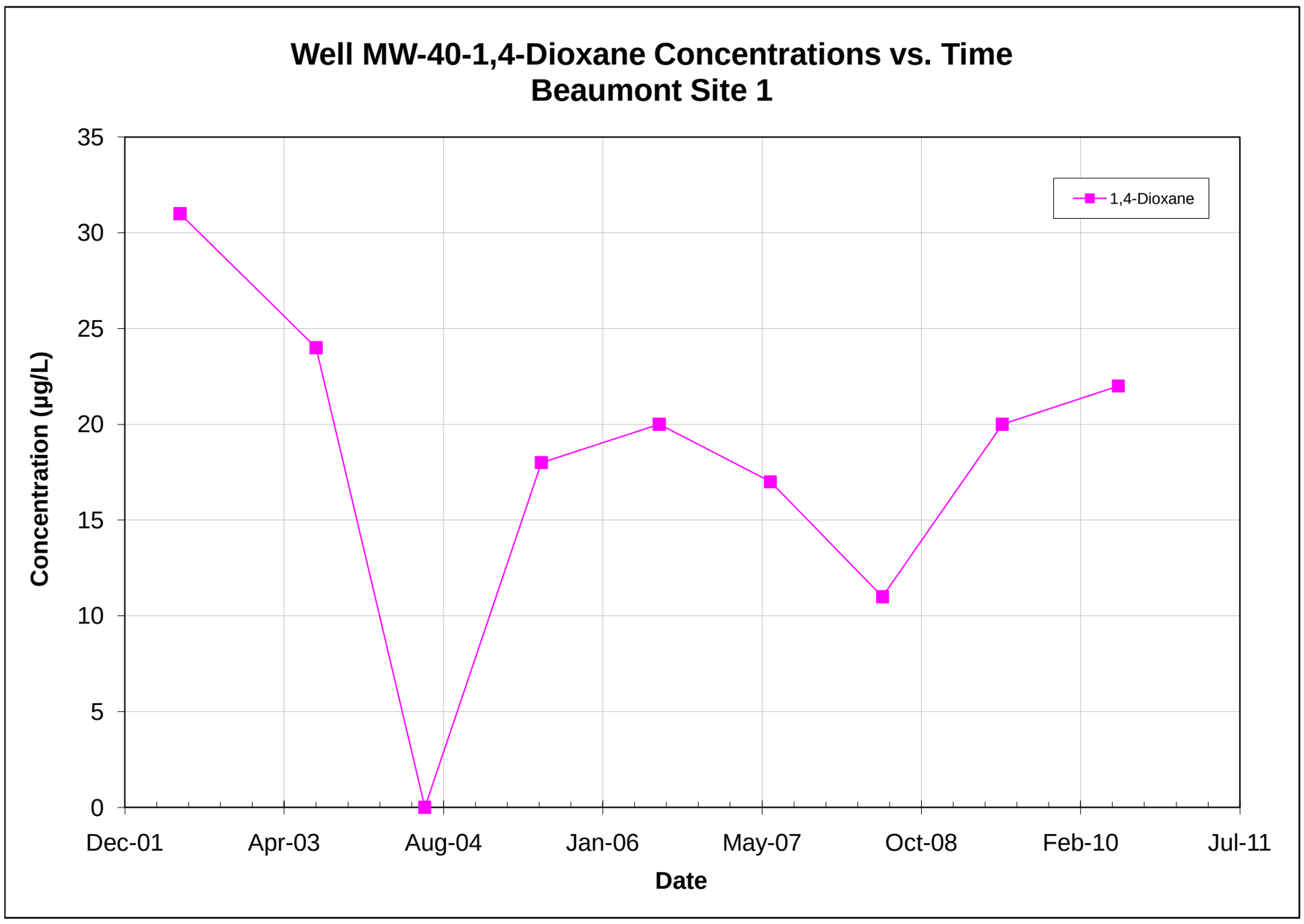

Note: All non-detections are set to zero for graphing purposes.

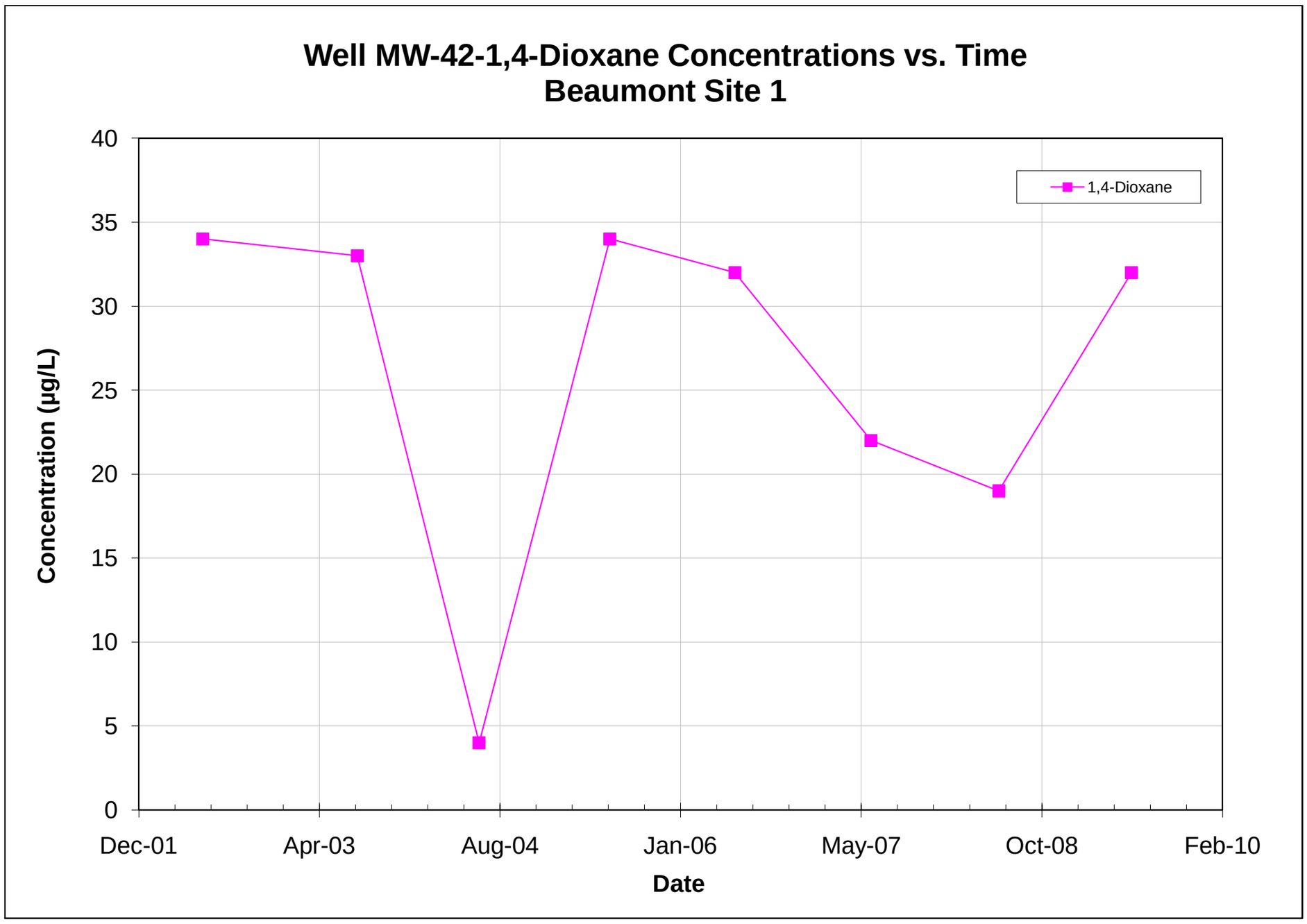

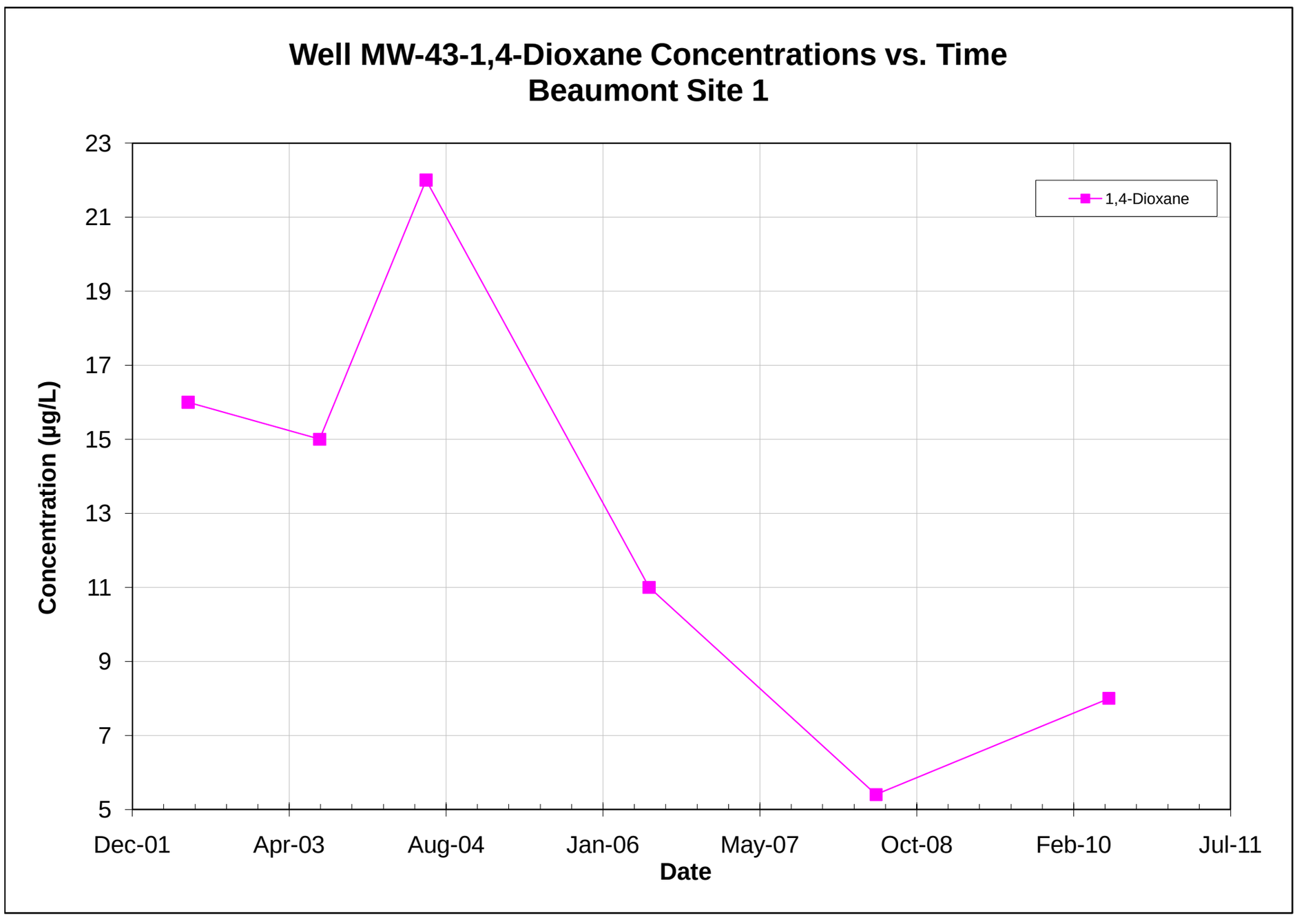

Note: All non-detections are set to zero for graphing purposes.

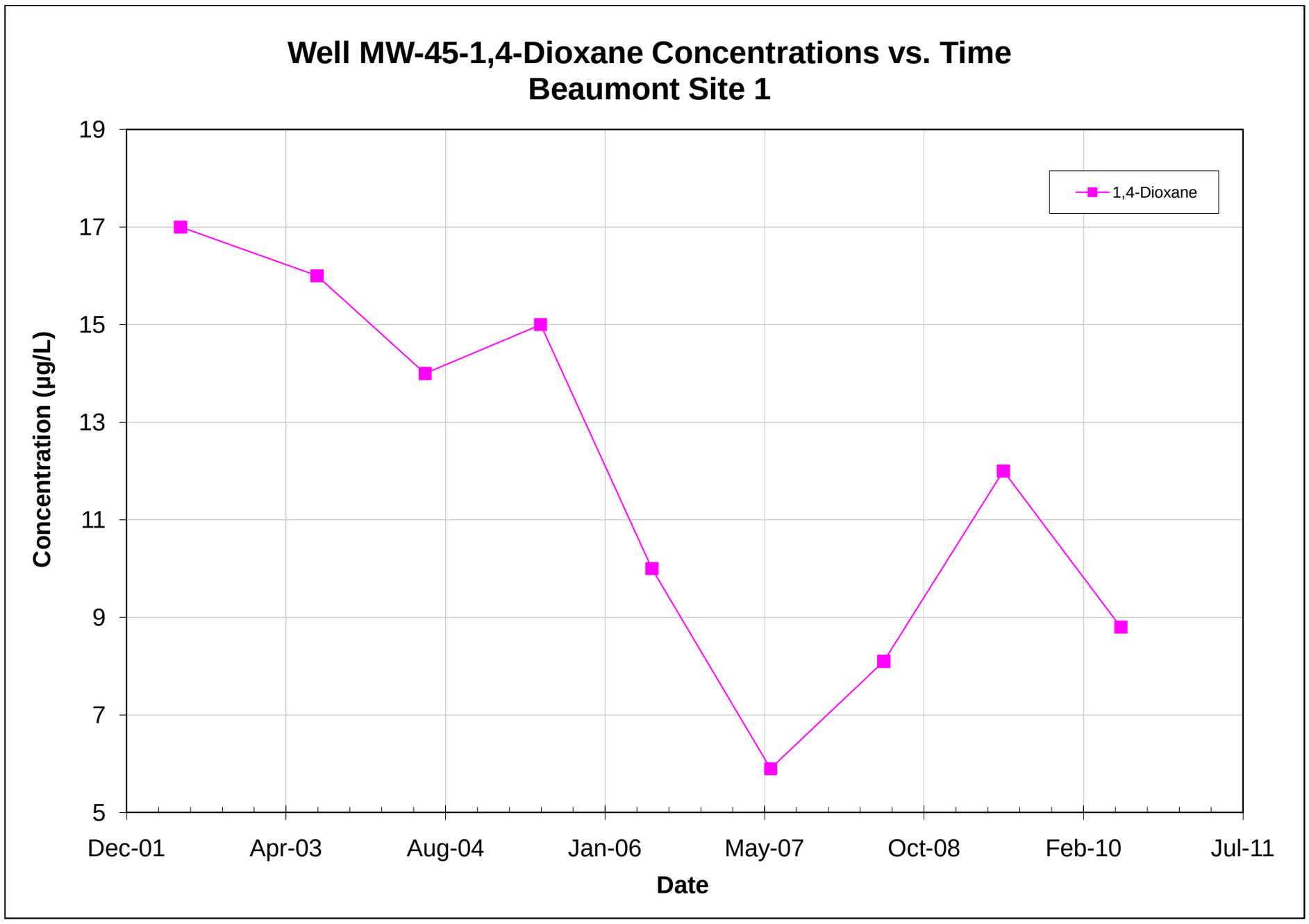

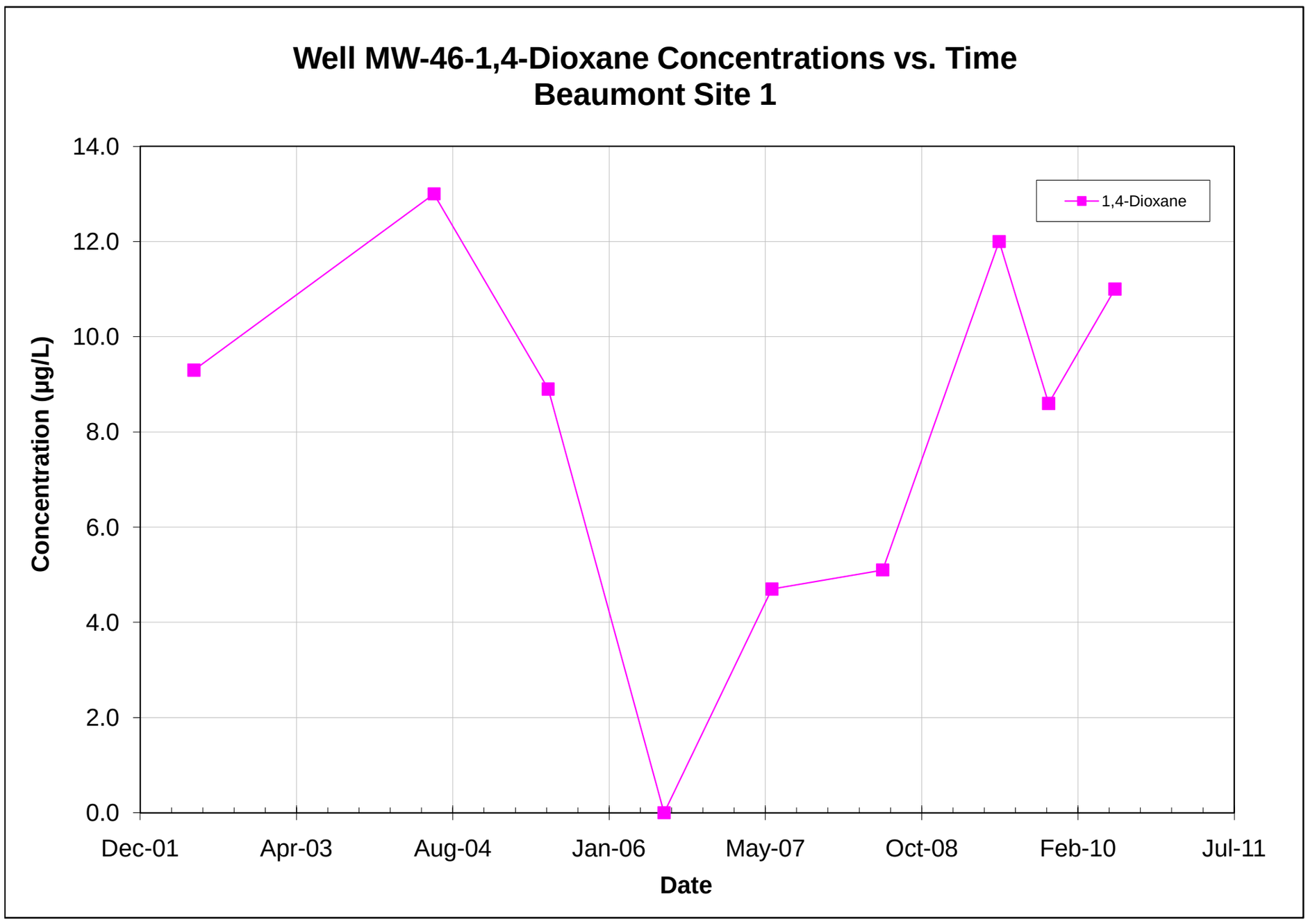

Note: All non-detections are set to zero for graphing purposes.

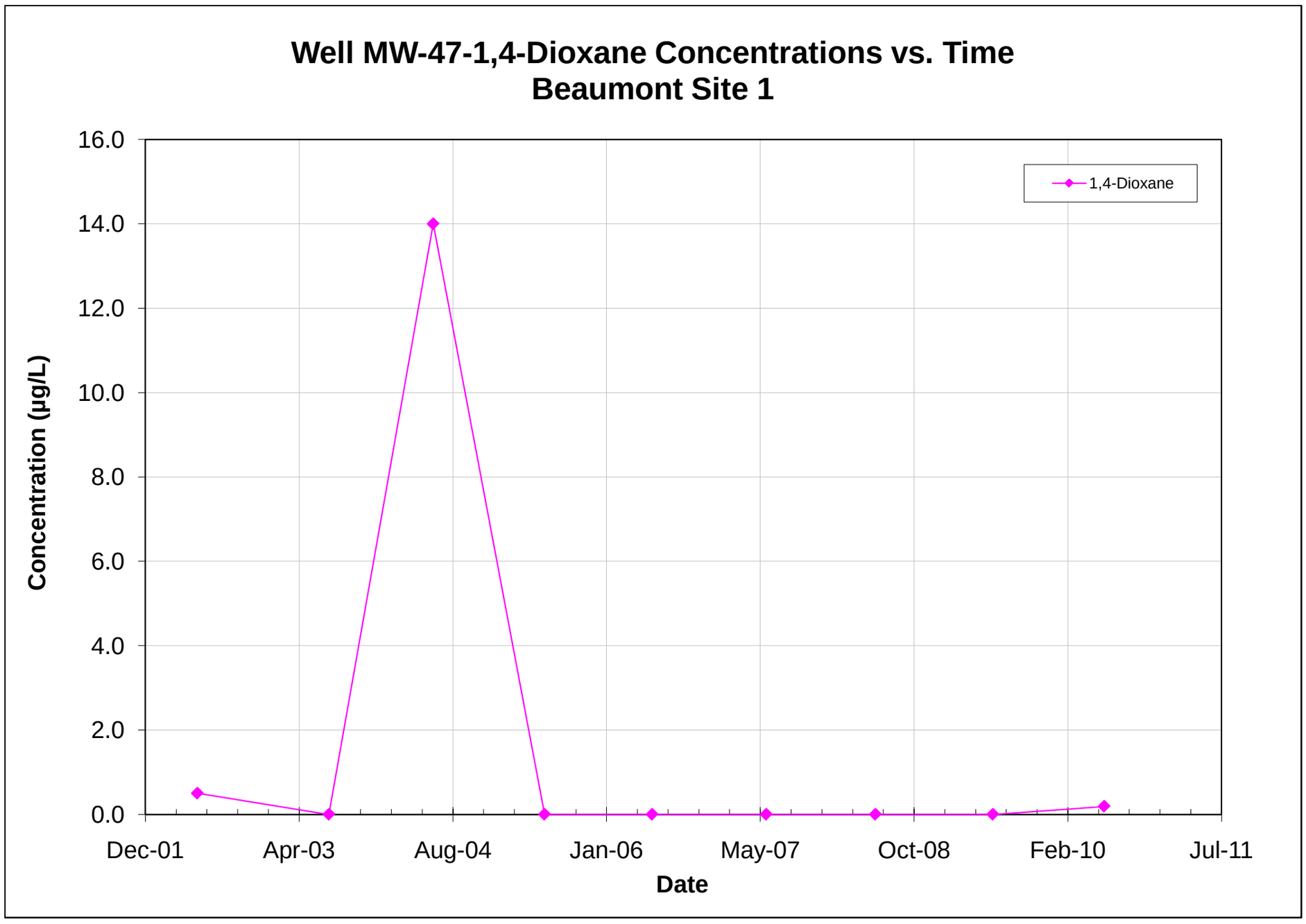

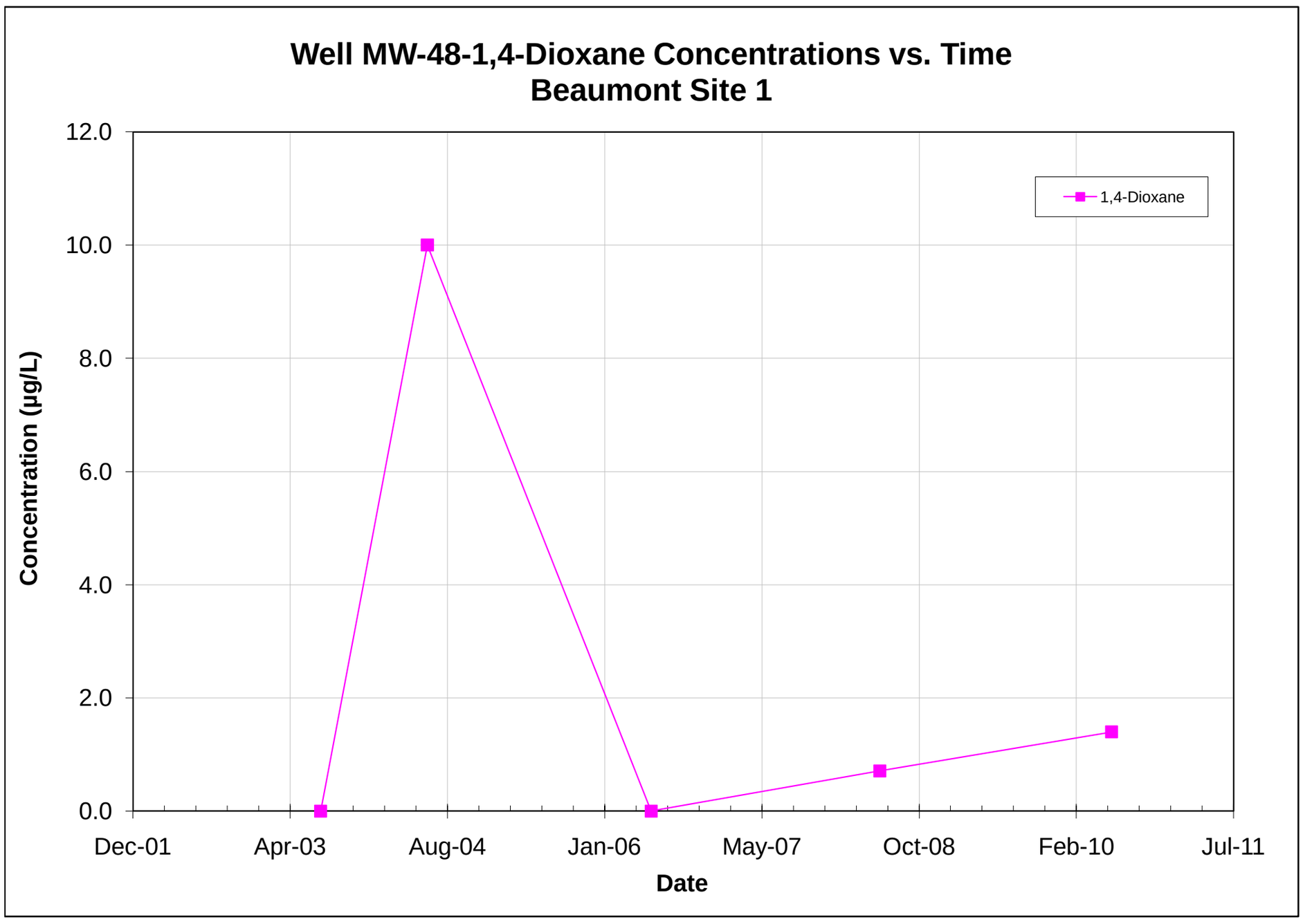

Note: All non-detections are set to zero for graphing purposes.

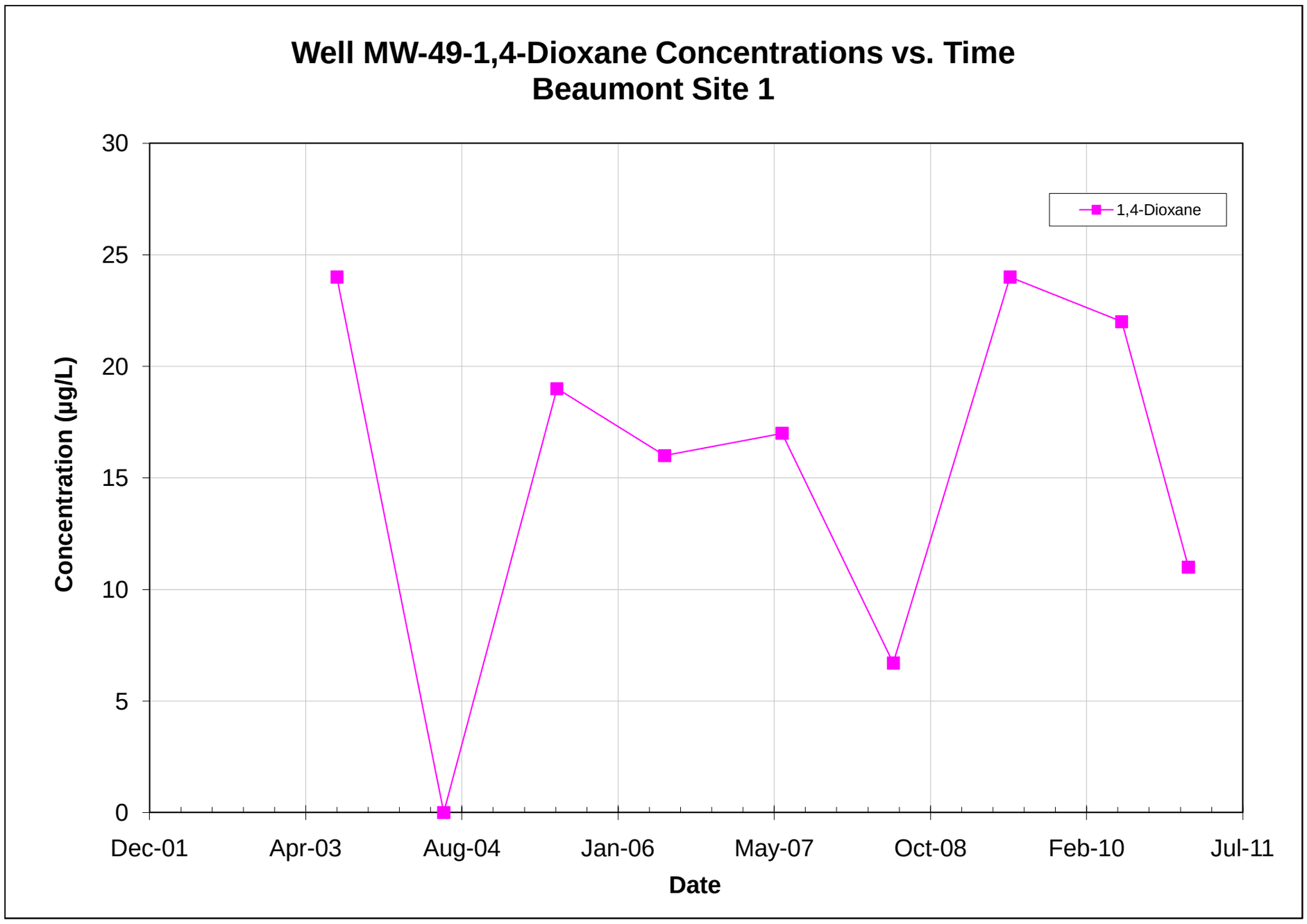

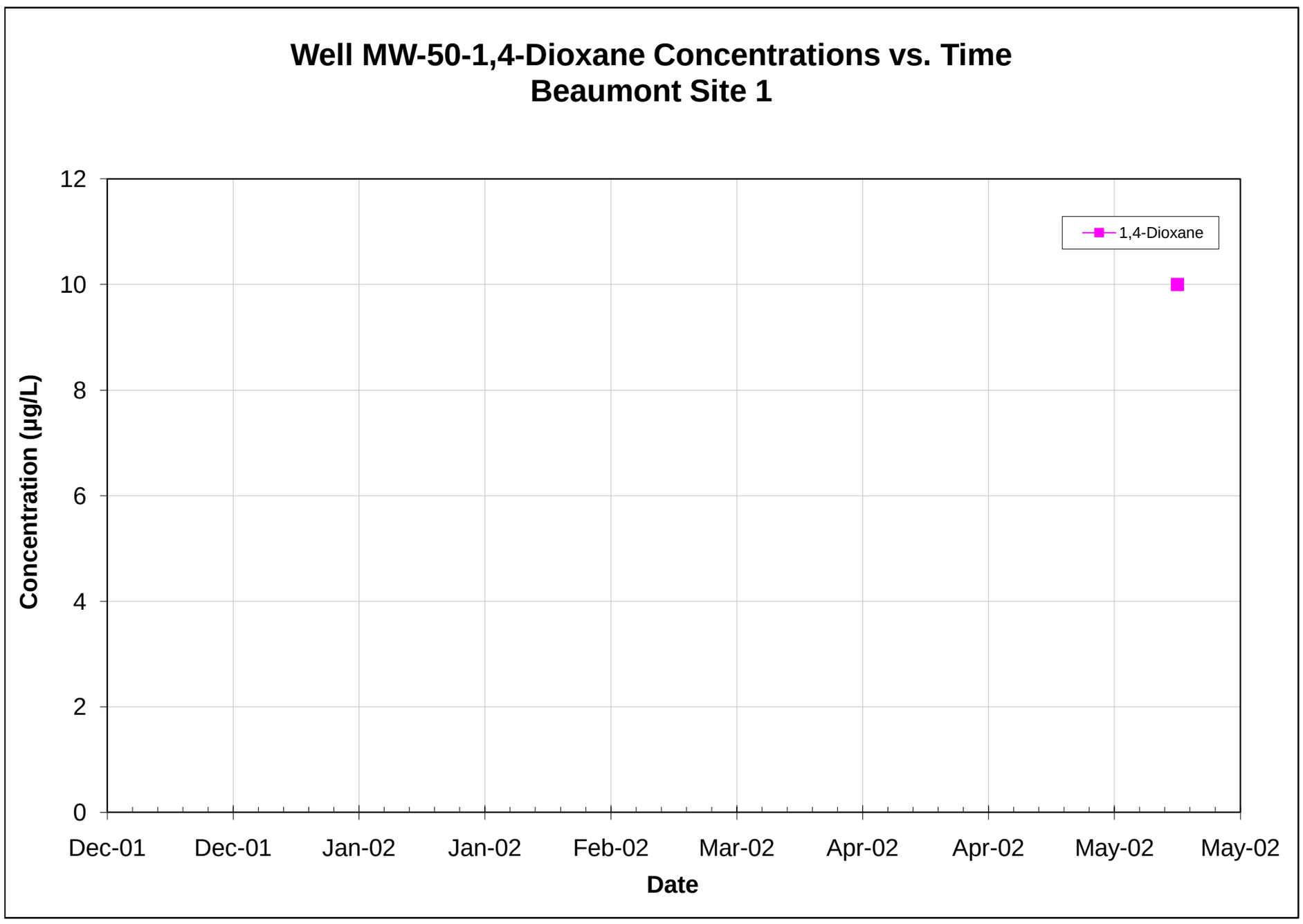

Note: All non-detections are set to zero for graphing purposes.

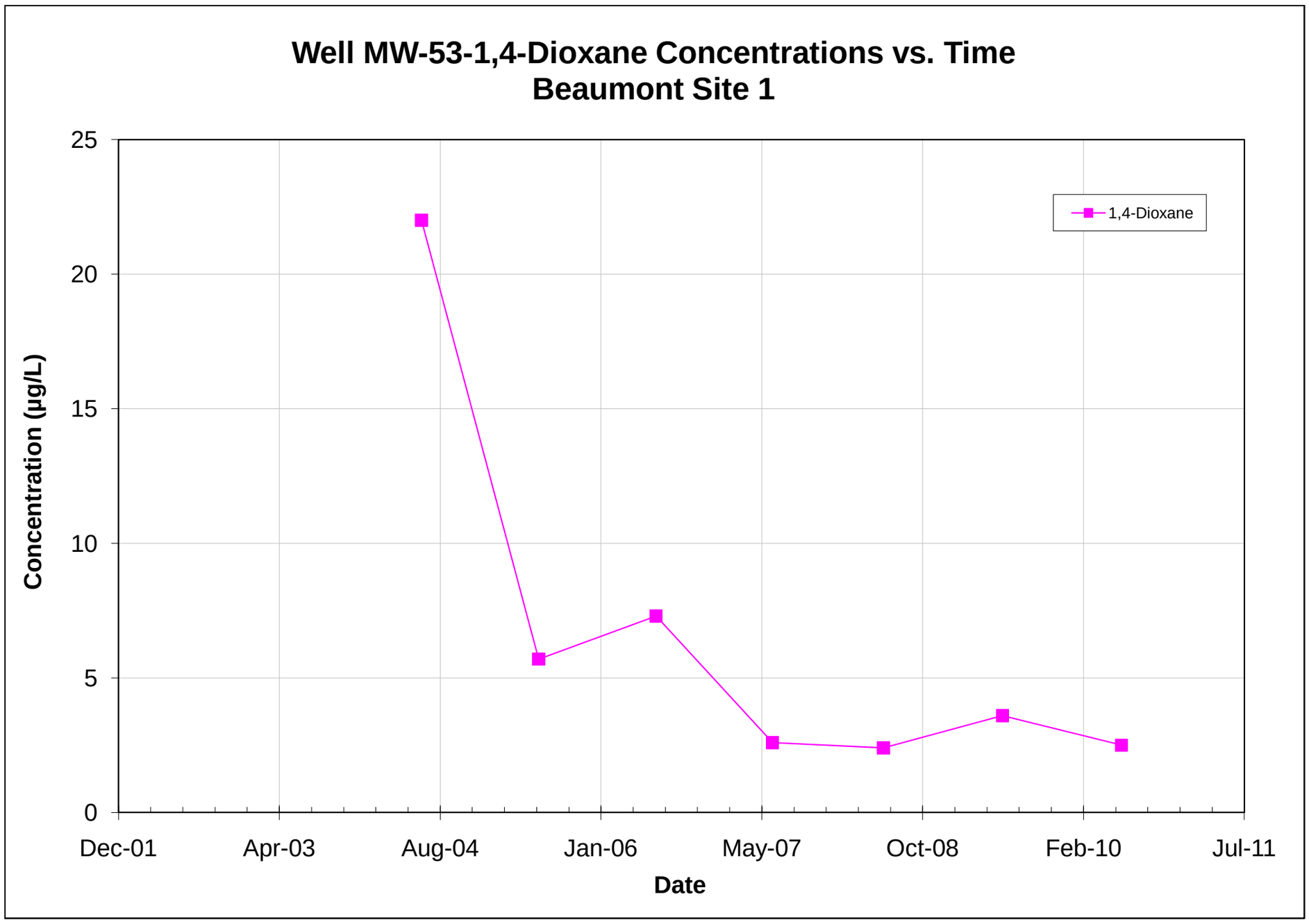

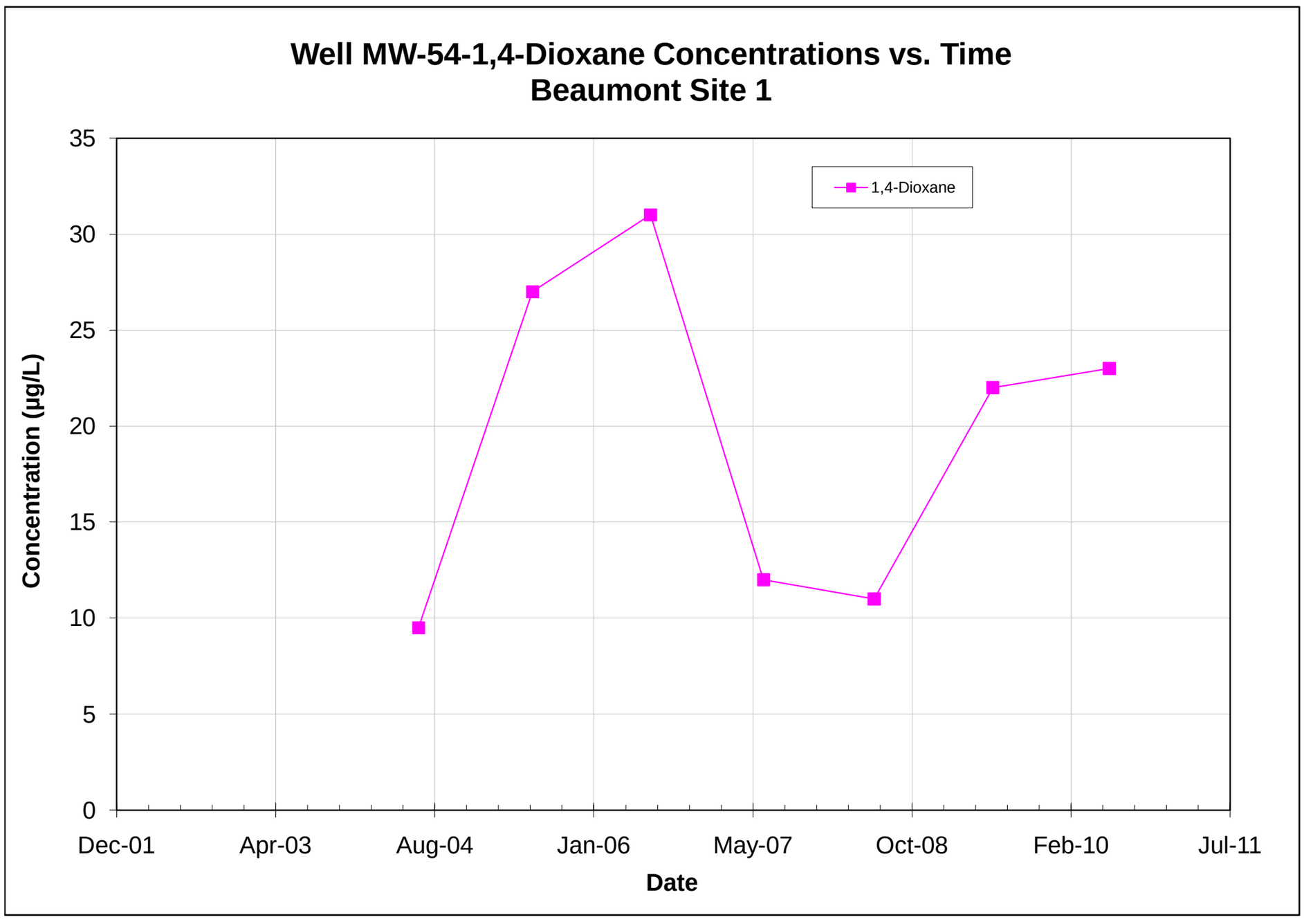

Note: All non-detections are set to zero for graphing purposes.

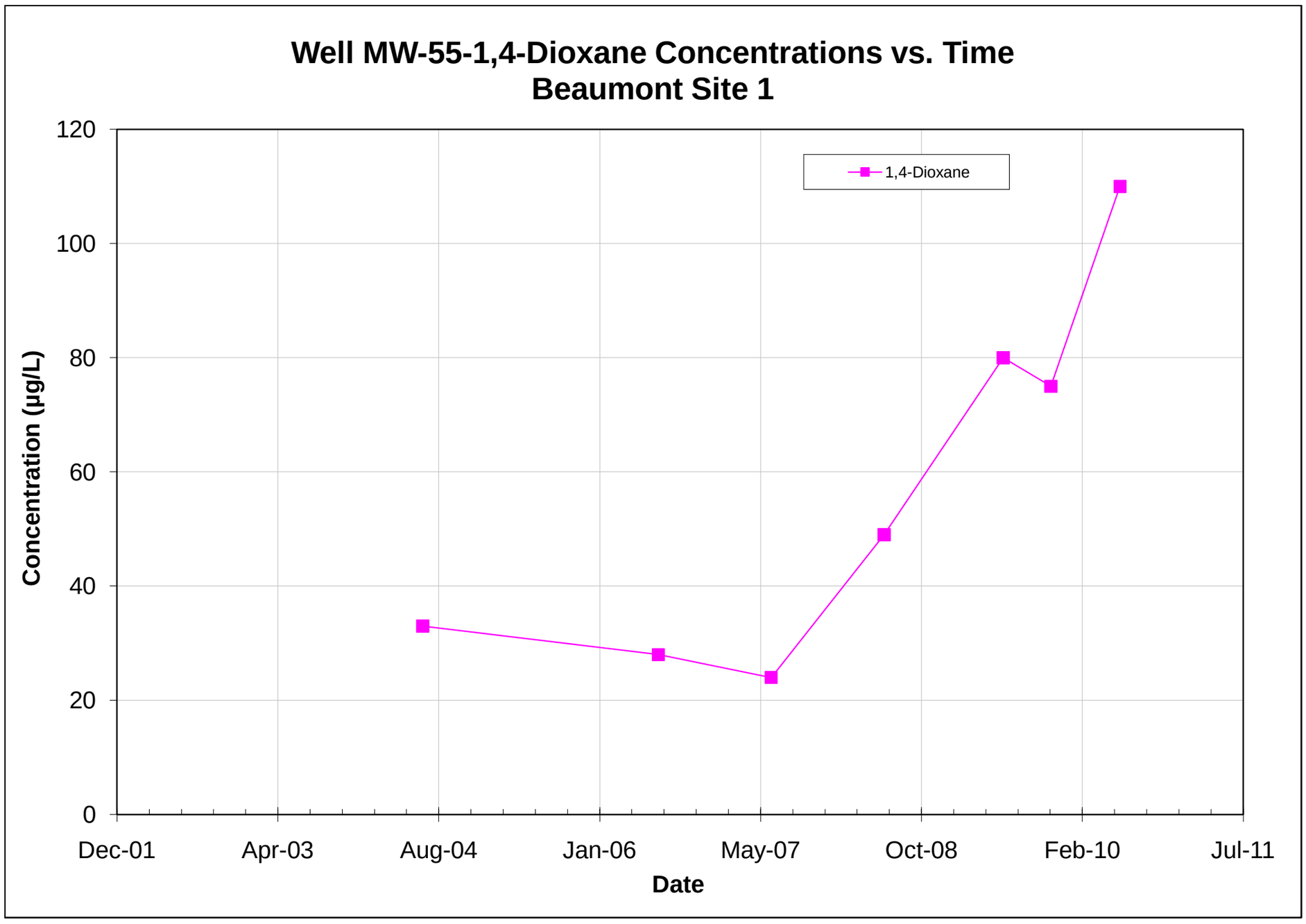

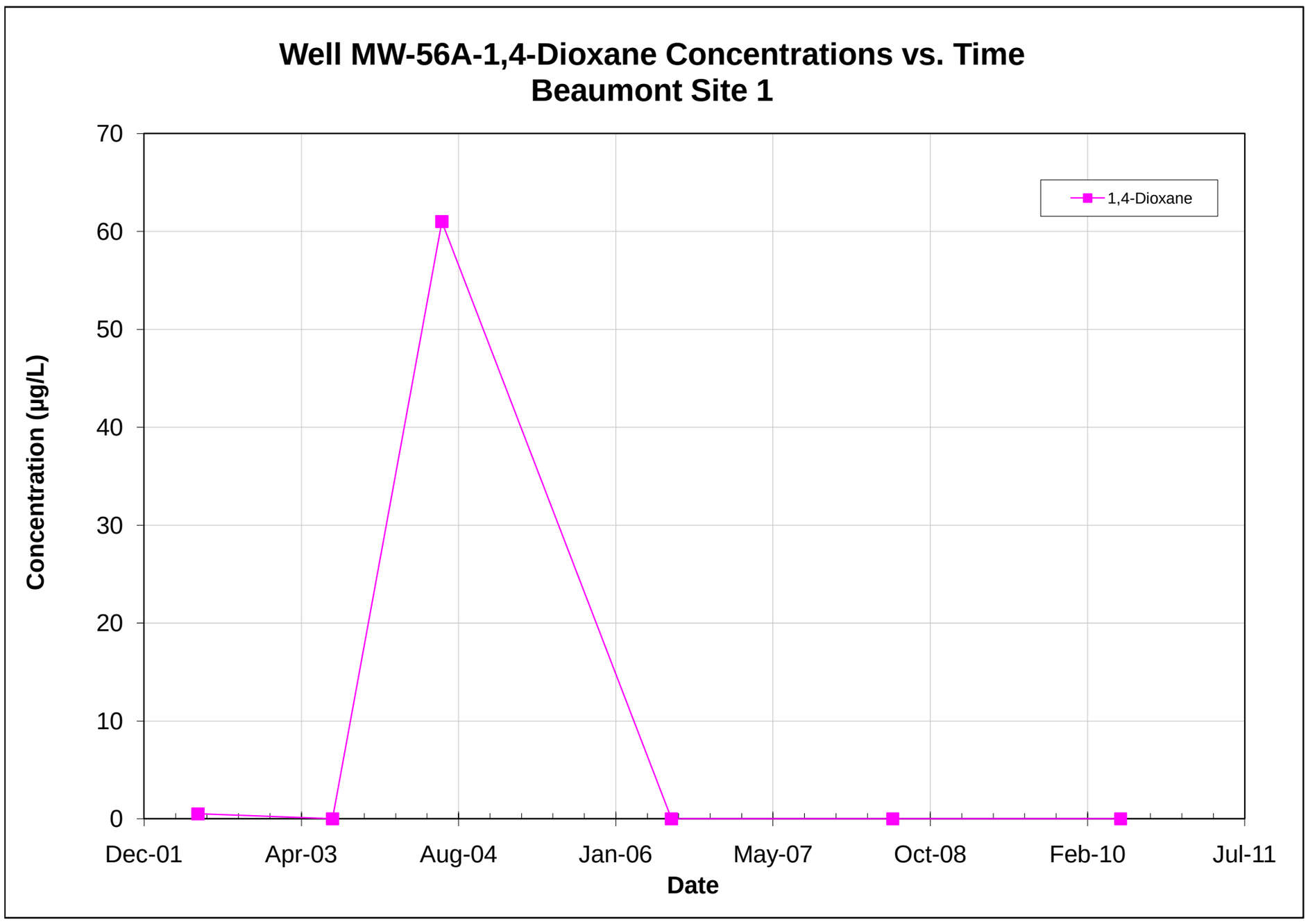

Note: All non-detections are set to zero for graphing purposes.

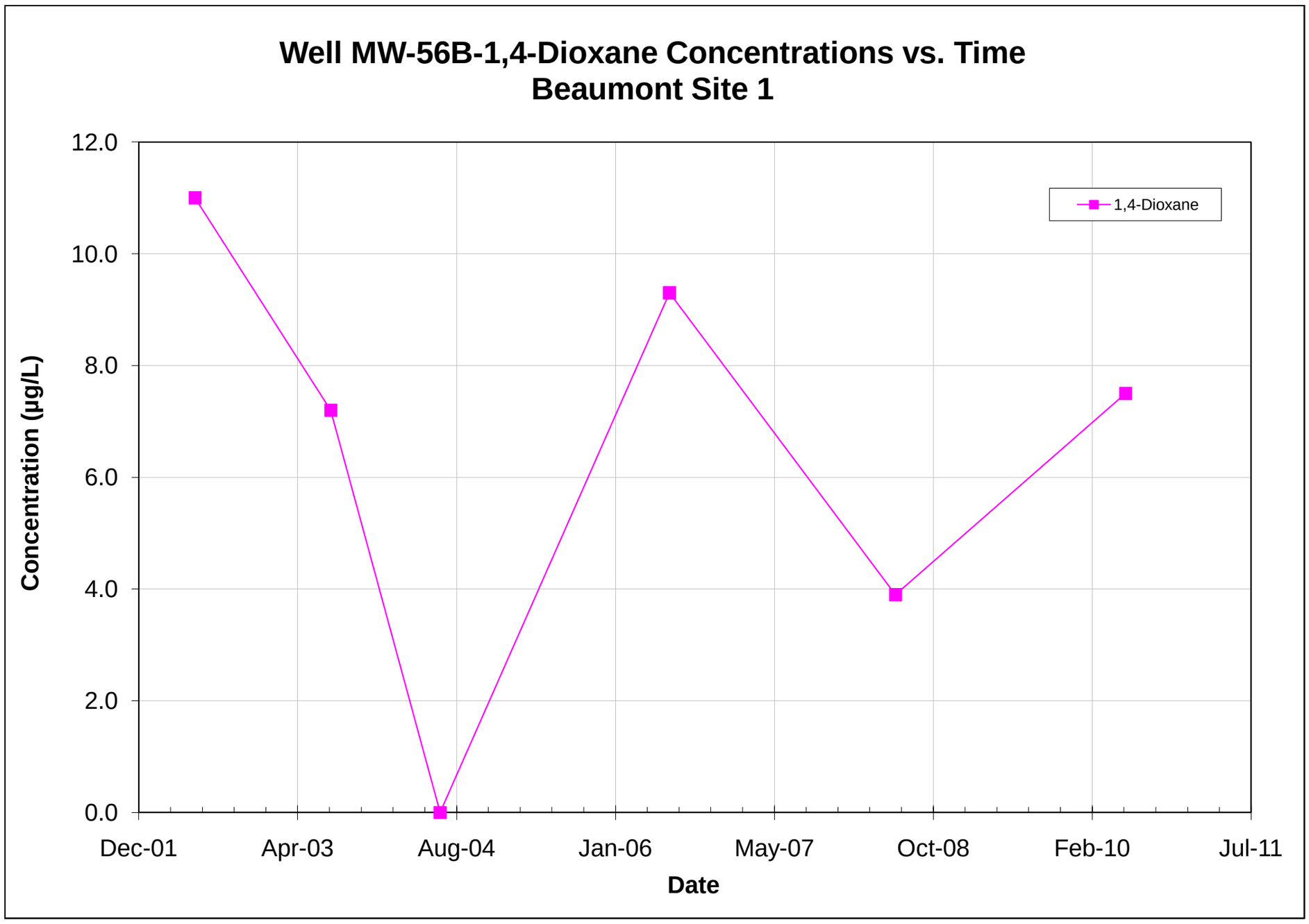

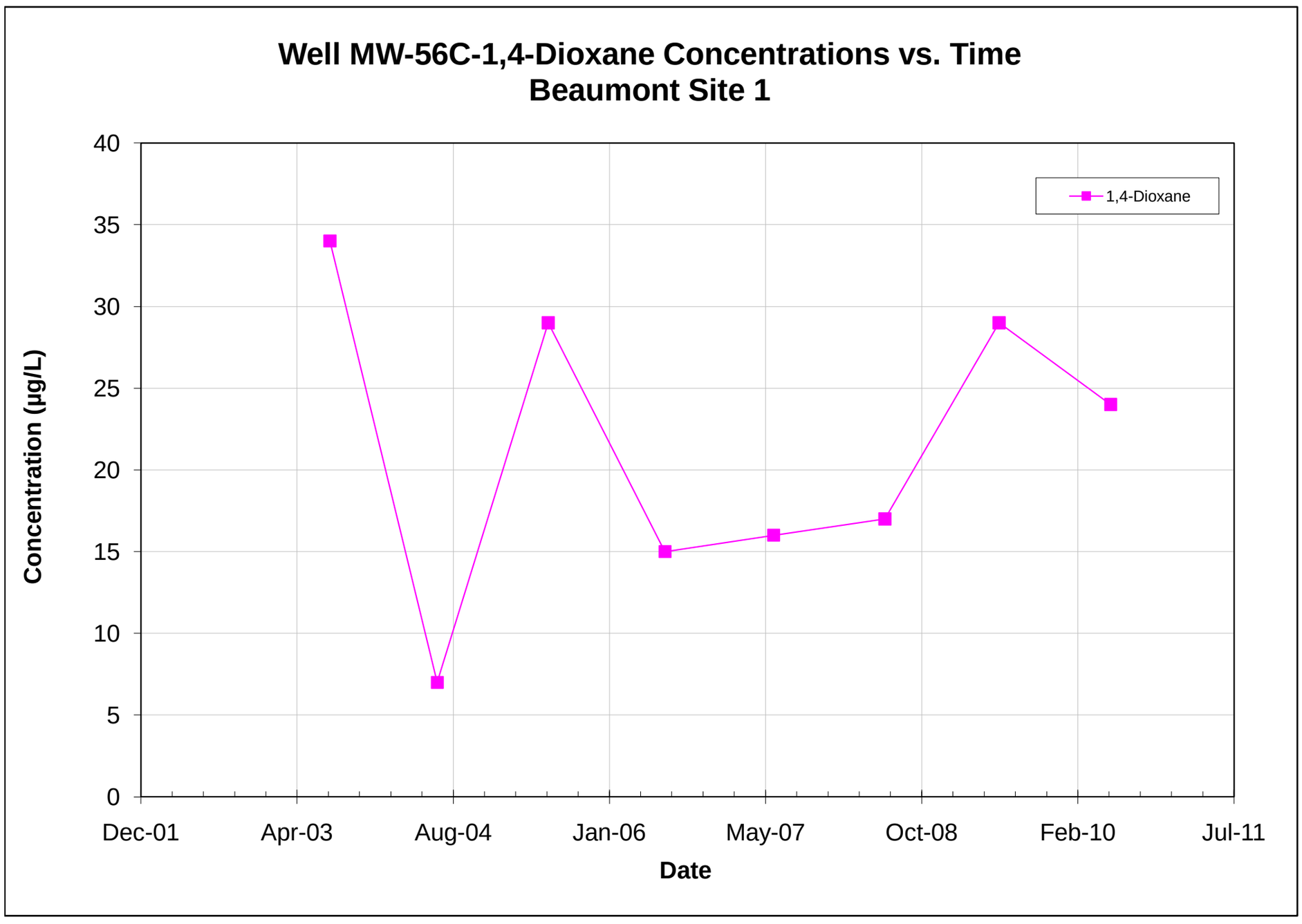

Note: All non-detections are set to zero for graphing purposes.

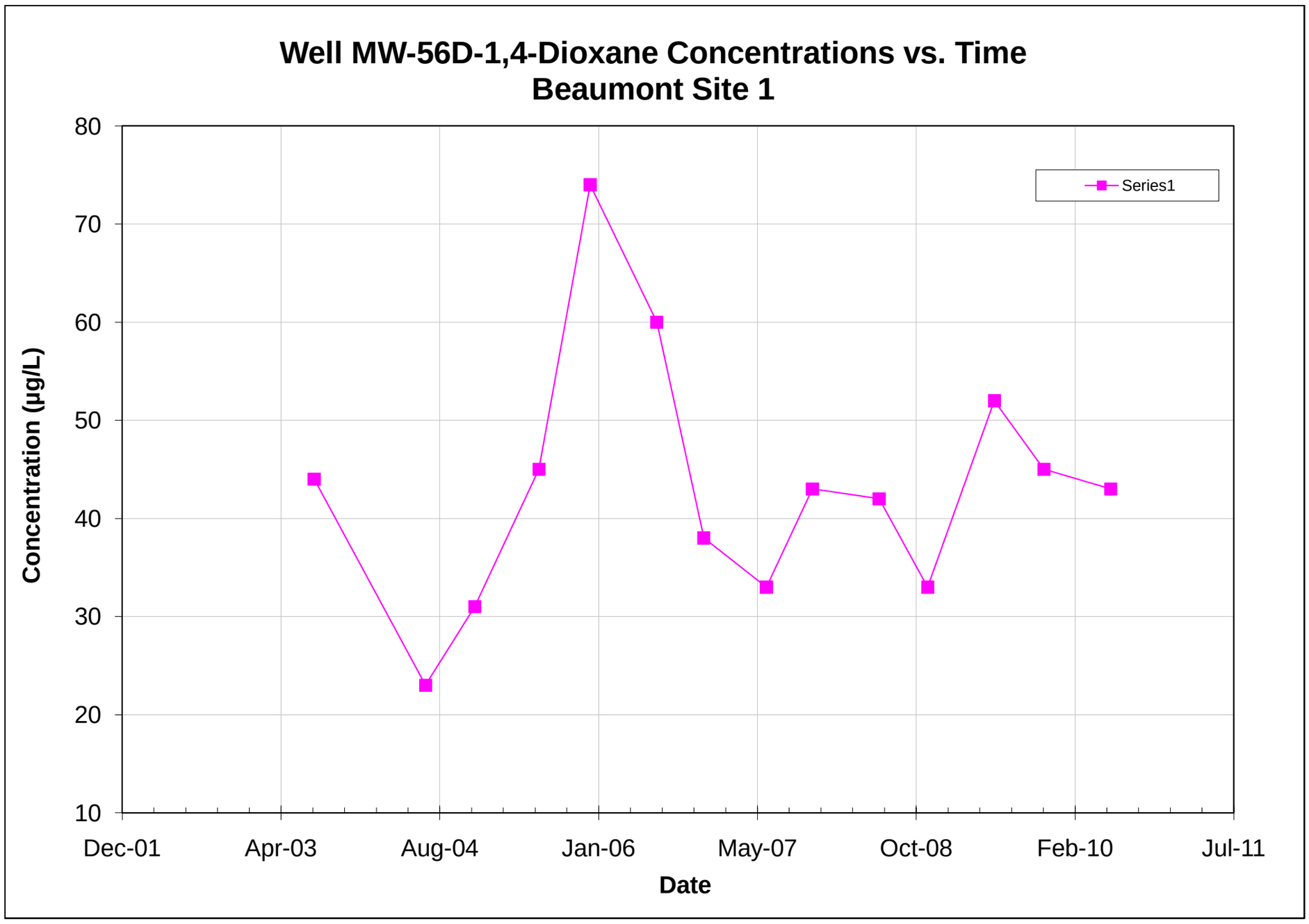

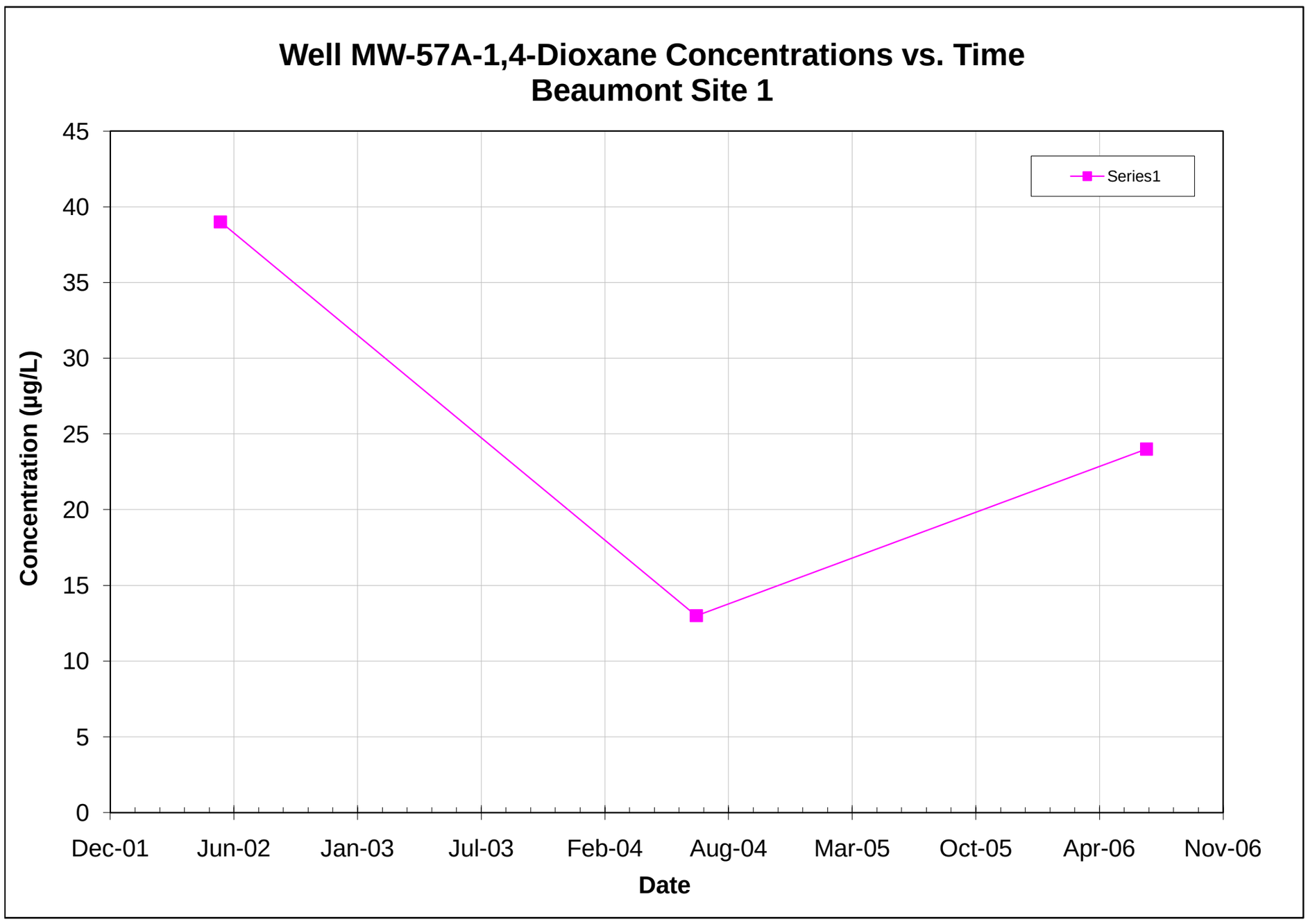

Note: All non-detections are set to zero for graphing purposes.

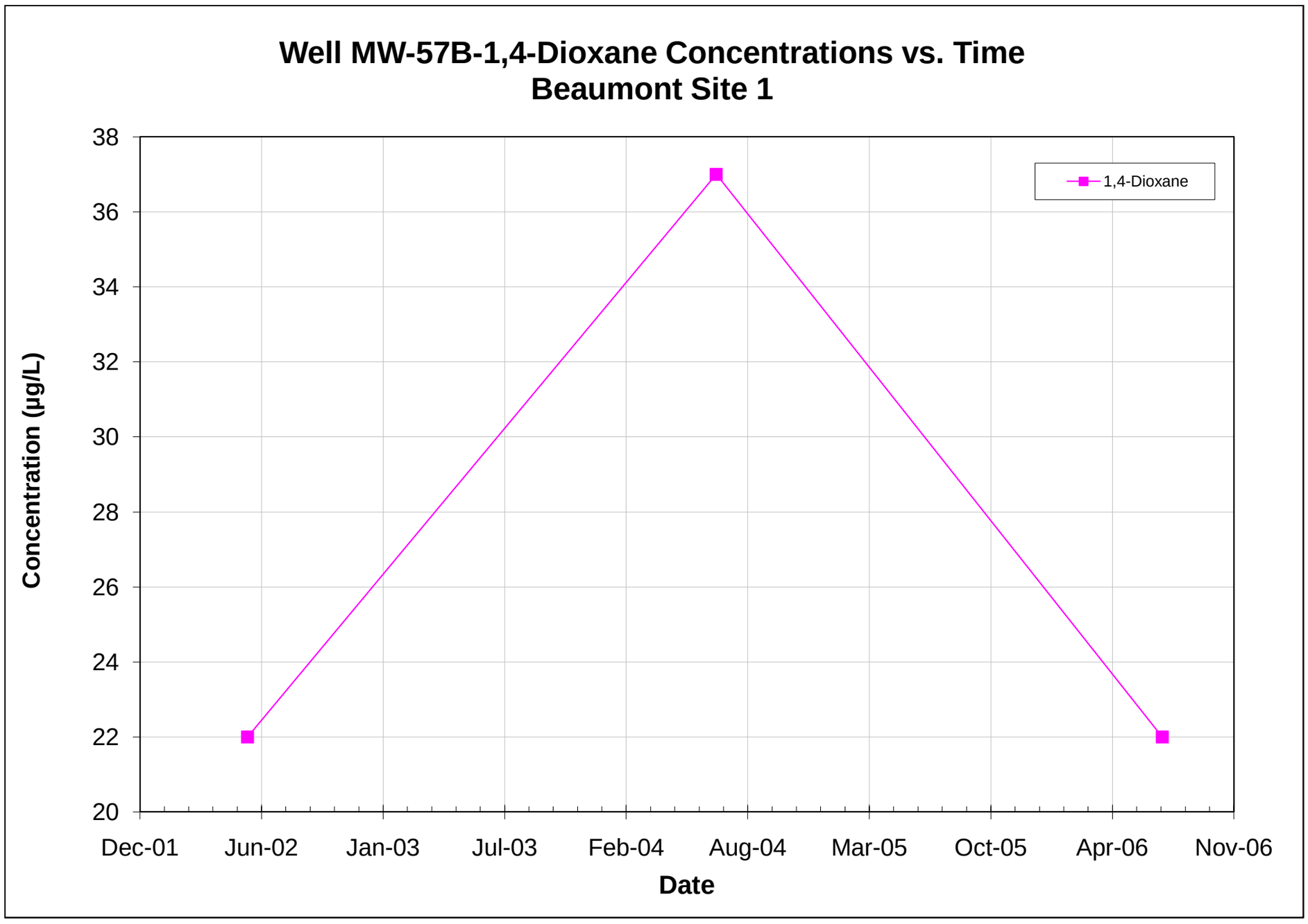

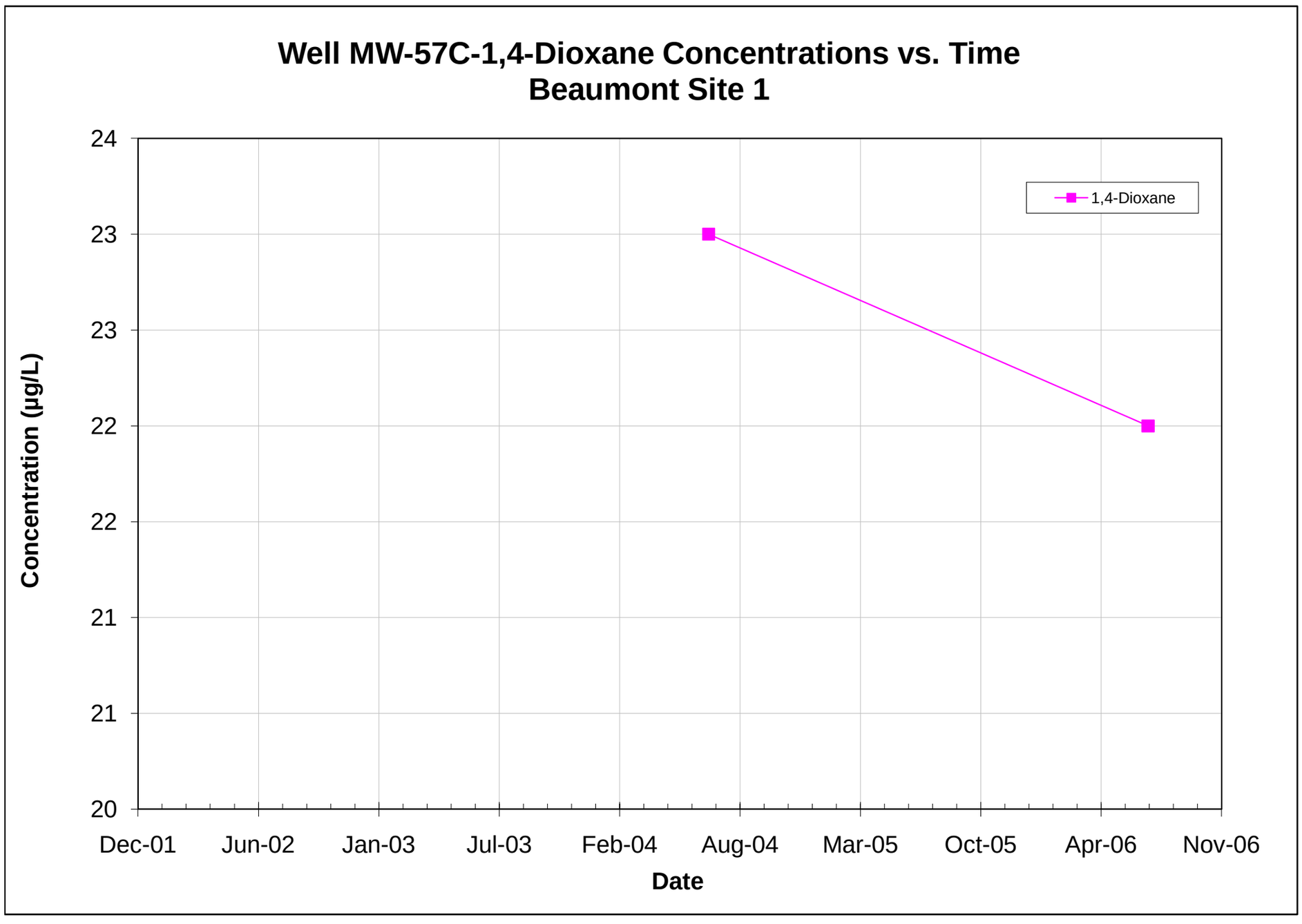

Note: All non-detections are set to zero for graphing purposes.

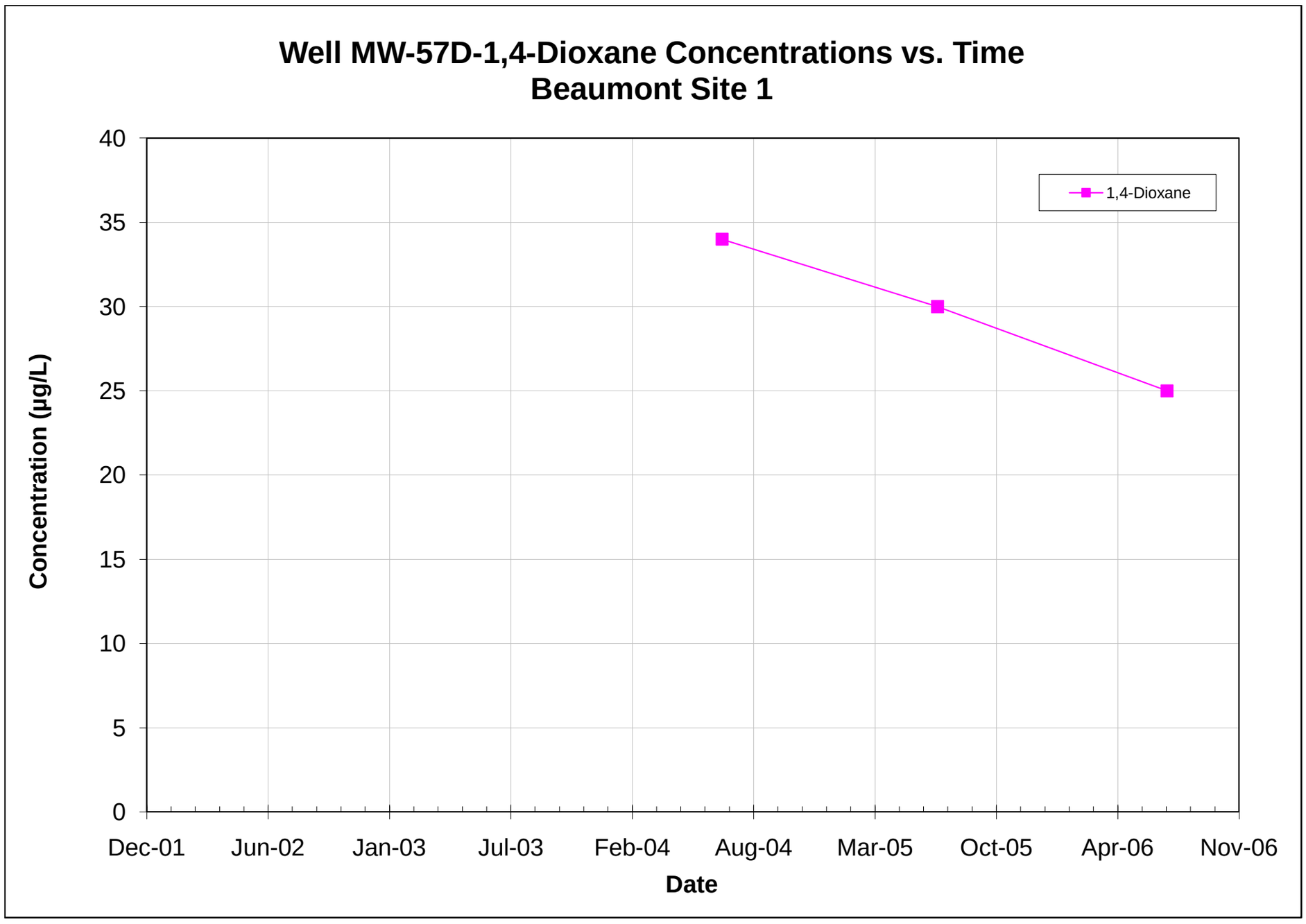

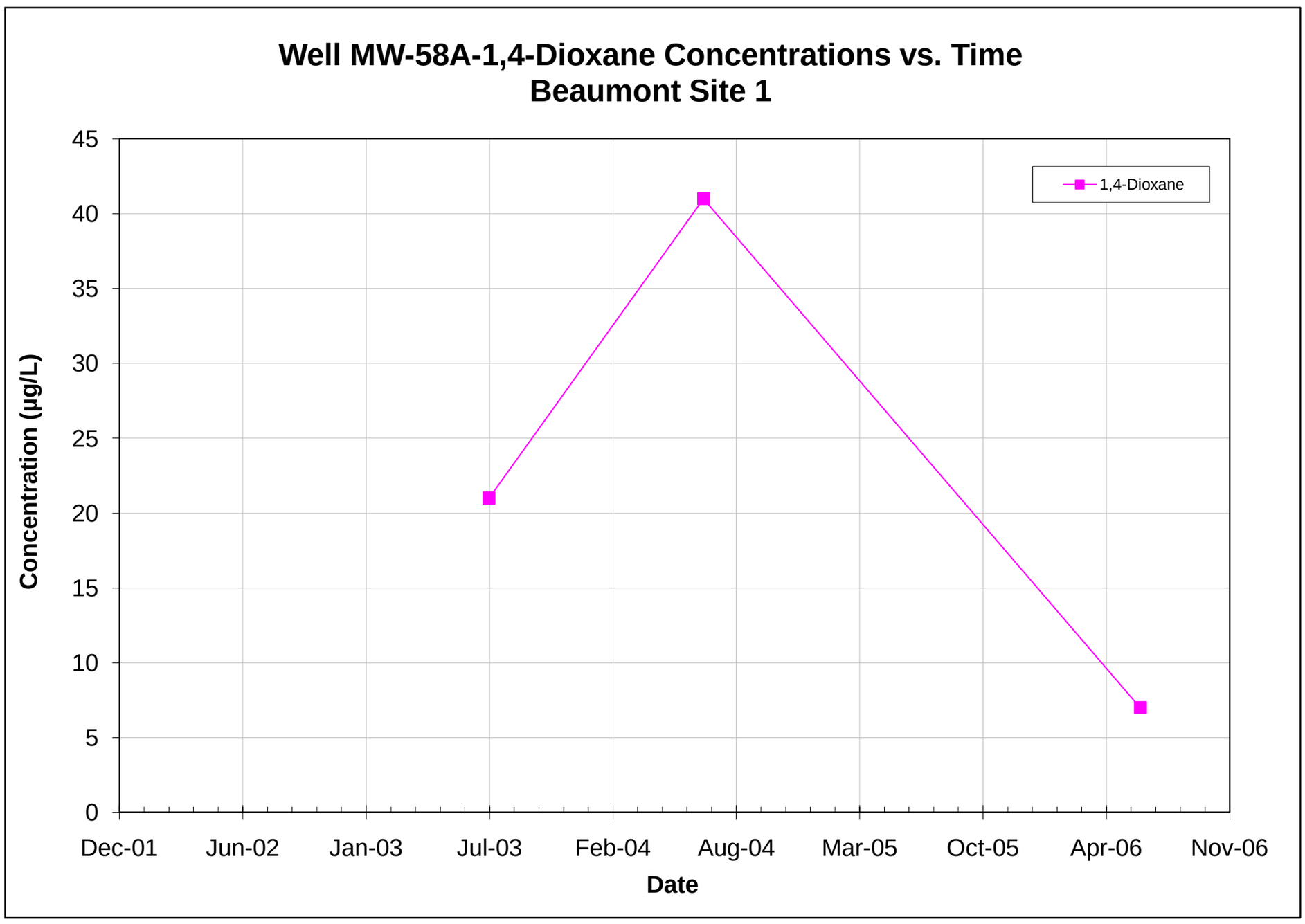

Note: All non-detections are set to zero for graphing purposes.

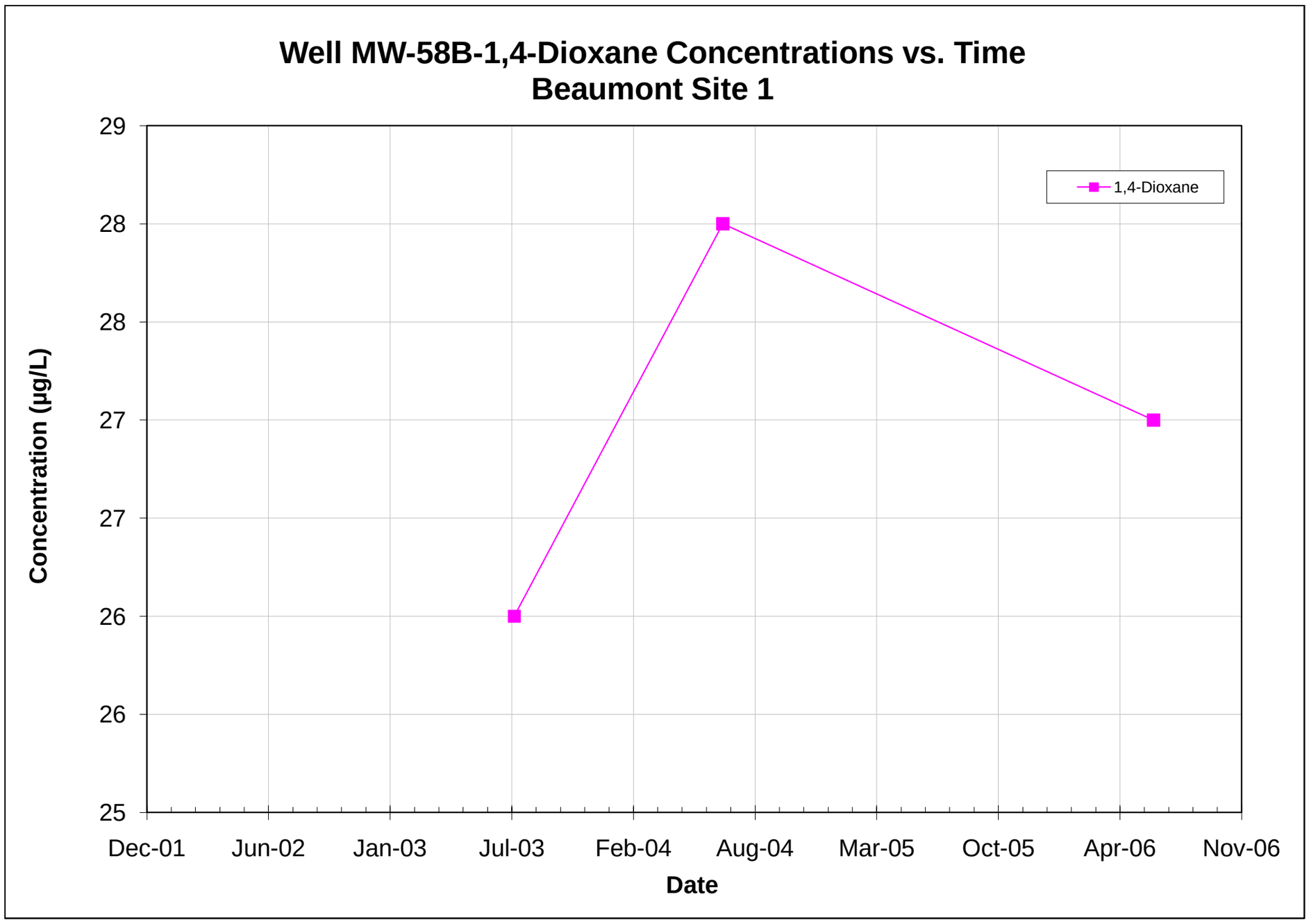

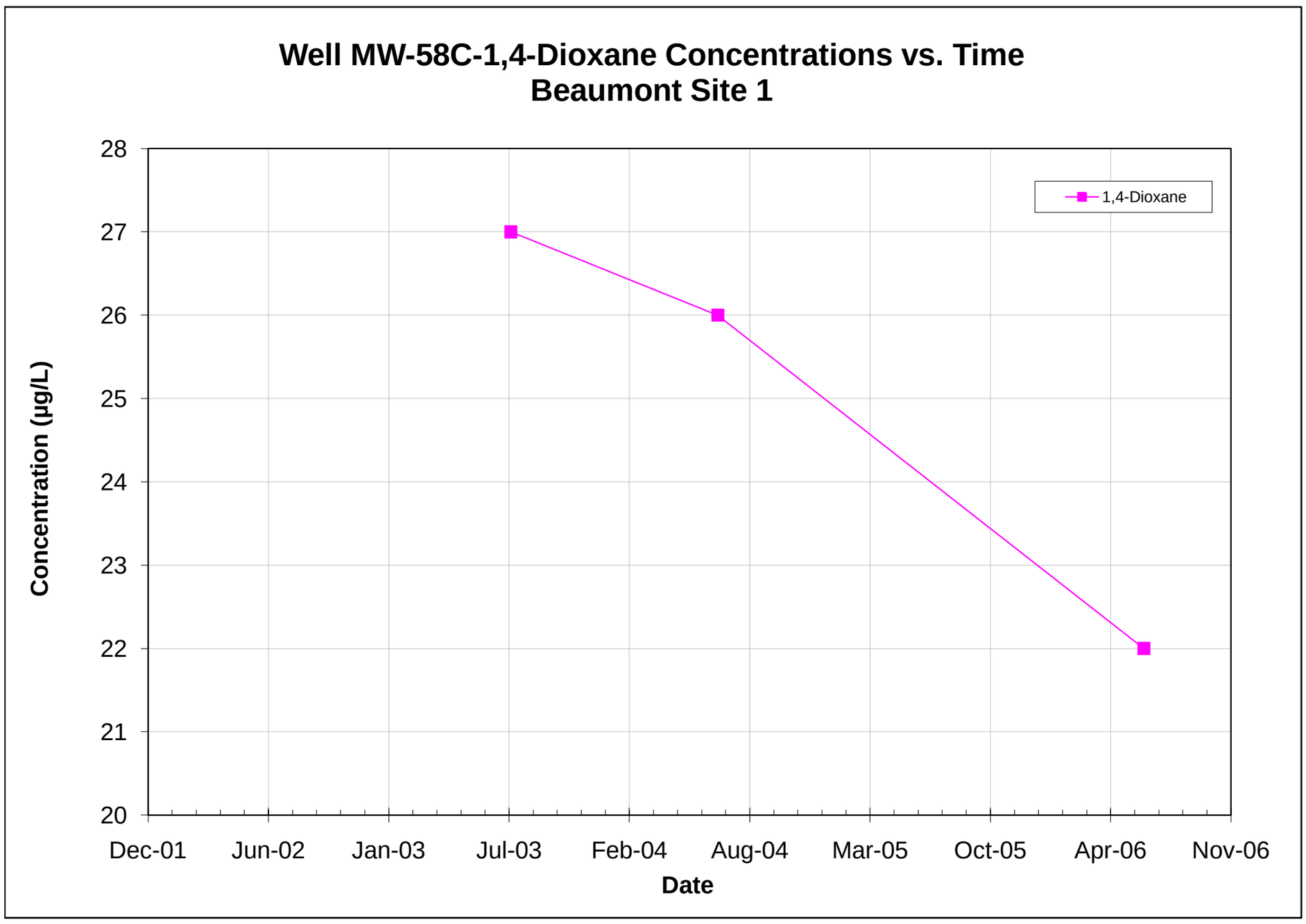

Note: All non-detections are set to zero for graphing purposes.

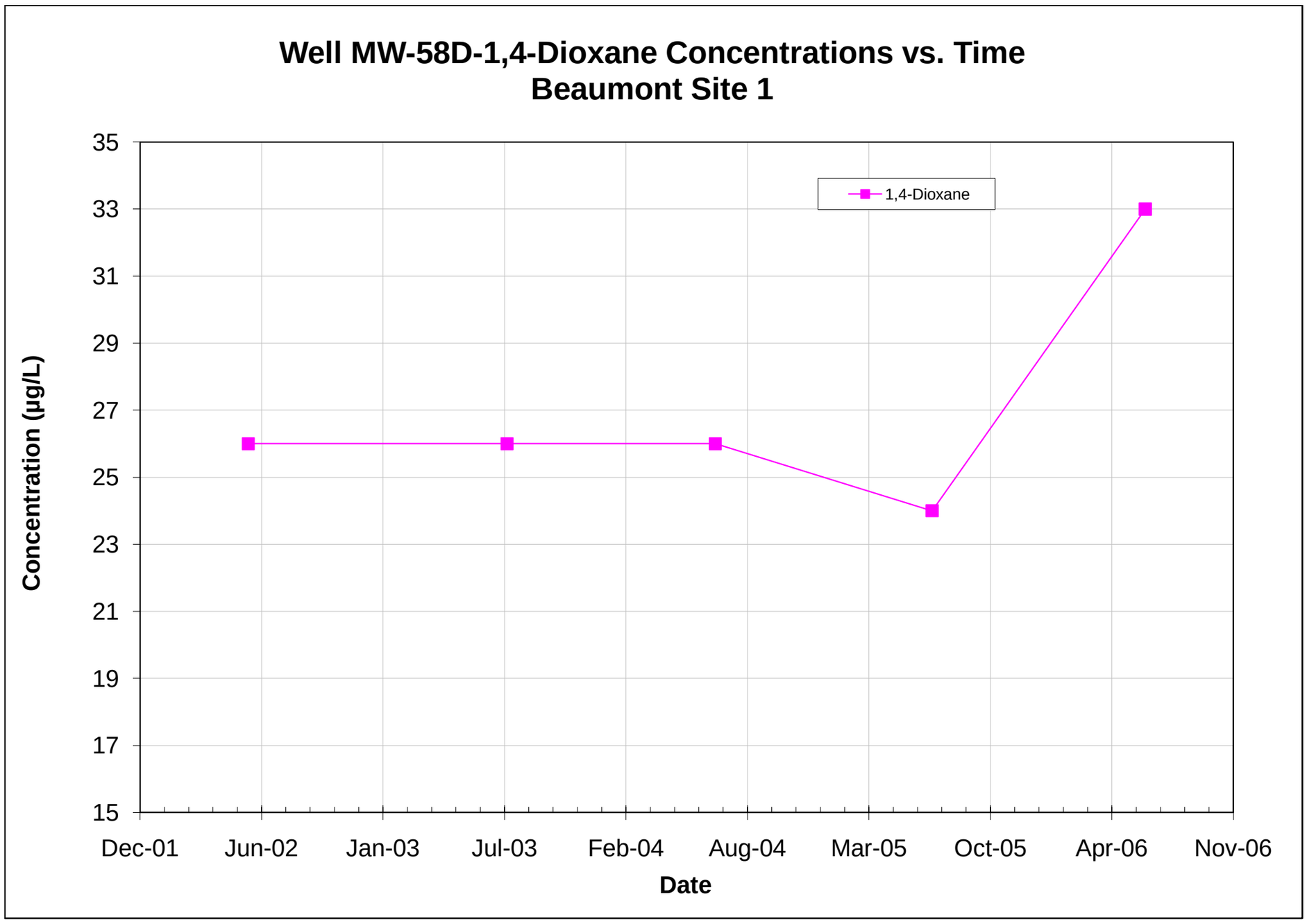

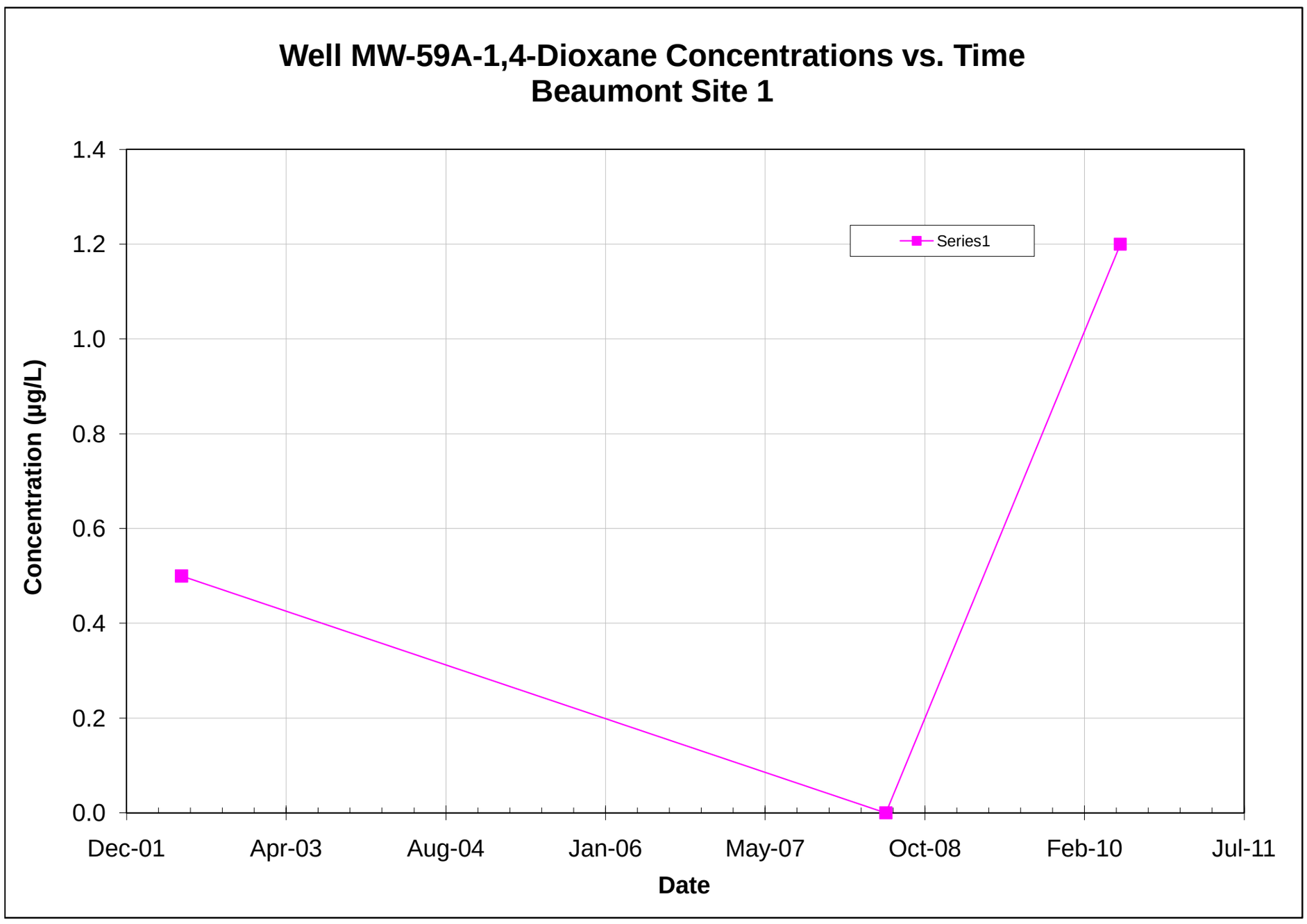

Note: All non-detections are set to zero for graphing purposes.

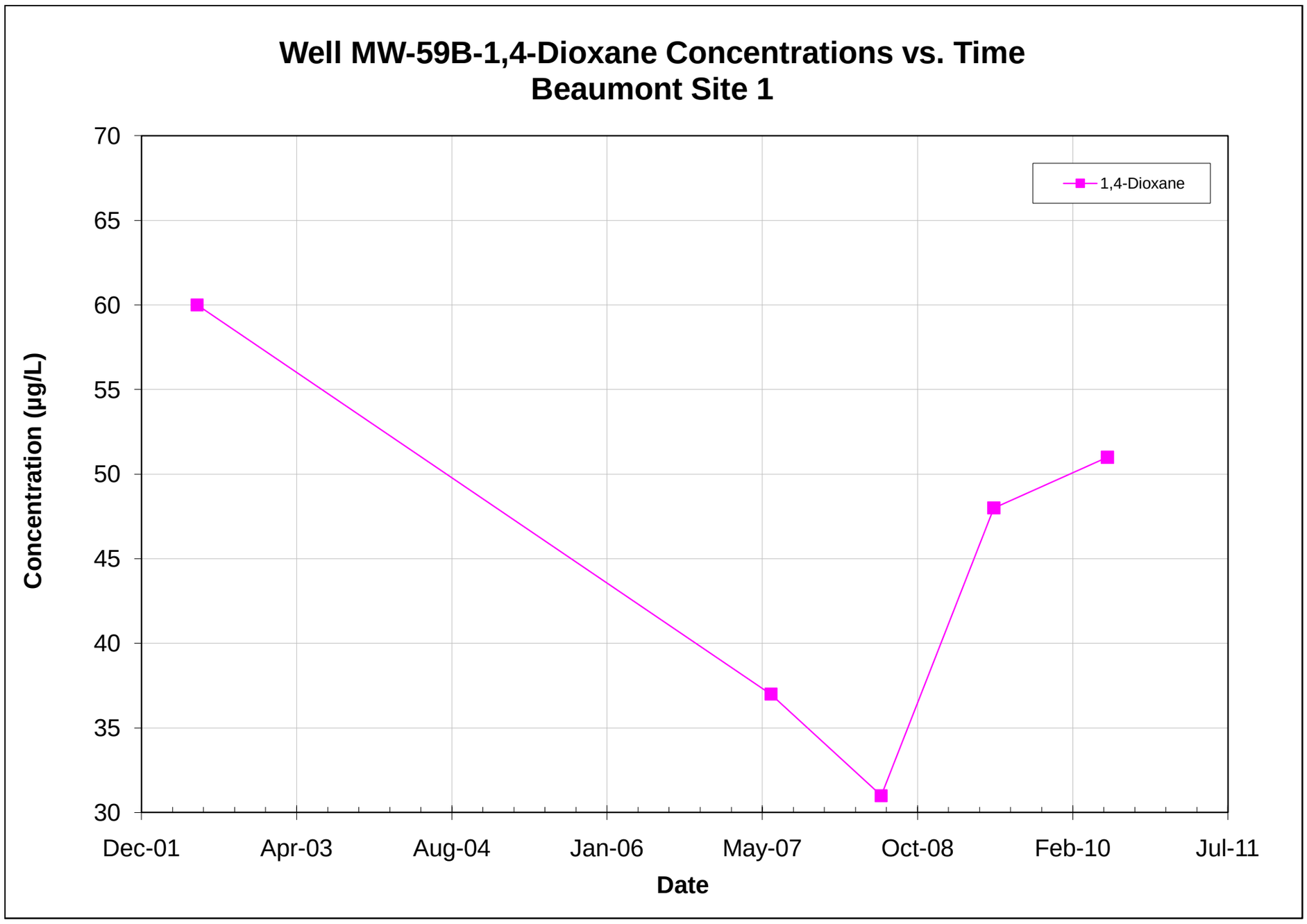

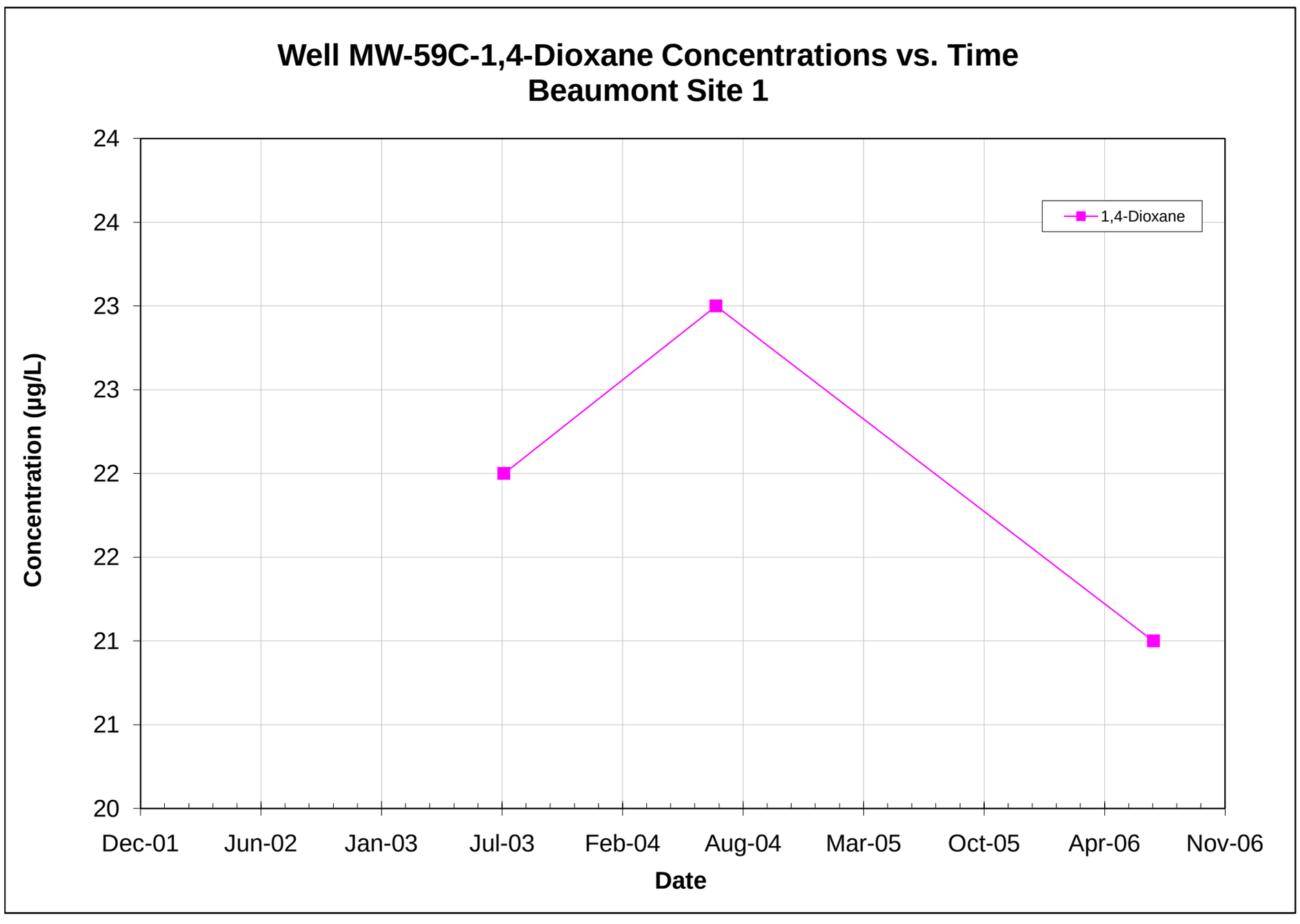

Note: All non-detections are set to zero for graphing purposes.

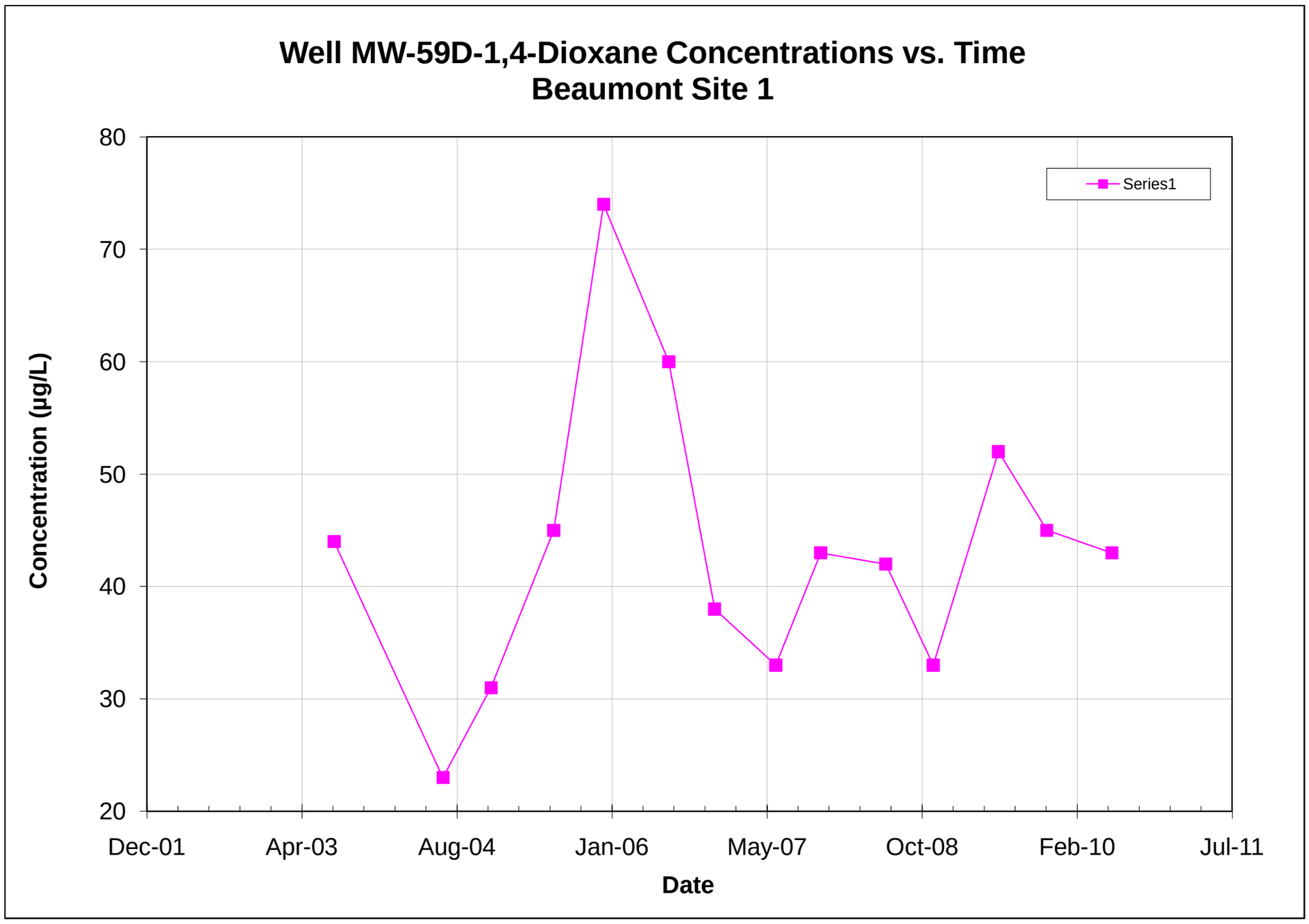

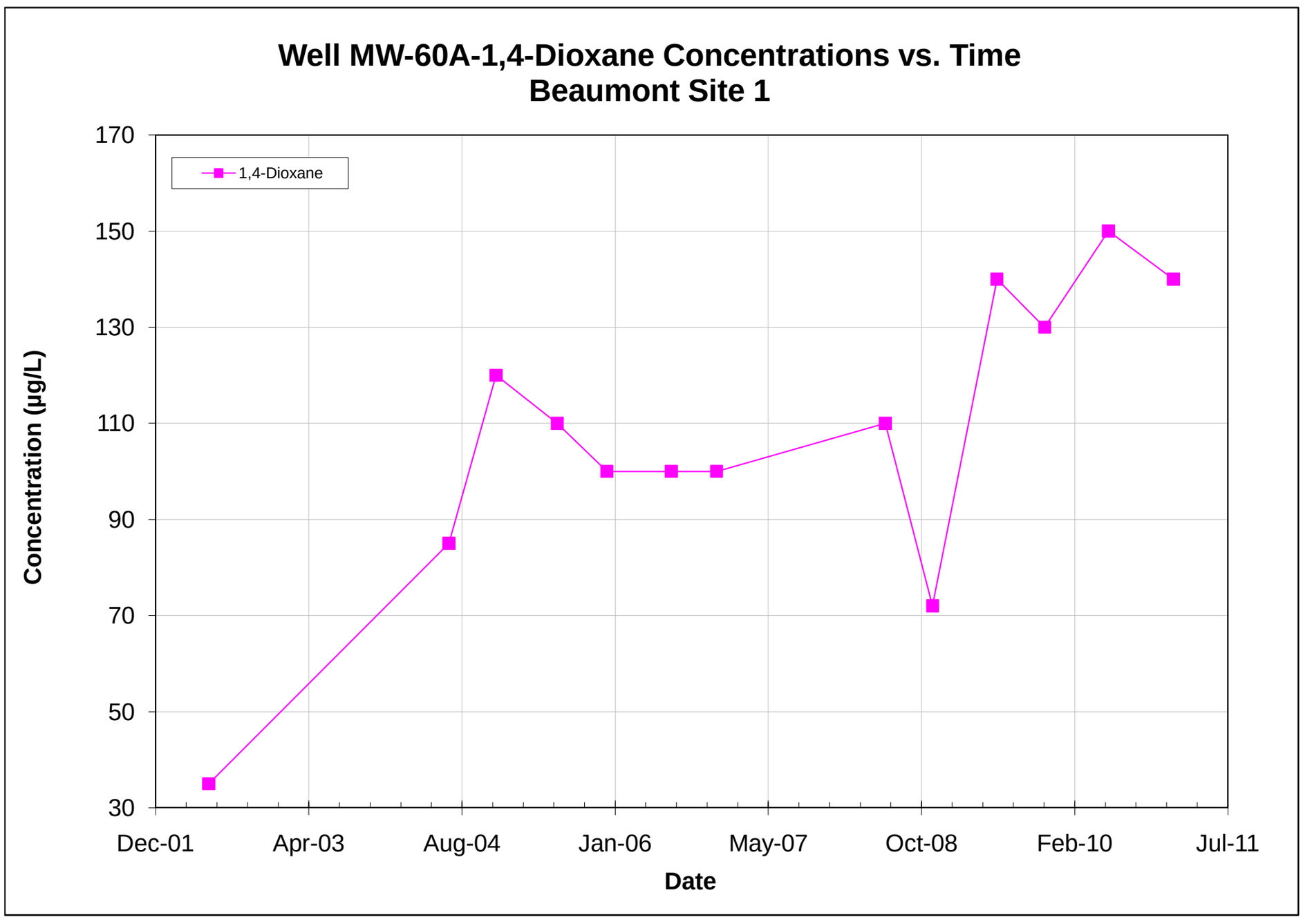

Note: All non-detections are set to zero for graphing purposes.

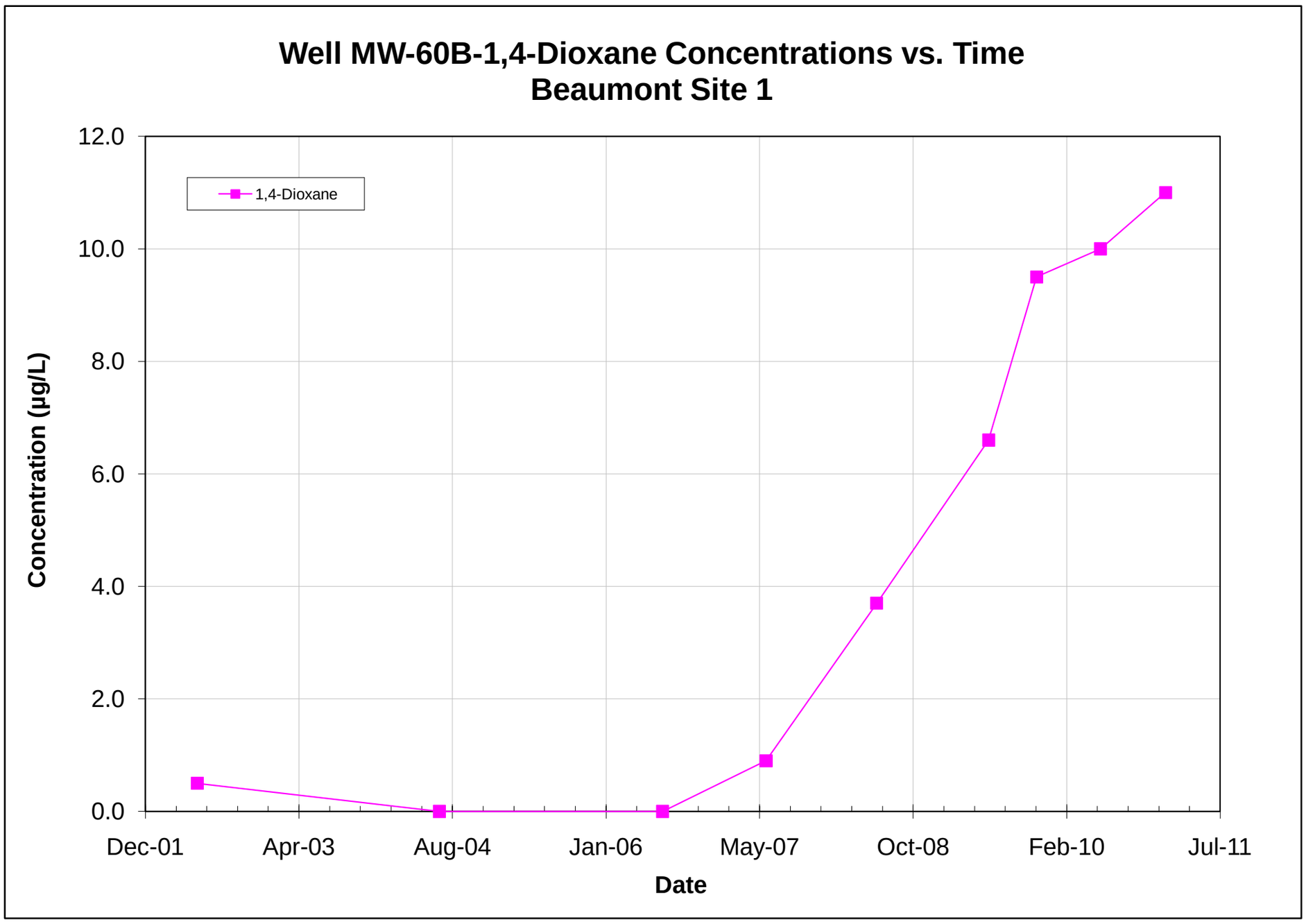

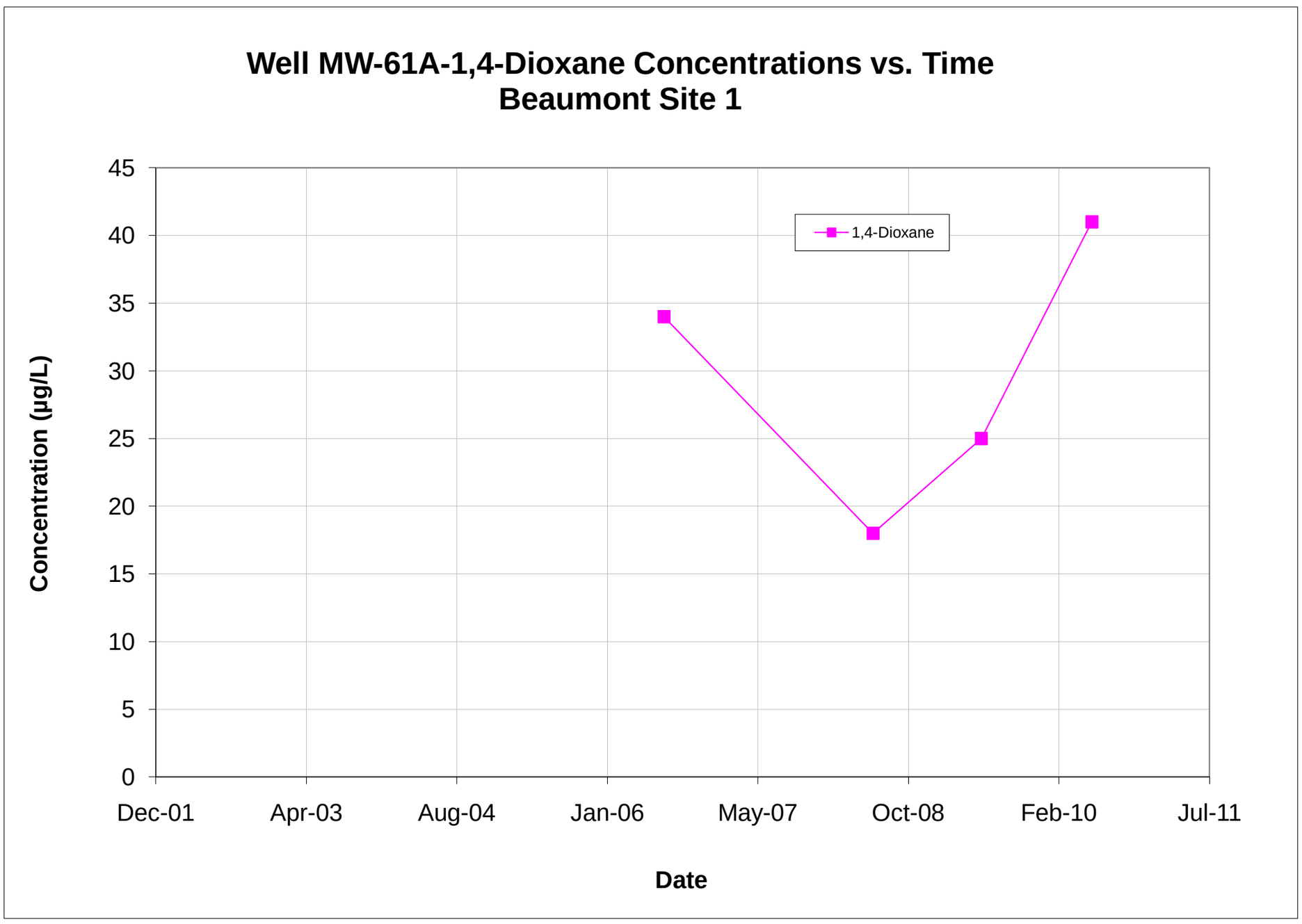

Note: All non-detections are set to zero for graphing purposes.

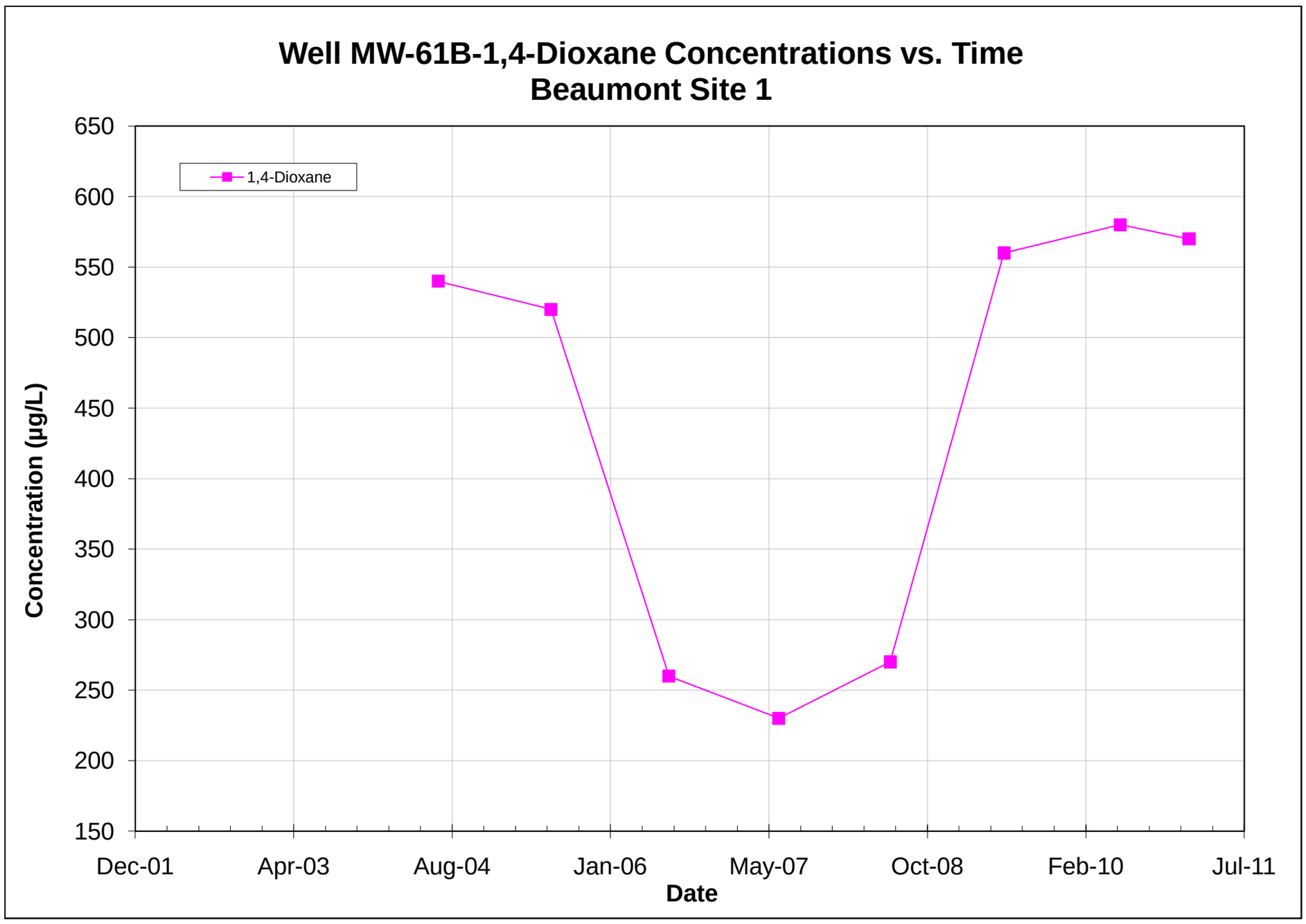

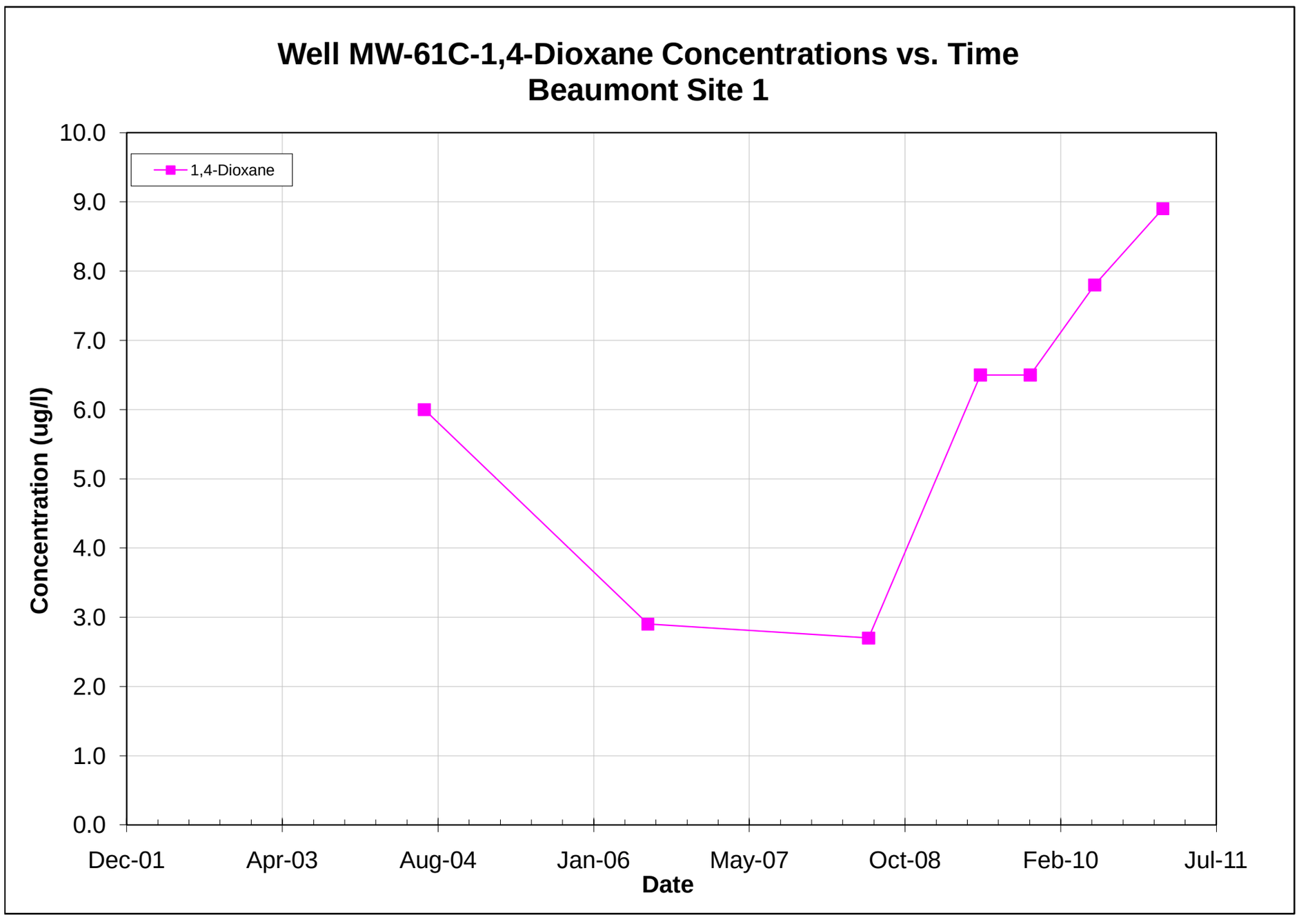

Note: All non-detections are set to zero for graphing purposes.

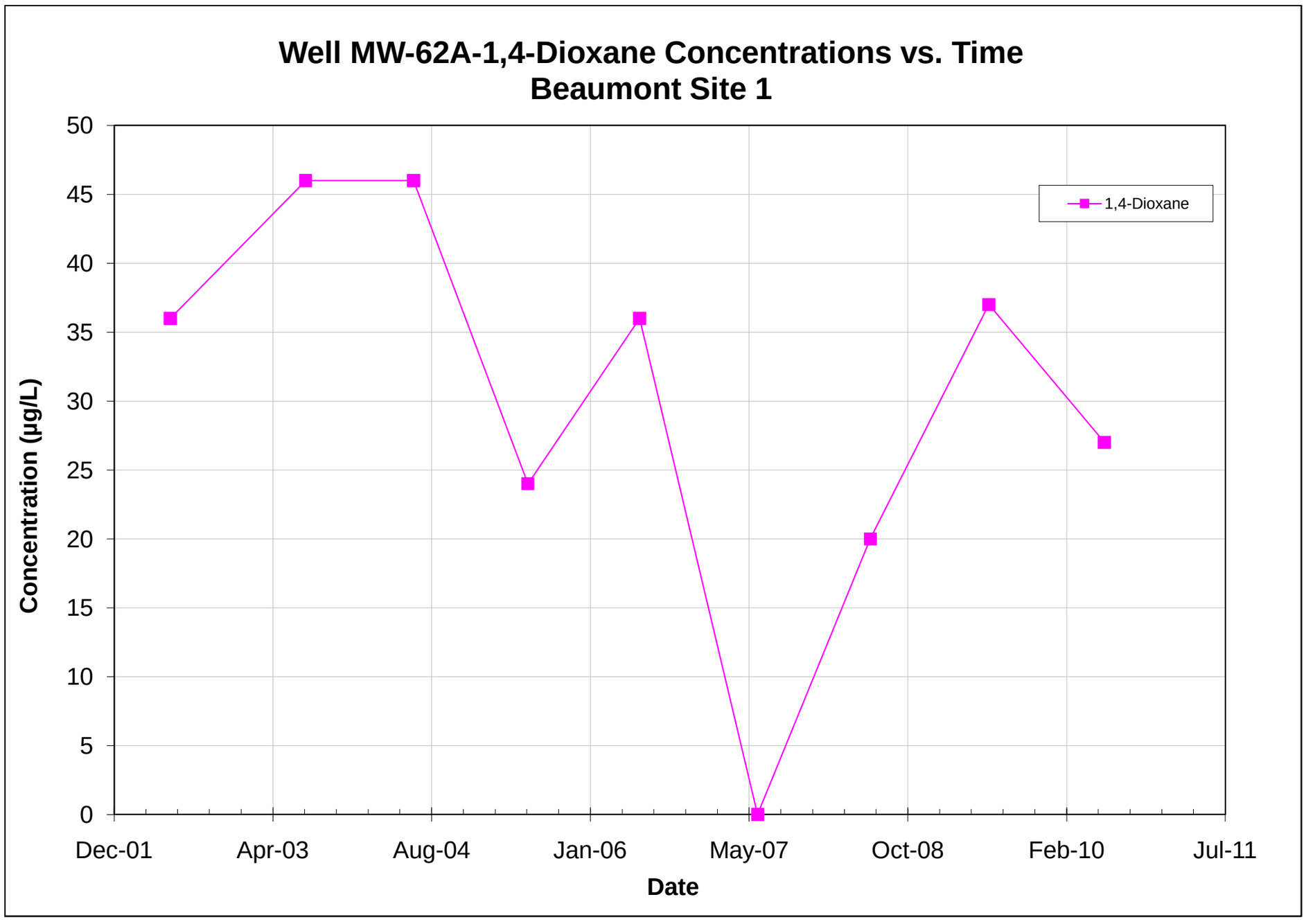

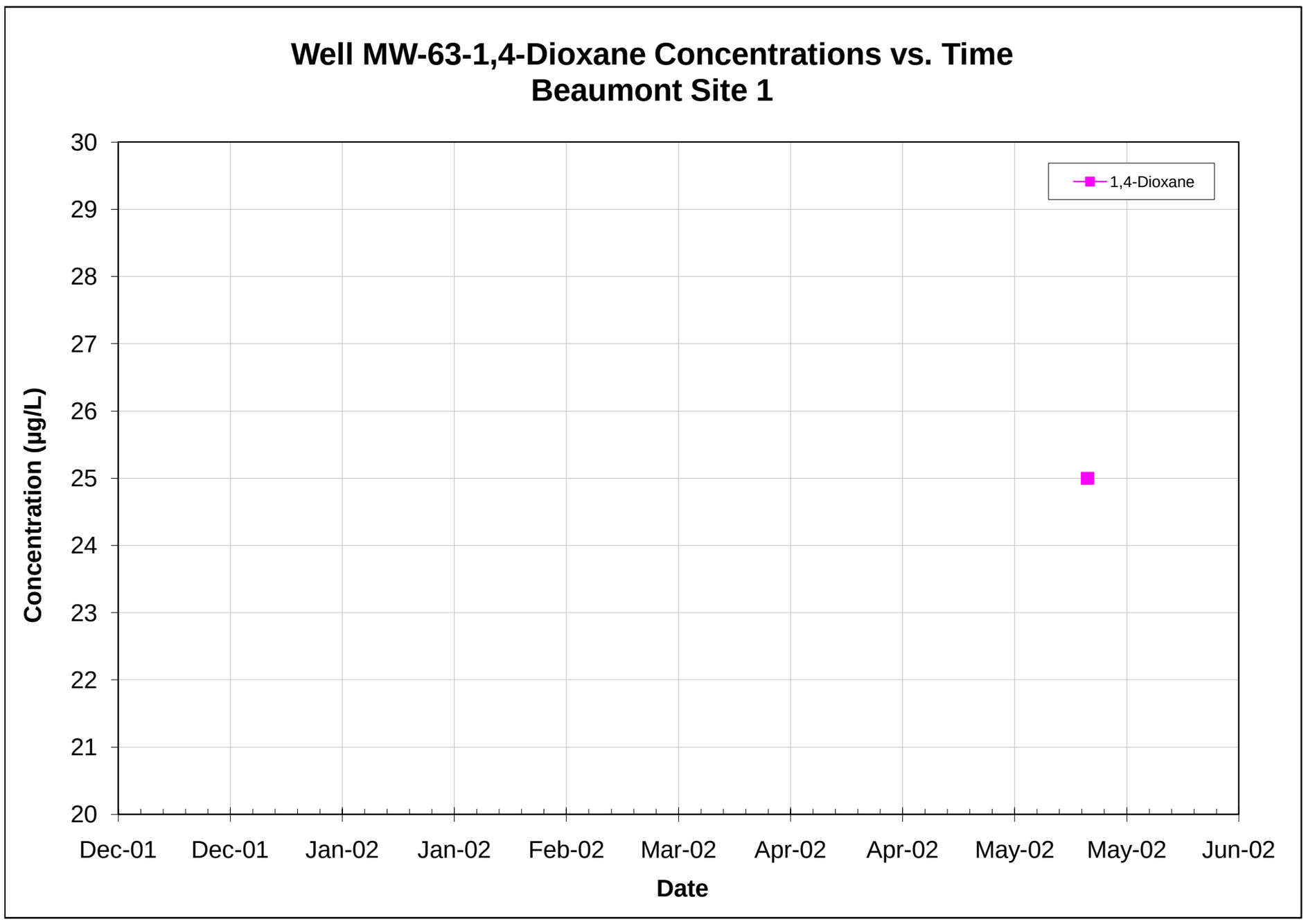

Note: All non-detections are set to zero for graphing purposes.

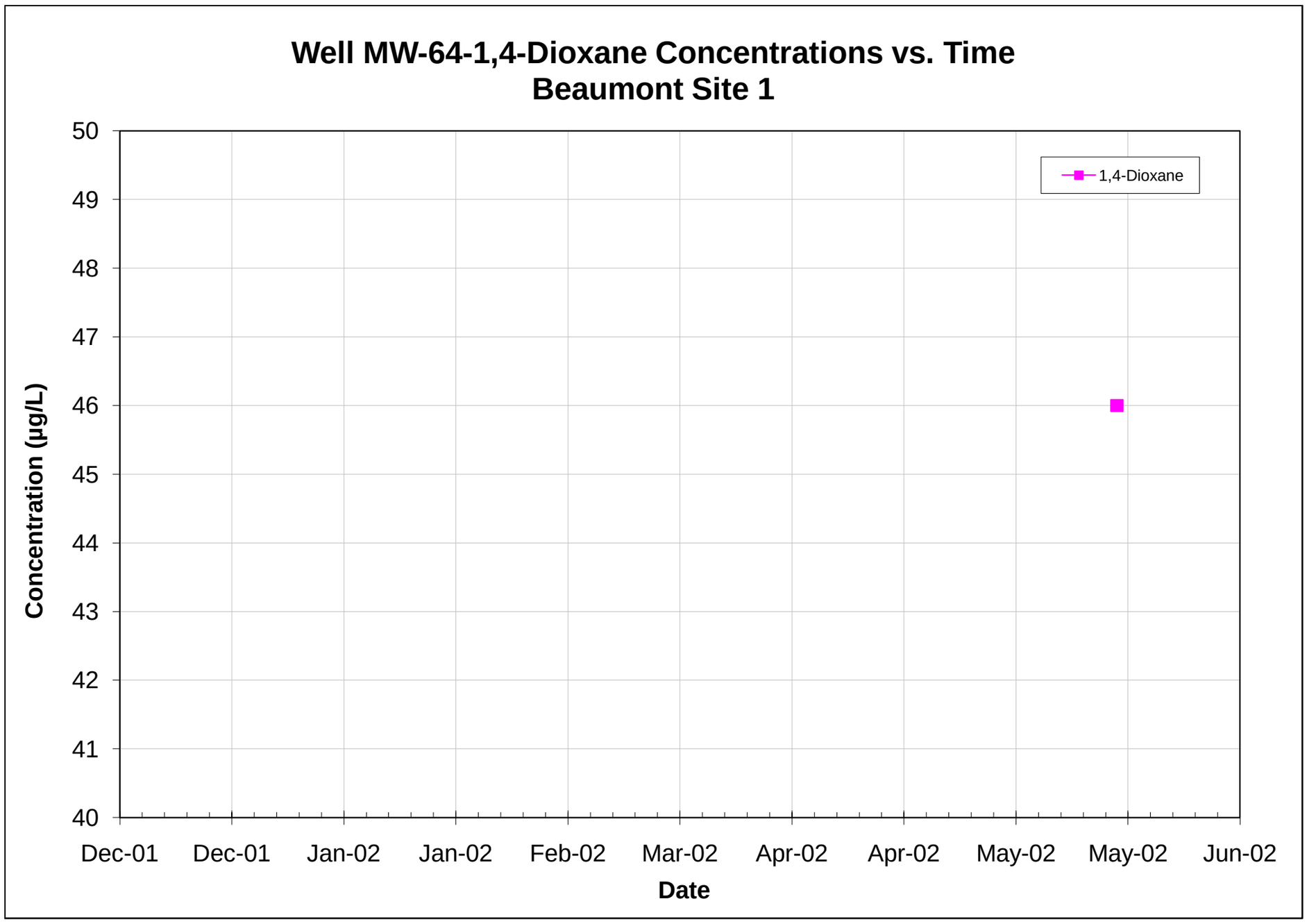

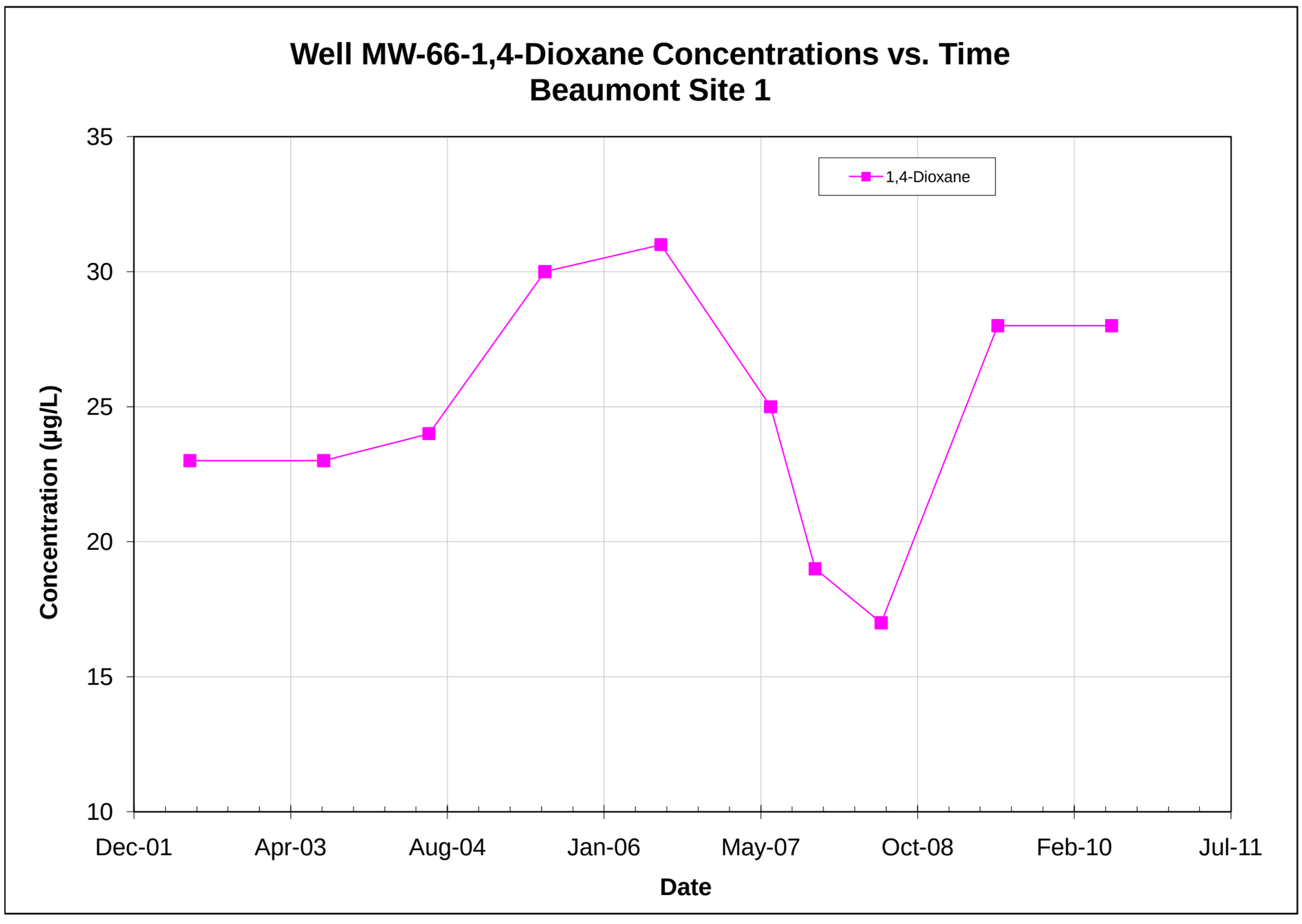

Note: All non-detections are set to zero for graphing purposes.

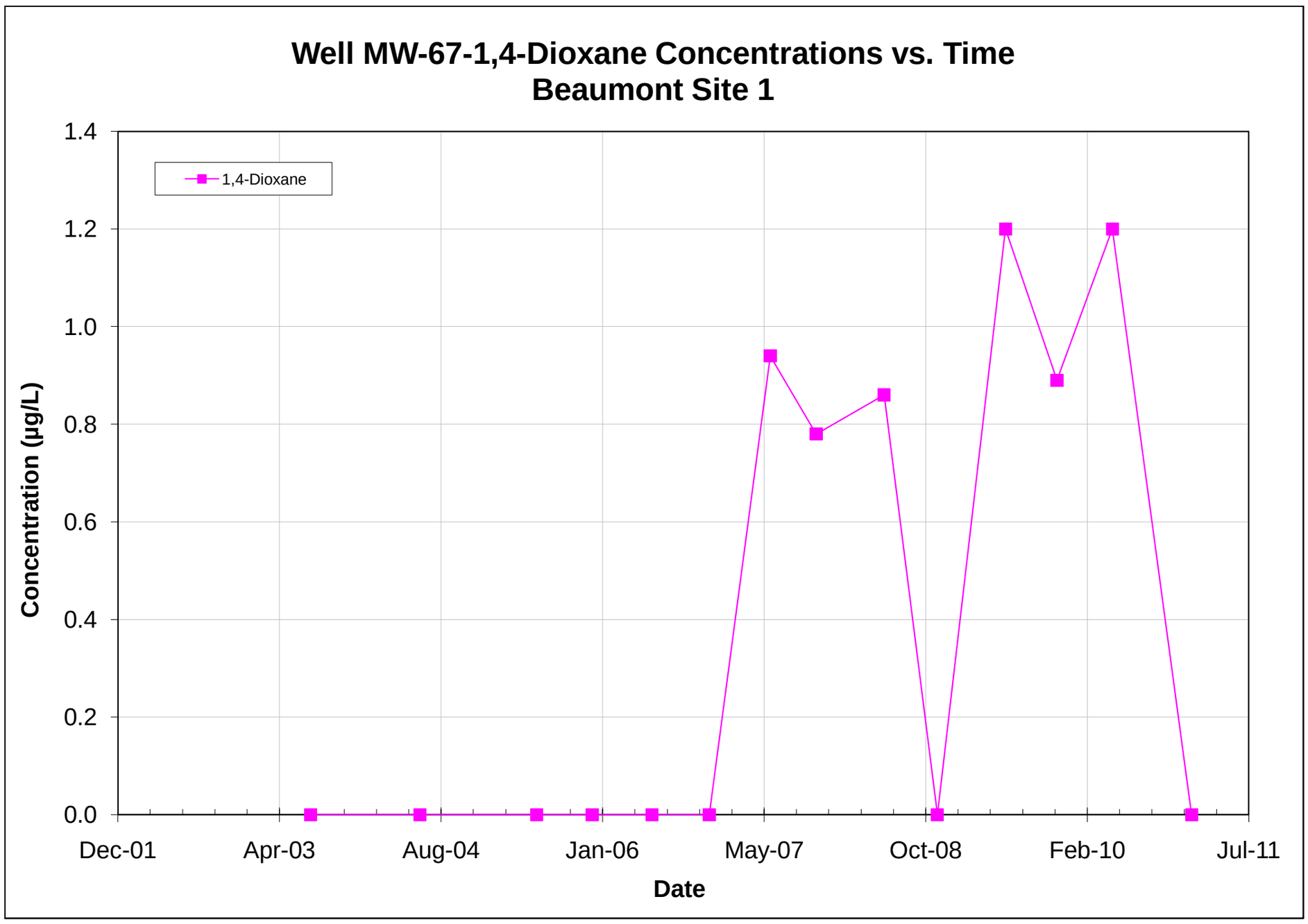

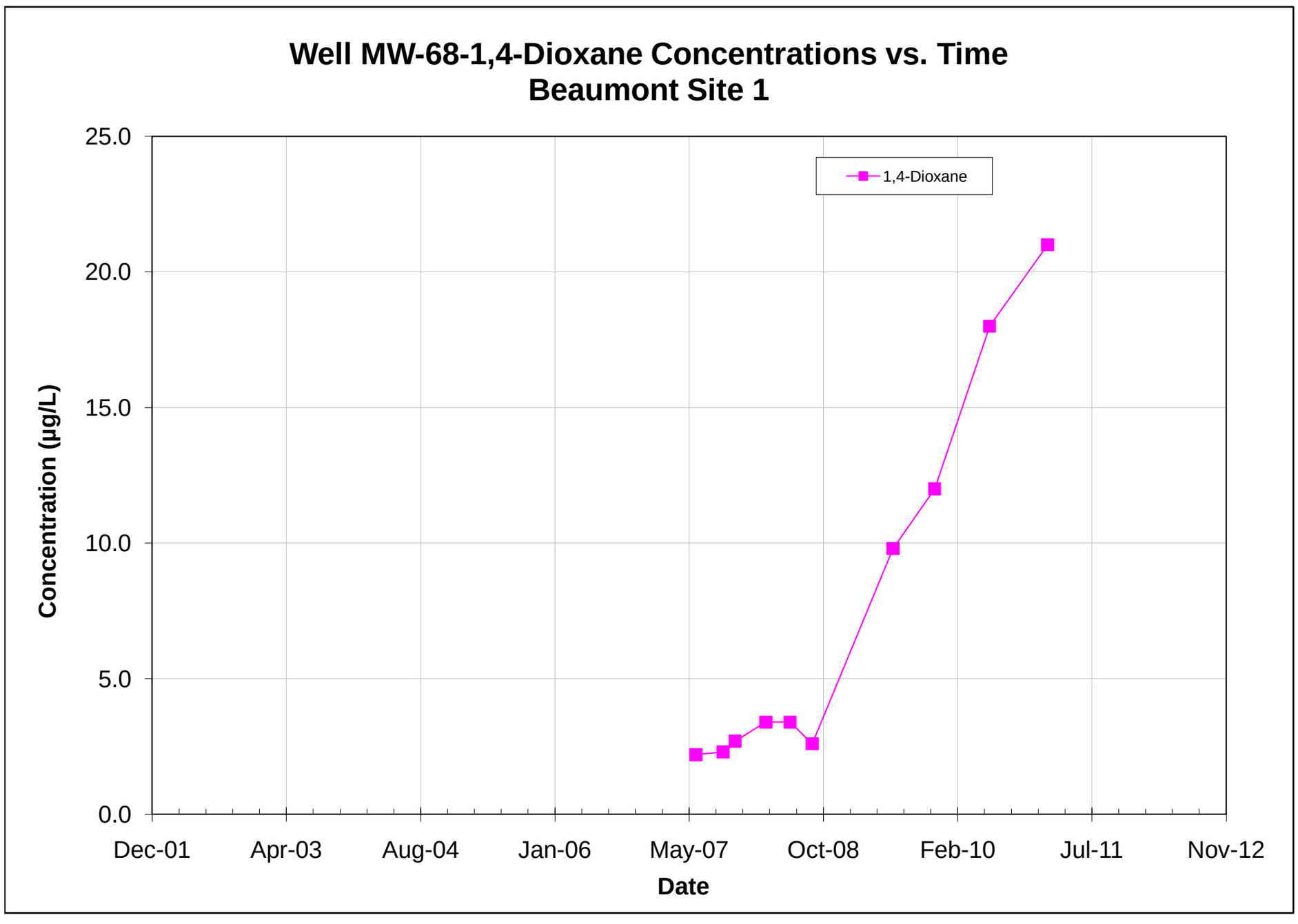

Note: All non-detections are set to zero for graphing purposes.

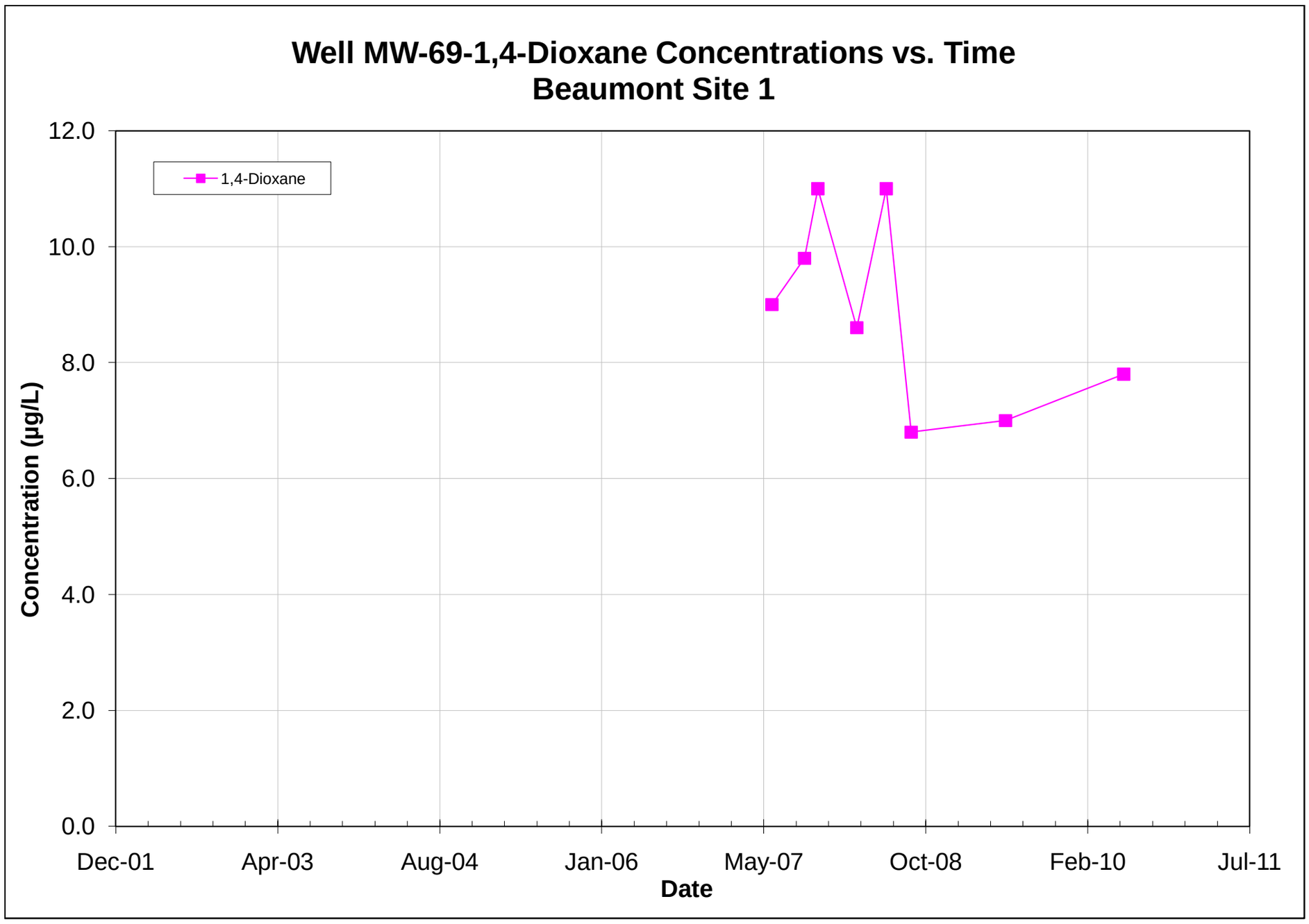

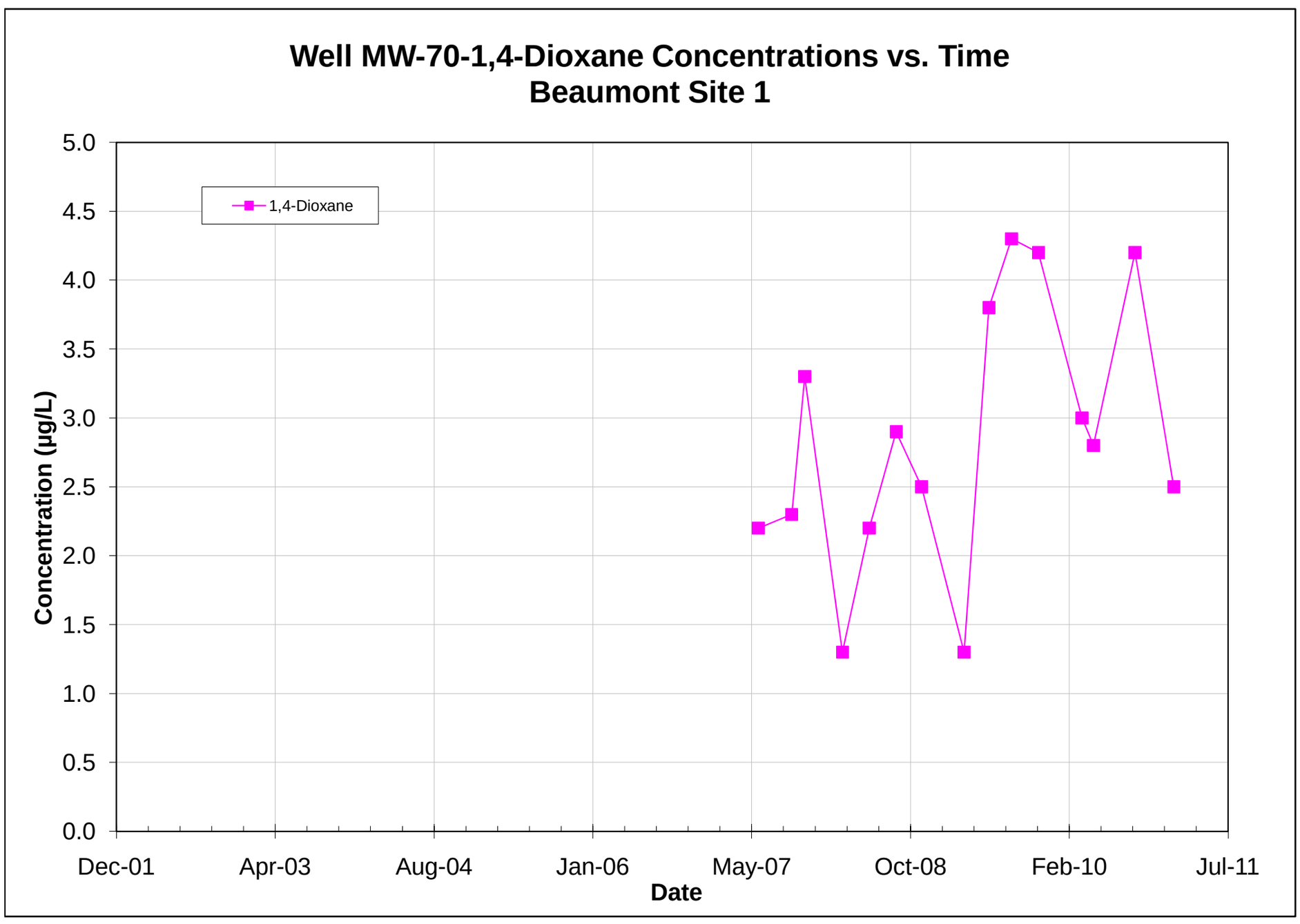

Note: All non-detections are set to zero for graphing purposes.

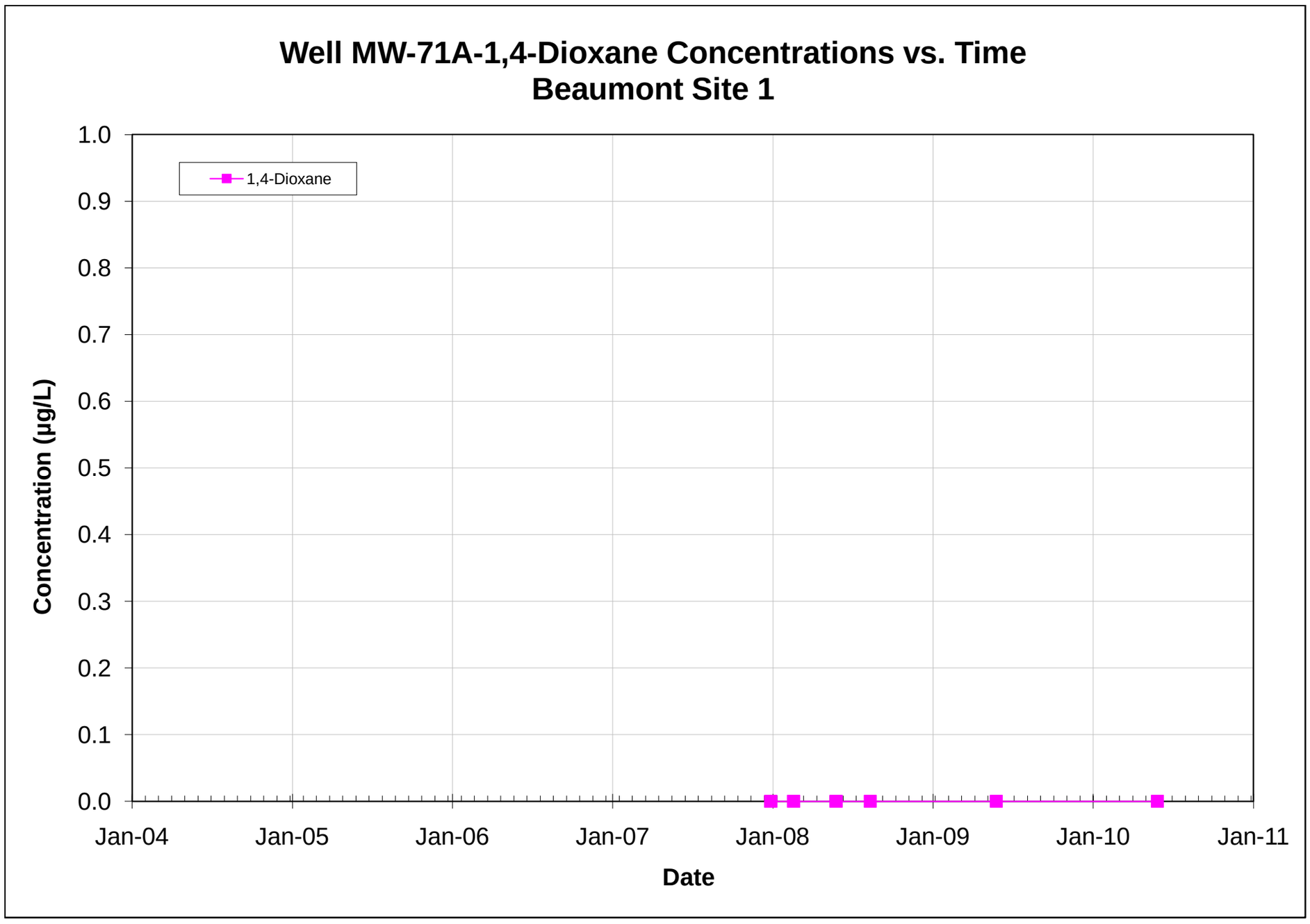

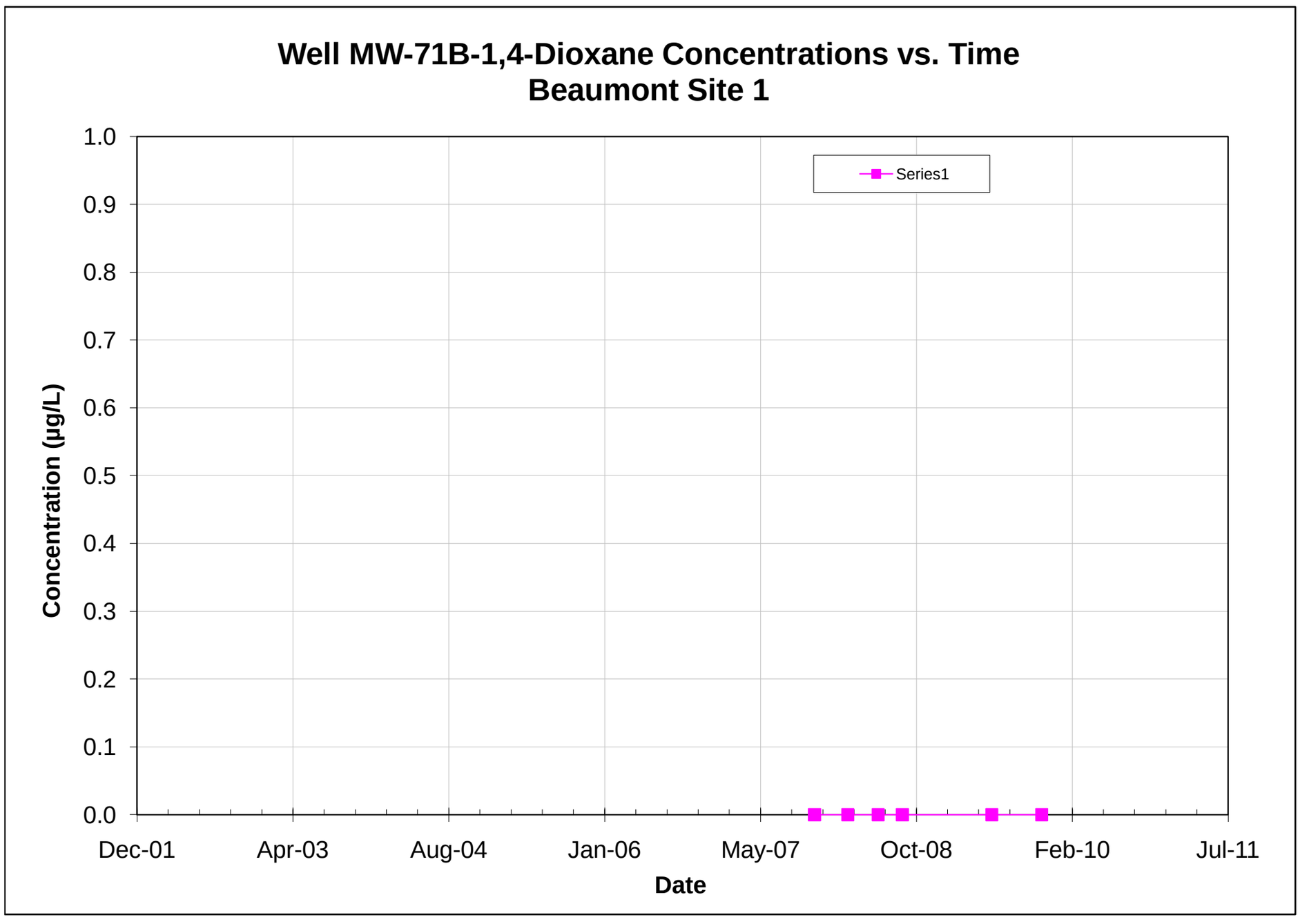

Note: All non-detections are set to zero for graphing purposes.

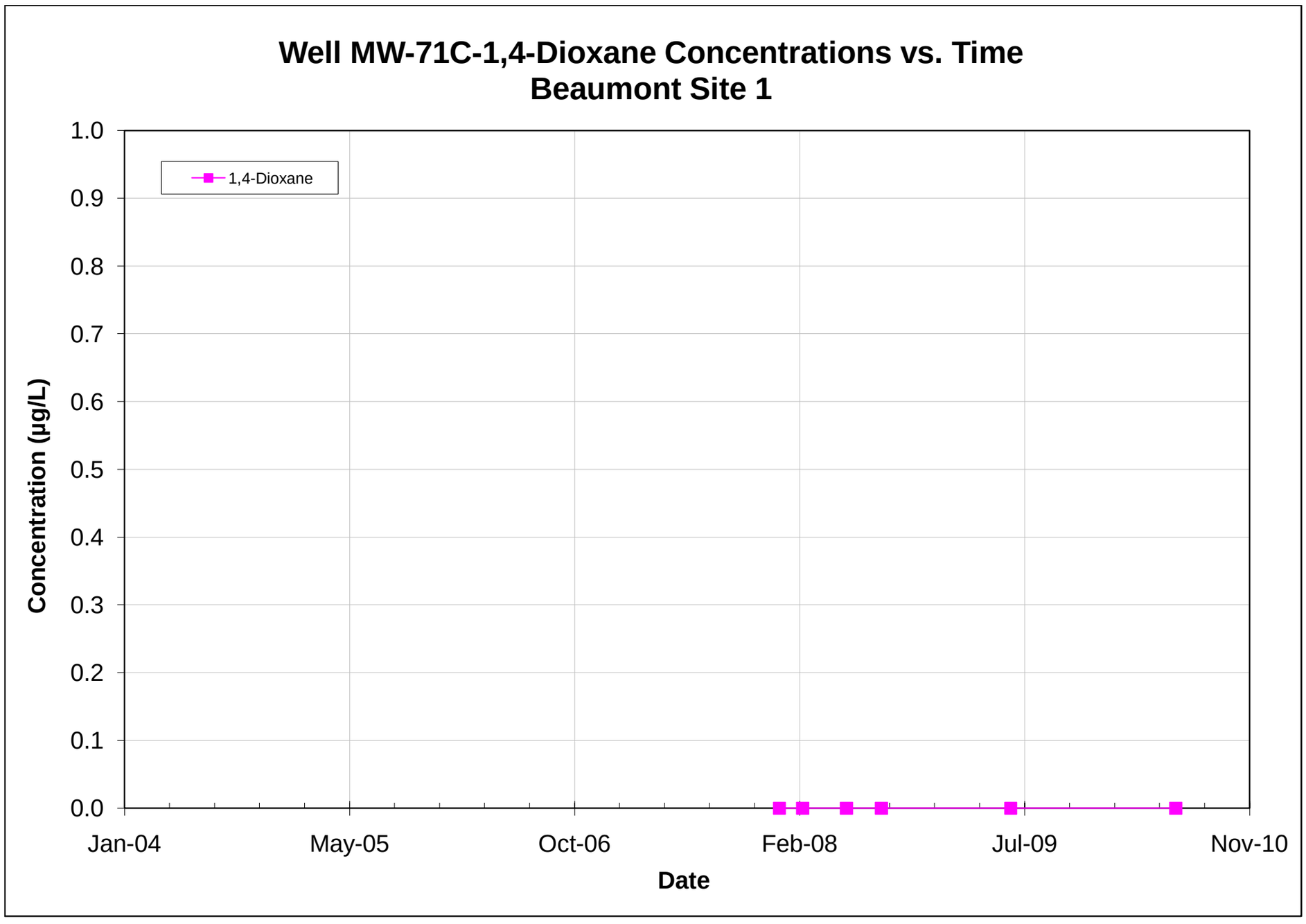

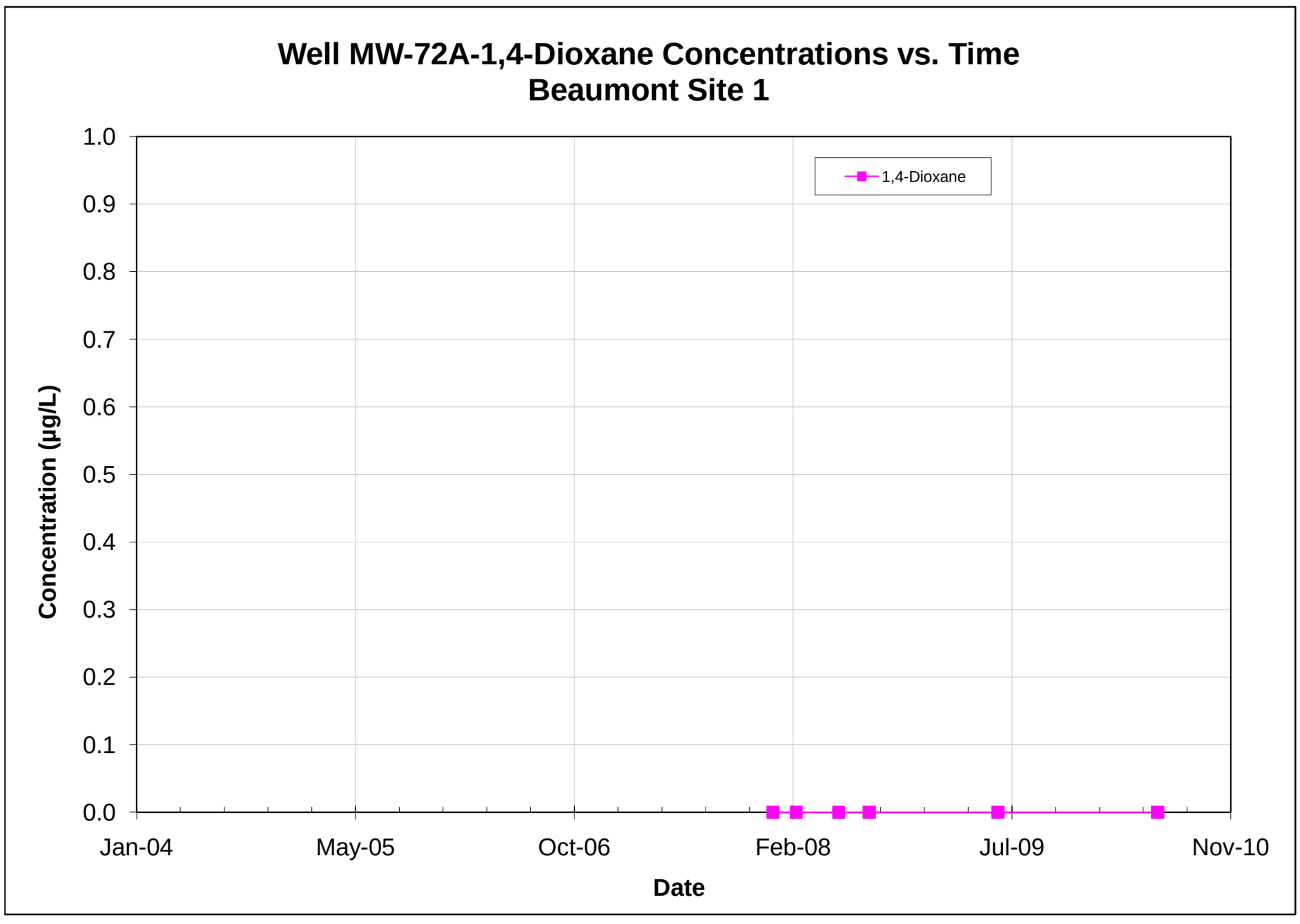

Note: All non-detections are set to zero for graphing purposes.

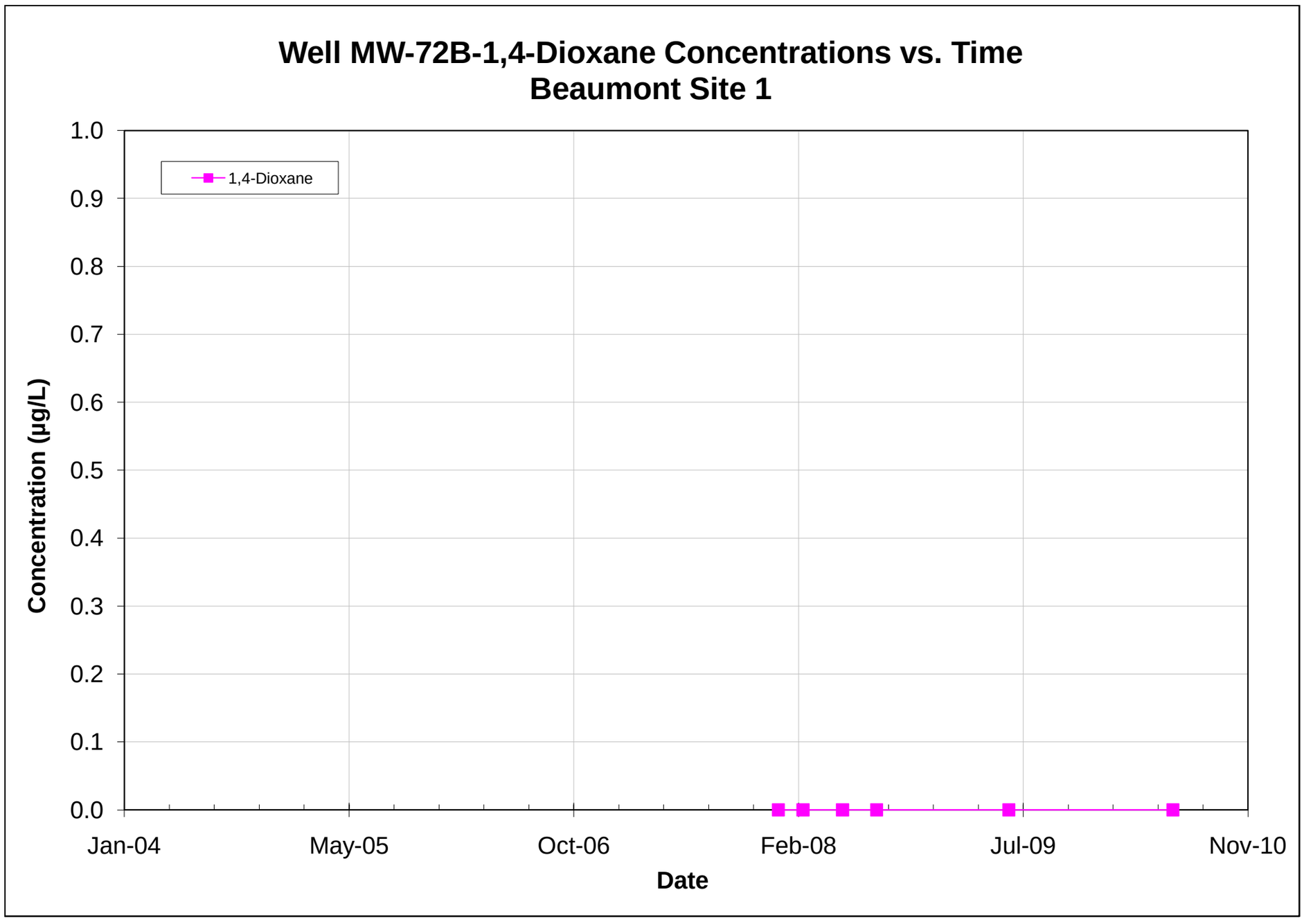

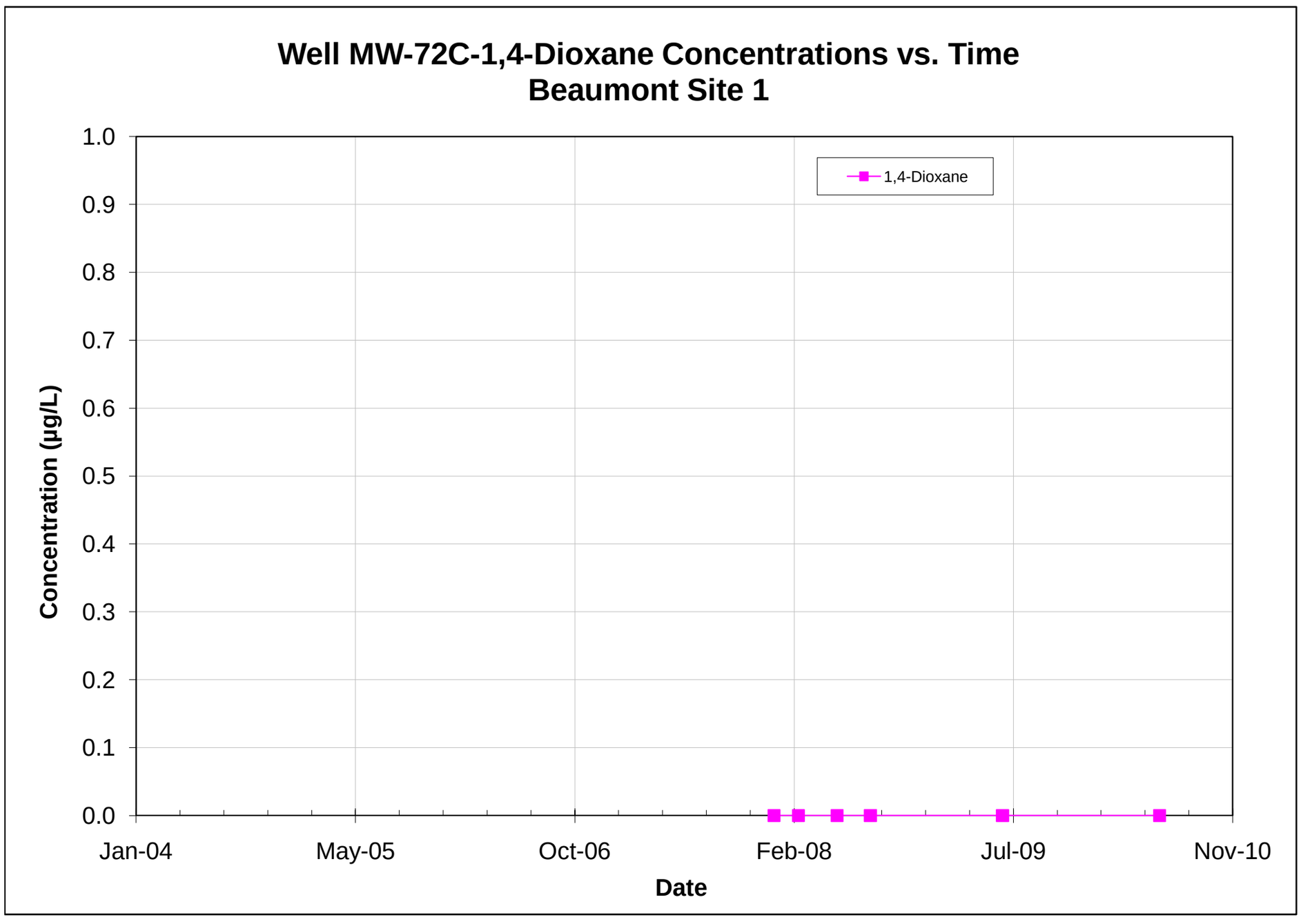

Note: All non-detections are set to zero for graphing purposes.

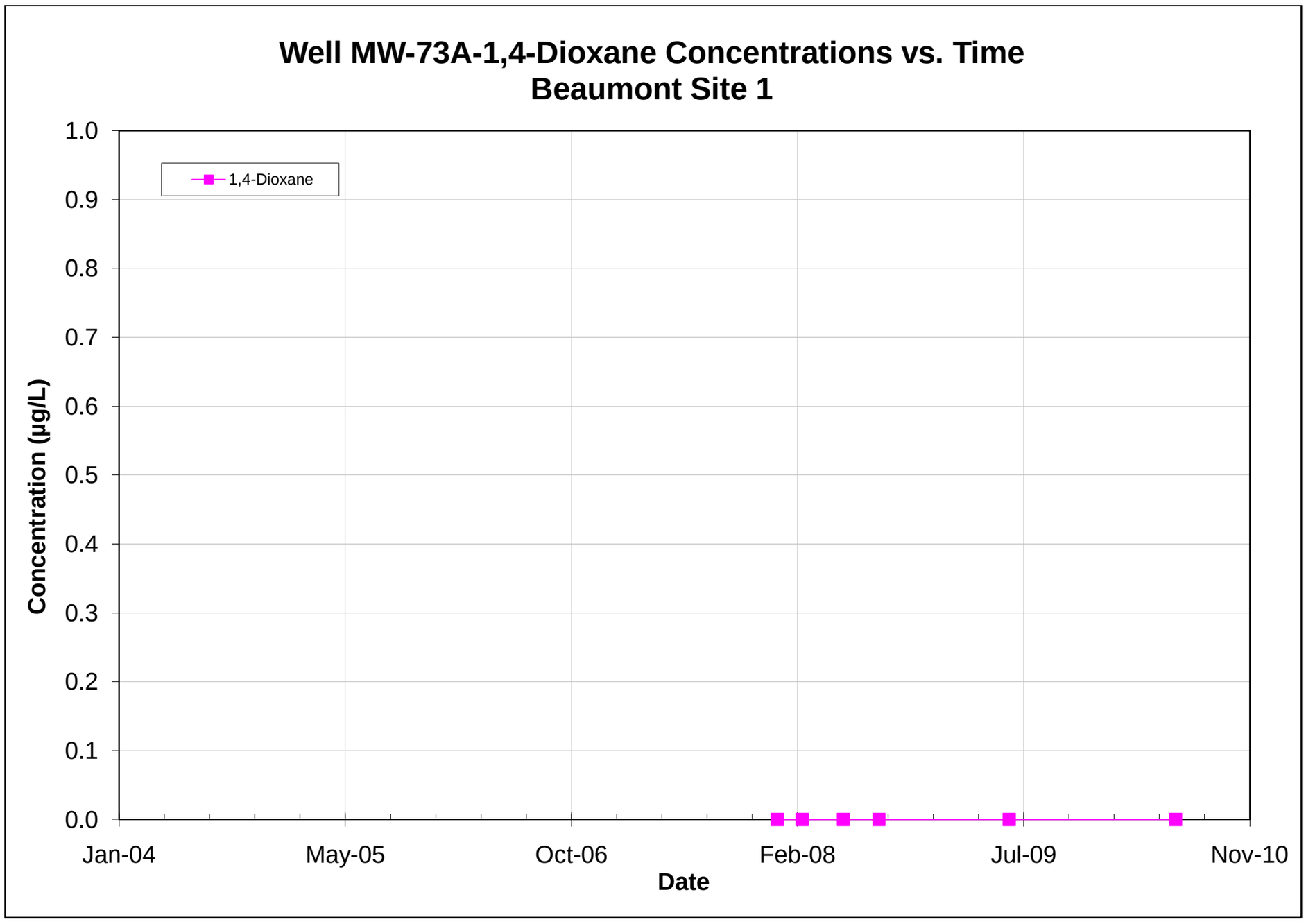

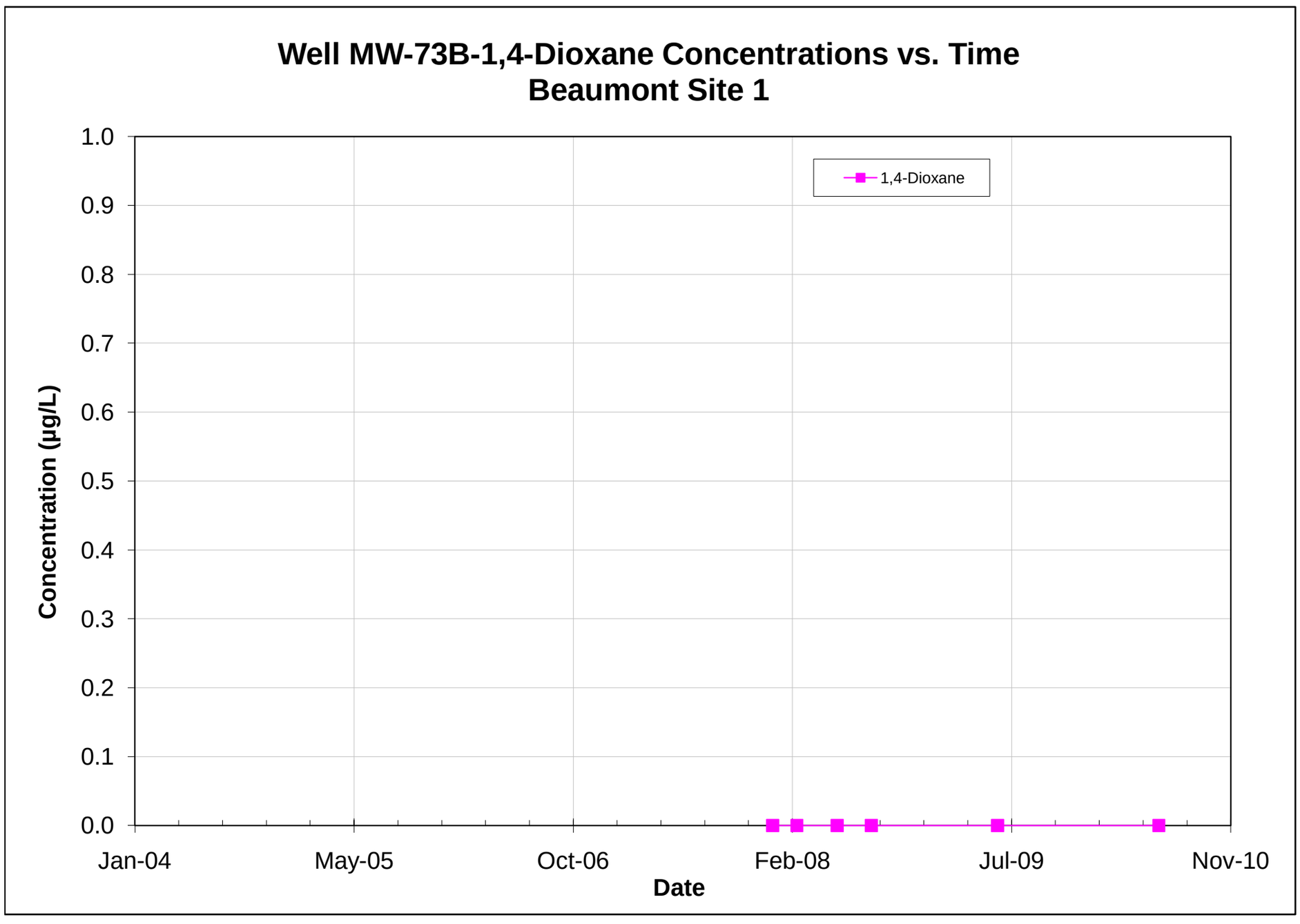

Note: All non-detections are set to zero for graphing purposes.

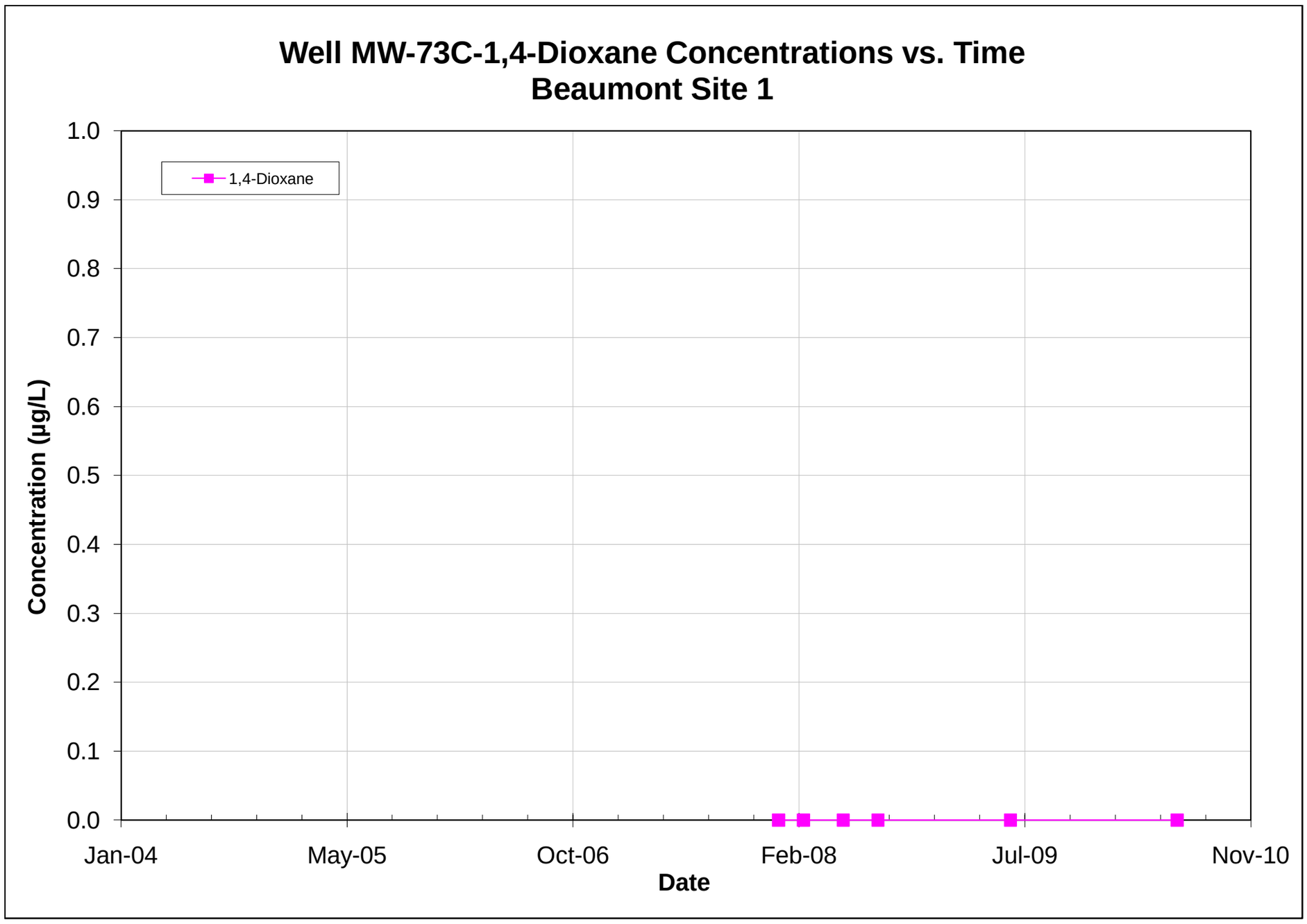

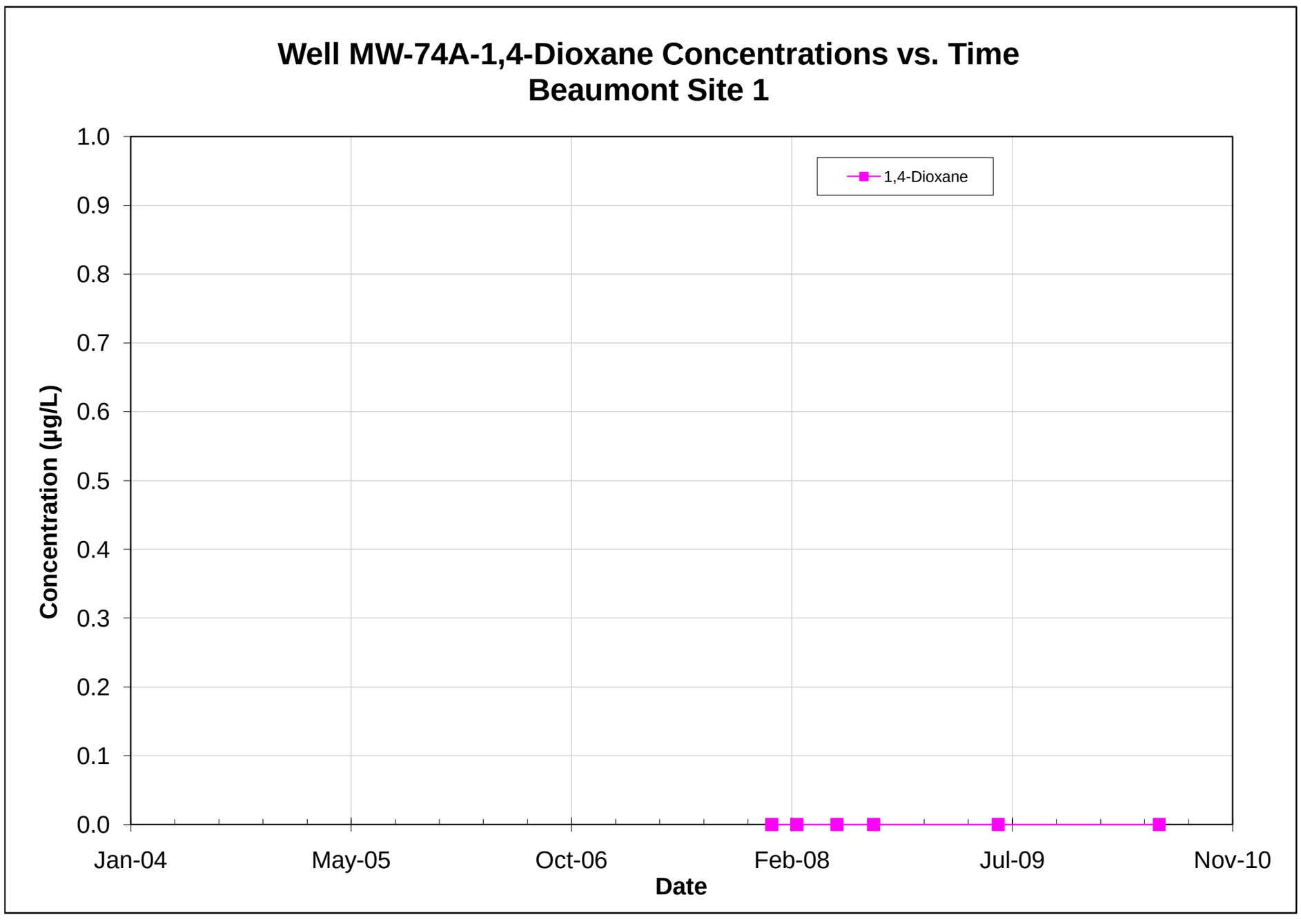

Note: All non-detections are set to zero for graphing purposes.

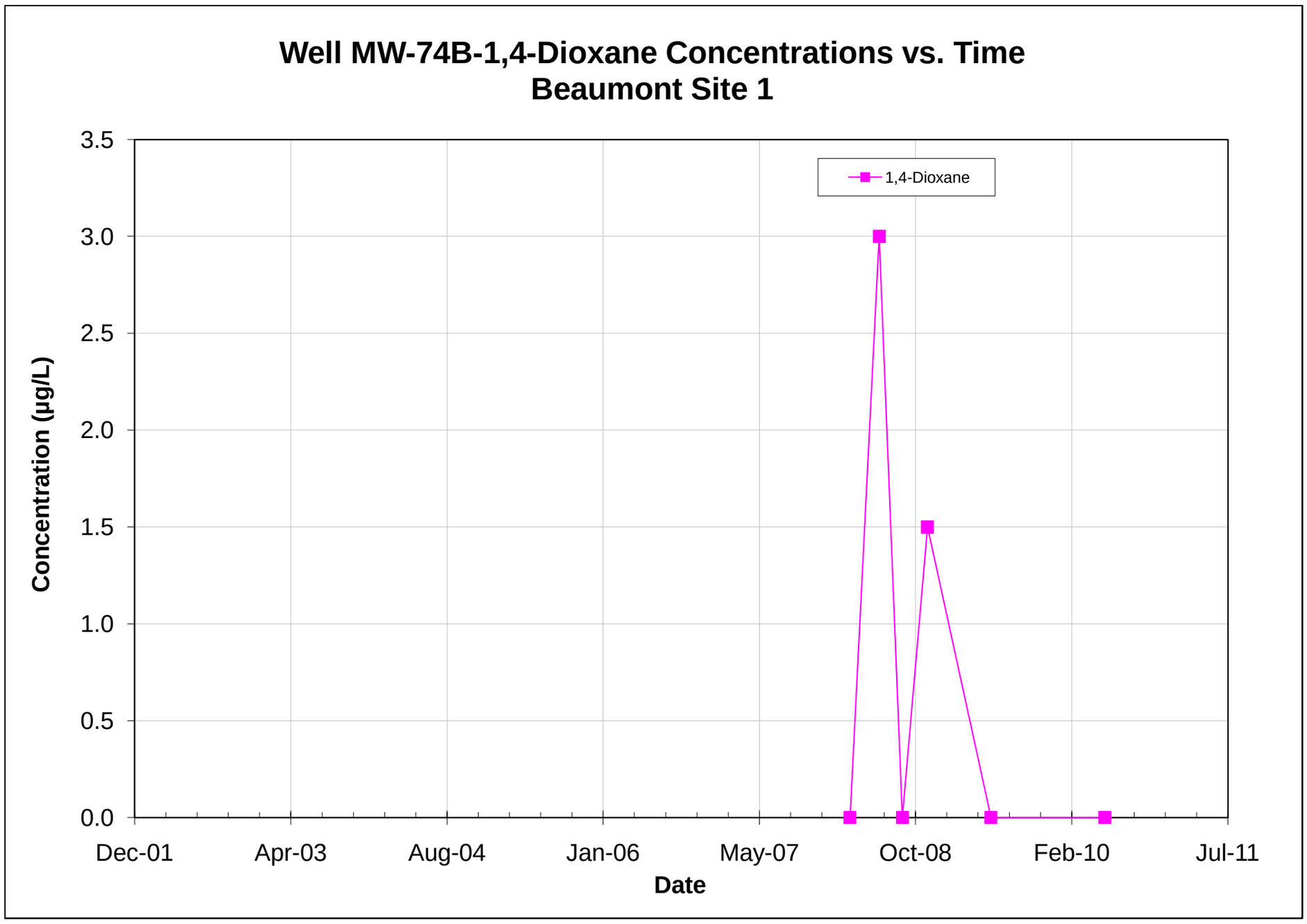

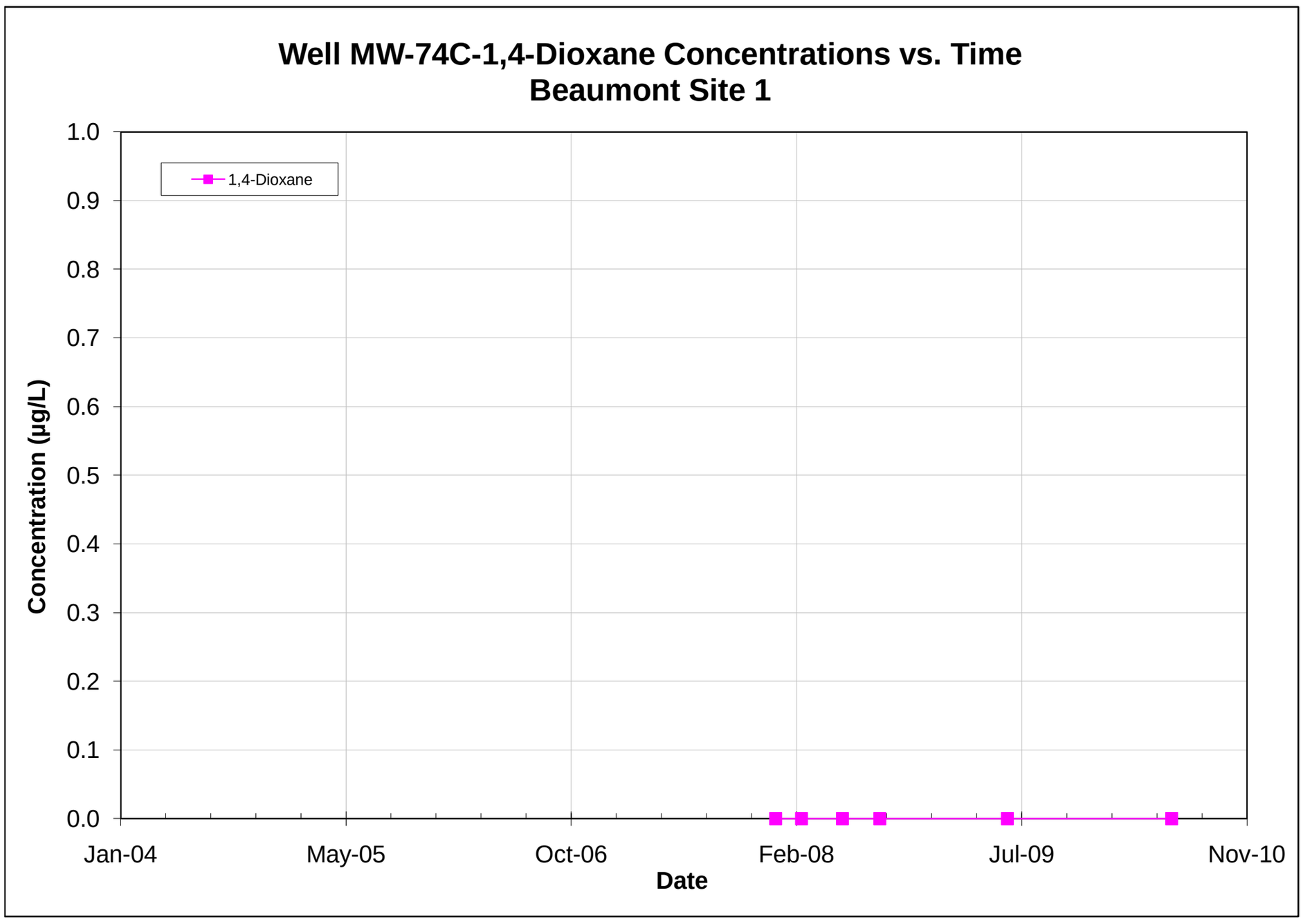

Note: All non-detections are set to zero for graphing purposes.

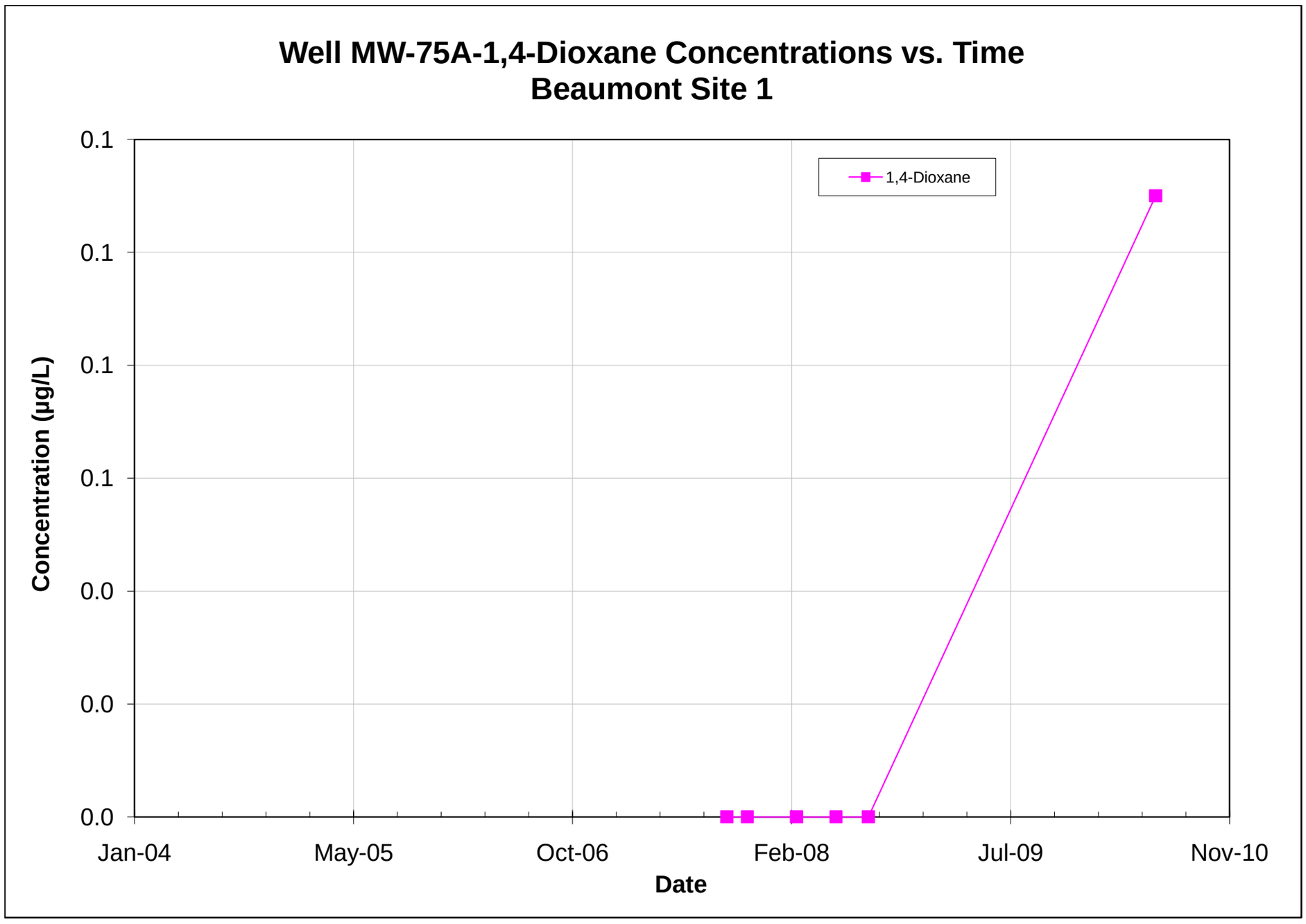

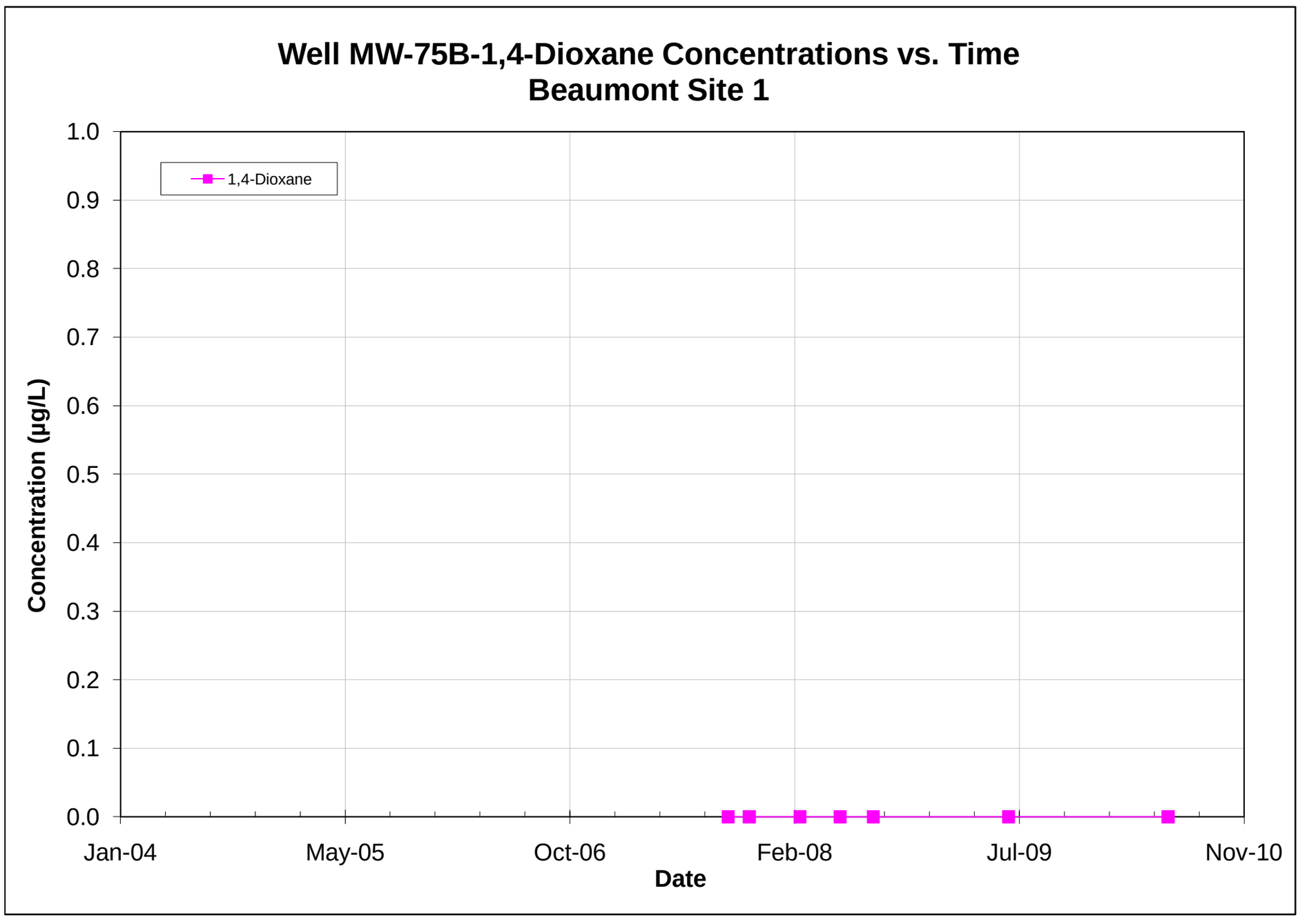

Note: All non-detections are set to zero for graphing purposes.

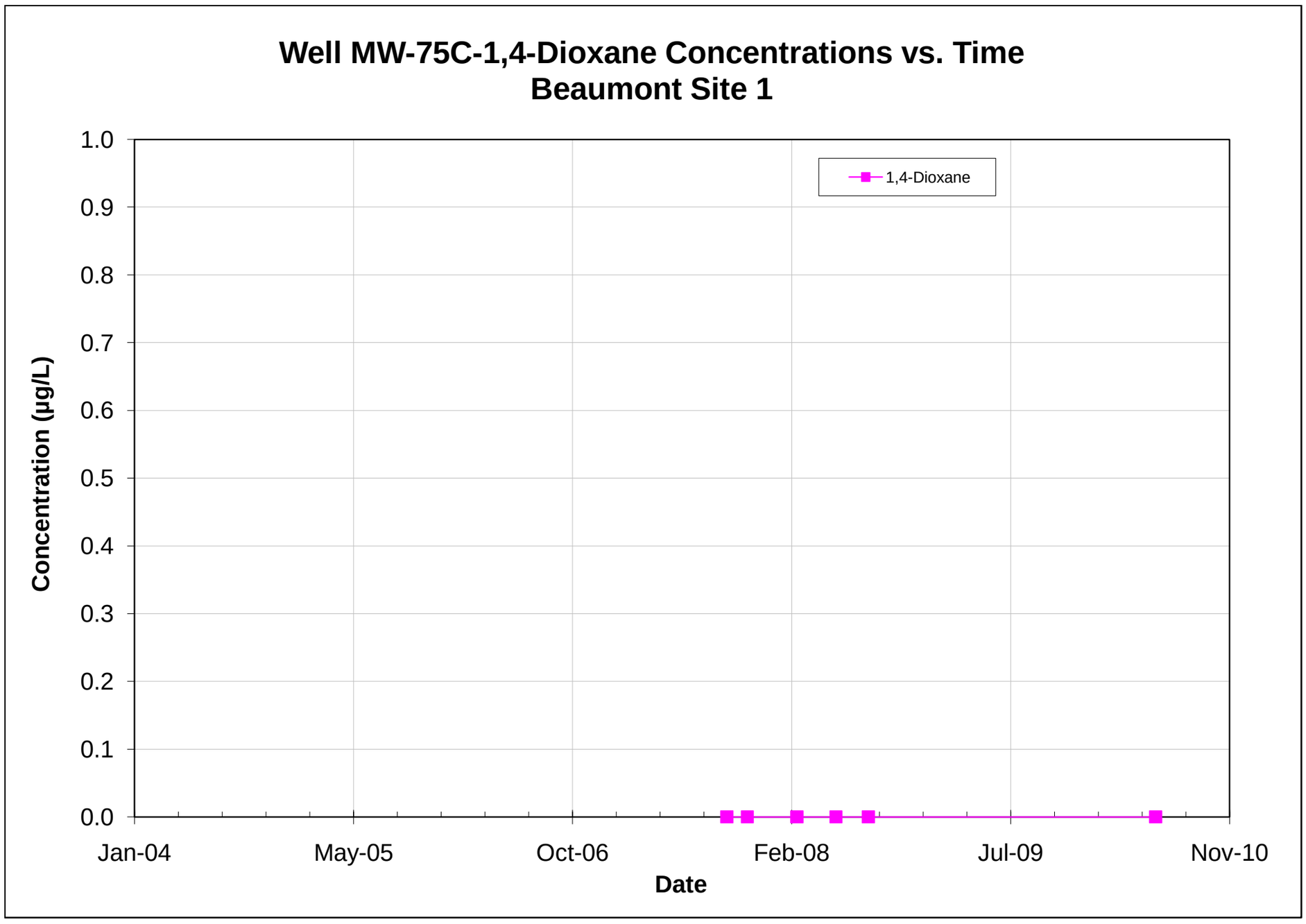

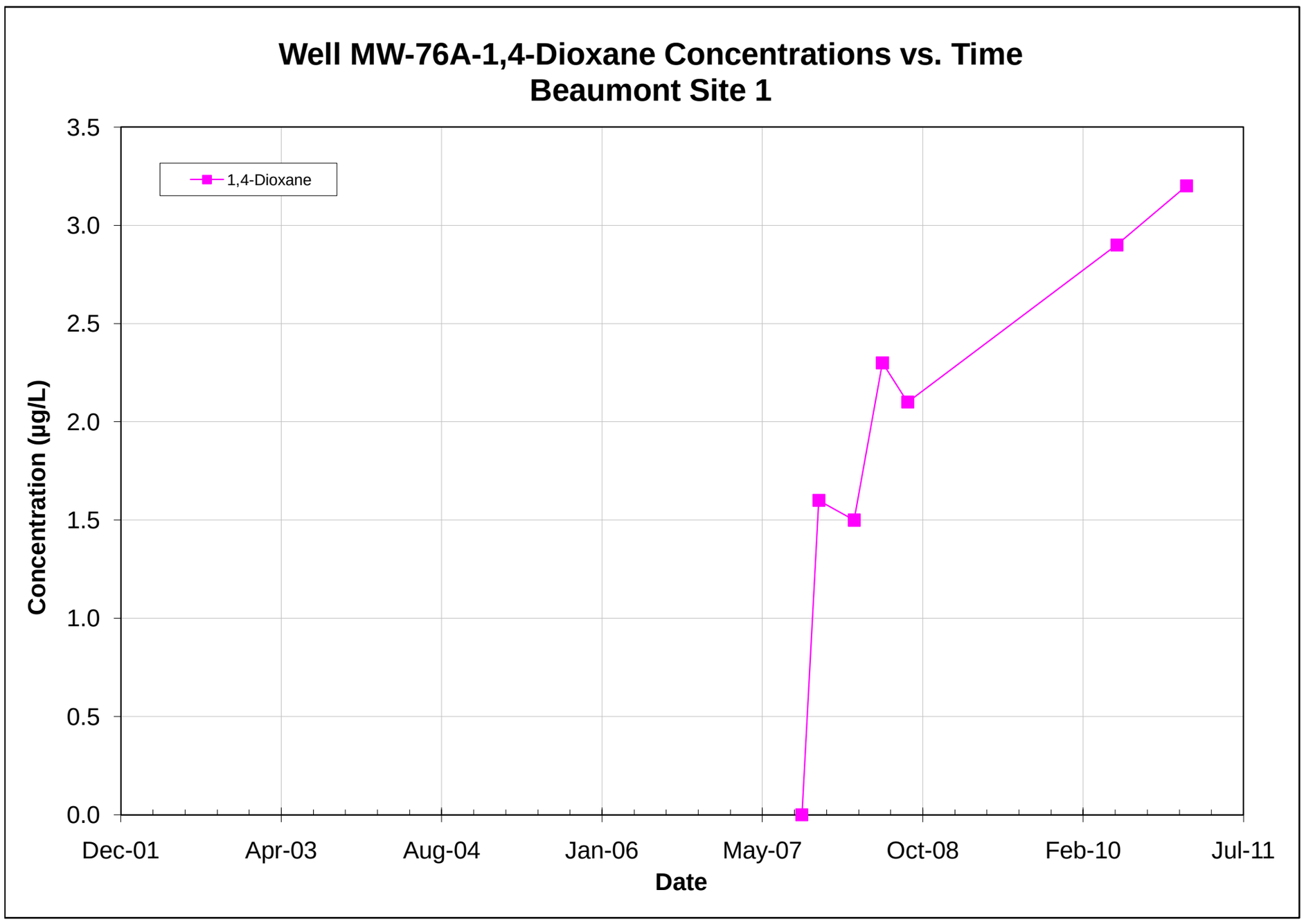

Note: All non-detections are set to zero for graphing purposes.

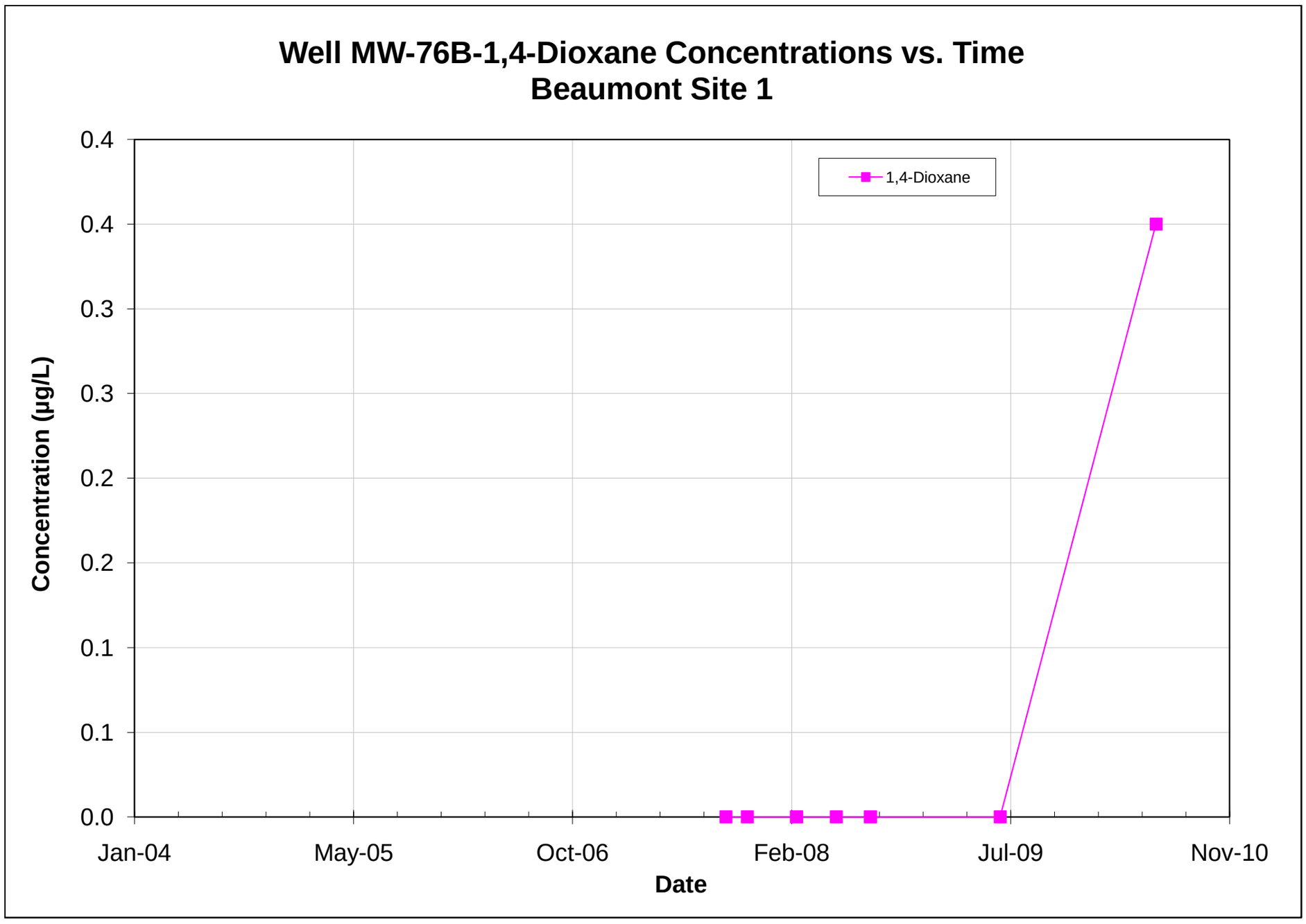

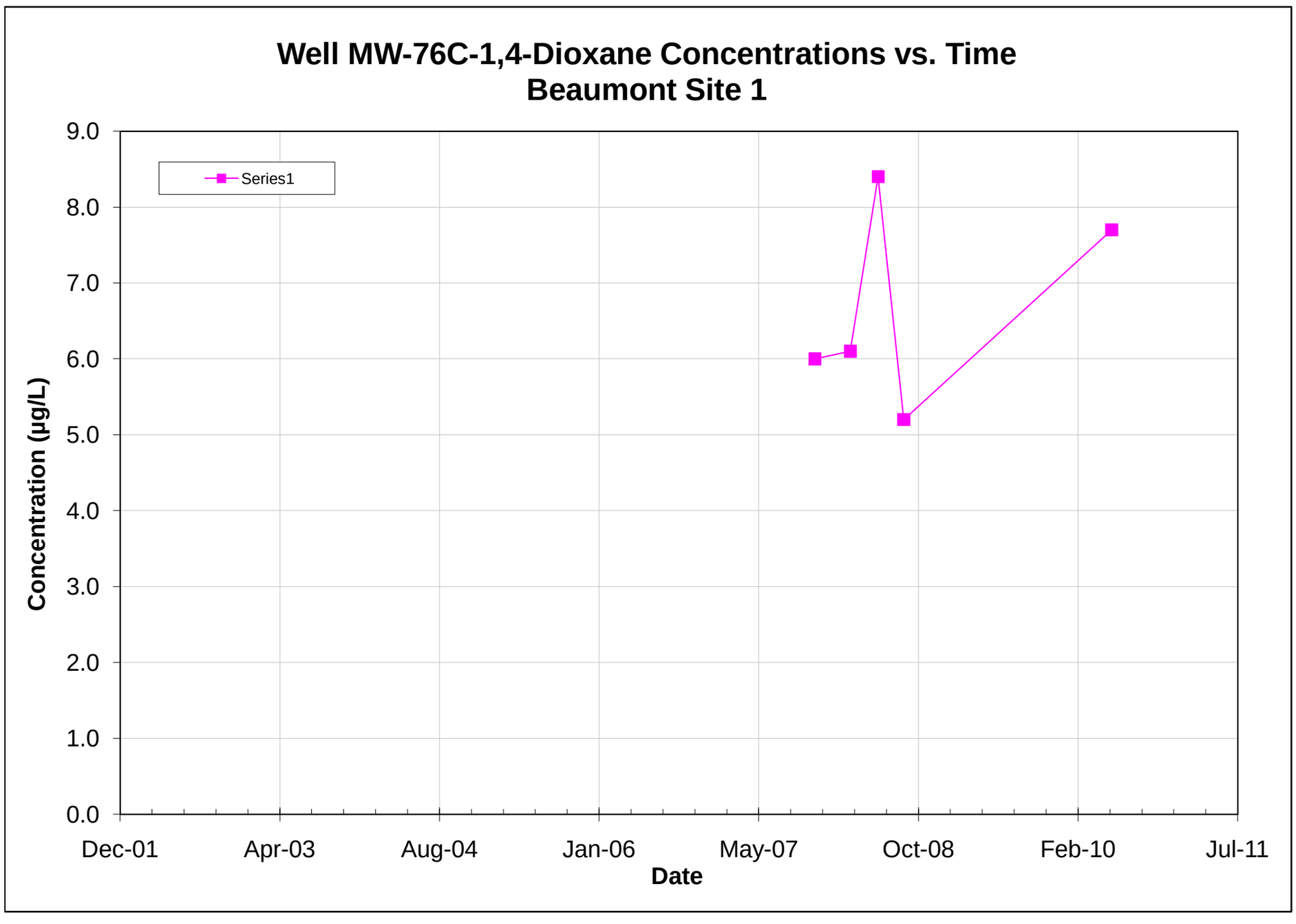

Note: All non-detections are set to zero for graphing purposes.

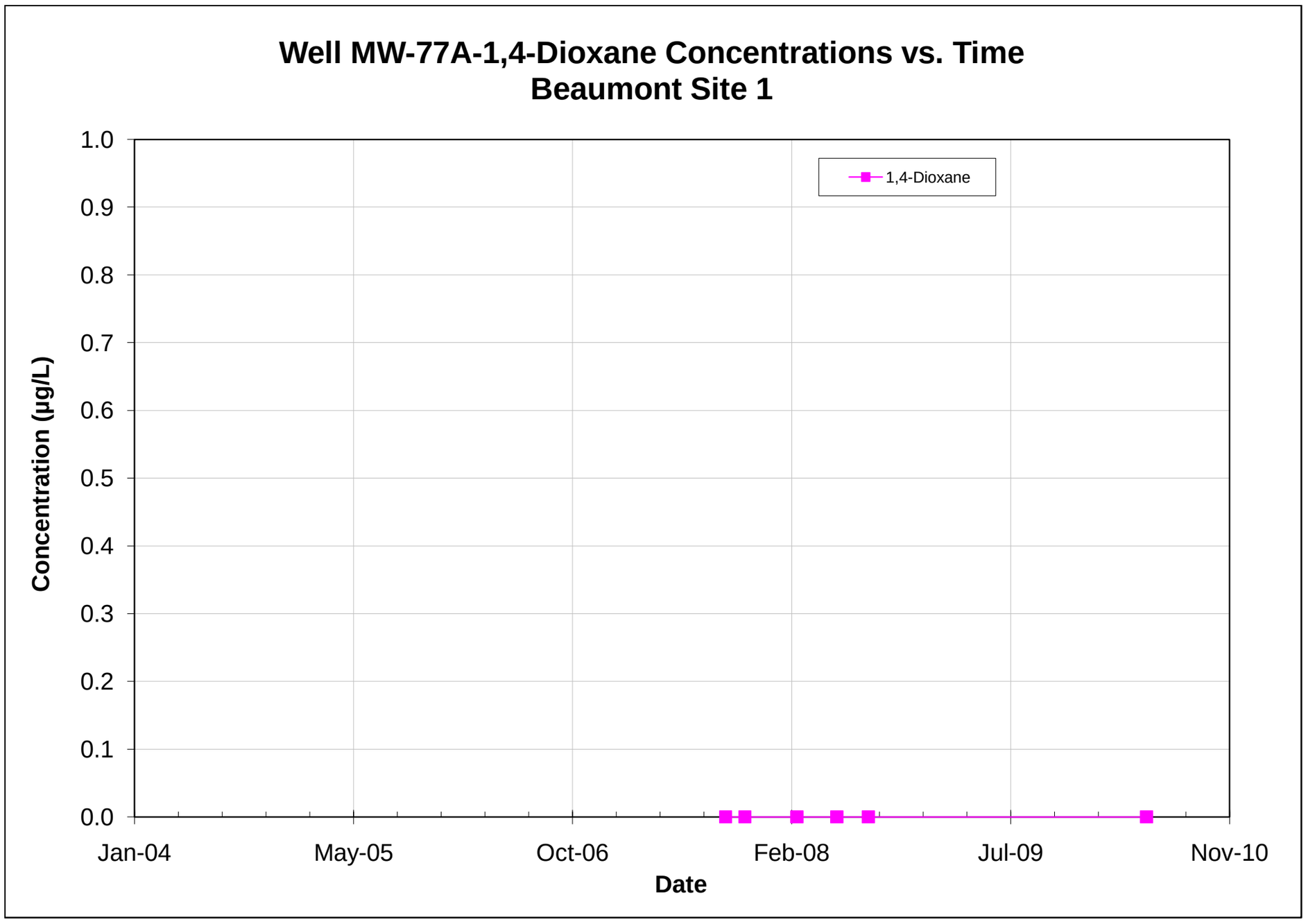

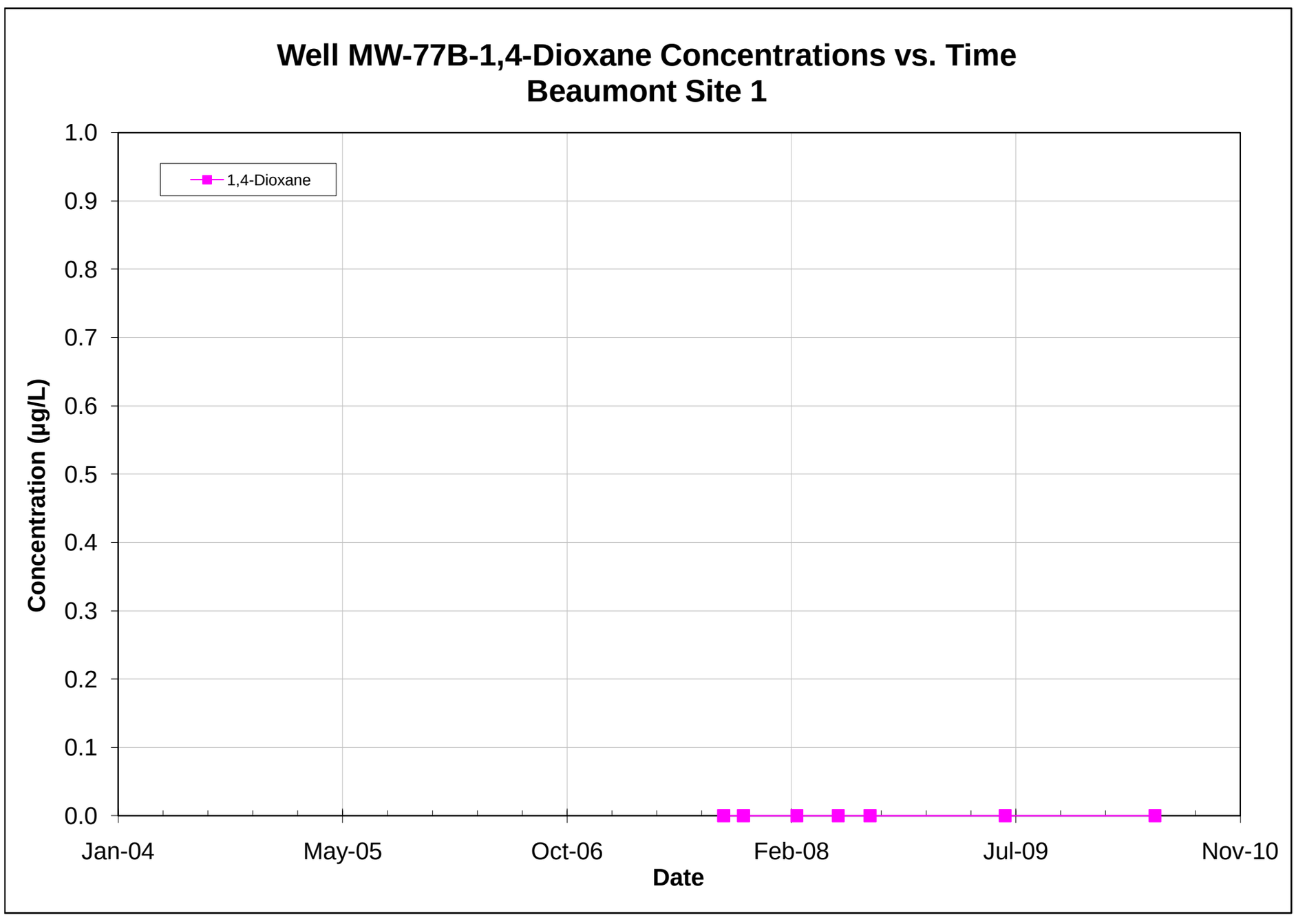

Note: All non-detections are set to zero for graphing purposes.

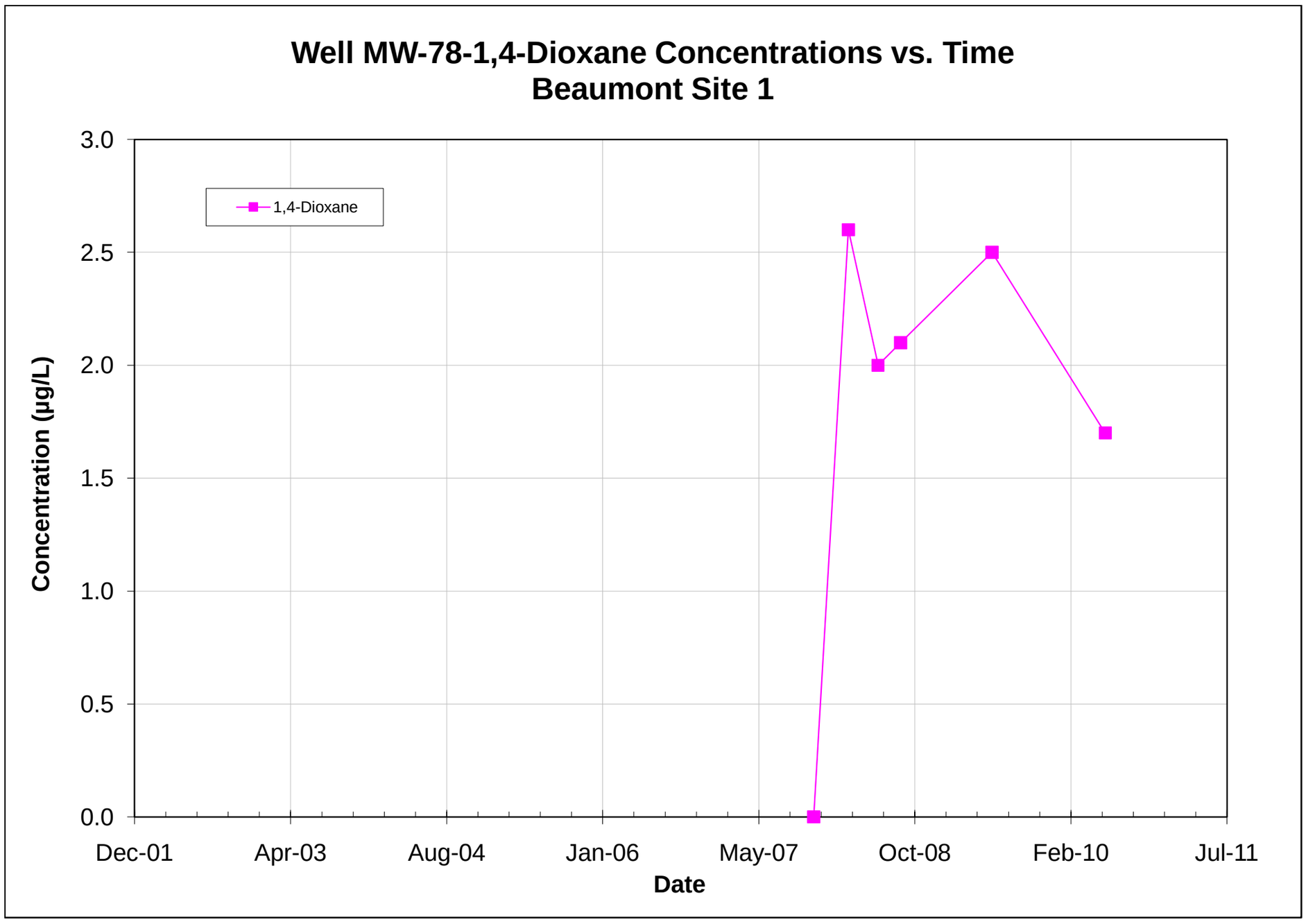

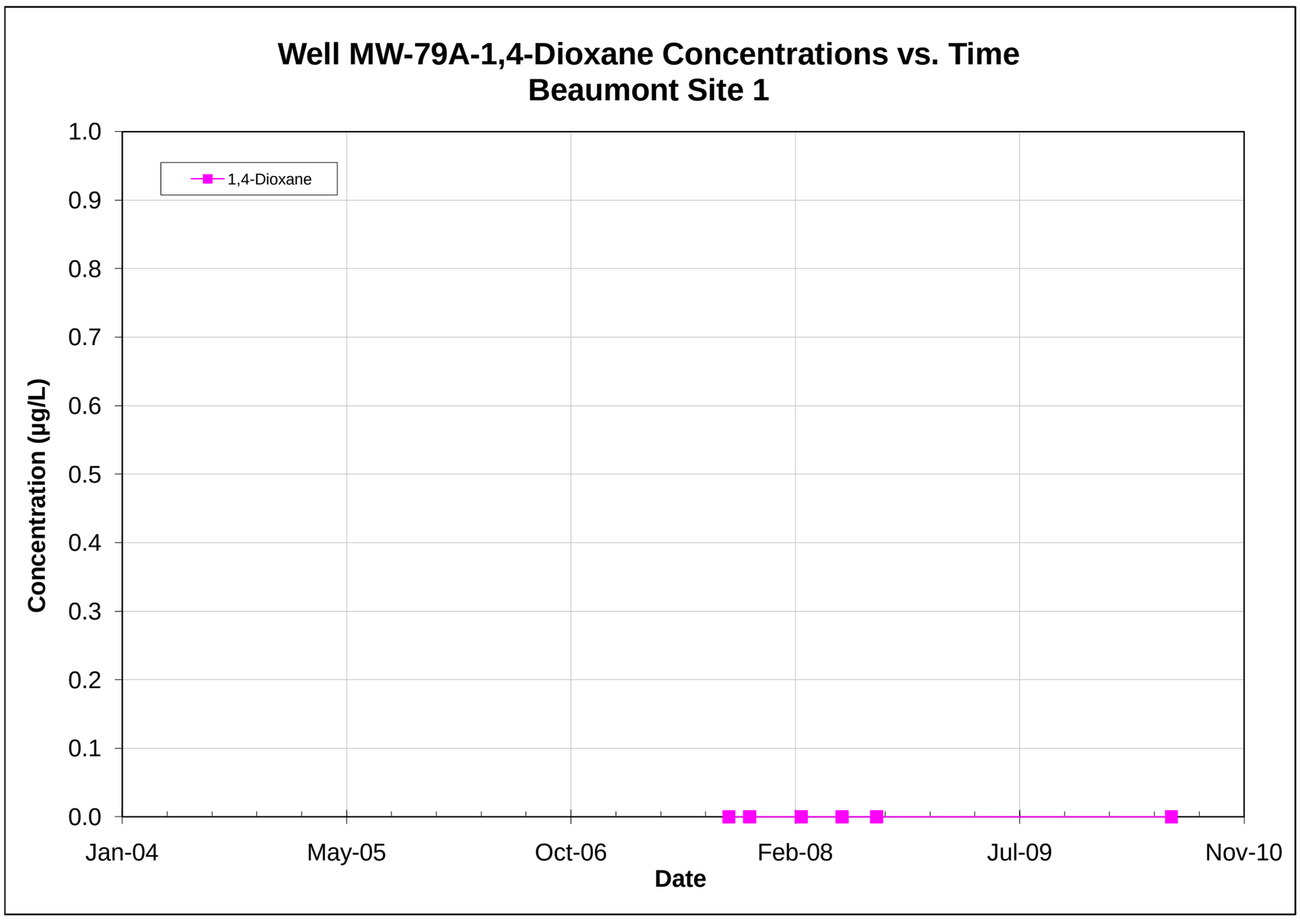

Note: All non-detections are set to zero for graphing purposes.

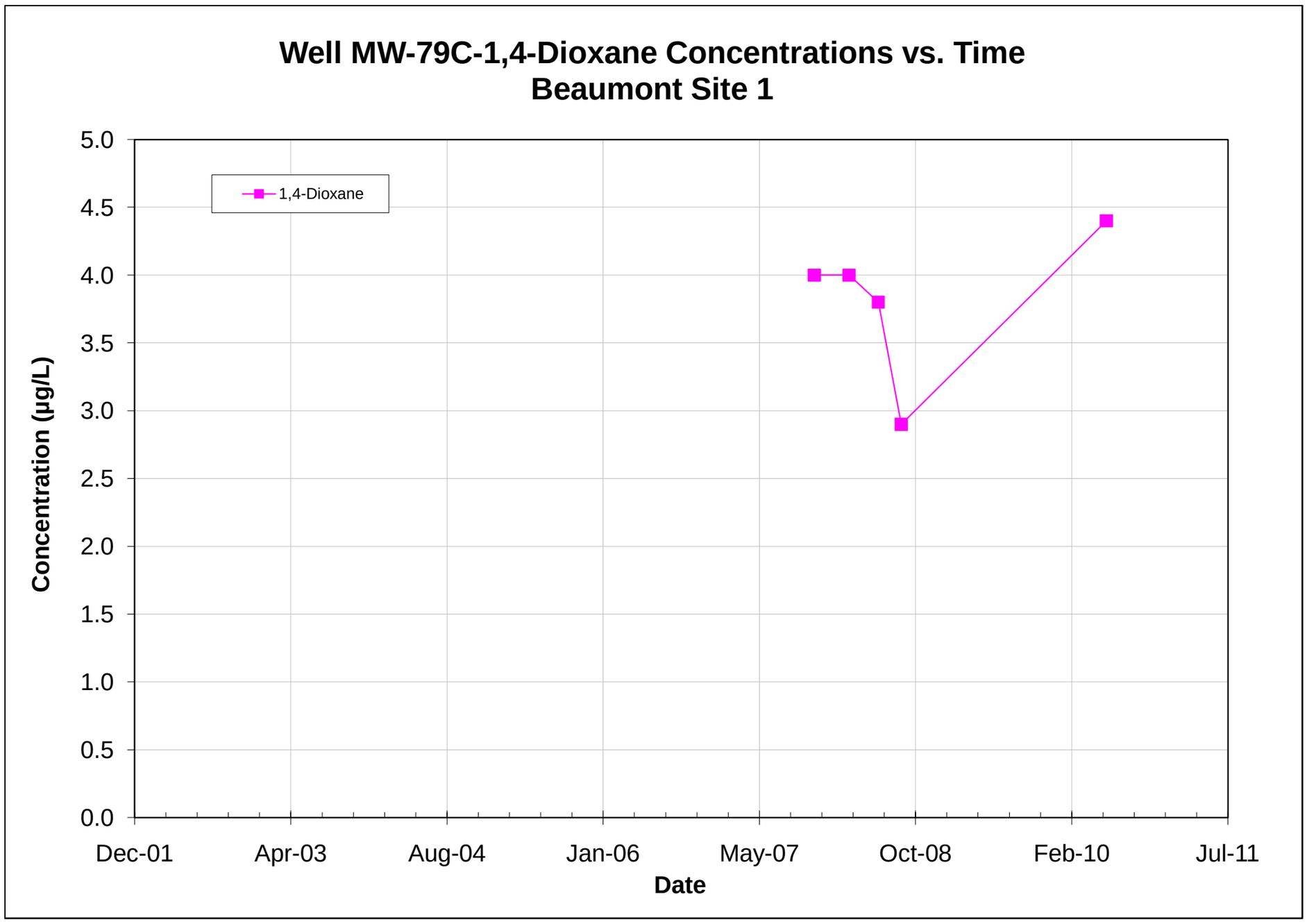

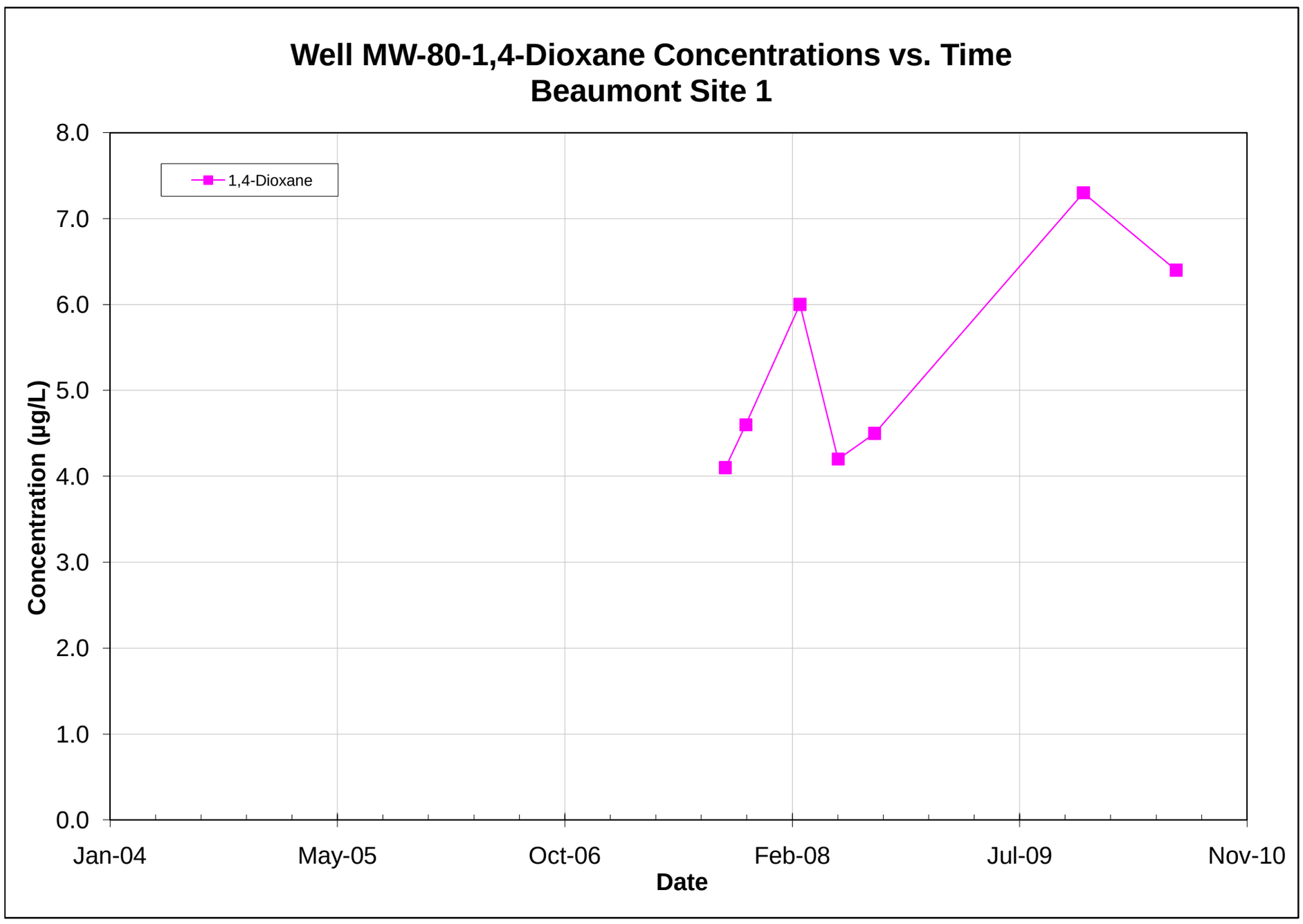

Note: All non-detections are set to zero for graphing purposes.

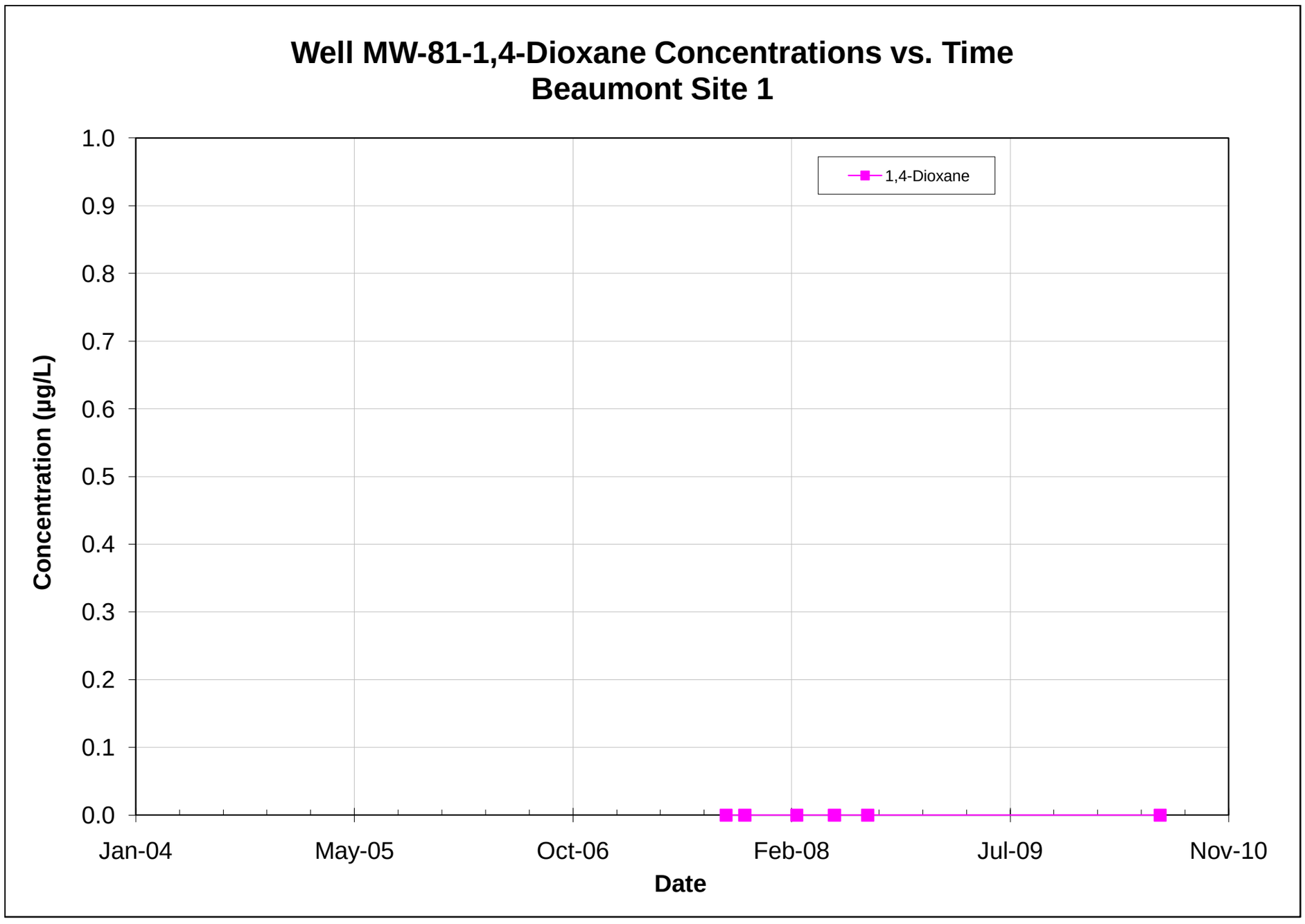

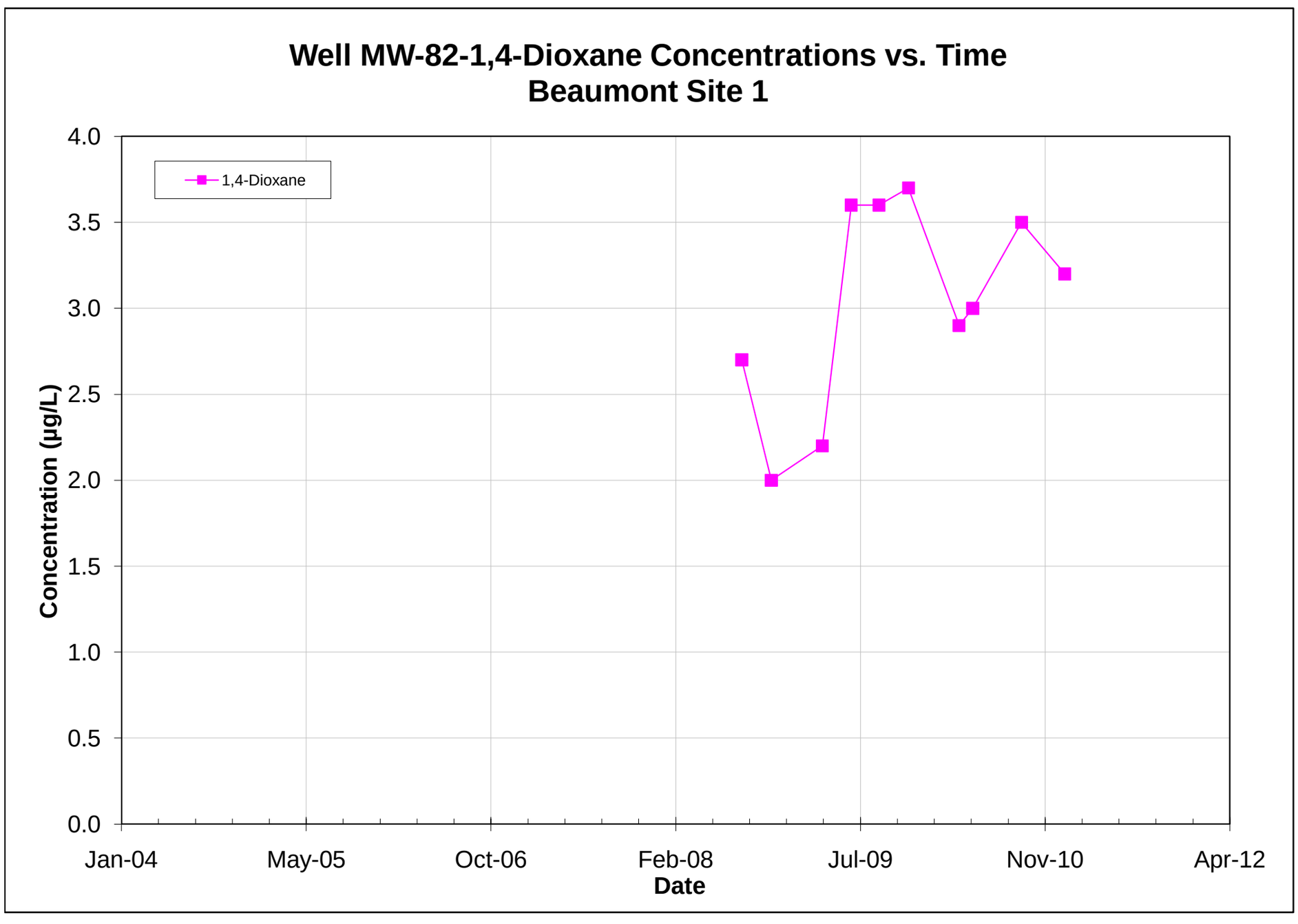

Note: All non-detections are set to zero for graphing purposes.

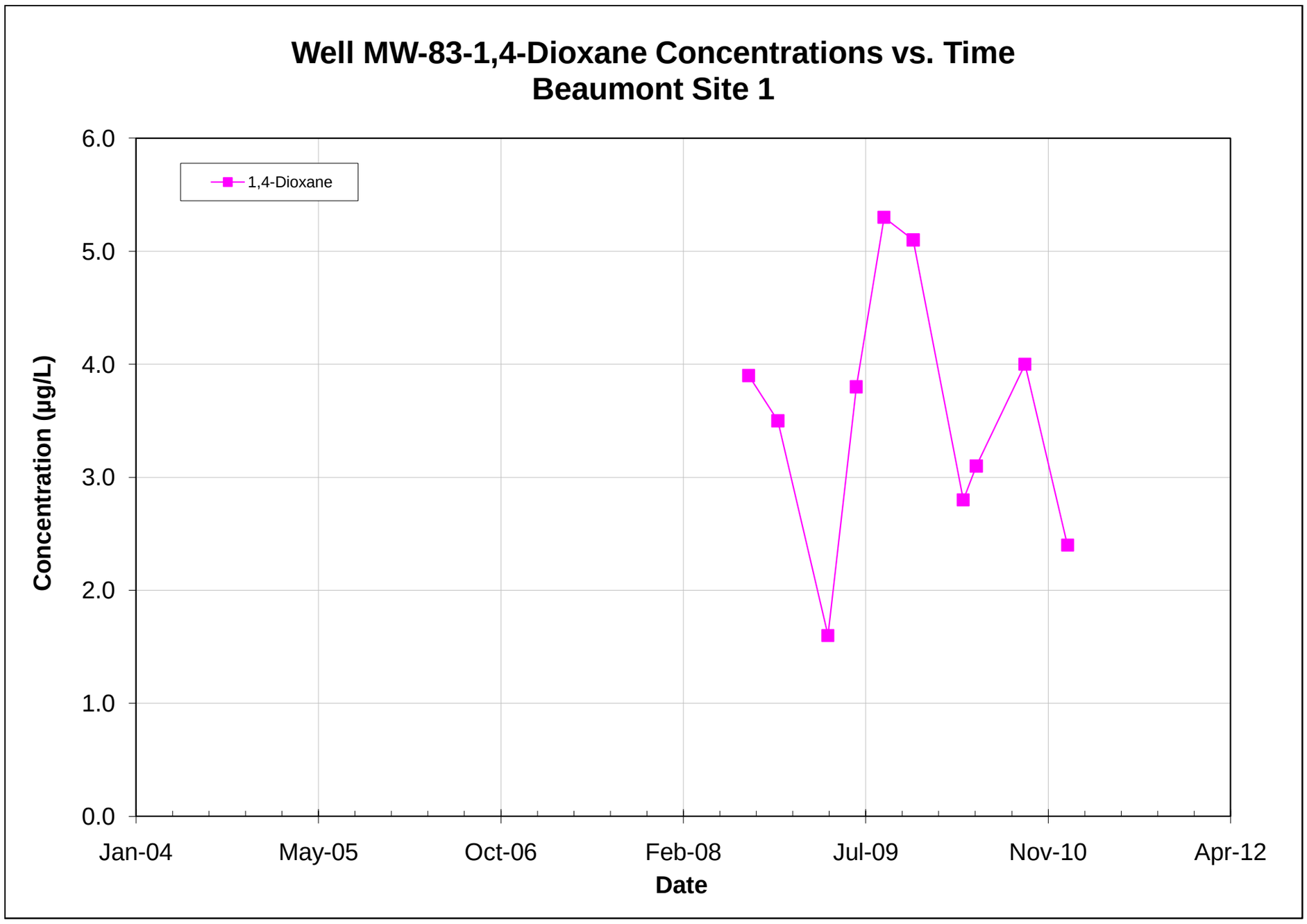

Note: All non-detections are set to zero for graphing purposes.

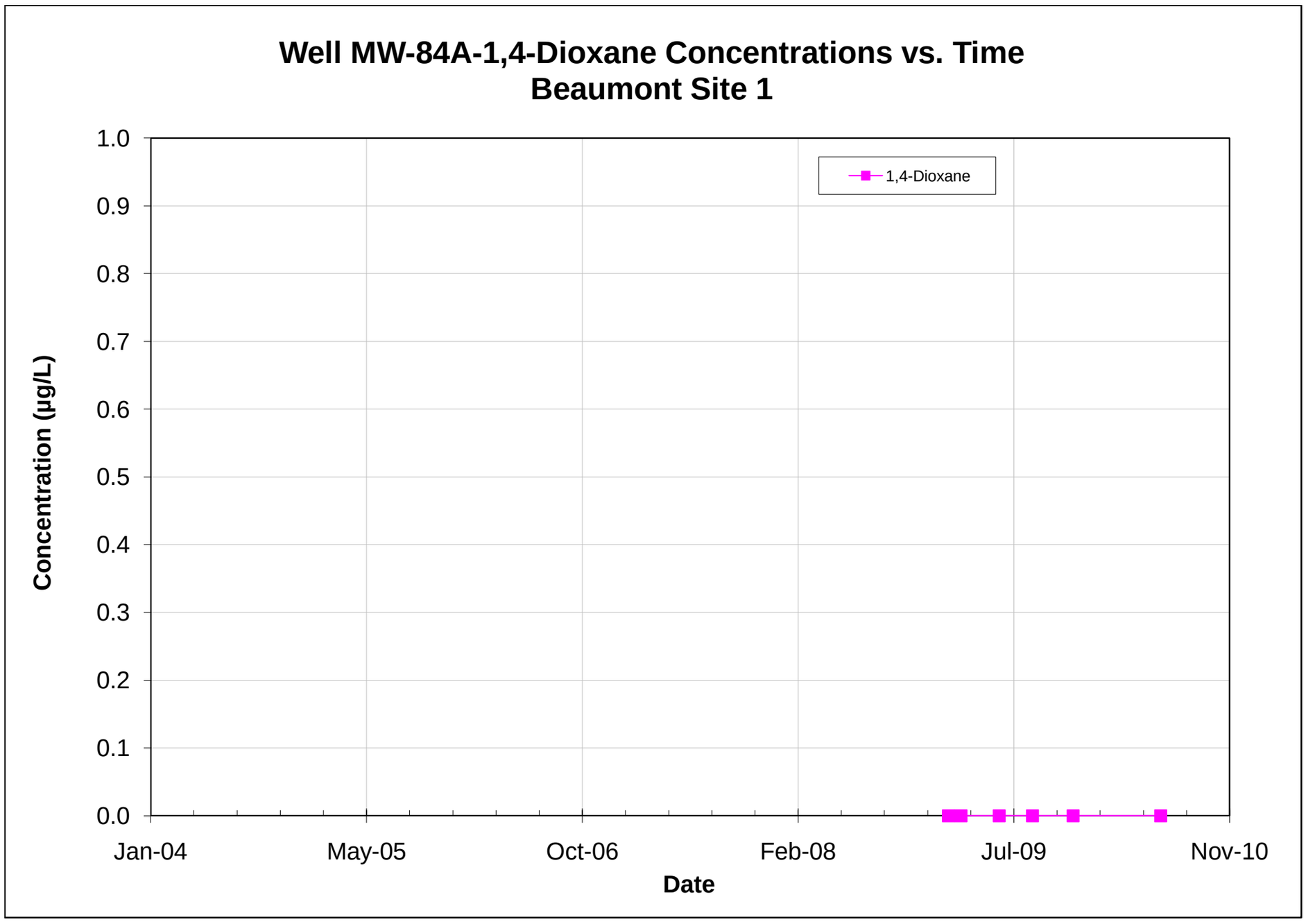

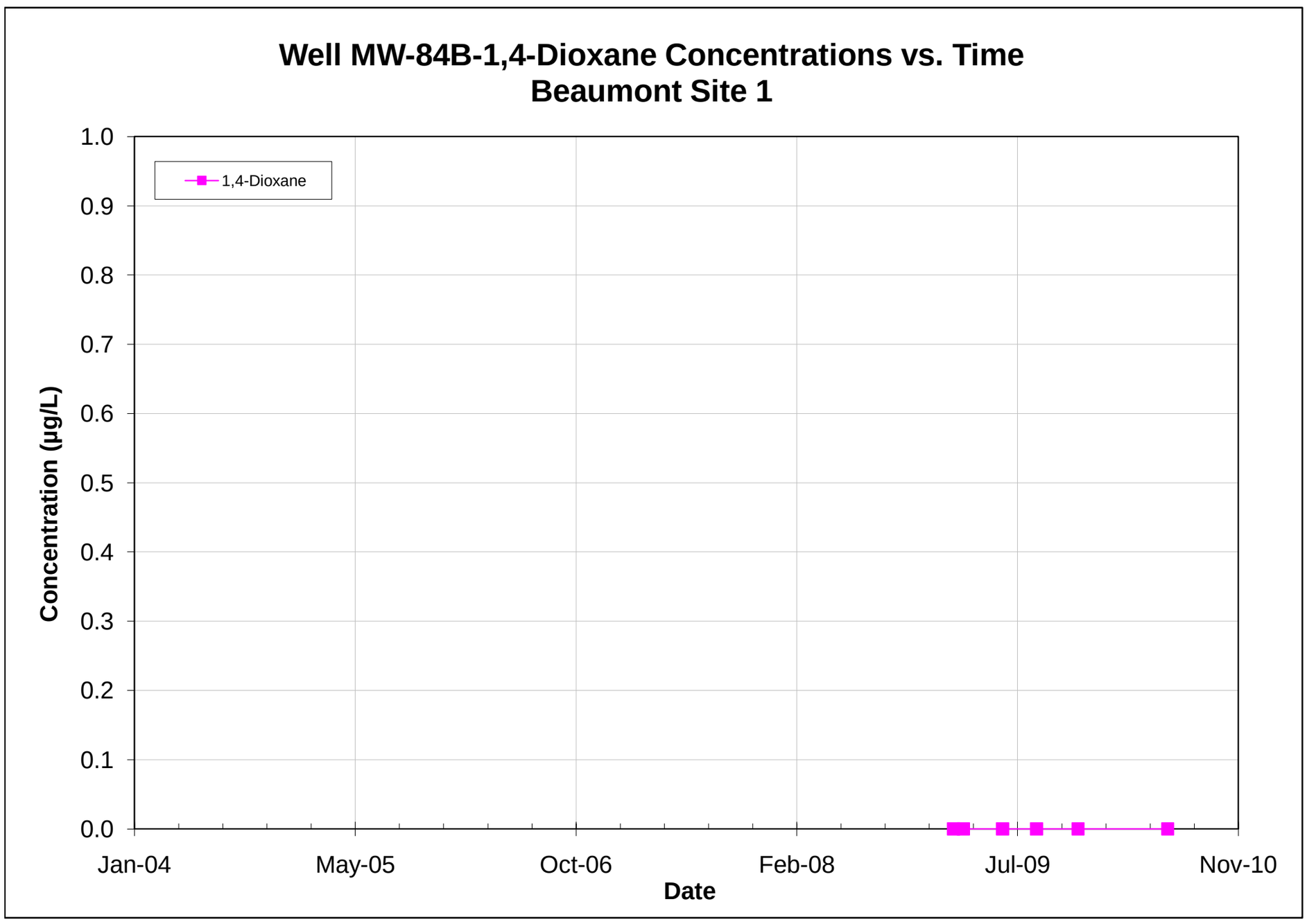

Note: All non-detections are set to zero for graphing purposes.

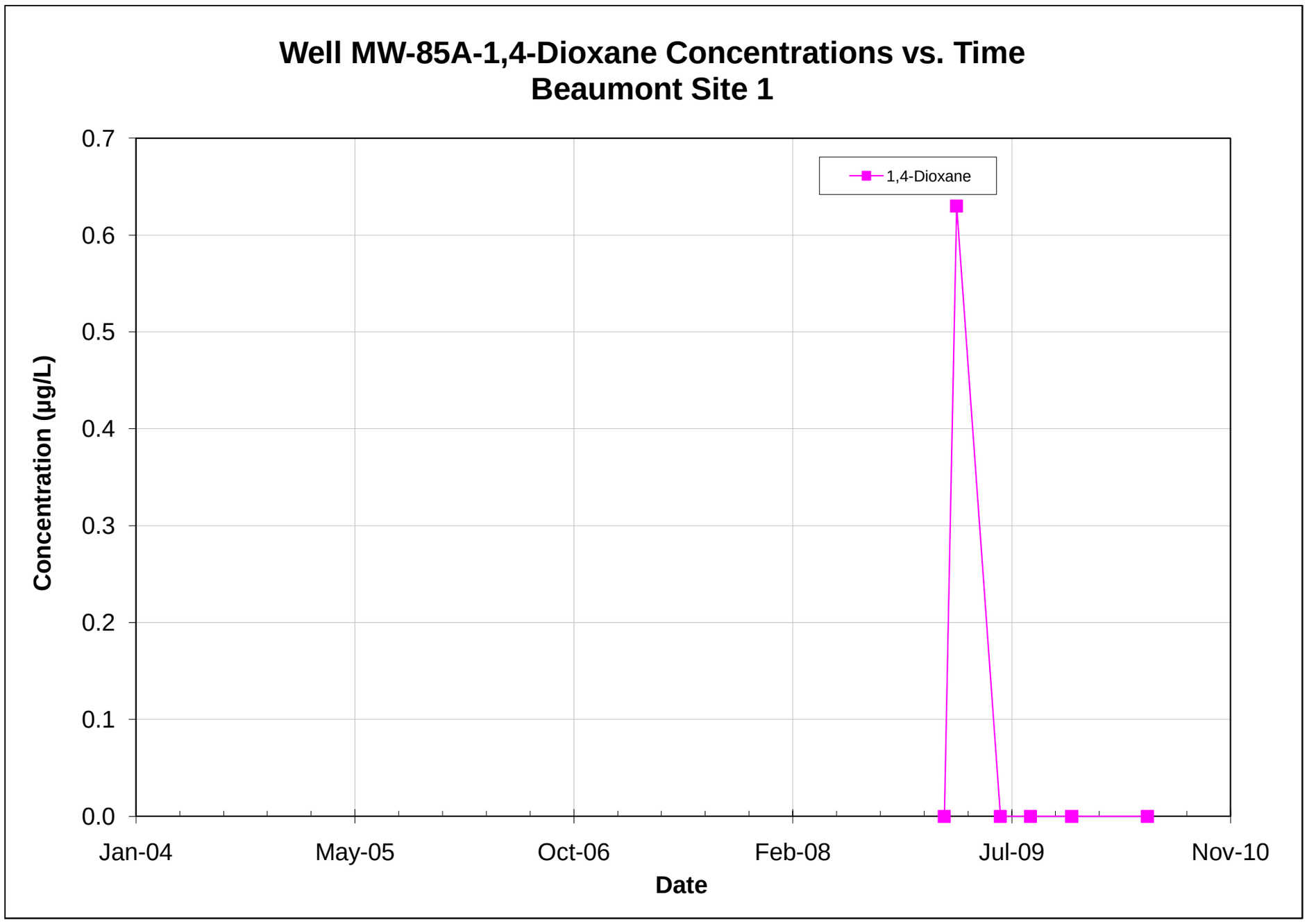

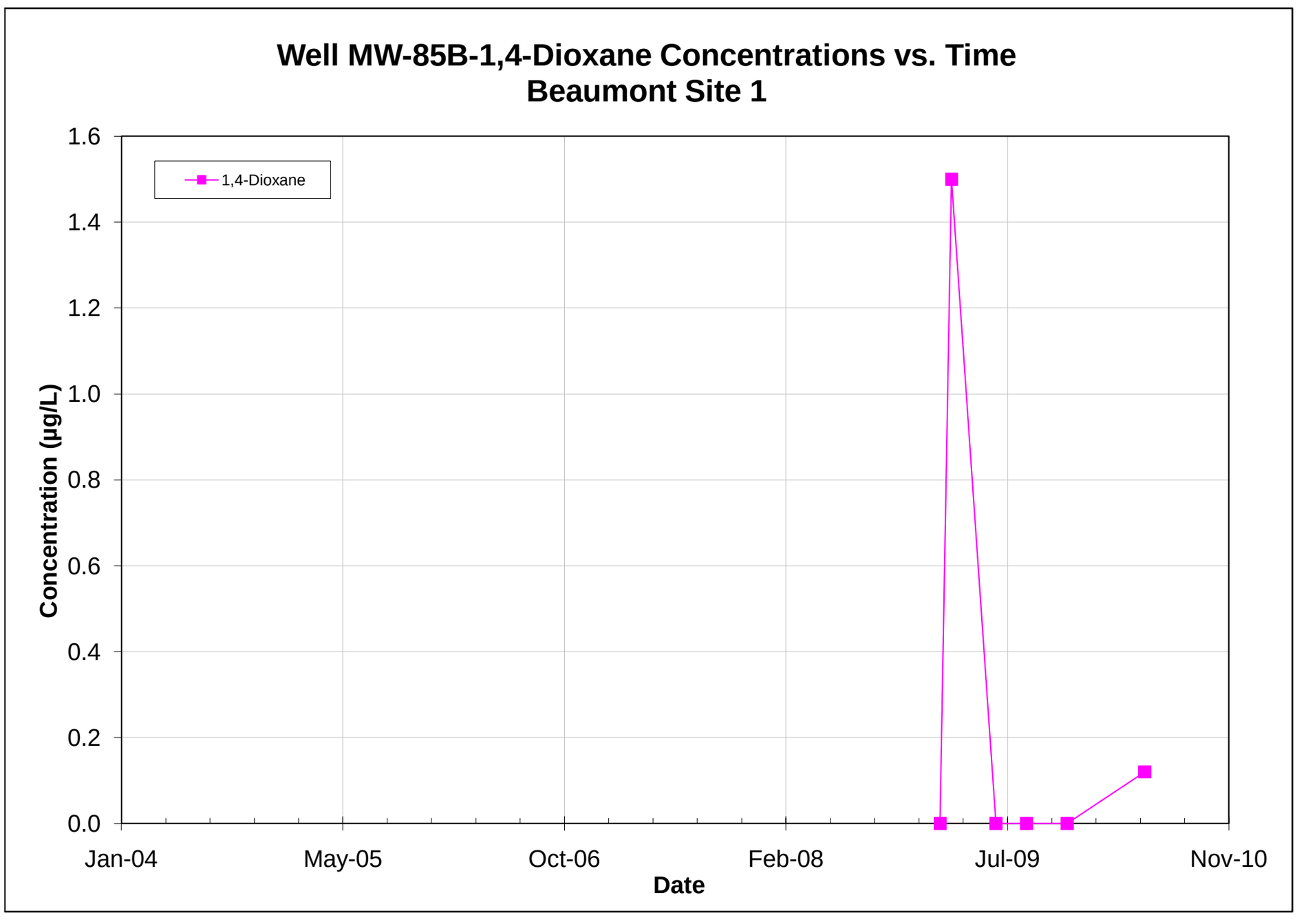

Note: All non-detections are set to zero for graphing purposes.

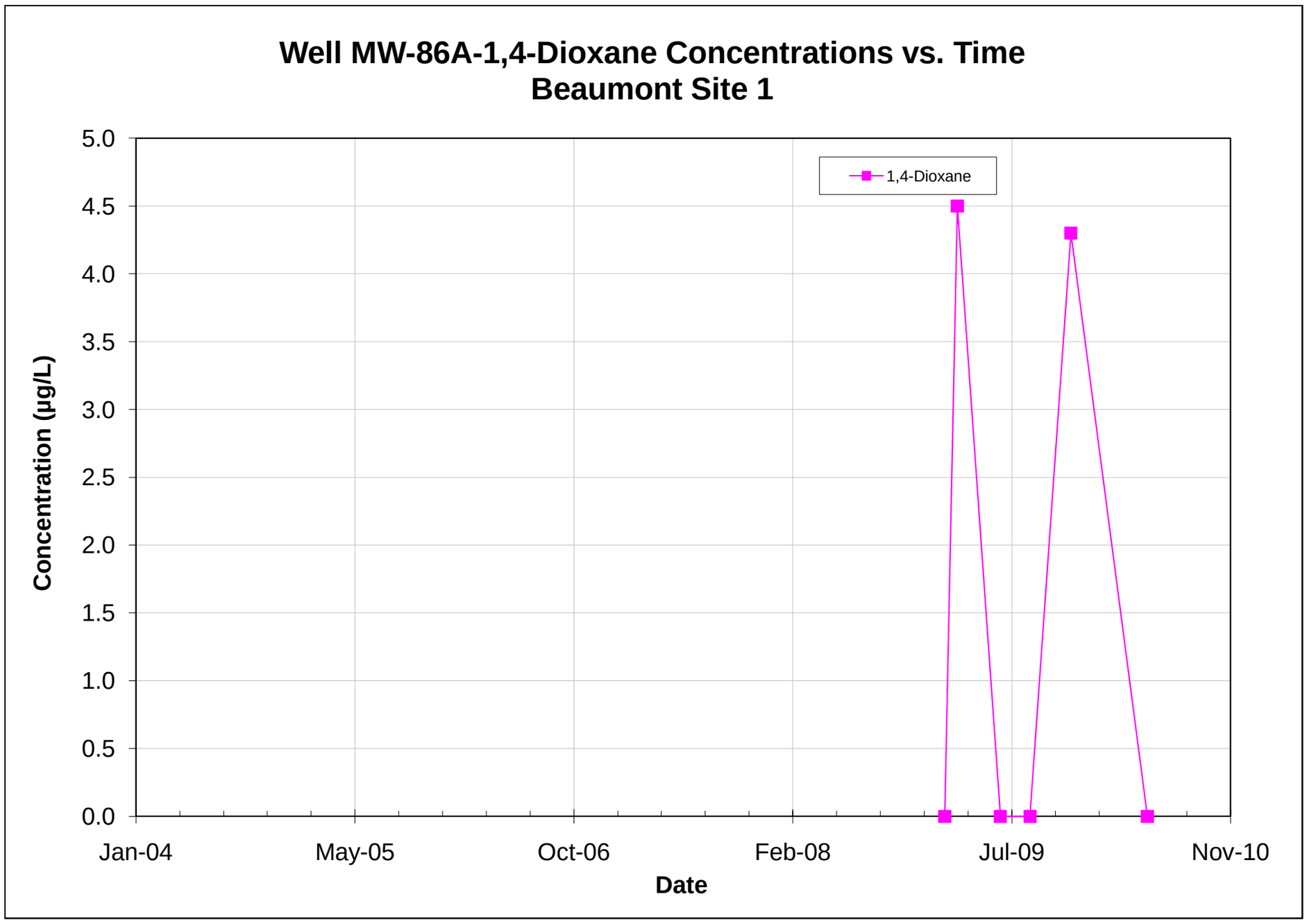

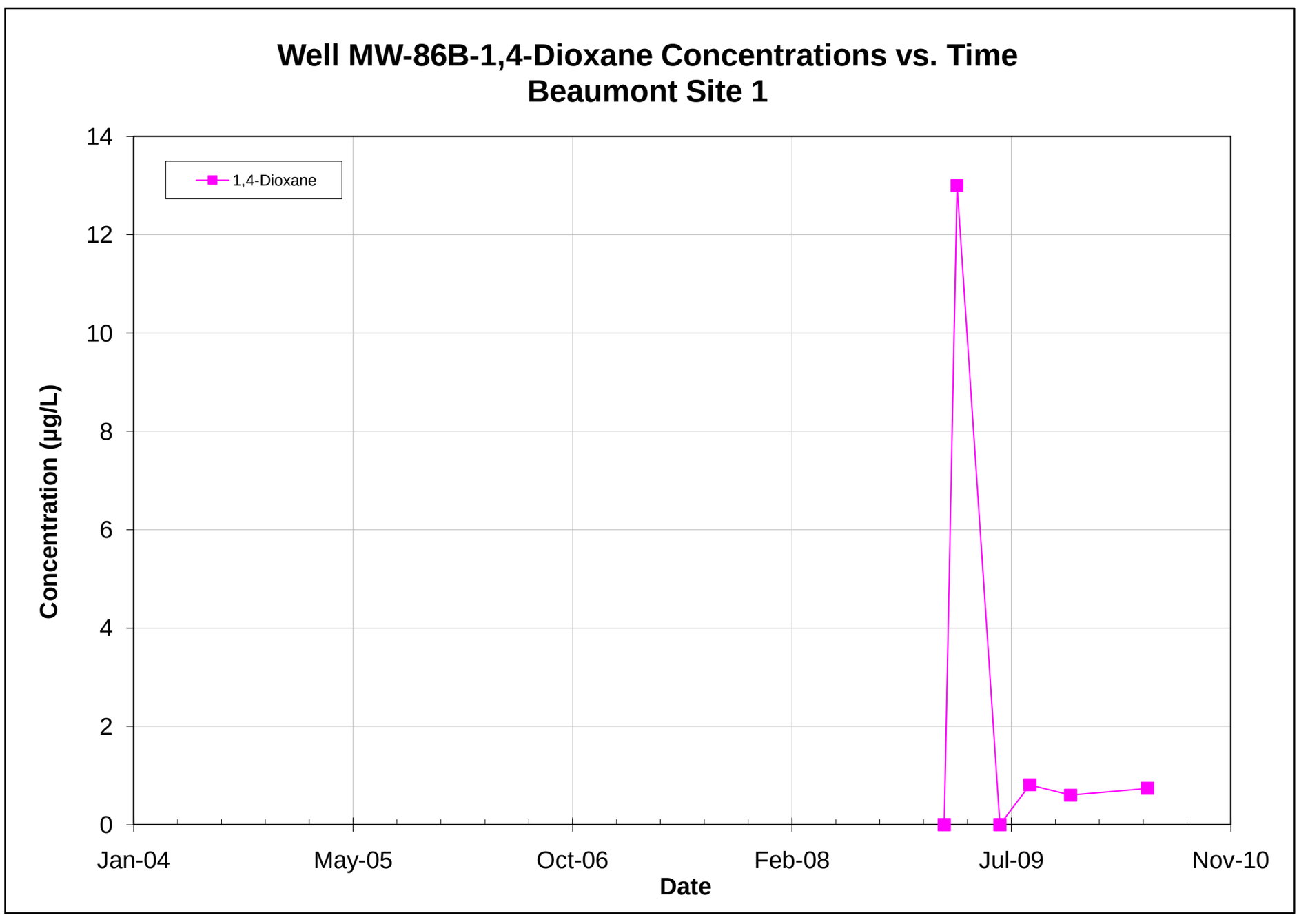

Note: All non-detections are set to zero for graphing purposes.

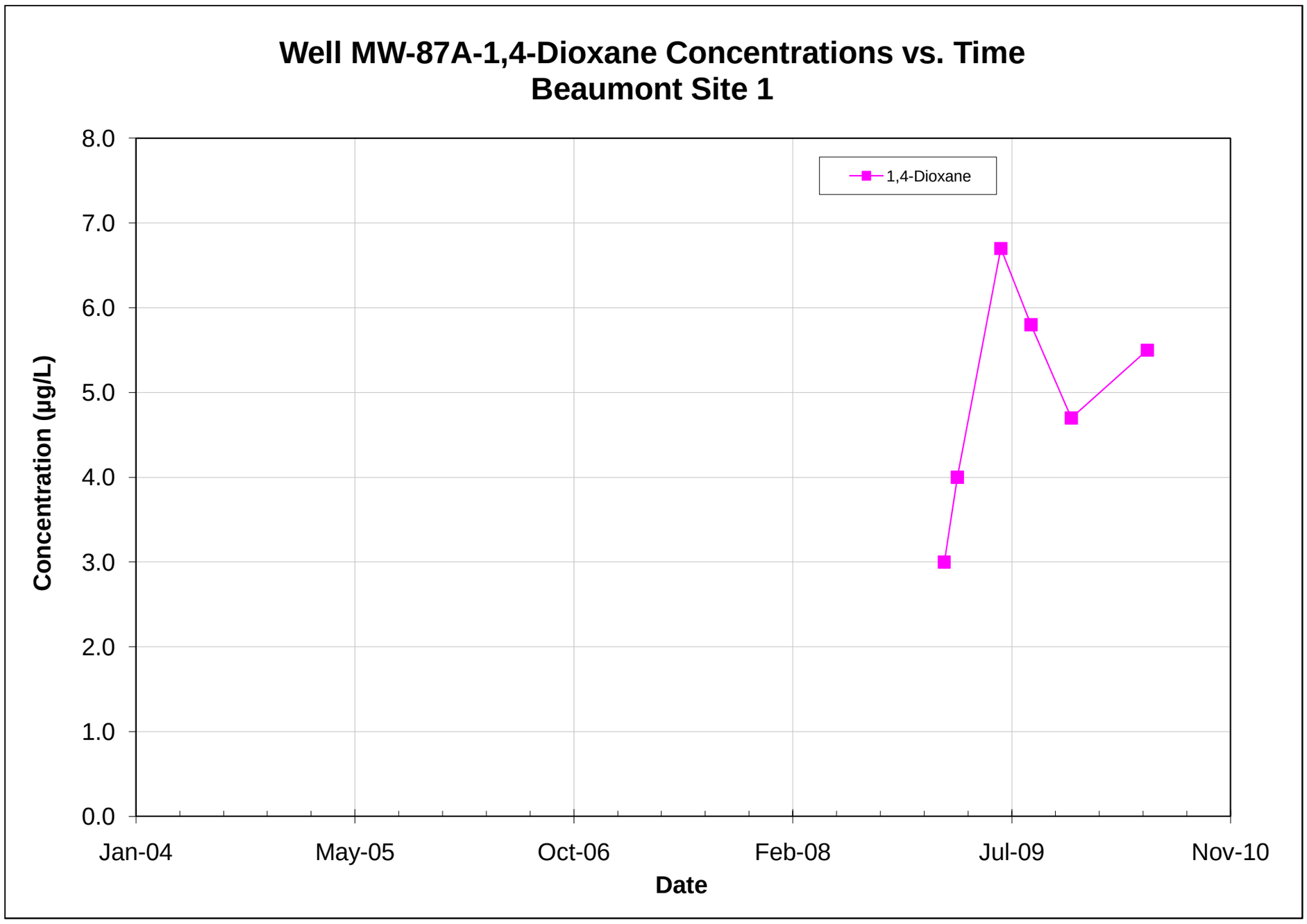

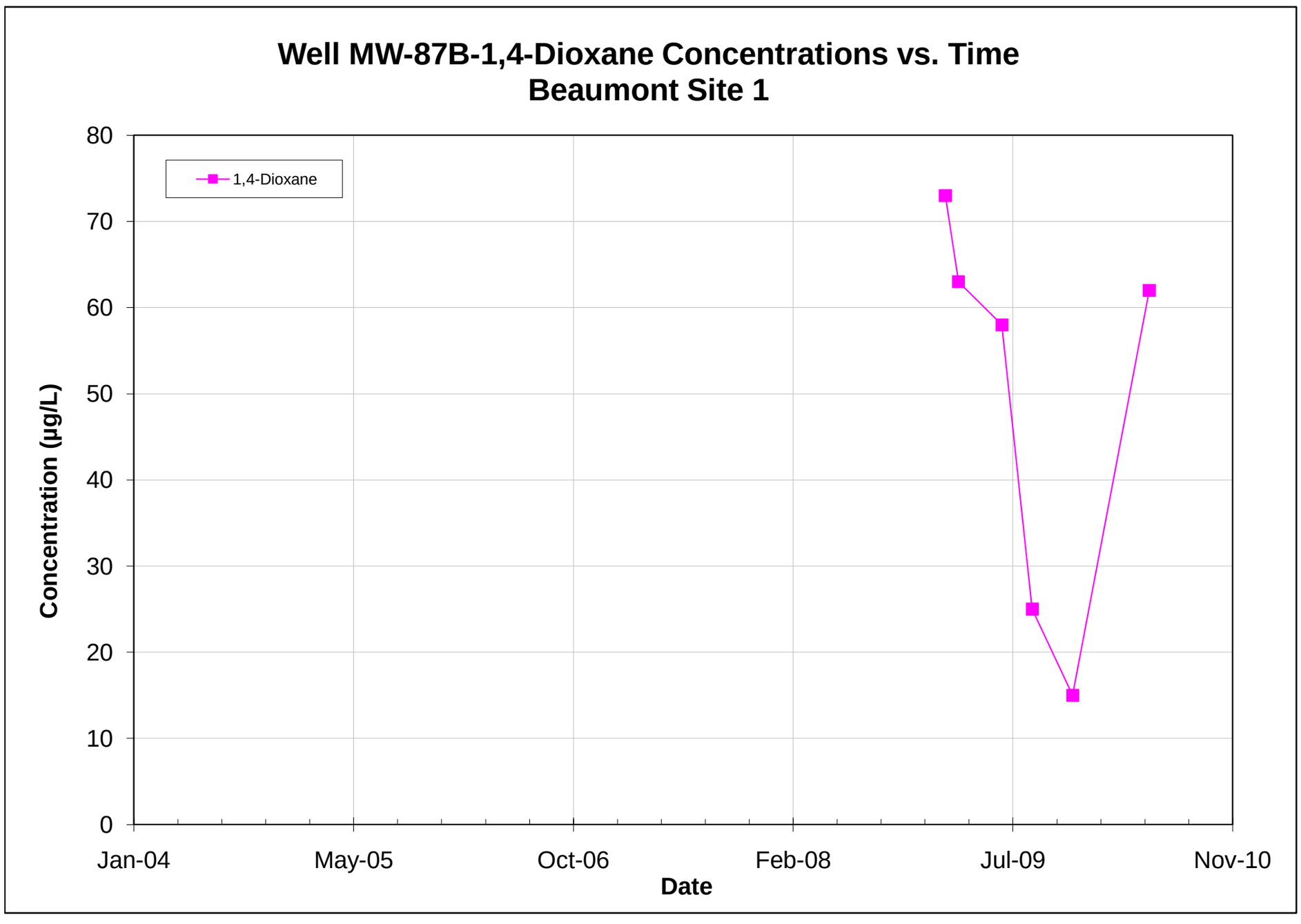

Note: All non-detections are set to zero for graphing purposes.

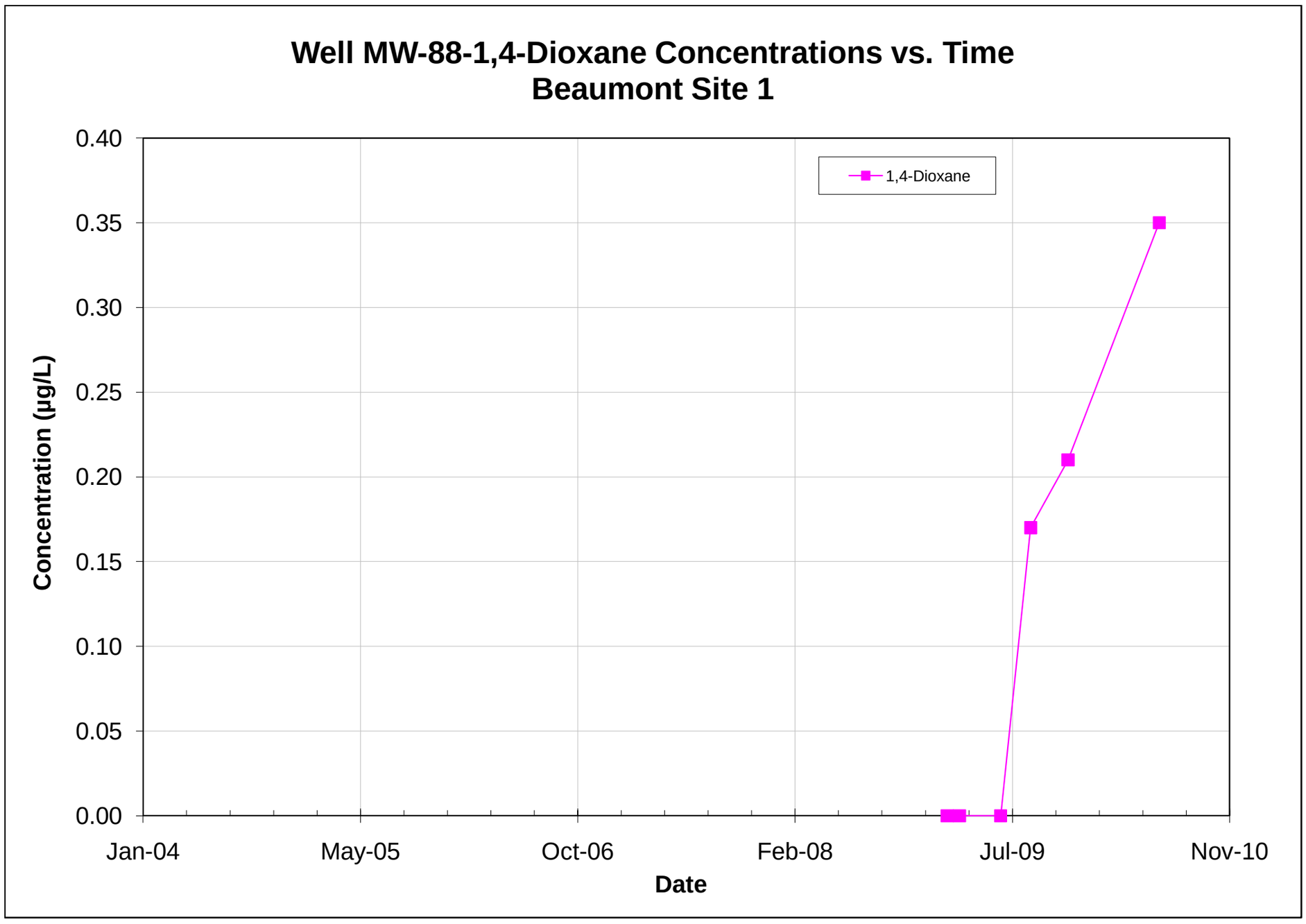

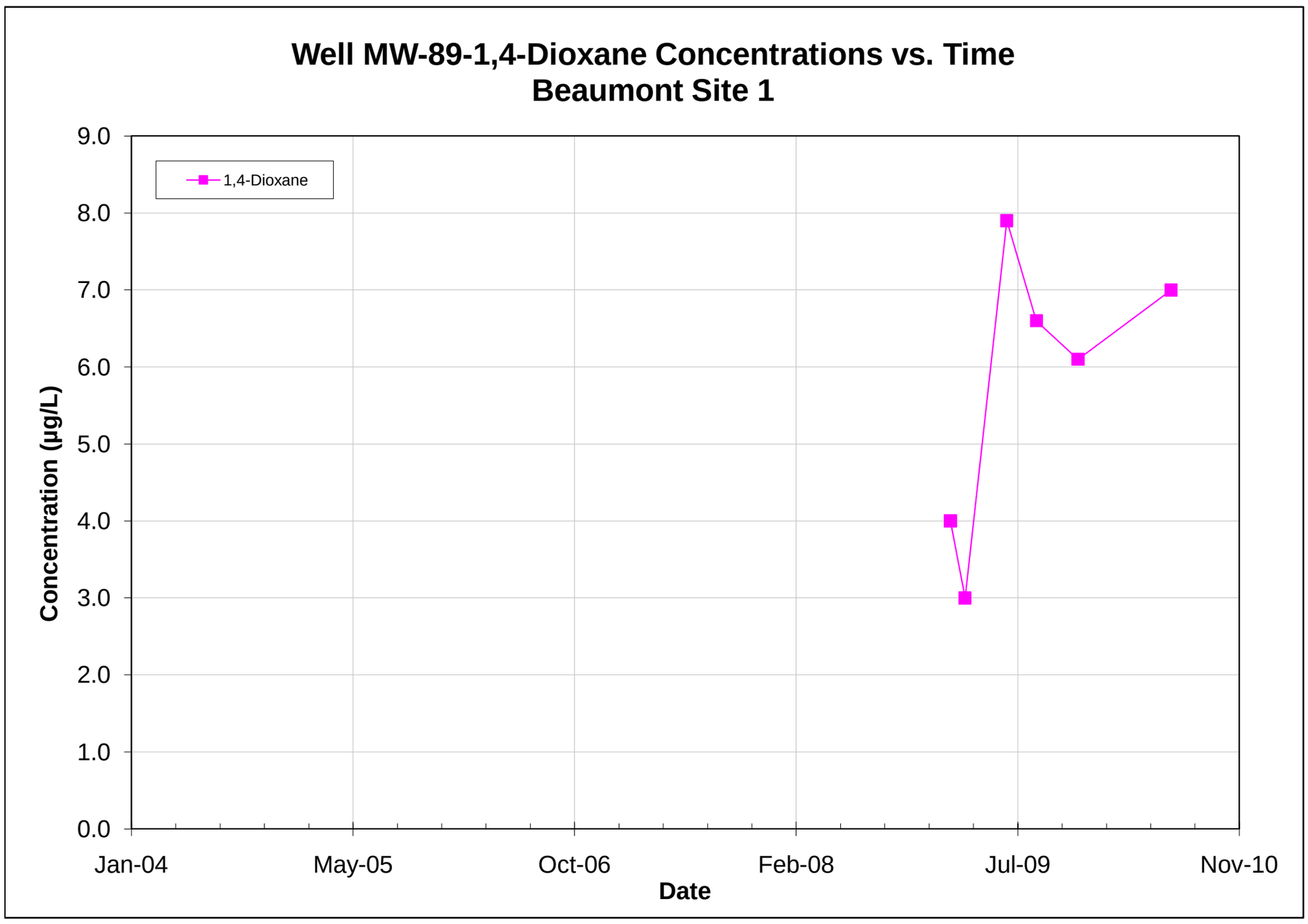

Note: All non-detections are set to zero for graphing purposes.

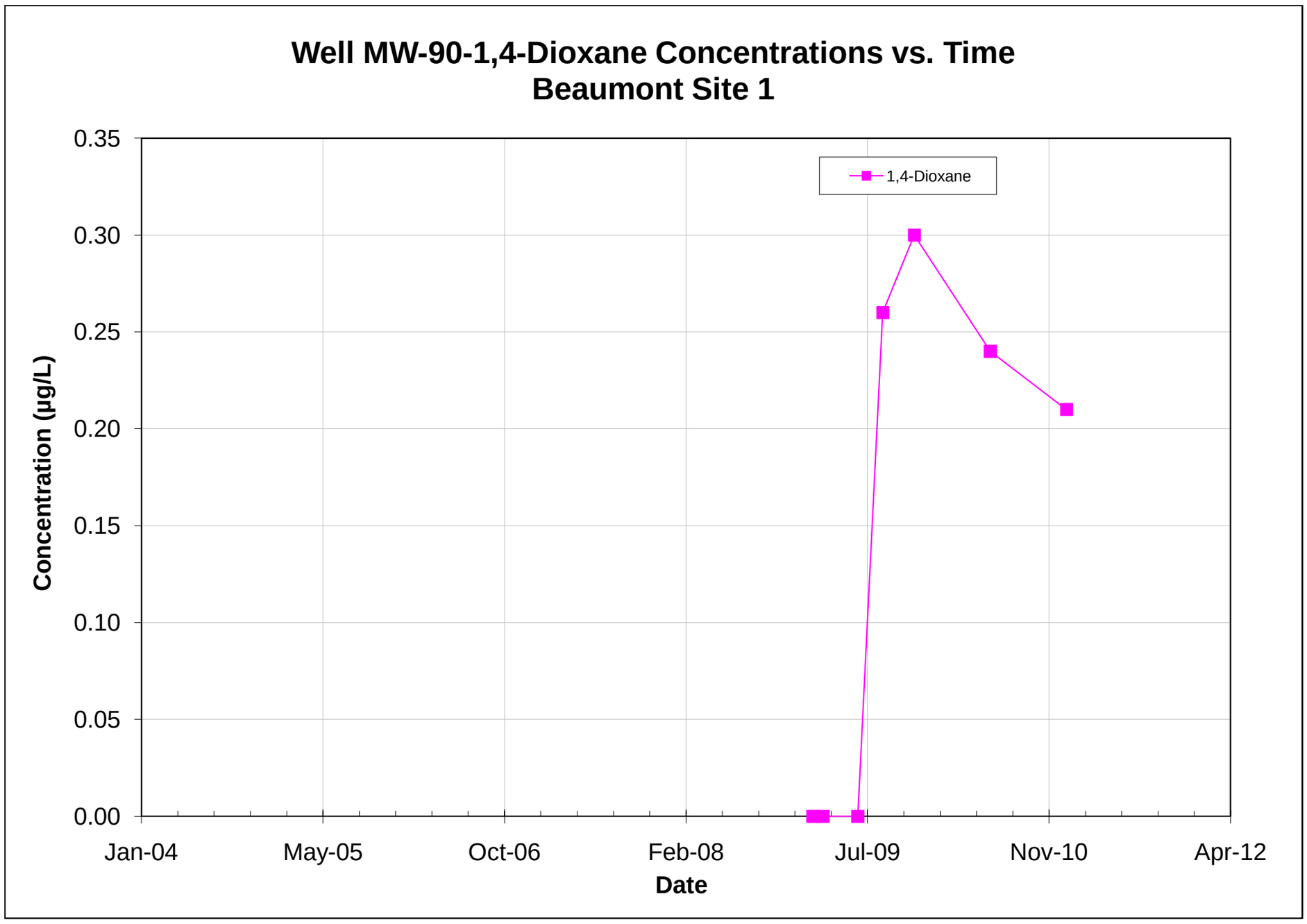

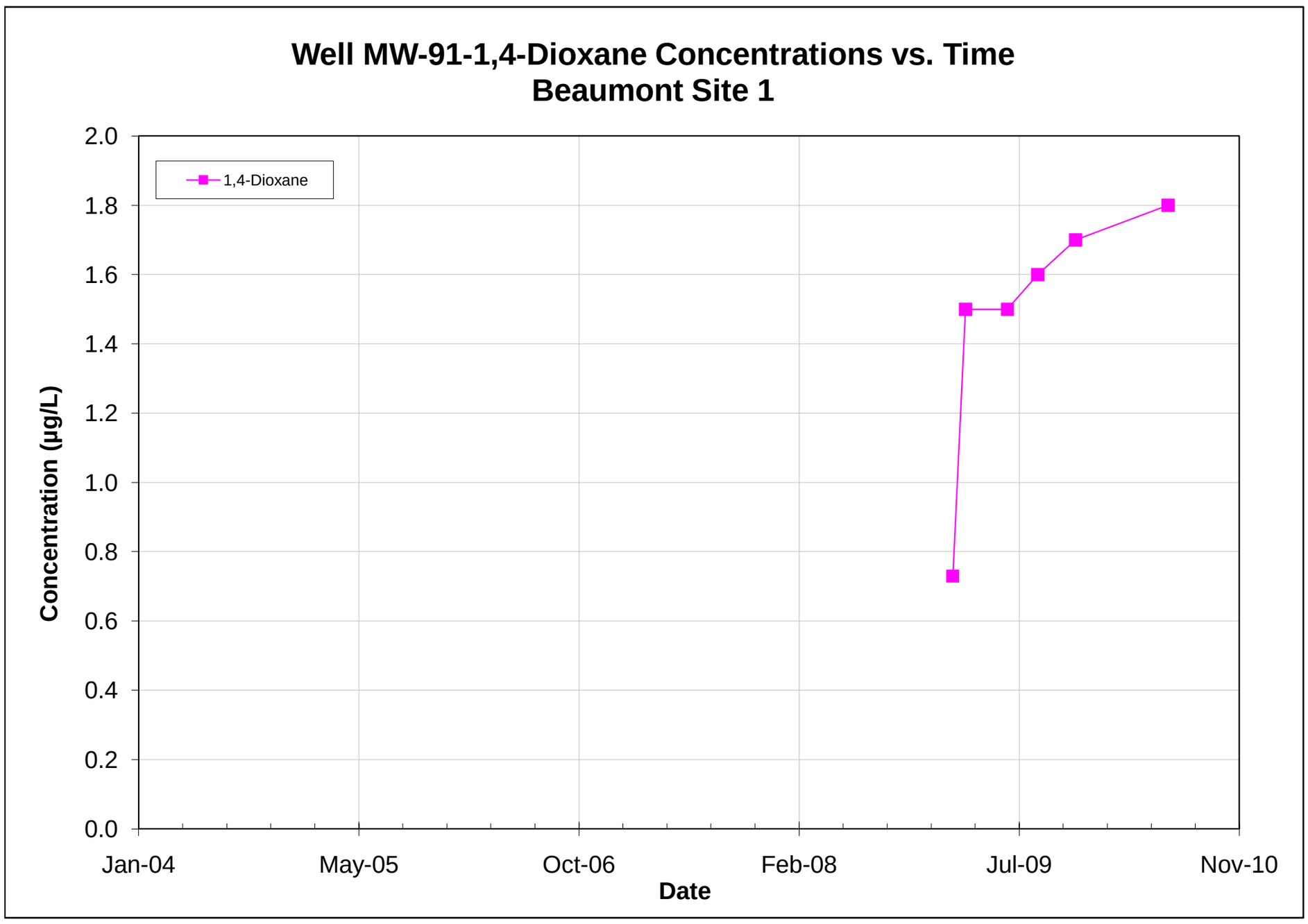

Note: All non-detections are set to zero for graphing purposes.

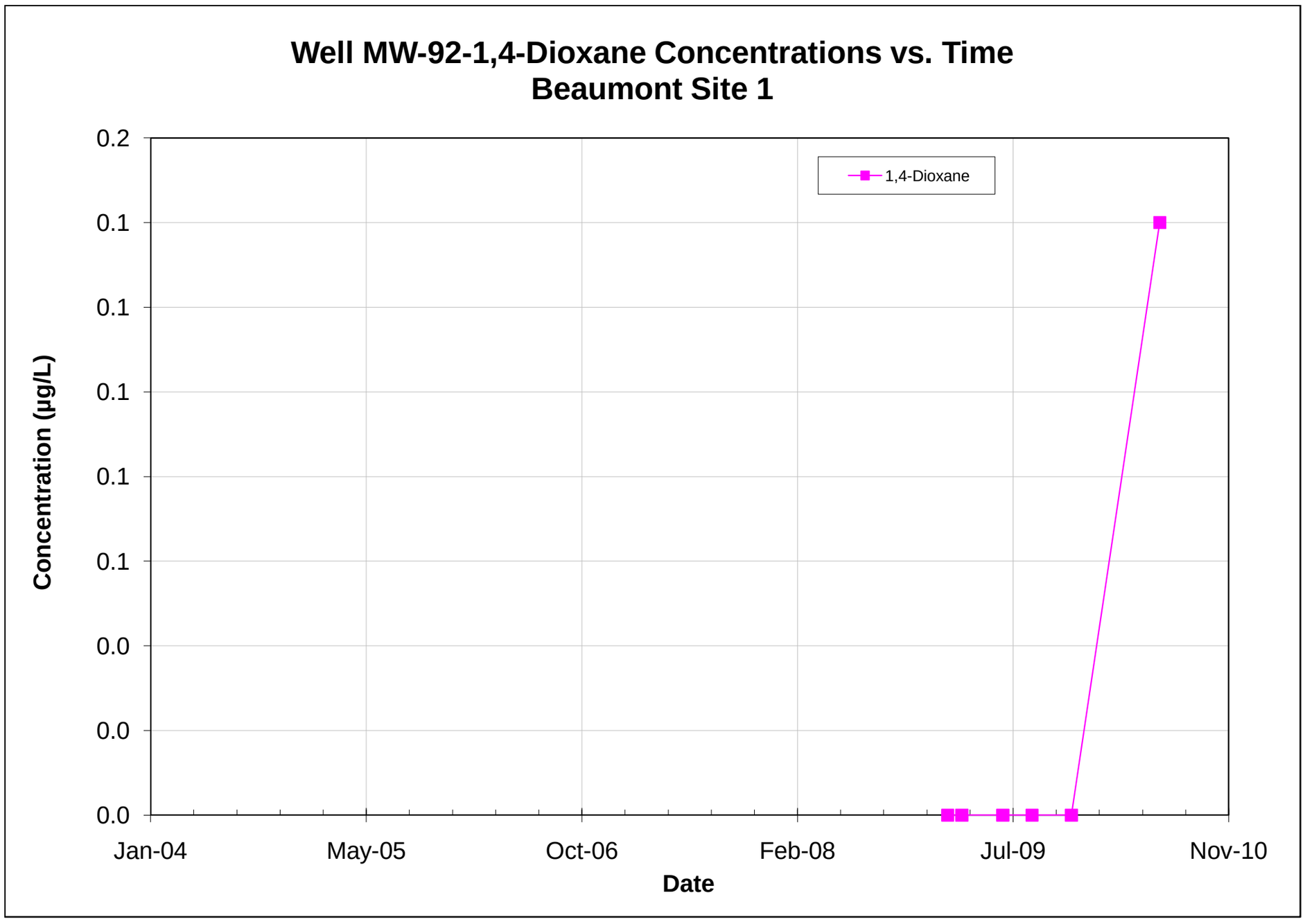

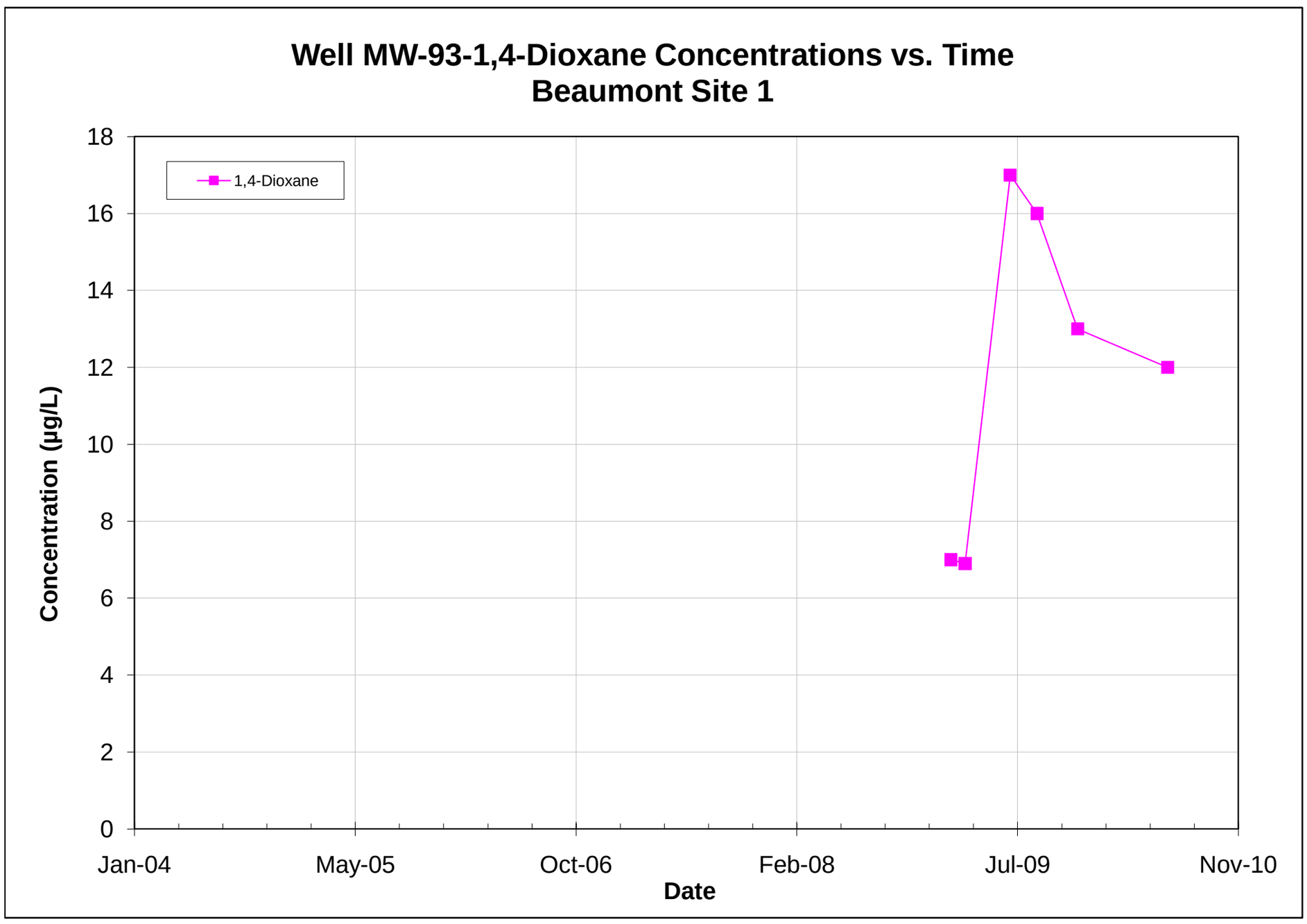

Note: All non-detections are set to zero for graphing purposes.

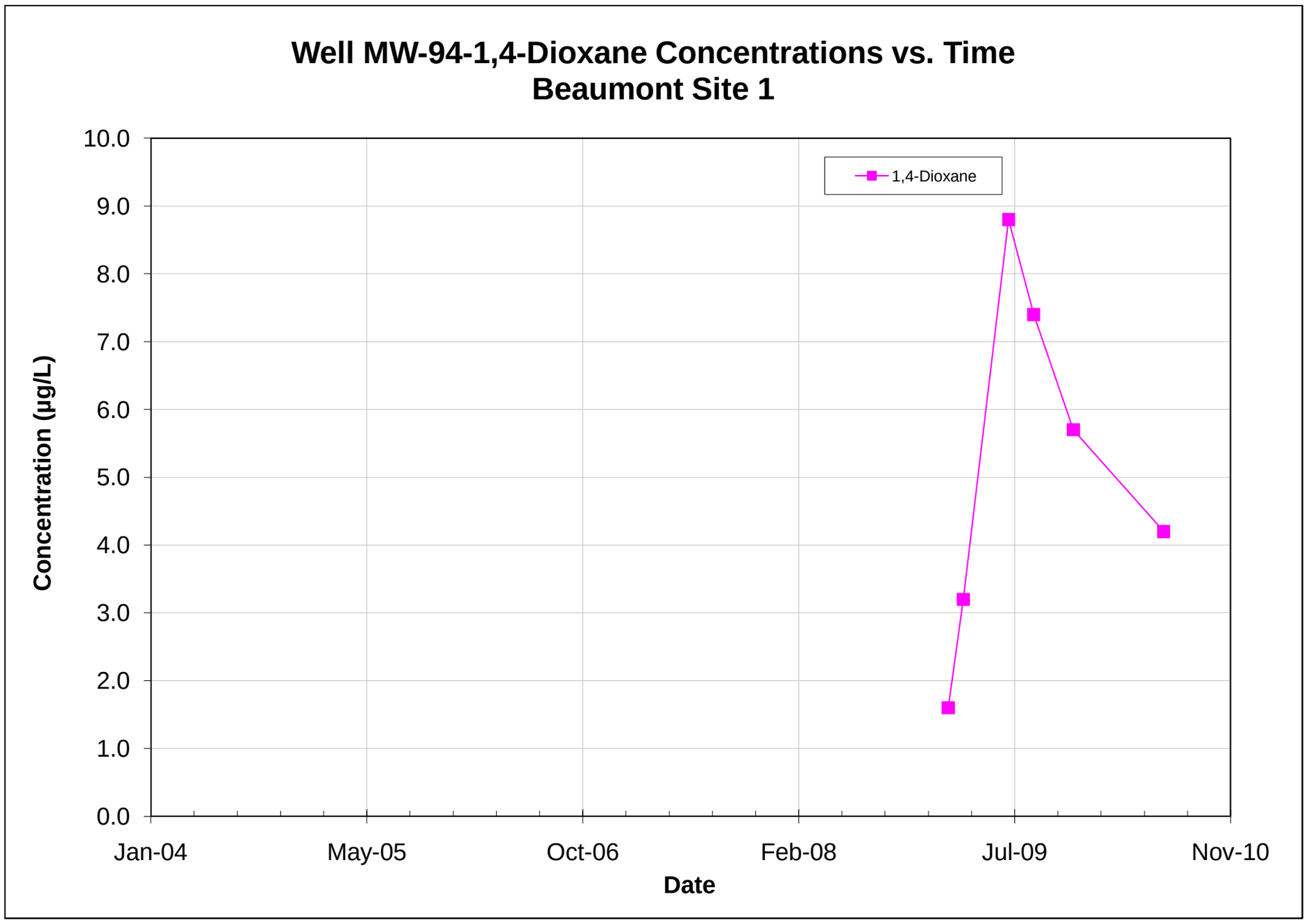

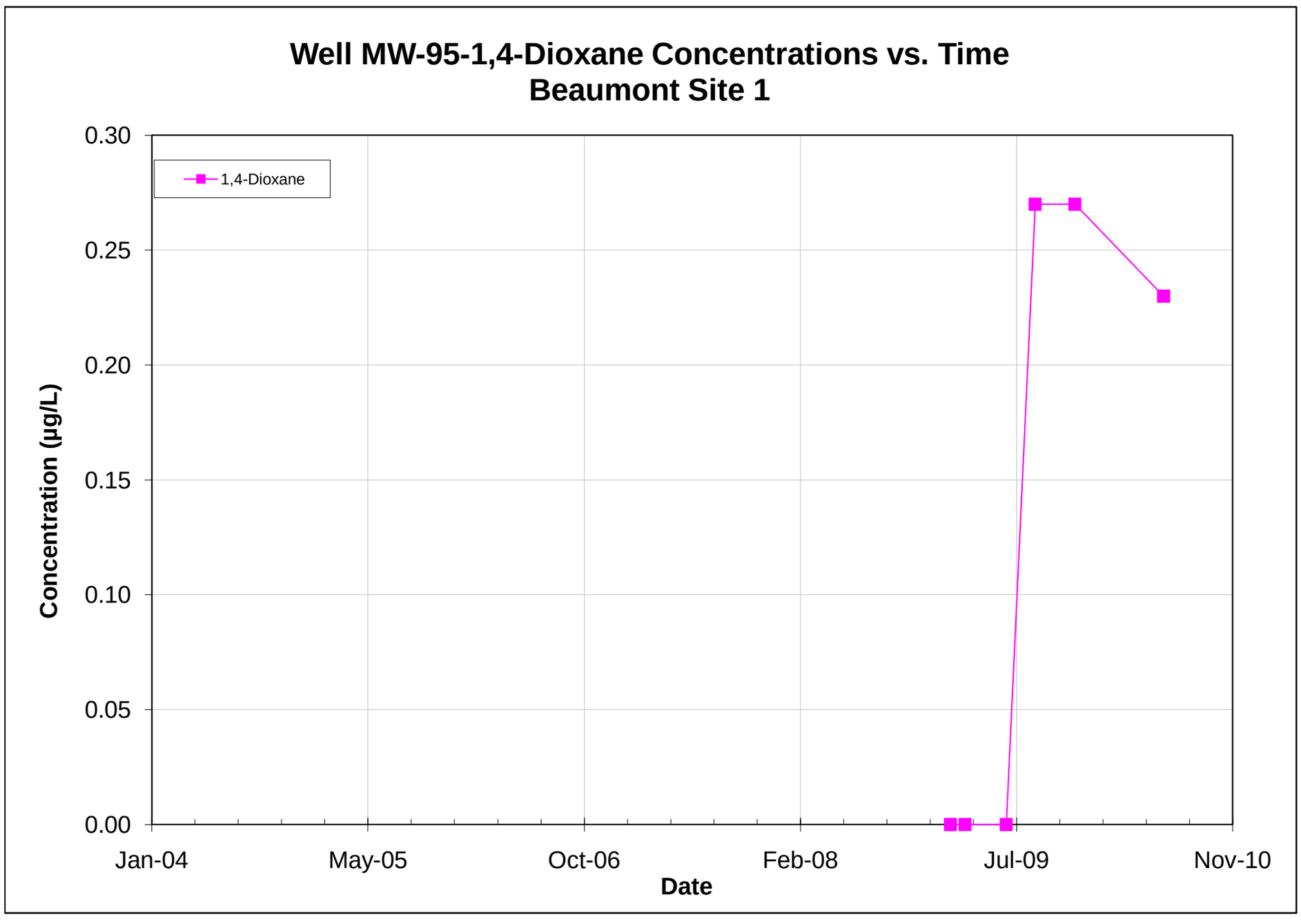

Note: All non-detections are set to zero for graphing purposes.

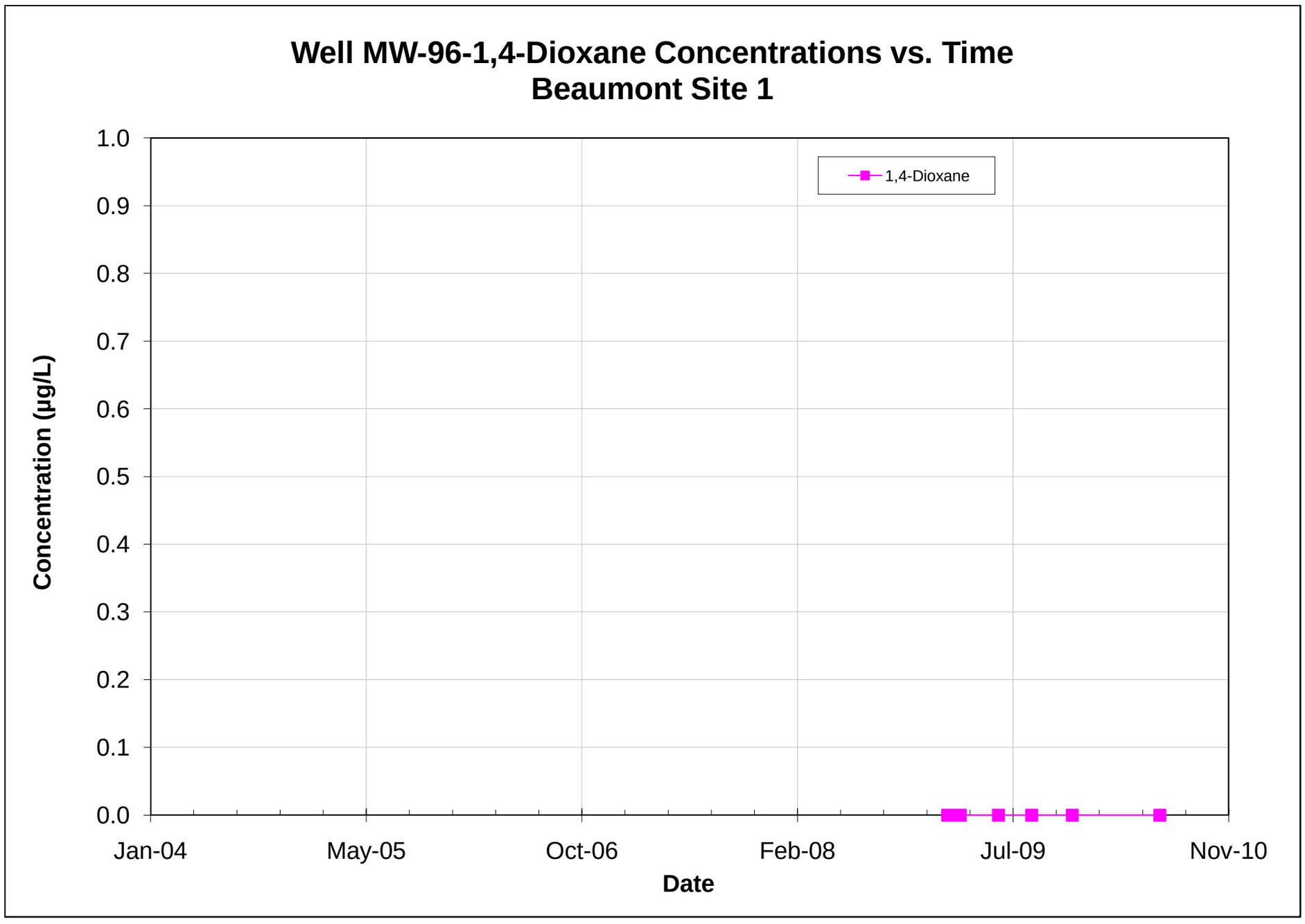

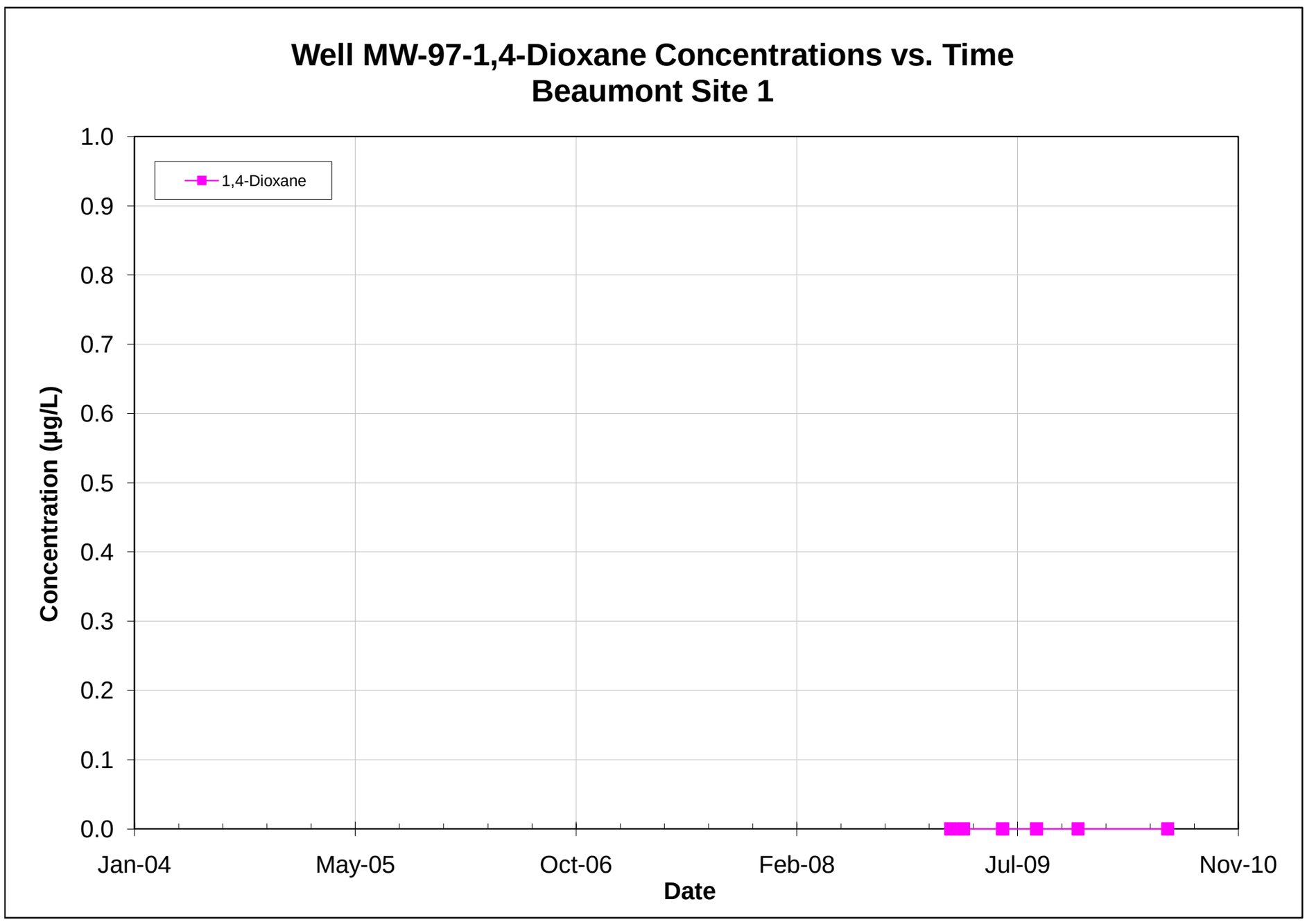

Note: All non-detections are set to zero for graphing purposes.

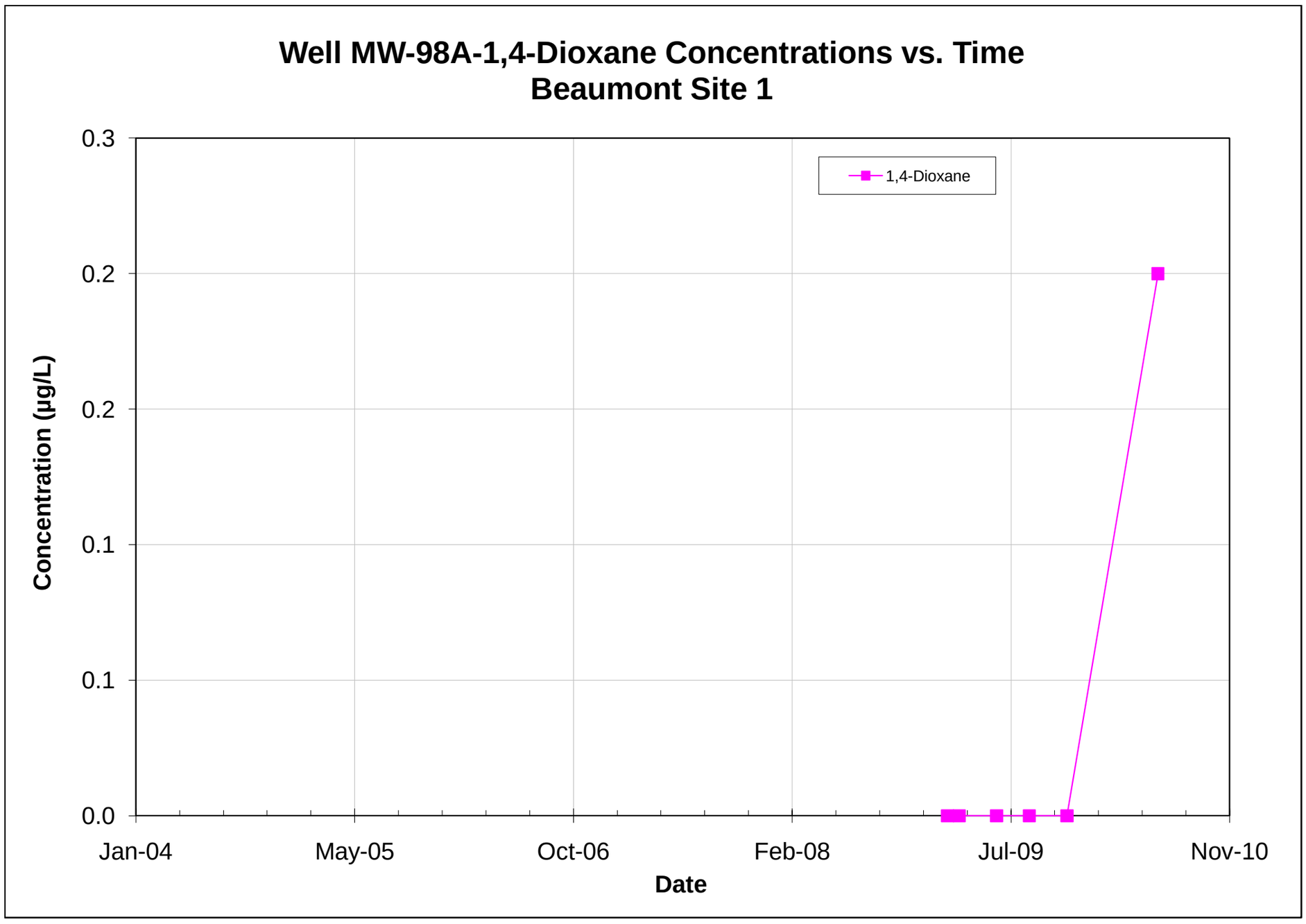

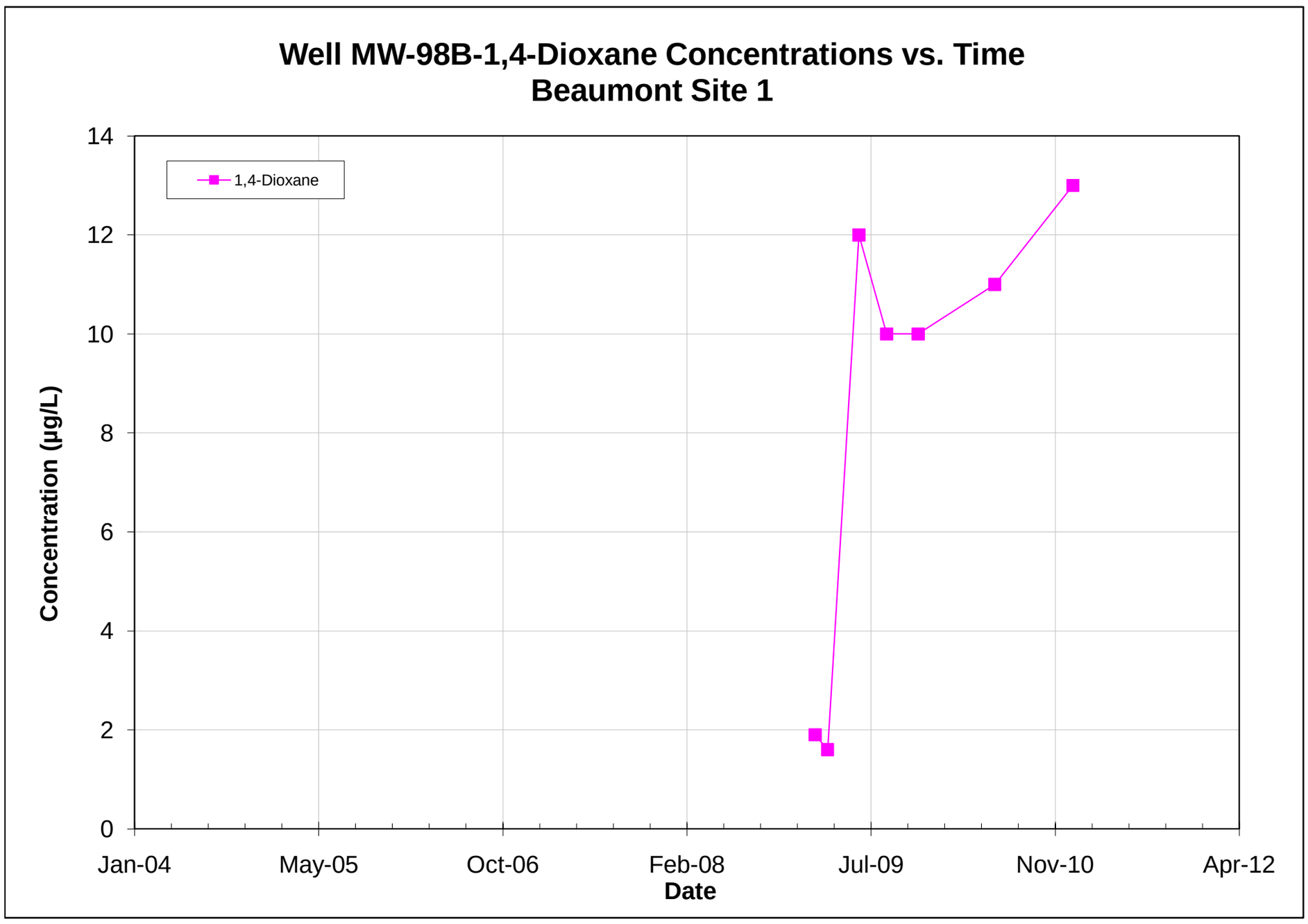

Note: All non-detections are set to zero for graphing purposes.

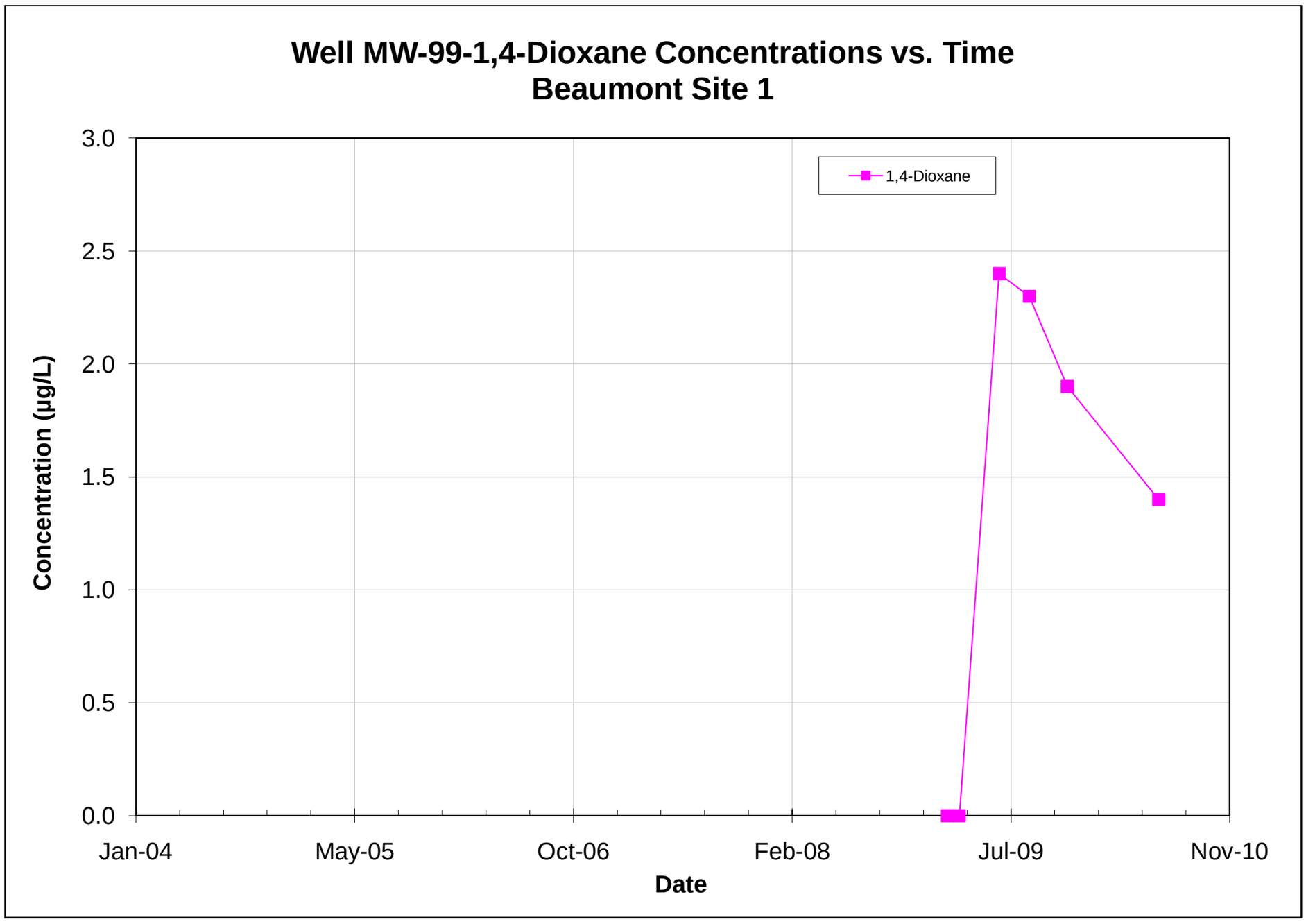

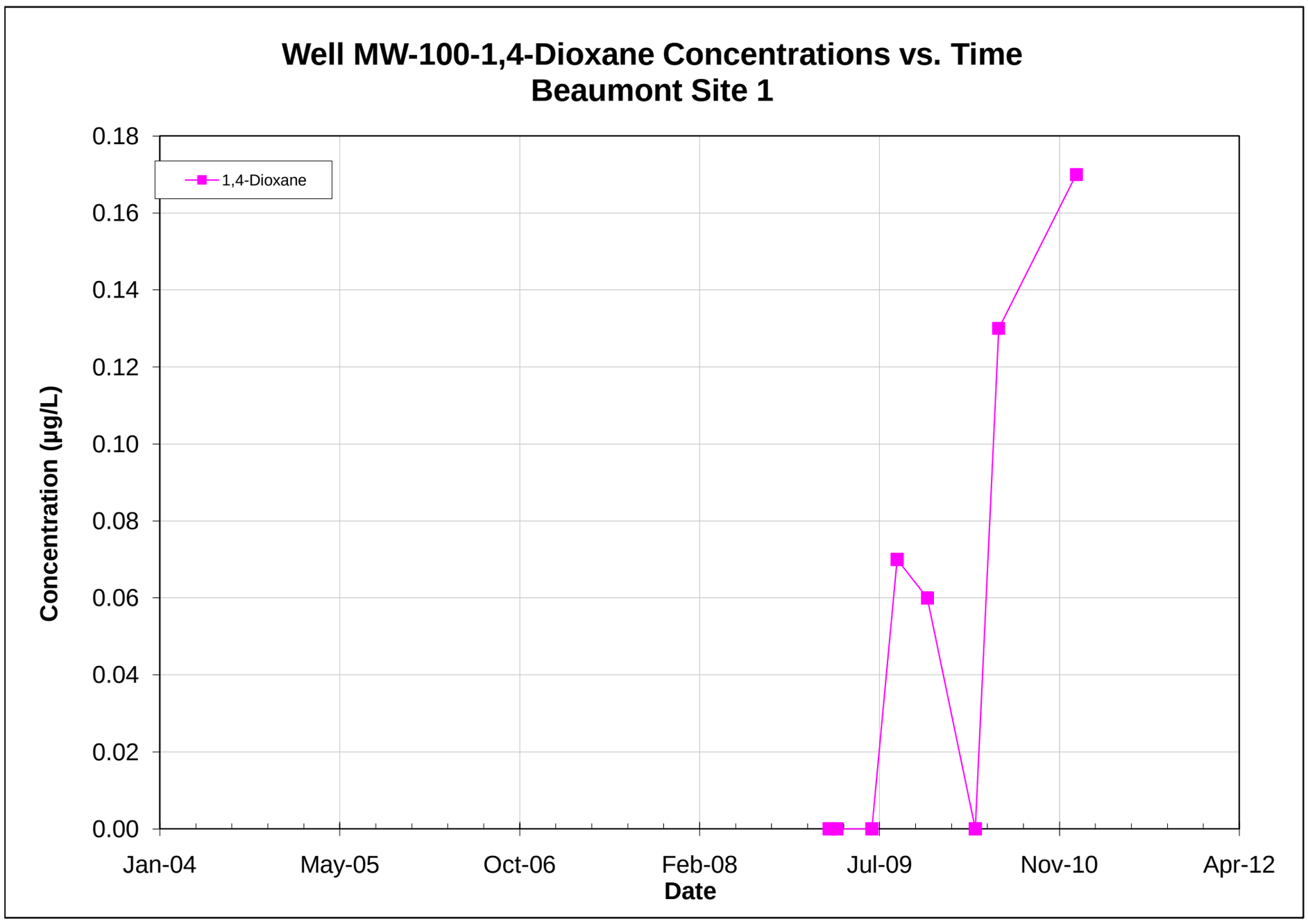

Note: All non-detections are set to zero for graphing purposes.

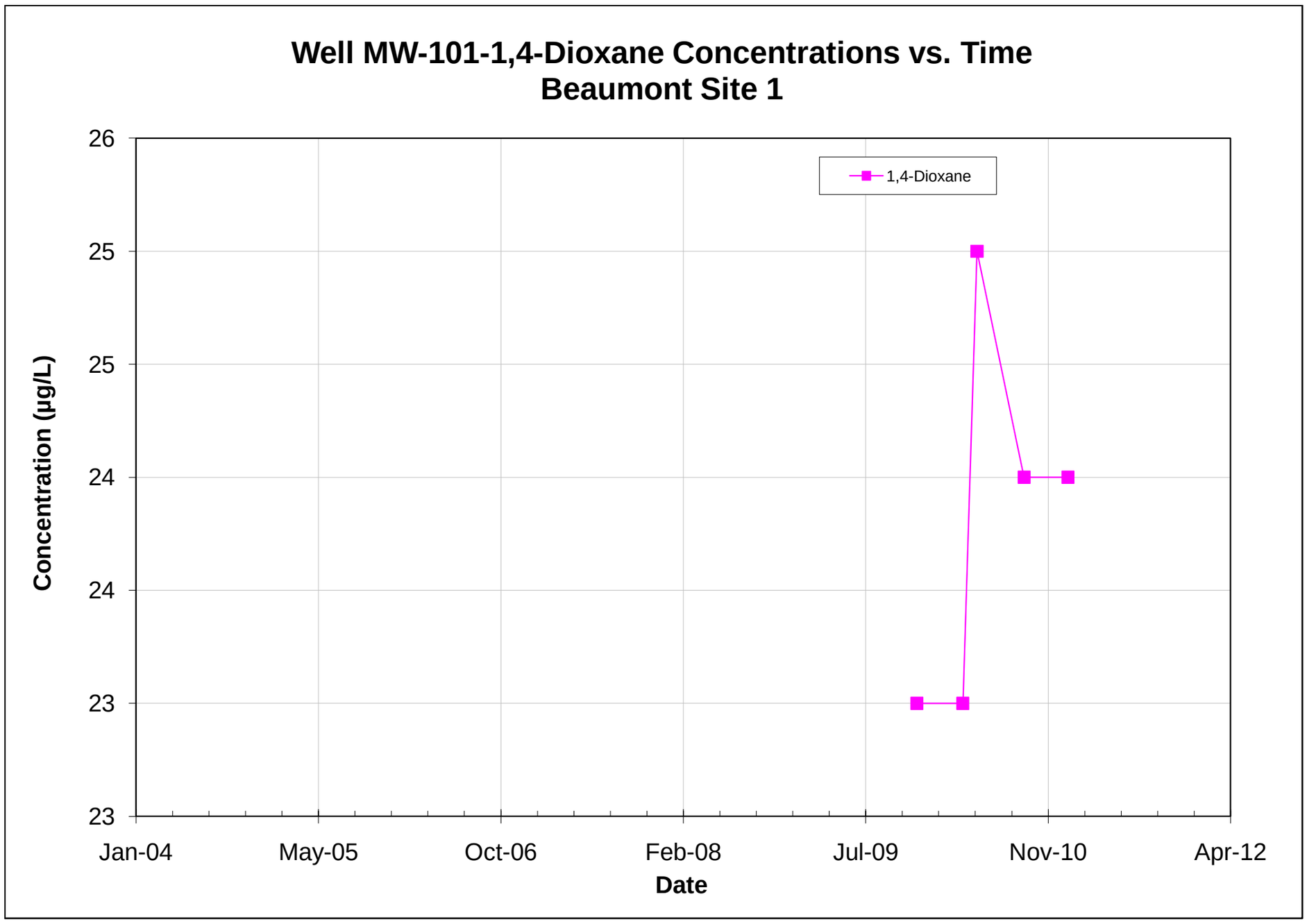

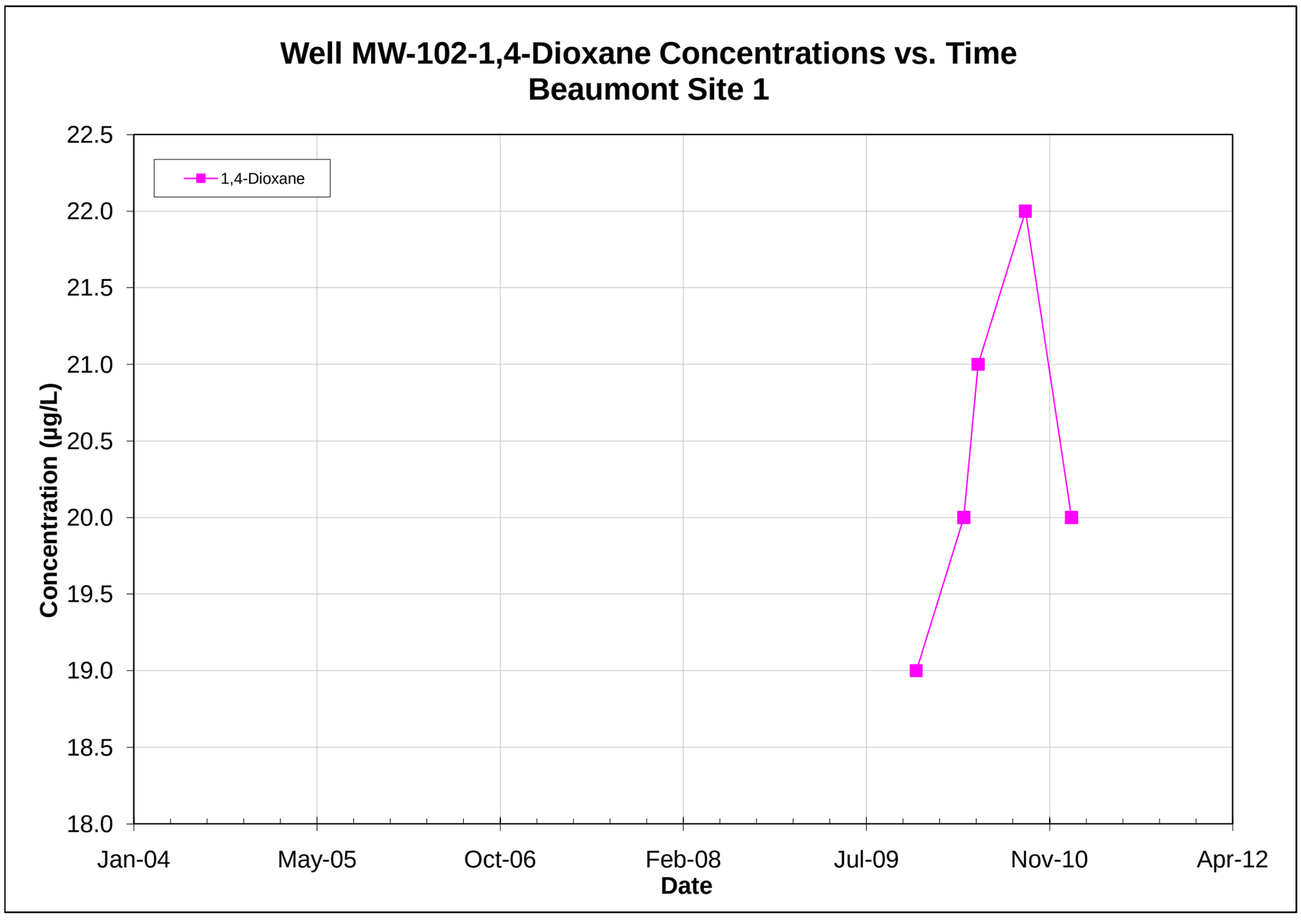

Note: All non-detections are set to zero for graphing purposes.

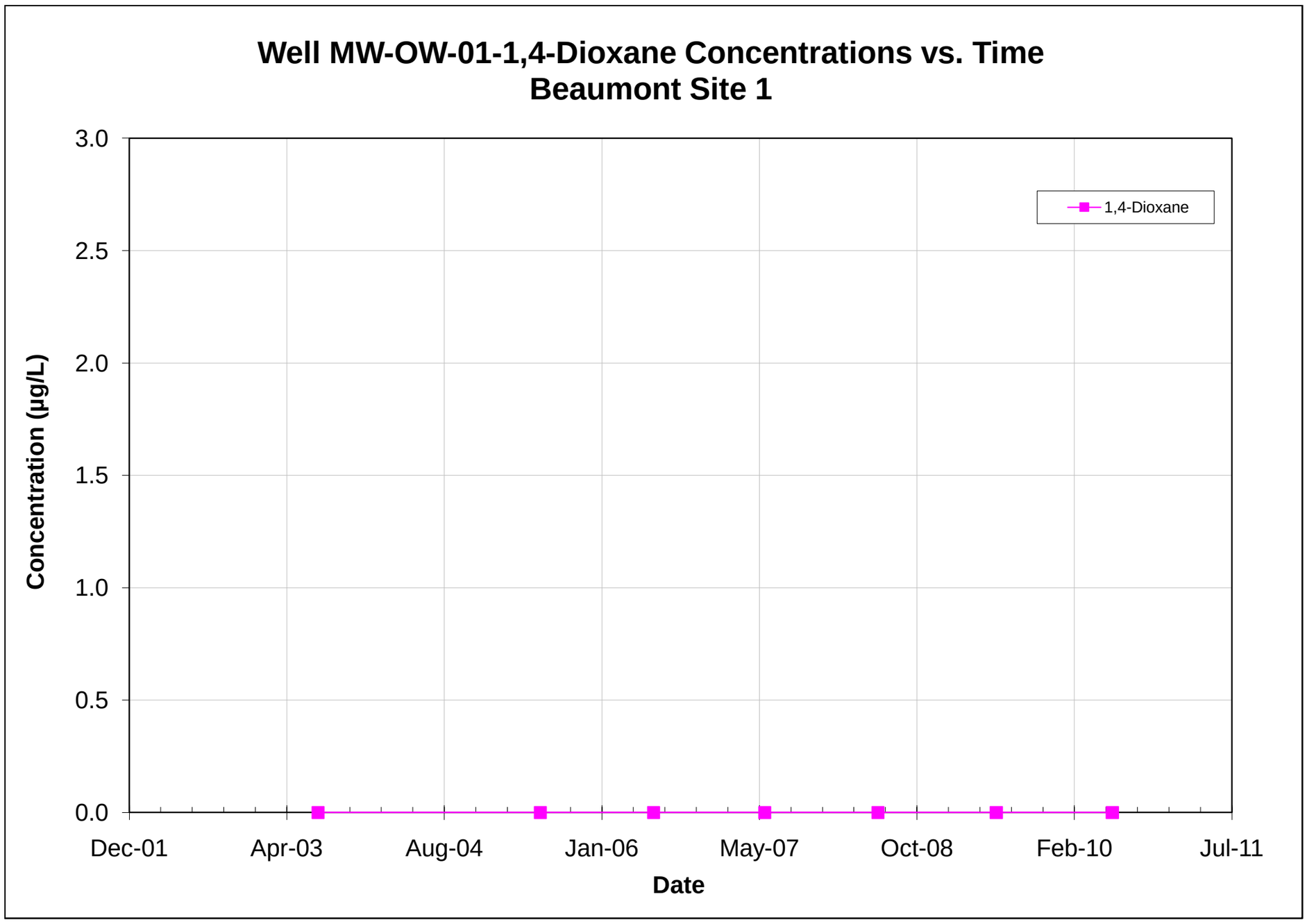

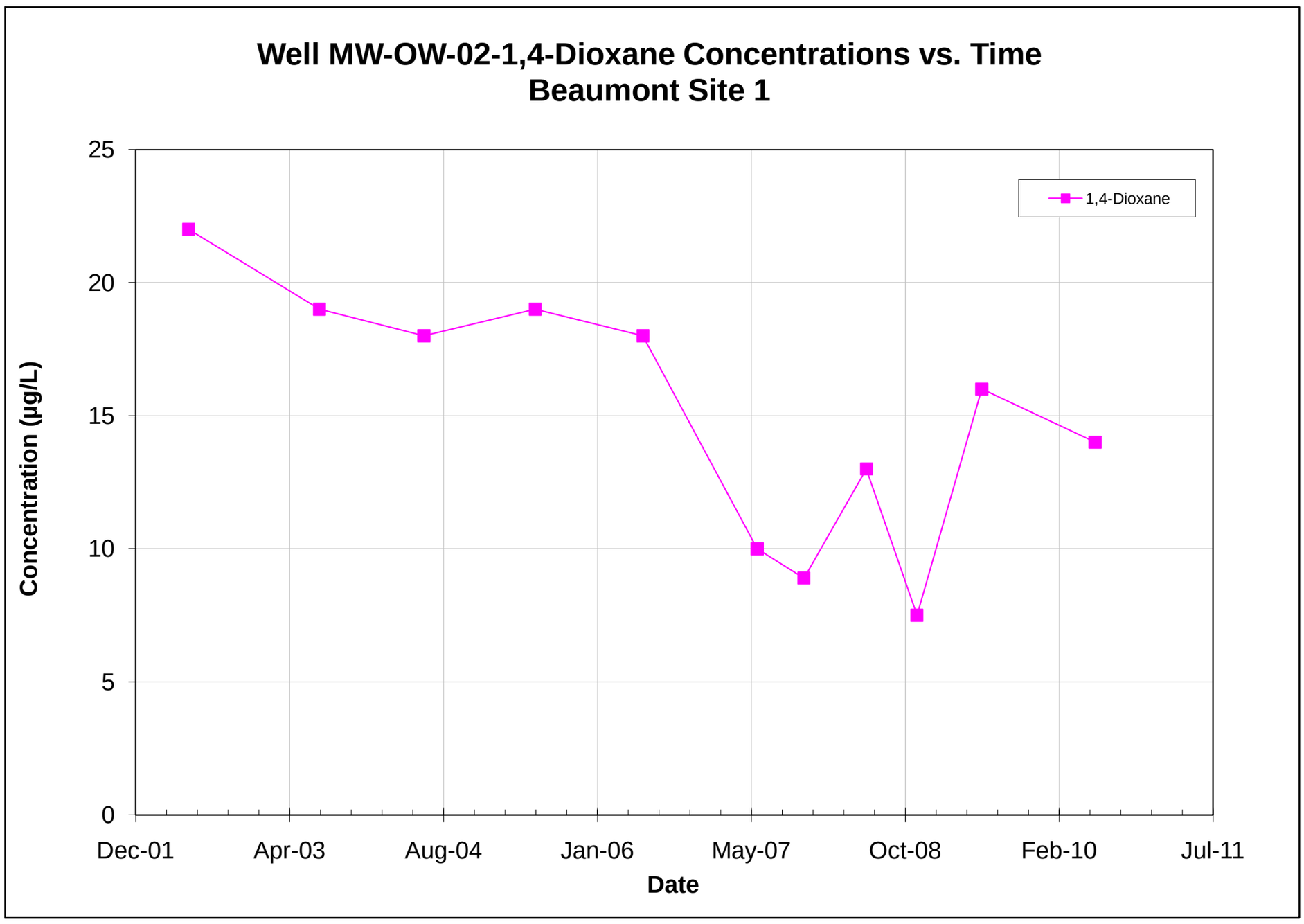

Note: All non-detections are set to zero for graphing purposes.

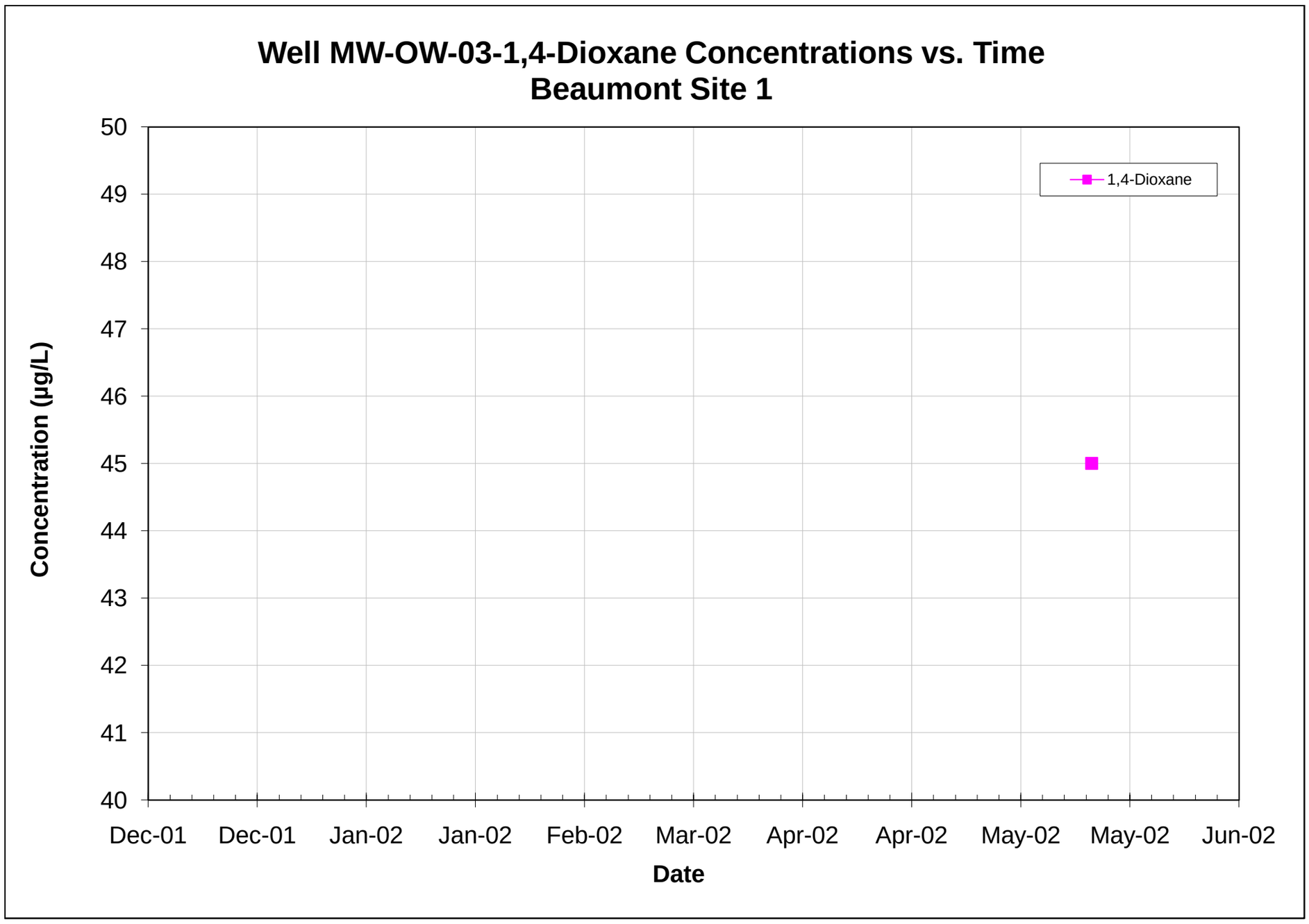

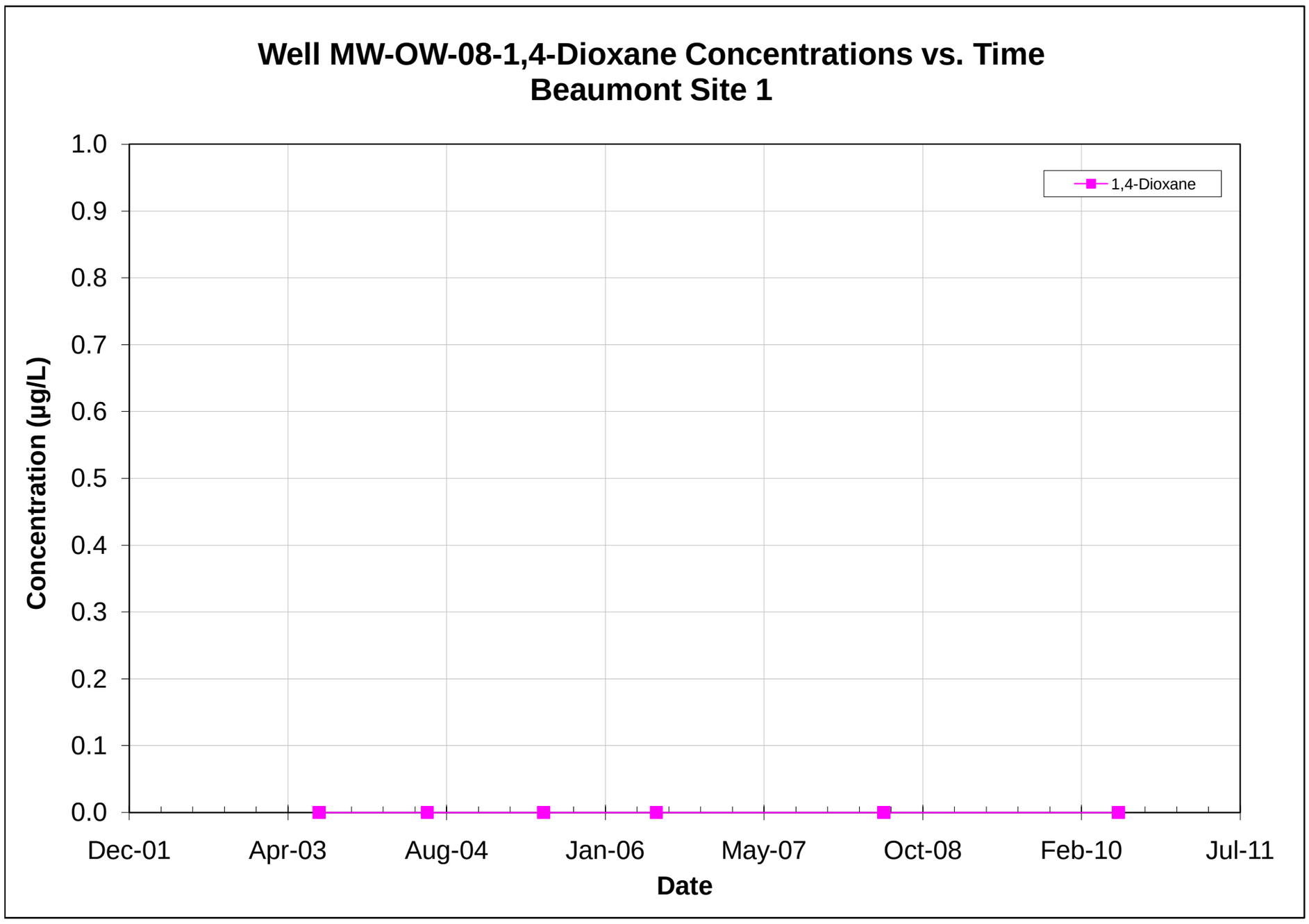

Note: All non-detections are set to zero for graphing purposes.

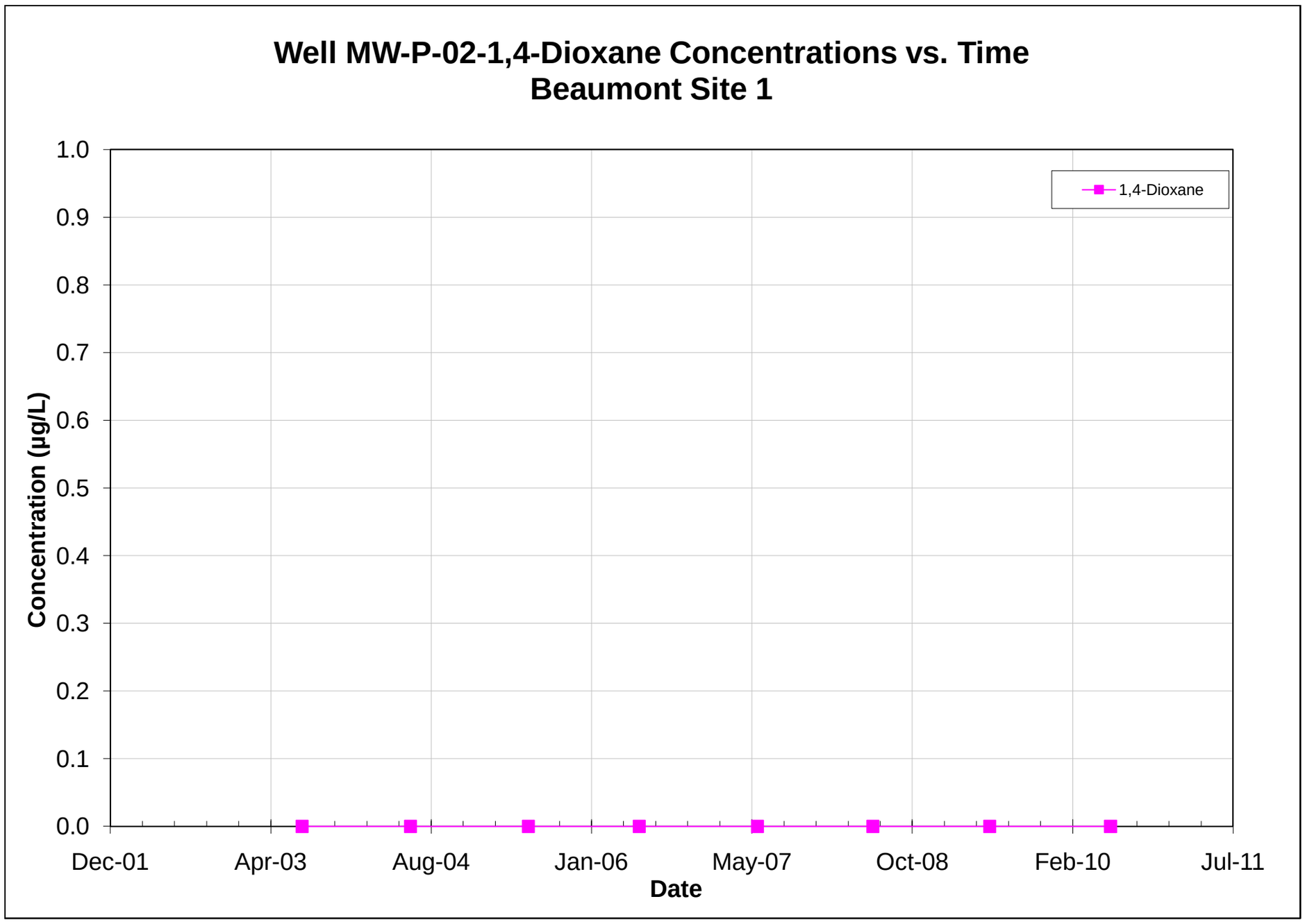

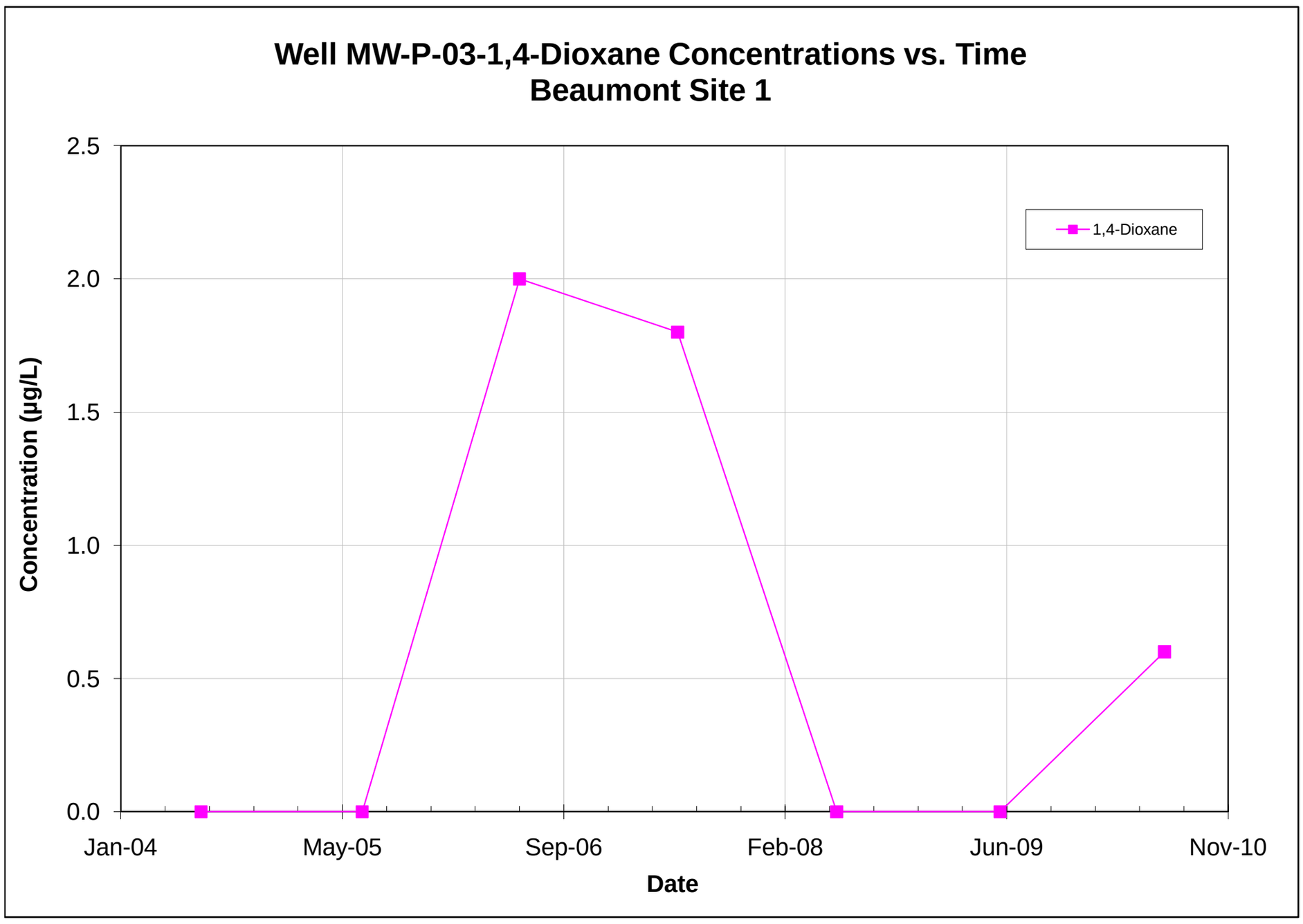

Note: All non-detections are set to zero for graphing purposes.

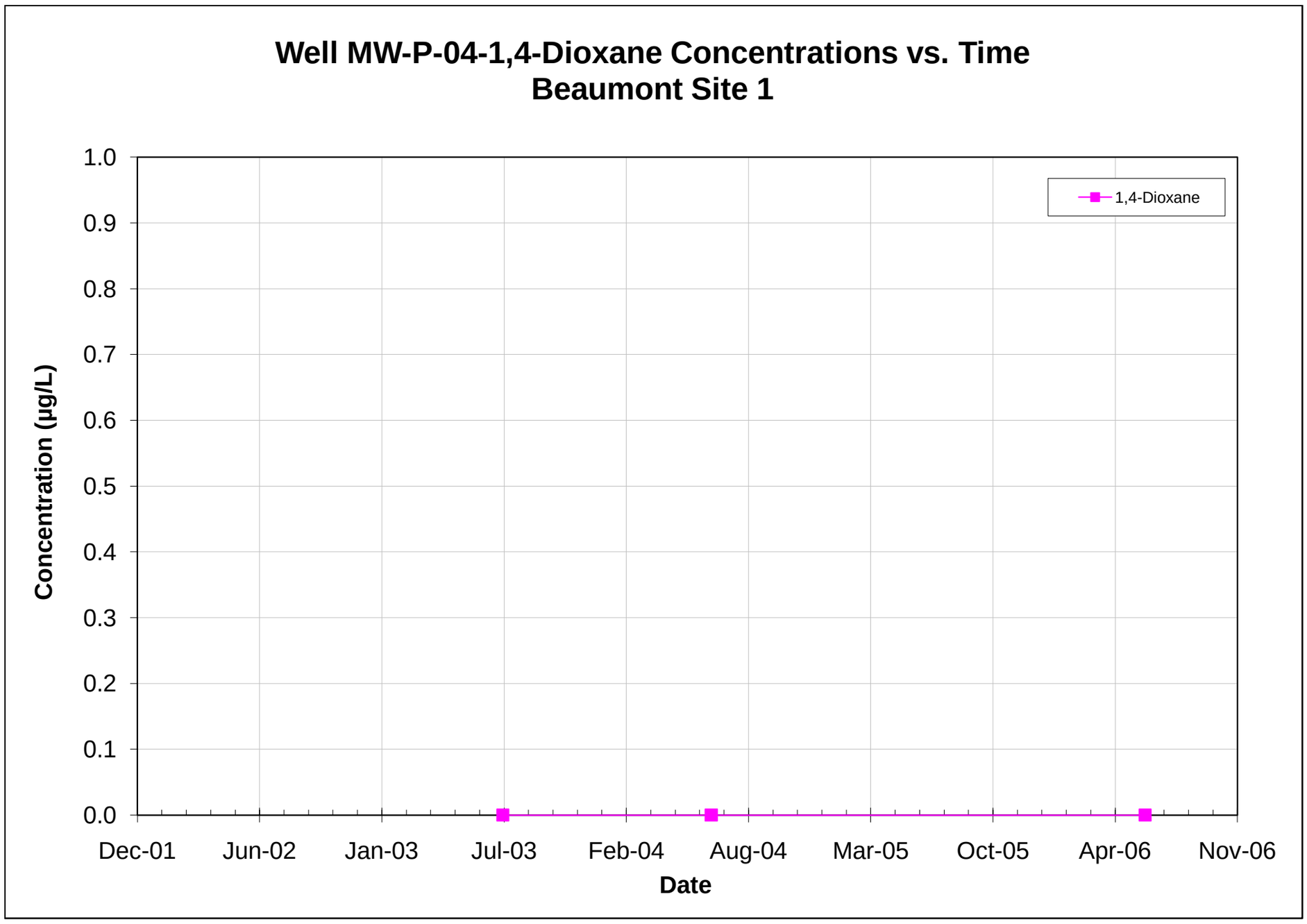

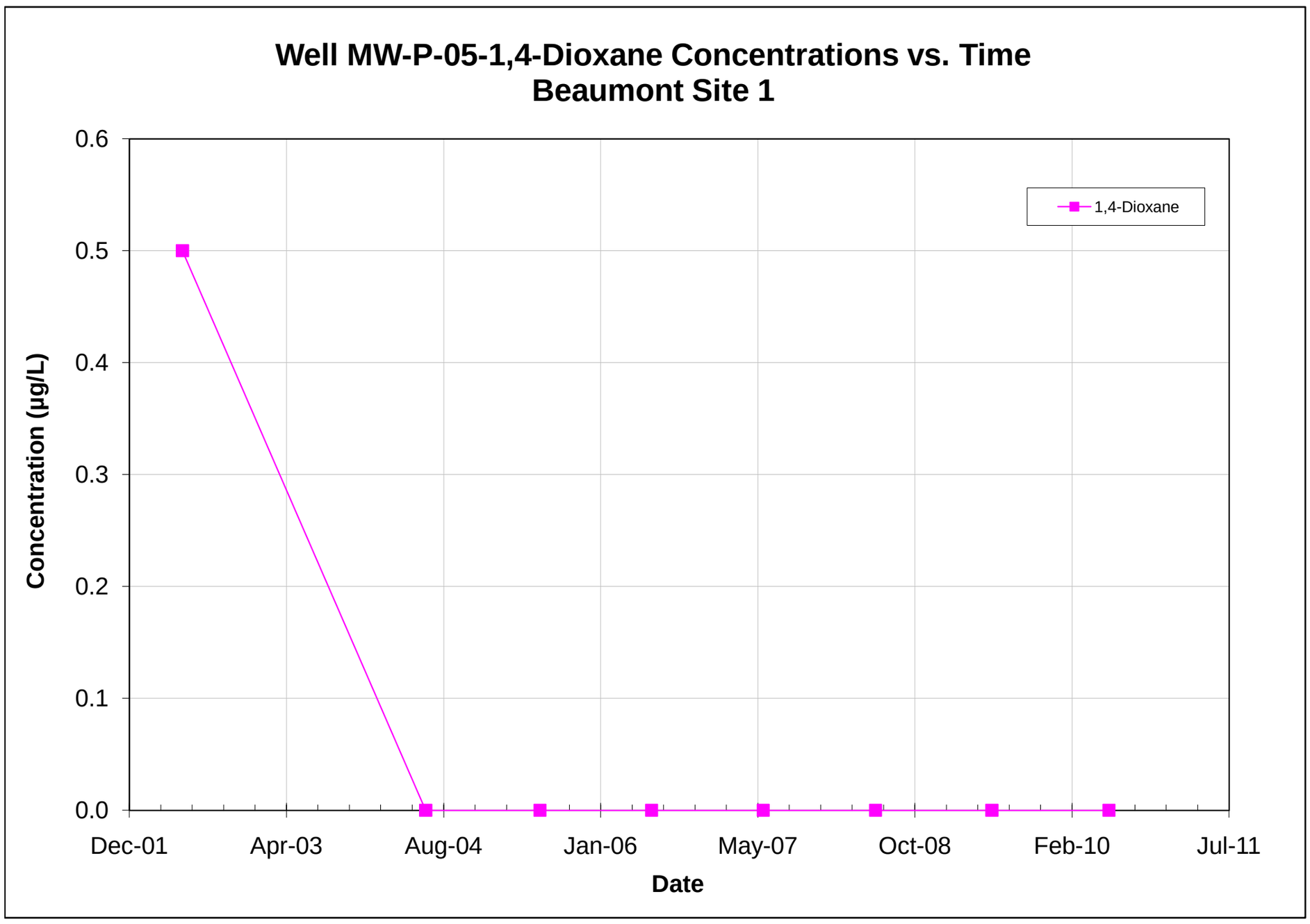

Note: All non-detections are set to zero for graphing purposes.

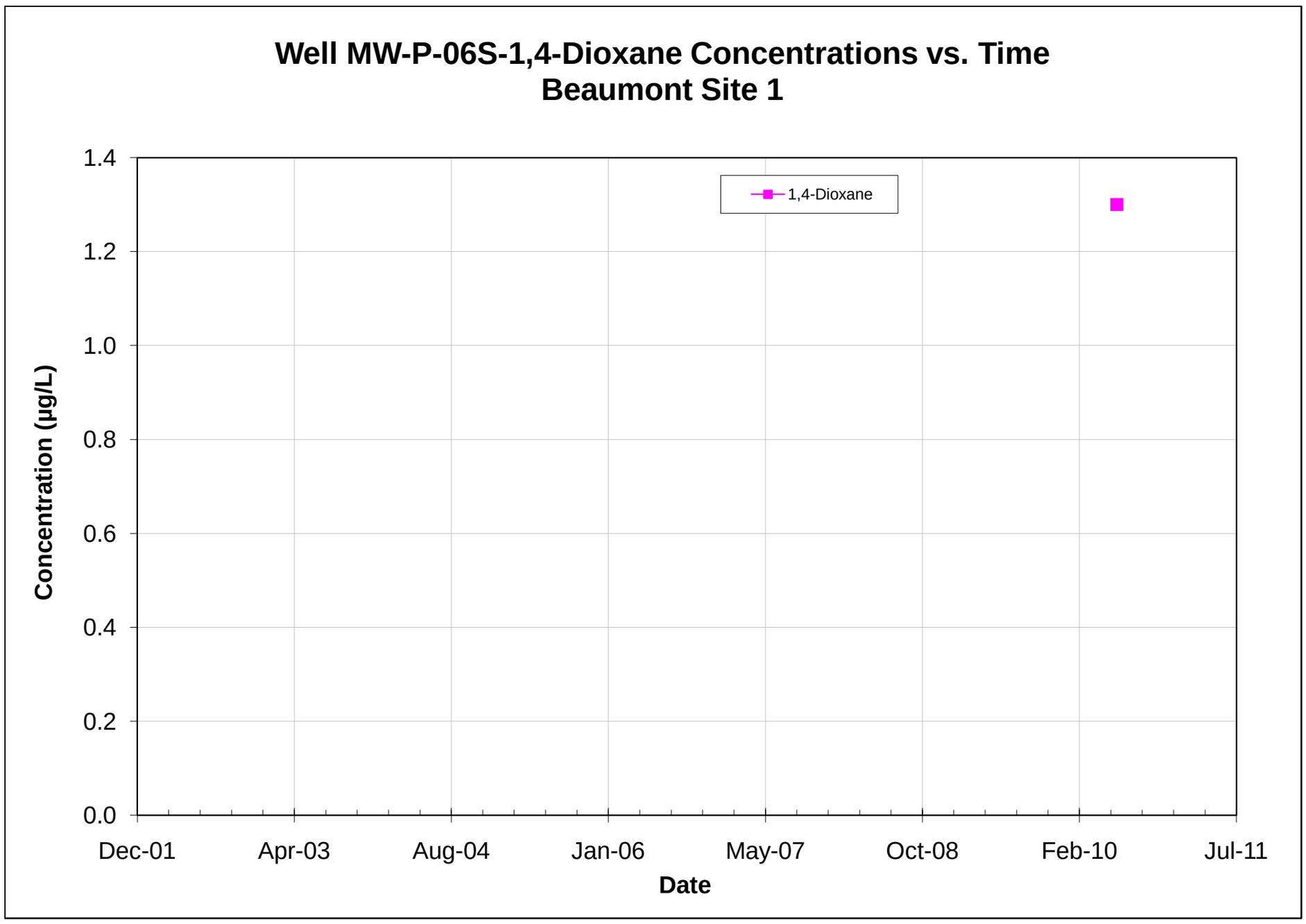

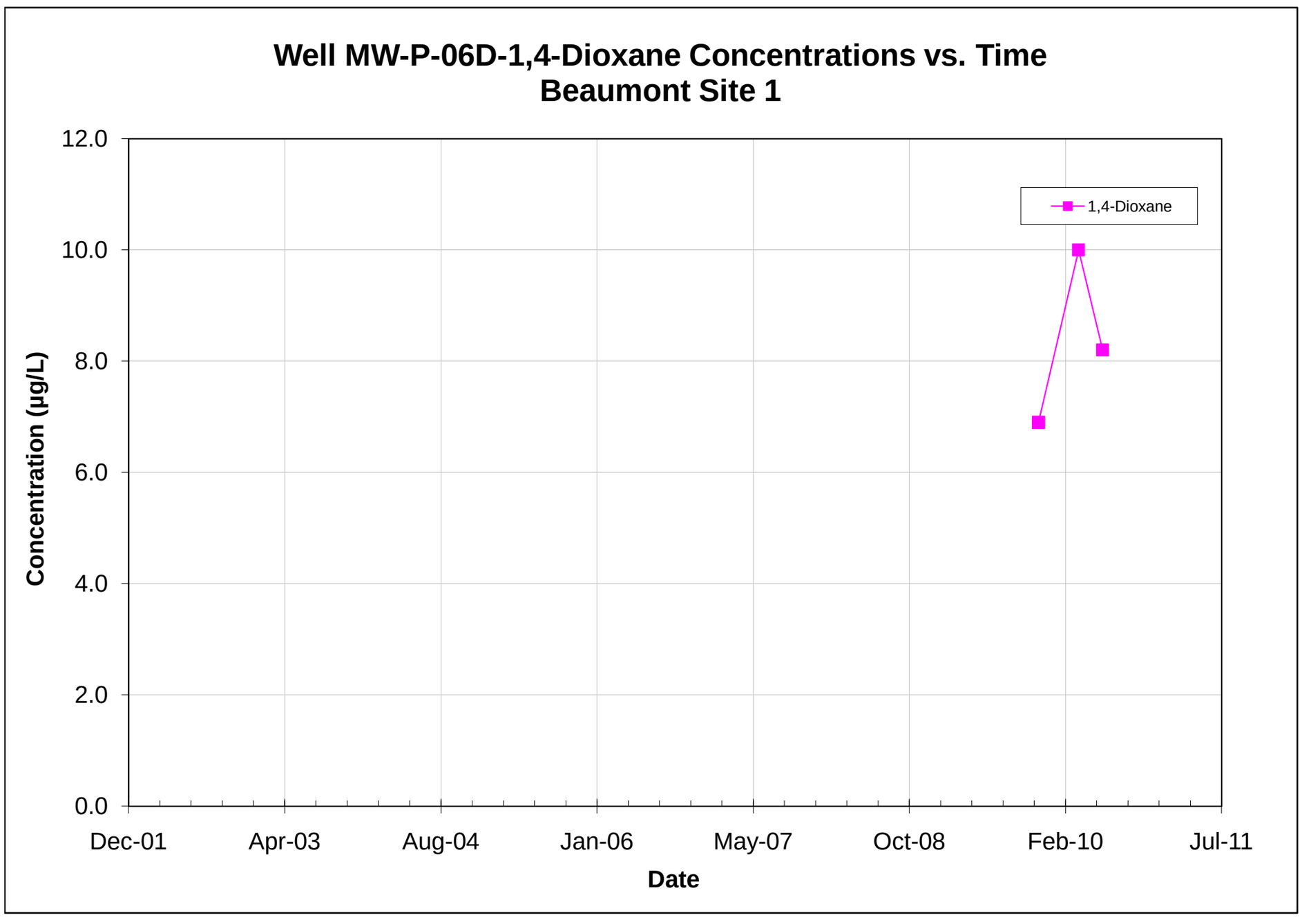

Note: All non-detections are set to zero for graphing purposes.

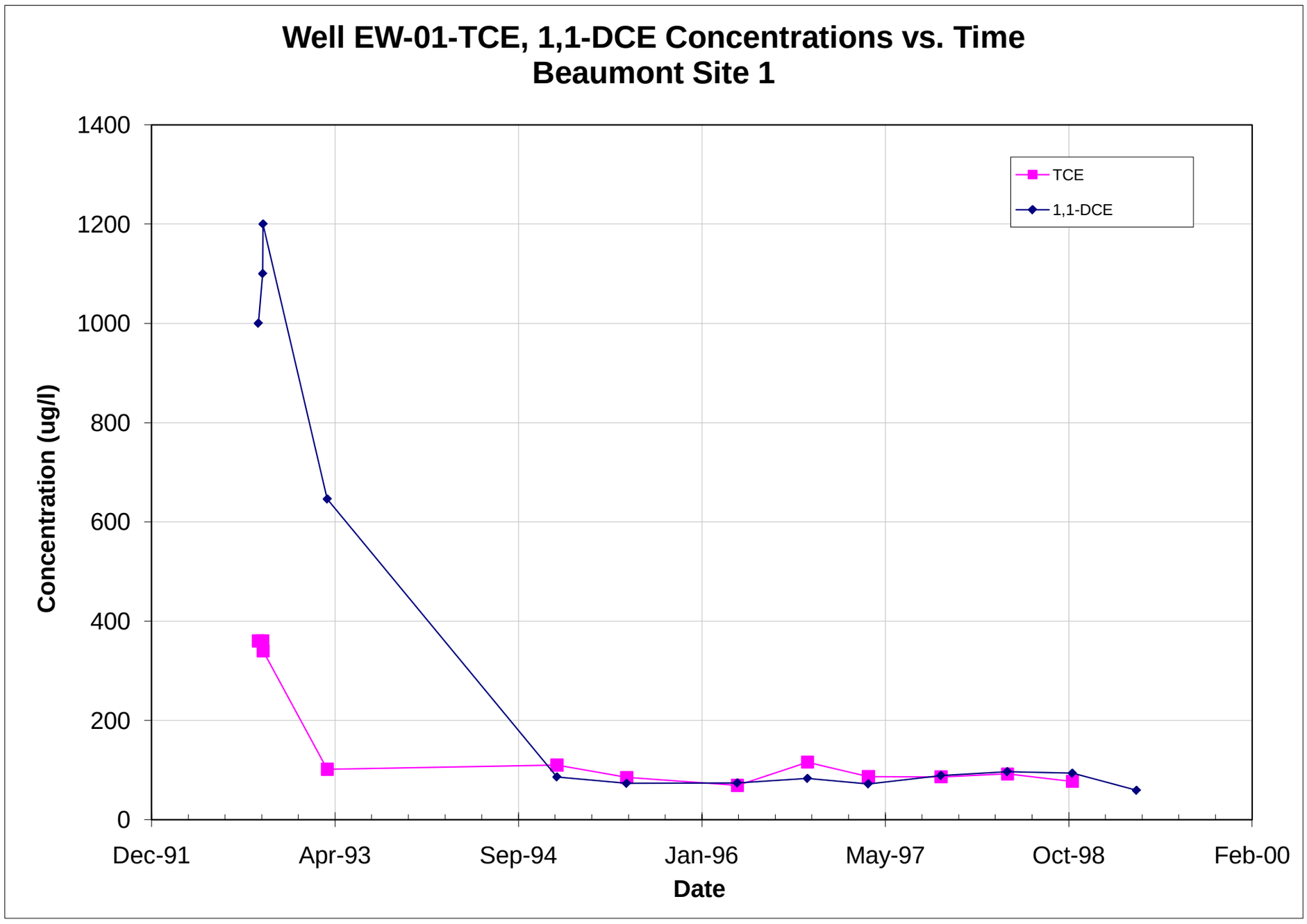

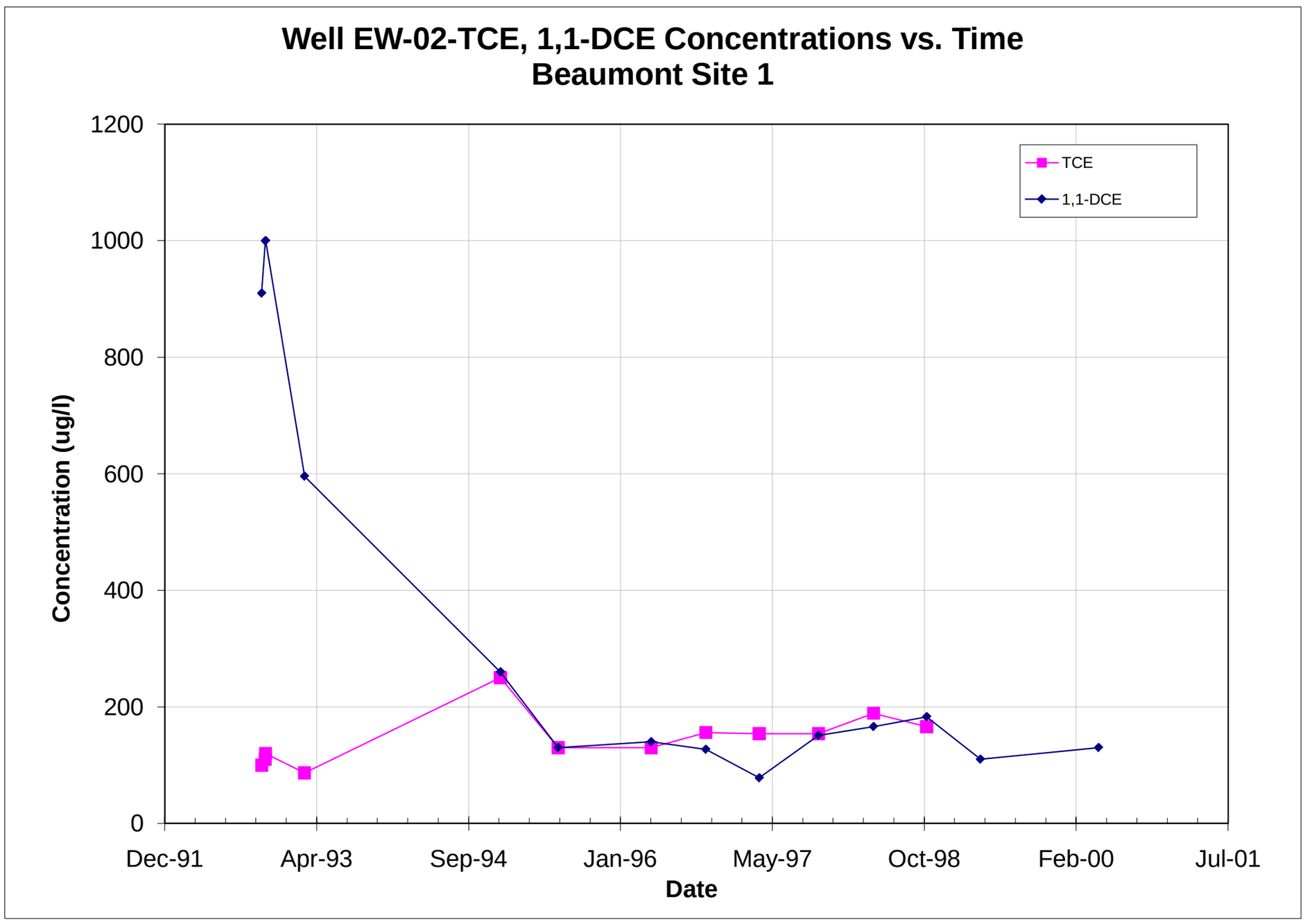

Note: All non-detections are set to zero for graphing purposes.

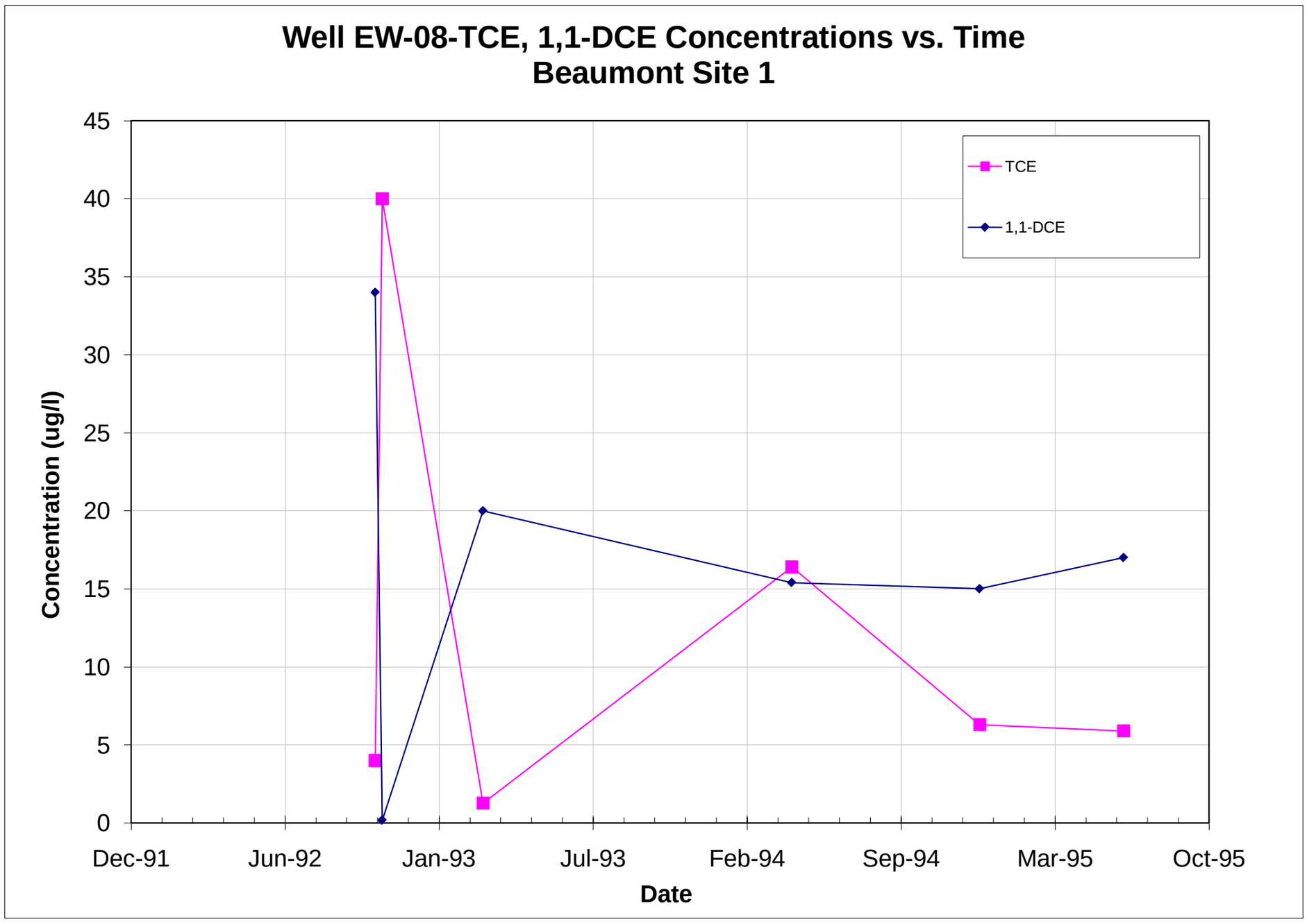

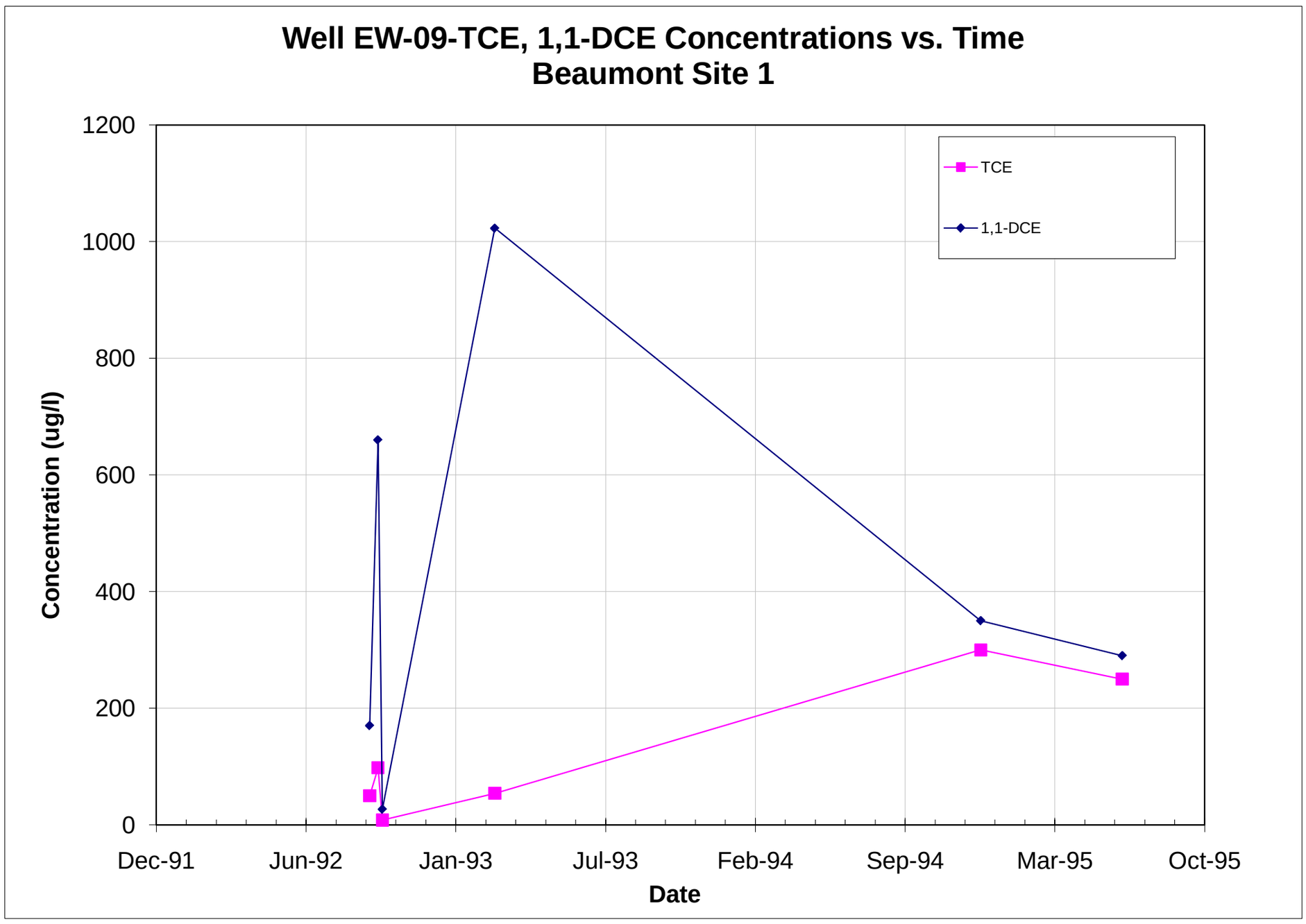

Note: All non-detections are set to zero for graphing purposes.

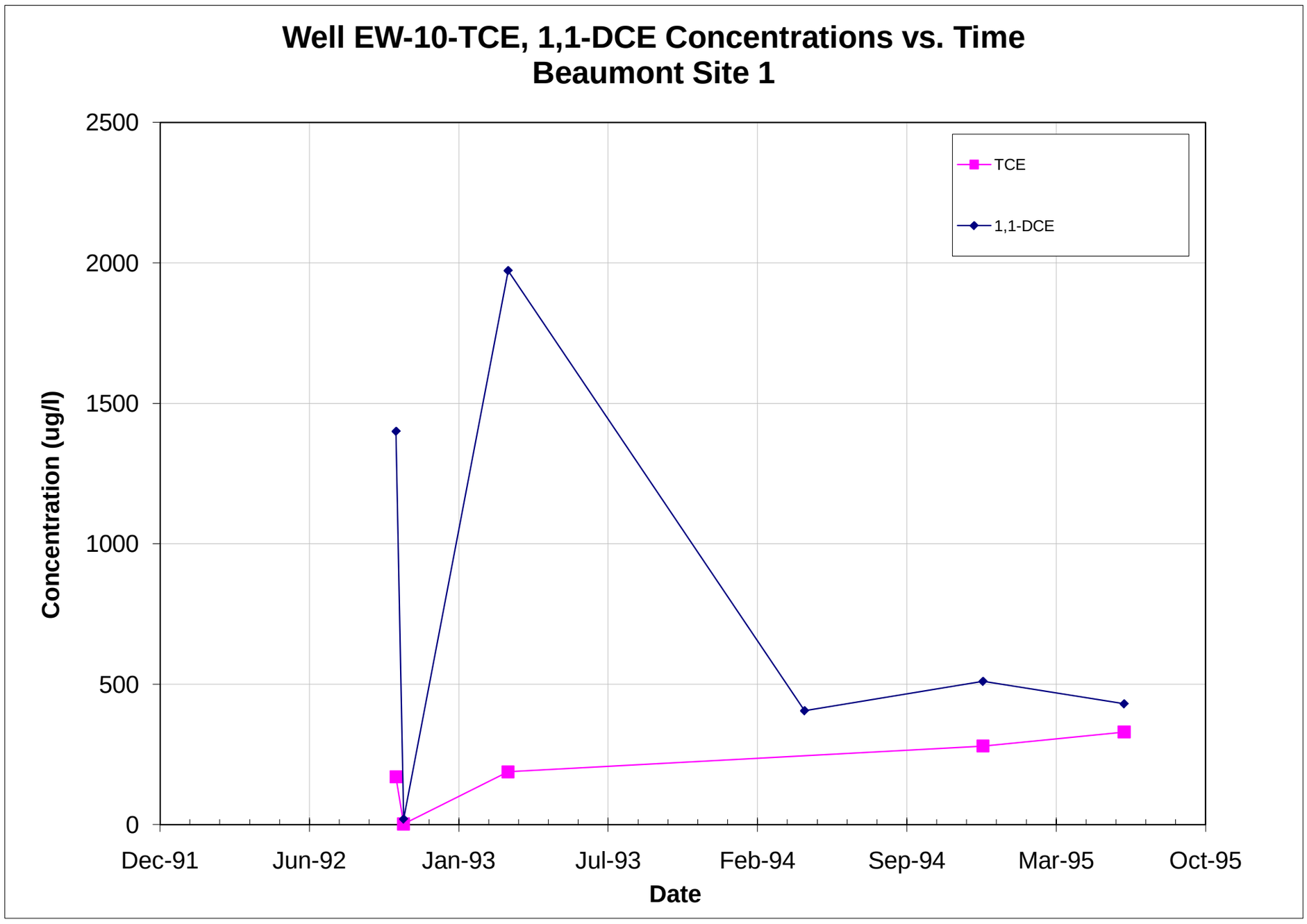

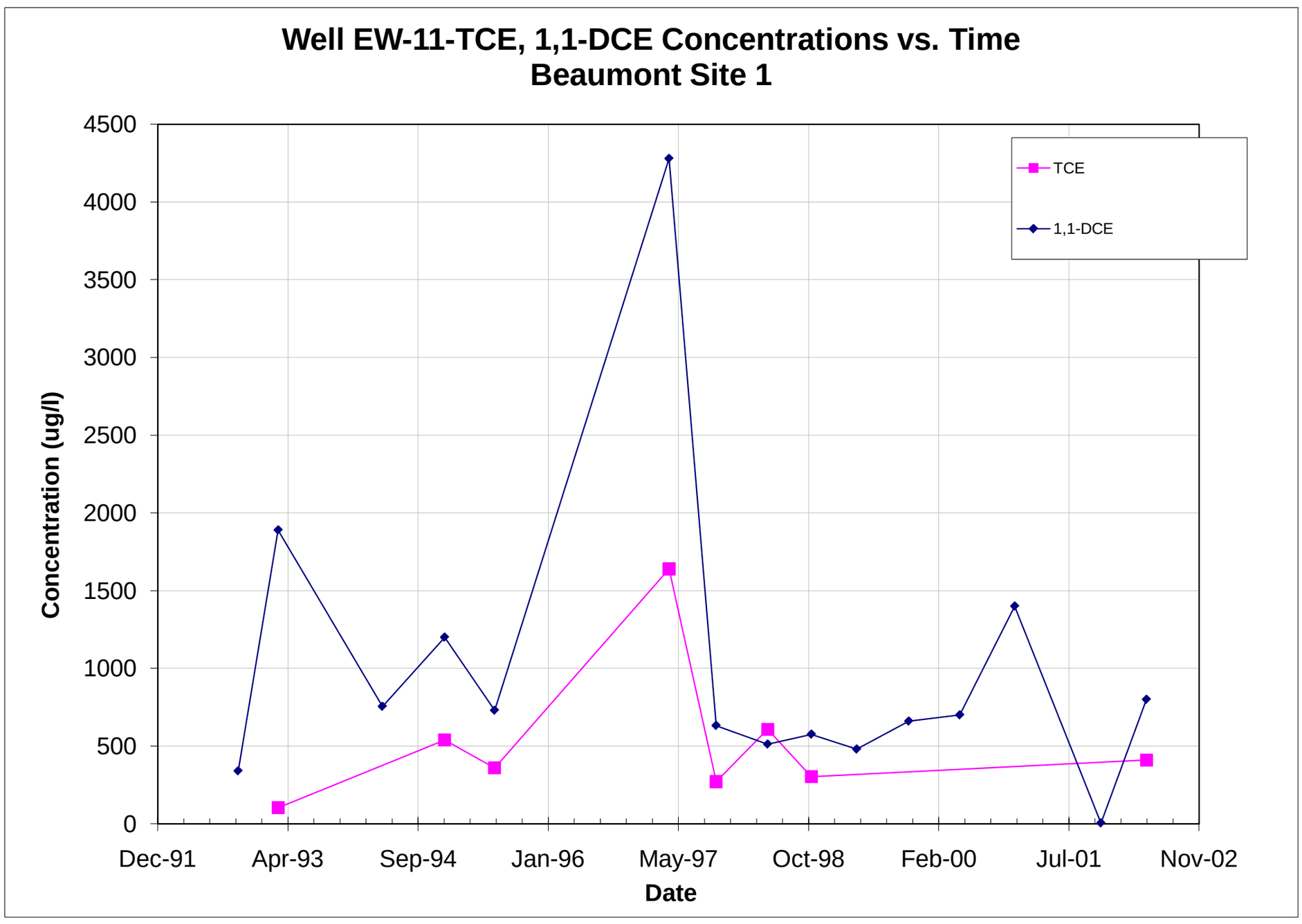

Note: All non-detections are set to zero for graphing purposes.

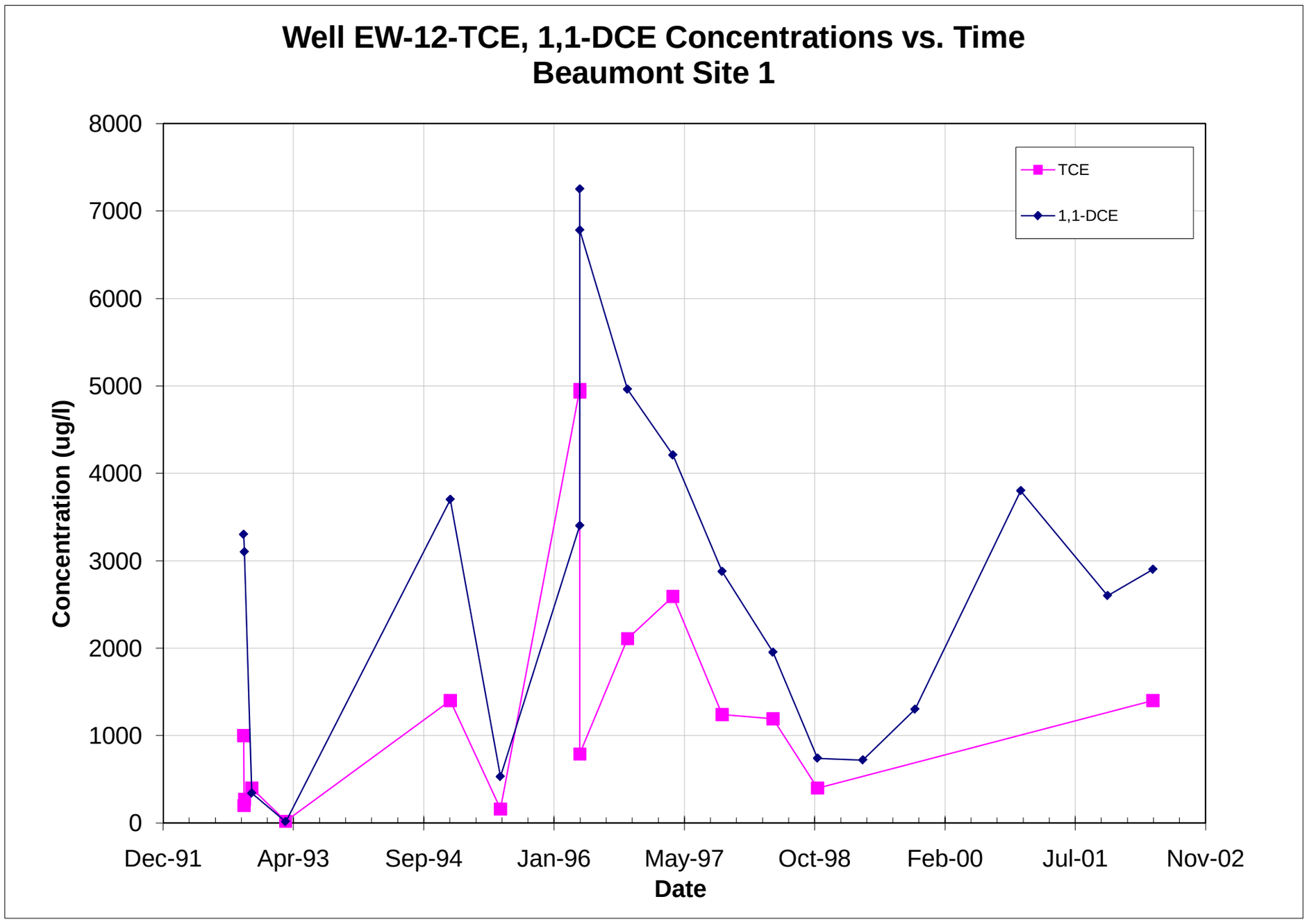

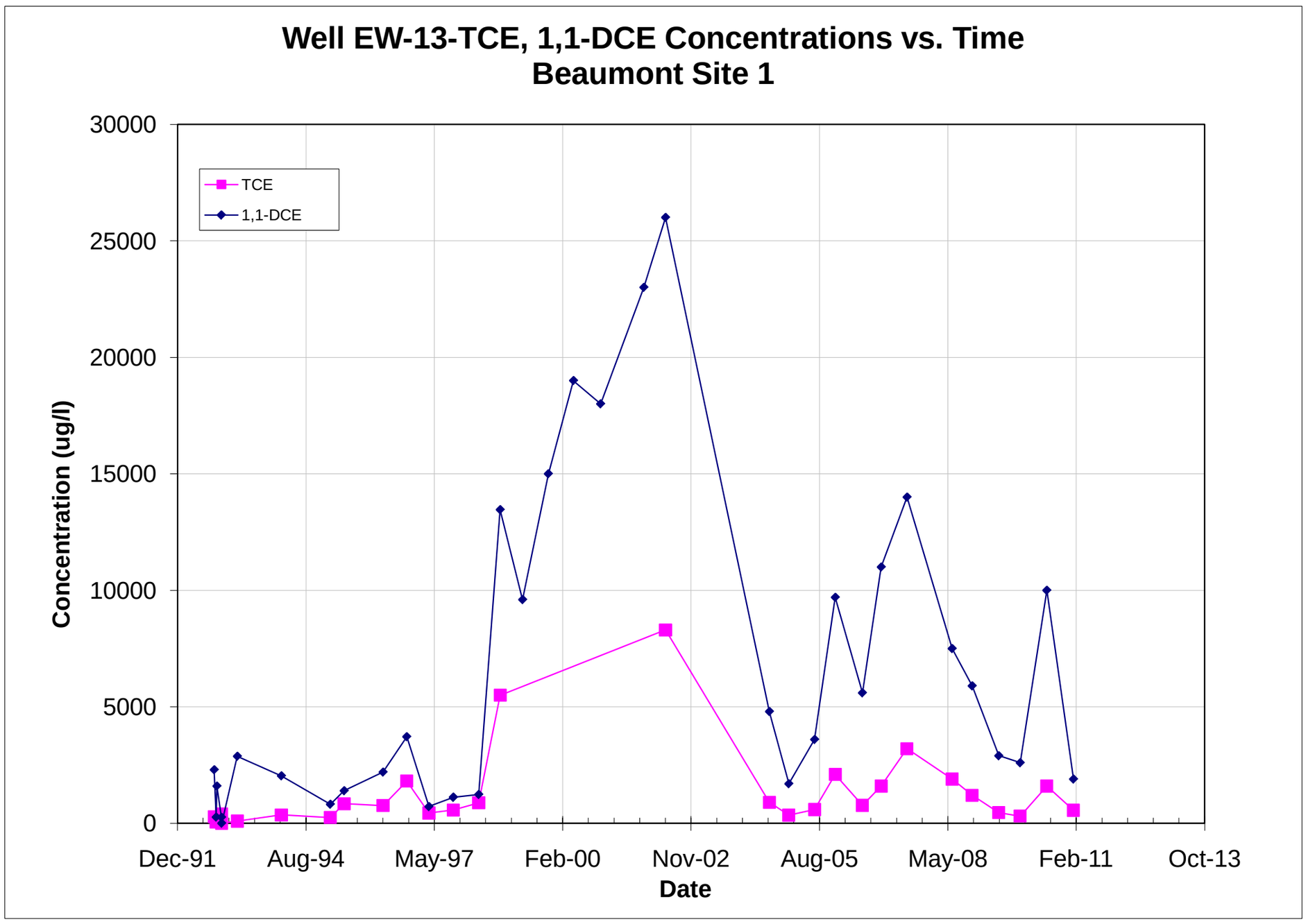

Note: All non-detections are set to zero for graphing purposes.

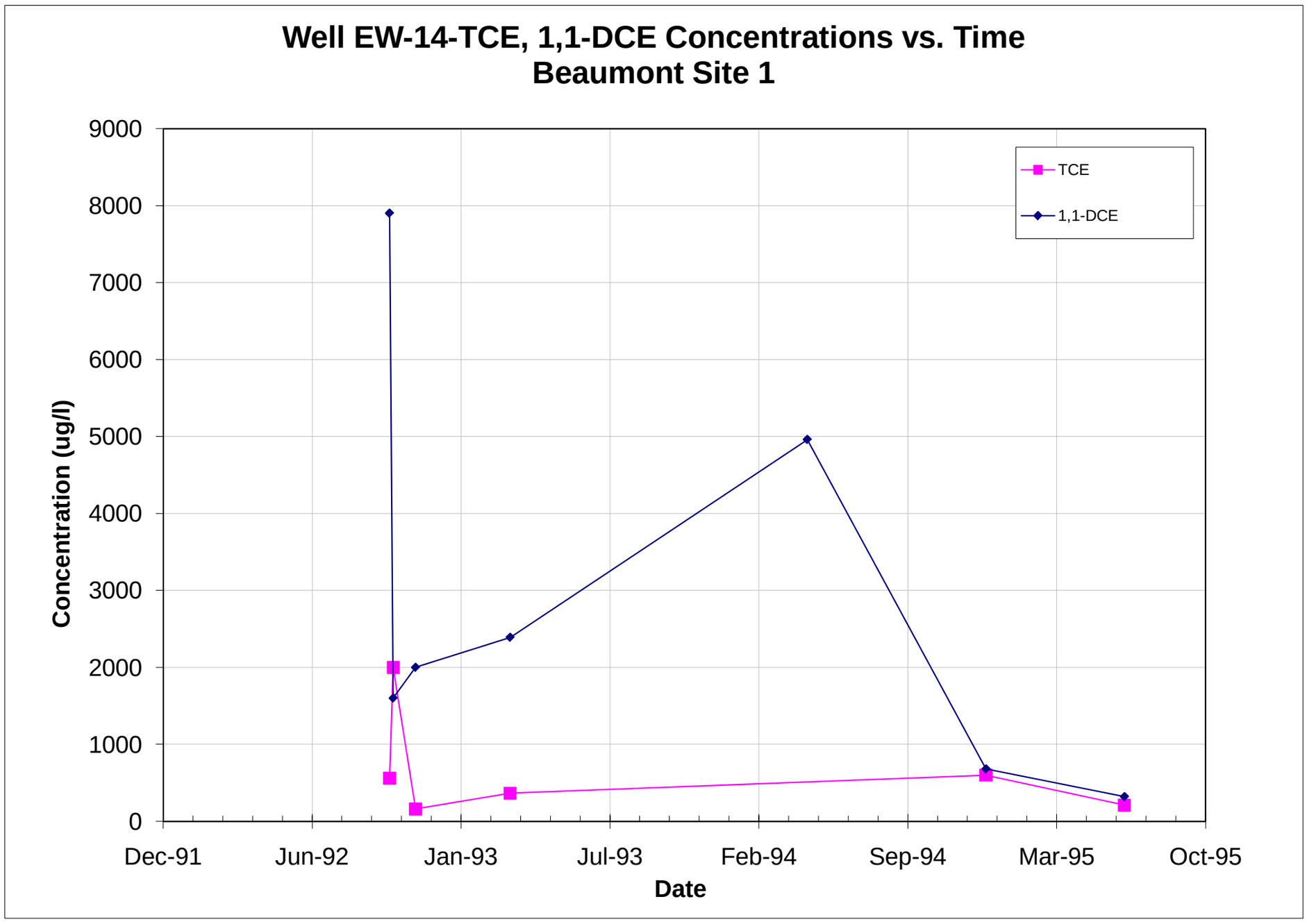

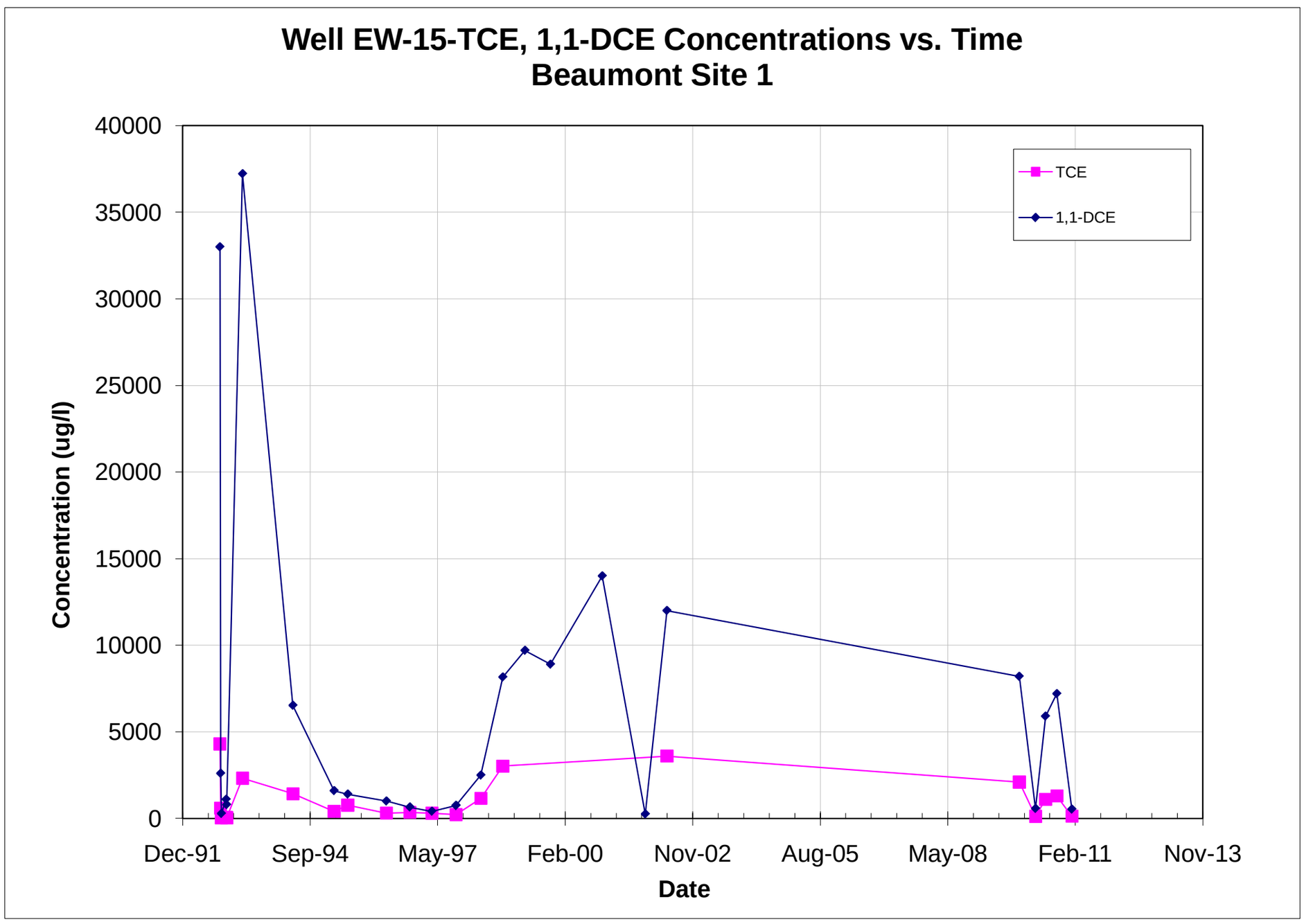

Note: All non-detections are set to zero for graphing purposes.

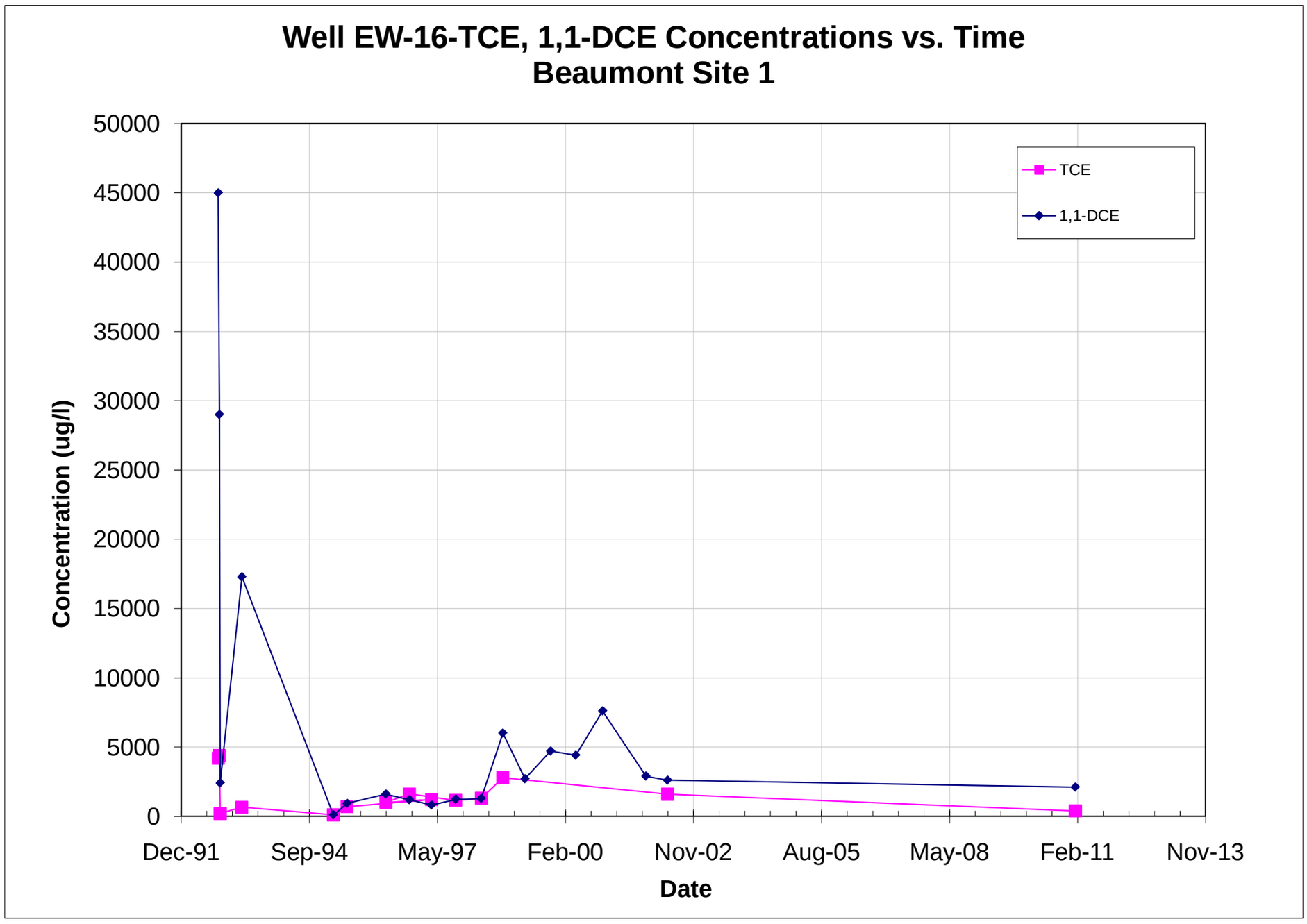

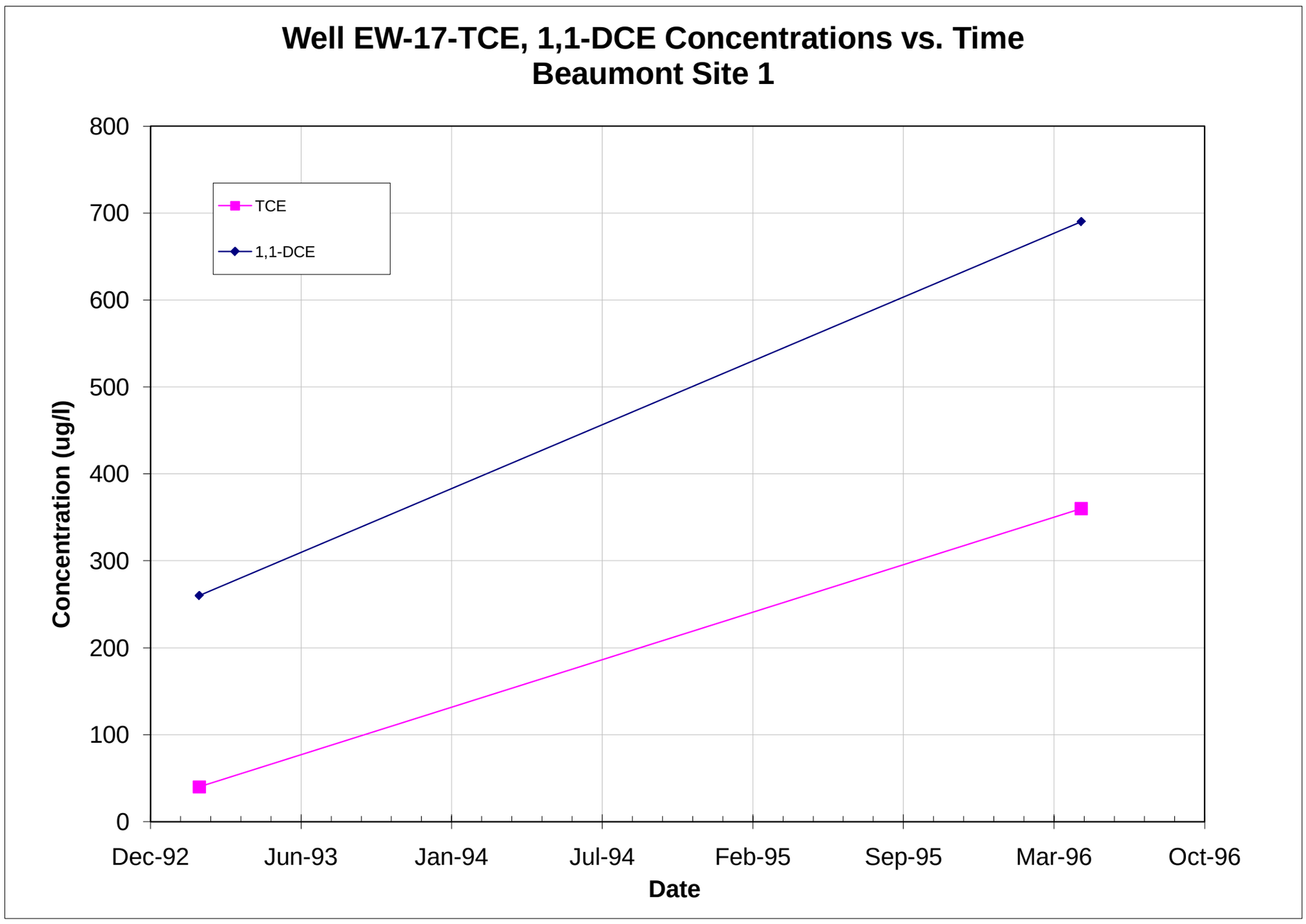

Note: All non-detections are set to zero for graphing purposes.

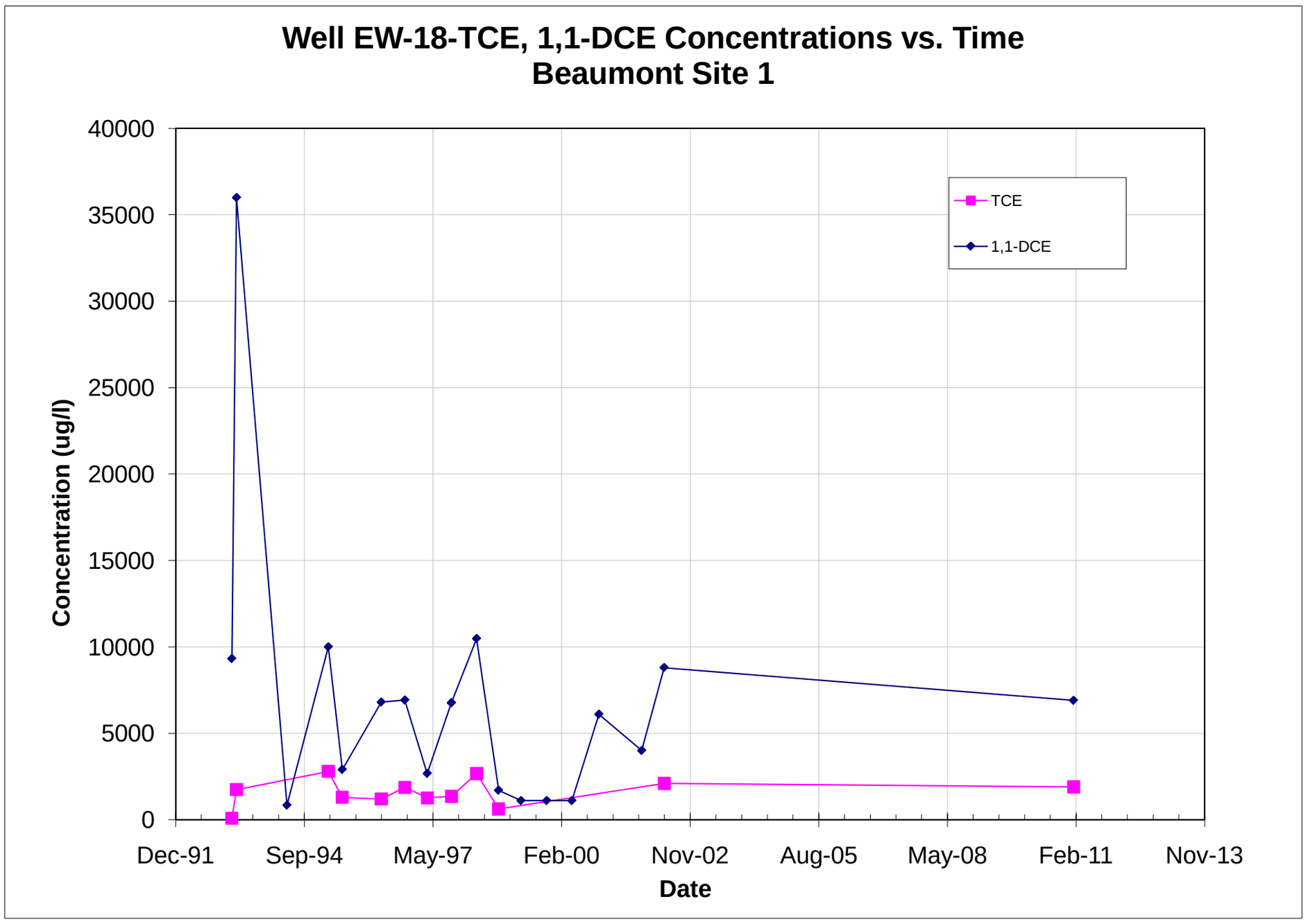

Note: All non-detections are set to zero for graphing purposes.

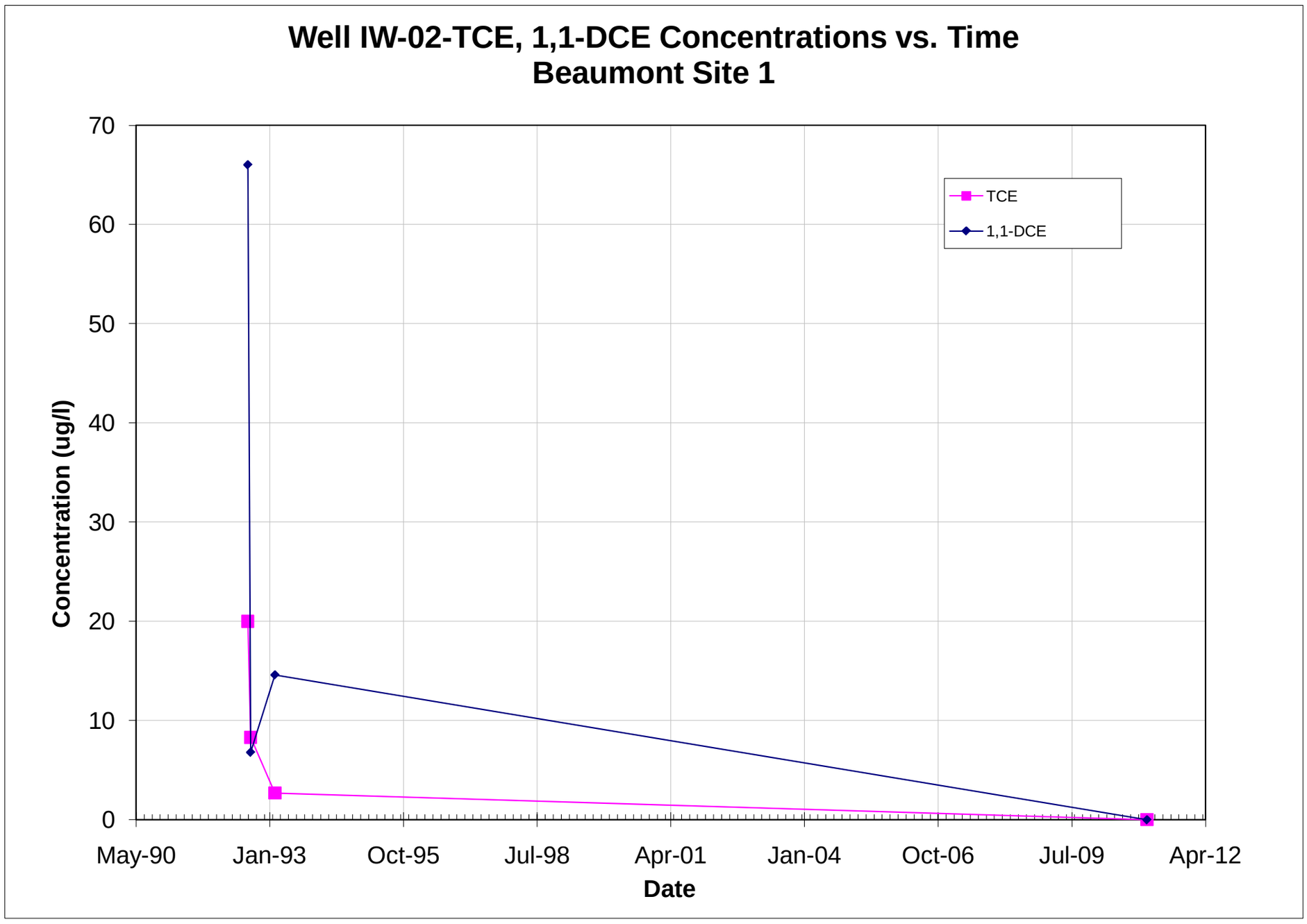

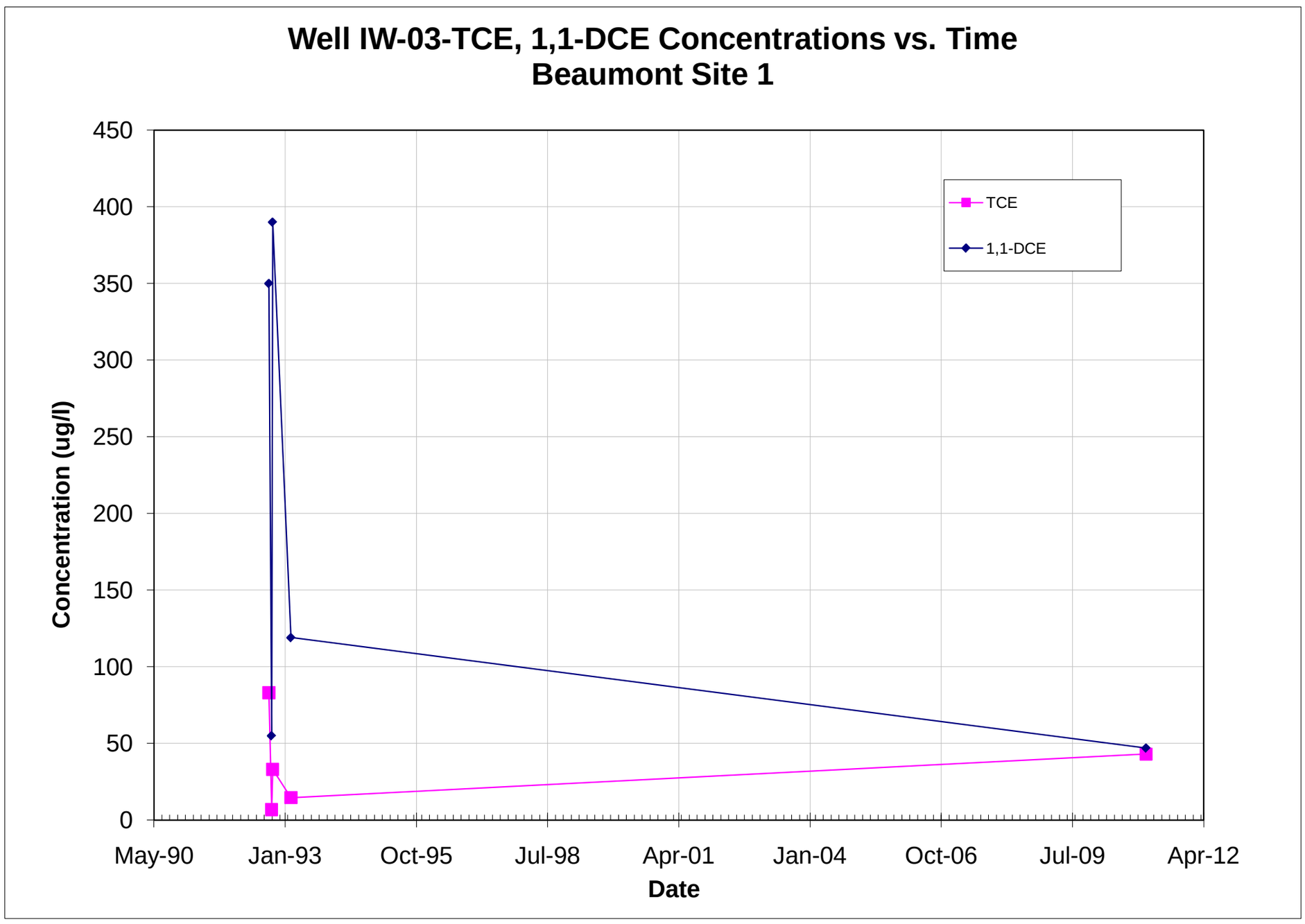

Note: All non-detections are set to zero for graphing purposes.

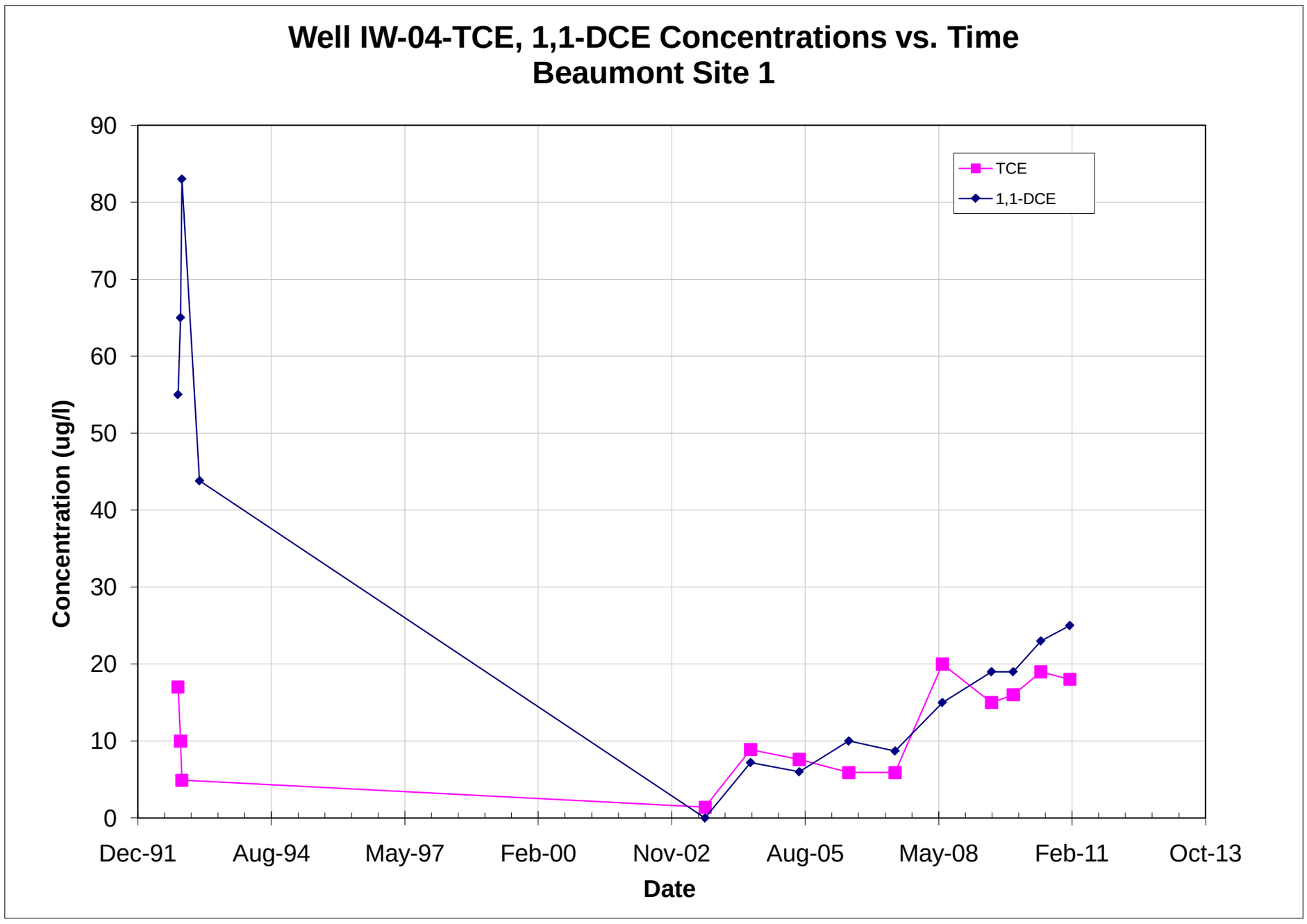

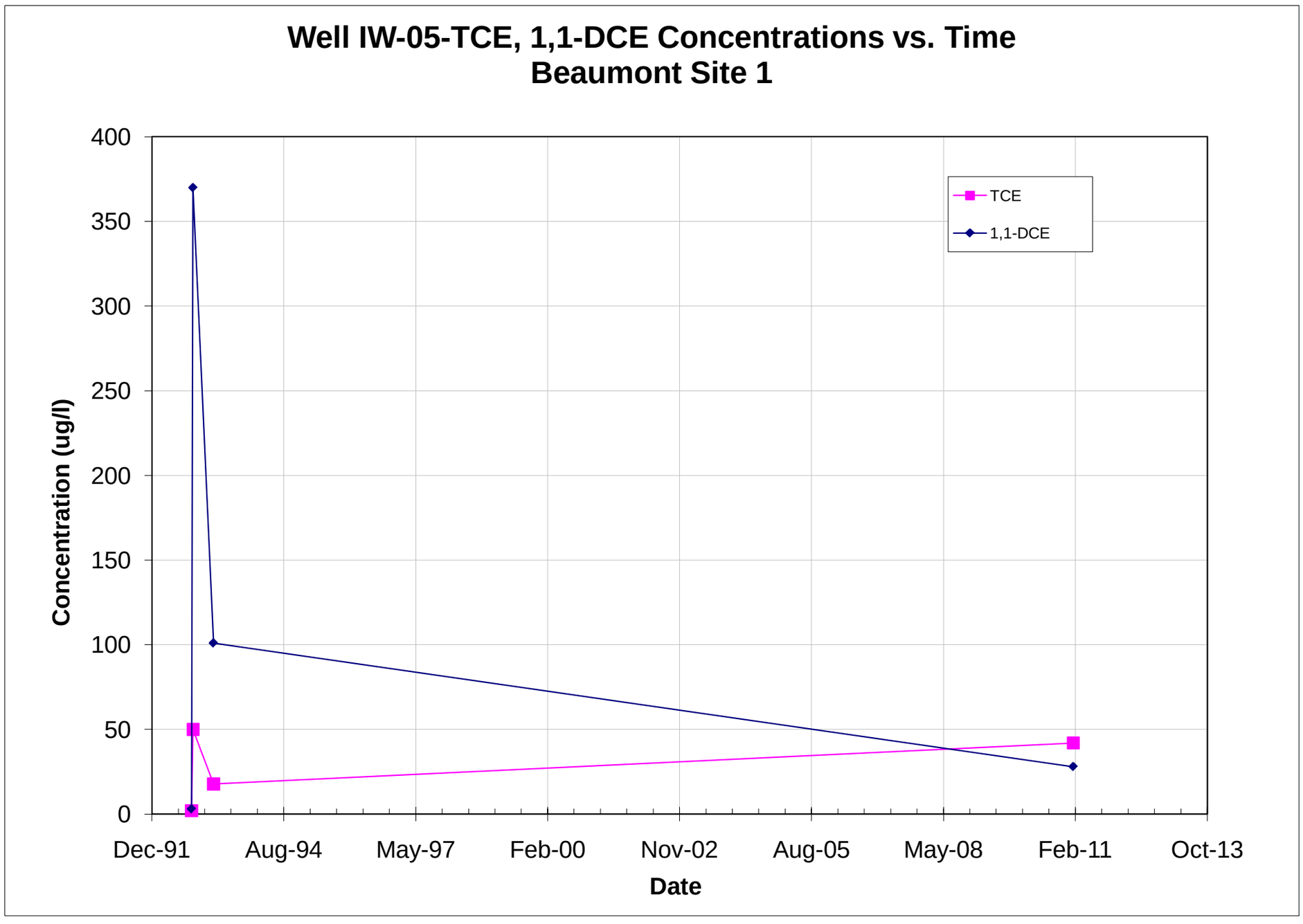

Note: All non-detections are set to zero for graphing purposes.

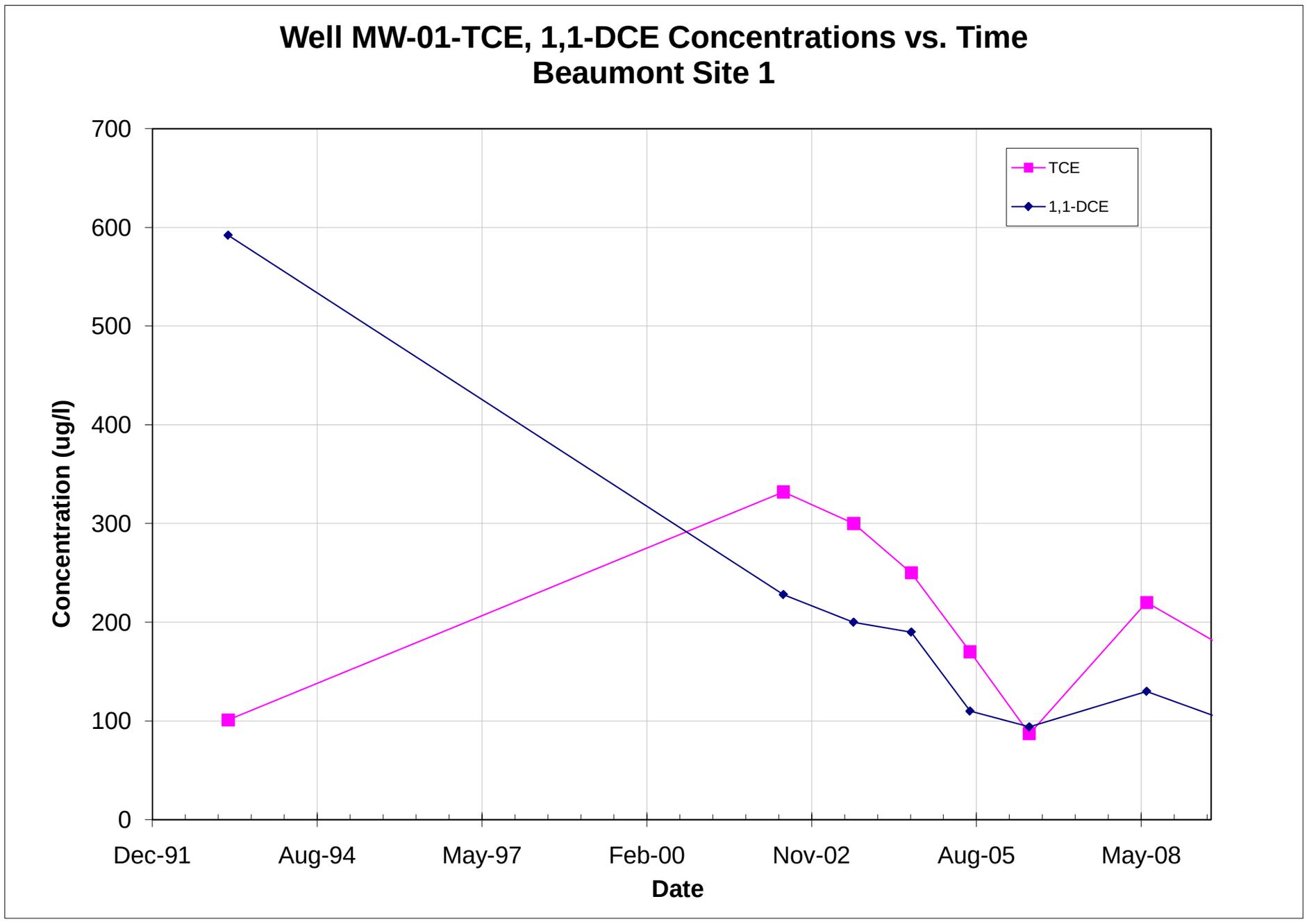

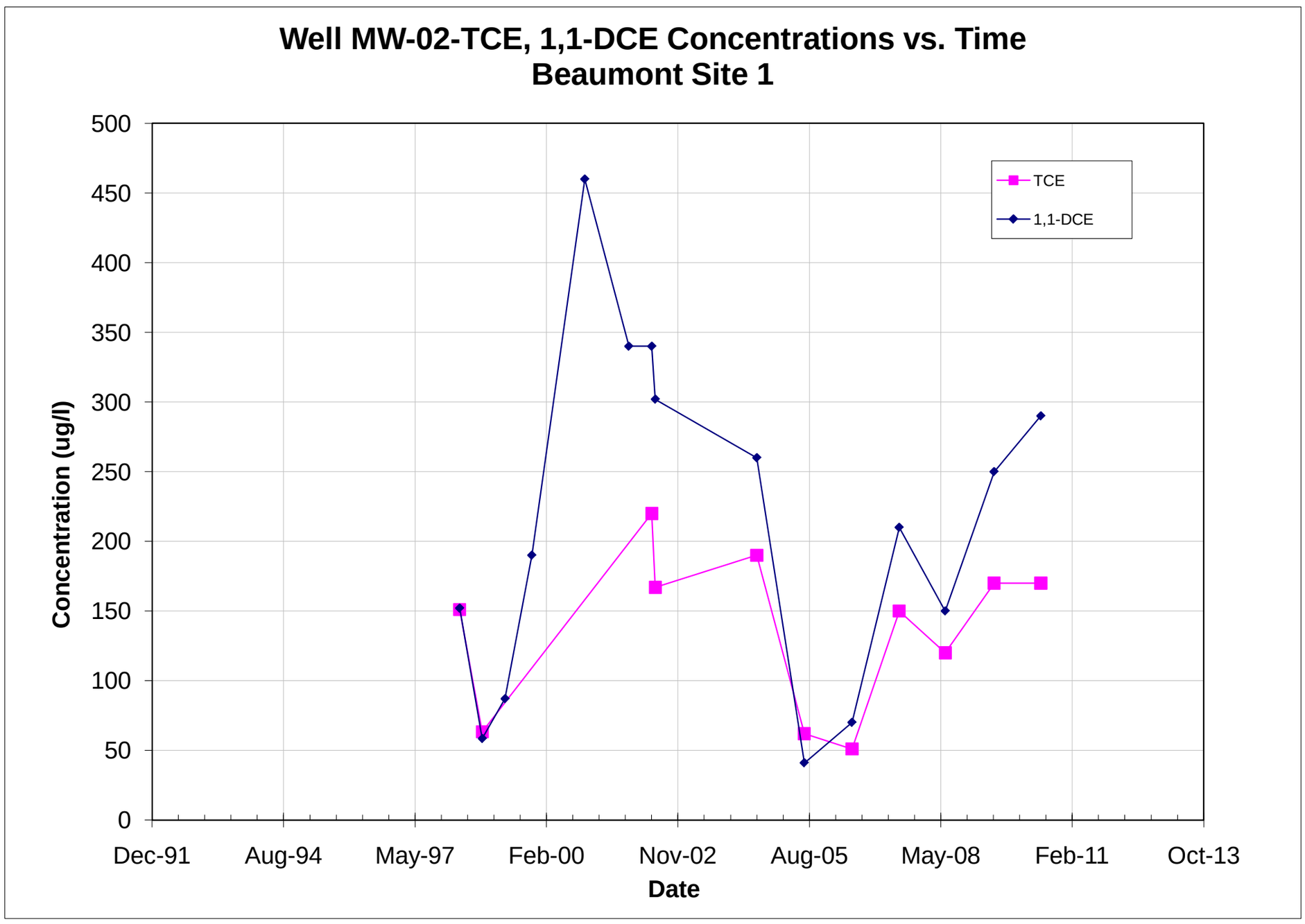

Note: All non-detections are set to zero for graphing purposes.

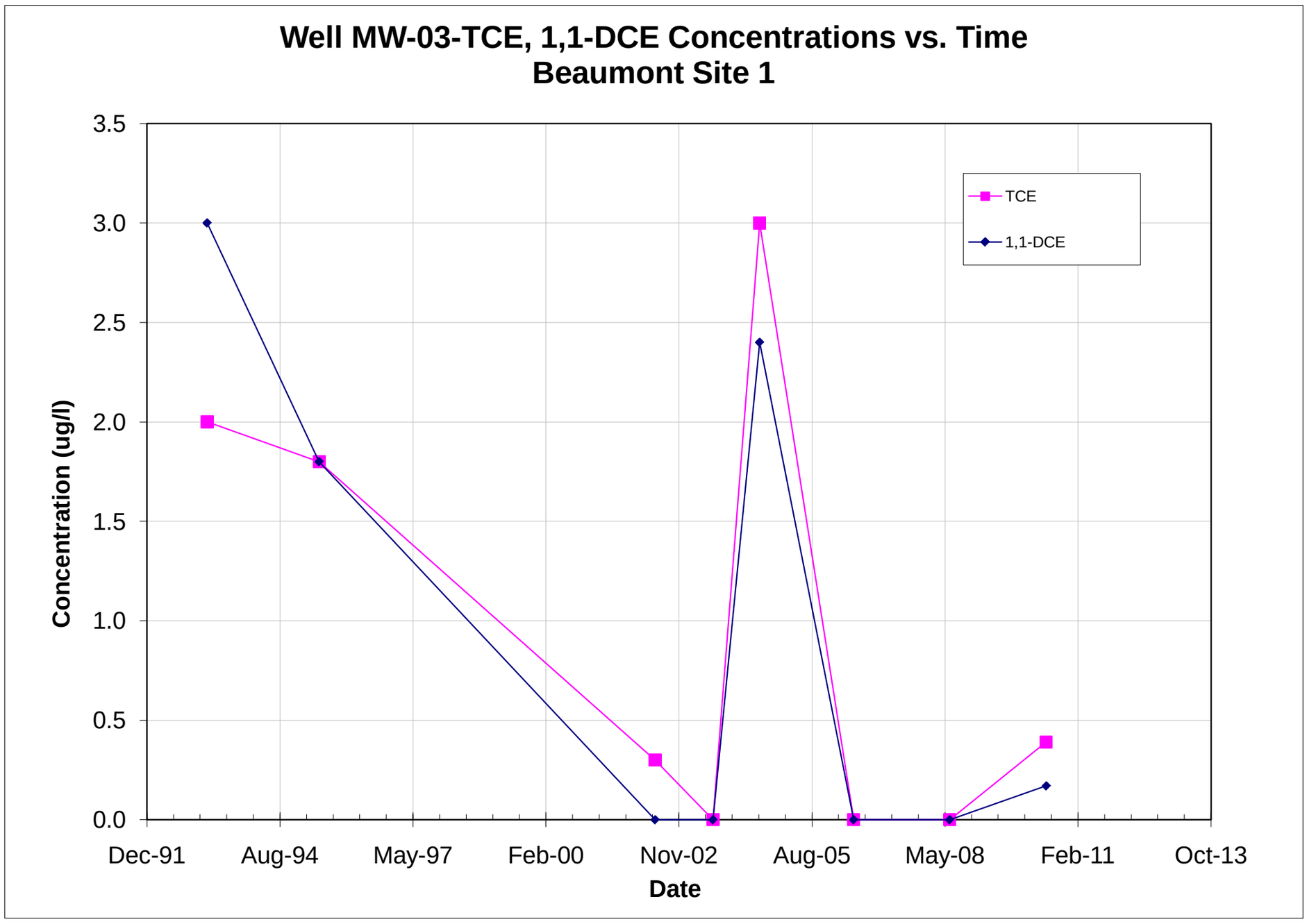

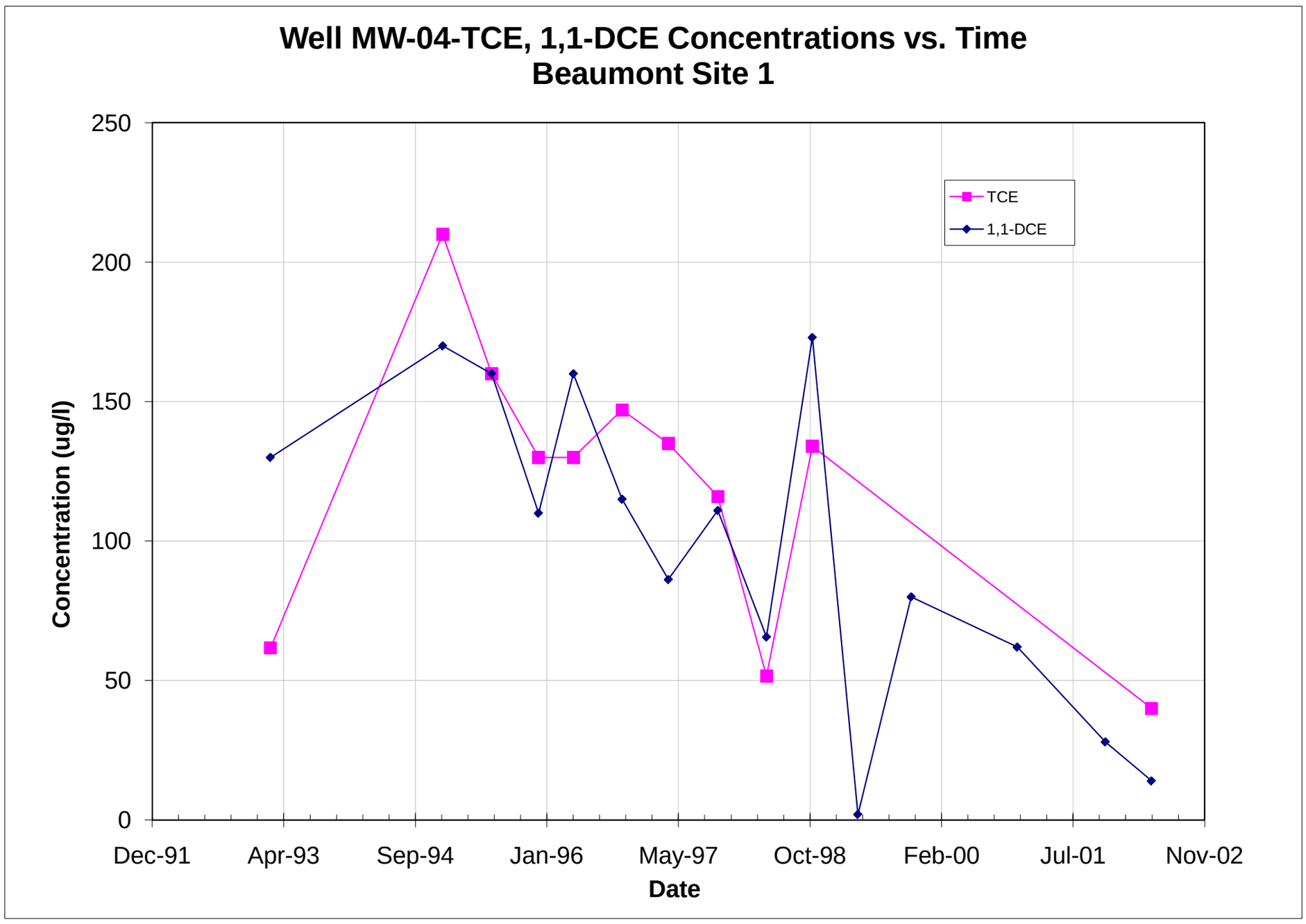

Note: All non-detections are set to zero for graphing purposes.

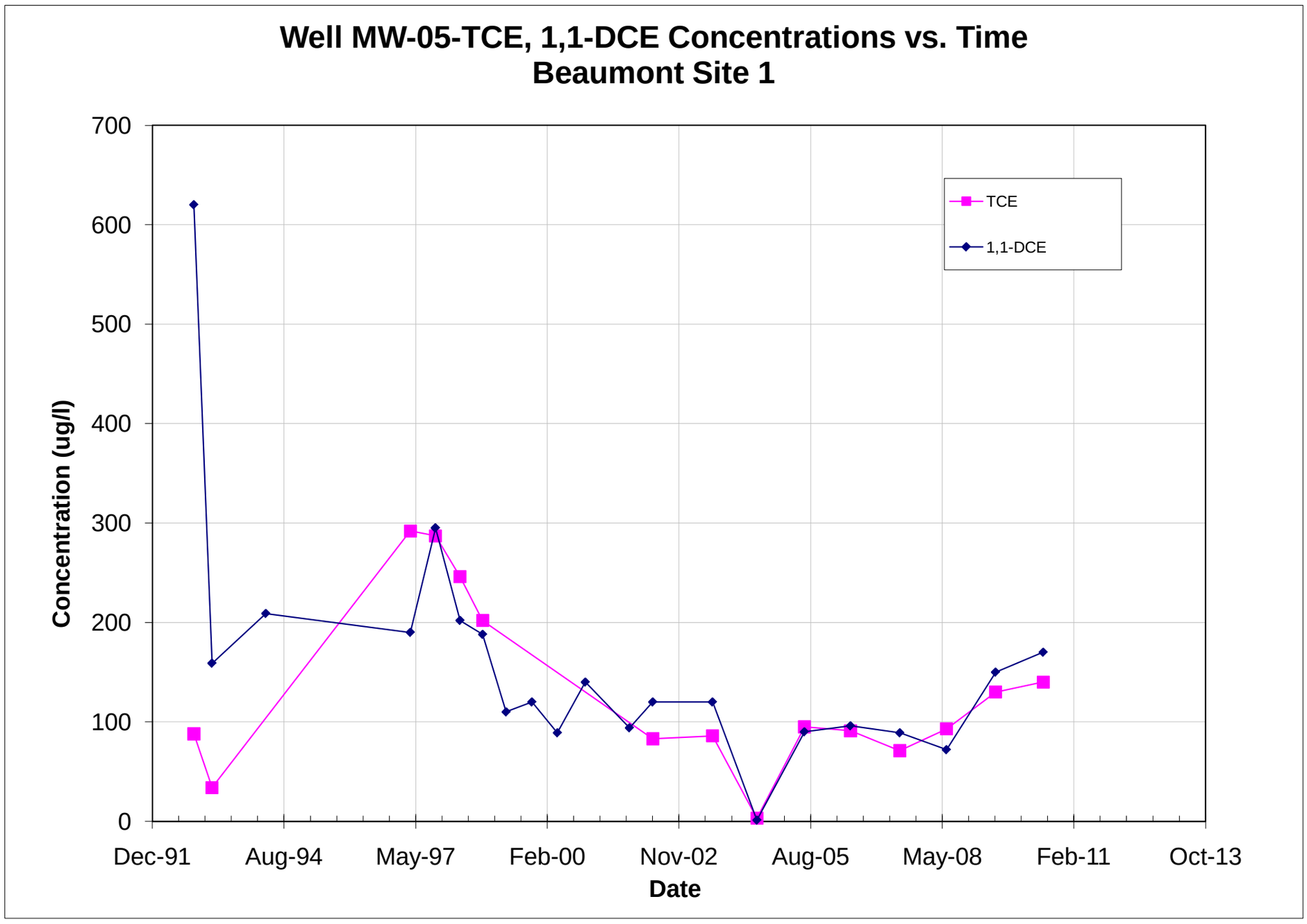

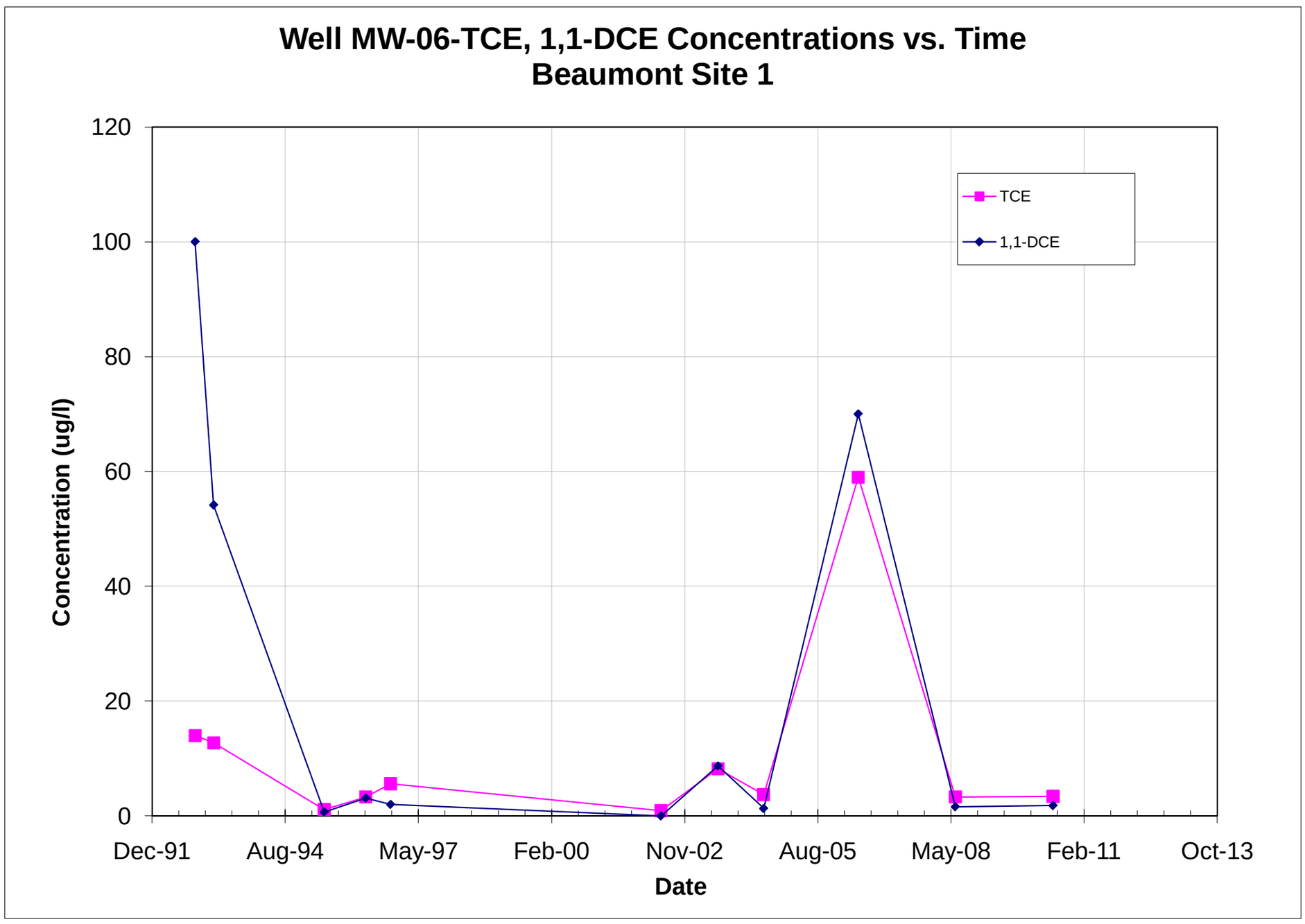

Note: All non-detections are set to zero for graphing purposes.

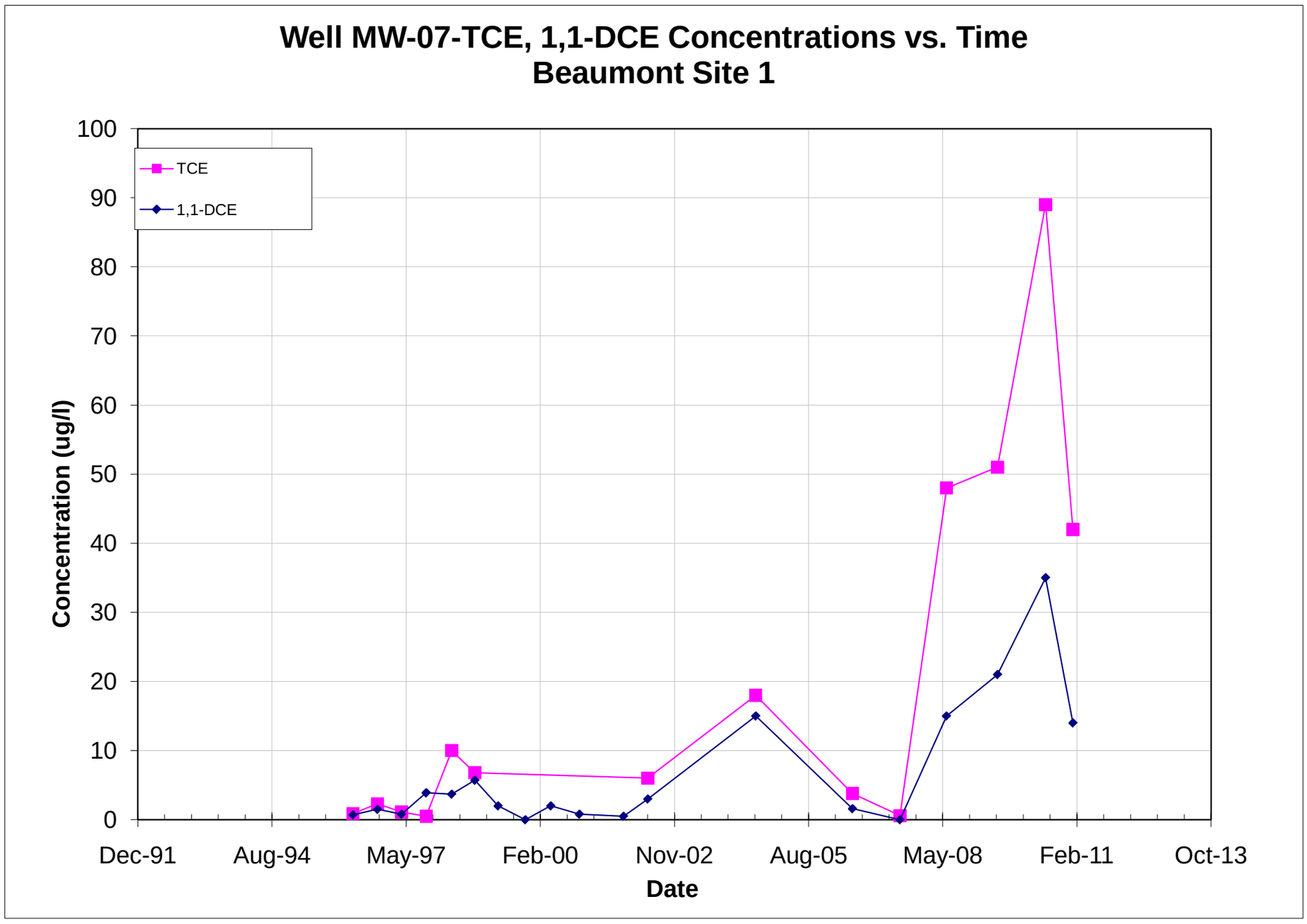

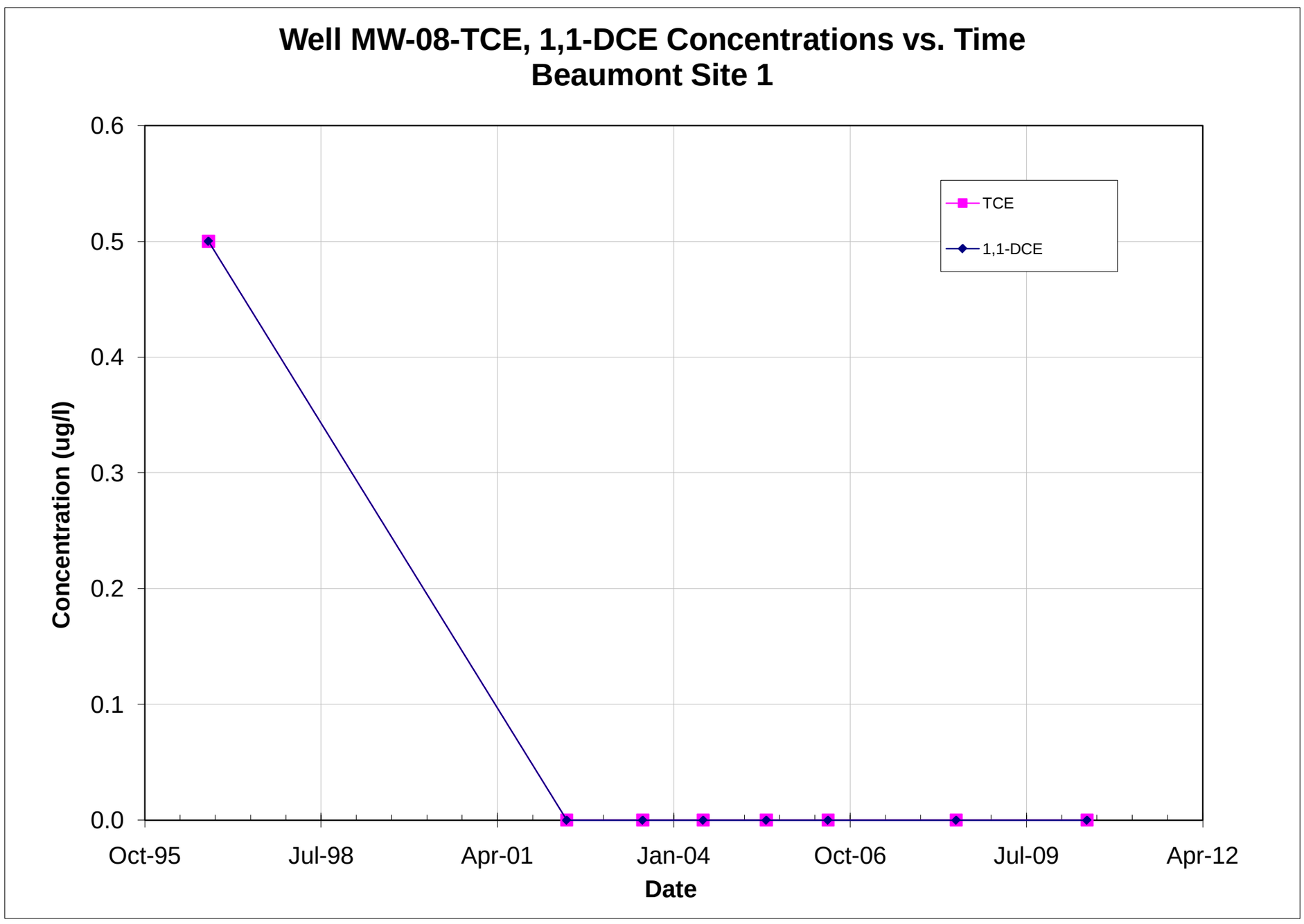

Note: All non-detections are set to zero for graphing purposes.

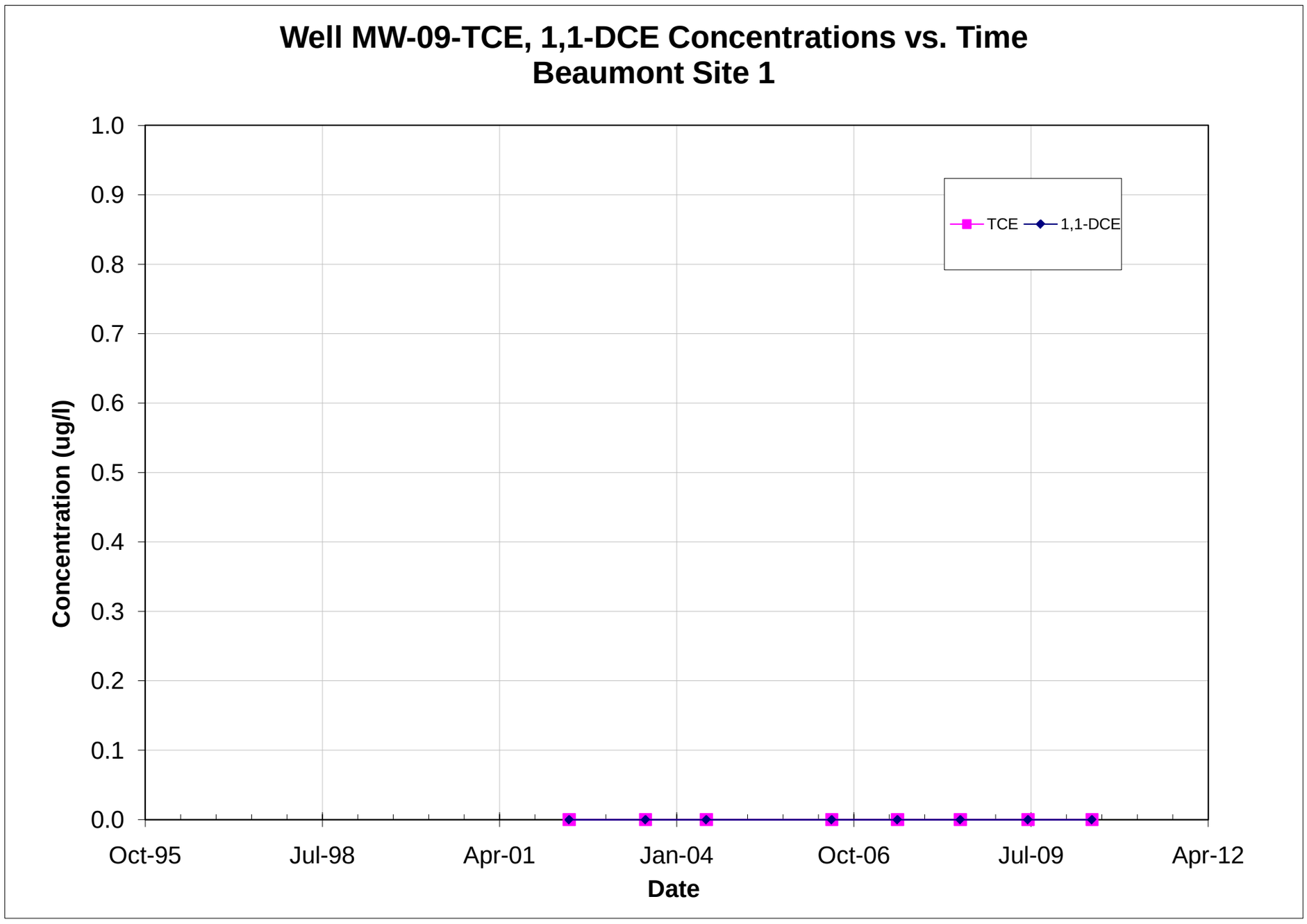

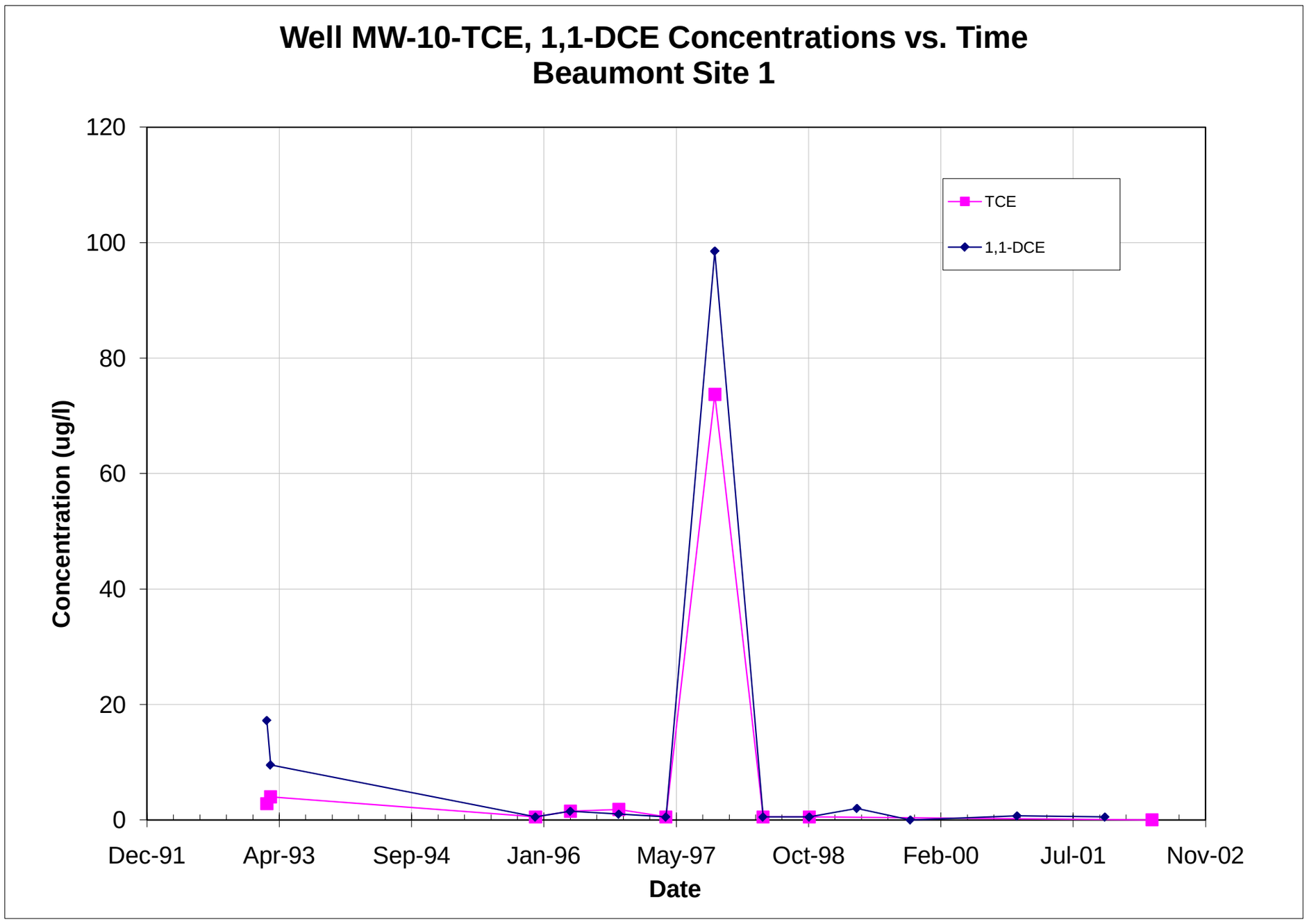

Note: All non-detections are set to zero for graphing purposes.

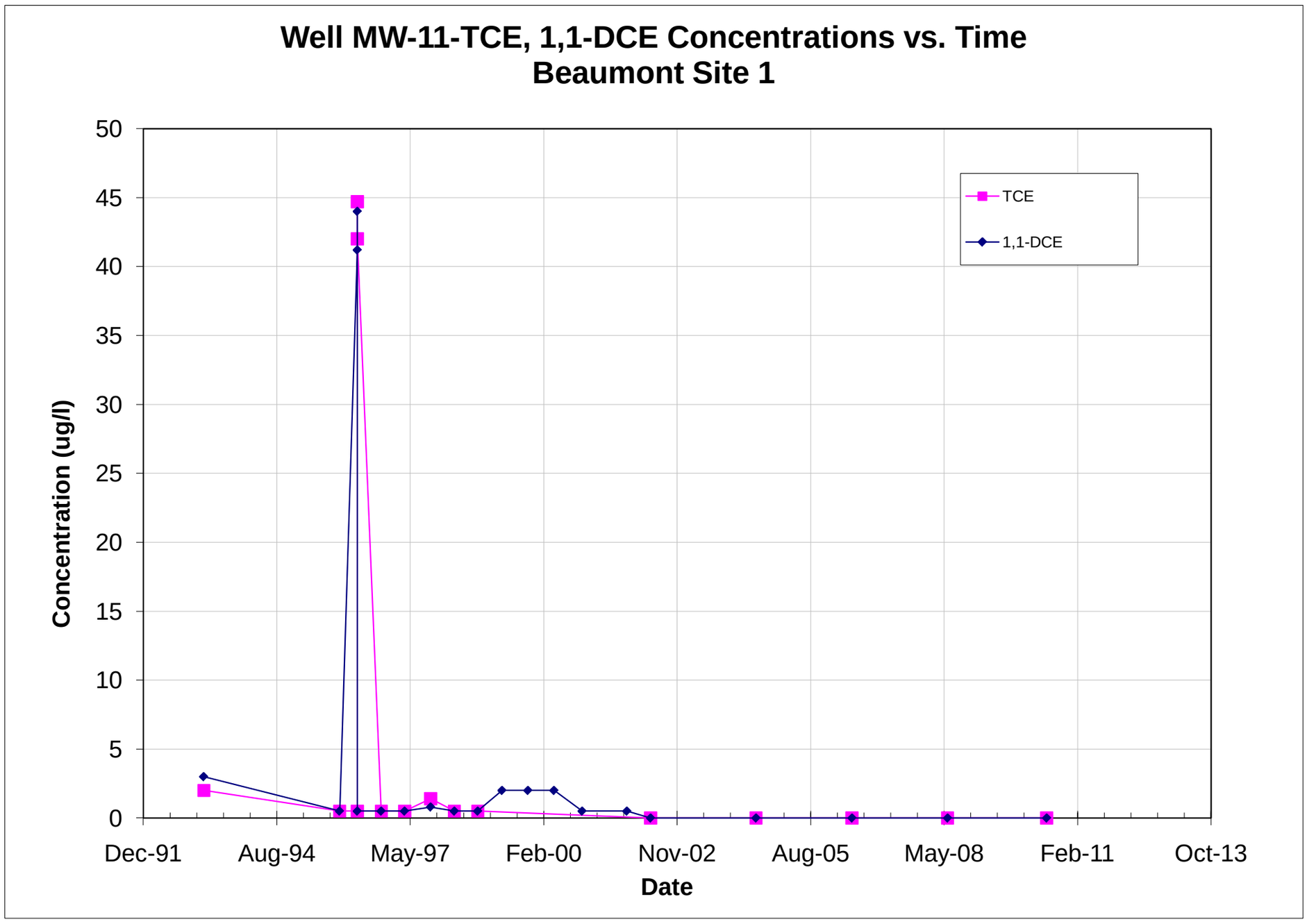

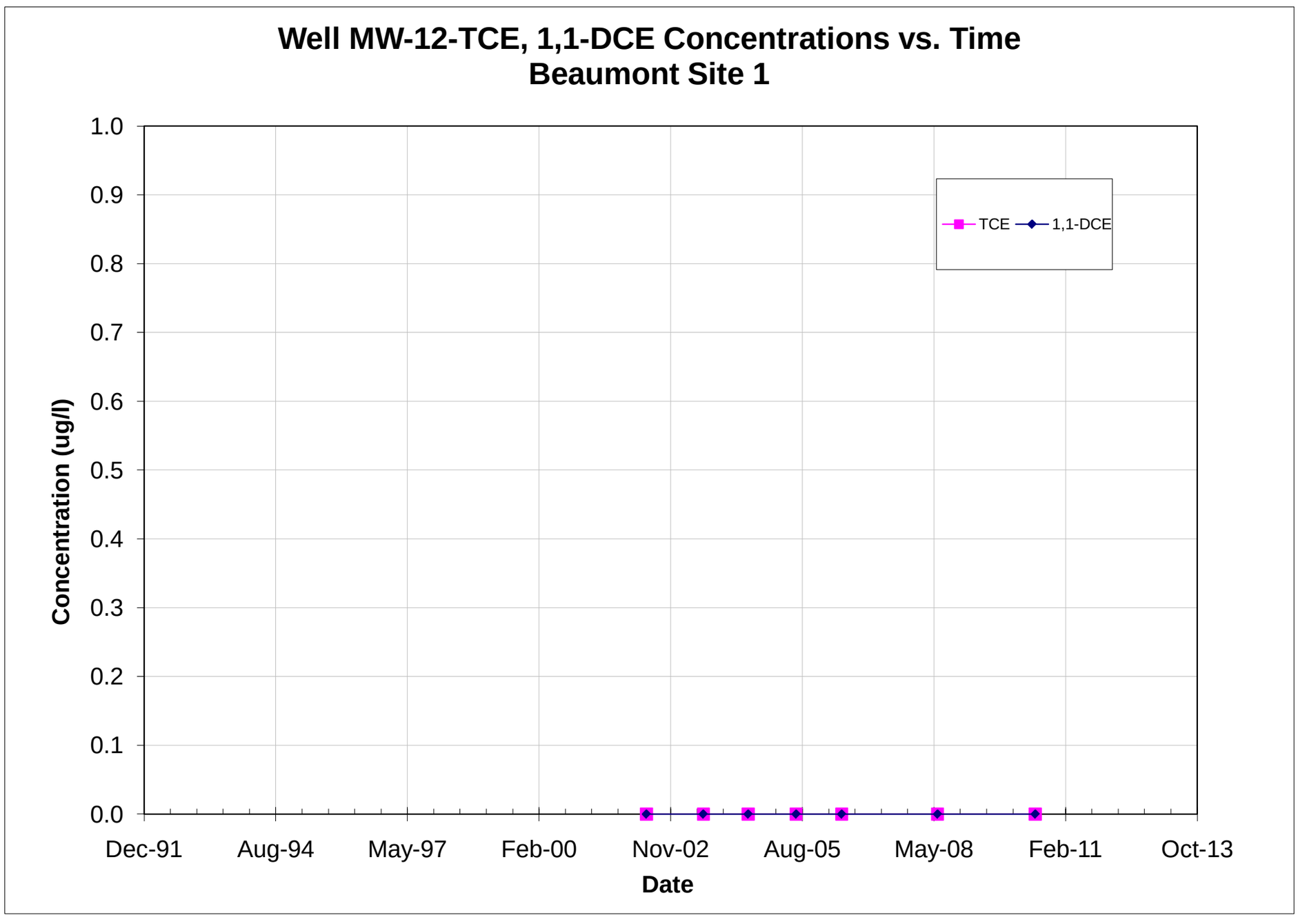

Note: All non-detections are set to zero for graphing purposes.

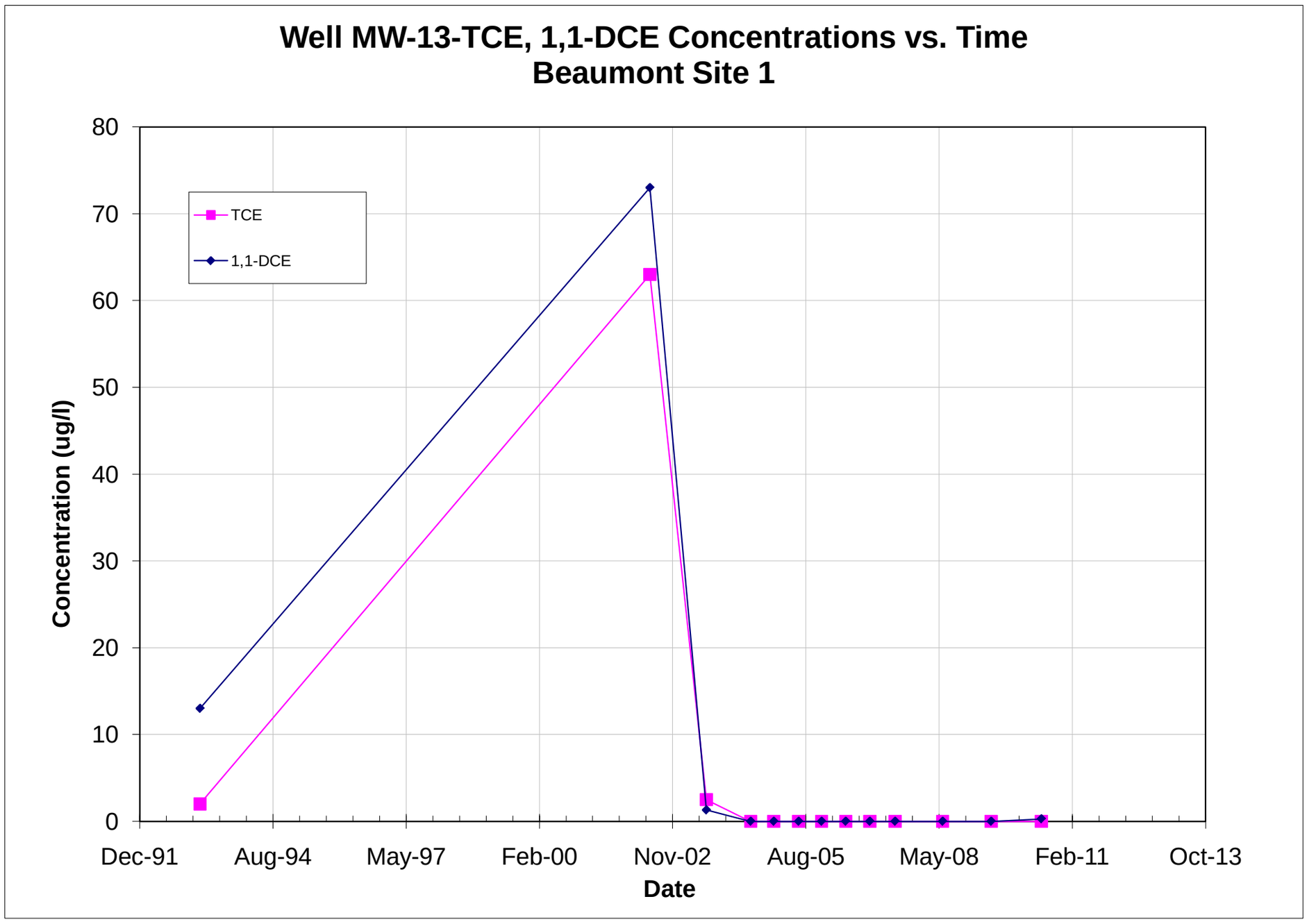

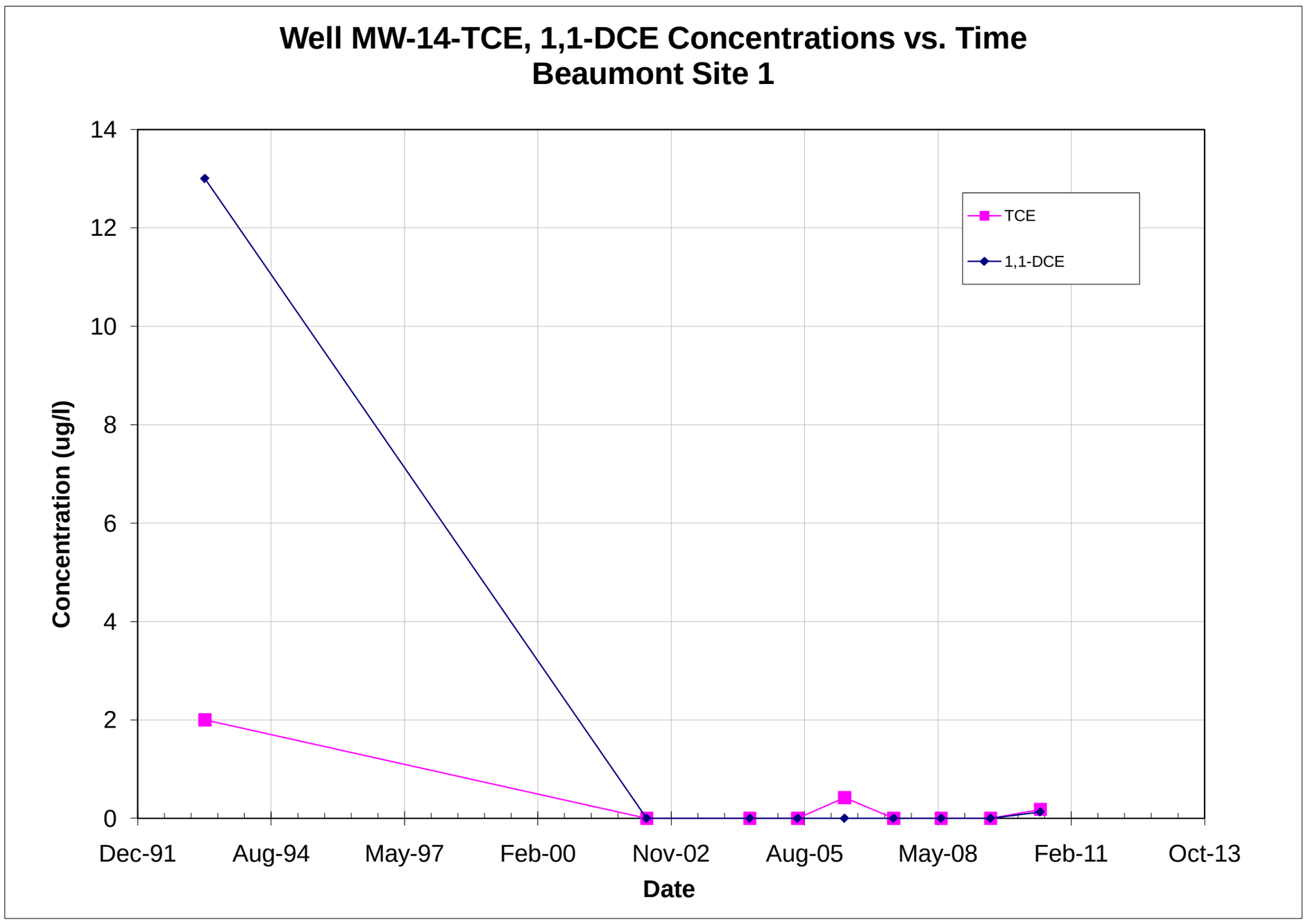

Note: All non-detections are set to zero for graphing purposes.

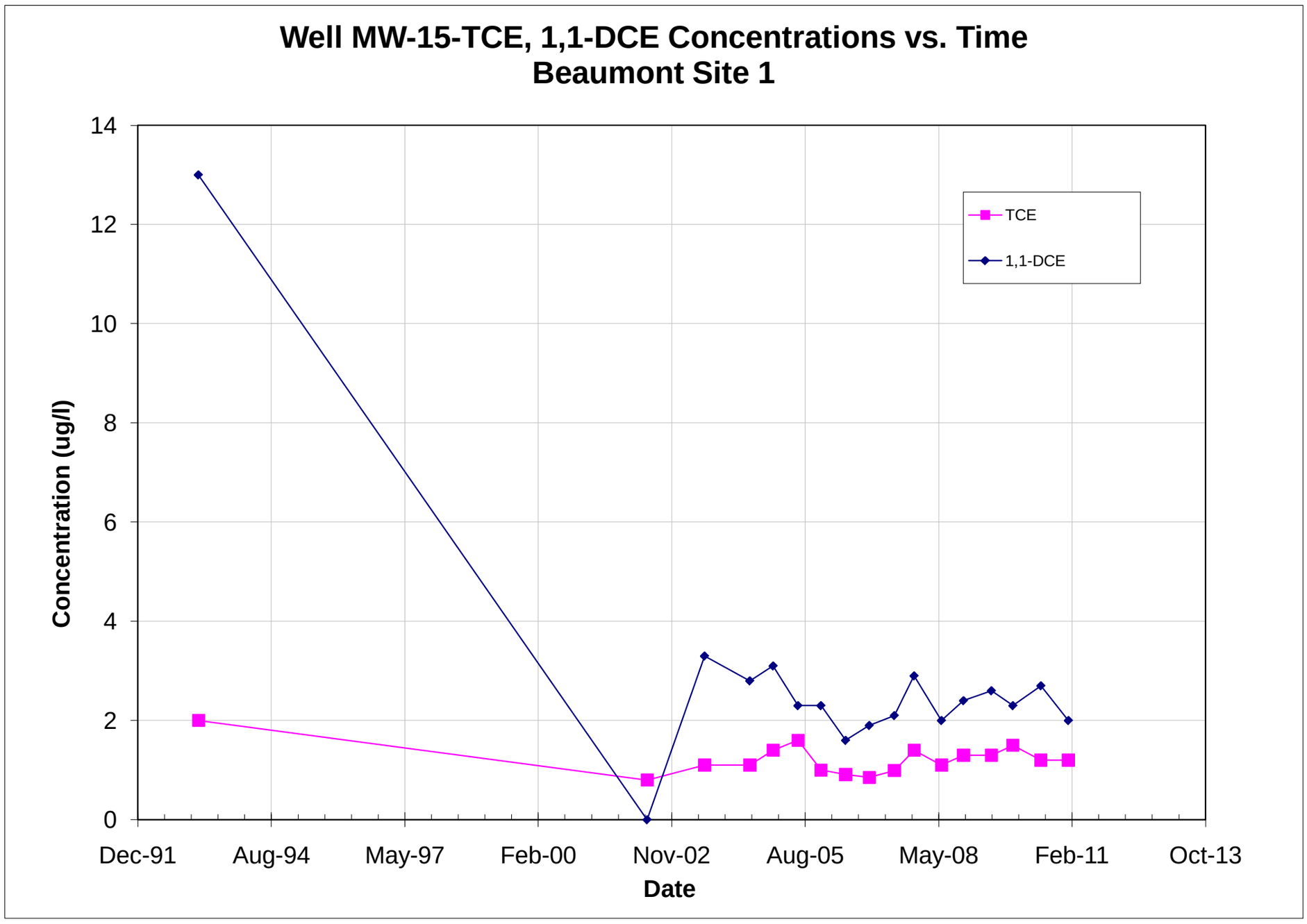

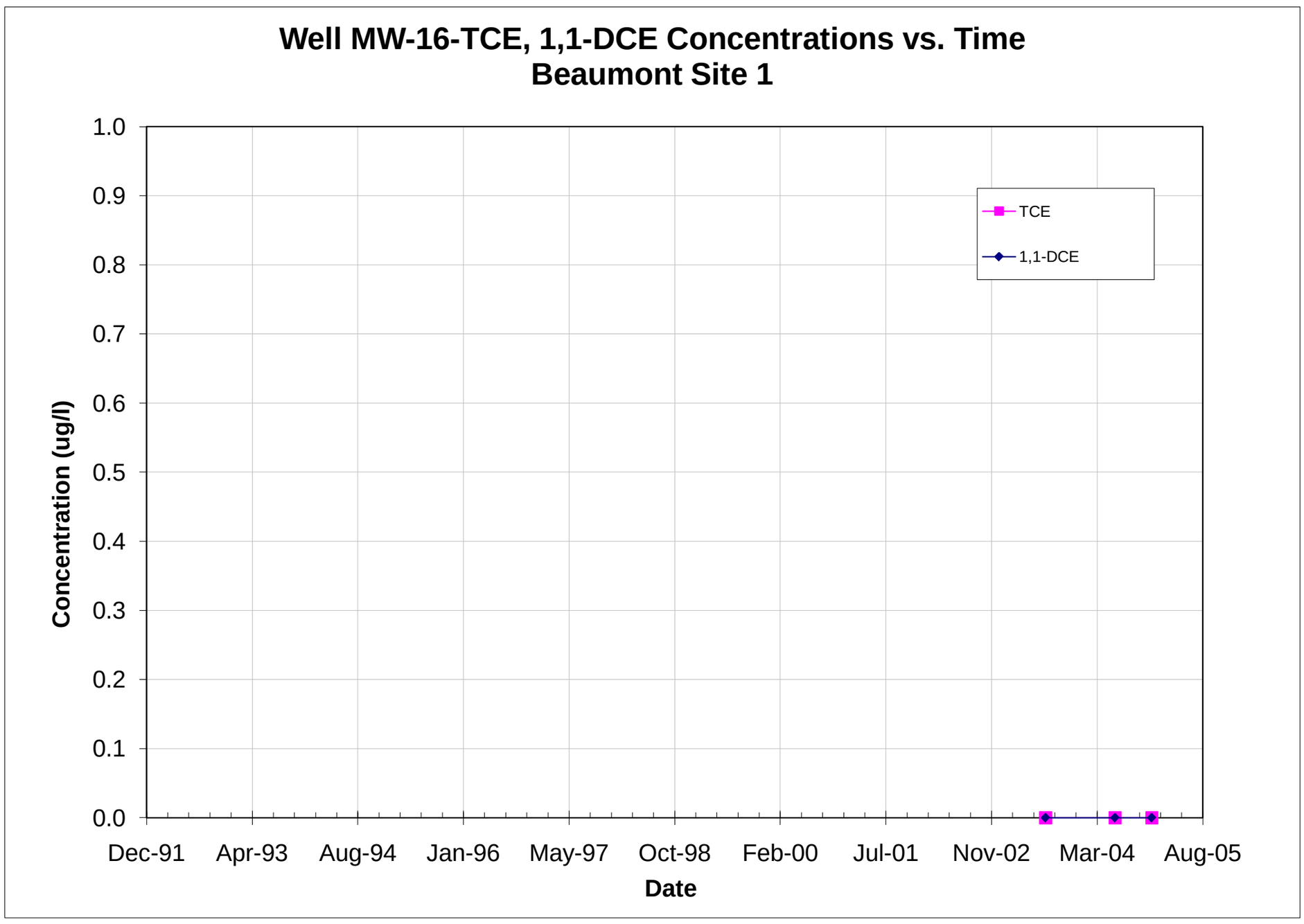

Note: All non-detections are set to zero for graphing purposes.

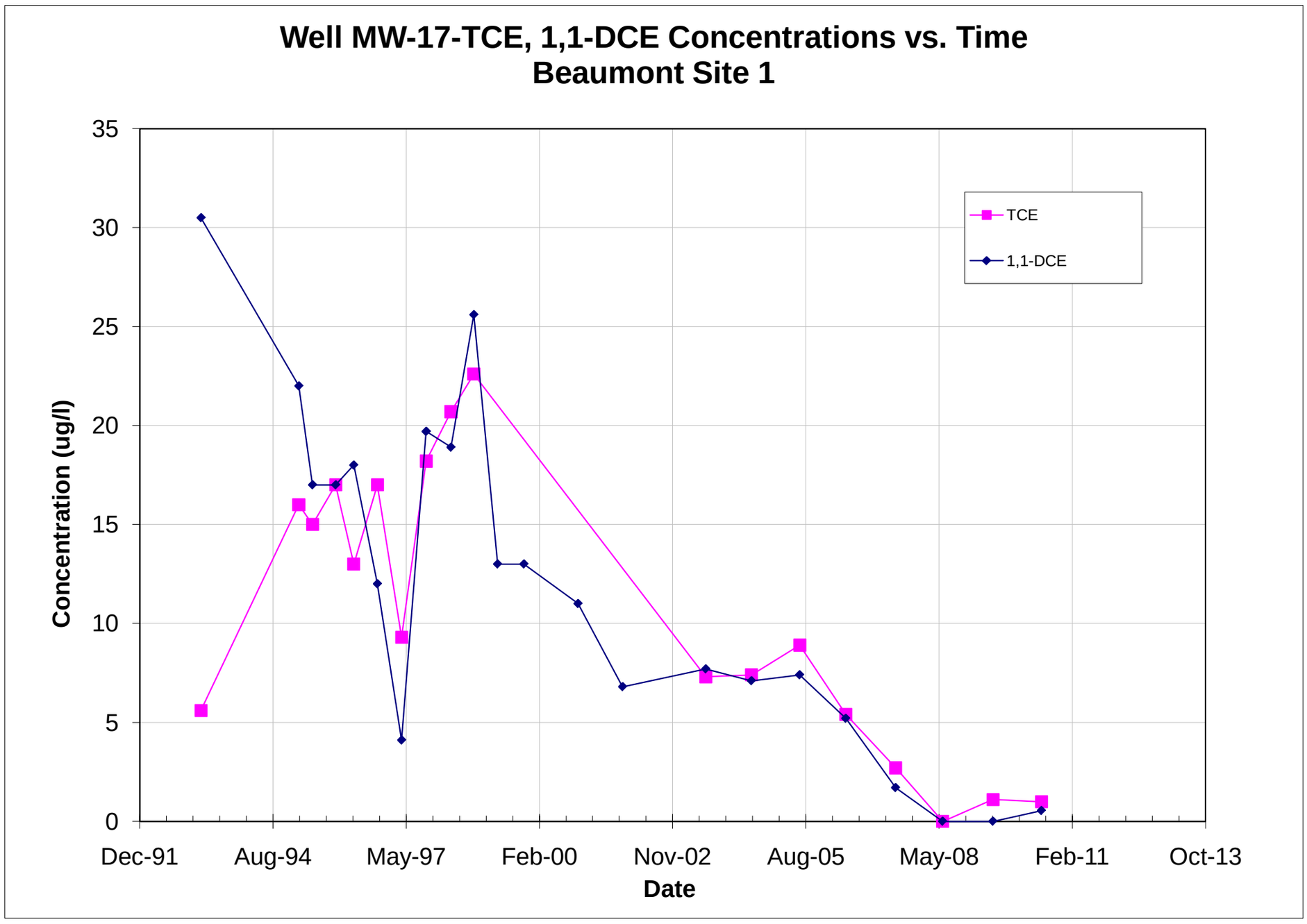

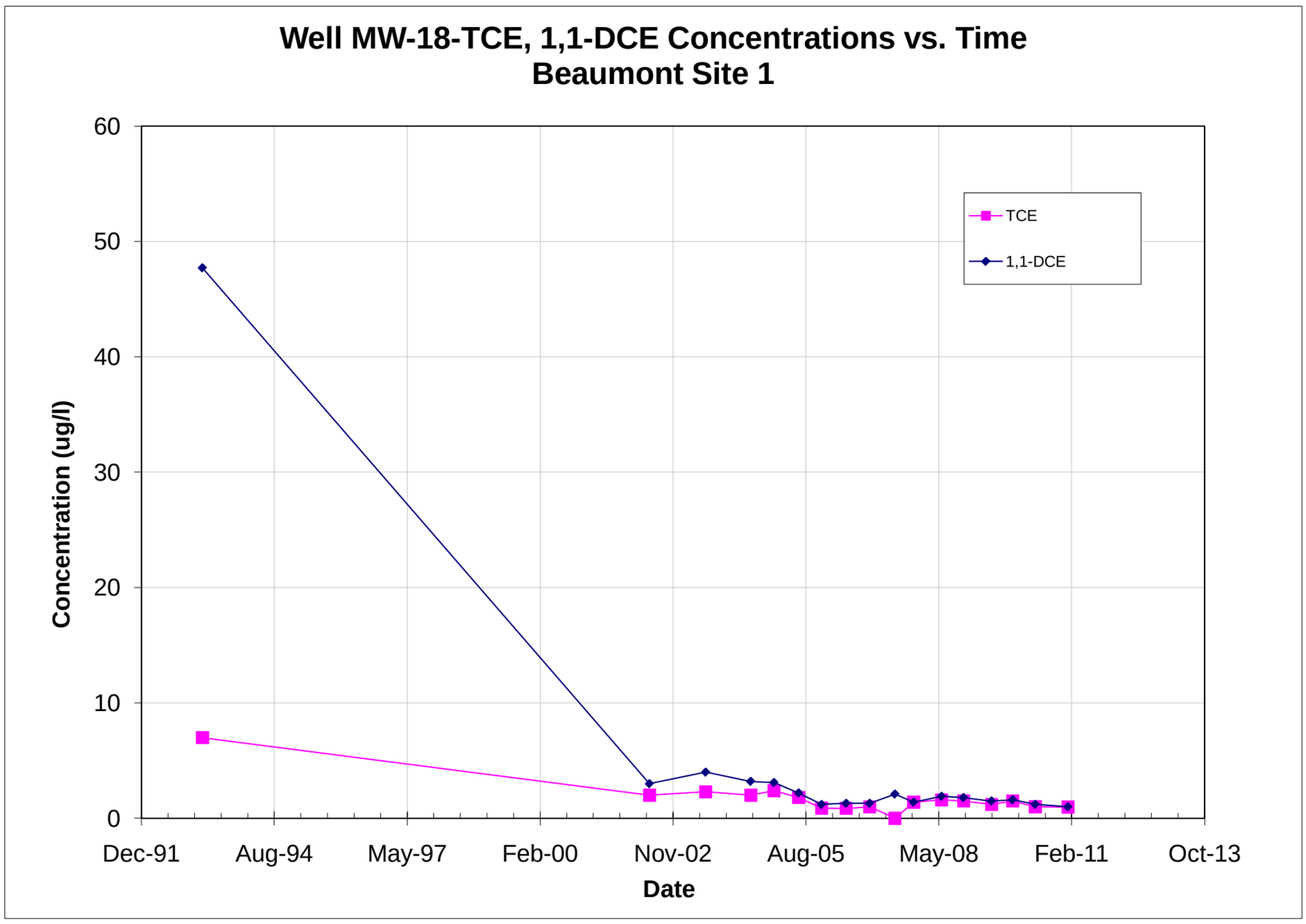

Note: All non-detections are set to zero for graphing purposes.

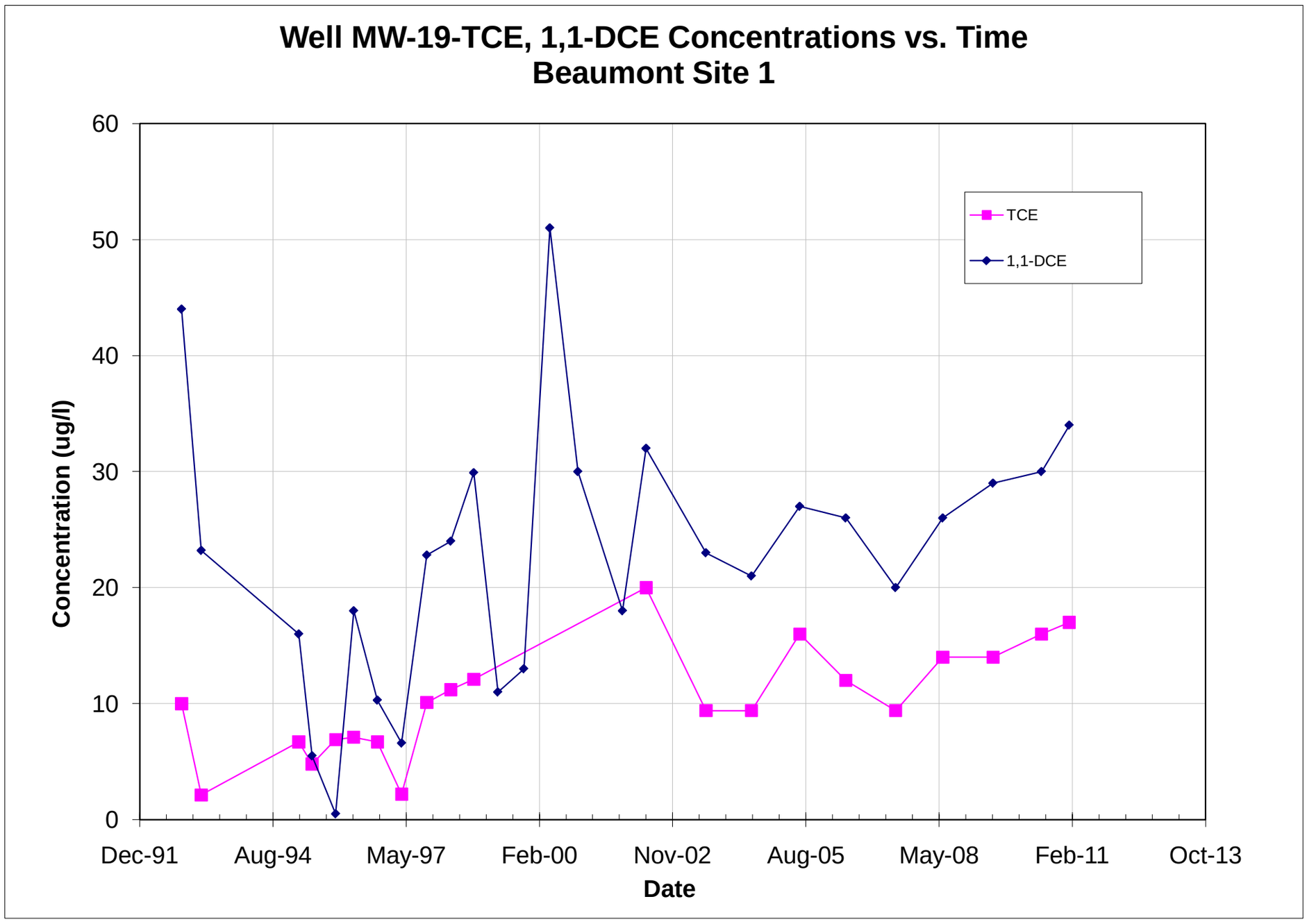

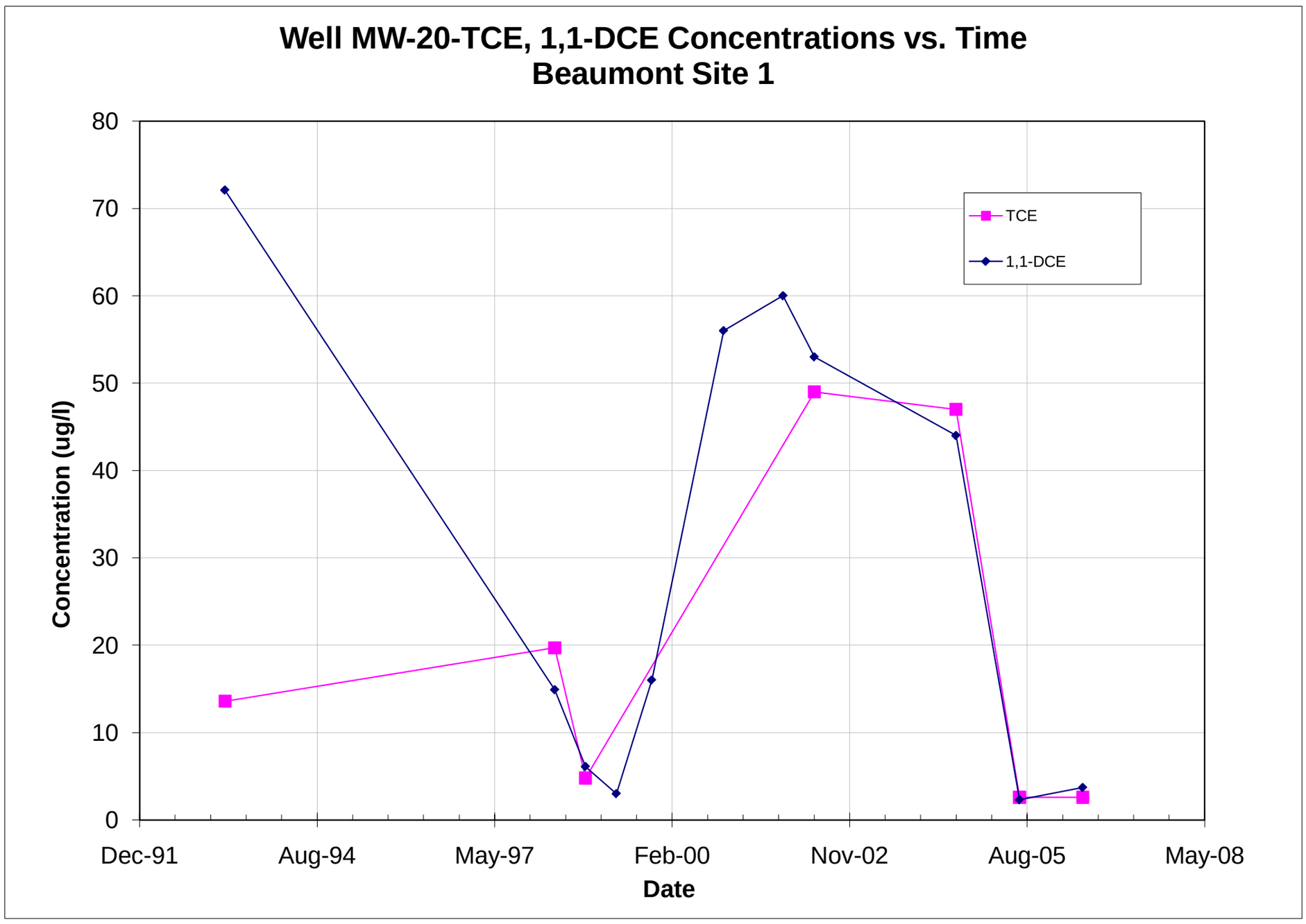

Note: All non-detections are set to zero for graphing purposes.

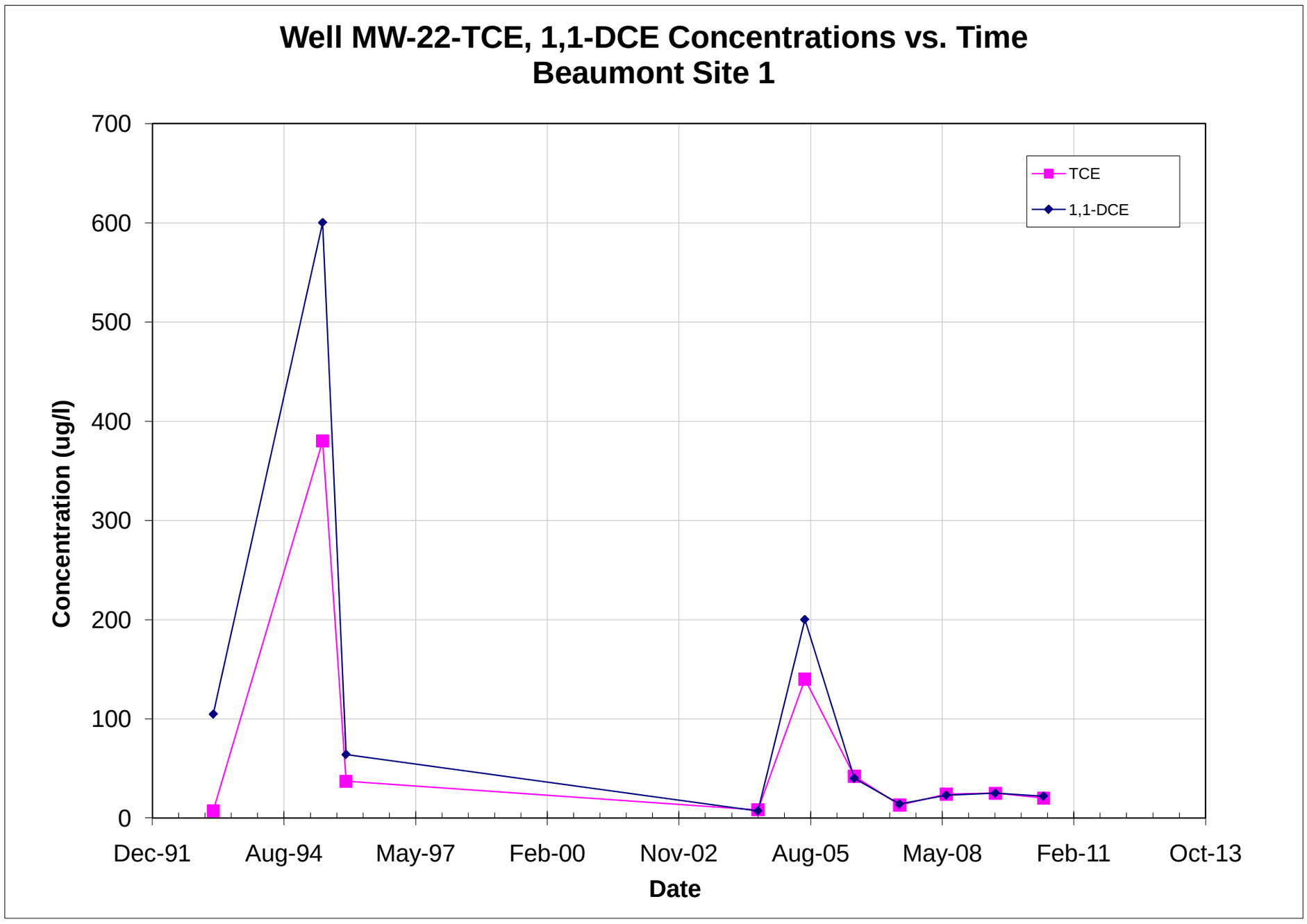

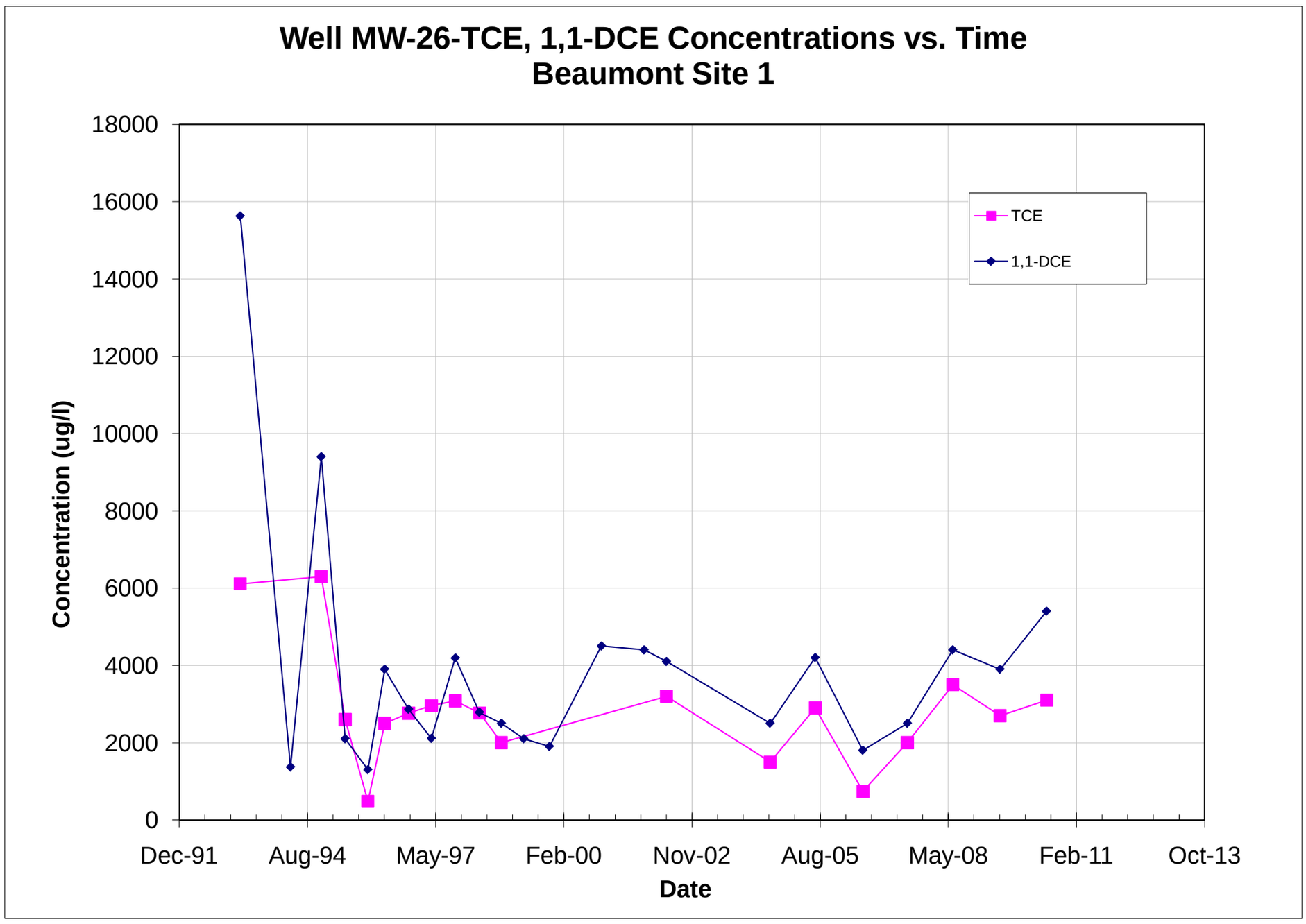

Note: All non-detections are set to zero for graphing purposes.

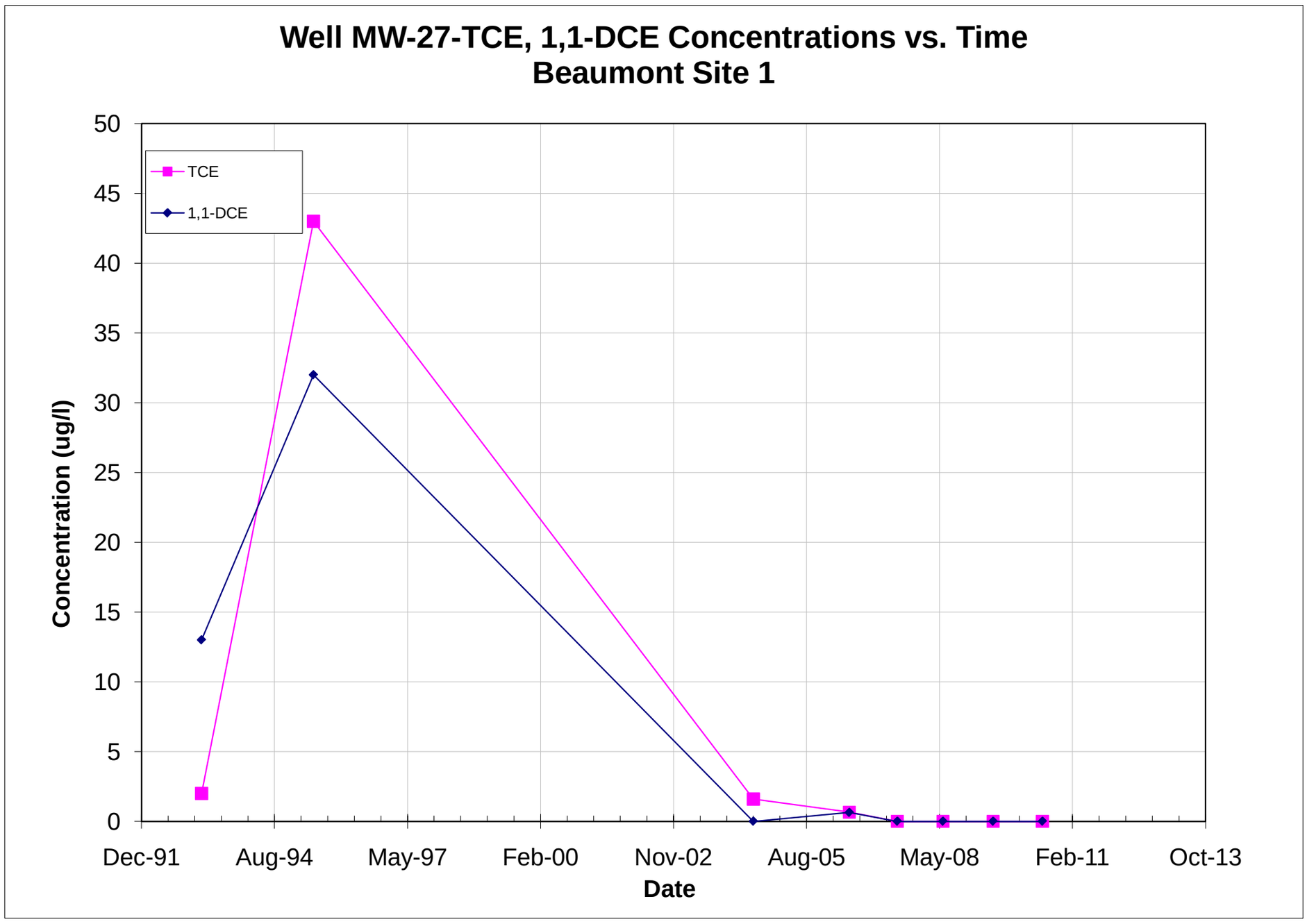

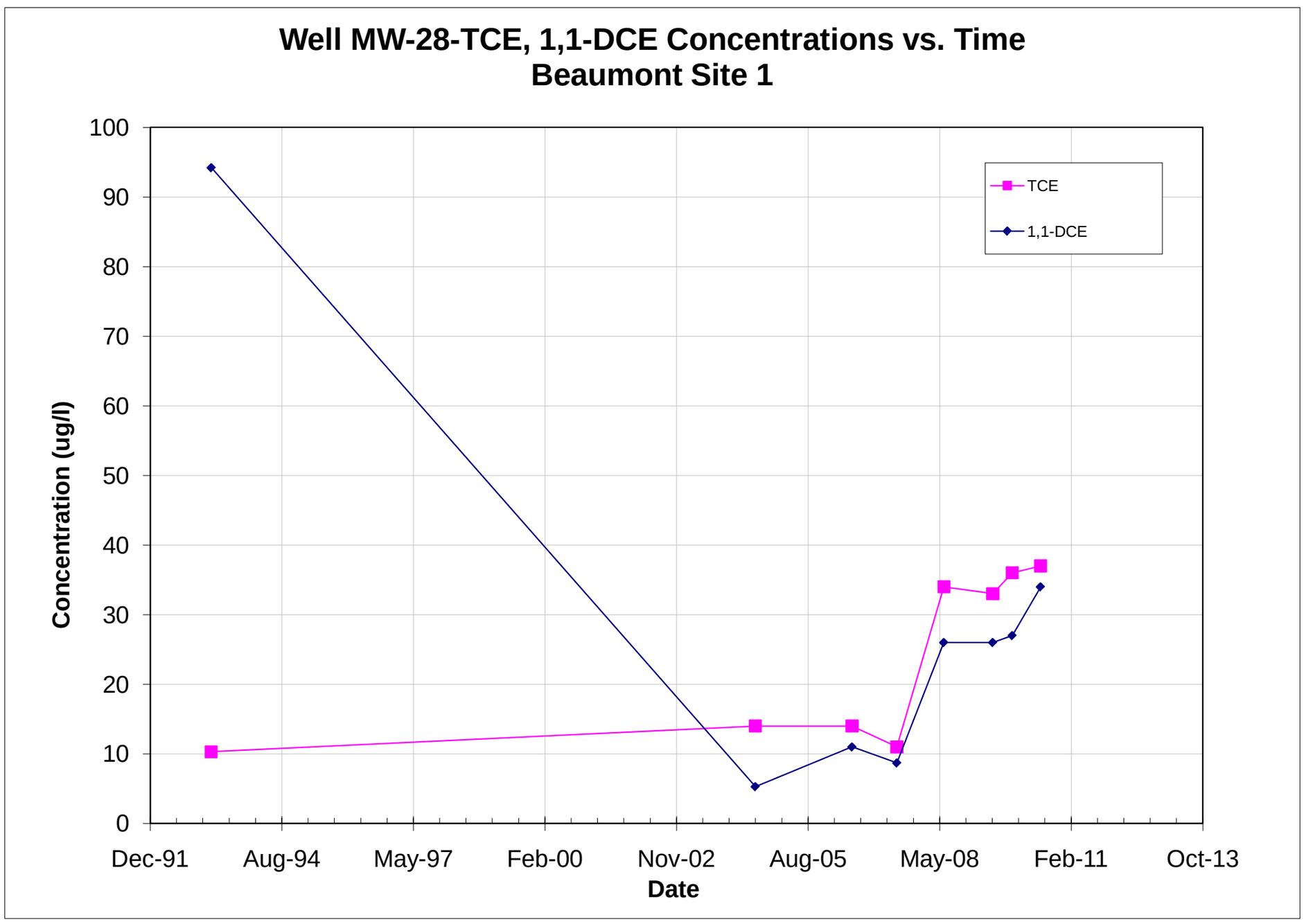

Note: All non-detections are set to zero for graphing purposes.

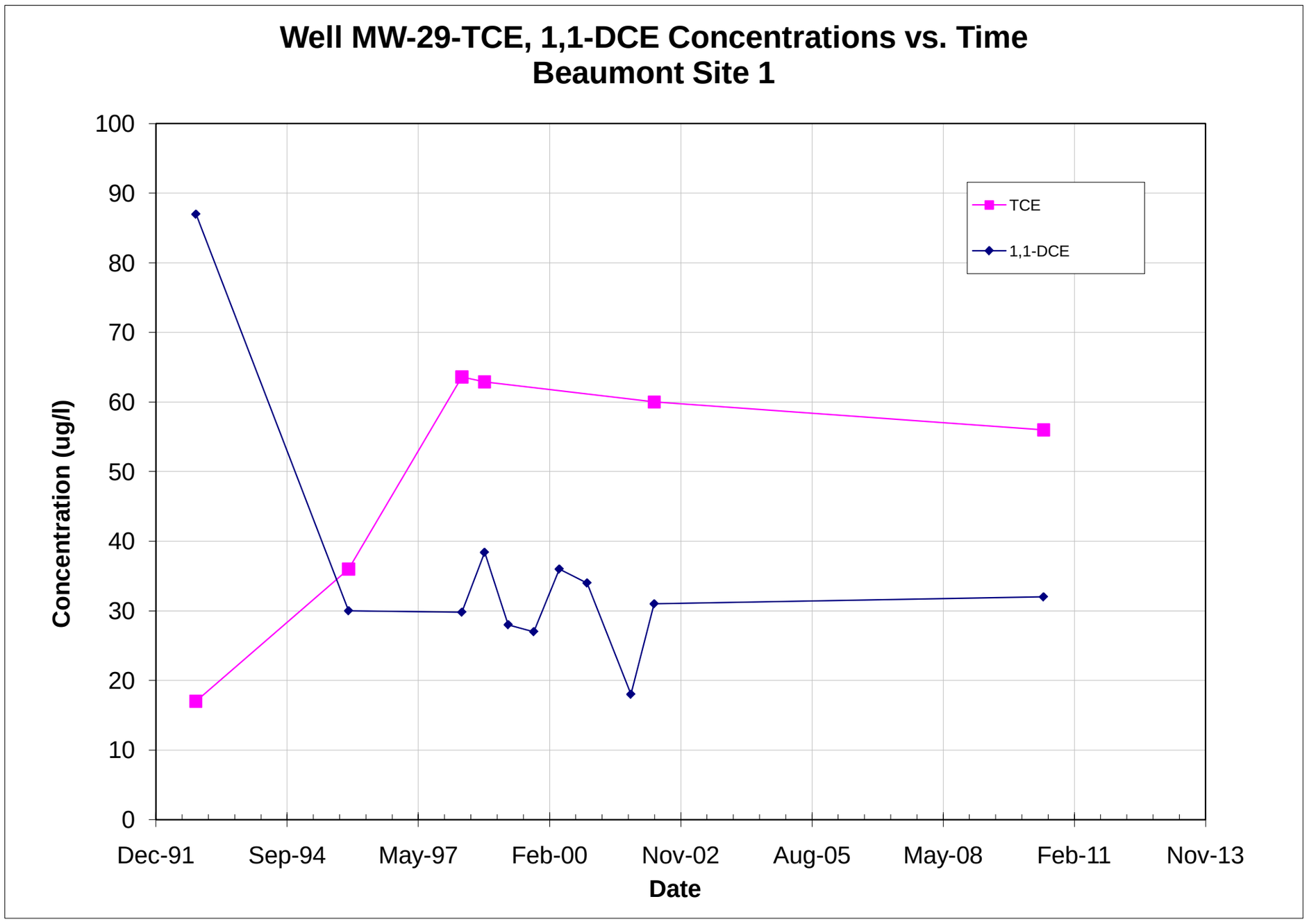

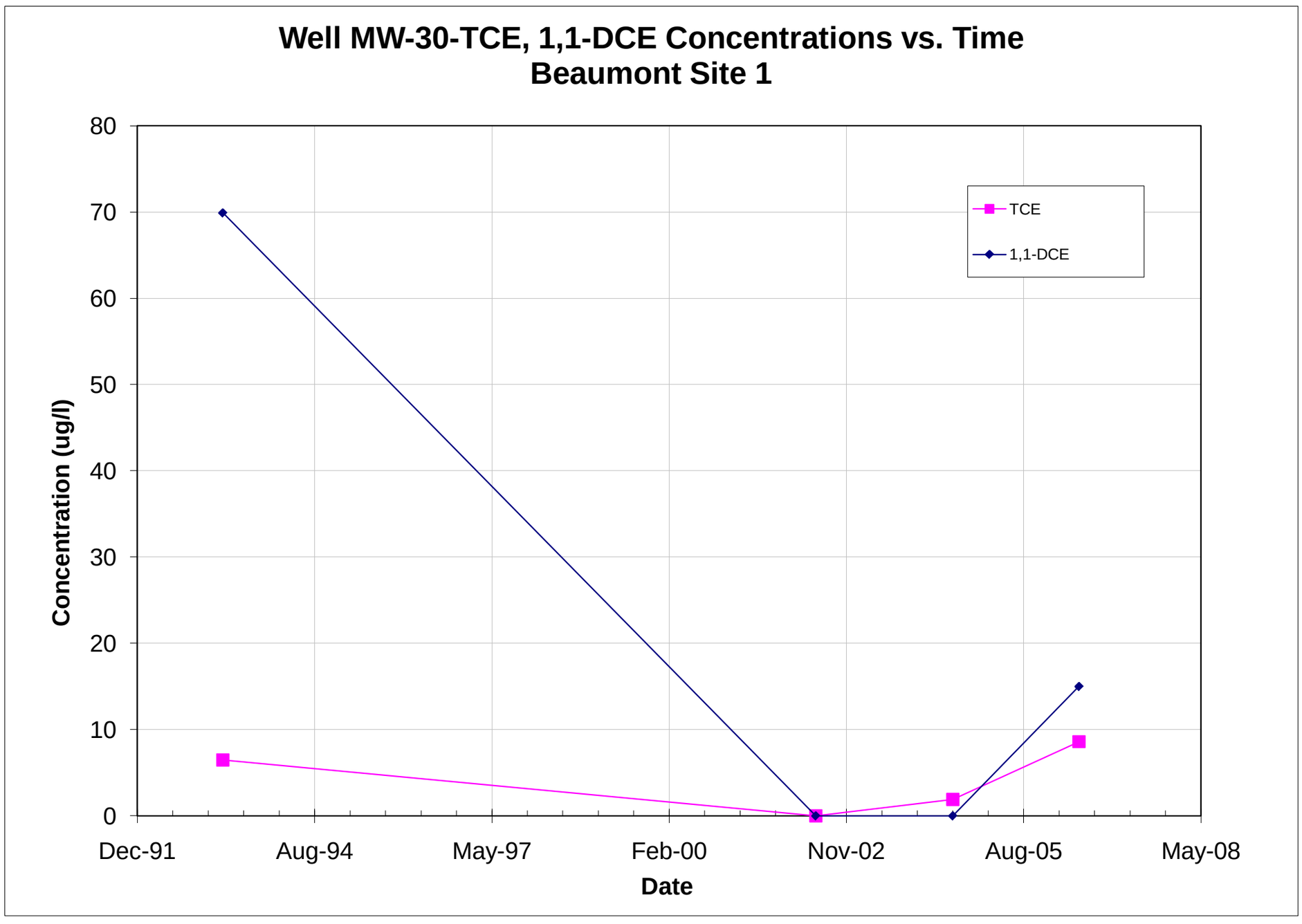

Note: All non-detections are set to zero for graphing purposes.

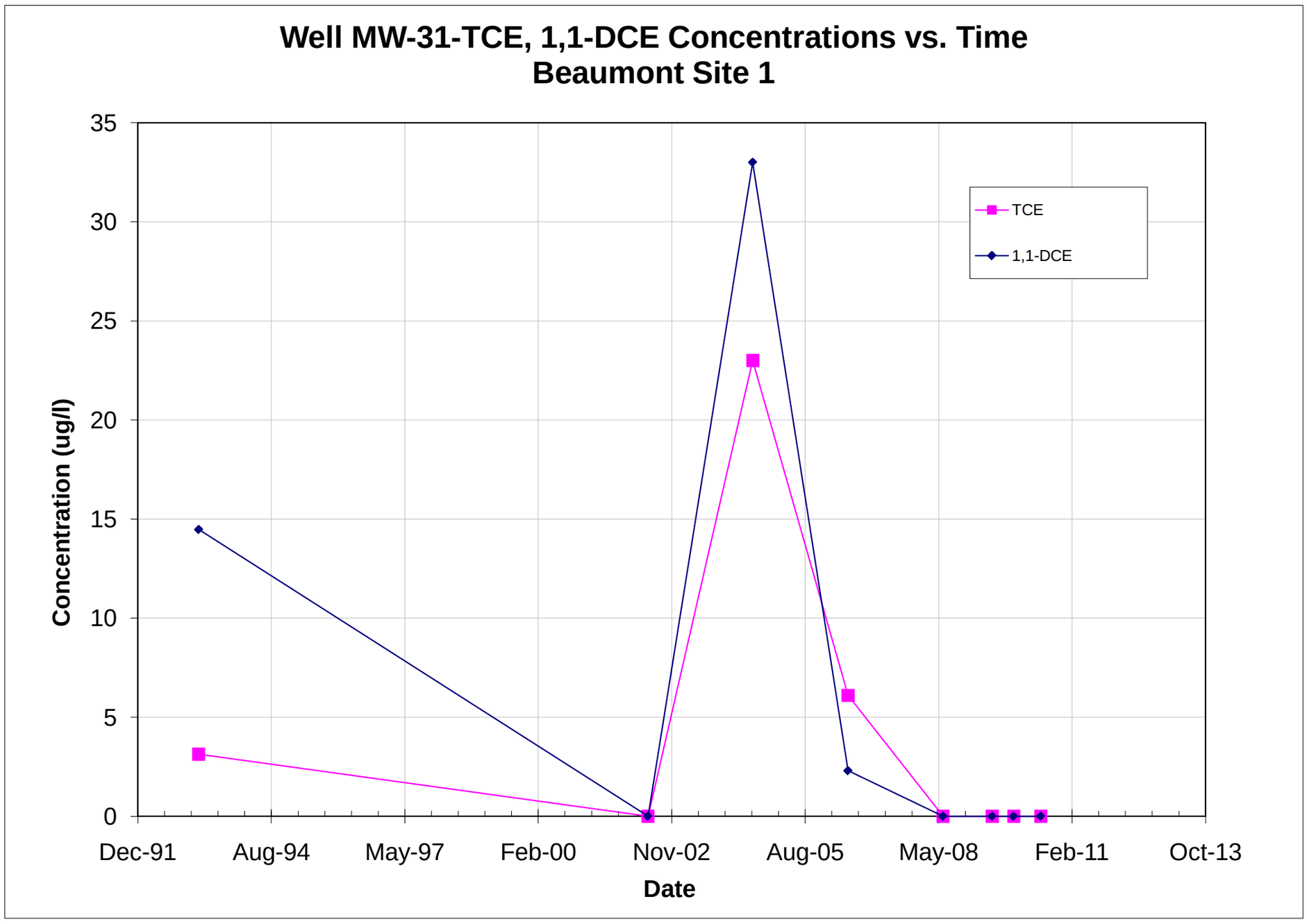

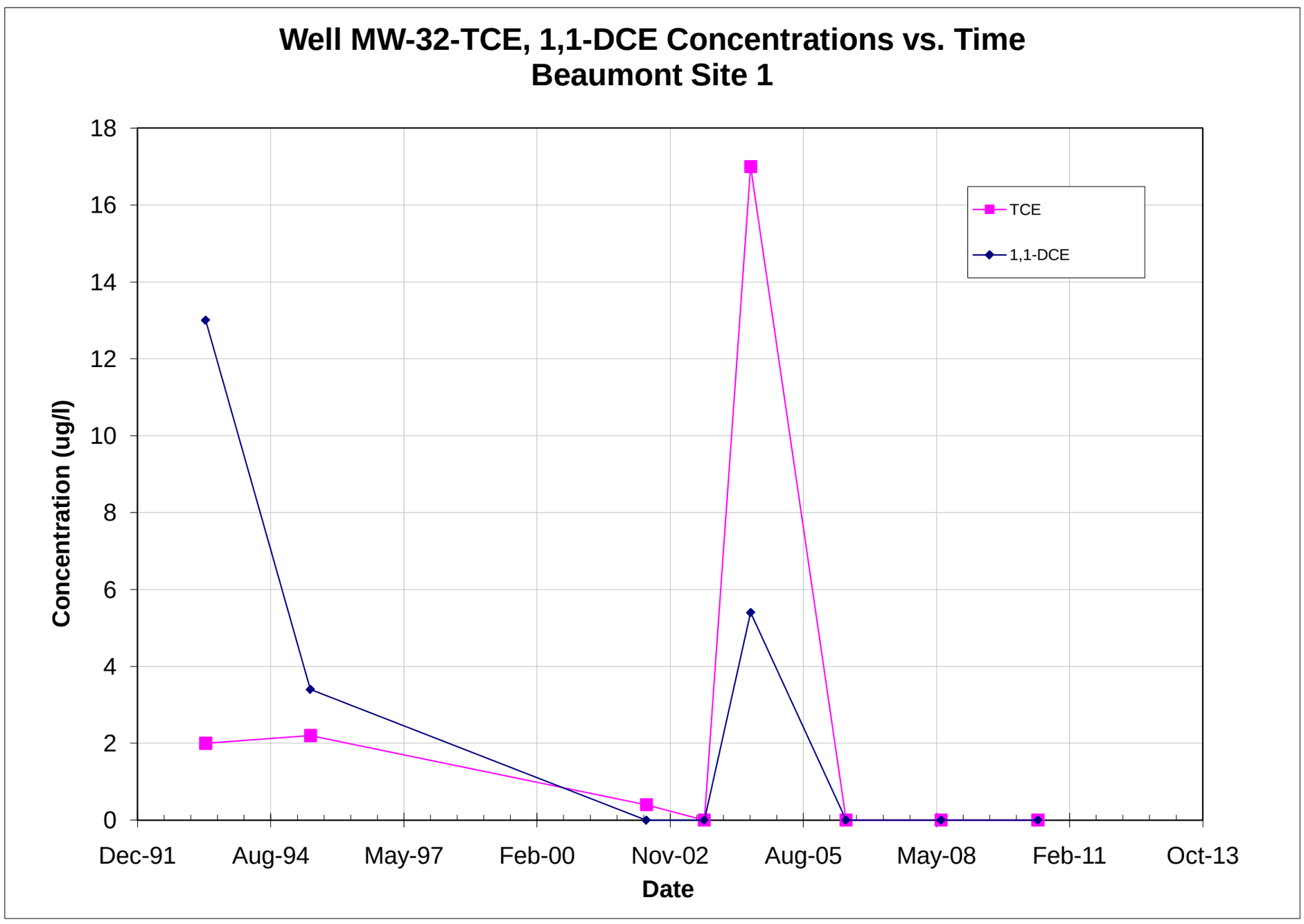

Note: All non-detections are set to zero for graphing purposes.

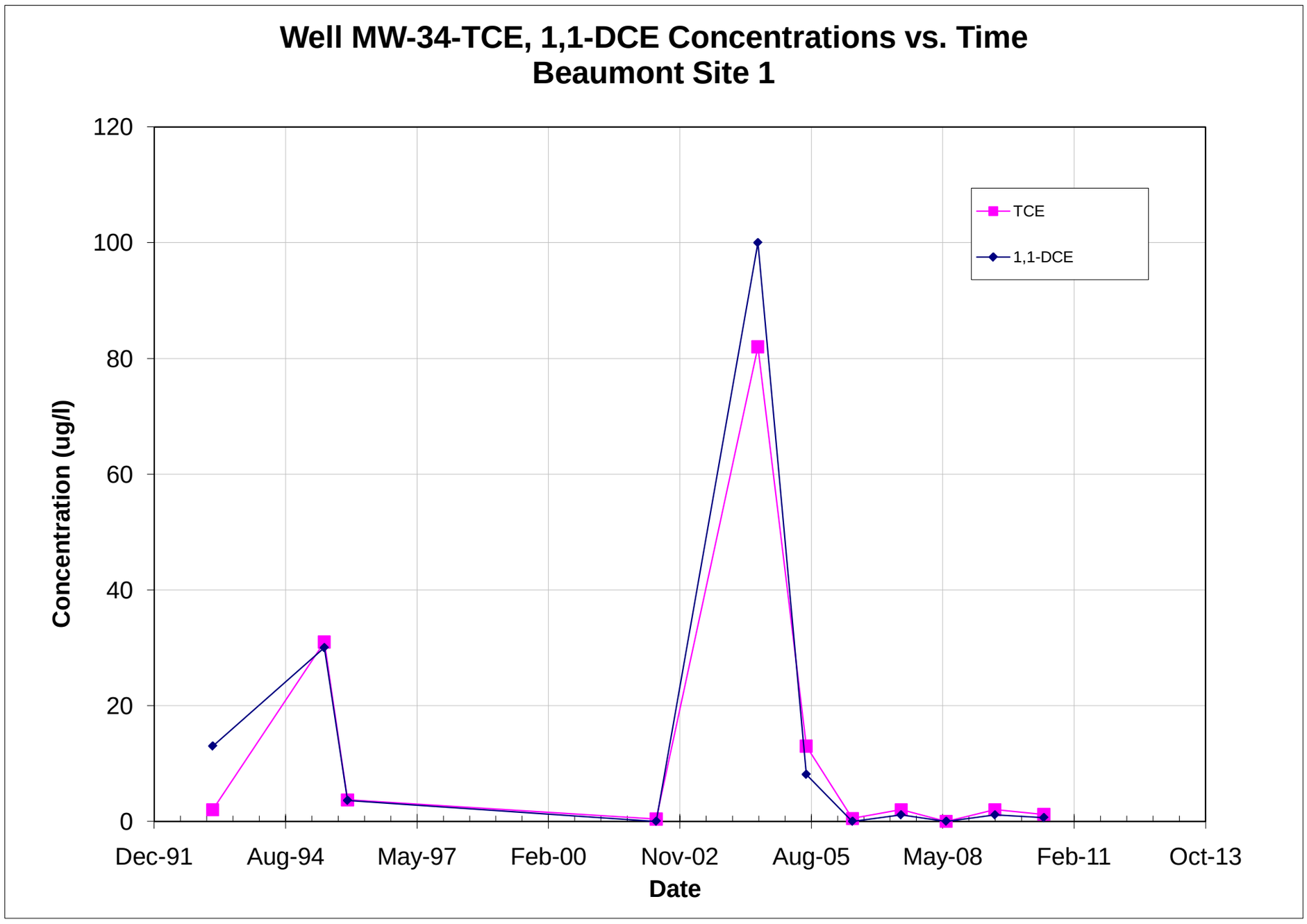

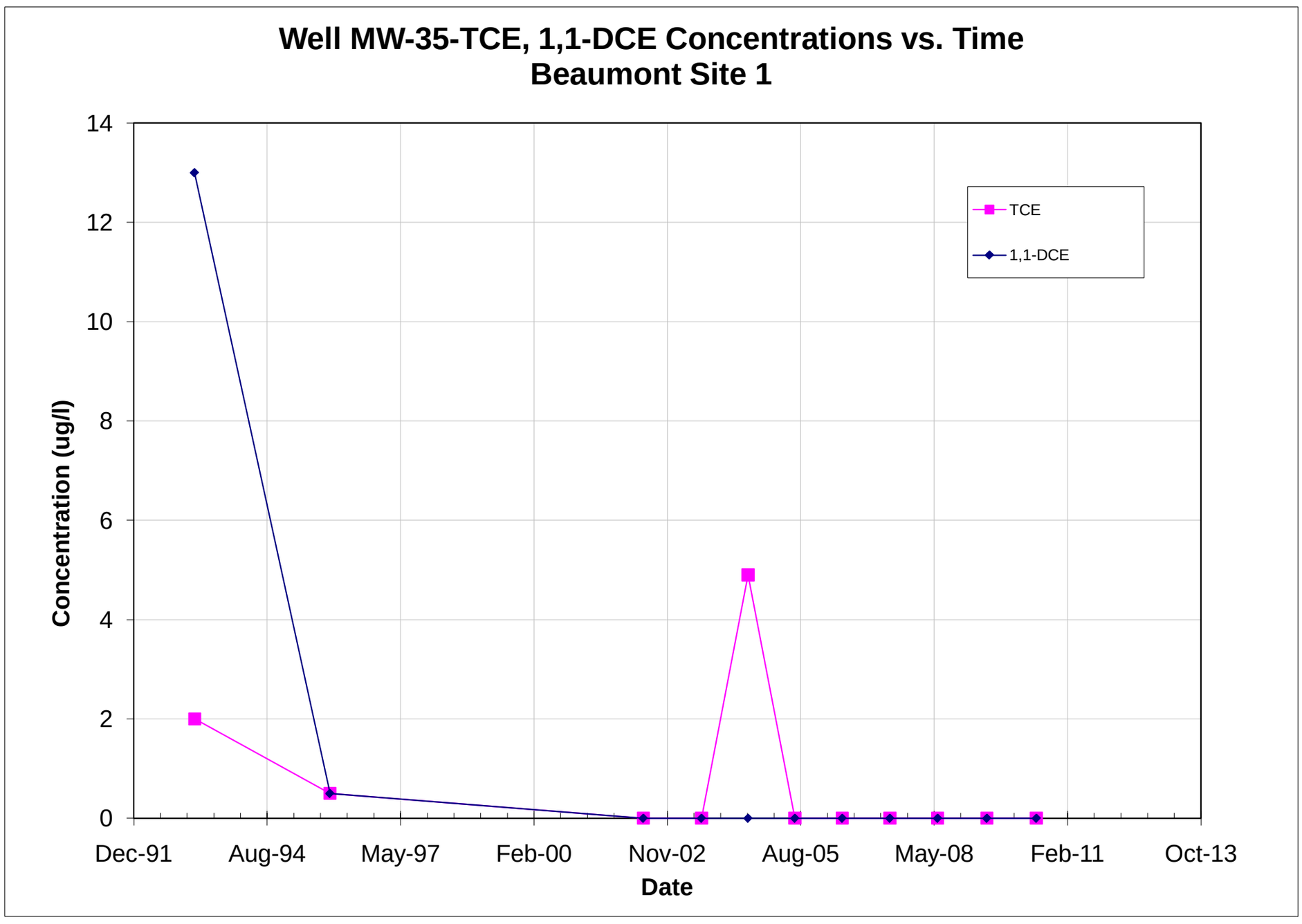

Note: All non-detections are set to zero for graphing purposes.

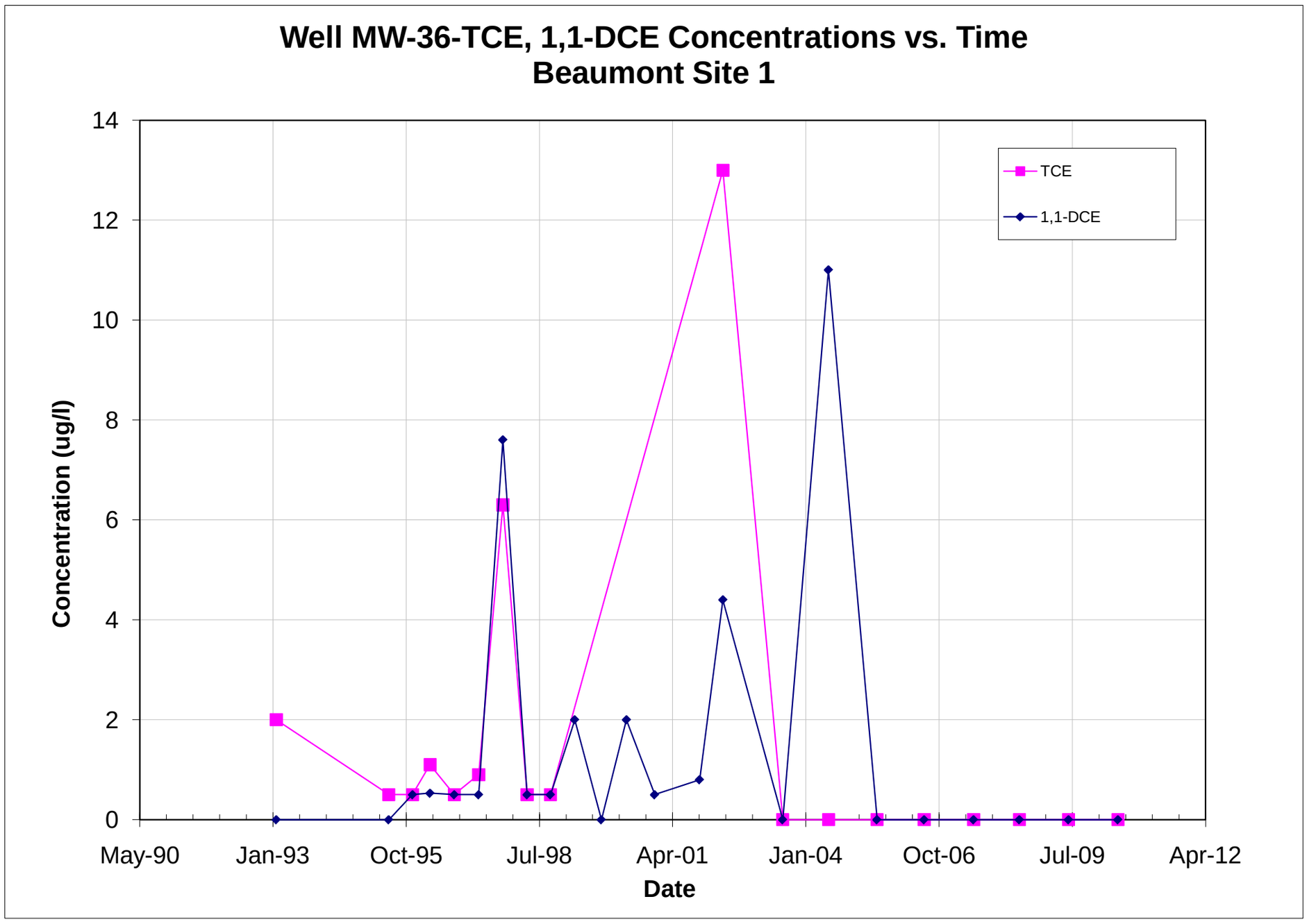

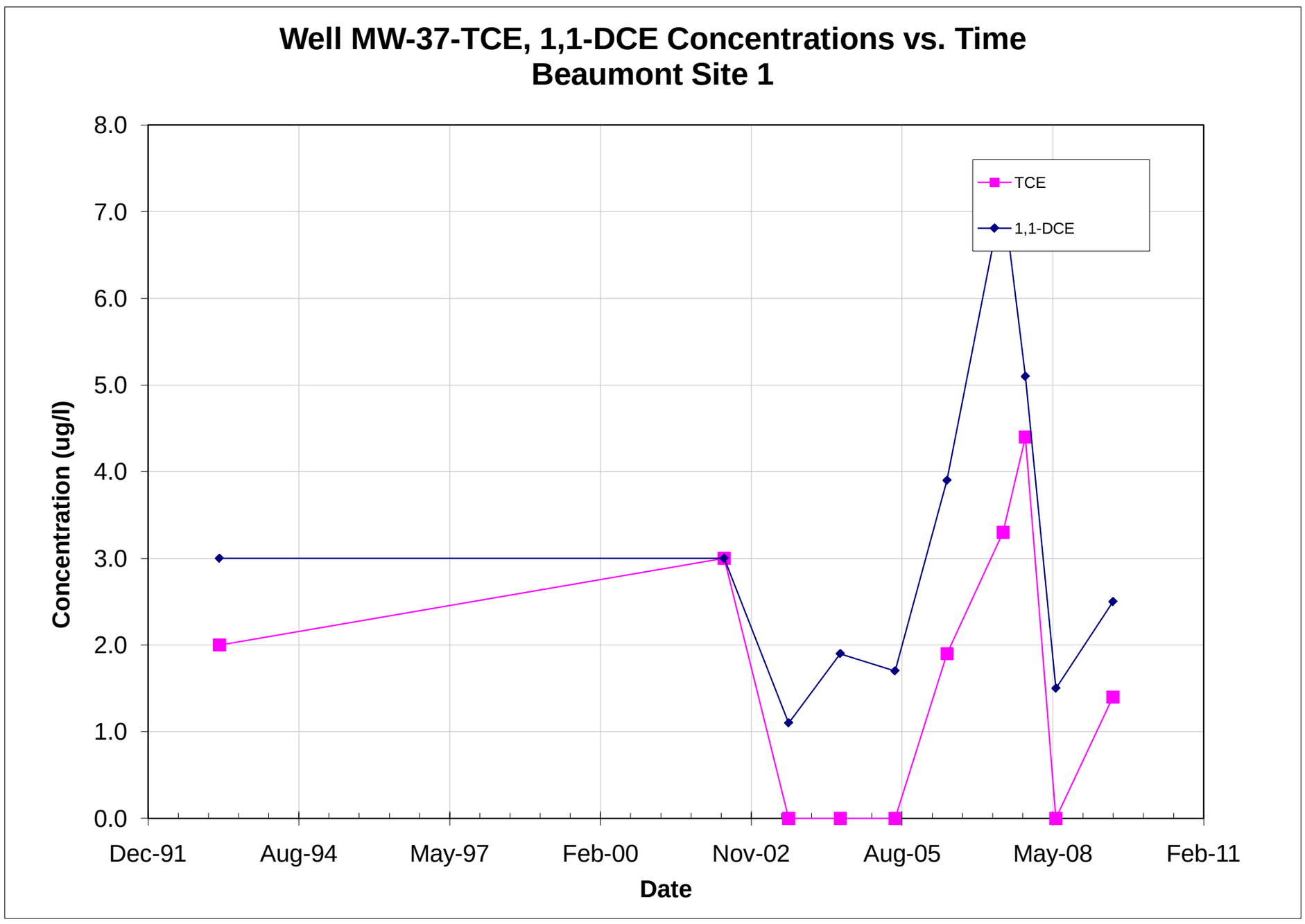

Note: All non-detections are set to zero for graphing purposes.

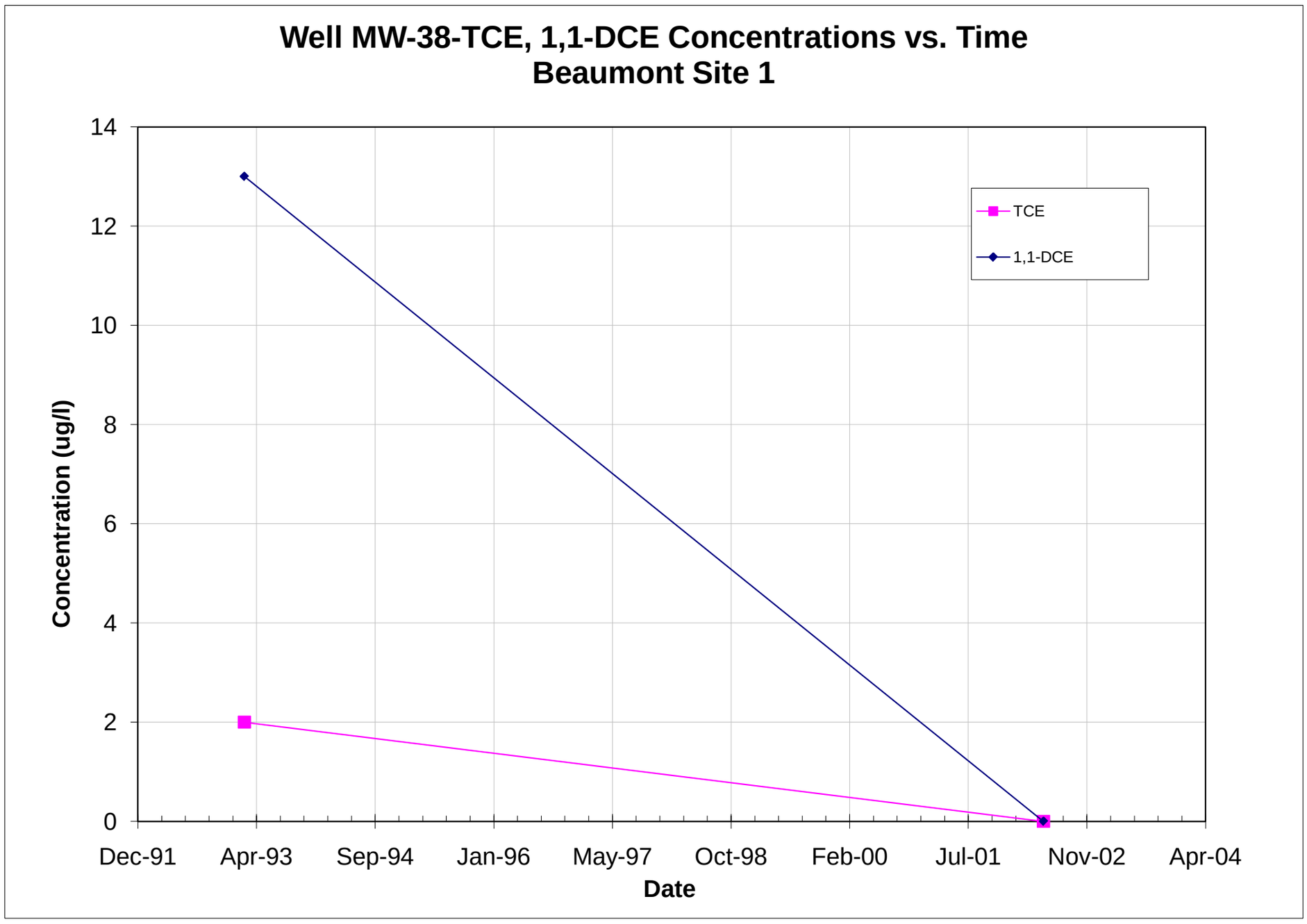

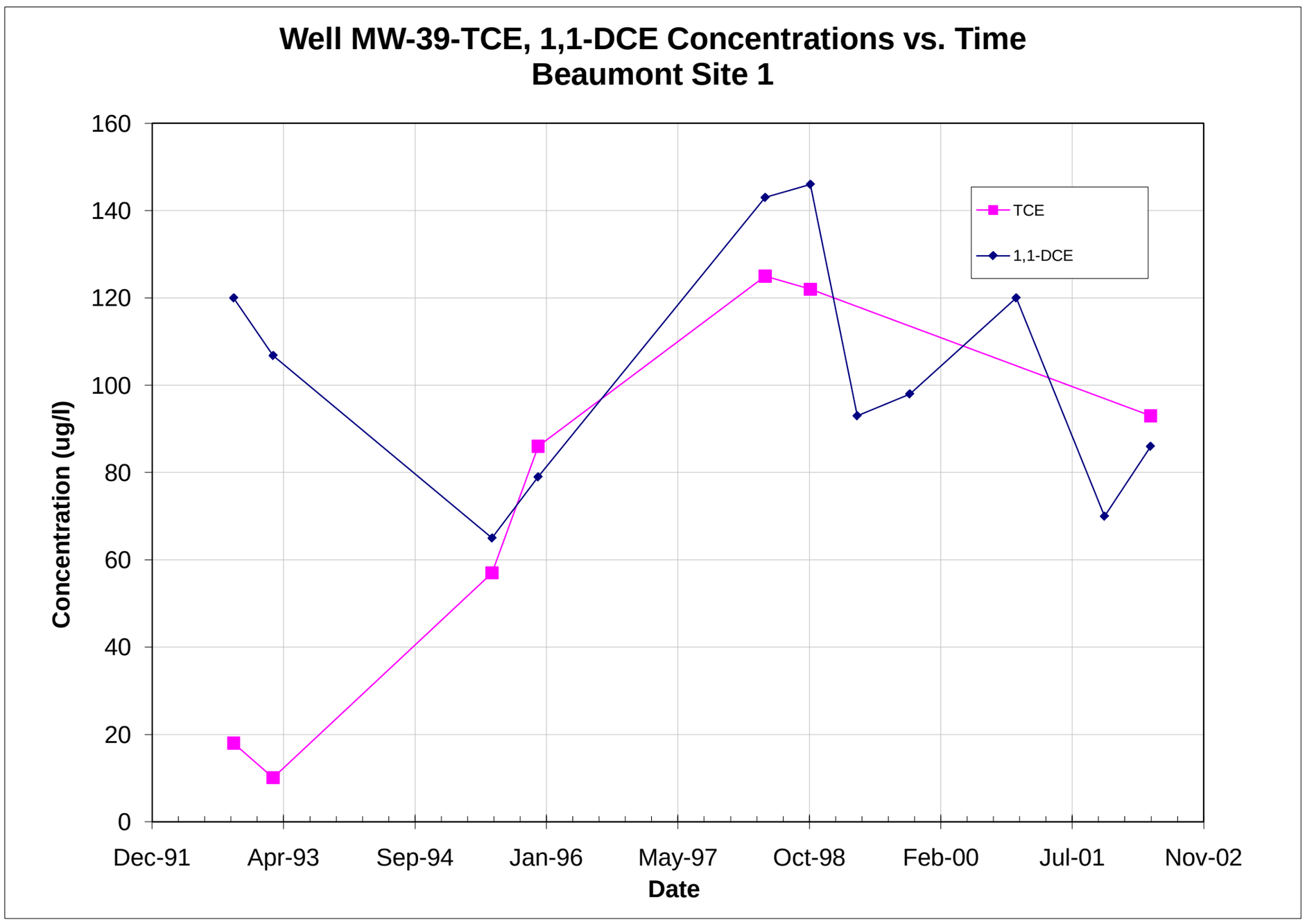

Note: All non-detections are set to zero for graphing purposes.

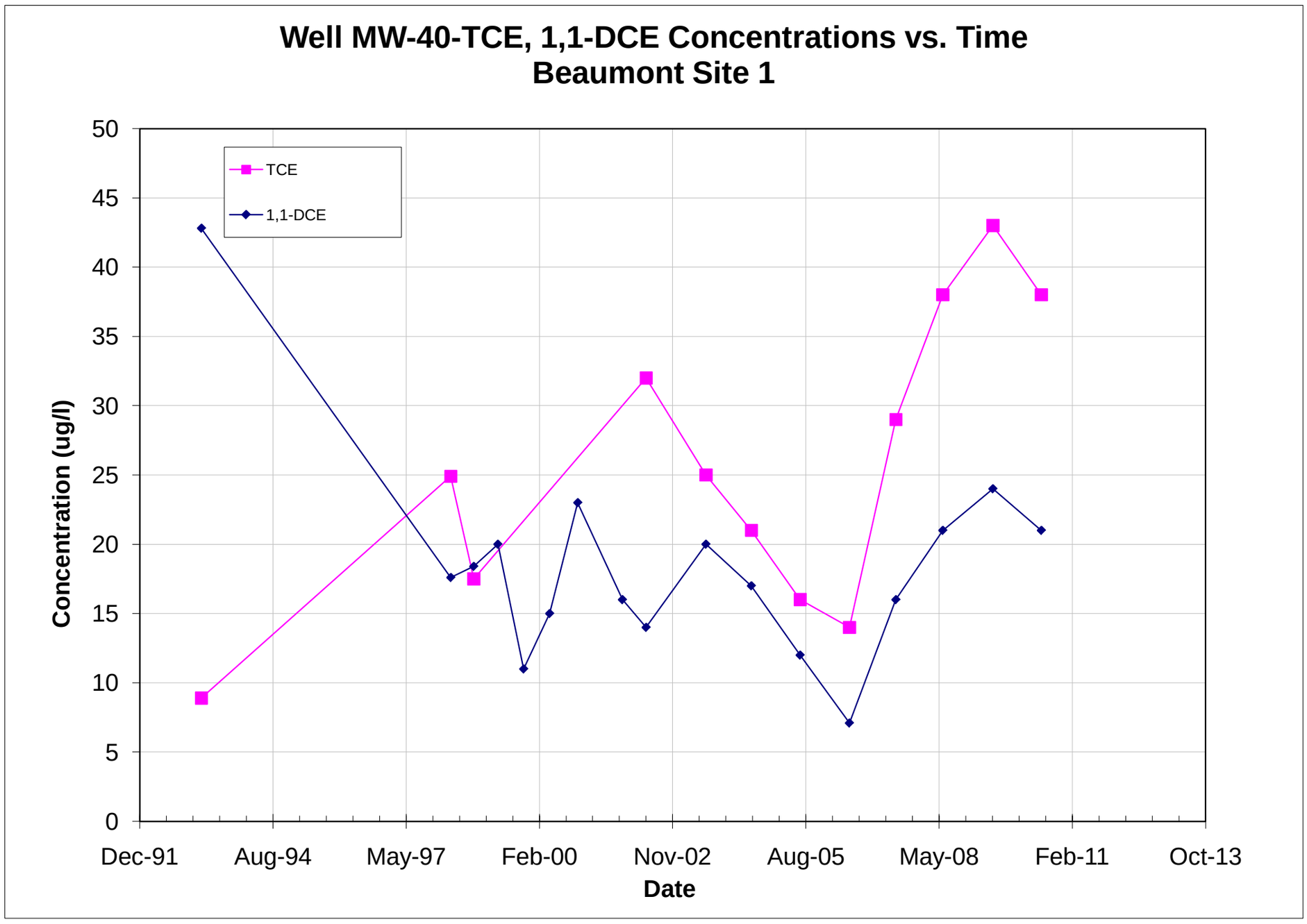

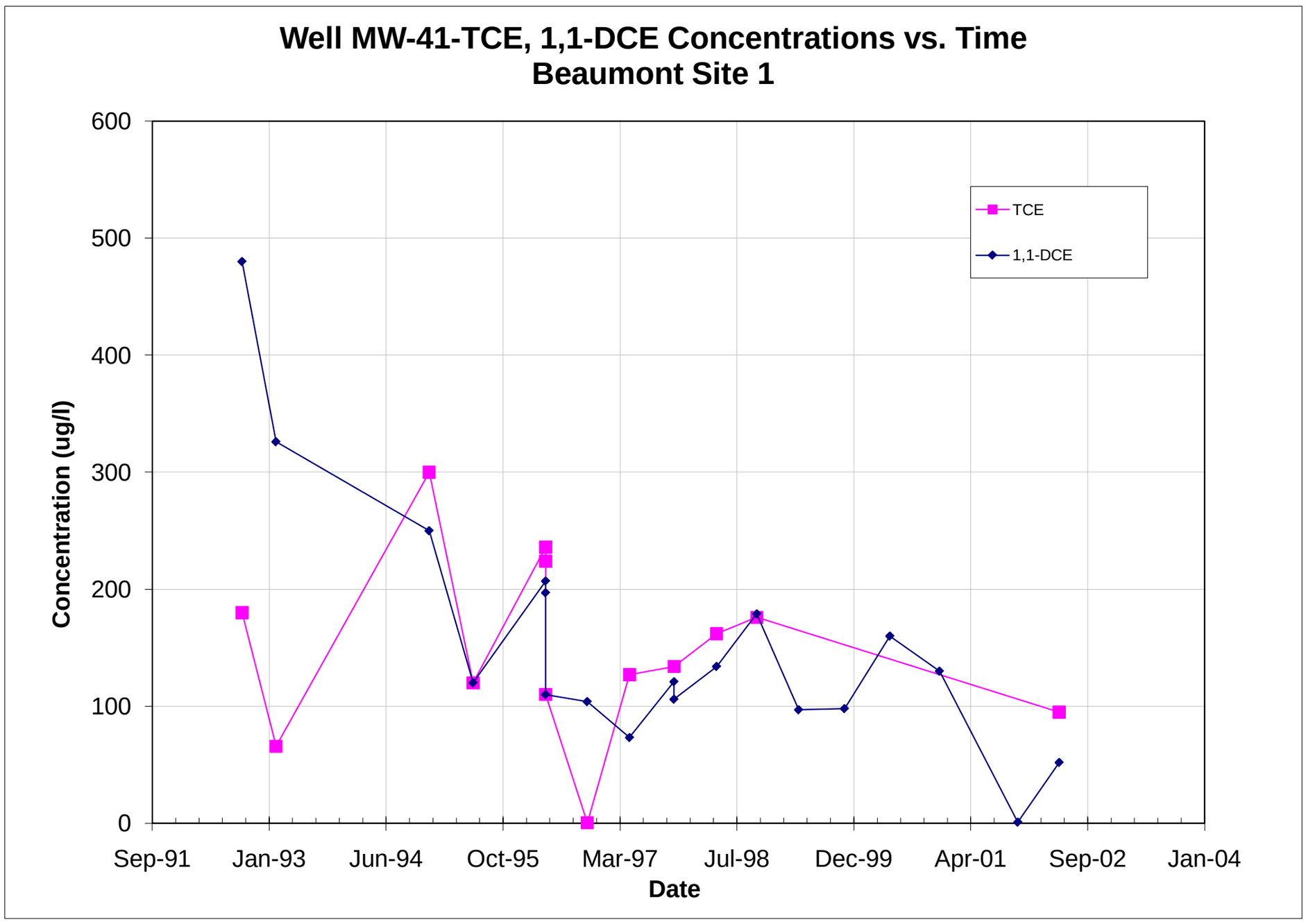

Note: All non-detections are set to zero for graphing purposes.

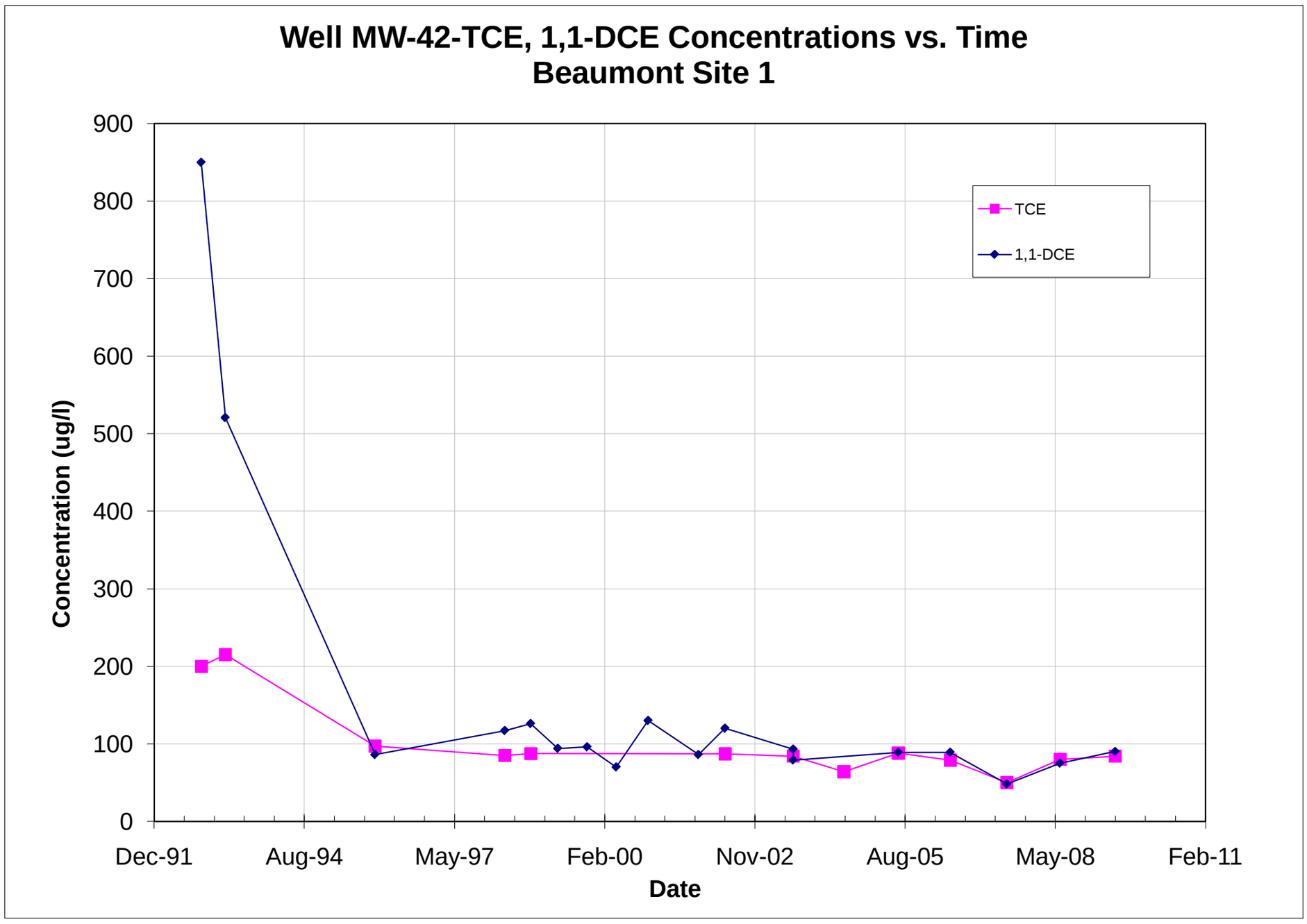

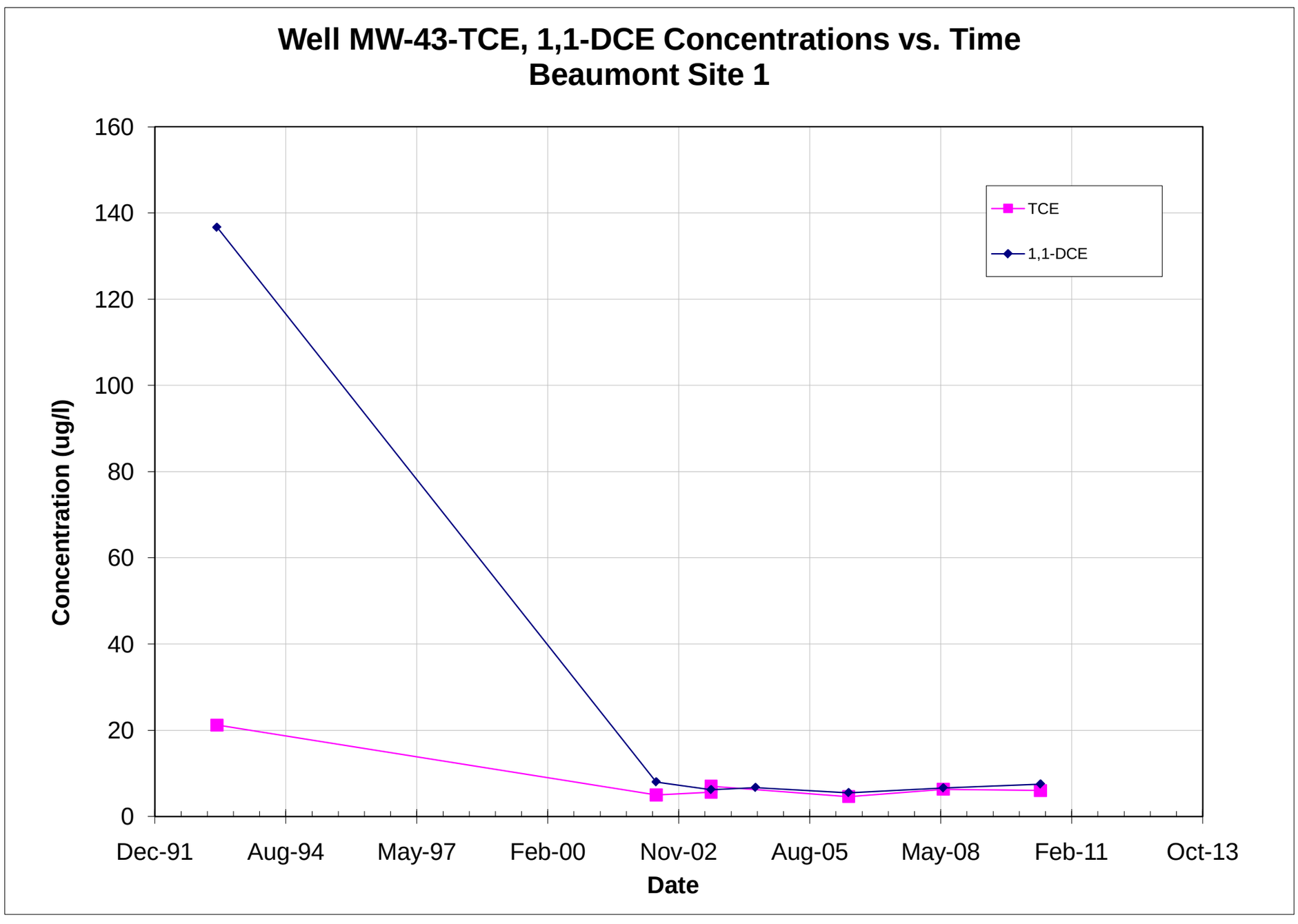

Note: All non-detections are set to zero for graphing purposes.

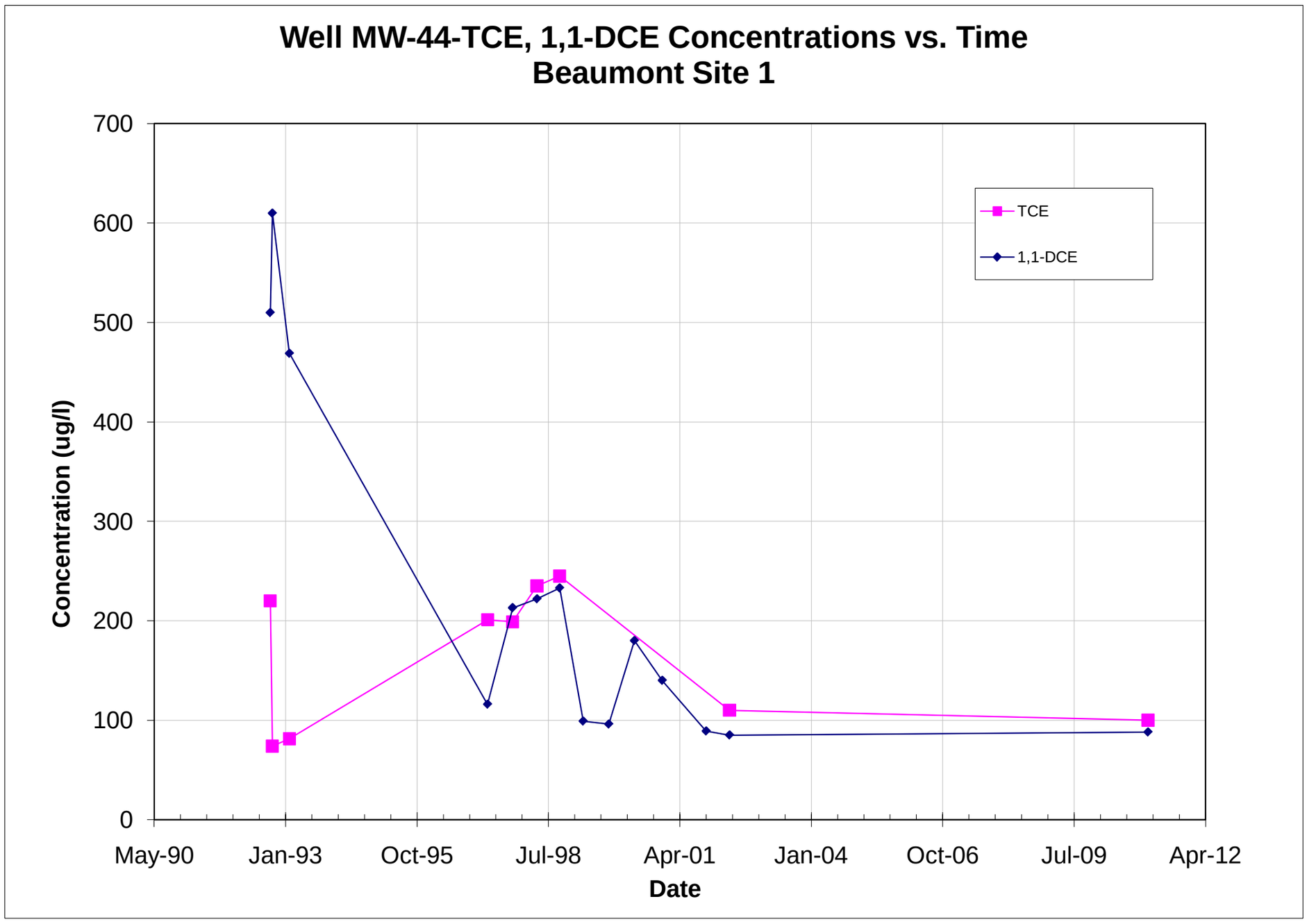

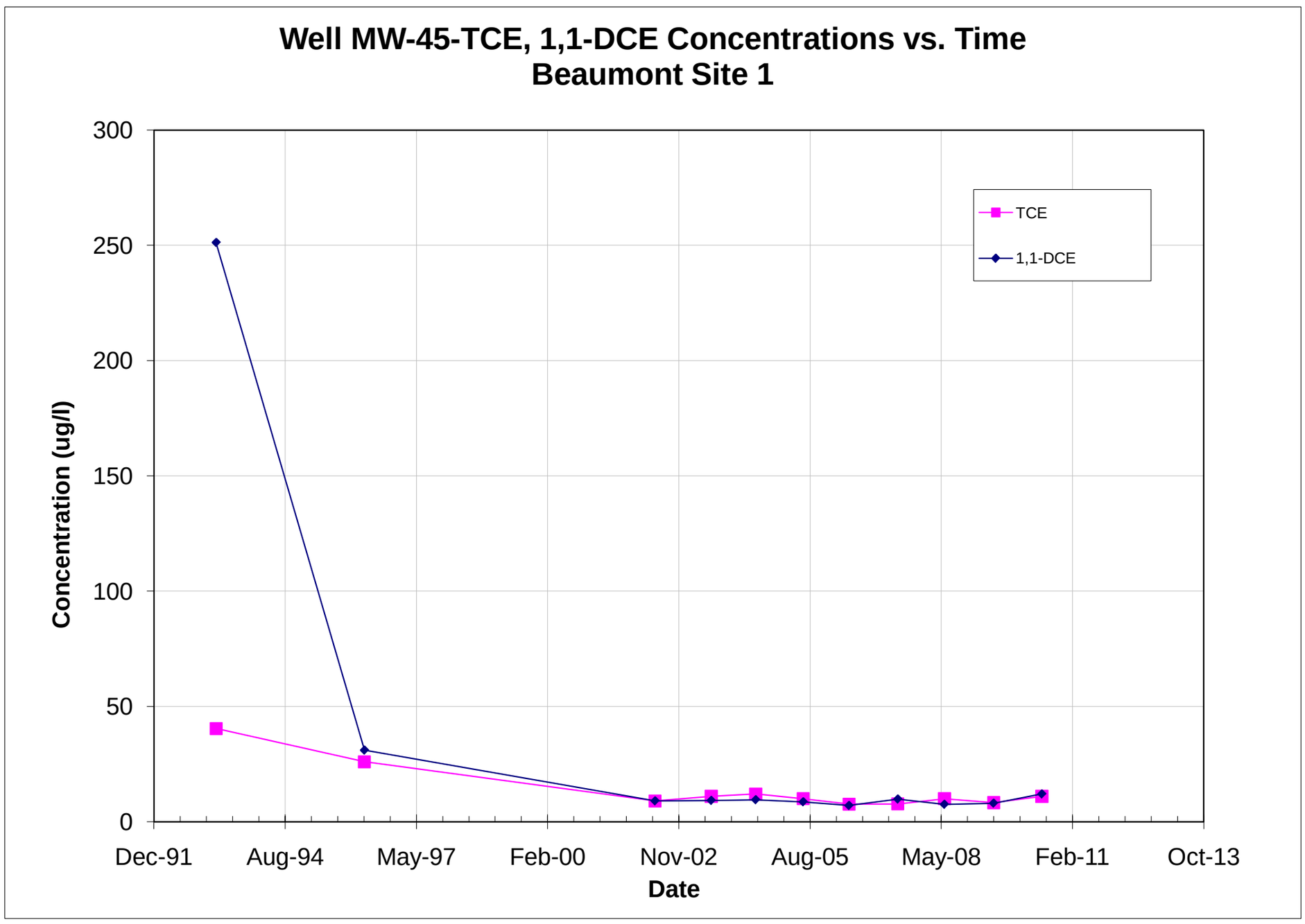

Note: All non-detections are set to zero for graphing purposes.

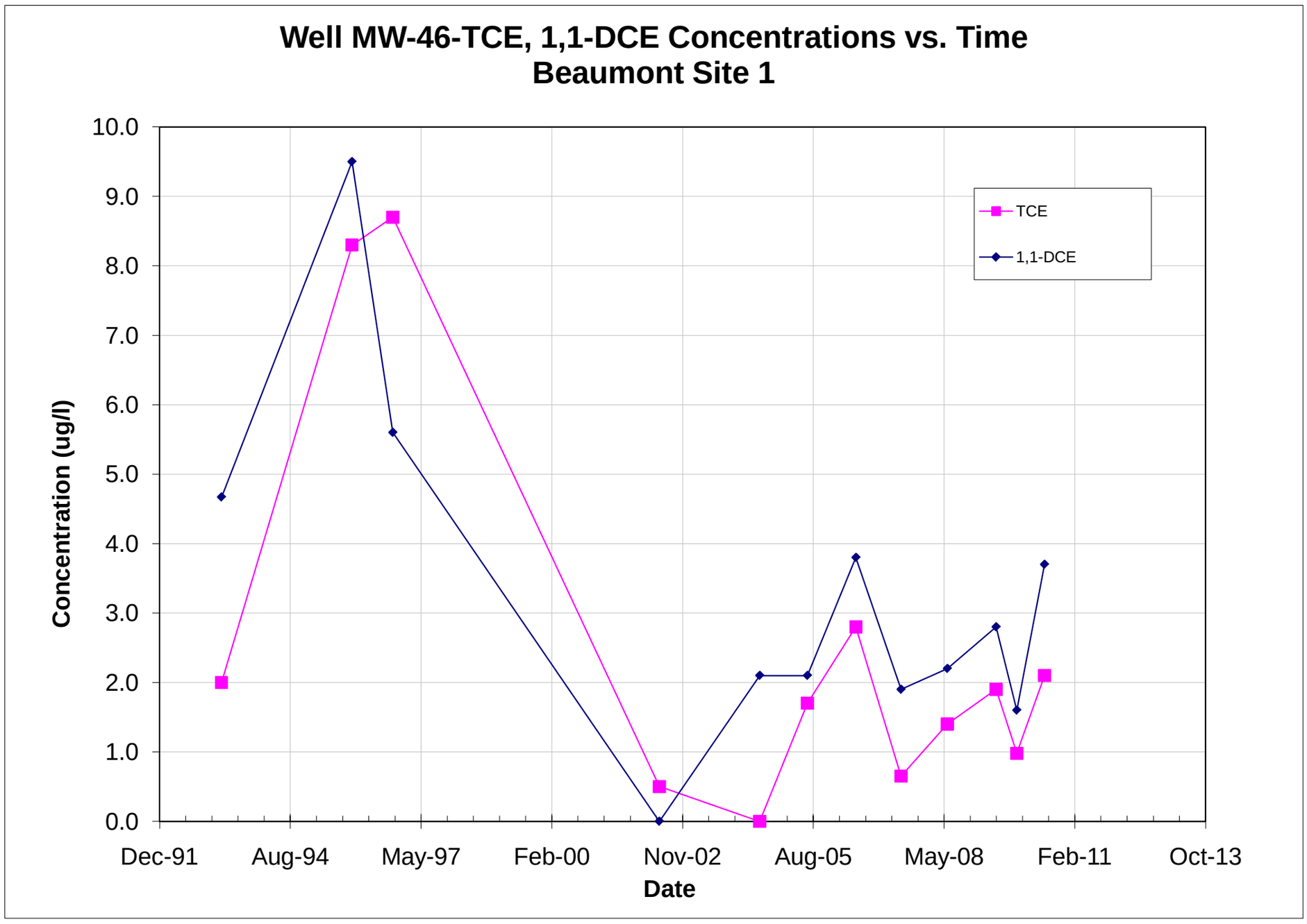

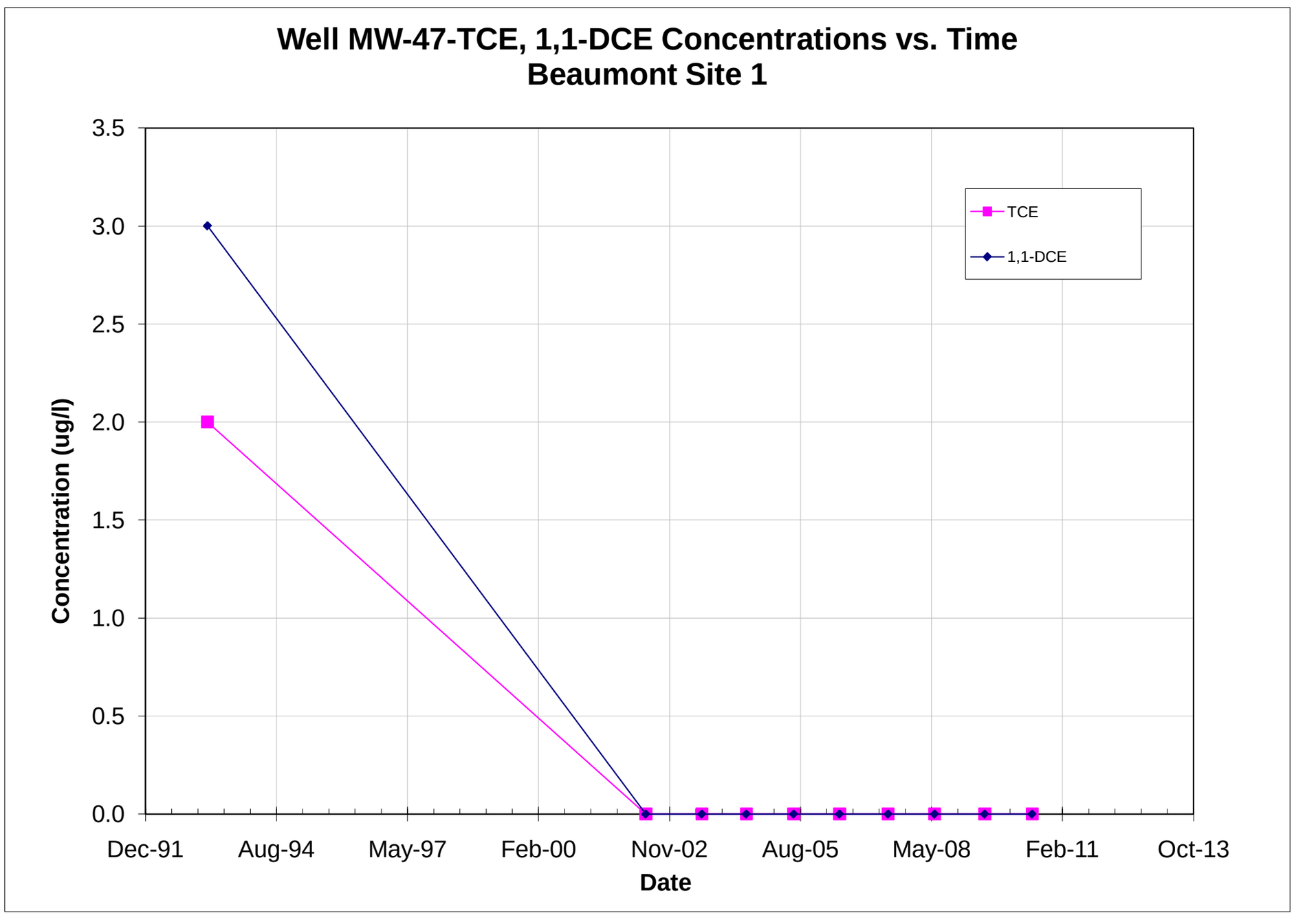

Note: All non-detections are set to zero for graphing purposes.

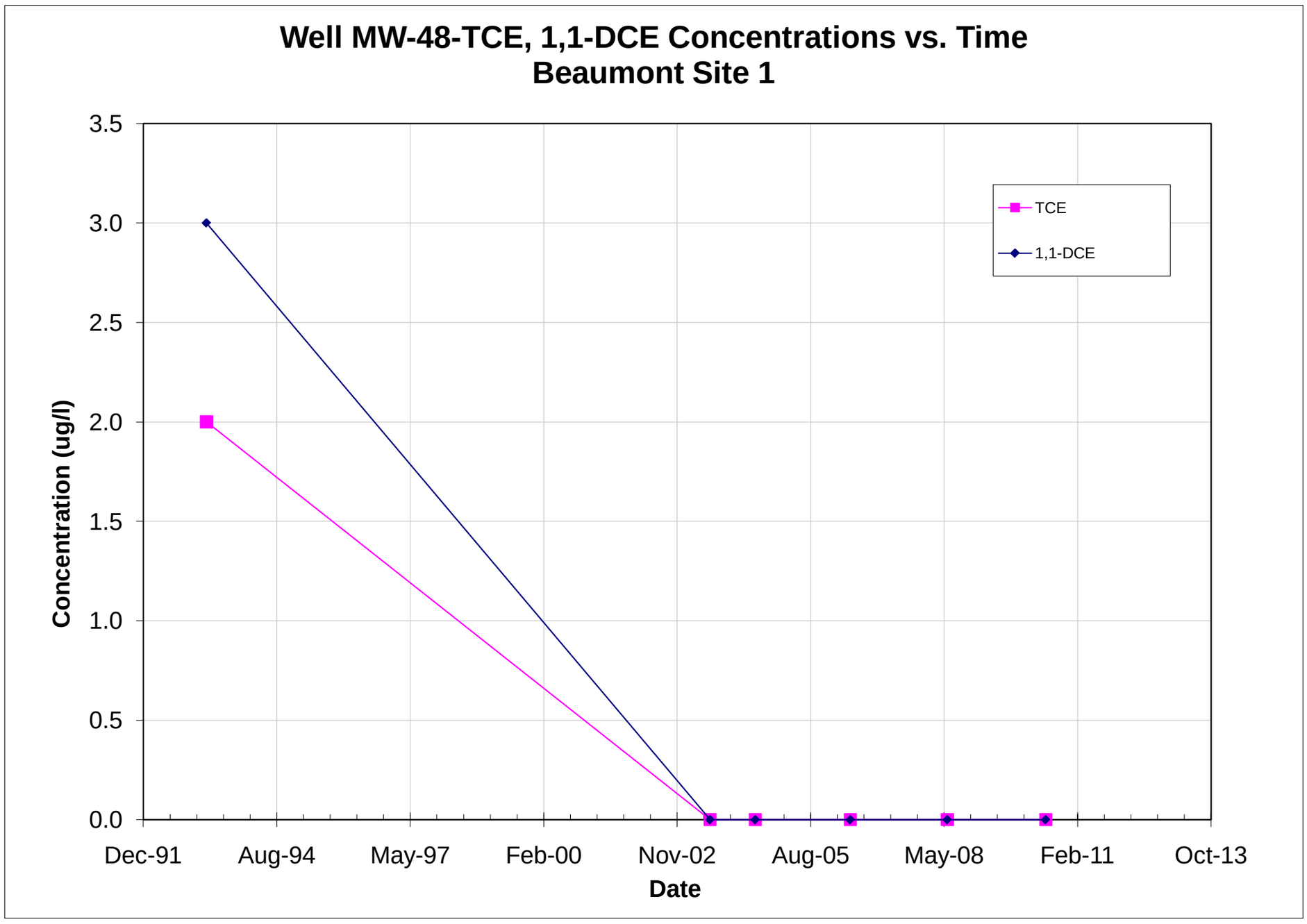

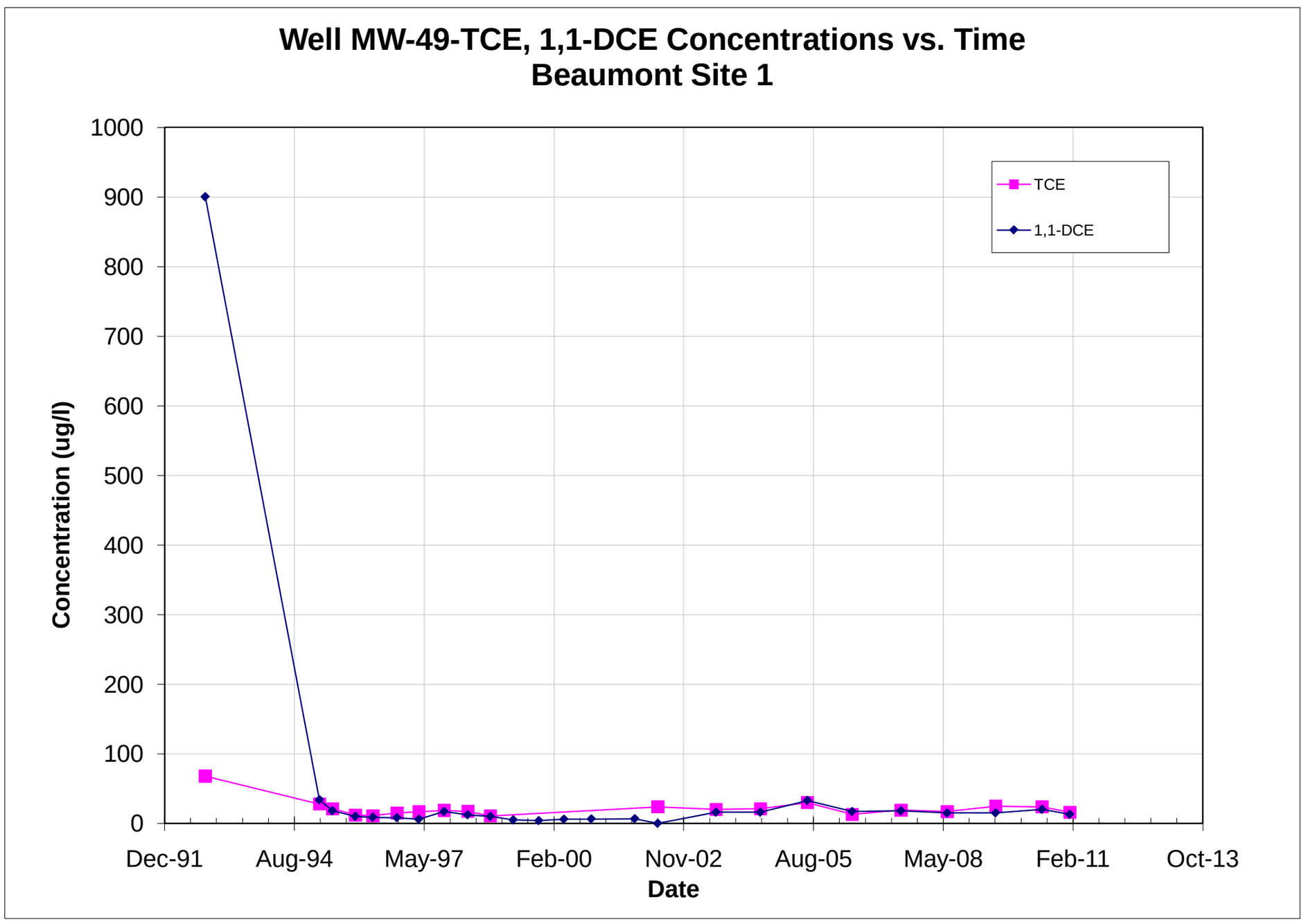

Note: All non-detections are set to zero for graphing purposes.

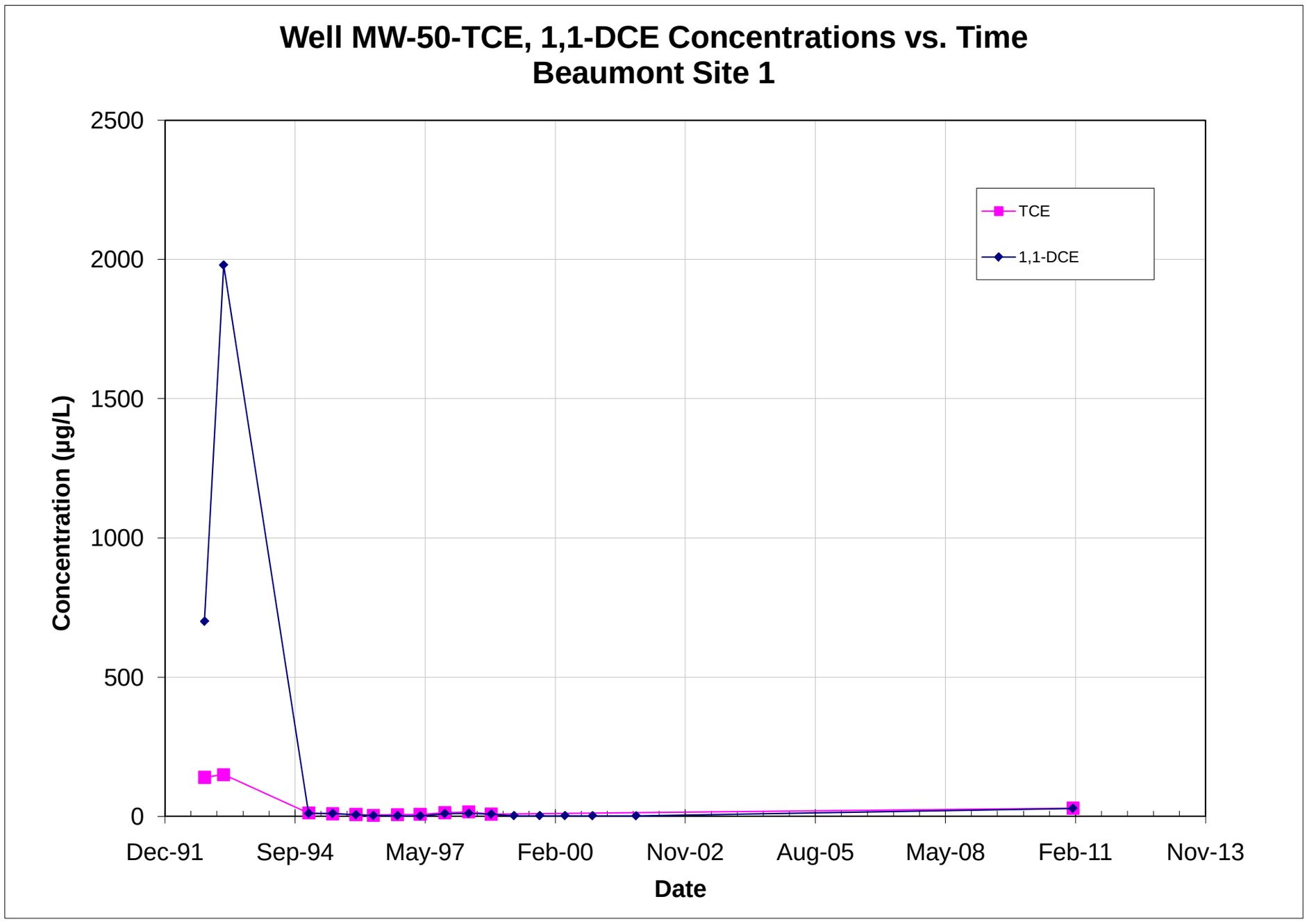

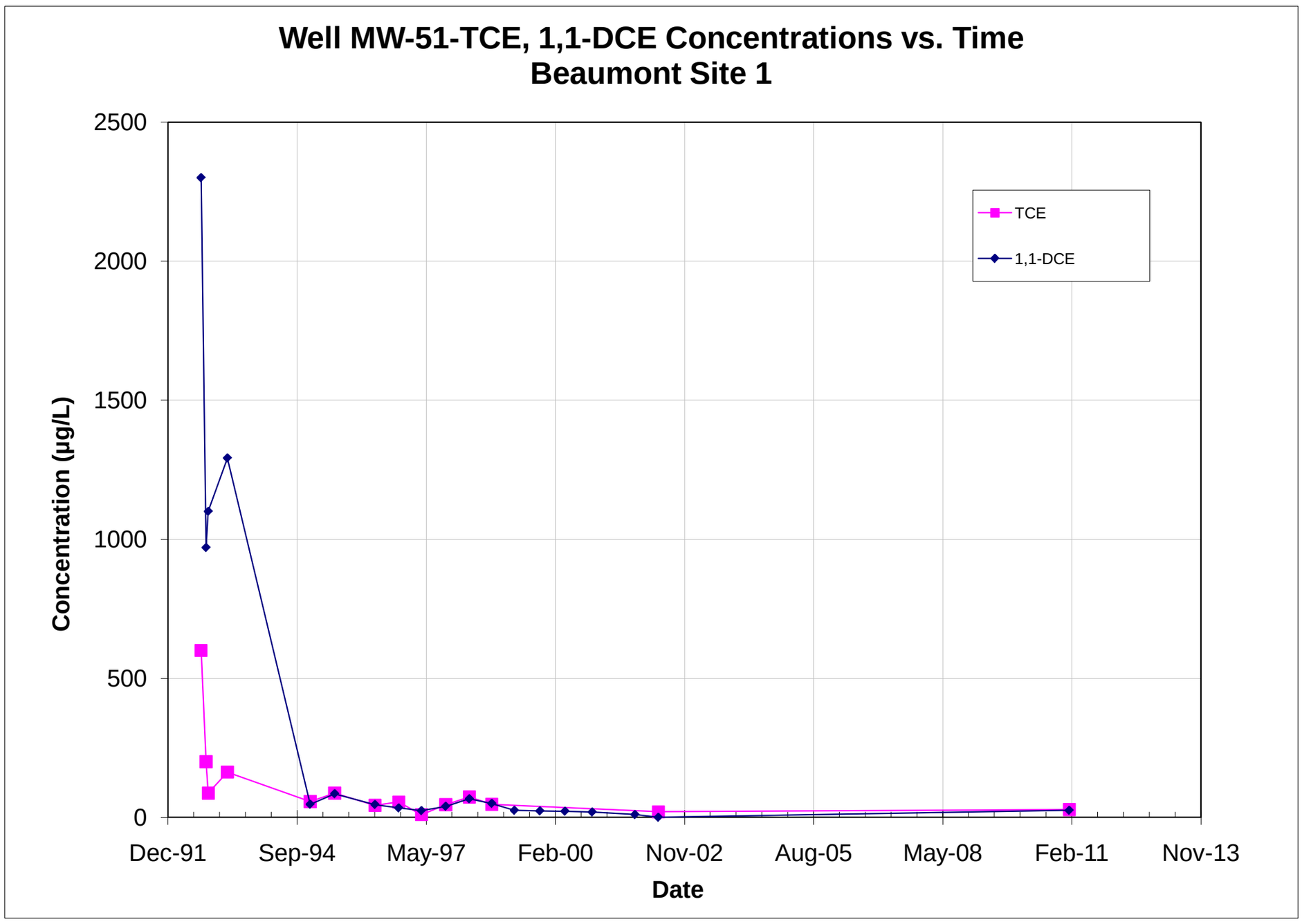

Note: All non-detections are set to zero for graphing purposes.

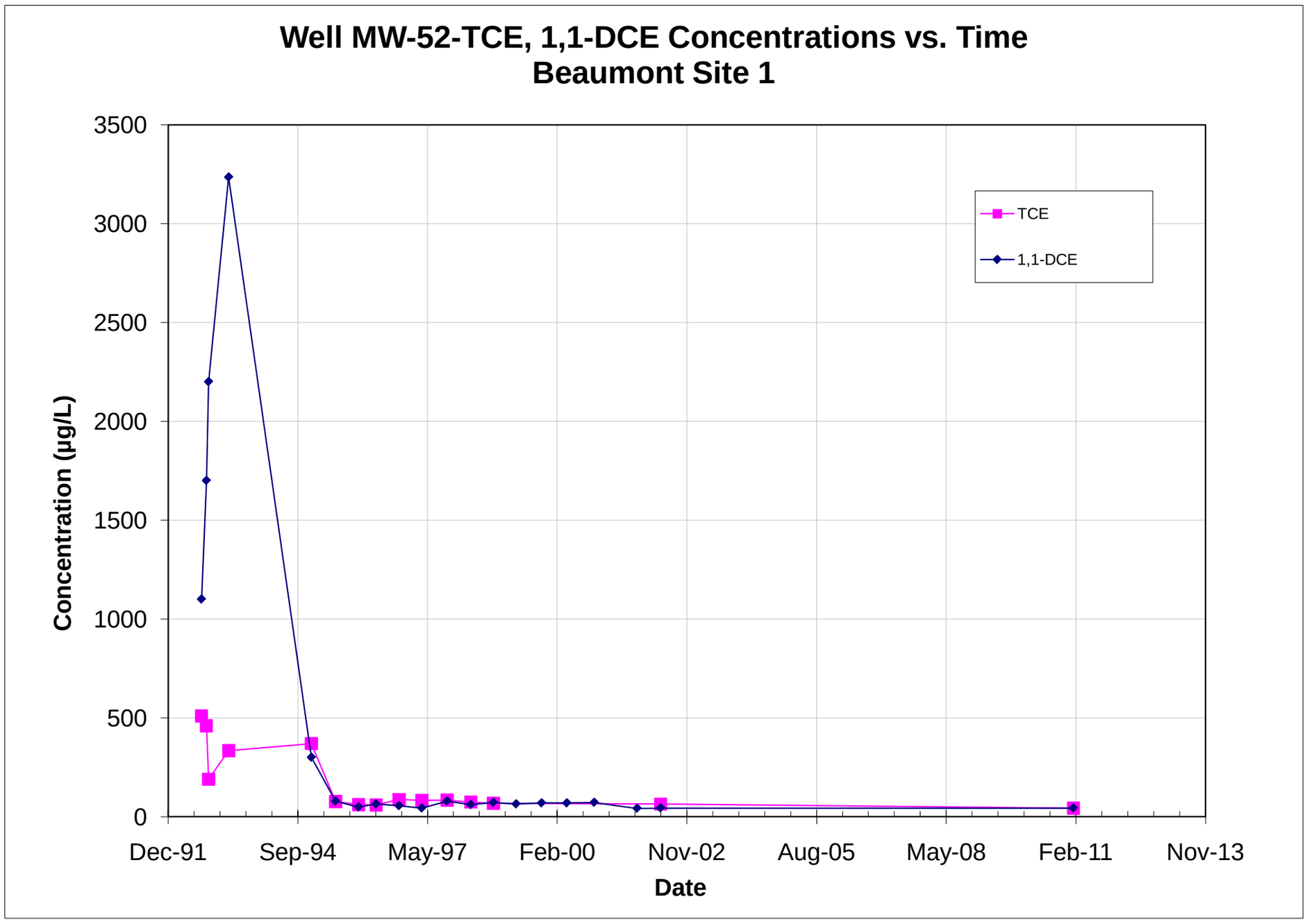

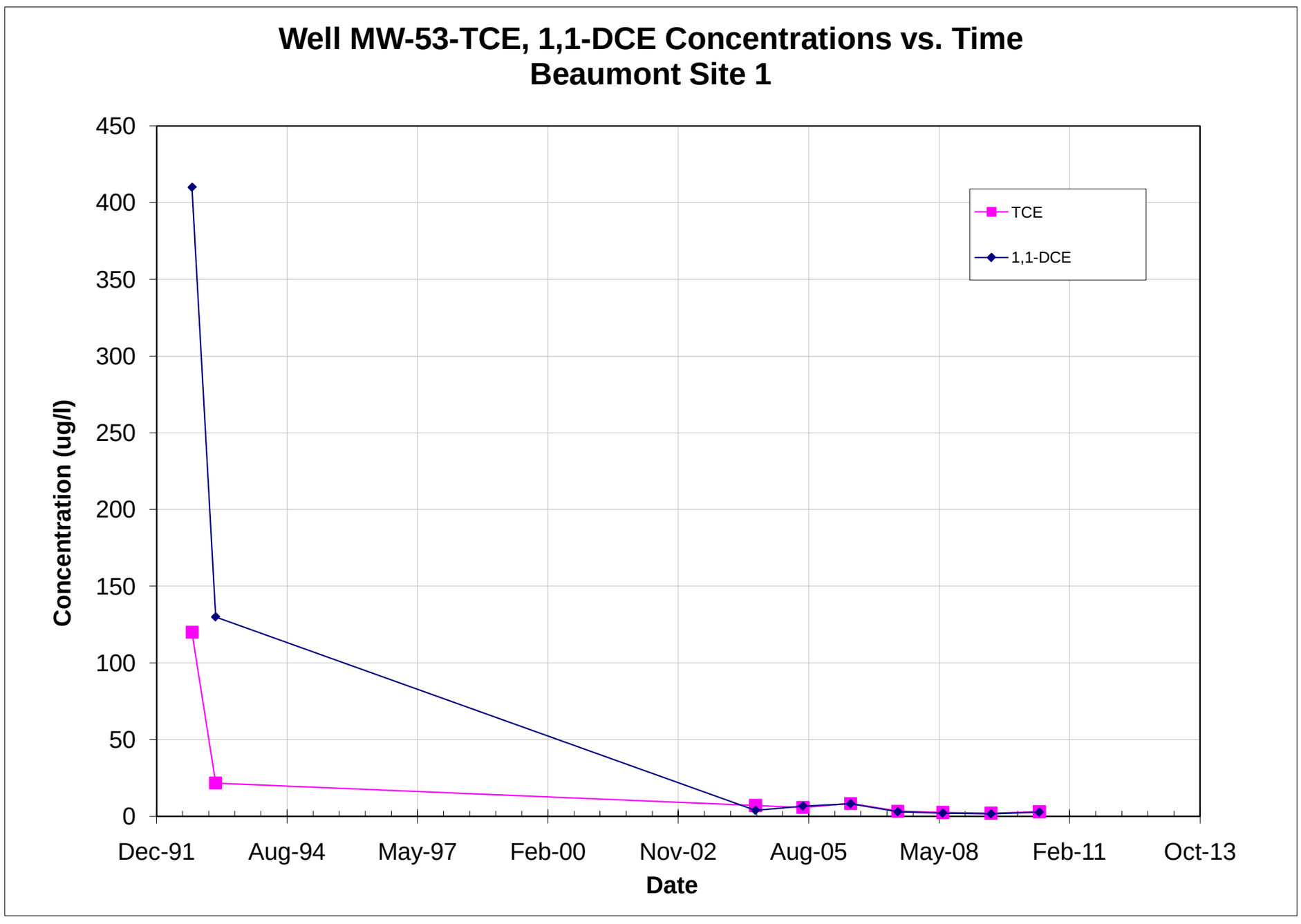

Note: All non-detections are set to zero for graphing purposes.

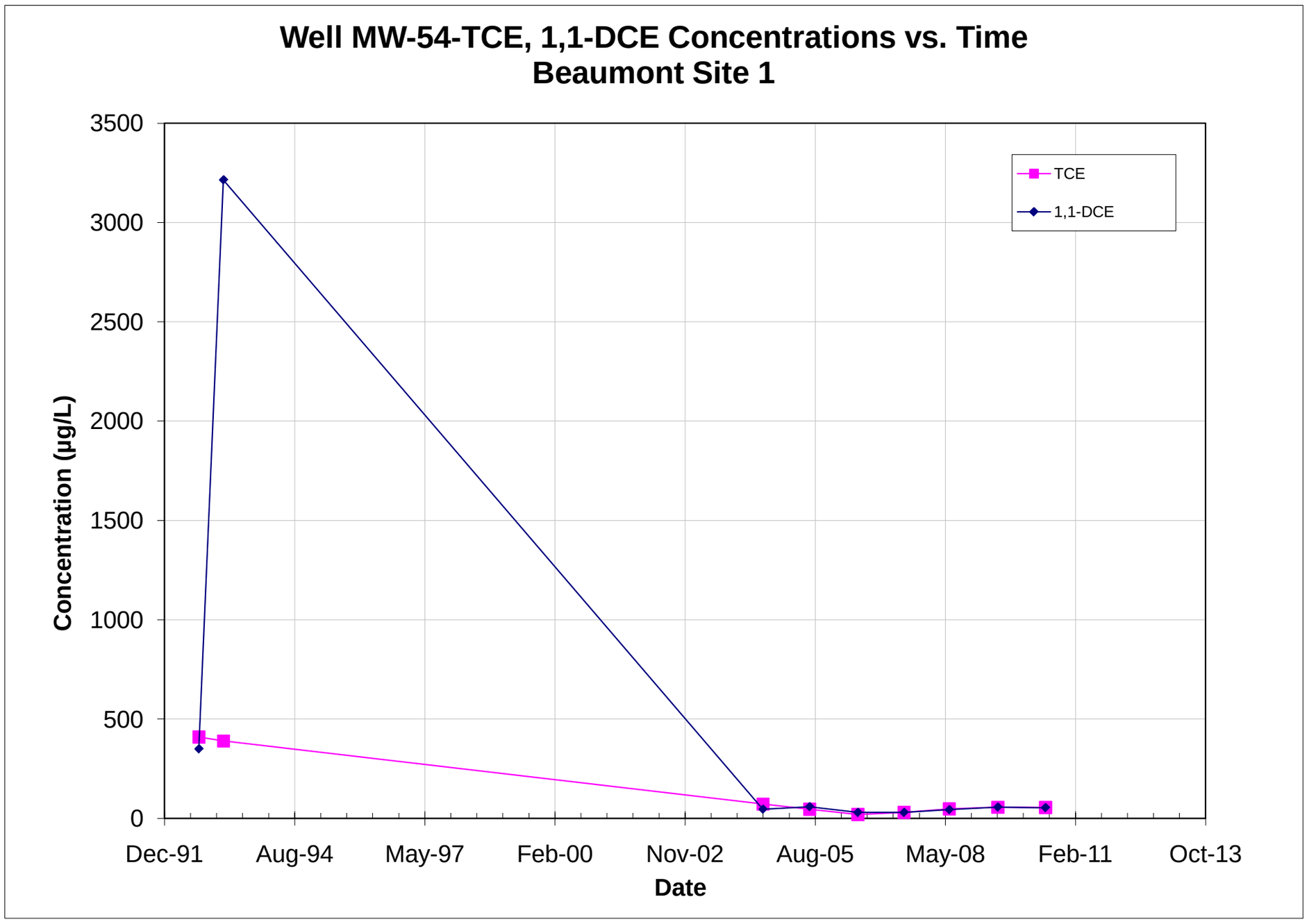

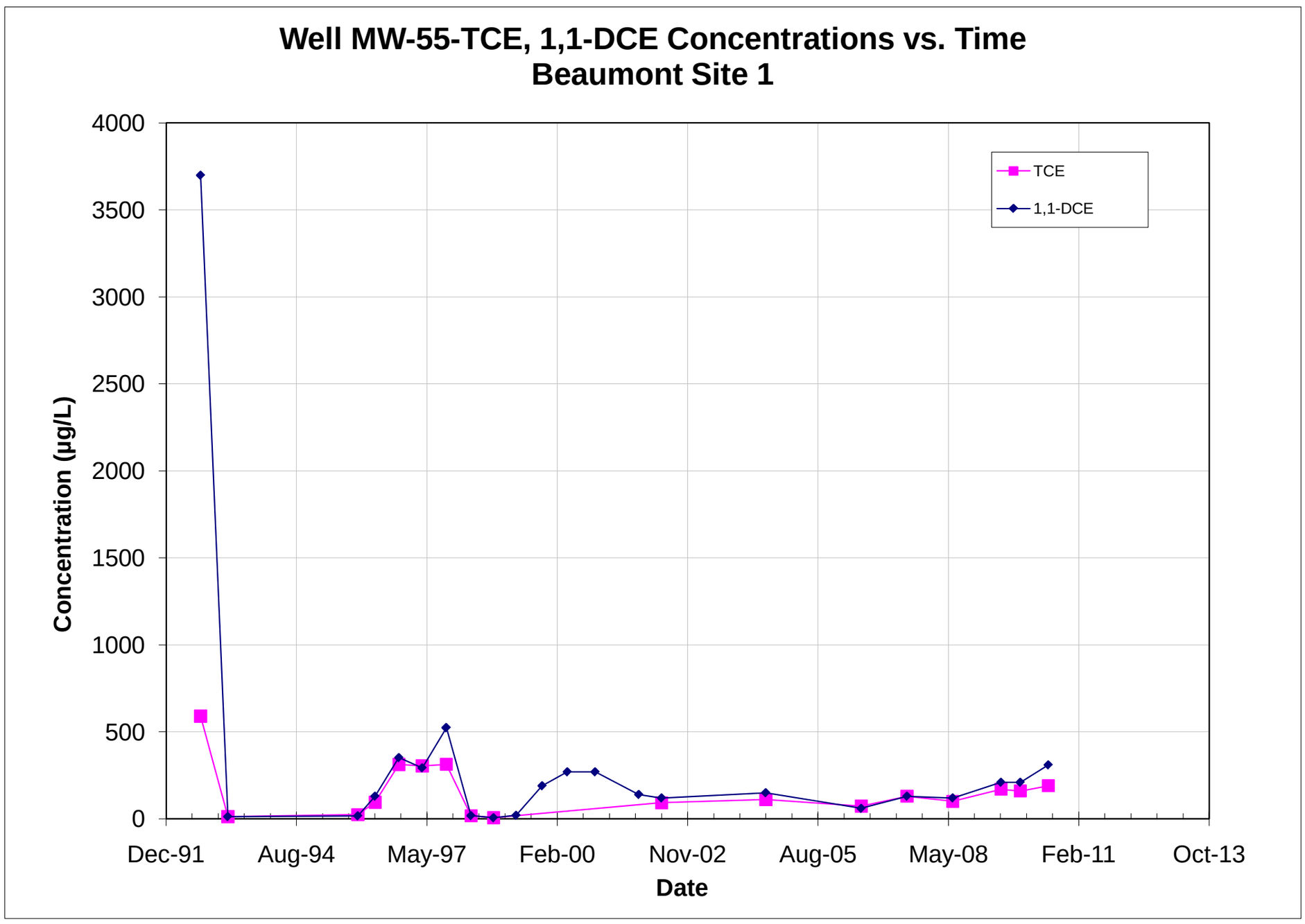

Note: All non-detections are set to zero for graphing purposes.

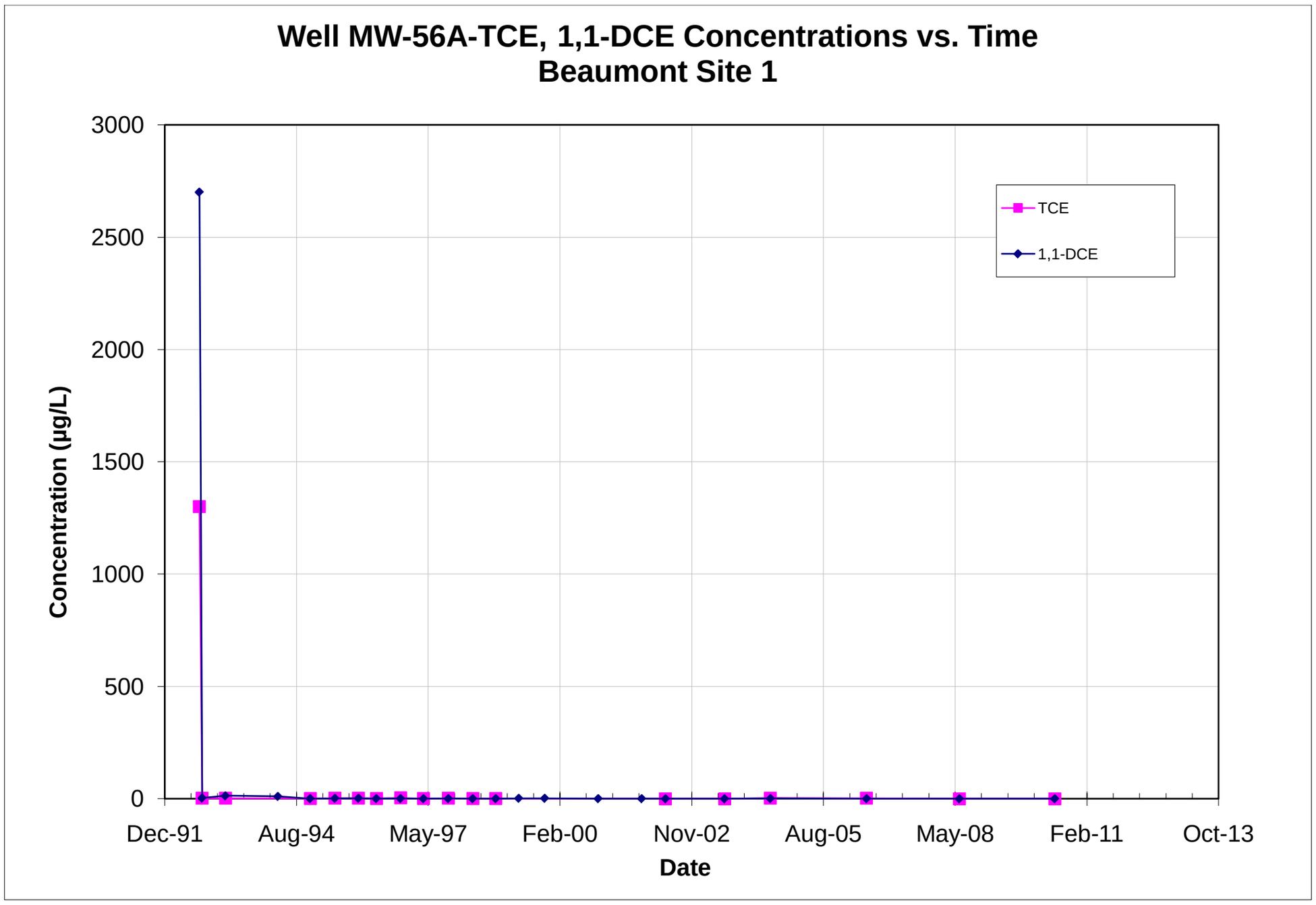

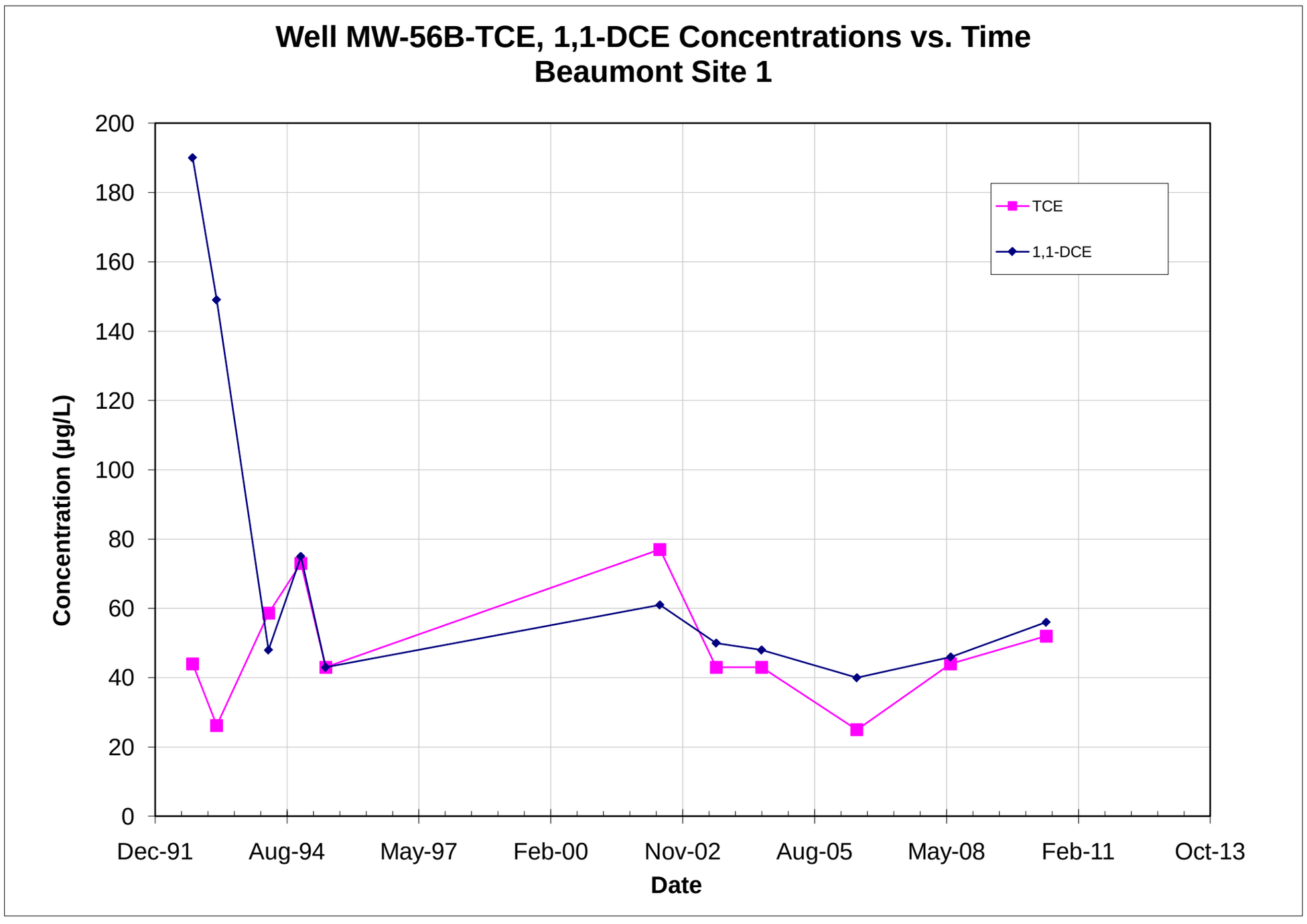

Note: All non-detections are set to zero for graphing purposes.

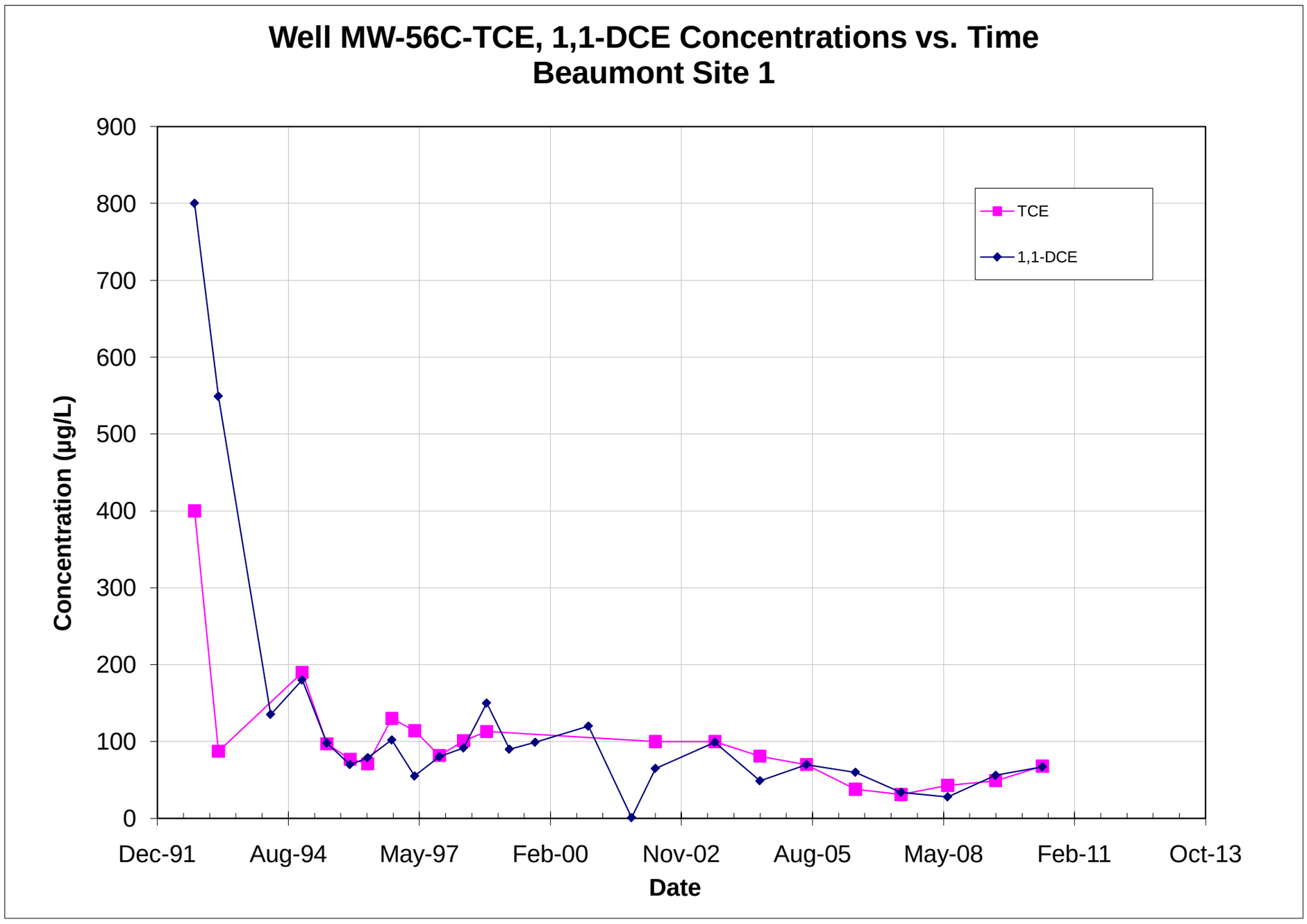

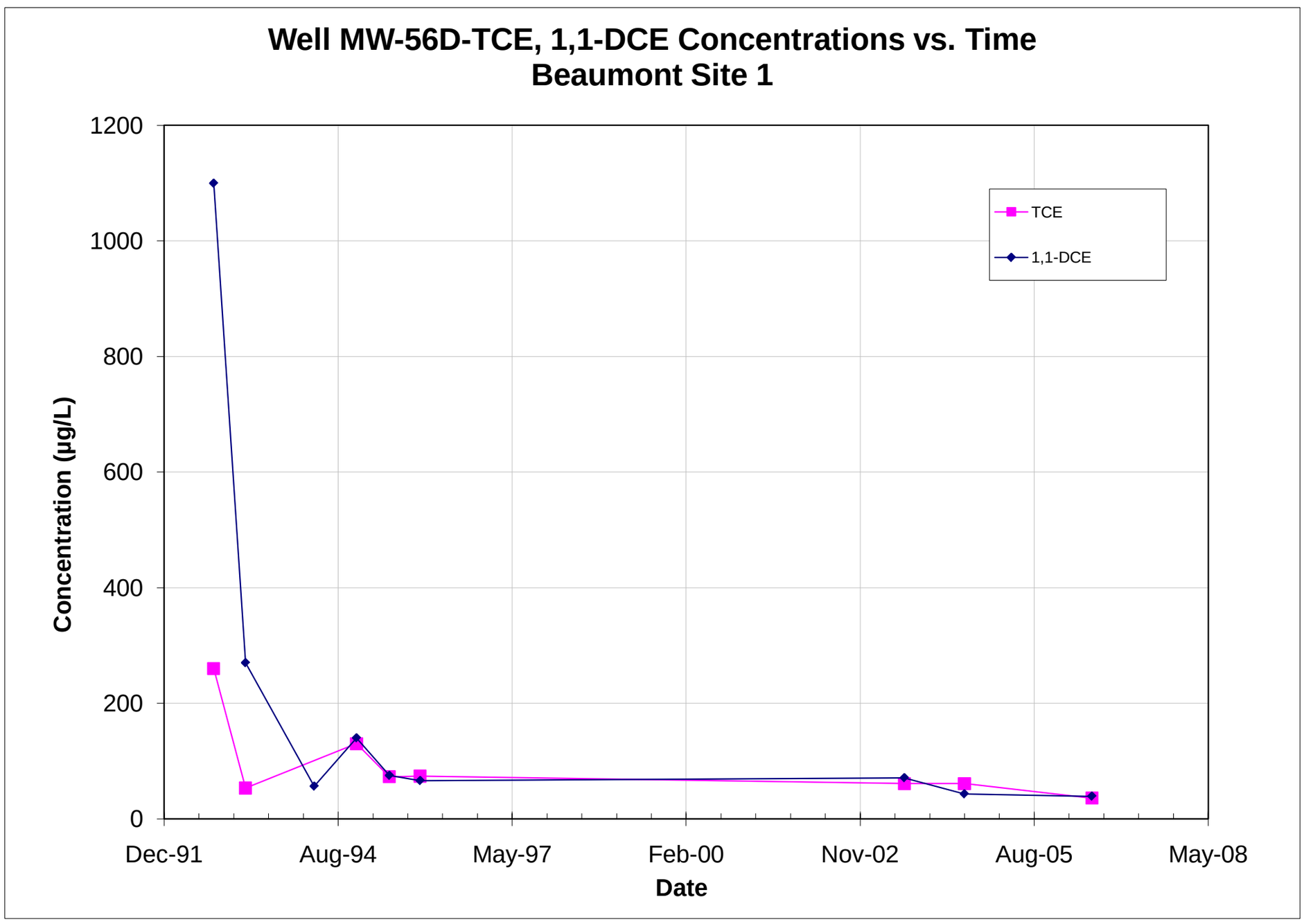

Note: All non-detections are set to zero for graphing purposes.

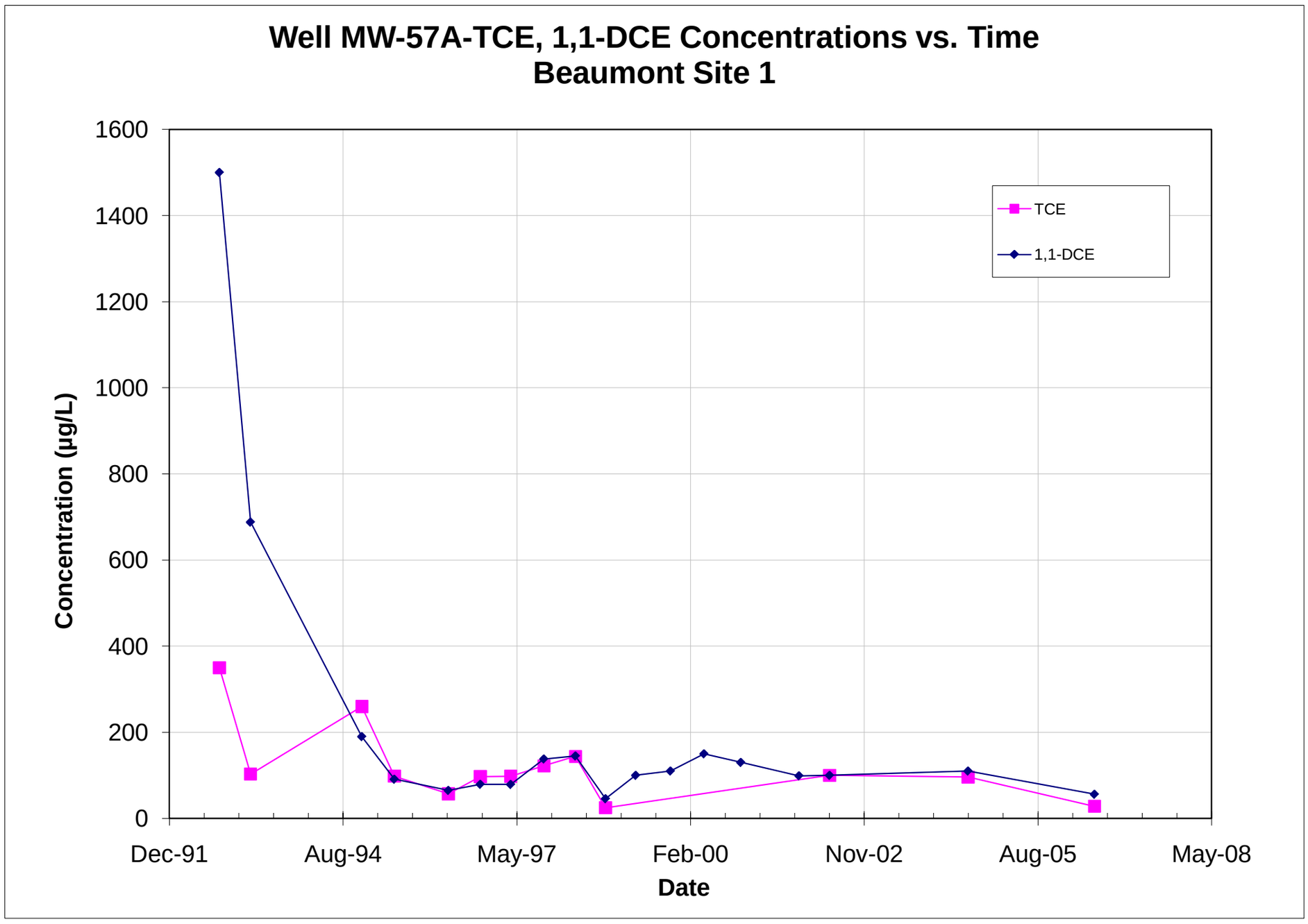

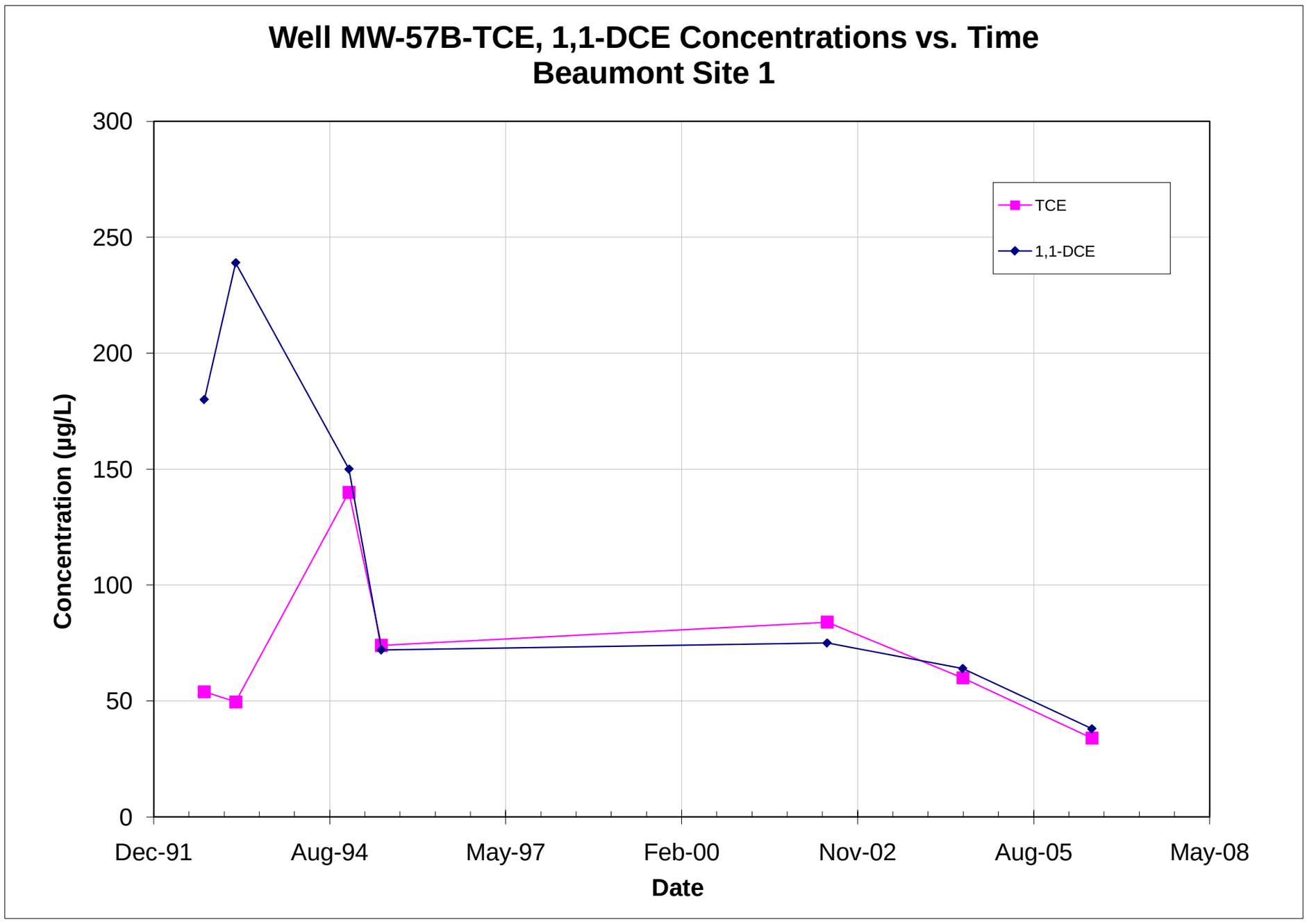

Note: All non-detections are set to zero for graphing purposes.

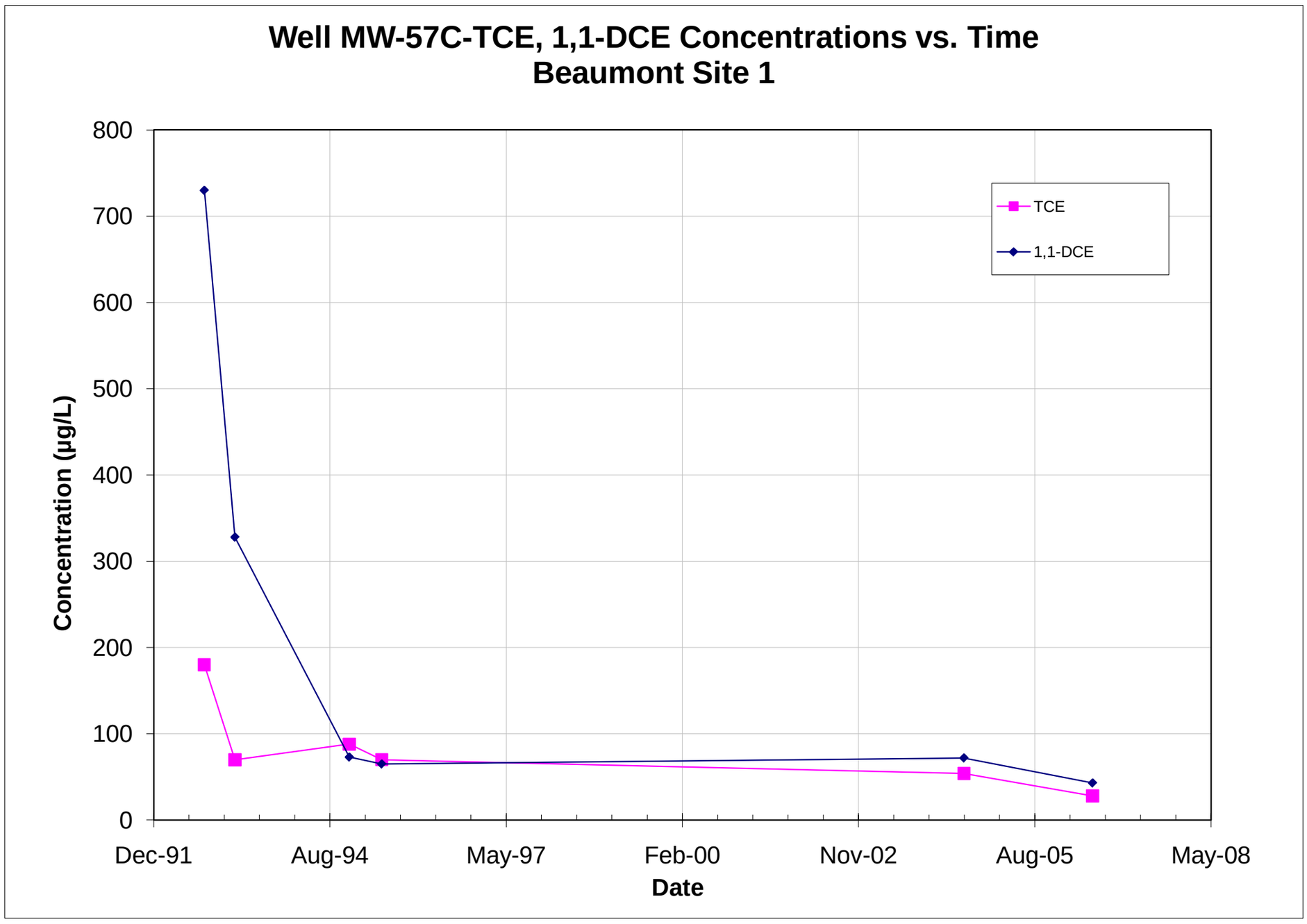

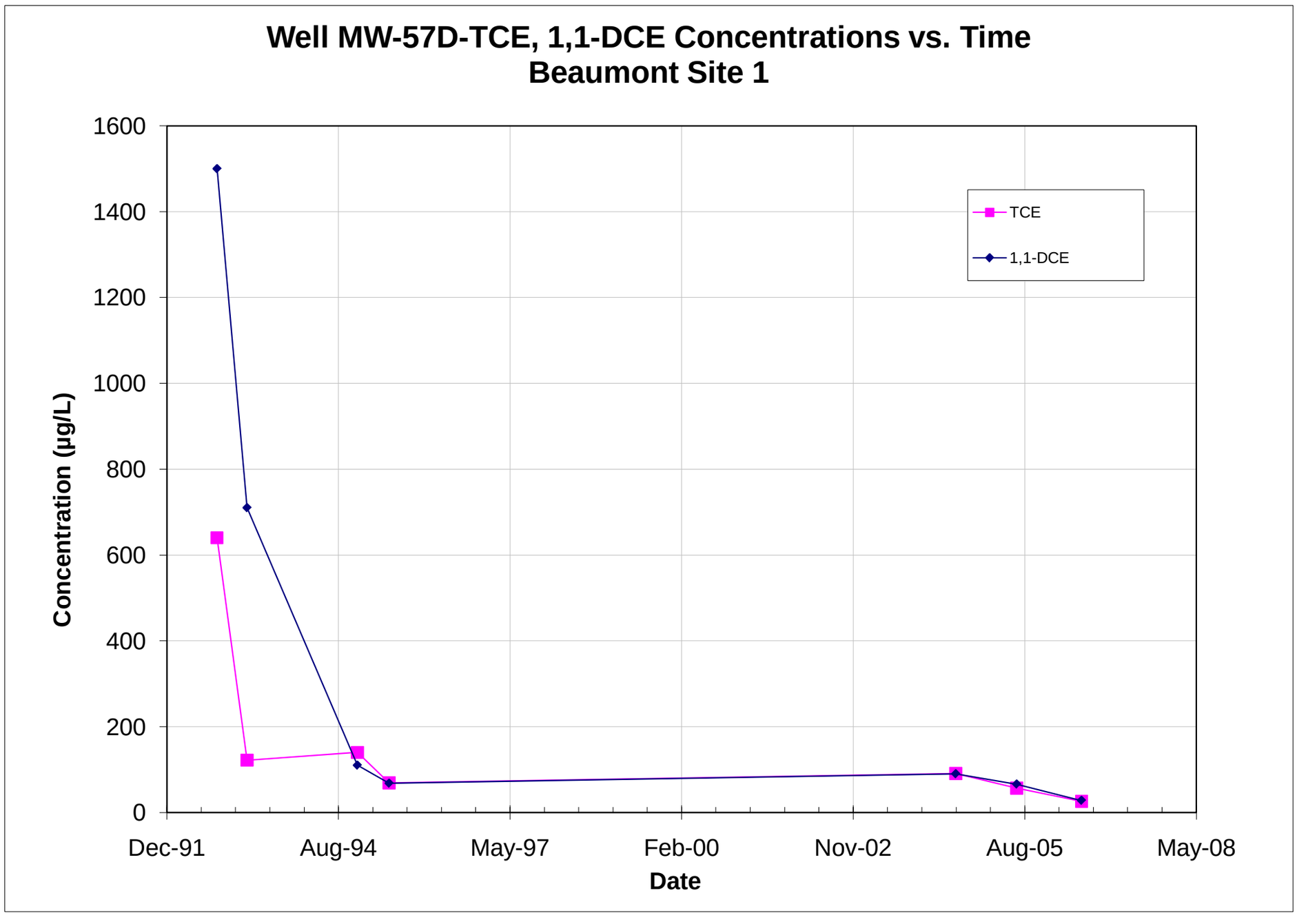

Note: All non-detections are set to zero for graphing purposes.

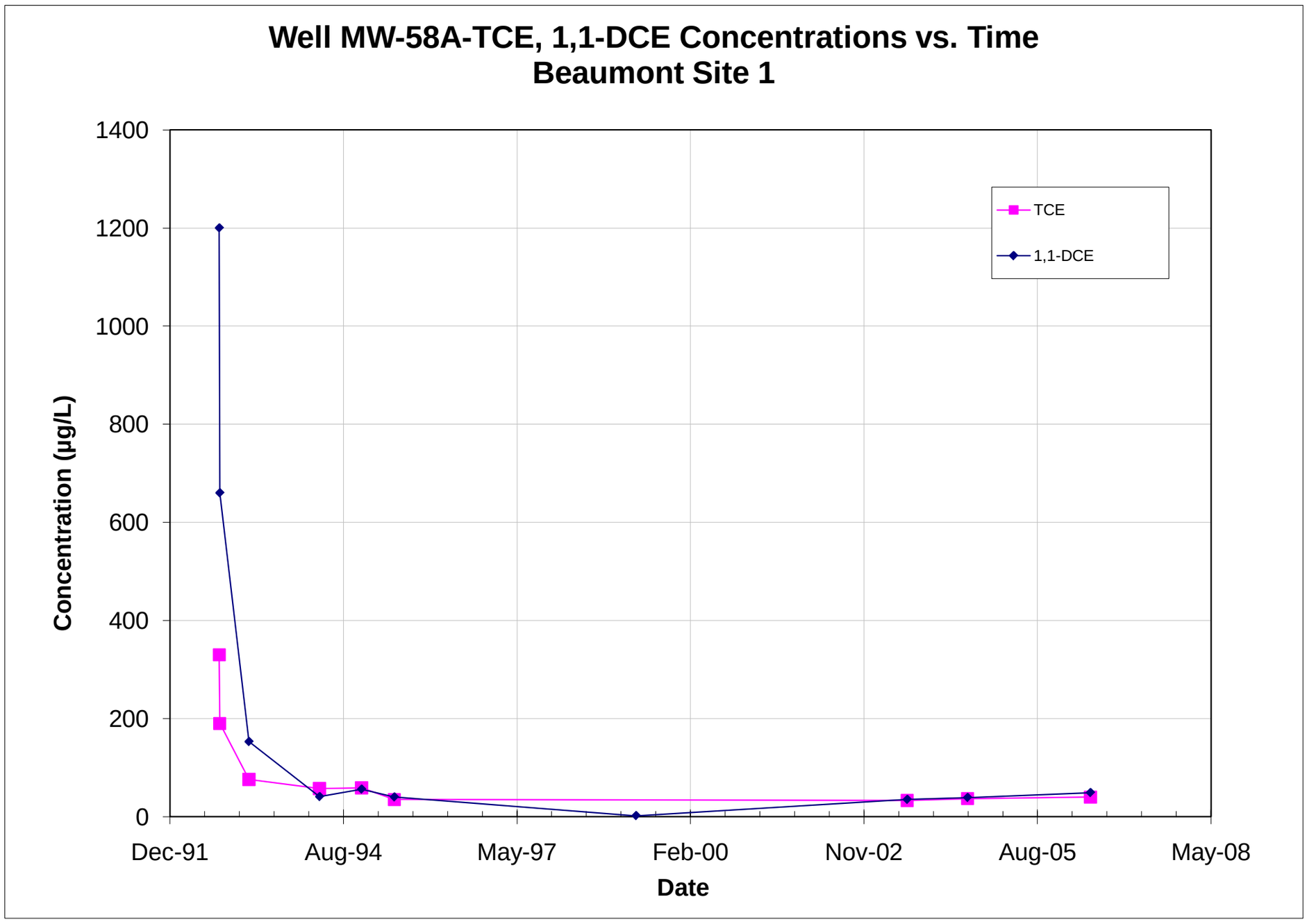

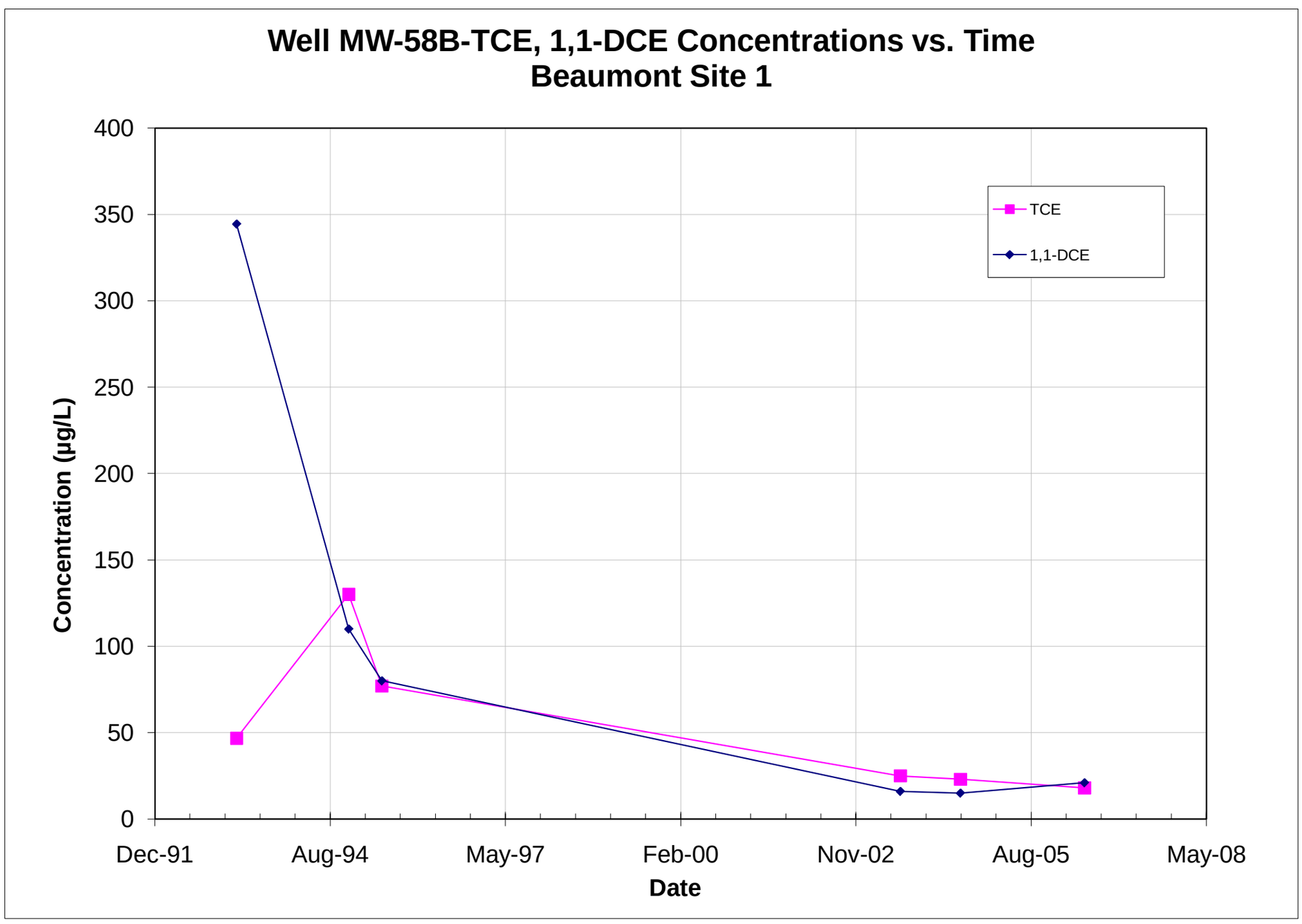

Note: All non-detections are set to zero for graphing purposes.

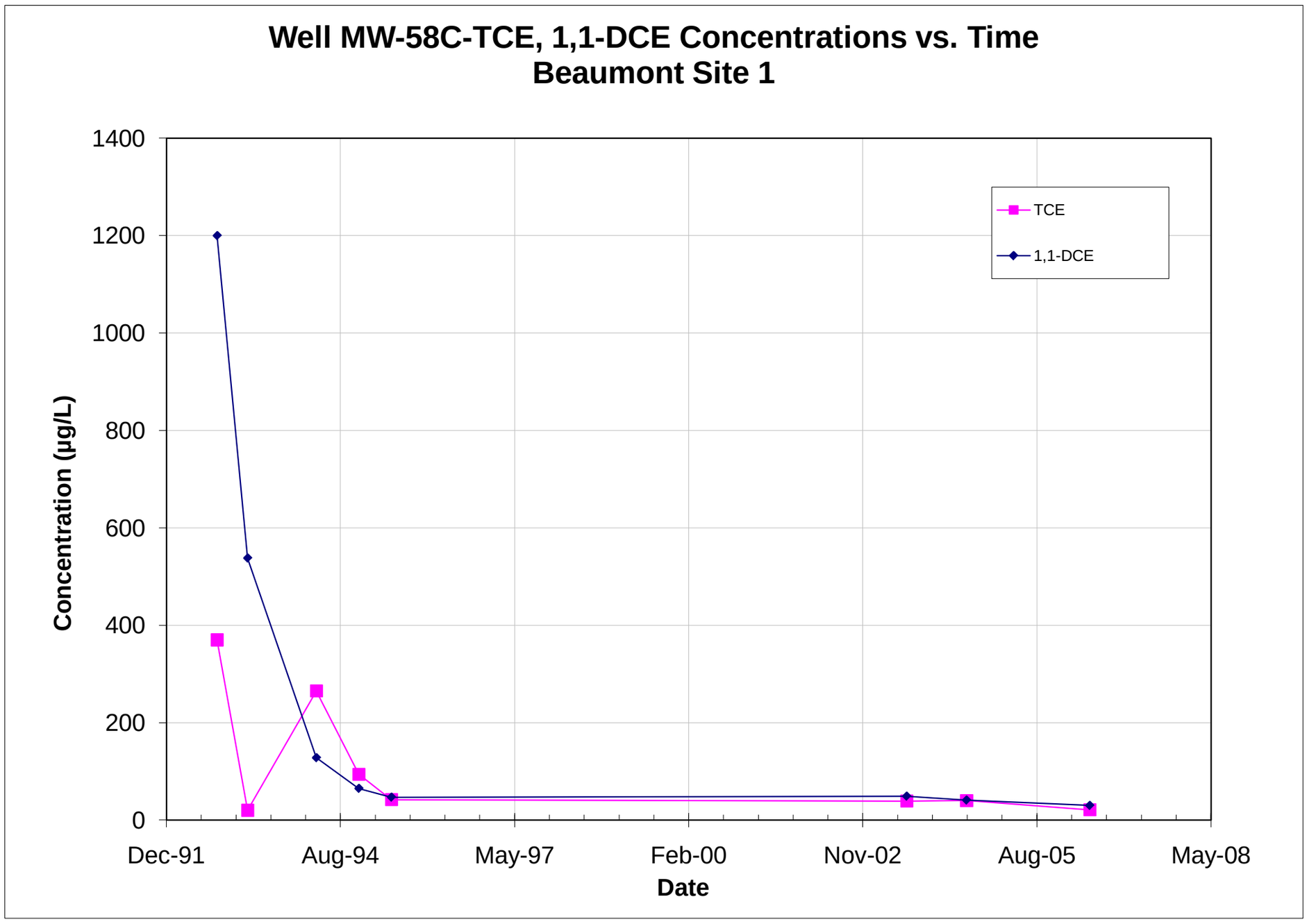

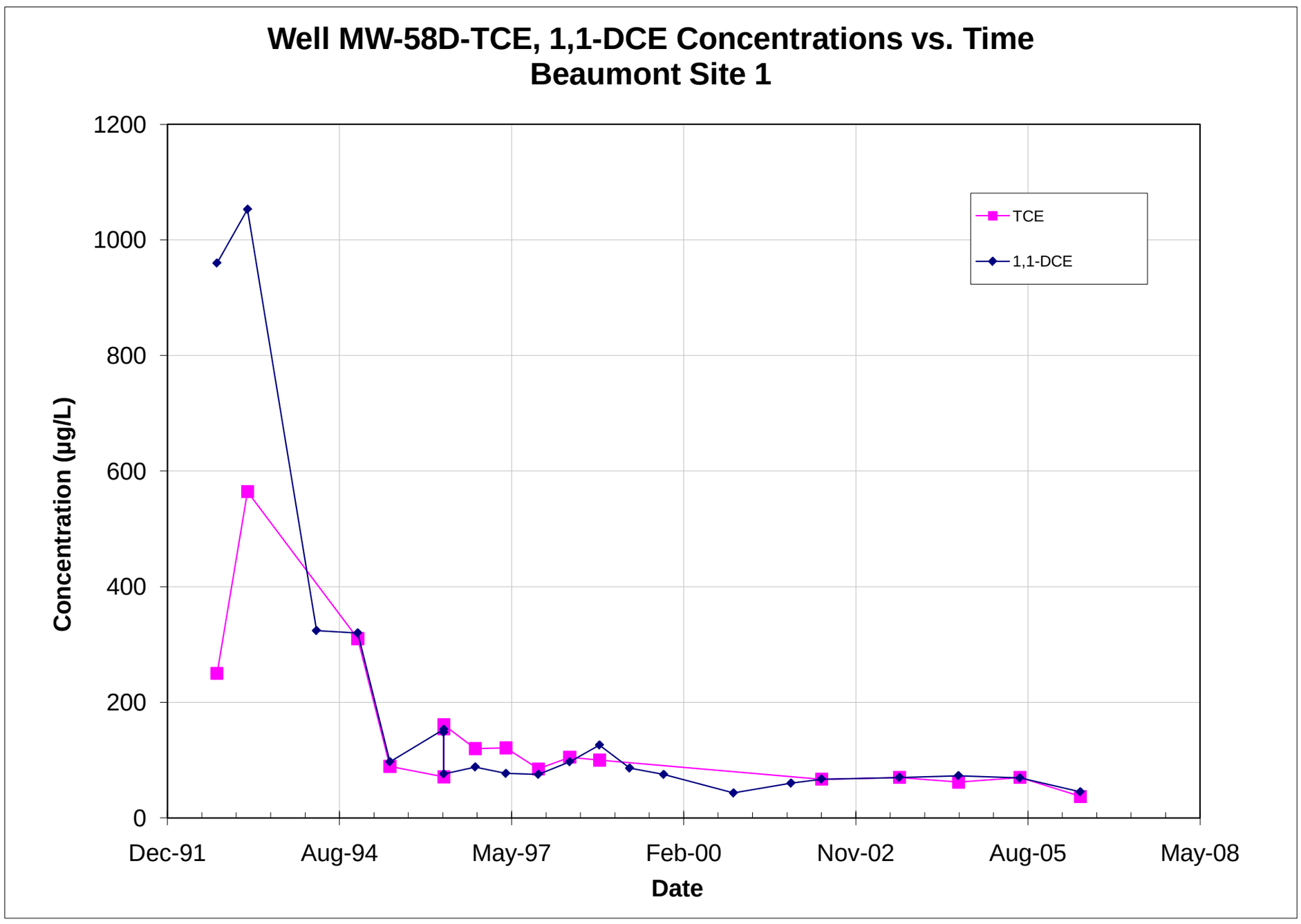

Note: All non-detections are set to zero for graphing purposes.

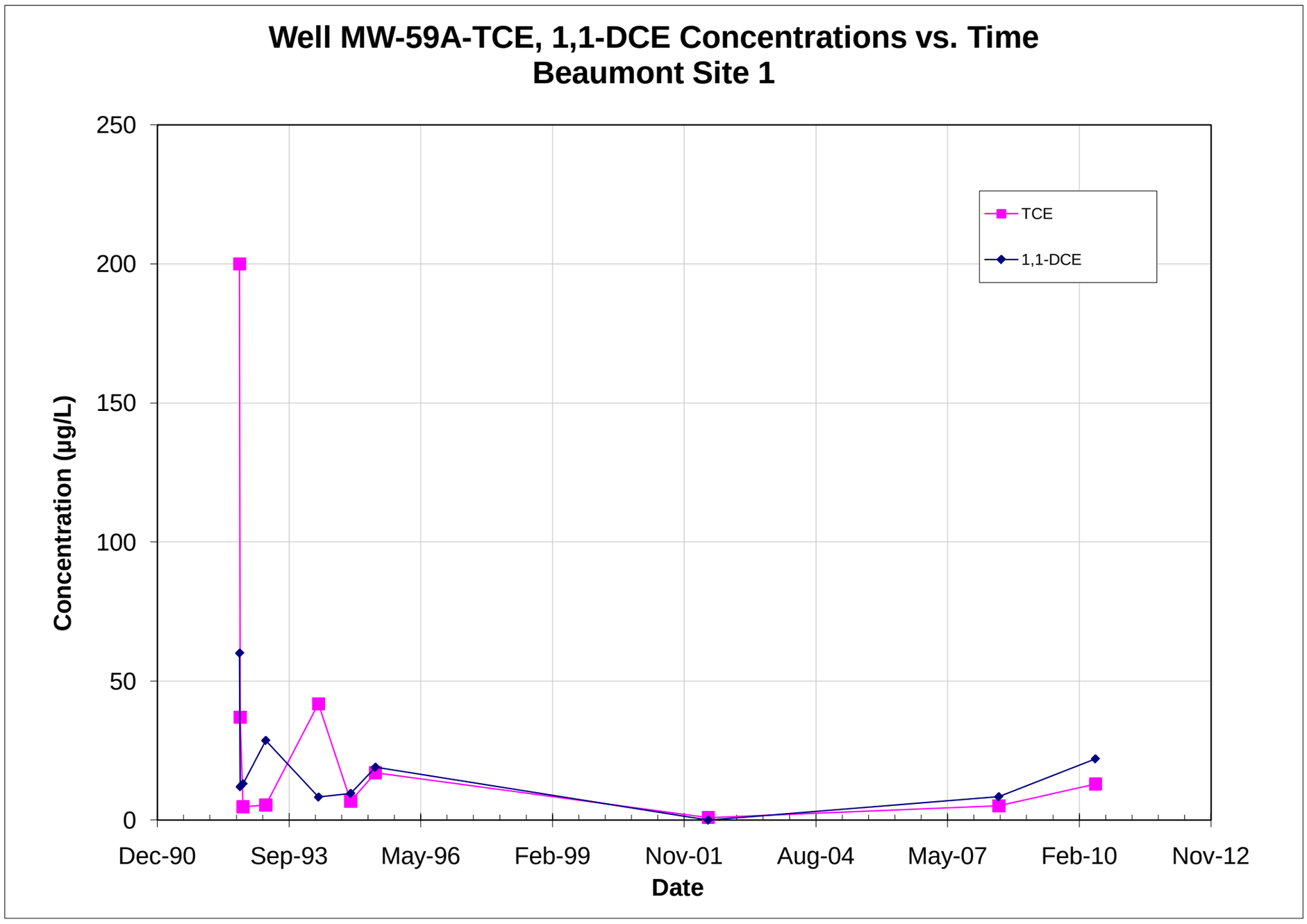

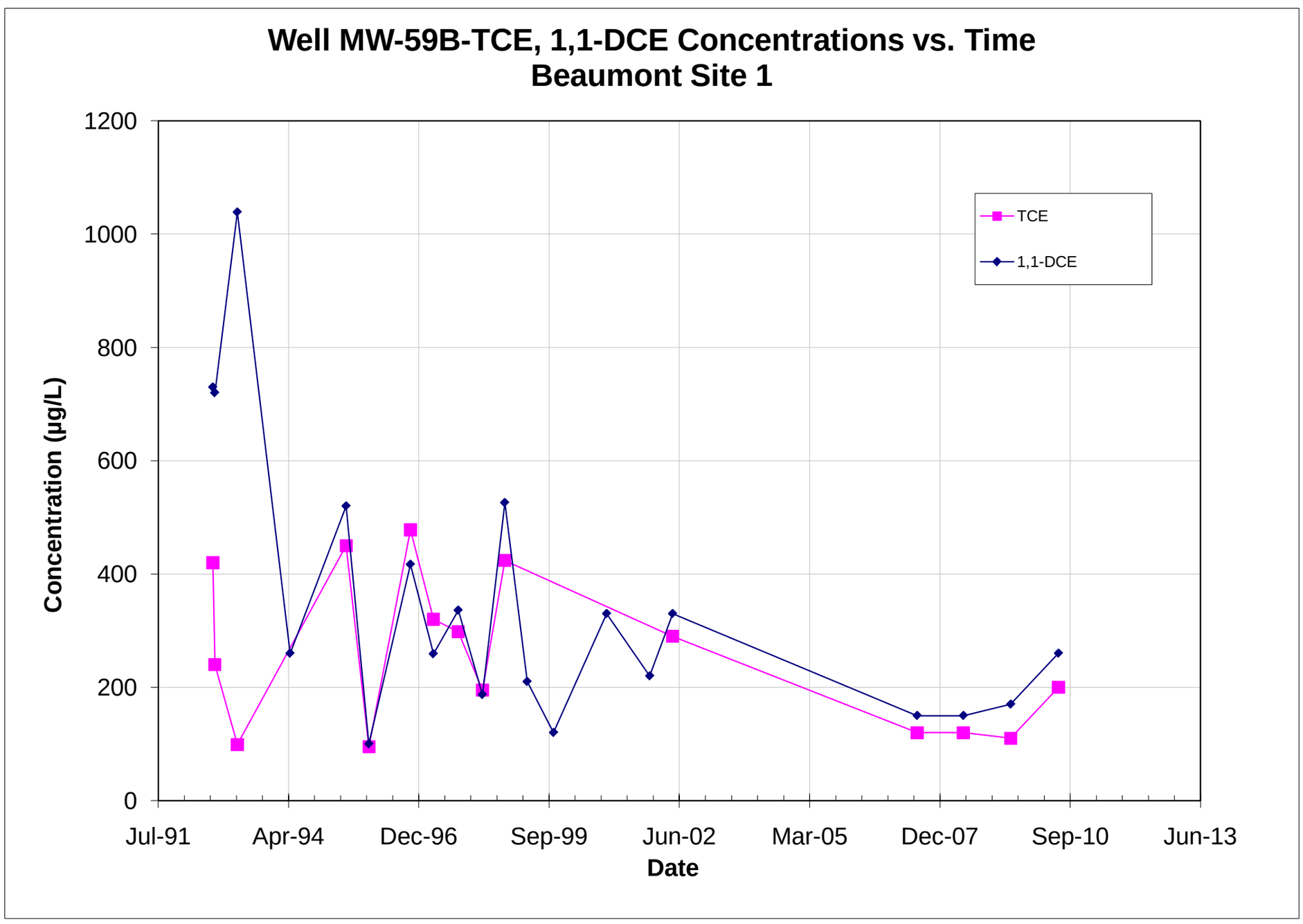

Note: All non-detections are set to zero for graphing purposes.

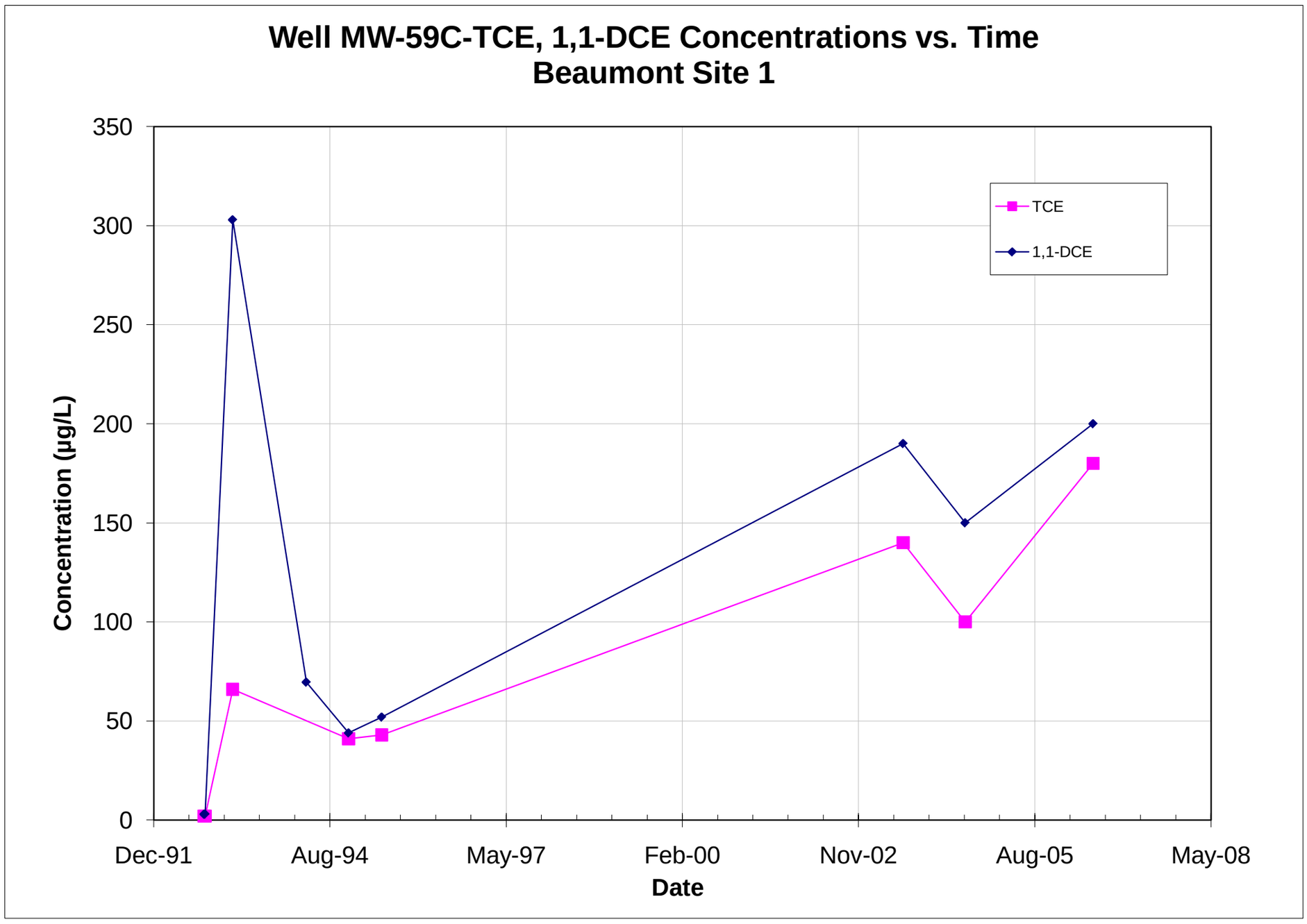

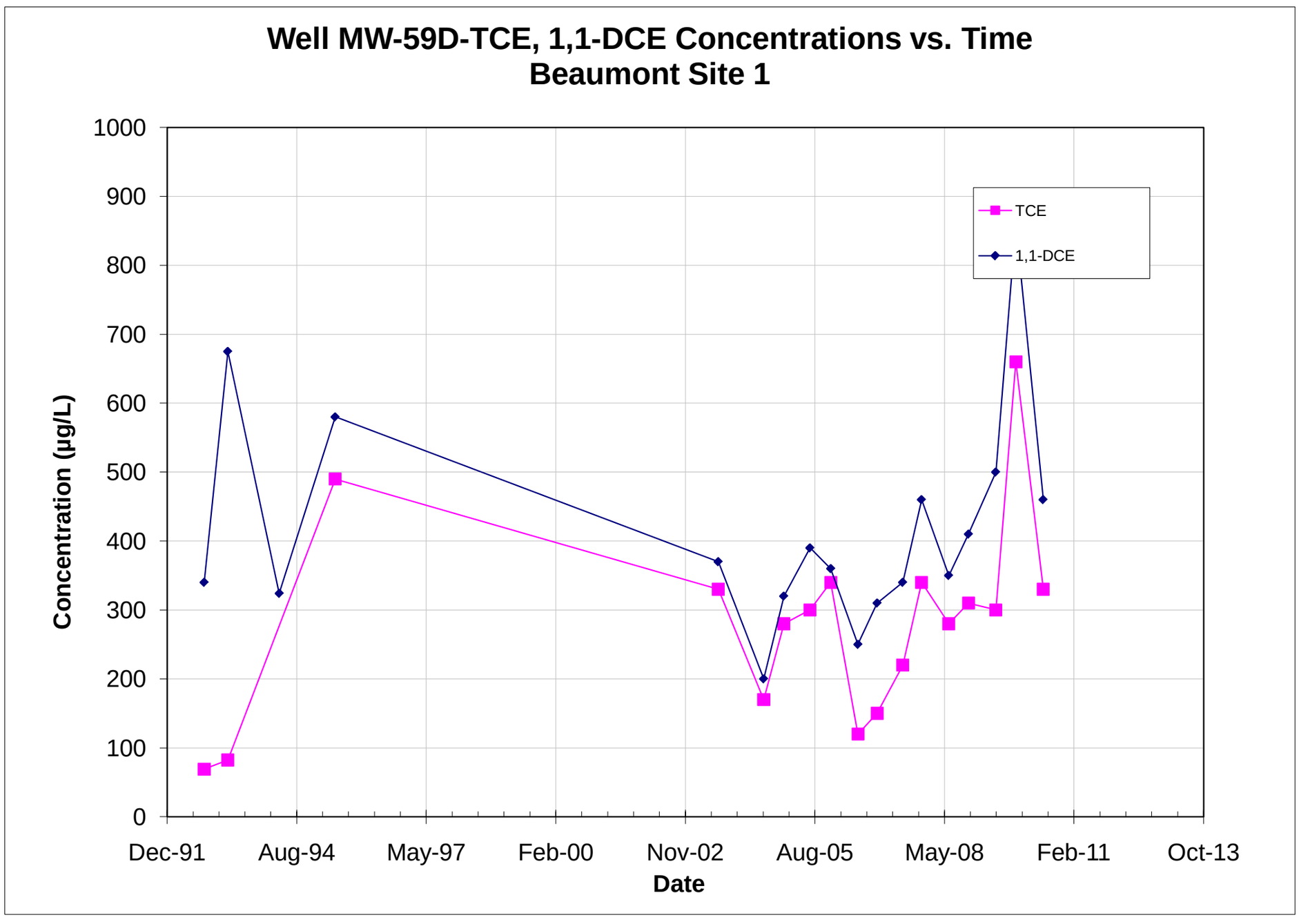

Note: All non-detections are set to zero for graphing purposes.

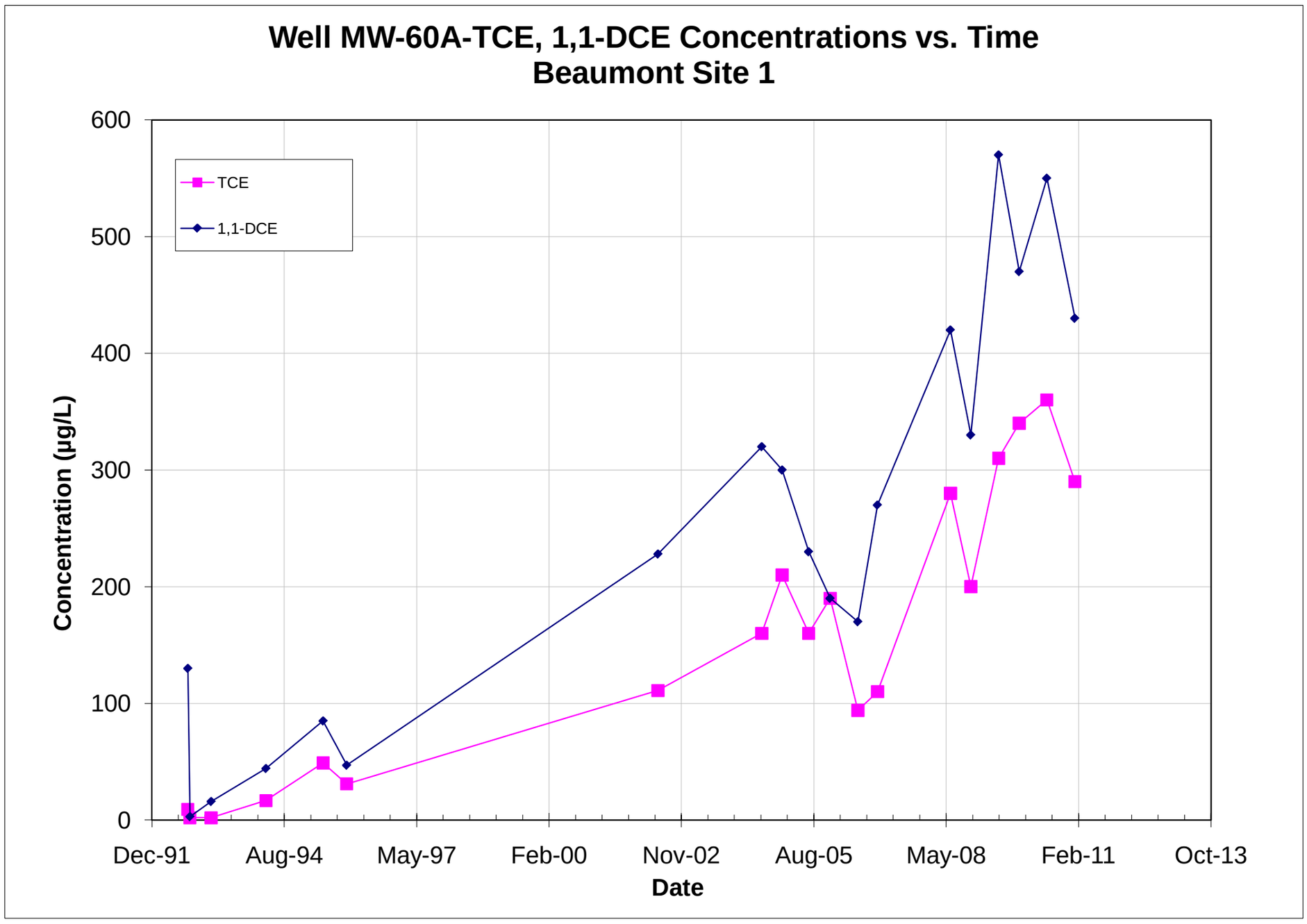

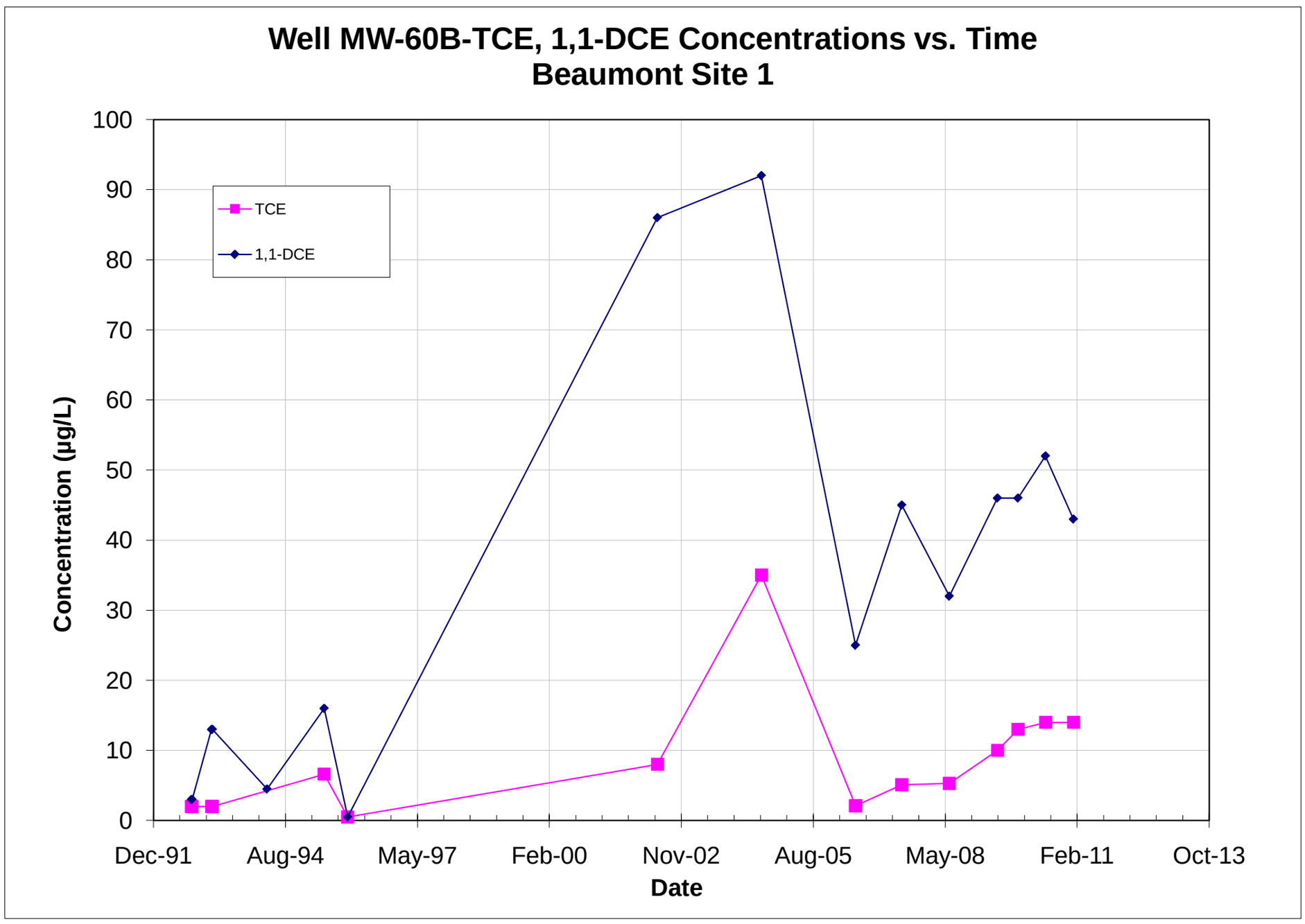

Note: All non-detections are set to zero for graphing purposes.

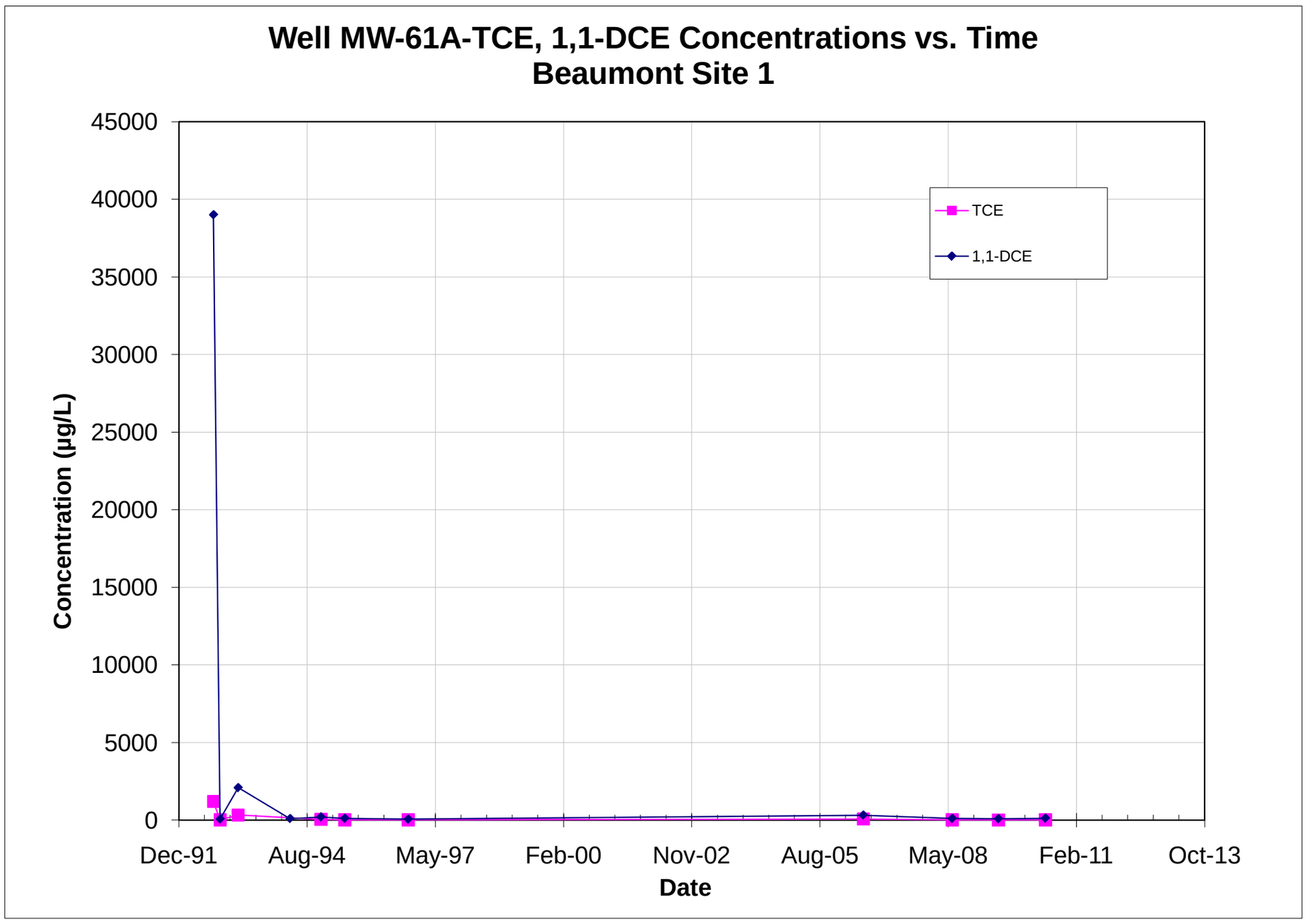

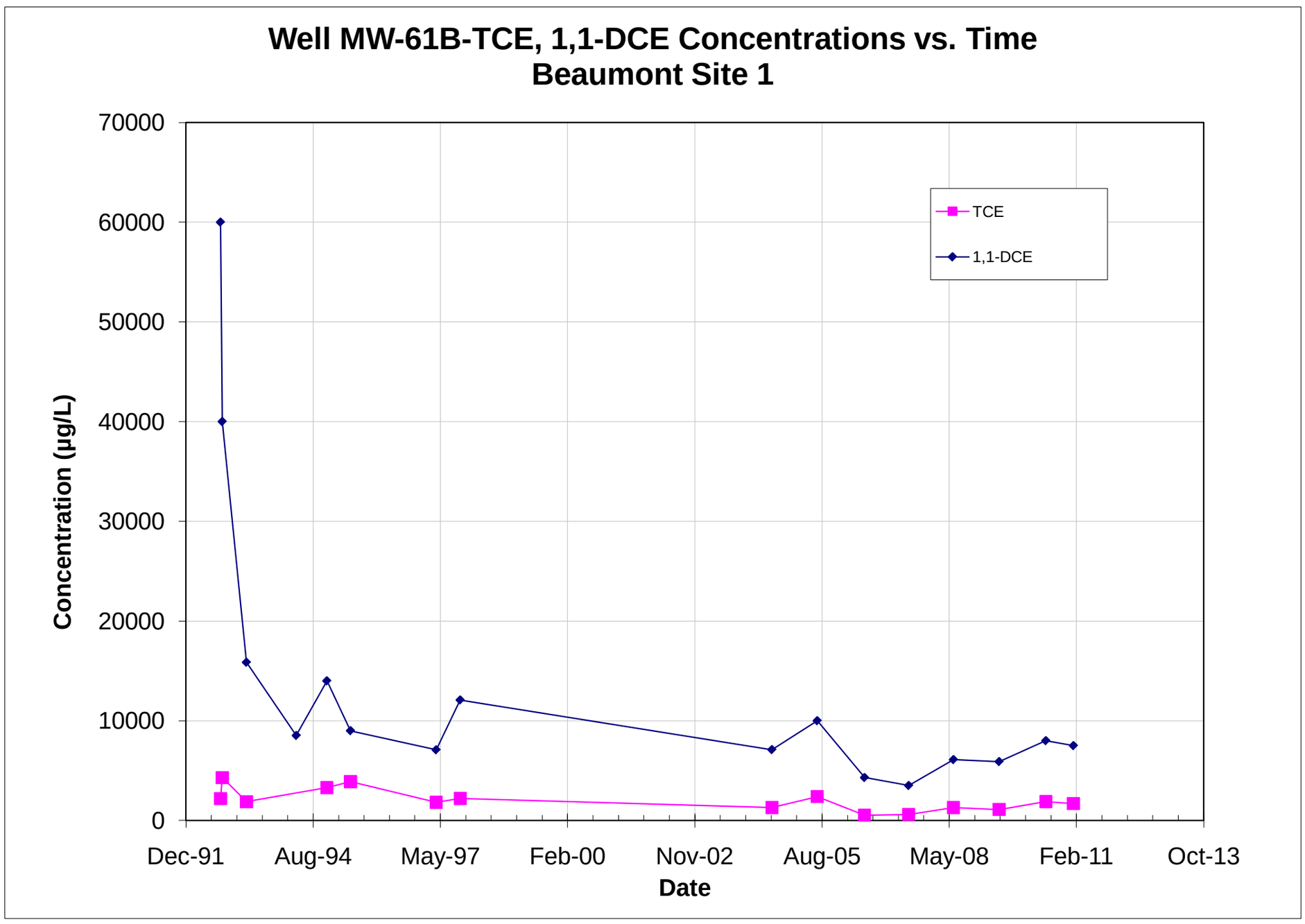

Note: All non-detections are set to zero for graphing purposes.

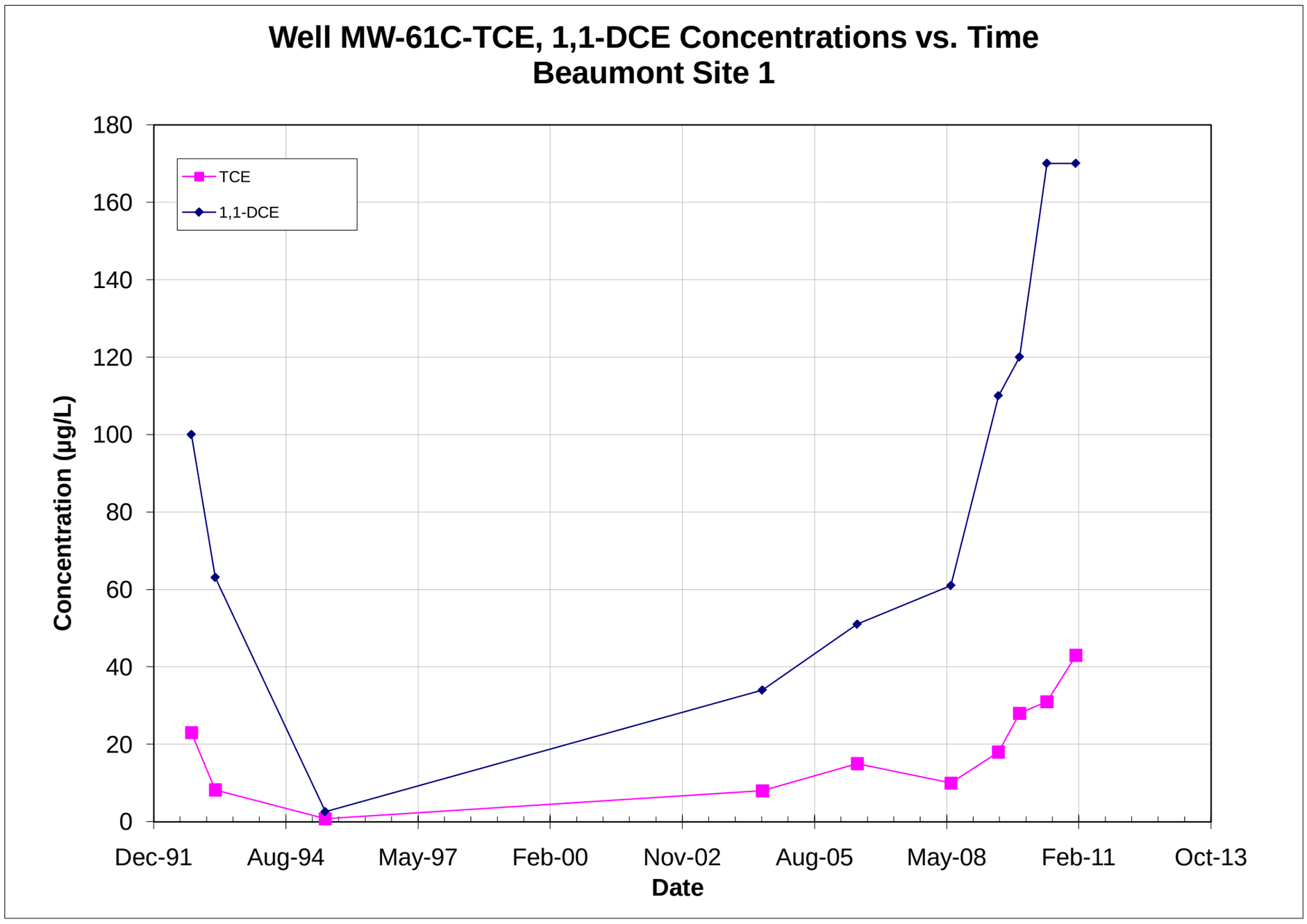

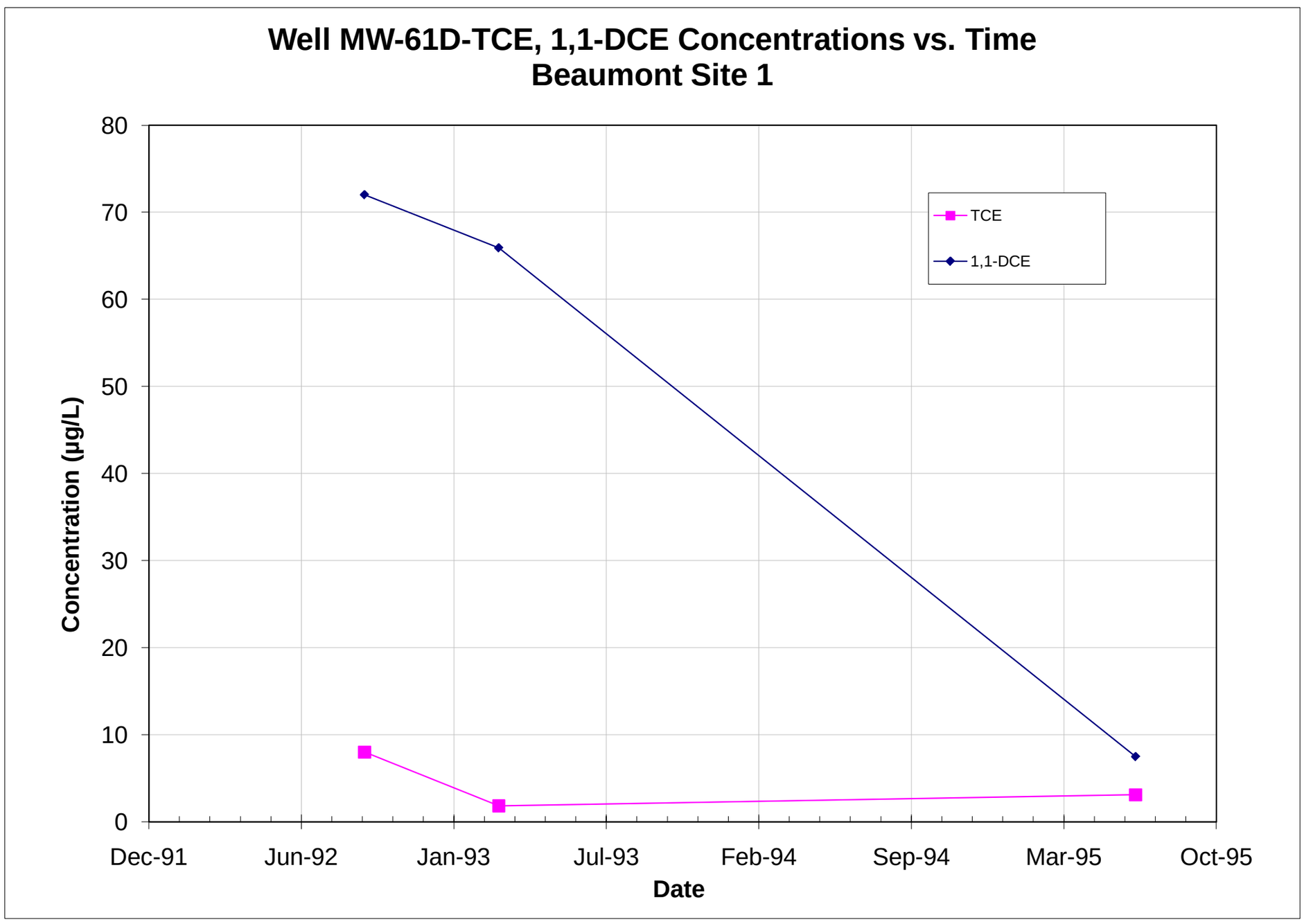

Note: All non-detections are set to zero for graphing purposes.

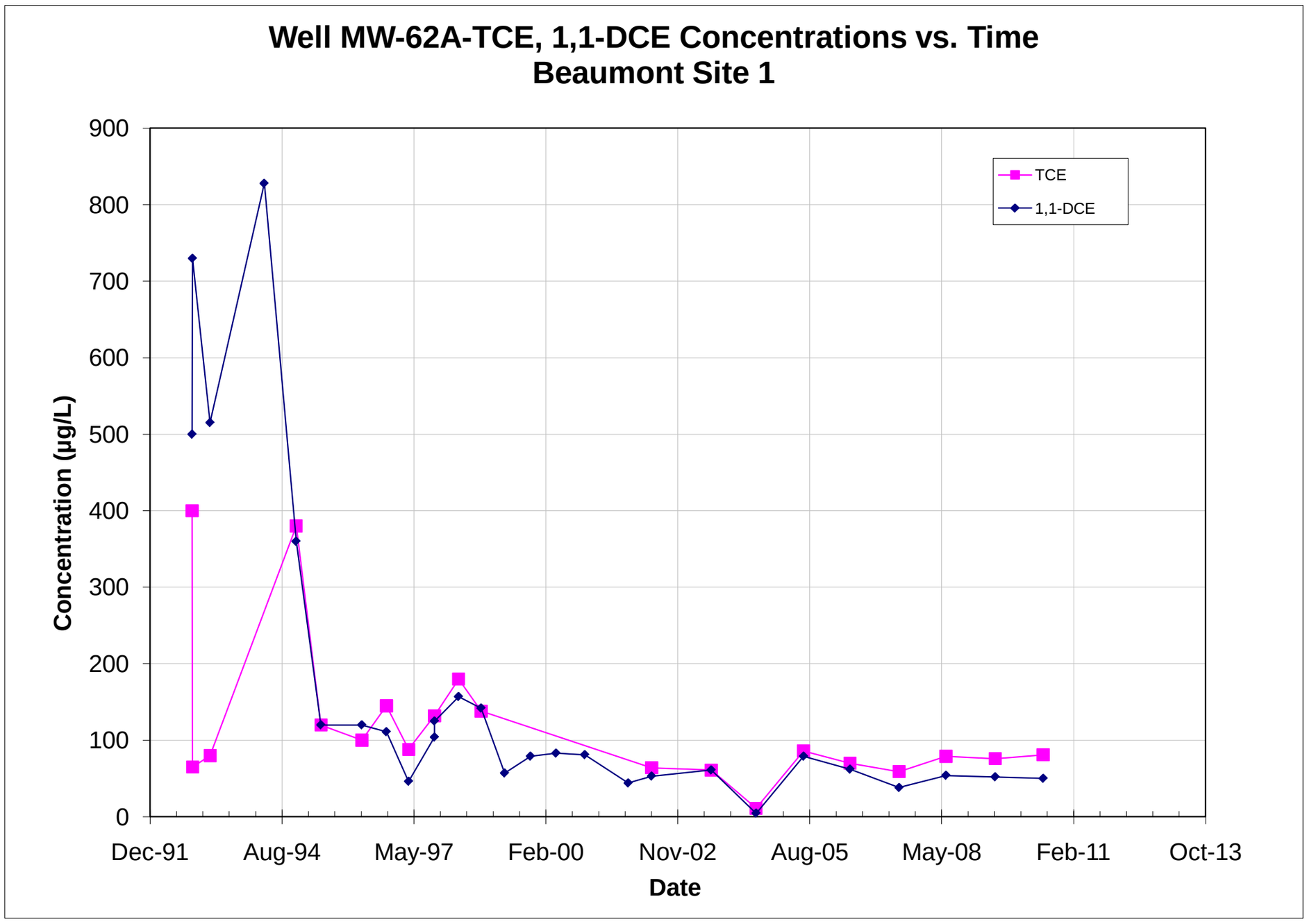

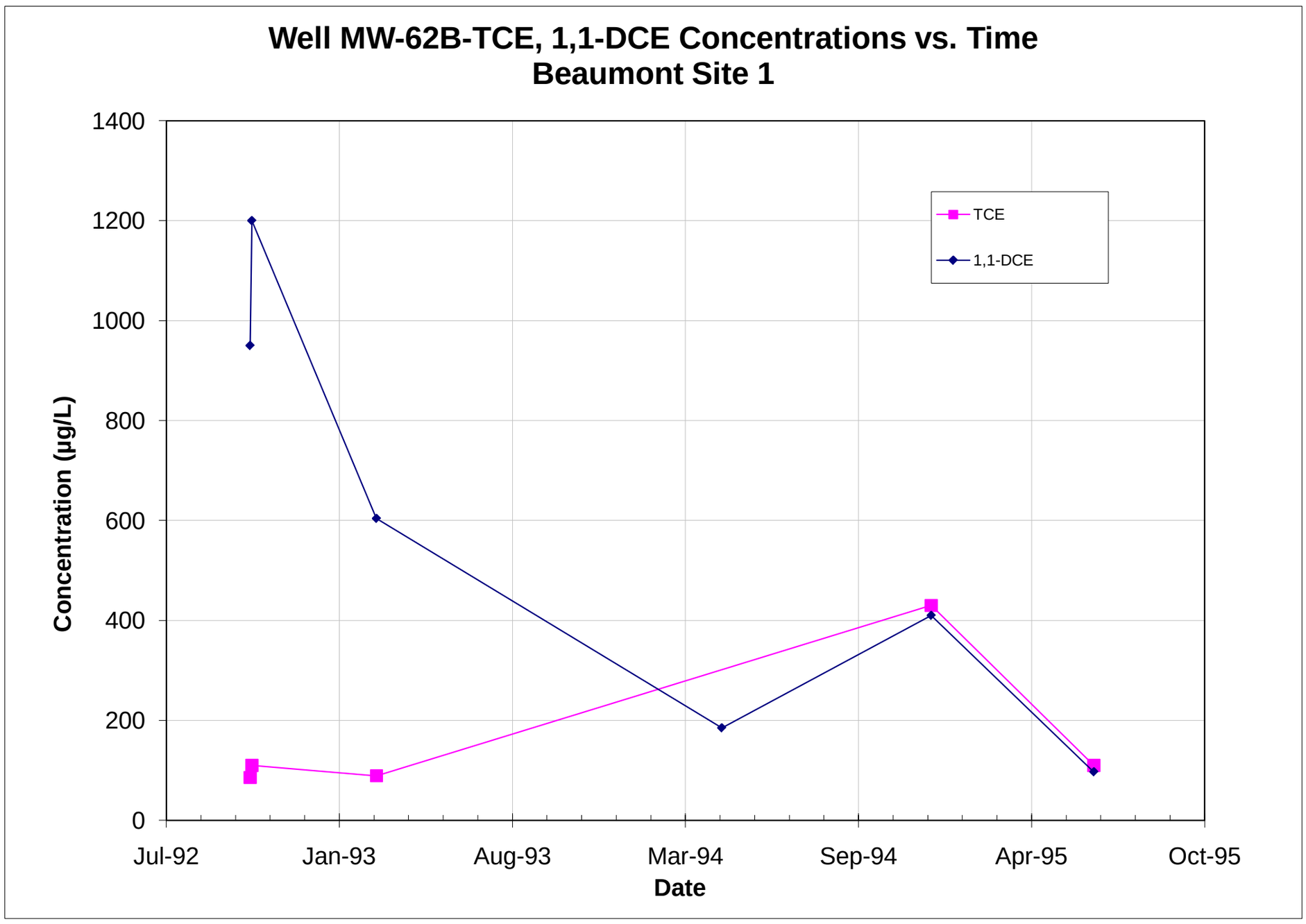

Note: All non-detections are set to zero for graphing purposes.

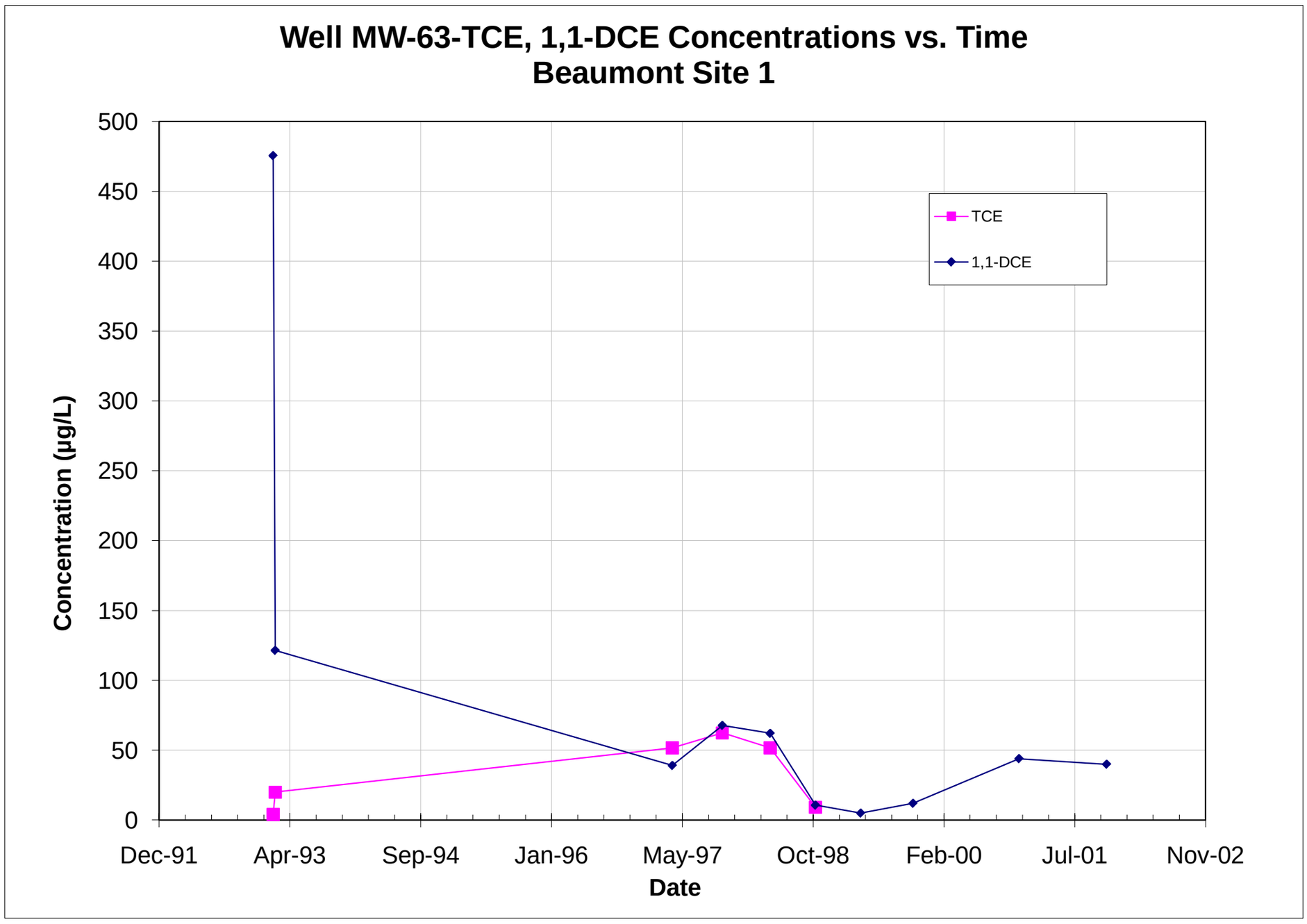

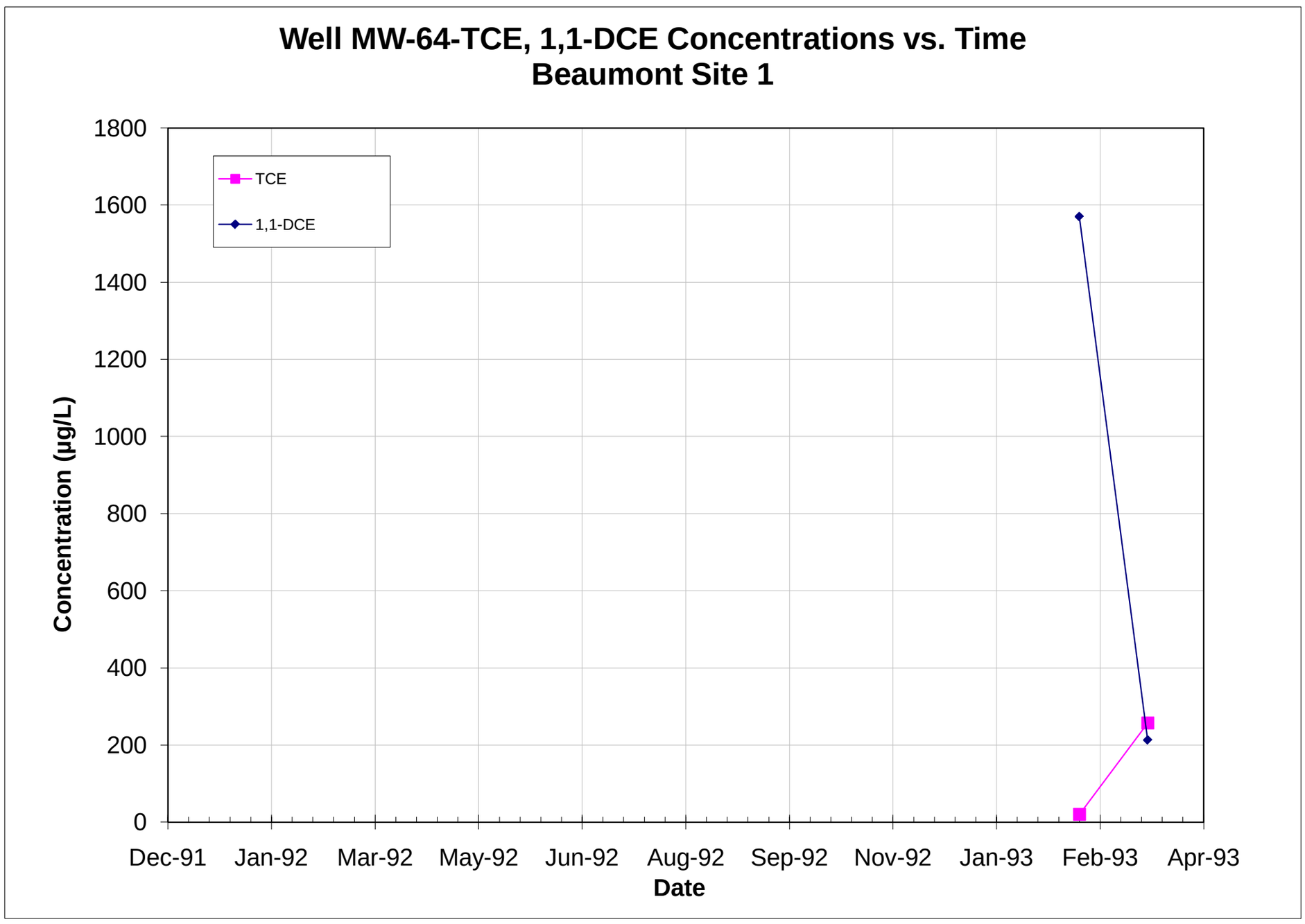

Note: All non-detections are set to zero for graphing purposes.

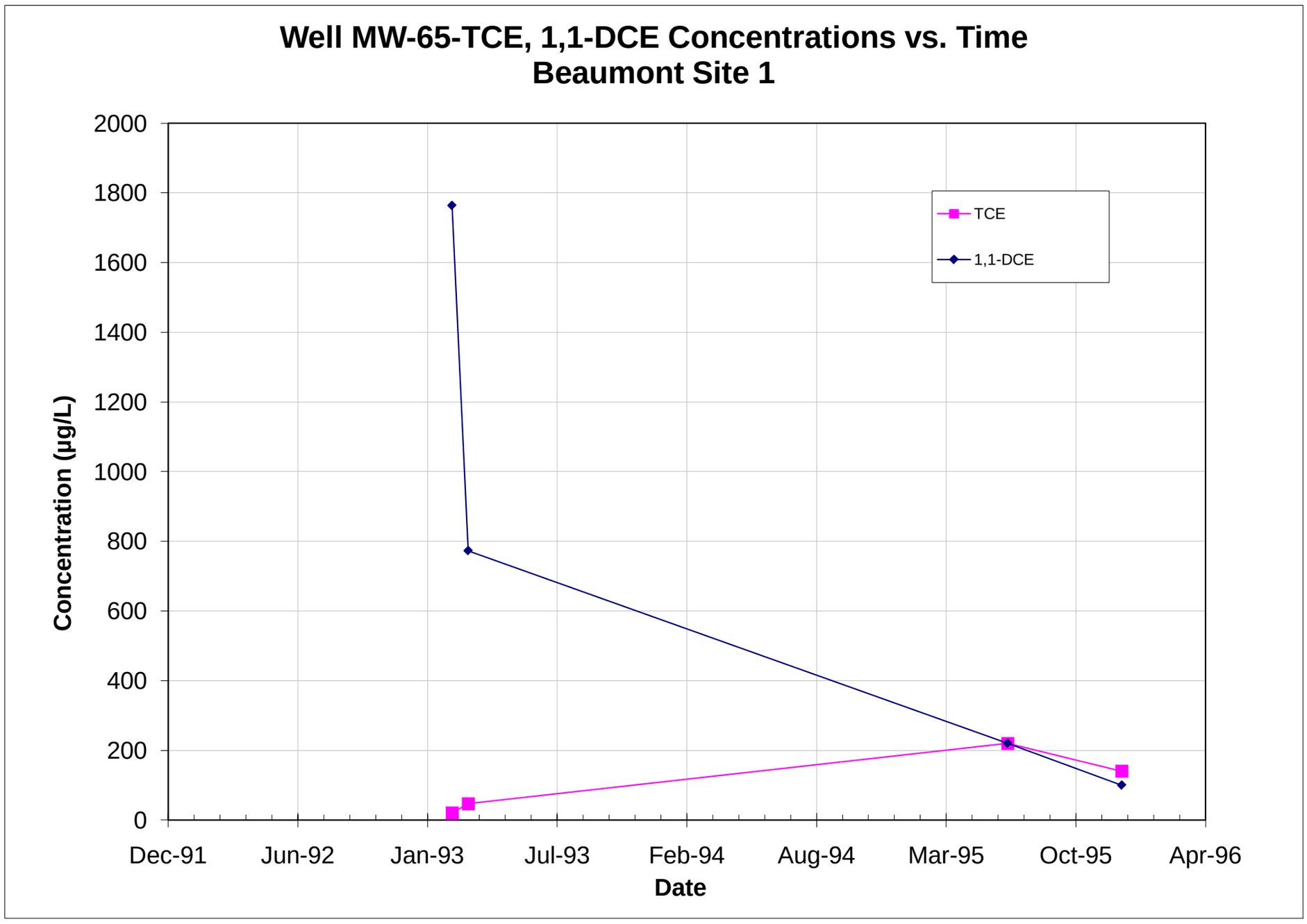

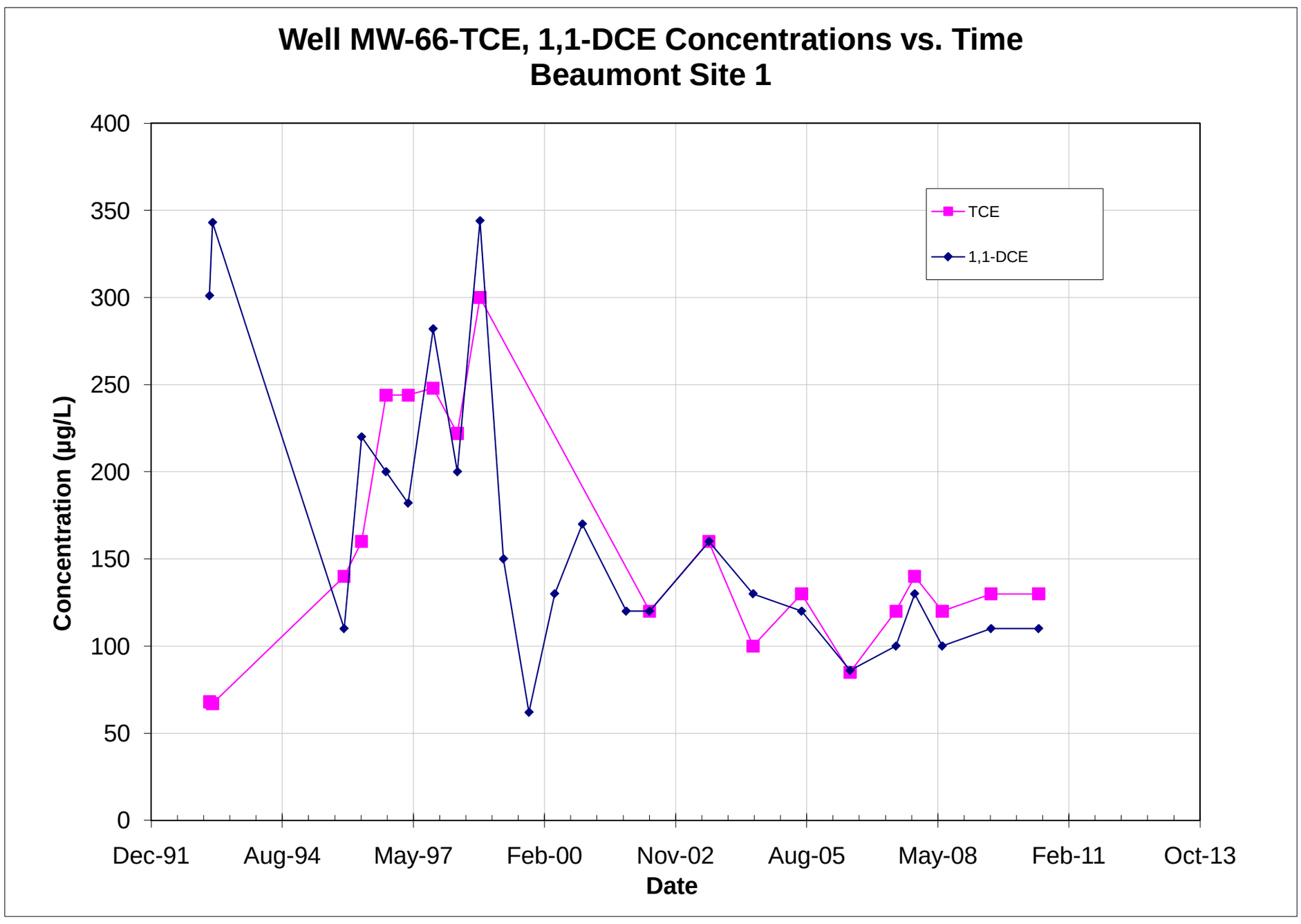

Note: All non-detections are set to zero for graphing purposes.

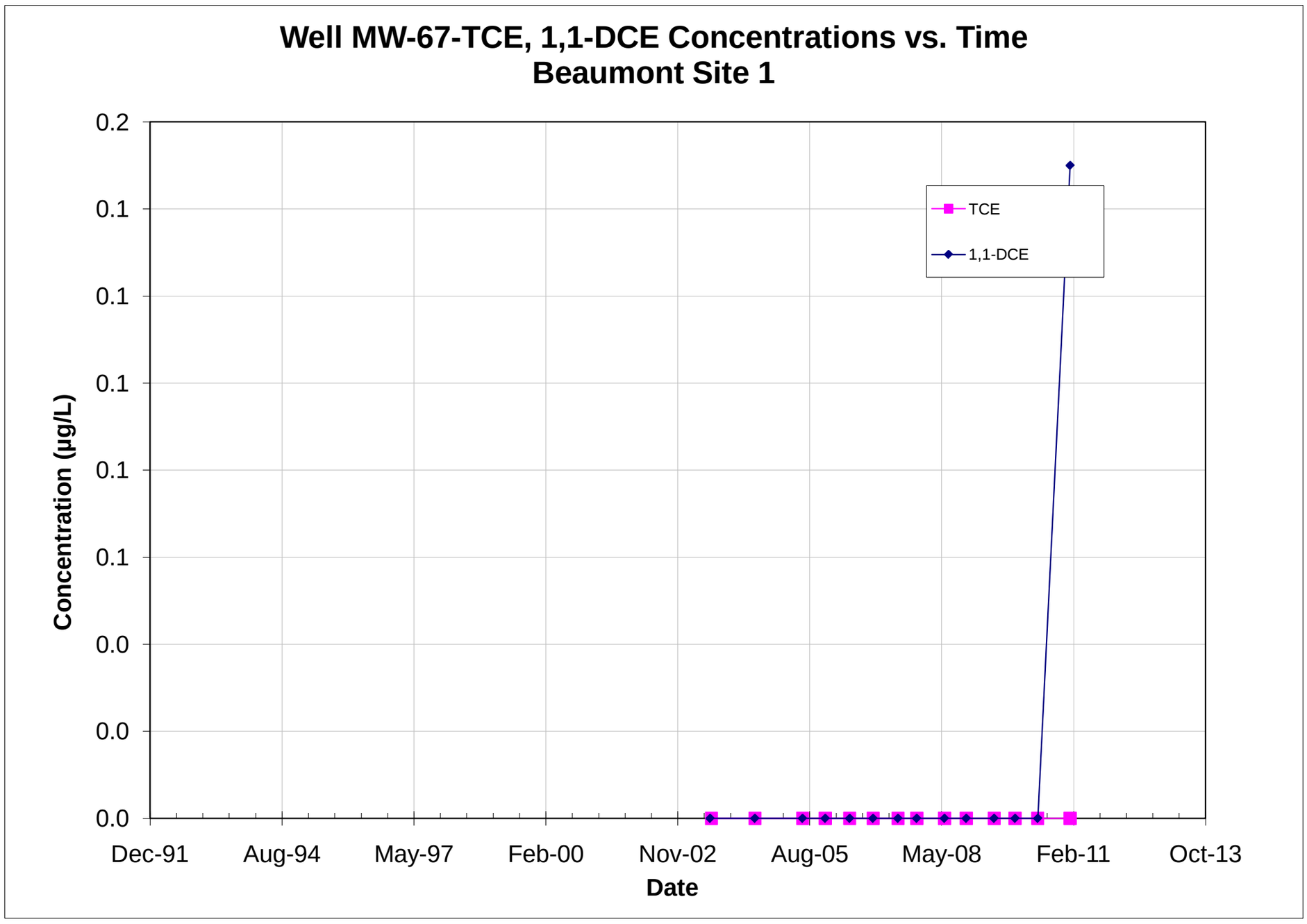

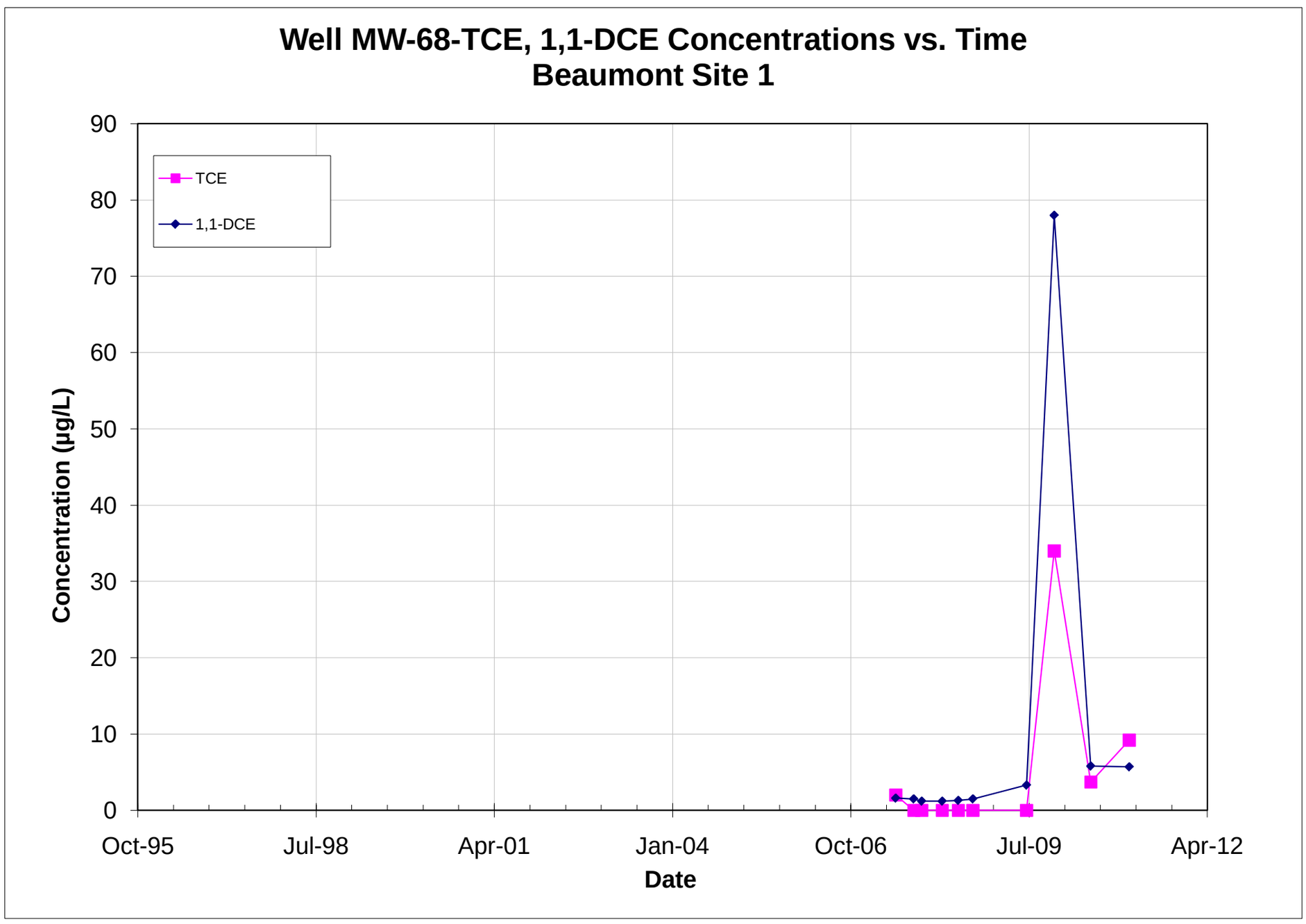

Note: All non-detections are set to zero for graphing purposes.

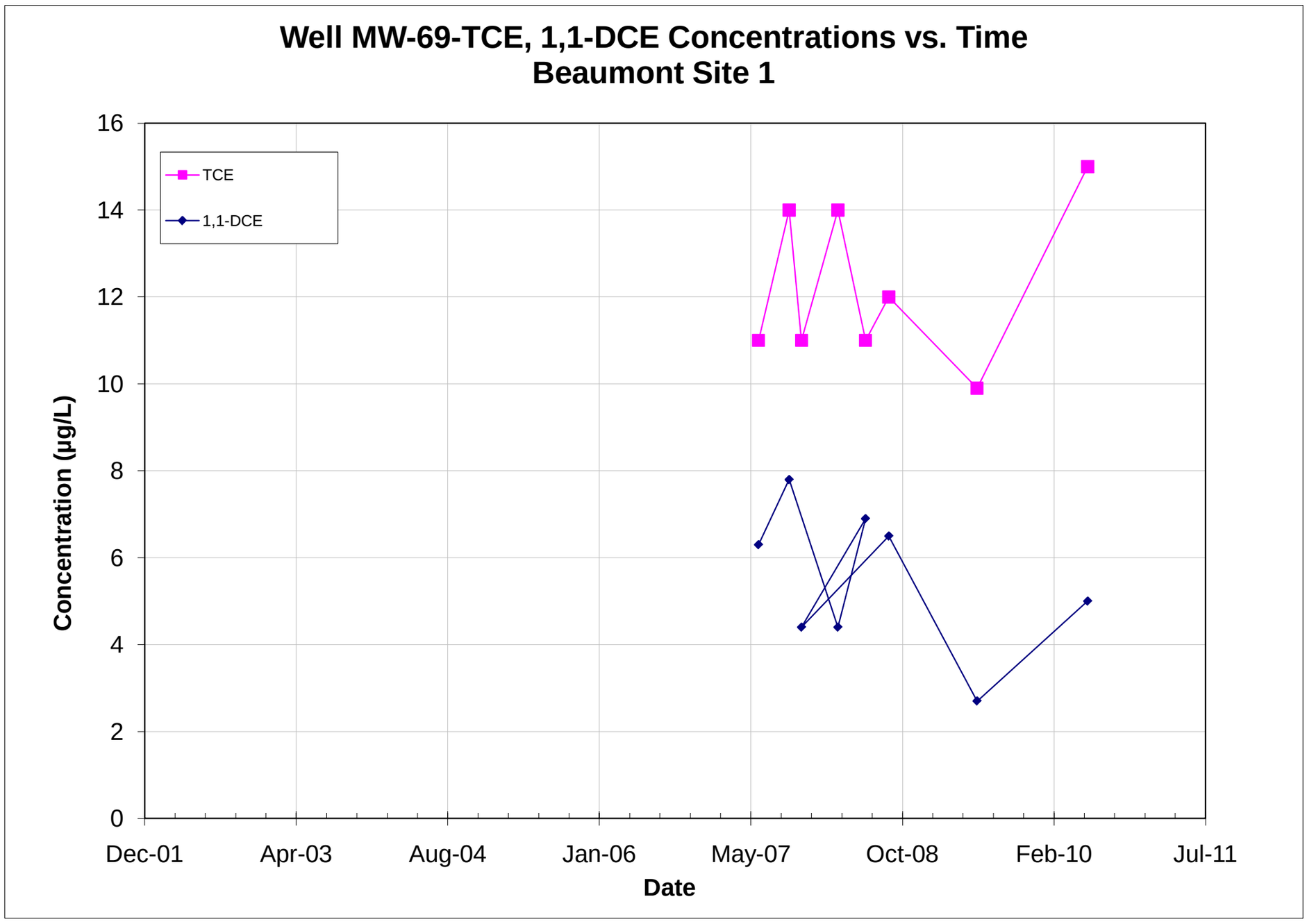

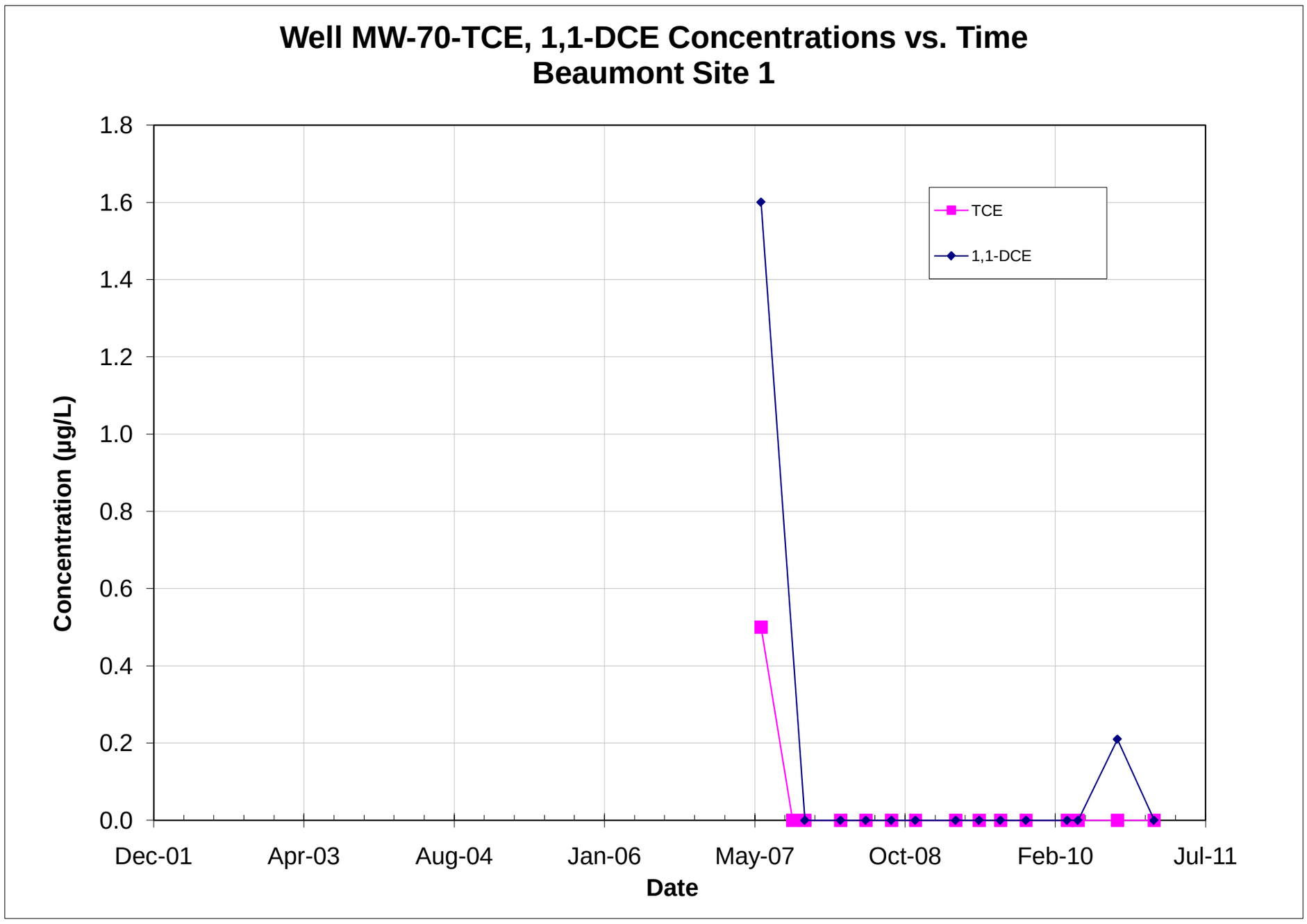

Note: All non-detections are set to zero for graphing purposes.

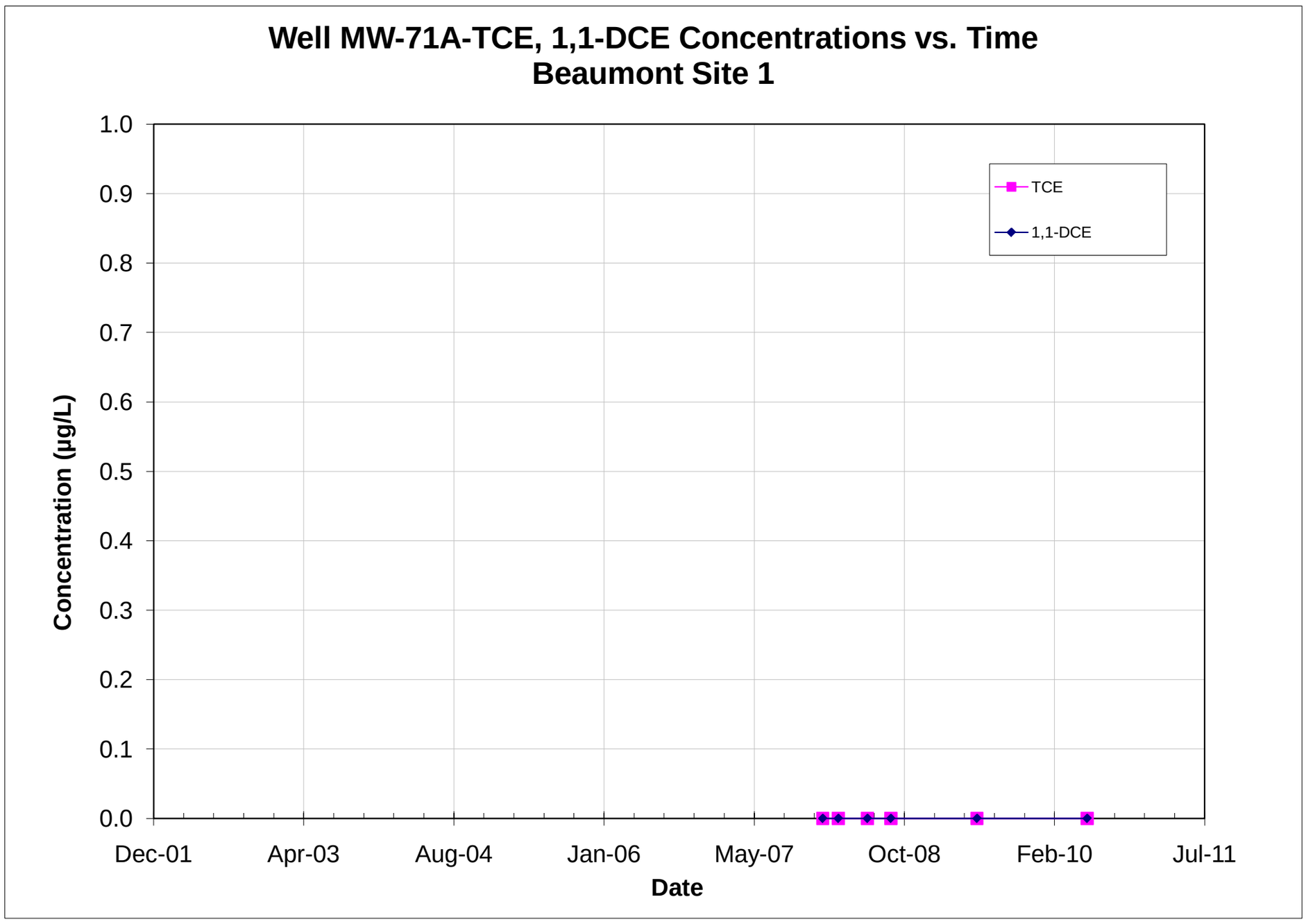

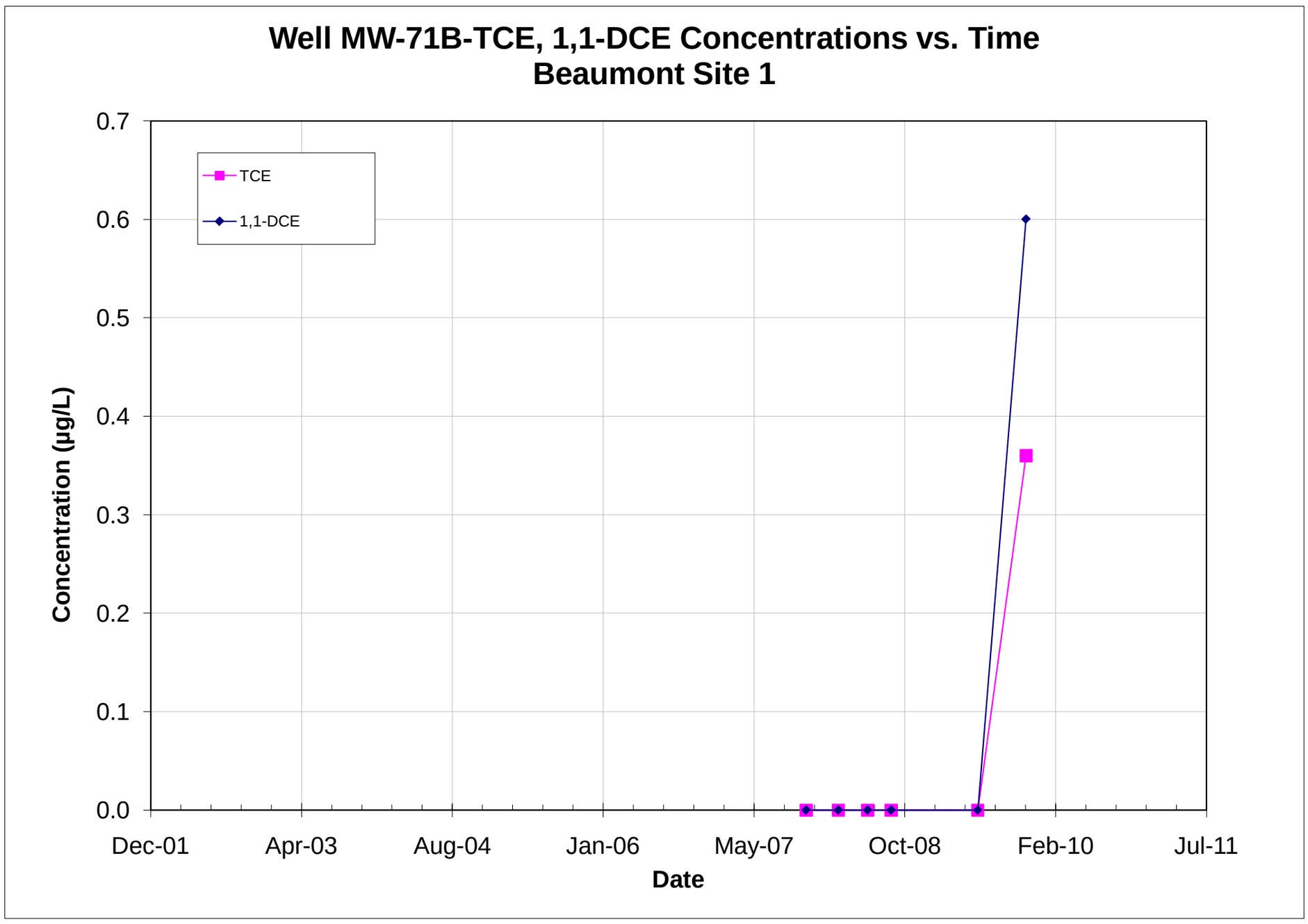

Note: All non-detections are set to zero for graphing purposes.

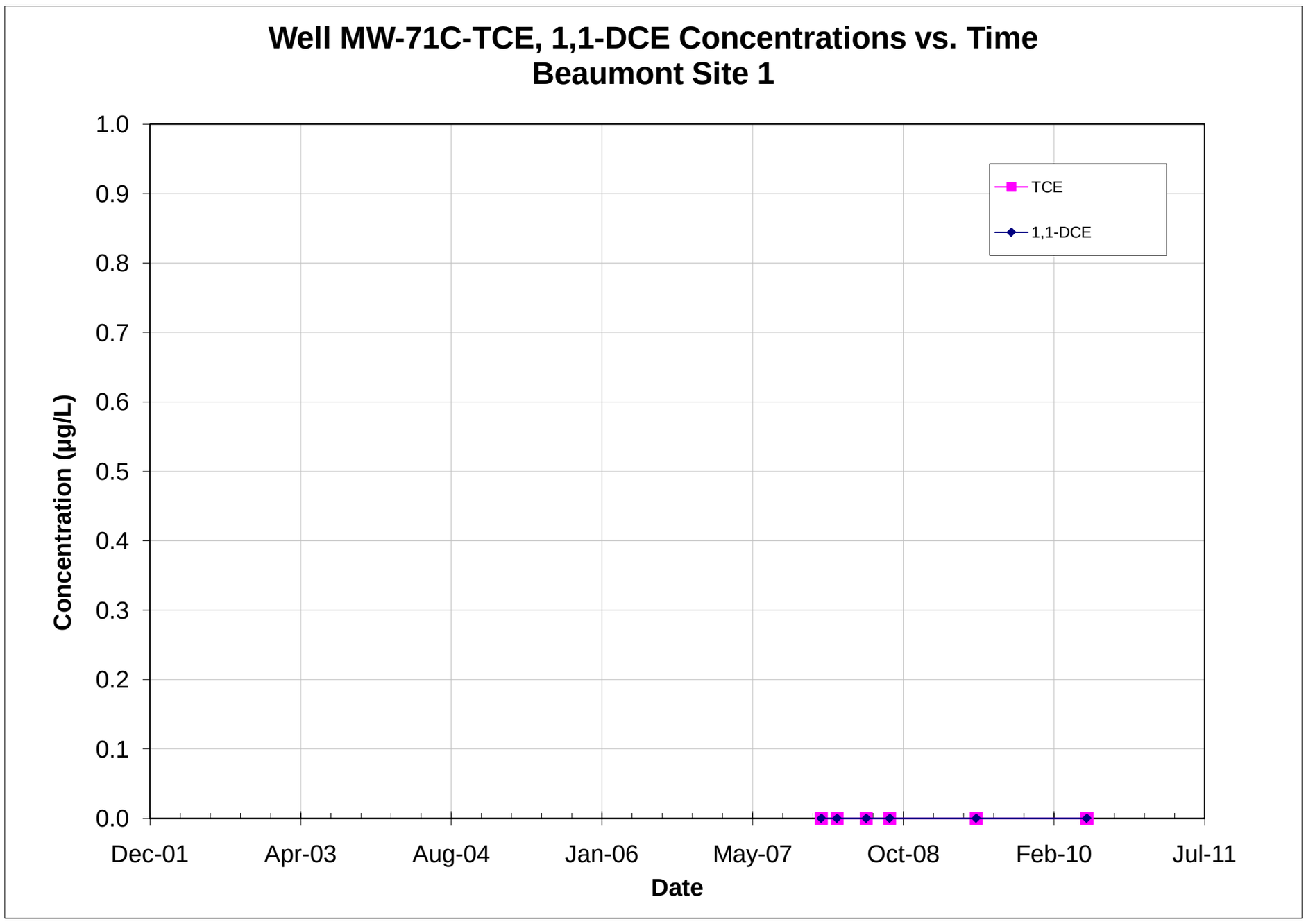

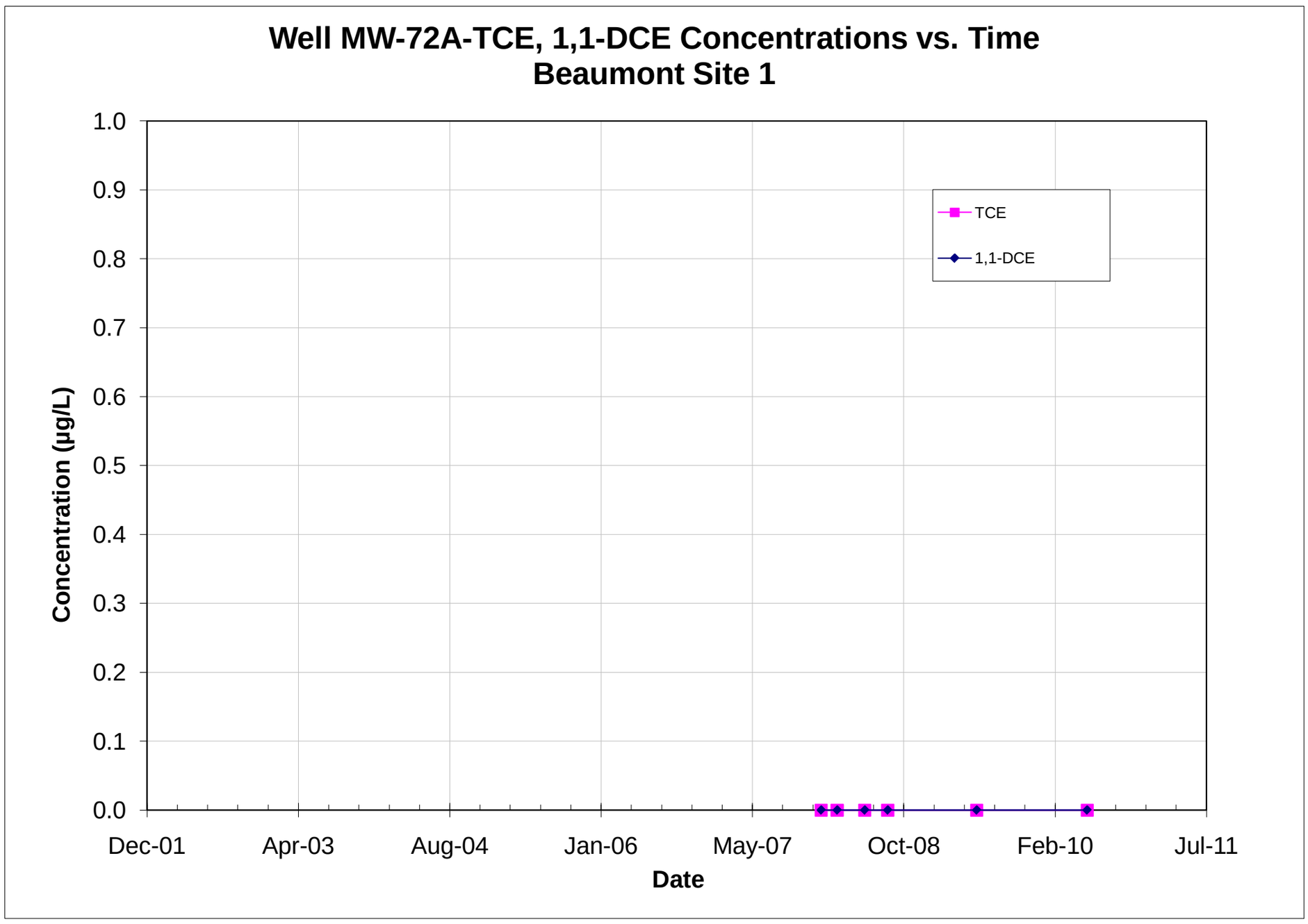

Note: All non-detections are set to zero for graphing purposes.

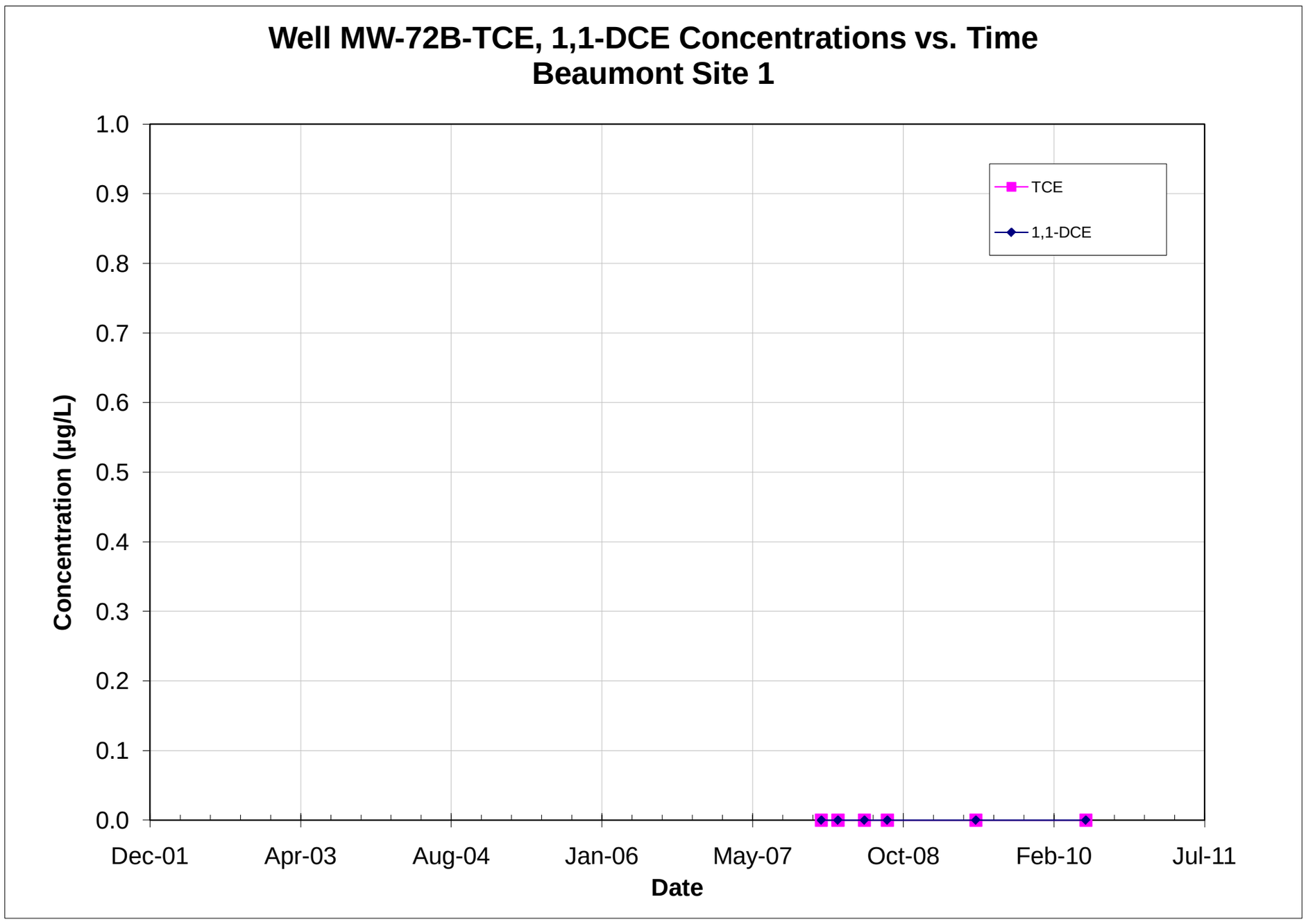

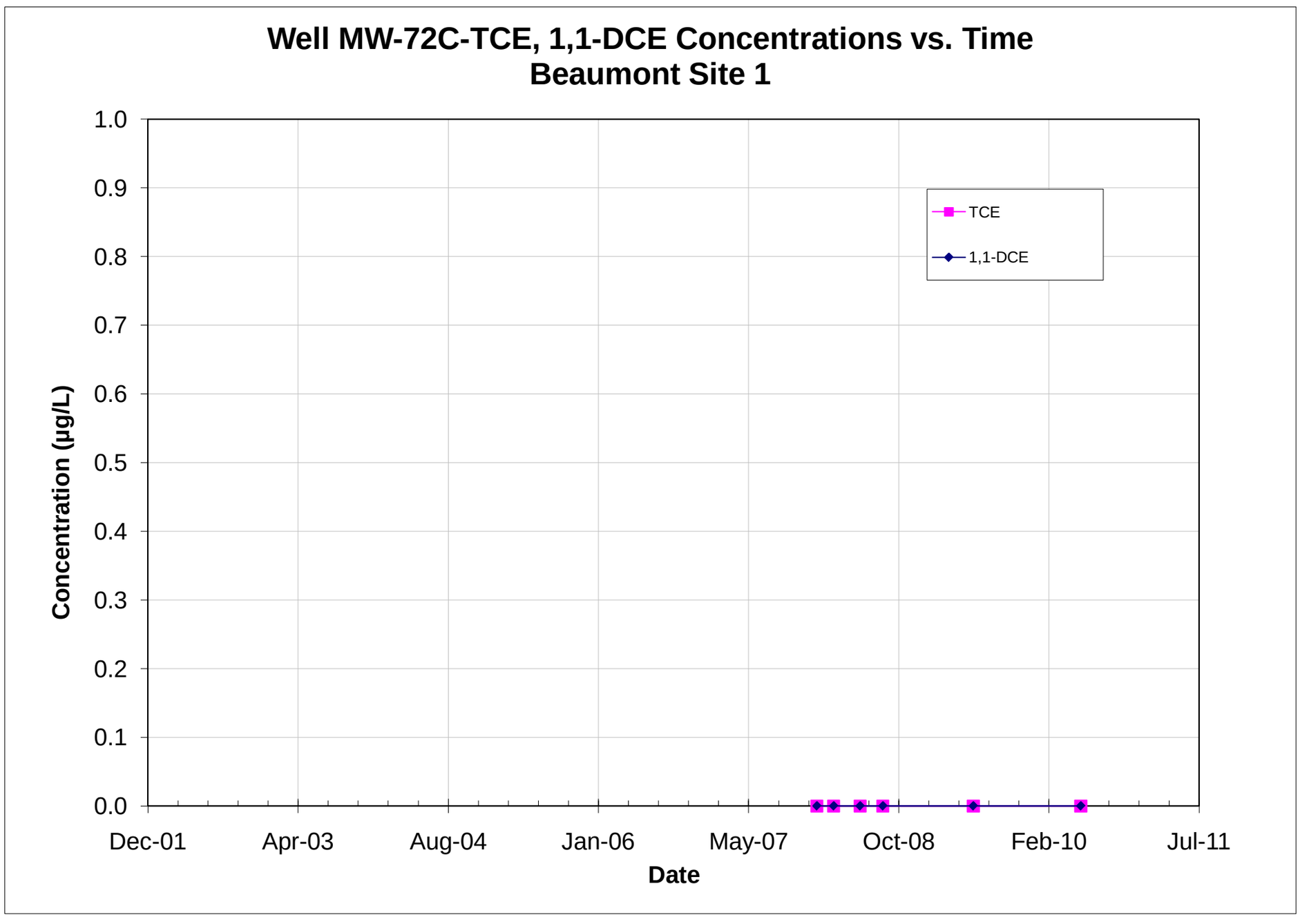

Note: All non-detections are set to zero for graphing purposes.

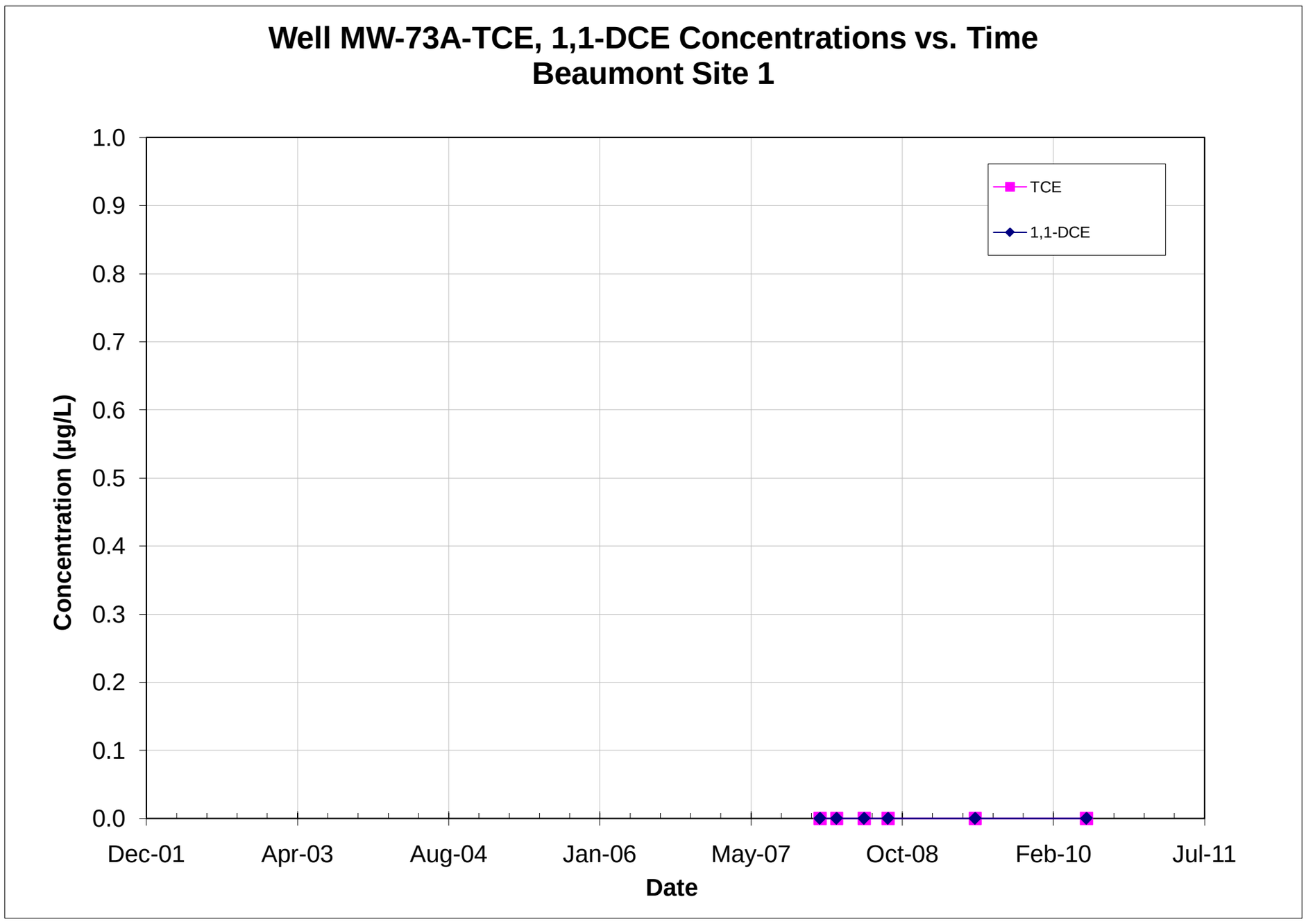

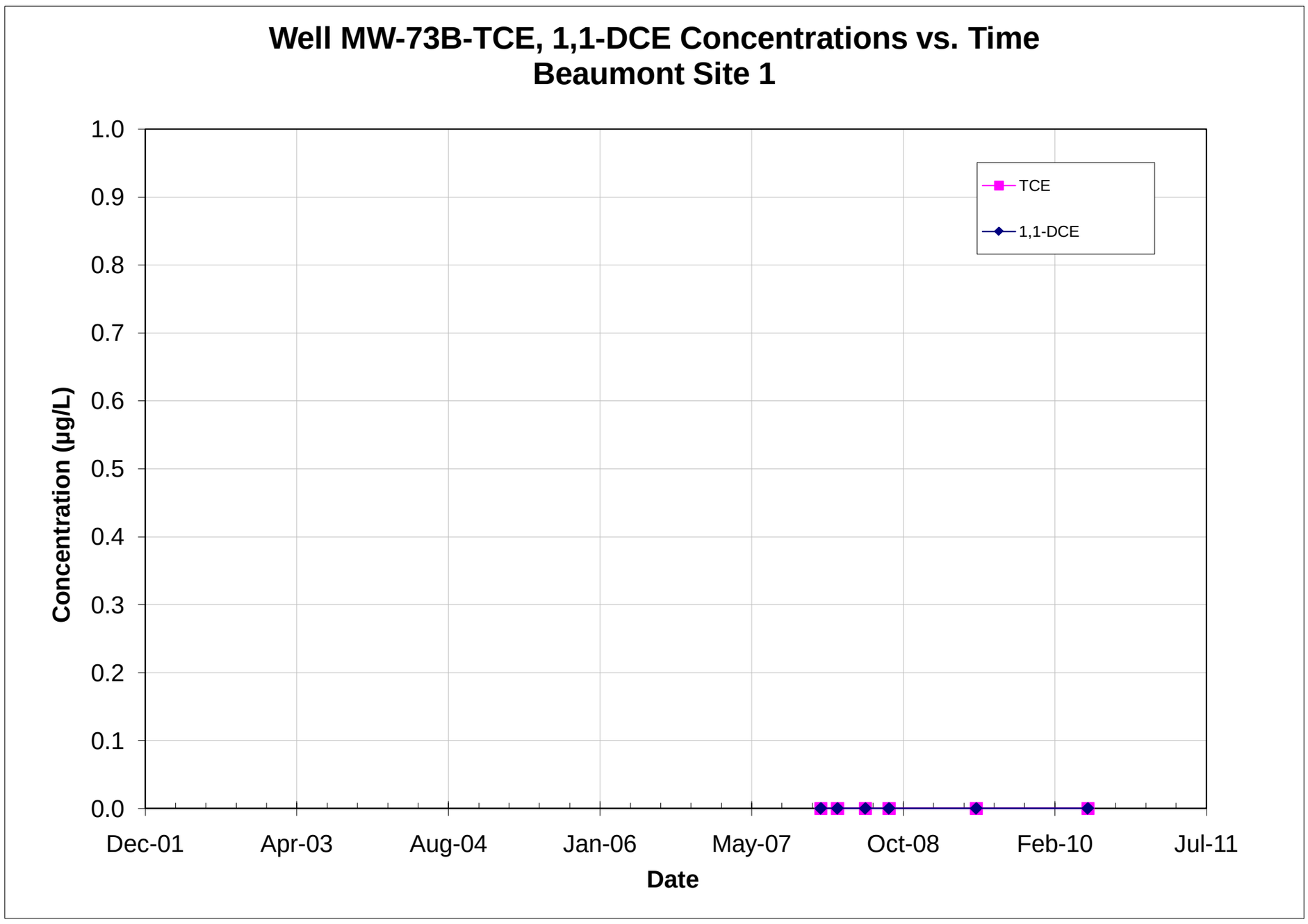

Note: All non-detections are set to zero for graphing purposes.

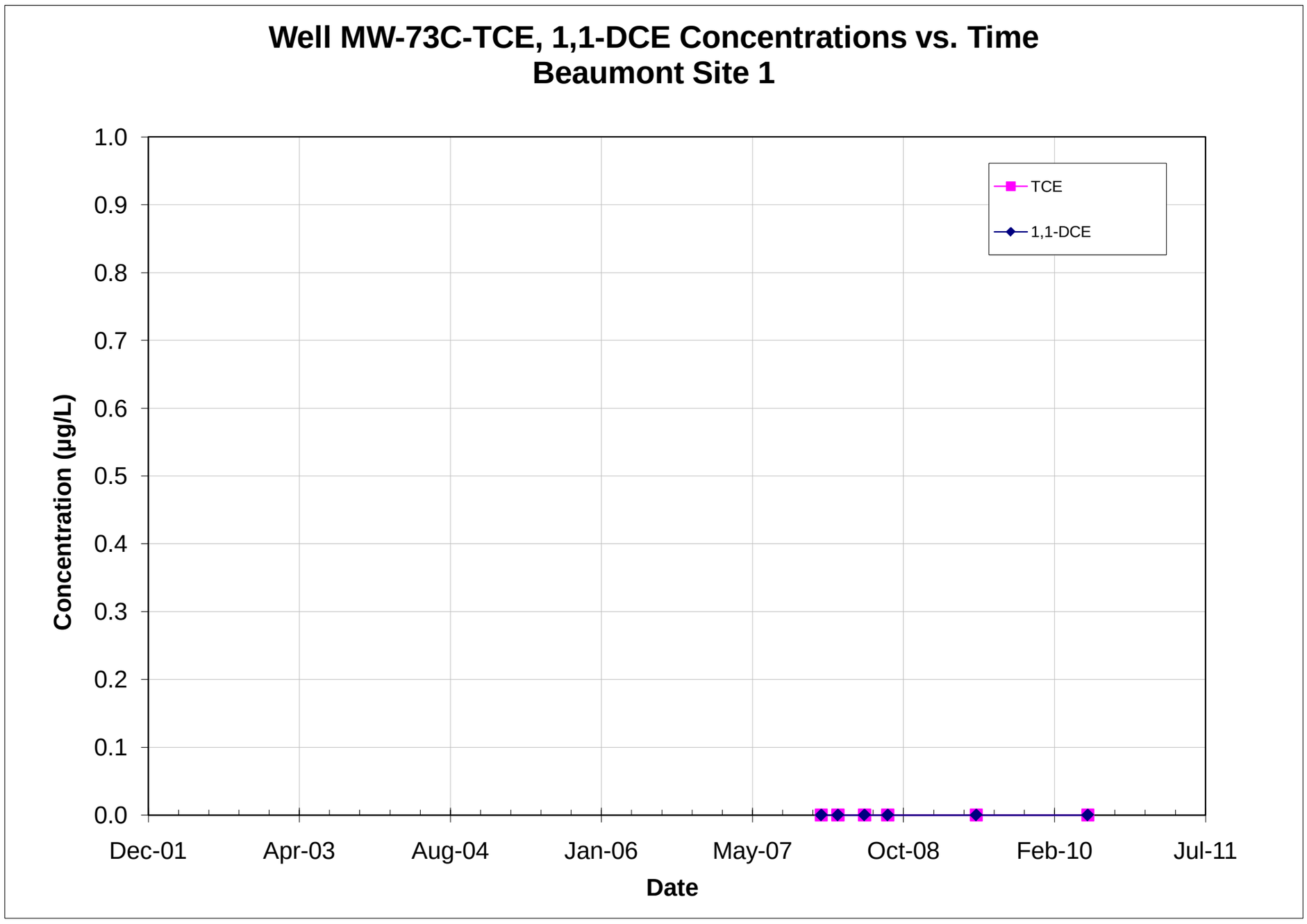

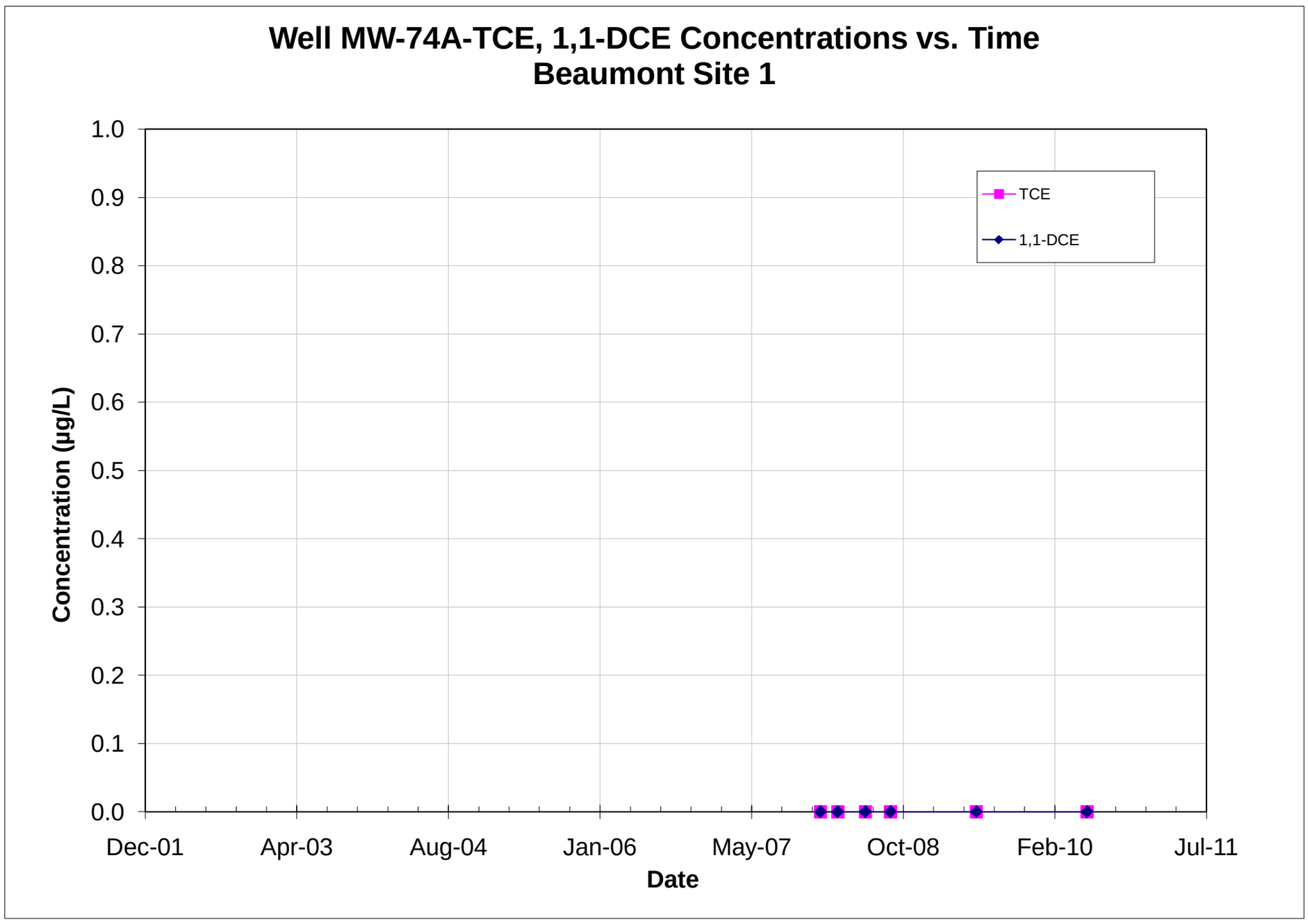

Note: All non-detections are set to zero for graphing purposes.

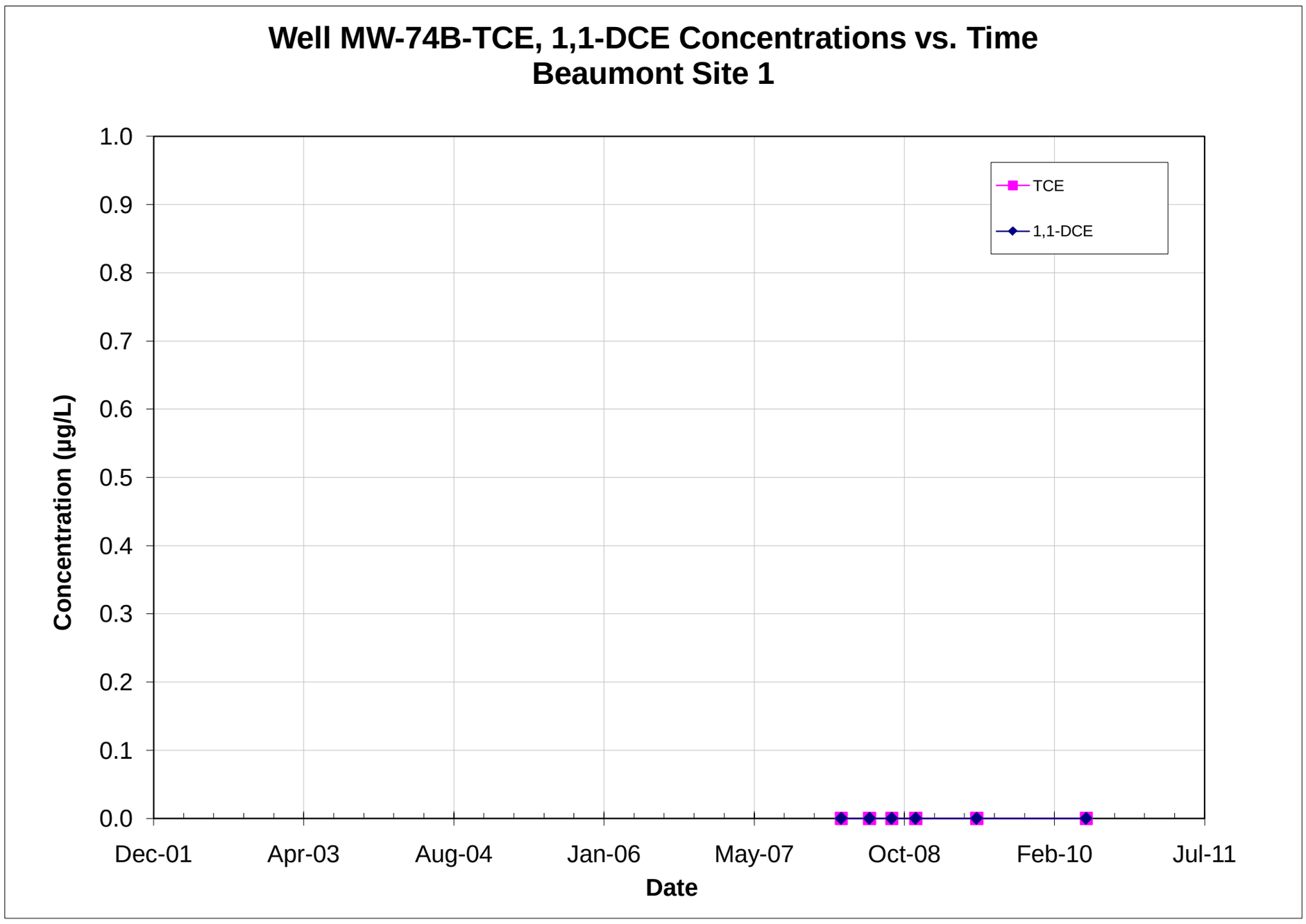

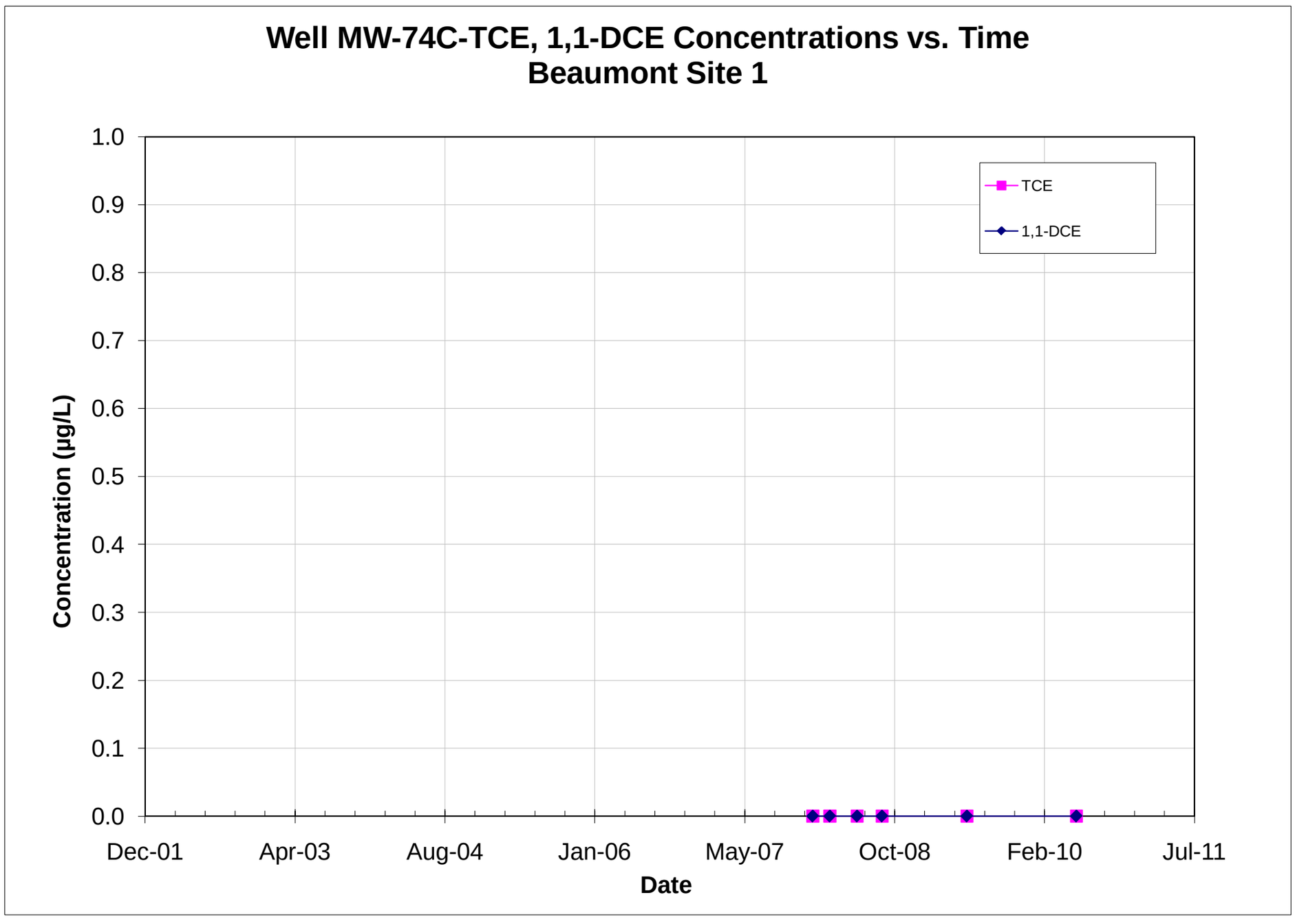

Note: All non-detections are set to zero for graphing purposes.

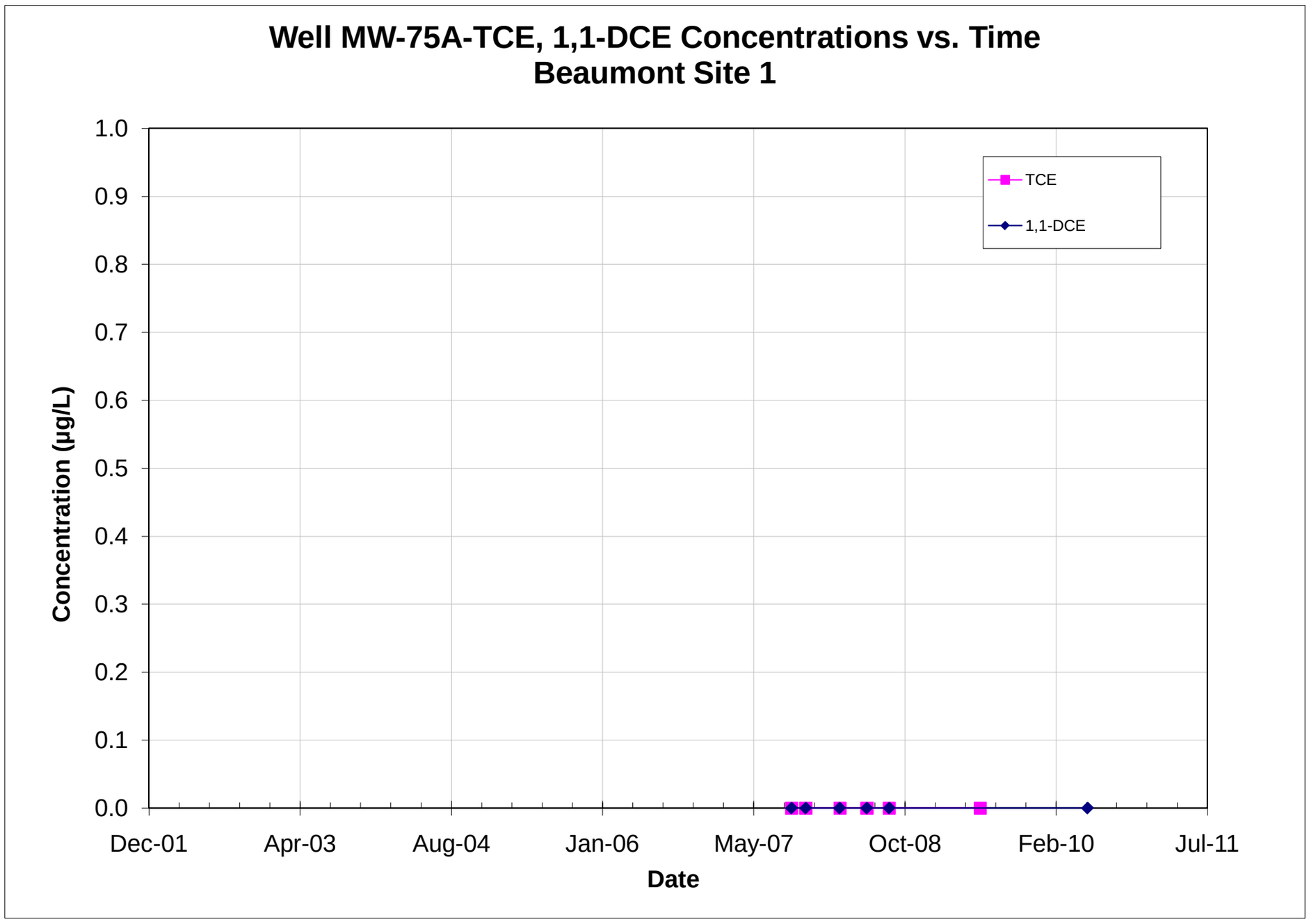

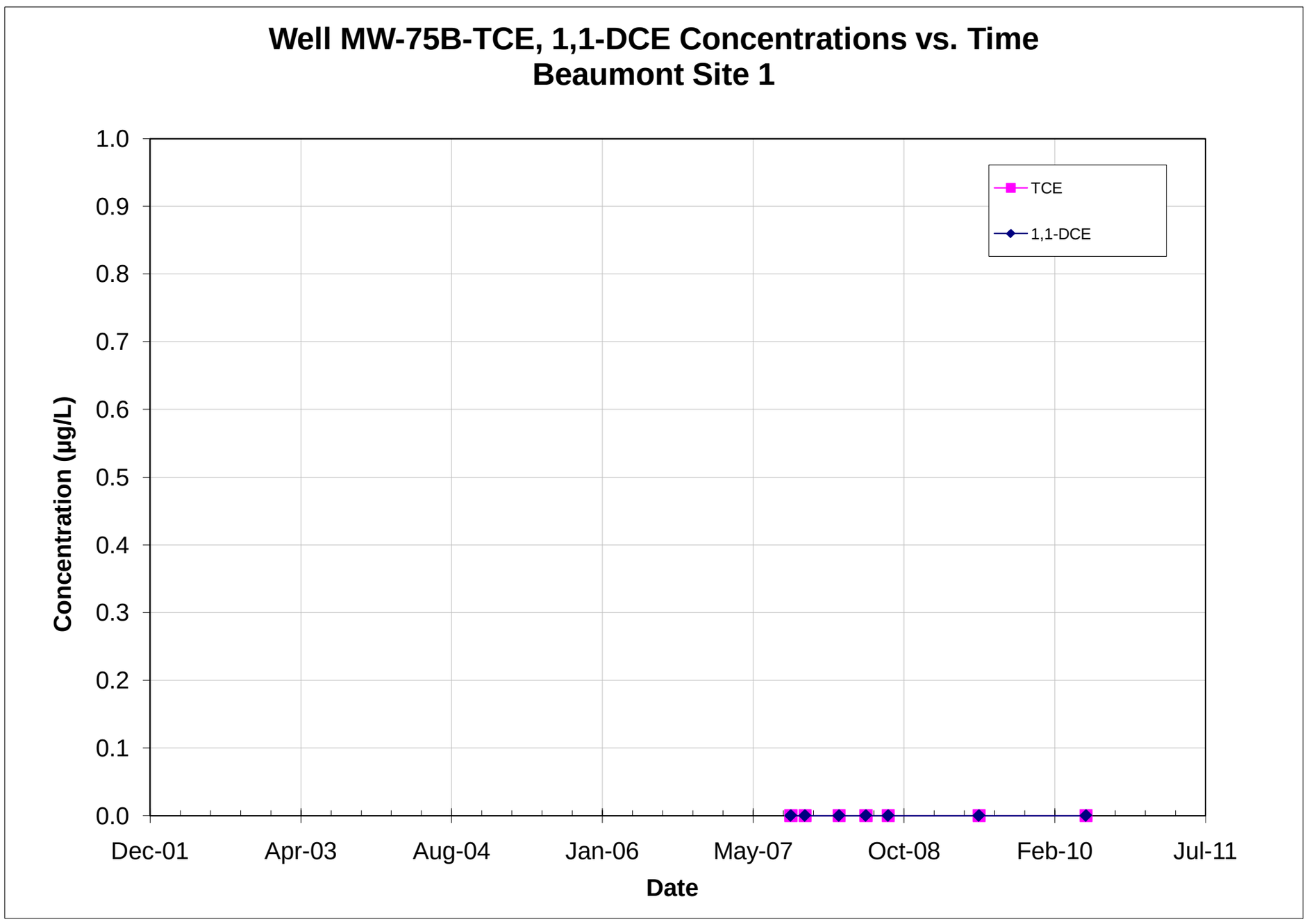

Note: All non-detections are set to zero for graphing purposes.

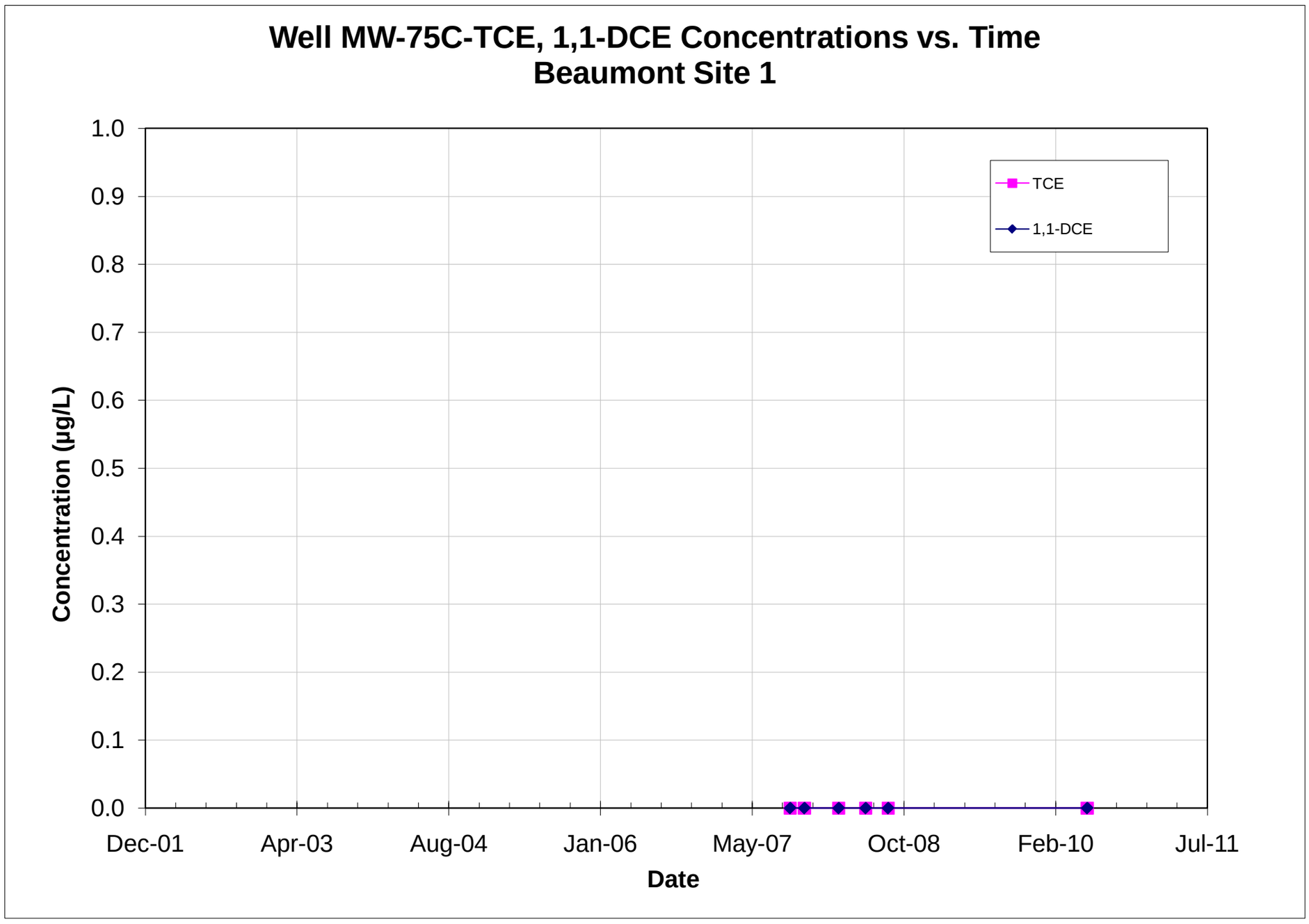

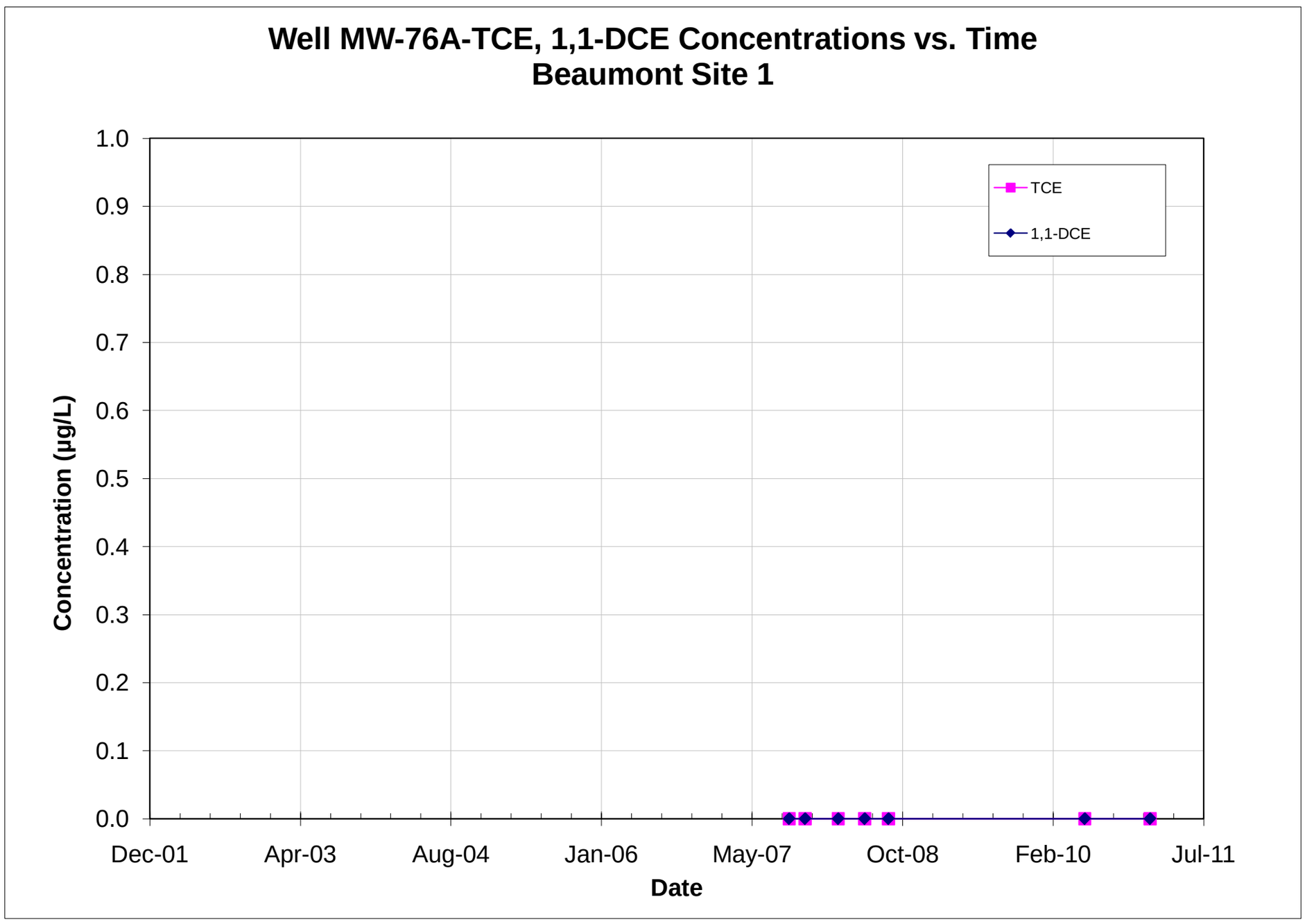

Note: All non-detections are set to zero for graphing purposes.

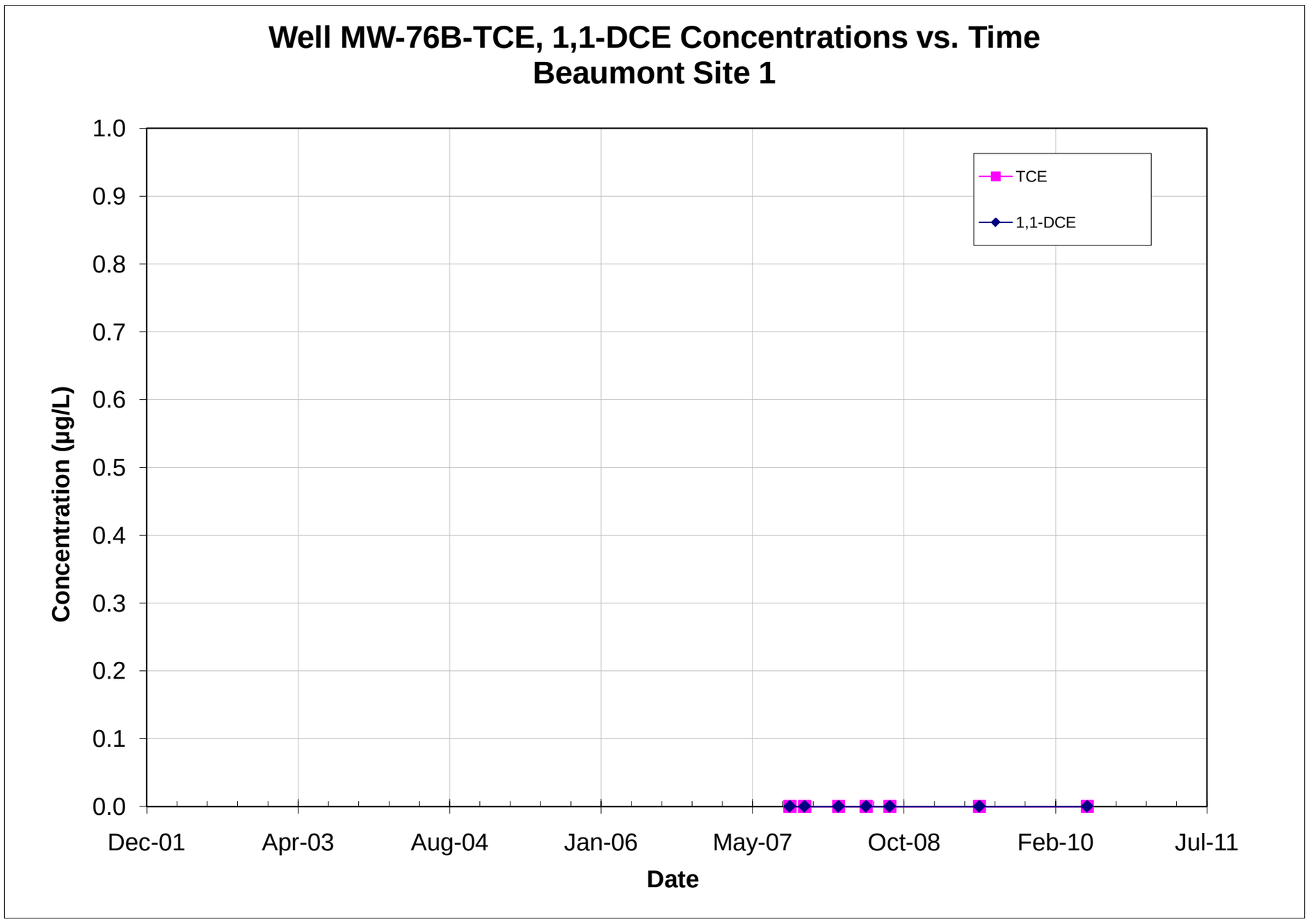

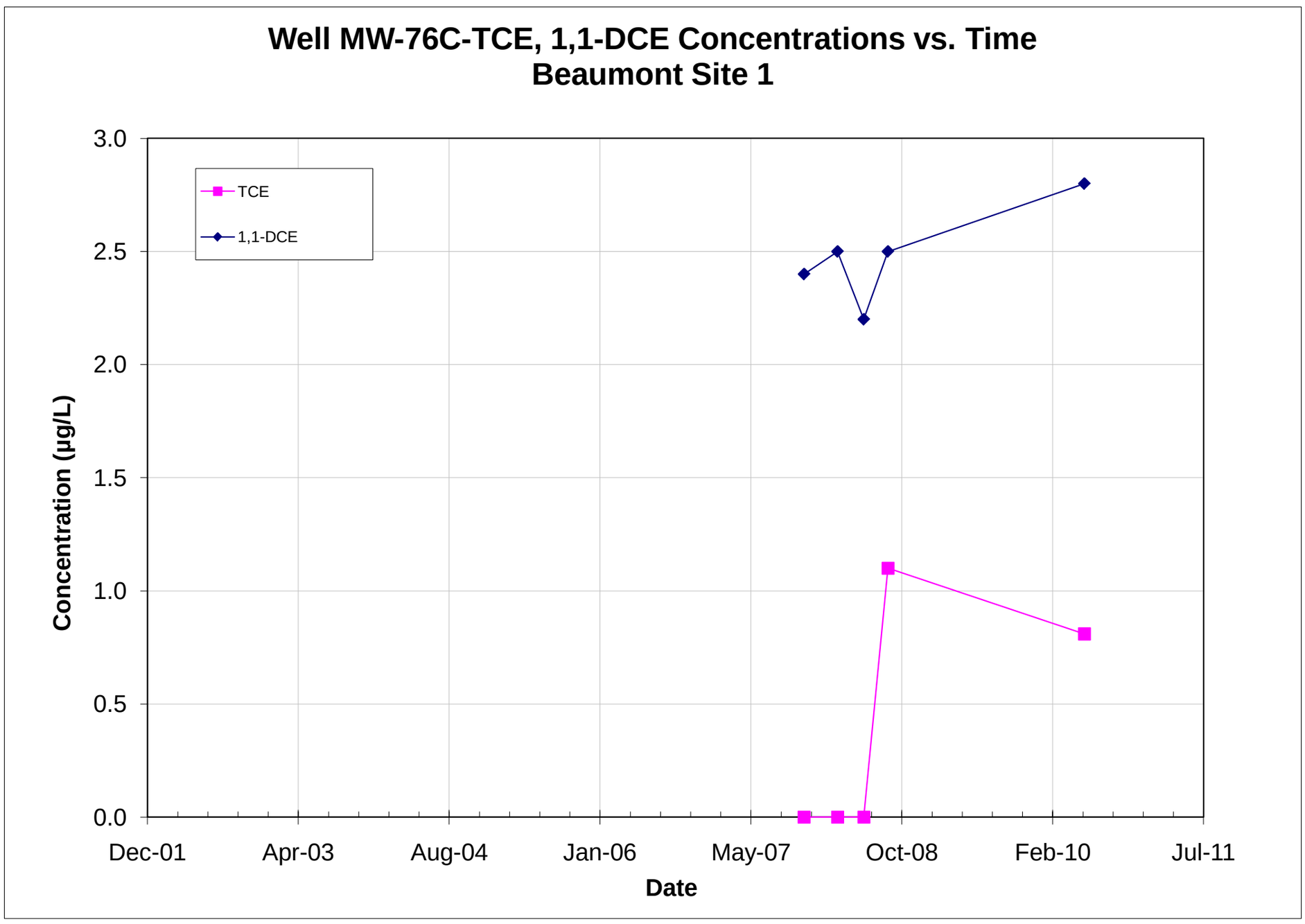

Note: All non-detections are set to zero for graphing purposes.

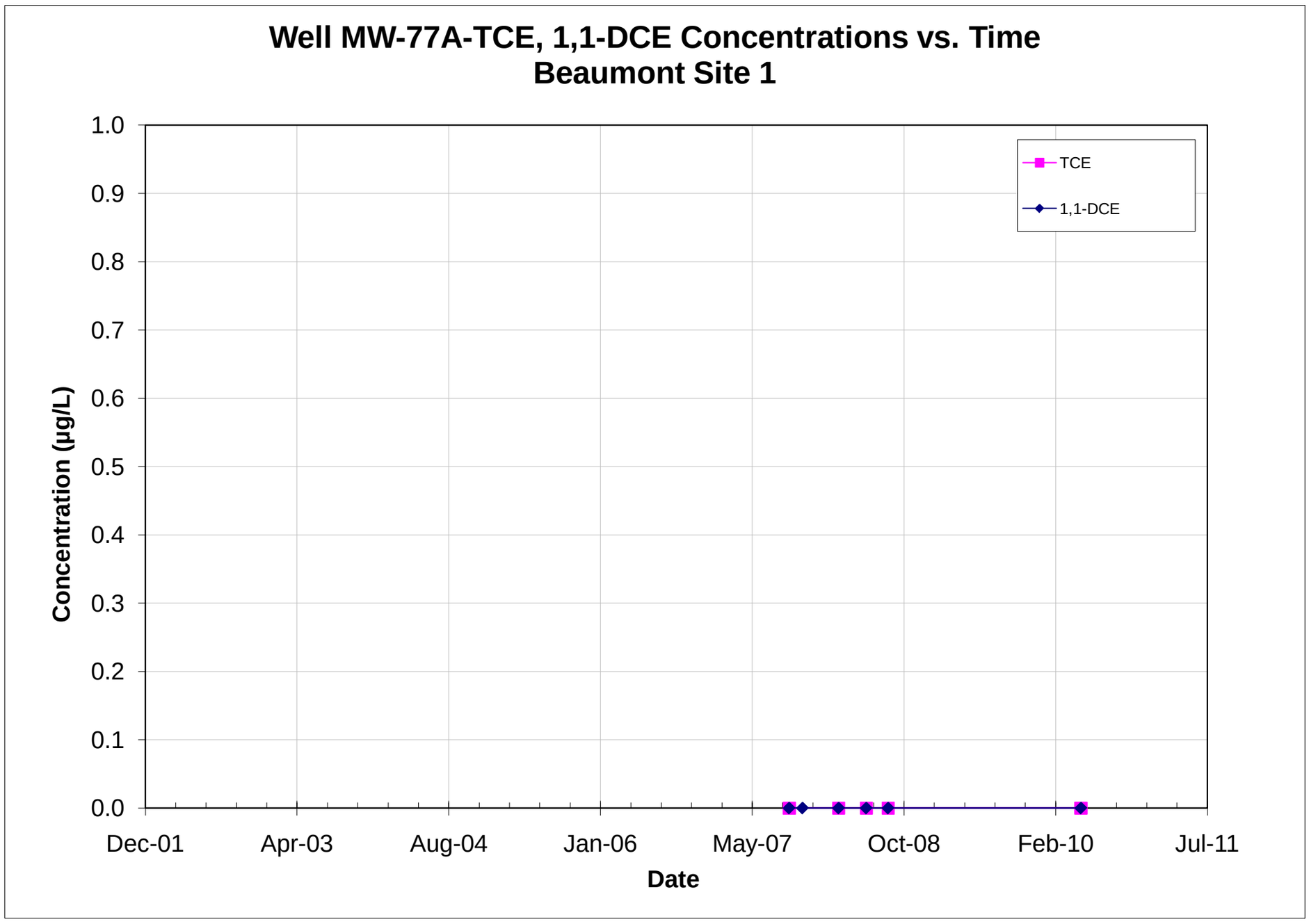

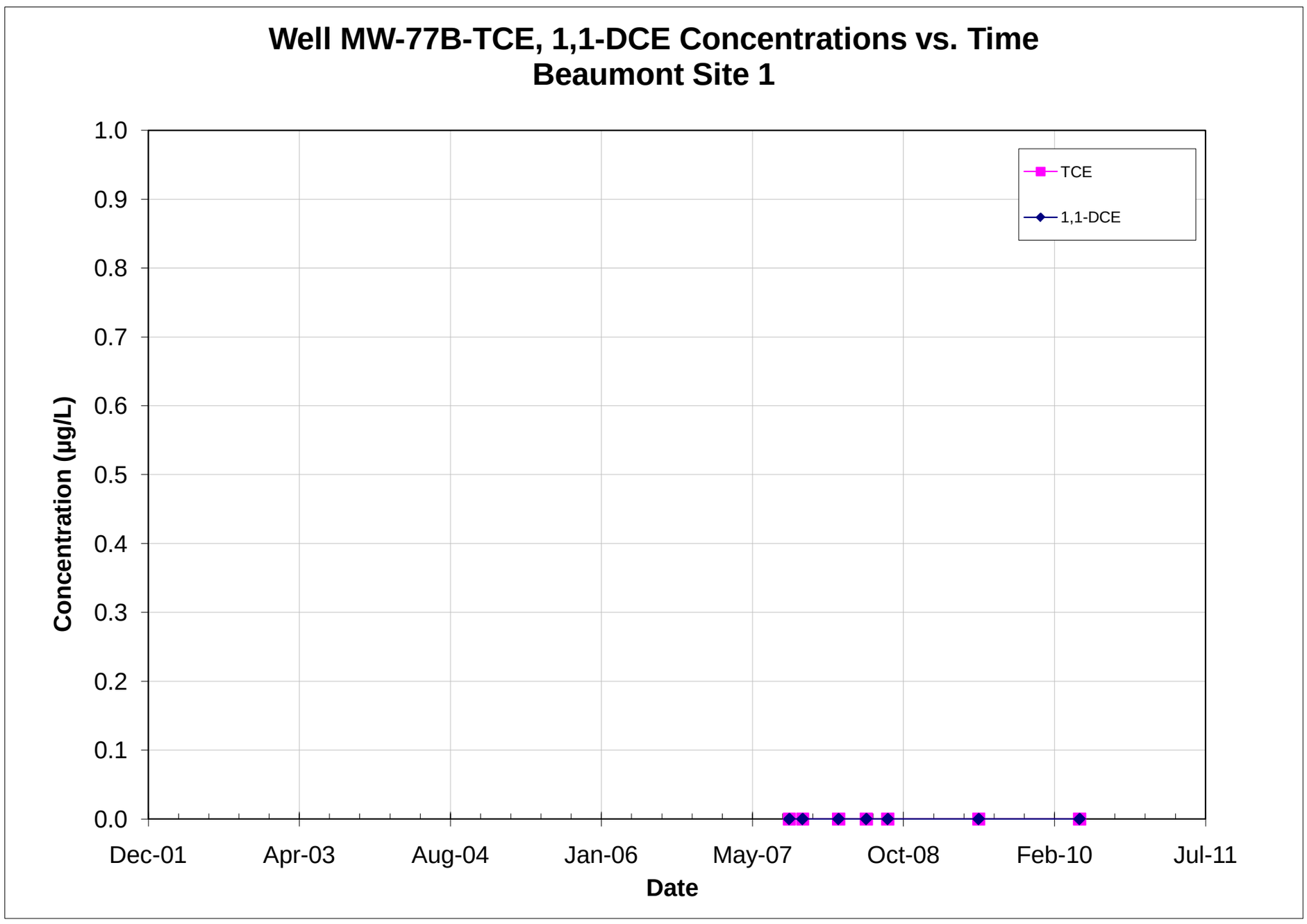

Note: All non-detections are set to zero for graphing purposes.

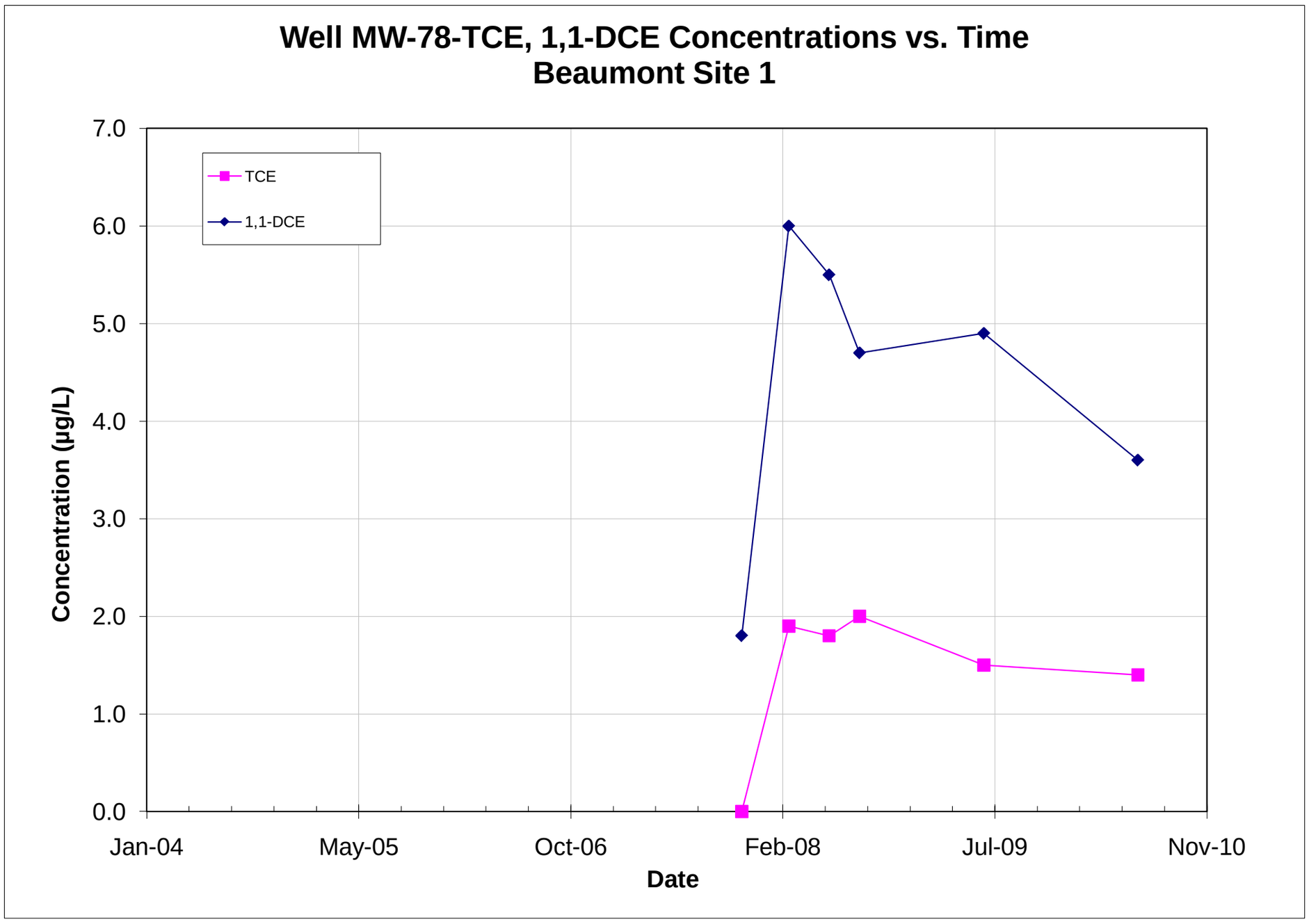

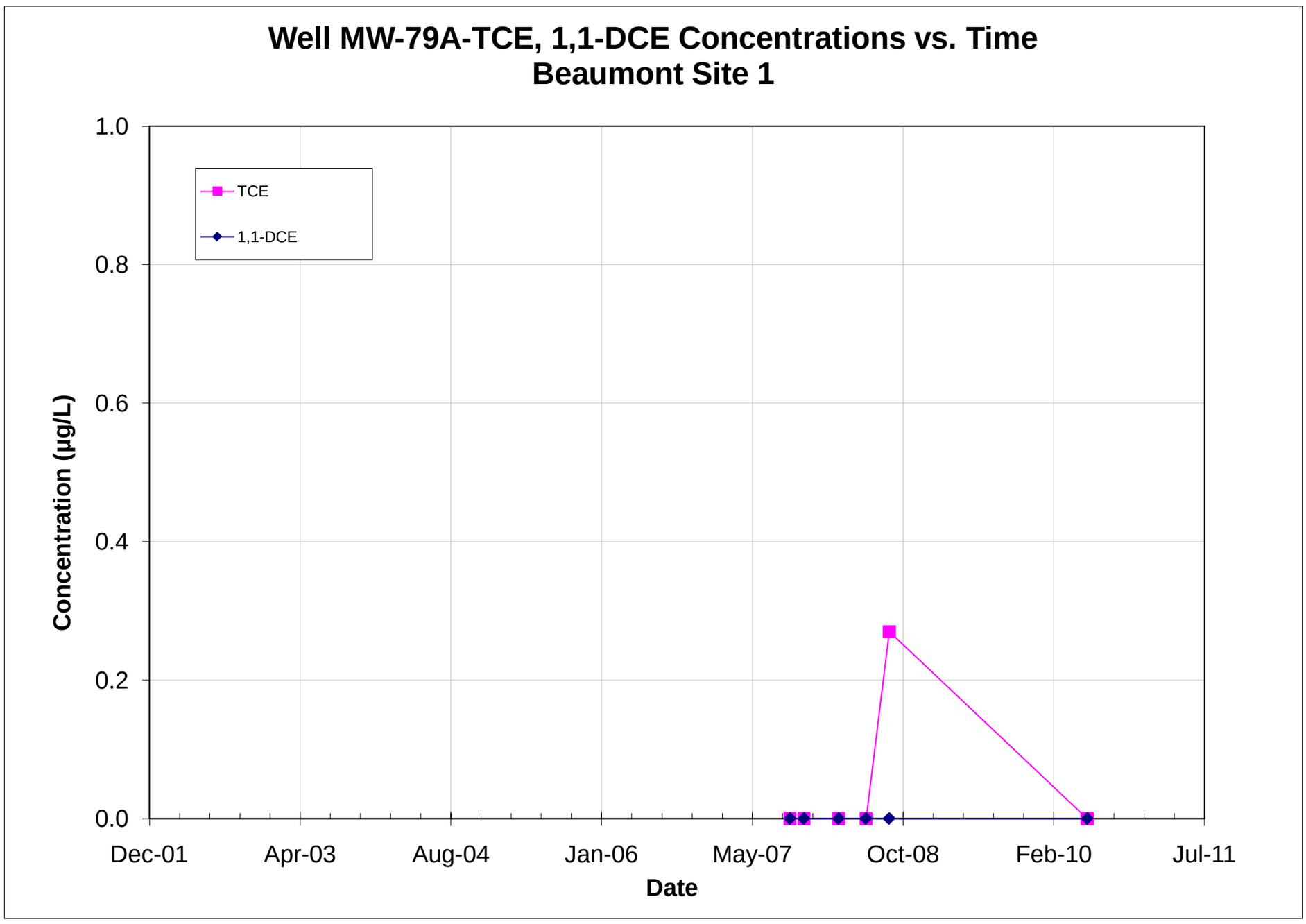

Note: All non-detections are set to zero for graphing purposes.

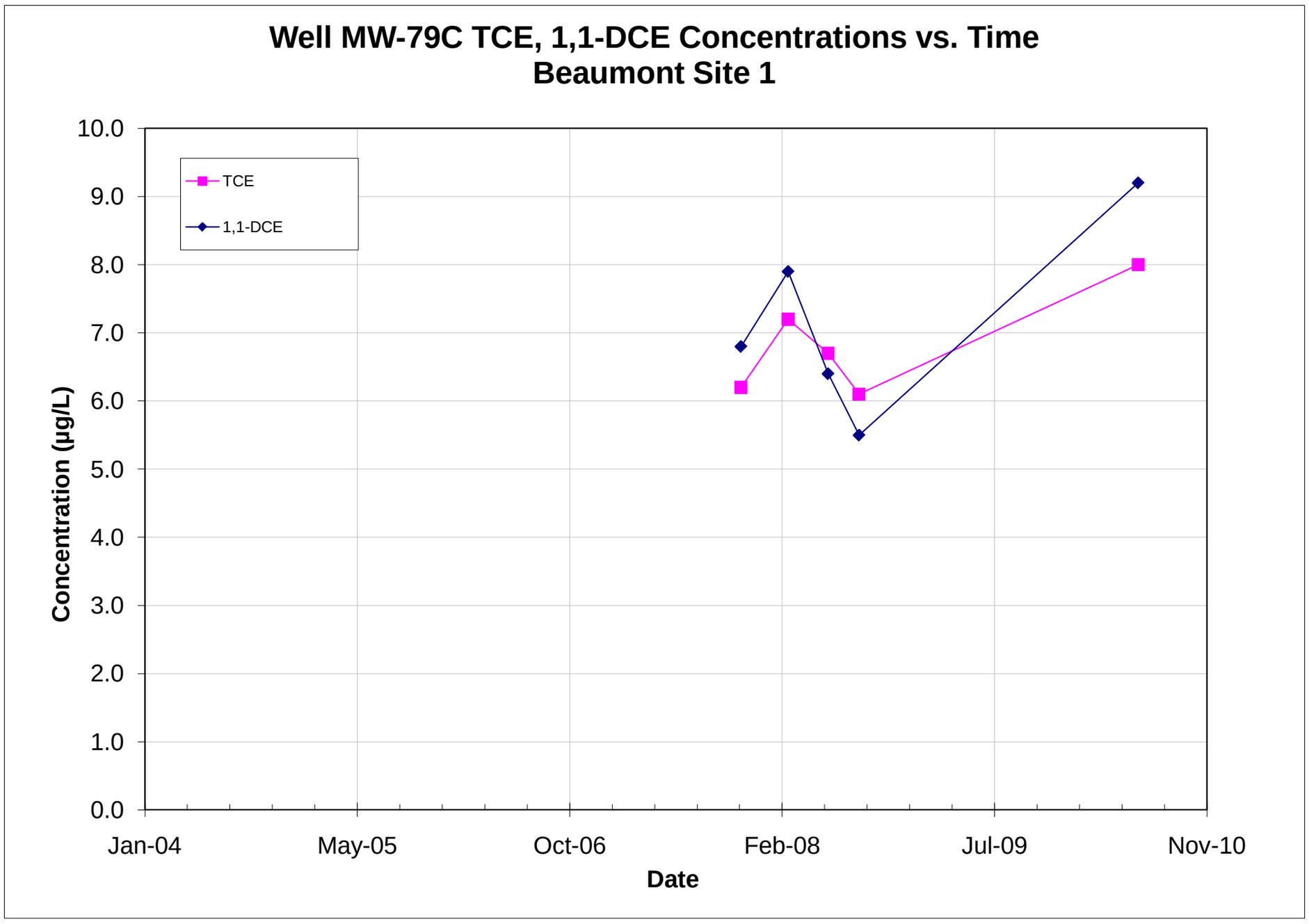

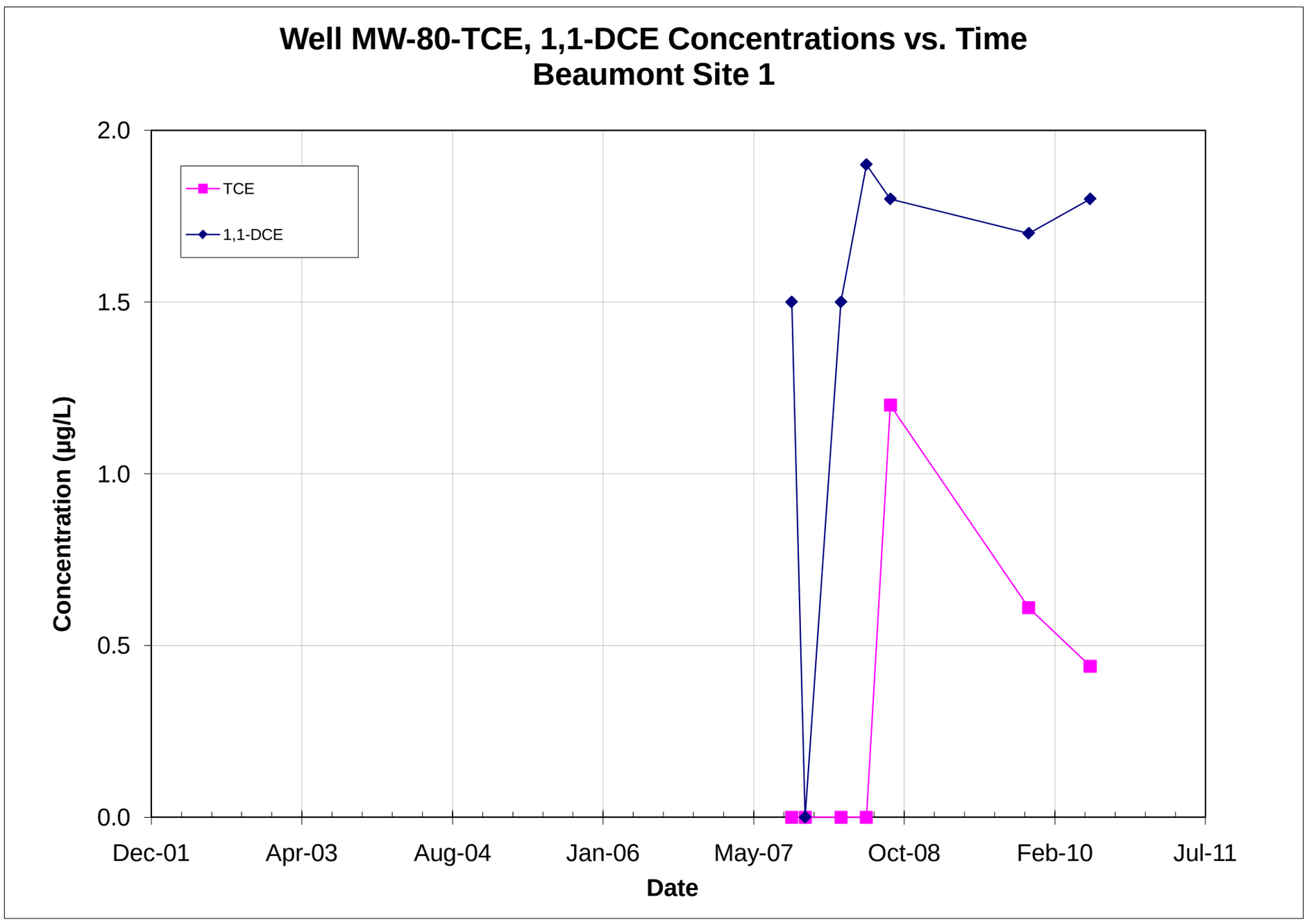

Note: All non-detections are set to zero for graphing purposes.

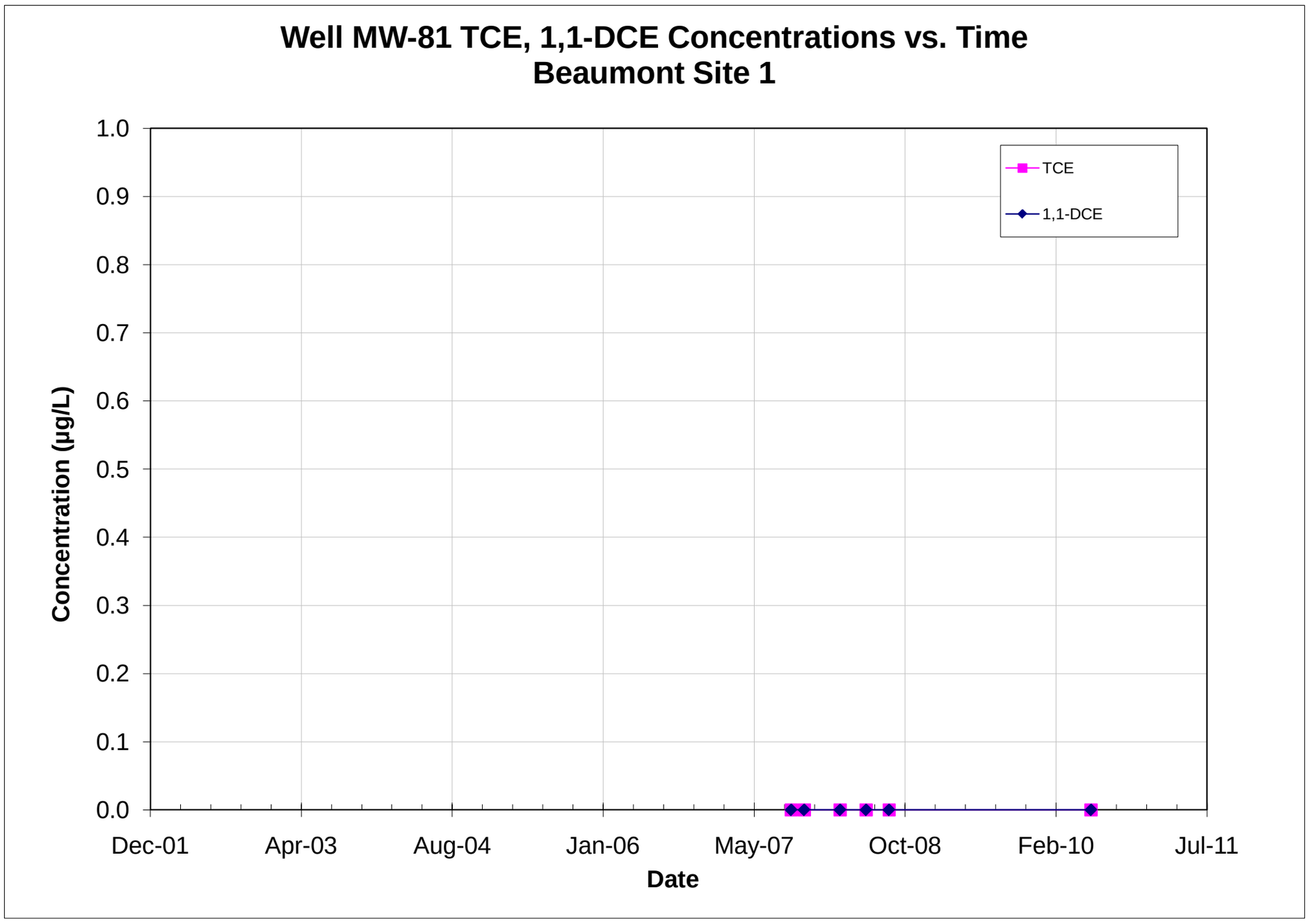

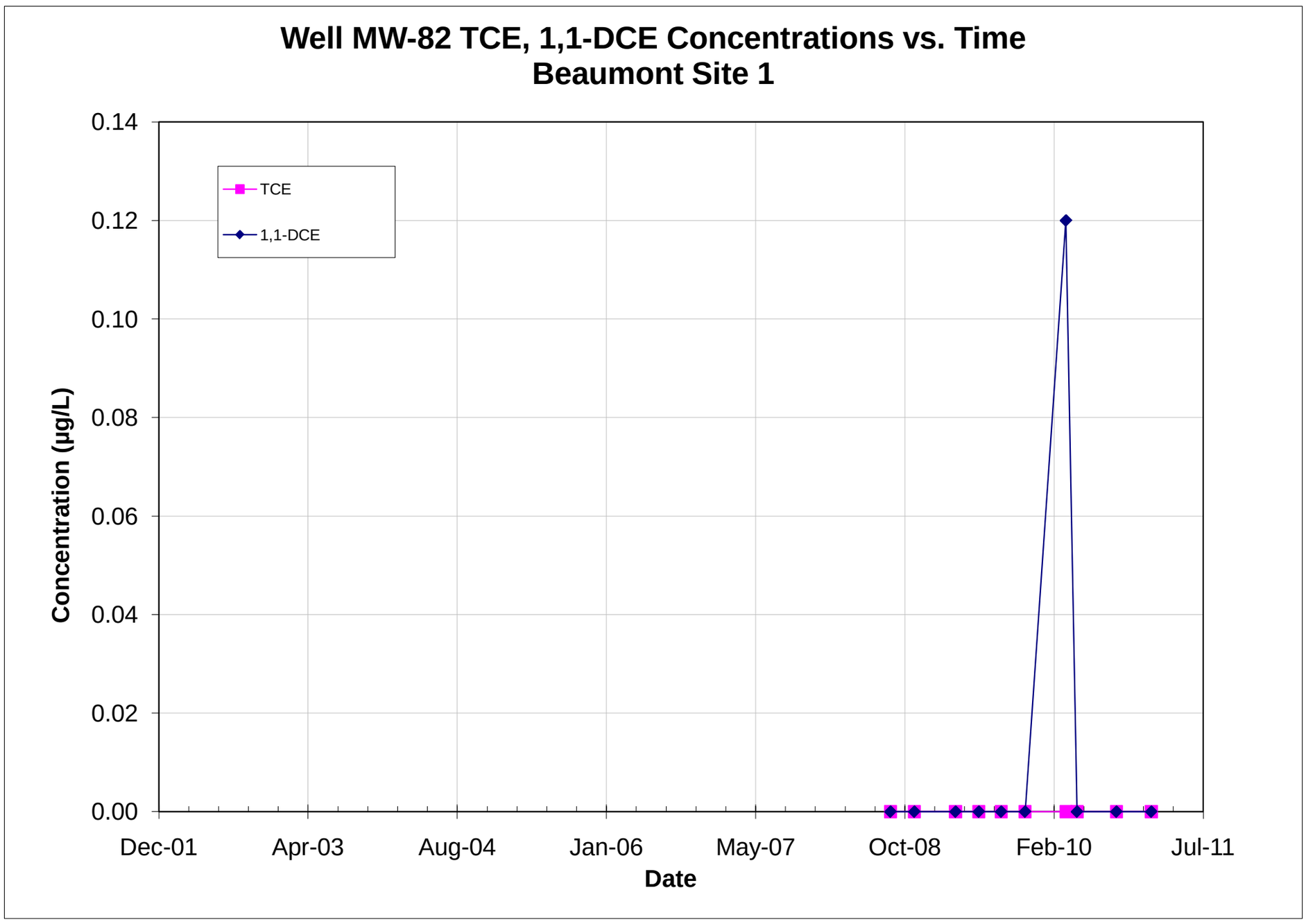

Note: All non-detections are set to zero for graphing purposes.

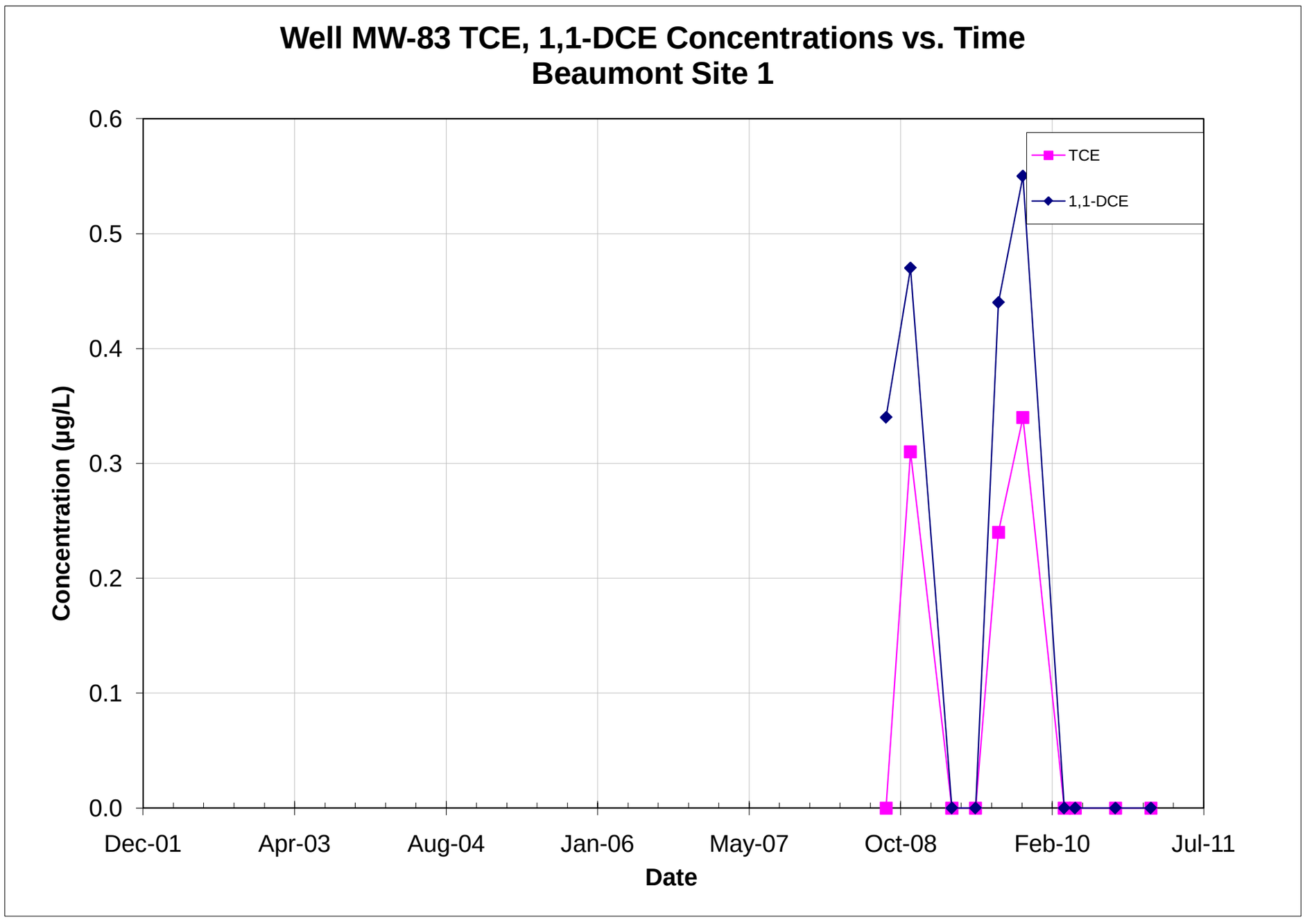

Note: All non-detections are set to zero for graphing purposes.

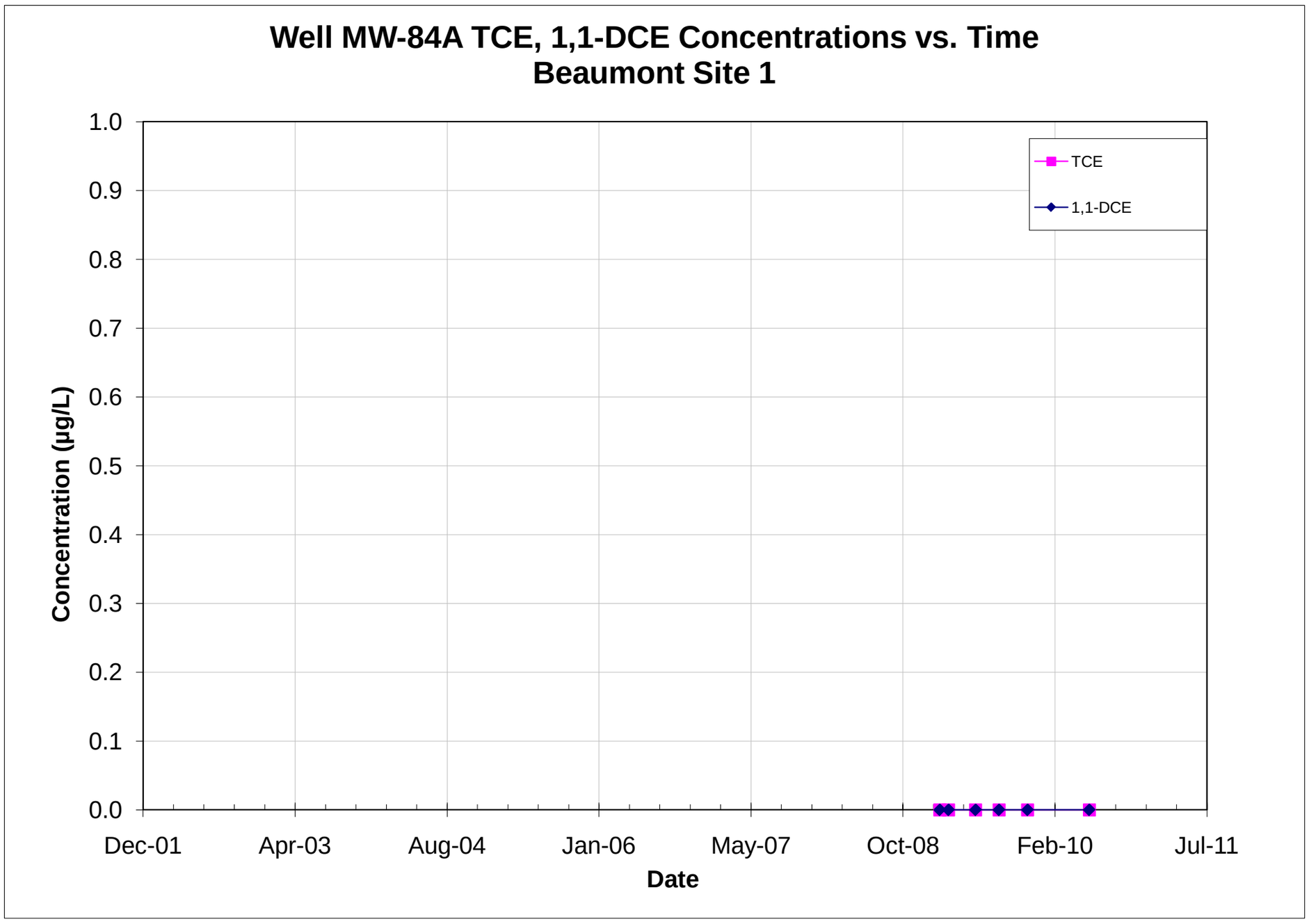

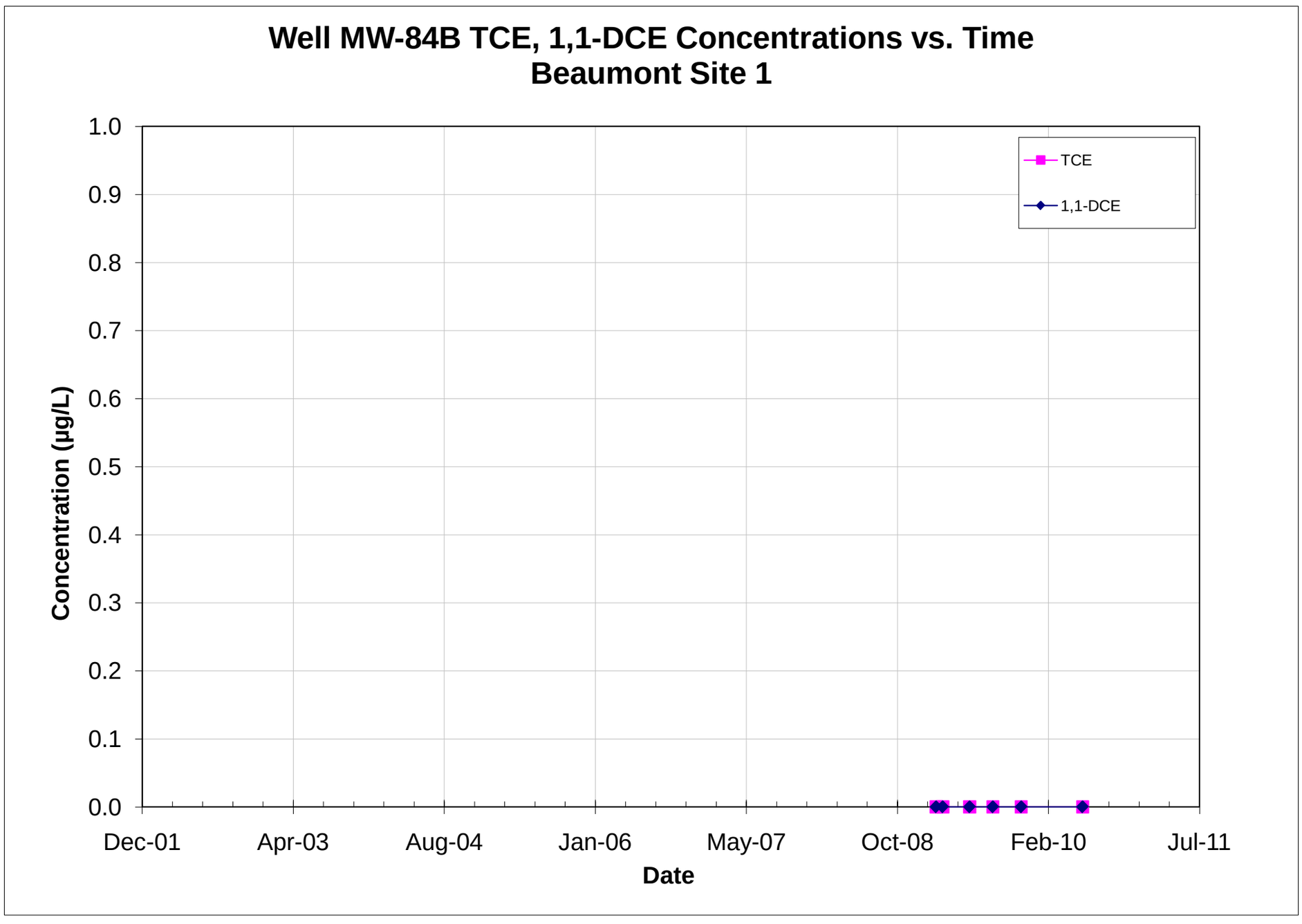

Note: All non-detections are set to zero for graphing purposes.

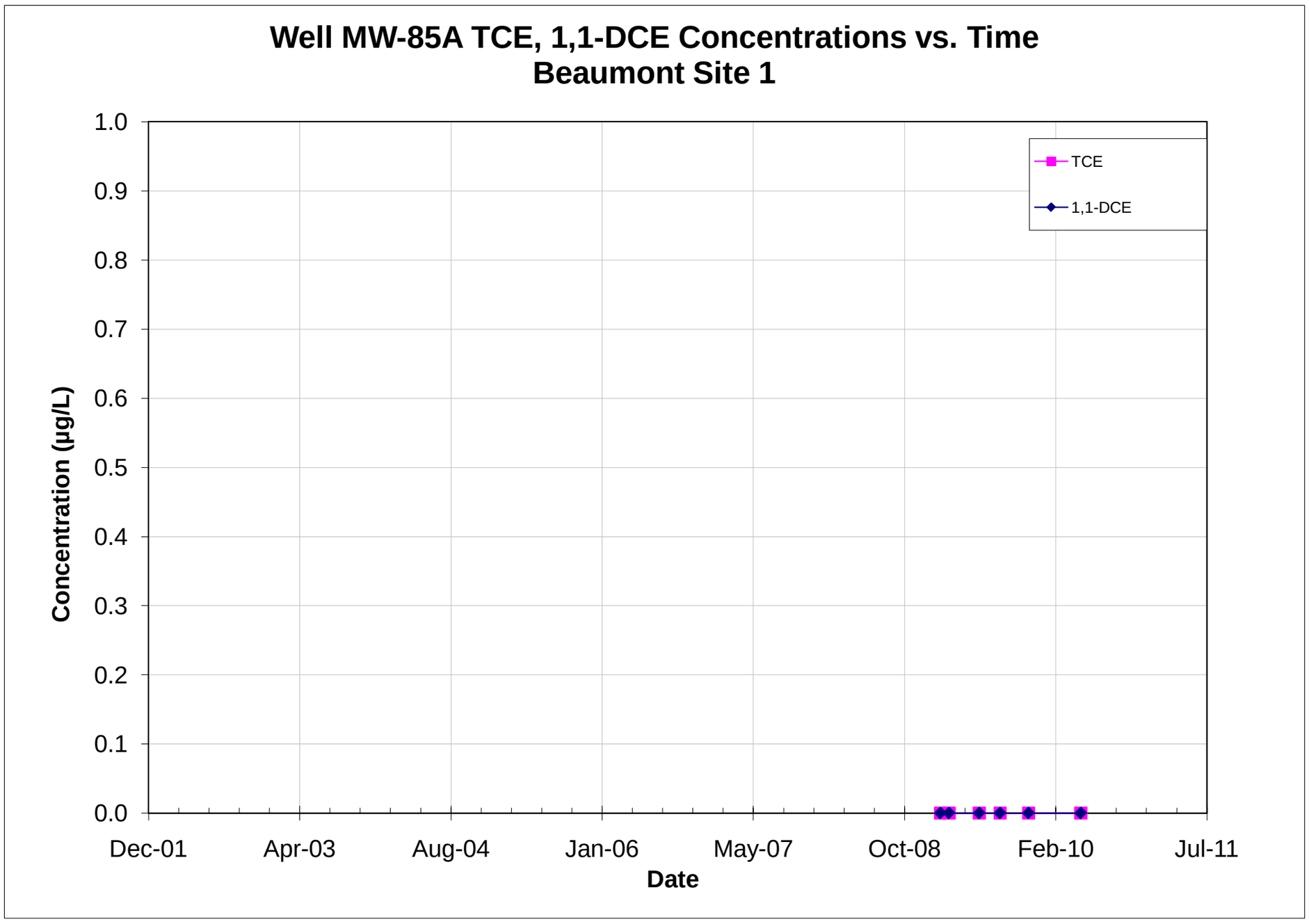

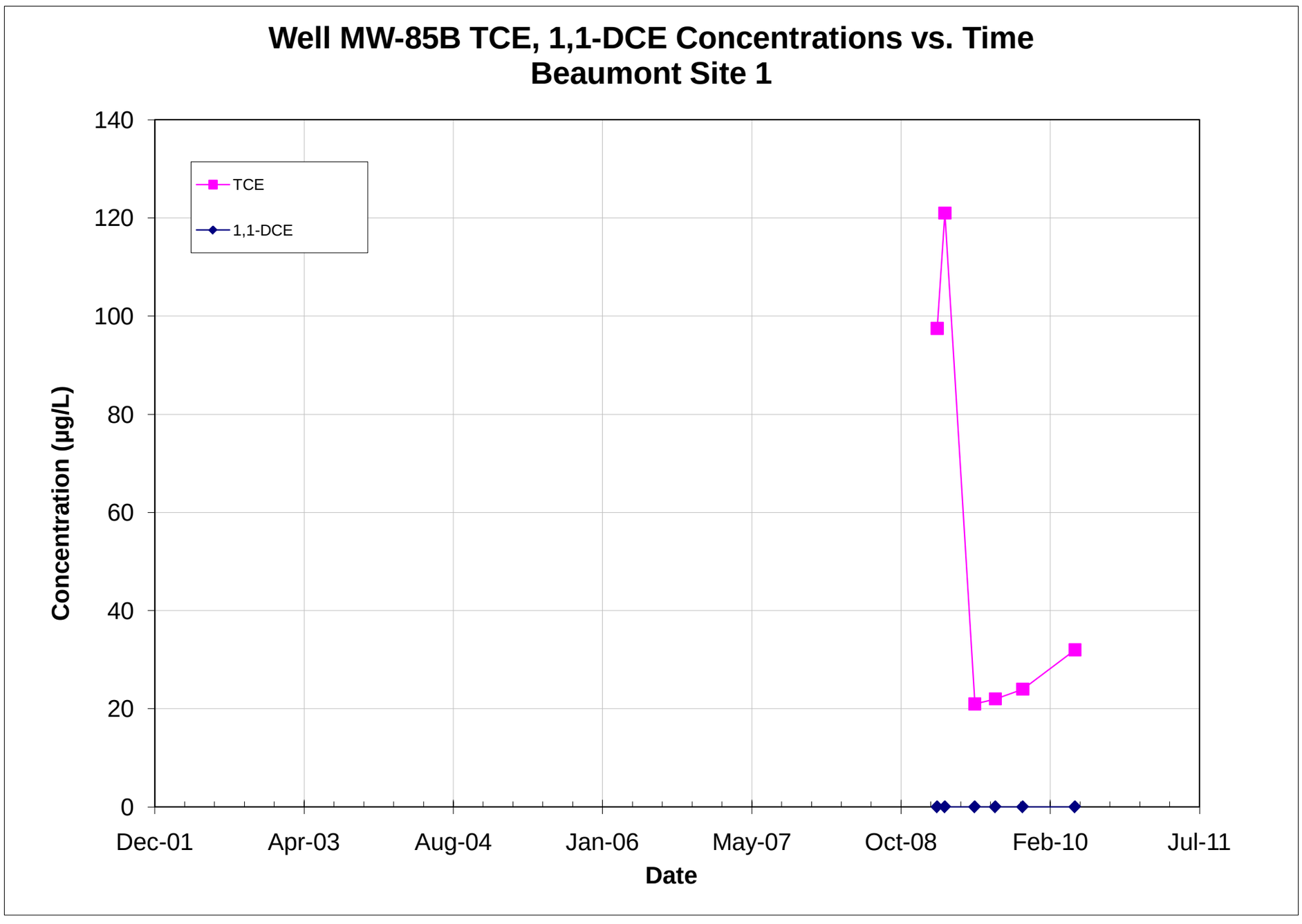

Note: All non-detections are set to zero for graphing purposes.

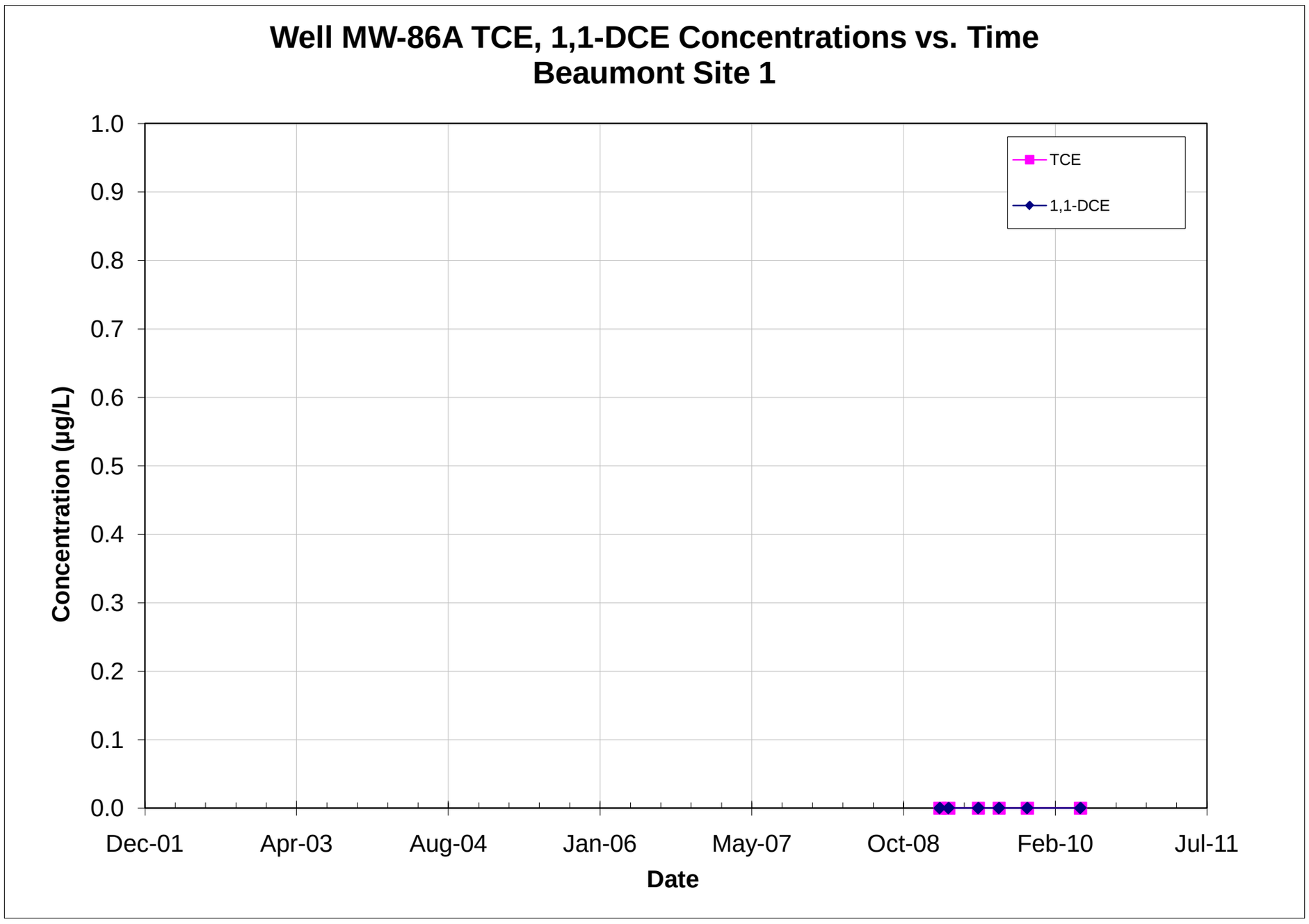

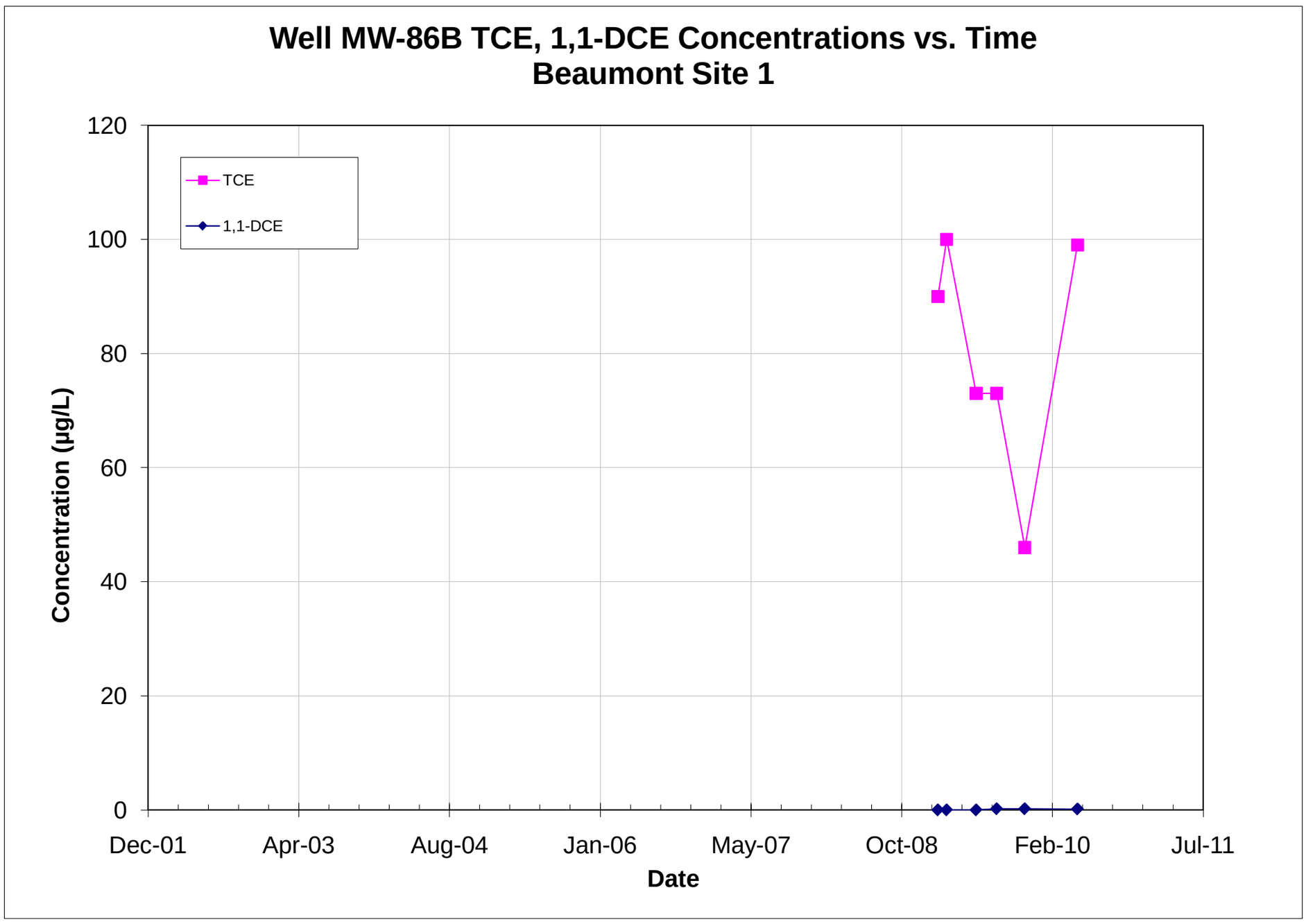

Note: All non-detections are set to zero for graphing purposes.

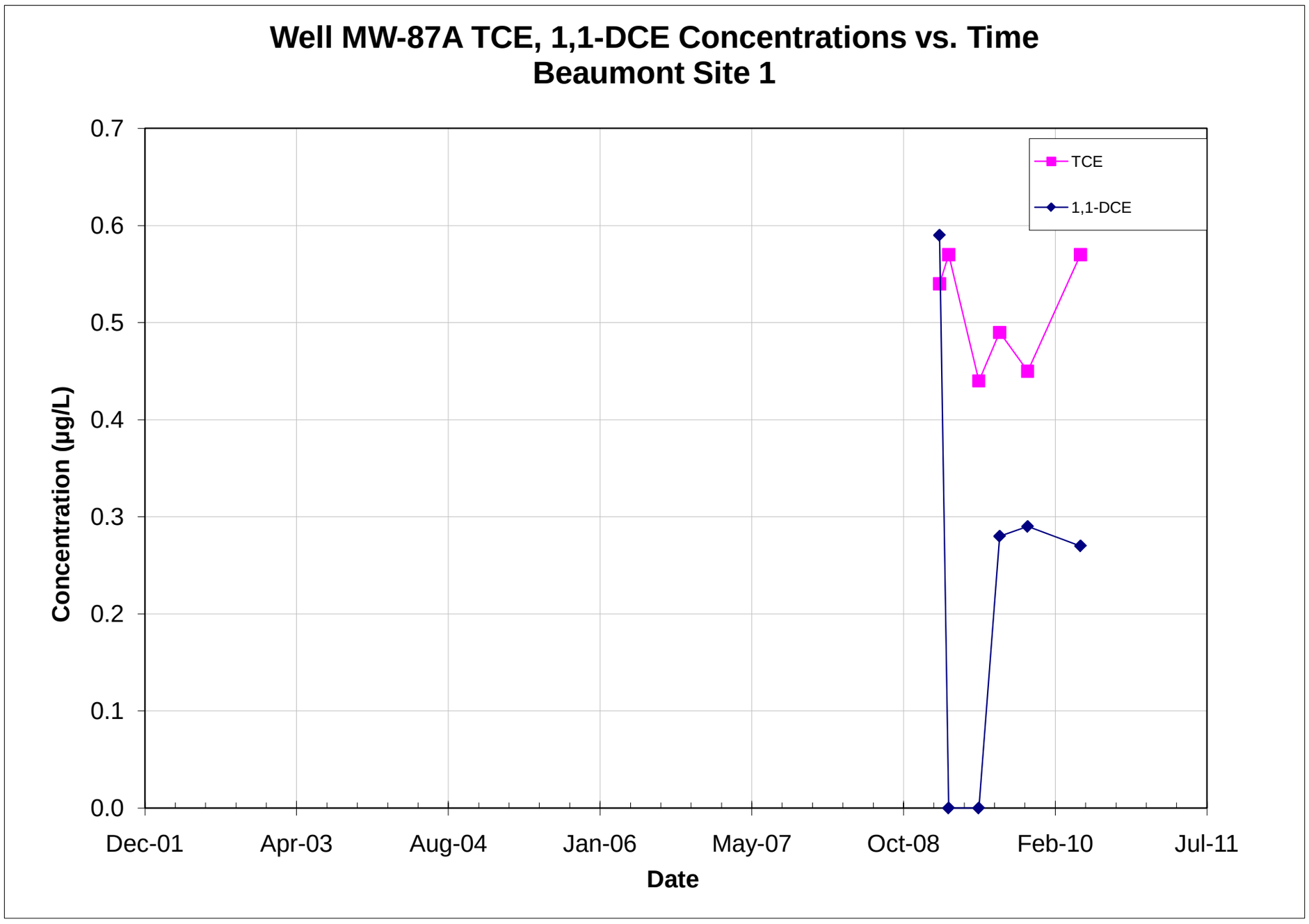

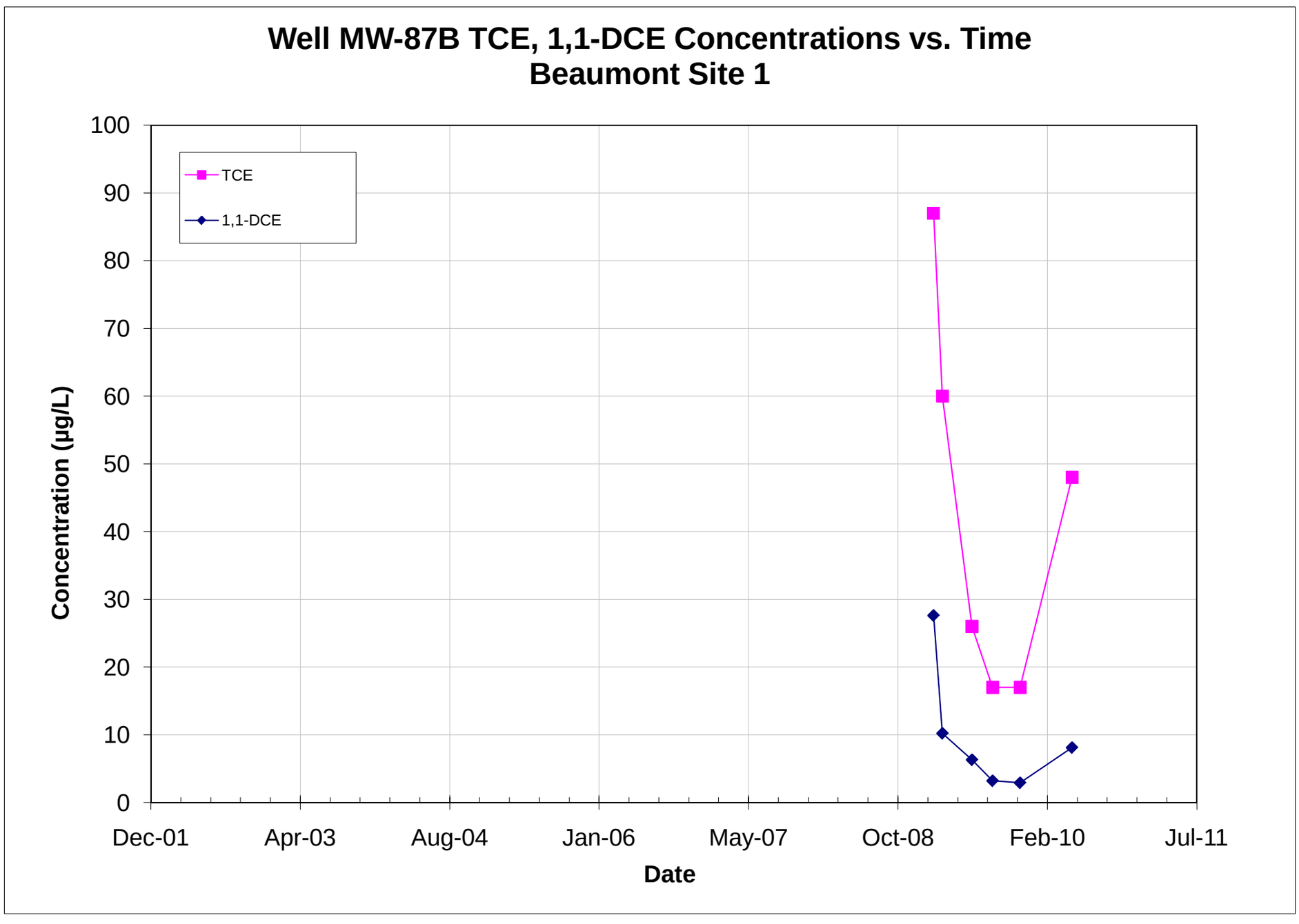

Note: All non-detections are set to zero for graphing purposes.

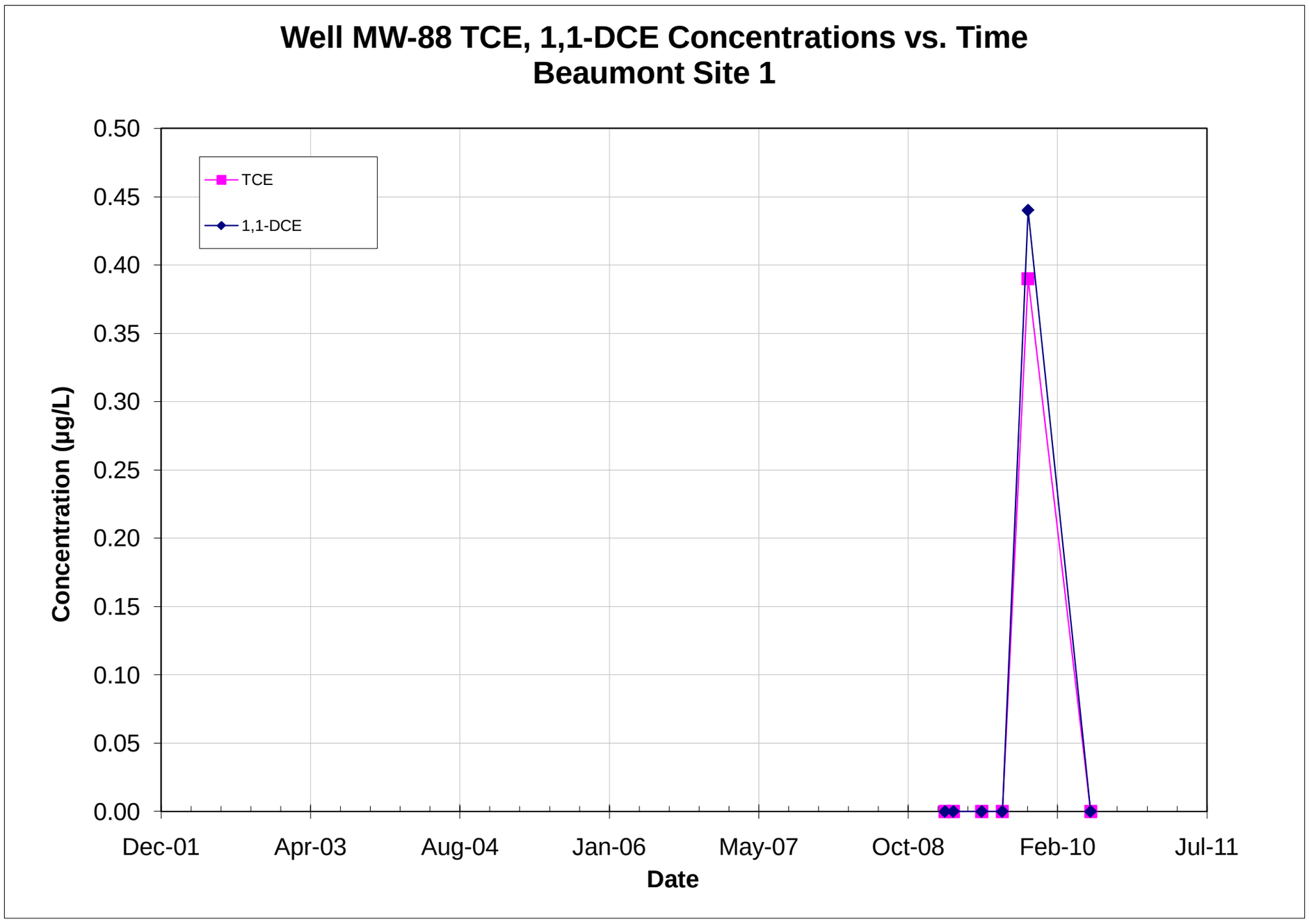

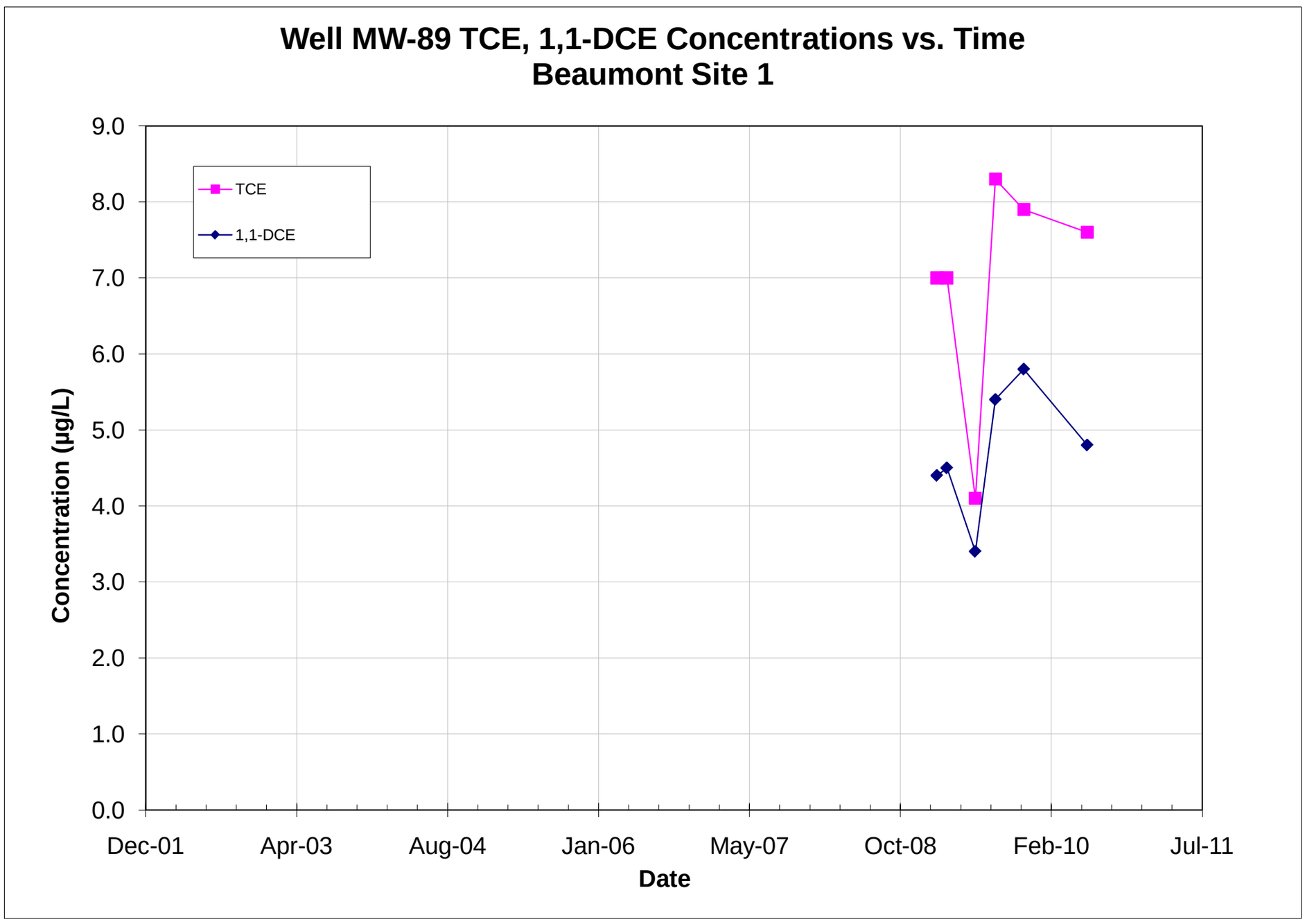

Note: All non-detections are set to zero for graphing purposes.

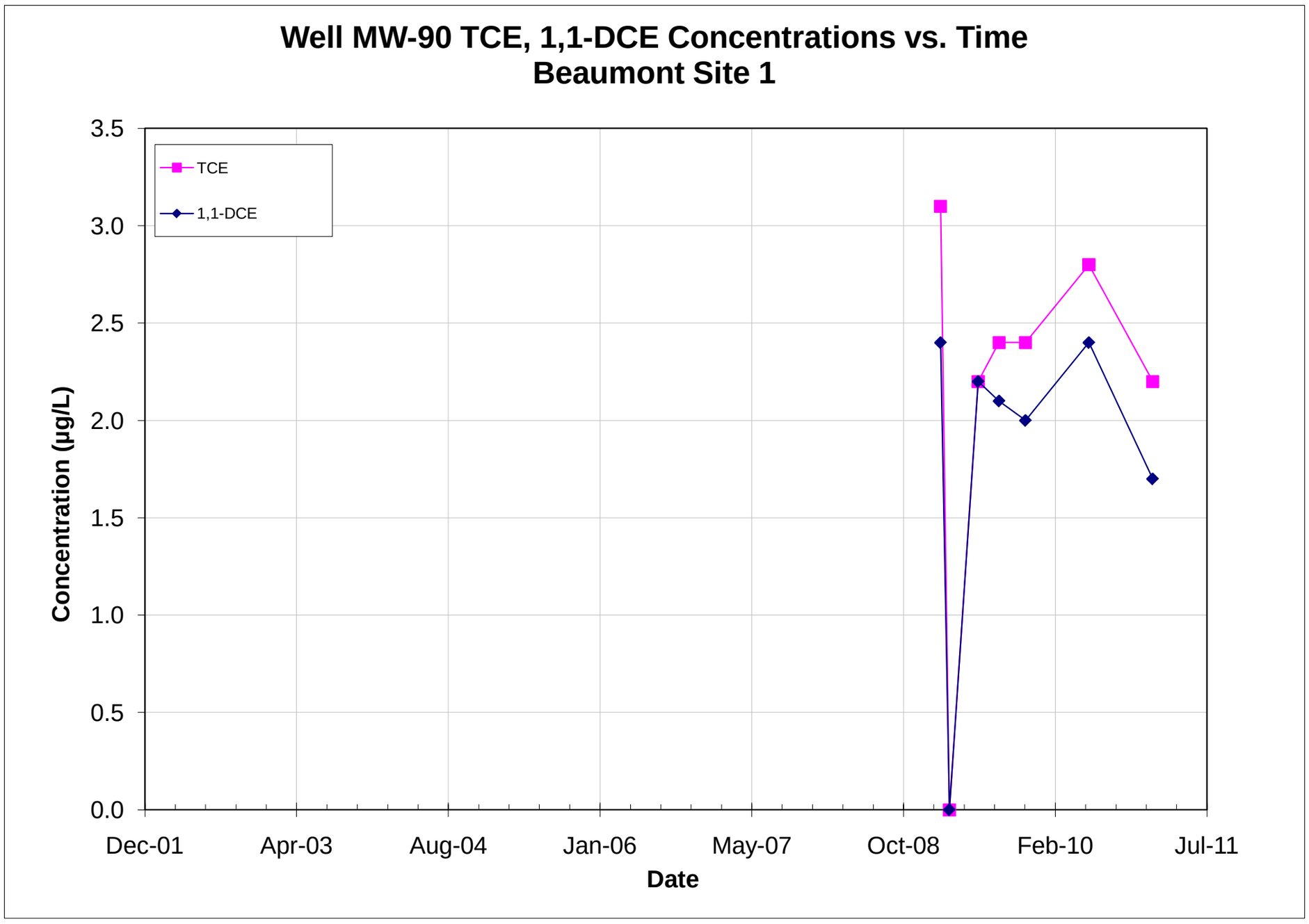

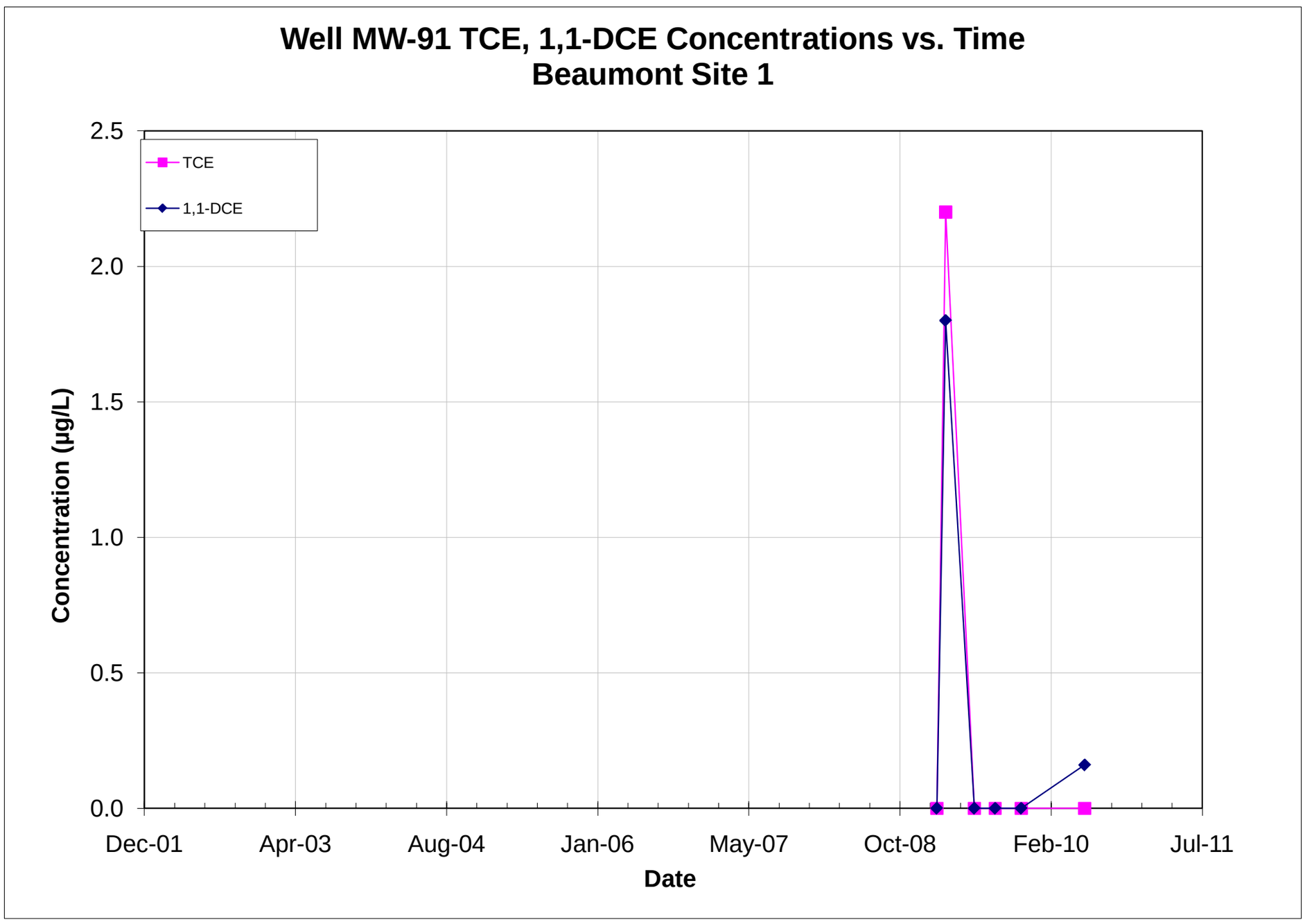

Note: All non-detections are set to zero for graphing purposes.

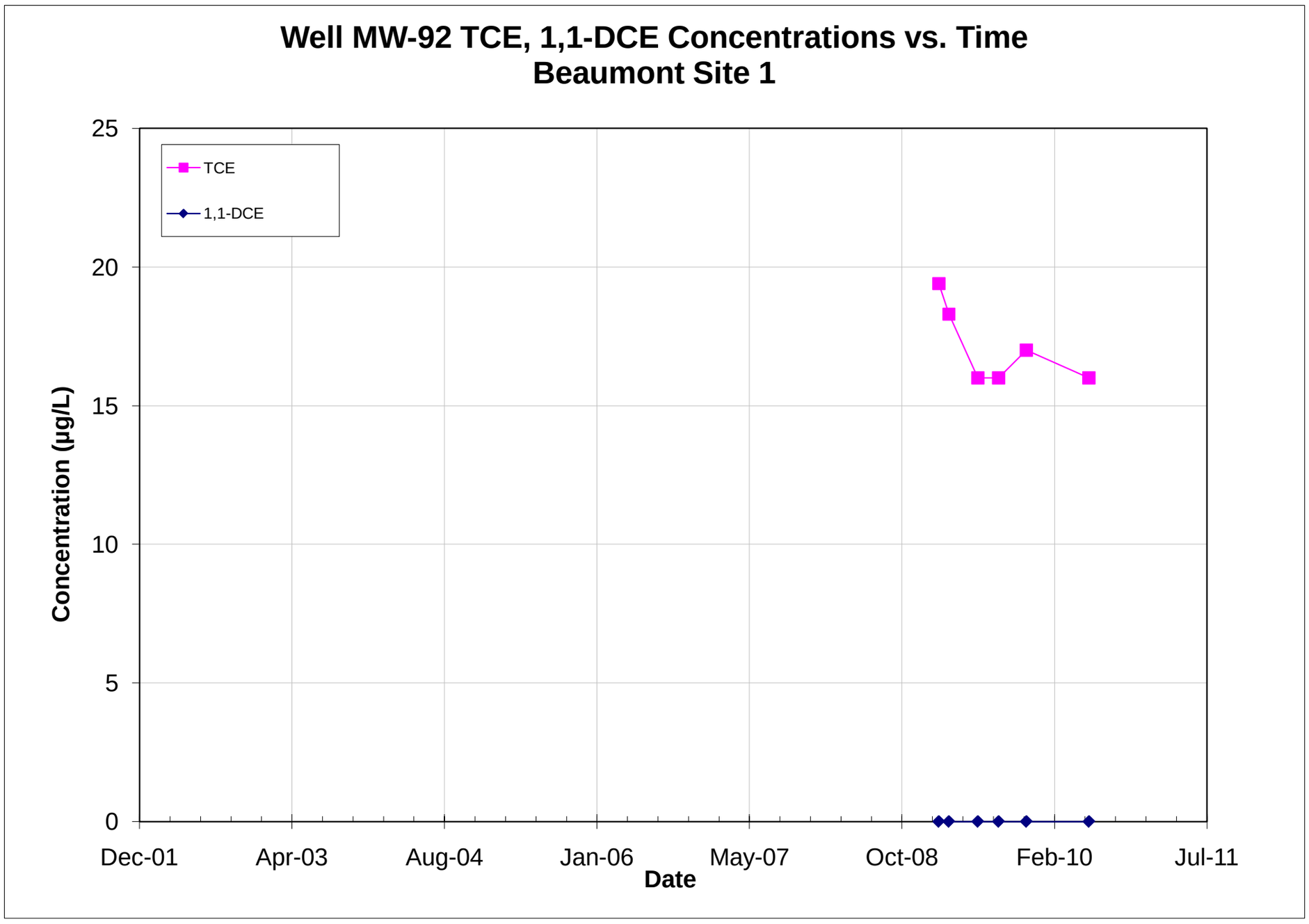

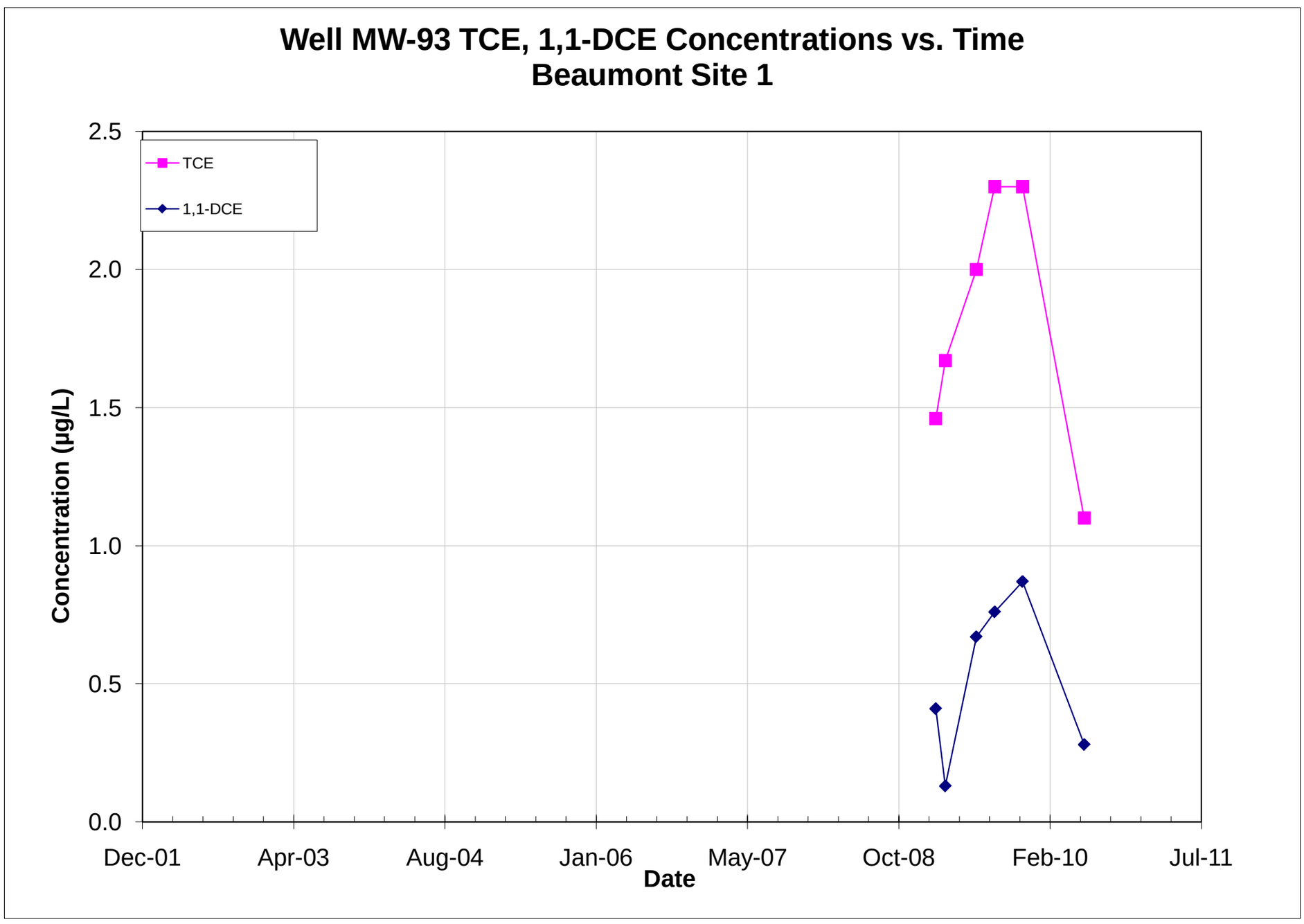

Note: All non-detections are set to zero for graphing purposes.

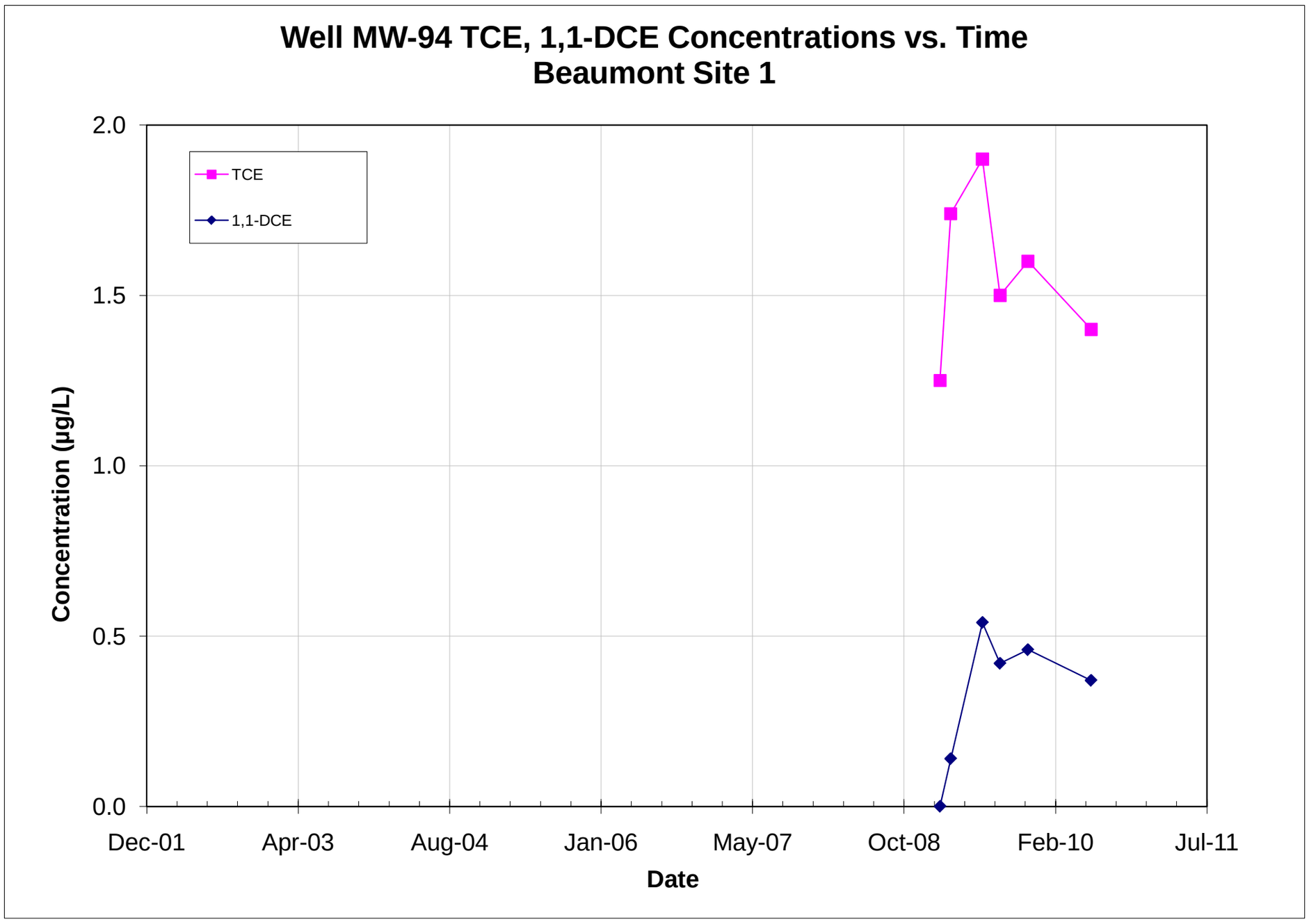

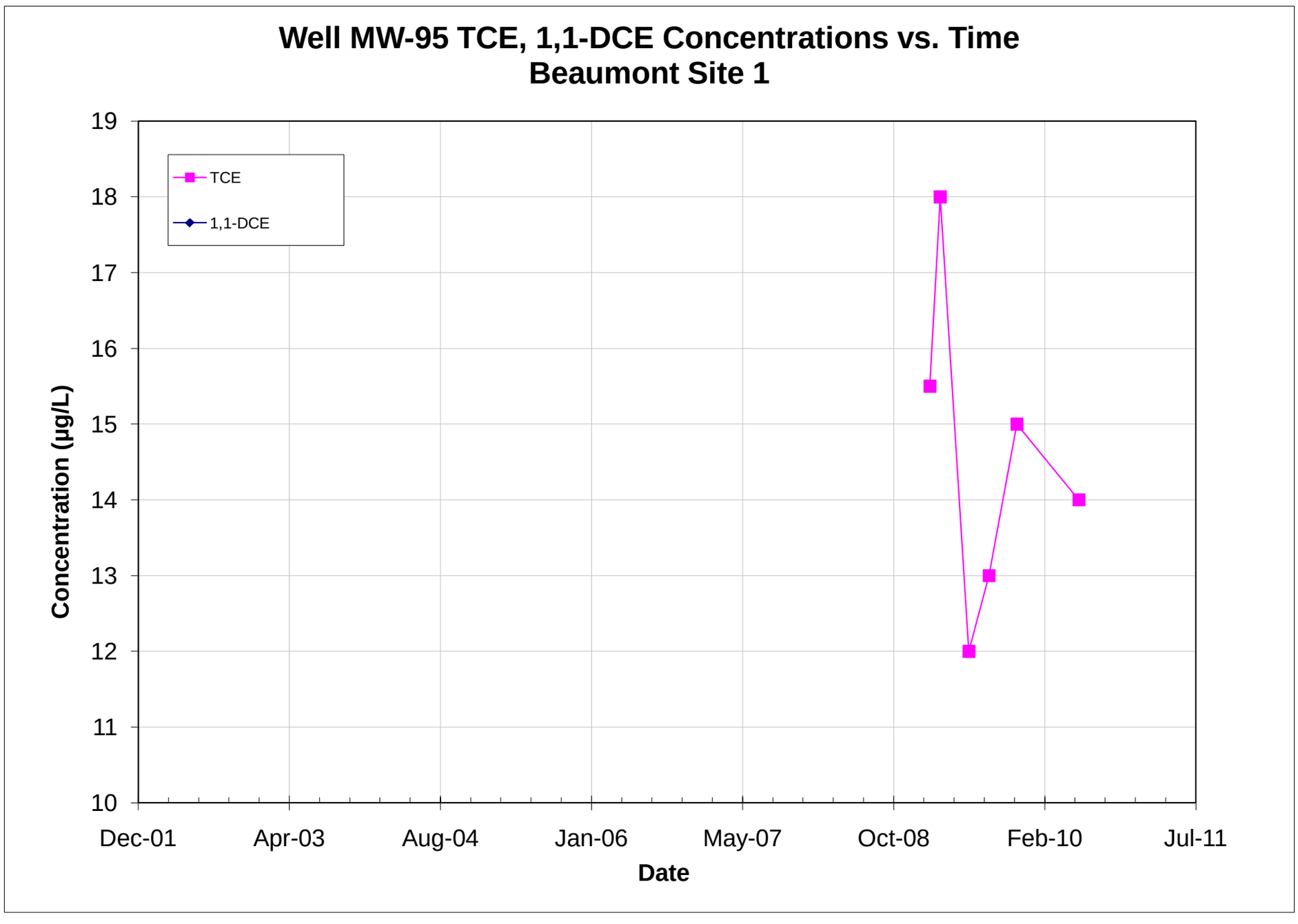

Note: All non-detections are set to zero for graphing purposes.

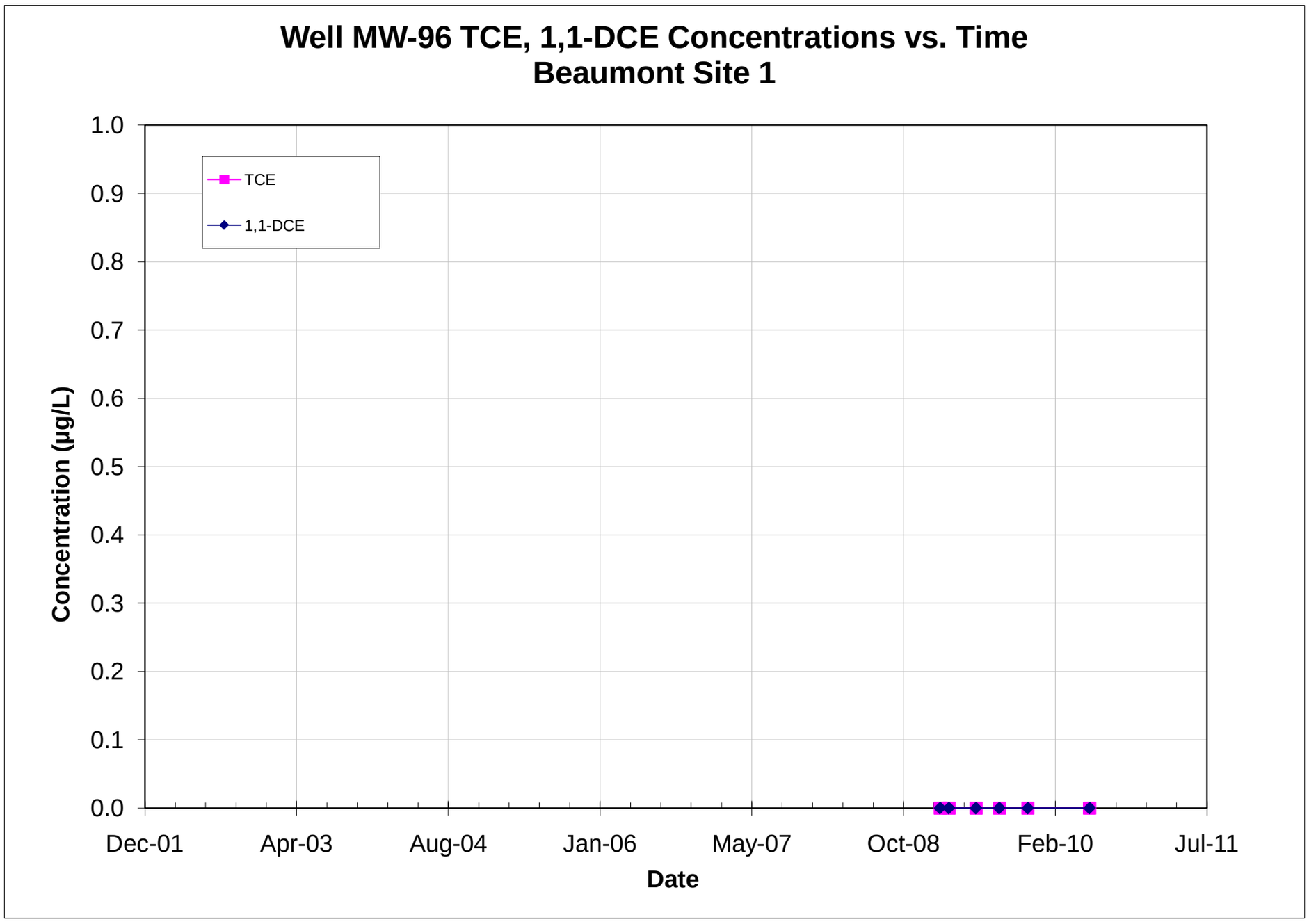

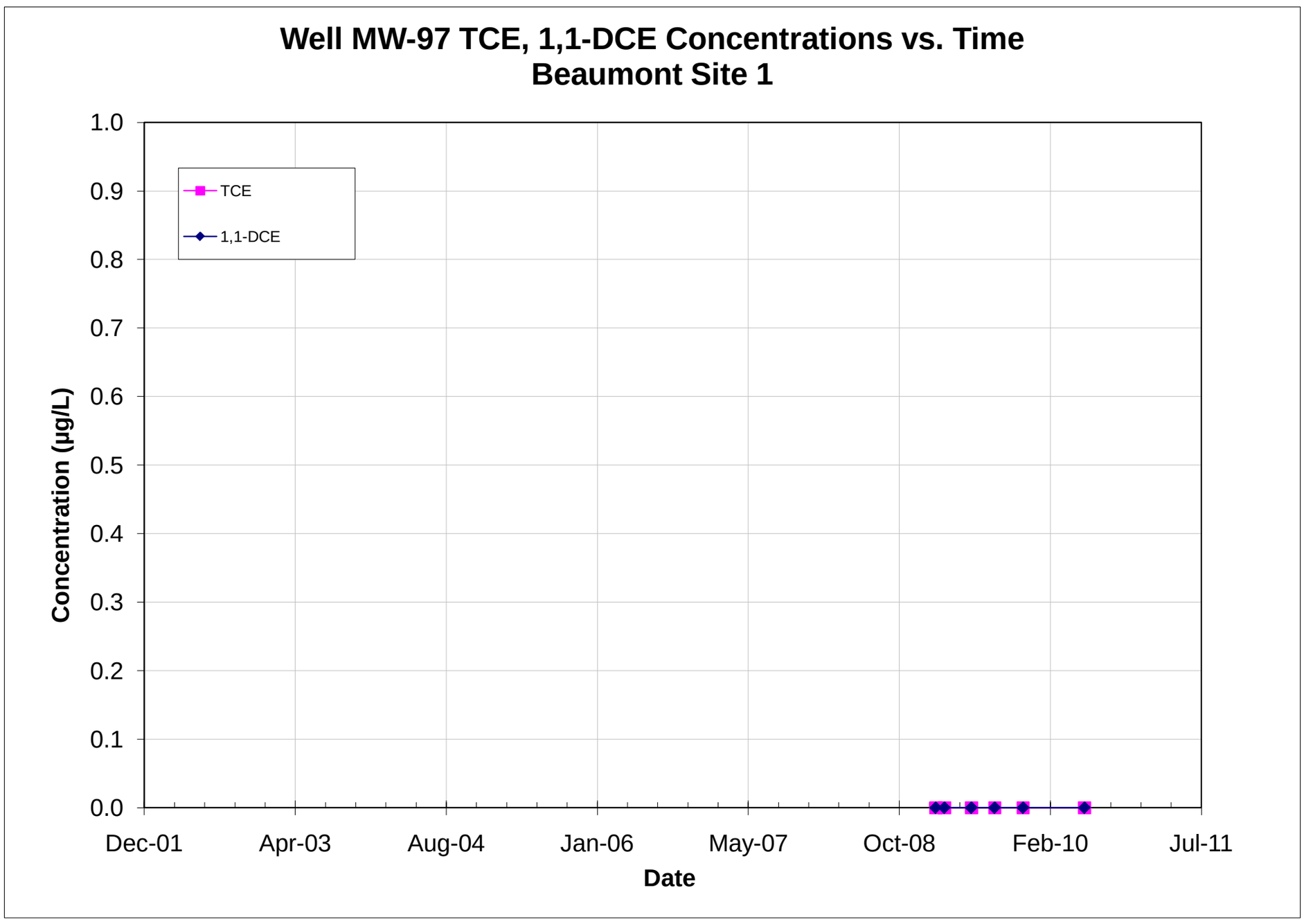

Note: All non-detections are set to zero for graphing purposes.

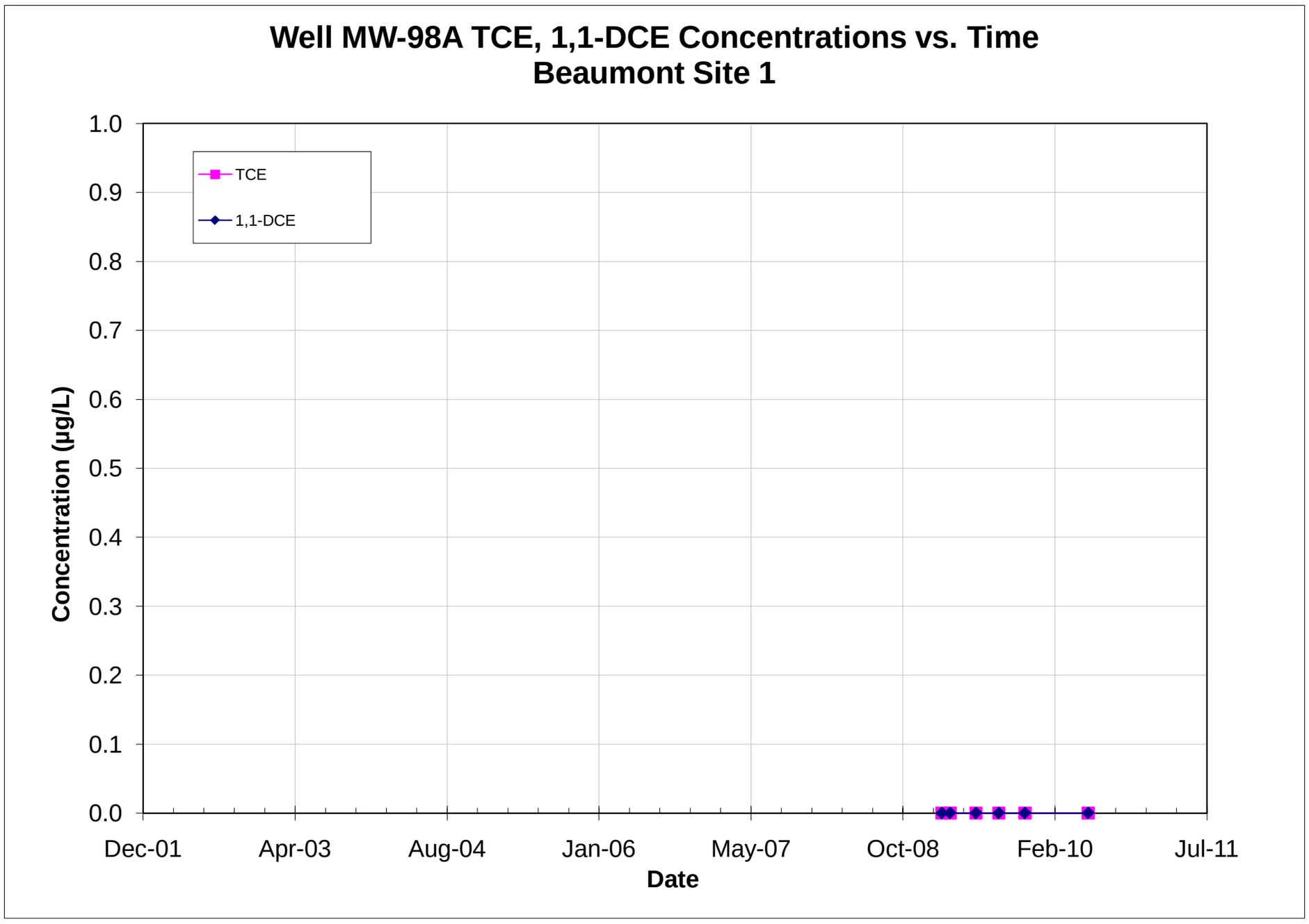

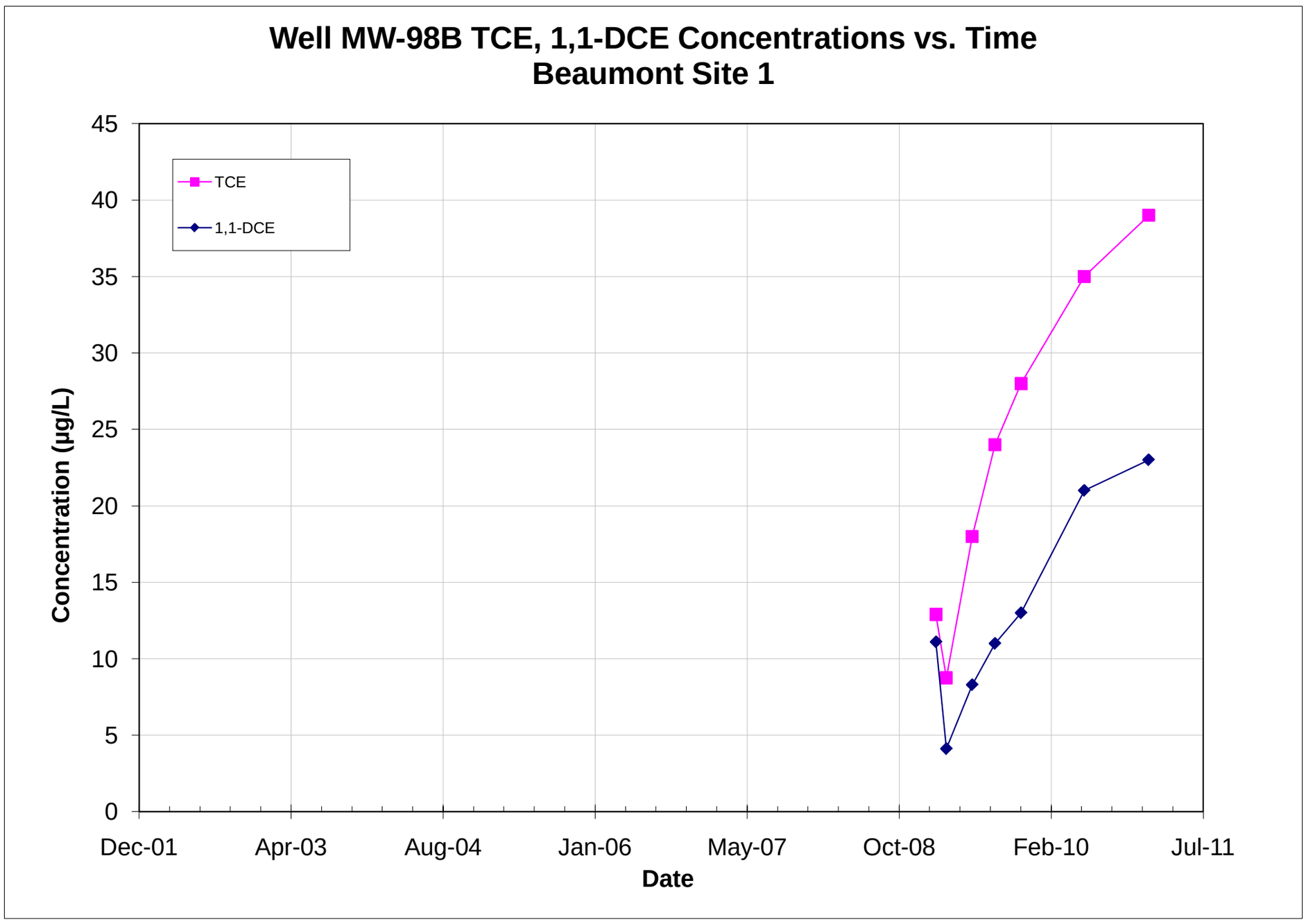

Note: All non-detections are set to zero for graphing purposes.

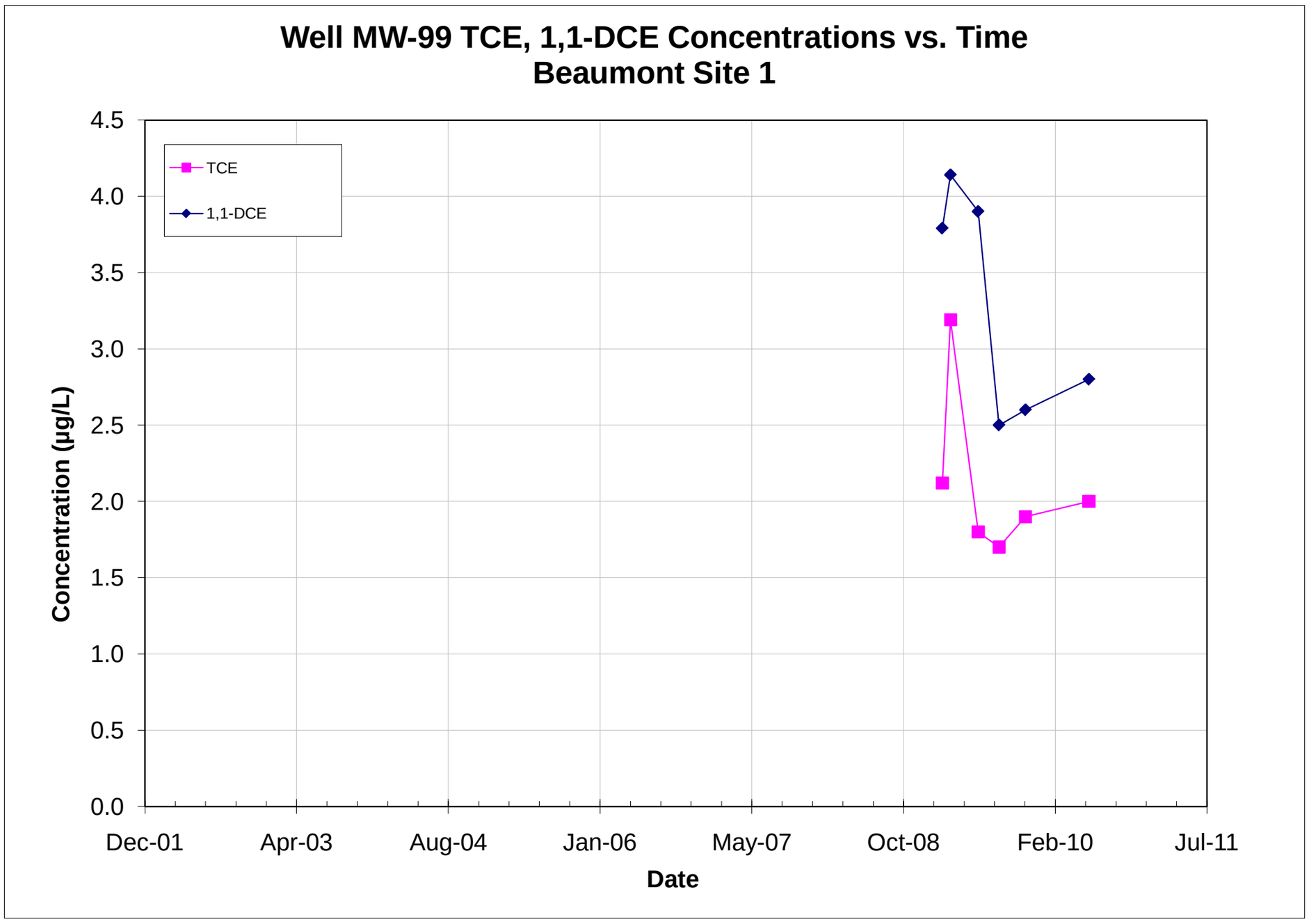

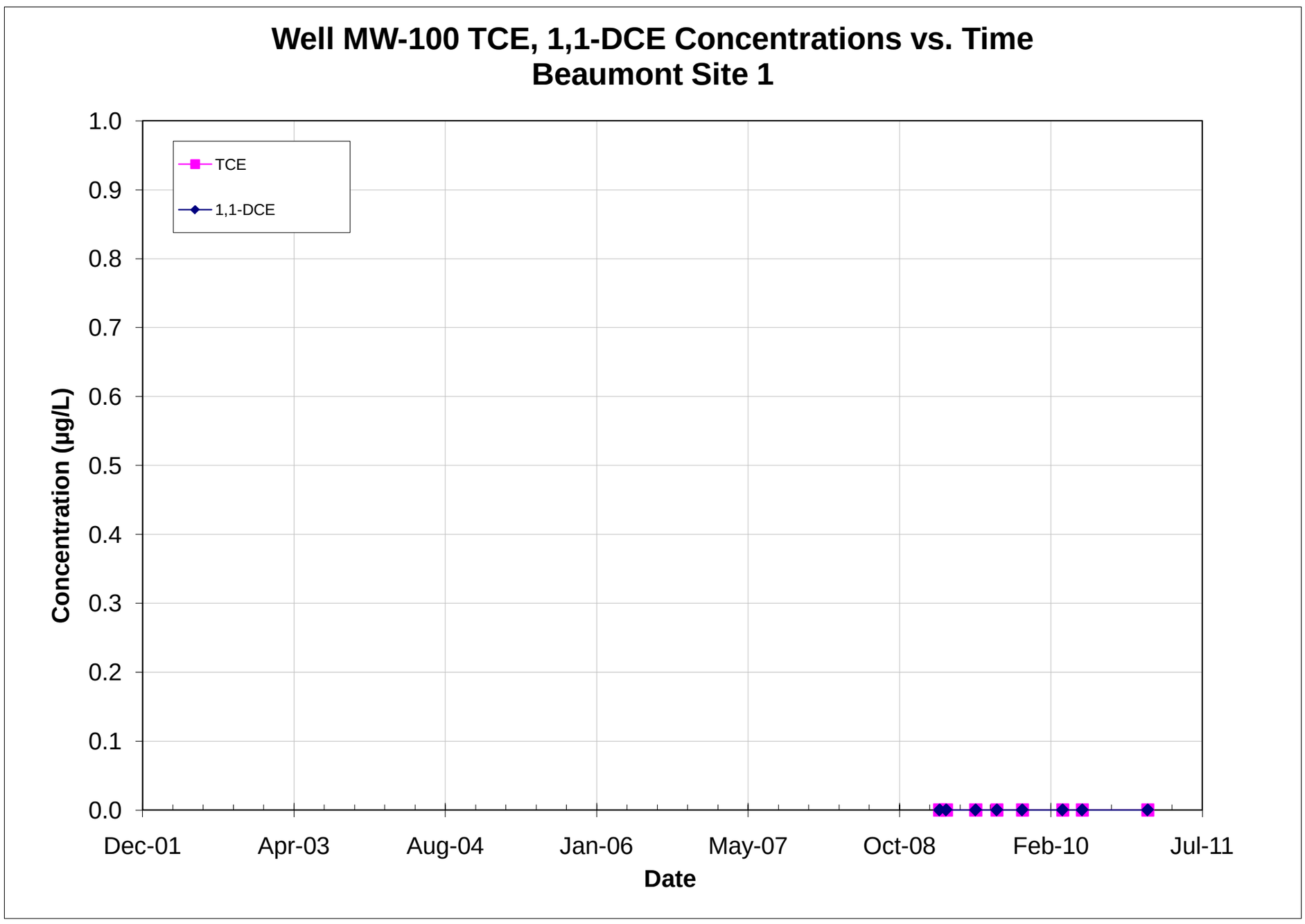

Note: All non-detections are set to zero for graphing purposes.

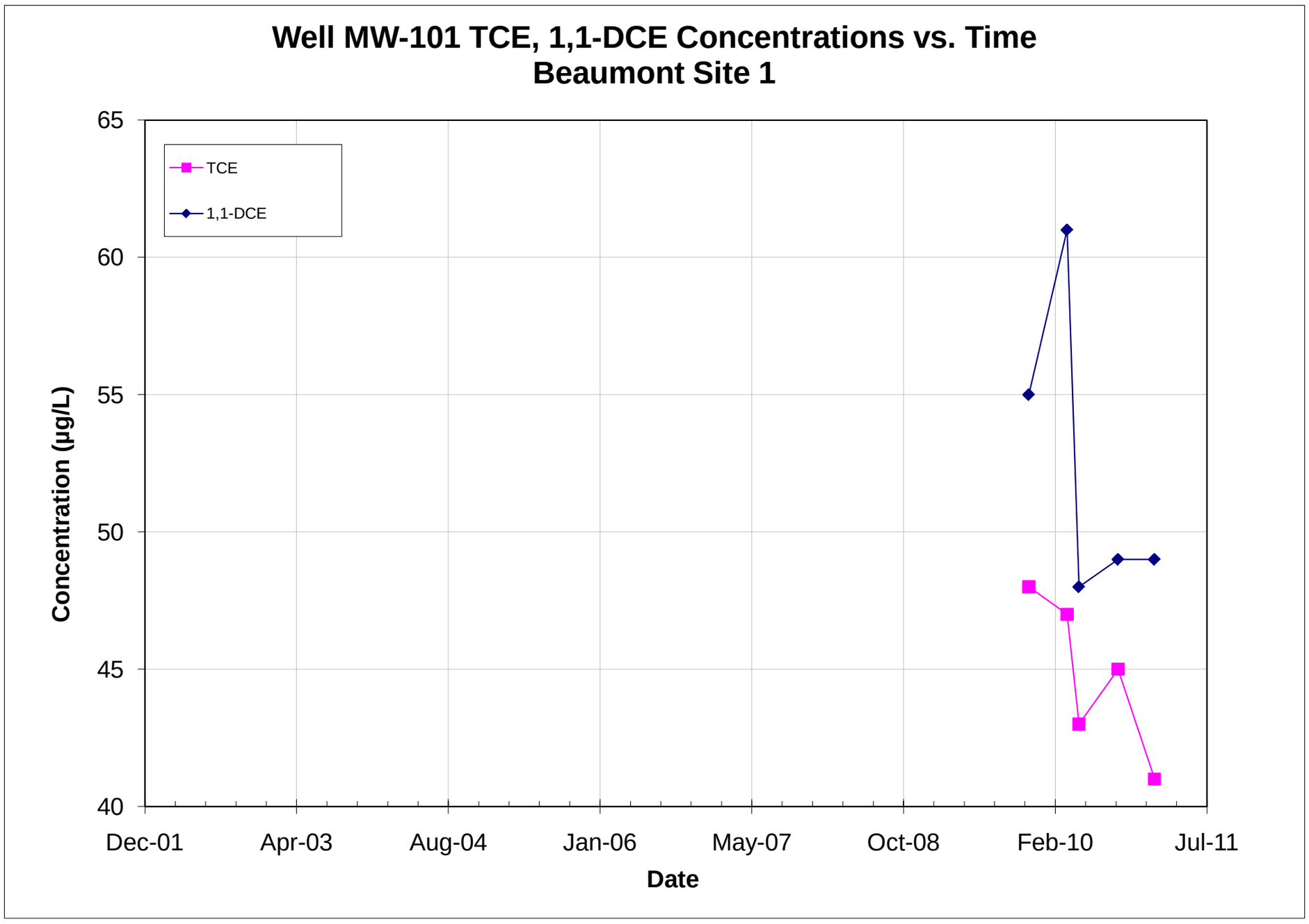

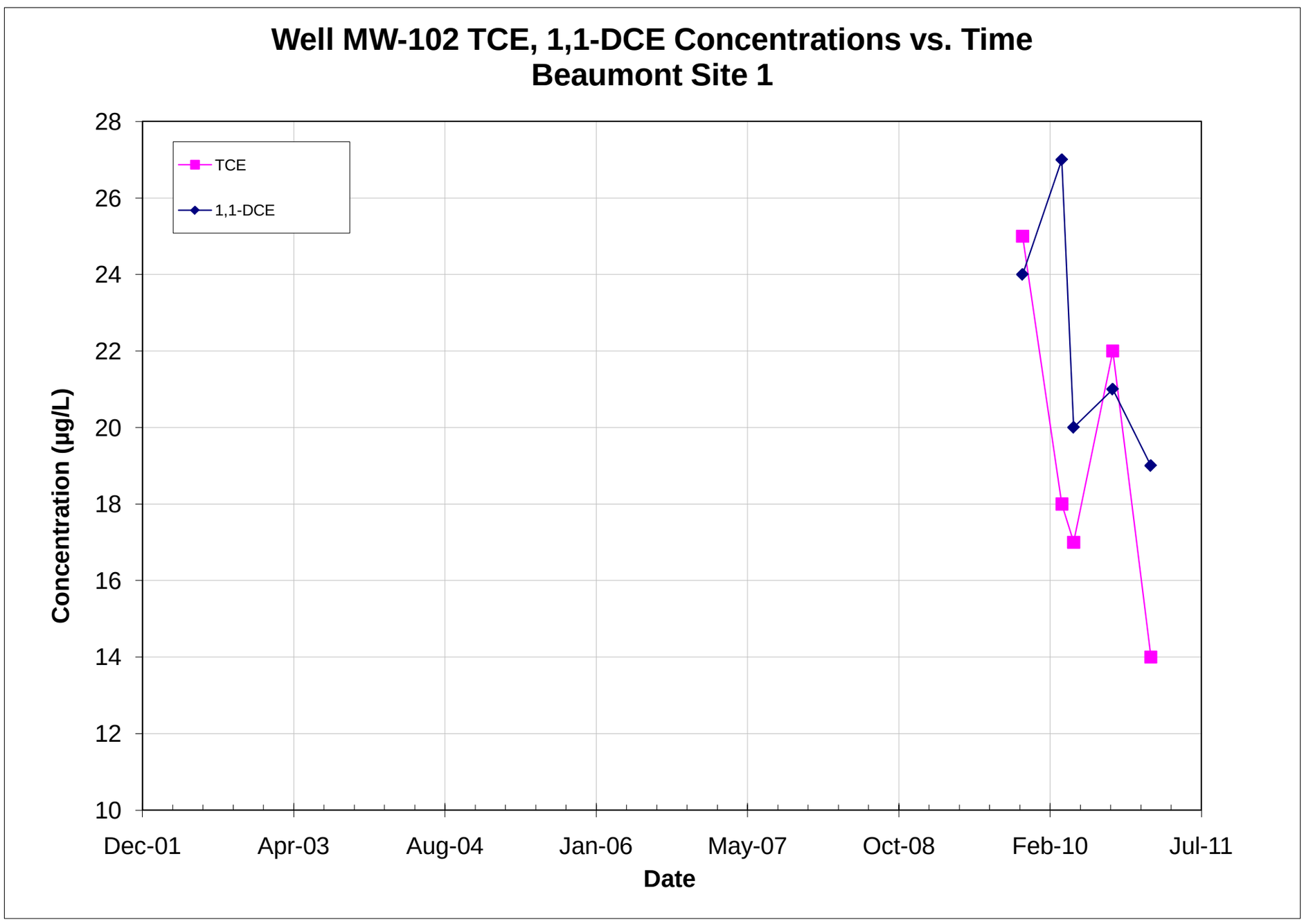

Note: All non-detections are set to zero for graphing purposes.

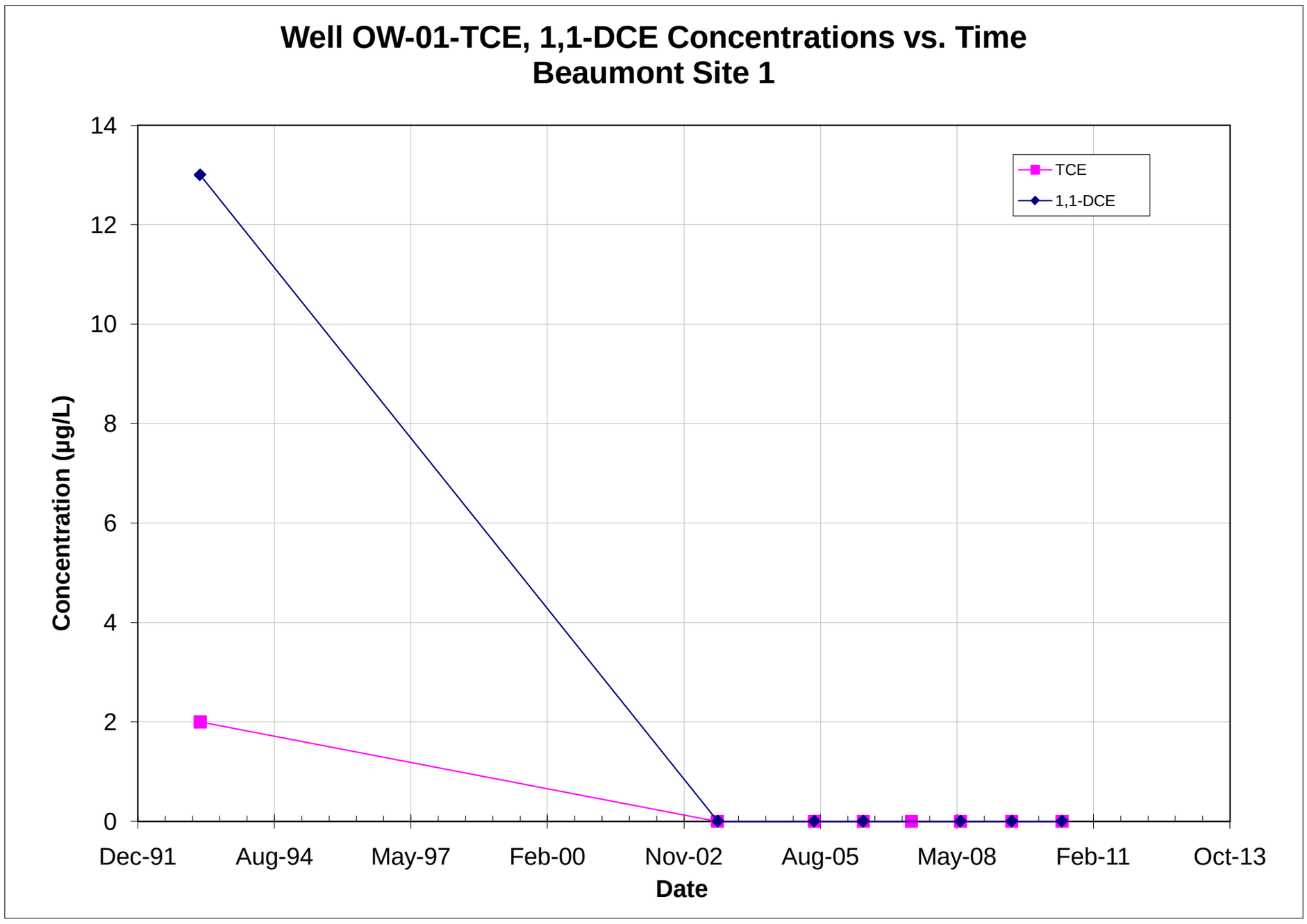

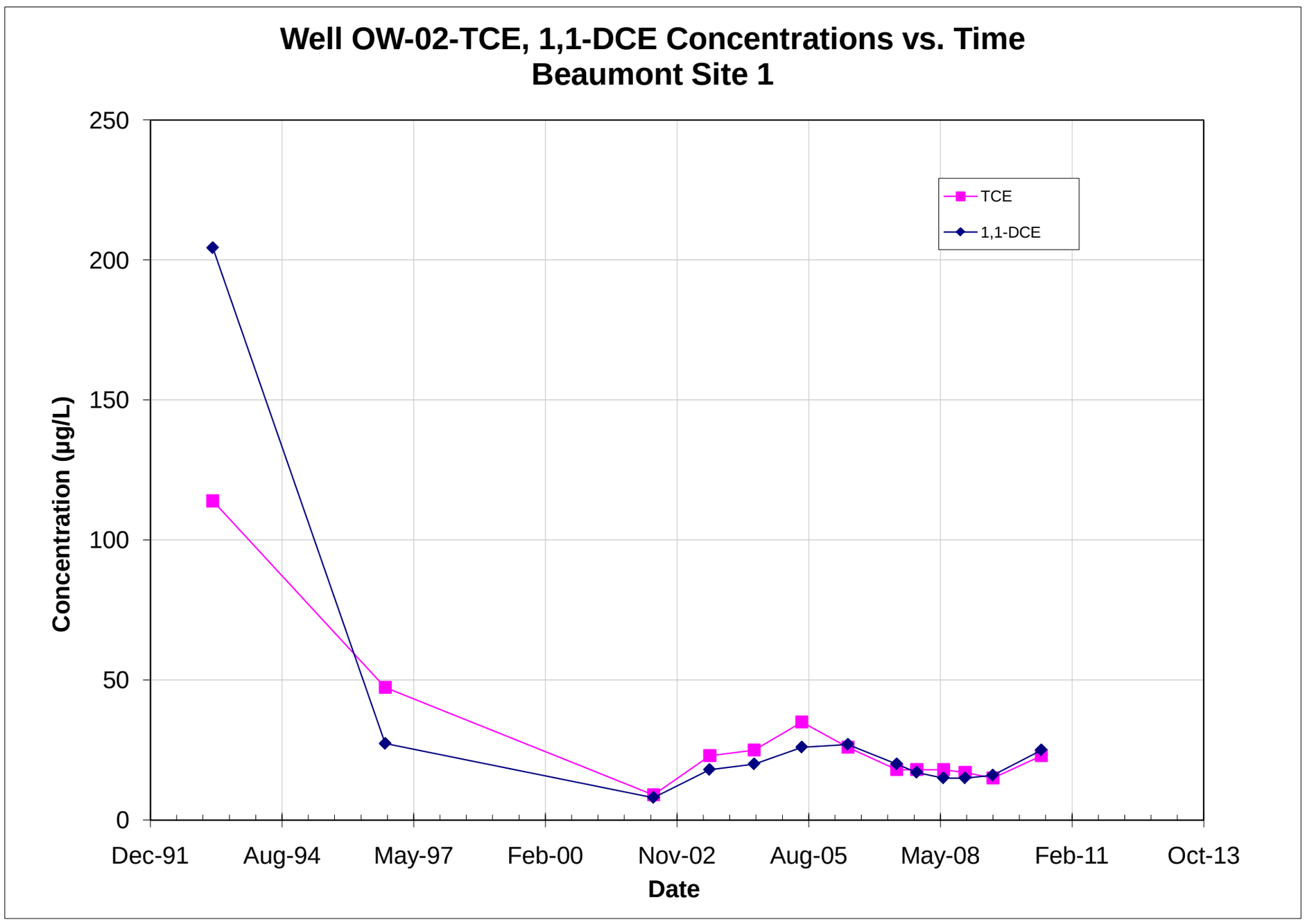

Note: All non-detections are set to zero for graphing purposes.

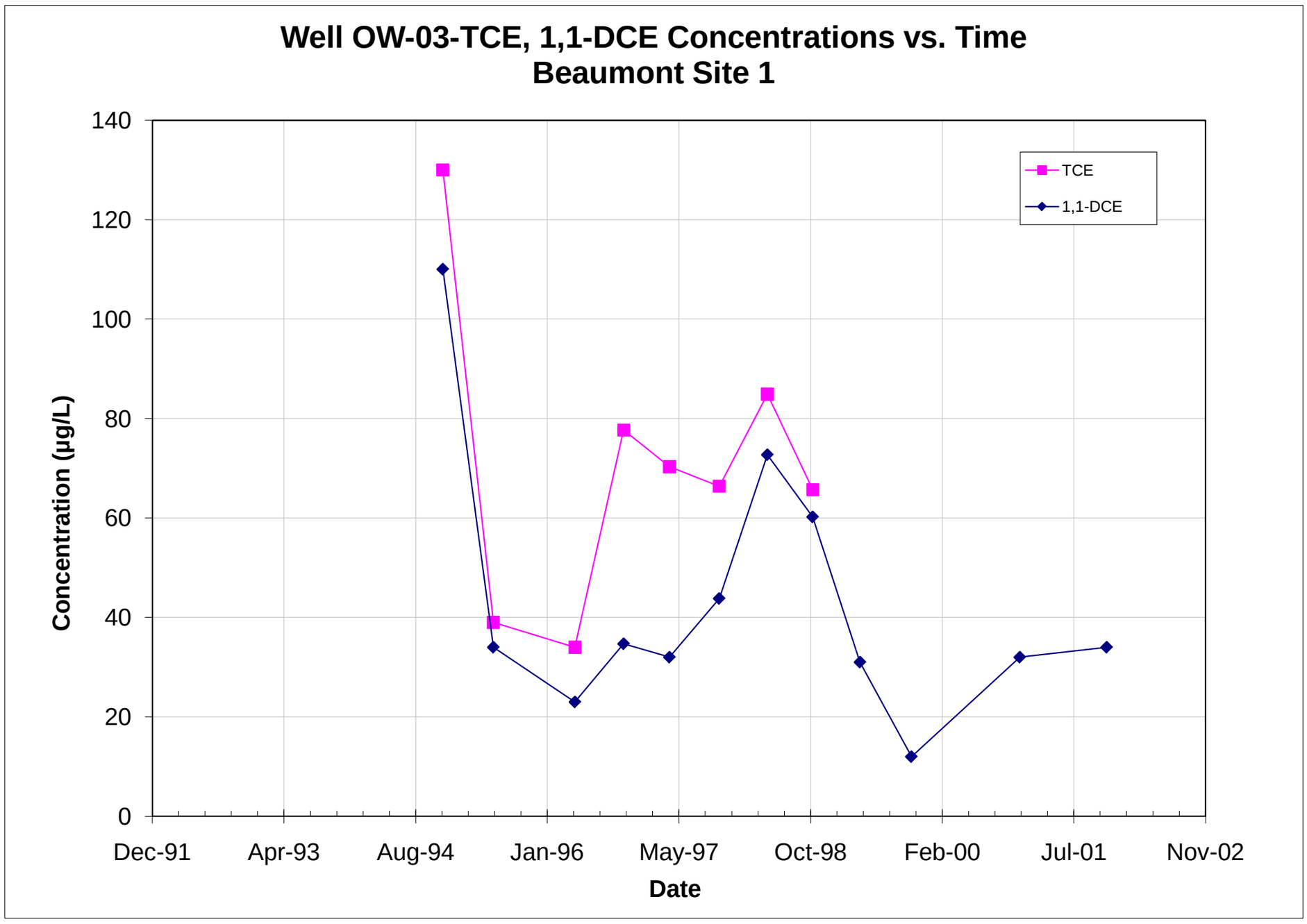

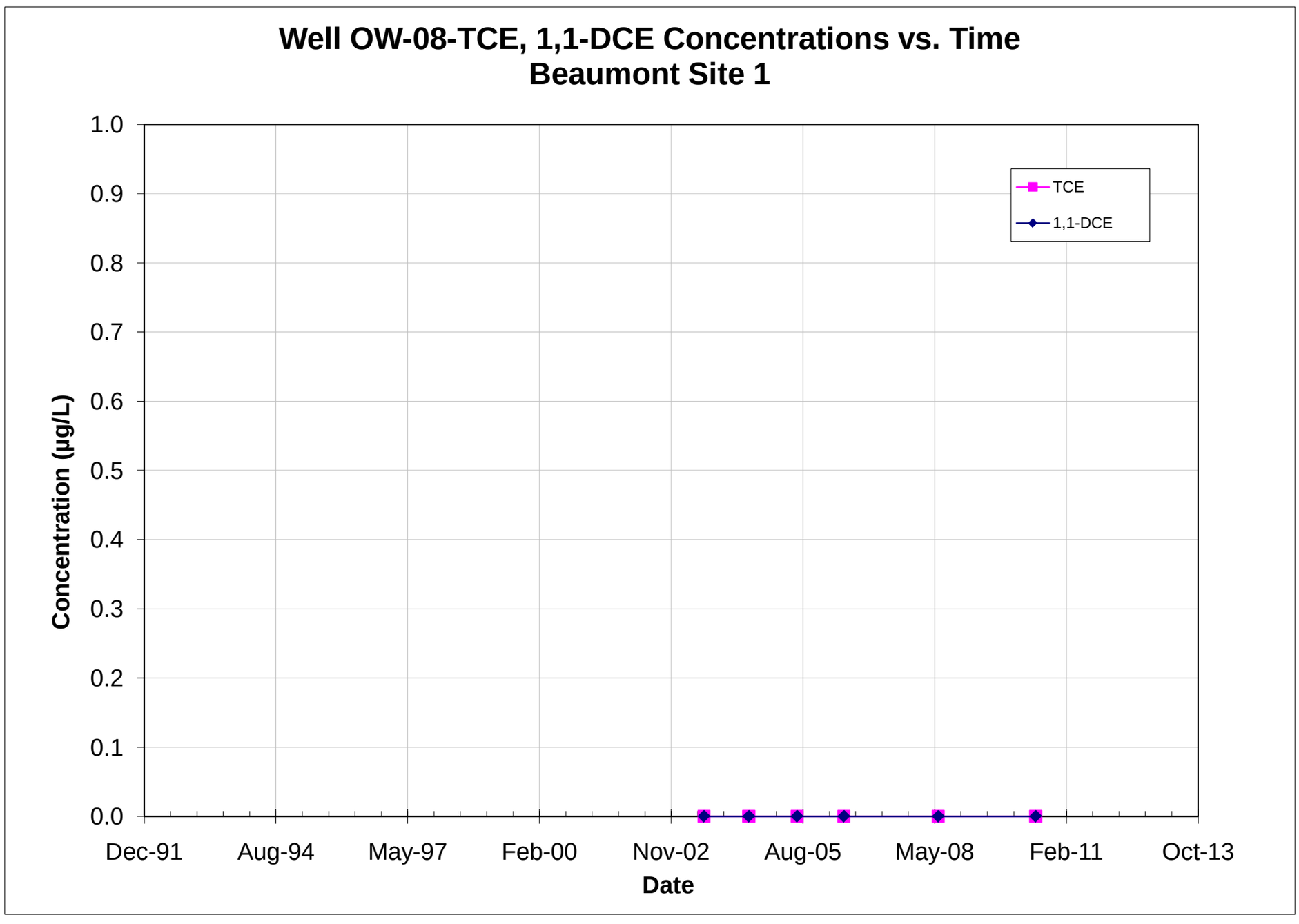

Note: All non-detections are set to zero for graphing purposes.

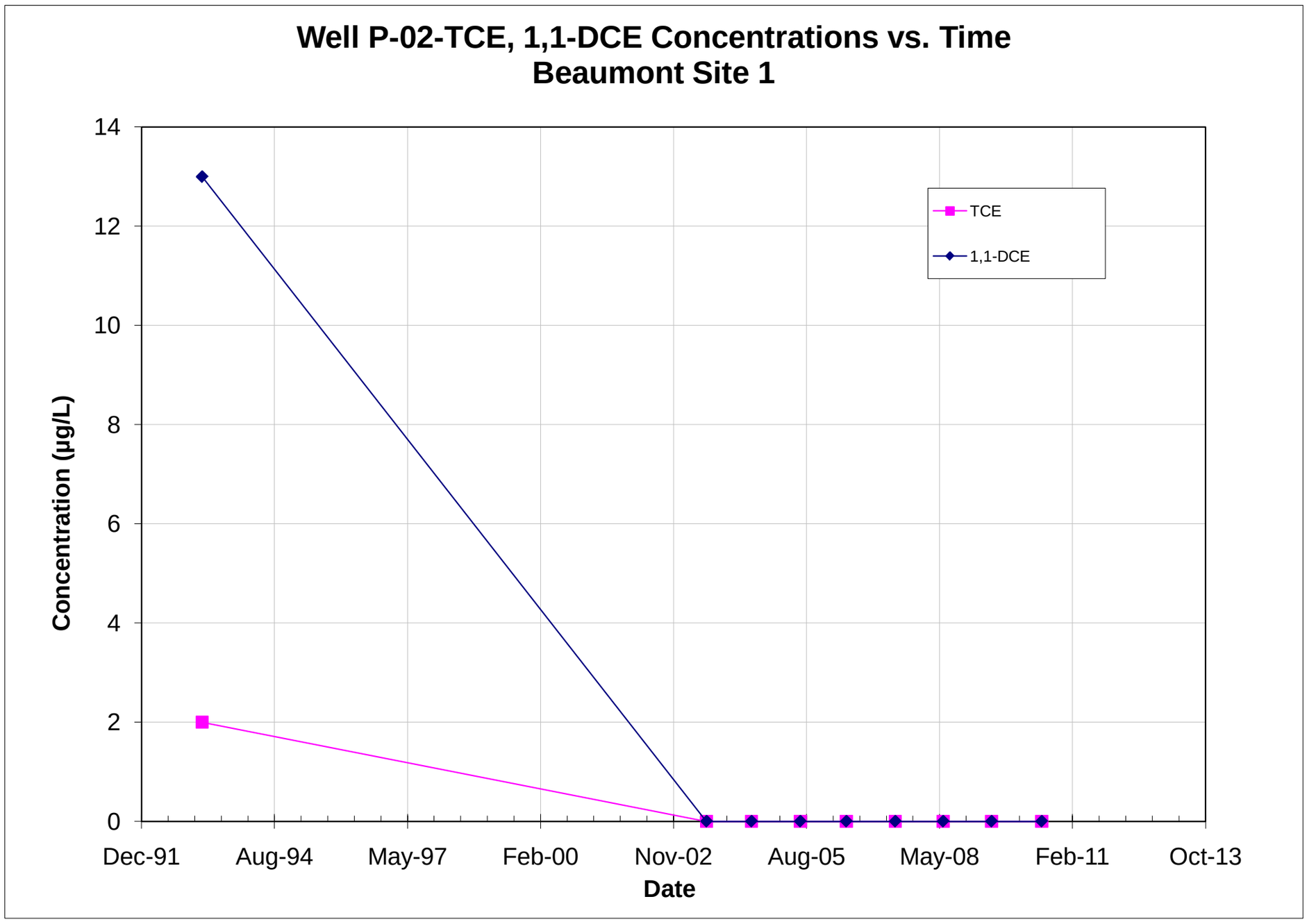

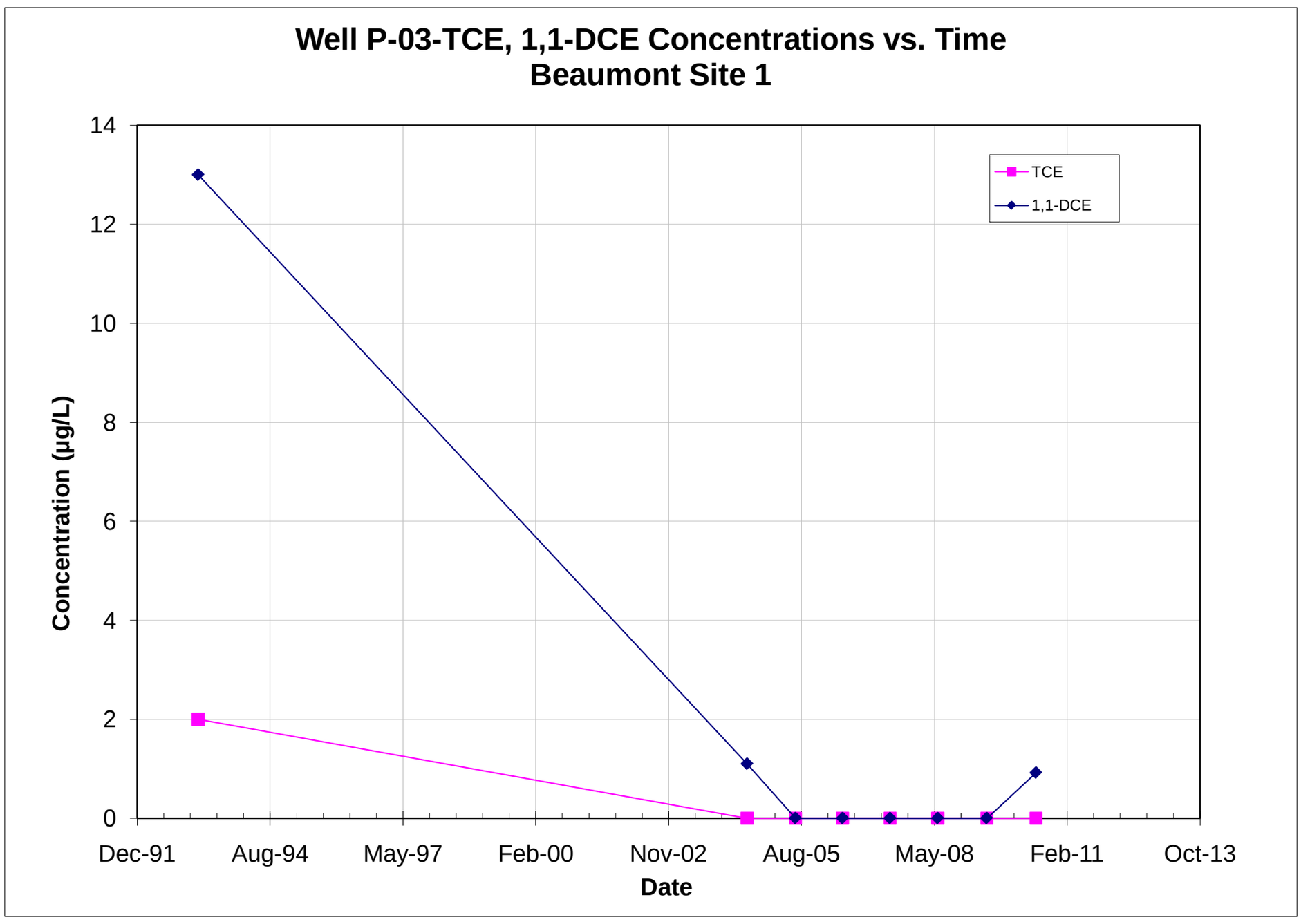

Note: All non-detections are set to zero for graphing purposes.

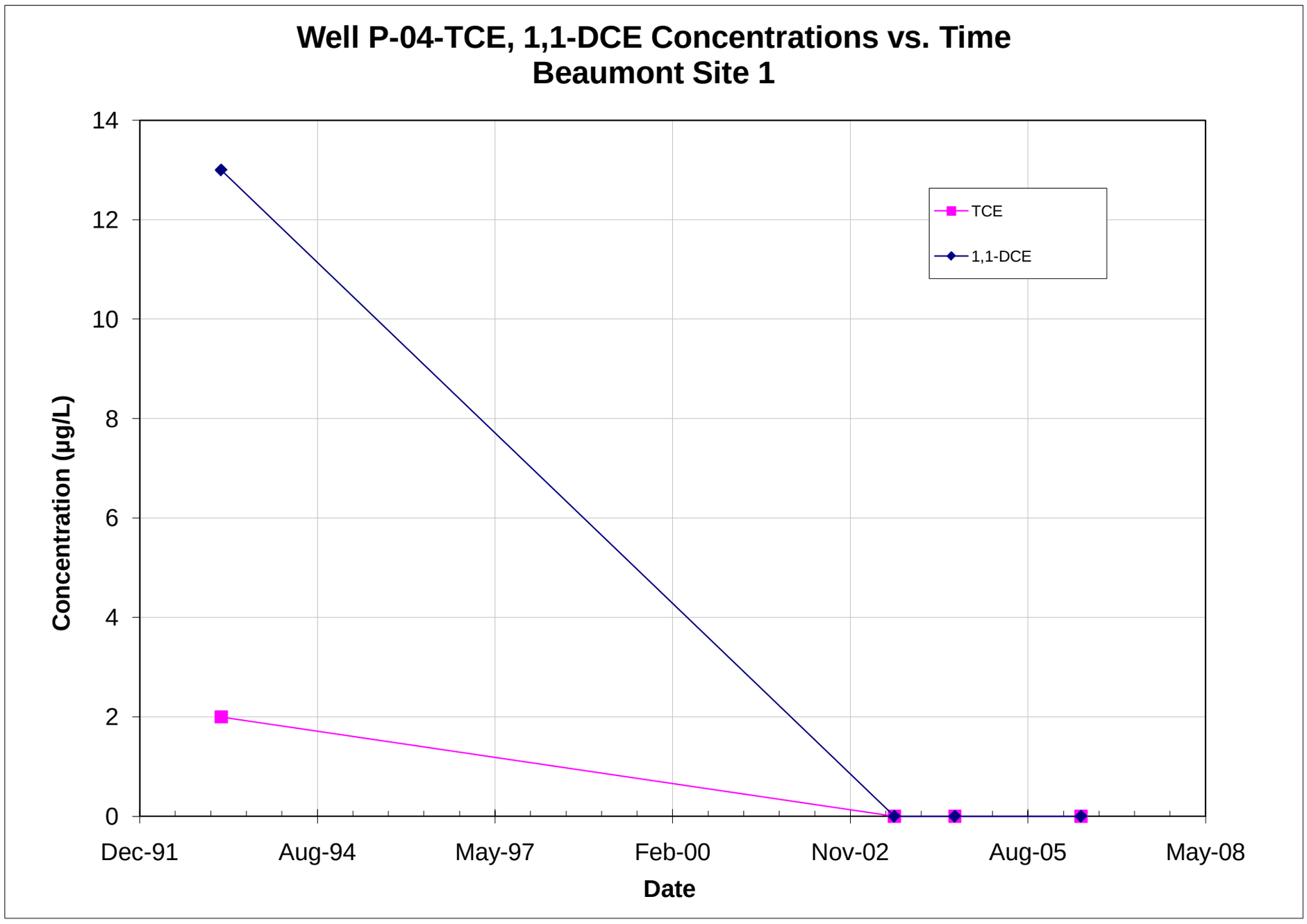

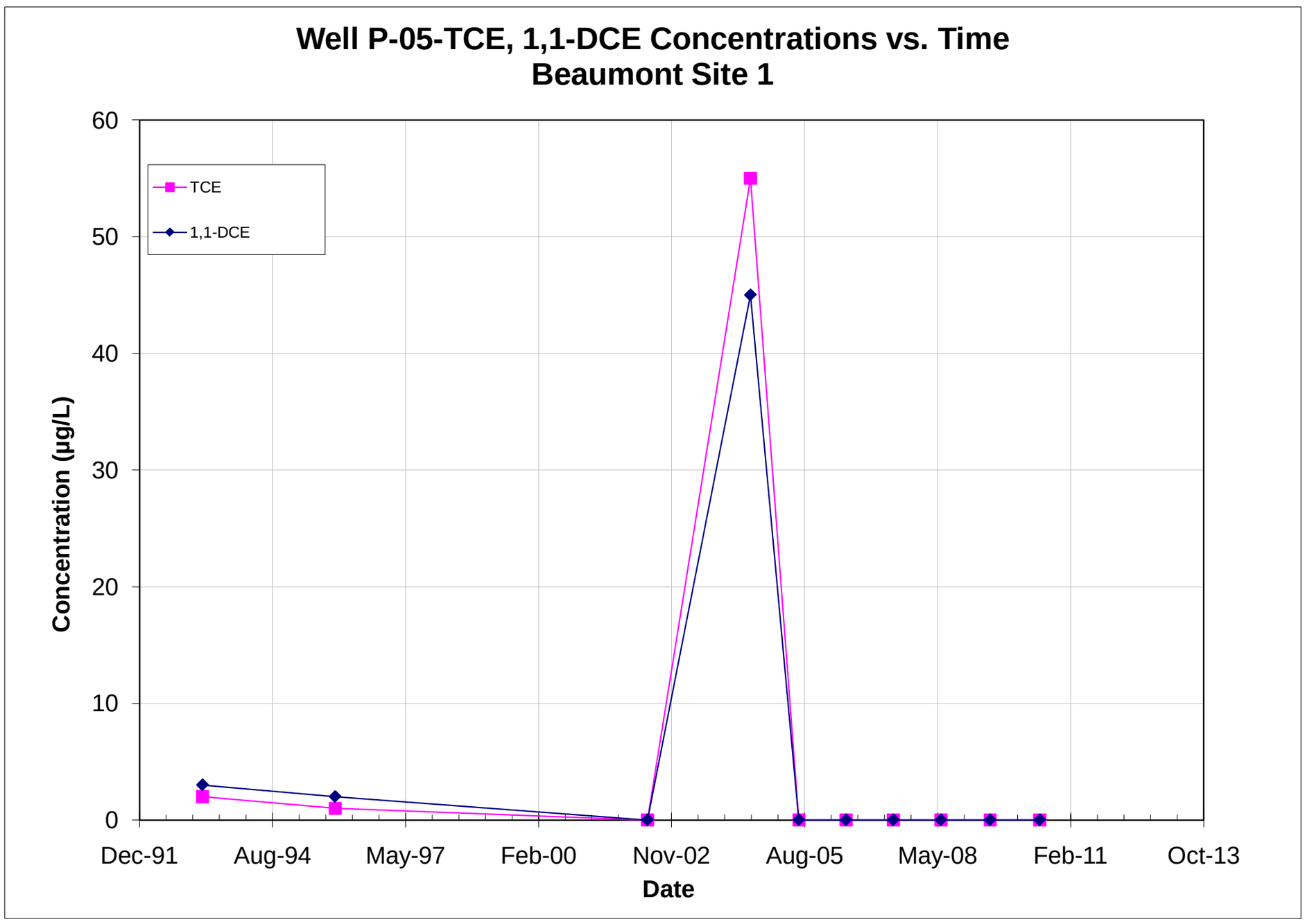

Note: All non-detections are set to zero for graphing purposes.

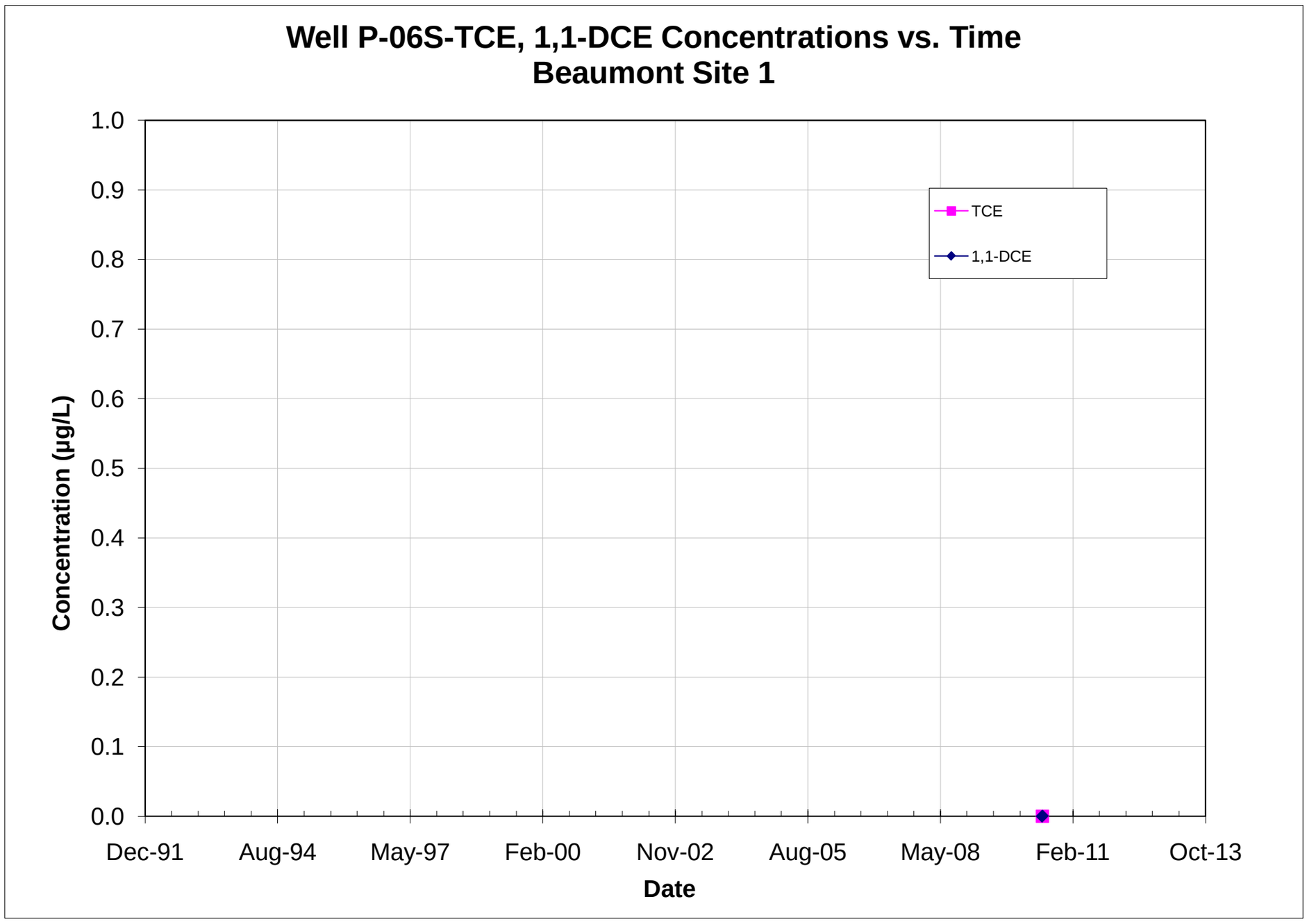

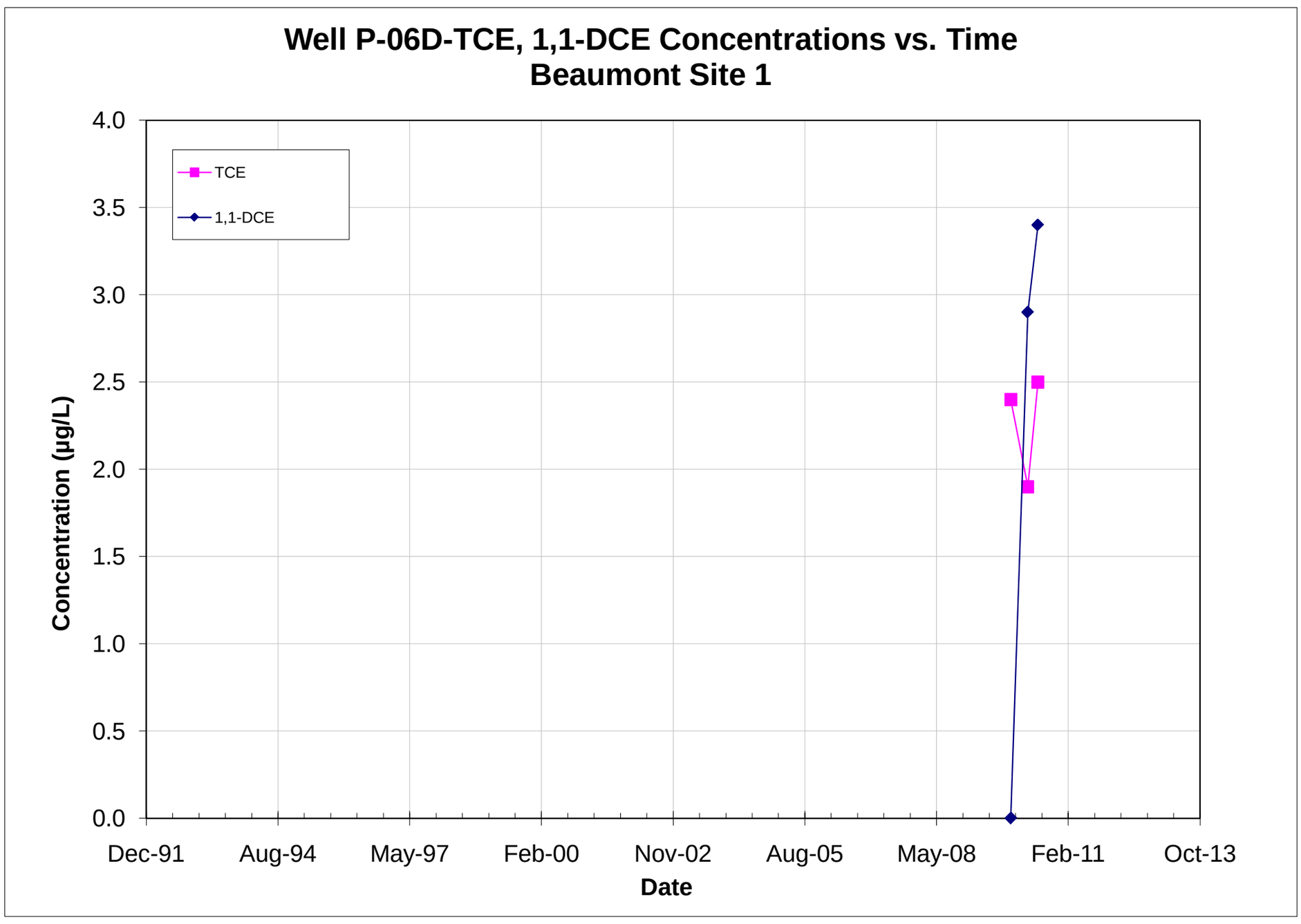

Note: All non-detections are set to zero for graphing purposes.

APPENDIX F HORIZONTAL AND VERTICAL GRADIENTS

Beaumont Site 1
HorizontalGroundwater Gradients

Overall Groundwater Gradient (MW-36 -> BPA -> RMPA -> NPCA -> MCEA -> MW-18)

Date	MW-36 GW Elev.	MW-18 GW Elev.	Horizontal Dist. (feet)	GW Gradient (feet/foot)
Dec-04	2107.72	1989.73	11,193	0.011
Mar-05	2174.42	1986.56	11,193	0.018
Jun-05	2149.37	1985.82	11,193	0.015
Sep-05	2138.23	1984.17	11,193	0.014
Nov-05	2134.41	1983.41	11,193	0.013
Mar-06	2130.46	1983.70	11,193	0.013
May-06	2129.72	1983.66	11,193	0.013
Sep-06	2127.62	1981.57	11,193	0.013
Nov-06	2125.24	1980.96	11,193	0.013
Mar-07	2123.03	1980.75	11,193	0.013
May-07	2121.04	1980.08	11,193	0.013
Sep-07	2119.01	1979.08	11,193	0.013
Nov-07	2118.18	1979.07	11,193	0.012
Feb-08	2125.50	1984.55	11,193	0.013
May-08	2137.24	1984.18	11,193	0.014
Aug-08	2130.41	1982.39	11,193	0.013
Dec-08	2124.54	1981.49	11,193	0.013
Feb-09	2121.60	1984.21	11,193	0.012
May-09	2131.76	1983.02	11,193	0.013
Aug-09	2127.09	1981.09	11,193	0.013
Nov-09	2123.26	1980.16	11,193	0.013
Mar-10	2149.17	1984.19	11,193	0.015
Jun-10	2142.00	1983.44	11,193	0.014
Sep-10	2131.58	1981.19	11,193	0.013
Dec-10	2125.28	1980.39	11,193	0.013

BPA Groundwater Gradient (MW-36 -> MW-2)

Date	MW-36 GW Elev.	MW-2 GW Elev.	Horizontal Dist. (feet)	GW Gradient (feet/foot)
Sep-05	2138.23	2122.23	2,086	0.0077
Nov-05	2134.41	2120.51	2,086	0.0067
Mar-06	2130.46	2118.55	2,086	0.0057
May-06	2129.72	2117.15	2,086	0.0060
Sep-06	2127.62	2115.33	2,086	0.0059
Nov-06	2125.24	2113.78	2,086	0.0055
Mar-07	2123.03	2111.99	2,056	0.0054
May-07	2121.04	2110.64	2,056	0.0051
Sep-07	2119.01	2108.93	2,056	0.0049
Nov-07	2118.18	2108.05	2,056	0.0049
Feb-08	2125.50	2108.43	2,056	0.0083
May-08	2137.24	2109.42	2,056	0.0135
Aug-08	2130.41	2108.30	2,056	0.0108
Dec-08	2124.54	2106.58	2,056	0.0087
Feb-09	2121.60	2105.33	2,056	0.0079
May-09	2131.76	2104.86	2,056	0.0131
Aug-09	2127.09	2103.79	2,056	0.0113
Nov-09	2123.26	2102.78	2,056	0.0100
Mar-10	2149.17	2102.20	2,056	0.0228
Jun-10	2142.00	2102.60	2,056	0.0192
Sep-10	2131.58	2102.04	2,056	0.0144
Dec-10	2125.28	2100.95	2,056	0.0118

Beaumont Site 1
HorizontalGroundwater Gradients

RMPA Groundwater Gradient (MW-2 -> MW-5)

Date	MW-2 GW Elev.	MW-5 GW Elev.	Horizontal Dist. (feet)	GW Gradient (feet/foot)
Sep-05	2122.23	2107.88	2,436	0.0059
Nov-05	2120.51	2107.99	2,436	0.0051
Mar-06	2118.55	2107.90	2,436	0.0044
May-06	2117.15	2107.60	2,436	0.0039
Sep-06	2115.33	2106.60	2,436	0.0036
Nov-06	2113.78	2105.79	2,436	0.0033
Mar-07	2111.99	2105.34	2,436	0.0027
May-07	2110.64	2104.49	2,436	0.0025
Sep-07	2108.93	2103.35	2,436	0.0023
Nov-07	2108.05	2102.75	2,436	0.0022
Feb-08	2108.43	2102.61	2,436	0.0024
May-08	2109.42	2103.03	2,436	0.0026
Aug-08	2108.30	2102.34	2,436	0.0024
Dec-08	2106.58	2101.42	2,436	0.0021
Feb-09	2105.33	2100.78	2,436	0.0019
May-09	2104.86	2100.43	2,436	0.0018
Aug-09	2103.79	2099.62	2,436	0.0017
Nov-09	2102.78	2098.97	2,436	0.0016
Mar-10	2102.20	2098.47	2,436	0.0015
Jun-10	2102.60	2098.50	2,436	0.0017
Sep-10	2102.04	2098.09	2,436	0.0016
Dec-10	2100.95	2097.49	2,436	0.0014

NPCA Groundwater Gradient (MW-5 -> MW-46)

Date	MW-5 GW Elev.	MW-46 GW Elev.	Horizontal Dist. (feet)	GW Gradient (feet/foot)
Sep-05	2107.88	2028.35	3,655	0.022
Nov-05	2107.99	2025.76	3,655	0.022
Mar-06	2107.90	2024.85	3,655	0.023
May-06	2107.60	2026.05	3,655	0.022
Sep-06	2106.60	2023.56	3,655	0.023
Nov-06	2105.79	2021.78	3,655	0.023
Mar-07	2105.34	2021.24	3,655	0.023
May-07	2104.49	2021.14	3,655	0.023
Sep-07	2103.35	2020.49	3,655	0.023
Nov-07	2102.75	2020.23	3,655	0.023
Feb-08	2102.61	2024.62	3,655	0.021
May-08	2103.03	2026.11	3,655	0.021
Aug-08	2102.34	2023.63	3,655	0.022
Dec-08	2101.42	2020.89	3,655	0.022
Feb-09	2100.78	2023.89	3,655	0.021
May-09	2100.43	2023.97	3,655	0.021
Aug-09	2099.62	2021.87	3,655	0.021
Nov-09	2098.97	2020.18	3,655	0.022
Mar-10	2098.47	2025.47	3,655	0.020
Jun-10	2098.50	2025.20	3,655	0.020
Sep-10	2098.09	2022.50	3,655	0.021
Dec-10	2097.49	2020.11	3,655	0.021

Beaumont Site 1
HorizontalGroundwater Gradients

MCEA Groundwater Gradient (MW-46 -> MW-18)

Date	MW-46 GW Elev.	MW-18 GW Elev.	Horizontal Dist. (feet)	GW Gradient (feet/foot)
Sep-05	2028.35	1984.17	3,128	0.014
Nov-05	2025.76	1983.41	3,128	0.014
Mar-06	2024.85	1983.70	3,128	0.013
May-06	2026.05	1983.66	3,128	0.014
Sep-06	2023.56	1981.57	3,128	0.013
Nov-06	2021.78	1980.96	3,128	0.013
Mar-07	2021.24	1980.75	3,046	0.013
May-07	2021.14	1980.08	3,046	0.013
Sep-07	2020.49	1979.08	3,046	0.014
Nov-07	2020.23	1979.07	3,046	0.014
Feb-08	2024.62	1984.55	3,046	0.013
May-08	2026.11	1984.18	3,046	0.014
Aug-08	2023.63	1982.39	3,046	0.014
Dec-08	2020.89	1981.49	3,046	0.013
Feb-09	2023.89	1984.21	3,046	0.013
May-09	2023.97	1983.02	3,046	0.013
Aug-09	2021.87	1981.09	3,046	0.013
Nov-09	2020.18	1980.16	3,046	0.013
Mar-10	2025.47	1984.19	3,046	0.014
Jun-10	2025.20	1983.44	3,046	0.014
Sep-10	2022.50	1981.19	3,046	0.014
Dec-10	2020.11	1980.39	3,046	0.013

Beaumont Site 1
Vertical Groundwater Gradient

BPA Vertical Gradient (MW-59B (MEF) and MW-59A (MEF))

Date	MW-59B (shallow) GW Elev.	MW-59A (deep) GW Elev.	Shallow Top SE	Shallow Bot SE	Shallow Wet SCE	Deep Wet SCE	Vertical Dist. (SC, feet)	Gradient Sign	GW Gradient (feet/foot)
Jun-05	2128.32	2121.25	2083.39	2073.39	2078.39	2041.14	37.25	-	0.1898
Sep-05	2124.13	2118.42	2083.39	2073.39	2078.39	2041.14	37.25	-	0.1533
Nov-05	2122.39	2117.10	2083.39	2073.39	2078.39	2041.14	37.25	-	0.1420
Mar-06	2120.45	2115.32	2083.39	2073.39	2078.39	2041.14	37.25	-	0.1377
Jun-06	2118.97	2113.96	2083.39	2073.39	2078.39	2041.14	37.25	-	0.1345
Sep-06	2117.25	2112.30	2083.39	2073.39	2078.39	2041.14	37.25	-	0.1329
Dec-06	2115.68	2110.71	2083.39	2073.39	2078.39	2041.14	37.25	-	0.1334
Mar-07	2113.98	2109.03	2083.39	2073.39	2078.39	2041.14	37.25	-	0.1329
May-07	2112.59	2107.60	2083.39	2073.39	2078.39	2041.14	37.25	-	0.1340
Sep-07	2110.79	2105.91	2083.39	2073.39	2078.39	2041.14	37.25	-	0.1311
Nov-07	2111.87	2104.86	2083.39	2073.39	2078.39	2041.14	37.25	-	0.1883
Feb-08	2109.04	2104.90	2083.39	2073.39	2078.39	2041.14	37.25	-	0.1113
May-08	2110.26	2105.83	2083.39	2073.39	2078.39	2041.14	37.25	-	0.1191
Aug-08	2109.45	2104.92	2083.39	2073.39	2078.39	2041.14	37.25	-	0.1216
Dec-08	2107.98	2103.36	2083.39	2073.39	2078.39	2041.14	37.25	-	0.1240
Feb-09	2106.83	2102.18	2083.39	2073.39	2078.39	2041.14	37.25	-	0.1248
May-09	2106.34	2101.65	2083.39	2073.39	2078.39	2041.14	37.25	-	0.1259
Aug-09	2105.33	2100.63	2083.39	2073.39	2078.39	2041.14	37.25	-	0.1263
Nov-09	2104.39	2099.71	2083.39	2073.39	2078.39	2041.14	37.25	-	0.1258
Mar-10	2103.55	2099.21	2083.39	2073.39	2078.39	2041.14	37.25	-	0.1166
Jun-10	2104.02	2098.69	2083.39	2073.39	2078.39	2041.14	37.25	-	0.1432
Sep-10	2103.56	2099.03	2083.39	2073.39	2078.39	2041.14	37.25	-	0.1217
Dec-10	2102.64	2097.94	2083.39	2073.39	2078.39	2041.14	37.25	-	0.1263

BPA - Vertical Gradient (MW-71C (MEF) and MW-71A (Granite))

Date	MW-71C (shallow) GW Elev.	MW-71A (deep) GW Elev.	Shallow Top SE	Shallow Bot SE	Shallow Wet SCE	Deep Wet SCE	Vertical Dist. (SC, feet)	Gradient Sign	GW Gradient (feet/foot)
Nov-07	2113.19	2029.74	2131.58	2101.58	2107.39	1996.58	110.81	-	0.7531
Feb-08	2111.91	2035.68	2131.58	2101.58	2106.75	1996.58	110.17	-	0.6919
May-08	2110.84	2035.95	2131.58	2101.58	2106.21	1996.58	109.63	-	0.6831
Aug-08	2110.10	2035.69	2131.58	2101.58	2105.84	1996.58	109.26	-	0.6810
Dec-08	2108.82	2035.47	2131.58	2101.58	2105.20	1996.58	108.62	-	0.6753
Feb-09	2107.81	2035.06	2131.58	2101.58	2104.70	1996.58	108.12	-	0.6729
May-09	2107.35	2034.92	2131.58	2101.58	2104.47	1996.58	107.89	-	0.6713
Aug-09	2106.48	2034.43	2131.58	2101.58	2104.03	1996.58	107.45	-	0.6705
Nov-09	2105.62	2034.44	2131.58	2101.58	2103.60	1996.58	107.02	-	0.6651
Mar-10	2105.28	2034.69	2131.58	2101.58	2103.43	1996.58	106.85	-	0.6606
Jun-10	2105.50	2032.17	2131.58	2101.58	2103.54	1996.58	106.96	-	0.6856
Sep-10	2102.50	2030.06	2131.58	2101.58	2102.04	1996.58	105.46	-	0.6869
Dec-10	2101.77	2030.82	2131.58	2101.58	2101.68	1996.58	105.10	-	0.6751

Beaumont Site 1
Vertical Groundwater Gradient

BPA - Vertical Gradient (MW-72C (QAL) and MW-72A (Granite))

Date	MW-72C (shallow) GW Elev.	MW-72A (deep) GW Elev.	Shallow Top SE	Shallow Bot SE	Shallow Wet SCE	Deep Wet SCE	Vertical Dist. (SC, feet)	Gradient Sign	GW Gradient (feet/foot)
Feb-08	2115.21	2104.77	2133.35	2103.35	2109.28	2004.06	105.22	-	0.0992
May-08	2116.47	2110.39	2133.35	2103.35	2109.91	2004.06	105.85	-	0.0574
Aug-08	2112.87	2107.54	2133.35	2103.35	2108.11	2004.06	104.05	-	0.0512
Dec-08	2108.47	2102.61	2133.35	2103.35	2105.91	2004.06	101.85	-	0.0575
Feb-09	2106.42	2100.25	2133.35	2103.35	2104.88	2004.06	100.83	-	0.0612
May-09	2108.02	2102.63	2133.35	2103.35	2105.68	2004.06	101.63	-	0.0530
Aug-09	2107.08	2102.44	2133.35	2103.35	2105.21	2004.06	101.16	-	0.0459
Nov-09	2104.59	2099.84	2133.35	2103.35	2103.97	2004.06	99.91	-	0.0476
Mar-10	2118.44	2111.99	2133.35	2103.35	2110.89	2004.06	106.84	-	0.0604
Jun-10	2120.03	2115.46	2133.35	2103.35	2111.69	2004.06	107.63	-	0.0425
Sep-10	2109.74	2106.81	2133.35	2103.35	2106.54	2004.06	102.49	-	0.0286
Dec-10	2104.24	2101.03	2133.35	2103.35	2103.79	2004.06	99.74	-	0.0322

BPA - Vertical Gradient (MW-73C (QAL) and MW-73A (MEF))

Date	MW-73C (shallow) GW Elev.	MW-73A (deep) GW Elev.	Shallow Top SE	Shallow Bot SE	Shallow Wet SCE	Deep Wet SCE	Vertical Dist. (SC, feet)	Gradient Sign	GW Gradient (feet/foot)
Nov-07	2110.53	2094.03	2124.65	2094.65	2102.59	1994.39	108.20	-	0.1525
Feb-08	2112.90	2080.31	2124.65	2094.65	2103.77	1994.39	109.39	-	0.2979
May-08	2111.33	2081.79	2124.65	2094.65	2102.99	1994.39	108.60	-	0.2720
Aug-08	2109.31	2080.61	2124.65	2094.65	2101.98	1994.39	107.59	-	0.2668
Dec-08	2107.27	2078.99	2124.65	2094.65	2100.96	1994.39	106.57	-	0.2654
Feb-09	2106.74	2078.17	2124.65	2094.65	2100.69	1994.39	106.31	-	0.2688
May-09	2107.33	2078.35	2124.65	2094.65	2100.99	1994.39	106.60	-	0.2719
Aug-09	2107.04	2077.55	2124.65	2094.65	2100.84	1994.39	106.46	-	0.2770
Nov-09	2106.09	2076.98	2124.65	2094.65	2100.37	1994.39	105.98	-	0.2747
Mar-10	2108.07	2078.72	2124.65	2094.65	2101.36	1994.39	106.97	-	0.2744
Jun-10	2107.98	2080.05	2124.65	2094.65	2101.31	1994.39	106.93	-	0.2612
Sep-10	2107.47	2078.55	2124.65	2094.65	2101.06	1994.39	106.67	-	0.2711
Dec-10	2106.53	2076.52	2124.65	2094.65	2100.59	1994.39	106.20	-	0.2826

BPA - Vertical Gradient (MW-74C (MEF) and MW-74A (Granite))

Date	MW-74C (shallow) GW Elev.	MW-74A (deep) GW Elev.	Shallow Top SE	Shallow Bot SE	Shallow Wet SCE	Deep Wet SCE	Vertical Dist. (SC, feet)	Gradient Sign	GW Gradient (feet/foot)
Nov-07	2116.22	2041.12	2139.96	2109.96	2113.09	2004.66	108.43	-	0.6926
Feb-08	2115.41	2040.69	2139.96	2109.96	2112.69	2004.66	108.03	-	0.6917
May-08	2115.25	2041.09	2139.96	2109.96	2112.61	2004.66	107.95	-	0.6870
Aug-08	2114.76	2040.76	2139.96	2109.96	2112.36	2004.66	107.70	-	0.6871
Dec-08	2114.09	2040.68	2139.96	2109.96	2112.03	2004.66	107.37	-	0.6838
Feb-09	2113.48	2040.34	2139.96	2109.96	2111.72	2004.66	107.06	-	0.6832
May-09	2113.51	2040.56	2139.96	2109.96	2111.74	2004.66	107.08	-	0.6813
Aug-09	2112.99	2039.96	2139.96	2109.96	2111.48	2004.66	106.82	-	0.6837
Nov-09	2112.50	2040.39	2139.96	2109.96	2111.23	2004.66	106.57	-	0.6767
Mar-10	2113.15	2041.19	2139.96	2109.96	2111.56	2004.66	106.90	-	0.6732
Jun-10	2113.15	2038.60	2139.96	2109.96	2111.56	2004.66	106.90	-	0.6974
Sep-10	2112.29	2039.18	2139.96	2109.96	2111.13	2004.66	106.47	-	0.6867
Dec-10	2111.77	2039.20	2139.96	2109.96	2110.87	2004.66	106.21	-	0.6833

Beaumont Site 1
Vertical Groundwater Gradient

BPA - Vertical Gradient (MW-60B (MEF) and MW-78 (MEF))

Date	MW-60B (shallow) GW Elev.	MW-78 (deep) GW Elev.	Shallow Top SE	Shallow Bot SE	Shallow Wet SCE	Deep Wet SCE	Vertical Dist. (SC, feet)	Gradient Sign	GW Gradient (feet/foot)
Nov-07	2109.95	2097.34	2071.04	2068.77	2069.90	1987.63	82.27	-	0.1533
Feb-08	2109.12	2097.28	2071.04	2068.77	2069.90	1987.63	82.27	-	0.1439
May-08	2109.86	2098.36	2071.04	2068.77	2069.90	1987.63	82.27	-	0.1398
Aug-08	2109.28	2097.40	2071.04	2068.77	2069.90	1987.63	82.27	-	0.1444
Dec-08	2107.85	2096.08	2071.04	2068.77	2069.90	1987.63	82.27	-	0.1430
Feb-09	2106.69	2094.89	2071.04	2068.77	2069.90	1987.63	82.27	-	0.1434
May-09	2106.12	2094.31	2071.04	2068.77	2069.90	1987.63	82.27	-	0.1435
Aug-09	2105.09	2093.29	2071.04	2068.77	2069.90	1987.63	82.27	-	0.1434
Nov-09	2104.09	2092.45	2071.04	2068.77	2069.90	1987.63	82.27	-	0.1415
Mar-10	2103.08	2091.93	2071.04	2068.77	2069.90	1987.63	82.27	-	0.1355
Jun-10	2103.32	2092.41	2071.04	2068.77	2069.90	1987.63	82.27	-	0.1326
Sep-10	2102.94	2091.95	2071.04	2068.77	2069.90	1987.63	82.27	-	0.1336
Dec-10	2102.07	2091.00	2071.04	2068.77	2069.90	1987.63	82.27	-	0.1345

RMPA Vertical Gradient (MW-56B (QAL) and MW-56A (MEF))

Date	MW-56B (shallow) GW Elev.	MW-56A (deep) GW Elev.	Shallow Top SE	Shallow Bot SE	Shallow Wet SCE	Deep Wet SCE	Vertical Dist. (SC, feet)	Gradient Sign	GW Gradient (feet/foot)
Jun-05	2125.29	2110.21	2053.90	2051.58	2052.74	1967.23	85.51	-	0.1764
Sep-05	2121.17	2106.83	2053.90	2051.58	2052.74	1967.23	85.51	-	0.1677
Nov-05	2119.27	2105.20	2053.90	2051.58	2052.74	1967.23	85.51	-	0.1645
Mar-06	2117.08	2103.44	2053.90	2051.58	2052.74	1967.23	85.51	-	0.1595
May-06	2115.64	2101.19	2053.90	2051.58	2052.74	1967.23	85.51	-	0.1690
Sep-06	2113.79	2100.49	2053.90	2051.58	2052.74	1967.23	85.51	-	0.1555
Nov-06	2112.21	2099.14	2053.90	2051.58	2052.74	1967.23	85.51	-	0.1528
Mar-07	2110.64	2097.75	2053.90	2051.58	2052.74	1967.23	85.51	-	0.1507
May-07	2109.32	2096.54	2053.90	2051.58	2052.74	1967.23	85.51	-	0.1495
Sep-07	2107.65	2095.09	2053.90	2051.58	2052.74	1967.23	85.51	-	0.1469
Nov-07	2106.86	2094.38	2053.90	2051.58	2052.74	1967.23	85.51	-	0.1460
Feb-08	2108.34	2095.25	2053.90	2051.58	2052.74	1967.23	85.51	-	0.1531
May-08	2108.86	2096.24	2053.90	2051.58	2052.74	1967.23	85.51	-	0.1476
Aug-08	2107.43	2094.92	2053.90	2051.58	2052.74	1967.23	85.51	-	0.1463
Dec-08	2105.56	2093.37	2053.90	2051.58	2052.74	1967.23	85.51	-	0.1426
Feb-09	2104.42	2092.37	2053.90	2051.58	2052.74	1967.23	85.51	-	0.1409
May-09	2103.95	2091.94	2053.90	2051.58	2052.74	1967.23	85.51	-	0.1405
Aug-09	2102.87	2090.97	2053.90	2051.58	2052.74	1967.23	85.51	-	0.1392
Nov-09	2101.81	2090.11	2053.90	2051.58	2052.74	1967.23	85.51	-	0.1369
Mar-10	2101.73	2090.11	2053.90	2051.58	2052.74	1967.23	85.51	-	0.1359
Jun-10	2102.08	2090.37	2053.90	2051.58	2052.74	1967.23	85.51	-	0.1370
Sep-10	2101.38	2089.81	2053.90	2051.58	2052.74	1967.23	85.51	-	0.1354
Dec-10	2100.13	2088.78	2053.90	2051.58	2052.74	1967.23	85.51	-	0.1328

Beaumont Site 1
Vertical Groundwater Gradient

RMPA Vertical Gradient (MW-56C (QAL) and MW-56B (QAL))

Date	MW-56C (shallow) GW Elev.	MW-56B (deep) GW Elev.	Shallow Top SE	Shallow Bot SE	Shallow Wet SCE	Deep Wet SCE	Vertical Dist. (SC, feet)	Gradient Sign	GW Gradient (feet/foot)
Jun-05	2124.26	2125.29	2094.57	2084.32	2089.45	2052.94	36.51	+	0.0283
Sep-05	2120.67	2121.17	2094.57	2084.32	2089.45	2052.94	36.51	+	0.0138
Nov-05	2118.89	2119.27	2094.57	2084.32	2089.45	2052.94	36.51	+	0.0105
Mar-06	2116.82	2117.08	2094.57	2084.32	2089.45	2052.94	36.51	+	0.0072
May-06	2115.40	2115.64	2094.57	2084.32	2089.45	2052.94	36.51	+	0.0066
Sep-06	2113.59	2113.79	2094.57	2084.32	2089.45	2052.94	36.51	+	0.0055
Nov-06	2112.05	2112.21	2094.57	2084.32	2089.45	2052.94	36.51	+	0.0044
Mar-07	2110.52	2110.64	2094.57	2084.32	2089.45	2052.94	36.51	+	0.0033
May-07	2109.20	2109.32	2094.57	2084.32	2089.45	2052.94	36.51	+	0.0033
Sep-07	2107.53	2107.65	2094.57	2084.32	2089.45	2052.94	36.51	+	0.0033
Nov-07	2106.67	2106.86	2094.57	2084.32	2089.45	2052.94	36.51	+	0.0053
Feb-08	2107.73	2108.34	2094.57	2084.32	2089.45	2052.94	36.51	+	0.0168
May-08	2108.53	2108.86	2094.57	2084.32	2089.45	2052.94	36.51	+	0.0091
Aug-08	2107.23	2107.43	2094.57	2084.32	2089.45	2052.94	36.51	+	0.0055
Dec-08	2105.41	2105.56	2094.57	2084.32	2089.45	2052.94	36.51	+	0.0041
Feb-09	2104.26	2104.42	2094.57	2084.32	2089.45	2052.94	36.51	+	0.0044
May-09	2103.82	2103.95	2094.57	2084.32	2089.45	2052.94	36.51	+	0.0036
Aug-09	2102.76	2102.87	2094.57	2084.32	2089.45	2052.94	36.51	+	0.0031
Nov-09	2101.75	2101.81	2094.57	2084.32	2089.45	2052.94	36.51	+	0.0017
Mar-10	2101.47	2101.73	2094.57	2084.32	2089.45	2052.94	36.51	+	0.0072
Jun-10	2101.83	2102.08	2094.57	2084.32	2089.45	2052.94	36.51	+	0.0069
Sep-10	2101.21	2101.38	2094.57	2084.32	2089.45	2052.94	36.51	+	0.0047
Dec-10	2100.04	2100.13	2094.57	2084.32	2089.45	2052.94	36.51	+	0.0025

RMPA - Vertical Gradient (MW-17 (QAL) and MW-79A (MEF))

Date	MW-17 (shallow) GW Elev.	MW-79A (deep) GW Elev.	Shallow Top SE	Shallow Bot SE	Shallow Wet SCE	Deep Wet SCE	Vertical Dist. (SC, feet)	Gradient Sign	GW Gradient (feet/foot)
Sep-07	2106.91	2103.69	2096.40	2076.40	2086.40	1957.00	129.40	-	0.0249
Nov-07	2106.11	2102.74	2096.40	2076.40	2086.40	1957.00	129.40	-	0.0260
Feb-08	2108.31	2104.65	2096.40	2076.40	2086.40	1957.00	129.40	-	0.0283
May-08	2108.50	2104.90	2096.40	2076.40	2086.40	1957.00	129.40	-	0.0278
Aug-08	2106.91	2103.29	2096.40	2076.40	2086.40	1957.00	129.40	-	0.0279
Dec-08	2104.94	2101.31	2096.40	2076.40	2086.40	1957.00	129.40	-	0.0280
Feb-09	2103.88	2100.28	2096.40	2076.40	2086.40	1957.00	129.40	-	0.0278
May-09	2103.45	2099.88	2096.40	2076.40	2086.40	1957.00	129.40	-	0.0276
Aug-09	2102.30	2098.77	2096.40	2076.40	2086.40	1957.00	129.40	-	0.0272
Nov-09	2101.27	2097.77	2096.40	2076.40	2086.40	1957.00	129.40	-	0.0270
Mar-10	2101.50	2098.12	2096.40	2076.40	2086.40	1957.00	129.40	-	0.0261
Jun-10	2101.79	2098.65	2096.40	2076.40	2086.40	1957.00	129.40	-	0.0242
Sep-10	2100.89	2097.62	2096.40	2076.40	2086.40	1957.00	129.40	-	0.0252
Dec-10	2099.58	2092.29	2096.40	2076.40	2086.40	1957.00	129.40	-	0.0563

Beaumont Site 1
Vertical Groundwater Gradient

RMPA Vertical Gradient (MW-98A (MEF) and MW-98B (MEF))

Date	MW-98B (shallow) GW Elev.	MW-98A (deep) GW Elev.	Shallow Top SE	Shallow Bot SE	Shallow Wet SCE	Deep Wet SCE	Vertical Dist. (SC, feet)	Gradient Sign	GW Gradient (feet/foot)
Feb-09	2104.23	2096.31	2,111.73	2,091.73	2097.98	1,996.68	101.30	-	0.0782
May-09	2103.79	2096.14	2,111.73	2,091.73	2097.76	1,996.68	101.08	-	0.0757
Aug-09	2103.32	2095.37	2,111.73	2,091.73	2097.53	1,996.68	100.85	-	0.0788
Nov-09	2102.92	2094.72	2,111.73	2,091.73	2097.33	1,996.68	100.65	-	0.0815
Mar-10	2102.25	2094.22	2,111.73	2,091.73	2096.99	1,996.68	100.31	-	0.0801
Jun-10	2102.21	2094.38	2,111.73	2,091.73	2096.97	1,996.68	100.29	-	0.0781
Sep-10	2102.02	2093.98	2,111.73	2,091.73	2096.88	1,996.68	100.20	-	0.0802
Dec-10	2101.70	2093.21	2,111.73	2,091.73	2096.72	1,996.68	100.04	-	0.0849

RMPA Vertical Gradient (MW-68 (QAL) and MW-99 (MEF))

Date	MW-68 (shallow) GW Elev.	MW-99 (deep) GW Elev.	Shallow Top SE	Shallow Bot SE	Shallow Wet SCE	Deep Wet SCE	Vertical Dist. (SC, feet)	Gradient Sign	GW Gradient (feet/foot)
Feb-09	2107.83	2089.11	2,117.66	2,102.66	2105.25	2,005.13	100.12	-	0.1870
May-09	2107.41	2088.86	2,117.66	2,102.66	2105.04	2,005.13	99.91	-	0.1857
Aug-09	2106.90	2088.28	2,117.66	2,102.66	2104.78	2,005.13	99.65	-	0.1869
Nov-09	2106.42	2087.72	2,117.66	2,102.66	2104.54	2,005.13	99.41	-	0.1881
Mar-10	2105.69	2087.42	2,117.66	2,102.66	2104.18	2,005.13	99.05	-	0.1845
Jun-10	2105.55	2087.34	2,117.66	2,102.66	2104.11	2,005.13	98.98	-	0.1840
Sep-10	2102.20	2086.93	2,117.66	2,102.66	2102.43	2,005.13	97.30	-	0.1569
Dec-10	2101.51	2086.40	2,117.66	2,102.66	2102.09	2,005.13	96.95	-	0.1558

MCEA Vertical Gradient (MW-18 (QAL) and MW-81 (MEF))

Date	MW-18 (shallow) GW Elev.	MW-81 (deep) GW Elev.	Shallow Top SE	Shallow Bot SE	Shallow Wet SCE	Deep Wet SCE	Vertical Dist. (SC, feet)	Gradient Sign	GW Gradient (feet/foot)
Sep-07	1979.08	1979.44	1978.69	1958.69	1968.69	1885.72	82.97	+	0.0043
Nov-07	1979.07	1979.39	1978.69	1958.69	1968.69	1885.72	82.97	+	0.0038
Feb-08	1984.55	1984.98	1978.69	1958.69	1968.69	1885.72	82.97	+	0.0051
May-08	1984.18	1984.70	1978.69	1958.69	1968.69	1885.72	82.97	+	0.0062
Aug-08	1982.39	1982.75	1978.69	1958.69	1968.69	1885.72	82.97	+	0.0043
Dec-08	1981.49	1981.90	1978.69	1958.69	1968.69	1885.72	82.97	+	0.0049
Feb-09	1984.21	1984.74	1978.69	1958.69	1968.69	1885.72	82.97	+	0.0064
May-09	1983.02	1983.62	1978.69	1958.69	1968.69	1885.72	82.97	+	0.0072
Aug-09	1981.09	1981.64	1978.69	1958.69	1968.69	1885.72	82.97	+	0.0066
Nov-09	1980.16	1980.58	1978.69	1958.69	1968.69	1885.72	82.97	+	0.0050
Mar-10	1984.19	1984.90	1978.69	1958.69	1968.69	1885.72	82.97	+	0.0085
Jun-10	1983.44	1984.13	1978.69	1958.69	1968.69	1885.72	82.97	+	0.0083
Sep-10	1981.19	1981.79	1978.69	1958.69	1968.69	1885.72	82.97	+	0.0072
Dec-10	1980.39	1980.89	1978.69	1958.69	1968.69	1885.72	82.97	+	0.0060

Beaumont Site 1
Vertical Groundwater Gradient

MCEA Vertical Gradient (MW-18 (QAL) and MW-15 (QAL))

Date	MW-18 (shallow) GW Elev.	MW-15 (deep) GW Elev.	Shallow Top SE	Shallow Bot SE	Shallow Wet SCE	Deep Wet SCE	Vertical Dist. (SC, feet)	Gradient Sign	GW Gradient (feet/foot)
Jun-05	1985.82	1987.08	1978.69	1958.69	1968.69	1923.76	44.93	+	0.0280
Sep-05	1984.17	1985.21	1978.69	1958.69	1968.69	1923.76	44.93	+	0.0231
Nov-05	1983.41	1984.47	1978.69	1958.69	1968.69	1923.76	44.93	+	0.0236
Mar-06	1983.70	1984.73	1978.69	1958.69	1968.69	1923.76	44.93	+	0.0229
May-06	1983.66	1985.75	1978.69	1958.69	1968.69	1923.76	44.93	+	0.0465
Sep-06	1981.57	1982.53	1978.69	1958.69	1968.69	1923.76	44.93	+	0.0214
Nov-06	1980.96	1981.74	1978.69	1958.69	1968.69	1923.76	44.93	+	0.0174
Mar-07	1980.75	1981.59	1978.69	1958.69	1968.69	1923.76	44.93	+	0.0187
May-07	1980.08	1980.91	1978.69	1958.69	1968.69	1923.76	44.93	+	0.0185
Sep-07	1979.08	1979.88	1978.69	1958.69	1968.69	1923.76	44.93	+	0.0178
Nov-07	1979.07	1979.91	1978.69	1958.69	1968.69	1923.76	44.93	+	0.0187
Feb-08	1984.55	1985.65	1978.69	1958.69	1968.69	1923.76	44.93	+	0.0245
May-08	1984.18	1985.20	1978.69	1958.69	1968.69	1923.76	44.93	+	0.0227
Aug-08	1982.39	1983.31	1978.69	1958.69	1968.69	1923.76	44.93	+	0.0205
Dec-08	1981.49	1982.24	1978.69	1958.69	1968.69	1923.76	44.93	+	0.0167
Feb-09	1984.21	1985.26	1978.69	1958.69	1968.69	1923.76	44.93	+	0.0234
May-09	1983.02	1984.04	1978.69	1958.69	1968.69	1923.76	44.93	+	0.0227
Aug-09	1981.09	1982.00	1978.69	1958.69	1968.69	1923.76	44.93	+	0.0203
Nov-09	1980.16	1980.98	1978.69	1958.69	1968.69	1923.76	44.93	+	0.0183
Mar-10	1984.19	1985.38	1978.69	1958.69	1968.69	1923.76	44.93	+	0.0265
Jun-10	1983.44	1984.47	1978.69	1958.69	1968.69	1923.76	44.93	+	0.0229
Sep-10	1981.19	1982.11	1978.69	1958.69	1968.69	1923.76	44.93	+	0.0205
Dec-10	1980.39	1981.25	1978.69	1958.69	1968.69	1923.76	44.93	+	0.0191

MCEA - Vertical Gradient (MW-77B (MEF) and MW-77A (MEF))

Date	MW-77B (shallow) GW Elev.	MW-77A (deep) GW Elev.	Shallow Top SE	Shallow Bot SE	Shallow Wet SCE	Deep Wet SCE	Vertical Dist. (SC, feet)	Gradient Sign	GW Gradient (feet/foot)
Sep-07	1913.32	1915.87	1915.88	1885.88	1899.60	1806.62	92.98	+	0.0274
Nov-07	1913.60	1915.87	1915.88	1885.88	1899.74	1806.62	93.12	+	0.0244
Feb-08	1914.53	1918.63	1915.88	1885.88	1900.20	1806.62	93.59	+	0.0438
May-08	1914.71	1918.81	1915.88	1885.88	1900.29	1806.62	93.68	+	0.0438
Aug-08	1913.57	1916.78	1915.88	1885.88	1899.72	1806.62	93.11	+	0.0345
Dec-08	1913.27	1916.17	1915.88	1885.88	1899.57	1806.62	92.96	+	0.0312
Feb-09	1914.63	1918.88	1915.88	1885.88	1900.25	1806.62	93.64	+	0.0454
May-09	1914.56	1918.83	1915.88	1885.88	1900.22	1806.62	93.60	+	0.0456
Aug-09	1913.42	1916.71	1915.88	1885.88	1899.65	1806.62	93.03	+	0.0354
Nov-09	1912.99	1915.85	1915.88	1885.88	1899.43	1806.62	92.82	+	0.0308
Mar-10	1915.61	1920.14	1915.88	1885.88	1900.74	1806.62	94.13	+	0.0481
Jun-10	1915.14	1919.76	1915.88	1885.88	1900.51	1806.62	93.89	+	0.0492
Sep-10	1913.54	1917.14	1915.88	1885.88	1899.71	1806.62	93.09	+	0.0387
Dec-10	1914.18	1917.55	1915.88	1885.88	1900.03	1806.62	93.41	+	0.0361

MCEA Vertical Gradient (MW-84A (MEF) and MW-84B (MEF))

Date	MW-84A (shallow) GW Elev.	MW-84B (deep) GW Elev.	Shallow Top SE	Shallow Bot SE	Shallow Wet SCE	Deep Wet SCE	Vertical Dist. (SC, feet)	Gradient Sign	GW Gradient (feet/foot)
Feb-09	1947.59	1946.17	1,925.02	1,915.02	1920.02	1,876.19	43.83	-	0.0324
May-09	1947.50	1946.14	1,925.02	1,915.02	1920.02	1,876.19	43.83	-	0.0310
Aug-09	1947.17	1945.76	1,925.02	1,915.02	1920.02	1,876.19	43.83	-	0.0322
Nov-09	1946.81	1945.39	1,925.02	1,915.02	1920.02	1,876.19	43.83	-	0.0324
Mar-10	1947.00	1945.53	1,925.02	1,915.02	1920.02	1,876.19	43.83	-	0.0335
Jun-10	1946.68	1944.24	1,925.02	1,915.02	1920.02	1,876.19	43.83	-	0.0557
Sep-10	1946.15	1943.83	1,925.02	1,915.02	1920.02	1,876.19	43.83	-	0.0529
Dec-10	1945.94	1943.99	1,925.02	1,915.02	1920.02	1,876.19	43.83	-	0.0445

Beaumont Site 1
Vertical Groundwater Gradient

MCEA Vertical Gradient (MW-85B (MEF) and MW-85A (MEF))

Date	MW-85B (shallow) GW Elev.	MW-85A (deep) GW Elev.	Shallow Top SE	Shallow Bot SE	Shallow Wet SCE	Deep Wet SCE	Vertical Dist. (SC, feet)	Gradient Sign	GW Gradient (feet/foot)
Feb-09	1927.66	1923.76	1,923.74	1,903.74	1913.74	1,834.71	79.03	-	0.0493
May-09	1925.52	1923.11	1,923.74	1,903.74	1913.74	1,834.71	79.03	-	0.0305
Aug-09	1923.28	1921.81	1,923.74	1,903.74	1913.51	1,834.71	78.80	-	0.0187
Nov-09	1922.55	1921.15	1,923.74	1,903.74	1913.15	1,834.71	78.43	-	0.0178
Mar-10	1927.49	1924.83	1,923.74	1,903.74	1913.74	1,834.71	79.03	-	0.0337
Jun-10	1926.44	1924.04	1,923.74	1,903.74	1913.74	1,834.71	79.03	-	0.0304
Sep-10	1923.92	1922.52	1,923.74	1,903.74	1913.74	1,834.71	79.03	-	0.0177
Dec-10	1924.23	1922.06	1,923.74	1,903.74	1913.74	1,834.71	79.03	-	0.0275

MCEA Vertical Gradient (MW-86B (QAL/MEF) and MW-86A (MEF))

Date	MW-86B (shallow) GW Elev.	MW-86A (deep) GW Elev.	Shallow Top SE	Shallow Bot SE	Shallow Wet SCE	Deep Wet SCE	Vertical Dist. (SC, feet)	Gradient Sign	GW Gradient (feet/foot)
Feb-09	1906.71	1908.31	1,913.21	1,893.21	1899.96	1,828.21	71.75	+	0.0223
May-09	1905.06	1907.78	1,913.21	1,893.21	1899.14	1,828.21	70.93	+	0.0384
Aug-09	1904.06	1906.77	1,913.21	1,893.21	1898.64	1,828.21	70.43	+	0.0385
Nov-09	1903.54	1906.24	1,913.21	1,893.21	1898.38	1,828.21	70.17	+	0.0385
Mar-10	1906.49	1909.50	1,913.21	1,893.21	1899.85	1,828.21	71.64	+	0.0420
Jun-10	1905.48	1908.66	1,913.21	1,893.21	1899.35	1,828.21	71.14	+	0.0447
Sep-10	1904.17	1907.23	1,913.21	1,893.21	1898.69	1,828.21	70.48	+	0.0434
Dec-10	1903.64	1906.84	1,913.21	1,893.21	1898.43	1,828.21	70.22	+	0.0456

MCEA Vertical Gradient (MW-87B (MEF) and MW-87A (MEF))

Date	MW-87B (shallow) GW Elev.	MW-87A (deep) GW Elev.	Shallow Top SE	Shallow Bot SE	Shallow Wet SCE	Deep Wet SCE	Vertical Dist. (SC, feet)	Gradient Sign	GW Gradient (feet/foot)
Feb-09	1918.87	1917.82	1,923.82	1,903.82	1911.35	1,843.92	67.42	-	0.0156
May-09	1918.81	1917.66	1,923.82	1,903.82	1911.32	1,843.92	67.40	-	0.0171
Aug-09	1917.66	1916.60	1,923.82	1,903.82	1910.74	1,843.92	66.82	-	0.0159
Nov-09	1916.80	1915.95	1,923.82	1,903.82	1910.31	1,843.92	66.39	-	0.0128
Mar-10	1922.32	1920.64	1,923.82	1,903.82	1913.07	1,843.92	69.15	-	0.0243
Jun-10	1921.17	1919.44	1,923.82	1,903.82	1912.50	1,843.92	68.57	-	0.0252
Sep-10	1919.01	1918.07	1,923.82	1,903.82	1911.42	1,843.92	67.50	-	0.0139
Dec-10	1918.05	1917.23	1,923.82	1,903.82	1910.94	1,843.92	67.01	-	0.0122

NPCA - Vertical Gradient (MW-75B (QAL) and MW-75A (MEF))

Date	MW-75B (shallow) GW Elev.	WM-75A (deep) GW Elev.	Shallow Top SE	Shallow Bot SE	Shallow Wet SCE	Deep Wet SCE	Vertical Dist. (SC, feet)	Gradient Sign	GW Gradient (feet/foot)
Sep-07	2106.61	2096.43	2139.96	2109.96	2108.29	1984.44	123.85	-	0.0823
Nov-07	2105.85	2096.51	2139.96	2109.96	2107.91	1984.44	123.47	-	0.0757
Feb-08	2109.04	2097.94	2139.96	2109.96	2109.50	1984.44	125.07	-	0.0888
May-08	2108.86	2099.92	2139.96	2109.96	2109.41	1984.44	124.98	-	0.0716
Aug-08	2106.85	2097.31	2139.96	2109.96	2108.41	1984.44	123.97	-	0.0770
Dec-08	2104.69	2095.46	2139.96	2109.96	2107.33	1984.44	122.89	-	0.0752
Feb-09	2103.65	2094.54	2139.96	2109.96	2106.81	1984.44	122.37	-	0.0745
May-09	2103.20	2094.15	2139.96	2109.96	2106.58	1984.44	122.15	-	0.0741
Aug-09	2101.91	2093.10	2139.96	2109.96	2105.94	1984.44	121.50	-	0.0726
Nov-09	2100.86	2092.13	2139.96	2109.96	2105.41	1984.44	120.98	-	0.0722
Mar-10	2101.75	2092.62	2139.96	2109.96	2105.86	1984.44	121.42	-	0.0753
Jun-10	2101.75	2092.65	2139.96	2109.96	2105.86	1984.44	121.42	-	0.0750
Sep-10	2100.60	2091.75	2139.96	2109.96	2105.28	1984.44	120.85	-	0.0733
Dec-10	2099.20	2090.63	2139.96	2109.96	2104.58	1984.44	120.15	-	0.0714

Beaumont Site 1
Vertical Groundwater Gradient

NPCA - Vertical Gradient (MW-76B (QAL) and MW-76A (MEF))

Date	MW-76B (shallow) GW Elev.	MW-76A (deep) GW Elev.	Shallow Top SE	Shallow Bot SE	Shallow Wet SCE	Deep Wet SCE	Vertical Dist. (SC, feet)	Gradient Sign	GW Gradient (feet/foot)
Sep-07	2089.38	2085.55	2090.40	2070.40	2079.89	1910.91	168.99	-	0.0227
Nov-07	2088.24	2084.74	2090.40	2070.40	2079.32	1910.91	168.42	-	0.0208
Feb-08	2093.04	2086.03	2090.40	2070.40	2080.40	1910.91	169.50	-	0.0414
May-08	2093.19	2086.91	2090.40	2070.40	2080.40	1910.91	169.50	-	0.0371
Aug-08	2090.15	2082.91	2090.40	2070.40	2080.28	1910.91	169.37	-	0.0428
Dec-08	2088.52	2083.94	2090.40	2070.40	2079.46	1910.91	168.56	-	0.0272
Feb-09	2089.25	2083.50	2090.40	2070.40	2079.83	1910.91	168.92	-	0.0341
May-09	2089.12	2083.07	2090.40	2070.40	2079.76	1910.91	168.86	-	0.0359
Aug-09	2087.19	2081.92	2090.40	2070.40	2078.80	1910.91	167.89	-	0.0314
Nov-09	2085.66	2080.96	2090.40	2070.40	2078.03	1910.91	167.13	-	0.0282
Mar-10	2087.75	2081.51	2090.40	2070.40	2079.08	1910.91	168.17	-	0.0371
Jun-10	2088.25	2081.27	2090.40	2070.40	2079.33	1910.91	168.42	-	0.0415
Sep-10	2086.09	2080.44	2090.40	2070.40	2078.25	1910.91	167.34	-	0.0338
Dec-10	2085.49	2079.55	2090.40	2070.40	2077.95	1910.91	167.04	-	0.0356

Notes:

GW Elev. - Groundwater elevation
Top SE - Top of screen elevation
Bot SE - Bottom of screen elevation
Wet SE - Wetted screen midpoint
Dist. SE - Distance between shallow and deep wetted screen midpoint
BPA - Burn Pit Area.
MCEA - Massacre Canyon Entrance Area.
NPCA - Northern Protero Creek Area.
RMPA - Rocket Motor Production Area.
QAL - Quaternary alluvium.
QAL/MEF - Quaternary alluvium / Mt Eden.
MEF - Mount Eden Formation.

APPENDIX G VALIDATED ANALYTICAL RESULTS BY METHOD

Project: Beaumont						Table G-1								
Site: 1						Analytical Data Summary								
Extraction Method: None						EPA Method SM4500B								
Analytical Method: SM4500B														
Matrix: Water														
Units: mg/L														
			Environmental Samples											
		Field ID:		F33-TW2				F33-TW6						
		SDG:		A1A0671				A1A0671						
		Batch ID:		1A07023				1A07023						
		Date:		7-Jan-11				7-Jan-11						
Parameters	MDL		PQL	Result	Validity	Comments	PQL	Result	Validity	Comments				
				(Unfiltered)				(Unfiltered)						
Nitrite as N	0.017		0.10	ND	U	g	0.10	ND	U	g				

Project: Beaumont						Table G-1								
Site: 1						Analytical Data Summary								
Extraction Method: None						EPA Method SM4500B								
Analytical Method: SM4500B														
Matrix: Water														
Units: mg/L														
			Environmental Samples											
		Field ID:		MW-49				MW-49-DUP				MW-61B		
		SDG:		A1A0851				A1A0851				A1A0851		
		Batch ID:		1A11065				1A11065				1A11065		
		Date:		10-Jan-11				10-Jan-11				10-Jan-11		
Parameters	MDL		PQL	Result	Validity	Comments	PQL	Result	Validity	Comments	PQL	Result	Validity	Comments
				(Unfiltered)				(Unfiltered)				(Unfiltered)		
Nitrite as N	0.017		0.10	ND	U	g	0.10	ND	U	g	0.10	ND	U	g

Project: Beaumont						Table G-1								
Site: 1						Analytical Data Summary								
Extraction Method: None						EPA Method SM4500B								
Analytical Method: SM4500B														
Matrix: Water														
Units: mg/L														
			Environmental Samples											
		Field ID:		MW-82				MW-83						
		SDG:		A1A0851				A1A0851						
		Batch ID:		1A11065				1A11065						
		Date:		10-Jan-11				10-Jan-11						
Parameters	MDL		PQL	Result	Validity	Comments	PQL	Result	Validity	Comments				
				(Unfiltered)				(Unfiltered)						
Nitrite as N	0.017		0.10	ND	U	g	0.10	ND	U	g				

Project: Beaumont						Table G-1								
Site: 1						Analytical Data Summary								
Extraction Method: None						EPA Method SM4500B								
Analytical Method: SM4500B														
Matrix: Water														
Units: mg/L														
			Environmental Samples											
		Field ID:		MW-101				MW-19						
		SDG:		A1A0994				A1A0994						
		Batch ID:		1A12043				1A12043						
		Date:		11-Jan-11				11-Jan-11						
Parameters	MDL		PQL	Result	Validity	Comments	PQL	Result	Validity	Comments				
				(Unfiltered)				(Unfiltered)						
Nitrite as N	0.017		0.10	ND	U	g	0.10	ND	U	g				

Project: Beaumont						**Table G-1**								
Site: 1						**Analytical Data Summary**								
Extraction Method: None						**EPA Method SM4500B**								
Analytical Method: SM4500B														
Matrix: Water														
Units: mg/L														
			Environmental Samples											
		Field ID:		EW-15										
		SDG:		A1A0998										
		Batch ID:		1A12043										
		Date:		11-Jan-11										
Parameters	MDL		PQL	Result	Validity	Comments								
				(Unfiltered)										
Nitrite as N	0.017		0.10	ND	U	g								

Project: Beaumont						**Table G-1**								
Site: 1						**Analytical Data Summary**								
Extraction Method: None						**EPA Method SM4500B**								
Analytical Method: SM4500B														
Matrix: Water														
Units: mg/L														
			Environmental Samples											
		Field ID:		EW-13										
		SDG:		A1A1157										
		Batch ID:		1A13035										
		Date:		12-Jan-11										
Parameters	MDL		PQL	Result	Validity	Comments								
				(Unfiltered)										
Nitrite as N	0.017		0.10	ND	U	g								

Project: Beaumont						**Table G-1**								
Site: 1						**Analytical Data Summary**								
Extraction Method: None						**EPA Method SM4500B**								
Analytical Method: SM4500B														
Matrix: Water														
Units: mg/L														
			Environmental Samples											
		Field ID:		MW-61C										
		SDG:		A1A1161										
		Batch ID:		1A13035										
		Date:		12-Jan-11										
Parameters	MDL		PQL	Result	Validity	Comments								
				(Unfiltered)										
Nitrite as N	0.017		0.10	ND	U	g								

Project: Beaumont						Table G-1								
Site: 1						Analytical Data Summary								
Extraction Method: None						EPA Method SM4500B								
Analytical Method: SM4500B														
Matrix: Water														
Units: mg/L														
			Environmental Samples											
		Field ID:		F33-TW3				F33-TW3-DUP				MW-70		
		SDG:		A1A1289				A1A1289				A1A1289		
		Batch ID:		1A14064				1A14064				1A14064		
		Date:		13-Jan-11				13-Jan-11				13-Jan-11		
Parameters	MDL		PQL	Result	Validity	Comments	PQL	Result	Validity	Comments	PQL	Result	Validity	Comments
				(Unfiltered)				(Unfiltered)				(Unfiltered)		
Nitrite as N	0.017		0.10	ND	U	g	0.10	ND	U	g	0.10	ND	U	g

Project: Beaumont						Table G-1								
Site: 1						Analytical Data Summary								
Extraction Method: None						EPA Method SM4500B								
Analytical Method: SM4500B														
Matrix: Water														
Units: mg/L														
			Environmental Samples											
		Field ID:		IW-03				IW-04				MW-102		
		SDG:		A1A1492				A1A1492				A1A1492		
		Batch ID:		1A18028				1A18028				1A18028		
		Date:		17-Jan-11				17-Jan-11				17-Jan-11		
Parameters	MDL		PQL	Result	Validity	Comments	PQL	Result	Validity	Comments	PQL	Result	Validity	Comments
				(Unfiltered)				(Unfiltered)				(Unfiltered)		
Nitrite as N	0.017		0.10	ND	U	g	0.10	ND	U	g	0.10	0.030	J	q

Project: Beaumont						Table G-1								
Site: 1						Analytical Data Summary								
Extraction Method: None						EPA Method SM4500B								
Analytical Method: SM4500B														
Matrix: Water														
Units: mg/L														
			Environmental Samples											
		Field ID:		IW-01				MW-50				MW-52		
		SDG:		A1A1640				A1A1640				A1A1640		
		Batch ID:		1A19040				1A19040				1A19040		
		Date:		18-Jan-11				18-Jan-11				18-Jan-11		
Parameters	MDL		PQL	Result	Validity	Comments	PQL	Result	Validity	Comments	PQL	Result	Validity	Comments
				(Unfiltered)				(Unfiltered)				(Unfiltered)		
Nitrite as N	0.017		0.10	ND	U	g	0.10	ND	U	g	0.10	ND	U	g

Project: Beaumont						**Table G-1**								
Site: 1						**Analytical Data Summary**								
Extraction Method: None						**EPA Method SM4500B**								
Analytical Method: SM4500B														
Matrix: Water														
Units: mg/L														
			Environmental Samples											
		Field ID:		IW-02				MW-51						
		SDG:		A1A1650				A1A1650						
		Batch ID:		1A19040				1A19040						
		Date:		18-Jan-11				18-Jan-11						
Parameters	MDL		PQL	Result	Validity	Comments	PQL	Result	Validity	Comments				
				(Unfiltered)				(Unfiltered)						
Nitrite as N	0.017		0.10	ND	U	g	0.10	ND	U	g				

Project: Beaumont						**Table G-1**								
Site: 1						**Analytical Data Summary**								
Extraction Method: None						**EPA Method SM4500B**								
Analytical Method: SM4500B														
Matrix: Water														
Units: mg/L														
			Environmental Samples											
		Field ID:		MW-44										
		SDG:		A1A1779										
		Batch ID:		1A20040										
		Date:		19-Jan-11										
Parameters	MDL		PQL	Result	Validity	Comments								
				(Unfiltered)										
Nitrite as N	0.017		0.10	ND	U	g								

Project: Beaumont						**Table G-1**								
Site: 1						**Analytical Data Summary**								
Extraction Method: None						**EPA Method SM4500B**								
Analytical Method: SM4500B														
Matrix: Water														
Units: mg/L														
			Environmental Samples											
		Field ID:		EW-18				IW-05						
		SDG:		A1A1785				A1A1785						
		Batch ID:		1A20040				1A20040						
		Date:		19-Jan-11				19-Jan-11						
Parameters	MDL		PQL	Result	Validity	Comments	PQL	Result	Validity	Comments				
				(Unfiltered)				(Unfiltered)						
Nitrite as N	0.017		0.10	ND	U	g	0.10	ND	U	g				

Project: Beaumont						**Table G-1**								
Site: 1						**Analytical Data Summary**								
Extraction Method: None						**EPA Method SM4500B**								
Analytical Method: SM4500B														
Matrix: Water														
Units: mg/L														
			Environmental Samples											
		Field ID:		EW-16										
		SDG:		A1A1924										
		Batch ID:		1A21033										
		Date:		20-Jan-11										
Parameters	MDL		PQL	Result	Validity	Comments								
				(Unfiltered)										
Nitrite as N	0.017		0.10	ND	U	g								

Project: Beaumont						**Table G-2**								
Site: 1						**Analytical Data Summary**								
Extraction Method: METHOD						**Method AM20GAX**								
Analytical Method: AM20GAX														
Matrix: Water														
Units: nM			Environmental Samples											
		Field ID:		MW-70										
		SDG:		A0I1181										
		Batch ID:		M100921015										
		Date:		13-Sep-10										
Parameters	MDL		PQL	Result	Validity	Comments								
Hydrogen	0.25		0.6	3		g								

Project: Beaumont						**Table G-2**								
Site: 1						**Analytical Data Summary**								
Extraction Method: METHOD						**Method AM20GAX**								
Analytical Method: AM20GAX														
Matrix: Water														
Units: nM			Environmental Samples											
		Field ID:		F33-TW2				F33-TW3				F33-TW6		
		SDG:		A0I1525				A0I1525				A0I1525		
		Batch ID:		M100927038				M100927039				M100927039		
		Date:		14-Sep-10				14-Sep-10				14-Sep-10		
Parameters	MDL		PQL	Result	Validity	Comments	PQL	Result	Validity	Comments	PQL	Result	Validity	Comments
Hydrogen	0.25		0.6	3.2		g	0.6	6.1		g	0.6	8		g

Project: Beaumont						**Table G-2**								
Site: 1						**Analytical Data Summary**								
Extraction Method: METHOD						**Method AM20GAX**								
Analytical Method: AM20GAX														
Matrix: Water														
Units: nM			Environmental Samples											
		Field ID:		F33-TW7										
		SDG:		A0I1525										
		Batch ID:		M100927039										
		Date:		14-Sep-10										
Parameters	MDL		PQL	Result	Validity	Comments								
Hydrogen	0.25		0.6	6		g								

Project: Beaumont						**Table G-2**								
Site: 1						**Analytical Data Summary**								
Extraction Method: METHOD						**Method AM20GAX**								
Analytical Method: AM20GAX														
Matrix: Water														
Units: nM			Environmental Samples											
		Field ID:		MW-82				MW-83						
		SDG:		A0I1671				A0I1671						
		Batch ID:		M100927039				M100927039						
		Date:		15-Sep-10				15-Sep-10						
Parameters	MDL		PQL	Result	Validity	Comments	PQL	Result	Validity	Comments				
Hydrogen	0.25		0.6	3.4		g	0.6	4.9		g				

Project: Beaumont							Table G-2							
Site: 1							Analytical Data Summary							
Extraction Method: METHOD							Method AM20GAX							
Analytical Method: AM20GAX														
Matrix: Water														
Units: nM			Environmental Samples											
		Field ID:		F33-TW2				F33-TW6				F33-TW7		
		SDG:		A1A0670				A1A0670				A1A0670		
		Batch ID:		M110113033				M110113033				M110113033		
		Date:		7-Jan-11				7-Jan-11				7-Jan-11		
Parameters	MDL		PQL	Result	Validity	Comments	PQL	Result	Validity	Comments	PQL	Result	Validity	Comments
Hydrogen	0.25		0.600	9.600		g	0.600	9.300		g	0.600	8.400		g

Project: Beaumont						**Table G-2**								
Site: 1						**Analytical Data Summary**								
Extraction Method: METHOD						**Method AM20GAX**								
Analytical Method: AM20GAX														
Matrix: Water														
Units: nM			Environmental Samples											
		Field ID:		MW-82				MW-83						
		SDG:		A1A0848				A1A0848						
		Batch ID:		M110113033				M110113033						
		Date:		10-Jan-11				10-Jan-11						
Parameters	MDL		PQL	Result	Validity	Comments	PQL	Result	Validity	Comments				
Hydrogen	0.25		0.600	5.400		g	0.600	1.200		g				

Project: Beaumont						**Table G-2**								
Site: 1						**Analytical Data Summary**								
Extraction Method: METHOD						**Method AM20GAX**								
Analytical Method: AM20GAX														
Matrix: Water														
Units: nM			Environmental Samples											
		Field ID:		MW-49				MW-61B						
		SDG:		A1A0851				A1A0851						
		Batch ID:		M110113033				M110113033						
		Date:		10-Jan-11				10-Jan-11						
Parameters	MDL		PQL	Result	Validity	Comments	PQL	Result	Validity	Comments				
Hydrogen	0.25		0.600	13.000		g	0.600	11.000		g				

Project: Beaumont						Table G-2								
Site: 1						Analytical Data Summary								
Extraction Method: METHOD						Method AM20GAX								
Analytical Method: AM20GAX														
Matrix: Water														
Units: nM			Environmental Samples											
		Field ID:		MW-101				MW-19						
		SDG:		A1A0994				A1A0994						
		Batch ID:		M110121024				M110121024						
		Date:		11-Jan-11				11-Jan-11						
Parameters	MDL		PQL	Result	Validity	Comments	PQL	Result	Validity	Comments				
Hydrogen	0.250		0.600	1.300		g	0.600	11.000		g				

Project: Beaumont						**Table G-2**								
Site: 1						**Analytical Data Summary**								
Extraction Method: METHOD						**Method AM20GAX**								
Analytical Method: AM20GAX														
Matrix: Water														
Units: nM			Environmental Samples											
		Field ID:		EW-15										
		SDG:		A1A0998										
		Batch ID:		M110121024										
		Date:		11-Jan-11										
Parameters	MDL		PQL	Result	Validity	Comments								
Hydrogen	0.250		0.600	2.000		g								

Project: Beaumont						**Table G-2**								
Site: 1						**Analytical Data Summary**								
Extraction Method: METHOD						**Method AM20GAX**								
Analytical Method: AM20GAX														
Matrix: Water														
Units: nM			Environmental Samples											
		Field ID:		MW-61C										
		SDG:		A1A1161										
		Batch ID:		M110121024										
		Date:		12-Jan-11										
Parameters	MDL		PQL	Result	Validity	Comments								
Hydrogen	0.250		0.600	11.000		g								

Project: Beaumont						**Table G-2**								
Site: 1						**Analytical Data Summary**								
Extraction Method: METHOD						**Method AM20GAX**								
Analytical Method: AM20GAX														
Matrix: Water														
Units: nM			Environmental Samples											
		Field ID:		F33-TW3				MW-70						
		SDG:		A1A1282				A1A1282						
		Batch ID:		M110121024				M110121024						
		Date:		13-Jan-11				13-Jan-11						
Parameters	MDL		PQL	Result	Validity	Comments	PQL	Result	Validity	Comments				
Hydrogen	0.250		0.600	5.600		g	0.600	7.200		g				

Project: Beaumont						**Table G-2**								
Site: 1						**Analytical Data Summary**								
Extraction Method: METHOD						**Method AM20GAX**								
Analytical Method: AM20GAX														
Matrix: Water														
Units: nM			Environmental Samples											
		Field ID:		EW-13				MW-49						
		SDG:		A1A1336				A1A1336						
		Batch ID:		M110121024				M110121024						
		Date:		14-Jan-11				14-Jan-11						
Parameters	MDL		PQL	Result	Validity	Comments	PQL	Result	Validity	Comments				
Hydrogen	0.250		0.600	5.500		g	0.600	4.500		g				

Project: Beaumont						Table G-2								
Site: 1						Analytical Data Summary								
Extraction Method: METHOD						Method AM20GAX								
Analytical Method: AM20GAX														
Matrix: Water														
Units: nM			Environmental Samples											
		Field ID:		IW-03				IW-04				MW-102		
		SDG:		A1A1492				A1A1492				A1A1492		
		Batch ID:		M110127017				M110127017				M110127017		
		Date:		17-Jan-11				17-Jan-11				17-Jan-11		
Parameters	MDL		PQL	Result	Validity	Comments	PQL	Result	Validity	Comments	PQL	Result	Validity	Comments
												Dilution 2.0		
Hydrogen	0.250		0.600	3.200		g	0.600	20.000		g	1.200	1.900		g

Project: Beaumont						**Table G-2**								
Site: 1						**Analytical Data Summary**								
Extraction Method: METHOD						**Method AM20GAX**								
Analytical Method: AM20GAX														
Matrix: Water														
Units: nM			Environmental Samples											
		Field ID:		IW-01				MW-50				MW-52		
		SDG:		A1A1640				A1A1640				A1A1640		
		Batch ID:		M110128021				M110128021				M110128021		
		Date:		18-Jan-11				18-Jan-11				18-Jan-11		
Parameters	MDL		PQL	Result	Validity	Comments	PQL	Result	Validity	Comments	PQL	Result	Validity	Comments
Hydrogen	0.250		0.600	13.000		g	0.600	5.300		g	0.600	11.000		g

Project: Beaumont						**Table G-2**								
Site: 1						**Analytical Data Summary**								
Extraction Method: METHOD						**Method AM20GAX**								
Analytical Method: AM20GAX														
Matrix: Water														
Units: nM			Environmental Samples											
		Field ID:		IW-02				MW-51						
		SDG:		A1A1650				A1A1650						
		Batch ID:		M110128021				M110128021						
		Date:		18-Jan-11				18-Jan-11						
Parameters	MDL		PQL	Result	Validity	Comments	PQL	Result	Validity	Comments				
								Dilution 2.0						
Hydrogen	0.250		0.600	4.200		g	1.200	3.000		g				

Project: Beaumont						**Table G-2**								
Site: 1						**Analytical Data Summary**								
Extraction Method: METHOD						**Method AM20GAX**								
Analytical Method: AM20GAX														
Matrix: Water														
Units: nM			Environmental Samples											
		Field ID:		MW-44										
		SDG:		A1A1779										
		Batch ID:		M110201041										
		Date:		19-Jan-11										
Parameters	MDL		PQL	Result	Validity	Comments								
Hydrogen	0.25		0.6	5.300		g								

Project: Beaumont						**Table G-2**								
Site: 1						**Analytical Data Summary**								
Extraction Method: METHOD						**Method AM20GAX**								
Analytical Method: AM20GAX														
Matrix: Water														
Units: nM			Environmental Samples											
		Field ID:		IW-05										
		SDG:		A1A1785										
		Batch ID:		M110201041										
		Date:		19-Jan-11										
Parameters	MDL		PQL	Result	Validity	Comments								
Hydrogen	0.25		0.6	2.800		g								

Project: Beaumont						**Table G-2**								
Site: 1						**Analytical Data Summary**								
Extraction Method: METHOD						**Method AM20GAX**								
Analytical Method: AM20GAX														
Matrix: Water														
Units: nM			Environmental Samples											
		Field ID:		EW-16				EW-18						
		SDG:		A1A1924				A1A1924						
		Batch ID:		M110208016				M110208016						
		Date:		20-Jan-11				20-Jan-11						
Parameters	MDL		PQL	Result	Validity	Comments	PQL	Result	Validity	Comments				
Hydrogen	0.250		0.600	11.000		g	0.600	4.000		g				

Project: Beaumont						**Table G-3**								
Site: 1						**Analytical Data Summary**								
Extraction Method: None						**EPA Method AM23G**								
Analytical Method: AM23G														
Matrix: Water														
Units: mg/L			Environmental Samples											
		Field ID:		MW-70										
		SDG:		A0I1181										
		Batch ID:		M100916029										
		Date:		13-Sep-10										
Parameters	MDL		PQL	Result	Validity	Comments								
Acetic Acid	0.006		0.07	0.071		g								
Butyric Acid	0.004		0.05	ND	U	g								
Hexanoic Acid	0.006		0.05	ND	U	g								
i-Pentanoic Acid	0.044		0.15	ND	U	g								
i-Hexanoic Acid	0.006		0.05	ND	U	g								
Lactic Acid and HIBA	0.01		0.1	0.15	B	a								
Pyruvic Acid	0.033		0.15	ND	U	g								
Propionic Acid	0.007		0.05	0.042	J	q								
Pentanoic Acid	0.012		0.07	ND	U	g								

Project: Beaumont						**Table G-3**								
Site: 1						**Analytical Data Summary**								
Extraction Method: None						**EPA Method AM23G**								
Analytical Method: AM23G														
Matrix: Water														
Units: mg/L			Environmental Samples											
		Field ID:		F33-TW2				F33-TW3				F33-TW6		
		SDG:		A0I1525				A0I1525				A0I1525		
		Batch ID:		M100923018				M100923018				M100923018		
		Date:		14-Sep-10				14-Sep-10				14-Sep-10		
Parameters	MDL		PQL	Result	Validity	Comments	PQL	Result	Validity	Comments	PQL	Result	Validity	Comments
Acetic Acid	0.006		0.07	0.075		g	0.07	0.074		g	0.07	0.076		g
Butyric Acid	0.004		0.05	ND	U	g	0.05	ND	U	g	0.05	ND	U	g
Hexanoic Acid	0.006		0.05	ND	U	g	0.05	ND	U	g	0.05	ND	U	g
i-Pentanoic Acid	0.044		0.15	ND	U	g	0.15	ND	U	g	0.15	ND	U	g
i-Hexanoic Acid	0.006		0.05	ND	U	g	0.05	ND	U	g	0.05	ND	U	g
Lactic Acid and HIBA	0.01		0.1	ND	U	g	0.1	ND	U	g	0.1	ND	U	g
Pyruvic Acid	0.033		0.15	ND	U	g	0.15	ND	U	g	0.15	ND	U	g
Propionic Acid	0.007		0.05	0.038	J	q	0.05	ND	U	g	0.05	ND	U	g
Pentanoic Acid	0.012		0.07	ND	U	g	0.07	ND	U	g	0.07	ND	U	g

Project: Beaumont						**Table G-3**								
Site: 1						**Analytical Data Summary**								
Extraction Method: None						**EPA Method AM23G**								
Analytical Method: AM23G														
Matrix: Water														
Units: mg/L			Environmental Samples											
		Field ID:		F33-TW7										
		SDG:		A0I1525										
		Batch ID:		M100923018										
		Date:		14-Sep-10										
Parameters	MDL		PQL	Result	Validity	Comments								
Acetic Acid	0.006		0.07	0.065	J	q								
Butyric Acid	0.004		0.05	ND	U	g								
Hexanoic Acid	0.006		0.05	ND	U	g								
i-Pentanoic Acid	0.044		0.15	ND	U	g								
i-Hexanoic Acid	0.006		0.05	ND	U	g								
Lactic Acid and HIBA	0.01		0.1	ND	U	g								
Pyruvic Acid	0.033		0.15	ND	U	g								
Propionic Acid	0.007		0.05	ND	U	g								
Pentanoic Acid	0.012		0.07	ND	U	g								

Project: Beaumont						**Table G-3**								
Site: 1						**Analytical Data Summary**								
Extraction Method: None						**EPA Method AM23G**								
Analytical Method: AM23G														
Matrix: Water														
Units: mg/L			Environmental Samples											
		Field ID:		MW-82				MW-83						
		SDG:		A0I1671				A0I1671						
		Batch ID:		M100927031				M100927031						
		Date:		15-Sep-10				15-Sep-10						
Parameters	MDL		PQL	Result	Validity	Comments	PQL	Result	Validity	Comments				
Acetic Acid	0.006		0.07	ND	U	g	0.07	0.061	B J	a, q				
Butyric Acid	0.004		0.05	ND	U	g	0.05	ND	U	g				
Hexanoic Acid	0.006		0.05	ND	U	g	0.05	ND	U	g				
i-Pentanoic Acid	0.044		0.15	ND	U	g	0.15	ND	U	g				
i-Hexanoic Acid	0.006		0.05	ND	U	g	0.05	ND	U	g				
Lactic Acid and HIBA	0.01		0.1	ND	U	g	0.1	ND	U	g				
Pyruvic Acid	0.033		0.15	ND	U	g	0.15	ND	U	g				
Propionic Acid	0.007		0.05	ND	U	g	0.05	ND	U	g				
Pentanoic Acid	0.012		0.07	ND	U	g	0.07	ND	U	g				

Project: Beaumont						**Table G-3**								
Site: 1						**Analytical Data Summary**								
Extraction Method: None						**EPA Method AM23G**								
Analytical Method: AM23G														
Matrix: Water														
Units: mg/L			Environmental Samples											
		Field ID:		F33-TW2				F33-TW6				F33-TW7		
		SDG:		A1A0672				A1A0672				A1A0672		
		Batch ID:		M110112018				M110112018				M110112018		
		Date:		7-Jan-11				7-Jan-11				7-Jan-11		
Parameters	MDL		PQL	Result	Validity	Comments	PQL	Result	Validity	Comments	PQL	Result	Validity	Comments
Acetic Acid	0.006		0.070	0.045	J	q	0.070	ND	U	g	0.070	0.058	J	q
Butyric Acid	0.004		0.050	ND	U	g	0.050	ND	U	g	0.050	ND	U	g
Hexanoic Acid	0.006		0.050	ND	U	g	0.050	ND	U	g	0.050	ND	U	g
i-Pentanoic Acid	0.044		0.150	ND	U	g	0.150	ND	U	g	0.150	ND	U	g
i-Hexanoic Acid	0.006		0.050	ND	U	g	0.050	ND	U	g	0.050	ND	U	g
Lactic Acid and HIBA	0.01		0.100	0.240	B	a	0.100	ND	U	g	0.100	0.240	B	a
Pyruvic Acid	0.033		0.150	ND	U	g	0.150	ND	U	g	0.150	ND	U	g
Propionic Acid	0.007		0.050	ND	U	g	0.050	ND	U	g	0.050	ND	U	g
Pentanoic Acid	0.012		0.070	ND	U	g	0.070	ND	U	g	0.070	ND	U	g

Project: Beaumont						**Table G-3**								
Site: 1						**Analytical Data Summary**								
Extraction Method: None						**EPA Method AM23G**								
Analytical Method: AM23G														
Matrix: Water														
Units: mg/L			Environmental Samples											
		Field ID:		MW-82				MW-83						
		SDG:		A1A0848				A1A0848						
		Batch ID:		M110113014				M110113014						
		Date:		10-Jan-11				10-Jan-11						
Parameters	MDL		PQL	Result	Validity	Comments	PQL	Result	Validity	Comments				
Acetic Acid	0.006		0.070	0.062	J	q	0.070	0.050	J	q				
Butyric Acid	0.004		0.050	ND	U	g	0.050	ND	U	g				
Hexanoic Acid	0.006		0.050	ND	U	g	0.050	ND	U	g				
i-Pentanoic Acid	0.044		0.150	ND	U	g	0.150	ND	U	g				
i-Hexanoic Acid	0.006		0.050	ND	U	g	0.050	ND	U	g				
Lactic Acid and HIBA	0.010		0.100	0.260	B	a	0.100	0.210	B	a				
Pyruvic Acid	0.033		0.150	ND	U	g	0.150	ND	U	g				
Propionic Acid	0.007		0.050	ND	U	g	0.050	ND	U	g				
Pentanoic Acid	0.012		0.070	ND	U	g	0.070	ND	U	g				

Project: Beaumont						**Table G-3**								
Site: 1						**Analytical Data Summary**								
Extraction Method: None						**EPA Method AM23G**								
Analytical Method: AM23G														
Matrix: Water														
Units: mg/L			Environmental Samples											
		Field ID:		MW-49				MW-49-DUP				MW-61B		
		SDG:		A1A0860				A1A0860				A1A0860		
		Batch ID:		M110112018				M110112018				M110112018		
		Date:		10-Jan-11				10-Jan-11				10-Jan-11		
Parameters	MDL		PQL	Result	Validity	Comments	PQL	Result	Validity	Comments	PQL	Result	Validity	Comments
Acetic Acid	0.006		0.070	0.120	J	f	0.070	0.180	J	f	0.070	0.079		g
Butyric Acid	0.004		0.050	ND	U	g	0.050	ND	U	g	0.050	ND	U	g
Hexanoic Acid	0.006		0.050	ND	U	g	0.050	ND	U	g	0.050	ND	U	g
i-Pentanoic Acid	0.044		0.150	ND	U	g	0.150	ND	U	g	0.150	ND	U	g
i-Hexanoic Acid	0.006		0.050	ND	U	g	0.050	ND	U	g	0.050	ND	U	g
Lactic Acid and HIBA	0.01		0.100	ND	U	g	0.100	ND	U	g	0.100	ND	U	g
Pyruvic Acid	0.033		0.150	ND	U	g	0.150	ND	U	g	0.150	ND	U	g
Propionic Acid	0.007		0.050	0.089		g	0.050	0.100		g	0.050	0.110		g
Pentanoic Acid	0.012		0.070	ND	U	g	0.070	ND	U	g	0.070	ND	U	g

Project: Beaumont						**Table G-3**								
Site: 1						**Analytical Data Summary**								
Extraction Method: None						**EPA Method AM23G**								
Analytical Method: AM23G														
Matrix: Water														
Units: mg/L			Environmental Samples											
		Field ID:		EW-15				MW-101				MW-19		
		SDG:		A1A0991				A1A0991				A1A0991		
		Batch ID:		M110119023				M110119023				M110119023		
		Date:		11-Jan-11				11-Jan-11				11-Jan-11		
Parameters	MDL		PQL	Result	Validity	Comments	PQL	Result	Validity	Comments	PQL	Result	Validity	Comments
Acetic Acid	0.006		0.070	0.120	B	k	0.070	ND	U	g	0.070	0.059	J	q
Butyric Acid	0.004		0.050	ND	U	g	0.050	ND	U	g	0.050	ND	U	g
Hexanoic Acid	0.006		0.050	ND	U	g	0.050	ND	U	g	0.050	ND	U	g
i-Pentanoic Acid	0.044		0.150	ND	U	g	0.150	ND	U	g	0.150	ND	U	g
i-Hexanoic Acid	0.006		0.050	ND	U	g	0.050	ND	U	g	0.050	ND	U	g
Lactic Acid and HIBA	0.010		0.100	0.160	B	a, k	0.100	ND	U	g	0.100	ND	U	g
Pyruvic Acid	0.033		0.150	ND	U	g	0.150	ND	U	g	0.150	ND	U	g
Propionic Acid	0.007		0.050	0.080		g	0.050	ND	U	g	0.050	ND	U	g
Pentanoic Acid	0.012		0.070	ND	U	g	0.070	ND	U	g	0.070	ND	U	g

Project: Beaumont						**Table G-3**								
Site: 1						**Analytical Data Summary**								
Extraction Method: None						**EPA Method AM23G**								
Analytical Method: AM23G														
Matrix: Water														
Units: mg/L			Environmental Samples											
		Field ID:		EW-13				MW-61C						
		SDG:		A1A1153				A1A1153						
		Batch ID:		M110119023				M110119023						
		Date:		12-Jan-11				12-Jan-11						
Parameters	MDL		PQL	Result	Validity	Comments	PQL	Result	Validity	Comments				
Acetic Acid	0.006		0.070	0.056	B J	k, q	0.070	0.140		g				
Butyric Acid	0.004		0.050	ND	U	g	0.050	ND	U	g				
Hexanoic Acid	0.006		0.050	ND	U	g	0.050	ND	U	g				
i-Pentanoic Acid	0.044		0.150	ND	U	g	0.150	ND	U	g				
i-Hexanoic Acid	0.006		0.050	ND	U	g	0.050	ND	U	g				
Lactic Acid and HIBA	0.010		0.100	0.230	B	a, k	0.100	ND	U	g				
Pyruvic Acid	0.033		0.150	ND	U	g	0.150	ND	U	g				
Propionic Acid	0.007		0.050	ND	U	g	0.050	ND	U	g				
Pentanoic Acid	0.012		0.070	ND	U	g	0.070	ND	U	g				

Project: Beaumont				**Table G-3**										
Site: 1				**Analytical Data Summary**										
Extraction Method: None				**EPA Method AM23G**										
Analytical Method: AM23G														
Matrix: Water														
Units: mg/L			Environmental Samples											
		Field ID:		F33-TW3				F33-TW3-DUP				MW-70		
		SDG:		A1A1282				A1A1282				A1A1282		
		Batch ID:		M110119023				M110119023				M110119023		
		Date:		13-Jan-11				13-Jan-11				13-Jan-11		
Parameters	MDL		PQL	Result	Validity	Comments	PQL	Result	Validity	Comments	PQL	Result	Validity	Comments
Acetic Acid	0.006		0.070	0.085		g	0.070	0.080		g	0.070	0.160		g
Butyric Acid	0.004		0.050	ND	U	g	0.050	ND	U	g	0.050	ND	U	g
Hexanoic Acid	0.006		0.050	ND	U	g	0.050	ND	U	g	0.050	ND	U	g
i-Pentanoic Acid	0.044		0.150	ND	U	g	0.150	ND	U	g	0.150	ND	U	g
i-Hexanoic Acid	0.006		0.050	ND	U	g	0.050	ND	U	g	0.050	ND	U	g
Lactic Acid and HIBA	0.010		0.100	ND	U	g	0.100	ND	U	g	0.100	ND	U	g
Pyruvic Acid	0.033		0.150	ND	U	g	0.150	ND	U	g	0.150	ND	U	g
Propionic Acid	0.007		0.050	ND	U	g	0.050	ND	U	g	0.050	ND	U	g
Pentanoic Acid	0.012		0.070	ND	U	g	0.070	ND	U	g	0.070	ND	U	g

Project: Beaumont						Table G-3								
Site: 1						Analytical Data Summary								
Extraction Method: None						EPA Method AM23G								
Analytical Method: AM23G														
Matrix: Water														
Units: mg/L			Environmental Samples											
		Field ID:		IW-03				IW-04				MW-102		
		SDG:		A1A1498				A1A1498				A1A1498		
		Batch ID:		M110120023				M110120023				M110120023		
		Date:		17-Jan-11				17-Jan-11				17-Jan-11		
Parameters	MDL		PQL	Result	Validity	Comments	PQL	Result	Validity	Comments	PQL	Result	Validity	Comments
Acetic Acid	0.006		0.07	0.033	B J	k, q	0.07	0.057	J	q	0.07	0.089		g
Butyric Acid	0.004		0.05	ND	U	g	0.05	ND	U	g	0.05	ND	U	g
Hexanoic Acid	0.006		0.05	ND	U	g	0.05	ND	U	g	0.05	ND	U	g
i-Pentanoic Acid	0.044		0.15	ND	U	g	0.15	ND	U	g	0.15	ND	U	g
i-Hexanoic Acid	0.006		0.05	ND	U	g	0.05	ND	U	g	0.05	ND	U	g
Lactic Acid and HIBA	0.01		0.1	0.170	B	a, k	0.1	0.170	B	a	0.1	ND	U	g
Pyruvic Acid	0.033		0.15	ND	U	g	0.15	ND	U	g	0.15	ND	U	g
Propionic Acid	0.007		0.05	ND	U	g	0.05	0.075		g	0.05	ND	U	g
Pentanoic Acid	0.012		0.07	ND	U	g	0.07	ND	U	g	0.07	ND	U	g

Project: Beaumont						**Table G-3**								
Site: 1						**Analytical Data Summary**								
Extraction Method: None						**EPA Method AM23G**								
Analytical Method: AM23G														
Matrix: Water														
Units: mg/L			Environmental Samples											
		Field ID:		IW-01				IW-02				MW-50		
		SDG:		A1A1651				A1A1651				A1A1651		
		Batch ID:		M110120023				M110120023				M110120023		
		Date:		18-Jan-11				18-Jan-11				18-Jan-11		
Parameters	MDL		PQL	Result	Validity	Comments	PQL	Result	Validity	Comments	PQL	Result	Validity	Comments
Acetic Acid	0.006		0.07	0.048	B J	k, q	0.07	0.054	B J	k, q	0.070	ND	U	g
Butyric Acid	0.004		0.05	ND	U	g	0.05	ND	U	g	0.050	ND	U	g
Hexanoic Acid	0.006		0.05	ND	U	g	0.05	ND	U	g	0.050	ND	U	g
i-Pentanoic Acid	0.044		0.15	ND	U	g	0.15	ND	U	g	0.150	ND	U	g
i-Hexanoic Acid	0.006		0.05	ND	U	g	0.05	ND	U	g	0.050	ND	U	g
Lactic Acid and HIBA	0.01		0.1	ND	U	g	0.1	ND	U	g	0.100	ND	U	g
Pyruvic Acid	0.033		0.15	ND	U	g	0.15	ND	U	g	0.150	ND	U	g
Propionic Acid	0.007		0.05	ND	U	g	0.05	ND	U	g	0.050	ND	U	g
Pentanoic Acid	0.012		0.07	ND	U	g	0.07	ND	U	g	0.070	ND	U	g

Project: Beaumont						**Table G-3**								
Site: 1						**Analytical Data Summary**								
Extraction Method: None						**EPA Method AM23G**								
Analytical Method: AM23G														
Matrix: Water														
Units: mg/L			Environmental Samples											
		Field ID:		MW-51				MW-52						
		SDG:		A1A1651				A1A1651						
		Batch ID:		M110120023				M110120023						
		Date:		18-Jan-11				18-Jan-11						
Parameters	MDL		PQL	Result	Validity	Comments	PQL	Result	Validity	Comments				
Acetic Acid	0.006		0.070	0.059	B J	k, q	0.070	0.074	B	k				
Butyric Acid	0.004		0.050	ND	U	g	0.050	ND	U	g				
Hexanoic Acid	0.006		0.050	ND	U	g	0.050	ND	U	g				
i-Pentanoic Acid	0.044		0.150	ND	U	g	0.150	ND	U	g				
i-Hexanoic Acid	0.006		0.050	ND	U	g	0.050	ND	U	g				
Lactic Acid and HIBA	0.01		0.100	ND	U	g	0.100	ND	U	g				
Pyruvic Acid	0.033		0.150	ND	U	g	0.150	ND	U	g				
Propionic Acid	0.007		0.050	ND	U	g	0.050	ND	U	g				
Pentanoic Acid	0.012		0.070	ND	U	g	0.070	ND	U	g				

Project: Beaumont						Table G-3								
Site: 1						Analytical Data Summary								
Extraction Method: None						EPA Method AM23G								
Analytical Method: AM23G														
Matrix: Water														
Units: mg/L			Environmental Samples											
		Field ID:		EW-18				IW-05				MW-44		
		SDG:		A1A1790				A1A1790				A1A1790		
		Batch ID:		M110124009				M110124009				M110124009		
		Date:		19-Jan-11				19-Jan-11				19-Jan-11		
Parameters	MDL		PQL	Result	Validity	Comments	PQL	Result	Validity	Comments	PQL	Result	Validity	Comments
Acetic Acid	0.006		0.070	0.041	B J	k, q	0.070	0.031	B J	k, q	0.070	0.056	B J	k, q
Butyric Acid	0.004		0.050	ND	U	g	0.050	ND	U	g	0.050	ND	U	g
Hexanoic Acid	0.006		0.050	ND	U	g	0.050	ND	U	g	0.050	ND	U	g
i-Pentanoic Acid	0.044		0.150	ND	U	g	0.150	ND	U	g	0.150	ND	U	g
i-Hexanoic Acid	0.006		0.050	ND	U	g	0.050	ND	U	g	0.050	ND	U	g
Lactic Acid and HIBA	0.010		0.100	0.230	B	a, k	0.100	ND	U	g	0.100	ND	U	g
Pyruvic Acid	0.033		0.150	0.100	B J	k, q	0.150	ND	U	g	0.150	0.095	B J	k, q
Propionic Acid	0.007		0.050	ND	U	g	0.050	ND	U	g	0.050	ND	U	g
Pentanoic Acid	0.012		0.070	ND	U	g	0.070	ND	U	g	0.070	ND	U	g

Project: Beaumont						Table G-3								
Site: 1						Analytical Data Summary								
Extraction Method: None						EPA Method AM23G								
Analytical Method: AM23G														
Matrix: Water														
Units: mg/L			Environmental Samples											
		Field ID:		EW-16										
		SDG:		A1A1931										
		Batch ID:		M110127021										
		Date:		20-Jan-11										
Parameters	MDL		PQL	Result	Validity	Comments								
Acetic Acid	0.006		0.070	0.071	B	k								
Butyric Acid	0.004		0.050	ND	U	g								
Hexanoic Acid	0.006		0.050	ND	U	g								
i-Pentanoic Acid	0.044		0.150	ND	U	g								
i-Hexanoic Acid	0.006		0.050	ND	U	g								
Lactic Acid and HIBA	0.01		0.100	0.200	B	k								
Pyruvic Acid	0.033		0.150	ND	U	g								
Propionic Acid	0.007		0.050	0.074	B	k								
Pentanoic Acid	0.012		0.070	ND	U	g								

Project: Beaumont						**Table G-4**								
Site: 1						**Analytical Data Summary**								
Extraction Method: METHOD						**EPA Method E200.7**								
Analytical Method: E200.7														
Matrix: Water														
Units: ug/L			Environmental Samples											
		Field ID:		F33-TW2-F				F33-TW6-F						
		SDG:		A1A0671				A1A0671						
		Batch ID:		1A12037				1A12037						
		Date:		7-Jan-11				7-Jan-11						
Parameters	MDL		PQL	Result	Validity	Comments	PQL	Result	Validity	Comments				
Manganese	0.24		10	420		g	10	180		g				

Project: Beaumont						**Table G-4**								
Site: 1						**Analytical Data Summary**								
Extraction Method: METHOD						**EPA Method E200.7**								
Analytical Method: E200.7														
Matrix: Water														
Units: ug/L			Environmental Samples											
		Field ID:		MW-49-F				MW-49-DUP-F				MW-61B-F		
		SDG:		A1A0851				A1A0851				A1A0851		
		Batch ID:		1A12037				1A12037				1A12037		
		Date:		10-Jan-11				10-Jan-11				10-Jan-11		
Parameters	MDL		PQL	Result	Validity	Comments	PQL	Result	Validity	Comments	PQL	Result	Validity	Comments
Manganese	0.24		10	ND	U	g	10	ND	U	g	10	ND	U	g

Project: Beaumont						**Table G-4**								
Site: 1						**Analytical Data Summary**								
Extraction Method: METHOD						**EPA Method E200.7**								
Analytical Method: E200.7														
Matrix: Water														
Units: ug/L			Environmental Samples											
		Field ID:		MW-82-F				MW-83-F						
		SDG:		A1A0851				A1A0851						
		Batch ID:		1A12037				1A12037						
		Date:		10-Jan-11				10-Jan-11						
Parameters	MDL		PQL	Result	Validity	Comments	PQL	Result	Validity	Comments				
Manganese	0.24		10	2.2	J	q	10	ND	U	g				

Project: Beaumont						**Table G-4**								
Site: 1						**Analytical Data Summary**								
Extraction Method: METHOD						**EPA Method E200.7**								
Analytical Method: E200.7														
Matrix: Water														
Units: ug/L			Environmental Samples											
		Field ID:		MW-101-F				MW-19-F						
		SDG:		A1A0994				A1A0994						
		Batch ID:		1A18040				1A18040						
		Date:		11-Jan-11				11-Jan-11						
Parameters	MDL		PQL	Result	Validity	Comments	PQL	Result	Validity	Comments				
Manganese	0.24		10	110		g	10	90		g				

Project: Beaumont						**Table G-4**								
Site: 1						**Analytical Data Summary**								
Extraction Method: METHOD						**EPA Method E200.7**								
Analytical Method: E200.7														
Matrix: Water														
Units: ug/L			Environmental Samples											
		Field ID:		EW-15-F										
		SDG:		A1A0998										
		Batch ID:		1A18040										
		Date:		11-Jan-11										
Parameters	MDL		PQL	Result	Validity	Comments								
Manganese	0.24		10	120		g								

Project: Beaumont						**Table G-4**								
Site: 1						**Analytical Data Summary**								
Extraction Method: METHOD						**EPA Method E200.7**								
Analytical Method: E200.7														
Matrix: Water														
Units: ug/L			Environmental Samples											
		Field ID:		EW-13-F										
		SDG:		A1A1157										
		Batch ID:		1A18040										
		Date:		12-Jan-11										
Parameters	MDL		PQL	Result	Validity	Comments								
Manganese	0.24		10	6.2	J	q								

Project: Beaumont						**Table G-4**								
Site: 1						**Analytical Data Summary**								
Extraction Method: METHOD						**EPA Method E200.7**								
Analytical Method: E200.7														
Matrix: Water														
Units: ug/L			Environmental Samples											
		Field ID:		MW-61C-F										
		SDG:		A1A1161										
		Batch ID:		1A18040										
		Date:		12-Jan-11										
Parameters	MDL		PQL	Result	Validity	Comments								
Manganese	0.24		10	0.65	J	q								

Project: Beaumont						Table G-4								
Site: 1						Analytical Data Summary								
Extraction Method: METHOD						EPA Method E200.7								
Analytical Method: E200.7														
Matrix: Water														
Units: ug/L			Environmental Samples											
		Field ID:		F33-TW3-F				F33-TW3-DUP-F				MW-70-F		
		SDG:		A1A1289				A1A1289				A1A1289		
		Batch ID:		1A18040				1A18040				1A18040		
		Date:		13-Jan-11				13-Jan-11				13-Jan-11		
Parameters	MDL		PQL	Result	Validity	Comments	PQL	Result	Validity	Comments	PQL	Result	Validity	Comments
Manganese	0.24		10	15		g	10	17		g	10	ND	U	g

Project: Beaumont						**Table G-4**								
Site: 1						**Analytical Data Summary**								
Extraction Method: METHOD						**EPA Method E200.7**								
Analytical Method: E200.7														
Matrix: Water														
Units: ug/L			Environmental Samples											
		Field ID:		IW-03-F				IW-04-F				MW-102-F		
		SDG:		A1A1492				A1A1492				A1A1492		
		Batch ID:		1A18040				1A18040				1A18040		
		Date:		17-Jan-11				17-Jan-11				17-Jan-11		
Parameters	MDL		PQL	Result	Validity	Comments	PQL	Result	Validity	Comments	PQL	Result	Validity	Comments
Manganese	0.24		10	420		g	10	660		g	10	110		g

Project: Beaumont						Table G-4								
Site: 1						Analytical Data Summary								
Extraction Method: METHOD						EPA Method E200.7								
Analytical Method: E200.7														
Matrix: Water														
Units: ug/L			Environmental Samples											
		Field ID:		IW-01-F				MW-50-F				MW-52-F		
		SDG:		A1A1640				A1A1640				A1A1640		
		Batch ID:		1A24046				1A24046				1A24046		
		Date:		18-Jan-11				18-Jan-11				18-Jan-11		
Parameters	MDL		PQL	Result	Validity	Comments	PQL	Result	Validity	Comments	PQL	Result	Validity	Comments
Manganese	0.24		10	390		g	10	0.58	B J	k, q	10	ND	U	g

Project: Beaumont						Table G-4								
Site: 1						Analytical Data Summary								
Extraction Method: METHOD						EPA Method E200.7								
Analytical Method: E200.7														
Matrix: Water														
Units: ug/L			Environmental Samples											
		Field ID:		IW-02-F				MW-51-F						
		SDG:		A1A1650				A1A1650						
		Batch ID:		1A24046				1A24046						
		Date:		18-Jan-11				18-Jan-11						
Parameters	MDL		PQL	Result	Validity	Comments	PQL	Result	Validity	Comments				
Manganese	0.24		10	360		g	10	1.3	B J	k, q				

Project: Beaumont						**Table G-4**								
Site: 1						**Analytical Data Summary**								
Extraction Method: METHOD						**EPA Method E200.7**								
Analytical Method: E200.7														
Matrix: Water														
Units: ug/L			Environmental Samples											
		Field ID:		MW-44-F										
		SDG:		A1A1779										
		Batch ID:		1A24046										
		Date:		19-Jan-11										
Parameters	MDL		PQL	Result	Validity	Comments								
Manganese	0.24		10	0.25	B J	k, q								

Project: Beaumont						**Table G-4**								
Site: 1						**Analytical Data Summary**								
Extraction Method: METHOD						**EPA Method E200.7**								
Analytical Method: E200.7														
Matrix: Water														
Units: ug/L			Environmental Samples											
		Field ID:		EW-18-F				IW-05-F						
		SDG:		A1A1785				A1A1785						
		Batch ID:		1A24046				1A24046						
		Date:		19-Jan-11				19-Jan-11						
Parameters	MDL		PQL	Result	Validity	Comments	PQL	Result	Validity	Comments				
Manganese	0.24		10	200		g	10	260		g				

Project: Beaumont						**Table G-4**								
Site: 1						**Analytical Data Summary**								
Extraction Method: METHOD						**EPA Method E200.7**								
Analytical Method: E200.7														
Matrix: Water														
Units: ug/L			Environmental Samples											
		Field ID:		EW-16-F										
		SDG:		A1A1924										
		Batch ID:		1A24046										
		Date:		20-Jan-11										
Parameters	MDL		PQL	Result	Validity	Comments								
Manganese	0.24		10	78		g								

Project: Beaumont						Table G-5								
Site: 1						Analytical Data Summary								
Extraction Method: None						EPA Method E332.0								
Analytical Method: E332.0														
Matrix: Water														
Units: ug/L			Environmental Samples											
		Field ID:		MW-101				MW-102				MW-70		
		SDG:		A0I1181				A0I1181				A0I1181		
		Batch ID:		0I20003				0I20003				0I20003		
		Date:		13-Sep-10				13-Sep-10				13-Sep-10		
Parameters	MDL		PQL	Result	Validity	Comments	PQL	Result	Validity	Comments	PQL	Result	Validity	Comments
Perchlorate	0.071		0.10	ND	U	g	0.10	ND	U	g	0.10	2.2		g

Project: Beaumont						**Table G-5**								
Site: 1						**Analytical Data Summary**								
Extraction Method: None						**EPA Method E332.0**								
Analytical Method: E332.0														
Matrix: Water														
Units: ug/L			Environmental Samples											
		Field ID:		F33-TW2				F33-TW3				F33-TW6		
		SDG:		A0I1525				A0I1525				A0I1525		
		Batch ID:		0I20003				0I20003				0I20003		
		Date:		14-Sep-10				14-Sep-10				14-Sep-10		
Parameters	MDL		PQL	Result	Validity	Comments	PQL	Result	Validity	Comments	PQL	Result	Validity	Comments
Perchlorate	0.071		0.10	ND	U	g	0.10	ND	U	g	0.10	ND	U	g

Project: Beaumont						**Table G-5**								
Site: 1						**Analytical Data Summary**								
Extraction Method: None						**EPA Method E332.0**								
Analytical Method: E332.0														
Matrix: Water														
Units: ug/L			Environmental Samples											
		Field ID:		F33-TW7										
		SDG:		A0I1525										
		Batch ID:		0I20003										
		Date:		14-Sep-10										
Parameters	MDL		PQL	Result	Validity	Comments								
Perchlorate	0.071		0.10	ND	U	g								

Project: Beaumont						Table G-5								
Site: 1						Analytical Data Summary								
Extraction Method: None						EPA Method E332.0								
Analytical Method: E332.0														
Matrix: Water														
Units: ug/L			Environmental Samples											
		Field ID:		EW-15				EW-15-DUP				MW-82		
		SDG:		A0I1671				A0I1671				A0I1671		
		Batch ID:		0I20003				0I20003				0I20003		
		Date:		15-Sep-10				15-Sep-10				15-Sep-10		
Parameters	MDL		PQL	Result	Validity	Comments	PQL	Result	Validity	Comments	PQL	Result	Validity	Comments
				Dilution 10000				Dilution 10000						
Perchlorate	0.071		1000	41000		g	1000	42000		g	0.10	ND	U	g

Project: Beaumont						**Table G-5**								
Site: 1						**Analytical Data Summary**								
Extraction Method: None						**EPA Method E332.0**								
Analytical Method: E332.0														
Matrix: Water														
Units: ug/L			Environmental Samples											
		Field ID:		MW-83										
		SDG:		A0I1671										
		Batch ID:		0I20003										
		Date:		15-Sep-10										
Parameters	MDL		PQL	Result	Validity	Comments								
Perchlorate	0.071		0.10	ND	U	g								

Project: Beaumont						**Table G-5**								
Site: 1						**Analytical Data Summary**								
Extraction Method: None						**EPA Method E332.0**								
Analytical Method: E332.0														
Matrix: Water														
Units: ug/L			Environmental Samples											
		Field ID:		MW-105				MW-106				MW-106-DUP		
		SDG:		A0L1372				A0L1372				A0L1372		
		Batch ID:		0L14050				0L14050				0L14050		
		Date:		13-Dec-10				13-Dec-10				13-Dec-10		
Parameters	MDL		PQL	Result	Validity	Comments	PQL	Result	Validity	Comments	PQL	Result	Validity	Comments
Perchlorate	0.071		0.10	ND	U	g	0.10	ND	U	g	0.10	ND	U	g

Project: Beaumont						Table G-5								
Site: 1						Analytical Data Summary								
Extraction Method: None						EPA Method E332.0								
Analytical Method: E332.0														
Matrix: Water														
Units: ug/L			Environmental Samples											
		Field ID:		MW-108				MW-109						
		SDG:		A0L1372				A0L1372						
		Batch ID:		0L14050				0L14050						
		Date:		13-Dec-10				13-Dec-10						
Parameters	MDL		PQL	Result	Validity	Comments	PQL	Result	Validity	Comments				
								Dilution 100						
Perchlorate	0.071		0.10	75		g	10	440		g				

Project: Beaumont						Table G-5								
Site: 1						Analytical Data Summary								
Extraction Method: None						EPA Method E332.0								
Analytical Method: E332.0														
Matrix: Water														
Units: ug/L			Environmental Samples											
		Field ID:		MW-103				MW-104				MW-107		
		SDG:		A0L1478				A0L1478				A0L1478		
		Batch ID:		0L14050				0L14050				0L14050		
		Date:		14-Dec-10				14-Dec-10				14-Dec-10		
Parameters	MDL		PQL	Result	Validity	Comments	PQL	Result	Validity	Comments	PQL	Result	Validity	Comments
Perchlorate	0.071		0.10	5.6		g	0.10	ND	U	g	0.10	14		g

Project: Beaumont						Table G-5								
Site: 1						Analytical Data Summary								
Extraction Method: None						EPA Method E332.0								
Analytical Method: E332.0														
Matrix: Water														
Units: ug/L			Environmental Samples											
		Field ID:		SW-01				SW-02				SW-03		
		SDG:		A1A0159				A1A0159				A1A0159		
		Batch ID:		1A04045				1A04045				1A04045		
		Date:		3-Jan-11				3-Jan-11				3-Jan-11		
Parameters	MDL		PQL	Result	Validity	Comments	PQL	Result	Validity	Comments	PQL	Result	Validity	Comments
								Dilution 10						
Perchlorate	0.071		0.10	ND	U	g	1.0	330		g	0.10	23		g

Project: Beaumont						**Table G-5**								
Site: 1						**Analytical Data Summary**								
Extraction Method: None						**EPA Method E332.0**								
Analytical Method: E332.0														
Matrix: Water														
Units: ug/L			Environmental Samples											
		Field ID:		SW-08				SW-10				SW-13		
		SDG:		A1A0159				A1A0159				A1A0159		
		Batch ID:		1A04045				1A04045				1A04045		
		Date:		3-Jan-11				3-Jan-11				3-Jan-11		
Parameters	MDL		PQL	Result	Validity	Comments	PQL	Result	Validity	Comments	PQL	Result	Validity	Comments
Perchlorate	0.071		0.10	ND	U	g	0.10	ND	U	g	0.10	ND	U	g

Project: Beaumont						**Table G-5**								
Site: 1						**Analytical Data Summary**								
Extraction Method: None						**EPA Method E332.0**								
Analytical Method: E332.0														
Matrix: Water														
Units: ug/L			Environmental Samples											
		Field ID:		SW-14				SW-15				SW-16		
		SDG:		A1A0159				A1A0159				A1A0159		
		Batch ID:		1A04045				1A04045				1A04045		
		Date:		3-Jan-11				3-Jan-11				3-Jan-11		
Parameters	MDL		PQL	Result	Validity	Comments	PQL	Result	Validity	Comments	PQL	Result	Validity	Comments
Perchlorate	0.071		0.10	41		g	0.10	ND	U	g	0.10	0.55		g

Project: Beaumont						**Table G-5**								
Site: 1						**Analytical Data Summary**								
Extraction Method: None						**EPA Method E332.0**								
Analytical Method: E332.0														
Matrix: Water														
Units: ug/L			Environmental Samples											
		Field ID:		MW-100										
		SDG:		A1A0301										
		Batch ID:		1A10040										
		Date:		4-Jan-11										
Parameters	MDL		PQL	Result	Validity	Comments								
Perchlorate	0.071		0.10	ND	U	g								

Project: Beaumont						**Table G-5**								
Site: 1						**Analytical Data Summary**								
Extraction Method: None						**EPA Method E332.0**								
Analytical Method: E332.0														
Matrix: Water														
Units: ug/L			Environmental Samples											
		Field ID:		SW-09										
		SDG:		A1A0306										
		Batch ID:		1A10040										
		Date:		4-Jan-11										
Parameters	MDL		PQL	Result	Validity	Comments								
Perchlorate	0.071		0.10	ND	U	g								

Project: Beaumont						**Table G-5**								
Site: 1						**Analytical Data Summary**								
Extraction Method: None						**EPA Method E332.0**								
Analytical Method: E332.0														
Matrix: Water														
Units: ug/L			Environmental Samples											
		Field ID:		MW-07				MW-07-DUP				MW-90		
		SDG:		A1A0458				A1A0458				A1A0458		
		Batch ID:		1A10040				1A10040				1A10040		
		Date:		5-Jan-11				5-Jan-11				5-Jan-11		
Parameters	MDL		PQL	Result	Validity	Comments	PQL	Result	Validity	Comments	PQL	Result	Validity	Comments
				Dilution 5.0				Dilution 5.0				Dilution 5.0		
Perchlorate	0.071		0.50	170		g	0.50	180		g	0.50	200		g

Project: Beaumont						Table G-5								
Site: 1						Analytical Data Summary								
Extraction Method: None						EPA Method E332.0								
Analytical Method: E332.0														
Matrix: Water														
Units: ug/L			Environmental Samples											
		Field ID:		MW-98B				MW-98B-DUP				SW-06		
		SDG:		A1A0458				A1A0458				A1A0458		
		Batch ID:		1A10040				1A10040				1A10040		
		Date:		5-Jan-11				5-Jan-11				5-Jan-11		
Parameters	MDL		PQL	Result	Validity	Comments	PQL	Result	Validity	Comments	PQL	Result	Validity	Comments
				Dilution 50				Dilution 50						
Perchlorate	0.071		5.0	1400		g	5.0	1300		g	0.10	0.64		g

Project: Beaumont						**Table G-5**								
Site: 1						**Analytical Data Summary**								
Extraction Method: None						**EPA Method E332.0**								
Analytical Method: E332.0														
Matrix: Water														
Units: ug/L			Environmental Samples											
		Field ID:		SW-06-DUP				SW-07				SW-07-DUP		
		SDG:		A1A0458				A1A0458				A1A0458		
		Batch ID:		1A10040				1A10040				1A10040		
		Date:		5-Jan-11				5-Jan-11				5-Jan-11		
Parameters	MDL		PQL	Result	Validity	Comments	PQL	Result	Validity	Comments	PQL	Result	Validity	Comments
Perchlorate	0.071		0.10	0.63		g	0.10	0.32		g	0.10	0.39		g

Project: Beaumont						**Table G-5**								
Site: 1						**Analytical Data Summary**								
Extraction Method: None						**EPA Method E332.0**								
Analytical Method: E332.0														
Matrix: Water														
Units: ug/L			Environmental Samples											
		Field ID:		SW-18				SW-19						
		SDG:		A1A0458				A1A0458						
		Batch ID:		1A10040				1A10040						
		Date:		5-Jan-11				5-Jan-11						
Parameters	MDL		PQL	Result	Validity	Comments	PQL	Result	Validity	Comments				
Perchlorate	0.071		0.10	0.56		g	0.10	0.41		g				

Project: Beaumont						Table G-5								
Site: 1						Analytical Data Summary								
Extraction Method: None						EPA Method E332.0								
Analytical Method: E332.0														
Matrix: Water														
Units: ug/L			Environmental Samples											
		Field ID:		MW-15				MW-18				MW-60A		
		SDG:		A1A0597				A1A0597				A1A0597		
		Batch ID:		1A10040				1A10040				1A10040		
		Date:		6-Jan-11				6-Jan-11				6-Jan-11		
Parameters	MDL		PQL	Result	Validity	Comments	PQL	Result	Validity	Comments	PQL	Result	Validity	Comments
												Dilution 100		
Perchlorate	0.071		0.10	ND	U	g	0.10	1.2		g	10	4700		g

Project: Beaumont						Table G-5								
Site: 1						Analytical Data Summary								
Extraction Method: None						EPA Method E332.0								
Analytical Method: E332.0														
Matrix: Water														
Units: ug/L			Environmental Samples											
		Field ID:		MW-60B				MW-76A						
		SDG:		A1A0597				A1A0597						
		Batch ID:		1A10040				1A10040						
		Date:		6-Jan-11				6-Jan-11						
Parameters	MDL		PQL	Result	Validity	Comments	PQL	Result	Validity	Comments				
				Dilution 50										
Perchlorate	0.071		5.0	1100		g	0.10	ND	U	g				

Project: Beaumont						**Table G-5**								
Site: 1						**Analytical Data Summary**								
Extraction Method: None						**EPA Method E332.0**								
Analytical Method: E332.0														
Matrix: Water														
Units: ug/L			Environmental Samples											
		Field ID:		F33-TW2				F33-TW6				F33-TW7		
		SDG:		A1A0670				A1A0670				A1A0670		
		Batch ID:		1A10040				1A17071				1A17071		
		Date:		7-Jan-11				7-Jan-11				7-Jan-11		
Parameters	MDL		PQL	Result	Validity	Comments	PQL	Result	Validity	Comments	PQL	Result	Validity	Comments
Perchlorate	0.071		0.10	ND	U	g	0.10	ND	U	g	0.10	ND	U	g

Project: Beaumont						**Table G-5**								
Site: 1						**Analytical Data Summary**								
Extraction Method: None						**EPA Method E332.0**								
Analytical Method: E332.0														
Matrix: Water														
Units: ug/L			Environmental Samples											
		Field ID:		MW-67										
		SDG:		A1A0670										
		Batch ID:		1A10040										
		Date:		7-Jan-11										
Parameters	MDL		PQL	Result	Validity	Comments								
Perchlorate	0.071		0.10	0.55		g								

Project: Beaumont						**Table G-5**								
Site: 1						**Analytical Data Summary**								
Extraction Method: None						**EPA Method E332.0**								
Analytical Method: E332.0														
Matrix: Water														
Units: ug/L			Environmental Samples											
		Field ID:		F33-TW2				F33-TW6						
		SDG:		A1A0671				A1A0671						
		Batch ID:		1A17071				1A17071						
		Date:		7-Jan-11				7-Jan-11						
Parameters	MDL		PQL	Result	Validity	Comments	PQL	Result	Validity	Comments				
Chlorate	1.0		1.0	ND	U	g	1.0	ND	U	g				

Project: Beaumont						Table G-5								
Site: 1						Analytical Data Summary								
Extraction Method: None						EPA Method E332.0								
Analytical Method: E332.0														
Matrix: Water														
Units: ug/L			Environmental Samples											
		Field ID:		MW-82				MW-83						
		SDG:		A1A0848				A1A0848						
		Batch ID:		1A17071				1A18047						
		Date:		10-Jan-11				10-Jan-11						
Parameters	MDL		PQL	Result	Validity	Comments	PQL	Result	Validity	Comments				
Perchlorate	0.071		0.10	ND	U	g	0.10	1.5		g				

Project: Beaumont						Table G-5								
Site: 1						Analytical Data Summary								
Extraction Method: None						EPA Method E332.0								
Analytical Method: E332.0														
Matrix: Water														
Units: ug/L			Environmental Samples											
		Field ID:		MW-49				MW-49-DUP				MW-61B		
		SDG:		A1A0851				A1A0851				A1A0851		
		Batch ID:		1A17071				1A17071				1A17071		
		Date:		10-Jan-11				10-Jan-11				10-Jan-11		
Parameters	MDL		PQL	Result	Validity	Comments	PQL	Result	Validity	Comments	PQL	Result	Validity	Comments
				Dilution 100				Dilution 100				Dilution 10000		
Perchlorate	0.071		10	370		g	10	360		g	1000	93000		g
Chlorate	1.0		100	ND	U	g	100	ND	U	g	10000	ND	U	g

Project: Beaumont						**Table G-5**								
Site: 1						**Analytical Data Summary**								
Extraction Method: None						**EPA Method E332.0**								
Analytical Method: E332.0														
Matrix: Water														
Units: ug/L			Environmental Samples											
		Field ID:		MW-82				MW-83						
		SDG:		A1A0851				A1A0851						
		Batch ID:		1A17071				1A17071						
		Date:		10-Jan-11				10-Jan-11						
Parameters	MDL		PQL	Result	Validity	Comments	PQL	Result	Validity	Comments				
Chlorate	1.0		1.0	ND	U	g	1.0	ND	U	g				

Project: Beaumont						**Table G-5**							
Site: 1						**Analytical Data Summary**							
Extraction Method: None						**EPA Method E332.0**							
Analytical Method: E332.0													
Matrix: Water													
Units: ug/L			Environmental Samples										
		Field ID:		MW-101				MW-19					
		SDG:		A1A0994				A1A0994					
		Batch ID:		1A17071				1A17071					
		Date:		11-Jan-11				11-Jan-11					
Parameters	MDL		PQL	Result	Validity	Comments	PQL	Result	Validity	Comments			
								Dilution 25					
Perchlorate	0.071		0.10	ND	U	g	2.5	140		g			
Chlorate	1.0		1.0	ND	U	g	25	ND	U	g			

Project: Beaumont						**Table G-5**							
Site: 1						**Analytical Data Summary**							
Extraction Method: None						**EPA Method E332.0**							
Analytical Method: E332.0													
Matrix: Water													
Units: ug/L			Environmental Samples										
		Field ID:		EW-15									
		SDG:		A1A0998									
		Batch ID:		1A17071									
		Date:		11-Jan-11									
Parameters	MDL		PQL	Result	Validity	Comments							
				Dilution 1000									
Perchlorate	0.071		100	4300		g							
Chlorate	1.0		1000	ND	U	g							

Project: Beaumont						**Table G-5**							
Site: 1						**Analytical Data Summary**							
Extraction Method: None						**EPA Method E332.0**							
Analytical Method: E332.0													
Matrix: Water													
Units: ug/L			Environmental Samples										
		Field ID:		EW-13									
		SDG:		A1A1157									
		Batch ID:		1A17071									
		Date:		12-Jan-11									
Parameters	MDL		PQL	Result	Validity	Comments							
Perchlorate	0.071		0.10	0.92		g							
Chlorate	1.0		1.0	ND	U	g							

Project: Beaumont						**Table G-5**							
Site: 1						**Analytical Data Summary**							
Extraction Method: None						**EPA Method E332.0**							
Analytical Method: E332.0													
Matrix: Water													
Units: ug/L			Environmental Samples										
		Field ID:		MW-61C									
		SDG:		A1A1161									
		Batch ID:		1A17071									
		Date:		12-Jan-11									
Parameters	MDL		PQL	Result	Validity	Comments							
				Dilution 500									
Perchlorate	0.071		50	3000		g							
Chlorate	1.0		500	ND	U	g							

Project: Beaumont						Table G-5								
Site: 1						Analytical Data Summary								
Extraction Method: None						EPA Method E332.0								
Analytical Method: E332.0														
Matrix: Water														
Units: ug/L			Environmental Samples											
		Field ID:		F33-TW3				F33-TW3-DUP				MW-70		
		SDG:		A1A1282				A1A1282				A1A1282		
		Batch ID:		1A18047				1A18047				1A18047		
		Date:		13-Jan-11				13-Jan-11				13-Jan-11		
Parameters	MDL		PQL	Result	Validity	Comments	PQL	Result	Validity	Comments	PQL	Result	Validity	Comments
Perchlorate	0.071		0.10	0.34		g	0.10	0.34		g	0.10	3.1		g

Project: Beaumont						Table G-5								
Site: 1						Analytical Data Summary								
Extraction Method: None						EPA Method E332.0								
Analytical Method: E332.0														
Matrix: Water														
Units: ug/L			Environmental Samples											
		Field ID:		F33-TW3				F33-TW3-DUP				MW-70		
		SDG:		A1A1289				A1A1289				A1A1289		
		Batch ID:		1A17071				1A17071				1A17071		
		Date:		13-Jan-11				13-Jan-11				13-Jan-11		
Parameters	MDL		PQL	Result	Validity	Comments	PQL	Result	Validity	Comments	PQL	Result	Validity	Comments
Chlorate	1.0		1.0	ND	U	g	1.0	ND	U	g	1.0	ND	U	g

Project: Beaumont						**Table G-5**								
Site: 1						**Analytical Data Summary**								
Extraction Method: None						**EPA Method E332.0**								
Analytical Method: E332.0														
Matrix: Water														
Units: ug/L			Environmental Samples											
		Field ID:		IW-03				IW-04				MW-102		
		SDG:		A1A1492				A1A1492				A1A1492		
		Batch ID:		1A18047				1A18047				1A18047		
		Date:		17-Jan-11				17-Jan-11				17-Jan-11		
Parameters	MDL		PQL	Result	Validity	Comments	PQL	Result	Validity	Comments	PQL	Result	Validity	Comments
Perchlorate	0.071		0.10	1.7		g					0.10	ND	U	g
Chlorate	1.0		1.0	ND	U	g	1.0	ND	U	g	1.0	ND	U	g

Project: Beaumont						**Table G-5**								
Site: 1						**Analytical Data Summary**								
Extraction Method: None						**EPA Method E332.0**								
Analytical Method: E332.0														
Matrix: Water														
Units: ug/L			Environmental Samples											
		Field ID:		IW-04										
		SDG:		A1A1500										
		Batch ID:		1A18047										
		Date:		17-Jan-11										
Parameters	MDL		PQL	Result	Validity	Comments								
Perchlorate	0.071		0.10	ND	U	g								

Project: Beaumont						Table G-5								
Site: 1						Analytical Data Summary								
Extraction Method: None						EPA Method E332.0								
Analytical Method: E332.0														
Matrix: Water														
Units: ug/L			Environmental Samples											
		Field ID:		IW-01				MW-50				MW-50		
		SDG:		A1A1640				A1A1640				A1A1640		
		Batch ID:		1A20044				1A20044				1A24061		
		Date:		18-Jan-11				18-Jan-11				18-Jan-11		
Parameters	MDL		PQL	Result	Validity	Comments	PQL	Result	Validity	Comments	PQL	Result	Validity	Comments
												Dilution 100		
Perchlorate	0.071		0.10	0.081	J	q					10	450		g
Chlorate	1.0		1.0	ND	U	g	1.0	ND	U	g				

Project: Beaumont						Table G-5							
Site: 1						Analytical Data Summary							
Extraction Method: None						EPA Method E332.0							
Analytical Method: E332.0													
Matrix: Water													
Units: ug/L			Environmental Samples										
		Field ID:		MW-52				MW-52					
		SDG:		A1A1640				A1A1640					
		Batch ID:		1A20044				1A24061					
		Date:		18-Jan-11				18-Jan-11					
Parameters	MDL		PQL	Result	Validity	Comments	PQL	Result	Validity	Comments			
								Dilution 200					
Perchlorate	0.071						20	720		g			
Chlorate	1.0		1.0	ND	U	g							

Project: Beaumont						**Table G-5**								
Site: 1						**Analytical Data Summary**								
Extraction Method: None						**EPA Method E332.0**								
Analytical Method: E332.0														
Matrix: Water														
Units: ug/L			Environmental Samples											
		Field ID:		IW-02				MW-51				MW-51		
		SDG:		A1A1650				A1A1650				A1A1650		
		Batch ID:		1A20044				1A20044				1A24061		
		Date:		18-Jan-11				18-Jan-11				18-Jan-11		
Parameters	MDL		PQL	Result	Validity	Comments	PQL	Result	Validity	Comments	PQL	Result	Validity	Comments
												Dilution 200		
Perchlorate	0.071		0.10	1.1		g					20	620		g
Chlorate	1.0		1.0	ND	U	g	1.0	ND	U	g				

Project: Beaumont						**Table G-5**							
Site: 1						**Analytical Data Summary**							
Extraction Method: None						**EPA Method E332.0**							
Analytical Method: E332.0													
Matrix: Water													
Units: ug/L			Environmental Samples										
		Field ID:		MW-44				MW-44					
		SDG:		A1A1779				A1A1779					
		Batch ID:		1A20044				1A24061					
		Date:		19-Jan-11				19-Jan-11					
Parameters	MDL		PQL	Result	Validity	Comments	PQL	Result	Validity	Comments			
								Dilution 500					
Perchlorate	0.071						50	990		g			
Chlorate	1.0		1.0	ND	U	g							

Project: Beaumont						Table G-5								
Site: 1						Analytical Data Summary								
Extraction Method: None						EPA Method E332.0								
Analytical Method: E332.0														
Matrix: Water														
Units: ug/L			Environmental Samples											
		Field ID:		EW-18				EW-18				IW-05		
		SDG:		A1A1785				A1A1785				A1A1785		
		Batch ID:		1A27039				1A27039				1A20044		
		Date:		19-Jan-11				19-Jan-11				19-Jan-11		
Parameters	MDL		PQL	Result	Validity	Comments	PQL	Result	Validity	Comments	PQL	Result	Validity	Comments
				Dilution 5000				Dilution 10000						
Perchlorate	0.071						1000	53000		g				
Chlorate	1.0		5000	ND	U	g					1.0	ND	U	g

Project: Beaumont						Table G-5							
Site: 1						Analytical Data Summary							
Extraction Method: None						EPA Method E332.0							
Analytical Method: E332.0													
Matrix: Water													
Units: ug/L			Environmental Samples										
		Field ID:		IW-05									
		SDG:		A1A1785									
		Batch ID:		1A24061									
		Date:		19-Jan-11									
Parameters	MDL		PQL	Result	Validity	Comments							
				Dilution 25									
Perchlorate	0.071		2.5	100		g							

Project: Beaumont						**Table G-5**								
Site: 1						**Analytical Data Summary**								
Extraction Method: None						**EPA Method E332.0**								
Analytical Method: E332.0														
Matrix: Water														
Units: ug/L			Environmental Samples											
		Field ID:		MW-68										
		SDG:		A1A1792										
		Batch ID:		1A24061										
		Date:		19-Jan-11										
Parameters	MDL		PQL	Result	Validity	Comments								
				Dilution 2000										
Perchlorate	0.071		200	14000		g								

Project: Beaumont						**Table G-5**								
Site: 1						**Analytical Data Summary**								
Extraction Method: None						**EPA Method E332.0**								
Analytical Method: E332.0														
Matrix: Water														
Units: ug/L			Environmental Samples											
		Field ID:		EW-16										
		SDG:		A1A1924										
		Batch ID:		1A24061										
		Date:		20-Jan-11										
Parameters	MDL		PQL	Result	Validity	Comments								
Perchlorate	0.071		200	17000 *		g								
Chlorate	1.0		500	ND **	U	g								
* Sample diluted at a factor of 2000														
** Sample diluted at a factor of 500														

Project: Beaumont						**Table G-6**							
Site: 1						**Analytical Data Summary**							
Extraction Method: See Below						**California Title 22 General Minerals**							
Analytical Method: See Below													
Matrix: Water													
Units: mg/L													
				Environmental Samples									
			Field ID:			MW-70					MW-70-F		
	EPA		SDG:			A0I1181					A0I1181		
			Date:			13-Sep-10					13-Sep-10		
Parameters	Method	MDL		Batch ID	PQL	Result	Validity	Comments	Batch ID	PQL	Result	Validity	Comments
Dissolved Organic Carbon	A5310B	0.36							0I24013	0.70	3.0		g
Total Organic Carbon	A5310B	0.16		0I21022	0.70	1.9		g					
Nitrate as N	E300.0	0.11		0I13058	0.20	ND	U	g					
Sulfate	E300.0	0.37		0I13058	0.50	81		g					

Project: Beaumont						**Table G-6**							
Site: 1						**Analytical Data Summary**							
Extraction Method: See Below						**California Title 22 General Minerals**							
Analytical Method: See Below													
Matrix: Water													
Units: mg/L													
				Environmental Samples									
			Field ID:			F33-TW2					F33-TW2-F		
	EPA		SDG:			A0I1525					A0I1525		
			Date:			14-Sep-10					14-Sep-10		
Parameters	Method	MDL		Batch ID	PQL	Result	Validity	Comments	Batch ID	PQL	Result	Validity	Comments
Dissolved Organic Carbon	A5310B	0.36							0I24013	0.70	2.2		g
Total Organic Carbon	A5310B	0.16		0I21022	0.70	1.9		g					
Nitrate as N	E300.0	0.11		0I15060	0.20	ND	U	g					
Sulfate	E300.0	0.37		0I15060	0.50	58		g					

Project: Beaumont						**Table G-6**							
Site: 1						**Analytical Data Summary**							
Extraction Method: See Below						**California Title 22 General Minerals**							
Analytical Method: See Below													
Matrix: Water													
Units: mg/L													
				Environmental Samples									
			Field ID:			F33-TW3					F33-TW3-F		
	EPA		SDG:			A0I1525					A0I1525		
			Date:			14-Sep-10					14-Sep-10		
Parameters	Method	MDL		Batch ID	PQL	Result	Validity	Comments	Batch ID	PQL	Result	Validity	Comments
Dissolved Organic Carbon	A5310B	0.36							0I24013	0.70	1.6		g
Total Organic Carbon	A5310B	0.16		0I21022	0.70	1.4		g					
Nitrate as N	E300.0	0.11		0I15060	0.20	ND	U	g					
Sulfate	E300.0	0.37		0I15060	0.50	45		g					

Project: Beaumont						**Table G-6**							
Site: 1						**Analytical Data Summary**							
Extraction Method: See Below						**California Title 22 General Minerals**							
Analytical Method: See Below													
Matrix: Water													
Units: mg/L													
				Environmental Samples									
			Field ID:			F33-TW6					F33-TW6-F		
	EPA		SDG:			A0I1525					A0I1525		
			Date:			14-Sep-10					14-Sep-10		
Parameters	Method	MDL		Batch ID	PQL	Result	Validity	Comments	Batch ID	PQL	Result	Validity	Comments
Dissolved Organic Carbon	A5310B	0.36							0I24013	0.70	1.9		g
Total Organic Carbon	A5310B	0.16		0I21022	0.70	1.8		g					
Nitrate as N	E300.0	0.11		0I15060	0.20	ND	U	g					
Sulfate	E300.0	0.37		0I15060	0.50	48		g					

Project: Beaumont						**Table G-6**							
Site: 1						**Analytical Data Summary**							
Extraction Method: See Below						**California Title 22 General Minerals**							
Analytical Method: See Below													
Matrix: Water													
Units: mg/L													
				Environmental Samples									
			Field ID:			F33-TW7					F33-TW7-F		
	EPA		SDG:			A0I1525					A0I1525		
			Date:			14-Sep-10					14-Sep-10		
Parameters	Method	MDL		Batch ID	PQL	Result	Validity	Comments	Batch ID	PQL	Result	Validity	Comments
Dissolved Organic Carbon	A5310B	0.36							0I24013	0.70	3.3		g
Total Organic Carbon	A5310B	0.16		0I21022	0.70	2.6		g					
Nitrate as N	E300.0	0.11		0I15060	0.20	ND	U	g					
Sulfate	E300.0	0.37		0I15060	0.50	72		g					

Project: Beaumont						**Table G-6**							
Site: 1						**Analytical Data Summary**							
Extraction Method: See Below						**California Title 22 General Minerals**							
Analytical Method: See Below													
Matrix: Water													
Units: mg/L													
				Environmental Samples									
			Field ID:			MW-82					MW-82-F		
	EPA		SDG:			A0I1671					A0I1671		
			Date:			15-Sep-10					15-Sep-10		
Parameters	Method	MDL		Batch ID	PQL	Result	Validity	Comments	Batch ID	PQL	Result	Validity	Comments
Dissolved Organic Carbon	A5310B	0.36							0I24013	0.70	2.0		g
Total Organic Carbon	A5310B	0.16		0I21022	0.70	1.7		g					
Nitrate as N	E300.0	0.11		0I16049	0.20	ND	U	g					
Sulfate	E300.0	0.37		0I16049	0.50	53		g					

Project: Beaumont						**Table G-6**							
Site: 1						**Analytical Data Summary**							
Extraction Method: See Below						**California Title 22 General Minerals**							
Analytical Method: See Below													
Matrix: Water													
Units: mg/L													
				Environmental Samples									
			Field ID:			MW-83					MW-83-F		
	EPA		SDG:			A0I1671					A0I1671		
			Date:			15-Sep-10					15-Sep-10		
Parameters	Method	MDL		Batch ID	PQL	Result	Validity	Comments	Batch ID	PQL	Result	Validity	Comments
Dissolved Organic Carbon	A5310B	0.36							0I24013	0.70	1.8		g
Total Organic Carbon	A5310B	0.16		0I21022	0.70	1.7		g					
Nitrate as N	E300.0	0.11		0I16049	0.20	ND	U	g					
Sulfate	E300.0	0.37		0I16049	0.50	51		g					

Project: Beaumont						**Table G-6**							
Site: 1						**Analytical Data Summary**							
Extraction Method: See Below						**California Title 22 General Minerals**							
Analytical Method: See Below													
Matrix: Water													
Units: mg/L													
				Environmental Samples									
			Field ID:			MW-105					MW-106		
	EPA		SDG:			A0L1372					A0L1372		
			Date:			13-Dec-10					13-Dec-10		
Parameters	Method	MDL		Batch ID	PQL	Result	Validity	Comments	Batch ID	PQL	Result	Validity	Comments
Dissolved Solids	A209B	5.5		0L17012	20	240 *		g	0L17012	20	380 *		g
Dissolved Organic Carbon	A5310B	0.36		0L15055	0.70	0.80		g	0L15055	0.70	4.4		g
Total Organic Carbon	A5310B	0.36		0L16009	0.70	0.73		g	0L16009	0.70	5.2		g
* Sample diluted at a factor of 2.0													

Project: Beaumont						**Table G-6**							
Site: 1						**Analytical Data Summary**							
Extraction Method: See Below						**California Title 22 General Minerals**							
Analytical Method: See Below													
Matrix: Water													
Units: mg/L													
				Environmental Samples									
			Field ID:			MW-106-DUP					MW-108		
	EPA		SDG:			A0L1372					A0L1372		
			Date:			13-Dec-10					13-Dec-10		
Parameters	Method	MDL		Batch ID	PQL	Result	Validity	Comments	Batch ID	PQL	Result	Validity	Comments
Dissolved Solids	A209B	5.5		0L17012	20	390 *		g	0L17012	20	200 *		g
Dissolved Organic Carbon	A5310B	0.36		0L15055	0.70	4.6		g	0L15055	0.70	0.40	J	q
Total Organic Carbon	A5310B	0.36		0L16009	0.70	5.0		g	0L16009	0.70	ND	U	g
* Sample diluted at a factor of 2.0													

Project: Beaumont						**Table G-6**							
Site: 1						**Analytical Data Summary**							
Extraction Method: See Below						**California Title 22 General Minerals**							
Analytical Method: See Below													
Matrix: Water													
Units: mg/L													
				Environmental Samples									
			Field ID:			MW-109							
	EPA		SDG:			A0L1372							
			Date:			13-Dec-10							
Parameters	Method	MDL		Batch ID	PQL	Result	Validity	Comments					
Dissolved Solids	A209B	5.5		0L17012	20	230 *		g					
Dissolved Organic Carbon	A5310B	0.36		0L15055	0.70	0.40	J	q					
Total Organic Carbon	A5310B	0.36		0L16009	0.70	0.47	J	q					
* Sample diluted at a factor of 2.0													

Project: Beaumont						**Table G-6**							
Site: 1						**Analytical Data Summary**							
Extraction Method: See Below						**California Title 22 General Minerals**							
Analytical Method: See Below													
Matrix: Water													
Units: mg/L													
				Environmental Samples									
			Field ID:			MW-103							
	EPA		SDG:			A0L1478							
			Date:			14-Dec-10							
Parameters	Method	MDL		Batch ID	PQL	Result	Validity	Comments					
Dissolved Solids	A209B	5.5		0L17054	20	230 *		g					
Dissolved Organic Carbon	A5310B	0.36		0L22015	0.70	1.4		g					
Total Organic Carbon	A5310B	0.36		0L17010	0.70	0.66	J	q					
* Sample diluted at a factor of 2.0													

Project: Beaumont						**Table G-6**							
Site: 1						**Analytical Data Summary**							
Extraction Method: See Below						**California Title 22 General Minerals**							
Analytical Method: See Below													
Matrix: Water													
Units: mg/L													
				Environmental Samples									
			Field ID:			MW-104					MW-107		
	EPA		SDG:			A0L1478					A0L1478		
			Date:			14-Dec-10					14-Dec-10		
Parameters	Method	MDL		Batch ID	PQL	Result	Validity	Comments	Batch ID	PQL	Result	Validity	Comments
Dissolved Solids	A209B	5.5		0L17054	20	200 *		g	0L17054	20	380 *		g
Dissolved Organic Carbon	A5310B	0.36		0L17011	0.70	0.72		g	0L17011	0.70	2.0		g
Total Organic Carbon	A5310B	0.36		0L17010	0.70	0.92		g	0L17010	0.70	2.1		g
* Sample diluted at a factor of 2.0													

Project: Beaumont						**Table G-6**							
Site: 1						**Analytical Data Summary**							
Extraction Method: See Below						**California Title 22 General Minerals**							
Analytical Method: See Below													
Matrix: Water													
Units: mg/L													
				Environmental Samples									
			Field ID:			F33-TW2					F33-TW2-F		
	EPA		SDG:			A1A0670					A1A0670		
			Date:			7-Jan-11					7-Jan-11		
Parameters	Method	MDL		Batch ID	PQL	Result	Validity	Comments	Batch ID	PQL	Result	Validity	Comments
Dissolved Organic Carbon	A5310B	0.36							1A11017	0.70	2.5		g
Total Organic Carbon	A5310B	0.36		1A11022	0.70	2.4		g					
Nitrate as N	E300.0	0.11		1A07053	0.20	ND	U	g					
Sulfate	E300.0	0.37		1A07053	0.50	60		g					

Project: Beaumont						**Table G-6**							
Site: 1						**Analytical Data Summary**							
Extraction Method: See Below						**California Title 22 General Minerals**							
Analytical Method: See Below													
Matrix: Water													
Units: mg/L													
				Environmental Samples									
			Field ID:			F33-TW6					F33-TW6-F		
	EPA		SDG:			A1A0670					A1A0670		
			Date:			7-Jan-11					7-Jan-11		
Parameters	Method	MDL		Batch ID	PQL	Result	Validity	Comments	Batch ID	PQL	Result	Validity	Comments
Dissolved Organic Carbon	A5310B	0.36							1A11017	0.70	1.8		g
Total Organic Carbon	A5310B	0.36		1A11022	0.70	1.7		g					
Nitrate as N	E300.0	0.11		1A07053	0.20	ND	U	g					
Sulfate	E300.0	0.37		1A07053	0.50	46		g					

Project: Beaumont						**Table G-6**							
Site: 1						**Analytical Data Summary**							
Extraction Method: See Below						**California Title 22 General Minerals**							
Analytical Method: See Below													
Matrix: Water													
Units: mg/L													
				Environmental Samples									
			Field ID:			F33-TW7					F33-TW7-F		
	EPA		SDG:			A1A0670					A1A0670		
			Date:			7-Jan-11					7-Jan-11		
Parameters	Method	MDL		Batch ID	PQL	Result	Validity	Comments	Batch ID	PQL	Result	Validity	Comments
Dissolved Organic Carbon	A5310B	0.36							1A11017	0.70	3.8		g
Total Organic Carbon	A5310B	0.36		1A11022	0.70	3.9		g					
Nitrate as N	E300.0	0.11		1A07053	0.20	ND	U	g					
Sulfate	E300.0	0.37		1A07053	0.50	56		g					

Project: Beaumont						**Table G-6**							
Site: 1						**Analytical Data Summary**							
Extraction Method: See Below						**California Title 22 General Minerals**							
Analytical Method: See Below													
Matrix: Water													
Units: mg/L													
				Environmental Samples									
			Field ID:			F33-TW2					F33-TW6		
	EPA		SDG:			A1A0671					A1A0671		
			Date:			7-Jan-11					7-Jan-11		
Parameters	Method	MDL		Batch ID	PQL	Result	Validity	Comments	Batch ID	PQL	Result	Validity	Comments
Dissolved Solids	A209B	5.5		1A13029	20	480 *		g	1A13029	20	380 *		g
Bicarbonate (as CaCO3)	A2320	1.7		1A13024	3.0	370		g	1A13024	3.0	340		g
Carbonate (as CaCO3)	A2320	1.7		1A13024	3.0	ND	U	g	1A13024	3.0	ND	U	g
Hydroxide (as CaCO3)	A2320	1.7		1A13024	3.0	ND	U	g	1A13024	3.0	ND	U	g
Alkalinity, Total (as CaCO3)	A2320	1.7		1A13024	3.0	300		g	1A13024	3.0	280		g
Chloride	E300.0	0.50		1A07053	1.0	17		g	1A07053	1.0	12		g
* Sample diluted at a factor of 2.0													

Project: Beaumont						**Table G-6**							
Site: 1						**Analytical Data Summary**							
Extraction Method: See Below						**California Title 22 General Minerals**							
Analytical Method: See Below													
Matrix: Water													
Units: mg/L													
				Environmental Samples									
			Field ID:			MW-82					MW-82-F		
	EPA		SDG:			A1A0848					A1A0848		
			Date:			10-Jan-11					10-Jan-11		
Parameters	Method	MDL		Batch ID	PQL	Result	Validity	Comments	Batch ID	PQL	Result	Validity	Comments
Dissolved Organic Carbon	A5310B	0.36							1A11017	0.70	1.8		g
Total Organic Carbon	A5310B	0.36		1A13011	0.70	2.0		g					
Nitrate as N	E300.0	0.11		1A11055	0.20	0.14	J	q					
Sulfate	E300.0	0.37		1A11055	0.50	48		g					

Project: Beaumont						**Table G-6**							
Site: 1						**Analytical Data Summary**							
Extraction Method: See Below						**California Title 22 General Minerals**							
Analytical Method: See Below													
Matrix: Water													
Units: mg/L													
				Environmental Samples									
			Field ID:			MW-83					MW-83-F		
	EPA		SDG:			A1A0848					A1A0848		
			Date:			10-Jan-11					10-Jan-11		
Parameters	Method	MDL		Batch ID	PQL	Result	Validity	Comments	Batch ID	PQL	Result	Validity	Comments
Dissolved Organic Carbon	A5310B	0.36							1A11017	0.70	3.4		g
Total Organic Carbon	A5310B	0.36		1A13011	0.70	2.8		g					
Nitrate as N	E300.0	0.11		1A11055	0.20	0.11	J	q					
Sulfate	E300.0	0.37		1A11055	0.50	61		g					

Project: Beaumont						**Table G-6**							
Site: 1						**Analytical Data Summary**							
Extraction Method: See Below						**California Title 22 General Minerals**							
Analytical Method: See Below													
Matrix: Water													
Units: mg/L													
				Environmental Samples									
			Field ID:			MW-49					MW-49		
	EPA		SDG:			A1A0851					A1A0851		
			Date:			10-Jan-11					10-Jan-11		
Parameters	Method	MDL		Batch ID	PQL	Result	Validity	Comments	Batch ID	PQL	Result	Validity	Comments
											Dilution 2.0		
Dissolved Solids	A209B	5.5							1A17019	20	140		g
Bicarbonate (as CaCO3)	A2320	1.7		1A14035	3.0	74		g					
Carbonate (as CaCO3)	A2320	1.7		1A14035	3.0	ND	U	g					
Hydroxide (as CaCO3)	A2320	1.7		1A14035	3.0	ND	U	g					
Alkalinity, Total (as CaCO3)	A2320	1.7		1A14035	3.0	61		g					
Chloride	E300.0	0.50		1A11055	1.0	5.2		g					
Nitrate as N	E300.0	0.11		1A11055	0.20	4.3		g					
Sulfate	E300.0	0.37		1A11055	0.50	5.9		g					

Project: Beaumont						**Table G-6**							
Site: 1						**Analytical Data Summary**							
Extraction Method: See Below						**California Title 22 General Minerals**							
Analytical Method: See Below													
Matrix: Water													
Units: mg/L													
				Environmental Samples									
			Field ID:			MW-49-DUP					MW-49-F		
	EPA		SDG:			A1A0851					A1A0851		
			Date:			10-Jan-11					10-Jan-11		
Parameters	Method	MDL		Batch ID	PQL	Result	Validity	Comments	Batch ID	PQL	Result	Validity	Comments
Bicarbonate (as CaCO3)	A2320	1.7		1A14035	3.0	68		g					
Carbonate (as CaCO3)	A2320	1.7		1A14035	3.0	ND	U	g					
Hydroxide (as CaCO3)	A2320	1.7		1A14035	3.0	ND	U	g					
Alkalinity, Total (as CaCO3)	A2320	1.7		1A14035	3.0	56		g					
Dissolved Organic Carbon	A5310B	0.36							1A11017	0.70	0.88		g
Chloride	E300.0	0.50		1A11055	1.0	5.0		g					
Nitrate as N	E300.0	0.11		1A11055	0.20	4.2		g					
Sulfate	E300.0	0.37		1A11055	0.50	5.6		g					

Project: Beaumont						**Table G-6**							
Site: 1						**Analytical Data Summary**							
Extraction Method: See Below						**California Title 22 General Minerals**							
Analytical Method: See Below													
Matrix: Water													
Units: mg/L													
				Environmental Samples									
			Field ID:			MW-49-DUP-F					MW-61B		
	EPA		SDG:			A1A0851					A1A0851		
			Date:			10-Jan-11					10-Jan-11		
Parameters	Method	MDL		Batch ID	PQL	Result	Validity	Comments	Batch ID	PQL	Result	Validity	Comments
Dissolved Solids	A209B	5.5							1A17019	20	550 *		g
Bicarbonate (as CaCO3)	A2320	1.7							1A14035	3.0	71		g
Carbonate (as CaCO3)	A2320	1.7							1A14035	3.0	ND	U	g
Hydroxide (as CaCO3)	A2320	1.7							1A14035	3.0	ND	U	g
Alkalinity, Total (as CaCO3)	A2320	1.7							1A14035	3.0	58		g
Dissolved Organic Carbon	A5310B	0.36		1A11017	0.70	0.36	J	q					
Chloride	E300.0	0.50							1A11055	1.0	52		g
Sulfate	E300.0	0.37							1A11055	0.50	21		g
* Sample diluted at a factor of 2.0													

Project: Beaumont						Table G-6							
Site: 1						Analytical Data Summary							
Extraction Method: See Below						California Title 22 General Minerals							
Analytical Method: See Below													
Matrix: Water													
Units: mg/L													
				Environmental Samples									
			Field ID:			MW-61B					MW-61B-F		
	EPA		SDG:			A1A0851					A1A0851		
			Date:			10-Jan-11					10-Jan-11		
Parameters	Method	MDL		Batch ID	PQL	Result	Validity	Comments	Batch ID	PQL	Result	Validity	Comments
Dissolved Organic Carbon	A5310B	0.36							1A11017	0.70	10		g
Nitrate as N	E300.0	0.11		1A12021	0.20	21		g					

Project: Beaumont						**Table G-6**							
Site: 1						**Analytical Data Summary**							
Extraction Method: See Below						**California Title 22 General Minerals**							
Analytical Method: See Below													
Matrix: Water													
Units: mg/L													
				Environmental Samples									
			Field ID:			MW-82					MW-83		
	EPA		SDG:			A1A0851					A1A0851		
			Date:			10-Jan-11					10-Jan-11		
Parameters	Method	MDL		Batch ID	PQL	Result	Validity	Comments	Batch ID	PQL	Result	Validity	Comments
Dissolved Solids	A209B	5.5		1A14046	20	400 *		g	1A14046	20	400 *		g
Bicarbonate (as CaCO3)	A2320	1.7		1A14035	3.0	310		g	1A14035	3.0	300		g
Carbonate (as CaCO3)	A2320	1.7		1A14035	3.0	ND	U	g	1A14035	3.0	ND	U	g
Hydroxide (as CaCO3)	A2320	1.7		1A14035	3.0	ND	U	g	1A14035	3.0	ND	U	g
Alkalinity, Total (as CaCO3)	A2320	1.7		1A14035	3.0	250		g	1A14035	3.0	250		g
Chloride	E300.0	0.50		1A11055	1.0	12		g	1A11055	1.0	15		g
* Sample diluted at a factor of 2.0													

Project: Beaumont						**Table G-6**							
Site: 1						**Analytical Data Summary**							
Extraction Method: See Below						**California Title 22 General Minerals**							
Analytical Method: See Below													
Matrix: Water													
Units: mg/L													
				Environmental Samples									
			Field ID:			MW-101					MW-101-F		
	EPA		SDG:			A1A0994					A1A0994		
			Date:			11-Jan-11					11-Jan-11		
Parameters	Method	MDL		Batch ID	PQL	Result	Validity	Comments	Batch ID	PQL	Result	Validity	Comments
Dissolved Solids	A209B	5.5		1A17046	20	170 *		g					
Bicarbonate (as CaCO3)	A2320	1.7		1A17020	3.0	88		g					
Carbonate (as CaCO3)	A2320	1.7		1A17020	3.0	ND	U	g					
Hydroxide (as CaCO3)	A2320	1.7		1A17020	3.0	ND	U	g					
Alkalinity, Total (as CaCO3)	A2320	1.7		1A17020	3.0	72		g					
Dissolved Organic Carbon	A5310B	0.36							1A13010	0.70	0.98		g
Chloride	E300.0	0.50		1A12074	1.0	6.1		g					
Nitrate as N	E300.0	0.11		1A12074	0.20	ND	U	g					
Sulfate	E300.0	0.37		1A12074	0.50	30		g					
* Sample diluted at a factor of 2.0													

Project: Beaumont						**Table G-6**							
Site: 1						**Analytical Data Summary**							
Extraction Method: See Below						**California Title 22 General Minerals**							
Analytical Method: See Below													
Matrix: Water													
Units: mg/L													
				Environmental Samples									
			Field ID:			MW-19					MW-19-F		
	EPA		SDG:			A1A0994					A1A0994		
			Date:			11-Jan-11					11-Jan-11		
Parameters	Method	MDL		Batch ID	PQL	Result	Validity	Comments	Batch ID	PQL	Result	Validity	Comments
Dissolved Solids	A209B	5.5		1A17046	20	140 *		g					
Bicarbonate (as CaCO3)	A2320	1.7		1A17020	3.0	100		g					
Carbonate (as CaCO3)	A2320	1.7		1A17020	3.0	ND	U	g					
Hydroxide (as CaCO3)	A2320	1.7		1A17020	3.0	ND	U	g					
Alkalinity, Total (as CaCO3)	A2320	1.7		1A17020	3.0	85		g					
Dissolved Organic Carbon	A5310B	0.36							1A13010	0.70	0.94		g
Chloride	E300.0	0.50		1A12074	1.0	6.4		g					
Nitrate as N	E300.0	0.11		1A12074	0.20	ND	U	g					
Sulfate	E300.0	0.37		1A12074	0.50	7.9		g					
* Sample diluted at a factor of 2.0													

Project: Beaumont						**Table G-6**							
Site: 1						**Analytical Data Summary**							
Extraction Method: See Below						**California Title 22 General Minerals**							
Analytical Method: See Below													
Matrix: Water													
Units: mg/L													
				Environmental Samples									
			Field ID:			EW-15					EW-15-F		
	EPA		SDG:			A1A0998					A1A0998		
			Date:			11-Jan-11					11-Jan-11		
Parameters	Method	MDL		Batch ID	PQL	Result	Validity	Comments	Batch ID	PQL	Result	Validity	Comments
Dissolved Solids	A209B	5.5		1A17046	20	160 *		g					
Bicarbonate (as CaCO3)	A2320	1.7		1A17020	3.0	120		g					
Carbonate (as CaCO3)	A2320	1.7		1A17020	3.0	ND	U	g					
Hydroxide (as CaCO3)	A2320	1.7		1A17020	3.0	ND	U	g					
Alkalinity, Total (as CaCO3)	A2320	1.7		1A17020	3.0	98		g					
Dissolved Organic Carbon	A5310B	0.36							1A13010	0.70	13		g
Chloride	E300.0	0.50		1A12074	1.0	11		g					
Nitrate as N	E300.0	0.11		1A12074	0.20	1.2		g					
Sulfate	E300.0	0.37		1A12074	0.50	5.8		g					
* Sample diluted at a factor of 2.0													

Project: Beaumont						**Table G-6**							
Site: 1						**Analytical Data Summary**							
Extraction Method: See Below						**California Title 22 General Minerals**							
Analytical Method: See Below													
Matrix: Water													
Units: mg/L													
				Environmental Samples									
			Field ID:			EW-13					EW-13-F		
	EPA		SDG:			A1A1157					A1A1157		
			Date:			12-Jan-11					12-Jan-11		
Parameters	Method	MDL		Batch ID	PQL	Result	Validity	Comments	Batch ID	PQL	Result	Validity	Comments
Dissolved Solids	A209B	5.5		1A19023	20	98 *		g					
Bicarbonate (as CaCO3)	A2320	1.7		1A20021	3.0	74		g					
Carbonate (as CaCO3)	A2320	1.7		1A20021	3.0	ND	U	g					
Hydroxide (as CaCO3)	A2320	1.7		1A20021	3.0	ND	U	g					
Alkalinity, Total (as CaCO3)	A2320	1.7		1A20021	3.0	61		g					
Dissolved Organic Carbon	A5310B	0.36							1A19013	0.70	1.3	B	k
Chloride	E300.0	0.50		1A13045	1.0	18		g					
Nitrate as N	E300.0	0.11		1A13045	0.20	ND	U	g					
Sulfate	E300.0	0.37		1A13045	0.50	2.6		g					
* Sample diluted at a factor of 2.0													

Project: Beaumont						**Table G-6**							
Site: 1						**Analytical Data Summary**							
Extraction Method: See Below						**California Title 22 General Minerals**							
Analytical Method: See Below													
Matrix: Water													
Units: mg/L													
				Environmental Samples									
			Field ID:			MW-61C					MW-61C		
	EPA		SDG:			A1A1161					A1A1161		
			Date:			12-Jan-11					12-Jan-11		
Parameters	Method	MDL		Batch ID	PQL	Result	Validity	Comments	Batch ID	PQL	Result	Validity	Comments
Dissolved Solids	A209B	5.5		1A17046	20	170 *		g					
Bicarbonate (as CaCO3)	A2320	1.7		1A19028	3.0	120		g					
Carbonate (as CaCO3)	A2320	1.7		1A19028	3.0	ND	U	g					
Hydroxide (as CaCO3)	A2320	1.7		1A19028	3.0	ND	U	g					
Alkalinity, Total (as CaCO3)	A2320	1.7		1A19028	3.0	98		g					
Chloride	E300.0	0.50							1A14029	1.0	16		g
Nitrate as N	E300.0	0.11		1A13045	0.20	0.34		g					
Sulfate	E300.0	0.37		1A13045	0.50	7.6		g					
* Sample diluted at a factor of 2.0													

Project: Beaumont						**Table G-6**							
Site: 1						**Analytical Data Summary**							
Extraction Method: See Below						**California Title 22 General Minerals**							
Analytical Method: See Below													
Matrix: Water													
Units: mg/L													
				Environmental Samples									
			Field ID:			MW-61C-F							
	EPA		SDG:			A1A1161							
			Date:			12-Jan-11							
Parameters	Method	MDL		Batch ID	PQL	Result	Validity	Comments					
Dissolved Organic Carbon	A5310B	0.36		1A19013	0.70	1.0		g					

Project: Beaumont						**Table G-6**							
Site: 1						**Analytical Data Summary**							
Extraction Method: See Below						**California Title 22 General Minerals**							
Analytical Method: See Below													
Matrix: Water													
Units: mg/L													
				Environmental Samples									
			Field ID:			F33-TW3					F33-TW3-DUP		
	EPA		SDG:			A1A1282					A1A1282		
			Date:			13-Jan-11					13-Jan-11		
Parameters	Method	MDL		Batch ID	PQL	Result	Validity	Comments	Batch ID	PQL	Result	Validity	Comments
Total Organic Carbon	A5310B	0.36		1B04030	0.70	2.8		g	1A17054	0.70	3.0		g
Nitrate as N	E300.0	0.11		1A17015	0.20	0.11	J	e, q	1A14054	0.20	ND	U	g
Sulfate	E300.0	0.37		1A17015	0.50	69		g	1A14054	0.50	67		g

Project: Beaumont						Table G-6							
Site: 1						Analytical Data Summary							
Extraction Method: See Below						California Title 22 General Minerals							
Analytical Method: See Below													
Matrix: Water													
Units: mg/L													
				Environmental Samples									
			Field ID:			F33-TW3-F					F33-TW3-DUP-F		
	EPA		SDG:			A1A1282					A1A1282		
			Date:			13-Jan-11					13-Jan-11		
Parameters	Method	MDL		Batch ID	PQL	Result	Validity	Comments	Batch ID	PQL	Result	Validity	Comments
Dissolved Organic Carbon	A5310B	0.36		1A19013	0.70	3.9		g	1A19013	0.70	3.9		g

Project: Beaumont						**Table G-6**							
Site: 1						**Analytical Data Summary**							
Extraction Method: See Below						**California Title 22 General Minerals**							
Analytical Method: See Below													
Matrix: Water													
Units: mg/L													
				Environmental Samples									
			Field ID:			MW-70					MW-70-F		
	EPA		SDG:			A1A1282					A1A1282		
			Date:			13-Jan-11					13-Jan-11		
Parameters	Method	MDL		Batch ID	PQL	Result	Validity	Comments	Batch ID	PQL	Result	Validity	Comments
Dissolved Organic Carbon	A5310B	0.36							1A19013	0.70	4.4		g
Total Organic Carbon	A5310B	0.36		1A17054	0.70	3.1		g					
Nitrate as N	E300.0	0.11		1A14054	0.20	ND	U	g					
Sulfate	E300.0	0.37		1A14054	0.50	74		g					

Project: Beaumont						**Table G-6**							
Site: 1						**Analytical Data Summary**							
Extraction Method: See Below						**California Title 22 General Minerals**							
Analytical Method: See Below													
Matrix: Water													
Units: mg/L													
				Environmental Samples									
			Field ID:			F33-TW3					F33-TW3-DUP		
	EPA		SDG:			A1A1289					A1A1289		
			Date:			13-Jan-11					13-Jan-11		
Parameters	Method	MDL		Batch ID	PQL	Result	Validity	Comments	Batch ID	PQL	Result	Validity	Comments
Dissolved Solids	A209B	5.5		1A20038	20	410 *		g	1A19063	20	360 *		g
Bicarbonate (as CaCO3)	A2320	1.7		1A24004	3.0	340		g	1A24004	3.0	330		g
Carbonate (as CaCO3)	A2320	1.7		1A24004	3.0	ND	U	g	1A24004	3.0	ND	U	g
Hydroxide (as CaCO3)	A2320	1.7		1A24004	3.0	ND	U	g	1A24004	3.0	ND	U	g
Alkalinity, Total (as CaCO3)	A2320	1.7		1A24004	3.0	280		g	1A24004	3.0	270		g
Chloride	E300.0	0.50		1A14054	1.0	16		g	1A14054	1.0	16		g
* Sample diluted at a factor of 2.0													

Project: Beaumont						**Table G-6**							
Site: 1						**Analytical Data Summary**							
Extraction Method: See Below						**California Title 22 General Minerals**							
Analytical Method: See Below													
Matrix: Water													
Units: mg/L													
				Environmental Samples									
			Field ID:			MW-70							
	EPA		SDG:			A1A1289							
			Date:			13-Jan-11							
Parameters	Method	MDL		Batch ID	PQL	Result	Validity	Comments					
Dissolved Solids	A209B	5.5		1A19063	20	390 *		g					
Bicarbonate (as CaCO3)	A2320	1.7		1A24004	3.0	330		g					
Carbonate (as CaCO3)	A2320	1.7		1A24004	3.0	ND	U	g					
Hydroxide (as CaCO3)	A2320	1.7		1A24004	3.0	ND	U	g					
Alkalinity, Total (as CaCO3)	A2320	1.7		1A24004	3.0	270		g					
Chloride	E300.0	0.50		1A14054	1.0	17		g					
* Sample diluted at a factor of 2.0													

Project: Beaumont						**Table G-6**							
Site: 1						**Analytical Data Summary**							
Extraction Method: See Below						**California Title 22 General Minerals**							
Analytical Method: See Below													
Matrix: Water													
Units: mg/L													
				Environmental Samples									
			Field ID:			IW-03					IW-03-F		
	EPA		SDG:			A1A1492					A1A1492		
			Date:			17-Jan-11					17-Jan-11		
Parameters	Method	MDL		Batch ID	PQL	Result	Validity	Comments	Batch ID	PQL	Result	Validity	Comments
Dissolved Solids	A209B	5.5		1A21003	10	82		g					
Bicarbonate (as CaCO3)	A2320	1.7		1A25008	3.0	38		g					
Carbonate (as CaCO3)	A2320	1.7		1A25008	3.0	ND	U	g					
Hydroxide (as CaCO3)	A2320	1.7		1A25008	3.0	ND	U	g					
Alkalinity, Total (as CaCO3)	A2320	1.7		1A25008	3.0	31		g					
Dissolved Organic Carbon	A5310B	0.36							1A19013	0.70	2.4		g
Chloride	E300.0	0.50		1A18060	1.0	22		g					
Nitrate as N	E300.0	0.11		1A18060	0.20	ND	U	g					
Sulfate	E300.0	0.37		1A18060	0.50	1.2		g					

Project: Beaumont						Table G-6							
Site: 1						Analytical Data Summary							
Extraction Method: See Below						California Title 22 General Minerals							
Analytical Method: See Below													
Matrix: Water													
Units: mg/L													
				Environmental Samples									
			Field ID:			IW-04					IW-04-F		
	EPA		SDG:			A1A1492					A1A1492		
			Date:			17-Jan-11					17-Jan-11		
Parameters	Method	MDL		Batch ID	PQL	Result	Validity	Comments	Batch ID	PQL	Result	Validity	Comments
Dissolved Solids	A209B	5.5		1A21003	20	200 *		g					
Bicarbonate (as CaCO3)	A2320	1.7		1A25008	3.0	2.4	J	q					
Carbonate (as CaCO3)	A2320	1.7		1A25008	3.0	ND	U	g					
Hydroxide (as CaCO3)	A2320	1.7		1A25008	3.0	ND	U	g					
Alkalinity, Total (as CaCO3)	A2320	1.7		1A25008	3.0	2.0	J	q					
Dissolved Organic Carbon	A5310B	0.36							1A19013	0.70	0.85		g
Chloride	E300.0	0.50		1A18060	1.0	69		g					
Nitrate as N	E300.0	0.11		1A18060	0.20	ND	U	g					
Sulfate	E300.0	0.37		1A18060	0.50	0.60		g					
* Sample diluted at a factor of 2.0													

Project: Beaumont						**Table G-6**							
Site: 1						**Analytical Data Summary**							
Extraction Method: See Below						**California Title 22 General Minerals**							
Analytical Method: See Below													
Matrix: Water													
Units: mg/L													
				Environmental Samples									
			Field ID:			MW-102					MW-102-F		
	EPA		SDG:			A1A1492					A1A1492		
			Date:			17-Jan-11					17-Jan-11		
Parameters	Method	MDL		Batch ID	PQL	Result	Validity	Comments	Batch ID	PQL	Result	Validity	Comments
Dissolved Solids	A209B	5.5		1A20038	20	160 *		g					
Bicarbonate (as CaCO3)	A2320	1.7		1A25008	3.0	140		g					
Carbonate (as CaCO3)	A2320	1.7		1A25008	3.0	ND	U	g					
Hydroxide (as CaCO3)	A2320	1.7		1A25008	3.0	ND	U	g					
Alkalinity, Total (as CaCO3)	A2320	1.7		1A25008	3.0	120		g					
Dissolved Organic Carbon	A5310B	0.36							1A19013	0.70	0.91		g
Chloride	E300.0	0.50		1A18060	1.0	5.3		g					
Nitrate as N	E300.0	0.11		1A18060	0.20	ND	U	g					
Sulfate	E300.0	0.37		1A18060	0.50	16		g					
* Sample diluted at a factor of 2.0													

Project: Beaumont						**Table G-6**							
Site: 1						**Analytical Data Summary**							
Extraction Method: See Below						**California Title 22 General Minerals**							
Analytical Method: See Below													
Matrix: Water													
Units: mg/L													
				Environmental Samples									
			Field ID:			IW-01					IW-01-F		
	EPA		SDG:			A1A1640					A1A1640		
			Date:			18-Jan-11					18-Jan-11		
Parameters	Method	MDL		Batch ID	PQL	Result	Validity	Comments	Batch ID	PQL	Result	Validity	Comments
Dissolved Solids	A209B	5.5		1A24043	20	76 *		g					
Bicarbonate (as CaCO3)	A2320	1.7		1A26049	3.0	44		g					
Carbonate (as CaCO3)	A2320	1.7		1A26049	3.0	ND	U	g					
Hydroxide (as CaCO3)	A2320	1.7		1A26049	3.0	ND	U	g					
Alkalinity, Total (as CaCO3)	A2320	1.7		1A26049	3.0	36		g					
Dissolved Organic Carbon	A5310B	0.36							1A25024	0.70	1.0	B	k
Chloride	E300.0	0.50		1A19059	1.0	23		g					
Nitrate as N	E300.0	0.11		1A19059	0.20	ND	U	g					
Sulfate	E300.0	0.37		1A19059	0.50	2.4	B	k					
* Sample diluted at a factor of 2.0													

Project: Beaumont						**Table G-6**							
Site: 1						**Analytical Data Summary**							
Extraction Method: See Below						**California Title 22 General Minerals**							
Analytical Method: See Below													
Matrix: Water													
Units: mg/L													
				Environmental Samples									
			Field ID:			MW-50					MW-50-F		
	EPA		SDG:			A1A1640					A1A1640		
			Date:			18-Jan-11					18-Jan-11		
Parameters	Method	MDL		Batch ID	PQL	Result	Validity	Comments	Batch ID	PQL	Result	Validity	Comments
Dissolved Solids	A209B	5.5		1A24043	20	130 *		g					
Bicarbonate (as CaCO3)	A2320	1.7		1A26049	3.0	63		g					
Carbonate (as CaCO3)	A2320	1.7		1A26049	3.0	ND	U	g					
Hydroxide (as CaCO3)	A2320	1.7		1A26049	3.0	ND	U	g					
Alkalinity, Total (as CaCO3)	A2320	1.7		1A26049	3.0	52		g					
Dissolved Organic Carbon	A5310B	0.36							1A25024	0.70	0.63	B J	k, q
Chloride	E300.0	0.50		1A19059	1.0	5.8	B	k					
Nitrate as N	E300.0	0.11		1A19059	0.20	4.1		g					
Sulfate	E300.0	0.37		1A19059	0.50	6.3		g					
* Sample diluted at a factor of 2.0													

Project: Beaumont						**Table G-6**							
Site: 1						**Analytical Data Summary**							
Extraction Method: See Below						**California Title 22 General Minerals**							
Analytical Method: See Below													
Matrix: Water													
Units: mg/L													
				Environmental Samples									
			Field ID:			MW-52					MW-52-F		
	EPA		SDG:			A1A1640					A1A1640		
			Date:			18-Jan-11					18-Jan-11		
Parameters	Method	MDL		Batch ID	PQL	Result	Validity	Comments	Batch ID	PQL	Result	Validity	Comments
Dissolved Solids	A209B	5.5		1A24043	20	170 *		g					
Bicarbonate (as CaCO3)	A2320	1.7		1A26049	3.0	76		g					
Carbonate (as CaCO3)	A2320	1.7		1A26049	3.0	ND	U	g					
Hydroxide (as CaCO3)	A2320	1.7		1A26049	3.0	ND	U	g					
Alkalinity, Total (as CaCO3)	A2320	1.7		1A26049	3.0	62		g					
Dissolved Organic Carbon	A5310B	0.36							1A25024	0.70	0.92	B	k
Chloride	E300.0	0.50		1A19059	1.0	5.9	B	k					
Nitrate as N	E300.0	0.11		1A19059	0.20	8.1		g					
Sulfate	E300.0	0.37		1A19059	0.50	8.1		g					
* Sample diluted at a factor of 2.0													

Project: Beaumont						**Table G-6**							
Site: 1						**Analytical Data Summary**							
Extraction Method: See Below						**California Title 22 General Minerals**							
Analytical Method: See Below													
Matrix: Water													
Units: mg/L													
				Environmental Samples									
			Field ID:			IW-02					IW-02-F		
	EPA		SDG:			A1A1650					A1A1650		
			Date:			18-Jan-11					18-Jan-11		
Parameters	Method	MDL		Batch ID	PQL	Result	Validity	Comments	Batch ID	PQL	Result	Validity	Comments
Dissolved Solids	A209B	5.5		1A24043	20	100 *		g					
Bicarbonate (as CaCO3)	A2320	1.7		1A26049	3.0	50		g					
Carbonate (as CaCO3)	A2320	1.7		1A26049	3.0	ND	U	g					
Hydroxide (as CaCO3)	A2320	1.7		1A26049	3.0	ND	U	g					
Alkalinity, Total (as CaCO3)	A2320	1.7		1A26049	3.0	41		g					
Dissolved Organic Carbon	A5310B	0.36							1A25024	0.70	3.7	B	k
Chloride	E300.0	0.50		1A19059	1.0	28		g					
Nitrate as N	E300.0	0.11		1A19059	0.20	ND	U	g					
Sulfate	E300.0	0.37		1A19059	0.50	1.9	B	k					
* Sample diluted at a factor of 2.0													

Project: Beaumont						**Table G-6**							
Site: 1						**Analytical Data Summary**							
Extraction Method: See Below						**California Title 22 General Minerals**							
Analytical Method: See Below													
Matrix: Water													
Units: mg/L													
				Environmental Samples									
			Field ID:			MW-51					MW-51-F		
	EPA		SDG:			A1A1650					A1A1650		
			Date:			18-Jan-11					18-Jan-11		
Parameters	Method	MDL		Batch ID	PQL	Result	Validity	Comments	Batch ID	PQL	Result	Validity	Comments
Dissolved Solids	A209B	5.5		1A24043	20	180 *		g					
Bicarbonate (as CaCO3)	A2320	1.7		1A26049	3.0	76		g					
Carbonate (as CaCO3)	A2320	1.7		1A26049	3.0	ND	U	g					
Hydroxide (as CaCO3)	A2320	1.7		1A26049	3.0	ND	U	g					
Alkalinity, Total (as CaCO3)	A2320	1.7		1A26049	3.0	62		g					
Dissolved Organic Carbon	A5310B	0.36							1A25024	0.70	2.3	B	k
Chloride	E300.0	0.50		1A19059	1.0	6.6	B	k					
Nitrate as N	E300.0	0.11		1A19059	0.20	5.6		g					
Sulfate	E300.0	0.37		1A19059	0.50	7.0		g					
* Sample diluted at a factor of 2.0													

Project: Beaumont						**Table G-6**							
Site: 1						**Analytical Data Summary**							
Extraction Method: See Below						**California Title 22 General Minerals**							
Analytical Method: See Below													
Matrix: Water													
Units: mg/L													
				Environmental Samples									
			Field ID:			MW-44					MW-44		
	EPA		SDG:			A1A1779					A1A1779		
			Date:			19-Jan-11					19-Jan-11		
Parameters	Method	MDL		Batch ID	PQL	Result	Validity	Comments	Batch ID	PQL	Result	Validity	Comments
Dissolved Solids	A209B	5.5		1A24054	20	230 *		g					
Bicarbonate (as CaCO3)	A2320	1.7		1A31005	3.0	110		g					
Carbonate (as CaCO3)	A2320	1.7		1A31005	3.0	ND	U	g					
Hydroxide (as CaCO3)	A2320	1.7		1A31005	3.0	ND	U	g					
Alkalinity, Total (as CaCO3)	A2320	1.7		1A31005	3.0	91		g					
Chloride	E300.0	0.50							1A21052	1.0	8.6		g
Nitrate as N	E300.0	0.11		1A20054	0.20	12	J	d					
Sulfate	E300.0	0.37		1A20054	0.50	16		g					
* Sample diluted at a factor of 2.0													

Project: Beaumont						Table G-6							
Site: 1						Analytical Data Summary							
Extraction Method: See Below						California Title 22 General Minerals							
Analytical Method: See Below													
Matrix: Water													
Units: mg/L													
				Environmental Samples									
			Field ID:			MW-44-F							
	EPA		SDG:			A1A1779							
			Date:			19-Jan-11							
Parameters	Method	MDL		Batch ID	PQL	Result	Validity	Comments					
Dissolved Organic Carbon	A5310B	0.36		1A25024	0.70	0.40	B J	k, q					

Project: Beaumont						**Table G-6**							
Site: 1						**Analytical Data Summary**							
Extraction Method: See Below						**California Title 22 General Minerals**							
Analytical Method: See Below													
Matrix: Water													
Units: mg/L													
				Environmental Samples									
			Field ID:			EW-18					EW-18		
	EPA		SDG:			A1A1785					A1A1785		
			Date:			19-Jan-11					19-Jan-11		
Parameters	Method	MDL		Batch ID	PQL	Result	Validity	Comments	Batch ID	PQL	Result	Validity	Comments
Dissolved Solids	A209B	5.5		1A24054	20	410 *		g					
Bicarbonate (as CaCO3)	A2320	1.7		1A26049	3.0	62		g					
Carbonate (as CaCO3)	A2320	1.7		1A26049	3.0	ND	U	g					
Hydroxide (as CaCO3)	A2320	1.7		1A26049	3.0	ND	U	g					
Alkalinity, Total (as CaCO3)	A2320	1.7		1A26049	3.0	51		g					
Chloride	E300.0	0.50							1A21035	1.0	130		g
Nitrate as N	E300.0	0.11		1A20054	0.20	5.1	J	d					
Sulfate	E300.0	0.37		1A20054	0.50	12		g					
* Sample diluted at a factor of 2.0													

Project: Beaumont						**Table G-6**							
Site: 1						**Analytical Data Summary**							
Extraction Method: See Below						**California Title 22 General Minerals**							
Analytical Method: See Below													
Matrix: Water													
Units: mg/L													
				Environmental Samples									
			Field ID:			EW-18-F					IW-05		
	EPA		SDG:			A1A1785					A1A1785		
			Date:			19-Jan-11					19-Jan-11		
Parameters	Method	MDL		Batch ID	PQL	Result	Validity	Comments	Batch ID	PQL	Result	Validity	Comments
Dissolved Solids	A209B	5.5							1A24054	20	150 *		g
Bicarbonate (as CaCO3)	A2320	1.7							1A26049	3.0	65		g
Carbonate (as CaCO3)	A2320	1.7							1A26049	3.0	ND	U	g
Hydroxide (as CaCO3)	A2320	1.7							1A26049	3.0	ND	U	g
Alkalinity, Total (as CaCO3)	A2320	1.7							1A26049	3.0	53		g
Dissolved Organic Carbon	A5310B	0.36		1A25026	0.70	ND	U	g					
Nitrate as N	E300.0	0.11							1A20054	0.20	0.53	J	d
Sulfate	E300.0	0.37							1A20054	0.50	4.9	B	k
* Sample diluted at a factor of 2.0													

Project: Beaumont						**Table G-6**							
Site: 1						**Analytical Data Summary**							
Extraction Method: See Below						**California Title 22 General Minerals**							
Analytical Method: See Below													
Matrix: Water													
Units: mg/L													
				Environmental Samples									
			Field ID:			IW-05					IW-05-F		
	EPA		SDG:			A1A1785					A1A1785		
			Date:			19-Jan-11					19-Jan-11		
Parameters	Method	MDL		Batch ID	PQL	Result	Validity	Comments	Batch ID	PQL	Result	Validity	Comments
Dissolved Organic Carbon	A5310B	0.36							1A25026	0.70	0.80	B	k
Chloride	E300.0	0.50		1A21052	1.0	23		g					

Project: Beaumont						**Table G-6**							
Site: 1						**Analytical Data Summary**							
Extraction Method: See Below						**California Title 22 General Minerals**							
Analytical Method: See Below													
Matrix: Water													
Units: mg/L													
				Environmental Samples									
			Field ID:			EW-16					EW-16-F		
	EPA		SDG:			A1A1924					A1A1924		
			Date:			20-Jan-11					20-Jan-11		
Parameters	Method	MDL		Batch ID	PQL	Result	Validity	Comments	Batch ID	PQL	Result	Validity	Comments
Dissolved Solids	A209B	5.5		1A25049	20	180 *		g					
Bicarbonate (as CaCO3)	A2320	1.7		1A31005	3.0	74		g					
Carbonate (as CaCO3)	A2320	1.7		1A31005	3.0	ND	U	g					
Hydroxide (as CaCO3)	A2320	1.7		1A31005	3.0	ND	U	g					
Alkalinity, Total (as CaCO3)	A2320	1.7		1A31005	3.0	61		g					
Dissolved Organic Carbon	A5310B	0.36							1A25026	0.70	3.0	B	k
Chloride	E300.0	0.50		1A21052	1.0	34		g					
Nitrate as N	E300.0	0.11		1A21052	0.20	1.7		g					
Sulfate	E300.0	0.37		1A21052	0.50	7.7		g					
* Sample diluted at a factor of 2.0													

Project: Beaumont						**Table G-7**								
Site: 1						**Analytical Data Summary**								
Extraction Method: METHOD						**EPA Method RSK-175**								
Analytical Method: RSK-175														
Matrix: Water														
Units: ug/L														
			Environmental Samples											
		Field ID:		MW-70										
		SDG:		A0I1181										
		Batch ID:		M100917017										
		Date:		13-Sep-10										
Parameters	MDL		PQL	Result	Validity	Comments								
Ethene	0.02		0.1	ND	U	g								
Ethane	0.01		0.1	ND	U	g								
Methane	0.02		0.1	0.08	J	q								

Project: Beaumont						**Table G-7**								
Site: 1						**Analytical Data Summary**								
Extraction Method: METHOD						**EPA Method RSK-175**								
Analytical Method: RSK-175														
Matrix: Water														
Units: ug/L														
			Environmental Samples											
		Field ID:		F33-TW2				F33-TW3				F33-TW6		
		SDG:		A0I1525				A0I1525				A0I1525		
		Batch ID:		M100928050				M100928050				M100928050		
		Date:		14-Sep-10				14-Sep-10				14-Sep-10		
Parameters	MDL		PQL	Result	Validity	Comments	PQL	Result	Validity	Comments	PQL	Result	Validity	Comments
Ethene	0.02		0.1	ND	U	g	0.1	ND	U	g	0.1	ND	U	g
Ethane	0.01		0.1	ND	U	g	0.1	ND	U	g	0.1	ND	U	g
Methane	0.02		0.1	110		g	0.1	110		g	0.1	1.4		g

Project: Beaumont						Table G-7							
Site: 1						Analytical Data Summary							
Extraction Method: METHOD						EPA Method RSK-175							
Analytical Method: RSK-175													
Matrix: Water													
Units: ug/L													
			Environmental Samples										
		Field ID:		F33-TW7									
		SDG:		A0I1525									
		Batch ID:		M100928050									
		Date:		14-Sep-10									
Parameters	MDL		PQL	Result	Validity	Comments							
Ethene	0.02		0.1	ND	U	g							
Ethane	0.01		0.1	ND	U	g							
Methane	0.02		0.1	170		g							

Project: Beaumont						Table G-7								
Site: 1						Analytical Data Summary								
Extraction Method: METHOD						EPA Method RSK-175								
Analytical Method: RSK-175														
Matrix: Water														
Units: ug/L														
			Environmental Samples											
		Field ID:		MW-82				MW-83						
		SDG:		A0I1671				A0I1671						
		Batch ID:		M100928050				M100928050						
		Date:		15-Sep-10				15-Sep-10						
Parameters	MDL		PQL	Result	Validity	Comments	PQL	Result	Validity	Comments				
Ethene	0.02		0.1	ND	U	g	0.1	ND	U	g				
Ethane	0.01		0.1	ND	U	g	0.1	ND	U	g				
Methane	0.02		0.1	0.13	B	a	0.1	0.19	B	a				

Project: Beaumont						Table G-7								
Site: 1						Analytical Data Summary								
Extraction Method: METHOD						EPA Method RSK-175								
Analytical Method: RSK-175														
Matrix: Water														
Units: ug/L														
			Environmental Samples											
		Field ID:		F33-TW2				F33-TW6				F33-TW7		
		SDG:		A1A0670				A1A0670				A1A0670		
		Batch ID:		M110120026				M110120026				M110120026		
		Date:		7-Jan-11				7-Jan-11				7-Jan-11		
Parameters	MDL		PQL	Result	Validity	Comments	PQL	Result	Validity	Comments	PQL	Result	Validity	Comments
Ethene	0.02		0.10	ND	U	g	0.10	ND	U	g	0.10	ND	U	g
Ethane	0.01		0.10	ND	U	g	0.10	ND	U	g	0.10	ND	U	g
Methane	0.02		0.10	130.00		g	0.10	2.50		g	0.10	130.00		g

Project: Beaumont						Table G-7							
Site: 1						Analytical Data Summary							
Extraction Method: METHOD						EPA Method RSK-175							
Analytical Method: RSK-175													
Matrix: Water													
Units: ug/L													
			Environmental Samples										
		Field ID:		MW-82				MW-83					
		SDG:		A1A0848				A1A0848					
		Batch ID:		M110120026				M110120026					
		Date:		10-Jan-11				10-Jan-11					
Parameters	MDL		PQL	Result	Validity	Comments	PQL	Result	Validity	Comments			
Ethene	0.02		0.10	0.06	J	q	0.10	ND	U	g			
Ethane	0.01		0.10	ND	U	g	0.10	ND	U	g			
Methane	0.02		0.10	0.38	B	a	0.10	0.04	B J	a, q			

Project: Beaumont						**Table G-7**								
Site: 1						**Analytical Data Summary**								
Extraction Method: METHOD						**EPA Method RSK-175**								
Analytical Method: RSK-175														
Matrix: Water														
Units: ug/L														
			Environmental Samples											
		Field ID:		MW-49				MW-49-DUP				MW-61B		
		SDG:		A1A0851				A1A0851				A1A0851		
		Batch ID:		M110120026				M110120026				M110120026		
		Date:		10-Jan-11				10-Jan-11				10-Jan-11		
Parameters	MDL		PQL	Result	Validity	Comments	PQL	Result	Validity	Comments	PQL	Result	Validity	Comments
Ethene	0.02		0.10	ND	U	g	0.10	ND	U	g	0.10	0.05	J	q
Ethane	0.01		0.10	ND	U	g	0.10	ND	U	g	0.10	0.35		g
Methane	0.02		0.10	0.04	B J	a, q	0.10	0.11	B	a	0.10	0.23	B	a

Project: Beaumont						Table G-7							
Site: 1						Analytical Data Summary							
Extraction Method: METHOD						EPA Method RSK-175							
Analytical Method: RSK-175													
Matrix: Water													
Units: ug/L													
			Environmental Samples										
		Field ID:		MW-101				MW-19					
		SDG:		A1A0994				A1A0994					
		Batch ID:		M110120026				M110120026					
		Date:		11-Jan-11				11-Jan-11					
Parameters	MDL		PQL	Result	Validity	Comments	PQL	Result	Validity	Comments			
Ethene	0.02		0.10	0.06	J	q	0.10	0.05	J	q			
Ethane	0.01		0.10	0.02	J	q	0.10	0.02	J	q			
Methane	0.02		0.10	0.18	B	a	0.10	0.23	B	a			

Project: Beaumont						Table G-7							
Site: 1						Analytical Data Summary							
Extraction Method: METHOD						EPA Method RSK-175							
Analytical Method: RSK-175													
Matrix: Water													
Units: ug/L													
			Environmental Samples										
		Field ID:		EW-15									
		SDG:		A1A0998									
		Batch ID:		M110120026									
		Date:		11-Jan-11									
Parameters	MDL		PQL	Result	Validity	Comments							
Ethene	0.02		0.10	7.50		g							
Ethane	0.01		0.10	9.30		g							
Methane	0.02		0.10	10.00		g							

Project: Beaumont						**Table G-7**							
Site: 1						**Analytical Data Summary**							
Extraction Method: METHOD						**EPA Method RSK-175**							
Analytical Method: RSK-175													
Matrix: Water													
Units: ug/L													
			Environmental Samples										
		Field ID:		EW-13									
		SDG:		A1A1157									
		Batch ID:		M110126007									
		Date:		12-Jan-11									
Parameters	MDL		PQL	Result	Validity	Comments							
Ethene	0.02		0.10	14.00		g							
Ethane	0.01		0.10	11.00		g							
Methane	0.02		0.10	23.00		g							

Project: Beaumont						Table G-7							
Site: 1						Analytical Data Summary							
Extraction Method: METHOD						EPA Method RSK-175							
Analytical Method: RSK-175													
Matrix: Water													
Units: ug/L													
			Environmental Samples										
		Field ID:		MW-61C									
		SDG:		A1A1161									
		Batch ID:		M110120026									
		Date:		12-Jan-11									
Parameters	MDL		PQL	Result	Validity	Comments							
Ethene	0.02		0.10	0.03	J	q							
Ethane	0.01		0.10	0.61		g							
Methane	0.02		0.10	0.41	B	a							

Project: Beaumont						Table G-7								
Site: 1						Analytical Data Summary								
Extraction Method: METHOD						EPA Method RSK-175								
Analytical Method: RSK-175														
Matrix: Water														
Units: ug/L														
			Environmental Samples											
		Field ID:		F33-TW3				F33-TW3-DUP				MW-70		
		SDG:		A1A1282				A1A1282				A1A1282		
		Batch ID:		M110128015				M110126007				M110126007		
		Date:		13-Jan-11				13-Jan-11				13-Jan-11		
Parameters	MDL		PQL	Result	Validity	Comments	PQL	Result	Validity	Comments	PQL	Result	Validity	Comments
Ethene	0.02		0.1	ND	U	g	0.10	ND	U	g	0.10	ND	U	g
Ethane	0.01		0.1	ND	U	g	0.10	ND	U	g	0.10	ND	U	g
Methane	0.02		0.1	8.50		g	0.10	9.40		g	0.10	0.12	B	a

Project: Beaumont						**Table G-7**								
Site: 1						**Analytical Data Summary**								
Extraction Method: METHOD						**EPA Method RSK-175**								
Analytical Method: RSK-175														
Matrix: Water														
Units: ug/L														
			Environmental Samples											
		Field ID:		IW-03				IW-04				MW-102		
		SDG:		A1A1492				A1A1492				A1A1492		
		Batch ID:		M110126007				M110126007				M110126007		
		Date:		17-Jan-11				17-Jan-11				17-Jan-11		
Parameters	MDL		PQL	Result	Validity	Comments	PQL	Result	Validity	Comments	PQL	Result	Validity	Comments
Ethene	0.02		0.10	1.90		g	0.10	2.70		g	0.10	0.08	J	q
Ethane	0.01		0.10	7.70		g	0.10	14.00		g	0.10	0.02	J	q
Methane	0.02		0.10	91.00		g	2.00	4200.00 *		g	0.10	83.00		g
* Sample diluted at a factor of 20														

Project: Beaumont						**Table G-7**								
Site: 1						**Analytical Data Summary**								
Extraction Method: METHOD						**EPA Method RSK-175**								
Analytical Method: RSK-175														
Matrix: Water														
Units: ug/L														
			Environmental Samples											
		Field ID:		IW-01				MW-50				MW-52		
		SDG:		A1A1640				A1A1640				A1A1640		
		Batch ID:		M110128015				M110128015				M110128015		
		Date:		18-Jan-11				18-Jan-11				18-Jan-11		
Parameters	MDL		PQL	Result	Validity	Comments	PQL	Result	Validity	Comments	PQL	Result	Validity	Comments
Ethene	0.02		0.1	ND	U	g	0.1	ND	U	g	0.1	ND	U	g
Ethane	0.01		0.1	0.49		g	0.1	ND	U	g	0.1	ND	U	g
Methane	0.02		0.1	24.00		g	0.1	0.09	B J	k, q	0.1	0.09	B J	k, q

Project: Beaumont						**Table G-7**								
Site: 1						**Analytical Data Summary**								
Extraction Method: METHOD						**EPA Method RSK-175**								
Analytical Method: RSK-175														
Matrix: Water														
Units: ug/L														
			Environmental Samples											
		Field ID:		IW-02				MW-51						
		SDG:		A1A1650				A1A1650						
		Batch ID:		M110128015				M110128015						
		Date:		18-Jan-11				18-Jan-11						
Parameters	MDL		PQL	Result	Validity	Comments	PQL	Result	Validity	Comments				
Ethene	0.02		0.1	ND	U	g	0.1	ND	U	g				
Ethane	0.01		0.1	1.50		g	0.1	0.02	B J	k, q				
Methane	0.02		1.00	1600.00 *		g	0.1	7.20		g				
* Sample diluted at a factor of 10														

Project: Beaumont						Table G-7								
Site: 1						Analytical Data Summary								
Extraction Method: METHOD						EPA Method RSK-175								
Analytical Method: RSK-175														
Matrix: Water														
Units: ug/L														
			Environmental Samples											
		Field ID:		MW-44										
		SDG:		A1A1779										
		Batch ID:		M110126007										
		Date:		19-Jan-11										
Parameters	MDL		PQL	Result	Validity	Comments								
Ethene	0.02		0.10	ND	U	g								
Ethane	0.01		0.10	ND	U	g								
Methane	0.02		0.10	0.10	B	a, k								

Project: Beaumont						Table G-7							
Site: 1						Analytical Data Summary							
Extraction Method: METHOD						EPA Method RSK-175							
Analytical Method: RSK-175													
Matrix: Water													
Units: ug/L													
			Environmental Samples										
		Field ID:		EW-18				IW-05					
		SDG:		A1A1785				A1A1785					
		Batch ID:		M110128015				M110128015					
		Date:		19-Jan-11				19-Jan-11					
Parameters	MDL		PQL	Result	Validity	Comments	PQL	Result	Validity	Comments			
Ethene	0.02		0.1	49.00		g	0.1	0.42		g			
Ethane	0.01		0.1	110.00		g	0.1	2.40		g			
Methane	0.02		0.1	4.50	B	k	0.1	8.50		g			

Project: Beaumont						Table G-7							
Site: 1						Analytical Data Summary							
Extraction Method: METHOD						EPA Method RSK-175							
Analytical Method: RSK-175													
Matrix: Water													
Units: ug/L													
			Environmental Samples										
		Field ID:		EW-16									
		SDG:		A1A1924									
		Batch ID:		M110128015									
		Date:		20-Jan-11									
Parameters	MDL		PQL	Result	Validity	Comments							
Ethene	0.02		0.1	3.20		g							
Ethane	0.01		0.1	14.00		g							
Methane	0.02		0.1	4.40		g							

Project: Beaumont						**Table G-8**								
Site: 1						**Analytical Data Summary**								
Extraction Method: SW3010						**EPA Method SW6010B**								
Analytical Method: SW6010B														
Matrix: Water														
Units: ug/L														
			Environmental Samples											
		Field ID:		MW-70										
		SDG:		A0I1181										
		Batch ID:		0I16011										
		Date:		13-Sep-10										
Parameters	MDL		PQL	Result	Validity	Comments								
				(Unfiltered)										
Iron	12		20	ND	U	g								

Project: Beaumont						Table G-8								
Site: 1						Analytical Data Summary								
Extraction Method: SW3010						EPA Method SW6010B								
Analytical Method: SW6010B														
Matrix: Water														
Units: ug/L														
			Environmental Samples											
		Field ID:		F33-TW2				F33-TW3				F33-TW6		
		SDG:		A0I1525				A0I1525				A0I1525		
		Batch ID:		0I16011				0I16011				0I21020		
		Date:		14-Sep-10				14-Sep-10				14-Sep-10		
Parameters	MDL		PQL	Result	Validity	Comments	PQL	Result	Validity	Comments	PQL	Result	Validity	Comments
				(Unfiltered)				(Unfiltered)				(Unfiltered)		
Iron	12		20	1200		g	20	780		g	20	240		g

Project: Beaumont						**Table G-8**								
Site: 1						**Analytical Data Summary**								
Extraction Method: SW3010						**EPA Method SW6010B**								
Analytical Method: SW6010B														
Matrix: Water														
Units: ug/L														
			Environmental Samples											
		Field ID:		F33-TW7										
		SDG:		A0I1525										
		Batch ID:		0I16011										
		Date:		14-Sep-10										
Parameters	MDL		PQL	Result	Validity	Comments								
				(Unfiltered)										
Iron	12		20	2200		g								

Project: Beaumont						Table G-8								
Site: 1						Analytical Data Summary								
Extraction Method: SW3010						EPA Method SW6010B								
Analytical Method: SW6010B														
Matrix: Water														
Units: ug/L														
			Environmental Samples											
		Field ID:		MW-82				MW-83						
		SDG:		A0I1671				A0I1671						
		Batch ID:		0I21020				0I21020						
		Date:		15-Sep-10				15-Sep-10						
Parameters	MDL		PQL	Result	Validity	Comments	PQL	Result	Validity	Comments				
				(Unfiltered)				(Unfiltered)						
Iron	12		20	ND	U	g	20	21		g				

Project: Beaumont						Table G-8								
Site: 1						Analytical Data Summary								
Extraction Method: SW3010						EPA Method SW6010B								
Analytical Method: SW6010B														
Matrix: Water														
Units: ug/L														
			Environmental Samples											
		Field ID:		F33-TW2				F33-TW6				F33-TW7		
		SDG:		A1A0670				A1A0670				A1A0670		
		Batch ID:		1A12037				1A12037				1A12037		
		Date:		7-Jan-11				7-Jan-11				7-Jan-11		
Parameters	MDL		PQL	Result	Validity	Comments	PQL	Result	Validity	Comments	PQL	Result	Validity	Comments
				(Unfiltered)				(Unfiltered)				(Unfiltered)		
Iron	2.3		20	1800		g	20	100		g	20	1900		g

Project: Beaumont						Table G-8								
Site: 1						Analytical Data Summary								
Extraction Method: SW3010						EPA Method SW6010B								
Analytical Method: SW6010B														
Matrix: Water														
Units: ug/L														
			Environmental Samples											
		Field ID:		MW-82				MW-83						
		SDG:		A1A0848				A1A0848						
		Batch ID:		1A12037				1A12037						
		Date:		10-Jan-11				10-Jan-11						
Parameters	MDL		PQL	Result	Validity	Comments	PQL	Result	Validity	Comments				
				(Unfiltered)				(Unfiltered)						
Iron	2.3		20	2.7	J	q	20	2.5	J	q				

Project: Beaumont						Table G-8								
Site: 1						Analytical Data Summary								
Extraction Method: SW3010						EPA Method SW6010B								
Analytical Method: SW6010B														
Matrix: Water														
Units: ug/L														
			Environmental Samples											
		Field ID:		MW-49				MW-49-DUP				MW-61B		
		SDG:		A1A0851				A1A0851				A1A0851		
		Batch ID:		1A12037				1A12037				1A12037		
		Date:		10-Jan-11				10-Jan-11				10-Jan-11		
Parameters	MDL		PQL	Result	Validity	Comments	PQL	Result	Validity	Comments	PQL	Result	Validity	Comments
				(Unfiltered)				(Unfiltered)				(Unfiltered)		
Iron	2.3		20	ND	U	g	20	ND	U	g	20	ND	U	g

Project: Beaumont						Table G-8								
Site: 1						Analytical Data Summary								
Extraction Method: SW3010						EPA Method SW6010B								
Analytical Method: SW6010B														
Matrix: Water														
Units: ug/L														
			Environmental Samples											
		Field ID:		MW-101				MW-19						
		SDG:		A1A0994				A1A0994						
		Batch ID:		1A18039				1A20048						
		Date:		11-Jan-11				11-Jan-11						
Parameters	MDL		PQL	Result	Validity	Comments	PQL	Result	Validity	Comments				
				(Unfiltered)				(Unfiltered)						
Iron	2.3		20	510		g	20	35		g				

Project: Beaumont						**Table G-8**								
Site: 1						**Analytical Data Summary**								
Extraction Method: SW3010						**EPA Method SW6010B**								
Analytical Method: SW6010B														
Matrix: Water														
Units: ug/L														
			Environmental Samples											
		Field ID:		EW-15										
		SDG:		A1A0998										
		Batch ID:		1A18039										
		Date:		11-Jan-11										
Parameters	MDL		PQL	Result	Validity	Comments								
				(Unfiltered)										
Iron	2.3		20	2300		g								

Project: Beaumont						**Table G-8**								
Site: 1						**Analytical Data Summary**								
Extraction Method: SW3010						**EPA Method SW6010B**								
Analytical Method: SW6010B														
Matrix: Water														
Units: ug/L														
			Environmental Samples											
		Field ID:		EW-13										
		SDG:		A1A1157										
		Batch ID:		1A18039										
		Date:		12-Jan-11										
Parameters	MDL		PQL	Result	Validity	Comments								
				(Unfiltered)										
Iron	2.3		20	1100		g								

Project: Beaumont						Table G-8								
Site: 1						Analytical Data Summary								
Extraction Method: SW3010						EPA Method SW6010B								
Analytical Method: SW6010B														
Matrix: Water														
Units: ug/L														
			Environmental Samples											
		Field ID:		MW-61C										
		SDG:		A1A1161										
		Batch ID:		1A18039										
		Date:		12-Jan-11										
Parameters	MDL		PQL	Result	Validity	Comments								
				(Unfiltered)										
Iron	2.3		20	3.4	B J	a, q								

Project: Beaumont						Table G-8								
Site: 1						Analytical Data Summary								
Extraction Method: SW3010						EPA Method SW6010B								
Analytical Method: SW6010B														
Matrix: Water														
Units: ug/L														
			Environmental Samples											
		Field ID:		F33-TW3				F33-TW3-DUP				MW-70		
		SDG:		A1A1282				A1A1282				A1A1282		
		Batch ID:		1A20048				1A20048				1A18039		
		Date:		13-Jan-11				13-Jan-11				13-Jan-11		
Parameters	MDL		PQL	Result	Validity	Comments	PQL	Result	Validity	Comments	PQL	Result	Validity	Comments
				(Unfiltered)				(Unfiltered)				(Unfiltered)		
Iron	2.3		20	150		g	20	170		g	20	6.3	B J	a, q

Project: Beaumont						Table G-8								
Site: 1						Analytical Data Summary								
Extraction Method: SW3010						EPA Method SW6010B								
Analytical Method: SW6010B														
Matrix: Water														
Units: ug/L														
			Environmental Samples											
		Field ID:		IW-03				IW-04				MW-102		
		SDG:		A1A1492				A1A1492				A1A1492		
		Batch ID:		1A18039				1A18039				1A20048		
		Date:		17-Jan-11				17-Jan-11				17-Jan-11		
Parameters	MDL		PQL	Result	Validity	Comments	PQL	Result	Validity	Comments	PQL	Result	Validity	Comments
				(Unfiltered)				(Unfiltered)				(Unfiltered)		
Iron	2.3		20	19000		g	20	15000		g	20	130		g

Project: Beaumont						Table G-8								
Site: 1						Analytical Data Summary								
Extraction Method: SW3010						EPA Method SW6010B								
Analytical Method: SW6010B														
Matrix: Water														
Units: ug/L														
			Environmental Samples											
		Field ID:		IW-01				MW-50				MW-52		
		SDG:		A1A1640				A1A1640				A1A1640		
		Batch ID:		1A20048				1A20048				1A20048		
		Date:		18-Jan-11				18-Jan-11				18-Jan-11		
Parameters	MDL		PQL	Result	Validity	Comments	PQL	Result	Validity	Comments	PQL	Result	Validity	Comments
				(Unfiltered)				(Unfiltered)				(Unfiltered)		
Iron	2.3		600	85000		g	20	270		g	20	270		g

Project: Beaumont						Table G-8								
Site: 1						Analytical Data Summary								
Extraction Method: SW3010						EPA Method SW6010B								
Analytical Method: SW6010B														
Matrix: Water														
Units: ug/L														
			Environmental Samples											
		Field ID:		IW-02				MW-51						
		SDG:		A1A1650				A1A1650						
		Batch ID:		1A20048				1A20048						
		Date:		18-Jan-11				18-Jan-11						
Parameters	MDL		PQL	Result	Validity	Comments	PQL	Result	Validity	Comments				
				(Unfiltered)				(Unfiltered)						
Iron	2.3		20	19000		g	20	340		g				

Project: Beaumont						**Table G-8**								
Site: 1						**Analytical Data Summary**								
Extraction Method: SW3010						**EPA Method SW6010B**								
Analytical Method: SW6010B														
Matrix: Water														
Units: ug/L														
			Environmental Samples											
		Field ID:		MW-44										
		SDG:		A1A1779										
		Batch ID:		1A20048										
		Date:		19-Jan-11										
Parameters	MDL		PQL	Result	Validity	Comments								
				(Unfiltered)										
Iron	2.3		20	180	B	k								

Project: Beaumont						**Table G-8**								
Site: 1						**Analytical Data Summary**								
Extraction Method: SW3010						**EPA Method SW6010B**								
Analytical Method: SW6010B														
Matrix: Water														
Units: ug/L														
			Environmental Samples											
		Field ID:		EW-18				IW-05						
		SDG:		A1A1785				A1A1785						
		Batch ID:		1A20048				1A20048						
		Date:		19-Jan-11				19-Jan-11						
Parameters	MDL		PQL	Result	Validity	Comments	PQL	Result	Validity	Comments				
				(Unfiltered)				(Unfiltered)						
Iron	2.3		20	4000		g	20	11000		g				

Project: Beaumont						**Table G-8**								
Site: 1						**Analytical Data Summary**								
Extraction Method: SW3010						**EPA Method SW6010B**								
Analytical Method: SW6010B														
Matrix: Water														
Units: ug/L														
			Environmental Samples											
		Field ID:		EW-16										
		SDG:		A1A1924										
		Batch ID:		1A25042										
		Date:		20-Jan-11										
Parameters	MDL		PQL	Result	Validity	Comments								
				(Unfiltered)										
Iron	2.3		20	4500		g								

Project: Beaumont						**Table G-9**								
Site: 1						**Analytical Data Summary**								
Extraction Method: SW5030B						**EPA Method SW8260B**								
Analytical Method: SW8260B														
Matrix: Water			Environmental Samples											
Units: ug/L														
		Field ID:		MW-101				MW-102				MW-70		
		SDG:		A0I1181				A0I1181				A0I1181		
		Batch ID:		0I21003				0I21003				0I21003		
		Date:		13-Sep-10				13-Sep-10				13-Sep-10		
Parameters	MDL		PQL	Result	Validity	Comments	PQL	Result	Validity	Comments	PQL	Result	Validity	Comments
Acetone	5.0		10	ND	U	g	10	ND	U	g	10	ND	U	g
Bromodichloromethane	0.11		0.50	ND	U	g	0.50	ND	U	g	0.50	ND	U	g
2-Butanone	1.2		3.0	ND	U	g	3.0	ND	U	g	3.0	ND	U	g
Bromomethane	0.48		0.50	ND	U	g	0.50	ND	U	g	0.50	ND	U	g
Bromoform	0.13		0.50	ND	U	g	0.50	ND	U	g	0.50	ND	U	g
Benzene	0.14		0.50	ND	U	g	0.50	0.14	J	q	0.50	ND	U	g
Carbon Disulfide	0.36		0.50	0.39	J	q	0.50	ND	U	g	0.50	ND	U	g
Chlorobenzene	0.23		0.50	ND	U	g	0.50	ND	U	g	0.50	ND	U	g
Chloroethane	0.35		0.50	ND	U	g	0.50	ND	U	g	0.50	ND	U	g
Chloromethane	0.36		0.50	ND	U	g	0.50	ND	U	g	0.50	ND	U	g
Carbon Tetrachloride	0.15		0.50	ND	U	g	0.50	ND	U	g	0.50	ND	U	g
Chloroform	0.17		0.50	ND	U	g	0.50	ND	U	g	0.50	ND	U	g
Dibromochloromethane	0.37		0.50	ND	U	g	0.50	ND	U	g	0.50	ND	U	g
1,1-Dichloroethane	0.098		0.50	1.6		g	0.50	1.6		g	0.50	ND	U	g
1,2-Dichloroethane	0.21		0.50	0.51		g	0.50	0.27	J	q	0.50	ND	U	g
1,2-Dichlorobenzene	0.20		0.50	ND	U	g	0.50	ND	U	g	0.50	ND	U	g
1,3-Dichlorobenzene	0.15		0.50	ND	U	g	0.50	ND	U	g	0.50	ND	U	g
1,4-Dichlorobenzene	0.072		0.50	ND	U	g	0.50	ND	U	g	0.50	ND	U	g
1,1-Dichloroethene	0.12		0.50	49		g	0.50	21		g	0.50	0.21	J	q
c-1,2-Dichloroethene	0.18		0.50	45		g	0.50	32		g	0.50	ND	U	g
t-1,2-Dichloroethene	0.10		0.50	1.6		g	0.50	2.1		g	0.50	ND	U	g
c-1,3-Dichloropropene	0.30		0.50	ND	U	g	0.50	ND	U	g	0.50	ND	U	g
t-1,3-Dichloropropene	0.24		0.50	ND	U	g	0.50	ND	U	g	0.50	ND	U	g
1,2-Dichloropropane	0.19		0.50	ND	U	g	0.50	ND	U	g	0.50	ND	U	g
1,4-Dioxane	31		35	36		g	35	34	J	q	35	ND	U	g
Ethylbenzene	0.26		0.50	ND	U	g	0.50	ND	U	g	0.50	ND	U	g
2-Hexanone	1.2		5.0	ND	U	g	5.0	ND	U	g	5.0	ND	U	g
4-Methyl-2-Pentanone	0.95		5.0	ND	U	g	5.0	ND	U	g	5.0	ND	U	g
Methyl tert-butyl ether (MTBE)	0.29		5.0	ND	U	g	5.0	ND	U	g	5.0	ND	U	g
Methylene Chloride	0.15		3.0	ND	U	g	3.0	ND	U	g	3.0	ND	U	g
Styrene	0.22		0.50	ND	U	g	0.50	ND	U	g	0.50	ND	U	g
Toluene	0.22		0.50	ND	U	g	0.50	ND	U	g	0.50	ND	U	g
1,1,1-Trichloroethane	0.12		0.50	ND	U	g	0.50	ND	U	g	0.50	ND	U	g
1,1,2-Trichloroethane	0.31		0.50	ND	U	g	0.50	ND	U	g	0.50	ND	U	g
Trichloroethene	0.17		0.50	45		g	0.50	22		g	0.50	ND	U	g
1,2,3-Trichloropropane	0.29		0.50	ND	U	g	0.50	ND	U	g	0.50	ND	U	g
Trichlorofluoromethane	0.16		5.0	ND	U	g	5.0	ND	U	g	5.0	ND	U	g
1,1,2,2-Tetrachloroethane	0.29		0.50	ND	U	g	0.50	ND	U	g	0.50	ND	U	g
Tetrachloroethene	0.17		0.50	ND	U	g	0.50	ND	U	g	0.50	ND	U	g
Vinyl Acetate	0.48		10	ND	U	g	10	ND	U	g	10	ND	U	g
Vinyl Chloride	0.13		0.50	1.8		g	0.50	2.8		g	0.50	ND	U	g
m,p-Xylenes	0.36		0.50	ND	U	g	0.50	ND	U	g	0.50	ND	U	g
o-Xylene	0.41		0.50	ND	U	g	0.50	ND	U	g	0.50	ND	U	g

Project: Beaumont						**Table G-9**								
Site: 1						**Analytical Data Summary**								
Extraction Method: SW5030B						**EPA Method SW8260B**								
Analytical Method: SW8260B														
Matrix: Water			Environmental Samples											
Units: ug/L														
		Field ID:		F33-TW2				F33-TW3				F33-TW6		
		SDG:		A0I1525				A0I1525				A0I1525		
		Batch ID:		0I21003				0I21003				0I22002		
		Date:		14-Sep-10				14-Sep-10				14-Sep-10		
Parameters	MDL		PQL	Result	Validity	Comments	PQL	Result	Validity	Comments	PQL	Result	Validity	Comments
Acetone	5.0		10	ND	U	g	10	ND	U	g	10	ND	U	g
Bromodichloromethane	0.11		0.50	ND	U	g	0.50	ND	U	g	0.50	ND	U	g
2-Butanone	1.2		3.0	ND	U	g	3.0	ND	U	g	3.0	ND	U	g
Bromomethane	0.48		0.50	ND	U	g	0.50	ND	U	g	0.50	ND	U	g
Bromoform	0.13		0.50	ND	U	g	0.50	ND	U	g	0.50	ND	U	g
Benzene	0.14		0.50	ND	U	g	0.50	ND	U	g	0.50	ND	U	g
Carbon Disulfide	0.36		0.50	ND	U	g	0.50	ND	U	g	0.50	ND	U	g
Chlorobenzene	0.23		0.50	ND	U	g	0.50	ND	U	g	0.50	ND	U	g
Chloroethane	0.35		0.50	ND	U	g	0.50	ND	U	g	0.50	ND	U	g
Chloromethane	0.36		0.50	ND	U	g	0.50	ND	U	g	0.50	ND	U	g
Carbon Tetrachloride	0.15		0.50	ND	U	g	0.50	ND	U	g	0.50	ND	U	g
Chloroform	0.17		0.50	ND	U	g	0.50	ND	U	g	0.50	ND	U	g
Dibromochloromethane	0.37		0.50	ND	U	g	0.50	ND	U	g	0.50	ND	U	g
1,1-Dichloroethane	0.098		0.50	ND	U	g	0.50	0.18	J	q	0.50	ND	U	g
1,2-Dichloroethane	0.21		0.50	ND	U	g	0.50	ND	U	g	0.50	ND	U	g
1,2-Dichlorobenzene	0.20		0.50	ND	U	g	0.50	ND	U	g	0.50	ND	U	g
1,3-Dichlorobenzene	0.15		0.50	ND	U	g	0.50	ND	U	g	0.50	ND	U	g
1,4-Dichlorobenzene	0.072		0.50	ND	U	g	0.50	ND	U	g	0.50	ND	U	g
1,1-Dichloroethene	0.12		0.50	0.35	J	q	0.50	0.99		g	0.50	ND	U	g
c-1,2-Dichloroethene	0.18		0.50	0.22	J	q	0.50	0.24	J	q	0.50	ND	U	g
t-1,2-Dichloroethene	0.10		0.50	ND	U	g	0.50	ND	U	g	0.50	ND	U	g
c-1,3-Dichloropropene	0.30		0.50	ND	U	g	0.50	ND	U	g	0.50	ND	U	g
t-1,3-Dichloropropene	0.24		0.50	ND	U	g	0.50	ND	U	g	0.50	ND	U	g
1,2-Dichloropropane	0.19		0.50	ND	U	g	0.50	ND	U	g	0.50	ND	U	g
1,4-Dioxane	31		35	ND	U	g	35	ND	U	g	35	ND	U	g
Ethylbenzene	0.26		0.50	ND	U	g	0.50	ND	U	g	0.50	ND	U	g
2-Hexanone	1.2		5.0	ND	U	g	5.0	ND	U	g	5.0	ND	U	g
4-Methyl-2-Pentanone	0.95		5.0	ND	U	g	5.0	ND	U	g	5.0	ND	U	g
Methyl tert-butyl ether (MTBE)	0.29		5.0	ND	U	g	5.0	ND	U	g	5.0	ND	U	g
Methylene Chloride	0.15		3.0	ND	U	g	3.0	ND	U	g	3.0	ND	U	g
Styrene	0.22		0.50	ND	U	g	0.50	ND	U	g	0.50	ND	U	g
Toluene	0.22		0.50	ND	U	g	0.50	ND	U	g	0.50	ND	U	g
1,1,1-Trichloroethane	0.12		0.50	ND	U	g	0.50	ND	U	g	0.50	ND	U	g
1,1,2-Trichloroethane	0.31		0.50	ND	U	g	0.50	ND	U	g	0.50	ND	U	g
Trichloroethene	0.17		0.50	ND	U	g	0.50	0.57		g	0.50	ND	U	g
1,2,3-Trichloropropane	0.29		0.50	ND	U	g	0.50	ND	U	g	0.50	ND	U	g
Trichlorofluoromethane	0.16		5.0	ND	U	g	5.0	ND	U	g	5.0	ND	U	g
1,1,2,2-Tetrachloroethane	0.29		0.50	ND	U	g	0.50	ND	U	g	0.50	ND	U	g
Tetrachloroethene	0.17		0.50	ND	U	g	0.50	ND	U	g	0.50	ND	U	g
Vinyl Acetate	0.48		10	ND	U	g	10	ND	U	g	10	ND	U	g
Vinyl Chloride	0.13		0.50	ND	U	g	0.50	ND	U	g	0.50	ND	U	g
m,p-Xylenes	0.36		0.50	ND	U	g	0.50	ND	U	g	0.50	ND	U	g
o-Xylene	0.41		0.50	ND	U	g	0.50	ND	U	g	0.50	ND	U	g

Project: Beaumont						**Table G-9**								
Site: 1						**Analytical Data Summary**								
Extraction Method: SW5030B						**EPA Method SW8260B**								
Analytical Method: SW8260B														
Matrix: Water			Environmental Samples											
Units: ug/L														
		Field ID:		F33-TW7										
		SDG:		A0I1525										
		Batch ID:		0I22002										
		Date:		14-Sep-10										
Parameters	MDL		PQL	Result	Validity	Comments								
Acetone	5.0		10	ND	U	g								
Bromodichloromethane	0.11		0.50	ND	U	g								
2-Butanone	1.2		3.0	ND	U	g								
Bromomethane	0.48		0.50	ND	U	g								
Bromoform	0.13		0.50	ND	U	g								
Benzene	0.14		0.50	ND	U	g								
Carbon Disulfide	0.36		0.50	ND	U	g								
Chlorobenzene	0.23		0.50	ND	U	g								
Chloroethane	0.35		0.50	ND	U	g								
Chloromethane	0.36		0.50	ND	U	g								
Carbon Tetrachloride	0.15		0.50	ND	U	g								
Chloroform	0.17		0.50	ND	U	g								
Dibromochloromethane	0.37		0.50	ND	U	g								
1,1-Dichloroethane	0.098		0.50	ND	U	g								
1,2-Dichloroethane	0.21		0.50	ND	U	g								
1,2-Dichlorobenzene	0.20		0.50	ND	U	g								
1,3-Dichlorobenzene	0.15		0.50	ND	U	g								
1,4-Dichlorobenzene	0.072		0.50	ND	U	g								
1,1-Dichloroethene	0.12		0.50	0.19	J	q								
c-1,2-Dichloroethene	0.18		0.50	0.18	J	q								
t-1,2-Dichloroethene	0.10		0.50	ND	U	g								
c-1,3-Dichloropropene	0.30		0.50	ND	U	g								
t-1,3-Dichloropropene	0.24		0.50	ND	U	g								
1,2-Dichloropropane	0.19		0.50	ND	U	g								
1,4-Dioxane	31		35	ND	U	g								
Ethylbenzene	0.26		0.50	ND	U	g								
2-Hexanone	1.2		5.0	ND	U	g								
4-Methyl-2-Pentanone	0.95		5.0	ND	U	g								
Methyl tert-butyl ether (MTBE)	0.29		5.0	ND	U	g								
Methylene Chloride	0.15		3.0	ND	U	g								
Styrene	0.22		0.50	ND	U	g								
Toluene	0.22		0.50	ND	U	g								
1,1,1-Trichloroethane	0.12		0.50	ND	U	g								
1,1,2-Trichloroethane	0.31		0.50	ND	U	g								
Trichloroethene	0.17		0.50	ND	U	g								
1,2,3-Trichloropropane	0.29		0.50	ND	U	g								
Trichlorofluoromethane	0.16		5.0	ND	U	g								
1,1,2,2-Tetrachloroethane	0.29		0.50	ND	U	g								
Tetrachloroethene	0.17		0.50	ND	U	g								
Vinyl Acetate	0.48		10	ND	U	g								
Vinyl Chloride	0.13		0.50	ND	U	g								
m,p-Xylenes	0.36		0.50	ND	U	g								
o-Xylene	0.41		0.50	ND	U	g								

Project: Beaumont						**Table G-9**								
Site: 1						**Analytical Data Summary**								
Extraction Method: SW5030B						**EPA Method SW8260B**								
Analytical Method: SW8260B														
Matrix: Water			Environmental Samples											
Units: ug/L														
		Field ID:		EW-15				EW-15-DUP				MW-82		
		SDG:		A0I1671				A0I1671				A0I1671		
		Batch ID:		0I22002				0I22002				0I22002		
		Date:		15-Sep-10				15-Sep-10				15-Sep-10		
Parameters	MDL		PQL	Result	Validity	Comments	PQL	Result	Validity	Comments	PQL	Result	Validity	Comments
Acetone	5.0		10	ND	U	g	10	ND	U	g	10	ND	U	g
Bromodichloromethane	0.11		0.50	ND	U	g	0.50	ND	U	g	0.50	ND	U	g
2-Butanone	1.2		3.0	ND	U	g	3.0	ND	U	g	3.0	ND	U	g
Bromomethane	0.48		0.50	ND	U	g	0.50	ND	U	g	0.50	ND	U	g
Bromoform	0.13		0.50	ND	U	g	0.50	ND	U	g	0.50	ND	U	g
Benzene	0.14		0.50	2.4		g	0.50	2.4		g	0.50	ND	U	g
Carbon Disulfide	0.36		0.50	ND	U	g	0.50	ND	U	g	0.50	ND	U	g
Chlorobenzene	0.23		0.50	0.34	J	q	0.50	0.31	J	q	0.50	ND	U	g
Chloroethane	0.35		0.50	1.4		g	0.50	1.5		g	0.50	ND	U	g
Chloromethane	0.36		0.50	ND	U	g	0.50	ND	U	g	0.50	ND	U	g
Carbon Tetrachloride	0.15		0.50	ND	U	g	0.50	ND	U	g	0.50	ND	U	g
Chloroform	0.17		0.50	6.2		g	0.50	6.0		g	0.50	ND	U	g
Dibromochloromethane	0.37		0.50	ND	U	g	0.50	ND	U	g	0.50	ND	U	g
1,1-Dichloroethane	0.098		50	190 *		g	50	190 *		g	0.50	ND	U	g
1,2-Dichloroethane	0.21		50	220 *		g	50	220 *		g	0.50	ND	U	g
1,2-Dichlorobenzene	0.20		0.50	ND	U	g	0.50	ND	U	g	0.50	ND	U	g
1,3-Dichlorobenzene	0.15		0.50	ND	U	g	0.50	ND	U	g	0.50	ND	U	g
1,4-Dichlorobenzene	0.072		0.50	ND	U	g	0.50	ND	U	g	0.50	ND	U	g
1,1-Dichloroethene	0.12		50	7200 *		g	50	7000 *		g	0.50	ND	U	g
c-1,2-Dichloroethene	0.18		0.50	96		g	0.50	96		g	0.50	ND	U	g
t-1,2-Dichloroethene	0.10		0.50	3.3		g	0.50	3.4		g	0.50	ND	U	g
c-1,3-Dichloropropene	0.30		0.50	ND	U	g	0.50	ND	U	g	0.50	ND	U	g
t-1,3-Dichloropropene	0.24		0.50	ND	U	g	0.50	ND	U	g	0.50	ND	U	g
1,2-Dichloropropane	0.19		0.50	ND	U	g	0.50	ND	U	g	0.50	ND	U	g
1,4-Dioxane	31		3500	ND *	U	g	3500	ND *	U	g	35	ND	U	g
Ethylbenzene	0.26		0.50	ND	U	g	0.50	ND	U	g	0.50	ND	U	g
2-Hexanone	1.2		5.0	ND	U	g	5.0	ND	U	g	5.0	ND	U	g
4-Methyl-2-Pentanone	0.95		5.0	ND	U	g	5.0	ND	U	g	5.0	ND	U	g
Methyl tert-butyl ether (MTBE)	0.29		5.0	ND	U	g	5.0	ND	U	g	5.0	ND	U	g
Methylene Chloride	0.15		3.0	2.2	J	q	3.0	2.4	J	q	3.0	ND	U	g
Styrene	0.22		0.50	ND	U	g	0.50	ND	U	g	0.50	ND	U	g
Toluene	0.22		0.50	ND	U	g	0.50	ND	U	g	0.50	ND	U	g
1,1,1-Trichloroethane	0.12		0.50	0.52		g	0.50	0.47	J	q	0.50	ND	U	g
1,1,2-Trichloroethane	0.31		0.50	8.5		g	0.50	8.5		g	0.50	ND	U	g
Trichloroethene	0.17		50	1300 *		g	50	1300 *		g	0.50	ND	U	g
1,2,3-Trichloropropane	0.29		0.50	ND	U	g	0.50	ND	U	g	0.50	ND	U	g
Trichlorofluoromethane	0.16		5.0	ND	U	g	5.0	ND	U	g	5.0	ND	U	g
1,1,2,2-Tetrachloroethane	0.29		0.50	ND	U	g	0.50	ND	U	g	0.50	ND	U	g
Tetrachloroethene	0.17		0.50	2.1		g	0.50	1.9		g	0.50	ND	U	g
Vinyl Acetate	0.48		10	ND	U	g	10	ND	U	g	10	ND	U	g
Vinyl Chloride	0.13		0.50	4.8		g	0.50	4.7		g	0.50	ND	U	g
m,p-Xylenes	0.36		0.50	ND	U	g	0.50	ND	U	g	0.50	ND	U	g
o-Xylene	0.41		0.50	ND	U	g	0.50	ND	U	g	0.50	ND	U	g
* Sample diluted at a factor of 100														

Project: Beaumont						**Table G-9**								
Site: 1						**Analytical Data Summary**								
Extraction Method: SW5030B						**EPA Method SW8260B**								
Analytical Method: SW8260B														
Matrix: Water			Environmental Samples											
Units: ug/L														
		Field ID:		MW-83										
		SDG:		A0I1671										
		Batch ID:		0I22002										
		Date:		15-Sep-10										
Parameters	MDL		PQL	Result	Validity	Comments								
Acetone	5.0		10	ND	U	g								
Bromodichloromethane	0.11		0.50	ND	U	g								
2-Butanone	1.2		3.0	ND	U	g								
Bromomethane	0.48		0.50	ND	U	g								
Bromoform	0.13		0.50	ND	U	g								
Benzene	0.14		0.50	ND	U	g								
Carbon Disulfide	0.36		0.50	ND	U	g								
Chlorobenzene	0.23		0.50	ND	U	g								
Chloroethane	0.35		0.50	ND	U	g								
Chloromethane	0.36		0.50	ND	U	g								
Carbon Tetrachloride	0.15		0.50	ND	U	g								
Chloroform	0.17		0.50	ND	U	g								
Dibromochloromethane	0.37		0.50	ND	U	g								
1,1-Dichloroethane	0.098		0.50	ND	U	g								
1,2-Dichloroethane	0.21		0.50	ND	U	g								
1,2-Dichlorobenzene	0.20		0.50	ND	U	g								
1,3-Dichlorobenzene	0.15		0.50	ND	U	g								
1,4-Dichlorobenzene	0.072		0.50	ND	U	g								
1,1-Dichloroethene	0.12		0.50	ND	U	g								
c-1,2-Dichloroethene	0.18		0.50	ND	U	g								
t-1,2-Dichloroethene	0.10		0.50	ND	U	g								
c-1,3-Dichloropropene	0.30		0.50	ND	U	g								
t-1,3-Dichloropropene	0.24		0.50	ND	U	g								
1,2-Dichloropropane	0.19		0.50	ND	U	g								
1,4-Dioxane	31		35	ND	U	g								
Ethylbenzene	0.26		0.50	ND	U	g								
2-Hexanone	1.2		5.0	ND	U	g								
4-Methyl-2-Pentanone	0.95		5.0	ND	U	g								
Methyl tert-butyl ether (MTBE)	0.29		5.0	ND	U	g								
Methylene Chloride	0.15		3.0	ND	U	g								
Styrene	0.22		0.50	ND	U	g								
Toluene	0.22		0.50	ND	U	g								
1,1,1-Trichloroethane	0.12		0.50	ND	U	g								
1,1,2-Trichloroethane	0.31		0.50	ND	U	g								
Trichloroethene	0.17		0.50	ND	U	g								
1,2,3-Trichloropropane	0.29		0.50	ND	U	g								
Trichlorofluoromethane	0.16		5.0	ND	U	g								
1,1,2,2-Tetrachloroethane	0.29		0.50	ND	U	g								
Tetrachloroethene	0.17		0.50	ND	U	g								
Vinyl Acetate	0.48		10	ND	U	g								
Vinyl Chloride	0.13		0.50	ND	U	g								
m,p-Xylenes	0.36		0.50	ND	U	g								
o-Xylene	0.41		0.50	ND	U	g								

Project: Beaumont						**Table G-9**							
Site: 1						**Analytical Data Summary**							
Extraction Method: SW5030B						**EPA Method SW8260B**							
Analytical Method: SW8260B													
Matrix: Water			Environmental Samples										
Units: ug/L													
		Field ID:		MW-105				MW-106					
		SDG:		A0L1368				A0L1368					
		Batch ID:		0L15070				0L15070					
		Date:		13-Dec-10				13-Dec-10					
Parameters	MDL		PQL	Result	Validity	Comments	PQL	Result	Validity	Comments			
Acetone	5.0		10	5.9	B J	k, q	10	5.0	B J	k, q			
Bromodichloromethane	0.11		0.50	ND	U	g	0.50	ND	U	g			
2-Butanone	1.2		3.0	ND	U	g	3.0	ND	U	g			
Bromomethane	0.48		0.50	ND	U	g	0.50	ND	U	g			
Bromoform	0.50		1.0	ND	U	g	1.0	ND	U	g			
Benzene	0.14		0.50	ND	U	g	0.50	ND	U	g			
Carbon Disulfide	0.36		0.50	ND	U	g	0.50	ND	U	g			
Chlorobenzene	0.23		0.50	ND	U	g	0.50	ND	U	g			
Chloroethane	0.35		0.50	ND	U	g	0.50	ND	U	g			
Chloromethane	0.36		0.50	ND	U	g	0.50	ND	U	g			
Carbon Tetrachloride	0.15		0.50	ND	U	g	0.50	ND	U	g			
Chloroform	0.46		0.50	ND	U	g	0.50	ND	U	g			
Dibromochloromethane	0.37		0.50	ND	U	g	0.50	ND	U	g			
1,1-Dichloroethane	0.098		0.50	5.9		g	0.50	2.7		g			
1,2-Dichloroethane	0.21		0.50	0.76		g	0.50	0.30	J	q			
1,2-Dichlorobenzene	0.20		0.50	ND	U	g	0.50	ND	U	g			
1,3-Dichlorobenzene	0.15		0.50	ND	U	g	0.50	ND	U	g			
1,4-Dichlorobenzene	0.072		0.50	ND	U	g	0.50	ND	U	g			
1,1-Dichloroethene	0.12		5.0	130 *		g	0.50	24		g			
c-1,2-Dichloroethene	0.18		0.50	4.1		g	0.50	10		g			
t-1,2-Dichloroethene	0.10		0.50	0.33	J	q	0.50	5.5		g			
c-1,3-Dichloropropene	0.30		0.50	ND	U	g	0.50	ND	U	g			
t-1,3-Dichloropropene	0.24		0.50	ND	U	g	0.50	ND	U	g			
1,2-Dichloropropane	0.19		0.50	ND	U	g	0.50	ND	U	g			
1,4-Dioxane	9.3		35	26	J	q	35	25	J	q			
Ethylbenzene	0.26		0.50	ND	U	g	0.50	ND	U	g			
2-Hexanone	1.2		5.0	ND	U	g	5.0	ND	U	g			
4-Methyl-2-Pentanone	0.95		5.0	ND	U	g	5.0	ND	U	g			
Methyl tert-butyl ether (MTBE)	0.43		5.0	ND	U	g	5.0	ND	U	g			
Methylene Chloride	0.15		3.0	ND	U	g	3.0	ND	U	g			
Styrene	0.22		0.50	ND	U	g	0.50	ND	U	g			
Toluene	0.22		0.50	ND	U	g	0.50	ND	U	g			
1,1,1-Trichloroethane	0.12		0.50	ND	U	g	0.50	ND	U	g			
1,1,2-Trichloroethane	0.31		0.50	ND	U	g	0.50	ND	U	g			
Trichloroethene	0.26		0.50	81		g	0.50	2.0		g			
1,2,3-Trichloropropane	0.29		0.50	ND	U	g	0.50	ND	U	g			
Trichlorofluoromethane	0.16		5.0	ND	U	g	5.0	ND	U	g			
1,1,2,2-Tetrachloroethane	0.29		0.50	ND	U	g	0.50	ND	U	g			
Tetrachloroethene	0.23		0.50	ND	U	g	0.50	ND	U	g			
Vinyl Acetate	0.48		10	ND	U	g	10	ND	U	g			
Vinyl Chloride	0.13		0.50	2.4		g	0.50	0.22	J	q			
m,p-Xylenes	0.36		0.50	ND	U	g	0.50	ND	U	g			
o-Xylene	0.41		0.50	ND	U	g	0.50	ND	U	g			
* Sample diluted at a factor of 10													

Project: Beaumont						**Table G-9**								
Site: 1						**Analytical Data Summary**								
Extraction Method: SW5030B						**EPA Method SW8260B**								
Analytical Method: SW8260B														
Matrix: Water			Environmental Samples											
Units: ug/L														
		Field ID:		MW-106-DUP				MW-108				MW-109		
		SDG:		A0L1368				A0L1368				A0L1368		
		Batch ID:		0L15070				0L15070				0L15070		
		Date:		13-Dec-10				13-Dec-10				13-Dec-10		
Parameters	MDL		PQL	Result	Validity	Comments	PQL	Result	Validity	Comments	PQL	Result	Validity	Comments
Acetone	5.0		10	ND	U	g	10	ND	U	g	10	ND	U	g
Bromodichloromethane	0.11		0.50	ND	U	g	0.50	ND	U	g	0.50	ND	U	g
2-Butanone	1.2		3.0	ND	U	g	3.0	ND	U	g	3.0	ND	U	g
Bromomethane	0.48		0.50	ND	U	g	0.50	ND	U	g	0.50	ND	U	g
Bromoform	0.50		1.0	ND	U	g	1.0	ND	U	g	1.0	ND	U	g
Benzene	0.14		0.50	ND	U	g	0.50	ND	U	g	0.50	ND	U	g
Carbon Disulfide	0.36		0.50	ND	U	g	0.50	ND	U	g	0.50	ND	U	g
Chlorobenzene	0.23		0.50	ND	U	g	0.50	ND	U	g	0.50	ND	U	g
Chloroethane	0.35		0.50	ND	U	g	0.50	ND	U	g	0.50	ND	U	g
Chloromethane	0.36		0.50	ND	U	g	0.50	ND	U	g	0.50	ND	U	g
Carbon Tetrachloride	0.15		0.50	ND	U	g	0.50	ND	U	g	0.50	ND	U	g
Chloroform	0.46		0.50	ND	U	g	0.50	0.48	J	q	0.50	0.52		g
Dibromochloromethane	0.37		0.50	ND	U	g	0.50	ND	U	g	0.50	ND	U	g
1,1-Dichloroethane	0.098		0.50	2.8		g	0.50	4.7		g	0.50	2.7		g
1,2-Dichloroethane	0.21		0.50	0.27	J	q	0.50	0.83		g	0.50	0.58		g
1,2-Dichlorobenzene	0.20		0.50	ND	U	g	0.50	ND	U	g	0.50	ND	U	g
1,3-Dichlorobenzene	0.15		0.50	ND	U	g	0.50	ND	U	g	0.50	ND	U	g
1,4-Dichlorobenzene	0.072		0.50	ND	U	g	0.50	ND	U	g	0.50	ND	U	g
1,1-Dichloroethene	0.12		0.50	24		g	0.50	100		g	0.50	66		g
c-1,2-Dichloroethene	0.18		0.50	10		g	0.50	0.68		g	0.50	2.8		g
t-1,2-Dichloroethene	0.10		0.50	5.5		g	0.50	ND	U	g	0.50	0.21	J	q
c-1,3-Dichloropropene	0.30		0.50	ND	U	g	0.50	ND	U	g	0.50	ND	U	g
t-1,3-Dichloropropene	0.24		0.50	ND	U	g	0.50	ND	U	g	0.50	ND	U	g
1,2-Dichloropropane	0.19		0.50	ND	U	g	0.50	ND	U	g	0.50	ND	U	g
1,4-Dioxane	9.3		35	25	J	q	35	33	J	q	35	23	J	q
Ethylbenzene	0.26		0.50	ND	U	g	0.50	ND	U	g	0.50	ND	U	g
2-Hexanone	1.2		5.0	ND	U	g	5.0	ND	U	g	5.0	ND	U	g
4-Methyl-2-Pentanone	0.95		5.0	ND	U	g	5.0	ND	U	g	5.0	ND	U	g
Methyl tert-butyl ether (MTBE)	0.43		5.0	ND	U	g	5.0	ND	U	g	5.0	ND	U	g
Methylene Chloride	0.15		3.0	ND	U	g	3.0	ND	U	g	3.0	ND	U	g
Styrene	0.22		0.50	ND	U	g	0.50	ND	U	g	0.50	ND	U	g
Toluene	0.22		0.50	ND	U	g	0.50	ND	U	g	0.50	ND	U	g
1,1,1-Trichloroethane	0.12		0.50	ND	U	g	0.50	ND	U	g	0.50	ND	U	g
1,1,2-Trichloroethane	0.31		0.50	ND	U	g	0.50	ND	U	g	0.50	ND	U	g
Trichloroethene	0.26		0.50	2.0		g	0.50	64		g	0.50	64		g
1,2,3-Trichloropropane	0.29		0.50	ND	U	g	0.50	ND	U	g	0.50	ND	U	g
Trichlorofluoromethane	0.16		5.0	ND	U	g	5.0	ND	U	g	5.0	ND	U	g
1,1,2,2-Tetrachloroethane	0.29		0.50	ND	U	g	0.50	ND	U	g	0.50	ND	U	g
Tetrachloroethene	0.23		0.50	ND	U	g	0.50	ND	U	g	0.50	ND	U	g
Vinyl Acetate	0.48		10	ND	U	g	10	ND	U	g	10	ND	U	g
Vinyl Chloride	0.13		0.50	0.19	J	q	0.50	0.65		g	0.50	0.34	J	q
m,p-Xylenes	0.36		0.50	ND	U	g	0.50	ND	U	g	0.50	ND	U	g
o-Xylene	0.41		0.50	ND	U	g	0.50	ND	U	g	0.50	ND	U	g

Project: Beaumont						**Table G-9**							
Site: 1						**Analytical Data Summary**							
Extraction Method: SW5030B						**EPA Method SW8260B**							
Analytical Method: SW8260B													
Matrix: Water			Environmental Samples										
Units: ug/L													
		Field ID:		MW-103				MW-104					
		SDG:		A0L1475				A0L1475					
		Batch ID:		0L15070				0L15070					
		Date:		14-Dec-10				14-Dec-10					
Parameters	MDL		PQL	Result	Validity	Comments	PQL	Result	Validity	Comments			
Acetone	5.0		10	14		g	10	6.6	J	q			
Bromodichloromethane	0.11		0.50	ND	U	g	0.50	ND	U	g			
2-Butanone	1.2		3.0	ND	U	g	3.0	ND	U	g			
Bromomethane	0.48		0.50	ND	U	g	0.50	ND	U	g			
Bromoform	0.50		1.0	ND	U	g	1.0	ND	U	g			
Benzene	0.14		0.50	ND	U	g	0.50	ND	U	g			
Carbon Disulfide	0.36		0.50	ND	U	g	0.50	ND	U	g			
Chlorobenzene	0.23		0.50	ND	U	g	0.50	ND	U	g			
Chloroethane	0.35		0.50	ND	U	g	0.50	ND	U	g			
Chloromethane	0.36		0.50	ND	U	g	0.50	ND	U	g			
Carbon Tetrachloride	0.15		0.50	ND	U	g	0.50	ND	U	g			
Chloroform	0.46		0.50	ND	U	g	0.50	ND	U	g			
Dibromochloromethane	0.37		0.50	ND	U	g	0.50	ND	U	g			
1,1-Dichloroethane	0.098		0.50	0.69		g	0.50	5.2		g			
1,2-Dichloroethane	0.21		0.50	ND	U	g	0.50	ND	U	g			
1,2-Dichlorobenzene	0.20		0.50	ND	U	g	0.50	ND	U	g			
1,3-Dichlorobenzene	0.15		0.50	ND	U	g	0.50	ND	U	g			
1,4-Dichlorobenzene	0.072		0.50	ND	U	g	0.50	ND	U	g			
1,1-Dichloroethene	0.12		0.50	2.8		g	0.50	60		g			
c-1,2-Dichloroethene	0.18		0.50	2.7		g	0.50	4.3		g			
t-1,2-Dichloroethene	0.10		0.50	ND	U	g	0.50	0.21	J	q			
c-1,3-Dichloropropene	0.30		0.50	ND	U	g	0.50	ND	U	g			
t-1,3-Dichloropropene	0.24		0.50	ND	U	g	0.50	ND	U	g			
1,2-Dichloropropane	0.19		0.50	ND	U	g	0.50	ND	U	g			
1,4-Dioxane	9.3		35	14	J	q	35	28	J	q			
Ethylbenzene	0.26		0.50	ND	U	g	0.50	ND	U	g			
2-Hexanone	1.2		5.0	ND	U	g	5.0	ND	U	g			
4-Methyl-2-Pentanone	0.95		5.0	ND	U	g	5.0	ND	U	g			
Methyl tert-butyl ether (MTBE)	0.43		5.0	ND	U	g	5.0	ND	U	g			
Methylene Chloride	0.15		3.0	ND	U	g	3.0	ND	U	g			
Styrene	0.22		0.50	ND	U	g	0.50	ND	U	g			
Toluene	0.22		0.50	ND	U	g	0.50	ND	U	g			
1,1,1-Trichloroethane	0.12		0.50	ND	U	g	0.50	ND	U	g			
1,1,2-Trichloroethane	0.31		0.50	ND	U	g	0.50	ND	U	g			
Trichloroethene	0.26		0.50	7.5		g	0.50	1.9		g			
1,2,3-Trichloropropane	0.29		0.50	ND	U	g	0.50	ND	U	g			
Trichlorofluoromethane	0.16		5.0	ND	U	g	5.0	ND	U	g			
1,1,2,2-Tetrachloroethane	0.29		0.50	ND	U	g	0.50	ND	U	g			
Tetrachloroethene	0.23		0.50	ND	U	g	0.50	ND	U	g			
Vinyl Acetate	0.48		10	ND	U	g	10	ND	U	g			
Vinyl Chloride	0.13		0.50	ND	U	g	0.50	15		g			
m,p-Xylenes	0.36		0.50	ND	U	g	0.50	ND	U	g			
o-Xylene	0.41		0.50	ND	U	g	0.50	ND	U	g			

Project: Beaumont						**Table G-9**								
Site: 1						**Analytical Data Summary**								
Extraction Method: SW5030B						**EPA Method SW8260B**								
Analytical Method: SW8260B														
Matrix: Water			Environmental Samples											
Units: ug/L														
		Field ID:		MW-107										
		SDG:		A0L1475										
		Batch ID:		0L15070										
		Date:		14-Dec-10										
Parameters	MDL		PQL	Result	Validity	Comments								
Acetone	5.0		10	6.2	J	q								
Bromodichloromethane	0.11		0.50	ND	U	g								
2-Butanone	1.2		3.0	ND	U	g								
Bromomethane	0.48		0.50	ND	U	g								
Bromoform	0.50		1.0	ND	U	g								
Benzene	0.14		0.50	ND	U	g								
Carbon Disulfide	0.36		0.50	ND	U	g								
Chlorobenzene	0.23		0.50	ND	U	g								
Chloroethane	0.35		0.50	ND	U	g								
Chloromethane	0.36		0.50	ND	U	g								
Carbon Tetrachloride	0.15		0.50	ND	U	g								
Chloroform	0.46		0.50	ND	U	g								
Dibromochloromethane	0.37		0.50	ND	U	g								
1,1-Dichloroethane	0.098		0.50	0.90		g								
1,2-Dichloroethane	0.21		0.50	ND	U	g								
1,2-Dichlorobenzene	0.20		0.50	ND	U	g								
1,3-Dichlorobenzene	0.15		0.50	ND	U	g								
1,4-Dichlorobenzene	0.072		0.50	ND	U	g								
1,1-Dichloroethene	0.12		0.50	11		g								
c-1,2-Dichloroethene	0.18		0.50	2.8		g								
t-1,2-Dichloroethene	0.10		0.50	1.2		g								
c-1,3-Dichloropropene	0.30		0.50	ND	U	g								
t-1,3-Dichloropropene	0.24		0.50	ND	U	g								
1,2-Dichloropropane	0.19		0.50	ND	U	g								
1,4-Dioxane	9.3		35	ND	U	g								
Ethylbenzene	0.26		0.50	ND	U	g								
2-Hexanone	1.2		5.0	ND	U	g								
4-Methyl-2-Pentanone	0.95		5.0	ND	U	g								
Methyl tert-butyl ether (MTBE)	0.43		5.0	ND	U	g								
Methylene Chloride	0.15		3.0	ND	U	g								
Styrene	0.22		0.50	ND	U	g								
Toluene	0.22		0.50	ND	U	g								
1,1,1-Trichloroethane	0.12		0.50	ND	U	g								
1,1,2-Trichloroethane	0.31		0.50	ND	U	g								
Trichloroethene	0.26		0.50	9.6		g								
1,2,3-Trichloropropane	0.29		0.50	ND	U	g								
Trichlorofluoromethane	0.16		5.0	ND	U	g								
1,1,2,2-Tetrachloroethane	0.29		0.50	ND	U	g								
Tetrachloroethene	0.23		0.50	ND	U	g								
Vinyl Acetate	0.48		10	ND	U	g								
Vinyl Chloride	0.13		0.50	ND	U	g								
m,p-Xylenes	0.36		0.50	ND	U	g								
o-Xylene	0.41		0.50	ND	U	g								

Project: Beaumont						**Table G-9**								
Site: 1						**Analytical Data Summary**								
Extraction Method: SW5030B						**EPA Method SW8260B**								
Analytical Method: SW8260B														
Matrix: Water			Environmental Samples											
Units: ug/L														
		Field ID:		SW-01				SW-02				SW-03		
		SDG:		A1A0159				A1A0159				A1A0159		
		Batch ID:		1A10030				1A10030				1A10030		
		Date:		3-Jan-11				3-Jan-11				3-Jan-11		
Parameters	MDL		PQL	Result	Validity	Comments	PQL	Result	Validity	Comments	PQL	Result	Validity	Comments
Acetone	5.0		10	5.9	J	q	10	5.5	J	q	10	9.0	J	q
Bromodichloromethane	0.11		0.50	ND	U	g	0.50	ND	U	g	0.50	ND	U	g
2-Butanone	1.2		3.0	ND	U	g	3.0	ND	U	g	3.0	1.2	J	q
Bromomethane	0.48		0.50	ND	U	g	0.50	ND	U	g	0.50	ND	U	g
Bromoform	0.50		1.0	ND	U	g	1.0	ND	U	g	1.0	ND	U	g
Benzene	0.14		0.50	ND	U	g	0.50	ND	U	g	0.50	ND	U	g
Carbon Disulfide	0.36		0.50	ND	U	g	0.50	ND	U	g	0.50	ND	U	g
Chlorobenzene	0.23		0.50	ND	U	g	0.50	ND	U	g	0.50	ND	U	g
Chloroethane	0.35		0.50	ND	U	g	0.50	ND	U	g	0.50	ND	U	g
Chloromethane	0.36		0.50	ND	U	g	0.50	ND	U	g	0.50	ND	U	g
Carbon Tetrachloride	0.15		0.50	ND	U	g	0.50	ND	U	g	0.50	ND	U	g
Chloroform	0.46		0.50	ND	U	g	0.50	ND	U	g	0.50	ND	U	g
Dibromochloromethane	0.37		0.50	ND	U	g	0.50	ND	U	g	0.50	ND	U	g
1,1-Dichloroethane	0.098		0.50	ND	U	g	0.50	ND	U	g	0.50	ND	U	g
1,2-Dichloroethane	0.21		0.50	ND	U	g	0.50	ND	U	g	0.50	ND	U	g
1,2-Dichlorobenzene	0.20		0.50	ND	U	g	0.50	ND	U	g	0.50	ND	U	g
1,3-Dichlorobenzene	0.15		0.50	ND	U	g	0.50	ND	U	g	0.50	ND	U	g
1,4-Dichlorobenzene	0.072		0.50	ND	U	g	0.50	ND	U	g	0.50	ND	U	g
1,1-Dichloroethene	0.12		0.50	ND	U	g	0.50	2.7		g	0.50	ND	U	g
c-1,2-Dichloroethene	0.18		0.50	ND	U	g	0.50	ND	U	g	0.50	ND	U	g
t-1,2-Dichloroethene	0.10		0.50	ND	U	g	0.50	ND	U	g	0.50	ND	U	g
c-1,3-Dichloropropene	0.30		0.50	ND	U	g	0.50	ND	U	g	0.50	ND	U	g
t-1,3-Dichloropropene	0.24		0.50	ND	U	g	0.50	ND	U	g	0.50	ND	U	g
1,2-Dichloropropane	0.19		0.50	ND	U	g	0.50	ND	U	g	0.50	ND	U	g
1,4-Dioxane	9.3		35	ND	U	g	35	21	J	q	35	22	J	q
Ethylbenzene	0.26		0.50	ND	U	g	0.50	ND	U	g	0.50	0.90		g
2-Hexanone	1.2		5.0	ND	U	g	5.0	ND	U	g	5.0	ND	U	g
4-Methyl-2-Pentanone	0.95		5.0	ND	U	g	5.0	ND	U	g	5.0	ND	U	g
Methyl tert-butyl ether (MTBE)	0.43		5.0	ND	U	g	5.0	ND	U	g	5.0	ND	U	g
Methylene Chloride	0.15		3.0	0.19	B J	k, q	3.0	0.17	B J	k, q	3.0	ND	U	g
Styrene	0.22		0.50	ND	U	g	0.50	ND	U	g	0.50	0.52		g
Toluene	0.22		0.50	ND	U	g	0.50	ND	U	g	0.50	0.22	J	q
1,1,1-Trichloroethane	0.12		0.50	ND	U	g	0.50	ND	U	g	0.50	ND	U	g
1,1,2-Trichloroethane	0.31		0.50	ND	U	g	0.50	ND	U	g	0.50	ND	U	g
Trichloroethene	0.26		0.50	ND	U	g	0.50	3.7		g	0.50	ND	U	g
1,2,3-Trichloropropane	0.29		0.50	ND	U	g	0.50	ND	U	g	0.50	ND	U	g
Trichlorofluoromethane	0.16		5.0	ND	U	g	5.0	ND	U	g	5.0	ND	U	g
1,1,2,2-Tetrachloroethane	0.29		0.50	ND	U	g	0.50	ND	U	g	0.50	ND	U	g
Tetrachloroethene	0.23		0.50	ND	U	g	0.50	ND	U	g	0.50	ND	U	g
Vinyl Acetate	0.48		10	ND	U	g	10	ND	U	g	10	ND	U	g
Vinyl Chloride	0.13		0.50	ND	U	g	0.50	ND	U	g	0.50	ND	U	g
m,p-Xylenes	0.36		0.50	ND	U	g	0.50	ND	U	g	0.50	ND	U	g
o-Xylene	0.41		0.50	ND	U	g	0.50	ND	U	g	0.50	ND	U	g

Project: Beaumont						**Table G-9**								
Site: 1						**Analytical Data Summary**								
Extraction Method: SW5030B						**EPA Method SW8260B**								
Analytical Method: SW8260B														
Matrix: Water			Environmental Samples											
Units: ug/L														
		Field ID:		SW-08				SW-10				SW-13		
		SDG:		A1A0159				A1A0159				A1A0159		
		Batch ID:		1A10030				1A10030				1A10030		
		Date:		3-Jan-11				3-Jan-11				3-Jan-11		
Parameters	MDL		PQL	Result	Validity	Comments	PQL	Result	Validity	Comments	PQL	Result	Validity	Comments
Acetone	5.0		10	7.1	J	q	10	6.7	J	q	10	5.7	J	q
Bromodichloromethane	0.11		0.50	ND	U	g	0.50	ND	U	g	0.50	ND	U	g
2-Butanone	1.2		3.0	ND	U	g	3.0	ND	U	g	3.0	ND	U	g
Bromomethane	0.48		0.50	ND	U	g	0.50	ND	U	g	0.50	ND	U	g
Bromoform	0.50		1.0	ND	U	g	1.0	ND	U	g	1.0	ND	U	g
Benzene	0.14		0.50	ND	U	g	0.50	ND	U	g	0.50	ND	U	g
Carbon Disulfide	0.36		0.50	ND	U	g	0.50	ND	U	g	0.50	ND	U	g
Chlorobenzene	0.23		0.50	ND	U	g	0.50	ND	U	g	0.50	ND	U	g
Chloroethane	0.35		0.50	ND	U	g	0.50	ND	U	g	0.50	ND	U	g
Chloromethane	0.36		0.50	ND	U	g	0.50	ND	U	g	0.50	ND	U	g
Carbon Tetrachloride	0.15		0.50	ND	U	g	0.50	ND	U	g	0.50	ND	U	g
Chloroform	0.46		0.50	ND	U	g	0.50	ND	U	g	0.50	ND	U	g
Dibromochloromethane	0.37		0.50	ND	U	g	0.50	ND	U	g	0.50	ND	U	g
1,1-Dichloroethane	0.098		0.50	ND	U	g	0.50	ND	U	g	0.50	ND	U	g
1,2-Dichloroethane	0.21		0.50	ND	U	g	0.50	ND	U	g	0.50	ND	U	g
1,2-Dichlorobenzene	0.20		0.50	ND	U	g	0.50	ND	U	g	0.50	ND	U	g
1,3-Dichlorobenzene	0.15		0.50	ND	U	g	0.50	ND	U	g	0.50	ND	U	g
1,4-Dichlorobenzene	0.072		0.50	ND	U	g	0.50	ND	U	g	0.50	ND	U	g
1,1-Dichloroethene	0.12		0.50	ND	U	g	0.50	ND	U	g	0.50	ND	U	g
c-1,2-Dichloroethene	0.18		0.50	ND	U	g	0.50	ND	U	g	0.50	ND	U	g
t-1,2-Dichloroethene	0.10		0.50	ND	U	g	0.50	ND	U	g	0.50	ND	U	g
c-1,3-Dichloropropene	0.30		0.50	ND	U	g	0.50	ND	U	g	0.50	ND	U	g
t-1,3-Dichloropropene	0.24		0.50	ND	U	g	0.50	ND	U	g	0.50	ND	U	g
1,2-Dichloropropane	0.19		0.50	ND	U	g	0.50	ND	U	g	0.50	ND	U	g
1,4-Dioxane	9.3		35	ND	U	g	35	ND	U	g	35	ND	U	g
Ethylbenzene	0.26		0.50	ND	U	g	0.50	ND	U	g	0.50	ND	U	g
2-Hexanone	1.2		5.0	ND	U	g	5.0	ND	U	g	5.0	ND	U	g
4-Methyl-2-Pentanone	0.95		5.0	ND	U	g	5.0	ND	U	g	5.0	ND	U	g
Methyl tert-butyl ether (MTBE)	0.43		5.0	ND	U	g	5.0	ND	U	g	5.0	ND	U	g
Methylene Chloride	0.15		3.0	ND	U	g	3.0	ND	U	g	3.0	0.16	B J	k, q
Styrene	0.22		0.50	ND	U	g	0.50	ND	U	g	0.50	ND	U	g
Toluene	0.22		0.50	ND	U	g	0.50	ND	U	g	0.50	ND	U	g
1,1,1-Trichloroethane	0.12		0.50	ND	U	g	0.50	ND	U	g	0.50	ND	U	g
1,1,2-Trichloroethane	0.31		0.50	ND	U	g	0.50	ND	U	g	0.50	ND	U	g
Trichloroethene	0.26		0.50	ND	U	g	0.50	ND	U	g	0.50	ND	U	g
1,2,3-Trichloropropane	0.29		0.50	ND	U	g	0.50	ND	U	g	0.50	ND	U	g
Trichlorofluoromethane	0.16		5.0	ND	U	g	5.0	ND	U	g	5.0	ND	U	g
1,1,2,2-Tetrachloroethane	0.29		0.50	ND	U	g	0.50	ND	U	g	0.50	ND	U	g
Tetrachloroethene	0.23		0.50	ND	U	g	0.50	ND	U	g	0.50	ND	U	g
Vinyl Acetate	0.48		10	ND	U	g	10	ND	U	g	10	ND	U	g
Vinyl Chloride	0.13		0.50	ND	U	g	0.50	ND	U	g	0.50	ND	U	g
m,p-Xylenes	0.36		0.50	ND	U	g	0.50	ND	U	g	0.50	ND	U	g
o-Xylene	0.41		0.50	ND	U	g	0.50	ND	U	g	0.50	ND	U	g

Project: Beaumont						**Table G-9**								
Site: 1						**Analytical Data Summary**								
Extraction Method: SW5030B						**EPA Method SW8260B**								
Analytical Method: SW8260B														
Matrix: Water			Environmental Samples											
Units: ug/L														
		Field ID:		SW-14				SW-15				SW-16		
		SDG:		A1A0159				A1A0159				A1A0159		
		Batch ID:		1A10030				1A10030				1A10030		
		Date:		3-Jan-11				3-Jan-11				3-Jan-11		
Parameters	MDL		PQL	Result	Validity	Comments	PQL	Result	Validity	Comments	PQL	Result	Validity	Comments
Acetone	5.0		10	5.4	J	q	10	6.2	J	q	10	5.5	J	q
Bromodichloromethane	0.11		0.50	ND	U	g	0.50	ND	U	g	0.50	ND	U	g
2-Butanone	1.2		3.0	ND	U	g	3.0	ND	U	g	3.0	ND	U	g
Bromomethane	0.48		0.50	ND	U	g	0.50	ND	U	g	0.50	ND	U	g
Bromoform	0.50		1.0	ND	U	g	1.0	ND	U	g	1.0	ND	U	g
Benzene	0.14		0.50	ND	U	g	0.50	ND	U	g	0.50	ND	U	g
Carbon Disulfide	0.36		0.50	ND	U	g	0.50	ND	U	g	0.50	ND	U	g
Chlorobenzene	0.23		0.50	ND	U	g	0.50	ND	U	g	0.50	ND	U	g
Chloroethane	0.35		0.50	ND	U	g	0.50	ND	U	g	0.50	ND	U	g
Chloromethane	0.36		0.50	ND	U	g	0.50	ND	U	g	0.50	ND	U	g
Carbon Tetrachloride	0.15		0.50	ND	U	g	0.50	ND	U	g	0.50	ND	U	g
Chloroform	0.46		0.50	ND	U	g	0.50	ND	U	g	0.50	ND	U	g
Dibromochloromethane	0.37		0.50	ND	U	g	0.50	ND	U	g	0.50	ND	U	g
1,1-Dichloroethane	0.098		0.50	ND	U	g	0.50	ND	U	g	0.50	ND	U	g
1,2-Dichloroethane	0.21		0.50	ND	U	g	0.50	ND	U	g	0.50	ND	U	g
1,2-Dichlorobenzene	0.20		0.50	ND	U	g	0.50	ND	U	g	0.50	ND	U	g
1,3-Dichlorobenzene	0.15		0.50	ND	U	g	0.50	ND	U	g	0.50	ND	U	g
1,4-Dichlorobenzene	0.072		0.50	ND	U	g	0.50	ND	U	g	0.50	ND	U	g
1,1-Dichloroethene	0.12		0.50	ND	U	g	0.50	ND	U	g	0.50	ND	U	g
c-1,2-Dichloroethene	0.18		0.50	ND	U	g	0.50	ND	U	g	0.50	ND	U	g
t-1,2-Dichloroethene	0.10		0.50	ND	U	g	0.50	ND	U	g	0.50	ND	U	g
c-1,3-Dichloropropene	0.30		0.50	ND	U	g	0.50	ND	U	g	0.50	ND	U	g
t-1,3-Dichloropropene	0.24		0.50	ND	U	g	0.50	ND	U	g	0.50	ND	U	g
1,2-Dichloropropane	0.19		0.50	ND	U	g	0.50	ND	U	g	0.50	ND	U	g
1,4-Dioxane	9.3		35	ND	U	g	35	ND	U	g	35	ND	U	g
Ethylbenzene	0.26		0.50	ND	U	g	0.50	ND	U	g	0.50	ND	U	g
2-Hexanone	1.2		5.0	ND	U	g	5.0	ND	U	g	5.0	ND	U	g
4-Methyl-2-Pentanone	0.95		5.0	ND	U	g	5.0	ND	U	g	5.0	ND	U	g
Methyl tert-butyl ether (MTBE)	0.43		5.0	ND	U	g	5.0	ND	U	g	5.0	ND	U	g
Methylene Chloride	0.15		3.0	ND	U	g	3.0	ND	U	g	3.0	ND	U	g
Styrene	0.22		0.50	ND	U	g	0.50	ND	U	g	0.50	ND	U	g
Toluene	0.22		0.50	ND	U	g	0.50	ND	U	g	0.50	ND	U	g
1,1,1-Trichloroethane	0.12		0.50	ND	U	g	0.50	ND	U	g	0.50	ND	U	g
1,1,2-Trichloroethane	0.31		0.50	ND	U	g	0.50	ND	U	g	0.50	ND	U	g
Trichloroethene	0.26		0.50	ND	U	g	0.50	ND	U	g	0.50	ND	U	g
1,2,3-Trichloropropane	0.29		0.50	ND	U	g	0.50	ND	U	g	0.50	ND	U	g
Trichlorofluoromethane	0.16		5.0	ND	U	g	5.0	ND	U	g	5.0	ND	U	g
1,1,2,2-Tetrachloroethane	0.29		0.50	ND	U	g	0.50	ND	U	g	0.50	ND	U	g
Tetrachloroethene	0.23		0.50	ND	U	g	0.50	ND	U	g	0.50	ND	U	g
Vinyl Acetate	0.48		10	ND	U	g	10	ND	U	g	10	ND	U	g
Vinyl Chloride	0.13		0.50	ND	U	g	0.50	ND	U	g	0.50	ND	U	g
m,p-Xylenes	0.36		0.50	ND	U	g	0.50	ND	U	g	0.50	ND	U	g
o-Xylene	0.41		0.50	ND	U	g	0.50	ND	U	g	0.50	ND	U	g

Project: Beaumont						**Table G-9**								
Site: 1						**Analytical Data Summary**								
Extraction Method: SW5030B						**EPA Method SW8260B**								
Analytical Method: SW8260B														
Matrix: Water			Environmental Samples											
Units: ug/L														
		Field ID:		MW-100										
		SDG:		A1A0301										
		Batch ID:		1A10030										
		Date:		4-Jan-11										
Parameters	MDL		PQL	Result	Validity	Comments								
Acetone	5.0		10	ND	U	g								
Bromodichloromethane	0.11		0.50	ND	U	g								
2-Butanone	1.2		3.0	ND	U	g								
Bromomethane	0.48		0.50	ND	U	g								
Bromoform	0.50		1.0	ND	U	g								
Benzene	0.14		0.50	ND	U	g								
Carbon Disulfide	0.36		0.50	0.43	J	q								
Chlorobenzene	0.23		0.50	ND	U	g								
Chloroethane	0.35		0.50	ND	U	g								
Chloromethane	0.36		0.50	ND	U	g								
Carbon Tetrachloride	0.15		0.50	ND	U	g								
Chloroform	0.46		0.50	ND	U	g								
Dibromochloromethane	0.37		0.50	ND	U	g								
1,1-Dichloroethane	0.098		0.50	ND	U	g								
1,2-Dichloroethane	0.21		0.50	ND	U	g								
1,2-Dichlorobenzene	0.20		0.50	ND	U	g								
1,3-Dichlorobenzene	0.15		0.50	ND	U	g								
1,4-Dichlorobenzene	0.072		0.50	ND	U	g								
1,1-Dichloroethene	0.12		0.50	ND	U	g								
c-1,2-Dichloroethene	0.18		0.50	ND	U	g								
t-1,2-Dichloroethene	0.10		0.50	ND	U	g								
c-1,3-Dichloropropene	0.30		0.50	ND	U	g								
t-1,3-Dichloropropene	0.24		0.50	ND	U	g								
1,2-Dichloropropane	0.19		0.50	ND	U	g								
1,4-Dioxane	9.3		35	ND	U	g								
Ethylbenzene	0.26		0.50	ND	U	g								
2-Hexanone	1.2		5.0	ND	U	g								
4-Methyl-2-Pentanone	0.95		5.0	ND	U	g								
Methyl tert-butyl ether (MTBE)	0.43		5.0	ND	U	g								
Methylene Chloride	0.15		3.0	ND	U	g								
Styrene	0.22		0.50	ND	U	g								
Toluene	0.22		0.50	ND	U	g								
1,1,1-Trichloroethane	0.12		0.50	ND	U	g								
1,1,2-Trichloroethane	0.31		0.50	ND	U	g								
Trichloroethene	0.26		0.50	ND	U	g								
1,2,3-Trichloropropane	0.29		0.50	ND	U	g								
Trichlorofluoromethane	0.16		5.0	ND	U	g								
1,1,2,2-Tetrachloroethane	0.29		0.50	ND	U	g								
Tetrachloroethene	0.23		0.50	ND	U	g								
Vinyl Acetate	0.48		10	ND	U	g								
Vinyl Chloride	0.13		0.50	ND	U	g								
m,p-Xylenes	0.36		0.50	ND	U	g								
o-Xylene	0.41		0.50	ND	U	g								

Project: Beaumont						**Table G-9**								
Site: 1						**Analytical Data Summary**								
Extraction Method: SW5030B						**EPA Method SW8260B**								
Analytical Method: SW8260B														
Matrix: Water			Environmental Samples											
Units: ug/L														
		Field ID:		SW-09										
		SDG:		A1A0306										
		Batch ID:		1A10030										
		Date:		4-Jan-11										
Parameters	MDL		PQL	Result	Validity	Comments								
Acetone	5.0		10	9.7	J	q								
Bromodichloromethane	0.11		0.50	ND	U	g								
2-Butanone	1.2		3.0	2.1	J	q								
Bromomethane	0.48		0.50	ND	U	g								
Bromoform	0.50		1.0	ND	U	g								
Benzene	0.14		0.50	ND	U	g								
Carbon Disulfide	0.36		0.50	ND	U	g								
Chlorobenzene	0.23		0.50	ND	U	g								
Chloroethane	0.35		0.50	ND	U	g								
Chloromethane	0.36		0.50	ND	U	g								
Carbon Tetrachloride	0.15		0.50	ND	U	g								
Chloroform	0.46		0.50	ND	U	g								
Dibromochloromethane	0.37		0.50	ND	U	g								
1,1-Dichloroethane	0.098		0.50	ND	U	g								
1,2-Dichloroethane	0.21		0.50	ND	U	g								
1,2-Dichlorobenzene	0.20		0.50	ND	U	g								
1,3-Dichlorobenzene	0.15		0.50	ND	U	g								
1,4-Dichlorobenzene	0.072		0.50	ND	U	g								
1,1-Dichloroethene	0.12		0.50	ND	U	g								
c-1,2-Dichloroethene	0.18		0.50	ND	U	g								
t-1,2-Dichloroethene	0.10		0.50	ND	U	g								
c-1,3-Dichloropropene	0.30		0.50	ND	U	g								
t-1,3-Dichloropropene	0.24		0.50	ND	U	g								
1,2-Dichloropropane	0.19		0.50	ND	U	g								
1,4-Dioxane	9.3		35	ND	U	g								
Ethylbenzene	0.26		0.50	0.46	J	q								
2-Hexanone	1.2		5.0	ND	U	g								
4-Methyl-2-Pentanone	0.95		5.0	ND	U	g								
Methyl tert-butyl ether (MTBE)	0.43		5.0	ND	U	g								
Methylene Chloride	0.15		3.0	ND	U	g								
Styrene	0.22		0.50	0.52		g								
Toluene	0.22		0.50	ND	U	g								
1,1,1-Trichloroethane	0.12		0.50	ND	U	g								
1,1,2-Trichloroethane	0.31		0.50	ND	U	g								
Trichloroethene	0.26		0.50	ND	U	g								
1,2,3-Trichloropropane	0.29		0.50	ND	U	g								
Trichlorofluoromethane	0.16		5.0	ND	U	g								
1,1,2,2-Tetrachloroethane	0.29		0.50	ND	U	g								
Tetrachloroethene	0.23		0.50	ND	U	g								
Vinyl Acetate	0.48		10	ND	U	g								
Vinyl Chloride	0.13		0.50	ND	U	g								
m,p-Xylenes	0.36		0.50	ND	U	g								
o-Xylene	0.41		0.50	ND	U	g								

Project: Beaumont						**Table G-9**								
Site: 1						**Analytical Data Summary**								
Extraction Method: SW5030B						**EPA Method SW8260B**								
Analytical Method: SW8260B														
Matrix: Water			Environmental Samples											
Units: ug/L														
		Field ID:		MW-07				MW-07-DUP				MW-90		
		SDG:		A1A0458				A1A0458				A1A0458		
		Batch ID:		1A14007				1A14007				1A14007		
		Date:		5-Jan-11				5-Jan-11				5-Jan-11		
Parameters	MDL		PQL	Result	Validity	Comments	PQL	Result	Validity	Comments	PQL	Result	Validity	Comments
Acetone	5.0		10	ND	U	g	10	ND	U	g	10	ND	U	g
Bromodichloromethane	0.11		0.50	ND	U	g	0.50	ND	U	g	0.50	ND	U	g
2-Butanone	1.2		3.0	ND	U	g	3.0	ND	U	g	3.0	ND	U	g
Bromomethane	0.48		0.50	ND	U	g	0.50	ND	U	g	0.50	ND	U	g
Bromoform	0.50		1.0	ND	U	g	1.0	ND	U	g	1.0	ND	U	g
Benzene	0.14		0.50	ND	U	g	0.50	ND	U	g	0.50	ND	U	g
Carbon Disulfide	0.36		0.50	ND	U	g	0.50	ND	U	g	0.50	ND	U	g
Chlorobenzene	0.23		0.50	ND	U	g	0.50	ND	U	g	0.50	ND	U	g
Chloroethane	0.35		0.50	ND	U	g	0.50	ND	U	g	0.50	ND	U	g
Chloromethane	0.36		0.50	ND	U	g	0.50	ND	U	g	0.50	ND	U	g
Carbon Tetrachloride	0.15		0.50	ND	U	g	0.50	ND	U	g	0.50	ND	U	g
Chloroform	0.46		0.50	ND	U	g	0.50	ND	U	g	0.50	ND	U	g
Dibromochloromethane	0.37		0.50	ND	U	g	0.50	ND	U	g	0.50	ND	U	g
1,1-Dichloroethane	0.098		0.50	0.43	J	q	0.50	0.42	J	q	0.50	ND	U	g
1,2-Dichloroethane	0.21		0.50	0.74		g	0.50	0.65		g	0.50	ND	U	g
1,2-Dichlorobenzene	0.20		0.50	ND	U	g	0.50	ND	U	g	0.50	ND	U	g
1,3-Dichlorobenzene	0.15		0.50	ND	U	g	0.50	ND	U	g	0.50	ND	U	g
1,4-Dichlorobenzene	0.072		0.50	ND	U	g	0.50	ND	U	g	0.50	ND	U	g
1,1-Dichloroethene	0.12		0.50	14		g	0.50	14		g	0.50	1.7		g
c-1,2-Dichloroethene	0.18		0.50	ND	U	g	0.50	ND	U	g	0.50	ND	U	g
t-1,2-Dichloroethene	0.10		0.50	ND	U	g	0.50	ND	U	g	0.50	ND	U	g
c-1,3-Dichloropropene	0.30		0.50	ND	U	g	0.50	ND	U	g	0.50	ND	U	g
t-1,3-Dichloropropene	0.24		0.50	ND	U	g	0.50	ND	U	g	0.50	ND	U	g
1,2-Dichloropropane	0.19		0.50	ND	U	g	0.50	ND	U	g	0.50	ND	U	g
1,4-Dioxane	9.3		35	ND	U	g	35	ND	U	g	35	ND	U	g
Ethylbenzene	0.26		0.50	ND	U	g	0.50	ND	U	g	0.50	ND	U	g
2-Hexanone	1.2		5.0	ND	U	g	5.0	ND	U	g	5.0	ND	U	g
4-Methyl-2-Pentanone	0.95		5.0	ND	U	g	5.0	ND	U	g	5.0	ND	U	g
Methyl tert-butyl ether (MTBE)	0.43		5.0	ND	U	g	5.0	ND	U	g	5.0	ND	U	g
Methylene Chloride	0.15		3.0	0.32	B J	k, q	3.0	0.15	B J	k, q	3.0	0.15	B J	k, q
Styrene	0.22		0.50	ND	U	g	0.50	ND	U	g	0.50	ND	U	g
Toluene	0.22		0.50	ND	U	g	0.50	ND	U	g	0.50	ND	U	g
1,1,1-Trichloroethane	0.12		0.50	0.16	J	q	0.50	0.16	J	q	0.50	ND	U	g
1,1,2-Trichloroethane	0.31		0.50	ND	U	g	0.50	ND	U	g	0.50	ND	U	g
Trichloroethene	0.25		0.50	42		g	0.50	42		g	0.50	2.2		g
1,2,3-Trichloropropane	0.29		0.50	ND	U	g	0.50	ND	U	g	0.50	ND	U	g
Trichlorofluoromethane	0.16		5.0	ND	U	g	5.0	ND	U	g	5.0	ND	U	g
1,1,2,2-Tetrachloroethane	0.29		0.50	ND	U	g	0.50	ND	U	g	0.50	ND	U	g
Tetrachloroethene	0.23		0.50	ND	U	g	0.50	ND	U	g	0.50	ND	U	g
Vinyl Acetate	0.48		10	ND	U	g	10	ND	U	g	10	ND	U	g
Vinyl Chloride	0.13		0.50	ND	U	g	0.50	ND	U	g	0.50	ND	U	g
m,p-Xylenes	0.36		0.50	ND	U	g	0.50	ND	U	g	0.50	ND	U	g
o-Xylene	0.41		0.50	ND	U	g	0.50	ND	U	g	0.50	ND	U	g

Project: Beaumont						**Table G-9**								
Site: 1						**Analytical Data Summary**								
Extraction Method: SW5030B						**EPA Method SW8260B**								
Analytical Method: SW8260B														
Matrix: Water			Environmental Samples											
Units: ug/L														
		Field ID:		MW-98B				MW-98B-DUP				SW-06		
		SDG:		A1A0458				A1A0458				A1A0458		
		Batch ID:		1A14007				1A14007				1A14007		
		Date:		5-Jan-11				5-Jan-11				5-Jan-11		
Parameters	MDL		PQL	Result	Validity	Comments	PQL	Result	Validity	Comments	PQL	Result	Validity	Comments
Acetone	5.0		10	ND	U	g	10	ND	U	g	10	ND	U	g
Bromodichloromethane	0.11		0.50	ND	U	g	0.50	ND	U	g	0.50	ND	U	g
2-Butanone	1.2		3.0	ND	U	g	3.0	ND	U	g	3.0	ND	U	g
Bromomethane	0.48		0.50	ND	U	g	0.50	ND	U	g	0.50	ND	U	g
Bromoform	0.50		1.0	ND	U	g	1.0	ND	U	g	1.0	ND	U	g
Benzene	0.14		0.50	ND	U	g	0.50	ND	U	g	0.50	ND	U	g
Carbon Disulfide	0.36		0.50	ND	U	g	0.50	ND	U	g	0.50	ND	U	g
Chlorobenzene	0.23		0.50	ND	U	g	0.50	ND	U	g	0.50	ND	U	g
Chloroethane	0.35		0.50	ND	U	g	0.50	ND	U	g	0.50	ND	U	g
Chloromethane	0.36		0.50	ND	U	g	0.50	ND	U	g	0.50	ND	U	g
Carbon Tetrachloride	0.15		0.50	ND	U	g	0.50	ND	U	g	0.50	ND	U	g
Chloroform	0.46		0.50	2.2		g	0.50	2.1		g	0.50	ND	U	g
Dibromochloromethane	0.37		0.50	ND	U	g	0.50	ND	U	g	0.50	ND	U	g
1,1-Dichloroethane	0.098		0.50	0.66		g	0.50	0.63		g	0.50	ND	U	g
1,2-Dichloroethane	0.21		0.50	ND	U	g	0.50	ND	U	g	0.50	ND	U	g
1,2-Dichlorobenzene	0.20		0.50	ND	U	g	0.50	ND	U	g	0.50	ND	U	g
1,3-Dichlorobenzene	0.15		0.50	ND	U	g	0.50	ND	U	g	0.50	ND	U	g
1,4-Dichlorobenzene	0.072		0.50	ND	U	g	0.50	ND	U	g	0.50	ND	U	g
1,1-Dichloroethene	0.12		0.50	23		g	0.50	23		g	0.50	ND	U	g
c-1,2-Dichloroethene	0.18		0.50	ND	U	g	0.50	ND	U	g	0.50	ND	U	g
t-1,2-Dichloroethene	0.10		0.50	ND	U	g	0.50	ND	U	g	0.50	ND	U	g
c-1,3-Dichloropropene	0.30		0.50	ND	U	g	0.50	ND	U	g	0.50	ND	U	g
t-1,3-Dichloropropene	0.24		0.50	ND	U	g	0.50	ND	U	g	0.50	ND	U	g
1,2-Dichloropropane	0.19		0.50	ND	U	g	0.50	ND	U	g	0.50	ND	U	g
1,4-Dioxane	9.3		35	14	J	q	35	21	J	q	35	ND	U	g
Ethylbenzene	0.26		0.50	ND	U	g	0.50	ND	U	g	0.50	ND	U	g
2-Hexanone	1.2		5.0	ND	U	g	5.0	ND	U	g	5.0	ND	U	g
4-Methyl-2-Pentanone	0.95		5.0	ND	U	g	5.0	ND	U	g	5.0	ND	U	g
Methyl tert-butyl ether (MTBE)	0.43		5.0	ND	U	g	5.0	ND	U	g	5.0	ND	U	g
Methylene Chloride	0.15		3.0	0.16	B J	k, q	3.0	0.18	B J	k, q	3.0	ND	U	g
Styrene	0.22		0.50	ND	U	g	0.50	ND	U	g	0.50	ND	U	g
Toluene	0.22		0.50	ND	U	g	0.50	ND	U	g	0.50	ND	U	g
1,1,1-Trichloroethane	0.12		0.50	ND	U	g	0.50	ND	U	g	0.50	ND	U	g
1,1,2-Trichloroethane	0.31		0.50	ND	U	g	0.50	ND	U	g	0.50	ND	U	g
Trichloroethene	0.25		0.50	39		g	0.50	38		g	0.50	ND	U	g
1,2,3-Trichloropropane	0.29		0.50	ND	U	g	0.50	ND	U	g	0.50	ND	U	g
Trichlorofluoromethane	0.16		5.0	ND	U	g	5.0	ND	U	g	5.0	ND	U	g
1,1,2,2-Tetrachloroethane	0.29		0.50	ND	U	g	0.50	ND	U	g	0.50	ND	U	g
Tetrachloroethene	0.23		0.50	ND	U	g	0.50	ND	U	g	0.50	ND	U	g
Vinyl Acetate	0.48		10	ND	U	g	10	ND	U	g	10	ND	U	g
Vinyl Chloride	0.13		0.50	ND	U	g	0.50	ND	U	g	0.50	ND	U	g
m,p-Xylenes	0.36		0.50	ND	U	g	0.50	ND	U	g	0.50	ND	U	g
o-Xylene	0.41		0.50	ND	U	g	0.50	ND	U	g	0.50	ND	U	g

Project: Beaumont						**Table G-9**								
Site: 1						**Analytical Data Summary**								
Extraction Method: SW5030B						**EPA Method SW8260B**								
Analytical Method: SW8260B														
Matrix: Water			Environmental Samples											
Units: ug/L														
		Field ID:		SW-06-DUP				SW-07				SW-07-DUP		
		SDG:		A1A0458				A1A0458				A1A0458		
		Batch ID:		1A14007				1A14007				1A14007		
		Date:		5-Jan-11				5-Jan-11				5-Jan-11		
Parameters	MDL		PQL	Result	Validity	Comments	PQL	Result	Validity	Comments	PQL	Result	Validity	Comments
Acetone	5.0		10	ND	U	g	10	ND	U	g	10	ND	U	g
Bromodichloromethane	0.11		0.50	ND	U	g	0.50	ND	U	g	0.50	ND	U	g
2-Butanone	1.2		3.0	ND	U	g	3.0	ND	U	g	3.0	ND	U	g
Bromomethane	0.48		0.50	ND	U	g	0.50	ND	U	g	0.50	ND	U	g
Bromoform	0.50		1.0	ND	U	g	1.0	ND	U	g	1.0	ND	U	g
Benzene	0.14		0.50	ND	U	g	0.50	ND	U	g	0.50	ND	U	g
Carbon Disulfide	0.36		0.50	ND	U	g	0.50	ND	U	g	0.50	ND	U	g
Chlorobenzene	0.23		0.50	ND	U	g	0.50	ND	U	g	0.50	ND	U	g
Chloroethane	0.35		0.50	ND	U	g	0.50	ND	U	g	0.50	ND	U	g
Chloromethane	0.36		0.50	ND	U	g	0.50	ND	U	g	0.50	ND	U	g
Carbon Tetrachloride	0.15		0.50	ND	U	g	0.50	ND	U	g	0.50	ND	U	g
Chloroform	0.46		0.50	ND	U	g	0.50	ND	U	g	0.50	ND	U	g
Dibromochloromethane	0.37		0.50	ND	U	g	0.50	ND	U	g	0.50	ND	U	g
1,1-Dichloroethane	0.098		0.50	ND	U	g	0.50	ND	U	g	0.50	ND	U	g
1,2-Dichloroethane	0.21		0.50	ND	U	g	0.50	ND	U	g	0.50	ND	U	g
1,2-Dichlorobenzene	0.20		0.50	ND	U	g	0.50	ND	U	g	0.50	ND	U	g
1,3-Dichlorobenzene	0.15		0.50	ND	U	g	0.50	ND	U	g	0.50	ND	U	g
1,4-Dichlorobenzene	0.072		0.50	ND	U	g	0.50	ND	U	g	0.50	ND	U	g
1,1-Dichloroethene	0.12		0.50	ND	U	g	0.50	ND	U	g	0.50	ND	U	g
c-1,2-Dichloroethene	0.18		0.50	ND	U	g	0.50	ND	U	g	0.50	ND	U	g
t-1,2-Dichloroethene	0.10		0.50	ND	U	g	0.50	ND	U	g	0.50	ND	U	g
c-1,3-Dichloropropene	0.30		0.50	ND	U	g	0.50	ND	U	g	0.50	ND	U	g
t-1,3-Dichloropropene	0.24		0.50	ND	U	g	0.50	ND	U	g	0.50	ND	U	g
1,2-Dichloropropane	0.19		0.50	ND	U	g	0.50	ND	U	g	0.50	ND	U	g
1,4-Dioxane	9.3		35	ND	U	g	35	ND	U	g	35	ND	U	g
Ethylbenzene	0.26		0.50	ND	U	g	0.50	ND	U	g	0.50	ND	U	g
2-Hexanone	1.2		5.0	ND	U	g	5.0	ND	U	g	5.0	ND	U	g
4-Methyl-2-Pentanone	0.95		5.0	ND	U	g	5.0	ND	U	g	5.0	ND	U	g
Methyl tert-butyl ether (MTBE)	0.43		5.0	ND	U	g	5.0	ND	U	g	5.0	ND	U	g
Methylene Chloride	0.15		3.0	0.16	B J	k, q	3.0	0.17	B J	k, q	3.0	0.29	B J	k, q
Styrene	0.22		0.50	ND	U	g	0.50	ND	U	g	0.50	ND	U	g
Toluene	0.22		0.50	ND	U	g	0.50	ND	U	g	0.50	ND	U	g
1,1,1-Trichloroethane	0.12		0.50	ND	U	g	0.50	ND	U	g	0.50	ND	U	g
1,1,2-Trichloroethane	0.31		0.50	ND	U	g	0.50	ND	U	g	0.50	ND	U	g
Trichloroethene	0.25		0.50	ND	U	g	0.50	ND	U	g	0.50	ND	U	g
1,2,3-Trichloropropane	0.29		0.50	ND	U	g	0.50	ND	U	g	0.50	ND	U	g
Trichlorofluoromethane	0.16		5.0	ND	U	g	5.0	ND	U	g	5.0	ND	U	g
1,1,2,2-Tetrachloroethane	0.29		0.50	ND	U	g	0.50	ND	U	g	0.50	ND	U	g
Tetrachloroethene	0.23		0.50	ND	U	g	0.50	ND	U	g	0.50	ND	U	g
Vinyl Acetate	0.48		10	ND	U	g	10	ND	U	g	10	ND	U	g
Vinyl Chloride	0.13		0.50	ND	U	g	0.50	ND	U	g	0.50	ND	U	g
m,p-Xylenes	0.36		0.50	ND	U	g	0.50	ND	U	g	0.50	ND	U	g
o-Xylene	0.41		0.50	ND	U	g	0.50	ND	U	g	0.50	ND	U	g

Project: Beaumont						**Table G-9**							
Site: 1						**Analytical Data Summary**							
Extraction Method: SW5030B						**EPA Method SW8260B**							
Analytical Method: SW8260B													
Matrix: Water			Environmental Samples										
Units: ug/L													
		Field ID:		SW-18				SW-19					
		SDG:		A1A0458				A1A0458					
		Batch ID:		1A14007				1A14007					
		Date:		5-Jan-11				5-Jan-11					
Parameters	MDL		PQL	Result	Validity	Comments	PQL	Result	Validity	Comments			
Acetone	5.0		10	ND	U	g	10	ND	U	g			
Bromodichloromethane	0.11		0.50	ND	U	g	0.50	ND	U	g			
2-Butanone	1.2		3.0	ND	U	g	3.0	ND	U	g			
Bromomethane	0.48		0.50	ND	U	g	0.50	ND	U	g			
Bromoform	0.50		1.0	ND	U	g	1.0	ND	U	g			
Benzene	0.14		0.50	ND	U	g	0.50	ND	U	g			
Carbon Disulfide	0.36		0.50	ND	U	g	0.50	ND	U	g			
Chlorobenzene	0.23		0.50	ND	U	g	0.50	ND	U	g			
Chloroethane	0.35		0.50	ND	U	g	0.50	ND	U	g			
Chloromethane	0.36		0.50	ND	U	g	0.50	ND	U	g			
Carbon Tetrachloride	0.15		0.50	ND	U	g	0.50	ND	U	g			
Chloroform	0.46		0.50	ND	U	g	0.50	ND	U	g			
Dibromochloromethane	0.37		0.50	ND	U	g	0.50	ND	U	g			
1,1-Dichloroethane	0.098		0.50	ND	U	g	0.50	ND	U	g			
1,2-Dichloroethane	0.21		0.50	ND	U	g	0.50	ND	U	g			
1,2-Dichlorobenzene	0.20		0.50	ND	U	g	0.50	ND	U	g			
1,3-Dichlorobenzene	0.15		0.50	ND	U	g	0.50	ND	U	g			
1,4-Dichlorobenzene	0.072		0.50	ND	U	g	0.50	ND	U	g			
1,1-Dichloroethene	0.12		0.50	ND	U	g	0.50	ND	U	g			
c-1,2-Dichloroethene	0.18		0.50	ND	U	g	0.50	ND	U	g			
t-1,2-Dichloroethene	0.10		0.50	ND	U	g	0.50	ND	U	g			
c-1,3-Dichloropropene	0.30		0.50	ND	U	g	0.50	ND	U	g			
t-1,3-Dichloropropene	0.24		0.50	ND	U	g	0.50	ND	U	g			
1,2-Dichloropropane	0.19		0.50	ND	U	g	0.50	ND	U	g			
1,4-Dioxane	9.3		35	ND	U	g	35	ND	U	g			
Ethylbenzene	0.26		0.50	ND	U	g	0.50	ND	U	g			
2-Hexanone	1.2		5.0	ND	U	g	5.0	ND	U	g			
4-Methyl-2-Pentanone	0.95		5.0	ND	U	g	5.0	ND	U	g			
Methyl tert-butyl ether (MTBE)	0.43		5.0	ND	U	g	5.0	ND	U	g			
Methylene Chloride	0.15		3.0	0.29	B J	k, q	3.0	0.16	B J	k, q			
Styrene	0.22		0.50	ND	U	g	0.50	ND	U	g			
Toluene	0.22		0.50	ND	U	g	0.50	ND	U	g			
1,1,1-Trichloroethane	0.12		0.50	ND	U	g	0.50	ND	U	g			
1,1,2-Trichloroethane	0.31		0.50	ND	U	g	0.50	ND	U	g			
Trichloroethene	0.25		0.50	ND	U	g	0.50	ND	U	g			
1,2,3-Trichloropropane	0.29		0.50	ND	U	g	0.50	ND	U	g			
Trichlorofluoromethane	0.16		5.0	ND	U	g	5.0	ND	U	g			
1,1,2,2-Tetrachloroethane	0.29		0.50	ND	U	g	0.50	ND	U	g			
Tetrachloroethene	0.23		0.50	ND	U	g	0.50	ND	U	g			
Vinyl Acetate	0.48		10	ND	U	g	10	ND	U	g			
Vinyl Chloride	0.13		0.50	ND	U	g	0.50	ND	U	g			
m,p-Xylenes	0.36		0.50	ND	U	g	0.50	ND	U	g			
o-Xylene	0.41		0.50	ND	U	g	0.50	ND	U	g			

Project: Beaumont						**Table G-9**								
Site: 1						**Analytical Data Summary**								
Extraction Method: SW5030B						**EPA Method SW8260B**								
Analytical Method: SW8260B														
Matrix: Water			Environmental Samples											
Units: ug/L														
		Field ID:		MW-15				MW-18				MW-60A		
		SDG:		A1A0597				A1A0597				A1A0597		
		Batch ID:		1A14007				1A14007				1A14007		
		Date:		6-Jan-11				6-Jan-11				6-Jan-11		
Parameters	MDL		PQL	Result	Validity	Comments	PQL	Result	Validity	Comments	PQL	Result	Validity	Comments
Acetone	5.0		10	ND	U	g	10	ND	U	g	10	ND	U	g
Bromodichloromethane	0.11		0.50	ND	U	g	0.50	ND	U	g	0.50	ND	U	g
2-Butanone	1.2		3.0	ND	U	g	3.0	ND	U	g	3.0	ND	U	g
Bromomethane	0.48		0.50	ND	U	g	0.50	ND	U	g	0.50	ND	U	g
Bromoform	0.50		1.0	ND	U	g	1.0	ND	U	g	1.0	ND	U	g
Benzene	0.14		0.50	ND	U	g	0.50	ND	U	g	0.50	0.26	J	q
Carbon Disulfide	0.36		0.50	ND	U	g	0.50	ND	U	g	0.50	ND	U	g
Chlorobenzene	0.23		0.50	ND	U	g	0.50	ND	U	g	0.50	ND	U	g
Chloroethane	0.35		0.50	ND	U	g	0.50	ND	U	g	0.50	ND	U	g
Chloromethane	0.36		0.50	ND	U	g	0.50	ND	U	g	0.50	ND	U	g
Carbon Tetrachloride	0.15		0.50	ND	U	g	0.50	ND	U	g	0.50	0.48	J	q
Chloroform	0.46		0.50	ND	U	g	0.50	ND	U	g	0.50	2.6		g
Dibromochloromethane	0.37		0.50	ND	U	g	0.50	ND	U	g	0.50	ND	U	g
1,1-Dichloroethane	0.098		0.50	0.34	J	q	0.50	0.15	J	q	0.50	5.2		g
1,2-Dichloroethane	0.21		0.50	ND	U	g	0.50	ND	U	g	0.50	7.4		g
1,2-Dichlorobenzene	0.20		0.50	ND	U	g	0.50	ND	U	g	0.50	ND	U	g
1,3-Dichlorobenzene	0.15		0.50	ND	U	g	0.50	ND	U	g	0.50	ND	U	g
1,4-Dichlorobenzene	0.072		0.50	ND	U	g	0.50	ND	U	g	0.50	ND	U	g
1,1-Dichloroethene	0.12		0.50	2.0		g	0.50	1.0		g	5.0	430 *		g
c-1,2-Dichloroethene	0.18		0.50	0.30	J	q	0.50	ND	U	g	0.50	2.5		g
t-1,2-Dichloroethene	0.10		0.50	ND	U	g	0.50	ND	U	g	0.50	0.20	J	q
c-1,3-Dichloropropene	0.30		0.50	ND	U	g	0.50	ND	U	g	0.50	ND	U	g
t-1,3-Dichloropropene	0.24		0.50	ND	U	g	0.50	ND	U	g	0.50	ND	U	g
1,2-Dichloropropane	0.19		0.50	ND	U	g	0.50	ND	U	g	0.50	ND	U	g
1,4-Dioxane	9.3		35	ND	U	g	35	ND	U	g	350	160 *	J	q
Ethylbenzene	0.26		0.50	ND	U	g	0.50	ND	U	g	0.50	ND	U	g
2-Hexanone	1.2		5.0	ND	U	g	5.0	ND	U	g	5.0	ND	U	g
4-Methyl-2-Pentanone	0.95		5.0	ND	U	g	5.0	ND	U	g	5.0	ND	U	g
Methyl tert-butyl ether (MTBE)	0.43		5.0	ND	U	g	5.0	ND	U	g	5.0	ND	U	g
Methylene Chloride	0.15		3.0	ND	U	g	3.0	ND	U	g	3.0	0.20	J	q
Styrene	0.22		0.50	ND	U	g	0.50	ND	U	g	0.50	ND	U	g
Toluene	0.22		0.50	ND	U	g	0.50	ND	U	g	0.50	ND	U	g
1,1,1-Trichloroethane	0.12		0.50	ND	U	g	0.50	ND	U	g	0.50	0.45	J	q
1,1,2-Trichloroethane	0.31		0.50	ND	U	g	0.50	ND	U	g	0.50	1.7		g
Trichloroethene	0.25		0.50	1.2		g	0.50	0.97		g	5.0	290 *		g
1,2,3-Trichloropropane	0.29		0.50	ND	U	g	0.50	ND	U	g	0.50	ND	U	g
Trichlorofluoromethane	0.16		5.0	ND	U	g	5.0	ND	U	g	5.0	ND	U	g
1,1,2,2-Tetrachloroethane	0.29		0.50	ND	U	g	0.50	ND	U	g	0.50	ND	U	g
Tetrachloroethene	0.23		0.50	ND	U	g	0.50	ND	U	g	0.50	0.44	J	q
Vinyl Acetate	0.48		10	ND	U	g	10	ND	U	g	10	ND	U	g
Vinyl Chloride	0.13		0.50	ND	U	g	0.50	ND	U	g	0.50	ND	U	g
m,p-Xylenes	0.36		0.50	ND	U	g	0.50	ND	U	g	0.50	ND	U	g
o-Xylene	0.41		0.50	ND	U	g	0.50	ND	U	g	0.50	ND	U	g
* Sample diluted at a factor of 10														

Project: Beaumont						**Table G-9**							
Site: 1						**Analytical Data Summary**							
Extraction Method: SW5030B						**EPA Method SW8260B**							
Analytical Method: SW8260B													
Matrix: Water			Environmental Samples										
Units: ug/L													
		Field ID:		MW-60B				MW-76A					
		SDG:		A1A0597				A1A0597					
		Batch ID:		1A14007				1A14007					
		Date:		6-Jan-11				6-Jan-11					
Parameters	MDL		PQL	Result	Validity	Comments	PQL	Result	Validity	Comments			
Acetone	5.0		10	ND	U	g	10	ND	U	g			
Bromodichloromethane	0.11		0.50	ND	U	g	0.50	ND	U	g			
2-Butanone	1.2		3.0	ND	U	g	3.0	ND	U	g			
Bromomethane	0.48		0.50	ND	U	g	0.50	ND	U	g			
Bromoform	0.50		1.0	ND	U	g	1.0	ND	U	g			
Benzene	0.14		0.50	ND	U	g	0.50	ND	U	g			
Carbon Disulfide	0.36		0.50	ND	U	g	0.50	ND	U	g			
Chlorobenzene	0.23		0.50	ND	U	g	0.50	ND	U	g			
Chloroethane	0.35		0.50	ND	U	g	0.50	ND	U	g			
Chloromethane	0.36		0.50	ND	U	g	0.50	ND	U	g			
Carbon Tetrachloride	0.15		0.50	ND	U	g	0.50	ND	U	g			
Chloroform	0.46		0.50	ND	U	g	0.50	ND	U	g			
Dibromochloromethane	0.37		0.50	ND	U	g	0.50	ND	U	g			
1,1-Dichloroethane	0.098		0.50	0.53		g	0.50	0.15	J	q			
1,2-Dichloroethane	0.21		0.50	0.61		g	0.50	ND	U	g			
1,2-Dichlorobenzene	0.20		0.50	ND	U	g	0.50	ND	U	g			
1,3-Dichlorobenzene	0.15		0.50	ND	U	g	0.50	ND	U	g			
1,4-Dichlorobenzene	0.072		0.50	ND	U	g	0.50	ND	U	g			
1,1-Dichloroethene	0.12		0.50	43		g	0.50	ND	U	g			
c-1,2-Dichloroethene	0.18		0.50	ND	U	g	0.50	ND	U	g			
t-1,2-Dichloroethene	0.10		0.50	ND	U	g	0.50	ND	U	g			
c-1,3-Dichloropropene	0.30		0.50	ND	U	g	0.50	ND	U	g			
t-1,3-Dichloropropene	0.24		0.50	ND	U	g	0.50	ND	U	g			
1,2-Dichloropropane	0.19		0.50	ND	U	g	0.50	ND	U	g			
1,4-Dioxane	9.3		35	ND	U	g	35	ND	U	g			
Ethylbenzene	0.26		0.50	ND	U	g	0.50	ND	U	g			
2-Hexanone	1.2		5.0	ND	U	g	5.0	ND	U	g			
4-Methyl-2-Pentanone	0.95		5.0	ND	U	g	5.0	ND	U	g			
Methyl tert-butyl ether (MTBE)	0.43		5.0	ND	U	g	5.0	ND	U	g			
Methylene Chloride	0.15		3.0	0.16	J	q	3.0	0.21	J	q			
Styrene	0.22		0.50	ND	U	g	0.50	ND	U	g			
Toluene	0.22		0.50	ND	U	g	0.50	ND	U	g			
1,1,1-Trichloroethane	0.12		0.50	ND	U	g	0.50	ND	U	g			
1,1,2-Trichloroethane	0.31		0.50	ND	U	g	0.50	ND	U	g			
Trichloroethene	0.25		0.50	14		g	0.50	ND	U	g			
1,2,3-Trichloropropane	0.29		0.50	ND	U	g	0.50	ND	U	g			
Trichlorofluoromethane	0.16		5.0	ND	U	g	5.0	ND	U	g			
1,1,2,2-Tetrachloroethane	0.29		0.50	ND	U	g	0.50	ND	U	g			
Tetrachloroethene	0.23		0.50	ND	U	g	0.50	ND	U	g			
Vinyl Acetate	0.48		10	ND	U	g	10	ND	U	g			
Vinyl Chloride	0.13		0.50	ND	U	g	0.50	ND	U	g			
m,p-Xylenes	0.36		0.50	ND	U	g	0.50	ND	U	g			
o-Xylene	0.41		0.50	ND	U	g	0.50	ND	U	g			

Project: Beaumont						**Table G-9**								
Site: 1						**Analytical Data Summary**								
Extraction Method: SW5030B						**EPA Method SW8260B**								
Analytical Method: SW8260B														
Matrix: Water			Environmental Samples											
Units: ug/L														
		Field ID:		F33-TW2				F33-TW6				F33-TW7		
		SDG:		A1A0670				A1A0670				A1A0670		
		Batch ID:		1A17003				1A17003				1A17003		
		Date:		7-Jan-11				7-Jan-11				7-Jan-11		
Parameters	MDL		PQL	Result	Validity	Comments	PQL	Result	Validity	Comments	PQL	Result	Validity	Comments
Acetone	5.0		10	ND	U	g	10	ND	U	g	10	ND	U	g
Bromodichloromethane	0.11		0.50	ND	U	g	0.50	ND	U	g	0.50	ND	U	g
2-Butanone	1.2		3.0	ND	U	g	3.0	ND	U	g	3.0	ND	U	g
Bromomethane	0.48		0.50	ND	U	g	0.50	ND	U	g	0.50	ND	U	g
Bromoform	0.50		1.0	ND	U	g	1.0	ND	U	g	1.0	ND	U	g
Benzene	0.14		0.50	ND	U	g	0.50	ND	U	g	0.50	ND	U	g
Carbon Disulfide	0.36		0.50	ND	U	g	0.50	ND	U	g	0.50	ND	U	g
Chlorobenzene	0.23		0.50	ND	U	g	0.50	ND	U	g	0.50	ND	U	g
Chloroethane	0.35		0.50	ND	U	g	0.50	ND	U	g	0.50	ND	U	g
Chloromethane	0.36		0.50	ND	U	g	0.50	ND	U	g	0.50	ND	U	g
Carbon Tetrachloride	0.15		0.50	ND	U	g	0.50	ND	U	g	0.50	ND	U	g
Chloroform	0.46		0.50	ND	U	g	0.50	ND	U	g	0.50	ND	U	g
Dibromochloromethane	0.37		0.50	ND	U	g	0.50	ND	U	g	0.50	ND	U	g
1,1-Dichloroethane	0.098		0.50	ND	U	g	0.50	ND	U	g	0.50	ND	U	g
1,2-Dichloroethane	0.21		0.50	ND	U	g	0.50	ND	U	g	0.50	ND	U	g
1,2-Dichlorobenzene	0.20		0.50	ND	U	g	0.50	ND	U	g	0.50	ND	U	g
1,3-Dichlorobenzene	0.15		0.50	ND	U	g	0.50	ND	U	g	0.50	ND	U	g
1,4-Dichlorobenzene	0.072		0.50	ND	U	g	0.50	ND	U	g	0.50	ND	U	g
1,1-Dichloroethene	0.12		0.50	ND	U	g	0.50	ND	U	g	0.50	ND	U	g
c-1,2-Dichloroethene	0.18		0.50	ND	U	g	0.50	ND	U	g	0.50	ND	U	g
t-1,2-Dichloroethene	0.10		0.50	ND	U	g	0.50	ND	U	g	0.50	ND	U	g
c-1,3-Dichloropropene	0.30		0.50	ND	U	g	0.50	ND	U	g	0.50	ND	U	g
t-1,3-Dichloropropene	0.24		0.50	ND	U	g	0.50	ND	U	g	0.50	ND	U	g
1,2-Dichloropropane	0.19		0.50	ND	U	g	0.50	ND	U	g	0.50	ND	U	g
1,4-Dioxane	9.3		35	ND	U	g	35	ND	U	g	35	ND	U	g
Ethylbenzene	0.26		0.50	ND	U	g	0.50	ND	U	g	0.50	ND	U	g
2-Hexanone	1.2		5.0	ND	U	g	5.0	ND	U	g	5.0	ND	U	g
4-Methyl-2-Pentanone	0.95		5.0	ND	U	g	5.0	ND	U	g	5.0	ND	U	g
Methyl tert-butyl ether (MTBE)	0.43		5.0	ND	U	g	5.0	ND	U	g	5.0	ND	U	g
Methylene Chloride	0.15		3.0	0.41	B J	a, k, q	3.0	0.22	B J	a, k, q	3.0	0.27	B J	a, k, q
Styrene	0.22		0.50	ND	U	g	0.50	ND	U	g	0.50	ND	U	g
Toluene	0.22		0.50	ND	U	g	0.50	ND	U	g	0.50	ND	U	g
1,1,1-Trichloroethane	0.12		0.50	ND	U	g	0.50	ND	U	g	0.50	ND	U	g
1,1,2-Trichloroethane	0.31		0.50	ND	U	g	0.50	ND	U	g	0.50	ND	U	g
Trichloroethene	0.25		0.50	ND	U	g	0.50	ND	U	g	0.50	ND	U	g
1,2,3-Trichloropropane	0.29		0.50	ND	U	g	0.50	ND	U	g	0.50	ND	U	g
Trichlorofluoromethane	0.16		5.0	ND	U	g	5.0	ND	U	g	5.0	ND	U	g
1,1,2,2-Tetrachloroethane	0.29		0.50	ND	U	g	0.50	ND	U	g	0.50	ND	U	g
Tetrachloroethene	0.23		0.50	ND	U	g	0.50	ND	U	g	0.50	ND	U	g
Vinyl Acetate	0.48		10	ND	U	g	10	ND	U	g	10	ND	U	g
Vinyl Chloride	0.13		0.50	ND	U	g	0.50	ND	U	g	0.50	ND	U	g
m,p-Xylenes	0.36		0.50	ND	U	g	0.50	ND	U	g	0.50	ND	U	g
o-Xylene	0.41		0.50	ND	U	g	0.50	ND	U	g	0.50	ND	U	g

Project: Beaumont						**Table G-9**								
Site: 1						**Analytical Data Summary**								
Extraction Method: SW5030B						**EPA Method SW8260B**								
Analytical Method: SW8260B														
Matrix: Water			Environmental Samples											
Units: ug/L														
		Field ID:		MW-67										
		SDG:		A1A0670										
		Batch ID:		1A17003										
		Date:		7-Jan-11										
Parameters	MDL		PQL	Result	Validity	Comments								
Acetone	5.0		10	ND	U	g								
Bromodichloromethane	0.11		0.50	ND	U	g								
2-Butanone	1.2		3.0	ND	U	g								
Bromomethane	0.48		0.50	ND	U	g								
Bromoform	0.50		1.0	ND	U	g								
Benzene	0.14		0.50	ND	U	g								
Carbon Disulfide	0.36		0.50	ND	U	g								
Chlorobenzene	0.23		0.50	ND	U	g								
Chloroethane	0.35		0.50	ND	U	g								
Chloromethane	0.36		0.50	ND	U	g								
Carbon Tetrachloride	0.15		0.50	ND	U	g								
Chloroform	0.46		0.50	ND	U	g								
Dibromochloromethane	0.37		0.50	ND	U	g								
1,1-Dichloroethane	0.098		0.50	ND	U	g								
1,2-Dichloroethane	0.21		0.50	ND	U	g								
1,2-Dichlorobenzene	0.20		0.50	ND	U	g								
1,3-Dichlorobenzene	0.15		0.50	ND	U	g								
1,4-Dichlorobenzene	0.072		0.50	ND	U	g								
1,1-Dichloroethene	0.12		0.50	0.15	J	q								
c-1,2-Dichloroethene	0.18		0.50	ND	U	g								
t-1,2-Dichloroethene	0.10		0.50	ND	U	g								
c-1,3-Dichloropropene	0.30		0.50	ND	U	g								
t-1,3-Dichloropropene	0.24		0.50	ND	U	g								
1,2-Dichloropropane	0.19		0.50	ND	U	g								
1,4-Dioxane	9.3		35	ND	U	g								
Ethylbenzene	0.26		0.50	ND	U	g								
2-Hexanone	1.2		5.0	ND	U	g								
4-Methyl-2-Pentanone	0.95		5.0	ND	U	g								
Methyl tert-butyl ether (MTBE)	0.43		5.0	ND	U	g								
Methylene Chloride	0.15		3.0	0.16	B J	a, k, q								
Styrene	0.22		0.50	ND	U	g								
Toluene	0.22		0.50	ND	U	g								
1,1,1-Trichloroethane	0.12		0.50	ND	U	g								
1,1,2-Trichloroethane	0.31		0.50	ND	U	g								
Trichloroethene	0.25		0.50	ND	U	g								
1,2,3-Trichloropropane	0.29		0.50	ND	U	g								
Trichlorofluoromethane	0.16		5.0	ND	U	g								
1,1,2,2-Tetrachloroethane	0.29		0.50	ND	U	g								
Tetrachloroethene	0.23		0.50	ND	U	g								
Vinyl Acetate	0.48		10	ND	U	g								
Vinyl Chloride	0.13		0.50	ND	U	g								
m,p-Xylenes	0.36		0.50	ND	U	g								
o-Xylene	0.41		0.50	ND	U	g								

Project: Beaumont						**Table G-9**							
Site: 1						**Analytical Data Summary**							
Extraction Method: SW5030B						**EPA Method SW8260B**							
Analytical Method: SW8260B													
Matrix: Water			Environmental Samples										
Units: ug/L													
		Field ID:		MW-82				MW-83					
		SDG:		A1A0848				A1A0848					
		Batch ID:		1A17003				1A17003					
		Date:		10-Jan-11				10-Jan-11					
Parameters	MDL		PQL	Result	Validity	Comments	PQL	Result	Validity	Comments			
Acetone	5.0		10	ND	U	g	10	ND	U	g			
Bromodichloromethane	0.11		0.50	ND	U	g	0.50	ND	U	g			
2-Butanone	1.2		3.0	ND	U	g	3.0	ND	U	g			
Bromomethane	0.48		0.50	ND	U	g	0.50	ND	U	g			
Bromoform	0.50		1.0	ND	U	g	1.0	ND	U	g			
Benzene	0.14		0.50	ND	U	g	0.50	ND	U	g			
Carbon Disulfide	0.36		0.50	ND	U	g	0.50	ND	U	g			
Chlorobenzene	0.23		0.50	ND	U	g	0.50	ND	U	g			
Chloroethane	0.35		0.50	ND	U	g	0.50	ND	U	g			
Chloromethane	0.36		0.50	ND	U	g	0.50	ND	U	g			
Carbon Tetrachloride	0.15		0.50	ND	U	g	0.50	ND	U	g			
Chloroform	0.46		0.50	ND	U	g	0.50	ND	U	g			
Dibromochloromethane	0.37		0.50	ND	U	g	0.50	ND	U	g			
1,1-Dichloroethane	0.098		0.50	ND	U	g	0.50	ND	U	g			
1,2-Dichloroethane	0.21		0.50	ND	U	g	0.50	ND	U	g			
1,2-Dichlorobenzene	0.20		0.50	ND	U	g	0.50	ND	U	g			
1,3-Dichlorobenzene	0.15		0.50	ND	U	g	0.50	ND	U	g			
1,4-Dichlorobenzene	0.072		0.50	ND	U	g	0.50	ND	U	g			
1,1-Dichloroethene	0.12		0.50	ND	U	g	0.50	ND	U	g			
c-1,2-Dichloroethene	0.18		0.50	ND	U	g	0.50	ND	U	g			
t-1,2-Dichloroethene	0.10		0.50	ND	U	g	0.50	ND	U	g			
c-1,3-Dichloropropene	0.30		0.50	ND	U	g	0.50	ND	U	g			
t-1,3-Dichloropropene	0.24		0.50	ND	U	g	0.50	ND	U	g			
1,2-Dichloropropane	0.19		0.50	ND	U	g	0.50	ND	U	g			
1,4-Dioxane	9.3		35	ND	U	g	35	ND	U	g			
Ethylbenzene	0.26		0.50	ND	U	g	0.50	ND	U	g			
2-Hexanone	1.2		5.0	ND	U	g	5.0	ND	U	g			
4-Methyl-2-Pentanone	0.95		5.0	ND	U	g	5.0	ND	U	g			
Methyl tert-butyl ether (MTBE)	0.43		5.0	ND	U	g	5.0	ND	U	g			
Methylene Chloride	0.15		3.0	ND	U	g	3.0	2.2	B J	a, q			
Styrene	0.22		0.50	ND	U	g	0.50	ND	U	g			
Toluene	0.22		0.50	ND	U	g	0.50	ND	U	g			
1,1,1-Trichloroethane	0.12		0.50	ND	U	g	0.50	ND	U	g			
1,1,2-Trichloroethane	0.31		0.50	ND	U	g	0.50	ND	U	g			
Trichloroethene	0.25		0.50	ND	U	g	0.50	ND	U	g			
1,2,3-Trichloropropane	0.29		0.50	ND	U	g	0.50	ND	U	g			
Trichlorofluoromethane	0.16		5.0	ND	U	g	5.0	ND	U	g			
1,1,2,2-Tetrachloroethane	0.29		0.50	ND	U	g	0.50	ND	U	g			
Tetrachloroethene	0.23		0.50	ND	U	g	0.50	ND	U	g			
Vinyl Acetate	0.48		10	ND	U	g	10	ND	U	g			
Vinyl Chloride	0.13		0.50	ND	U	g	0.50	ND	U	g			
m,p-Xylenes	0.36		0.50	ND	U	g	0.50	ND	U	g			
o-Xylene	0.41		0.50	ND	U	g	0.50	ND	U	g			

Project: Beaumont						**Table G-9**								
Site: 1						**Analytical Data Summary**								
Extraction Method: SW5030B						**EPA Method SW8260B**								
Analytical Method: SW8260B														
Matrix: Water			Environmental Samples											
Units: ug/L														
		Field ID:		MW-49				MW-49-DUP				MW-61B		
		SDG:		A1A0851				A1A0851				A1A0851		
		Batch ID:		1A17003				1A17003				1A17003		
		Date:		10-Jan-11				10-Jan-11				10-Jan-11		
Parameters	MDL		PQL	Result	Validity	Comments	PQL	Result	Validity	Comments	PQL	Result	Validity	Comments
Acetone	5.0		10	ND	U	g	10	ND	U	g	10	ND	U	g
Bromodichloromethane	0.11		0.50	ND	U	g	0.50	ND	U	g	0.50	ND	U	g
2-Butanone	1.2		3.0	ND	U	g	3.0	ND	U	g	3.0	ND	U	g
Bromomethane	0.48		0.50	ND	U	g	0.50	ND	U	g	0.50	ND	U	g
Bromoform	0.50		1.0	ND	U	g	1.0	ND	U	g	1.0	ND	U	g
Benzene	0.14		0.50	ND	U	g	0.50	ND	U	g	0.50	1.9		g
Carbon Disulfide	0.36		0.50	ND	U	g	0.50	ND	U	g	0.50	ND	U	g
Chlorobenzene	0.23		0.50	ND	U	g	0.50	ND	U	g	0.50	0.49	J	q
Chloroethane	0.35		0.50	ND	U	g	0.50	ND	U	g	0.50	ND	U	g
Chloromethane	0.36		0.50	ND	U	g	0.50	ND	U	g	0.50	ND	U	g
Carbon Tetrachloride	0.15		0.50	ND	U	g	0.50	ND	U	g	0.50	7.2		g
Chloroform	0.46		0.50	ND	U	g	0.50	ND	U	g	0.50	27		g
Dibromochloromethane	0.37		0.50	ND	U	g	0.50	ND	U	g	0.50	ND	U	g
1,1-Dichloroethane	0.098		0.50	0.23	J	q	0.50	0.24	J	q	50	170 *		g
1,2-Dichloroethane	0.21		0.50	ND	U	g	0.50	ND	U	g	0.50	95		g
1,2-Dichlorobenzene	0.20		0.50	ND	U	g	0.50	ND	U	g	0.50	ND	U	g
1,3-Dichlorobenzene	0.15		0.50	ND	U	g	0.50	ND	U	g	0.50	ND	U	g
1,4-Dichlorobenzene	0.072		0.50	ND	U	g	0.50	ND	U	g	0.50	ND	U	g
1,1-Dichloroethene	0.12		0.50	13		g	0.50	14		g	50	7500 *		g
c-1,2-Dichloroethene	0.18		0.50	ND	U	g	0.50	ND	U	g	0.50	41		g
t-1,2-Dichloroethene	0.10		0.50	ND	U	g	0.50	ND	U	g	0.50	3.7		g
c-1,3-Dichloropropene	0.30		0.50	ND	U	g	0.50	ND	U	g	0.50	ND	U	g
t-1,3-Dichloropropene	0.24		0.50	ND	U	g	0.50	ND	U	g	0.50	ND	U	g
1,2-Dichloropropane	0.19		0.50	ND	U	g	0.50	ND	U	g	0.50	ND	U	g
1,4-Dioxane	9.3		35	ND	U	g	35	9.8	J	q	3500	990 *	J	q
Ethylbenzene	0.26		0.50	ND	U	g	0.50	ND	U	g	0.50	ND	U	g
2-Hexanone	1.2		5.0	ND	U	g	5.0	ND	U	g	5.0	ND	U	g
4-Methyl-2-Pentanone	0.95		5.0	ND	U	g	5.0	ND	U	g	5.0	ND	U	g
Methyl tert-butyl ether (MTBE)	0.43		5.0	ND	U	g	5.0	ND	U	g	5.0	ND	U	g
Methylene Chloride	0.15		3.0	ND	U	g	3.0	ND	U	g	3.0	0.39	B J	a, k, q
Styrene	0.22		0.50	ND	U	g	0.50	ND	U	g	0.50	ND	U	g
Toluene	0.22		0.50	ND	U	g	0.50	ND	U	g	0.50	ND	U	g
1,1,1-Trichloroethane	0.12		0.50	0.27	J	q	0.50	0.27	J	q	0.50	5.6		g
1,1,2-Trichloroethane	0.31		0.50	ND	U	g	0.50	ND	U	g	0.50	15		g
Trichloroethene	0.25		0.50	16		g	0.50	16		g	50	1700 *		g
1,2,3-Trichloropropane	0.29		0.50	ND	U	g	0.50	ND	U	g	0.50	ND	U	g
Trichlorofluoromethane	0.16		5.0	ND	U	g	5.0	ND	U	g	5.0	ND	U	g
1,1,2,2-Tetrachloroethane	0.29		0.50	ND	U	g	0.50	ND	U	g	0.50	ND	U	g
Tetrachloroethene	0.23		0.50	ND	U	g	0.50	ND	U	g	0.50	7.9		g
Vinyl Acetate	0.48		10	ND	U	g	10	ND	U	g	10	ND	U	g
Vinyl Chloride	0.13		0.50	ND	U	g	0.50	ND	U	g	0.50	0.47	J	q
m,p-Xylenes	0.36		0.50	ND	U	g	0.50	ND	U	g	0.50	ND	U	g
o-Xylene	0.41		0.50	ND	U	g	0.50	ND	U	g	0.50	ND	U	g
* Sample diluted at a factor of 100														

Project: Beaumont						**Table G-9**							
Site: 1						**Analytical Data Summary**							
Extraction Method: SW5030B						**EPA Method SW8260B**							
Analytical Method: SW8260B													
Matrix: Water			Environmental Samples										
Units: ug/L													
		Field ID:		MW-101				MW-19					
		SDG:		A1A0994				A1A0994					
		Batch ID:		1A18003				1A18003					
		Date:		11-Jan-11				11-Jan-11					
Parameters	MDL		PQL	Result	Validity	Comments	PQL	Result	Validity	Comments			
Acetone	5.0		10	ND	U	g	10	ND	U	g			
Bromodichloromethane	0.11		0.50	ND	U	g	0.50	ND	U	g			
2-Butanone	1.2		3.0	ND	U	g	3.0	ND	U	g			
Bromomethane	0.48		0.50	ND	U	g	0.50	ND	U	g			
Bromoform	0.50		1.0	ND	U	g	1.0	ND	U	g			
Benzene	0.14		0.50	ND	U	g	0.50	ND	U	g			
Carbon Disulfide	0.36		0.50	ND	U	g	0.50	ND	U	g			
Chlorobenzene	0.23		0.50	ND	U	g	0.50	ND	U	g			
Chloroethane	0.35		0.50	ND	U	g	0.50	ND	U	g			
Chloromethane	0.36		0.50	ND	U	g	0.50	ND	U	g			
Carbon Tetrachloride	0.15		0.50	ND	U	g	0.50	ND	U	g			
Chloroform	0.46		0.50	ND	U	g	0.50	ND	U	g			
Dibromochloromethane	0.37		0.50	ND	U	g	0.50	ND	U	g			
1,1-Dichloroethane	0.098		0.50	1.5		g	0.50	2.7		g			
1,2-Dichloroethane	0.21		0.50	0.48	J	q	0.50	0.44	J	q			
1,2-Dichlorobenzene	0.20		0.50	ND	U	g	0.50	ND	U	g			
1,3-Dichlorobenzene	0.15		0.50	ND	U	g	0.50	ND	U	g			
1,4-Dichlorobenzene	0.072		0.50	ND	U	g	0.50	ND	U	g			
1,1-Dichloroethene	0.12		0.50	49		g	0.50	34		g			
c-1,2-Dichloroethene	0.18		0.50	41		g	0.50	0.53		g			
t-1,2-Dichloroethene	0.10		0.50	1.5		g	0.50	ND	U	g			
c-1,3-Dichloropropene	0.30		0.50	ND	U	g	0.50	ND	U	g			
t-1,3-Dichloropropene	0.24		0.50	ND	U	g	0.50	ND	U	g			
1,2-Dichloropropane	0.19		0.50	ND	U	g	0.50	ND	U	g			
1,4-Dioxane	9.3		35	36		g	35	47		g			
Ethylbenzene	0.26		0.50	ND	U	g	0.50	ND	U	g			
2-Hexanone	1.2		5.0	ND	U	g	5.0	ND	U	g			
4-Methyl-2-Pentanone	0.95		5.0	ND	U	g	5.0	ND	U	g			
Methyl tert-butyl ether (MTBE)	0.43		5.0	ND	U	g	5.0	ND	U	g			
Methylene Chloride	0.15		3.0	0.19	B J	k, q	3.0	0.15	B J	k, q			
Styrene	0.22		0.50	ND	U	g	0.50	ND	U	g			
Toluene	0.22		0.50	ND	U	g	0.50	ND	U	g			
1,1,1-Trichloroethane	0.12		0.50	ND	U	g	0.50	0.31	J	q			
1,1,2-Trichloroethane	0.31		0.50	ND	U	g	0.50	ND	U	g			
Trichloroethene	0.25		0.50	41		g	0.50	17		g			
1,2,3-Trichloropropane	0.29		0.50	ND	U	g	0.50	ND	U	g			
Trichlorofluoromethane	0.16		5.0	ND	U	g	5.0	ND	U	g			
1,1,2,2-Tetrachloroethane	0.29		0.50	ND	U	g	0.50	ND	U	g			
Tetrachloroethene	0.23		0.50	ND	U	g	0.50	ND	U	g			
Vinyl Acetate	0.48		10	ND	U	g	10	ND	U	g			
Vinyl Chloride	0.13		0.50	2.2		g	0.50	2.2		g			
m,p-Xylenes	0.36		0.50	ND	U	g	0.50	ND	U	g			
o-Xylene	0.41		0.50	ND	U	g	0.50	ND	U	g			

Project: Beaumont						**Table G-9**								
Site: 1						**Analytical Data Summary**								
Extraction Method: SW5030B						**EPA Method SW8260B**								
Analytical Method: SW8260B														
Matrix: Water			Environmental Samples											
Units: ug/L														
		Field ID:		EW-15										
		SDG:		A1A0998										
		Batch ID:		1A18003										
		Date:		11-Jan-11										
Parameters	MDL		PQL	Result	Validity	Comments								
Acetone	5.0		10	ND	U	g								
Bromodichloromethane	0.11		0.50	ND	U	g								
2-Butanone	1.2		3.0	ND	U	g								
Bromomethane	0.48		0.50	ND	U	g								
Bromoform	0.50		1.0	ND	U	g								
Benzene	0.14		0.50	ND	U	g								
Carbon Disulfide	0.36		0.50	ND	U	g								
Chlorobenzene	0.23		0.50	ND	U	g								
Chloroethane	0.35		0.50	ND	U	g								
Chloromethane	0.36		0.50	ND	U	g								
Carbon Tetrachloride	0.15		0.50	ND	U	g								
Chloroform	0.46		0.50	1.4		g								
Dibromochloromethane	0.37		0.50	ND	U	g								
1,1-Dichloroethane	0.098		0.50	19		g								
1,2-Dichloroethane	0.21		0.50	24		g								
1,2-Dichlorobenzene	0.20		0.50	ND	U	g								
1,3-Dichlorobenzene	0.15		0.50	ND	U	g								
1,4-Dichlorobenzene	0.072		0.50	ND	U	g								
1,1-Dichloroethene	0.12		50	530 *		g								
c-1,2-Dichloroethene	0.18		0.50	12		g								
t-1,2-Dichloroethene	0.10		0.50	ND	U	g								
c-1,3-Dichloropropene	0.30		0.50	ND	U	g								
t-1,3-Dichloropropene	0.24		0.50	ND	U	g								
1,2-Dichloropropane	0.19		0.50	ND	U	g								
1,4-Dioxane	9.3		35	39		g								
Ethylbenzene	0.26		0.50	ND	U	g								
2-Hexanone	1.2		5.0	ND	U	g								
4-Methyl-2-Pentanone	0.95		5.0	ND	U	g								
Methyl tert-butyl ether (MTBE)	0.43		5.0	ND	U	g								
Methylene Chloride	0.15		3.0	0.28	B J	k, q								
Styrene	0.22		0.50	ND	U	g								
Toluene	0.22		0.50	ND	U	g								
1,1,1-Trichloroethane	0.12		0.50	0.19	J	q								
1,1,2-Trichloroethane	0.31		0.50	1.5		g								
Trichloroethene	0.25		50	130 *		g								
1,2,3-Trichloropropane	0.29		0.50	ND	U	g								
Trichlorofluoromethane	0.16		5.0	ND	U	g								
1,1,2,2-Tetrachloroethane	0.29		0.50	ND	U	g								
Tetrachloroethene	0.23		0.50	0.30	J	q								
Vinyl Acetate	0.48		10	ND	U	g								
Vinyl Chloride	0.13		0.50	0.31	J	q								
m,p-Xylenes	0.36		0.50	ND	U	g								
o-Xylene	0.41		0.50	ND	U	g								
* Sample diluted at a factor of 100														

Project: Beaumont						**Table G-9**								
Site: 1						**Analytical Data Summary**								
Extraction Method: SW5030B						**EPA Method SW8260B**								
Analytical Method: SW8260B														
Matrix: Water			Environmental Samples											
Units: ug/L														
		Field ID:		EW-13										
		SDG:		A1A1157										
		Batch ID:		1A24003										
		Date:		12-Jan-11										
Parameters	MDL		PQL	Result	Validity	Comments								
Acetone	5.0		10	ND	U	g								
Bromodichloromethane	0.11		0.50	ND	U	g								
2-Butanone	1.2		3.0	ND	U	g								
Bromomethane	0.48		0.50	ND	U	g								
Bromoform	0.50		1.0	ND	U	g								
Benzene	0.14		0.50	0.89		g								
Carbon Disulfide	0.36		0.50	ND	U	g								
Chlorobenzene	0.23		0.50	ND	U	g								
Chloroethane	0.35		0.50	ND	U	g								
Chloromethane	0.36		0.50	ND	U	g								
Carbon Tetrachloride	0.15		0.50	ND	U	g								
Chloroform	0.46		0.50	1.1		g								
Dibromochloromethane	0.37		0.50	ND	U	g								
1,1-Dichloroethane	0.098		0.50	23		g								
1,2-Dichloroethane	0.21		0.50	47		g								
1,2-Dichlorobenzene	0.20		0.50	ND	U	g								
1,3-Dichlorobenzene	0.15		0.50	ND	U	g								
1,4-Dichlorobenzene	0.072		0.50	ND	U	g								
1,1-Dichloroethene	0.12		50	1900 *		g								
c-1,2-Dichloroethene	0.18		50	130 *		g								
t-1,2-Dichloroethene	0.10		0.50	0.86		g								
c-1,3-Dichloropropene	0.30		0.50	ND	U	g								
t-1,3-Dichloropropene	0.24		0.50	ND	U	g								
1,2-Dichloropropane	0.19		0.50	ND	U	g								
1,4-Dioxane	9.3		35	370		g								
Ethylbenzene	0.26		0.50	ND	U	g								
2-Hexanone	1.2		5.0	ND	U	g								
4-Methyl-2-Pentanone	0.95		5.0	ND	U	g								
Methyl tert-butyl ether (MTBE)	0.43		5.0	ND	U	g								
Methylene Chloride	0.15		3.0	0.90	B J	k, q								
Styrene	0.22		0.50	ND	U	g								
Toluene	0.22		0.50	ND	U	g								
1,1,1-Trichloroethane	0.12		0.50	0.13	J	q								
1,1,2-Trichloroethane	0.31		0.50	7.2		g								
Trichloroethene	0.25		50	560 *		g								
1,2,3-Trichloropropane	0.29		0.50	ND	U	g								
Trichlorofluoromethane	0.16		5.0	ND	U	g								
1,1,2,2-Tetrachloroethane	0.29		0.50	ND	U	g								
Tetrachloroethene	0.23		0.50	2.1		g								
Vinyl Acetate	0.48		10	ND	U	g								
Vinyl Chloride	0.13		0.50	36		g								
m,p-Xylenes	0.36		0.50	ND	U	g								
o-Xylene	0.41		0.50	ND	U	g								
* Sample diluted at a factor of 100														

Project: Beaumont						**Table G-9**								
Site: 1						**Analytical Data Summary**								
Extraction Method: SW5030B						**EPA Method SW8260B**								
Analytical Method: SW8260B														
Matrix: Water			Environmental Samples											
Units: ug/L														
		Field ID:		MW-61C										
		SDG:		A1A1161										
		Batch ID:		1A24003										
		Date:		12-Jan-11										
Parameters	MDL		PQL	Result	Validity	Comments								
Acetone	5.0		10	ND	U	g								
Bromodichloromethane	0.11		0.50	ND	U	g								
2-Butanone	1.2		3.0	ND	U	g								
Bromomethane	0.48		0.50	ND	U	g								
Bromoform	0.50		1.0	ND	U	g								
Benzene	0.14		0.50	ND	U	g								
Carbon Disulfide	0.36		0.50	0.42	J	q								
Chlorobenzene	0.23		0.50	ND	U	g								
Chloroethane	0.35		0.50	ND	U	g								
Chloromethane	0.36		0.50	ND	U	g								
Carbon Tetrachloride	0.15		0.50	ND	U	g								
Chloroform	0.46		0.50	1.2		g								
Dibromochloromethane	0.37		0.50	ND	U	g								
1,1-Dichloroethane	0.098		0.50	4.2		g								
1,2-Dichloroethane	0.21		0.50	3.3		g								
1,2-Dichlorobenzene	0.20		0.50	ND	U	g								
1,3-Dichlorobenzene	0.15		0.50	ND	U	g								
1,4-Dichlorobenzene	0.072		0.50	ND	U	g								
1,1-Dichloroethene	0.12		5.0	170 *		g								
c-1,2-Dichloroethene	0.18		0.50	0.97		g								
t-1,2-Dichloroethene	0.10		0.50	ND	U	g								
c-1,3-Dichloropropene	0.30		0.50	ND	U	g								
t-1,3-Dichloropropene	0.24		0.50	ND	U	g								
1,2-Dichloropropane	0.19		0.50	ND	U	g								
1,4-Dioxane	9.3		35	10	J	q								
Ethylbenzene	0.26		0.50	ND	U	g								
2-Hexanone	1.2		5.0	ND	U	g								
4-Methyl-2-Pentanone	0.95		5.0	ND	U	g								
Methyl tert-butyl ether (MTBE)	0.43		5.0	ND	U	g								
Methylene Chloride	0.15		3.0	0.19	B J	k, q								
Styrene	0.22		0.50	ND	U	g								
Toluene	0.22		0.50	ND	U	g								
1,1,1-Trichloroethane	0.12		0.50	0.13	J	q								
1,1,2-Trichloroethane	0.31		0.50	0.35	J	q								
Trichloroethene	0.25		0.50	43		g								
1,2,3-Trichloropropane	0.29		0.50	ND	U	g								
Trichlorofluoromethane	0.16		5.0	ND	U	g								
1,1,2,2-Tetrachloroethane	0.29		0.50	ND	U	g								
Tetrachloroethene	0.23		0.50	ND	U	g								
Vinyl Acetate	0.48		10	ND	U	g								
Vinyl Chloride	0.13		0.50	ND	U	g								
m,p-Xylenes	0.36		0.50	ND	U	g								
o-Xylene	0.41		0.50	ND	U	g								
* Sample diluted at a factor of 10														

Project: Beaumont						**Table G-9**								
Site: 1						**Analytical Data Summary**								
Extraction Method: SW5030B						**EPA Method SW8260B**								
Analytical Method: SW8260B														
Matrix: Water			Environmental Samples											
Units: ug/L														
		Field ID:		F33-TW3				F33-TW3-DUP				MW-70		
		SDG:		A1A1282				A1A1282				A1A1282		
		Batch ID:		1A24003				1A24003				1A24003		
		Date:		13-Jan-11				13-Jan-11				13-Jan-11		
Parameters	MDL		PQL	Result	Validity	Comments	PQL	Result	Validity	Comments	PQL	Result	Validity	Comments
Acetone	5.0		10	ND	U	g	10	ND	U	g	10	ND	U	g
Bromodichloromethane	0.11		0.50	ND	U	g	0.50	ND	U	g	0.50	ND	U	g
2-Butanone	1.2		3.0	ND	U	g	3.0	ND	U	g	3.0	ND	U	g
Bromomethane	0.48		0.50	ND	U	g	0.50	ND	U	g	0.50	ND	U	g
Bromoform	0.50		1.0	ND	U	g	1.0	ND	U	g	1.0	ND	U	g
Benzene	0.14		0.50	ND	U	g	0.50	ND	U	g	0.50	ND	U	g
Carbon Disulfide	0.36		0.50	ND	U	g	0.50	ND	U	g	0.50	ND	U	g
Chlorobenzene	0.23		0.50	ND	U	g	0.50	ND	U	g	0.50	ND	U	g
Chloroethane	0.35		0.50	ND	U	g	0.50	ND	U	g	0.50	ND	U	g
Chloromethane	0.36		0.50	ND	U	g	0.50	ND	U	g	0.50	ND	U	g
Carbon Tetrachloride	0.15		0.50	ND	U	g	0.50	ND	U	g	0.50	ND	U	g
Chloroform	0.46		0.50	ND	U	g	0.50	ND	U	g	0.50	ND	U	g
Dibromochloromethane	0.37		0.50	ND	U	g	0.50	ND	U	g	0.50	ND	U	g
1,1-Dichloroethane	0.098		0.50	ND	U	g	0.50	ND	U	g	0.50	ND	U	g
1,2-Dichloroethane	0.21		0.50	ND	U	g	0.50	ND	U	g	0.50	ND	U	g
1,2-Dichlorobenzene	0.20		0.50	ND	U	g	0.50	ND	U	g	0.50	ND	U	g
1,3-Dichlorobenzene	0.15		0.50	ND	U	g	0.50	ND	U	g	0.50	ND	U	g
1,4-Dichlorobenzene	0.072		0.50	ND	U	g	0.50	ND	U	g	0.50	ND	U	g
1,1-Dichloroethene	0.12		0.50	ND	U	g	0.50	ND	U	g	0.50	ND	U	g
c-1,2-Dichloroethene	0.18		0.50	ND	U	g	0.50	ND	U	g	0.50	ND	U	g
t-1,2-Dichloroethene	0.10		0.50	ND	U	g	0.50	ND	U	g	0.50	ND	U	g
c-1,3-Dichloropropene	0.30		0.50	ND	U	g	0.50	ND	U	g	0.50	ND	U	g
t-1,3-Dichloropropene	0.24		0.50	ND	U	g	0.50	ND	U	g	0.50	ND	U	g
1,2-Dichloropropane	0.19		0.50	ND	U	g	0.50	ND	U	g	0.50	ND	U	g
1,4-Dioxane	9.3		35	ND	U	g	35	ND	U	g	35	ND	U	g
Ethylbenzene	0.26		0.50	ND	U	g	0.50	ND	U	g	0.50	ND	U	g
2-Hexanone	1.2		5.0	ND	U	g	5.0	ND	U	g	5.0	ND	U	g
4-Methyl-2-Pentanone	0.95		5.0	ND	U	g	5.0	ND	U	g	5.0	ND	U	g
Methyl tert-butyl ether (MTBE)	0.43		5.0	ND	U	g	5.0	ND	U	g	5.0	ND	U	g
Methylene Chloride	0.15		3.0	0.23	B J	k, q	3.0	0.30	B J	k, q	3.0	0.22	B J	k, q
Styrene	0.22		0.50	ND	U	g	0.50	ND	U	g	0.50	ND	U	g
Toluene	0.22		0.50	ND	U	g	0.50	ND	U	g	0.50	ND	U	g
1,1,1-Trichloroethane	0.12		0.50	ND	U	g	0.50	ND	U	g	0.50	ND	U	g
1,1,2-Trichloroethane	0.31		0.50	ND	U	g	0.50	ND	U	g	0.50	ND	U	g
Trichloroethene	0.25		0.50	ND	U	g	0.50	ND	U	g	0.50	ND	U	g
1,2,3-Trichloropropane	0.29		0.50	ND	U	g	0.50	ND	U	g	0.50	ND	U	g
Trichlorofluoromethane	0.16		5.0	ND	U	g	5.0	ND	U	g	5.0	ND	U	g
1,1,2,2-Tetrachloroethane	0.29		0.50	ND	U	g	0.50	ND	U	g	0.50	ND	U	g
Tetrachloroethene	0.23		0.50	ND	U	g	0.50	ND	U	g	0.50	ND	U	g
Vinyl Acetate	0.48		10	ND	U	g	10	ND	U	g	10	ND	U	g
Vinyl Chloride	0.13		0.50	ND	U	g	0.50	ND	U	g	0.50	ND	U	g
m,p-Xylenes	0.36		0.50	ND	U	g	0.50	ND	U	g	0.50	ND	U	g
o-Xylene	0.41		0.50	ND	U	g	0.50	ND	U	g	0.50	ND	U	g

Project: Beaumont						**Table G-9**							
Site: 1						**Analytical Data Summary**							
Extraction Method: SW5030B						**EPA Method SW8260B**							
Analytical Method: SW8260B													
Matrix: Water			Environmental Samples										
Units: ug/L													
		Field ID:		IW-03				MW-102					
		SDG:		A1A1492				A1A1492					
		Batch ID:		1A24003				1A24003					
		Date:		17-Jan-11				17-Jan-11					
Parameters	MDL		PQL	Result	Validity	Comments	PQL	Result	Validity	Comments			
Acetone	5.0		10	ND	U	g	10	ND	U	g			
Bromodichloromethane	0.11		0.50	ND	U	g	0.50	ND	U	g			
2-Butanone	1.2		3.0	ND	U	g	3.0	ND	U	g			
Bromomethane	0.48		0.50	ND	U	g	0.50	ND	U	g			
Bromoform	0.50		1.0	ND	U	g	1.0	ND	U	g			
Benzene	0.14		0.50	0.21	J	q	0.50	ND	U	g			
Carbon Disulfide	0.36		0.50	ND	U	g	0.50	ND	U	g			
Chlorobenzene	0.23		0.50	ND	U	g	0.50	ND	U	g			
Chloroethane	0.35		0.50	ND	U	g	0.50	ND	U	g			
Chloromethane	0.36		0.50	ND	U	g	0.50	ND	U	g			
Carbon Tetrachloride	0.15		0.50	ND	U	g	0.50	ND	U	g			
Chloroform	0.46		0.50	ND	U	g	0.50	ND	U	g			
Dibromochloromethane	0.37		0.50	ND	U	g	0.50	ND	U	g			
1,1-Dichloroethane	0.098		0.50	1.8		g	0.50	1.5		g			
1,2-Dichloroethane	0.21		0.50	0.38	J	q	0.50	0.25	J	q			
1,2-Dichlorobenzene	0.20		0.50	ND	U	g	0.50	ND	U	g			
1,3-Dichlorobenzene	0.15		0.50	ND	U	g	0.50	ND	U	g			
1,4-Dichlorobenzene	0.072		0.50	ND	U	g	0.50	ND	U	g			
1,1-Dichloroethene	0.12		0.50	47		g	0.50	19		g			
c-1,2-Dichloroethene	0.18		0.50	1.5		g	0.50	29		g			
t-1,2-Dichloroethene	0.10		0.50	ND	U	g	0.50	1.9		g			
c-1,3-Dichloropropene	0.30		0.50	ND	U	g	0.50	ND	U	g			
t-1,3-Dichloropropene	0.24		0.50	ND	U	g	0.50	ND	U	g			
1,2-Dichloropropane	0.19		0.50	ND	U	g	0.50	ND	U	g			
1,4-Dioxane	9.3		35	17	J	q	35	18	J	q			
Ethylbenzene	0.26		0.50	ND	U	g	0.50	ND	U	g			
2-Hexanone	1.2		5.0	ND	U	g	5.0	ND	U	g			
4-Methyl-2-Pentanone	0.95		5.0	ND	U	g	5.0	ND	U	g			
Methyl tert-butyl ether (MTBE)	0.43		5.0	ND	U	g	5.0	ND	U	g			
Methylene Chloride	0.15		3.0	0.15	B J	k, q	3.0	0.15	B J	k, q			
Styrene	0.22		0.50	ND	U	g	0.50	ND	U	g			
Toluene	0.22		0.50	ND	U	g	0.50	ND	U	g			
1,1,1-Trichloroethane	0.12		0.50	ND	U	g	0.50	ND	U	g			
1,1,2-Trichloroethane	0.31		0.50	ND	U	g	0.50	ND	U	g			
Trichloroethene	0.25		0.50	43		g	0.50	14		g			
1,2,3-Trichloropropane	0.29		0.50	ND	U	g	0.50	ND	U	g			
Trichlorofluoromethane	0.16		5.0	ND	U	g	5.0	ND	U	g			
1,1,2,2-Tetrachloroethane	0.29		0.50	ND	U	g	0.50	ND	U	g			
Tetrachloroethene	0.23		0.50	ND	U	g	0.50	ND	U	g			
Vinyl Acetate	0.48		10	ND	U	g	10	ND	U	g			
Vinyl Chloride	0.13		0.50	ND	U	g	0.50	3.2		g			
m,p-Xylenes	0.36		0.50	ND	U	g	0.50	ND	U	g			
o-Xylene	0.41		0.50	ND	U	g	0.50	ND	U	g			

Project: Beaumont						**Table G-9**								
Site: 1						**Analytical Data Summary**								
Extraction Method: SW5030B						**EPA Method SW8260B**								
Analytical Method: SW8260B														
Matrix: Water			Environmental Samples											
Units: ug/L														
		Field ID:		IW-04										
		SDG:		A1A1500										
		Batch ID:		1A24003										
		Date:		17-Jan-11										
Parameters	MDL		PQL	Result	Validity	Comments								
Acetone	5.0		10	ND	U	g								
Bromodichloromethane	0.11		0.50	ND	U	g								
2-Butanone	1.2		3.0	ND	U	g								
Bromomethane	0.48		0.50	ND	U	g								
Bromoform	0.50		1.0	ND	U	g								
Benzene	0.14		0.50	0.25	J	q								
Carbon Disulfide	0.36		0.50	ND	U	g								
Chlorobenzene	0.23		0.50	ND	U	g								
Chloroethane	0.35		0.50	0.67		g								
Chloromethane	0.36		0.50	ND	U	g								
Carbon Tetrachloride	0.15		0.50	ND	U	g								
Chloroform	0.46		0.50	ND	U	g								
Dibromochloromethane	0.37		0.50	ND	U	g								
1,1-Dichloroethane	0.098		0.50	0.33	J	q								
1,2-Dichloroethane	0.21		0.50	0.33	J	q								
1,2-Dichlorobenzene	0.20		0.50	ND	U	g								
1,3-Dichlorobenzene	0.15		0.50	ND	U	g								
1,4-Dichlorobenzene	0.072		0.50	ND	U	g								
1,1-Dichloroethene	0.12		0.50	25		g								
c-1,2-Dichloroethene	0.18		0.50	1.8		g								
t-1,2-Dichloroethene	0.10		0.50	0.40	J	q								
c-1,3-Dichloropropene	0.30		0.50	ND	U	g								
t-1,3-Dichloropropene	0.24		0.50	ND	U	g								
1,2-Dichloropropane	0.19		0.50	ND	U	g								
1,4-Dioxane	9.3		35	22	J	q								
Ethylbenzene	0.26		0.50	ND	U	g								
2-Hexanone	1.2		5.0	ND	U	g								
4-Methyl-2-Pentanone	0.95		5.0	ND	U	g								
Methyl tert-butyl ether (MTBE)	0.43		5.0	ND	U	g								
Methylene Chloride	0.15		3.0	0.40	B J	k, q								
Styrene	0.22		0.50	ND	U	g								
Toluene	0.22		0.50	0.32	J	q								
1,1,1-Trichloroethane	0.12		0.50	ND	U	g								
1,1,2-Trichloroethane	0.31		0.50	ND	U	g								
Trichloroethene	0.25		0.50	18		g								
1,2,3-Trichloropropane	0.29		0.50	ND	U	g								
Trichlorofluoromethane	0.16		5.0	ND	U	g								
1,1,2,2-Tetrachloroethane	0.29		0.50	ND	U	g								
Tetrachloroethene	0.23		0.50	ND	U	g								
Vinyl Acetate	0.48		10	ND	U	g								
Vinyl Chloride	0.13		0.50	0.83		g								
m,p-Xylenes	0.36		0.50	ND	U	g								
o-Xylene	0.41		0.50	ND	U	g								

Project: Beaumont						**Table G-9**								
Site: 1						**Analytical Data Summary**								
Extraction Method: SW5030B						**EPA Method SW8260B**								
Analytical Method: SW8260B														
Matrix: Water			Environmental Samples											
Units: ug/L														
		Field ID:		IW-01				MW-50				MW-52		
		SDG:		A1A1640				A1A1640				A1A1640		
		Batch ID:		1A31044				1A31044				1A31044		
		Date:		18-Jan-11				18-Jan-11				18-Jan-11		
Parameters	MDL		PQL	Result	Validity	Comments	PQL	Result	Validity	Comments	PQL	Result	Validity	Comments
Acetone	5.0		10	ND	U	g	10	ND	U	g	10	ND	U	g
Bromodichloromethane	0.11		0.50	ND	U	g	0.50	ND	U	g	0.50	ND	U	g
2-Butanone	1.2		3.0	ND	U	g	3.0	ND	U	g	3.0	ND	U	g
Bromomethane	0.48		0.50	ND	U	g	0.50	ND	U	g	0.50	ND	U	g
Bromoform	0.50		1.0	ND	U	g	1.0	ND	U	g	1.0	ND	U	g
Benzene	0.14		0.50	ND	U	g	0.50	ND	U	g	0.50	ND	U	g
Carbon Disulfide	0.36		0.50	ND	U	g	0.50	ND	U	g	0.50	ND	U	g
Chlorobenzene	0.23		0.50	ND	U	g	0.50	ND	U	g	0.50	ND	U	g
Chloroethane	0.35		0.50	ND	U	g	0.50	ND	U	g	0.50	ND	U	g
Chloromethane	0.36		0.50	ND	U	g	0.50	ND	U	g	0.50	ND	U	g
Carbon Tetrachloride	0.15		0.50	ND	U	g	0.50	ND	U	g	0.50	ND	U	g
Chloroform	0.46		0.50	ND	U	g	0.50	ND	U	g	0.50	0.52		g
Dibromochloromethane	0.37		0.50	ND	U	g	0.50	ND	U	g	0.50	ND	U	g
1,1-Dichloroethane	0.098		0.50	ND	U	g	0.50	0.75		g	0.50	0.78		g
1,2-Dichloroethane	0.21		0.50	ND	U	g	0.50	0.49	J	q	0.50	0.41	J	q
1,2-Dichlorobenzene	0.20		0.50	ND	U	g	0.50	ND	U	g	0.50	ND	U	g
1,3-Dichlorobenzene	0.15		0.50	ND	U	g	0.50	ND	U	g	0.50	ND	U	g
1,4-Dichlorobenzene	0.072		0.50	ND	U	g	0.50	ND	U	g	0.50	ND	U	g
1,1-Dichloroethene	0.12		0.50	ND	U	g	0.50	28		g	0.50	43		g
c-1,2-Dichloroethene	0.18		0.50	ND	U	g	0.50	ND	U	g	0.50	0.20	J	q
t-1,2-Dichloroethene	0.10		0.50	ND	U	g	0.50	ND	U	g	0.50	ND	U	g
c-1,3-Dichloropropene	0.30		0.50	ND	U	g	0.50	ND	U	g	0.50	ND	U	g
t-1,3-Dichloropropene	0.24		0.50	ND	U	g	0.50	ND	U	g	0.50	ND	U	g
1,2-Dichloropropane	0.19		0.50	ND	U	g	0.50	ND	U	g	0.50	ND	U	g
1,4-Dioxane	9.3		35	ND	U	g	35	ND	U	g	35	17	J	q
Ethylbenzene	0.26		0.50	ND	U	g	0.50	ND	U	g	0.50	ND	U	g
2-Hexanone	1.2		5.0	ND	U	g	5.0	ND	U	g	5.0	ND	U	g
4-Methyl-2-Pentanone	0.95		5.0	ND	U	g	5.0	ND	U	g	5.0	ND	U	g
Methyl tert-butyl ether (MTBE)	0.43		5.0	ND	U	g	5.0	ND	U	g	5.0	ND	U	g
Methylene Chloride	0.15		3.0	0.17	B J	k, q	3.0	ND	U	g	3.0	0.29	B J	k, q
Styrene	0.22		0.50	ND	U	g	0.50	ND	U	g	0.50	ND	U	g
Toluene	0.22		0.50	ND	U	g	0.50	ND	U	g	0.50	ND	U	g
1,1,1-Trichloroethane	0.12		0.50	ND	U	g	0.50	0.31	J	q	0.50	0.26	J	q
1,1,2-Trichloroethane	0.31		0.50	ND	U	g	0.50	ND	U	g	0.50	ND	U	g
Trichloroethene	0.25		0.50	ND	U	g	0.50	29		g	0.50	43		g
1,2,3-Trichloropropane	0.29		0.50	ND	U	g	0.50	ND	U	g	0.50	ND	U	g
Trichlorofluoromethane	0.16		5.0	ND	U	g	5.0	ND	U	g	5.0	ND	U	g
1,1,2,2-Tetrachloroethane	0.29		0.50	ND	U	g	0.50	ND	U	g	0.50	ND	U	g
Tetrachloroethene	0.23		0.50	ND	U	g	0.50	ND	U	g	0.50	ND	U	g
Vinyl Acetate	0.48		10	ND	U	g	10	ND	U	g	10	ND	U	g
Vinyl Chloride	0.13		0.50	ND	U	g	0.50	ND	U	g	0.50	ND	U	g
m,p-Xylenes	0.36		0.50	ND	U	g	0.50	ND	U	g	0.50	ND	U	g
o-Xylene	0.41		0.50	ND	U	g	0.50	ND	U	g	0.50	ND	U	g

Project: Beaumont						**Table G-9**							
Site: 1						**Analytical Data Summary**							
Extraction Method: SW5030B						**EPA Method SW8260B**							
Analytical Method: SW8260B													
Matrix: Water			Environmental Samples										
Units: ug/L													
		Field ID:		IW-02				MW-51					
		SDG:		A1A1650				A1A1650					
		Batch ID:		1A24003				1A24003					
		Date:		18-Jan-11				18-Jan-11					
Parameters	MDL		PQL	Result	Validity	Comments	PQL	Result	Validity	Comments			
Acetone	5.0		10	ND	U	g	10	ND	U	g			
Bromodichloromethane	0.11		0.50	ND	U	g	0.50	ND	U	g			
2-Butanone	1.2		3.0	ND	U	g	3.0	ND	U	g			
Bromomethane	0.48		0.50	ND	U	g	0.50	ND	U	g			
Bromoform	0.50		1.0	ND	U	g	1.0	ND	U	g			
Benzene	0.14		0.50	ND	U	g	0.50	ND	U	g			
Carbon Disulfide	0.36		0.50	ND	U	g	0.50	ND	U	g			
Chlorobenzene	0.23		0.50	ND	U	g	0.50	ND	U	g			
Chloroethane	0.35		0.50	ND	U	g	0.50	ND	U	g			
Chloromethane	0.36		0.50	ND	U	g	0.50	ND	U	g			
Carbon Tetrachloride	0.15		0.50	ND	U	g	0.50	ND	U	g			
Chloroform	0.46		0.50	ND	U	g	0.50	0.53		g			
Dibromochloromethane	0.37		0.50	ND	U	g	0.50	ND	U	g			
1,1-Dichloroethane	0.098		0.50	ND	U	g	0.50	0.49	J	q			
1,2-Dichloroethane	0.21		0.50	ND	U	g	0.50	0.21	J	q			
1,2-Dichlorobenzene	0.20		0.50	ND	U	g	0.50	ND	U	g			
1,3-Dichlorobenzene	0.15		0.50	ND	U	g	0.50	ND	U	g			
1,4-Dichlorobenzene	0.072		0.50	ND	U	g	0.50	ND	U	g			
1,1-Dichloroethene	0.12		0.50	0.51	B	k	0.50	25		g			
c-1,2-Dichloroethene	0.18		0.50	ND	U	g	0.50	ND	U	g			
t-1,2-Dichloroethene	0.10		0.50	ND	U	g	0.50	ND	U	g			
c-1,3-Dichloropropene	0.30		0.50	ND	U	g	0.50	ND	U	g			
t-1,3-Dichloropropene	0.24		0.50	ND	U	g	0.50	ND	U	g			
1,2-Dichloropropane	0.19		0.50	ND	U	g	0.50	ND	U	g			
1,4-Dioxane	9.3		35	ND	U	g	35	20	J	q			
Ethylbenzene	0.26		0.50	ND	U	g	0.50	ND	U	g			
2-Hexanone	1.2		5.0	ND	U	g	5.0	ND	U	g			
4-Methyl-2-Pentanone	0.95		5.0	ND	U	g	5.0	ND	U	g			
Methyl tert-butyl ether (MTBE)	0.43		5.0	ND	U	g	5.0	ND	U	g			
Methylene Chloride	0.15		3.0	ND	U	g	3.0	ND	U	g			
Styrene	0.22		0.50	ND	U	g	0.50	ND	U	g			
Toluene	0.22		0.50	ND	U	g	0.50	ND	U	g			
1,1,1-Trichloroethane	0.12		0.50	ND	U	g	0.50	0.44	J	q			
1,1,2-Trichloroethane	0.31		0.50	ND	U	g	0.50	ND	U	g			
Trichloroethene	0.25		0.50	1.2	B	k	0.50	28		g			
1,2,3-Trichloropropane	0.29		0.50	ND	U	g	0.50	ND	U	g			
Trichlorofluoromethane	0.16		5.0	ND	U	g	5.0	ND	U	g			
1,1,2,2-Tetrachloroethane	0.29		0.50	ND	U	g	0.50	ND	U	g			
Tetrachloroethene	0.23		0.50	ND	U	g	0.50	ND	U	g			
Vinyl Acetate	0.48		10	ND	U	g	10	ND	U	g			
Vinyl Chloride	0.13		0.50	ND	U	g	0.50	ND	U	g			
m,p-Xylenes	0.36		0.50	ND	U	g	0.50	ND	U	g			
o-Xylene	0.41		0.50	ND	U	g	0.50	ND	U	g			

Project: Beaumont						**Table G-9**								
Site: 1						**Analytical Data Summary**								
Extraction Method: SW5030B						**EPA Method SW8260B**								
Analytical Method: SW8260B														
Matrix: Water			Environmental Samples											
Units: ug/L														
		Field ID:		MW-44										
		SDG:		A1A1779										
		Batch ID:		1A31044										
		Date:		19-Jan-11										
Parameters	MDL		PQL	Result	Validity	Comments								
Acetone	5.0		10	ND	U	g								
Bromodichloromethane	0.11		0.50	ND	U	g								
2-Butanone	1.2		3.0	ND	U	g								
Bromomethane	0.48		0.50	ND	U	g								
Bromoform	0.50		1.0	ND	U	g								
Benzene	0.14		0.50	ND	U	g								
Carbon Disulfide	0.36		0.50	ND	U	g								
Chlorobenzene	0.23		0.50	ND	U	g								
Chloroethane	0.35		0.50	ND	U	g								
Chloromethane	0.36		0.50	ND	U	g								
Carbon Tetrachloride	0.15		0.50	ND	U	g								
Chloroform	0.46		0.50	1.5		g								
Dibromochloromethane	0.37		0.50	ND	U	g								
1,1-Dichloroethane	0.098		0.50	2.3		g								
1,2-Dichloroethane	0.21		0.50	0.79		g								
1,2-Dichlorobenzene	0.20		0.50	ND	U	g								
1,3-Dichlorobenzene	0.15		0.50	ND	U	g								
1,4-Dichlorobenzene	0.072		0.50	ND	U	g								
1,1-Dichloroethene	0.12		0.50	88		g								
c-1,2-Dichloroethene	0.18		0.50	0.40	J	q								
t-1,2-Dichloroethene	0.10		0.50	ND	U	g								
c-1,3-Dichloropropene	0.30		0.50	ND	U	g								
t-1,3-Dichloropropene	0.24		0.50	ND	U	g								
1,2-Dichloropropane	0.19		0.50	ND	U	g								
1,4-Dioxane	9.3		35	23	J	q								
Ethylbenzene	0.26		0.50	ND	U	g								
2-Hexanone	1.2		5.0	ND	U	g								
4-Methyl-2-Pentanone	0.95		5.0	ND	U	g								
Methyl tert-butyl ether (MTBE)	0.43		5.0	ND	U	g								
Methylene Chloride	0.15		3.0	0.26	B J	k, q								
Styrene	0.22		0.50	ND	U	g								
Toluene	0.22		0.50	ND	U	g								
1,1,1-Trichloroethane	0.12		0.50	0.34	J	q								
1,1,2-Trichloroethane	0.31		0.50	0.36	J	q								
Trichloroethene	0.25		0.50	100		g								
1,2,3-Trichloropropane	0.29		0.50	ND	U	g								
Trichlorofluoromethane	0.16		5.0	ND	U	g								
1,1,2,2-Tetrachloroethane	0.29		0.50	ND	U	g								
Tetrachloroethene	0.23		0.50	ND	U	g								
Vinyl Acetate	0.48		10	ND	U	g								
Vinyl Chloride	0.13		0.50	ND	U	g								
m,p-Xylenes	0.36		0.50	ND	U	g								
o-Xylene	0.41		0.50	ND	U	g								

Project: Beaumont						**Table G-9**							
Site: 1						**Analytical Data Summary**							
Extraction Method: SW5030B						**EPA Method SW8260B**							
Analytical Method: SW8260B													
Matrix: Water			Environmental Samples										
Units: ug/L													
		Field ID:		EW-18				IW-05					
		SDG:		A1A1785				A1A1785					
		Batch ID:		1A31044				1A31044					
		Date:		19-Jan-11				19-Jan-11					
Parameters	MDL		PQL	Result	Validity	Comments	PQL	Result	Validity	Comments			
Acetone	5.0		10	ND	U	g	10	ND	U	g			
Bromodichloromethane	0.11		0.50	ND	U	g	0.50	ND	U	g			
2-Butanone	1.2		3.0	ND	U	g	3.0	ND	U	g			
Bromomethane	0.48		0.50	ND	U	g	0.50	ND	U	g			
Bromoform	0.50		1.0	ND	U	g	1.0	ND	U	g			
Benzene	0.14		0.50	3.1		g	0.50	ND	U	g			
Carbon Disulfide	0.36		0.50	ND	U	g	0.50	ND	U	g			
Chlorobenzene	0.23		0.50	0.46	J	q	0.50	ND	U	g			
Chloroethane	0.35		0.50	1.2		g	0.50	ND	U	g			
Chloromethane	0.36		0.50	ND	U	g	0.50	ND	U	g			
Carbon Tetrachloride	0.15		0.50	1.4		g	0.50	ND	U	g			
Chloroform	0.46		0.50	18		g	0.50	0.47	J	q			
Dibromochloromethane	0.37		0.50	ND	U	g	0.50	ND	U	g			
1,1-Dichloroethane	0.098		50	190 *		g	0.50	1.1		g			
1,2-Dichloroethane	0.21		50	210 *		g	0.50	0.42	J	q			
1,2-Dichlorobenzene	0.20		0.50	ND	U	g	0.50	ND	U	g			
1,3-Dichlorobenzene	0.15		0.50	ND	U	g	0.50	ND	U	g			
1,4-Dichlorobenzene	0.072		0.50	ND	U	g	0.50	ND	U	g			
1,1-Dichloroethene	0.12		50	6900 *		g	0.50	28		g			
c-1,2-Dichloroethene	0.18		0.50	84		g	0.50	0.65		g			
t-1,2-Dichloroethene	0.10		0.50	4.2		g	0.50	ND	U	g			
c-1,3-Dichloropropene	0.30		0.50	ND	U	g	0.50	ND	U	g			
t-1,3-Dichloropropene	0.24		0.50	ND	U	g	0.50	ND	U	g			
1,2-Dichloropropane	0.19		0.50	ND	U	g	0.50	ND	U	g			
1,4-Dioxane	9.3		35	430		g	35	30	J	q			
Ethylbenzene	0.26		0.50	ND	U	g	0.50	ND	U	g			
2-Hexanone	1.2		5.0	ND	U	g	5.0	ND	U	g			
4-Methyl-2-Pentanone	0.95		5.0	ND	U	g	5.0	ND	U	g			
Methyl tert-butyl ether (MTBE)	0.43		5.0	ND	U	g	5.0	ND	U	g			
Methylene Chloride	0.15		3.0	1.8	B J	k, q	3.0	0.22	B J	k, q			
Styrene	0.22		0.50	ND	U	g	0.50	ND	U	g			
Toluene	0.22		0.50	0.22	J	q	0.50	ND	U	g			
1,1,1-Trichloroethane	0.12		0.50	1.9		g	0.50	ND	U	g			
1,1,2-Trichloroethane	0.31		0.50	13		g	0.50	ND	U	g			
Trichloroethene	0.25		50	1900 *		g	0.50	42		g			
1,2,3-Trichloropropane	0.29		0.50	ND	U	g	0.50	ND	U	g			
Trichlorofluoromethane	0.16		5.0	ND	U	g	5.0	ND	U	g			
1,1,2,2-Tetrachloroethane	0.29		0.50	ND	U	g	0.50	ND	U	g			
Tetrachloroethene	0.23		0.50	5.4		g	0.50	ND	U	g			
Vinyl Acetate	0.48		10	ND	U	g	10	ND	U	g			
Vinyl Chloride	0.13		0.50	3.4		g	0.50	ND	U	g			
m,p-Xylenes	0.36		0.50	ND	U	g	0.50	ND	U	g			
o-Xylene	0.41		0.50	ND	U	g	0.50	ND	U	g			
* Sample diluted at a factor of 100													

Project: Beaumont						**Table G-9**								
Site: 1						**Analytical Data Summary**								
Extraction Method: SW5030B						**EPA Method SW8260B**								
Analytical Method: SW8260B														
Matrix: Water			Environmental Samples											
Units: ug/L														
		Field ID:		MW-68										
		SDG:		A1A1792										
		Batch ID:		1A31044										
		Date:		19-Jan-11										
Parameters	MDL		PQL	Result	Validity	Comments								
Acetone	5.0		10	ND	U	g								
Bromodichloromethane	0.11		0.50	ND	U	g								
2-Butanone	1.2		3.0	ND	U	g								
Bromomethane	0.48		0.50	ND	U	g								
Bromoform	0.50		1.0	ND	U	g								
Benzene	0.14		0.50	ND	U	g								
Carbon Disulfide	0.36		0.50	ND	U	g								
Chlorobenzene	0.23		0.50	ND	U	g								
Chloroethane	0.35		0.50	ND	U	g								
Chloromethane	0.36		0.50	ND	U	g								
Carbon Tetrachloride	0.15		0.50	ND	U	g								
Chloroform	0.46		0.50	ND	U	g								
Dibromochloromethane	0.37		0.50	ND	U	g								
1,1-Dichloroethane	0.098		0.50	0.16	J	q								
1,2-Dichloroethane	0.21		0.50	ND	U	g								
1,2-Dichlorobenzene	0.20		0.50	ND	U	g								
1,3-Dichlorobenzene	0.15		0.50	ND	U	g								
1,4-Dichlorobenzene	0.072		0.50	ND	U	g								
1,1-Dichloroethene	0.12		0.50	5.7		g								
c-1,2-Dichloroethene	0.18		0.50	ND	U	g								
t-1,2-Dichloroethene	0.10		0.50	ND	U	g								
c-1,3-Dichloropropene	0.30		0.50	ND	U	g								
t-1,3-Dichloropropene	0.24		0.50	ND	U	g								
1,2-Dichloropropane	0.19		0.50	ND	U	g								
1,4-Dioxane	9.3		35	21	J	q								
Ethylbenzene	0.26		0.50	ND	U	g								
2-Hexanone	1.2		5.0	ND	U	g								
4-Methyl-2-Pentanone	0.95		5.0	ND	U	g								
Methyl tert-butyl ether (MTBE)	0.43		5.0	ND	U	g								
Methylene Chloride	0.15		3.0	0.42	B J	k, q								
Styrene	0.22		0.50	ND	U	g								
Toluene	0.22		0.50	ND	U	g								
1,1,1-Trichloroethane	0.12		0.50	ND	U	g								
1,1,2-Trichloroethane	0.31		0.50	ND	U	g								
Trichloroethene	0.25		0.50	9.2		g								
1,2,3-Trichloropropane	0.29		0.50	ND	U	g								
Trichlorofluoromethane	0.16		5.0	ND	U	g								
1,1,2,2-Tetrachloroethane	0.29		0.50	ND	U	g								
Tetrachloroethene	0.23		0.50	ND	U	g								
Vinyl Acetate	0.48		10	ND	U	g								
Vinyl Chloride	0.13		0.50	ND	U	g								
m,p-Xylenes	0.36		0.50	ND	U	g								
o-Xylene	0.41		0.50	ND	U	g								

Project: Beaumont						**Table G-9**								
Site: 1						**Analytical Data Summary**								
Extraction Method: SW5030B						**EPA Method SW8260B**								
Analytical Method: SW8260B														
Matrix: Water			Environmental Samples											
Units: ug/L														
		Field ID:		EW-16										
		SDG:		A1A1924										
		Batch ID:		1A31044										
		Date:		20-Jan-11										
Parameters	MDL		PQL	Result	Validity	Comments								
Acetone	5.0		10	ND	U	g								
Bromodichloromethane	0.11		0.50	ND	U	g								
2-Butanone	1.2		3.0	ND	U	g								
Bromomethane	0.48		0.50	ND	U	g								
Bromoform	0.50		1.0	ND	U	g								
Benzene	0.14		0.50	0.70		g								
Carbon Disulfide	0.36		0.50	ND	U	g								
Chlorobenzene	0.23		0.50	ND	U	g								
Chloroethane	0.35		0.50	ND	U	g								
Chloromethane	0.36		0.50	ND	U	g								
Carbon Tetrachloride	0.15		0.50	0.39	J	q								
Chloroform	0.46		0.50	18		g								
Dibromochloromethane	0.37		0.50	ND	U	g								
1,1-Dichloroethane	0.098		0.50	30		g								
1,2-Dichloroethane	0.21		0.50	26		g								
1,2-Dichlorobenzene	0.20		0.50	ND	U	g								
1,3-Dichlorobenzene	0.15		0.50	ND	U	g								
1,4-Dichlorobenzene	0.072		0.50	ND	U	g								
1,1-Dichloroethene	0.12		50	2100 *		g								
c-1,2-Dichloroethene	0.18		0.50	12		g								
t-1,2-Dichloroethene	0.10		0.50	1.0		g								
c-1,3-Dichloropropene	0.30		0.50	ND	U	g								
t-1,3-Dichloropropene	0.24		0.50	ND	U	g								
1,2-Dichloropropane	0.19		0.50	ND	U	g								
1,4-Dioxane	9.3		35	390		g								
Ethylbenzene	0.26		0.50	ND	U	g								
2-Hexanone	1.2		5.0	ND	U	g								
4-Methyl-2-Pentanone	0.95		5.0	ND	U	g								
Methyl tert-butyl ether (MTBE)	0.43		5.0	ND	U	g								
Methylene Chloride	0.15		3.0	0.60	B J	k, q								
Styrene	0.22		0.50	ND	U	g								
Toluene	0.22		0.50	ND	U	g								
1,1,1-Trichloroethane	0.12		0.50	0.71		g								
1,1,2-Trichloroethane	0.31		0.50	9.5		g								
Trichloroethene	0.25		50	390 *		g								
1,2,3-Trichloropropane	0.29		0.50	ND	U	g								
Trichlorofluoromethane	0.16		5.0	ND	U	g								
1,1,2,2-Tetrachloroethane	0.29		0.50	ND	U	g								
Tetrachloroethene	0.23		0.50	0.77		g								
Vinyl Acetate	0.48		10	ND	U	g								
Vinyl Chloride	0.13		0.50	0.22	J	q								
m,p-Xylenes	0.36		0.50	ND	U	g								
o-Xylene	0.41		0.50	ND	U	g								
* Sample diluted at a factor of 100														

Project: Beaumont						Table G-10								
Site: 1						Analytical Data Summary								
Extraction Method: SW3520C						EPA Method SW8270C SIM								
Analytical Method: SW8270C SIM														
Matrix: Water														
Units: ug/L														
			Environmental Samples											
		Field ID:		MW-101				MW-102				MW-70		
		SDG:		A0I1181				A0I1181				A0I1181		
		Batch ID:		0I14012				0I14012				0I14012		
		Date:		13-Sep-10				13-Sep-10				13-Sep-10		
Parameters	MDL		PQL	Result	Validity	Comments	PQL	Result	Validity	Comments	PQL	Result	Validity	Comments
1,4-Dioxane	0.10		0.20	24		g	0.20	22		g	0.20	4.2		g

Project: Beaumont						Table G-10							
Site: 1						Analytical Data Summary							
Extraction Method: SW3520C						EPA Method SW8270C SIM							
Analytical Method: SW8270C SIM													
Matrix: Water													
Units: ug/L													
			Environmental Samples										
		Field ID:		F33-TW2				F33-TW3				F33-TW7	
		SDG:		A0I1525				A0I1525				A0I1525	
		Batch ID:		0I16004				0I16004				0I16004	
		Date:		14-Sep-10				14-Sep-10				14-Sep-10	
Parameters	MDL		PQL	Result	Validity	Comments	PQL	Result	Validity	Comments	PQL	Result	Validity	Comments
1,4-Dioxane	0.10		0.20	4.0		g	0.20	5.1		g	0.20	4.1		g

Project: Beaumont						Table G-10								
Site: 1						Analytical Data Summary								
Extraction Method: SW3520C						EPA Method SW8270C SIM								
Analytical Method: SW8270C SIM														
Matrix: Water														
Units: ug/L														
			Environmental Samples											
		Field ID:		EW-15				EW-15-DUP				F33-TW6		
		SDG:		A0I1671				A0I1671				A0I1671		
		Batch ID:		0I21015				0I21015				0I21015		
		Date:		15-Sep-10				15-Sep-10				15-Sep-10		
Parameters	MDL		PQL	Result	Validity	Comments	PQL	Result	Validity	Comments	PQL	Result	Validity	Comments
1,4-Dioxane	0.10		0.20	430		g	0.20	430		g	0.20	3.7		g

Project: Beaumont						**Table G-10**								
Site: 1						**Analytical Data Summary**								
Extraction Method: SW3520C						**EPA Method SW8270C SIM**								
Analytical Method: SW8270C SIM														
Matrix: Water														
Units: ug/L														
			Environmental Samples											
		Field ID:		MW-82				MW-83						
		SDG:		A0I1671				A0I1671						
		Batch ID:		0I21015				0I21015						
		Date:		15-Sep-10				15-Sep-10						
Parameters	MDL		PQL	Result	Validity	Comments	PQL	Result	Validity	Comments				
1,4-Dioxane	0.10		0.20	3.5		g	0.20	4.0		g				

Project: Beaumont						**Table G-10**								
Site: 1						**Analytical Data Summary**								
Extraction Method: SW3520C						**EPA Method SW8270C SIM**								
Analytical Method: SW8270C SIM														
Matrix: Water														
Units: ug/L														
			Environmental Samples											
		Field ID:		MW-105				MW-106				MW-106-DUP		
		SDG:		A0L1372				A0L1372				A0L1372		
		Batch ID:		0L14010				0L14010				0L14010		
		Date:		13-Dec-10				13-Dec-10				13-Dec-10		
Parameters	MDL		PQL	Result	Validity	Comments	PQL	Result	Validity	Comments	PQL	Result	Validity	Comments
1,4-Dioxane	0.10		0.20	32		g	0.20	27		g	0.20	27		g

Project: Beaumont						**Table G-10**								
Site: 1						**Analytical Data Summary**								
Extraction Method: SW3520C						**EPA Method SW8270C SIM**								
Analytical Method: SW8270C SIM														
Matrix: Water														
Units: ug/L														
			Environmental Samples											
		Field ID:		MW-108				MW-109						
		SDG:		A0L1372				A0L1372						
		Batch ID:		0L14010				0L14010						
		Date:		13-Dec-10				13-Dec-10						
Parameters	MDL		PQL	Result	Validity	Comments	PQL	Result	Validity	Comments				
1,4-Dioxane	0.10		0.20	30		g	0.20	27		g				

Project: Beaumont						Table G-10								
Site: 1						Analytical Data Summary								
Extraction Method: SW3520C						EPA Method SW8270C SIM								
Analytical Method: SW8270C SIM														
Matrix: Water														
Units: ug/L														
			Environmental Samples											
		Field ID:		MW-103				MW-104				MW-107		
		SDG:		A0L1478				A0L1478				A0L1478		
		Batch ID:		0L16023				0L16023				0L16023		
		Date:		14-Dec-10				14-Dec-10				14-Dec-10		
Parameters	MDL		PQL	Result	Validity	Comments	PQL	Result	Validity	Comments	PQL	Result	Validity	Comments
1,4-Dioxane	0.10		0.20	17		g	0.20	31		g	0.20	12		g

Project: Beaumont						Table G-10								
Site: 1						Analytical Data Summary								
Extraction Method: SW3520C						EPA Method SW8270C SIM								
Analytical Method: SW8270C SIM														
Matrix: Water														
Units: ug/L														
			Environmental Samples											
		Field ID:		SW-01				SW-02				SW-03		
		SDG:		A1A0159				A1A0159				A1A0159		
		Batch ID:		1A05019				1A07012				1A07012		
		Date:		3-Jan-11				3-Jan-11				3-Jan-11		
Parameters	MDL		PQL	Result	Validity	Comments	PQL	Result	Validity	Comments	PQL	Result	Validity	Comments
1,4-Dioxane	0.10		0.20	ND	U	g	0.20	13		g	0.20	10		g

Project: Beaumont						Table G-10							
Site: 1						Analytical Data Summary							
Extraction Method: SW3520C						EPA Method SW8270C SIM							
Analytical Method: SW8270C SIM													
Matrix: Water													
Units: ug/L													
			Environmental Samples										
		Field ID:		SW-08				SW-10				SW-13	
		SDG:		A1A0159				A1A0159				A1A0159	
		Batch ID:		1A05019				1A07012				1A05019	
		Date:		3-Jan-11				3-Jan-11				3-Jan-11	
Parameters	MDL		PQL	Result	Validity	Comments	PQL	Result	Validity	Comments	PQL	Result	Validity	Comments
1,4-Dioxane	0.10		0.20	ND	U	g	0.20	0.28		g	0.20	ND	U	g

Project: Beaumont						Table G-10								
Site: 1						Analytical Data Summary								
Extraction Method: SW3520C						EPA Method SW8270C SIM								
Analytical Method: SW8270C SIM														
Matrix: Water														
Units: ug/L														
			Environmental Samples											
		Field ID:		SW-14				SW-15				SW-16		
		SDG:		A1A0159				A1A0159				A1A0159		
		Batch ID:		1A07012				1A07012				1A07012		
		Date:		3-Jan-11				3-Jan-11				3-Jan-11		
Parameters	MDL		PQL	Result	Validity	Comments	PQL	Result	Validity	Comments	PQL	Result	Validity	Comments
1,4-Dioxane	0.10		0.20	ND	U	g	0.20	ND	U	g	0.20	0.71		g

Project: Beaumont						**Table G-10**								
Site: 1						**Analytical Data Summary**								
Extraction Method: SW3520C						**EPA Method SW8270C SIM**								
Analytical Method: SW8270C SIM														
Matrix: Water														
Units: ug/L														
			Environmental Samples											
		Field ID:		MW-100										
		SDG:		A1A0301										
		Batch ID:		1A07012										
		Date:		4-Jan-11										
Parameters	MDL		PQL	Result	Validity	Comments								
1,4-Dioxane	0.10		0.20	0.17	J	q								

Project: Beaumont						**Table G-10**								
Site: 1						**Analytical Data Summary**								
Extraction Method: SW3520C						**EPA Method SW8270C SIM**								
Analytical Method: SW8270C SIM														
Matrix: Water														
Units: ug/L														
			Environmental Samples											
		Field ID:		SW-09										
		SDG:		A1A0306										
		Batch ID:		1A07012										
		Date:		4-Jan-11										
Parameters	MDL		PQL	Result	Validity	Comments								
1,4-Dioxane	0.10		0.20	1.6		g								

Project: Beaumont						**Table G-10**								
Site: 1						**Analytical Data Summary**								
Extraction Method: SW3520C						**EPA Method SW8270C SIM**								
Analytical Method: SW8270C SIM														
Matrix: Water														
Units: ug/L														
			Environmental Samples											
		Field ID:		MW-07				MW-07-DUP				MW-90		
		SDG:		A1A0458				A1A0458				A1A0458		
		Batch ID:		1A10029				1A10029				1A10029		
		Date:		5-Jan-11				5-Jan-11				5-Jan-11		
Parameters	MDL		PQL	Result	Validity	Comments	PQL	Result	Validity	Comments	PQL	Result	Validity	Comments
1,4-Dioxane	0.10		0.20	0.57		g	0.20	0.59		g	0.20	0.21		g

Project: Beaumont						Table G-10								
Site: 1						Analytical Data Summary								
Extraction Method: SW3520C						EPA Method SW8270C SIM								
Analytical Method: SW8270C SIM														
Matrix: Water														
Units: ug/L														
			Environmental Samples											
		Field ID:		MW-98B				MW-98B-DUP				SW-06		
		SDG:		A1A0458				A1A0458				A1A0458		
		Batch ID:		1A10029				1A10029				1A10029		
		Date:		5-Jan-11				5-Jan-11				5-Jan-11		
Parameters	MDL		PQL	Result	Validity	Comments	PQL	Result	Validity	Comments	PQL	Result	Validity	Comments
1,4-Dioxane	0.10		0.20	13		g	0.20	13		g	0.20	1.4		g

Project: Beaumont						Table G-10								
Site: 1						Analytical Data Summary								
Extraction Method: SW3520C						EPA Method SW8270C SIM								
Analytical Method: SW8270C SIM														
Matrix: Water														
Units: ug/L														
			Environmental Samples											
		Field ID:		SW-06-DUP				SW-07				SW-07-DUP		
		SDG:		A1A0458				A1A0458				A1A0458		
		Batch ID:		1A10029				1A07012				1A07012		
		Date:		5-Jan-11				5-Jan-11				5-Jan-11		
Parameters	MDL		PQL	Result	Validity	Comments	PQL	Result	Validity	Comments	PQL	Result	Validity	Comments
1,4-Dioxane	0.10		0.20	1.3		g	0.20	0.90		g	0.20	0.91		g

Project: Beaumont						**Table G-10**							
Site: 1						**Analytical Data Summary**							
Extraction Method: SW3520C						**EPA Method SW8270C SIM**							
Analytical Method: SW8270C SIM													
Matrix: Water													
Units: ug/L													
			Environmental Samples										
		Field ID:		SW-18				SW-19					
		SDG:		A1A0458				A1A0458					
		Batch ID:		1A07012				1A07012					
		Date:		5-Jan-11				5-Jan-11					
Parameters	MDL		PQL	Result	Validity	Comments	PQL	Result	Validity	Comments			
1,4-Dioxane	0.10		0.20	3.0		g	0.20	2.2		g			

Project: Beaumont						**Table G-10**								
Site: 1						**Analytical Data Summary**								
Extraction Method: SW3520C						**EPA Method SW8270C SIM**								
Analytical Method: SW8270C SIM														
Matrix: Water														
Units: ug/L														
			Environmental Samples											
		Field ID:		MW-15				MW-18				MW-60A		
		SDG:		A1A0597				A1A0597				A1A0597		
		Batch ID:		1A10029				1A10029				1A10029		
		Date:		6-Jan-11				6-Jan-11				6-Jan-11		
Parameters	MDL		PQL	Result	Validity	Comments	PQL	Result	Validity	Comments	PQL	Result	Validity	Comments
1,4-Dioxane	0.10		0.20	5.9		g	0.20	3.7		g	2.0	140		g

Project: Beaumont						**Table G-10**								
Site: 1						**Analytical Data Summary**								
Extraction Method: SW3520C						**EPA Method SW8270C SIM**								
Analytical Method: SW8270C SIM														
Matrix: Water														
Units: ug/L														
			Environmental Samples											
		Field ID:		MW-60B				MW-76A						
		SDG:		A1A0597				A1A0597						
		Batch ID:		1A11004				1A10029						
		Date:		6-Jan-11				6-Jan-11						
Parameters	MDL		PQL	Result	Validity	Comments	PQL	Result	Validity	Comments				
1,4-Dioxane	0.10		0.20	11		g	0.20	3.2		g				

Project: Beaumont						Table G-10								
Site: 1						Analytical Data Summary								
Extraction Method: SW3520C						EPA Method SW8270C SIM								
Analytical Method: SW8270C SIM														
Matrix: Water														
Units: ug/L														
			Environmental Samples											
		Field ID:		F33-TW2				F33-TW6				F33-TW7		
		SDG:		A1A0670				A1A0670				A1A0670		
		Batch ID:		1A11004				1A11004				1A11004		
		Date:		7-Jan-11				7-Jan-11				7-Jan-11		
Parameters	MDL		PQL	Result	Validity	Comments	PQL	Result	Validity	Comments	PQL	Result	Validity	Comments
1,4-Dioxane	0.10		0.20	4.0		g	0.20	3.4		g	0.20	2.6		g

Project: Beaumont						**Table G-10**							
Site: 1						**Analytical Data Summary**							
Extraction Method: SW3520C						**EPA Method SW8270C SIM**							
Analytical Method: SW8270C SIM													
Matrix: Water													
Units: ug/L													
			Environmental Samples										
		Field ID:		MW-67									
		SDG:		A1A0670									
		Batch ID:		1A11004									
		Date:		7-Jan-11									
Parameters	MDL		PQL	Result	Validity	Comments							
1,4-Dioxane	0.10		0.20	ND	U	g							

Project: Beaumont						**Table G-10**							
Site: 1						**Analytical Data Summary**							
Extraction Method: SW3520C						**EPA Method SW8270C SIM**							
Analytical Method: SW8270C SIM													
Matrix: Water													
Units: ug/L													
			Environmental Samples										
		Field ID:		MW-82				MW-83					
		SDG:		A1A0848				A1A0848					
		Batch ID:		1A11004				1A11004					
		Date:		10-Jan-11				10-Jan-11					
Parameters	MDL		PQL	Result	Validity	Comments	PQL	Result	Validity	Comments			
1,4-Dioxane	0.10		0.20	3.2		g	0.20	2.4		g			

Project: Beaumont						Table G-10								
Site: 1						Analytical Data Summary								
Extraction Method: SW3520C						EPA Method SW8270C SIM								
Analytical Method: SW8270C SIM														
Matrix: Water														
Units: ug/L														
			Environmental Samples											
		Field ID:		MW-49				MW-49-DUP				MW-61B		
		SDG:		A1A0851				A1A0851				A1A0851		
		Batch ID:		1A15002				1A15002				1A23003		
		Date:		10-Jan-11				10-Jan-11				10-Jan-11		
Parameters	MDL		PQL	Result	Validity	Comments	PQL	Result	Validity	Comments	PQL	Result	Validity	Comments
1,4-Dioxane	0.10		0.20	11		g	0.20	11		g	2.0	570	J	e

Project: Beaumont						**Table G-10**								
Site: 1						**Analytical Data Summary**								
Extraction Method: SW3520C						**EPA Method SW8270C SIM**								
Analytical Method: SW8270C SIM														
Matrix: Water														
Units: ug/L														
			Environmental Samples											
		Field ID:		MW-101				MW-19						
		SDG:		A1A0994				A1A0994						
		Batch ID:		1A15002				1A15002						
		Date:		11-Jan-11				11-Jan-11						
Parameters	MDL		PQL	Result	Validity	Comments	PQL	Result	Validity	Comments				
1,4-Dioxane	0.10		0.20	24		g	0.20	62		g				

Project: Beaumont						**Table G-10**								
Site: 1						**Analytical Data Summary**								
Extraction Method: SW3520C						**EPA Method SW8270C SIM**								
Analytical Method: SW8270C SIM														
Matrix: Water														
Units: ug/L														
			Environmental Samples											
		Field ID:		EW-15										
		SDG:		A1A0998										
		Batch ID:		1A15002										
		Date:		11-Jan-11										
Parameters	MDL		PQL	Result	Validity	Comments								
1,4-Dioxane	0.10		0.20	48		g								

Project: Beaumont						**Table G-10**								
Site: 1						**Analytical Data Summary**								
Extraction Method: SW3520C						**EPA Method SW8270C SIM**								
Analytical Method: SW8270C SIM														
Matrix: Water														
Units: ug/L														
			Environmental Samples											
		Field ID:		EW-13										
		SDG:		A1A1157										
		Batch ID:		1A23003										
		Date:		12-Jan-11										
Parameters	MDL		PQL	Result	Validity	Comments								
1,4-Dioxane	0.10		2.0	450	J	e								

Project: Beaumont						**Table G-10**								
Site: 1						**Analytical Data Summary**								
Extraction Method: SW3520C						**EPA Method SW8270C SIM**								
Analytical Method: SW8270C SIM														
Matrix: Water														
Units: ug/L														
			Environmental Samples											
		Field ID:		MW-61C										
		SDG:		A1A1161										
		Batch ID:		1A15002										
		Date:		12-Jan-11										
Parameters	MDL		PQL	Result	Validity	Comments								
1,4-Dioxane	0.10		0.20	8.9		g								

Project: Beaumont						Table G-10								
Site: 1						Analytical Data Summary								
Extraction Method: SW3520C						EPA Method SW8270C SIM								
Analytical Method: SW8270C SIM														
Matrix: Water														
Units: ug/L														
			Environmental Samples											
		Field ID:		F33-TW3				F33-TW3-DUP				MW-70		
		SDG:		A1A1282				A1A1282				A1A1282		
		Batch ID:		1A18016				1A18016				1A18016		
		Date:		13-Jan-11				13-Jan-11				13-Jan-11		
Parameters	MDL		PQL	Result	Validity	Comments	PQL	Result	Validity	Comments	PQL	Result	Validity	Comments
1,4-Dioxane	0.10		0.20	3.0		g	0.20	2.9		g	0.20	2.5		g

Project: Beaumont						**Table G-10**								
Site: 1						**Analytical Data Summary**								
Extraction Method: SW3520C						**EPA Method SW8270C SIM**								
Analytical Method: SW8270C SIM														
Matrix: Water														
Units: ug/L														
			Environmental Samples											
		Field ID:		IW-03				MW-102						
		SDG:		A1A1492				A1A1492						
		Batch ID:		1A23003				1A23003						
		Date:		17-Jan-11				17-Jan-11						
Parameters	MDL		PQL	Result	Validity	Comments	PQL	Result	Validity	Comments				
1,4-Dioxane	0.10		0.20	24		g	0.20	20		g				

Project: Beaumont						**Table G-10**								
Site: 1						**Analytical Data Summary**								
Extraction Method: SW3520C						**EPA Method SW8270C SIM**								
Analytical Method: SW8270C SIM														
Matrix: Water														
Units: ug/L														
			Environmental Samples											
		Field ID:		IW-04										
		SDG:		A1A1500										
		Batch ID:		1A23003										
		Date:		17-Jan-11										
Parameters	MDL		PQL	Result	Validity	Comments								
1,4-Dioxane	0.10		0.20	23		g								

Project: Beaumont						Table G-10								
Site: 1						Analytical Data Summary								
Extraction Method: SW3520C						EPA Method SW8270C SIM								
Analytical Method: SW8270C SIM														
Matrix: Water														
Units: ug/L														
			Environmental Samples											
		Field ID:		IW-01				MW-50				MW-52		
		SDG:		A1A1640				A1A1640				A1A1640		
		Batch ID:		1A23003				1A23003				1A23003		
		Date:		18-Jan-11				18-Jan-11				18-Jan-11		
Parameters	MDL		PQL	Result	Validity	Comments	PQL	Result	Validity	Comments	PQL	Result	Validity	Comments
1,4-Dioxane	0.10		0.20	ND	U	g	0.20	13		g	0.20	22		g

Project: Beaumont						**Table G-10**								
Site: 1						**Analytical Data Summary**								
Extraction Method: SW3520C						**EPA Method SW8270C SIM**								
Analytical Method: SW8270C SIM														
Matrix: Water														
Units: ug/L														
			Environmental Samples											
		Field ID:		IW-02				MW-51						
		SDG:		A1A1650				A1A1650						
		Batch ID:		1A23003				1A23003						
		Date:		18-Jan-11				18-Jan-11						
Parameters	MDL		PQL	Result	Validity	Comments	PQL	Result	Validity	Comments				
1,4-Dioxane	0.10		0.20	1.0		g	0.20	19		g				

Project: Beaumont						**Table G-10**								
Site: 1						**Analytical Data Summary**								
Extraction Method: SW3520C						**EPA Method SW8270C SIM**								
Analytical Method: SW8270C SIM														
Matrix: Water														
Units: ug/L														
			Environmental Samples											
		Field ID:		MW-44										
		SDG:		A1A1779										
		Batch ID:		1A26025										
		Date:		19-Jan-11										
Parameters	MDL		PQL	Result	Validity	Comments								
1,4-Dioxane	0.10		0.20	25		g								

Project: Beaumont						**Table G-10**							
Site: 1						**Analytical Data Summary**							
Extraction Method: SW3520C						**EPA Method SW8270C SIM**							
Analytical Method: SW8270C SIM													
Matrix: Water													
Units: ug/L													
			Environmental Samples										
		Field ID:		EW-18				IW-05					
		SDG:		A1A1785				A1A1785					
		Batch ID:		1B02023				1A26025					
		Date:		19-Jan-11				19-Jan-11					
Parameters	MDL		PQL	Result	Validity	Comments	PQL	Result	Validity	Comments			
1,4-Dioxane	0.10		2.0	520	J	e	0.20	26		g			

Project: Beaumont						**Table G-10**								
Site: 1						**Analytical Data Summary**								
Extraction Method: SW3520C						**EPA Method SW8270C SIM**								
Analytical Method: SW8270C SIM														
Matrix: Water														
Units: ug/L														
			Environmental Samples											
		Field ID:		MW-68										
		SDG:		A1A1792										
		Batch ID:		1A26025										
		Date:		19-Jan-11										
Parameters	MDL		PQL	Result	Validity	Comments								
1,4-Dioxane	0.10		0.20	21		g								

Project: Beaumont						**Table G-10**								
Site: 1						**Analytical Data Summary**								
Extraction Method: SW3520C						**EPA Method SW8270C SIM**								
Analytical Method: SW8270C SIM														
Matrix: Water														
Units: ug/L														
			Environmental Samples											
		Field ID:		EW-16										
		SDG:		A1A1924										
		Batch ID:		1B02023										
		Date:		20-Jan-11										
Parameters	MDL		PQL	Result	Validity	Comments								
1,4-Dioxane	0.10		2.0	480	J	e								

APPENDIX H LABORATORY DATA PACKAGES

E.S.BABCOCK&Sons,Inc.
Environmental Laboratories est 1906

Client Name: Tetra Tech, Inc. - San Bernardino
Contact: Mark Feldman
Address: 301 E. Vanderbilt Way Suite 450
San Bernardino, CA 92408

Report Date: 30-Sep-2010

Analytical Report: Page 1 of 32
Project Name: Tetra-Tech Lockheed
Project Number: [none]

Work Order Number: A0I1181

Received on Ice (Y/N): Yes Temp: 4 °C

Attached is the analytical report for the sample(s) received for your project. Below is a list of the individual sample descriptions with the corresponding laboratory number(s). Also, enclosed is a copy of the Chain of Custody document (if received with your sample(s)). Please note any unused portion of the sample(s) may be responsibly discarded after 30 days from the above report date, unless you have requested otherwise.

Thank you for the opportunity to serve your analytical needs. If you have any questions or concerns regarding this report please contact our client service department.

Sample Identification

Lab Sample #	Client Sample ID	Matrix	Date Sampled	By	Date Submitted	By
A0I1181-01	LTB-091310 Beaumont Site 1, GW Sampling	Liquid	09/13/10 07:00	Jose R. Santoya	09/13/10 13:10	Jose R. Santoya
A0I1181-02	MW-102 Beaumont Site 1, GW Sampling	Liquid	09/13/10 08:29	Jose R. Santoya	09/13/10 13:10	Jose R. Santoya
A0I1181-03	MW-101 Beaumont Site 1, GW Sampling	Liquid	09/13/10 09:39	Jose R. Santoya	09/13/10 13:10	Jose R. Santoya
A0I1181-04	MW-70-F Beaumont Site 1, GW Sampling	Liquid	09/13/10 10:58	Jose R. Santoya	09/13/10 13:10	Jose R. Santoya
A0I1181-05	MW-70 Beaumont Site 2, Groundwater Sampling	Liquid	09/13/10 10:58	Jose R. Santoya	09/13/10 13:10	Jose R. Santoya

Note: Analyses RSK-175, AM23G, and AM20GAX were subcontracted to Microseeps. Microseeps data begins to appear on page 25.

E.S.BABCOCK&Sons,Inc.
Environmental Laboratories est 1906

Client Name: Tetra Tech, Inc. - San Bernardino
Contact: Mark Feldman
Address: 301 E. Vanderbilt Way Suite 450
San Bernardino, CA 92408

Report Date: 30-Sep-2010

Project Name: Tetra-Tech Lockheed
Project Number: [none]

Work Order Number: A0I1181

Received on Ice (Y/N): Yes Temp: 4 °C

Laboratory Reference Number
A0I1181-01

Sample Description	Matrix	Sampled Date/Time	Received Date/Time
LTB-091310 Beaumont Site 1, GW Sampling	Liquid	09/13/10 07:00	09/13/10 13:10

Analyte(s)	Result	RDL	MDL	Units	Method	Analysis Date	Analyst	Flag
Volatile Organic Compounds by EPA 8260B								
1,1,1-Trichloroethane	ND	0.50	0.12	ug/L	8260B_SIM	09/21/10 21:09	eec	
1,1,2,2-Tetrachloroethane	ND	0.50	0.29	ug/L	8260B_SIM	09/21/10 21:09	eec	
1,1,2-Trichloroethane	ND	0.50	0.31	ug/L	8260B_SIM	09/21/10 21:09	eec	
1,1-Dichloroethane	ND	0.50	0.098	ug/L	8260B_SIM	09/21/10 21:09	eec	
1,1-Dichloroethene	ND	0.50	0.12	ug/L	8260B_SIM	09/21/10 21:09	eec	
1,2,3-Trichloropropane	ND	0.50	0.29	ug/L	8260B_SIM	09/21/10 21:09	eec	
1,2-Dichlorobenzene	ND	0.50	0.20	ug/L	8260B_SIM	09/21/10 21:09	eec	
1,2-Dichloroethane	ND	0.50	0.21	ug/L	8260B_SIM	09/21/10 21:09	eec	
1,2-Dichloropropane	ND	0.50	0.19	ug/L	8260B_SIM	09/21/10 21:09	eec	
1,3-Dichlorobenzene	ND	0.50	0.15	ug/L	8260B_SIM	09/21/10 21:09	eec	
1,4-Dichlorobenzene	ND	0.50	0.072	ug/L	8260B_SIM	09/21/10 21:09	eec	
2-Butanone(MEK)	1.8	3.0	1.2	ug/L	8260B_SIM	09/21/10 21:09	eec	J
2-Hexanone	ND	5.0	1.2	ug/L	8260B_SIM	09/21/10 21:09	eec	
4-Methyl-2-Pentanone(MIBK)	ND	5.0	0.95	ug/L	8260B_SIM	09/21/10 21:09	eec	
Acetone	6.7	10	5.0	ug/L	8260B_SIM	09/21/10 21:09	eec	J
Benzene	ND	0.50	0.14	ug/L	8260B_SIM	09/21/10 21:09	eec	
Bromodichloromethane	ND	0.50	0.11	ug/L	8260B_SIM	09/21/10 21:09	eec	
Bromoform	ND	0.50	0.13	ug/L	8260B_SIM	09/21/10 21:09	eec	
Bromomethane	ND	0.50	0.48	ug/L	8260B_SIM	09/21/10 21:09	eec	
Carbon Disulfide	ND	0.50	0.36	ug/L	8260B_SIM	09/21/10 21:09	eec	
Carbon Tetrachloride	ND	0.50	0.15	ug/L	8260B_SIM	09/21/10 21:09	eec	
Chlorobenzene	ND	0.50	0.23	ug/L	8260B_SIM	09/21/10 21:09	eec	
Chloroethane	ND	0.50	0.35	ug/L	8260B_SIM	09/21/10 21:09	eec	
Chloroform	ND	0.50	0.17	ug/L	8260B_SIM	09/21/10 21:09	eec	
Chloromethane	ND	0.50	0.36	ug/L	8260B_SIM	09/21/10 21:09	eec	
cis-1,2-Dichloroethene	ND	0.50	0.18	ug/L	8260B_SIM	09/21/10 21:09	eec	
cis-1,3-Dichloropropene	ND	0.50	0.30	ug/L	8260B_SIM	09/21/10 21:09	eec	
Dibromochloromethane	ND	0.50	0.37	ug/L	8260B_SIM	09/21/10 21:09	eec	
Ethylbenzene	ND	0.50	0.26	ug/L	8260B_SIM	09/21/10 21:09	eec	
Methyl tert Butyl Ether	ND	5.0	0.29	ug/L	8260B_SIM	09/21/10 21:09	eec	
Methylene Chloride	ND	3.0	0.15	ug/L	8260B_SIM	09/21/10 21:09	eec	
Styrene	ND	0.50	0.22	ug/L	8260B_SIM	09/21/10 21:09	eec	
Tetrachloroethene	ND	0.50	0.17	ug/L	8260B_SIM	09/21/10 21:09	eec	

E.S.BABCOCK&Sons,Inc.
Environmental Laboratories est 1906

Client Name: Tetra Tech, Inc. - San Bernardino
Contact: Mark Feldman
Address: 301 E. Vanderbilt Way Suite 450
San Bernardino, CA 92408

Report Date: 30-Sep-2010

Project Name: Tetra-Tech Lockheed
Project Number: [none]

Work Order Number: A0I1181

Received on Ice (Y/N): Yes Temp: 4 °C

Laboratory Reference Number
A0I1181-01

Sample Description	Matrix	Sampled Date/Time	Received Date/Time
LTB-091310 Beaumont Site 1, GW Sampling	Liquid	09/13/10 07:00	09/13/10 13:10

Analyte(s)	Result		RDL	MDL	Units	Method	Analysis Date	Analyst	Flag
Volatile Organic Compounds by EPA 8260B									
Toluene	ND		0.50	0.22	ug/L	8260B_SIM	09/21/10 21:09	eec	
trans-1,2-Dichloroethene	ND		0.50	0.10	ug/L	8260B_SIM	09/21/10 21:09	eec	
trans-1,3-Dichloropropene	ND		0.50	0.24	ug/L	8260B_SIM	09/21/10 21:09	eec	
Trichloroethene	ND		0.50	0.17	ug/L	8260B_SIM	09/21/10 21:09	eec	
Trichlorofluoromethane	ND		5.0	0.16	ug/L	8260B_SIM	09/21/10 21:09	eec	
Vinyl Acetate	ND		10	0.48	ug/L	8260B_SIM	09/21/10 21:09	eec	
Vinyl Chloride	ND		0.50	0.13	ug/L	8260B_SIM	09/21/10 21:09	eec	
Xylenes (m+p)	ND		0.50	0.36	ug/L	8260B_SIM	09/21/10 21:09	eec	
Xylenes (ortho)	ND		0.50	0.41	ug/L	8260B_SIM	09/21/10 21:09	eec	
1,4-Dioxane	ND		35	31	ug/L	8260B_SIM	09/21/10 21:09	eec	
Surrogate: 1,2-Dichloroethane-d4	114	%	80-124			EPA 8260B	09/21/10 21:09	eec	
Surrogate: Bromofluorobenzene	97.4	%	80-120			EPA 8260B	09/21/10 21:09	eec	
Surrogate: Toluene-d8	94.9	%	80-120			EPA 8260B	09/21/10 21:09	eec	

Client Name: Tetra Tech, Inc. - San Bernardino
Contact: Mark Feldman
Address: 301 E. Vanderbilt Way Suite 450
San Bernardino, CA 92408

Report Date: 30-Sep-2010

Project Name: Tetra-Tech Lockheed
Project Number: [none]

Work Order Number: A0I1181

Received on Ice (Y/N): Yes Temp: 4 °C

Laboratory Reference Number

A0I1181-02

Sample Description	Matrix	Sampled Date/Time	Received Date/Time
MW-102 Beaumont Site 1, GW Sampling	Liquid	09/13/10 08:29	09/13/10 13:10

Analyte(s)	Result	RDL	MDL	Units	Method	Analysis Date	Analyst	Flag
General Inorganics								
Perchlorate	ND	0.10	0.071	ug/L*	EPA 332.0	09/21/10 11:30	sll	
Volatile Organic Compounds by EPA 8260B								
1,1,1-Trichloroethane	ND	0.50	0.12	ug/L	8260B_SIM	09/21/10 23:28	eec	
1,1,2,2-Tetrachloroethane	ND	0.50	0.29	ug/L	8260B_SIM	09/21/10 23:28	eec	
1,1,2-Trichloroethane	ND	0.50	0.31	ug/L	8260B_SIM	09/21/10 23:28	eec	
1,1-Dichloroethane	1.6	0.50	0.098	ug/L	8260B_SIM	09/21/10 23:28	eec	
1,1-Dichloroethene	21	0.50	0.12	ug/L	8260B_SIM	09/21/10 23:28	eec	
1,2,3-Trichloropropane	ND	0.50	0.29	ug/L	8260B_SIM	09/21/10 23:28	eec	
1,2-Dichlorobenzene	ND	0.50	0.20	ug/L	8260B_SIM	09/21/10 23:28	eec	
1,2-Dichloroethane	0.27	0.50	0.21	ug/L	8260B_SIM	09/21/10 23:28	eec	J
1,2-Dichloropropane	ND	0.50	0.19	ug/L	8260B_SIM	09/21/10 23:28	eec	
1,3-Dichlorobenzene	ND	0.50	0.15	ug/L	8260B_SIM	09/21/10 23:28	eec	
1,4-Dichlorobenzene	ND	0.50	0.072	ug/L	8260B_SIM	09/21/10 23:28	eec	
2-Butanone(MEK)	ND	3.0	1.2	ug/L	8260B_SIM	09/21/10 23:28	eec	
2-Hexanone	ND	5.0	1.2	ug/L	8260B_SIM	09/21/10 23:28	eec	
4-Methyl-2-Pentanone(MIBK)	ND	5.0	0.95	ug/L	8260B_SIM	09/21/10 23:28	eec	
Acetone	ND	10	5.0	ug/L	8260B_SIM	09/21/10 23:28	eec	
Benzene	0.14	0.50	0.14	ug/L	8260B_SIM	09/21/10 23:28	eec	J
Bromodichloromethane	ND	0.50	0.11	ug/L	8260B_SIM	09/21/10 23:28	eec	
Bromoform	ND	0.50	0.13	ug/L	8260B_SIM	09/21/10 23:28	eec	
Bromomethane	ND	0.50	0.48	ug/L	8260B_SIM	09/21/10 23:28	eec	
Carbon Disulfide	ND	0.50	0.36	ug/L	8260B_SIM	09/21/10 23:28	eec	
Carbon Tetrachloride	ND	0.50	0.15	ug/L	8260B_SIM	09/21/10 23:28	eec	
Chlorobenzene	ND	0.50	0.23	ug/L	8260B_SIM	09/21/10 23:28	eec	
Chloroethane	ND	0.50	0.35	ug/L	8260B_SIM	09/21/10 23:28	eec	
Chloroform	ND	0.50	0.17	ug/L	8260B_SIM	09/21/10 23:28	eec	
Chloromethane	ND	0.50	0.36	ug/L	8260B_SIM	09/21/10 23:28	eec	
cis-1,2-Dichloroethene	32	0.50	0.18	ug/L	8260B_SIM	09/21/10 23:28	eec	
cis-1,3-Dichloropropene	ND	0.50	0.30	ug/L	8260B_SIM	09/21/10 23:28	eec	
Dibromochloromethane	ND	0.50	0.37	ug/L	8260B_SIM	09/21/10 23:28	eec	
Ethylbenzene	ND	0.50	0.26	ug/L	8260B_SIM	09/21/10 23:28	eec	
Methyl tert Butyl Ether	ND	5.0	0.29	ug/L	8260B_SIM	09/21/10 23:28	eec	

Client Name: Tetra Tech, Inc. - San Bernardino
Contact: Mark Feldman
Address: 301 E. Vanderbilt Way Suite 450
San Bernardino, CA 92408

Report Date: 30-Sep-2010

Project Name: Tetra-Tech Lockheed
Project Number: [none]

Work Order Number: A0I1181

Received on Ice (Y/N): Yes Temp: 4 °C

Laboratory Reference Number

A0I1181-02

Sample Description	Matrix	Sampled Date/Time	Received Date/Time
MW-102 Beaumont Site 1, GW Sampling	Liquid	09/13/10 08:29	09/13/10 13:10

Analyte(s)	Result		RDL	MDL	Units	Method	Analysis Date	Analyst	Flag
Volatile Organic Compounds by EPA 8260B									
Methylene Chloride	ND		3.0	0.15	ug/L	8260B_SIM	09/21/10 23:28	eec	
Styrene	ND		0.50	0.22	ug/L	8260B_SIM	09/21/10 23:28	eec	
Tetrachloroethene	ND		0.50	0.17	ug/L	8260B_SIM	09/21/10 23:28	eec	
Toluene	ND		0.50	0.22	ug/L	8260B_SIM	09/21/10 23:28	eec	
trans-1,2-Dichloroethene	2.1		0.50	0.10	ug/L	8260B_SIM	09/21/10 23:28	eec	
trans-1,3-Dichloropropene	ND		0.50	0.24	ug/L	8260B_SIM	09/21/10 23:28	eec	
Trichloroethene	22		0.50	0.17	ug/L	8260B_SIM	09/21/10 23:28	eec	
Trichlorofluoromethane	ND		5.0	0.16	ug/L	8260B_SIM	09/21/10 23:28	eec	
Vinyl Acetate	ND		10	0.48	ug/L	8260B_SIM	09/21/10 23:28	eec	
Vinyl Chloride	2.8		0.50	0.13	ug/L	8260B_SIM	09/21/10 23:28	eec	
Xylenes (m+p)	ND		0.50	0.36	ug/L	8260B_SIM	09/21/10 23:28	eec	
Xylenes (ortho)	ND		0.50	0.41	ug/L	8260B_SIM	09/21/10 23:28	eec	
1,4-Dioxane	34		35	31	ug/L	8260B_SIM	09/21/10 23:28	eec	J
Surrogate: 1,2-Dichloroethane-d4	111	%	80-124			EPA 8260B	09/21/10 23:28	eec	
Surrogate: Bromofluorobenzene	99.9	%	80-120			EPA 8260B	09/21/10 23:28	eec	
Surrogate: Toluene-d8	95.8	%	80-120			EPA 8260B	09/21/10 23:28	eec	
Semivolatile Organic Compounds by EPA 8270C SIM									
1,4-Dioxane	22		0.20	0.10	ug/L	EPA8270C M	09/15/10 19:12	DF	

E.S.BABCOCK&Sons,Inc.
Environmental Laboratories est 1906

Client Name: Tetra Tech, Inc. - San Bernardino
Contact: Mark Feldman
Address: 301 E. Vanderbilt Way Suite 450
San Bernardino, CA 92408

Report Date: 30-Sep-2010

Project Name: Tetra-Tech Lockheed
Project Number: [none]

Work Order Number: A0I1181

Received on Ice (Y/N): Yes Temp: 4 °C

Laboratory Reference Number
A0I1181-03

Sample Description	Matrix	Sampled Date/Time	Received Date/Time
MW-101 Beaumont Site 1, GW Sampling	Liquid	09/13/10 09:39	09/13/10 13:10

Analyte(s)	Result	RDL	MDL	Units	Method	Analysis Date	Analyst	Flag
General Inorganics								
Perchlorate	ND	0.10	0.071	ug/L*	EPA 332.0	09/21/10 11:30	sll	
Volatile Organic Compounds by EPA 8260B								
1,1,1-Trichloroethane	ND	0.50	0.12	ug/L	8260B_SIM	09/22/10 00:02	eec	
1,1,2,2-Tetrachloroethane	ND	0.50	0.29	ug/L	8260B_SIM	09/22/10 00:02	eec	
1,1,2-Trichloroethane	ND	0.50	0.31	ug/L	8260B_SIM	09/22/10 00:02	eec	
1,1-Dichloroethane	1.6	0.50	0.098	ug/L	8260B_SIM	09/22/10 00:02	eec	
1,1-Dichloroethene	49	0.50	0.12	ug/L	8260B_SIM	09/22/10 00:02	eec	
1,2,3-Trichloropropane	ND	0.50	0.29	ug/L	8260B_SIM	09/22/10 00:02	eec	
1,2-Dichlorobenzene	ND	0.50	0.20	ug/L	8260B_SIM	09/22/10 00:02	eec	
1,2-Dichloroethane	0.51	0.50	0.21	ug/L	8260B_SIM	09/22/10 00:02	eec	
1,2-Dichloropropane	ND	0.50	0.19	ug/L	8260B_SIM	09/22/10 00:02	eec	
1,3-Dichlorobenzene	ND	0.50	0.15	ug/L	8260B_SIM	09/22/10 00:02	eec	
1,4-Dichlorobenzene	ND	0.50	0.072	ug/L	8260B_SIM	09/22/10 00:02	eec	
2-Butanone(MEK)	ND	3.0	1.2	ug/L	8260B_SIM	09/22/10 00:02	eec	
2-Hexanone	ND	5.0	1.2	ug/L	8260B_SIM	09/22/10 00:02	eec	
4-Methyl-2-Pentanone(MIBK)	ND	5.0	0.95	ug/L	8260B_SIM	09/22/10 00:02	eec	
Acetone	ND	10	5.0	ug/L	8260B_SIM	09/22/10 00:02	eec	
Benzene	ND	0.50	0.14	ug/L	8260B_SIM	09/22/10 00:02	eec	
Bromodichloromethane	ND	0.50	0.11	ug/L	8260B_SIM	09/22/10 00:02	eec	
Bromoform	ND	0.50	0.13	ug/L	8260B_SIM	09/22/10 00:02	eec	
Bromomethane	ND	0.50	0.48	ug/L	8260B_SIM	09/22/10 00:02	eec	
Carbon Disulfide	0.39	0.50	0.36	ug/L	8260B_SIM	09/22/10 00:02	eec	J
Carbon Tetrachloride	ND	0.50	0.15	ug/L	8260B_SIM	09/22/10 00:02	eec	
Chlorobenzene	ND	0.50	0.23	ug/L	8260B_SIM	09/22/10 00:02	eec	
Chloroethane	ND	0.50	0.35	ug/L	8260B_SIM	09/22/10 00:02	eec	
Chloroform	ND	0.50	0.17	ug/L	8260B_SIM	09/22/10 00:02	eec	
Chloromethane	ND	0.50	0.36	ug/L	8260B_SIM	09/22/10 00:02	eec	
cis-1,2-Dichloroethene	45	0.50	0.18	ug/L	8260B_SIM	09/22/10 00:02	eec	
cis-1,3-Dichloropropene	ND	0.50	0.30	ug/L	8260B_SIM	09/22/10 00:02	eec	
Dibromochloromethane	ND	0.50	0.37	ug/L	8260B_SIM	09/22/10 00:02	eec	
Ethylbenzene	ND	0.50	0.26	ug/L	8260B_SIM	09/22/10 00:02	eec	
Methyl tert Butyl Ether	ND	5.0	0.29	ug/L	8260B_SIM	09/22/10 00:02	eec	

Client Name: Tetra Tech, Inc. - San Bernardino
Contact: Mark Feldman
Address: 301 E. Vanderbilt Way Suite 450
San Bernardino, CA 92408

Report Date: 30-Sep-2010

Project Name: Tetra-Tech Lockheed
Project Number: [none]

Work Order Number: A0I1181

Received on Ice (Y/N): Yes Temp: 4 °C

Laboratory Reference Number
A0I1181-03

Sample Description	Matrix	Sampled Date/Time	Received Date/Time
MW-101 Beaumont Site 1, GW Sampling	Liquid	09/13/10 09:39	09/13/10 13:10

Analyte(s)	Result		RDL	MDL	Units	Method	Analysis Date	Analyst	Flag
Volatile Organic Compounds by EPA 8260B									
Methylene Chloride	ND		3.0	0.15	ug/L	8260B_SIM	09/22/10 00:02	eec	
Styrene	ND		0.50	0.22	ug/L	8260B_SIM	09/22/10 00:02	eec	
Tetrachloroethene	ND		0.50	0.17	ug/L	8260B_SIM	09/22/10 00:02	eec	
Toluene	ND		0.50	0.22	ug/L	8260B_SIM	09/22/10 00:02	eec	
trans-1,2-Dichloroethene	1.6		0.50	0.10	ug/L	8260B_SIM	09/22/10 00:02	eec	
trans-1,3-Dichloropropene	ND		0.50	0.24	ug/L	8260B_SIM	09/22/10 00:02	eec	
Trichloroethene	45		0.50	0.17	ug/L	8260B_SIM	09/22/10 00:02	eec	
Trichlorofluoromethane	ND		5.0	0.16	ug/L	8260B_SIM	09/22/10 00:02	eec	
Vinyl Acetate	ND		10	0.48	ug/L	8260B_SIM	09/22/10 00:02	eec	
Vinyl Chloride	1.8		0.50	0.13	ug/L	8260B_SIM	09/22/10 00:02	eec	
Xylenes (m+p)	ND		0.50	0.36	ug/L	8260B_SIM	09/22/10 00:02	eec	
Xylenes (ortho)	ND		0.50	0.41	ug/L	8260B_SIM	09/22/10 00:02	eec	
1,4-Dioxane	36		35	31	ug/L	8260B_SIM	09/22/10 00:02	eec	A-01, NCALh
Surrogate: 1,2-Dichloroethane-d4	112	%	80-124			EPA 8260B	09/22/10 00:02	eec	
Surrogate: Bromofluorobenzene	97.3	%	80-120			EPA 8260B	09/22/10 00:02	eec	
Surrogate: Toluene-d8	95.4	%	80-120			EPA 8260B	09/22/10 00:02	eec	
Semivolatile Organic Compounds by EPA 8270C SIM									
1,4-Dioxane	24		0.20	0.10	ug/L	EPA8270C M	09/15/10 19:43	DF	

E.S.BABCOCK&Sons,Inc.
Environmental Laboratories est 1906

Client Name: Tetra Tech, Inc. - San Bernardino
Contact: Mark Feldman
Address: 301 E. Vanderbilt Way Suite 450
San Bernardino, CA 92408

Report Date: 30-Sep-2010

Project Name: Tetra-Tech Lockheed
Project Number: [none]

Work Order Number: A0I1181

Received on Ice (Y/N): Yes Temp: 4 °C

Laboratory Reference Number
A0I1181-04

Sample Description	Matrix	Sampled Date/Time	Received Date/Time
MW-70-F Beaumont Site 1, GW Sampling	Liquid	09/13/10 10:58	09/13/10 13:10

Analyte(s)	Result	RDL	MDL	Units	Method	Analysis Date	Analyst	Flag
Aggregate Organic Compounds								
Dissolved Organic Carbon	3.0	0.70	0.36	mg/L	SM 5310B	09/25/10 01:03	cmd	N-TOCc

Client Name: Tetra Tech, Inc. - San Bernardino
Contact: Mark Feldman
Address: 301 E. Vanderbilt Way Suite 450
San Bernardino, CA 92408

Report Date: 30-Sep-2010

Project Name: Tetra-Tech Lockheed
Project Number: [none]

Work Order Number: A0I1181

Received on Ice (Y/N): Yes Temp: 4 °C

Laboratory Reference Number
A0I1181-05

Sample Description	Matrix	Sampled Date/Time	Received Date/Time
MW-70 Beaumont Site 2, Groundwater Sampling	Liquid	09/13/10 10:58	09/13/10 13:10

Analyte(s)	Result	RDL	MDL	Units	Method	Analysis Date	Analyst	Flag
Anions								
Sulfate	81	0.50	0.37	mg/L	EPA 300.0	09/13/10 20:56	sbd	
Nitrate as N	ND	0.20	0.11	mg/L	EPA 300.0	09/13/10 20:56	sbd	
Aggregate Organic Compounds								
Total Organic Carbon	1.9	0.70	0.16	mg/L	SM 5310B	09/22/10 04:58	cmd	
General Inorganics								
Perchlorate	2.2	0.10	0.071	ug/L*	EPA 332.0	09/21/10 11:30	sll	
Metals and Metalloids; EPA SW846 Series								
Iron	ND	20	12	ug/L	EPA 6010B	09/16/10 15:01	lmt	
Volatile Organic Compounds by EPA 8260B								
1,1,1-Trichloroethane	ND	0.50	0.12	ug/L	8260B_SIM	09/22/10 00:37	eec	
1,1,2,2-Tetrachloroethane	ND	0.50	0.29	ug/L	8260B_SIM	09/22/10 00:37	eec	
1,1,2-Trichloroethane	ND	0.50	0.31	ug/L	8260B_SIM	09/22/10 00:37	eec	
1,1-Dichloroethane	ND	0.50	0.098	ug/L	8260B_SIM	09/22/10 00:37	eec	
1,1-Dichloroethene	0.21	0.50	0.12	ug/L	8260B_SIM	09/22/10 00:37	eec	J
1,2,3-Trichloropropane	ND	0.50	0.29	ug/L	8260B_SIM	09/22/10 00:37	eec	
1,2-Dichlorobenzene	ND	0.50	0.20	ug/L	8260B_SIM	09/22/10 00:37	eec	
1,2-Dichloroethane	ND	0.50	0.21	ug/L	8260B_SIM	09/22/10 00:37	eec	
1,2-Dichloropropane	ND	0.50	0.19	ug/L	8260B_SIM	09/22/10 00:37	eec	
1,3-Dichlorobenzene	ND	0.50	0.15	ug/L	8260B_SIM	09/22/10 00:37	eec	
1,4-Dichlorobenzene	ND	0.50	0.072	ug/L	8260B_SIM	09/22/10 00:37	eec	
2-Butanone(MEK)	ND	3.0	1.2	ug/L	8260B_SIM	09/22/10 00:37	eec	
2-Hexanone	ND	5.0	1.2	ug/L	8260B_SIM	09/22/10 00:37	eec	
4-Methyl-2-Pentanone(MIBK)	ND	5.0	0.95	ug/L	8260B_SIM	09/22/10 00:37	eec	
Acetone	ND	10	5.0	ug/L	8260B_SIM	09/22/10 00:37	eec	
Benzene	ND	0.50	0.14	ug/L	8260B_SIM	09/22/10 00:37	eec	
Bromodichloromethane	ND	0.50	0.11	ug/L	8260B_SIM	09/22/10 00:37	eec	
Bromoform	ND	0.50	0.13	ug/L	8260B_SIM	09/22/10 00:37	eec	
Bromomethane	ND	0.50	0.48	ug/L	8260B_SIM	09/22/10 00:37	eec	
Carbon Disulfide	ND	0.50	0.36	ug/L	8260B_SIM	09/22/10 00:37	eec	
Carbon Tetrachloride	ND	0.50	0.15	ug/L	8260B_SIM	09/22/10 00:37	eec	

Client Name: Tetra Tech, Inc. - San Bernardino
Contact: Mark Feldman
Address: 301 E. Vanderbilt Way Suite 450
San Bernardino, CA 92408

Report Date: 30-Sep-2010

Project Name: Tetra-Tech Lockheed
Project Number: [none]

Work Order Number: A0I1181

Received on Ice (Y/N): Yes Temp: 4 °C

Laboratory Reference Number

A0I1181-05

Sample Description	Matrix	Sampled Date/Time	Received Date/Time
MW-70 Beaumont Site 2, Groundwater Sampling	Liquid	09/13/10 10:58	09/13/10 13:10

Analyte(s)	Result		RDL	MDL	Units	Method	Analysis Date	Analyst	Flag
Volatile Organic Compounds by EPA 8260B									
Chlorobenzene	ND		0.50	0.23	ug/L	8260B_SIM	09/22/10 00:37	eec	
Chloroethane	ND		0.50	0.35	ug/L	8260B_SIM	09/22/10 00:37	eec	
Chloroform	ND		0.50	0.17	ug/L	8260B_SIM	09/22/10 00:37	eec	
Chloromethane	ND		0.50	0.36	ug/L	8260B_SIM	09/22/10 00:37	eec	
cis-1,2-Dichloroethene	ND		0.50	0.18	ug/L	8260B_SIM	09/22/10 00:37	eec	
cis-1,3-Dichloropropene	ND		0.50	0.30	ug/L	8260B_SIM	09/22/10 00:37	eec	
Dibromochloromethane	ND		0.50	0.37	ug/L	8260B_SIM	09/22/10 00:37	eec	
Ethylbenzene	ND		0.50	0.26	ug/L	8260B_SIM	09/22/10 00:37	eec	
Methyl tert Butyl Ether	ND		5.0	0.29	ug/L	8260B_SIM	09/22/10 00:37	eec	
Methylene Chloride	ND		3.0	0.15	ug/L	8260B_SIM	09/22/10 00:37	eec	
Styrene	ND		0.50	0.22	ug/L	8260B_SIM	09/22/10 00:37	eec	
Tetrachloroethene	ND		0.50	0.17	ug/L	8260B_SIM	09/22/10 00:37	eec	
Toluene	ND		0.50	0.22	ug/L	8260B_SIM	09/22/10 00:37	eec	
trans-1,2-Dichloroethene	ND		0.50	0.10	ug/L	8260B_SIM	09/22/10 00:37	eec	
trans-1,3-Dichloropropene	ND		0.50	0.24	ug/L	8260B_SIM	09/22/10 00:37	eec	
Trichloroethene	ND		0.50	0.17	ug/L	8260B_SIM	09/22/10 00:37	eec	
Trichlorofluoromethane	ND		5.0	0.16	ug/L	8260B_SIM	09/22/10 00:37	eec	
Vinyl Acetate	ND		10	0.48	ug/L	8260B_SIM	09/22/10 00:37	eec	
Vinyl Chloride	ND		0.50	0.13	ug/L	8260B_SIM	09/22/10 00:37	eec	
Xylenes (m+p)	ND		0.50	0.36	ug/L	8260B_SIM	09/22/10 00:37	eec	
Xylenes (ortho)	ND		0.50	0.41	ug/L	8260B_SIM	09/22/10 00:37	eec	
1,4-Dioxane	ND		35	31	ug/L	8260B_SIM	09/22/10 00:37	eec	
Surrogate: 1,2-Dichloroethane-d4	114	%	80-124			EPA 8260B	09/22/10 00:37	eec	
Surrogate: Bromofluorobenzene	97.8	%	80-120			EPA 8260B	09/22/10 00:37	eec	
Surrogate: Toluene-d8	93.8	%	80-120			EPA 8260B	09/22/10 00:37	eec	

E.S.BABCOCK&Sons,Inc.
Environmental Laboratories est 1906

Client Name: Tetra Tech, Inc. - San Bernardino
Contact: Mark Feldman
Address: 301 E. Vanderbilt Way Suite 450
San Bernardino, CA 92408

Report Date: 30-Sep-2010

Project Name: Tetra-Tech Lockheed
Project Number: [none]

Work Order Number: A0I1181

Received on Ice (Y/N): Yes Temp: 4 °C

Laboratory Reference Number

A0I1181-05

Sample Description	Matrix	Sampled Date/Time	Received Date/Time
MW-70 Beaumont Site 2, Groundwater Sampling	Liquid	09/13/10 10:58	09/13/10 13:10

Analyte(s)	Result	RDL	MDL	Units	Method	Analysis Date	Analyst	Flag
Semivolatile Organic Compounds by EPA 8270C SIM								
1,4-Dioxane	4.2	0.20	0.10	ug/L	EPA8270C M	09/15/10 20:17	DF	

Client Name: Tetra Tech, Inc. - San Bernardino
Contact: Mark Feldman
Address: 301 E. Vanderbilt Way Suite 450
San Bernardino, CA 92408

Report Date: 30-Sep-2010

Project Name: Tetra-Tech Lockheed
Project Number: [none]

Work Order Number: A0I1181

Received on Ice (Y/N): Yes Temp: 4 °C

Anions - Batch Quality Control

Analyte(s)	Result	RDL	MDL	Units	Spike Level	Source Result	%REC	%REC Limits	RPD	RPD Limit	Flag
Batch 0I13058 - Analyzed as received											
Blank (0I13058-BLK1)					Prepared & Analyzed: 09/13/10						
Sulfate	ND	0.50	0.37	mg/L							
Nitrate as N	ND	0.20	0.11	mg/L							
LCS (0I13058-BS1)					Prepared & Analyzed: 09/13/10						
Sulfate	53.3	0.50	0.37	mg/L	50.0		107	90-110			
Nitrate as N	12.0	0.20	0.11	mg/L	11.3		106	90-110			
Matrix Spike (0I13058-MS1)			**Source: A0I1181-05**		Prepared & Analyzed: 09/13/10						
Sulfate	186	0.50	0.37	mg/L	100	80.5	105	87-114			
Nitrate as N	4.69	0.20	0.11	mg/L	4.52	ND	104	78-120			
Matrix Spike (0I13058-MS2)			**Source: A0I1290-01**		Prepared & Analyzed: 09/14/10						
Sulfate	166	0.50	0.37	mg/L	100	64.3	102	87-114			
Nitrate as N	4.97	0.20	0.11	mg/L	4.52	0.540	98.0	78-120			
Matrix Spike Dup (0I13058-MSD1)			**Source: A0I1181-05**		Prepared & Analyzed: 09/13/10						
Sulfate	186	0.50	0.37	mg/L	100	80.5	105	87-114	0.125	20	
Nitrate as N	4.66	0.20	0.11	mg/L	4.52	ND	103	78-120	0.715	20	

E.S.BABCOCK&Sons,Inc.
Environmental Laboratories est 1906

Client Name: Tetra Tech, Inc. - San Bernardino
Contact: Mark Feldman
Address: 301 E. Vanderbilt Way Suite 450
San Bernardino, CA 92408

Report Date: 30-Sep-2010

Project Name: Tetra-Tech Lockheed
Project Number: [none]

Work Order Number: A0I1181

Received on Ice (Y/N): Yes Temp: 4 °C

Aggregate Organic Compounds - Batch Quality Control

Analyte(s)	Result	RDL	MDL	Units	Spike Level	Source Result	%REC	%REC Limits	RPD	RPD Limit	Flag
Batch 0I21022 - As recieved											
Blank (0I21022-BLK1)					Prepared: 09/21/10 Analyzed: 09/22/10						
Total Organic Carbon	ND	0.70	0.16	mg/L							
Blank (0I21022-BLK2)					Prepared: 09/21/10 Analyzed: 09/22/10						
Total Organic Carbon	0.192	0.70	0.16	mg/L							J
LCS (0I21022-BS1)					Prepared: 09/21/10 Analyzed: 09/22/10						
Total Organic Carbon	3.86	0.70	0.16	mg/L	4.00		96.4	90-110			
LCS (0I21022-BS2)					Prepared: 09/21/10 Analyzed: 09/22/10						
Total Organic Carbon	3.91	0.70	0.16	mg/L	4.00		97.6	90-110			
Matrix Spike (0I21022-MS1)		**Source: A0I1453-01**			Prepared: 09/21/10 Analyzed: 09/22/10						
Total Organic Carbon	8.53	0.70	0.16	mg/L	4.00	4.66	96.6	80-120			
Matrix Spike Dup (0I21022-MSD1)		**Source: A0I1453-01**			Prepared: 09/21/10 Analyzed: 09/22/10						
Total Organic Carbon	8.62	0.70	0.16	mg/L	4.00	4.66	99.1	80-120	1.14	10	
Batch 0I24013 - As recieved											
Blank (0I24013-BLK1)					Prepared: 09/24/10 Analyzed: 09/25/10						
Dissolved Organic Carbon	ND	0.70	0.36	mg/L							
LCS (0I24013-BS1)					Prepared: 09/24/10 Analyzed: 09/25/10						
Dissolved Organic Carbon	3.92	0.70	0.36	mg/L	4.00		98.1	81.5-118			
Matrix Spike (0I24013-MS1)		**Source: A0I1525-03**			Prepared: 09/24/10 Analyzed: 09/25/10						
Dissolved Organic Carbon	6.27	0.70	0.36	mg/L	4.00	2.22	101	80-120			

E.S.BABCOCK&Sons,Inc.
Environmental Laboratories est 1906

Client Name: Tetra Tech, Inc. - San Bernardino
Contact: Mark Feldman
Address: 301 E. Vanderbilt Way Suite 450
San Bernardino, CA 92408

Report Date: 30-Sep-2010

Project Name: Tetra-Tech Lockheed
Project Number: [none]

Work Order Number: A0I1181

Received on Ice (Y/N): Yes Temp: 4 °C

Aggregate Organic Compounds - Batch Quality Control

Analyte(s)	Result	RDL	MDL	Units	Spike Level	Source Result	%REC	%REC Limits	RPD	RPD Limit	Flag
Batch 0I24013 - As recieved											
Matrix Spike Dup (0I24013-MSD1)		**Source: A0I1525-03**			Prepared: 09/24/10	Analyzed: 09/25/10					
Dissolved Organic Carbon	6.32	0.70	0.36	mg/L	4.00	2.22	103	80-120	0.937	10	

E.S.BABCOCK&Sons,Inc.
Environmental Laboratories est 1906

Client Name: Tetra Tech, Inc. - San Bernardino
Contact: Mark Feldman
Address: 301 E. Vanderbilt Way Suite 450
San Bernardino, CA 92408

Report Date: 30-Sep-2010

Project Name: Tetra-Tech Lockheed
Project Number: [none]

Work Order Number: A0I1181

Received on Ice (Y/N): Yes Temp: 4 °C

General Inorganics - Batch Quality Control

Analyte(s)	Result	RDL	MDL	Units	Spike Level	Source Result	%REC	%REC Limits	RPD	RPD Limit	Flag
Batch 0I20003 - Analyzed as received											
Blank (0I20003-BLK1)					Prepared: 09/20/10 Analyzed: 09/21/10						
Perchlorate	ND	0.10	0.071	ug/L*							
LCS (0I20003-BS1)					Prepared: 09/20/10 Analyzed: 09/21/10						
Perchlorate	5.21	0.10	0.071	ug/L*	5.00		104	80-120			
Duplicate (0I20003-DUP1)					**Source: A0I1525-02** Prepared: 09/20/10 Analyzed: 09/21/10						
Perchlorate	ND	0.10	0.071	ug/L*		ND				20	
Matrix Spike (0I20003-MS1)					**Source: A0I1525-02** Prepared: 09/20/10 Analyzed: 09/21/10						
Perchlorate	5.37	0.10	0.071	ug/L*	5.00	ND	107	80-120			
Matrix Spike Dup (0I20003-MSD1)					**Source: A0I1525-02** Prepared: 09/20/10 Analyzed: 09/21/10						
Perchlorate	5.17	0.10	0.071	ug/L*	5.00	ND	103	80-120	3.79	20	

Client Name: Tetra Tech, Inc. - San Bernardino
Contact: Mark Feldman
Address: 301 E. Vanderbilt Way Suite 450
San Bernardino, CA 92408

Report Date: 30-Sep-2010

Project Name: Tetra-Tech Lockheed
Project Number: [none]

Work Order Number: A0I1181

Received on Ice (Y/N): Yes Temp: 4 °C

Metals and Metalloids; EPA SW846 Series - Batch Quality Control

Analyte(s)	Result	RDL	MDL	Units	Spike Level	Source Result	%REC	%REC Limits	RPD	RPD Limit	Flag
Batch 0I16011 - EPA 200.2 SOP M02C											
Blank (0I16011-BLK1)					Prepared & Analyzed: 09/16/10						
Iron	ND	20	12	ug/L							
LCS (0I16011-BS1)					Prepared & Analyzed: 09/16/10						
Iron	623	20	12	ug/L	583		107	85-115			
Matrix Spike (0I16011-MS1)				**Source: A0I1525-02**	Prepared & Analyzed: 09/16/10						
Iron	1860	20	12	ug/L	583	1190	115	75-125			
Matrix Spike Dup (0I16011-MSD1)				**Source: A0I1525-02**	Prepared & Analyzed: 09/16/10						
Iron	1780	20	12	ug/L	583	1190	100	75-125	4.81	20	

Client Name: Tetra Tech, Inc. - San Bernardino
Contact: Mark Feldman
Address: 301 E. Vanderbilt Way Suite 450
San Bernardino, CA 92408

Report Date: 30-Sep-2010

Project Name: Tetra-Tech Lockheed
Project Number: [none]

Work Order Number: A0I1181

Received on Ice (Y/N): Yes Temp: 4 °C

Volatile Organic Compounds by EPA 8260B - Batch Quality Control

Analyte(s)	Result	RDL	MDL	Units	Spike Level	Source Result	%REC	%REC Limits	RPD	RPD Limit	Flag
Batch 0I21003 - Purge and Trap											
Blank (0I21003-BLK1)				Prepared & Analyzed: 09/21/10							
1,1,1-Trichloroethane	ND	0.50	0.12	ug/L							
1,1,2,2-Tetrachloroethane	ND	0.50	0.29	ug/L							
1,1,2-Trichloroethane	ND	0.50	0.31	ug/L							
1,1-Dichloroethane	ND	0.50	0.098	ug/L							
1,1-Dichloroethene	ND	0.50	0.12	ug/L							
1,2,3-Trichloropropane	ND	0.50	0.29	ug/L							
1,2-Dichlorobenzene	ND	0.50	0.20	ug/L							
1,2-Dichloroethane	ND	0.50	0.21	ug/L							
1,2-Dichloropropane	ND	0.50	0.19	ug/L							
1,3-Dichlorobenzene	ND	0.50	0.15	ug/L							
1,4-Dichlorobenzene	ND	0.50	0.072	ug/L							
2-Butanone(MEK)	ND	3.0	1.2	ug/L							
2-Hexanone	ND	5.0	1.2	ug/L							
4-Methyl-2-Pentanone(MIBK)	ND	5.0	0.95	ug/L							
Acetone	ND	10	5.0	ug/L							
Benzene	ND	0.50	0.14	ug/L							
Bromodichloromethane	ND	0.50	0.11	ug/L							
Bromoform	0.230	0.50	0.13	ug/L							J
Bromomethane	ND	0.50	0.48	ug/L							
Carbon Disulfide	ND	0.50	0.36	ug/L							
Carbon Tetrachloride	ND	0.50	0.15	ug/L							
Chlorobenzene	ND	0.50	0.23	ug/L							
Chloroethane	ND	0.50	0.35	ug/L							
Chloroform	ND	0.50	0.17	ug/L							
Chloromethane	ND	0.50	0.36	ug/L							
cis-1,2-Dichloroethene	ND	0.50	0.18	ug/L							
cis-1,3-Dichloropropene	ND	0.50	0.30	ug/L							
Dibromochloromethane	ND	0.50	0.37	ug/L							
Ethylbenzene	ND	0.50	0.26	ug/L							
Methyl tert Butyl Ether	ND	5.0	0.29	ug/L							
Methylene Chloride	0.370	3.0	0.15	ug/L							J
Styrene	ND	0.50	0.22	ug/L							
Tetrachloroethene	ND	0.50	0.17	ug/L							
Toluene	0.240	0.50	0.22	ug/L							J
trans-1,2-Dichloroethene	ND	0.50	0.10	ug/L							
trans-1,3-Dichloropropene	ND	0.50	0.24	ug/L							

Client Name: Tetra Tech, Inc. - San Bernardino
Contact: Mark Feldman
Address: 301 E. Vanderbilt Way Suite 450
San Bernardino, CA 92408

Report Date: 30-Sep-2010

Project Name: Tetra-Tech Lockheed
Project Number: [none]

Work Order Number: A0I1181

Received on Ice (Y/N): Yes Temp: 4 °C

Volatile Organic Compounds by EPA 8260B - Batch Quality Control

Analyte(s)	Result	RDL	MDL	Units	Spike Level	Source Result	%REC	%REC Limits	RPD	RPD Limit	Flag
Batch 0I21003 - Purge and Trap											
Blank (0I21003-BLK1)					Prepared & Analyzed: 09/21/10						
Trichloroethene	ND	0.50	0.17	ug/L							
Trichlorofluoromethane	ND	5.0	0.16	ug/L							
Vinyl Acetate	ND	10	0.48	ug/L							
Vinyl Chloride	ND	0.50	0.13	ug/L							
Xylenes (m+p)	ND	0.50	0.36	ug/L							
Xylenes (ortho)	ND	0.50	0.41	ug/L							
1,4-Dioxane	ND	35	31	ug/L							
Surrogate: 1,2-Dichloroethane-d4	*11.2*			ug/L	*10.0*		*112*	*80-124*			
Surrogate: Bromofluorobenzene	*9.77*			ug/L	*10.0*		*97.7*	*80-120*			
Surrogate: Toluene-d8	*9.54*			ug/L	*10.0*		*95.4*	*80-120*			
LCS (0I21003-BS1)					Prepared & Analyzed: 09/21/10						
1,1-Dichloroethane	23.6	0.50	0.098	ug/L	25.0		94.6	76-130			
1,1-Dichloroethene	23.6	0.50	0.12	ug/L	25.0		94.5	70-130			
1,4-Dichlorobenzene	24.8	0.50	0.072	ug/L	25.0		99.4	79-130			
Benzene	26.1	0.50	0.14	ug/L	25.0		105	70-130			
Bromodichloromethane	25.5	0.50	0.11	ug/L	25.0		102	70-130			
Bromoform	25.1	0.50	0.13	ug/L	25.0		100	70-130			
Chloroform	26.2	0.50	0.17	ug/L	25.0		105	70-130			
Dibromochloromethane	26.8	0.50	0.37	ug/L	25.0		107	70-130			
Ethylbenzene	27.6	0.50	0.26	ug/L	25.0		110	70-130			
Methyl tert Butyl Ether	29.4	5.0	0.29	ug/L	25.0		117	70-130			
Tetrachloroethene	23.6	0.50	0.17	ug/L	25.0		94.6	70-130			
Toluene	24.8	0.50	0.22	ug/L	25.0		99.2	70-130			
Trichloroethene	24.5	0.50	0.17	ug/L	25.0		98.1	70-130			
Vinyl Chloride	23.8	0.50	0.13	ug/L	25.0		95.3	70-130			
Xylenes (m+p)	54.8	0.50	0.36	ug/L	50.0		110	70-130			
Xylenes (ortho)	25.7	0.50	0.41	ug/L	25.0		103	70-130			
Surrogate: 1,2-Dichloroethane-d4	*10.4*			ug/L	*10.0*		*104*	*80-124*			
Surrogate: Bromofluorobenzene	*9.87*			ug/L	*10.0*		*98.7*	*80-120*			
Surrogate: Toluene-d8	*9.98*			ug/L	*10.0*		*99.8*	*80-120*			

Client Name: Tetra Tech, Inc. - San Bernardino
Contact: Mark Feldman
Address: 301 E. Vanderbilt Way Suite 450
San Bernardino, CA 92408

Report Date: 30-Sep-2010

Project Name: Tetra-Tech Lockheed
Project Number: [none]

Work Order Number: A0I1181

Received on Ice (Y/N): Yes Temp: 4 °C

Volatile Organic Compounds by EPA 8260B - Batch Quality Control

Analyte(s)	Result	RDL	MDL	Units	Spike Level	Source Result	%REC	%REC Limits	RPD	RPD Limit	Flag
Batch 0I21003 - Purge and Trap											
LCS Dup (0I21003-BSD1)					Prepared & Analyzed: 09/21/10						
1,1-Dichloroethane	22.9	0.50	0.098	ug/L	25.0		91.7	76-130	3.05	20	
1,1-Dichloroethene	22.9	0.50	0.12	ug/L	25.0		91.6	70-130	3.09	20	
1,4-Dichlorobenzene	24.4	0.50	0.072	ug/L	25.0		97.6	79-130	1.83	20	
Benzene	25.3	0.50	0.14	ug/L	25.0		101	70-130	3.35	20	
Bromodichloromethane	24.9	0.50	0.11	ug/L	25.0		99.6	70-130	2.30	20	
Bromoform	24.6	0.50	0.13	ug/L	25.0		98.3	70-130	2.05	20	
Chloroform	25.1	0.50	0.17	ug/L	25.0		101	70-130	4.02	20	
Dibromochloromethane	26.5	0.50	0.37	ug/L	25.0		106	70-130	1.13	20	
Ethylbenzene	26.8	0.50	0.26	ug/L	25.0		107	70-130	2.61	20	
Methyl tert Butyl Ether	28.7	5.0	0.29	ug/L	25.0		115	70-130	2.24	20	
Tetrachloroethene	22.9	0.50	0.17	ug/L	25.0		91.8	70-130	3.05	20	
Toluene	24.4	0.50	0.22	ug/L	25.0		97.6	70-130	1.59	20	
Trichloroethene	24.2	0.50	0.17	ug/L	25.0		96.8	70-130	1.31	20	
Vinyl Chloride	23.0	0.50	0.13	ug/L	25.0		91.8	70-130	3.68	20	
Xylenes (m+p)	53.3	0.50	0.36	ug/L	50.0		107	70-130	2.72	20	
Xylenes (ortho)	25.1	0.50	0.41	ug/L	25.0		100	70-130	2.13	20	
Surrogate: 1,2-Dichloroethane-d4	*10.3*			ug/L	*10.0*		*103*	*80-124*			
Surrogate: Bromofluorobenzene	*9.85*			ug/L	*10.0*		*98.5*	*80-120*			
Surrogate: Toluene-d8	*10.0*			ug/L	*10.0*		*100*	*80-120*			
Duplicate (0I21003-DUP1)				**Source: A0I2127-01**	Prepared & Analyzed: 09/21/10						
1,1,1,2-Tetrachloroethane	ND	0.50	0.14	ug/L		ND				40	
1,1,1-Trichloroethane	ND	0.50	0.12	ug/L		ND				40	
1,1,2,2-Tetrachloroethane	ND	0.50	0.29	ug/L		ND				40	
1,1,2-Trichloroethane	ND	0.50	0.31	ug/L		ND				40	
1,1-Dichloroethane	ND	0.50	0.098	ug/L		ND				40	
1,1-Dichloroethene	ND	0.50	0.12	ug/L		ND				40	
1,1-Dichloropropene	ND	0.50	0.14	ug/L		ND				40	
1,2,3-Trichloropropane	ND	0.50	0.29	ug/L		ND				40	
1,2,4-Trichlorobenzene	ND	0.50	0.34	ug/L		ND				40	
1,2-Dichlorobenzene	ND	0.50	0.20	ug/L		ND				40	
1,2-Dichloroethane	ND	0.50	0.21	ug/L		ND				40	
1,2-Dichloropropane	ND	0.50	0.19	ug/L		ND				40	
1,3-Dichlorobenzene	ND	0.50	0.15	ug/L		ND				40	
1,3-Dichloropropane	ND	0.50	0.22	ug/L		ND				40	
1,4-Dichlorobenzene	ND	0.50	0.072	ug/L		ND				40	
2,2-Dichloropropane	ND	0.50	0.49	ug/L		ND				40	

Client Name: Tetra Tech, Inc. - San Bernardino
Contact: Mark Feldman
Address: 301 E. Vanderbilt Way Suite 450
San Bernardino, CA 92408

Report Date: 30-Sep-2010

Project Name: Tetra-Tech Lockheed
Project Number: [none]

Work Order Number: A0I1181

Received on Ice (Y/N): Yes Temp: 4 °C

Volatile Organic Compounds by EPA 8260B - Batch Quality Control

Analyte(s)	Result	RDL	MDL	Units	Spike Level	Source Result	%REC	%REC Limits	RPD	RPD Limit	Flag
Batch 0I21003 - Purge and Trap											
Duplicate (0I21003-DUP1)			**Source: A0I2127-01**	Prepared & Analyzed: 09/21/10							
2-Butanone(MEK)	ND	3.0	1.2	ug/L		ND				40	
2-Hexanone	ND	5.0	1.2	ug/L		ND				40	
4-Methyl-2-Pentanone(MIBK)	ND	5.0	0.95	ug/L		ND				40	
Acetone	ND	10	5.0	ug/L		ND				40	
Acetonitrile	ND	10	2.2	ug/L		ND				40	
Acrolein	ND	10	3.7	ug/L		ND				40	
Acrylonitrile	ND	10	3.3	ug/L		ND				40	
Allyl Chloride	ND	5.0	0.20	ug/L		ND				40	
Benzene	ND	0.50	0.14	ug/L		ND				40	
Bromochloromethane	ND	0.50	0.33	ug/L		ND				40	
Bromodichloromethane	ND	0.50	0.11	ug/L		ND				40	
Bromoform	ND	0.50	0.13	ug/L		ND				40	
Bromomethane	ND	0.50	0.48	ug/L		ND				40	
Carbon Disulfide	ND	0.50	0.36	ug/L		ND				40	
Carbon Tetrachloride	ND	0.50	0.15	ug/L		ND				40	
Chlorobenzene	ND	0.50	0.23	ug/L		ND				40	
Chloroethane	ND	0.50	0.35	ug/L		ND				40	
Chloroform	ND	0.50	0.17	ug/L		ND				40	
Chloromethane	ND	0.50	0.36	ug/L		ND				40	
Chloroprene	ND	10	0.21	ug/L		ND				40	
cis-1,2-Dichloroethene	ND	0.50	0.18	ug/L		ND				40	
cis-1,3-Dichloropropene	ND	0.50	0.30	ug/L		ND				40	
Dibromochloromethane	ND	0.50	0.37	ug/L		ND				40	
Dibromomethane	ND	0.50	0.16	ug/L		ND				40	
Dichlorodifluoromethane	ND	0.50	0.18	ug/L		ND				40	
Ethyl Methacrylate	ND	0.50	0.48	ug/L		ND				40	
Ethylbenzene	ND	0.50	0.26	ug/L		ND				40	
Iodomethane	ND	10	1.1	ug/L		ND				40	
Isobutyl Alcohol	ND	100	4.8	ug/L		ND				40	
Methacrylonitrile	ND	10	2.9	ug/L		ND				40	
Methyl Methacrylate	ND	5.0	0.96	ug/L		ND				40	
Methyl tert Butyl Ether	ND	5.0	0.29	ug/L		ND				40	
Methylene Chloride	ND	3.0	0.15	ug/L		ND				40	
Naphthalene	ND	0.50	0.44	ug/L		ND				40	
Propionitrile	ND	200	3.7	ug/L		ND				40	
Styrene	ND	0.50	0.22	ug/L		ND				40	

Client Name: Tetra Tech, Inc. - San Bernardino
Contact: Mark Feldman
Address: 301 E. Vanderbilt Way Suite 450
San Bernardino, CA 92408

Report Date: 30-Sep-2010

Project Name: Tetra-Tech Lockheed
Project Number: [none]

Work Order Number: A0I1181
Received on Ice (Y/N): Yes Temp: 4 °C

Volatile Organic Compounds by EPA 8260B - Batch Quality Control

Analyte(s)	Result	RDL	MDL	Units	Spike Level	Source Result	%REC	%REC Limits	RPD	RPD Limit	Flag
Batch 0I21003 - Purge and Trap											
Duplicate (0I21003-DUP1)			**Source: A0I2127-01**	Prepared & Analyzed: 09/21/10							
Tetrachloroethene	ND	0.50	0.17	ug/L		ND				40	
Toluene	ND	0.50	0.22	ug/L		ND				40	
trans-1,2-Dichloroethene	ND	0.50	0.10	ug/L		ND				40	
trans-1,3-Dichloropropene	ND	0.50	0.24	ug/L		ND				40	
trans-1,4-Dichloro-2-butene	ND	5.0	0.58	ug/L		ND				40	
Trichloroethene	ND	0.50	0.17	ug/L		ND				40	
Trichlorofluoromethane	ND	5.0	0.16	ug/L		ND				40	
Vinyl Acetate	ND	10	0.48	ug/L		ND				40	
Vinyl Chloride	ND	0.50	0.13	ug/L		ND				40	
Xylenes (m+p)	ND	0.50	0.36	ug/L		ND				40	
Xylenes (ortho)	ND	0.50	0.41	ug/L		ND				40	
Xylenes (total)	ND	1.0	0.77	ug/L		ND				200	
1,4-Dioxane	ND	35	31	ug/L		ND				40	
Surrogate: 1,2-Dichloroethane-d4	*11.6*			ug/L	*10.0*		*116*	*80-124*			
Surrogate: Bromofluorobenzene	*9.93*			ug/L	*10.0*		*99.3*	*80-120*			
Surrogate: Toluene-d8	*9.43*			ug/L	*10.0*		*94.3*	*80-120*			
Matrix Spike (0I21003-MS1)			**Source: A0I1525-02**	Prepared & Analyzed: 09/21/10							
1,1-Dichloroethane	24.7	0.50	0.098	ug/L	25.0	ND	98.7	70-130			
1,1-Dichloroethene	25.3	0.50	0.12	ug/L	25.0	0.350	99.7	70-130			
1,4-Dichlorobenzene	25.8	0.50	0.072	ug/L	25.0	ND	103	70-130			
Benzene	26.9	0.50	0.14	ug/L	25.0	ND	108	70-130			
Bromodichloromethane	26.1	0.50	0.11	ug/L	25.0	ND	105	70-130			
Bromoform	26.1	0.50	0.13	ug/L	25.0	ND	104	70-130			
Chloroform	26.8	0.50	0.17	ug/L	25.0	ND	107	70-130			
Dibromochloromethane	27.6	0.50	0.37	ug/L	25.0	ND	110	70-130			
Ethylbenzene	28.3	0.50	0.26	ug/L	25.0	ND	113	70-130			
Methyl tert Butyl Ether	31.8	5.0	0.29	ug/L	25.0	ND	127	70-130			
Tetrachloroethene	24.7	0.50	0.17	ug/L	25.0	ND	98.9	70-130			
Toluene	25.7	0.50	0.22	ug/L	25.0	ND	103	70-130			
Trichloroethene	25.6	0.50	0.17	ug/L	25.0	ND	102	70-130			
Vinyl Chloride	24.8	0.50	0.13	ug/L	25.0	ND	99.0	70-130			
Xylenes (m+p)	56.4	0.50	0.36	ug/L	50.0	ND	113	70-130			
Xylenes (ortho)	26.5	0.50	0.41	ug/L	25.0	ND	106	70-130			
Surrogate: 1,2-Dichloroethane-d4	*10.5*			ug/L	*10.0*		*105*	*80-124*			
Surrogate: Bromofluorobenzene	*10.1*			ug/L	*10.0*		*101*	*80-120*			
Surrogate: Toluene-d8	*9.96*			ug/L	*10.0*		*99.6*	*80-120*			

Client Name: Tetra Tech, Inc. - San Bernardino
Contact: Mark Feldman
Address: 301 E. Vanderbilt Way Suite 450
San Bernardino, CA 92408

Report Date: 30-Sep-2010

Project Name: Tetra-Tech Lockheed
Project Number: [none]

Work Order Number: A0I1181

Received on Ice (Y/N): Yes Temp: 4 °C

Volatile Organic Compounds by EPA 8260B - Batch Quality Control

Analyte(s)	Result	RDL	MDL	Units	Spike Level	Source Result	%REC	%REC Limits	RPD	RPD Limit	Flag
Batch 0I21003 - Purge and Trap											
Matrix Spike Dup (0I21003-MSD1)		**Source: A0I1525-02**		Prepared & Analyzed: 09/21/10							
1,1-Dichloroethane	25.7	0.50	0.098	ug/L	25.0	ND	103	70-130	4.01	40	
1,1-Dichloroethene	26.4	0.50	0.12	ug/L	25.0	0.350	104	70-130	4.22	40	
1,4-Dichlorobenzene	26.5	0.50	0.072	ug/L	25.0	ND	106	70-130	2.64	40	
Benzene	27.9	0.50	0.14	ug/L	25.0	ND	111	70-130	3.54	40	
Bromodichloromethane	26.8	0.50	0.11	ug/L	25.0	ND	107	70-130	2.31	40	
Bromoform	26.2	0.50	0.13	ug/L	25.0	ND	105	70-130	0.612	40	
Chloroform	27.8	0.50	0.17	ug/L	25.0	ND	111	70-130	3.37	40	
Dibromochloromethane	28.2	0.50	0.37	ug/L	25.0	ND	113	70-130	2.22	40	
Ethylbenzene	29.6	0.50	0.26	ug/L	25.0	ND	119	70-130	4.55	40	
Methyl tert Butyl Ether	32.1	5.0	0.29	ug/L	25.0	ND	128	70-130	1.03	40	
Tetrachloroethene	25.3	0.50	0.17	ug/L	25.0	ND	101	70-130	2.32	40	
Toluene	26.6	0.50	0.22	ug/L	25.0	ND	106	70-130	3.29	40	
Trichloroethene	26.5	0.50	0.17	ug/L	25.0	ND	106	70-130	3.38	40	
Vinyl Chloride	26.0	0.50	0.13	ug/L	25.0	ND	104	70-130	4.89	40	
Xylenes (m+p)	57.8	0.50	0.36	ug/L	50.0	ND	116	70-130	2.47	40	
Xylenes (ortho)	27.2	0.50	0.41	ug/L	25.0	ND	109	70-130	2.94	40	
Surrogate: 1,2-Dichloroethane-d4	*10.5*			ug/L	*10.0*		*105*	*80-124*			
Surrogate: Bromofluorobenzene	*10.1*			ug/L	*10.0*		*101*	*80-120*			
Surrogate: Toluene-d8	*9.96*			ug/L	*10.0*		*99.6*	*80-120*			

E.S.BABCOCK&Sons,Inc.
Environmental Laboratories est 1906

Client Name: Tetra Tech, Inc. - San Bernardino
Contact: Mark Feldman
Address: 301 E. Vanderbilt Way Suite 450
San Bernardino, CA 92408

Report Date: 30-Sep-2010

Project Name: Tetra-Tech Lockheed
Project Number: [none]

Work Order Number: A0I1181

Received on Ice (Y/N): Yes Temp: 4 °C

Semivolatile Organic Compounds by EPA 8270C SIM - Batch Quality Control

Analyte(s)	Result	RDL	MDL	Units	Spike Level	Source Result	%REC	%REC Limits	RPD	RPD Limit	Flag
Batch 0I14012 - EPA 3520C											
Blank (0I14012-BLK1)					Prepared: 09/14/10 Analyzed: 09/15/10						
1,4-Dioxane	ND	0.20	0.10	ug/L							
LCS (0I14012-BS1)					Prepared: 09/14/10 Analyzed: 09/15/10						
1,4-Dioxane	1.05	0.20	0.10	ug/L	1.00		105	85-127			
LCS Dup (0I14012-BSD1)					Prepared: 09/14/10 Analyzed: 09/15/10						
1,4-Dioxane	1.06	0.20	0.10	ug/L	1.00		106	85-127	0.948	20	
Matrix Spike (0I14012-MS1)				**Source: A0I1267-01**	Prepared: 09/14/10 Analyzed: 09/15/10						
1,4-Dioxane	1.51	0.20	0.10	ug/L	1.00	0.430	108	63-142			
Matrix Spike Dup (0I14012-MSD1)				**Source: A0I1267-01**	Prepared: 09/14/10 Analyzed: 09/15/10						
1,4-Dioxane	1.47	0.20	0.10	ug/L	1.00	0.430	104	63-142	2.68	40	

E.S.BABCOCK&Sons,Inc.
Environmental Laboratories est 1906

Client Name: Tetra Tech, Inc. - San Bernardino
Contact: Mark Feldman
Address: 301 E. Vanderbilt Way Suite 450
San Bernardino, CA 92408

Report Date: 30-Sep-2010

Project Name: Tetra-Tech Lockheed
Project Number: [none]

Work Order Number: A0I1181

Received on Ice (Y/N): Yes Temp: 4 °C

Notes and Definitions

A-01	See EPA 8270-SIM result for a more accurate quantitation of 1,4-Dioxane
J	Estimated value
NCALh	The sample result(s) are estimate(s). The instrument calibration verification result(s) were above laboratory acceptance criteria.
N-TOCd	Sample filtered and preserved at laboratory after 15 minute regulatory holding time.
ND:	Analyte NOT DETECTED at or above the Method Detection Limit **(if MDL is reported)**, otherwise at or above the Reportable Detection Limit (RDL)
NR:	Not Reported
RDL:	Reportable Detection Limit
MDL:	Method Detection Limit

* / (Non-NELAP): NELAP does not offer accreditation for this analyte/method/matrix combination

Approval

Enclosed are the analytical results for the submitted sample(s). Babcock Laboratories certify the data presented as part of this report meet the minimum quality standards in the referenced analytical methods. Any exceptions have been noted. Babcock Laboratories and its officers and employees assume no responsibility and make no warranty, express or implied, for uses or interpretations made by any recipients, intended or unintended, of this report.

Lorenzo Rodriguez

Lorenzo (Z) Rodriguez

Project Manager

cc:

ESB_ mdl_PDF

E.S.BABCOCK&Sons,Inc.
Environmental Laboratories est 1906

Client Name: Tetra Tech, Inc. - San Bernardino
Contact: Mark Feldman
Address: 301 E. Vanderbilt Way Suite 450
San Bernardino, CA 92408

Report Date: 30-Sep-2010

Project Name: Tetra-Tech Lockheed
Project Number: [none]

Work Order Number: A0I1181

Received on Ice (Y/N): Yes Temp: 4 °C

microseeps
from insight comes solutions

Client Name: ES Babcock and Sons, Inc
Contact: Lorenzo Rodriguez
Address: 6100 Quail Valley
PO Box 432
Riverside, CA 92502-0432

Page: Page 1 of 6
Lab Proj #: P1009160
Report Date: 09/23/10
Client Proj Name: A0I1181
Client Proj #: A0I1181

Laboratory Results

Total pages in data package: 7

Lab Sample #	Client Sample ID
P1009160-01	MW-70

Microseeps test results meet all the requirements of the NELAC standards or provide reasons and/or justification if they do not.

Approved By: Heather Hauser ***Date:*** 9.24.10

Project Manager: Heather Hauser

The analytical results reported here are reliable and usable to the precision expressed in this report. As required by some regulating authorities, a full discussion of the uncertainty in our analytical results can be obtained at our web site or through customer service. Unless otherwise specified, all results are reported on a wet weight basis.

As a valued client we would appreciate your comments on our service.
Please call customer service at (412)826-5245 or email customerservice@microseeps.com.

220 William Pitt Way • Pittsburgh, PA 15238 • Tel 412-826-5245 • Fax 412-826-3433
website www.microseeps.com email info@microseeps.com

Client Name: Tetra Tech, Inc. - San Bernardino
Contact: Mark Feldman
Address: 301 E. Vanderbilt Way Suite 450
San Bernardino, CA 92408

Report Date: 30-Sep-2010

Project Name: Tetra-Tech Lockheed
Project Number: [none]

Work Order Number: A0I1181

Received on Ice (Y/N): Yes Temp: 4 °C

Client Name: ES Babcock and Sons, Inc
Contact: Lorenzo Rodriguez
Address: 6100 Quail Valley
PO Box 432
Riverside, CA 92502-0432

Lab Proj #: P1009160
Report Date: 09/23/10
Client Proj Name: A0I1181
Client Proj #: A0I1181

Case Narrative: EDD
The percent recoveries for the batch MS/MSD analyses for volatile fatty acids could not be calculated because of the sample matrix.

nelac 02-00538

Data Qualifiers: J - estimated value, U - Non detect, R - Poor surrogate recovery, M - Recovery/RPD poor for MS/MSD, SAMP/DUP, B - detected in blank, S - field sample as received did not meet NELAC sample acceptance criteria, L - Subcontracted Lab used, N - NELAC certified analysis

Client Name: Tetra Tech, Inc. - San Bernardino
Contact: Mark Feldman
Address: 301 E. Vanderbilt Way Suite 450
San Bernardino, CA 92408

Report Date: 30-Sep-2010

Project Name: Tetra-Tech Lockheed
Project Number: [none]

Work Order Number: A0I1181

Received on Ice (Y/N): Yes Temp: 4 °C

Client Name: ES Babcock and Sons, Inc
Contact: Lorenzo Rodriguez
Address: 6100 Quail Valley
PO Box 432
Riverside, CA 92502-0432

Page: Page 3 of 6
Lab Proj #: P1009160
Report Date: 09/23/10
Client Proj Name: A0I1181
Client Proj #: A0I1181

Sample Description	Matrix	Lab Sample #	Sampled Date/Time	Received
MW-70	Water	P1009160-01	13 Sep. 10 10:58	14 Sep. 10 10:31

Analyte(s)	Flag	Result	PQL	Units	Method #	Analysis Date	By
RiskAnalysis							
N Ethane	U	< 0.10	0.10	ug/L	RSK-175	9/17/10	mm
N Ethene	U	< 0.10	0.10	ug/L	RSK-175	9/17/10	mm
N Hydrogen		3.000	0.600	nM	AM20GAX	9/20/10	sl
N Methane	J	0.08	0.10	ug/L	RSK-175	9/17/10	mm
SemiVolatiles							
N Acetic Acid	M	0.071	0.070	mg/L	AM23G	9/17/10	kb
N Butyric Acid	UM	< 0.050	0.050	mg/L	AM23G	9/17/10	kb
N Hexanoic Acid	UM	< 0.050	0.050	mg/L	AM23G	9/17/10	kb
N i-Hexanoic Acid	UM	< 0.050	0.050	mg/L	AM23G	9/17/10	kb
N i-Pentanoic Acid	UM	< 0.150	0.150	mg/L	AM23G	9/17/10	kb
N Lactic Acid	M	0.150	0.100	mg/L	AM23G	9/17/10	kb
N Pentanoic Acid	UM	< 0.070	0.070	mg/L	AM23G	9/17/10	kb
N Propionic Acid	JM	0.042	0.050	mg/L	AM23G	9/17/10	kb
N Pyruvic Acid	UM	< 0.150	0.150	mg/L	AM23G	9/17/10	kb

02-00538

Data Qualifiers: J - estimated value, U - Non detect, R - Poor surrogate recovery, M - Recovery/RPD poor for MS/MSD, SAMP/DUP, B - detected in blank, S - field sample as received did not meet NELAC sample acceptance criteria, L - Subcontracted Lab used, N - NELAC certified analysis

Client Name: Tetra Tech, Inc. - San Bernardino
Contact: Mark Feldman
Address: 301 E. Vanderbilt Way Suite 450
San Bernardino, CA 92408

Report Date: 30-Sep-2010

Project Name: Tetra-Tech Lockheed
Project Number: [none]

Work Order Number: A0I1181

Received on Ice (Y/N): Yes Temp: 4 °C

Client Name: ES Babcock and Sons, Inc
Contact: Lorenzo Rodriguez
Address: 6100 Quail Valley
PO Box 432
Riverside, CA 92502-0432

Lab Proj #: P1009160
Report Date: 09/23/10
Client Proj Name: A0I1181
Client Proj #: A0I1181

Prep Method: Volatile Fatty Acids by Ion Chromatography
Analysis Method: Volatile Fatty Acids by Ion Chromatography

M100916029-MB

	Result		TrueSpikeConc.	RDL	%Recovery	Ctl Limits
Acetic Acid	0.010	mg/L		0.07		- NA
Propionic Acid	< 0.050	mg/L		0.05		- NA
Butyric Acid	< 0.050	mg/L		0.05		- NA
Lactic Acid	0.044	mg/L		0.1		- NA
Pyruvic Acid	< 0.150	mg/L		0.15		- NA
i-Pentanoic Acid	< 0.150	mg/L		0.15		- NA
Pentanoic Acid	< 0.070	mg/L		0.07		- NA
i-Hexanoic Acid	< 0.050	mg/L		0.05		- NA
Hexanoic Acid	< 0.050	mg/L		0.05		- NA

M100916029-LCS

	Result		TrueSpikeConc.	%Recovery	Ctl Limits
Acetic Acid	2.000	mg/L	2.00	100.00	70 - 130
Propionic Acid	1.900	mg/L	2.00	95.00	70 - 130
Butyric Acid	1.900	mg/L	2.00	95.00	70 - 130
Lactic Acid	2.000	mg/L	2.00	100.00	70 - 130
Pyruvic Acid	2.000	mg/L	2.00	100.00	70 - 130
i-Pentanoic Acid	1.800	mg/L	2.00	90.00	70 - 130
Pentanoic Acid	1.900	mg/L	2.00	95.00	70 - 130
i-Hexanoic Acid	2.100	mg/L	2.00	105.00	70 - 130
Hexanoic Acid	1.700	mg/L	2.00	85.00	70 - 130

Outlined Results indicate results outside of Control limits

02-00538

Data Qualifiers: J - estimated value, U - Non detect, R - Poor surrogate recovery, M - Recovery/RPD poor for MS/MSD, SAMP/DUP, B - detected in blank, S - field sample as received did not meet NELAC sample acceptance criteria, L - Subcontracted Lab used, N - NELAC certified analysis

Client Name: Tetra Tech, Inc. - San Bernardino
Contact: Mark Feldman
Address: 301 E. Vanderbilt Way Suite 450
San Bernardino, CA 92408

Report Date: 30-Sep-2010

Project Name: Tetra-Tech Lockheed
Project Number: [none]

Work Order Number: A0I1181

Received on Ice (Y/N): Yes Temp: 4 °C

Client Name: ES Babcock and Sons, Inc
Contact: Lorenzo Rodriguez
Address: 6100 Quail Valley
PO Box 432
Riverside, CA 92502-0432

Lab Proj #: P1009160
Report Date: 09/23/10
Client Proj Name: A0I1181
Client Proj #: A0I1181

Prep Method: Light Hydrocarbons (C1-C4) in Water
Analysis Method: Light Hydrocarbons (C1-C4) in Water

M100917017-MB

	Result		TrueSpikeConc.	RDL	%Recovery	Ctl Limits
Methane	< 0.10	ug/L		0.10		- NA
Ethane	< 0.10	ug/L		0.10		- NA
Ethene	< 0.10	ug/L		0.10		- NA

M100917017-LCS

	Result		TrueSpikeConc.	%Recovery	Ctl Limits
Methane	48.00	ug/L	48.40	99.00	75 - 125
Ethane	89.00	ug/L	90.00	99.00	75 - 125
Ethene	83.00	ug/L	81.60	102.00	75 - 125

M100917017-LCSD

	Result		TrueSpikeConc.	%Recovery	Ctl Limits	RPD	RPD Ctl Limits
Methane	47.00	ug/L	48.40	97.00	75 - 125	2.11	0 - 20
Ethane	88.00	ug/L	90.00	98.00	75 - 125	1.13	0 - 20
Ethene	82.00	ug/L	81.60	100.00	75 - 125	1.21	0 - 20

P1009116-01A-DUP

	Result		TrueSpikeConc.	%Recovery	Ctl Limits	RPD	RPD Ctl Limits
Methane	49.00	ug/L			- NA	7.84	0 - 20
Ethane	< 0.22	ug/L			- NA	0.00	0 - 20
Ethene	0.08	ug/L			- NA	0.00	0 - 20

Outlined Results indicate results outside of Control limits

02-00538

Data Qualifiers: J - estimated value, U - Non detect, R - Poor surrogate recovery, M - Recovery/RPD poor for MS/MSD, SAMP/DUP, B - detected in blank, S - field sample as received did not meet NELAC sample acceptance criteria, L - Subcontracted Lab used, N - NELAC certified analysis

Client Name: Tetra Tech, Inc. - San Bernardino
Contact: Mark Feldman
Address: 301 E. Vanderbilt Way Suite 450
San Bernardino, CA 92408

Report Date: 30-Sep-2010

Project Name: Tetra-Tech Lockheed
Project Number: [none]

Work Order Number: A0I1181

Received on Ice (Y/N): Yes Temp: 4 °C

Client Name: ES Babcock and Sons, Inc
Contact: Lorenzo Rodriguez
Address: 6100 Quail Valley
PO Box 432
Riverside, CA 92502-0432

Page: Page 6 of 6
Lab Proj #: P1009160
Report Date: 09/23/10
Client Proj Name: A0I1181
Client Proj #: A0I1181

Prep Method: Hydrogen by Bubble Strip
Analysis Method: Hydrogen by Bubble Strip

M100921015-MB

	Result		TrueSpikeConc.	RDL	%Recovery	Ctl Limits
Hydrogen	< 0.600	nM		0.600		- NA

M100921015-LCS

	Result		TrueSpikeConc.	%Recovery	Ctl Limits
Hydrogen	8.500	nM	9.78	87.00	75 - 125

M100921015-LCSD

	Result		TrueSpikeConc.	%Recovery	Ctl Limits	RPD	RPD Ctl Limits
Hydrogen	8.400	nM	9.78	86.00	75 - 125	1.18	0 - 20

[ ] Outlined Results indicate results outside of Control limits

nelac 02-00538

Data Qualifiers: J - estimated value, U - Non detect, R - Poor surrogate recovery, M - Recovery/RPD poor for MS/MSD, SAMP/DUP, B - detected in blank, S - field sample as received did not meet NELAC sample acceptance criteria, L - Subcontracted Lab used, N - NELAC certified analysis

Client Name: Tetra Tech, Inc. - San Bernardino
Contact: Mark Feldman
Address: 301 E. Vanderbilt Way Suite 450
San Bernardino, CA 92408

Report Date: 30-Sep-2010

Project Name: Tetra-Tech Lockheed
Project Number: [none]

Work Order Number: A0I1181

Received on Ice (Y/N): Yes Temp: 4 °C

SUBCONTRACT ORDER
E.S. Babcock & Sons, Inc.
A0I1181

Printed: 9/13/2010 13:49

PW 09160

SENDING LABORATORY:
E.S. Babcock & Sons, Inc.
P. O. Box 432
Riverside, CA 92502-0432
Phone: (951) 653-3351
Fax: (951) 653-1662
Project Manager: Lorenzo (Z) Rodriguez

RECEIVING LABORATORY:
Microseeps - Subcontract
220 William Pitt Way
Pittsburgh, PA 15238
Phone :(800) 659-2887
Fax: -

Copy/Relog from A0G1955.
Client: Tetra Tech, Inc. - San Bernardino
Sampler: Jose R. Santoya

Analysis	Due	Expires Regulatory Days Past Date Sampled	Laboratory ID	Comments
Sample ID: A0I1181-05	**Liquid**	**Sampled:09/13/10 10:58**	**MW-70**	***Proj.No.:*[none]**
Subout_02	09/27/10 17:00	09/23/10 10:58	J-flags AM23G - Volatile Fatty Acid	
Subout_01	09/27/10 17:00	09/23/10 10:58	J-flags RSK175 - Methane, Ethane, Ethene	
Subout	09/27/10 17:00	09/23/10 10:58	J-flags AM20GAX - Hydrogen	
Containers Supplied:				
Voa Vial -Unpres (H)	Voa Vial -Unpres (I)	Voa Vial -Unpres (J)	Voa Vial -Unpres (K)	~~Voa Vial -Unpres (L)~~ AB 9/13/10
~~Voa Vial -Unpres (M)~~ AB 9/13/10	Other- Unpres. (N)			

All Containers Intact: Yes No Samples Preserved Properly: Yes No
Samples Received at 6.0 °C 9/14 Sample Lables / COC Agree: Yes No Custody Seals Present: Yes No

Please forward all acknowledgements of sample receipt, final reports and invoices to data@babcocklabs.com
NO HARDCOPIES PLEASE.

Released By	Date	Received By	Date
Angie Brown	9/13/10		9/14/10
Released By	Date	Received By	Date

Page 1 of 1

E.S.BABCOCK&Sons,Inc.
Environmental Laboratories est 1906

Client Name: Tetra Tech, Inc. - San Bernardino
Contact: Mark Feldman
Address: 301 E. Vanderbilt Way Suite 450
San Bernardino, CA 92408

Report Date: 30-Sep-2010

Analytical Report: Page 32 of 32
Project Name: Tetra-Tech Lockheed
Project Number: [none]

Work Order Number: A0I1181

Received on Ice (Y/N): Yes Temp: 4 °C

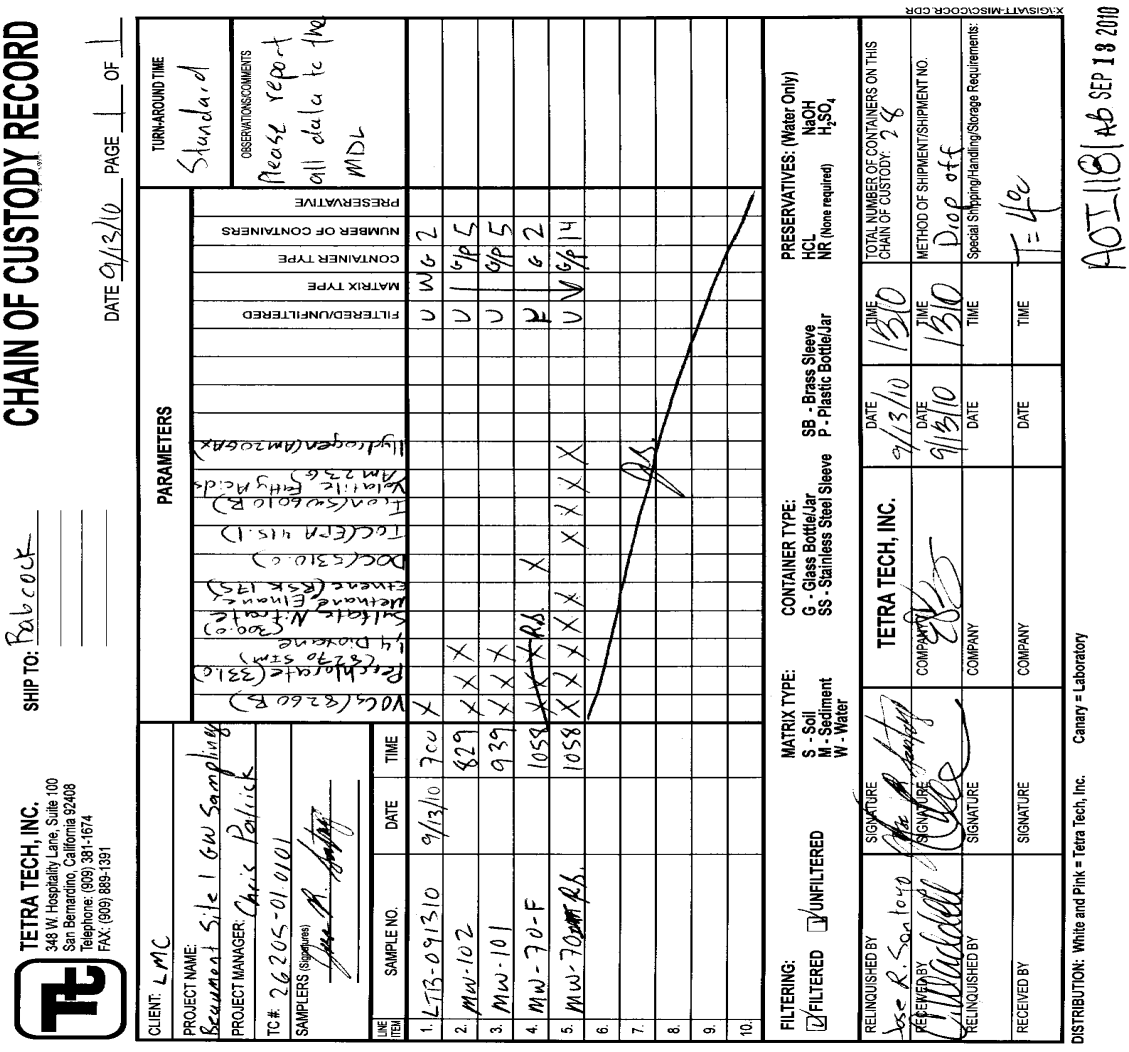

CHAIN OF CUSTODY RECORD

TETRA TECH, INC.
348 W. Hospitality Lane, Suite 100
San Bernardino, California 92408
Telephone: (909) 381-1674
FAX: (909) 889-1391

SHIP TO: Babcock

DATE 9/13/10 PAGE 1 OF 1

CLIENT: LMC
PROJECT NAME: Revamont Site 1 GW Sampling
PROJECT MANAGER: Chris Pollick
TC#: 26205-01 0101
SAMPLERS (Signatures): [signature]

PARAMETERS: VOCs (8260 B), Perchlorate (331.0), 1,4 Dioxane (8270 SIM), Sulfate, Nitrate, Methane, Ethane, Ethene (RSK 175), DOC (5310.C), TCE/CFM (151.1), Total Coliform (SM9223 B), Xylenes, Total (EPA 8015B), Hydrazine (Am20GAX)

LINE ITEM	SAMPLE NO.	DATE	TIME	FILTERED/UNFILTERED	MATRIX TYPE	CONTAINER TYPE	NUMBER OF CONTAINERS	PRESERVATIVE
1.	LTB-091310	9/13/10	700	U	WG	2		
2.	MW-102		829	U	W	6P	5	
3.	MW-101		939	U	W	6P	5	
4.	MW-70-F		1059	F	W	6	2	
5.	MW-70 RS		1058	U	W	6P	14	
6.								
7.								
8.								
9.								
10.								

FILTERING: ☑ FILTERED ☐ UNFILTERED

MATRIX TYPE: S - Soil, M - Sediment, W - Water

CONTAINER TYPE: G - Glass Bottle/Jar, SS - Stainless Steel Sleeve, SB - Brass Sleeve, P - Plastic Bottle/Jar

PRESERVATIVES: (Water Only) HCL, NaOH, NR (None required), H_2SO_4

TURN-AROUND TIME: Standard

OBSERVATIONS/COMMENTS: Please report all data to the MDL

TOTAL NUMBER OF CONTAINERS ON THIS CHAIN OF CUSTODY: 28

METHOD OF SHIPMENT/SHIPMENT NO.: Drop off

Special Shipping/Handling/Storage Requirements: T=4c

	SIGNATURE	COMPANY	DATE	TIME
RELINQUISHED BY	[signature]	TETRA TECH, INC.	9/13/10	1310
RECEIVED BY	[signature]		9/13/10	1310
RELINQUISHED BY	SIGNATURE	COMPANY	DATE	TIME
RECEIVED BY	SIGNATURE	COMPANY	DATE	TIME

DISTRIBUTION: White and Pink = Tetra Tech, Inc. Canary = Laboratory

X:\GIS\ATT-MISC\COCR.CDR

A0I1181 AB SEP 13 2010

E.S.BABCOCK&Sons,Inc.
Environmental Laboratories est 1906

Client Name: Tetra Tech, Inc. - San Bernardino
Contact: Mark Feldman
Address: 301 E. Vanderbilt Way Suite 450
San Bernardino, CA 92408

Report Date: 06-Oct-2010

Analytical Report: Page 1 of 50
Project Name: Tetra-Tech Lockheed
Project Number: [none]

Work Order Number: A0I1525

Received on Ice (Y/N): Yes Temp: 3 °C

Attached is the analytical report for the sample(s) received for your project. Below is a list of the individual sample descriptions with the corresponding laboratory number(s). Also, enclosed is a copy of the Chain of Custody document (if received with your sample(s)). Please note any unused portion of the sample(s) may be responsibly discarded after 30 days from the above report date, unless you have requested otherwise.

Thank you for the opportunity to serve your analytical needs. If you have any questions or concerns regarding this report please contact our client service department.

Sample Identification

Lab Sample #	Client Sample ID	Matrix	Date Sampled	By	Date Submitted	By
A0I1525-01	LTB-091410 Beaumont Site 1, Groundwater Sampling	Liquid	09/14/10 07:00	Jose R. Santoya	09/15/10 07:20	William Bayle
A0I1525-02	F33-TW2 Beaumont Site 1, Groundwater Sampling	Liquid	09/14/10 08:25	Jose R. Santoya	09/15/10 07:20	William Bayle
A0I1525-03	F33-TW2-F Beaumont Site 1, Groundwater Sampling	Liquid	09/14/10 08:25	Jose R. Santoya	09/15/10 07:20	William Bayle
A0I1525-04	F33-TW3-F Beaumont Site 1, Groundwater Sampling	Liquid	09/14/10 10:14	Jose R. Santoya	09/15/10 07:20	William Bayle
A0I1525-05	F33-TW3 Beaumont Site 1, Groundwater Sampling	Liquid	09/14/10 10:14	Jose R. Santoya	09/15/10 07:20	William Bayle
A0I1525-06	F33-TW7 Beaumont Site 1, Groundwater Sampling	Liquid	09/14/10 11:59	Jose R. Santoya	09/15/10 07:20	William Bayle
A0I1525-07	F33-TW7-F Beaumont Site 1, Groundwater Sampling	Liquid	09/14/10 11:59	Jose R. Santoya	09/15/10 07:20	William Bayle
A0I1525-08	F33-TW6 Beaumont Site 1, Groundwater Sampling	Liquid	09/14/10 13:04	Jose R. Santoya	09/15/10 07:20	William Bayle
A0I1525-09	F33-TW6-F Beaumont Site 1, Groundwater Sampling	Liquid	09/14/10 13:04	Jose R. Santoya	09/15/10 07:20	William Bayle

Note: Due to a laboratory oversight, A0I1525-02 was not used as the Total Organic Carbon Matrix Spike/Matrix Spike Duplicate Quality Control source sample.

Note: Analyses RSK-175, AM23G, and AM20GAX were subcontracted to Microseeps. Microseeps data begins to appear on page 36.

E.S.BABCOCK&Sons,Inc.
Environmental Laboratories est 1906

Client Name: Tetra Tech, Inc. - San Bernardino
Contact: Mark Feldman
Address: 301 E. Vanderbilt Way Suite 450
San Bernardino, CA 92408

Report Date: 06-Oct-2010

Project Name: Tetra-Tech Lockheed
Project Number: [none]

Work Order Number: A0I1525

Received on Ice (Y/N): Yes Temp: 3 °C

Laboratory Reference Number
A0I1525-01

Sample Description	Matrix	Sampled Date/Time	Received Date/Time
LTB-091410 Beaumont Site 1, Groundwater Sampling	Liquid	09/14/10 07:00	09/15/10 7:20

Analyte(s)	Result	RDL	MDL	Units	Method	Analysis Date	Analyst	Flag
Volatile Organic Compounds by EPA 8260B								
1,1,1-Trichloroethane	ND	0.50	0.12	ug/L	8260B_SIM	09/21/10 21:44	eec	
1,1,2,2-Tetrachloroethane	ND	0.50	0.29	ug/L	8260B_SIM	09/21/10 21:44	eec	
1,1,2-Trichloroethane	ND	0.50	0.31	ug/L	8260B_SIM	09/21/10 21:44	eec	
1,1-Dichloroethane	ND	0.50	0.098	ug/L	8260B_SIM	09/21/10 21:44	eec	
1,1-Dichloroethene	ND	0.50	0.12	ug/L	8260B_SIM	09/21/10 21:44	eec	
1,2,3-Trichloropropane	ND	0.50	0.29	ug/L	8260B_SIM	09/21/10 21:44	eec	
1,2-Dichlorobenzene	ND	0.50	0.20	ug/L	8260B_SIM	09/21/10 21:44	eec	
1,2-Dichloroethane	ND	0.50	0.21	ug/L	8260B_SIM	09/21/10 21:44	eec	
1,2-Dichloropropane	ND	0.50	0.19	ug/L	8260B_SIM	09/21/10 21:44	eec	
1,3-Dichlorobenzene	ND	0.50	0.15	ug/L	8260B_SIM	09/21/10 21:44	eec	
1,4-Dichlorobenzene	ND	0.50	0.072	ug/L	8260B_SIM	09/21/10 21:44	eec	
2-Butanone(MEK)	ND	3.0	1.2	ug/L	8260B_SIM	09/21/10 21:44	eec	
2-Hexanone	ND	5.0	1.2	ug/L	8260B_SIM	09/21/10 21:44	eec	
4-Methyl-2-Pentanone(MIBK)	ND	5.0	0.95	ug/L	8260B_SIM	09/21/10 21:44	eec	
Acetone	ND	10	5.0	ug/L	8260B_SIM	09/21/10 21:44	eec	
Benzene	ND	0.50	0.14	ug/L	8260B_SIM	09/21/10 21:44	eec	
Bromodichloromethane	ND	0.50	0.11	ug/L	8260B_SIM	09/21/10 21:44	eec	
Bromoform	0.27	0.50	0.13	ug/L	8260B_SIM	09/21/10 21:44	eec	PblkJ, J
Bromomethane	ND	0.50	0.48	ug/L	8260B_SIM	09/21/10 21:44	eec	
Carbon Disulfide	ND	0.50	0.36	ug/L	8260B_SIM	09/21/10 21:44	eec	
Carbon Tetrachloride	ND	0.50	0.15	ug/L	8260B_SIM	09/21/10 21:44	eec	
Chlorobenzene	ND	0.50	0.23	ug/L	8260B_SIM	09/21/10 21:44	eec	
Chloroethane	ND	0.50	0.35	ug/L	8260B_SIM	09/21/10 21:44	eec	
Chloroform	ND	0.50	0.17	ug/L	8260B_SIM	09/21/10 21:44	eec	
Chloromethane	ND	0.50	0.36	ug/L	8260B_SIM	09/21/10 21:44	eec	
cis-1,2-Dichloroethene	ND	0.50	0.18	ug/L	8260B_SIM	09/21/10 21:44	eec	
cis-1,3-Dichloropropene	ND	0.50	0.30	ug/L	8260B_SIM	09/21/10 21:44	eec	
Dibromochloromethane	ND	0.50	0.37	ug/L	8260B_SIM	09/21/10 21:44	eec	
Ethylbenzene	ND	0.50	0.26	ug/L	8260B_SIM	09/21/10 21:44	eec	
Methyl tert Butyl Ether	ND	5.0	0.29	ug/L	8260B_SIM	09/21/10 21:44	eec	
Methylene Chloride	ND	3.0	0.15	ug/L	8260B_SIM	09/21/10 21:44	eec	
Styrene	ND	0.50	0.22	ug/L	8260B_SIM	09/21/10 21:44	eec	
Tetrachloroethene	ND	0.50	0.17	ug/L	8260B_SIM	09/21/10 21:44	eec	

E.S.BABCOCK&Sons,Inc.
Environmental Laboratories est 1906

Client Name: Tetra Tech, Inc. - San Bernardino
Contact: Mark Feldman
Address: 301 E. Vanderbilt Way Suite 450
San Bernardino, CA 92408

Report Date: 06-Oct-2010

Project Name: Tetra-Tech Lockheed
Project Number: [none]

Work Order Number: A0I1525

Received on Ice (Y/N): Yes Temp: 3 °C

Laboratory Reference Number
A0I1525-01

Sample Description	Matrix	Sampled Date/Time	Received Date/Time
LTB-091410 Beaumont Site 1, Groundwater Sampling	Liquid	09/14/10 07:00	09/15/10 7:20

Analyte(s)	Result		RDL	MDL	Units	Method	Analysis Date	Analyst	Flag
Volatile Organic Compounds by EPA 8260B									
Toluene	ND		0.50	0.22	ug/L	8260B_SIM	09/21/10 21:44	eec	
trans-1,2-Dichloroethene	ND		0.50	0.10	ug/L	8260B_SIM	09/21/10 21:44	eec	
trans-1,3-Dichloropropene	ND		0.50	0.24	ug/L	8260B_SIM	09/21/10 21:44	eec	
Trichloroethene	ND		0.50	0.17	ug/L	8260B_SIM	09/21/10 21:44	eec	
Trichlorofluoromethane	ND		5.0	0.16	ug/L	8260B_SIM	09/21/10 21:44	eec	
Vinyl Acetate	ND		10	0.48	ug/L	8260B_SIM	09/21/10 21:44	eec	
Vinyl Chloride	ND		0.50	0.13	ug/L	8260B_SIM	09/21/10 21:44	eec	
Xylenes (m+p)	ND		0.50	0.36	ug/L	8260B_SIM	09/21/10 21:44	eec	
Xylenes (ortho)	ND		0.50	0.41	ug/L	8260B_SIM	09/21/10 21:44	eec	
1,4-Dioxane	ND		35	31	ug/L	8260B_SIM	09/21/10 21:44	eec	
Surrogate: 1,2-Dichloroethane-d4	113	%	80-124			EPA 8260B	09/21/10 21:44	eec	
Surrogate: Bromofluorobenzene	98.6	%	80-120			EPA 8260B	09/21/10 21:44	eec	
Surrogate: Toluene-d8	95.4	%	80-120			EPA 8260B	09/21/10 21:44	eec	

Client Name: Tetra Tech, Inc. - San Bernardino
Contact: Mark Feldman
Address: 301 E. Vanderbilt Way Suite 450
San Bernardino, CA 92408

Report Date: 06-Oct-2010

Project Name: Tetra-Tech Lockheed
Project Number: [none]

Work Order Number: A0I1525

Received on Ice (Y/N): Yes Temp: 3 °C

Laboratory Reference Number

A0I1525-02

Sample Description	Matrix	Sampled Date/Time	Received Date/Time
F33-TW2 Beaumont Site 1, Groundwater Sampling	Liquid	09/14/10 08:25	09/15/10 7:20

Analyte(s)	Result	RDL	MDL	Units	Method	Analysis Date	Analyst	Flag
Anions								
Sulfate	58	0.50	0.37	mg/L	EPA 300.0	09/16/10 05:17	KM	
Nitrate as N	ND	0.20	0.11	mg/L	EPA 300.0	09/16/10 05:17	KM	
Aggregate Organic Compounds								
Total Organic Carbon	1.9	0.70	0.16	mg/L	SM 5310B	09/22/10 04:58	cmd	
General Inorganics								
Perchlorate	ND	0.10	0.071	ug/L*	EPA 332.0	09/21/10 11:30	sll	
Metals and Metalloids; EPA SW846 Series								
Iron	1200	20	12	ug/L	EPA 6010B	09/16/10 15:08	lmt	
Volatile Organic Compounds by EPA 8260B								
1,1,1-Trichloroethane	ND	0.50	0.12	ug/L	8260B_SIM	09/22/10 01:11	eec	
1,1,2,2-Tetrachloroethane	ND	0.50	0.29	ug/L	8260B_SIM	09/22/10 01:11	eec	
1,1,2-Trichloroethane	ND	0.50	0.31	ug/L	8260B_SIM	09/22/10 01:11	eec	
1,1-Dichloroethane	ND	0.50	0.098	ug/L	8260B_SIM	09/22/10 01:11	eec	
1,1-Dichloroethene	0.35	0.50	0.12	ug/L	8260B_SIM	09/22/10 01:11	eec	J
1,2,3-Trichloropropane	ND	0.50	0.29	ug/L	8260B_SIM	09/22/10 01:11	eec	
1,2-Dichlorobenzene	ND	0.50	0.20	ug/L	8260B_SIM	09/22/10 01:11	eec	
1,2-Dichloroethane	ND	0.50	0.21	ug/L	8260B_SIM	09/22/10 01:11	eec	
1,2-Dichloropropane	ND	0.50	0.19	ug/L	8260B_SIM	09/22/10 01:11	eec	
1,3-Dichlorobenzene	ND	0.50	0.15	ug/L	8260B_SIM	09/22/10 01:11	eec	
1,4-Dichlorobenzene	ND	0.50	0.072	ug/L	8260B_SIM	09/22/10 01:11	eec	
2-Butanone(MEK)	ND	3.0	1.2	ug/L	8260B_SIM	09/22/10 01:11	eec	
2-Hexanone	ND	5.0	1.2	ug/L	8260B_SIM	09/22/10 01:11	eec	
4-Methyl-2-Pentanone(MIBK)	ND	5.0	0.95	ug/L	8260B_SIM	09/22/10 01:11	eec	
Acetone	ND	10	5.0	ug/L	8260B_SIM	09/22/10 01:11	eec	
Benzene	ND	0.50	0.14	ug/L	8260B_SIM	09/22/10 01:11	eec	
Bromodichloromethane	ND	0.50	0.11	ug/L	8260B_SIM	09/22/10 01:11	eec	
Bromoform	ND	0.50	0.13	ug/L	8260B_SIM	09/22/10 01:11	eec	
Bromomethane	ND	0.50	0.48	ug/L	8260B_SIM	09/22/10 01:11	eec	
Carbon Disulfide	ND	0.50	0.36	ug/L	8260B_SIM	09/22/10 01:11	eec	
Carbon Tetrachloride	ND	0.50	0.15	ug/L	8260B_SIM	09/22/10 01:11	eec	

Client Name: Tetra Tech, Inc. - San Bernardino
Contact: Mark Feldman
Address: 301 E. Vanderbilt Way Suite 450
San Bernardino, CA 92408

Report Date: 06-Oct-2010

Project Name: Tetra-Tech Lockheed
Project Number: [none]

Work Order Number: A0I1525

Received on Ice (Y/N): Yes Temp: 3 °C

Laboratory Reference Number

A0I1525-02

Sample Description	Matrix	Sampled Date/Time	Received Date/Time
F33-TW2 Beaumont Site 1, Groundwater Sampling	Liquid	09/14/10 08:25	09/15/10 7:20

Analyte(s)	Result	RDL	MDL	Units	Method	Analysis Date	Analyst	Flag
Volatile Organic Compounds by EPA 8260B								
Chlorobenzene	ND	0.50	0.23	ug/L	8260B_SIM	09/22/10 01:11	eec	
Chloroethane	ND	0.50	0.35	ug/L	8260B_SIM	09/22/10 01:11	eec	
Chloroform	ND	0.50	0.17	ug/L	8260B_SIM	09/22/10 01:11	eec	
Chloromethane	ND	0.50	0.36	ug/L	8260B_SIM	09/22/10 01:11	eec	
cis-1,2-Dichloroethene	0.22	0.50	0.18	ug/L	8260B_SIM	09/22/10 01:11	eec	J
cis-1,3-Dichloropropene	ND	0.50	0.30	ug/L	8260B_SIM	09/22/10 01:11	eec	
Dibromochloromethane	ND	0.50	0.37	ug/L	8260B_SIM	09/22/10 01:11	eec	
Ethylbenzene	ND	0.50	0.26	ug/L	8260B_SIM	09/22/10 01:11	eec	
Methyl tert Butyl Ether	ND	5.0	0.29	ug/L	8260B_SIM	09/22/10 01:11	eec	
Methylene Chloride	ND	3.0	0.15	ug/L	8260B_SIM	09/22/10 01:11	eec	
Styrene	ND	0.50	0.22	ug/L	8260B_SIM	09/22/10 01:11	eec	
Tetrachloroethene	ND	0.50	0.17	ug/L	8260B_SIM	09/22/10 01:11	eec	
Toluene	ND	0.50	0.22	ug/L	8260B_SIM	09/22/10 01:11	eec	
trans-1,2-Dichloroethene	ND	0.50	0.10	ug/L	8260B_SIM	09/22/10 01:11	eec	
trans-1,3-Dichloropropene	ND	0.50	0.24	ug/L	8260B_SIM	09/22/10 01:11	eec	
Trichloroethene	ND	0.50	0.17	ug/L	8260B_SIM	09/22/10 01:11	eec	
Trichlorofluoromethane	ND	5.0	0.16	ug/L	8260B_SIM	09/22/10 01:11	eec	
Vinyl Acetate	ND	10	0.48	ug/L	8260B_SIM	09/22/10 01:11	eec	
Vinyl Chloride	ND	0.50	0.13	ug/L	8260B_SIM	09/22/10 01:11	eec	
Xylenes (m+p)	ND	0.50	0.36	ug/L	8260B_SIM	09/22/10 01:11	eec	
Xylenes (ortho)	ND	0.50	0.41	ug/L	8260B_SIM	09/22/10 01:11	eec	
1,4-Dioxane	ND	35	31	ug/L	8260B_SIM	09/22/10 01:11	eec	
Surrogate: 1,2-Dichloroethane-d4	117	% 80-124			EPA 8260B	09/22/10 01:11	eec	
Surrogate: Bromofluorobenzene	97.2	% 80-120			EPA 8260B	09/22/10 01:11	eec	
Surrogate: Toluene-d8	93.8	% 80-120			EPA 8260B	09/22/10 01:11	eec	

E.S.BABCOCK&Sons,Inc.
Environmental Laboratories est 1906

Client Name: Tetra Tech, Inc. - San Bernardino
Contact: Mark Feldman
Address: 301 E. Vanderbilt Way Suite 450
San Bernardino, CA 92408

Report Date: 06-Oct-2010

Project Name: Tetra-Tech Lockheed
Project Number: [none]

Work Order Number: A0I1525

Received on Ice (Y/N): Yes Temp: 3 °C

Laboratory Reference Number

A0I1525-02

Sample Description	Matrix	Sampled Date/Time	Received Date/Time
F33-TW2 Beaumont Site 1, Groundwater Sampling	Liquid	09/14/10 08:25	09/15/10 7:20

Analyte(s)	Result	RDL	MDL	Units	Method	Analysis Date	Analyst	Flag
Semivolatile Organic Compounds by EPA 8270C SIM								
1,4-Dioxane	4.0	0.20	0.10	ug/L	EPA8270C M	09/17/10 20:30	DF	

E.S.BABCOCK&Sons,Inc.
Environmental Laboratories est 1906

Client Name: Tetra Tech, Inc. - San Bernardino
Contact: Mark Feldman
Address: 301 E. Vanderbilt Way Suite 450
San Bernardino, CA 92408

Report Date: 06-Oct-2010

Project Name: Tetra-Tech Lockheed
Project Number: [none]

Work Order Number: A0I1525

Received on Ice (Y/N): Yes Temp: 3 °C

Laboratory Reference Number

A0I1525-03

Sample Description	Matrix	Sampled Date/Time	Received Date/Time
F33-TW2-F Beaumont Site 1, Groundwater Sampling	Liquid	09/14/10 08:25	09/15/10 7:20

Analyte(s)	Result	RDL	MDL	Units	Method	Analysis Date	Analyst	Flag
Aggregate Organic Compounds								
Dissolved Organic Carbon	2.2	0.70	0.36	mg/L	SM 5310B	09/25/10 01:03	cmd	N-TOC

E.S.BABCOCK&Sons,Inc.
Environmental Laboratories est 1906

Client Name: Tetra Tech, Inc. - San Bernardino
Contact: Mark Feldman
Address: 301 E. Vanderbilt Way Suite 450
San Bernardino, CA 92408

Report Date: 06-Oct-2010

Project Name: Tetra-Tech Lockheed
Project Number: [none]

Work Order Number: A0I1525

Received on Ice (Y/N): Yes Temp: 3 °C

Laboratory Reference Number

A0I1525-04

Sample Description	Matrix	Sampled Date/Time	Received Date/Time
F33-TW3-F Beaumont Site 1, Groundwater Sampling	Liquid	09/14/10 10:14	09/15/10 7:20

Analyte(s)	Result	RDL	MDL	Units	Method	Analysis Date	Analyst	Flag
Aggregate Organic Compounds								
Dissolved Organic Carbon	1.6	0.70	0.36	mg/L	SM 5310B	09/25/10 01:03	cmd	N-TOC

E.S.BABCOCK&Sons,Inc.
Environmental Laboratories est 1906

Client Name: Tetra Tech, Inc. - San Bernardino
Contact: Mark Feldman
Address: 301 E. Vanderbilt Way Suite 450
San Bernardino, CA 92408

Report Date: 06-Oct-2010

Project Name: Tetra-Tech Lockheed
Project Number: [none]

Work Order Number: A0I1525

Received on Ice (Y/N): Yes Temp: 3 °C

Laboratory Reference Number

A0I1525-05

Sample Description	Matrix	Sampled Date/Time	Received Date/Time
F33-TW3 Beaumont Site 1, Groundwater Sampling	Liquid	09/14/10 10:14	09/15/10 7:20

Analyte(s)	Result	RDL	MDL	Units	Method	Analysis Date	Analyst	Flag
Anions								
Sulfate	45	0.50	0.37	mg/L	EPA 300.0	09/16/10 05:28	KM	
Nitrate as N	ND	0.20	0.11	mg/L	EPA 300.0	09/16/10 05:28	KM	
Aggregate Organic Compounds								
Total Organic Carbon	1.4	0.70	0.16	mg/L	SM 5310B	09/22/10 04:58	cmd	
General Inorganics								
Perchlorate	ND	0.10	0.071	ug/L*	EPA 332.0	09/21/10 11:30	sll	
Metals and Metalloids; EPA SW846 Series								
Iron	780	20	12	ug/L	EPA 6010B	09/16/10 15:14	lmt	
Volatile Organic Compounds by EPA 8260B								
1,1,1-Trichloroethane	ND	0.50	0.12	ug/L	8260B_SIM	09/22/10 01:46	eec	
1,1,2,2-Tetrachloroethane	ND	0.50	0.29	ug/L	8260B_SIM	09/22/10 01:46	eec	
1,1,2-Trichloroethane	ND	0.50	0.31	ug/L	8260B_SIM	09/22/10 01:46	eec	
1,1-Dichloroethane	0.18	0.50	0.098	ug/L	8260B_SIM	09/22/10 01:46	eec	J
1,1-Dichloroethene	0.99	0.50	0.12	ug/L	8260B_SIM	09/22/10 01:46	eec	
1,2,3-Trichloropropane	ND	0.50	0.29	ug/L	8260B_SIM	09/22/10 01:46	eec	
1,2-Dichlorobenzene	ND	0.50	0.20	ug/L	8260B_SIM	09/22/10 01:46	eec	
1,2-Dichloroethane	ND	0.50	0.21	ug/L	8260B_SIM	09/22/10 01:46	eec	
1,2-Dichloropropane	ND	0.50	0.19	ug/L	8260B_SIM	09/22/10 01:46	eec	
1,3-Dichlorobenzene	ND	0.50	0.15	ug/L	8260B_SIM	09/22/10 01:46	eec	
1,4-Dichlorobenzene	ND	0.50	0.072	ug/L	8260B_SIM	09/22/10 01:46	eec	
2-Butanone(MEK)	ND	3.0	1.2	ug/L	8260B_SIM	09/22/10 01:46	eec	
2-Hexanone	ND	5.0	1.2	ug/L	8260B_SIM	09/22/10 01:46	eec	
4-Methyl-2-Pentanone(MIBK)	ND	5.0	0.95	ug/L	8260B_SIM	09/22/10 01:46	eec	
Acetone	ND	10	5.0	ug/L	8260B_SIM	09/22/10 01:46	eec	
Benzene	ND	0.50	0.14	ug/L	8260B_SIM	09/22/10 01:46	eec	
Bromodichloromethane	ND	0.50	0.11	ug/L	8260B_SIM	09/22/10 01:46	eec	
Bromoform	ND	0.50	0.13	ug/L	8260B_SIM	09/22/10 01:46	eec	
Bromomethane	ND	0.50	0.48	ug/L	8260B_SIM	09/22/10 01:46	eec	
Carbon Disulfide	ND	0.50	0.36	ug/L	8260B_SIM	09/22/10 01:46	eec	
Carbon Tetrachloride	ND	0.50	0.15	ug/L	8260B_SIM	09/22/10 01:46	eec	

Client Name: Tetra Tech, Inc. - San Bernardino
Contact: Mark Feldman
Address: 301 E. Vanderbilt Way Suite 450
San Bernardino, CA 92408

Report Date: 06-Oct-2010

Project Name: Tetra-Tech Lockheed
Project Number: [none]

Work Order Number: A0I1525

Received on Ice (Y/N): Yes Temp: 3 °C

Laboratory Reference Number

A0I1525-05

Sample Description	Matrix	Sampled Date/Time	Received Date/Time
F33-TW3 Beaumont Site 1, Groundwater Sampling	Liquid	09/14/10 10:14	09/15/10 7:20

Analyte(s)	Result		RDL	MDL	Units	Method	Analysis Date	Analyst	Flag
Volatile Organic Compounds by EPA 8260B									
Chlorobenzene	ND		0.50	0.23	ug/L	8260B_SIM	09/22/10 01:46	eec	
Chloroethane	ND		0.50	0.35	ug/L	8260B_SIM	09/22/10 01:46	eec	
Chloroform	ND		0.50	0.17	ug/L	8260B_SIM	09/22/10 01:46	eec	
Chloromethane	ND		0.50	0.36	ug/L	8260B_SIM	09/22/10 01:46	eec	
cis-1,2-Dichloroethene	0.24		0.50	0.18	ug/L	8260B_SIM	09/22/10 01:46	eec	J
cis-1,3-Dichloropropene	ND		0.50	0.30	ug/L	8260B_SIM	09/22/10 01:46	eec	
Dibromochloromethane	ND		0.50	0.37	ug/L	8260B_SIM	09/22/10 01:46	eec	
Ethylbenzene	ND		0.50	0.26	ug/L	8260B_SIM	09/22/10 01:46	eec	
Methyl tert Butyl Ether	ND		5.0	0.29	ug/L	8260B_SIM	09/22/10 01:46	eec	
Methylene Chloride	ND		3.0	0.15	ug/L	8260B_SIM	09/22/10 01:46	eec	
Styrene	ND		0.50	0.22	ug/L	8260B_SIM	09/22/10 01:46	eec	
Tetrachloroethene	ND		0.50	0.17	ug/L	8260B_SIM	09/22/10 01:46	eec	
Toluene	ND		0.50	0.22	ug/L	8260B_SIM	09/22/10 01:46	eec	
trans-1,2-Dichloroethene	ND		0.50	0.10	ug/L	8260B_SIM	09/22/10 01:46	eec	
trans-1,3-Dichloropropene	ND		0.50	0.24	ug/L	8260B_SIM	09/22/10 01:46	eec	
Trichloroethene	0.57		0.50	0.17	ug/L	8260B_SIM	09/22/10 01:46	eec	
Trichlorofluoromethane	ND		5.0	0.16	ug/L	8260B_SIM	09/22/10 01:46	eec	
Vinyl Acetate	ND		10	0.48	ug/L	8260B_SIM	09/22/10 01:46	eec	
Vinyl Chloride	ND		0.50	0.13	ug/L	8260B_SIM	09/22/10 01:46	eec	
Xylenes (m+p)	ND		0.50	0.36	ug/L	8260B_SIM	09/22/10 01:46	eec	
Xylenes (ortho)	ND		0.50	0.41	ug/L	8260B_SIM	09/22/10 01:46	eec	
1,4-Dioxane	ND		35	31	ug/L	8260B_SIM	09/22/10 01:46	eec	
Surrogate: 1,2-Dichloroethane-d4	116	%	80-124			EPA 8260B	09/22/10 01:46	eec	
Surrogate: Bromofluorobenzene	96.6	%	80-120			EPA 8260B	09/22/10 01:46	eec	
Surrogate: Toluene-d8	94.1	%	80-120			EPA 8260B	09/22/10 01:46	eec	

E.S.BABCOCK&Sons,Inc.
Environmental Laboratories est 1906

Client Name: Tetra Tech, Inc. - San Bernardino
Contact: Mark Feldman
Address: 301 E. Vanderbilt Way Suite 450
San Bernardino, CA 92408

Report Date: 06-Oct-2010

Project Name: Tetra-Tech Lockheed
Project Number: [none]

Work Order Number: A0I1525

Received on Ice (Y/N): Yes Temp: 3 °C

Laboratory Reference Number

A0I1525-05

Sample Description	Matrix	Sampled Date/Time	Received Date/Time
F33-TW3 Beaumont Site 1, Groundwater Sampling	Liquid	09/14/10 10:14	09/15/10 7:20

Analyte(s)	Result	RDL	MDL	Units	Method	Analysis Date	Analyst	Flag
Semivolatile Organic Compounds by EPA 8270C SIM								
1,4-Dioxane	5.1	0.20	0.10	ug/L	EPA8270C M	09/17/10 21:02	DF	

Client Name: Tetra Tech, Inc. - San Bernardino
Contact: Mark Feldman
Address: 301 E. Vanderbilt Way Suite 450
San Bernardino, CA 92408

Report Date: 06-Oct-2010

Project Name: Tetra-Tech Lockheed
Project Number: [none]

Work Order Number: A0I1525

Received on Ice (Y/N): Yes Temp: 3 °C

Laboratory Reference Number

A0I1525-06

Sample Description	Matrix	Sampled Date/Time	Received Date/Time
F33-TW7 Beaumont Site 1, Groundwater Sampling	Liquid	09/14/10 11:59	09/15/10 7:20

Analyte(s)	Result	RDL	MDL	Units	Method	Analysis Date	Analyst	Flag
Anions								
Sulfate	72	0.50	0.37	mg/L	EPA 300.0	09/16/10 05:40	KM	
Nitrate as N	ND	0.20	0.11	mg/L	EPA 300.0	09/16/10 05:40	KM	
Aggregate Organic Compounds								
Total Organic Carbon	2.6	0.70	0.16	mg/L	SM 5310B	09/22/10 04:58	cmd	
General Inorganics								
Perchlorate	ND	0.10	0.071	ug/L*	EPA 332.0	09/21/10 11:30	sll	
Metals and Metalloids; EPA SW846 Series								
Iron	2200	20	12	ug/L	EPA 6010B	09/16/10 15:15	lmt	
Volatile Organic Compounds by EPA 8260B								
1,1,1-Trichloroethane	ND	0.50	0.12	ug/L	8260B_SIM	09/24/10 04:24	eec	
1,1,2,2-Tetrachloroethane	ND	0.50	0.29	ug/L	8260B_SIM	09/24/10 04:24	eec	
1,1,2-Trichloroethane	ND	0.50	0.31	ug/L	8260B_SIM	09/24/10 04:24	eec	
1,1-Dichloroethane	ND	0.50	0.098	ug/L	8260B_SIM	09/24/10 04:24	eec	
1,1-Dichloroethene	0.19	0.50	0.12	ug/L	8260B_SIM	09/24/10 04:24	eec	J
1,2,3-Trichloropropane	ND	0.50	0.29	ug/L	8260B_SIM	09/24/10 04:24	eec	
1,2-Dichlorobenzene	ND	0.50	0.20	ug/L	8260B_SIM	09/24/10 04:24	eec	
1,2-Dichloroethane	ND	0.50	0.21	ug/L	8260B_SIM	09/24/10 04:24	eec	
1,2-Dichloropropane	ND	0.50	0.19	ug/L	8260B_SIM	09/24/10 04:24	eec	
1,3-Dichlorobenzene	ND	0.50	0.15	ug/L	8260B_SIM	09/24/10 04:24	eec	
1,4-Dichlorobenzene	ND	0.50	0.072	ug/L	8260B_SIM	09/24/10 04:24	eec	
2-Butanone(MEK)	ND	3.0	1.2	ug/L	8260B_SIM	09/24/10 04:24	eec	
2-Hexanone	ND	5.0	1.2	ug/L	8260B_SIM	09/24/10 04:24	eec	
4-Methyl-2-Pentanone(MIBK)	ND	5.0	0.95	ug/L	8260B_SIM	09/24/10 04:24	eec	
Acetone	ND	10	5.0	ug/L	8260B_SIM	09/24/10 04:24	eec	
Benzene	ND	0.50	0.14	ug/L	8260B_SIM	09/24/10 04:24	eec	
Bromodichloromethane	ND	0.50	0.11	ug/L	8260B_SIM	09/24/10 04:24	eec	
Bromoform	ND	0.50	0.13	ug/L	8260B_SIM	09/24/10 04:24	eec	
Bromomethane	ND	0.50	0.48	ug/L	8260B_SIM	09/24/10 04:24	eec	
Carbon Disulfide	ND	0.50	0.36	ug/L	8260B_SIM	09/24/10 04:24	eec	
Carbon Tetrachloride	ND	0.50	0.15	ug/L	8260B_SIM	09/24/10 04:24	eec	

Client Name: Tetra Tech, Inc. - San Bernardino
Contact: Mark Feldman
Address: 301 E. Vanderbilt Way Suite 450
San Bernardino, CA 92408

Report Date: 06-Oct-2010

Project Name: Tetra-Tech Lockheed
Project Number: [none]

Work Order Number: A0I1525

Received on Ice (Y/N): Yes Temp: 3 °C

Laboratory Reference Number

A0I1525-06

Sample Description	Matrix	Sampled Date/Time	Received Date/Time
F33-TW7 Beaumont Site 1, Groundwater Sampling	Liquid	09/14/10 11:59	09/15/10 7:20

Analyte(s)	Result	RDL	MDL	Units	Method	Analysis Date	Analyst	Flag
Volatile Organic Compounds by EPA 8260B								
Chlorobenzene	ND	0.50	0.23	ug/L	8260B_SIM	09/24/10 04:24	eec	
Chloroethane	ND	0.50	0.35	ug/L	8260B_SIM	09/24/10 04:24	eec	
Chloroform	ND	0.50	0.17	ug/L	8260B_SIM	09/24/10 04:24	eec	
Chloromethane	ND	0.50	0.36	ug/L	8260B_SIM	09/24/10 04:24	eec	
cis-1,2-Dichloroethene	0.18	0.50	0.18	ug/L	8260B_SIM	09/24/10 04:24	eec	J
cis-1,3-Dichloropropene	ND	0.50	0.30	ug/L	8260B_SIM	09/24/10 04:24	eec	
Dibromochloromethane	ND	0.50	0.37	ug/L	8260B_SIM	09/24/10 04:24	eec	
Ethylbenzene	ND	0.50	0.26	ug/L	8260B_SIM	09/24/10 04:24	eec	
Methyl tert Butyl Ether	ND	5.0	0.29	ug/L	8260B_SIM	09/24/10 04:24	eec	
Methylene Chloride	ND	3.0	0.15	ug/L	8260B_SIM	09/24/10 04:24	eec	
Styrene	ND	0.50	0.22	ug/L	8260B_SIM	09/24/10 04:24	eec	
Tetrachloroethene	ND	0.50	0.17	ug/L	8260B_SIM	09/24/10 04:24	eec	
Toluene	ND	0.50	0.22	ug/L	8260B_SIM	09/24/10 04:24	eec	
trans-1,2-Dichloroethene	ND	0.50	0.10	ug/L	8260B_SIM	09/24/10 04:24	eec	
trans-1,3-Dichloropropene	ND	0.50	0.24	ug/L	8260B_SIM	09/24/10 04:24	eec	
Trichloroethene	ND	0.50	0.17	ug/L	8260B_SIM	09/24/10 04:24	eec	
Trichlorofluoromethane	ND	5.0	0.16	ug/L	8260B_SIM	09/24/10 04:24	eec	
Vinyl Acetate	ND	10	0.48	ug/L	8260B_SIM	09/24/10 04:24	eec	
Vinyl Chloride	ND	0.50	0.13	ug/L	8260B_SIM	09/24/10 04:24	eec	
Xylenes (m+p)	ND	0.50	0.36	ug/L	8260B_SIM	09/24/10 04:24	eec	
Xylenes (ortho)	ND	0.50	0.41	ug/L	8260B_SIM	09/24/10 04:24	eec	
1,4-Dioxane	ND	35	31	ug/L	8260B_SIM	09/24/10 04:24	eec	
Surrogate: 1,2-Dichloroethane-d4	112	% 80-124			EPA 8260B	09/24/10 04:24	eec	
Surrogate: Bromofluorobenzene	99.2	% 80-120			EPA 8260B	09/24/10 04:24	eec	
Surrogate: Toluene-d8	95.8	% 80-120			EPA 8260B	09/24/10 04:24	eec	

E.S.BABCOCK&Sons,Inc.
Environmental Laboratories est 1906

Client Name: Tetra Tech, Inc. - San Bernardino
Contact: Mark Feldman
Address: 301 E. Vanderbilt Way Suite 450
San Bernardino, CA 92408

Report Date: 06-Oct-2010

Project Name: Tetra-Tech Lockheed
Project Number: [none]

Work Order Number: A0I1525

Received on Ice (Y/N): Yes Temp: 3 °C

Laboratory Reference Number

A0I1525-06

Sample Description	Matrix	Sampled Date/Time	Received Date/Time
F33-TW7 Beaumont Site 1, Groundwater Sampling	Liquid	09/14/10 11:59	09/15/10 7:20

Analyte(s)	Result	RDL	MDL	Units	Method	Analysis Date	Analyst	Flag
Semivolatile Organic Compounds by EPA 8270C SIM								
1,4-Dioxane	4.1	0.20	0.10	ug/L	EPA8270C M	09/17/10 21:35	DF	

E.S.BABCOCK&Sons,Inc.
Environmental Laboratories est 1906

Client Name: Tetra Tech, Inc. - San Bernardino
Contact: Mark Feldman
Address: 301 E. Vanderbilt Way Suite 450
San Bernardino, CA 92408

Report Date: 06-Oct-2010

Project Name: Tetra-Tech Lockheed
Project Number: [none]

Work Order Number: A0I1525

Received on Ice (Y/N): Yes Temp: 3 °C

Laboratory Reference Number

A0I1525-07

Sample Description	Matrix	Sampled Date/Time	Received Date/Time
F33-TW7-F Beaumont Site 1, Groundwater Sampling	Liquid	09/14/10 11:59	09/15/10 7:20

Analyte(s)	Result	RDL	MDL	Units	Method	Analysis Date	Analyst	Flag
Aggregate Organic Compounds								
Dissolved Organic Carbon	3.3	0.70	0.36	mg/L	SM 5310B	09/25/10 01:03	cmd	N-TOC

Client Name: Tetra Tech, Inc. - San Bernardino
Contact: Mark Feldman
Address: 301 E. Vanderbilt Way Suite 450
San Bernardino, CA 92408

Report Date: 06-Oct-2010

Project Name: Tetra-Tech Lockheed
Project Number: [none]

Work Order Number: A0I1525

Received on Ice (Y/N): Yes Temp: 3 °C

Laboratory Reference Number

A0I1525-08

Sample Description	Matrix	Sampled Date/Time	Received Date/Time
F33-TW6 Beaumont Site 1, Groundwater Sampling	Liquid	09/14/10 13:04	09/15/10 7:20

Analyte(s)	Result	RDL	MDL	Units	Method	Analysis Date	Analyst	Flag
Anions								
Sulfate	48	0.50	0.37	mg/L	EPA 300.0	09/16/10 11:01	ERA	
Nitrate as N	ND	0.20	0.11	mg/L	EPA 300.0	09/16/10 11:01	ERA	
Aggregate Organic Compounds								
Total Organic Carbon	1.8	0.70	0.16	mg/L	SM 5310B	09/22/10 04:58	cmd	
General Inorganics								
Perchlorate	ND	0.10	0.071	ug/L*	EPA 332.0	09/21/10 11:30	sll	
Metals and Metalloids; EPA SW846 Series								
Iron	240	20	12	ug/L	EPA 6010B	09/22/10 19:06	lmt	
Volatile Organic Compounds by EPA 8260B								
1,1,1-Trichloroethane	ND	0.50	0.12	ug/L	8260B_SIM	09/24/10 04:59	eec	
1,1,2,2-Tetrachloroethane	ND	0.50	0.29	ug/L	8260B_SIM	09/24/10 04:59	eec	
1,1,2-Trichloroethane	ND	0.50	0.31	ug/L	8260B_SIM	09/24/10 04:59	eec	
1,1-Dichloroethane	ND	0.50	0.098	ug/L	8260B_SIM	09/24/10 04:59	eec	
1,1-Dichloroethene	ND	0.50	0.12	ug/L	8260B_SIM	09/24/10 04:59	eec	
1,2,3-Trichloropropane	ND	0.50	0.29	ug/L	8260B_SIM	09/24/10 04:59	eec	
1,2-Dichlorobenzene	ND	0.50	0.20	ug/L	8260B_SIM	09/24/10 04:59	eec	
1,2-Dichloroethane	ND	0.50	0.21	ug/L	8260B_SIM	09/24/10 04:59	eec	
1,2-Dichloropropane	ND	0.50	0.19	ug/L	8260B_SIM	09/24/10 04:59	eec	
1,3-Dichlorobenzene	ND	0.50	0.15	ug/L	8260B_SIM	09/24/10 04:59	eec	
1,4-Dichlorobenzene	ND	0.50	0.072	ug/L	8260B_SIM	09/24/10 04:59	eec	
2-Butanone(MEK)	ND	3.0	1.2	ug/L	8260B_SIM	09/24/10 04:59	eec	
2-Hexanone	ND	5.0	1.2	ug/L	8260B_SIM	09/24/10 04:59	eec	
4-Methyl-2-Pentanone(MIBK)	ND	5.0	0.95	ug/L	8260B_SIM	09/24/10 04:59	eec	
Acetone	ND	10	5.0	ug/L	8260B_SIM	09/24/10 04:59	eec	
Benzene	ND	0.50	0.14	ug/L	8260B_SIM	09/24/10 04:59	eec	
Bromodichloromethane	ND	0.50	0.11	ug/L	8260B_SIM	09/24/10 04:59	eec	
Bromoform	ND	0.50	0.13	ug/L	8260B_SIM	09/24/10 04:59	eec	
Bromomethane	ND	0.50	0.48	ug/L	8260B_SIM	09/24/10 04:59	eec	
Carbon Disulfide	ND	0.50	0.36	ug/L	8260B_SIM	09/24/10 04:59	eec	
Carbon Tetrachloride	ND	0.50	0.15	ug/L	8260B_SIM	09/24/10 04:59	eec	

Client Name: Tetra Tech, Inc. - San Bernardino
Contact: Mark Feldman
Address: 301 E. Vanderbilt Way Suite 450
San Bernardino, CA 92408

Report Date: 06-Oct-2010

Project Name: Tetra-Tech Lockheed
Project Number: [none]

Work Order Number: A0I1525

Received on Ice (Y/N): Yes Temp: 3 °C

Laboratory Reference Number

A0I1525-08

Sample Description	Matrix	Sampled Date/Time	Received Date/Time
F33-TW6 Beaumont Site 1, Groundwater Sampling	Liquid	09/14/10 13:04	09/15/10 7:20

Analyte(s)	Result		RDL	MDL	Units	Method	Analysis Date	Analyst	Flag
Volatile Organic Compounds by EPA 8260B									
Chlorobenzene	ND		0.50	0.23	ug/L	8260B_SIM	09/24/10 04:59	eec	
Chloroethane	ND		0.50	0.35	ug/L	8260B_SIM	09/24/10 04:59	eec	
Chloroform	ND		0.50	0.17	ug/L	8260B_SIM	09/24/10 04:59	eec	
Chloromethane	ND		0.50	0.36	ug/L	8260B_SIM	09/24/10 04:59	eec	
cis-1,2-Dichloroethene	ND		0.50	0.18	ug/L	8260B_SIM	09/24/10 04:59	eec	
cis-1,3-Dichloropropene	ND		0.50	0.30	ug/L	8260B_SIM	09/24/10 04:59	eec	
Dibromochloromethane	ND		0.50	0.37	ug/L	8260B_SIM	09/24/10 04:59	eec	
Ethylbenzene	ND		0.50	0.26	ug/L	8260B_SIM	09/24/10 04:59	eec	
Methyl tert Butyl Ether	ND		5.0	0.29	ug/L	8260B_SIM	09/24/10 04:59	eec	
Methylene Chloride	ND		3.0	0.15	ug/L	8260B_SIM	09/24/10 04:59	eec	
Styrene	ND		0.50	0.22	ug/L	8260B_SIM	09/24/10 04:59	eec	
Tetrachloroethene	ND		0.50	0.17	ug/L	8260B_SIM	09/24/10 04:59	eec	
Toluene	ND		0.50	0.22	ug/L	8260B_SIM	09/24/10 04:59	eec	
trans-1,2-Dichloroethene	ND		0.50	0.10	ug/L	8260B_SIM	09/24/10 04:59	eec	
trans-1,3-Dichloropropene	ND		0.50	0.24	ug/L	8260B_SIM	09/24/10 04:59	eec	
Trichloroethene	ND		0.50	0.17	ug/L	8260B_SIM	09/24/10 04:59	eec	
Trichlorofluoromethane	ND		5.0	0.16	ug/L	8260B_SIM	09/24/10 04:59	eec	
Vinyl Acetate	ND		10	0.48	ug/L	8260B_SIM	09/24/10 04:59	eec	
Vinyl Chloride	ND		0.50	0.13	ug/L	8260B_SIM	09/24/10 04:59	eec	
Xylenes (m+p)	ND		0.50	0.36	ug/L	8260B_SIM	09/24/10 04:59	eec	
Xylenes (ortho)	ND		0.50	0.41	ug/L	8260B_SIM	09/24/10 04:59	eec	
1,4-Dioxane	ND		35	31	ug/L	8260B_SIM	09/24/10 04:59	eec	
Surrogate: 1,2-Dichloroethane-d4	114	%	80-124			EPA 8260B	09/24/10 04:59	eec	
Surrogate: Bromofluorobenzene	96.5	%	80-120			EPA 8260B	09/24/10 04:59	eec	
Surrogate: Toluene-d8	95.0	%	80-120			EPA 8260B	09/24/10 04:59	eec	

E.S.BABCOCK&Sons,Inc.
Environmental Laboratories est 1906

Client Name: Tetra Tech, Inc. - San Bernardino
Contact: Mark Feldman
Address: 301 E. Vanderbilt Way Suite 450
San Bernardino, CA 92408

Report Date: 06-Oct-2010

Project Name: Tetra-Tech Lockheed
Project Number: [none]

Work Order Number: A0I1525

Received on Ice (Y/N): Yes Temp: 3 °C

Laboratory Reference Number

A0I1525-09

Sample Description	Matrix	Sampled Date/Time	Received Date/Time
F33-TW6-F Beaumont Site 1, Groundwater Sampling	Liquid	09/14/10 13:04	09/15/10 7:20

Analyte(s)	Result	RDL	MDL	Units	Method	Analysis Date	Analyst	Flag
Aggregate Organic Compounds								
Dissolved Organic Carbon	1.9	0.70	0.36	mg/L	SM 5310B	09/25/10 01:03	cmd	N-TOC

E.S.BABCOCK&Sons,Inc.
Environmental Laboratories est 1906

Client Name: Tetra Tech, Inc. - San Bernardino
Contact: Mark Feldman
Address: 301 E. Vanderbilt Way Suite 450
San Bernardino, CA 92408

Report Date: 06-Oct-2010

Project Name: Tetra-Tech Lockheed
Project Number: [none]

Work Order Number: A0I1525

Received on Ice (Y/N): Yes Temp: 3 °C

Anions - Batch Quality Control

Analyte(s)	Result	RDL	MDL	Units	Spike Level	Source Result	%REC	%REC Limits	RPD	RPD Limit	Flag
Batch 0I15060 - Analyzed as received											
Blank (0I15060-BLK1)					Prepared: 09/15/10 Analyzed: 09/16/10						
Sulfate	ND	0.50	0.37	mg/L							
Nitrate as N	ND	0.20	0.11	mg/L							
LCS (0I15060-BS1)					Prepared: 09/15/10 Analyzed: 09/16/10						
Sulfate	47.3	0.50	0.37	mg/L	50.0		94.6	90-110			
Nitrate as N	11.4	0.20	0.11	mg/L	11.3		101	90-110			
Matrix Spike (0I15060-MS1)			**Source: A0I1494-01**		Prepared: 09/15/10 Analyzed: 09/16/10						
Sulfate	125	0.50	0.37	mg/L	100	22.9	102	87-114			
Nitrate as N	4.74	0.20	0.11	mg/L	4.52	0.880	85.5	78-120			
Matrix Spike (0I15060-MS2)			**Source: A0I1525-02**		Prepared: 09/15/10 Analyzed: 09/16/10						
Sulfate	165	0.50	0.37	mg/L	100	57.7	108	87-114			
Nitrate as N	4.14	0.20	0.11	mg/L	4.52	ND	91.6	78-120			
Matrix Spike Dup (0I15060-MSD1)			**Source: A0I1494-01**		Prepared: 09/15/10 Analyzed: 09/16/10						
Sulfate	127	0.50	0.37	mg/L	100	22.9	104	87-114	1.15	20	
Nitrate as N	4.88	0.20	0.11	mg/L	4.52	0.880	88.7	78-120	2.91	20	

Client Name: Tetra Tech, Inc. - San Bernardino
Contact: Mark Feldman
Address: 301 E. Vanderbilt Way Suite 450
San Bernardino, CA 92408

Report Date: 06-Oct-2010

Project Name: Tetra-Tech Lockheed
Project Number: [none]

Work Order Number: A0I1525

Received on Ice (Y/N): Yes Temp: 3 °C

Aggregate Organic Compounds - Batch Quality Control

Analyte(s)	Result	RDL	MDL	Units	Spike Level	Source Result	%REC	%REC Limits	RPD	RPD Limit	Flag
Batch 0I21022 - As recieved											
Blank (0I21022-BLK1)					Prepared: 09/21/10 Analyzed: 09/22/10						
Total Organic Carbon	ND	0.70	0.16	mg/L							
Blank (0I21022-BLK2)					Prepared: 09/21/10 Analyzed: 09/22/10						
Total Organic Carbon	0.192	0.70	0.16	mg/L							J
LCS (0I21022-BS1)					Prepared: 09/21/10 Analyzed: 09/22/10						
Total Organic Carbon	3.86	0.70	0.16	mg/L	4.00		96.4	90-110			
LCS (0I21022-BS2)					Prepared: 09/21/10 Analyzed: 09/22/10						
Total Organic Carbon	3.91	0.70	0.16	mg/L	4.00		97.6	90-110			
Matrix Spike (0I21022-MS1)		**Source: A0I1453-01**			Prepared: 09/21/10 Analyzed: 09/22/10						
Total Organic Carbon	8.53	0.70	0.16	mg/L	4.00	4.66	96.6	80-120			
Matrix Spike Dup (0I21022-MSD1)		**Source: A0I1453-01**			Prepared: 09/21/10 Analyzed: 09/22/10						
Total Organic Carbon	8.62	0.70	0.16	mg/L	4.00	4.66	99.1	80-120	1.14	10	
Batch 0I24013 - As recieved											
Blank (0I24013-BLK1)					Prepared: 09/24/10 Analyzed: 09/25/10						
Dissolved Organic Carbon	ND	0.70	0.36	mg/L							
LCS (0I24013-BS1)					Prepared: 09/24/10 Analyzed: 09/25/10						
Dissolved Organic Carbon	3.92	0.70	0.36	mg/L	4.00		98.1	81.5-118			
Matrix Spike (0I24013-MS1)		**Source: A0I1525-03**			Prepared: 09/24/10 Analyzed: 09/25/10						
Dissolved Organic Carbon	6.27	0.70	0.36	mg/L	4.00	2.22	101	80-120			

E.S.BABCOCK&Sons,Inc.
Environmental Laboratories est 1906

Client Name: Tetra Tech, Inc. - San Bernardino
Contact: Mark Feldman
Address: 301 E. Vanderbilt Way Suite 450
San Bernardino, CA 92408

Report Date: 06-Oct-2010

Project Name: Tetra-Tech Lockheed
Project Number: [none]

Work Order Number: A0I1525

Received on Ice (Y/N): Yes Temp: 3 °C

Aggregate Organic Compounds - Batch Quality Control

Analyte(s)	Result	RDL	MDL	Units	Spike Level	Source Result	%REC	%REC Limits	RPD	RPD Limit	Flag
Batch 0I24013 - As recieved											
Matrix Spike Dup (0I24013-MSD1)		**Source: A0I1525-03**			Prepared: 09/24/10	Analyzed: 09/25/10					
Dissolved Organic Carbon	6.32	0.70	0.36	mg/L	4.00	2.22	103	80-120	0.937	10	

E.S.BABCOCK&Sons,Inc.
Environmental Laboratories est 1906

Client Name: Tetra Tech, Inc. - San Bernardino
Contact: Mark Feldman
Address: 301 E. Vanderbilt Way Suite 450
San Bernardino, CA 92408

Report Date: 06-Oct-2010

Project Name: Tetra-Tech Lockheed
Project Number: [none]

Work Order Number: A0I1525

Received on Ice (Y/N): Yes Temp: 3 °C

General Inorganics - Batch Quality Control

Analyte(s)	Result	RDL	MDL	Units	Spike Level	Source Result	%REC	%REC Limits	RPD	RPD Limit	Flag
Batch 0I20003 - Analyzed as received											
Blank (0I20003-BLK1)					Prepared: 09/20/10 Analyzed: 09/21/10						
Perchlorate	ND	0.10	0.071	ug/L*							
LCS (0I20003-BS1)					Prepared: 09/20/10 Analyzed: 09/21/10						
Perchlorate	5.21	0.10	0.071	ug/L*	5.00		104	80-120			
Duplicate (0I20003-DUP1)					**Source: A0I1525-02** Prepared: 09/20/10 Analyzed: 09/21/10						
Perchlorate	ND	0.10	0.071	ug/L*		ND				20	
Matrix Spike (0I20003-MS1)					**Source: A0I1525-02** Prepared: 09/20/10 Analyzed: 09/21/10						
Perchlorate	5.37	0.10	0.071	ug/L*	5.00	ND	107	80-120			
Matrix Spike Dup (0I20003-MSD1)					**Source: A0I1525-02** Prepared: 09/20/10 Analyzed: 09/21/10						
Perchlorate	5.17	0.10	0.071	ug/L*	5.00	ND	103	80-120	3.79	20	

Client Name: Tetra Tech, Inc. - San Bernardino
Contact: Mark Feldman
Address: 301 E. Vanderbilt Way Suite 450
San Bernardino, CA 92408

Report Date: 06-Oct-2010

Project Name: Tetra-Tech Lockheed
Project Number: [none]

Work Order Number: A0I1525

Received on Ice (Y/N): Yes Temp: 3 °C

Metals and Metalloids; EPA SW846 Series - Batch Quality Control

Analyte(s)	Result	RDL	MDL	Units	Spike Level	Source Result	%REC	%REC Limits	RPD	RPD Limit	Flag
Batch 0I16011 - EPA 200.2 SOP M02C											
Blank (0I16011-BLK1)					Prepared & Analyzed: 09/16/10						
Iron	ND	20	12	ug/L							
LCS (0I16011-BS1)					Prepared & Analyzed: 09/16/10						
Iron	623	20	12	ug/L	583		107	85-115			
Matrix Spike (0I16011-MS1)		**Source: A0I1525-02**			Prepared & Analyzed: 09/16/10						
Iron	1860	20	12	ug/L	583	1190	115	75-125			
Matrix Spike Dup (0I16011-MSD1)		**Source: A0I1525-02**			Prepared & Analyzed: 09/16/10						
Iron	1780	20	12	ug/L	583	1190	100	75-125	4.81	20	
Batch 0I21020 - EPA 200.2 SOP M02C											
Blank (0I21020-BLK1)					Prepared & Analyzed: 09/22/10						
Iron	ND	20	12	ug/L							
LCS (0I21020-BS1)					Prepared & Analyzed: 09/22/10						
Iron	599	20	12	ug/L	583		103	85-115			
Matrix Spike (0I21020-MS1)		**Source: A0I2058-02**			Prepared & Analyzed: 09/22/10						
Iron	628	20	12	ug/L	583	ND	108	75-125			
Matrix Spike Dup (0I21020-MSD1)		**Source: A0I2058-02**			Prepared & Analyzed: 09/22/10						
Iron	624	20	12	ug/L	583	ND	107	75-125	0.591	20	

Client Name: Tetra Tech, Inc. - San Bernardino
Contact: Mark Feldman
Address: 301 E. Vanderbilt Way Suite 450
San Bernardino, CA 92408

Report Date: 06-Oct-2010

Project Name: Tetra-Tech Lockheed
Project Number: [none]

Work Order Number: A0I1525

Received on Ice (Y/N): Yes Temp: 3 °C

Volatile Organic Compounds by EPA 8260B - Batch Quality Control

Analyte(s)	Result	RDL	MDL	Units	Spike Level	Source Result	%REC	%REC Limits	RPD	RPD Limit	Flag
Batch 0I21003 - Purge and Trap											
Blank (0I21003-BLK1)				Prepared & Analyzed: 09/21/10							
1,1,1-Trichloroethane	ND	0.50	0.12	ug/L							
1,1,2,2-Tetrachloroethane	ND	0.50	0.29	ug/L							
1,1,2-Trichloroethane	ND	0.50	0.31	ug/L							
1,1-Dichloroethane	ND	0.50	0.098	ug/L							
1,1-Dichloroethene	ND	0.50	0.12	ug/L							
1,2,3-Trichloropropane	ND	0.50	0.29	ug/L							
1,2-Dichlorobenzene	ND	0.50	0.20	ug/L							
1,2-Dichloroethane	ND	0.50	0.21	ug/L							
1,2-Dichloropropane	ND	0.50	0.19	ug/L							
1,3-Dichlorobenzene	ND	0.50	0.15	ug/L							
1,4-Dichlorobenzene	ND	0.50	0.072	ug/L							
2-Butanone(MEK)	ND	3.0	1.2	ug/L							
2-Hexanone	ND	5.0	1.2	ug/L							
4-Methyl-2-Pentanone(MIBK)	ND	5.0	0.95	ug/L							
Acetone	ND	10	5.0	ug/L							
Benzene	ND	0.50	0.14	ug/L							
Bromodichloromethane	ND	0.50	0.11	ug/L							
Bromoform	0.230	0.50	0.13	ug/L							J
Bromomethane	ND	0.50	0.48	ug/L							
Carbon Disulfide	ND	0.50	0.36	ug/L							
Carbon Tetrachloride	ND	0.50	0.15	ug/L							
Chlorobenzene	ND	0.50	0.23	ug/L							
Chloroethane	ND	0.50	0.35	ug/L							
Chloroform	ND	0.50	0.17	ug/L							
Chloromethane	ND	0.50	0.36	ug/L							
cis-1,2-Dichloroethene	ND	0.50	0.18	ug/L							
cis-1,3-Dichloropropene	ND	0.50	0.30	ug/L							
Dibromochloromethane	ND	0.50	0.37	ug/L							
Ethylbenzene	ND	0.50	0.26	ug/L							
Methyl tert Butyl Ether	ND	5.0	0.29	ug/L							
Methylene Chloride	0.370	3.0	0.15	ug/L							J
Styrene	ND	0.50	0.22	ug/L							
Tetrachloroethene	ND	0.50	0.17	ug/L							
Toluene	0.240	0.50	0.22	ug/L							J
trans-1,2-Dichloroethene	ND	0.50	0.10	ug/L							
trans-1,3-Dichloropropene	ND	0.50	0.24	ug/L							

Client Name: Tetra Tech, Inc. - San Bernardino
Contact: Mark Feldman
Address: 301 E. Vanderbilt Way Suite 450
San Bernardino, CA 92408

Report Date: 06-Oct-2010

Project Name: Tetra-Tech Lockheed
Project Number: [none]

Work Order Number: A0I1525

Received on Ice (Y/N): Yes Temp: 3 °C

Volatile Organic Compounds by EPA 8260B - Batch Quality Control

Analyte(s)	Result	RDL	MDL	Units	Spike Level	Source Result	%REC	%REC Limits	RPD	RPD Limit	Flag
Batch 0I21003 - Purge and Trap											
Blank (0I21003-BLK1)					Prepared & Analyzed: 09/21/10						
Trichloroethene	ND	0.50	0.17	ug/L							
Trichlorofluoromethane	ND	5.0	0.16	ug/L							
Vinyl Acetate	ND	10	0.48	ug/L							
Vinyl Chloride	ND	0.50	0.13	ug/L							
Xylenes (m+p)	ND	0.50	0.36	ug/L							
Xylenes (ortho)	ND	0.50	0.41	ug/L							
1,4-Dioxane	ND	35	31	ug/L							
Surrogate: 1,2-Dichloroethane-d4	*11.2*			ug/L	*10.0*		*112*	*80-124*			
Surrogate: Bromofluorobenzene	*9.77*			ug/L	*10.0*		*97.7*	*80-120*			
Surrogate: Toluene-d8	*9.54*			ug/L	*10.0*		*95.4*	*80-120*			
LCS (0I21003-BS1)					Prepared & Analyzed: 09/21/10						
1,1-Dichloroethane	23.6	0.50	0.098	ug/L	25.0		94.6	76-130			
1,1-Dichloroethene	23.6	0.50	0.12	ug/L	25.0		94.5	70-130			
1,4-Dichlorobenzene	24.8	0.50	0.072	ug/L	25.0		99.4	79-130			
Benzene	26.1	0.50	0.14	ug/L	25.0		105	70-130			
Bromodichloromethane	25.5	0.50	0.11	ug/L	25.0		102	70-130			
Bromoform	25.1	0.50	0.13	ug/L	25.0		100	70-130			
Chloroform	26.2	0.50	0.17	ug/L	25.0		105	70-130			
Dibromochloromethane	26.8	0.50	0.37	ug/L	25.0		107	70-130			
Ethylbenzene	27.6	0.50	0.26	ug/L	25.0		110	70-130			
Methyl tert Butyl Ether	29.4	5.0	0.29	ug/L	25.0		117	70-130			
Tetrachloroethene	23.6	0.50	0.17	ug/L	25.0		94.6	70-130			
Toluene	24.8	0.50	0.22	ug/L	25.0		99.2	70-130			
Trichloroethene	24.5	0.50	0.17	ug/L	25.0		98.1	70-130			
Vinyl Chloride	23.8	0.50	0.13	ug/L	25.0		95.3	70-130			
Xylenes (m+p)	54.8	0.50	0.36	ug/L	50.0		110	70-130			
Xylenes (ortho)	25.7	0.50	0.41	ug/L	25.0		103	70-130			
Surrogate: 1,2-Dichloroethane-d4	*10.4*			ug/L	*10.0*		*104*	*80-124*			
Surrogate: Bromofluorobenzene	*9.87*			ug/L	*10.0*		*98.7*	*80-120*			
Surrogate: Toluene-d8	*9.98*			ug/L	*10.0*		*99.8*	*80-120*			

Client Name: Tetra Tech, Inc. - San Bernardino
Contact: Mark Feldman
Address: 301 E. Vanderbilt Way Suite 450
San Bernardino, CA 92408

Report Date: 06-Oct-2010

Project Name: Tetra-Tech Lockheed
Project Number: [none]

Work Order Number: A0I1525

Received on Ice (Y/N): Yes Temp: 3 °C

Volatile Organic Compounds by EPA 8260B - Batch Quality Control

Analyte(s)	Result	RDL	MDL	Units	Spike Level	Source Result	%REC	%REC Limits	RPD	RPD Limit	Flag
Batch 0I21003 - Purge and Trap											
LCS Dup (0I21003-BSD1)					Prepared & Analyzed: 09/21/10						
1,1-Dichloroethane	22.9	0.50	0.098	ug/L	25.0		91.7	76-130	3.05	20	
1,1-Dichloroethene	22.9	0.50	0.12	ug/L	25.0		91.6	70-130	3.09	20	
1,4-Dichlorobenzene	24.4	0.50	0.072	ug/L	25.0		97.6	79-130	1.83	20	
Benzene	25.3	0.50	0.14	ug/L	25.0		101	70-130	3.35	20	
Bromodichloromethane	24.9	0.50	0.11	ug/L	25.0		99.6	70-130	2.30	20	
Bromoform	24.6	0.50	0.13	ug/L	25.0		98.3	70-130	2.05	20	
Chloroform	25.1	0.50	0.17	ug/L	25.0		101	70-130	4.02	20	
Dibromochloromethane	26.5	0.50	0.37	ug/L	25.0		106	70-130	1.13	20	
Ethylbenzene	26.8	0.50	0.26	ug/L	25.0		107	70-130	2.61	20	
Methyl tert Butyl Ether	28.7	5.0	0.29	ug/L	25.0		115	70-130	2.24	20	
Tetrachloroethene	22.9	0.50	0.17	ug/L	25.0		91.8	70-130	3.05	20	
Toluene	24.4	0.50	0.22	ug/L	25.0		97.6	70-130	1.59	20	
Trichloroethene	24.2	0.50	0.17	ug/L	25.0		96.8	70-130	1.31	20	
Vinyl Chloride	23.0	0.50	0.13	ug/L	25.0		91.8	70-130	3.68	20	
Xylenes (m+p)	53.3	0.50	0.36	ug/L	50.0		107	70-130	2.72	20	
Xylenes (ortho)	25.1	0.50	0.41	ug/L	25.0		100	70-130	2.13	20	
Surrogate: 1,2-Dichloroethane-d4	*10.3*			ug/L	*10.0*		*103*	*80-124*			
Surrogate: Bromofluorobenzene	*9.85*			ug/L	*10.0*		*98.5*	*80-120*			
Surrogate: Toluene-d8	*10.0*			ug/L	*10.0*		*100*	*80-120*			
Duplicate (0I21003-DUP1)				**Source: A0I2127-01**	Prepared & Analyzed: 09/21/10						
1,1,1,2-Tetrachloroethane	ND	0.50	0.14	ug/L		ND				40	
1,1,1-Trichloroethane	ND	0.50	0.12	ug/L		ND				40	
1,1,2,2-Tetrachloroethane	ND	0.50	0.29	ug/L		ND				40	
1,1,2-Trichloroethane	ND	0.50	0.31	ug/L		ND				40	
1,1-Dichloroethane	ND	0.50	0.098	ug/L		ND				40	
1,1-Dichloroethene	ND	0.50	0.12	ug/L		ND				40	
1,1-Dichloropropene	ND	0.50	0.14	ug/L		ND				40	
1,2,3-Trichloropropane	ND	0.50	0.29	ug/L		ND				40	
1,2,4-Trichlorobenzene	ND	0.50	0.34	ug/L		ND				40	
1,2-Dichlorobenzene	ND	0.50	0.20	ug/L		ND				40	
1,2-Dichloroethane	ND	0.50	0.21	ug/L		ND				40	
1,2-Dichloropropane	ND	0.50	0.19	ug/L		ND				40	
1,3-Dichlorobenzene	ND	0.50	0.15	ug/L		ND				40	
1,3-Dichloropropane	ND	0.50	0.22	ug/L		ND				40	
1,4-Dichlorobenzene	ND	0.50	0.072	ug/L		ND				40	
2,2-Dichloropropane	ND	0.50	0.49	ug/L		ND				40	

Client Name: Tetra Tech, Inc. - San Bernardino
Contact: Mark Feldman
Address: 301 E. Vanderbilt Way Suite 450
San Bernardino, CA 92408

Report Date: 06-Oct-2010

Project Name: Tetra-Tech Lockheed
Project Number: [none]

Work Order Number: A0I1525

Received on Ice (Y/N): Yes Temp: 3 °C

Volatile Organic Compounds by EPA 8260B - Batch Quality Control

Analyte(s)	Result	RDL	MDL	Units	Spike Level	Source Result	%REC	%REC Limits	RPD	RPD Limit	Flag
Batch 0I21003 - Purge and Trap											
Duplicate (0I21003-DUP1)			**Source: A0I2127-01**	Prepared & Analyzed: 09/21/10							
2-Butanone(MEK)	ND	3.0	1.2	ug/L		ND				40	
2-Hexanone	ND	5.0	1.2	ug/L		ND				40	
4-Methyl-2-Pentanone(MIBK)	ND	5.0	0.95	ug/L		ND				40	
Acetone	ND	10	5.0	ug/L		ND				40	
Acetonitrile	ND	10	2.2	ug/L		ND				40	
Acrolein	ND	10	3.7	ug/L		ND				40	
Acrylonitrile	ND	10	3.3	ug/L		ND				40	
Allyl Chloride	ND	5.0	0.20	ug/L		ND				40	
Benzene	ND	0.50	0.14	ug/L		ND				40	
Bromochloromethane	ND	0.50	0.33	ug/L		ND				40	
Bromodichloromethane	ND	0.50	0.11	ug/L		ND				40	
Bromoform	ND	0.50	0.13	ug/L		ND				40	
Bromomethane	ND	0.50	0.48	ug/L		ND				40	
Carbon Disulfide	ND	0.50	0.36	ug/L		ND				40	
Carbon Tetrachloride	ND	0.50	0.15	ug/L		ND				40	
Chlorobenzene	ND	0.50	0.23	ug/L		ND				40	
Chloroethane	ND	0.50	0.35	ug/L		ND				40	
Chloroform	ND	0.50	0.17	ug/L		ND				40	
Chloromethane	ND	0.50	0.36	ug/L		ND				40	
Chloroprene	ND	10	0.21	ug/L		ND				40	
cis-1,2-Dichloroethene	ND	0.50	0.18	ug/L		ND				40	
cis-1,3-Dichloropropene	ND	0.50	0.30	ug/L		ND				40	
Dibromochloromethane	ND	0.50	0.37	ug/L		ND				40	
Dibromomethane	ND	0.50	0.16	ug/L		ND				40	
Dichlorodifluoromethane	ND	0.50	0.18	ug/L		ND				40	
Ethyl Methacrylate	ND	0.50	0.48	ug/L		ND				40	
Ethylbenzene	ND	0.50	0.26	ug/L		ND				40	
Iodomethane	ND	10	1.1	ug/L		ND				40	
Isobutyl Alcohol	ND	100	4.8	ug/L		ND				40	
Methacrylonitrile	ND	10	2.9	ug/L		ND				40	
Methyl Methacrylate	ND	5.0	0.96	ug/L		ND				40	
Methyl tert Butyl Ether	ND	5.0	0.29	ug/L		ND				40	
Methylene Chloride	ND	3.0	0.15	ug/L		ND				40	
Naphthalene	ND	0.50	0.44	ug/L		ND				40	
Propionitrile	ND	200	3.7	ug/L		ND				40	
Styrene	ND	0.50	0.22	ug/L		ND				40	

Client Name: Tetra Tech, Inc. - San Bernardino
Contact: Mark Feldman
Address: 301 E. Vanderbilt Way Suite 450
San Bernardino, CA 92408

Report Date: 06-Oct-2010

Project Name: Tetra-Tech Lockheed
Project Number: [none]

Work Order Number: A0I1525

Received on Ice (Y/N): Yes Temp: 3 °C

Volatile Organic Compounds by EPA 8260B - Batch Quality Control

Analyte(s)	Result	RDL	MDL	Units	Spike Level	Source Result	%REC	%REC Limits	RPD	RPD Limit	Flag
Batch 0I21003 - Purge and Trap											
Duplicate (0I21003-DUP1)			**Source: A0I2127-01**		Prepared & Analyzed: 09/21/10						
Tetrachloroethene	ND	0.50	0.17	ug/L		ND				40	
Toluene	ND	0.50	0.22	ug/L		ND				40	
trans-1,2-Dichloroethene	ND	0.50	0.10	ug/L		ND				40	
trans-1,3-Dichloropropene	ND	0.50	0.24	ug/L		ND				40	
trans-1,4-Dichloro-2-butene	ND	5.0	0.58	ug/L		ND				40	
Trichloroethene	ND	0.50	0.17	ug/L		ND				40	
Trichlorofluoromethane	ND	5.0	0.16	ug/L		ND				40	
Vinyl Acetate	ND	10	0.48	ug/L		ND				40	
Vinyl Chloride	ND	0.50	0.13	ug/L		ND				40	
Xylenes (m+p)	ND	0.50	0.36	ug/L		ND				40	
Xylenes (ortho)	ND	0.50	0.41	ug/L		ND				40	
Xylenes (total)	ND	1.0	0.77	ug/L		ND				200	
1,4-Dioxane	ND	35	31	ug/L		ND				40	
Surrogate: 1,2-Dichloroethane-d4	*11.6*			ug/L	*10.0*		*116*	*80-124*			
Surrogate: Bromofluorobenzene	*9.93*			ug/L	*10.0*		*99.3*	*80-120*			
Surrogate: Toluene-d8	*9.43*			ug/L	*10.0*		*94.3*	*80-120*			
Matrix Spike (0I21003-MS1)			**Source: A0I1525-02**		Prepared & Analyzed: 09/21/10						
1,1-Dichloroethane	24.7	0.50	0.098	ug/L	25.0	ND	98.7	70-130			
1,1-Dichloroethene	25.3	0.50	0.12	ug/L	25.0	0.350	99.7	70-130			
1,4-Dichlorobenzene	25.8	0.50	0.072	ug/L	25.0	ND	103	70-130			
Benzene	26.9	0.50	0.14	ug/L	25.0	ND	108	70-130			
Bromodichloromethane	26.1	0.50	0.11	ug/L	25.0	ND	105	70-130			
Bromoform	26.1	0.50	0.13	ug/L	25.0	ND	104	70-130			
Chloroform	26.8	0.50	0.17	ug/L	25.0	ND	107	70-130			
Dibromochloromethane	27.6	0.50	0.37	ug/L	25.0	ND	110	70-130			
Ethylbenzene	28.3	0.50	0.26	ug/L	25.0	ND	113	70-130			
Methyl tert Butyl Ether	31.8	5.0	0.29	ug/L	25.0	ND	127	70-130			
Tetrachloroethene	24.7	0.50	0.17	ug/L	25.0	ND	98.9	70-130			
Toluene	25.7	0.50	0.22	ug/L	25.0	ND	103	70-130			
Trichloroethene	25.6	0.50	0.17	ug/L	25.0	ND	102	70-130			
Vinyl Chloride	24.8	0.50	0.13	ug/L	25.0	ND	99.0	70-130			
Xylenes (m+p)	56.4	0.50	0.36	ug/L	50.0	ND	113	70-130			
Xylenes (ortho)	26.5	0.50	0.41	ug/L	25.0	ND	106	70-130			
Surrogate: 1,2-Dichloroethane-d4	*10.5*			ug/L	*10.0*		*105*	*80-124*			
Surrogate: Bromofluorobenzene	*10.1*			ug/L	*10.0*		*101*	*80-120*			
Surrogate: Toluene-d8	*9.96*			ug/L	*10.0*		*99.6*	*80-120*			

Client Name: Tetra Tech, Inc. - San Bernardino
Contact: Mark Feldman
Address: 301 E. Vanderbilt Way Suite 450
San Bernardino, CA 92408

Report Date: 06-Oct-2010

Project Name: Tetra-Tech Lockheed
Project Number: [none]

Work Order Number: A0I1525

Received on Ice (Y/N): Yes Temp: 3 °C

Volatile Organic Compounds by EPA 8260B - Batch Quality Control

Analyte(s)	Result	RDL	MDL	Units	Spike Level	Source Result	%REC	%REC Limits	RPD	RPD Limit	Flag
Batch 0I21003 - Purge and Trap											
Matrix Spike Dup (0I21003-MSD1)		**Source: A0I1525-02**			Prepared & Analyzed: 09/21/10						
1,1-Dichloroethane	25.7	0.50	0.098	ug/L	25.0	ND	103	70-130	4.01	40	
1,1-Dichloroethene	26.4	0.50	0.12	ug/L	25.0	0.350	104	70-130	4.22	40	
1,4-Dichlorobenzene	26.5	0.50	0.072	ug/L	25.0	ND	106	70-130	2.64	40	
Benzene	27.9	0.50	0.14	ug/L	25.0	ND	111	70-130	3.54	40	
Bromodichloromethane	26.8	0.50	0.11	ug/L	25.0	ND	107	70-130	2.31	40	
Bromoform	26.2	0.50	0.13	ug/L	25.0	ND	105	70-130	0.612	40	
Chloroform	27.8	0.50	0.17	ug/L	25.0	ND	111	70-130	3.37	40	
Dibromochloromethane	28.2	0.50	0.37	ug/L	25.0	ND	113	70-130	2.22	40	
Ethylbenzene	29.6	0.50	0.26	ug/L	25.0	ND	119	70-130	4.55	40	
Methyl tert Butyl Ether	32.1	5.0	0.29	ug/L	25.0	ND	128	70-130	1.03	40	
Tetrachloroethene	25.3	0.50	0.17	ug/L	25.0	ND	101	70-130	2.32	40	
Toluene	26.6	0.50	0.22	ug/L	25.0	ND	106	70-130	3.29	40	
Trichloroethene	26.5	0.50	0.17	ug/L	25.0	ND	106	70-130	3.38	40	
Vinyl Chloride	26.0	0.50	0.13	ug/L	25.0	ND	104	70-130	4.89	40	
Xylenes (m+p)	57.8	0.50	0.36	ug/L	50.0	ND	116	70-130	2.47	40	
Xylenes (ortho)	27.2	0.50	0.41	ug/L	25.0	ND	109	70-130	2.94	40	
Surrogate: 1,2-Dichloroethane-d4	*10.5*			ug/L	*10.0*		*105*	*80-124*			
Surrogate: Bromofluorobenzene	*10.1*			ug/L	*10.0*		*101*	*80-120*			
Surrogate: Toluene-d8	*9.96*			ug/L	*10.0*		*99.6*	*80-120*			
Batch 0I22002 - Purge and Trap											
Blank (0I22002-BLK1)					Prepared: 09/23/10 Analyzed: 09/24/10						
1,1,1-Trichloroethane	ND	0.50	0.12	ug/L							
1,1,2,2-Tetrachloroethane	ND	0.50	0.29	ug/L							
1,1,2-Trichloroethane	ND	0.50	0.31	ug/L							
1,1-Dichloroethane	ND	0.50	0.098	ug/L							
1,1-Dichloroethene	ND	0.50	0.12	ug/L							
1,2,3-Trichloropropane	ND	0.50	0.29	ug/L							
1,2-Dichlorobenzene	ND	0.50	0.20	ug/L							
1,2-Dichloroethane	ND	0.50	0.21	ug/L							
1,2-Dichloropropane	ND	0.50	0.19	ug/L							
1,3-Dichlorobenzene	ND	0.50	0.15	ug/L							
1,4-Dichlorobenzene	ND	0.50	0.072	ug/L							
2-Butanone(MEK)	ND	3.0	1.2	ug/L							
2-Hexanone	ND	5.0	1.2	ug/L							
4-Methyl-2-Pentanone(MIBK)	ND	5.0	0.95	ug/L							
Acetone	ND	10	5.0	ug/L							

Client Name: Tetra Tech, Inc. - San Bernardino
Contact: Mark Feldman
Address: 301 E. Vanderbilt Way Suite 450
San Bernardino, CA 92408

Report Date: 06-Oct-2010

Project Name: Tetra-Tech Lockheed
Project Number: [none]

Work Order Number: A0I1525

Received on Ice (Y/N): Yes Temp: 3 °C

Volatile Organic Compounds by EPA 8260B - Batch Quality Control

Analyte(s)	Result	RDL	MDL	Units	Spike Level	Source Result	%REC	%REC Limits	RPD	RPD Limit	Flag
Batch 0I22002 - Purge and Trap											
Blank (0I22002-BLK1)					Prepared: 09/23/10 Analyzed: 09/24/10						
Benzene	ND	0.50	0.14	ug/L							
Bromodichloromethane	ND	0.50	0.11	ug/L							
Bromoform	0.270	0.50	0.13	ug/L							J
Bromomethane	ND	0.50	0.48	ug/L							
Carbon Disulfide	ND	0.50	0.36	ug/L							
Carbon Tetrachloride	ND	0.50	0.15	ug/L							
Chlorobenzene	ND	0.50	0.23	ug/L							
Chloroethane	ND	0.50	0.35	ug/L							
Chloroform	ND	0.50	0.17	ug/L							
Chloromethane	ND	0.50	0.36	ug/L							
cis-1,2-Dichloroethene	ND	0.50	0.18	ug/L							
cis-1,3-Dichloropropene	ND	0.50	0.30	ug/L							
Dibromochloromethane	ND	0.50	0.37	ug/L							
Ethylbenzene	ND	0.50	0.26	ug/L							
Methyl tert Butyl Ether	ND	5.0	0.29	ug/L							
Methylene Chloride	ND	3.0	0.15	ug/L							
Styrene	ND	0.50	0.22	ug/L							
Tetrachloroethene	ND	0.50	0.17	ug/L							
Toluene	ND	0.50	0.22	ug/L							
trans-1,2-Dichloroethene	ND	0.50	0.10	ug/L							
trans-1,3-Dichloropropene	ND	0.50	0.24	ug/L							
Trichloroethene	ND	0.50	0.17	ug/L							
Trichlorofluoromethane	ND	5.0	0.16	ug/L							
Vinyl Acetate	ND	10	0.48	ug/L							
Vinyl Chloride	ND	0.50	0.13	ug/L							
Xylenes (m+p)	ND	0.50	0.36	ug/L							
Xylenes (ortho)	ND	0.50	0.41	ug/L							
1,4-Dioxane	ND	35	31	ug/L							
Surrogate: 1,2-Dichloroethane-d4	*11.2*			ug/L	*10.0*		*112*	*80-124*			
Surrogate: Bromofluorobenzene	*9.76*			ug/L	*10.0*		*97.6*	*80-120*			
Surrogate: Toluene-d8	*9.66*			ug/L	*10.0*		*96.6*	*80-120*			

Client Name: Tetra Tech, Inc. - San Bernardino
Contact: Mark Feldman
Address: 301 E. Vanderbilt Way Suite 450
San Bernardino, CA 92408

Report Date: 06-Oct-2010

Project Name: Tetra-Tech Lockheed
Project Number: [none]

Work Order Number: A0I1525

Received on Ice (Y/N): Yes Temp: 3 °C

Volatile Organic Compounds by EPA 8260B - Batch Quality Control

Analyte(s)	Result	RDL	MDL	Units	Spike Level	Source Result	%REC	%REC Limits	RPD	RPD Limit	Flag
Batch 0I22002 - Purge and Trap											
LCS (0I22002-BS1)					Prepared & Analyzed: 09/23/10						
1,1-Dichloroethane	22.6	0.50	0.098	ug/L	25.0		90.3	76-130			
1,1-Dichloroethene	21.7	0.50	0.12	ug/L	25.0		86.6	70-130			
1,4-Dichlorobenzene	24.5	0.50	0.072	ug/L	25.0		98.2	79-130			
Benzene	25.2	0.50	0.14	ug/L	25.0		101	70-130			
Bromodichloromethane	25.6	0.50	0.11	ug/L	25.0		103	70-130			
Bromoform	24.9	0.50	0.13	ug/L	25.0		99.8	70-130			
Chloroform	25.7	0.50	0.17	ug/L	25.0		103	70-130			
Dibromochloromethane	27.2	0.50	0.37	ug/L	25.0		109	70-130			
Ethylbenzene	27.3	0.50	0.26	ug/L	25.0		109	70-130			
Methyl tert Butyl Ether	26.5	5.0	0.29	ug/L	25.0		106	70-130			
Tetrachloroethene	23.4	0.50	0.17	ug/L	25.0		93.5	70-130			
Toluene	24.5	0.50	0.22	ug/L	25.0		97.9	70-130			
Trichloroethene	24.5	0.50	0.17	ug/L	25.0		97.9	70-130			
Vinyl Chloride	21.0	0.50	0.13	ug/L	25.0		84.0	70-130			
Xylenes (m+p)	54.7	0.50	0.36	ug/L	50.0		109	70-130			
Xylenes (ortho)	25.6	0.50	0.41	ug/L	25.0		103	70-130			
Surrogate: 1,2-Dichloroethane-d4	*10.5*			ug/L	*10.0*		*105*	*80-124*			
Surrogate: Bromofluorobenzene	*9.66*			ug/L	*10.0*		*96.6*	*80-120*			
Surrogate: Toluene-d8	*10.2*			ug/L	*10.0*		*102*	*80-120*			
LCS Dup (0I22002-BSD1)					Prepared & Analyzed: 09/23/10						
1,1-Dichloroethane	22.2	0.50	0.098	ug/L	25.0		89.0	76-130	1.47	20	
1,1-Dichloroethene	21.2	0.50	0.12	ug/L	25.0		85.0	70-130	1.91	20	
1,4-Dichlorobenzene	24.7	0.50	0.072	ug/L	25.0		98.8	79-130	0.650	20	
Benzene	24.5	0.50	0.14	ug/L	25.0		98.0	70-130	2.78	20	
Bromodichloromethane	25.4	0.50	0.11	ug/L	25.0		102	70-130	0.980	20	
Bromoform	25.2	0.50	0.13	ug/L	25.0		101	70-130	0.958	20	
Chloroform	25.1	0.50	0.17	ug/L	25.0		100	70-130	2.68	20	
Dibromochloromethane	26.9	0.50	0.37	ug/L	25.0		107	70-130	1.40	20	
Ethylbenzene	27.0	0.50	0.26	ug/L	25.0		108	70-130	1.07	20	
Methyl tert Butyl Ether	26.7	5.0	0.29	ug/L	25.0		107	70-130	0.602	20	
Tetrachloroethene	23.2	0.50	0.17	ug/L	25.0		92.8	70-130	0.773	20	
Toluene	24.2	0.50	0.22	ug/L	25.0		96.8	70-130	1.15	20	
Trichloroethene	24.1	0.50	0.17	ug/L	25.0		96.5	70-130	1.44	20	
Vinyl Chloride	20.5	0.50	0.13	ug/L	25.0		81.9	70-130	2.55	20	
Xylenes (m+p)	53.9	0.50	0.36	ug/L	50.0		108	70-130	1.51	20	
Xylenes (ortho)	25.5	0.50	0.41	ug/L	25.0		102	70-130	0.469	20	

Client Name: Tetra Tech, Inc. - San Bernardino
Contact: Mark Feldman
Address: 301 E. Vanderbilt Way Suite 450
San Bernardino, CA 92408

Report Date: 06-Oct-2010

Project Name: Tetra-Tech Lockheed
Project Number: [none]

Work Order Number: A0I1525

Received on Ice (Y/N): Yes Temp: 3 °C

Volatile Organic Compounds by EPA 8260B - Batch Quality Control

Analyte(s)	Result	RDL	MDL	Units	Spike Level	Source Result	%REC	%REC Limits	RPD	RPD Limit	Flag
Batch 0I22002 - Purge and Trap											
LCS Dup (0I22002-BSD1)					Prepared & Analyzed: 09/23/10						
Surrogate: 1,2-Dichloroethane-d4	*10.2*			ug/L	*10.0*		*102*	*80-124*			
Surrogate: Bromofluorobenzene	*9.85*			ug/L	*10.0*		*98.5*	*80-120*			
Surrogate: Toluene-d8	*10.1*			ug/L	*10.0*		*101*	*80-120*			
Duplicate (0I22002-DUP1)			**Source: A0I1671-04**		Prepared: 09/23/10 Analyzed: 09/24/10						
1,1,1-Trichloroethane	ND	0.50	0.12	ug/L		ND				40	
1,1,2,2-Tetrachloroethane	ND	0.50	0.29	ug/L		ND				40	
1,1,2-Trichloroethane	ND	0.50	0.31	ug/L		ND				40	
1,1-Dichloroethane	ND	0.50	0.098	ug/L		ND				40	
1,1-Dichloroethene	ND	0.50	0.12	ug/L		ND				40	
1,2,3-Trichloropropane	ND	0.50	0.29	ug/L		ND				40	
1,2-Dichlorobenzene	ND	0.50	0.20	ug/L		ND				40	
1,2-Dichloroethane	ND	0.50	0.21	ug/L		ND				40	
1,2-Dichloropropane	ND	0.50	0.19	ug/L		ND				40	
1,3-Dichlorobenzene	ND	0.50	0.15	ug/L		ND				40	
1,4-Dichlorobenzene	ND	0.50	0.072	ug/L		ND				40	
2-Butanone(MEK)	ND	3.0	1.2	ug/L		ND				40	
2-Hexanone	ND	5.0	1.2	ug/L		ND				40	
4-Methyl-2-Pentanone(MIBK)	ND	5.0	0.95	ug/L		ND				40	
Acetone	ND	10	5.0	ug/L		ND				40	
Benzene	ND	0.50	0.14	ug/L		ND				40	
Bromodichloromethane	ND	0.50	0.11	ug/L		ND				40	
Bromoform	ND	0.50	0.13	ug/L		ND				40	
Bromomethane	ND	0.50	0.48	ug/L		ND				40	
Carbon Disulfide	ND	0.50	0.36	ug/L		ND				40	
Carbon Tetrachloride	ND	0.50	0.15	ug/L		ND				40	
Chlorobenzene	ND	0.50	0.23	ug/L		ND				40	
Chloroethane	ND	0.50	0.35	ug/L		ND				40	
Chloroform	ND	0.50	0.17	ug/L		ND				40	
Chloromethane	ND	0.50	0.36	ug/L		ND				40	
cis-1,2-Dichloroethene	ND	0.50	0.18	ug/L		ND				40	
cis-1,3-Dichloropropene	ND	0.50	0.30	ug/L		ND				40	
Dibromochloromethane	ND	0.50	0.37	ug/L		ND				40	
Ethylbenzene	ND	0.50	0.26	ug/L		ND				40	
Methyl tert Butyl Ether	ND	5.0	0.29	ug/L		ND				40	
Methylene Chloride	ND	3.0	0.15	ug/L		ND				40	
Styrene	ND	0.50	0.22	ug/L		ND				40	

Client Name: Tetra Tech, Inc. - San Bernardino
Contact: Mark Feldman
Address: 301 E. Vanderbilt Way Suite 450
San Bernardino, CA 92408

Report Date: 06-Oct-2010

Project Name: Tetra-Tech Lockheed
Project Number: [none]

Work Order Number: A0I1525

Received on Ice (Y/N): Yes Temp: 3 °C

Volatile Organic Compounds by EPA 8260B - Batch Quality Control

Analyte(s)	Result	RDL	MDL	Units	Spike Level	Source Result	%REC	%REC Limits	RPD	RPD Limit	Flag
Batch 0I22002 - Purge and Trap											
Duplicate (0I22002-DUP1)			**Source: A0I1671-04**		Prepared: 09/23/10 Analyzed: 09/24/10						
Tetrachloroethene	ND	0.50	0.17	ug/L		ND				40	
Toluene	ND	0.50	0.22	ug/L		ND				40	
trans-1,2-Dichloroethene	ND	0.50	0.10	ug/L		ND				40	
trans-1,3-Dichloropropene	ND	0.50	0.24	ug/L		ND				40	
Trichloroethene	ND	0.50	0.17	ug/L		ND				40	
Trichlorofluoromethane	ND	5.0	0.16	ug/L		ND				40	
Vinyl Acetate	ND	10	0.48	ug/L		ND				40	
Vinyl Chloride	ND	0.50	0.13	ug/L		ND				40	
Xylenes (m+p)	ND	0.50	0.36	ug/L		ND				40	
Xylenes (ortho)	ND	0.50	0.41	ug/L		ND				40	
1,4-Dioxane	ND	35	31	ug/L		ND				40	
Surrogate: 1,2-Dichloroethane-d4	*11.5*			ug/L	*10.0*		*115*	*80-124*			
Surrogate: Bromofluorobenzene	*9.73*			ug/L	*10.0*		*97.3*	*80-120*			
Surrogate: Toluene-d8	*9.49*			ug/L	*10.0*		*94.9*	*80-120*			
Matrix Spike (0I22002-MS1)			**Source: A0I1525-08**		Prepared & Analyzed: 09/23/10						
1,1-Dichloroethane	24.4	0.50	0.098	ug/L	25.0	ND	97.5	70-130			
1,1-Dichloroethene	23.9	0.50	0.12	ug/L	25.0	ND	95.5	70-130			
1,4-Dichlorobenzene	26.6	0.50	0.072	ug/L	25.0	ND	106	70-130			
Benzene	26.9	0.50	0.14	ug/L	25.0	ND	107	70-130			
Bromodichloromethane	26.8	0.50	0.11	ug/L	25.0	ND	107	70-130			
Bromoform	24.9	0.50	0.13	ug/L	25.0	ND	99.7	70-130			
Chloroform	27.1	0.50	0.17	ug/L	25.0	ND	109	70-130			
Dibromochloromethane	27.7	0.50	0.37	ug/L	25.0	ND	111	70-130			
Ethylbenzene	30.1	0.50	0.26	ug/L	25.0	ND	120	70-130			
Methyl tert Butyl Ether	28.1	5.0	0.29	ug/L	25.0	ND	112	70-130			
Tetrachloroethene	26.1	0.50	0.17	ug/L	25.0	ND	104	70-130			
Toluene	26.6	0.50	0.22	ug/L	25.0	ND	107	70-130			
Trichloroethene	26.6	0.50	0.17	ug/L	25.0	ND	106	70-130			
Vinyl Chloride	23.8	0.50	0.13	ug/L	25.0	ND	95.1	70-130			
Xylenes (m+p)	59.5	0.50	0.36	ug/L	50.0	ND	119	70-130			
Xylenes (ortho)	27.7	0.50	0.41	ug/L	25.0	ND	111	70-130			
Surrogate: 1,2-Dichloroethane-d4	*10.1*			ug/L	*10.0*		*101*	*80-124*			
Surrogate: Bromofluorobenzene	*9.80*			ug/L	*10.0*		*98.0*	*80-120*			
Surrogate: Toluene-d8	*10.2*			ug/L	*10.0*		*102*	*80-120*			

E.S.BABCOCK&Sons,Inc.
Environmental Laboratories est 1906

Client Name: Tetra Tech, Inc. - San Bernardino
Contact: Mark Feldman
Address: 301 E. Vanderbilt Way Suite 450
San Bernardino, CA 92408

Report Date: 06-Oct-2010

Project Name: Tetra-Tech Lockheed
Project Number: [none]

Work Order Number: A0I1525

Received on Ice (Y/N): Yes Temp: 3 °C

Semivolatile Organic Compounds by EPA 8270C SIM - Batch Quality Control

Analyte(s)	Result	RDL	MDL	Units	Spike Level	Source Result	%REC	%REC Limits	RPD	RPD Limit	Flag
Batch 0I16004 - EPA 3520C											
Blank (0I16004-BLK1)					Prepared: 09/16/10 Analyzed: 09/17/10						
1,4-Dioxane	ND	0.20	0.10	ug/L							
LCS (0I16004-BS1)					Prepared: 09/16/10 Analyzed: 09/17/10						
1,4-Dioxane	0.515	0.20	0.10	ug/L	0.500		103	85-127			
LCS Dup (0I16004-BSD1)					Prepared: 09/16/10 Analyzed: 09/17/10						
1,4-Dioxane	0.515	0.20	0.10	ug/L	0.500		103	85-127	0.00	20	
Matrix Spike (0I16004-MS1)			**Source: A0I1525-02**		Prepared: 09/16/10 Analyzed: 09/17/10						
1,4-Dioxane	4.90	0.20	0.10	ug/L	1.00	4.03	87.0	63-142			
Matrix Spike Dup (0I16004-MSD1)			**Source: A0I1525-02**		Prepared: 09/16/10 Analyzed: 09/17/10						
1,4-Dioxane	4.82	0.20	0.10	ug/L	1.00	4.03	79.0	63-142	1.65	40	

E.S.BABCOCK&Sons,Inc.
Environmental Laboratories est 1906

Client Name: Tetra Tech, Inc. - San Bernardino
Contact: Mark Feldman
Address: 301 E. Vanderbilt Way Suite 450
San Bernardino, CA 92408

Report Date: 06-Oct-2010

Project Name: Tetra-Tech Lockheed
Project Number: [none]

Work Order Number: A0I1525

Received on Ice (Y/N): Yes Temp: 3 °C

Notes and Definitions

J	Estimated value
N-TOCd	Sample filtered and preserved at laboratory after 15 minute regulatory holding time.
PblkJ	The analyte was detected in the Method Blank at a concentration between the MDL and the MRL.
ND:	Analyte NOT DETECTED at or above the Method Detection Limit **(if MDL is reported)**, otherwise at or above the Reportable Detection Limit (RDL)
NR:	Not Reported
RDL:	Reportable Detection Limit
MDL:	Method Detection Limit

* / (Non-NELAP): NELAP does not offer accreditation for this analyte/method/matrix combination

Approval

Enclosed are the analytical results for the submitted sample(s). Babcock Laboratories certify the data presented as part of this report meet the minimum quality standards in the referenced analytical methods. Any exceptions have been noted. Babcock Laboratories and its officers and employees assume no responsibility and make no warranty, express or implied, for uses or interpretations made by any recipients, intended or unintended, of this report.

Lorenzo Rodriguez

Lorenzo (Z) Rodriguez

Project Manager

cc:

ESB_ mdl_PDF

E.S.BABCOCK&Sons,Inc.
Environmental Laboratories est 1906

Client Name: Tetra Tech, Inc. - San Bernardino
Contact: Mark Feldman
Address: 301 E. Vanderbilt Way Suite 450
San Bernardino, CA 92408

Report Date: 06-Oct-2010

Project Name: Tetra-Tech Lockheed
Project Number: [none]

Work Order Number: A0I1525

Received on Ice (Y/N): Yes Temp: 3 °C

microseeps
from insight comes solutions

Client Name: ES Babcock and Sons, Inc
Contact: Lorenzo Rodriguez
Address: 6100 Quail Valley
PO Box 432
Riverside, CA 92502-0432

Page: Page 1 of 12
Lab Proj #: P1009259
Report Date: 09/30/10
Client Proj Name: A0I1525
Client Proj #: A0I1525

Laboratory Results

Total pages in data package: 14

Lab Sample #	Client Sample ID
P1009259-01	F33-TW2
P1009259-02	F33-TW2 MS
P1009259-03	F33-TW2 MSD
P1009259-04	F33-TW3
P1009259-05	F33-TW7
P1009259-06	F33-TW6

Microseeps test results meet all the requirements of the NELAC standards or provide reasons and/or justification if they do not.

Approved By: Heather Hauser (DW) ***Date:*** 10-1-10

Project Manager: Heather Hauser

The analytical results reported here are reliable and usable to the precision expressed in this report. As required by some regulating authorities, a full discussion of the uncertainty in our analytical results can be obtained at our web site or through customer service. Unless otherwise specified, all results are reported on a wet weight basis.

As a valued client we would appreciate your comments on our service.
Please call customer service at (412)826-5245 or email customerservice@microseeps.com.

Case Narrative:

220 William Pitt Way • Pittsburgh, PA 15238 • Tel 412-826-5245 • Fax 412-826-3433
website www.microseeps.com email info@microseeps.com

Client Name: Tetra Tech, Inc. - San Bernardino
Contact: Mark Feldman
Address: 301 E. Vanderbilt Way Suite 450
San Bernardino, CA 92408

Report Date: 06-Oct-2010

Project Name: Tetra-Tech Lockheed
Project Number: [none]

Work Order Number: A0I1525

Received on Ice (Y/N): Yes Temp: 3 °C

Client Name: ES Babcock and Sons, Inc
Contact: Lorenzo Rodriguez
Address: 6100 Quail Valley
PO Box 432
Riverside, CA 92502-0432

Lab Proj #: P1009259
Report Date: 09/30/10
Client Proj Name: A0I1525
Client Proj #: A0I1525

Sample Description	Matrix	Lab Sample #	Sampled Date/Time	Received
F33-TW2	Water	P1009259-01	14 Sep. 10 8:25	17 Sep. 10 14:41

Analyte(s)	Flag	Result	PQL	Units	Method #	Analysis Date	By
RiskAnalysis							
N Ethane	U	< 0.10	0.10	ug/L	RSK-175	9/28/10	mm
N Ethene	U	< 0.10	0.10	ug/L	RSK-175	9/28/10	mm
N Hydrogen		3.200	0.600	nM	AM20GAX	9/27/10	sl
N Methane		110.00	0.10	ug/L	RSK-175	9/28/10	mm
SemiVolatiles							
N Acetic Acid		0.075	0.070	mg/L	AM23G	9/24/10	kb
N Butyric Acid	U	< 0.050	0.050	mg/L	AM23G	9/24/10	kb
N Hexanoic Acid	U	< 0.050	0.050	mg/L	AM23G	9/24/10	kb
N i-Hexanoic Acid	U	< 0.050	0.050	mg/L	AM23G	9/24/10	kb
N i-Pentanoic Acid	U	< 0.150	0.150	mg/L	AM23G	9/24/10	kb
N Lactic Acid	U	< 0.100	0.100	mg/L	AM23G	9/24/10	kb
N Pentanoic Acid	U	< 0.070	0.070	mg/L	AM23G	9/24/10	kb
N Propionic Acid	J	0.038	0.050	mg/L	AM23G	9/24/10	kb
N Pyruvic Acid	U	< 0.150	0.150	mg/L	AM23G	9/24/10	kb

PA02-00538

Data Qualifiers: J - estimated value, U - Non detect, R - Poor surrogate recovery, M - Recovery/RPD poor for MS/MSD, SAMP/DUP, B - detected in blank, S - field sample as received did not meet NELAC sample acceptance criteria, L - Subcontracted Lab used, N - NELAC certified analysis

Client Name: Tetra Tech, Inc. - San Bernardino
Contact: Mark Feldman
Address: 301 E. Vanderbilt Way Suite 450
San Bernardino, CA 92408

Report Date: 06-Oct-2010

Project Name: Tetra-Tech Lockheed
Project Number: [none]

Work Order Number: A0I1525

Received on Ice (Y/N): Yes Temp: 3 °C

Client Name: ES Babcock and Sons, Inc
Contact: Lorenzo Rodriguez
Address: 6100 Quail Valley
PO Box 432
Riverside, CA 92502-0432

Lab Proj #: P1009259
Report Date: 09/30/10
Client Proj Name: A0I1525
Client Proj #: A0I1525

Sample Description	Matrix	Lab Sample #	Sampled Date/Time	Received
F33-TW2 MS	Water	P1009259-02	14 Sep. 10 8:25	17 Sep. 10 14:41

Analyte(s)	Flag	Result	PQL	Units	Method #	Analysis Date	By
RiskAnalysis							
N Ethane		80.00	0.10	ug/L	RSK-175	9/28/10	mm
N Ethene		73.00	0.10	ug/L	RSK-175	9/28/10	mm
N Methane		170.00	0.10	ug/L	RSK-175	9/28/10	mm
SemiVolatiles							
N Acetic Acid		2.100	0.070	mg/L	AM23G	9/24/10	kb
N Butyric Acid		1.900	0.050	mg/L	AM23G	9/24/10	kb
N Hexanoic Acid		1.900	0.050	mg/L	AM23G	9/24/10	kb
N i-Hexanoic Acid		2.000	0.050	mg/L	AM23G	9/24/10	kb
N i-Pentanoic Acid		1.800	0.150	mg/L	AM23G	9/24/10	kb
N Lactic Acid		2.300	0.100	mg/L	AM23G	9/24/10	kb
N Pentanoic Acid		1.800	0.070	mg/L	AM23G	9/24/10	kb
N Propionic Acid		2.000	0.050	mg/L	AM23G	9/24/10	kb
N Pyruvic Acid		2.000	0.150	mg/L	AM23G	9/24/10	kb

PA02-00538

Data Qualifiers: J - estimated value, U - Non detect, R - Poor surrogate recovery, M - Recovery/RPD poor for MS/MSD, SAMP/DUP, B - detected in blank, S - field sample as received did not meet NELAC sample acceptance criteria, L - Subcontracted Lab used, N - NELAC certified analysis

Client Name: Tetra Tech, Inc. - San Bernardino
Contact: Mark Feldman
Address: 301 E. Vanderbilt Way Suite 450
San Bernardino, CA 92408

Report Date: 06-Oct-2010

Analytical Report: Page 39 of 50
Project Name: Tetra-Tech Lockheed
Project Number: [none]

Work Order Number: A0I1525

Received on Ice (Y/N): Yes Temp: 3 °C

Client Name: ES Babcock and Sons, Inc
Contact: Lorenzo Rodriguez
Address: 6100 Quail Valley
PO Box 432
Riverside, CA 92502-0432

Page: Page 4 of 12
Lab Proj #: P1009259
Report Date: 09/30/10
Client Proj Name: A0I1525
Client Proj #: A0I1525

Sample Description	Matrix	Lab Sample #	Sampled Date/Time	Received
F33-TW2 MSD	Water	P1009259-03	14 Sep. 10 8:25	17 Sep. 10 14:41

Analyte(s)	Flag	Result	PQL	Units	Method #	Analysis Date	By
RiskAnalysis							
N Ethane		80.00	0.10	ug/L	RSK-175	9/28/10	mm
N Ethene		73.00	0.10	ug/L	RSK-175	9/28/10	mm
N Methane		160.00	0.10	ug/L	RSK-175	9/28/10	mm
SemiVolatiles							
N Acetic Acid		2.000	0.070	mg/L	AM23G	9/24/10	kb
N Butyric Acid		1.900	0.050	mg/L	AM23G	9/24/10	kb
N Hexanoic Acid		1.800	0.050	mg/L	AM23G	9/24/10	kb
N i-Hexanoic Acid		2.000	0.050	mg/L	AM23G	9/24/10	kb
N i-Pentanoic Acid		1.700	0.150	mg/L	AM23G	9/24/10	kb
N Lactic Acid		2.300	0.100	mg/L	AM23G	9/24/10	kb
N Pentanoic Acid		1.900	0.070	mg/L	AM23G	9/24/10	kb
N Propionic Acid		1.900	0.050	mg/L	AM23G	9/24/10	kb
N Pyruvic Acid		2.000	0.150	mg/L	AM23G	9/24/10	kb

PA02-00538

Data Qualifiers: J - estimated value, U - Non detect, R - Poor surrogate recovery, M - Recovery/RPD poor for MS/MSD, SAMP/DUP, B - detected in blank, S - field sample as received did not meet NELAC sample acceptance criteria, L - Subcontracted Lab used, N - NELAC certified analysis

Client Name: Tetra Tech, Inc. - San Bernardino
Contact: Mark Feldman
Address: 301 E. Vanderbilt Way Suite 450
San Bernardino, CA 92408

Report Date: 06-Oct-2010

Project Name: Tetra-Tech Lockheed
Project Number: [none]

Work Order Number: A0I1525

Received on Ice (Y/N): Yes Temp: 3 °C

Client Name: ES Babcock and Sons, Inc
Contact: Lorenzo Rodriguez
Address: 6100 Quail Valley
PO Box 432
Riverside, CA 92502-0432

Lab Proj #: P1009259
Report Date: 09/30/10
Client Proj Name: A0I1525
Client Proj #: A0I1525

Sample Description	Matrix	Lab Sample #	Sampled Date/Time	Received
F33-TW3	Water	P1009259-04	14 Sep. 10 10:14	17 Sep. 10 14:41

Analyte(s)	Flag	Result	PQL	Units	Method #	Analysis Date	By
RiskAnalysis							
N Ethane	U	< 0.10	0.10	ug/L	RSK-175	9/28/10	mm
N Ethene	U	< 0.10	0.10	ug/L	RSK-175	9/28/10	mm
N Hydrogen		6.100	0.600	nM	AM20GAX	9/27/10	sl
N Methane		110.00	0.10	ug/L	RSK-175	9/28/10	mm
SemiVolatiles							
N Acetic Acid		0.074	0.070	mg/L	AM23G	9/24/10	kb
N Butyric Acid	U	< 0.050	0.050	mg/L	AM23G	9/24/10	kb
N Hexanoic Acid	U	< 0.050	0.050	mg/L	AM23G	9/24/10	kb
N i-Hexanoic Acid	U	< 0.050	0.050	mg/L	AM23G	9/24/10	kb
N i-Pentanoic Acid	U	< 0.150	0.150	mg/L	AM23G	9/24/10	kb
N Lactic Acid	U	< 0.100	0.100	mg/L	AM23G	9/24/10	kb
N Pentanoic Acid	U	< 0.070	0.070	mg/L	AM23G	9/24/10	kb
N Propionic Acid	U	< 0.050	0.050	mg/L	AM23G	9/24/10	kb
N Pyruvic Acid	U	< 0.150	0.150	mg/L	AM23G	9/24/10	kb

PA02-00538

Data Qualifiers: J - estimated value, U - Non detect, R - Poor surrogate recovery, M - Recovery/RPD poor for MS/MSD, SAMP/DUP, B - detected in blank, S - field sample as received did not meet NELAC sample acceptance criteria, L - Subcontracted Lab used, N - NELAC certified analysis

Client Name: Tetra Tech, Inc. - San Bernardino
Contact: Mark Feldman
Address: 301 E. Vanderbilt Way Suite 450
San Bernardino, CA 92408

Report Date: 06-Oct-2010

Project Name: Tetra-Tech Lockheed
Project Number: [none]

Work Order Number: A0I1525

Received on Ice (Y/N): Yes Temp: 3 °C

Client Name: ES Babcock and Sons, Inc
Contact: Lorenzo Rodriguez
Address: 6100 Quail Valley
PO Box 432
Riverside, CA 92502-0432

Lab Proj #: P1009259
Report Date: 09/30/10
Client Proj Name: A0I1525
Client Proj #: A0I1525

Sample Description	Matrix	Lab Sample #	Sampled Date/Time	Received
F33-TW7	Water	P1009259-05	14 Sep. 10 11:59	17 Sep. 10 14:41

Analyte(s)	Flag	Result	PQL	Units	Method #	Analysis Date	By
RiskAnalysis							
N Ethane	U	< 0.10	0.10	ug/L	RSK-175	9/28/10	mm
N Ethene	U	< 0.10	0.10	ug/L	RSK-175	9/28/10	mm
N Hydrogen		6.000	0.600	nM	AM20GAX	9/27/10	sl
N Methane		170.00	0.10	ug/L	RSK-175	9/28/10	mm
SemiVolatiles							
N Acetic Acid	J	0.065	0.070	mg/L	AM23G	9/24/10	kb
N Butyric Acid	U	< 0.050	0.050	mg/L	AM23G	9/24/10	kb
N Hexanoic Acid	U	< 0.050	0.050	mg/L	AM23G	9/24/10	kb
N i-Hexanoic Acid	U	< 0.050	0.050	mg/L	AM23G	9/24/10	kb
N i-Pentanoic Acid	U	< 0.150	0.150	mg/L	AM23G	9/24/10	kb
N Lactic Acid	U	< 0.100	0.100	mg/L	AM23G	9/24/10	kb
N Pentanoic Acid	U	< 0.070	0.070	mg/L	AM23G	9/24/10	kb
N Propionic Acid	U	< 0.050	0.050	mg/L	AM23G	9/24/10	kb
N Pyruvic Acid	U	< 0.150	0.150	mg/L	AM23G	9/24/10	kb

PA02-00538

Data Qualifiers: J - estimated value, U - Non detect, R - Poor surrogate recovery, M - Recovery/RPD poor for MS/MSD, SAMP/DUP, B - detected in blank, S - field sample as received did not meet NELAC sample acceptance criteria, L - Subcontracted Lab used, N - NELAC certified analysis

Client Name: Tetra Tech, Inc. - San Bernardino
Contact: Mark Feldman
Address: 301 E. Vanderbilt Way Suite 450
San Bernardino, CA 92408

Report Date: 06-Oct-2010

Project Name: Tetra-Tech Lockheed
Project Number: [none]

Work Order Number: A0I1525

Received on Ice (Y/N): Yes Temp: 3 °C

Client Name: ES Babcock and Sons, Inc
Contact: Lorenzo Rodriguez
Address: 6100 Quail Valley
PO Box 432
Riverside, CA 92502-0432

Lab Proj #: P1009259
Report Date: 09/30/10
Client Proj Name: A0I1525
Client Proj #: A0I1525

Sample Description	Matrix	Lab Sample #	Sampled Date/Time	Received
F33-TW6	Water	P1009259-06	14 Sep. 10 13:04	17 Sep. 10 14:41

Analyte(s)	Flag	Result	PQL	Units	Method #	Analysis Date	By
RiskAnalysis							
N Ethane	U	< 0.10	0.10	ug/L	RSK-175	9/28/10	mm
N Ethene	U	< 0.10	0.10	ug/L	RSK-175	9/28/10	mm
N Hydrogen		8.000	0.600	nM	AM20GAX	9/27/10	sl
N Methane		1.40	0.10	ug/L	RSK-175	9/28/10	mm
SemiVolatiles							
N Acetic Acid		0.076	0.070	mg/L	AM23G	9/24/10	kb
N Butyric Acid	U	< 0.050	0.050	mg/L	AM23G	9/24/10	kb
N Hexanoic Acid	U	< 0.050	0.050	mg/L	AM23G	9/24/10	kb
N i-Hexanoic Acid	U	< 0.050	0.050	mg/L	AM23G	9/24/10	kb
N i-Pentanoic Acid	U	< 0.150	0.150	mg/L	AM23G	9/24/10	kb
N Lactic Acid	U	< 0.100	0.100	mg/L	AM23G	9/24/10	kb
N Pentanoic Acid	U	< 0.070	0.070	mg/L	AM23G	9/24/10	kb
N Propionic Acid	U	< 0.050	0.050	mg/L	AM23G	9/24/10	kb
N Pyruvic Acid	U	< 0.150	0.150	mg/L	AM23G	9/24/10	kb

PA02-00538

Data Qualifiers: J - estimated value, U - Non detect, R - Poor surrogate recovery, M - Recovery/RPD poor for MS/MSD, SAMP/DUP, B - detected in blank, S - field sample as received did not meet NELAC sample acceptance criteria, L - Subcontracted Lab used, N - NELAC certified analysis

Client Name: Tetra Tech, Inc. - San Bernardino
Contact: Mark Feldman
Address: 301 E. Vanderbilt Way Suite 450
San Bernardino, CA 92408

Report Date: 06-Oct-2010

Project Name: Tetra-Tech Lockheed
Project Number: [none]

Work Order Number: A0I1525

Received on Ice (Y/N): Yes Temp: 3 °C

Client Name: ES Babcock and Sons, Inc
Contact: Lorenzo Rodriguez
Address: 6100 Quail Valley
PO Box 432
Riverside, CA 92502-0432

Lab Proj #: P1009259
Report Date: 09/30/10
Client Proj Name: A0I1525
Client Proj #: A0I1525

Prep Method: Volatile Fatty Acids by Ion Chromatography
Analysis Method: Volatile Fatty Acids by Ion Chromatography

M100923018-MB

	Result		TrueSpikeConc.	RDL	%Recovery	Ctl Limits
Acetic Acid	< 0.070	mg/L		0.07		- NA
Propionic Acid	< 0.050	mg/L		0.05		- NA
Butyric Acid	< 0.050	mg/L		0.05		- NA
Lactic Acid	0.042	mg/L		0.1		- NA
Pyruvic Acid	< 0.150	mg/L		0.15		- NA
i-Pentanoic Acid	< 0.150	mg/L		0.15		- NA
Pentanoic Acid	< 0.070	mg/L		0.07		- NA
i-Hexanoic Acid	< 0.050	mg/L		0.05		- NA
Hexanoic Acid	< 0.050	mg/L		0.05		- NA

M100923018-LCS

	Result		TrueSpikeConc.	%Recovery	Ctl Limits
Acetic Acid	1.900	mg/L	2.00	95.00	70 - 130
Propionic Acid	1.900	mg/L	2.00	95.00	70 - 130
Butyric Acid	1.900	mg/L	2.00	95.00	70 - 130
Lactic Acid	1.900	mg/L	2.00	95.00	70 - 130
Pyruvic Acid	2.000	mg/L	2.00	100.00	70 - 130
i-Pentanoic Acid	1.700	mg/L	2.00	85.00	70 - 130
Pentanoic Acid	1.900	mg/L	2.00	95.00	70 - 130
i-Hexanoic Acid	1.700	mg/L	2.00	85.00	70 - 130
Hexanoic Acid	1.800	mg/L	2.00	90.00	70 - 130

P1009259-01A-MS

	Result		TrueSpikeConc.	%Recovery	Ctl Limits
Acetic Acid	2.100	mg/L	2.00	101.00	70 - 130
Propionic Acid	2.000	mg/L	2.00	98.00	70 - 130
Butyric Acid	1.900	mg/L	2.00	95.00	70 - 130
Lactic Acid	2.300	mg/L	2.00	115.00	70 - 130
Pyruvic Acid	2.000	mg/L	2.00	100.00	70 - 130
i-Pentanoic Acid	1.800	mg/L	2.00	90.00	70 - 130
Pentanoic Acid	1.800	mg/L	2.00	90.00	70 - 130
i-Hexanoic Acid	2.000	mg/L	2.00	100.00	70 - 130

PA02-00538

Data Qualifiers: J - estimated value, U - Non detect, R - Poor surrogate recovery, M - Recovery/RPD poor for MS/MSD, SAMP/DUP, B - detected in blank, S - field sample as received did not meet NELAC sample acceptance criteria, L - Subcontracted Lab used, N - NELAC certified analysis

Client Name: Tetra Tech, Inc. - San Bernardino
Contact: Mark Feldman
Address: 301 E. Vanderbilt Way Suite 450
San Bernardino, CA 92408

Report Date: 06-Oct-2010

Project Name: Tetra-Tech Lockheed
Project Number: [none]

Work Order Number: A0I1525

Received on Ice (Y/N): Yes Temp: 3 °C

Client Name: ES Babcock and Sons, Inc
Contact: Lorenzo Rodriguez
Address: 6100 Quail Valley
PO Box 432
Riverside, CA 92502-0432

Lab Proj #: P1009259
Report Date: 09/30/10
Client Proj Name: A0I1525
Client Proj #: A0I1525

P1009259-01A-MS

	Result		TrueSpikeConc.	%Recovery	Ctl Limits
Hexanoic Acid	1.900	mg/L	2.00	95.00	70 - 130

P1009259-01A-MSD

	Result		TrueSpikeConc.	%Recovery	Ctl Limits	RPD	RPD Ctl Limits
Acetic Acid	2.000	mg/L	2.00	96.00	70 - 130	4.88	0 - 30
Propionic Acid	1.900	mg/L	2.00	93.00	70 - 130	5.13	0 - 30
Butyric Acid	1.900	mg/L	2.00	95.00	70 - 130	0.00	0 - 30
Lactic Acid	2.300	mg/L	2.00	115.00	70 - 130	0.00	0 - 30
Pyruvic Acid	2.000	mg/L	2.00	100.00	70 - 130	0.00	0 - 30
i-Pentanoic Acid	1.700	mg/L	2.00	85.00	70 - 130	5.71	0 - 30
Pentanoic Acid	1.900	mg/L	2.00	95.00	70 - 130	5.41	0 - 30
i-Hexanoic Acid	2.000	mg/L	2.00	100.00	70 - 130	0.00	0 - 30
Hexanoic Acid	1.800	mg/L	2.00	90.00	70 - 130	5.41	0 - 30

[ ] Outlined Results indicate results outside of Control limits

PA02-00538

Data Qualifiers: J - estimated value, U - Non detect, R - Poor surrogate recovery, M - Recovery/RPD poor for MS/MSD, SAMP/DUP, B - detected in blank, S - field sample as received did not meet NELAC sample acceptance criteria, L - Subcontracted Lab used, N - NELAC certified analysis

Client Name: Tetra Tech, Inc. - San Bernardino
Contact: Mark Feldman
Address: 301 E. Vanderbilt Way Suite 450
San Bernardino, CA 92408

Report Date: 06-Oct-2010

Project Name: Tetra-Tech Lockheed
Project Number: [none]

Work Order Number: A0I1525

Received on Ice (Y/N): Yes Temp: 3 °C

Client Name: ES Babcock and Sons, Inc
Contact: Lorenzo Rodriguez
Address: 6100 Quail Valley
PO Box 432
Riverside, CA 92502-0432

Lab Proj #: P1009259
Report Date: 09/30/10
Client Proj Name: A0I1525
Client Proj #: A0I1525

Prep Method: Hydrogen by Bubble Strip
Analysis Method: Hydrogen by Bubble Strip

M100927038-MB

	Result		TrueSpikeConc.	RDL	%Recovery	Ctl Limits
Hydrogen	< 0.600	nM		0.600		- NA

M100927038-LCS

	Result		TrueSpikeConc.	%Recovery	Ctl Limits
Hydrogen	9.900	nM	9.78	101.00	75 - 125

M100927038-LCSD

	Result		TrueSpikeConc.	%Recovery	Ctl Limits	RPD	RPD Ctl Limits
Hydrogen	9.900	nM	9.78	101.00	75 - 125	0.00	0 - 20

Outlined Results indicate results outside of Control limits

PA02-00538

Data Qualifiers: J - estimated value, U - Non detect, R - Poor surrogate recovery, M - Recovery/RPD poor for MS/MSD, SAMP/DUP, B - detected in blank, S - field sample as received did not meet NELAC sample acceptance criteria, L - Subcontracted Lab used, N - NELAC certified analysis

Client Name: Tetra Tech, Inc. - San Bernardino
Contact: Mark Feldman
Address: 301 E. Vanderbilt Way Suite 450
San Bernardino, CA 92408

Report Date: 06-Oct-2010

Analytical Report: Page 46 of 50
Project Name: Tetra-Tech Lockheed
Project Number: [none]

Work Order Number: A0I1525

Received on Ice (Y/N): Yes Temp: 3 °C

Client Name: ES Babcock and Sons, Inc
Contact: Lorenzo Rodriguez
Address: 6100 Quail Valley
PO Box 432
Riverside, CA 92502-0432

Page: Page 11 of 12
Lab Proj #: P1009259
Report Date: 09/30/10
Client Proj Name: A0I1525
Client Proj #: A0I1525

Prep Method: Hydrogen by Bubble Strip
Analysis Method: Hydrogen by Bubble Strip

M100927039-MB

	Result		TrueSpikeConc.	RDL	%Recovery	Ctl Limits
Hydrogen	< 0.600	nM		0.600		- NA

M100927039-LCS

	Result		TrueSpikeConc.	%Recovery	Ctl Limits
Hydrogen	9.900	nM	9.78	101.00	75 - 125

M100927039-LCSD

	Result		TrueSpikeConc.	%Recovery	Ctl Limits	RPD	RPD Ctl Limits
Hydrogen	10.000	nM	9.78	102.00	75 - 125	1.01	0 - 20

Outlined Results indicate results outside of Control limits

PA02-00538

Data Qualifiers: J - estimated value, U - Non detect, R - Poor surrogate recovery, M - Recovery/RPD poor for MS/MSD, SAMP/DUP, B - detected in blank, S - field sample as received did not meet NELAC sample acceptance criteria, L - Subcontracted Lab used, N - NELAC certified analysis

Client Name: Tetra Tech, Inc. - San Bernardino
Contact: Mark Feldman
Address: 301 E. Vanderbilt Way Suite 450
San Bernardino, CA 92408

Report Date: 06-Oct-2010

Analytical Report: Page 47 of 50
Project Name: Tetra-Tech Lockheed
Project Number: [none]

Work Order Number: A0I1525

Received on Ice (Y/N): Yes Temp: 3 °C

Client Name: ES Babcock and Sons, Inc
Contact: Lorenzo Rodriguez
Address: 6100 Quail Valley
PO Box 432
Riverside, CA 92502-0432

Page: Page 12 of 12
Lab Proj #: P1009259
Report Date: 09/30/10
Client Proj Name: A0I1525
Client Proj #: A0I1525

Prep Method: Light Hydrocarbons (C1-C4) in Water
Analysis Method: Light Hydrocarbons (C1-C4) in Water

M100928050-MB

	Result		TrueSpikeConc.	RDL	%Recovery	Ctl Limits
Methane	0.04	ug/L		0.10		- NA
Ethane	< 0.10	ug/L		0.10		- NA
Ethene	< 0.10	ug/L		0.10		- NA

M100928050-LCS

	Result		TrueSpikeConc.	%Recovery	Ctl Limits
Methane	48.00	ug/L	48.40	99.00	75 - 125
Ethane	90.00	ug/L	90.00	100.00	75 - 125
Ethene	86.00	ug/L	81.60	105.00	75 - 125

M100928050-LCSD

	Result		TrueSpikeConc.	%Recovery	Ctl Limits	RPD	RPD Ctl Limits
Methane	46.00	ug/L	48.40	95.00	75 - 125	4.26	0 - 20
Ethane	85.00	ug/L	90.00	94.00	75 - 125	5.71	0 - 20
Ethene	79.00	ug/L	81.60	97.00	75 - 125	8.48	0 - 20

P1009259-04A-DUP

	Result		TrueSpikeConc.	%Recovery	Ctl Limits	RPD	RPD Ctl Limits
Methane	100.00	ug/L			- NA	9.52	0 - 20
Ethane	< 0.10	ug/L			- NA	0.00	0 - 20
Ethene	< 0.10	ug/L			- NA	0.00	0 - 20

P1009259-01A-MS

	Result		TrueSpikeConc.	%Recovery	Ctl Limits
Methane	170.00	ug/L	48.40	124.00	70 - 130
Ethane	80.00	ug/L	90.00	89.00	70 - 130
Ethene	73.00	ug/L	81.60	89.00	70 - 130

P1009259-01A-MSD

	Result		TrueSpikeConc.	%Recovery	Ctl Limits	RPD	RPD Ctl Limits
Methane	160.00	ug/L	48.40	103.00	70 - 130	6.06	0 - 20
Ethane	80.00	ug/L	90.00	89.00	70 - 130	0.00	0 - 20
Ethene	73.00	ug/L	81.60	89.00	70 - 130	0.00	0 - 20

Outlined Results indicate results outside of Control limits

PA02-00538

Data Qualifiers: J - estimated value, U - Non detect, R - Poor surrogate recovery, M - Recovery/RPD poor for MS/MSD, SAMP/DUP, B - detected in blank, S - field sample as received did not meet NELAC sample acceptance criteria, L - Subcontracted Lab used, N - NELAC certified analysis

Client Name: Tetra Tech, Inc. - San Bernardino
Contact: Mark Feldman
Address: 301 E. Vanderbilt Way Suite 450
San Bernardino, CA 92408

Report Date: 06-Oct-2010

Project Name: Tetra-Tech Lockheed
Project Number: [none]

Work Order Number: A0I1525

Received on Ice (Y/N): Yes Temp: 3 °C

SUBCONTRACT ORDER
E.S. Babcock & Sons, Inc.
A0I1525

Printed: 9/16/2010 10:21

P0009259

SENDING LABORATORY:
E.S. Babcock & Sons, Inc.
P. O. Box 432
Riverside, CA 92502-0432
Phone: (951) 653-3351
Fax: (951) 653-1662
Project Manager: Lorenzo (Z) Rodriguez

RECEIVING LABORATORY:
Microseeps - Subcontract
220 William Pitt Way
Pittsburgh, PA 15238
Phone :(800) 659-2887
Fax: -

Client: Tetra Tech, Inc. - San Bernardino
Sampler: Jose R. Santoya

Analysis	Due	Expires Regulatory Days Past Date Sampled	Laboratory ID	Comments
Sample ID: A0I1525-02	**Liquid**	**Sampled:09/14/10 08:25**	**F33-TW2**	***Proj.No.:*[none]**
Subout_02	09/29/10 17:00	09/24/10 08:25	J-flags AM23G - Volatile Fatty Acid / Use As QC Source	
Subout_01	09/29/10 17:00	09/24/10 08:25	J-flags RSK175 - Methane, Ethane, Ethene / Use As QC Source	
Subout	09/29/10 17:00	09/24/10 08:25	J-flags AM20GAX - Hydrogen / Use As QC Source	
Containers Supplied:				
Voa Vial -Unpres (AA)	Voa Vial -Unpres (AB)	Voa Vial -Unpres (AC)	Voa Vial -Unpres (AD)	Voa Vial -Unpres (AE)
Voa Vial -Unpres (AF)	Voa Vial -Unpres (AG)	Voa Vial -Unpres (AH)	Voa Vial -Unpres (AI)	Voa Vial -Unpres (AJ)
Other- Unpres. (AK)	Voa Vial -Unpres (Y)	Voa Vial -Unpres (Z)		
Sample ID: A0I1525-05	**Liquid**	**Sampled:09/14/10 10:14**	**F33-TW3**	***Proj.No.:*[none]**
Subout_02	09/29/10 17:00	09/24/10 10:14	J-flags AM23G - Volatile Fatty Acid	
Subout_01	09/29/10 17:00	09/24/10 10:14	J-flags RSK175 - Methane, Ethane, Ethene	
Subout	09/29/10 17:00	09/24/10 10:14	J-flags AM20GAX - Hydrogen	
Containers Supplied:				
Voa Vial -Unpres (J)	Voa Vial -Unpres (K)	Voa Vial -Unpres (L)	Voa Vial -Unpres (M)	Other- Unpres. (N)
Sample ID: A0I1525-06	**Liquid**	**Sampled:09/14/10 11:59**	**F33-TW7**	***Proj.No.:*[none]**
Subout_02	09/29/10 17:00	09/24/10 11:59	J-flags AM23G - Volatile Fatty Acid	
Subout_01	09/29/10 17:00	09/24/10 11:59	J-flags RSK175 - Methane, Ethane, Ethene	
Subout	09/29/10 17:00	09/24/10 11:59	J-flags AM20GAX - Hydrogen	
Containers Supplied:				
Voa Vial -Unpres (H)	Voa Vial -Unpres (I)	Voa Vial -Unpres (J)	Voa Vial -Unpres (K)	Other- Unpres. (L)
Sample ID: A0I1525-08	**Liquid**	**Sampled:09/14/10 13:04**	**F33-TW6**	***Proj.No.:*[none]**
Subout_02	09/29/10 17:00	09/24/10 13:04	J-flags AM23G - Volatile Fatty Acid	
Subout_01	09/29/10 17:00	09/24/10 13:04	J-flags RSK175 - Methane, Ethane, Ethene	
Subout	09/29/10 17:00	09/24/10 13:04	J-flags AM20GAX - Hydrogen	
Containers Supplied:				
Voa Vial -Unpres (H)	Voa Vial -Unpres (I)	Voa Vial -Unpres (J)	Voa Vial -Unpres (K)	Other- Unpres. (L)

E.S.BABCOCK&Sons,Inc.
Environmental Laboratories est 1906

Client Name: Tetra Tech, Inc. - San Bernardino
Contact: Mark Feldman
Address: 301 E. Vanderbilt Way Suite 450
San Bernardino, CA 92408

Report Date: 06-Oct-2010

Project Name: Tetra-Tech Lockheed
Project Number: [none]

Work Order Number: A0I1525

Received on Ice (Y/N): Yes Temp: 3 °C

SUBCONTRACT ORDER
E.S. Babcock & Sons, Inc.
A0I1525

Printed: 9/16/2010 10:21

All Containers Intact: ✓ Yes ____ No Samples Preserved Properly: ✓ Yes ____ No

Samples Received at 6 °C 9/17 Sample Lables / COC Agree: ✓ Yes ____ No Custody Seals Present: ____ Yes ____ No

Please forward all acknowledgements of sample receipt, final reports and invoices to data@babcocklabs.com
NO HARDCOPIES PLEASE.

Released By	Date	Received By	Date
[signature]	9-16-10	[signature]	9/17/10 1000
Released By	Date	Received By	Date

mailing
P.O Box 432
Riverside, CA 92502-0432

location
6100 Quail Valley Court
Riverside, CA 92507-0704

P 951 653 3351
F 951 653 1662
www.babcocklabs.com

NELAP no, 02101CA
CA ELAP no. 1156
EPA no. CA00102

E.S.BABCOCK&Sons,Inc.
Environmental Laboratories est 1906

Client Name: Tetra Tech, Inc. - San Bernardino
Contact: Mark Feldman
Address: 301 E. Vanderbilt Way Suite 450
San Bernardino, CA 92408

Report Date: 06-Oct-2010

Analytical Report: Page 50 of 50
Project Name: Tetra-Tech Lockheed
Project Number: [none]

Work Order Number: A0I1525

Received on Ice (Y/N): Yes Temp: 3 °C

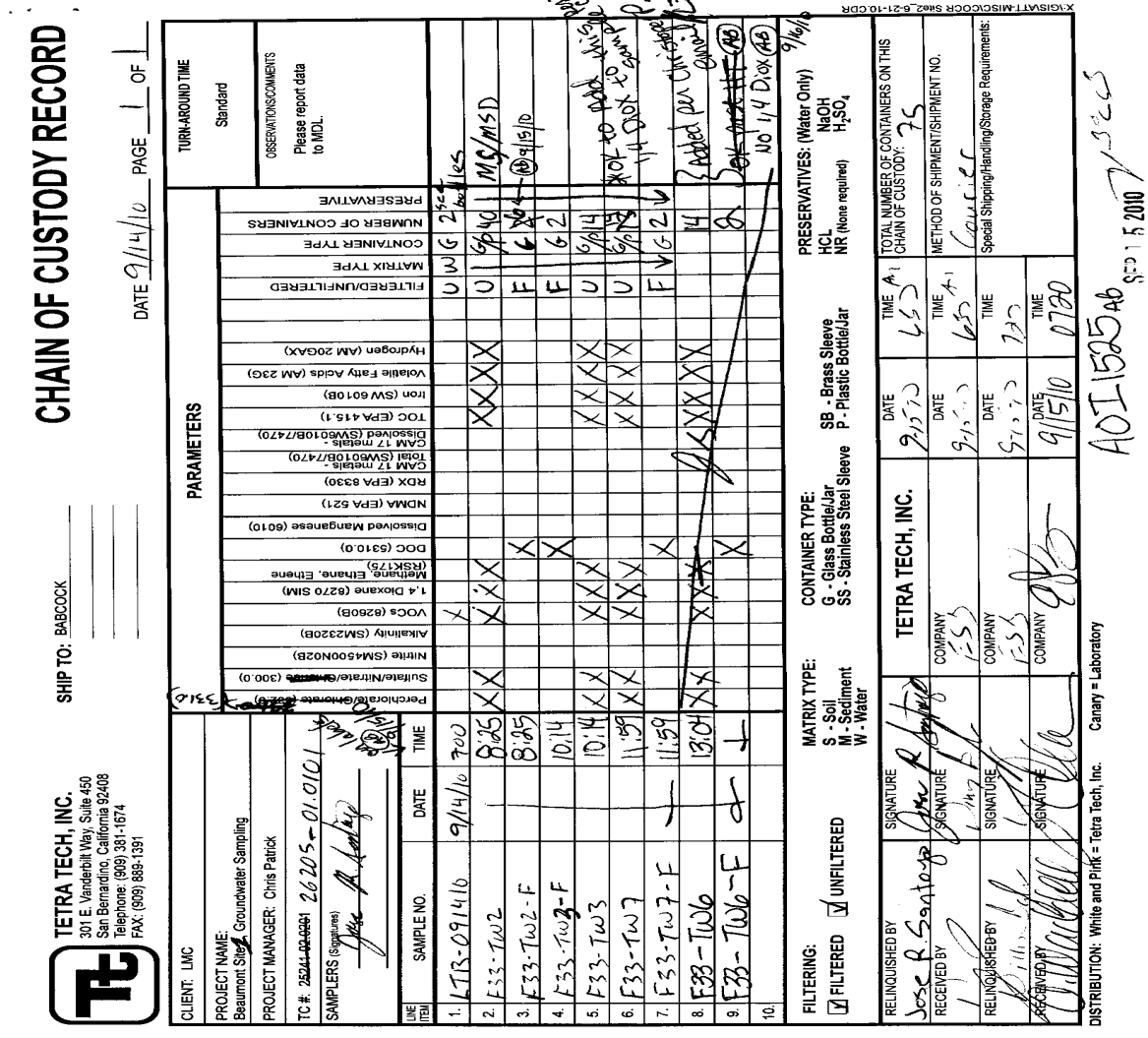

CHAIN OF CUSTODY RECORD

TETRA TECH, INC.
301 E. Vanderbilt Way, Suite 450
San Bernardino, California 92408
Telephone: (909) 381-1674
FAX: (909) 889-1391

SHIP TO: BABCOCK

DATE 9/14/10 PAGE 1 OF 1

CLIENT: LMC
PROJECT NAME: Beaumont Site - Groundwater Sampling
PROJECT MANAGER: Chris Patrick
TC #: 25241.02.0001 26205-01.0101
SAMPLERS (Signatures)

TURN-AROUND TIME: Standard

OBSERVATIONS/COMMENTS: Please report data to MDL.

PARAMETERS

LINE ITEM	SAMPLE NO.	DATE	TIME	Perchlorate/Bromate (314.0)	Sulfate/Nitrate/Chloride (300.0)	Nitrite (SM4500NO2B)	Alkalinity (SM2320B)	VOCs (8260B)	1,4 Dioxane (8270 SIM)	Methane, Ethane, Ethene (RSK175)	DOC (5310.0)	Dissolved Manganese (6010)	NDMA (EPA 521)	RDX (EPA 8330)	CAM 17 metals - Total (SW6010B/7470)	CAM 17 metals - Dissolved (SW6010B/7470)	TOC (EPA 415.1)	Iron (SW 6010B)	Volatile Fatty Acids (AM 23G)	Hydrogen (AM 20GAX)	FILTERED/UNFILTERED	MATRIX TYPE	CONTAINER TYPE	NUMBER OF CONTAINERS	PRESERVATIVE
1.	LTR3-091410	9/14/10	7:00	X																		U	W	G	2
2.	F33-TW2		8:25	X	X		X	X	X								X	X	X	X		U	W	P	4 MS/MSD
3.	F33-TW2-F		8:25								X											F	W	F	6 @9/15/10
4.	F33-TW3-F		10:14								X											F	W	F	2
5.	F33-TW3		10:14	X	X		X	X	X								X	X	X	X		U	W	P	4
6.	F33-TW7		11:59	X	X		X	X	X								X	X	X	X		U	W	P	4
7.	F33-TW7-F		11:59								X											F	W	F	2
8.	F33-TW6		13:04	X	X		X	X	X								X	X	X	X		U	W	P	4
9.	F33-TW6-F										X											F	W	F	2
10.																									

Added per Christine 9/16/10
DOX ADDITIONAL
NO 1,4 DOX (AB)

FILTERING: ☑ FILTERED ☑ UNFILTERED

MATRIX TYPE: S - Soil M - Sediment W - Water

CONTAINER TYPE: G - Glass Bottle/Jar SS - Stainless Steel Sleeve SB - Brass Sleeve P - Plastic Bottle/Jar

PRESERVATIVES: (Water Only) HCL NaOH NR (None required) H_2SO_4

RELINQUISHED BY	SIGNATURE	TETRA TECH, INC.	DATE 9/15/10	TIME 1455
RECEIVED BY	SIGNATURE	COMPANY ESS	DATE 9/15/10	TIME 1655
RELINQUISHED BY	SIGNATURE	COMPANY ESS	DATE 9/15/10	TIME 1730
RECEIVED BY	SIGNATURE	COMPANY	DATE 9/15/10	TIME 0720

TOTAL NUMBER OF CONTAINERS ON THIS CHAIN OF CUSTODY: 75

METHOD OF SHIPMENT/SHIPMENT NO.: Courier

Special Shipping/Handling/Storage Requirements:

A0I1525 AB SEP 15 2010

DISTRIBUTION: White and Pink = Tetra Tech, Inc. Canary = Laboratory

X:\GIS\ATT-MISC\COCR Std\2_6-21-10.CDR

E.S.BABCOCK&Sons,Inc.
Environmental Laboratories est 1906

Client Name: Tetra Tech, Inc. - San Bernardino
Contact: Mark Feldman
Address: 301 E. Vanderbilt Way Suite 450
San Bernardino, CA 92408

Report Date: 11-Oct-2010

Project Name: Tetra-Tech Lockheed
Project Number: [none]

Work Order Number: A0I1671

Received on Ice (Y/N): Yes Temp: 3 °C

Attached is the analytical report for the sample(s) received for your project. Below is a list of the individual sample descriptions with the corresponding laboratory number(s). Also, enclosed is a copy of the Chain of Custody document (if received with your sample(s)). Please note any unused portion of the sample(s) may be responsibly discarded after 30 days from the above report date, unless you have requested otherwise.

Thank you for the opportunity to serve your analytical needs. If you have any questions or concerns regarding this report please contact our client service department.

Sample Identification

Lab Sample #	Client Sample ID	Matrix	Date Sampled	By	Date Submitted	By
A0I1671-01	LTB-091510 Beaumont Site 1, GW Sampling	Liquid	09/15/10 07:00	Jose R. Santoya	09/16/10 07:20	William Bayle
A0I1671-02	LEB-091510-SP Beaumont Site 1, GW Sampling	Liquid	09/15/10 07:30	Jose R. Santoya	09/16/10 07:20	William Bayle
A0I1671-03	F33-TW6 Beaumont Site 1, GW Sampling	Liquid	09/15/10 08:55	Jose R. Santoya	09/16/10 07:20	William Bayle
A0I1671-04	MW-82 Beaumont Site 1, GW Sampling	Liquid	09/15/10 09:32	Jose R. Santoya	09/16/10 07:20	William Bayle
A0I1671-05	MW-82-F Beaumont Site 1, GW Sampling	Liquid	09/15/10 09:32	Jose R. Santoya	09/16/10 07:20	William Bayle
A0I1671-06	MW-83 Beaumont Site 1, GW Sampling	Liquid	09/15/10 10:48	Jose R. Santoya	09/16/10 07:20	William Bayle
A0I1671-07	MW-83-F Beaumont Site 1, GW Sampling	Liquid	09/15/10 10:48	Jose R. Santoya	09/16/10 07:20	William Bayle
A0I1671-08	EW-15 Beaumont Site 1, GW Sampling	Liquid	09/15/10 12:56	Jose R. Santoya	09/16/10 07:20	William Bayle
A0I1671-09	EW-15-Dup Beaumont Site 1, GW Sampling	Liquid	09/15/10 13:15	Jose R. Santoya	09/16/10 07:20	William Bayle

Note: For the 8270-1,4 Dioxane SIM analysis, sample results for A0I1671-08 and A0I1671-09 exceeded the upper calibration range of 100 ug/L. The laboratory was unable to dilute and re-extract the samples without additional sample volume. Client was notified and instructed the laboratory to report initial estimated results.

Note: Analyses RSK-175, AM23G, and AM20GAX were subcontracted to Microseeps. Microseeps data begins to appear on page 31.

Client Name: Tetra Tech, Inc. - San Bernardino
Contact: Mark Feldman
Address: 301 E. Vanderbilt Way Suite 450
San Bernardino, CA 92408

Report Date: 11-Oct-2010

Project Name: Tetra-Tech Lockheed
Project Number: [none]

Work Order Number: A0I1671

Received on Ice (Y/N): Yes Temp: 3 °C

Laboratory Reference Number

A0I1671-01

Sample Description	Matrix	Sampled Date/Time	Received Date/Time
LTB-091510 Beaumont Site 1, GW Sampling	Liquid	09/15/10 07:00	09/16/10 7:20

Analyte(s)	Result	RDL	MDL	Units	Method	Analysis Date	Analyst	Flag
Volatile Organic Compounds by EPA 8260B								
1,1,1-Trichloroethane	ND	0.50	0.12	ug/L	8260B_SIM	09/24/10 02:41	eec	
1,1,2,2-Tetrachloroethane	ND	0.50	0.29	ug/L	8260B_SIM	09/24/10 02:41	eec	
1,1,2-Trichloroethane	ND	0.50	0.31	ug/L	8260B_SIM	09/24/10 02:41	eec	
1,1-Dichloroethane	ND	0.50	0.098	ug/L	8260B_SIM	09/24/10 02:41	eec	
1,1-Dichloroethene	ND	0.50	0.12	ug/L	8260B_SIM	09/24/10 02:41	eec	
1,2,3-Trichloropropane	ND	0.50	0.29	ug/L	8260B_SIM	09/24/10 02:41	eec	
1,2-Dichlorobenzene	ND	0.50	0.20	ug/L	8260B_SIM	09/24/10 02:41	eec	
1,2-Dichloroethane	ND	0.50	0.21	ug/L	8260B_SIM	09/24/10 02:41	eec	
1,2-Dichloropropane	ND	0.50	0.19	ug/L	8260B_SIM	09/24/10 02:41	eec	
1,3-Dichlorobenzene	ND	0.50	0.15	ug/L	8260B_SIM	09/24/10 02:41	eec	
1,4-Dichlorobenzene	ND	0.50	0.072	ug/L	8260B_SIM	09/24/10 02:41	eec	
2-Butanone(MEK)	ND	3.0	1.2	ug/L	8260B_SIM	09/24/10 02:41	eec	
2-Hexanone	ND	5.0	1.2	ug/L	8260B_SIM	09/24/10 02:41	eec	
4-Methyl-2-Pentanone(MIBK)	ND	5.0	0.95	ug/L	8260B_SIM	09/24/10 02:41	eec	
Acetone	ND	10	5.0	ug/L	8260B_SIM	09/24/10 02:41	eec	
Benzene	ND	0.50	0.14	ug/L	8260B_SIM	09/24/10 02:41	eec	
Bromodichloromethane	ND	0.50	0.11	ug/L	8260B_SIM	09/24/10 02:41	eec	
Bromoform	0.31	0.50	0.13	ug/L	8260B_SIM	09/24/10 02:41	eec	J
Bromomethane	ND	0.50	0.48	ug/L	8260B_SIM	09/24/10 02:41	eec	
Carbon Disulfide	ND	0.50	0.36	ug/L	8260B_SIM	09/24/10 02:41	eec	
Carbon Tetrachloride	ND	0.50	0.15	ug/L	8260B_SIM	09/24/10 02:41	eec	
Chlorobenzene	ND	0.50	0.23	ug/L	8260B_SIM	09/24/10 02:41	eec	
Chloroethane	ND	0.50	0.35	ug/L	8260B_SIM	09/24/10 02:41	eec	
Chloroform	ND	0.50	0.17	ug/L	8260B_SIM	09/24/10 02:41	eec	
Chloromethane	ND	0.50	0.36	ug/L	8260B_SIM	09/24/10 02:41	eec	
cis-1,2-Dichloroethene	ND	0.50	0.18	ug/L	8260B_SIM	09/24/10 02:41	eec	
cis-1,3-Dichloropropene	ND	0.50	0.30	ug/L	8260B_SIM	09/24/10 02:41	eec	
Dibromochloromethane	ND	0.50	0.37	ug/L	8260B_SIM	09/24/10 02:41	eec	
Ethylbenzene	ND	0.50	0.26	ug/L	8260B_SIM	09/24/10 02:41	eec	
Methyl tert Butyl Ether	ND	5.0	0.29	ug/L	8260B_SIM	09/24/10 02:41	eec	
Methylene Chloride	ND	3.0	0.15	ug/L	8260B_SIM	09/24/10 02:41	eec	
Styrene	ND	0.50	0.22	ug/L	8260B_SIM	09/24/10 02:41	eec	
Tetrachloroethene	ND	0.50	0.17	ug/L	8260B_SIM	09/24/10 02:41	eec	

Client Name: Tetra Tech, Inc. - San Bernardino
Contact: Mark Feldman
Address: 301 E. Vanderbilt Way Suite 450
San Bernardino, CA 92408

Report Date: 11-Oct-2010

Project Name: Tetra-Tech Lockheed
Project Number: [none]

Work Order Number: A0I1671

Received on Ice (Y/N): Yes Temp: 3 °C

Laboratory Reference Number

A0I1671-01

Sample Description	Matrix	Sampled Date/Time	Received Date/Time
LTB-091510 Beaumont Site 1, GW Sampling	Liquid	09/15/10 07:00	09/16/10 7:20

Analyte(s)	Result		RDL	MDL	Units	Method	Analysis Date	Analyst	Flag
Volatile Organic Compounds by EPA 8260B									
Toluene	ND		0.50	0.22	ug/L	8260B_SIM	09/24/10 02:41	eec	
trans-1,2-Dichloroethene	ND		0.50	0.10	ug/L	8260B_SIM	09/24/10 02:41	eec	
trans-1,3-Dichloropropene	ND		0.50	0.24	ug/L	8260B_SIM	09/24/10 02:41	eec	
Trichloroethene	ND		0.50	0.17	ug/L	8260B_SIM	09/24/10 02:41	eec	
Trichlorofluoromethane	ND		5.0	0.16	ug/L	8260B_SIM	09/24/10 02:41	eec	
Vinyl Acetate	ND		10	0.48	ug/L	8260B_SIM	09/24/10 02:41	eec	
Vinyl Chloride	ND		0.50	0.13	ug/L	8260B_SIM	09/24/10 02:41	eec	
Xylenes (m+p)	ND		0.50	0.36	ug/L	8260B_SIM	09/24/10 02:41	eec	
Xylenes (ortho)	ND		0.50	0.41	ug/L	8260B_SIM	09/24/10 02:41	eec	
1,4-Dioxane	ND		35	31	ug/L	8260B_SIM	09/24/10 02:41	eec	
Surrogate: 1,2-Dichloroethane-d4	111	%	80-124			EPA 8260B	09/24/10 02:41	eec	
Surrogate: Bromofluorobenzene	99.3	%	80-120			EPA 8260B	09/24/10 02:41	eec	
Surrogate: Toluene-d8	95.9	%	80-120			EPA 8260B	09/24/10 02:41	eec	

E.S.BABCOCK&Sons,Inc.
Environmental Laboratories est 1906

Client Name: Tetra Tech, Inc. - San Bernardino
Contact: Mark Feldman
Address: 301 E. Vanderbilt Way Suite 450
San Bernardino, CA 92408

Report Date: 11-Oct-2010

Project Name: Tetra-Tech Lockheed
Project Number: [none]

Work Order Number: A0I1671

Received on Ice (Y/N): Yes Temp: 3 °C

Laboratory Reference Number

A0I1671-02

Sample Description	Matrix	Sampled Date/Time	Received Date/Time
LEB-091510-SP Beaumont Site 1, GW Sampling	Liquid	09/15/10 07:30	09/16/10 7:20

Analyte(s)	Result	RDL	MDL	Units	Method	Analysis Date	Analyst	Flag
General Inorganics								
Perchlorate	ND	0.10	0.071	ug/L*	EPA 332.0	09/21/10 11:30	sll	
Volatile Organic Compounds by EPA 8260B								
1,1,1-Trichloroethane	ND	0.50	0.12	ug/L	8260B_SIM	09/24/10 03:15	eec	
1,1,2,2-Tetrachloroethane	ND	0.50	0.29	ug/L	8260B_SIM	09/24/10 03:15	eec	
1,1,2-Trichloroethane	ND	0.50	0.31	ug/L	8260B_SIM	09/24/10 03:15	eec	
1,1-Dichloroethane	ND	0.50	0.098	ug/L	8260B_SIM	09/24/10 03:15	eec	
1,1-Dichloroethene	ND	0.50	0.12	ug/L	8260B_SIM	09/24/10 03:15	eec	
1,2,3-Trichloropropane	ND	0.50	0.29	ug/L	8260B_SIM	09/24/10 03:15	eec	
1,2-Dichlorobenzene	ND	0.50	0.20	ug/L	8260B_SIM	09/24/10 03:15	eec	
1,2-Dichloroethane	ND	0.50	0.21	ug/L	8260B_SIM	09/24/10 03:15	eec	
1,2-Dichloropropane	ND	0.50	0.19	ug/L	8260B_SIM	09/24/10 03:15	eec	
1,3-Dichlorobenzene	ND	0.50	0.15	ug/L	8260B_SIM	09/24/10 03:15	eec	
1,4-Dichlorobenzene	ND	0.50	0.072	ug/L	8260B_SIM	09/24/10 03:15	eec	
2-Butanone(MEK)	ND	3.0	1.2	ug/L	8260B_SIM	09/24/10 03:15	eec	
2-Hexanone	ND	5.0	1.2	ug/L	8260B_SIM	09/24/10 03:15	eec	
4-Methyl-2-Pentanone(MIBK)	ND	5.0	0.95	ug/L	8260B_SIM	09/24/10 03:15	eec	
Acetone	ND	10	5.0	ug/L	8260B_SIM	09/24/10 03:15	eec	
Benzene	ND	0.50	0.14	ug/L	8260B_SIM	09/24/10 03:15	eec	
Bromodichloromethane	ND	0.50	0.11	ug/L	8260B_SIM	09/24/10 03:15	eec	
Bromoform	ND	0.50	0.13	ug/L	8260B_SIM	09/24/10 03:15	eec	
Bromomethane	ND	0.50	0.48	ug/L	8260B_SIM	09/24/10 03:15	eec	
Carbon Disulfide	ND	0.50	0.36	ug/L	8260B_SIM	09/24/10 03:15	eec	
Carbon Tetrachloride	ND	0.50	0.15	ug/L	8260B_SIM	09/24/10 03:15	eec	
Chlorobenzene	ND	0.50	0.23	ug/L	8260B_SIM	09/24/10 03:15	eec	
Chloroethane	ND	0.50	0.35	ug/L	8260B_SIM	09/24/10 03:15	eec	
Chloroform	ND	0.50	0.17	ug/L	8260B_SIM	09/24/10 03:15	eec	
Chloromethane	ND	0.50	0.36	ug/L	8260B_SIM	09/24/10 03:15	eec	
cis-1,2-Dichloroethene	ND	0.50	0.18	ug/L	8260B_SIM	09/24/10 03:15	eec	
cis-1,3-Dichloropropene	ND	0.50	0.30	ug/L	8260B_SIM	09/24/10 03:15	eec	
Dibromochloromethane	ND	0.50	0.37	ug/L	8260B_SIM	09/24/10 03:15	eec	
Ethylbenzene	ND	0.50	0.26	ug/L	8260B_SIM	09/24/10 03:15	eec	
Methyl tert Butyl Ether	ND	5.0	0.29	ug/L	8260B_SIM	09/24/10 03:15	eec	

E.S.BABCOCK&Sons,Inc.
Environmental Laboratories est 1906

Client Name: Tetra Tech, Inc. - San Bernardino
Contact: Mark Feldman
Address: 301 E. Vanderbilt Way Suite 450
San Bernardino, CA 92408

Report Date: 11-Oct-2010

Project Name: Tetra-Tech Lockheed
Project Number: [none]

Work Order Number: A0I1671

Received on Ice (Y/N): Yes Temp: 3 °C

Laboratory Reference Number

A0I1671-02

Sample Description	Matrix	Sampled Date/Time	Received Date/Time
LEB-091510-SP Beaumont Site 1, GW Sampling	Liquid	09/15/10 07:30	09/16/10 7:20

Analyte(s)	Result		RDL	MDL	Units	Method	Analysis Date	Analyst	Flag
Volatile Organic Compounds by EPA 8260B									
Methylene Chloride	ND		3.0	0.15	ug/L	8260B_SIM	09/24/10 03:15	eec	
Styrene	ND		0.50	0.22	ug/L	8260B_SIM	09/24/10 03:15	eec	
Tetrachloroethene	ND		0.50	0.17	ug/L	8260B_SIM	09/24/10 03:15	eec	
Toluene	ND		0.50	0.22	ug/L	8260B_SIM	09/24/10 03:15	eec	
trans-1,2-Dichloroethene	ND		0.50	0.10	ug/L	8260B_SIM	09/24/10 03:15	eec	
trans-1,3-Dichloropropene	ND		0.50	0.24	ug/L	8260B_SIM	09/24/10 03:15	eec	
Trichloroethene	ND		0.50	0.17	ug/L	8260B_SIM	09/24/10 03:15	eec	
Trichlorofluoromethane	ND		5.0	0.16	ug/L	8260B_SIM	09/24/10 03:15	eec	
Vinyl Acetate	ND		10	0.48	ug/L	8260B_SIM	09/24/10 03:15	eec	
Vinyl Chloride	ND		0.50	0.13	ug/L	8260B_SIM	09/24/10 03:15	eec	
Xylenes (m+p)	ND		0.50	0.36	ug/L	8260B_SIM	09/24/10 03:15	eec	
Xylenes (ortho)	ND		0.50	0.41	ug/L	8260B_SIM	09/24/10 03:15	eec	
1,4-Dioxane	ND		35	31	ug/L	8260B_SIM	09/24/10 03:15	eec	
Surrogate: 1,2-Dichloroethane-d4	111	%	80-124			EPA 8260B	09/24/10 03:15	eec	
Surrogate: Bromofluorobenzene	98.5	%	80-120			EPA 8260B	09/24/10 03:15	eec	
Surrogate: Toluene-d8	95.0	%	80-120			EPA 8260B	09/24/10 03:15	eec	
Semivolatile Organic Compounds by EPA 8270C SIM									
1,4-Dioxane	ND		0.20	0.10	ug/L	EPA8270C M	09/22/10 23:25	DF	

E.S.BABCOCK&Sons,Inc.
Environmental Laboratories est 1906

Client Name: Tetra Tech, Inc. - San Bernardino
Contact: Mark Feldman
Address: 301 E. Vanderbilt Way Suite 450
San Bernardino, CA 92408

Report Date: 11-Oct-2010

Project Name: Tetra-Tech Lockheed
Project Number: [none]

Work Order Number: A0I1671

Received on Ice (Y/N): Yes Temp: 3 °C

Laboratory Reference Number

A0I1671-03

Sample Description	Matrix	Sampled Date/Time	Received Date/Time
F33-TW6 Beaumont Site 1, GW Sampling	Liquid	09/15/10 08:55	09/16/10 7:20

Analyte(s)	Result	RDL	MDL	Units	Method	Analysis Date	Analyst	Flag
Semivolatile Organic Compounds by EPA 8270C SIM								
1,4-Dioxane	3.7	0.20	0.10	ug/L	EPA8270C M	09/22/10 23:56	DF	

E.S.BABCOCK&Sons,Inc.
Environmental Laboratories est 1906

Client Name: Tetra Tech, Inc. - San Bernardino
Contact: Mark Feldman
Address: 301 E. Vanderbilt Way Suite 450
San Bernardino, CA 92408

Report Date: 11-Oct-2010

Project Name: Tetra-Tech Lockheed
Project Number: [none]

Work Order Number: A0I1671

Received on Ice (Y/N): Yes Temp: 3 °C

Laboratory Reference Number
A0I1671-04

Sample Description	Matrix	Sampled Date/Time	Received Date/Time
MW-82 Beaumont Site 1, GW Sampling	Liquid	09/15/10 09:32	09/16/10 7:20

Analyte(s)	Result	RDL	MDL	Units	Method	Analysis Date	Analyst	Flag
Anions								
Sulfate	53	0.50	0.37	mg/L	EPA 300.0	09/17/10 00:03	ARA	
Nitrate as N	ND	0.20	0.11	mg/L	EPA 300.0	09/17/10 00:03	ARA	
Aggregate Organic Compounds								
Total Organic Carbon	1.7	0.70	0.16	mg/L	SM 5310B	09/22/10 04:58	cmd	
General Inorganics								
Perchlorate	ND	0.10	0.071	ug/L*	EPA 332.0	09/21/10 11:30	sll	
Metals and Metalloids; EPA SW846 Series								
Iron	ND	20	12	ug/L	EPA 6010B	09/22/10 19:18	lmt	
Volatile Organic Compounds by EPA 8260B								
1,1,1-Trichloroethane	ND	0.50	0.12	ug/L	8260B_SIM	09/24/10 05:34	eec	
1,1,2,2-Tetrachloroethane	ND	0.50	0.29	ug/L	8260B_SIM	09/24/10 05:34	eec	
1,1,2-Trichloroethane	ND	0.50	0.31	ug/L	8260B_SIM	09/24/10 05:34	eec	
1,1-Dichloroethane	ND	0.50	0.098	ug/L	8260B_SIM	09/24/10 05:34	eec	
1,1-Dichloroethene	ND	0.50	0.12	ug/L	8260B_SIM	09/24/10 05:34	eec	
1,2,3-Trichloropropane	ND	0.50	0.29	ug/L	8260B_SIM	09/24/10 05:34	eec	
1,2-Dichlorobenzene	ND	0.50	0.20	ug/L	8260B_SIM	09/24/10 05:34	eec	
1,2-Dichloroethane	ND	0.50	0.21	ug/L	8260B_SIM	09/24/10 05:34	eec	
1,2-Dichloropropane	ND	0.50	0.19	ug/L	8260B_SIM	09/24/10 05:34	eec	
1,3-Dichlorobenzene	ND	0.50	0.15	ug/L	8260B_SIM	09/24/10 05:34	eec	
1,4-Dichlorobenzene	ND	0.50	0.072	ug/L	8260B_SIM	09/24/10 05:34	eec	
2-Butanone(MEK)	ND	3.0	1.2	ug/L	8260B_SIM	09/24/10 05:34	eec	
2-Hexanone	ND	5.0	1.2	ug/L	8260B_SIM	09/24/10 05:34	eec	
4-Methyl-2-Pentanone(MIBK)	ND	5.0	0.95	ug/L	8260B_SIM	09/24/10 05:34	eec	
Acetone	ND	10	5.0	ug/L	8260B_SIM	09/24/10 05:34	eec	
Benzene	ND	0.50	0.14	ug/L	8260B_SIM	09/24/10 05:34	eec	
Bromodichloromethane	ND	0.50	0.11	ug/L	8260B_SIM	09/24/10 05:34	eec	
Bromoform	ND	0.50	0.13	ug/L	8260B_SIM	09/24/10 05:34	eec	
Bromomethane	ND	0.50	0.48	ug/L	8260B_SIM	09/24/10 05:34	eec	
Carbon Disulfide	ND	0.50	0.36	ug/L	8260B_SIM	09/24/10 05:34	eec	
Carbon Tetrachloride	ND	0.50	0.15	ug/L	8260B_SIM	09/24/10 05:34	eec	

Client Name: Tetra Tech, Inc. - San Bernardino
Contact: Mark Feldman
Address: 301 E. Vanderbilt Way Suite 450
San Bernardino, CA 92408

Report Date: 11-Oct-2010

Project Name: Tetra-Tech Lockheed
Project Number: [none]

Work Order Number: A0I1671

Received on Ice (Y/N): Yes Temp: 3 °C

Laboratory Reference Number

A0I1671-04

Sample Description	Matrix	Sampled Date/Time	Received Date/Time
MW-82 Beaumont Site 1, GW Sampling	Liquid	09/15/10 09:32	09/16/10 7:20

Analyte(s)	Result		RDL	MDL	Units	Method	Analysis Date	Analyst	Flag
Volatile Organic Compounds by EPA 8260B									
Chlorobenzene	ND		0.50	0.23	ug/L	8260B_SIM	09/24/10 05:34	eec	
Chloroethane	ND		0.50	0.35	ug/L	8260B_SIM	09/24/10 05:34	eec	
Chloroform	ND		0.50	0.17	ug/L	8260B_SIM	09/24/10 05:34	eec	
Chloromethane	ND		0.50	0.36	ug/L	8260B_SIM	09/24/10 05:34	eec	
cis-1,2-Dichloroethene	ND		0.50	0.18	ug/L	8260B_SIM	09/24/10 05:34	eec	
cis-1,3-Dichloropropene	ND		0.50	0.30	ug/L	8260B_SIM	09/24/10 05:34	eec	
Dibromochloromethane	ND		0.50	0.37	ug/L	8260B_SIM	09/24/10 05:34	eec	
Ethylbenzene	ND		0.50	0.26	ug/L	8260B_SIM	09/24/10 05:34	eec	
Methyl tert Butyl Ether	ND		5.0	0.29	ug/L	8260B_SIM	09/24/10 05:34	eec	
Methylene Chloride	ND		3.0	0.15	ug/L	8260B_SIM	09/24/10 05:34	eec	
Styrene	ND		0.50	0.22	ug/L	8260B_SIM	09/24/10 05:34	eec	
Tetrachloroethene	ND		0.50	0.17	ug/L	8260B_SIM	09/24/10 05:34	eec	
Toluene	ND		0.50	0.22	ug/L	8260B_SIM	09/24/10 05:34	eec	
trans-1,2-Dichloroethene	ND		0.50	0.10	ug/L	8260B_SIM	09/24/10 05:34	eec	
trans-1,3-Dichloropropene	ND		0.50	0.24	ug/L	8260B_SIM	09/24/10 05:34	eec	
Trichloroethene	ND		0.50	0.17	ug/L	8260B_SIM	09/24/10 05:34	eec	
Trichlorofluoromethane	ND		5.0	0.16	ug/L	8260B_SIM	09/24/10 05:34	eec	
Vinyl Acetate	ND		10	0.48	ug/L	8260B_SIM	09/24/10 05:34	eec	
Vinyl Chloride	ND		0.50	0.13	ug/L	8260B_SIM	09/24/10 05:34	eec	
Xylenes (m+p)	ND		0.50	0.36	ug/L	8260B_SIM	09/24/10 05:34	eec	
Xylenes (ortho)	ND		0.50	0.41	ug/L	8260B_SIM	09/24/10 05:34	eec	
1,4-Dioxane	ND		35	31	ug/L	8260B_SIM	09/24/10 05:34	eec	
Surrogate: 1,2-Dichloroethane-d4	116	%	80-124			EPA 8260B	09/24/10 05:34	eec	
Surrogate: Bromofluorobenzene	97.0	%	80-120			EPA 8260B	09/24/10 05:34	eec	
Surrogate: Toluene-d8	95.4	%	80-120			EPA 8260B	09/24/10 05:34	eec	

E.S.BABCOCK&Sons,Inc.
Environmental Laboratories est 1906

Client Name: Tetra Tech, Inc. - San Bernardino
Contact: Mark Feldman
Address: 301 E. Vanderbilt Way Suite 450
San Bernardino, CA 92408

Report Date: 11-Oct-2010

Project Name: Tetra-Tech Lockheed
Project Number: [none]

Work Order Number: A0I1671

Received on Ice (Y/N): Yes Temp: 3 °C

Laboratory Reference Number

A0I1671-04

Sample Description	Matrix	Sampled Date/Time	Received Date/Time
MW-82 Beaumont Site 1, GW Sampling	Liquid	09/15/10 09:32	09/16/10 7:20

Analyte(s)	Result	RDL	MDL	Units	Method	Analysis Date	Analyst	Flag
Semivolatile Organic Compounds by EPA 8270C SIM								
1,4-Dioxane	3.5	0.20	0.10	ug/L	EPA8270C M	09/23/10 00:31	DF	

E.S.BABCOCK&Sons,Inc.
Environmental Laboratories est 1906

Client Name: Tetra Tech, Inc. - San Bernardino
Contact: Mark Feldman
Address: 301 E. Vanderbilt Way Suite 450
San Bernardino, CA 92408

Report Date: 11-Oct-2010

Project Name: Tetra-Tech Lockheed
Project Number: [none]

Work Order Number: A0I1671

Received on Ice (Y/N): Yes Temp: 3 °C

Laboratory Reference Number

A0I1671-05

Sample Description	Matrix	Sampled Date/Time	Received Date/Time
MW-82-F Beaumont Site 1, GW Sampling	Liquid	09/15/10 09:32	09/16/10 7:20

Analyte(s)	Result	RDL	MDL	Units	Method	Analysis Date	Analyst	Flag
Aggregate Organic Compounds								
Dissolved Organic Carbon	2.0	0.70	0.36	mg/L	SM 5310B	09/25/10 01:03	cmd	N-TOCc

Client Name: Tetra Tech, Inc. - San Bernardino
Contact: Mark Feldman
Address: 301 E. Vanderbilt Way Suite 450
San Bernardino, CA 92408

Report Date: 11-Oct-2010

Project Name: Tetra-Tech Lockheed
Project Number: [none]

Work Order Number: A0I1671

Received on Ice (Y/N): Yes Temp: 3 °C

Laboratory Reference Number

A0I1671-06

Sample Description	Matrix	Sampled Date/Time	Received Date/Time
MW-83 Beaumont Site 1, GW Sampling	Liquid	09/15/10 10:48	09/16/10 7:20

Analyte(s)	Result	RDL	MDL	Units	Method	Analysis Date	Analyst	Flag
Anions								
Sulfate	51	0.50	0.37	mg/L	EPA 300.0	09/17/10 00:14	ARA	
Nitrate as N	ND	0.20	0.11	mg/L	EPA 300.0	09/17/10 00:14	ARA	
Aggregate Organic Compounds								
Total Organic Carbon	1.7	0.70	0.16	mg/L	SM 5310B	09/22/10 04:58	cmd	
General Inorganics								
Perchlorate	ND	0.10	0.071	ug/L*	EPA 332.0	09/21/10 11:30	sll	
Metals and Metalloids; EPA SW846 Series								
Iron	21	20	12	ug/L	EPA 6010B	09/22/10 19:20	lmt	
Volatile Organic Compounds by EPA 8260B								
1,1,1-Trichloroethane	ND	0.50	0.12	ug/L	8260B_SIM	09/24/10 06:43	eec	
1,1,2,2-Tetrachloroethane	ND	0.50	0.29	ug/L	8260B_SIM	09/24/10 06:43	eec	
1,1,2-Trichloroethane	ND	0.50	0.31	ug/L	8260B_SIM	09/24/10 06:43	eec	
1,1-Dichloroethane	ND	0.50	0.098	ug/L	8260B_SIM	09/24/10 06:43	eec	
1,1-Dichloroethene	ND	0.50	0.12	ug/L	8260B_SIM	09/24/10 06:43	eec	
1,2,3-Trichloropropane	ND	0.50	0.29	ug/L	8260B_SIM	09/24/10 06:43	eec	
1,2-Dichlorobenzene	ND	0.50	0.20	ug/L	8260B_SIM	09/24/10 06:43	eec	
1,2-Dichloroethane	ND	0.50	0.21	ug/L	8260B_SIM	09/24/10 06:43	eec	
1,2-Dichloropropane	ND	0.50	0.19	ug/L	8260B_SIM	09/24/10 06:43	eec	
1,3-Dichlorobenzene	ND	0.50	0.15	ug/L	8260B_SIM	09/24/10 06:43	eec	
1,4-Dichlorobenzene	ND	0.50	0.072	ug/L	8260B_SIM	09/24/10 06:43	eec	
2-Butanone(MEK)	ND	3.0	1.2	ug/L	8260B_SIM	09/24/10 06:43	eec	
2-Hexanone	ND	5.0	1.2	ug/L	8260B_SIM	09/24/10 06:43	eec	
4-Methyl-2-Pentanone(MIBK)	ND	5.0	0.95	ug/L	8260B_SIM	09/24/10 06:43	eec	
Acetone	ND	10	5.0	ug/L	8260B_SIM	09/24/10 06:43	eec	
Benzene	ND	0.50	0.14	ug/L	8260B_SIM	09/24/10 06:43	eec	
Bromodichloromethane	ND	0.50	0.11	ug/L	8260B_SIM	09/24/10 06:43	eec	
Bromoform	ND	0.50	0.13	ug/L	8260B_SIM	09/24/10 06:43	eec	
Bromomethane	ND	0.50	0.48	ug/L	8260B_SIM	09/24/10 06:43	eec	
Carbon Disulfide	ND	0.50	0.36	ug/L	8260B_SIM	09/24/10 06:43	eec	
Carbon Tetrachloride	ND	0.50	0.15	ug/L	8260B_SIM	09/24/10 06:43	eec	

E.S.BABCOCK&Sons,Inc.
Environmental Laboratories est 1906

Client Name: Tetra Tech, Inc. - San Bernardino
Contact: Mark Feldman
Address: 301 E. Vanderbilt Way Suite 450
San Bernardino, CA 92408

Report Date: 11-Oct-2010

Project Name: Tetra-Tech Lockheed
Project Number: [none]

Work Order Number: A0I1671

Received on Ice (Y/N): Yes Temp: 3 °C

Laboratory Reference Number
A0I1671-06

Sample Description	Matrix	Sampled Date/Time	Received Date/Time
MW-83 Beaumont Site 1, GW Sampling	Liquid	09/15/10 10:48	09/16/10 7:20

Analyte(s)	Result		RDL	MDL	Units	Method	Analysis Date	Analyst	Flag
Volatile Organic Compounds by EPA 8260B									
Chlorobenzene	ND		0.50	0.23	ug/L	8260B_SIM	09/24/10 06:43	eec	
Chloroethane	ND		0.50	0.35	ug/L	8260B_SIM	09/24/10 06:43	eec	
Chloroform	ND		0.50	0.17	ug/L	8260B_SIM	09/24/10 06:43	eec	
Chloromethane	ND		0.50	0.36	ug/L	8260B_SIM	09/24/10 06:43	eec	
cis-1,2-Dichloroethene	ND		0.50	0.18	ug/L	8260B_SIM	09/24/10 06:43	eec	
cis-1,3-Dichloropropene	ND		0.50	0.30	ug/L	8260B_SIM	09/24/10 06:43	eec	
Dibromochloromethane	ND		0.50	0.37	ug/L	8260B_SIM	09/24/10 06:43	eec	
Ethylbenzene	ND		0.50	0.26	ug/L	8260B_SIM	09/24/10 06:43	eec	
Methyl tert Butyl Ether	ND		5.0	0.29	ug/L	8260B_SIM	09/24/10 06:43	eec	
Methylene Chloride	ND		3.0	0.15	ug/L	8260B_SIM	09/24/10 06:43	eec	
Styrene	ND		0.50	0.22	ug/L	8260B_SIM	09/24/10 06:43	eec	
Tetrachloroethene	ND		0.50	0.17	ug/L	8260B_SIM	09/24/10 06:43	eec	
Toluene	ND		0.50	0.22	ug/L	8260B_SIM	09/24/10 06:43	eec	
trans-1,2-Dichloroethene	ND		0.50	0.10	ug/L	8260B_SIM	09/24/10 06:43	eec	
trans-1,3-Dichloropropene	ND		0.50	0.24	ug/L	8260B_SIM	09/24/10 06:43	eec	
Trichloroethene	ND		0.50	0.17	ug/L	8260B_SIM	09/24/10 06:43	eec	
Trichlorofluoromethane	ND		5.0	0.16	ug/L	8260B_SIM	09/24/10 06:43	eec	
Vinyl Acetate	ND		10	0.48	ug/L	8260B_SIM	09/24/10 06:43	eec	
Vinyl Chloride	ND		0.50	0.13	ug/L	8260B_SIM	09/24/10 06:43	eec	
Xylenes (m+p)	ND		0.50	0.36	ug/L	8260B_SIM	09/24/10 06:43	eec	
Xylenes (ortho)	ND		0.50	0.41	ug/L	8260B_SIM	09/24/10 06:43	eec	
1,4-Dioxane	ND		35	31	ug/L	8260B_SIM	09/24/10 06:43	eec	
Surrogate: 1,2-Dichloroethane-d4	115	%	80-124			EPA 8260B	09/24/10 06:43	eec	
Surrogate: Bromofluorobenzene	96.4	%	80-120			EPA 8260B	09/24/10 06:43	eec	
Surrogate: Toluene-d8	95.2	%	80-120			EPA 8260B	09/24/10 06:43	eec	

E.S.BABCOCK&Sons,Inc.
Environmental Laboratories est 1906

Client Name: Tetra Tech, Inc. - San Bernardino
Contact: Mark Feldman
Address: 301 E. Vanderbilt Way Suite 450
San Bernardino, CA 92408

Report Date: 11-Oct-2010

Project Name: Tetra-Tech Lockheed
Project Number: [none]

Work Order Number: A0I1671

Received on Ice (Y/N): Yes Temp: 3 °C

Laboratory Reference Number

A0I1671-06

Sample Description	Matrix	Sampled Date/Time	Received Date/Time
MW-83 Beaumont Site 1, GW Sampling	Liquid	09/15/10 10:48	09/16/10 7:20

Analyte(s)	Result	RDL	MDL	Units	Method	Analysis Date	Analyst	Flag
Semivolatile Organic Compounds by EPA 8270C SIM								
1,4-Dioxane	4.0	0.20	0.10	ug/L	EPA8270C M	09/23/10 01:08	DF	

E.S.BABCOCK&Sons,Inc.
Environmental Laboratories est 1906

Client Name: Tetra Tech, Inc. - San Bernardino
Contact: Mark Feldman
Address: 301 E. Vanderbilt Way Suite 450
San Bernardino, CA 92408

Report Date: 11-Oct-2010

Project Name: Tetra-Tech Lockheed
Project Number: [none]

Work Order Number: A0I1671

Received on Ice (Y/N): Yes Temp: 3 °C

Laboratory Reference Number
A0I1671-07

Sample Description	Matrix	Sampled Date/Time	Received Date/Time
MW-83-F Beaumont Site 1, GW Sampling	Liquid	09/15/10 10:48	09/16/10 7:20

Analyte(s)	Result	RDL	MDL	Units	Method	Analysis Date	Analyst	Flag
Aggregate Organic Compounds								
Dissolved Organic Carbon	1.8	0.70	0.36	mg/L	SM 5310B	09/25/10 01:03	cmd	N-TOCc

E.S.BABCOCK&Sons,Inc.
Environmental Laboratories est 1906

Client Name: Tetra Tech, Inc. - San Bernardino
Contact: Mark Feldman
Address: 301 E. Vanderbilt Way Suite 450
San Bernardino, CA 92408

Report Date: 11-Oct-2010

Project Name: Tetra-Tech Lockheed
Project Number: [none]

Work Order Number: A0I1671

Received on Ice (Y/N): Yes Temp: 3 °C

Laboratory Reference Number
A0I1671-08

Sample Description	Matrix	Sampled Date/Time	Received Date/Time
EW-15 Beaumont Site 1, GW Sampling	Liquid	09/15/10 12:56	09/16/10 7:20

Analyte(s)	Result	RDL	MDL	Units	Method	Analysis Date	Analyst	Flag
General Inorganics								
Perchlorate	41000	1000	710	ug/L*	EPA 332.0	09/21/10 11:30	sll	
Volatile Organic Compounds by EPA 8260B								
1,1,1-Trichloroethane	0.52	0.50	0.12	ug/L	8260B_SIM	09/24/10 16:01	eec	
1,1,2,2-Tetrachloroethane	ND	0.50	0.29	ug/L	8260B_SIM	09/24/10 16:01	eec	
1,1,2-Trichloroethane	8.5	0.50	0.31	ug/L	8260B_SIM	09/24/10 16:01	eec	
1,1-Dichloroethane	190	50	9.8	ug/L	8260B_SIM	09/24/10 14:52	eec	
1,1-Dichloroethene	7200	50	12	ug/L	8260B_SIM	09/24/10 14:52	eec	
1,2,3-Trichloropropane	ND	0.50	0.29	ug/L	8260B_SIM	09/24/10 16:01	eec	
1,2-Dichlorobenzene	ND	0.50	0.20	ug/L	8260B_SIM	09/24/10 16:01	eec	
1,2-Dichloroethane	220	50	21	ug/L	8260B_SIM	09/24/10 14:52	eec	
1,2-Dichloropropane	ND	0.50	0.19	ug/L	8260B_SIM	09/24/10 16:01	eec	
1,3-Dichlorobenzene	ND	0.50	0.15	ug/L	8260B_SIM	09/24/10 16:01	eec	
1,4-Dichlorobenzene	ND	0.50	0.072	ug/L	8260B_SIM	09/24/10 16:01	eec	
2-Butanone(MEK)	ND	3.0	1.2	ug/L	8260B_SIM	09/24/10 16:01	eec	
2-Hexanone	ND	5.0	1.2	ug/L	8260B_SIM	09/24/10 16:01	eec	
4-Methyl-2-Pentanone(MIBK)	ND	5.0	0.95	ug/L	8260B_SIM	09/24/10 16:01	eec	
Acetone	ND	10	5.0	ug/L	8260B_SIM	09/24/10 16:01	eec	
Benzene	2.4	0.50	0.14	ug/L	8260B_SIM	09/24/10 16:01	eec	
Bromodichloromethane	ND	0.50	0.11	ug/L	8260B_SIM	09/24/10 16:01	eec	
Bromoform	ND	0.50	0.13	ug/L	8260B_SIM	09/24/10 16:01	eec	
Bromomethane	ND	0.50	0.48	ug/L	8260B_SIM	09/24/10 16:01	eec	
Carbon Disulfide	ND	0.50	0.36	ug/L	8260B_SIM	09/24/10 16:01	eec	
Carbon Tetrachloride	ND	0.50	0.15	ug/L	8260B_SIM	09/24/10 16:01	eec	
Chlorobenzene	0.34	0.50	0.23	ug/L	8260B_SIM	09/24/10 16:01	eec	J
Chloroethane	1.4	0.50	0.35	ug/L	8260B_SIM	09/24/10 16:01	eec	
Chloroform	6.2	0.50	0.17	ug/L	8260B_SIM	09/24/10 16:01	eec	
Chloromethane	ND	0.50	0.36	ug/L	8260B_SIM	09/24/10 16:01	eec	
cis-1,2-Dichloroethene	96	0.50	0.18	ug/L	8260B_SIM	09/24/10 16:01	eec	
cis-1,3-Dichloropropene	ND	0.50	0.30	ug/L	8260B_SIM	09/24/10 16:01	eec	
Dibromochloromethane	ND	0.50	0.37	ug/L	8260B_SIM	09/24/10 16:01	eec	
Ethylbenzene	ND	0.50	0.26	ug/L	8260B_SIM	09/24/10 16:01	eec	
Methyl tert Butyl Ether	ND	5.0	0.29	ug/L	8260B_SIM	09/24/10 16:01	eec	

E.S.BABCOCK&Sons,Inc.
Environmental Laboratories est 1906

Client Name: Tetra Tech, Inc. - San Bernardino
Contact: Mark Feldman
Address: 301 E. Vanderbilt Way Suite 450
San Bernardino, CA 92408

Report Date: 11-Oct-2010

Project Name: Tetra-Tech Lockheed
Project Number: [none]

Work Order Number: A0I1671

Received on Ice (Y/N): Yes Temp: 3 °C

Laboratory Reference Number
A0I1671-08

Sample Description	Matrix	Sampled Date/Time	Received Date/Time
EW-15 Beaumont Site 1, GW Sampling	Liquid	09/15/10 12:56	09/16/10 7:20

Analyte(s)	Result	RDL	MDL	Units	Method	Analysis Date	Analyst	Flag
Volatile Organic Compounds by EPA 8260B								
Methylene Chloride	2.2	3.0	0.15	ug/L	8260B_SIM	09/24/10 16:01	eec	J
Styrene	ND	0.50	0.22	ug/L	8260B_SIM	09/24/10 16:01	eec	
Tetrachloroethene	2.1	0.50	0.17	ug/L	8260B_SIM	09/24/10 16:01	eec	
Toluene	ND	0.50	0.22	ug/L	8260B_SIM	09/24/10 16:01	eec	
trans-1,2-Dichloroethene	3.3	0.50	0.10	ug/L	8260B_SIM	09/24/10 16:01	eec	
trans-1,3-Dichloropropene	ND	0.50	0.24	ug/L	8260B_SIM	09/24/10 16:01	eec	
Trichloroethene	1300	50	17	ug/L	8260B_SIM	09/24/10 14:52	eec	
Trichlorofluoromethane	ND	5.0	0.16	ug/L	8260B_SIM	09/24/10 16:01	eec	
Vinyl Acetate	ND	10	0.48	ug/L	8260B_SIM	09/24/10 16:01	eec	
Vinyl Chloride	4.8	0.50	0.13	ug/L	8260B_SIM	09/24/10 16:01	eec	
Xylenes (m+p)	ND	0.50	0.36	ug/L	8260B_SIM	09/24/10 16:01	eec	
Xylenes (ortho)	ND	0.50	0.41	ug/L	8260B_SIM	09/24/10 16:01	eec	
1,4-Dioxane	ND	3500	3100	ug/L	8260B_SIM	09/24/10 14:52	eec	
Surrogate: 1,2-Dichloroethane-d4	106	% 80-124			EPA 8260B	09/24/10 16:01	eec	
Surrogate: Bromofluorobenzene	99.2	% 80-120			EPA 8260B	09/24/10 16:01	eec	
Surrogate: Toluene-d8	95.7	% 80-120			EPA 8260B	09/24/10 16:01	eec	
Semivolatile Organic Compounds by EPA 8270C SIM								
1,4-Dioxane	430	0.20	0.10	ug/L	EPA8270C M	09/23/10 01:47	DF	NOcal

E.S.BABCOCK&Sons,Inc.
Environmental Laboratories est 1906

Client Name: Tetra Tech, Inc. - San Bernardino
Contact: Mark Feldman
Address: 301 E. Vanderbilt Way Suite 450
San Bernardino, CA 92408

Report Date: 11-Oct-2010

Project Name: Tetra-Tech Lockheed
Project Number: [none]

Work Order Number: A0I1671

Received on Ice (Y/N): Yes Temp: 3 °C

Laboratory Reference Number

A0I1671-09

Sample Description	Matrix	Sampled Date/Time	Received Date/Time
EW-15-Dup Beaumont Site 1, GW Sampling	Liquid	09/15/10 13:15	09/16/10 7:20

Analyte(s)	Result	RDL	MDL	Units	Method	Analysis Date	Analyst	Flag
General Inorganics								
Perchlorate	42000	1000	710	ug/L*	EPA 332.0	09/21/10 11:30	sll	
Volatile Organic Compounds by EPA 8260B								
1,1,1-Trichloroethane	0.47	0.50	0.12	ug/L	8260B_SIM	09/24/10 16:36	eec	J
1,1,2,2-Tetrachloroethane	ND	0.50	0.29	ug/L	8260B_SIM	09/24/10 16:36	eec	
1,1,2-Trichloroethane	8.5	0.50	0.31	ug/L	8260B_SIM	09/24/10 16:36	eec	
1,1-Dichloroethane	190	50	9.8	ug/L	8260B_SIM	09/24/10 15:27	eec	
1,1-Dichloroethene	7000	50	12	ug/L	8260B_SIM	09/24/10 15:27	eec	
1,2,3-Trichloropropane	ND	0.50	0.29	ug/L	8260B_SIM	09/24/10 16:36	eec	
1,2-Dichlorobenzene	ND	0.50	0.20	ug/L	8260B_SIM	09/24/10 16:36	eec	
1,2-Dichloroethane	220	50	21	ug/L	8260B_SIM	09/24/10 15:27	eec	
1,2-Dichloropropane	ND	0.50	0.19	ug/L	8260B_SIM	09/24/10 16:36	eec	
1,3-Dichlorobenzene	ND	0.50	0.15	ug/L	8260B_SIM	09/24/10 16:36	eec	
1,4-Dichlorobenzene	ND	0.50	0.072	ug/L	8260B_SIM	09/24/10 16:36	eec	
2-Butanone(MEK)	ND	3.0	1.2	ug/L	8260B_SIM	09/24/10 16:36	eec	
2-Hexanone	ND	5.0	1.2	ug/L	8260B_SIM	09/24/10 16:36	eec	
4-Methyl-2-Pentanone(MIBK)	ND	5.0	0.95	ug/L	8260B_SIM	09/24/10 16:36	eec	
Acetone	ND	10	5.0	ug/L	8260B_SIM	09/24/10 16:36	eec	
Benzene	2.4	0.50	0.14	ug/L	8260B_SIM	09/24/10 16:36	eec	
Bromodichloromethane	ND	0.50	0.11	ug/L	8260B_SIM	09/24/10 16:36	eec	
Bromoform	ND	0.50	0.13	ug/L	8260B_SIM	09/24/10 16:36	eec	
Bromomethane	ND	0.50	0.48	ug/L	8260B_SIM	09/24/10 16:36	eec	
Carbon Disulfide	ND	0.50	0.36	ug/L	8260B_SIM	09/24/10 16:36	eec	
Carbon Tetrachloride	ND	0.50	0.15	ug/L	8260B_SIM	09/24/10 16:36	eec	
Chlorobenzene	0.31	0.50	0.23	ug/L	8260B_SIM	09/24/10 16:36	eec	J
Chloroethane	1.5	0.50	0.35	ug/L	8260B_SIM	09/24/10 16:36	eec	
Chloroform	6.0	0.50	0.17	ug/L	8260B_SIM	09/24/10 16:36	eec	
Chloromethane	ND	0.50	0.36	ug/L	8260B_SIM	09/24/10 16:36	eec	
cis-1,2-Dichloroethene	96	0.50	0.18	ug/L	8260B_SIM	09/24/10 16:36	eec	
cis-1,3-Dichloropropene	ND	0.50	0.30	ug/L	8260B_SIM	09/24/10 16:36	eec	
Dibromochloromethane	ND	0.50	0.37	ug/L	8260B_SIM	09/24/10 16:36	eec	
Ethylbenzene	ND	0.50	0.26	ug/L	8260B_SIM	09/24/10 16:36	eec	
Methyl tert Butyl Ether	ND	5.0	0.29	ug/L	8260B_SIM	09/24/10 16:36	eec	

E.S.BABCOCK&Sons,Inc.
Environmental Laboratories est 1906

Client Name: Tetra Tech, Inc. - San Bernardino
Contact: Mark Feldman
Address: 301 E. Vanderbilt Way Suite 450
San Bernardino, CA 92408

Report Date: 11-Oct-2010

Project Name: Tetra-Tech Lockheed
Project Number: [none]

Work Order Number: A0I1671

Received on Ice (Y/N): Yes Temp: 3 °C

Laboratory Reference Number

A0I1671-09

Sample Description	Matrix	Sampled Date/Time	Received Date/Time
EW-15-Dup Beaumont Site 1, GW Sampling	Liquid	09/15/10 13:15	09/16/10 7:20

Analyte(s)	Result	RDL	MDL	Units	Method	Analysis Date	Analyst	Flag
Volatile Organic Compounds by EPA 8260B								
Methylene Chloride	2.4	3.0	0.15	ug/L	8260B_SIM	09/24/10 16:36	eec	J
Styrene	ND	0.50	0.22	ug/L	8260B_SIM	09/24/10 16:36	eec	
Tetrachloroethene	1.9	0.50	0.17	ug/L	8260B_SIM	09/24/10 16:36	eec	
Toluene	ND	0.50	0.22	ug/L	8260B_SIM	09/24/10 16:36	eec	
trans-1,2-Dichloroethene	3.4	0.50	0.10	ug/L	8260B_SIM	09/24/10 16:36	eec	
trans-1,3-Dichloropropene	ND	0.50	0.24	ug/L	8260B_SIM	09/24/10 16:36	eec	
Trichloroethene	1300	50	17	ug/L	8260B_SIM	09/24/10 15:27	eec	
Trichlorofluoromethane	ND	5.0	0.16	ug/L	8260B_SIM	09/24/10 16:36	eec	
Vinyl Acetate	ND	10	0.48	ug/L	8260B_SIM	09/24/10 16:36	eec	
Vinyl Chloride	4.7	0.50	0.13	ug/L	8260B_SIM	09/24/10 16:36	eec	
Xylenes (m+p)	ND	0.50	0.36	ug/L	8260B_SIM	09/24/10 16:36	eec	
Xylenes (ortho)	ND	0.50	0.41	ug/L	8260B_SIM	09/24/10 16:36	eec	
1,4-Dioxane	ND	3500	3100	ug/L	8260B_SIM	09/24/10 15:27	eec	
Surrogate: 1,2-Dichloroethane-d4	107	% 80-124			EPA 8260B	09/24/10 16:36	eec	
Surrogate: Bromofluorobenzene	96.9	% 80-120			EPA 8260B	09/24/10 16:36	eec	
Surrogate: Toluene-d8	97.4	% 80-120			EPA 8260B	09/24/10 16:36	eec	
Semivolatile Organic Compounds by EPA 8270C SIM								
1,4-Dioxane	430	0.20	0.10	ug/L	EPA8270C M	09/23/10 02:26	DF	NOcal

Client Name: Tetra Tech, Inc. - San Bernardino
Contact: Mark Feldman
Address: 301 E. Vanderbilt Way Suite 450
San Bernardino, CA 92408

Report Date: 11-Oct-2010

Project Name: Tetra-Tech Lockheed
Project Number: [none]

Work Order Number: A0I1671

Received on Ice (Y/N): Yes Temp: 3 °C

Anions - Batch Quality Control

Analyte(s)	Result	RDL	MDL	Units	Spike Level	Source Result	%REC	%REC Limits	RPD	RPD Limit	Flag
Batch 0I16049 - Analyzed as received											
Blank (0I16049-BLK1)					Prepared & Analyzed: 09/16/10						
Sulfate	ND	0.50	0.37	mg/L							
Nitrate as N	ND	0.20	0.11	mg/L							
LCS (0I16049-BS1)					Prepared & Analyzed: 09/16/10						
Sulfate	50.7	0.50	0.37	mg/L	50.0		101	90-110			
Nitrate as N	11.9	0.20	0.11	mg/L	11.3		105	90-110			
Matrix Spike (0I16049-MS1)			**Source: A0I1671-04**		Prepared & Analyzed: 09/16/10						
Sulfate	147	0.50	0.37	mg/L	100	52.7	94.3	87-114			
Nitrate as N	4.49	0.20	0.11	mg/L	4.52	ND	99.6	78-120			
Matrix Spike (0I16049-MS2)			**Source: A0I1761-01**		Prepared: 09/16/10 Analyzed: 09/17/10						
Sulfate	364	0.50	0.37	mg/L	100	284	79.7	87-114			QFpas, QMout, QOcal
Nitrate as N	9.62	0.20	0.11	mg/L	4.52	5.23	97.1	78-120			
Matrix Spike Dup (0I16049-MSD1)			**Source: A0I1671-04**		Prepared & Analyzed: 09/16/10						
Sulfate	146	0.50	0.37	mg/L	100	52.7	93.6	87-114	0.522	20	
Nitrate as N	4.37	0.20	0.11	mg/L	4.52	ND	96.8	78-120	2.85	20	

Client Name: Tetra Tech, Inc. - San Bernardino
Contact: Mark Feldman
Address: 301 E. Vanderbilt Way Suite 450
San Bernardino, CA 92408

Report Date: 11-Oct-2010

Project Name: Tetra-Tech Lockheed
Project Number: [none]

Work Order Number: A0I1671

Received on Ice (Y/N): Yes Temp: 3 °C

Aggregate Organic Compounds - Batch Quality Control

Analyte(s)	Result	RDL	MDL	Units	Spike Level	Source Result	%REC	%REC Limits	RPD	RPD Limit	Flag
Batch 0I21022 - As recieved											
Blank (0I21022-BLK1)					Prepared: 09/21/10 Analyzed: 09/22/10						
Total Organic Carbon	ND	0.70	0.16	mg/L							
Blank (0I21022-BLK2)					Prepared: 09/21/10 Analyzed: 09/22/10						
Total Organic Carbon	0.192	0.70	0.16	mg/L							J
LCS (0I21022-BS1)					Prepared: 09/21/10 Analyzed: 09/22/10						
Total Organic Carbon	3.86	0.70	0.16	mg/L	4.00		96.4	90-110			
LCS (0I21022-BS2)					Prepared: 09/21/10 Analyzed: 09/22/10						
Total Organic Carbon	3.91	0.70	0.16	mg/L	4.00		97.6	90-110			
Matrix Spike (0I21022-MS1)			**Source: A0I1453-01**		Prepared: 09/21/10 Analyzed: 09/22/10						
Total Organic Carbon	8.53	0.70	0.16	mg/L	4.00	4.66	96.6	80-120			
Matrix Spike Dup (0I21022-MSD1)			**Source: A0I1453-01**		Prepared: 09/21/10 Analyzed: 09/22/10						
Total Organic Carbon	8.62	0.70	0.16	mg/L	4.00	4.66	99.1	80-120	1.14	10	
Batch 0I24013 - As recieved											
Blank (0I24013-BLK1)					Prepared: 09/24/10 Analyzed: 09/25/10						
Dissolved Organic Carbon	ND	0.70	0.36	mg/L							
LCS (0I24013-BS1)					Prepared: 09/24/10 Analyzed: 09/25/10						
Dissolved Organic Carbon	3.92	0.70	0.36	mg/L	4.00		98.1	81.5-118			
Matrix Spike (0I24013-MS1)			**Source: A0I1525-03**		Prepared: 09/24/10 Analyzed: 09/25/10						
Dissolved Organic Carbon	6.27	0.70	0.36	mg/L	4.00	2.22	101	80-120			

E.S.BABCOCK&Sons,Inc.
Environmental Laboratories est 1906

Client Name: Tetra Tech, Inc. - San Bernardino
Contact: Mark Feldman
Address: 301 E. Vanderbilt Way Suite 450
San Bernardino, CA 92408

Report Date: 11-Oct-2010

Project Name: Tetra-Tech Lockheed
Project Number: [none]

Work Order Number: A0I1671

Received on Ice (Y/N): Yes Temp: 3 °C

Aggregate Organic Compounds - Batch Quality Control

Analyte(s)	Result	RDL	MDL	Units	Spike Level	Source Result	%REC	%REC Limits	RPD	RPD Limit	Flag
Batch 0I24013 - As recieved											
Matrix Spike Dup (0I24013-MSD1)		**Source: A0I1525-03**			Prepared: 09/24/10	Analyzed: 09/25/10					
Dissolved Organic Carbon	6.32	0.70	0.36	mg/L	4.00	2.22	103	80-120	0.937	10	

E.S.BABCOCK&Sons,Inc.
Environmental Laboratories est 1906

Client Name: Tetra Tech, Inc. - San Bernardino
Contact: Mark Feldman
Address: 301 E. Vanderbilt Way Suite 450
San Bernardino, CA 92408

Report Date: 11-Oct-2010

Project Name: Tetra-Tech Lockheed
Project Number: [none]

Work Order Number: A0I1671

Received on Ice (Y/N): Yes Temp: 3 °C

General Inorganics - Batch Quality Control

Analyte(s)	Result	RDL	MDL	Units	Spike Level	Source Result	%REC	%REC Limits	RPD	RPD Limit	Flag
Batch 0I20003 - Analyzed as received											
Blank (0I20003-BLK1)					Prepared: 09/20/10 Analyzed: 09/21/10						
Perchlorate	ND	0.10	0.071	ug/L*							
LCS (0I20003-BS1)					Prepared: 09/20/10 Analyzed: 09/21/10						
Perchlorate	5.21	0.10	0.071	ug/L*	5.00		104	80-120			
Duplicate (0I20003-DUP1)					**Source: A0I1525-02** Prepared: 09/20/10 Analyzed: 09/21/10						
Perchlorate	ND	0.10	0.071	ug/L*		ND				20	
Matrix Spike (0I20003-MS1)					**Source: A0I1525-02** Prepared: 09/20/10 Analyzed: 09/21/10						
Perchlorate	5.37	0.10	0.071	ug/L*	5.00	ND	107	80-120			
Matrix Spike Dup (0I20003-MSD1)					**Source: A0I1525-02** Prepared: 09/20/10 Analyzed: 09/21/10						
Perchlorate	5.17	0.10	0.071	ug/L*	5.00	ND	103	80-120	3.79	20	

Client Name: Tetra Tech, Inc. - San Bernardino
Contact: Mark Feldman
Address: 301 E. Vanderbilt Way Suite 450
San Bernardino, CA 92408

Report Date: 11-Oct-2010

Project Name: Tetra-Tech Lockheed
Project Number: [none]

Work Order Number: A0I1671

Received on Ice (Y/N): Yes Temp: 3 °C

Metals and Metalloids; EPA SW846 Series - Batch Quality Control

Analyte(s)	Result	RDL	MDL	Units	Spike Level	Source Result	%REC	%REC Limits	RPD	RPD Limit	Flag
Batch 0I21020 - EPA 200.2 SOP M02C											
Blank (0I21020-BLK1)					Prepared & Analyzed: 09/22/10						
Iron	ND	20	12	ug/L							
LCS (0I21020-BS1)					Prepared & Analyzed: 09/22/10						
Iron	599	20	12	ug/L	583		103	85-115			
Matrix Spike (0I21020-MS1)				**Source: A0I2058-02**	Prepared & Analyzed: 09/22/10						
Iron	628	20	12	ug/L	583	ND	108	75-125			
Matrix Spike Dup (0I21020-MSD1)				**Source: A0I2058-02**	Prepared & Analyzed: 09/22/10						
Iron	624	20	12	ug/L	583	ND	107	75-125	0.591	20	

Client Name: Tetra Tech, Inc. - San Bernardino
Contact: Mark Feldman
Address: 301 E. Vanderbilt Way Suite 450
San Bernardino, CA 92408

Report Date: 11-Oct-2010

Project Name: Tetra-Tech Lockheed
Project Number: [none]

Work Order Number: A0I1671

Received on Ice (Y/N): Yes Temp: 3 °C

Volatile Organic Compounds by EPA 8260B - Batch Quality Control

Analyte(s)	Result	RDL	MDL	Units	Spike Level	Source Result	%REC	%REC Limits	RPD	RPD Limit	Flag
Batch 0I22002 - Purge and Trap											
Blank (0I22002-BLK1)					Prepared: 09/23/10 Analyzed: 09/24/10						
1,1,1-Trichloroethane	ND	0.50	0.12	ug/L							
1,1,2,2-Tetrachloroethane	ND	0.50	0.29	ug/L							
1,1,2-Trichloroethane	ND	0.50	0.31	ug/L							
1,1-Dichloroethane	ND	0.50	0.098	ug/L							
1,1-Dichloroethene	ND	0.50	0.12	ug/L							
1,2,3-Trichloropropane	ND	0.50	0.29	ug/L							
1,2-Dichlorobenzene	ND	0.50	0.20	ug/L							
1,2-Dichloroethane	ND	0.50	0.21	ug/L							
1,2-Dichloropropane	ND	0.50	0.19	ug/L							
1,3-Dichlorobenzene	ND	0.50	0.15	ug/L							
1,4-Dichlorobenzene	ND	0.50	0.072	ug/L							
2-Butanone(MEK)	ND	3.0	1.2	ug/L							
2-Hexanone	ND	5.0	1.2	ug/L							
4-Methyl-2-Pentanone(MIBK)	ND	5.0	0.95	ug/L							
Acetone	ND	10	5.0	ug/L							
Benzene	ND	0.50	0.14	ug/L							
Bromodichloromethane	ND	0.50	0.11	ug/L							
Bromoform	0.270	0.50	0.13	ug/L							J
Bromomethane	ND	0.50	0.48	ug/L							
Carbon Disulfide	ND	0.50	0.36	ug/L							
Carbon Tetrachloride	ND	0.50	0.15	ug/L							
Chlorobenzene	ND	0.50	0.23	ug/L							
Chloroethane	ND	0.50	0.35	ug/L							
Chloroform	ND	0.50	0.17	ug/L							
Chloromethane	ND	0.50	0.36	ug/L							
cis-1,2-Dichloroethene	ND	0.50	0.18	ug/L							
cis-1,3-Dichloropropene	ND	0.50	0.30	ug/L							
Dibromochloromethane	ND	0.50	0.37	ug/L							
Ethylbenzene	ND	0.50	0.26	ug/L							
Methyl tert Butyl Ether	ND	5.0	0.29	ug/L							
Methylene Chloride	ND	3.0	0.15	ug/L							
Styrene	ND	0.50	0.22	ug/L							
Tetrachloroethene	ND	0.50	0.17	ug/L							
Toluene	ND	0.50	0.22	ug/L							
trans-1,2-Dichloroethene	ND	0.50	0.10	ug/L							
trans-1,3-Dichloropropene	ND	0.50	0.24	ug/L							

Client Name: Tetra Tech, Inc. - San Bernardino
Contact: Mark Feldman
Address: 301 E. Vanderbilt Way Suite 450
San Bernardino, CA 92408

Report Date: 11-Oct-2010

Project Name: Tetra-Tech Lockheed
Project Number: [none]

Work Order Number: A0I1671

Received on Ice (Y/N): Yes Temp: 3 °C

Volatile Organic Compounds by EPA 8260B - Batch Quality Control

Analyte(s)	Result	RDL	MDL	Units	Spike Level	Source Result	%REC	%REC Limits	RPD	RPD Limit	Flag
Batch 0I22002 - Purge and Trap											
Blank (0I22002-BLK1)					Prepared: 09/23/10 Analyzed: 09/24/10						
Trichloroethene	ND	0.50	0.17	ug/L							
Trichlorofluoromethane	ND	5.0	0.16	ug/L							
Vinyl Acetate	ND	10	0.48	ug/L							
Vinyl Chloride	ND	0.50	0.13	ug/L							
Xylenes (m+p)	ND	0.50	0.36	ug/L							
Xylenes (ortho)	ND	0.50	0.41	ug/L							
1,4-Dioxane	ND	35	31	ug/L							
Surrogate: 1,2-Dichloroethane-d4	*11.2*			ug/L	*10.0*		*112*	*80-124*			
Surrogate: Bromofluorobenzene	*9.76*			ug/L	*10.0*		*97.6*	*80-120*			
Surrogate: Toluene-d8	*9.66*			ug/L	*10.0*		*96.6*	*80-120*			
LCS (0I22002-BS1)					Prepared & Analyzed: 09/23/10						
1,1-Dichloroethane	22.6	0.50	0.098	ug/L	25.0		90.3	76-130			
1,1-Dichloroethene	21.7	0.50	0.12	ug/L	25.0		86.6	70-130			
1,4-Dichlorobenzene	24.5	0.50	0.072	ug/L	25.0		98.2	79-130			
Benzene	25.2	0.50	0.14	ug/L	25.0		101	70-130			
Bromodichloromethane	25.6	0.50	0.11	ug/L	25.0		103	70-130			
Bromoform	24.9	0.50	0.13	ug/L	25.0		99.8	70-130			
Chloroform	25.7	0.50	0.17	ug/L	25.0		103	70-130			
Dibromochloromethane	27.2	0.50	0.37	ug/L	25.0		109	70-130			
Ethylbenzene	27.3	0.50	0.26	ug/L	25.0		109	70-130			
Methyl tert Butyl Ether	26.5	5.0	0.29	ug/L	25.0		106	70-130			
Tetrachloroethene	23.4	0.50	0.17	ug/L	25.0		93.5	70-130			
Toluene	24.5	0.50	0.22	ug/L	25.0		97.9	70-130			
Trichloroethene	24.5	0.50	0.17	ug/L	25.0		97.9	70-130			
Vinyl Chloride	21.0	0.50	0.13	ug/L	25.0		84.0	70-130			
Xylenes (m+p)	54.7	0.50	0.36	ug/L	50.0		109	70-130			
Xylenes (ortho)	25.6	0.50	0.41	ug/L	25.0		103	70-130			
Surrogate: 1,2-Dichloroethane-d4	*10.5*			ug/L	*10.0*		*105*	*80-124*			
Surrogate: Bromofluorobenzene	*9.66*			ug/L	*10.0*		*96.6*	*80-120*			
Surrogate: Toluene-d8	*10.2*			ug/L	*10.0*		*102*	*80-120*			

Client Name: Tetra Tech, Inc. - San Bernardino
Contact: Mark Feldman
Address: 301 E. Vanderbilt Way Suite 450
San Bernardino, CA 92408

Report Date: 11-Oct-2010

Project Name: Tetra-Tech Lockheed
Project Number: [none]

Work Order Number: A0I1671

Received on Ice (Y/N): Yes Temp: 3 °C

Volatile Organic Compounds by EPA 8260B - Batch Quality Control

Analyte(s)	Result	RDL	MDL	Units	Spike Level	Source Result	%REC	%REC Limits	RPD	RPD Limit	Flag
Batch 0I22002 - Purge and Trap											
LCS Dup (0I22002-BSD1)					Prepared & Analyzed: 09/23/10						
1,1-Dichloroethane	22.2	0.50	0.098	ug/L	25.0		89.0	76-130	1.47	20	
1,1-Dichloroethene	21.2	0.50	0.12	ug/L	25.0		85.0	70-130	1.91	20	
1,4-Dichlorobenzene	24.7	0.50	0.072	ug/L	25.0		98.8	79-130	0.650	20	
Benzene	24.5	0.50	0.14	ug/L	25.0		98.0	70-130	2.78	20	
Bromodichloromethane	25.4	0.50	0.11	ug/L	25.0		102	70-130	0.980	20	
Bromoform	25.2	0.50	0.13	ug/L	25.0		101	70-130	0.958	20	
Chloroform	25.1	0.50	0.17	ug/L	25.0		100	70-130	2.68	20	
Dibromochloromethane	26.9	0.50	0.37	ug/L	25.0		107	70-130	1.40	20	
Ethylbenzene	27.0	0.50	0.26	ug/L	25.0		108	70-130	1.07	20	
Methyl tert Butyl Ether	26.7	5.0	0.29	ug/L	25.0		107	70-130	0.602	20	
Tetrachloroethene	23.2	0.50	0.17	ug/L	25.0		92.8	70-130	0.773	20	
Toluene	24.2	0.50	0.22	ug/L	25.0		96.8	70-130	1.15	20	
Trichloroethene	24.1	0.50	0.17	ug/L	25.0		96.5	70-130	1.44	20	
Vinyl Chloride	20.5	0.50	0.13	ug/L	25.0		81.9	70-130	2.55	20	
Xylenes (m+p)	53.9	0.50	0.36	ug/L	50.0		108	70-130	1.51	20	
Xylenes (ortho)	25.5	0.50	0.41	ug/L	25.0		102	70-130	0.469	20	
Surrogate: 1,2-Dichloroethane-d4	*10.2*			ug/L	*10.0*		*102*	*80-124*			
Surrogate: Bromofluorobenzene	*9.85*			ug/L	*10.0*		*98.5*	*80-120*			
Surrogate: Toluene-d8	*10.1*			ug/L	*10.0*		*101*	*80-120*			
Duplicate (0I22002-DUP1)				**Source: A0I1671-04**	Prepared: 09/23/10	Analyzed: 09/24/10					
1,1,1-Trichloroethane	ND	0.50	0.12	ug/L		ND				40	
1,1,2,2-Tetrachloroethane	ND	0.50	0.29	ug/L		ND				40	
1,1,2-Trichloroethane	ND	0.50	0.31	ug/L		ND				40	
1,1-Dichloroethane	ND	0.50	0.098	ug/L		ND				40	
1,1-Dichloroethene	ND	0.50	0.12	ug/L		ND				40	
1,2,3-Trichloropropane	ND	0.50	0.29	ug/L		ND				40	
1,2-Dichlorobenzene	ND	0.50	0.20	ug/L		ND				40	
1,2-Dichloroethane	ND	0.50	0.21	ug/L		ND				40	
1,2-Dichloropropane	ND	0.50	0.19	ug/L		ND				40	
1,3-Dichlorobenzene	ND	0.50	0.15	ug/L		ND				40	
1,4-Dichlorobenzene	ND	0.50	0.072	ug/L		ND				40	
2-Butanone(MEK)	ND	3.0	1.2	ug/L		ND				40	
2-Hexanone	ND	5.0	1.2	ug/L		ND				40	
4-Methyl-2-Pentanone(MIBK)	ND	5.0	0.95	ug/L		ND				40	
Acetone	ND	10	5.0	ug/L		ND				40	
Benzene	ND	0.50	0.14	ug/L		ND				40	

Client Name: Tetra Tech, Inc. - San Bernardino
Contact: Mark Feldman
Address: 301 E. Vanderbilt Way Suite 450
San Bernardino, CA 92408

Report Date: 11-Oct-2010

Project Name: Tetra-Tech Lockheed
Project Number: [none]

Work Order Number: A0I1671

Received on Ice (Y/N): Yes Temp: 3 °C

Volatile Organic Compounds by EPA 8260B - Batch Quality Control

Analyte(s)	Result	RDL	MDL	Units	Spike Level	Source Result	%REC	%REC Limits	RPD	RPD Limit	Flag
Batch 0I22002 - Purge and Trap											
Duplicate (0I22002-DUP1)			**Source: A0I1671-04**		Prepared: 09/23/10 Analyzed: 09/24/10						
Bromodichloromethane	ND	0.50	0.11	ug/L		ND				40	
Bromoform	ND	0.50	0.13	ug/L		ND				40	
Bromomethane	ND	0.50	0.48	ug/L		ND				40	
Carbon Disulfide	ND	0.50	0.36	ug/L		ND				40	
Carbon Tetrachloride	ND	0.50	0.15	ug/L		ND				40	
Chlorobenzene	ND	0.50	0.23	ug/L		ND				40	
Chloroethane	ND	0.50	0.35	ug/L		ND				40	
Chloroform	ND	0.50	0.17	ug/L		ND				40	
Chloromethane	ND	0.50	0.36	ug/L		ND				40	
cis-1,2-Dichloroethene	ND	0.50	0.18	ug/L		ND				40	
cis-1,3-Dichloropropene	ND	0.50	0.30	ug/L		ND				40	
Dibromochloromethane	ND	0.50	0.37	ug/L		ND				40	
Ethylbenzene	ND	0.50	0.26	ug/L		ND				40	
Methyl tert Butyl Ether	ND	5.0	0.29	ug/L		ND				40	
Methylene Chloride	ND	3.0	0.15	ug/L		ND				40	
Styrene	ND	0.50	0.22	ug/L		ND				40	
Tetrachloroethene	ND	0.50	0.17	ug/L		ND				40	
Toluene	ND	0.50	0.22	ug/L		ND				40	
trans-1,2-Dichloroethene	ND	0.50	0.10	ug/L		ND				40	
trans-1,3-Dichloropropene	ND	0.50	0.24	ug/L		ND				40	
Trichloroethene	ND	0.50	0.17	ug/L		ND				40	
Trichlorofluoromethane	ND	5.0	0.16	ug/L		ND				40	
Vinyl Acetate	ND	10	0.48	ug/L		ND				40	
Vinyl Chloride	ND	0.50	0.13	ug/L		ND				40	
Xylenes (m+p)	ND	0.50	0.36	ug/L		ND				40	
Xylenes (ortho)	ND	0.50	0.41	ug/L		ND				40	
1,4-Dioxane	ND	35	31	ug/L		ND				40	
Surrogate: 1,2-Dichloroethane-d4	*11.5*			ug/L	*10.0*		*115*	*80-124*			
Surrogate: Bromofluorobenzene	*9.73*			ug/L	*10.0*		*97.3*	*80-120*			
Surrogate: Toluene-d8	*9.49*			ug/L	*10.0*		*94.9*	*80-120*			

Client Name: Tetra Tech, Inc. - San Bernardino
Contact: Mark Feldman
Address: 301 E. Vanderbilt Way Suite 450
San Bernardino, CA 92408

Report Date: 11-Oct-2010

Project Name: Tetra-Tech Lockheed
Project Number: [none]

Work Order Number: A0I1671

Received on Ice (Y/N): Yes Temp: 3 °C

Volatile Organic Compounds by EPA 8260B - Batch Quality Control

Analyte(s)	Result	RDL	MDL	Units	Spike Level	Source Result	%REC	%REC Limits	RPD	RPD Limit	Flag
Batch 0I22002 - Purge and Trap											
Matrix Spike (0I22002-MS1)			**Source: A0I1525-08**		Prepared & Analyzed: 09/23/10						
1,1-Dichloroethane	24.4	0.50	0.098	ug/L	25.0	ND	97.5	70-130			
1,1-Dichloroethene	23.9	0.50	0.12	ug/L	25.0	ND	95.5	70-130			
1,4-Dichlorobenzene	26.6	0.50	0.072	ug/L	25.0	ND	106	70-130			
Benzene	26.9	0.50	0.14	ug/L	25.0	ND	107	70-130			
Bromodichloromethane	26.8	0.50	0.11	ug/L	25.0	ND	107	70-130			
Bromoform	24.9	0.50	0.13	ug/L	25.0	ND	99.7	70-130			
Chloroform	27.1	0.50	0.17	ug/L	25.0	ND	109	70-130			
Dibromochloromethane	27.7	0.50	0.37	ug/L	25.0	ND	111	70-130			
Ethylbenzene	30.1	0.50	0.26	ug/L	25.0	ND	120	70-130			
Methyl tert Butyl Ether	28.1	5.0	0.29	ug/L	25.0	ND	112	70-130			
Tetrachloroethene	26.1	0.50	0.17	ug/L	25.0	ND	104	70-130			
Toluene	26.6	0.50	0.22	ug/L	25.0	ND	107	70-130			
Trichloroethene	26.6	0.50	0.17	ug/L	25.0	ND	106	70-130			
Vinyl Chloride	23.8	0.50	0.13	ug/L	25.0	ND	95.1	70-130			
Xylenes (m+p)	59.5	0.50	0.36	ug/L	50.0	ND	119	70-130			
Xylenes (ortho)	27.7	0.50	0.41	ug/L	25.0	ND	111	70-130			
Surrogate: 1,2-Dichloroethane-d4	*10.1*			ug/L	*10.0*		*101*	*80-124*			
Surrogate: Bromofluorobenzene	*9.80*			ug/L	*10.0*		*98.0*	*80-120*			
Surrogate: Toluene-d8	*10.2*			ug/L	*10.0*		*102*	*80-120*			

Client Name: Tetra Tech, Inc. - San Bernardino
Contact: Mark Feldman
Address: 301 E. Vanderbilt Way Suite 450
San Bernardino, CA 92408

Report Date: 11-Oct-2010

Project Name: Tetra-Tech Lockheed
Project Number: [none]

Work Order Number: A0I1671

Received on Ice (Y/N): Yes Temp: 3 °C

Semivolatile Organic Compounds by EPA 8270C SIM - Batch Quality Control

Analyte(s)	Result	RDL	MDL	Units	Spike Level	Source Result	%REC	%REC Limits	RPD	RPD Limit	Flag
Batch 0I21015 - EPA 3520C											
Blank (0I21015-BLK1)					Prepared: 09/21/10 Analyzed: 09/22/10						
1,4-Dioxane	ND	0.20	0.10	ug/L							
LCS (0I21015-BS1)					Prepared: 09/21/10 Analyzed: 09/22/10						
1,4-Dioxane	0.535	0.20	0.10	ug/L	0.500		107	85-127			
LCS Dup (0I21015-BSD1)					Prepared: 09/21/10 Analyzed: 09/22/10						
1,4-Dioxane	0.530	0.20	0.10	ug/L	0.500		106	85-127	0.939	20	
Matrix Spike (0I21015-MS1)				**Source: A0I2002-01**	Prepared: 09/21/10 Analyzed: 09/22/10						
1,4-Dioxane	1.50	0.20	0.10	ug/L	1.00	0.470	103	63-142			
Matrix Spike Dup (0I21015-MSD1)				**Source: A0I2002-01**	Prepared: 09/21/10 Analyzed: 09/22/10						
1,4-Dioxane	1.50	0.20	0.10	ug/L	1.00	0.470	103	63-142	0.00	40	

Client Name: Tetra Tech, Inc. - San Bernardino
Contact: Mark Feldman
Address: 301 E. Vanderbilt Way Suite 450
San Bernardino, CA 92408

Report Date: 11-Oct-2010

Project Name: Tetra-Tech Lockheed
Project Number: [none]

Work Order Number: A0I1671

Received on Ice (Y/N): Yes Temp: 3 °C

Notes and Definitions

J	Estimated value
NOcal	The concentration indicated for this analyte is an estimated value above the calibration range of the instrument.
N-TOCd	Sample filtered and preserved at laboratory after 15 minute regulatory holding time.
QFpas	Follow-up result within laboratory acceptance criteria.
QMout	MS and/or MSD recovery did not meet laboratory acceptance criteria.
QOcal	The concentration indicated for this analyte is an estimated value above the calibration range of the instrument.
ND:	Analyte NOT DETECTED at or above the Method Detection Limit **(if MDL is reported)**, otherwise at or above the Reportable Detection Limit (RDL)
NR:	Not Reported
RDL:	Reportable Detection Limit
MDL:	Method Detection Limit

* / (Non-NELAP): NELAP does not offer accreditation for this analyte/method/matrix combination

Approval

Enclosed are the analytical results for the submitted sample(s). Babcock Laboratories certify the data presented as part of this report meet the minimum quality standards in the referenced analytical methods. Any exceptions have been noted. Babcock Laboratories and its officers and employees assume no responsibility and make no warranty, express or implied, for uses or interpretations made by any recipients, intended or unintended, of this report.

Lorenzo Rodriguez

Lorenzo (Z) Rodriguez

Project Manager

cc:

ESB_ mdl_PDF

E.S.BABCOCK&Sons,Inc.
Environmental Laboratories est 1906

Client Name: Tetra Tech, Inc. - San Bernardino
Contact: Mark Feldman
Address: 301 E. Vanderbilt Way Suite 450
San Bernardino, CA 92408

Report Date: 11-Oct-2010

Project Name: Tetra-Tech Lockheed
Project Number: [none]

Work Order Number: A0I1671

Received on Ice (Y/N): Yes Temp: 3 °C

microseeps
from insight comes solutions

Client Name: ES Babcock and Sons, Inc
Contact: Lorenzo Rodriguez
Address: 6100 Quail Valley
PO Box 432
Riverside, CA 92502-0432

Page: Page 1 of 7
Lab Proj #: P1009260
Report Date: 09/30/10
Client Proj Name: A0I1671
Client Proj #: A0I1671

Laboratory Results

Total pages in data package: 8

Lab Sample #	Client Sample ID
P1009260-01	MW-82
P1009260-02	MW-83

Microseeps test results meet all the requirements of the NELAC standards or provide reasons and/or justification if they do not.

Approved By: Heather Hauser (DH) ***Date:*** 10-1-10

Project Manager: Heather Hauser

The analytical results reported here are reliable and usable to the precision expressed in this report. As required by some regulating authorities, a full discussion of the uncertainty in our analytical results can be obtained at our web site or through customer service. Unless otherwise specified, all results are reported on a wet weight basis.

As a valued client we would appreciate your comments on our service.
Please call customer service at (412)826-5245 or email customerservice@microseeps.com.

Case Narrative:

220 William Pitt Way • Pittsburgh, PA 15238 • Tel 412-826-5245 • Fax 412-826-3433
website www.microseeps.com email info@microseeps.com

Client Name: Tetra Tech, Inc. - San Bernardino
Contact: Mark Feldman
Address: 301 E. Vanderbilt Way Suite 450
San Bernardino, CA 92408

Report Date: 11-Oct-2010

Project Name: Tetra-Tech Lockheed
Project Number: [none]

Work Order Number: A0I1671

Received on Ice (Y/N): Yes Temp: 3 °C

Client Name: ES Babcock and Sons, Inc
Contact: Lorenzo Rodriguez
Address: 6100 Quail Valley
PO Box 432
Riverside, CA 92502-0432

Lab Proj #: P1009260
Report Date: 09/30/10
Client Proj Name: A0I1671
Client Proj #: A0I1671

Sample Description	Matrix	Lab Sample #	Sampled Date/Time	Received
MW-82	Water	P1009260-01	15 Sep. 10 9:32	17 Sep. 10 14:51

Analyte(s)	Flag	Result	PQL	Units	Method #	Analysis Date	By
RiskAnalysis							
N Ethane	U	< 0.10	0.10	ug/L	RSK-175	9/28/10	mm
N Ethene	U	< 0.10	0.10	ug/L	RSK-175	9/28/10	mm
N Hydrogen		3.400	0.600	nM	AM20GAX	9/27/10	sl
N Methane		0.13	0.10	ug/L	RSK-175	9/28/10	mm
SemiVolatiles							
N Acetic Acid	U	< 0.070	0.070	mg/L	AM23G	9/27/10	kb
N Butyric Acid	U	< 0.050	0.050	mg/L	AM23G	9/27/10	kb
N Hexanoic Acid	U	< 0.050	0.050	mg/L	AM23G	9/27/10	kb
N i-Hexanoic Acid	U	< 0.050	0.050	mg/L	AM23G	9/27/10	kb
N i-Pentanoic Acid	U	< 0.150	0.150	mg/L	AM23G	9/27/10	kb
N Lactic Acid	U	< 0.100	0.100	mg/L	AM23G	9/27/10	kb
N Pentanoic Acid	U	< 0.070	0.070	mg/L	AM23G	9/27/10	kb
N Propionic Acid	U	< 0.050	0.050	mg/L	AM23G	9/27/10	kb
N Pyruvic Acid	U	< 0.150	0.150	mg/L	AM23G	9/27/10	kb

PA02-00538

Data Qualifiers: J - estimated value, U - Non detect, R - Poor surrogate recovery, M - Recovery/RPD poor for MS/MSD, SAMP/DUP, B - detected in blank, S - field sample as received did not meet NELAC sample acceptance criteria, L - Subcontracted Lab used, N - NELAC certified analysis

Client Name: Tetra Tech, Inc. - San Bernardino
Contact: Mark Feldman
Address: 301 E. Vanderbilt Way Suite 450
San Bernardino, CA 92408

Report Date: 11-Oct-2010

Project Name: Tetra-Tech Lockheed
Project Number: [none]

Work Order Number: A0I1671

Received on Ice (Y/N): Yes Temp: 3 °C

Client Name: ES Babcock and Sons, Inc
Contact: Lorenzo Rodriguez
Address: 6100 Quail Valley
PO Box 432
Riverside, CA 92502-0432

Lab Proj #: P1009260
Report Date: 09/30/10
Client Proj Name: A0I1671
Client Proj #: A0I1671

Sample Description	Matrix	Lab Sample #	Sampled Date/Time	Received
MW-83	Water	P1009260-02	15 Sep. 10 10:48	17 Sep. 10 14:51

Analyte(s)	Flag	Result	PQL	Units	Method #	Analysis Date	By
RiskAnalysis							
N Ethane	U	< 0.10	0.10	ug/L	RSK-175	9/28/10	mm
N Ethene	U	< 0.10	0.10	ug/L	RSK-175	9/28/10	mm
N Hydrogen		4.900	0.600	nM	AM20GAX	9/27/10	sl
N Methane		0.19	0.10	ug/L	RSK-175	9/28/10	mm
SemiVolatiles							
N Acetic Acid	J	0.061	0.070	mg/L	AM23G	9/27/10	kb
N Butyric Acid	U	< 0.050	0.050	mg/L	AM23G	9/27/10	kb
N Hexanoic Acid	U	< 0.050	0.050	mg/L	AM23G	9/27/10	kb
N i-Hexanoic Acid	U	< 0.050	0.050	mg/L	AM23G	9/27/10	kb
N i-Pentanoic Acid	U	< 0.150	0.150	mg/L	AM23G	9/27/10	kb
N Lactic Acid	U	< 0.100	0.100	mg/L	AM23G	9/27/10	kb
N Pentanoic Acid	U	< 0.070	0.070	mg/L	AM23G	9/27/10	kb
N Propionic Acid	U	< 0.050	0.050	mg/L	AM23G	9/27/10	kb
N Pyruvic Acid	U	< 0.150	0.150	mg/L	AM23G	9/27/10	kb

PA02-00538

Data Qualifiers: J - estimated value, U - Non detect, R - Poor surrogate recovery, M - Recovery/RPD poor for MS/MSD, SAMP/DUP, B - detected in blank, S - field sample as received did not meet NELAC sample acceptance criteria, L - Subcontracted Lab used, N - NELAC certified analysis

Client Name: Tetra Tech, Inc. - San Bernardino
Contact: Mark Feldman
Address: 301 E. Vanderbilt Way Suite 450
San Bernardino, CA 92408

Report Date: 11-Oct-2010

Project Name: Tetra-Tech Lockheed
Project Number: [none]

Work Order Number: A0I1671

Received on Ice (Y/N): Yes Temp: 3 °C

Client Name: ES Babcock and Sons, Inc
Contact: Lorenzo Rodriguez
Address: 6100 Quail Valley
PO Box 432
Riverside, CA 92502-0432

Page: Page 4 of 7
Lab Proj #: P1009260
Report Date: 09/30/10
Client Proj Name: A0I1671
Client Proj #: A0I1671

Prep Method: Volatile Fatty Acids by Ion Chromatography
Analysis Method: Volatile Fatty Acids by Ion Chromatography

M100927031-MB

	Result		TrueSpikeConc.	RDL	%Recovery	Ctl Limits
Acetic Acid	0.014	mg/L		0.07		- NA
Propionic Acid	< 0.050	mg/L		0.05		- NA
Butyric Acid	< 0.050	mg/L		0.05		- NA
Lactic Acid	< 0.100	mg/L		0.1		- NA
Pyruvic Acid	< 0.150	mg/L		0.15		- NA
i-Pentanoic Acid	< 0.150	mg/L		0.15		- NA
Pentanoic Acid	< 0.070	mg/L		0.07		- NA
i-Hexanoic Acid	< 0.050	mg/L		0.05		- NA
Hexanoic Acid	< 0.050	mg/L		0.05		- NA

M100927031-LCS

	Result		TrueSpikeConc.	%Recovery	Ctl Limits
Acetic Acid	1.800	mg/L	2.00	90.00	70 - 130
Propionic Acid	1.800	mg/L	2.00	90.00	70 - 130
Butyric Acid	1.800	mg/L	2.00	90.00	70 - 130
Lactic Acid	1.900	mg/L	2.00	95.00	70 - 130
Pyruvic Acid	2.000	mg/L	2.00	100.00	70 - 130
i-Pentanoic Acid	1.700	mg/L	2.00	85.00	70 - 130
Pentanoic Acid	1.700	mg/L	2.00	85.00	70 - 130
i-Hexanoic Acid	2.000	mg/L	2.00	100.00	70 - 130
Hexanoic Acid	1.700	mg/L	2.00	85.00	70 - 130

P1009305-03A-MS

	Result		TrueSpikeConc.	%Recovery	Ctl Limits
Acetic Acid	2.000	mg/L	2.00	97.00	70 - 130
Propionic Acid	1.900	mg/L	2.00	95.00	70 - 130
Butyric Acid	1.900	mg/L	2.00	95.00	70 - 130
Lactic Acid	2.200	mg/L	2.00	110.00	70 - 130
Pyruvic Acid	2.000	mg/L	2.00	100.00	70 - 130
i-Pentanoic Acid	1.700	mg/L	2.00	85.00	70 - 130
Pentanoic Acid	1.900	mg/L	2.00	95.00	70 - 130
i-Hexanoic Acid	2.000	mg/L	2.00	100.00	70 - 130

PA02-00538

Data Qualifiers: J - estimated value, U - Non detect, R - Poor surrogate recovery, M - Recovery/RPD poor for MS/MSD, SAMP/DUP, B - detected in blank, S - field sample as received did not meet NELAC sample acceptance criteria, L - Subcontracted Lab used, N - NELAC certified analysis

Client Name: Tetra Tech, Inc. - San Bernardino
Contact: Mark Feldman
Address: 301 E. Vanderbilt Way Suite 450
San Bernardino, CA 92408

Report Date: 11-Oct-2010

Project Name: Tetra-Tech Lockheed
Project Number: [none]

Work Order Number: A0I1671

Received on Ice (Y/N): Yes Temp: 3 °C

Client Name: ES Babcock and Sons, Inc
Contact: Lorenzo Rodriguez
Address: 6100 Quail Valley
PO Box 432
Riverside, CA 92502-0432

Page: Page 5 of 7
Lab Proj #: P1009260
Report Date: 09/30/10
Client Proj Name: A0I1671
Client Proj #: A0I1671

P1009305-03A-MS

	Result		TrueSpikeConc.	%Recovery	Ctl Limits
Hexanoic Acid	1.700	mg/L	2.00	85.00	70 - 130

P1009305-03A-MSD

	Result		TrueSpikeConc.	%Recovery	Ctl Limits	RPD	RPD Ctl Limits
Acetic Acid	2.000	mg/L	2.00	97.00	70 - 130	0.00	0 - 30
Propionic Acid	2.000	mg/L	2.00	100.00	70 - 130	5.13	0 - 30
Butyric Acid	1.900	mg/L	2.00	95.00	70 - 130	0.00	0 - 30
Lactic Acid	2.300	mg/L	2.00	115.00	70 - 130	4.44	0 - 30
Pyruvic Acid	2.100	mg/L	2.00	105.00	70 - 130	4.88	0 - 30
i-Pentanoic Acid	1.700	mg/L	2.00	85.00	70 - 130	0.00	0 - 30
Pentanoic Acid	1.900	mg/L	2.00	95.00	70 - 130	0.00	0 - 30
i-Hexanoic Acid	1.900	mg/L	2.00	95.00	70 - 130	5.13	0 - 30
Hexanoic Acid	1.500	mg/L	2.00	75.00	70 - 130	12.50	0 - 30

Outlined Results indicate results outside of Control limits

PA02-00538

Data Qualifiers: J - estimated value, U - Non detect, R - Poor surrogate recovery, M - Recovery/RPD poor for MS/MSD, SAMP/DUP, B - detected in blank, S - field sample as received did not meet NELAC sample acceptance criteria, L - Subcontracted Lab used, N - NELAC certified analysis

Client Name: Tetra Tech, Inc. - San Bernardino
Contact: Mark Feldman
Address: 301 E. Vanderbilt Way Suite 450
San Bernardino, CA 92408

Report Date: 11-Oct-2010

Project Name: Tetra-Tech Lockheed
Project Number: [none]

Work Order Number: A0I1671

Received on Ice (Y/N): Yes Temp: 3 °C

Client Name: ES Babcock and Sons, Inc
Contact: Lorenzo Rodriguez
Address: 6100 Quail Valley
PO Box 432
Riverside, CA 92502-0432

Page: Page 6 of 7
Lab Proj #: P1009260
Report Date: 09/30/10
Client Proj Name: A0I1671
Client Proj #: A0I1671

Prep Method: Hydrogen by Bubble Strip
Analysis Method: Hydrogen by Bubble Strip

M100927039-MB

	Result		TrueSpikeConc.	RDL	%Recovery	Ctl Limits
Hydrogen	< 0.600	nM		0.600		- NA

M100927039-LCS

	Result		TrueSpikeConc.	%Recovery	Ctl Limits
Hydrogen	9.900	nM	9.78	101.00	75 - 125

M100927039-LCSD

	Result		TrueSpikeConc.	%Recovery	Ctl Limits	RPD	RPD Ctl Limits
Hydrogen	10.000	nM	9.78	102.00	75 - 125	1.01	0 - 20

Outlined Results indicate results outside of Control limits

PA02-00538

Data Qualifiers: J - estimated value, U - Non detect, R - Poor surrogate recovery, M - Recovery/RPD poor for MS/MSD, SAMP/DUP, B - detected in blank, S - field sample as received did not meet NELAC sample acceptance criteria, L - Subcontracted Lab used, N - NELAC certified analysis

Client Name: Tetra Tech, Inc. - San Bernardino
Contact: Mark Feldman
Address: 301 E. Vanderbilt Way Suite 450
San Bernardino, CA 92408

Report Date: 11-Oct-2010

Project Name: Tetra-Tech Lockheed
Project Number: [none]

Work Order Number: A0I1671

Received on Ice (Y/N): Yes Temp: 3 °C

Client Name: ES Babcock and Sons, Inc
Contact: Lorenzo Rodriguez
Address: 6100 Quail Valley
PO Box 432
Riverside, CA 92502-0432

Page: Page 7 of 7
Lab Proj #: P1009260
Report Date: 09/30/10
Client Proj Name: A0I1671
Client Proj #: A0I1671

Prep Method: Light Hydrocarbons (C1-C4) in Water
Analysis Method: Light Hydrocarbons (C1-C4) in Water

M100928050-MB

	Result		TrueSpikeConc.	RDL	%Recovery	Ctl Limits
Methane	0.04	ug/L		0.10		- NA
Ethane	< 0.10	ug/L		0.10		- NA
Ethene	< 0.10	ug/L		0.10		- NA

M100928050-LCS

	Result		TrueSpikeConc.	%Recovery	Ctl Limits
Methane	48.00	ug/L	48.40	99.00	75 - 125
Ethane	90.00	ug/L	90.00	100.00	75 - 125
Ethene	86.00	ug/L	81.60	105.00	75 - 125

M100928050-LCSD

	Result		TrueSpikeConc.	%Recovery	Ctl Limits	RPD	RPD Ctl Limits
Methane	46.00	ug/L	48.40	95.00	75 - 125	4.26	0 - 20
Ethane	85.00	ug/L	90.00	94.00	75 - 125	5.71	0 - 20
Ethene	79.00	ug/L	81.60	97.00	75 - 125	8.48	0 - 20

P1009259-04A-DUP

	Result		TrueSpikeConc.	%Recovery	Ctl Limits	RPD	RPD Ctl Limits
Methane	100.00	ug/L			- NA	9.52	0 - 20
Ethane	< 0.10	ug/L			- NA	0.00	0 - 20
Ethene	< 0.10	ug/L			- NA	0.00	0 - 20

P1009259-01A-MS

	Result		TrueSpikeConc.	%Recovery	Ctl Limits
Methane	170.00	ug/L	48.40	124.00	70 - 130
Ethane	80.00	ug/L	90.00	89.00	70 - 130
Ethene	73.00	ug/L	81.60	89.00	70 - 130

P1009259-01A-MSD

	Result		TrueSpikeConc.	%Recovery	Ctl Limits	RPD	RPD Ctl Limits
Methane	160.00	ug/L	48.40	103.00	70 - 130	6.06	0 - 20
Ethane	80.00	ug/L	90.00	89.00	70 - 130	0.00	0 - 20
Ethene	73.00	ug/L	81.60	89.00	70 - 130	0.00	0 - 20

Outlined Results indicate results outside of Control limits

PA02-00538

Data Qualifiers: J - estimated value, U - Non detect, R - Poor surrogate recovery, M - Recovery/RPD poor for MS/MSD, SAMP/DUP, B - detected in blank, S - field sample as received did not meet NELAC sample acceptance criteria, L - Subcontracted Lab used, N - NELAC certified analysis

Client Name: Tetra Tech, Inc. - San Bernardino
Contact: Mark Feldman
Address: 301 E. Vanderbilt Way Suite 450
San Bernardino, CA 92408

Report Date: 11-Oct-2010

Project Name: Tetra-Tech Lockheed
Project Number: [none]

Work Order Number: A0I1671

Received on Ice (Y/N): Yes Temp: 3 °C

SUBCONTRACT ORDER Printed: 9/16/2010 13:49

E.S. Babcock & Sons, Inc.

A0I1671

P10 041260

SENDING LABORATORY:

E.S. Babcock & Sons, Inc.
P. O. Box 432
Riverside, CA 92502-0432
Phone: (951) 653-3351
Fax: (951) 653-1662
Project Manager: Lorenzo (Z) Rodriguez

RECEIVING LABORATORY:

Microseeps - Subcontract
220 William Pitt Way
Pittsburgh, PA 15238
Phone :(800) 659-2887
Fax: -

Client: Tetra Tech, Inc. - San Bernardino
Sampler: Jose R. Santoya

Analysis	Due	Expires Regulatory Days Past Date Sampled	Laboratory ID	Comments
Sample ID: A0I1671-04	**Liquid**	**Sampled:09/15/10 09:32**	**MW-82**	***Proj.No.:*[none]**
Subout_02	09/30/10 17:00	09/25/10 09:32	J-flags AM23G - Volatile Fatty Acid	
Subout_01	09/30/10 17:00	09/25/10 09:32	J-flags RSK175 - Methane, Ethane, Ethene	
Subout	09/30/10 17:00	09/25/10 09:32	J-flags AM20GAX - Hydrogen	
Containers Supplied:				
Voa Vial -Unpres (I)	Voa Vial -Unpres (J)	Voa Vial -Unpres (K)	Voa Vial -Unpres (L)	Other- Unpres. (M)
Sample ID: A0I1671-06	**Liquid**	**Sampled:09/15/10 10:48**	**MW-83**	***Proj.No.:*[none]**
Subout_02	09/30/10 17:00	09/25/10 10:48	J-flags AM23G - Volatile Fatty Acid	
Subout_01	09/30/10 17:00	09/25/10 10:48	J-flags RSK175 - Methane, Ethane, Ethene	
Subout	09/30/10 17:00	09/25/10 10:48	J-flags AM20GAX - Hydrogen	
Containers Supplied:				
Voa Vial -Unpres (I)	Voa Vial -Unpres (J)	Voa Vial -Unpres (K)	Voa Vial -Unpres (L)	Other- Unpres. (M)

Samples Received at 6°C

All Containers Intact: ✓ Yes ____ No
Sample Lables / COC Agree: ✓ Yes ____ No
Samples Preserved Properly: ✓ Yes ____ No
Custody Seals Present: ____ Yes ____ No

Please forward all acknowledgements of sample receipt, final reports and invoices to data@babcocklabs.com
NO HARDCOPIES PLEASE.

Released By	Date	Received By	Date
Sharon Longa	9-16-10		9/17/10
Released By	Date	Received By	Date

mailing
P.O Box 432
Riverside, CA 92502-0432

location
6100 Quail Valley Court
Riverside, CA 92507-0704

P 951 653 3351
F 951 653 1662
www.babcocklabs.com

NELAP no, 02101CA
CA ELAP no. 1156
EPA no. CA00102

E.S.BABCOCK&Sons,Inc.
Environmental Laboratories est 1906

Client Name: Tetra Tech, Inc. - San Bernardino
Contact: Mark Feldman
Address: 301 E. Vanderbilt Way Suite 450
San Bernardino, CA 92408
Report Date: 11-Oct-2010

Analytical Report: Page 39 of 39
Project Name: Tetra-Tech Lockheed
Project Number: [none]
Work Order Number: A0I1671
Received on Ice (Y/N): Yes Temp: 3 °C

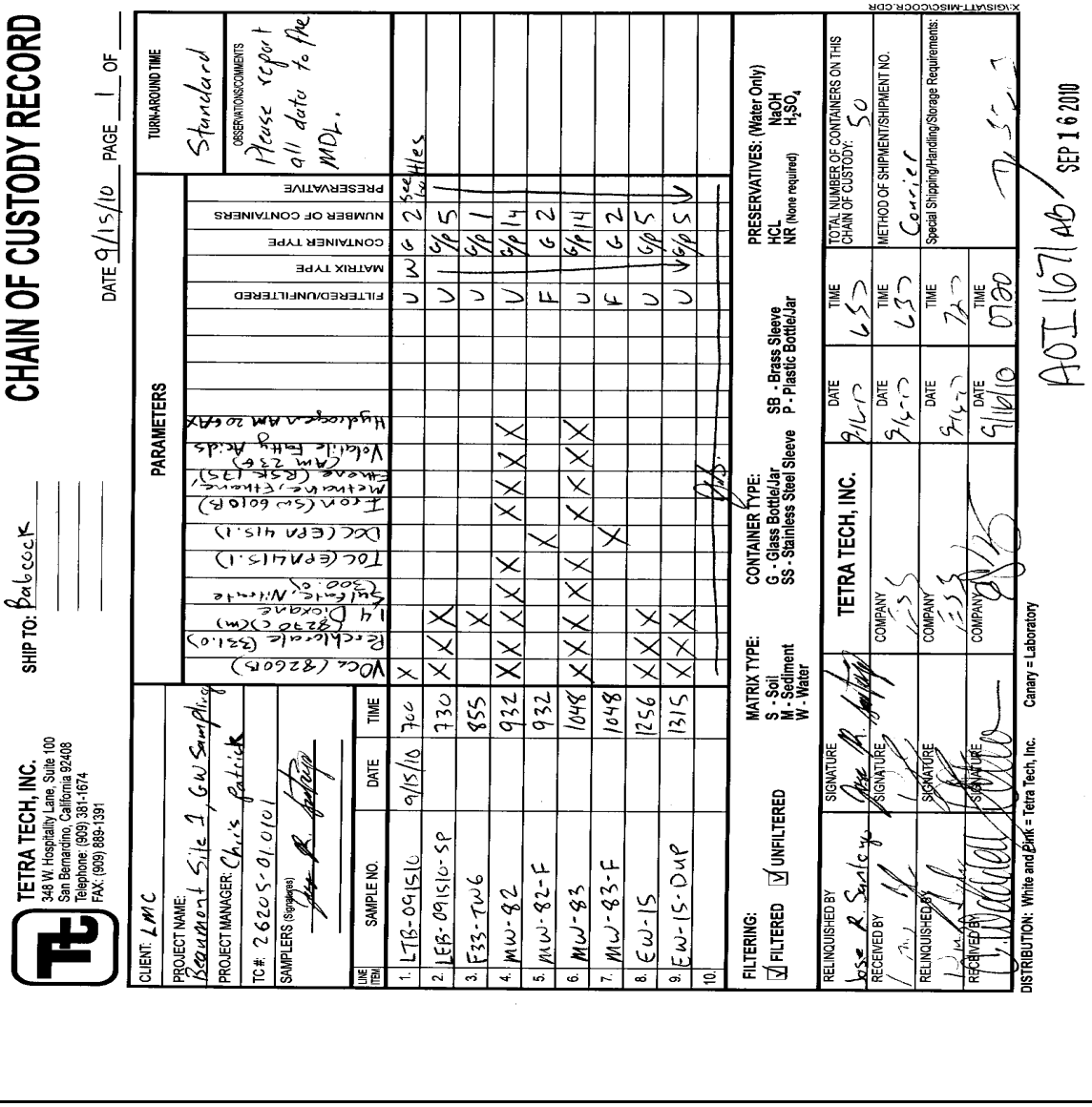

TETRA TECH, INC.
348 W. Hospitality Lane, Suite 100
San Bernardino, California 92408
Telephone: (909) 381-1674
FAX: (909) 889-1391

SHIP TO: Babcock

CHAIN OF CUSTODY RECORD

DATE 9/15/10 PAGE 1 OF ___

CLIENT: LMC
PROJECT NAME: Beaumont Site 1, GW Sampling
PROJECT MANAGER: Chris Patrick
TC#: 26205-01.0101
SAMPLERS (Signatures): [signature]

TURN-AROUND TIME: Standard

OBSERVATIONS/COMMENTS: Please report all data to the MDL.

PARAMETERS

LINE ITEM	SAMPLE NO.	DATE	TIME	VOCs (8260B)	Perchlorate (331.0)	1,4 Dioxane (8270C)(m)	Sulfate, Nitrate (300.0)	TOC (EPA 415.1)	DOC (EPA 415.1)	Iron (SW 6010B)	Methane, Ethane (RSK 175)	Volatile Fatty Acids (AM 23G)	Hydrogen AM 20GAX					FILTERED/UNFILTERED	MATRIX TYPE	CONTAINER TYPE	NUMBER OF CONTAINERS	PRESERVATIVE	
1.	LTB-091510	9/15/10	700	X														U	W	G	2	See bottles	
2.	LEB-091510-SP		730	X	X	X												U		G/P	5		
3.	F33-TW6		855			X												U		G/P	1		
4.	MW-82		932	X	X	X	X	X		X	X	X	X					U		G/P	14		
5.	MW-82-F		932						X									F		G	2		
6.	MW-83		1048	X	X	X	X	X		X	X	X	X					U		G/P	14		
7.	MW-83-F		1048						X									F		G	2		
8.	EW-15		1256	X	X	X												U		G/P	5		
9.	EW-15-DUP		1315	X	X	X												U		G/P	5		
10.																							

FILTERING: ☑ FILTERED ☑ UNFILTERED

MATRIX TYPE: S - Soil, M - Sediment, W - Water

CONTAINER TYPE: G - Glass Bottle/Jar, SS - Stainless Steel Sleeve, SB - Brass Sleeve, P - Plastic Bottle/Jar

PRESERVATIVES: (Water Only) HCL, NaOH, NR (None required), H_2SO_4

RELINQUISHED BY	SIGNATURE	TETRA TECH, INC.	DATE	TIME	TOTAL NUMBER OF CONTAINERS ON THIS CHAIN OF CUSTODY: 50
Jose R. Santoyo	[signature]		9-16-10	630	
RECEIVED BY	SIGNATURE	COMPANY	DATE	TIME	METHOD OF SHIPMENT/SHIPMENT NO.
[signature]	[signature]	ESS	9-16-10	630	Courier
RELINQUISHED BY	SIGNATURE	COMPANY	DATE	TIME	Special Shipping/Handling/Storage Requirements:
[signature]	[signature]	ESS	9-16-10	720	
RECEIVED BY	SIGNATURE	COMPANY	DATE	TIME	
G. Waddell	[signature]	ESS	9/16/10	0720	[signature]

DISTRIBUTION: White and Pink = Tetra Tech, Inc. Canary = Laboratory

X:\GIS\ATT-MISC\COCR.CDR

A0I1671AB SEP 16 2010

E.S.BABCOCK&Sons,Inc.
Environmental Laboratories est 1906

Client Name: Tetra Tech, Inc. - San Bernardino
Contact: Mark Feldman
Address: 301 E. Vanderbilt Way Suite 450
San Bernardino, CA 92408

Report Date: 22-Dec-2010

Analytical Report: Page 1 of 26
Project Name: Tetra-Tech Lockheed
Project Number: [none]

Work Order Number: A0L1368

Received on Ice (Y/N): Yes Temp: 3 °C

Attached is the analytical report for the sample(s) received for your project. Below is a list of the individual sample descriptions with the corresponding laboratory number(s). Also, enclosed is a copy of the Chain of Custody document (if received with your sample(s)). Please note any unused portion of the sample(s) may be responsibly discarded after 30 days from the above report date, unless you have requested otherwise.

Thank you for the opportunity to serve your analytical needs. If you have any questions or concerns regarding this report please contact our client service department.

Sample Identification

Lab Sample #	Client Sample ID	Matrix	Date Sampled	By	Date Submitted	By
A0L1368-01	TB-121310 Beaumont Site 1, Groundwater Sampling	Liquid	12/13/10 08:00	Mandy Selders	12/13/10 15:35	Mandy Selders
A0L1368-02	MW-105 Beaumont Site 1, Groundwater Sampling	Liquid	12/13/10 09:40	Mandy Selders	12/13/10 15:35	Mandy Selders
A0L1368-03	MW-106 Beaumont Site 1, Groundwater Sampling	Liquid	12/13/10 10:46	Mandy Selders	12/13/10 15:35	Mandy Selders
A0L1368-04	MW-106-DUP Beaumont Site 1, Groundwater Sampling	Liquid	12/13/10 10:50	Mandy Selders	12/13/10 15:35	Mandy Selders
A0L1368-05	MW-108 Beaumont Site 1, Groundwater Sampling	Liquid	12/13/10 12:36	Mandy Selders	12/13/10 15:35	Mandy Selders
A0L1368-06	MW-109 Beaumont Site 1, Groundwater Sampling	Liquid	12/13/10 13:32	Mandy Selders	12/13/10 15:35	Mandy Selders

E.S.BABCOCK&Sons,Inc.
Environmental Laboratories est 1906

Client Name: Tetra Tech, Inc. - San Bernardino
Contact: Mark Feldman
Address: 301 E. Vanderbilt Way Suite 450
San Bernardino, CA 92408

Report Date: 22-Dec-2010

Project Name: Tetra-Tech Lockheed
Project Number: [none]

Work Order Number: A0L1368

Received on Ice (Y/N): Yes Temp: 3 °C

Laboratory Reference Number
A0L1368-01

Sample Description	Matrix	Sampled Date/Time	Received Date/Time
TB-121310 Beaumont Site 1, Groundwater Sampling	Liquid	12/13/10 08:00	12/13/10 15:35

Analyte(s)	Result	RDL	MDL	Units	Method	Analysis Date	Analyst	Flag
Volatile Organic Compounds by EPA 8260B								
1,1,1-Trichloroethane	ND	0.50	0.12	ug/L	8260B_SIM	12/16/10 00:58	jes	
1,1,2,2-Tetrachloroethane	ND	0.50	0.29	ug/L	8260B_SIM	12/16/10 00:58	jes	
1,1,2-Trichloroethane	ND	0.50	0.31	ug/L	8260B_SIM	12/16/10 00:58	jes	
1,1-Dichloroethane	ND	0.50	0.098	ug/L	8260B_SIM	12/16/10 00:58	jes	
1,1-Dichloroethene	ND	0.50	0.12	ug/L	8260B_SIM	12/16/10 00:58	jes	
1,2,3-Trichloropropane	ND	0.50	0.29	ug/L	8260B_SIM	12/16/10 00:58	jes	
1,2-Dichlorobenzene	ND	0.50	0.20	ug/L	8260B_SIM	12/16/10 00:58	jes	
1,2-Dichloroethane	ND	0.50	0.21	ug/L	8260B_SIM	12/16/10 00:58	jes	
1,2-Dichloropropane	ND	0.50	0.19	ug/L	8260B_SIM	12/16/10 00:58	jes	
1,3-Dichlorobenzene	ND	0.50	0.15	ug/L	8260B_SIM	12/16/10 00:58	jes	
1,4-Dichlorobenzene	ND	0.50	0.072	ug/L	8260B_SIM	12/16/10 00:58	jes	
2-Butanone(MEK)	ND	3.0	1.2	ug/L	8260B_SIM	12/16/10 00:58	jes	
2-Hexanone	ND	5.0	1.2	ug/L	8260B_SIM	12/16/10 00:58	jes	
4-Methyl-2-Pentanone(MIBK)	ND	5.0	0.95	ug/L	8260B_SIM	12/16/10 00:58	jes	
Acetone	5.0	10	5.0	ug/L	8260B_SIM	12/16/10 00:58	jes	J
Benzene	ND	0.50	0.14	ug/L	8260B_SIM	12/16/10 00:58	jes	
Bromodichloromethane	ND	0.50	0.11	ug/L	8260B_SIM	12/16/10 00:58	jes	
Bromoform	ND	1.0	0.50	ug/L	8260B_SIM	12/16/10 00:58	jes	
Bromomethane	ND	0.50	0.48	ug/L	8260B_SIM	12/16/10 00:58	jes	
Carbon Disulfide	ND	0.50	0.36	ug/L	8260B_SIM	12/16/10 00:58	jes	
Carbon Tetrachloride	ND	0.50	0.15	ug/L	8260B_SIM	12/16/10 00:58	jes	
Chlorobenzene	ND	0.50	0.23	ug/L	8260B_SIM	12/16/10 00:58	jes	
Chloroethane	ND	0.50	0.35	ug/L	8260B_SIM	12/16/10 00:58	jes	
Chloroform	ND	0.50	0.46	ug/L	8260B_SIM	12/16/10 00:58	jes	
Chloromethane	ND	0.50	0.36	ug/L	8260B_SIM	12/16/10 00:58	jes	
cis-1,2-Dichloroethene	ND	0.50	0.18	ug/L	8260B_SIM	12/16/10 00:58	jes	
cis-1,3-Dichloropropene	ND	0.50	0.30	ug/L	8260B_SIM	12/16/10 00:58	jes	
Dibromochloromethane	ND	0.50	0.37	ug/L	8260B_SIM	12/16/10 00:58	jes	
Ethylbenzene	ND	0.50	0.26	ug/L	8260B_SIM	12/16/10 00:58	jes	
Methyl tert Butyl Ether	ND	5.0	0.43	ug/L	8260B_SIM	12/16/10 00:58	jes	
Methylene Chloride	ND	3.0	0.15	ug/L	8260B_SIM	12/16/10 00:58	jes	
Styrene	ND	0.50	0.22	ug/L	8260B_SIM	12/16/10 00:58	jes	
Tetrachloroethene	ND	0.50	0.23	ug/L	8260B_SIM	12/16/10 00:58	jes	

Client Name: Tetra Tech, Inc. - San Bernardino
Contact: Mark Feldman
Address: 301 E. Vanderbilt Way Suite 450
San Bernardino, CA 92408

Report Date: 22-Dec-2010

Project Name: Tetra-Tech Lockheed
Project Number: [none]

Work Order Number: A0L1368

Received on Ice (Y/N): Yes Temp: 3 °C

Laboratory Reference Number
A0L1368-01

Sample Description	Matrix	Sampled Date/Time	Received Date/Time
TB-121310 Beaumont Site 1, Groundwater Sampling	Liquid	12/13/10 08:00	12/13/10 15:35

Analyte(s)	Result		RDL	MDL	Units	Method	Analysis Date	Analyst	Flag
Volatile Organic Compounds by EPA 8260B									
Toluene	ND		0.50	0.22	ug/L	8260B_SIM	12/16/10 00:58	jes	
trans-1,2-Dichloroethene	ND		0.50	0.10	ug/L	8260B_SIM	12/16/10 00:58	jes	
trans-1,3-Dichloropropene	ND		0.50	0.24	ug/L	8260B_SIM	12/16/10 00:58	jes	
Trichloroethene	ND		0.50	0.26	ug/L	8260B_SIM	12/16/10 00:58	jes	
Trichlorofluoromethane	ND		5.0	0.16	ug/L	8260B_SIM	12/16/10 00:58	jes	
Vinyl Acetate	ND		10	0.48	ug/L	8260B_SIM	12/16/10 00:58	jes	
Vinyl Chloride	ND		0.50	0.13	ug/L	8260B_SIM	12/16/10 00:58	jes	
Xylenes (m+p)	ND		0.50	0.36	ug/L	8260B_SIM	12/16/10 00:58	jes	
Xylenes (ortho)	ND		0.50	0.41	ug/L	8260B_SIM	12/16/10 00:58	jes	
1,4-Dioxane	ND		35	9.3	ug/L	8260B_SIM	12/16/10 00:58	jes	
Surrogate: 1,2-Dichloroethane-d4	102	%	80-124			EPA 8260B	12/16/10 00:58	jes	
Surrogate: Bromofluorobenzene	110	%	80-120			EPA 8260B	12/16/10 00:58	jes	
Surrogate: Toluene-d8	103	%	80-120			EPA 8260B	12/16/10 00:58	jes	

Client Name: Tetra Tech, Inc. - San Bernardino
Contact: Mark Feldman
Address: 301 E. Vanderbilt Way Suite 450
San Bernardino, CA 92408

Report Date: 22-Dec-2010

Project Name: Tetra-Tech Lockheed
Project Number: [none]

Work Order Number: A0L1368

Received on Ice (Y/N): Yes Temp: 3 °C

Laboratory Reference Number
A0L1368-02

Sample Description	Matrix	Sampled Date/Time	Received Date/Time
MW-105 Beaumont Site 1, Groundwater Sampling	Liquid	12/13/10 09:40	12/13/10 15:35

Analyte(s)	Result	RDL	MDL	Units	Method	Analysis Date	Analyst	Flag
Volatile Organic Compounds by EPA 8260B								
1,1,1-Trichloroethane	ND	0.50	0.12	ug/L	8260B_SIM	12/16/10 01:35	jes	
1,1,2,2-Tetrachloroethane	ND	0.50	0.29	ug/L	8260B_SIM	12/16/10 01:35	jes	
1,1,2-Trichloroethane	ND	0.50	0.31	ug/L	8260B_SIM	12/16/10 01:35	jes	
1,1-Dichloroethane	5.9	0.50	0.098	ug/L	8260B_SIM	12/16/10 01:35	jes	
1,1-Dichloroethene	130	5.0	1.2	ug/L	8260B_SIM	12/20/10 21:41	jes	
1,2,3-Trichloropropane	ND	0.50	0.29	ug/L	8260B_SIM	12/16/10 01:35	jes	
1,2-Dichlorobenzene	ND	0.50	0.20	ug/L	8260B_SIM	12/16/10 01:35	jes	
1,2-Dichloroethane	0.76	0.50	0.21	ug/L	8260B_SIM	12/16/10 01:35	jes	
1,2-Dichloropropane	ND	0.50	0.19	ug/L	8260B_SIM	12/16/10 01:35	jes	
1,3-Dichlorobenzene	ND	0.50	0.15	ug/L	8260B_SIM	12/16/10 01:35	jes	
1,4-Dichlorobenzene	ND	0.50	0.072	ug/L	8260B_SIM	12/16/10 01:35	jes	
2-Butanone(MEK)	ND	3.0	1.2	ug/L	8260B_SIM	12/16/10 01:35	jes	
2-Hexanone	ND	5.0	1.2	ug/L	8260B_SIM	12/16/10 01:35	jes	
4-Methyl-2-Pentanone(MIBK)	ND	5.0	0.95	ug/L	8260B_SIM	12/16/10 01:35	jes	
Acetone	5.9	10	5.0	ug/L	8260B_SIM	12/16/10 01:35	jes	J
Benzene	ND	0.50	0.14	ug/L	8260B_SIM	12/16/10 01:35	jes	
Bromodichloromethane	ND	0.50	0.11	ug/L	8260B_SIM	12/16/10 01:35	jes	
Bromoform	ND	1.0	0.50	ug/L	8260B_SIM	12/16/10 01:35	jes	
Bromomethane	ND	0.50	0.48	ug/L	8260B_SIM	12/16/10 01:35	jes	
Carbon Disulfide	ND	0.50	0.36	ug/L	8260B_SIM	12/16/10 01:35	jes	
Carbon Tetrachloride	ND	0.50	0.15	ug/L	8260B_SIM	12/16/10 01:35	jes	
Chlorobenzene	ND	0.50	0.23	ug/L	8260B_SIM	12/16/10 01:35	jes	
Chloroethane	ND	0.50	0.35	ug/L	8260B_SIM	12/16/10 01:35	jes	
Chloroform	ND	0.50	0.46	ug/L	8260B_SIM	12/16/10 01:35	jes	
Chloromethane	ND	0.50	0.36	ug/L	8260B_SIM	12/16/10 01:35	jes	
cis-1,2-Dichloroethene	4.1	0.50	0.18	ug/L	8260B_SIM	12/16/10 01:35	jes	
cis-1,3-Dichloropropene	ND	0.50	0.30	ug/L	8260B_SIM	12/16/10 01:35	jes	
Dibromochloromethane	ND	0.50	0.37	ug/L	8260B_SIM	12/16/10 01:35	jes	
Ethylbenzene	ND	0.50	0.26	ug/L	8260B_SIM	12/16/10 01:35	jes	
Methyl tert Butyl Ether	ND	5.0	0.43	ug/L	8260B_SIM	12/16/10 01:35	jes	
Methylene Chloride	ND	3.0	0.15	ug/L	8260B_SIM	12/16/10 01:35	jes	
Styrene	ND	0.50	0.22	ug/L	8260B_SIM	12/16/10 01:35	jes	
Tetrachloroethene	ND	0.50	0.23	ug/L	8260B_SIM	12/16/10 01:35	jes	

E.S.BABCOCK&Sons,Inc.
Environmental Laboratories est 1906

Client Name: Tetra Tech, Inc. - San Bernardino
Contact: Mark Feldman
Address: 301 E. Vanderbilt Way Suite 450
San Bernardino, CA 92408

Report Date: 22-Dec-2010

Project Name: Tetra-Tech Lockheed
Project Number: [none]

Work Order Number: A0L1368

Received on Ice (Y/N): Yes Temp: 3 °C

Laboratory Reference Number
A0L1368-02

Sample Description	Matrix	Sampled Date/Time	Received Date/Time
MW-105 Beaumont Site 1, Groundwater Sampling	Liquid	12/13/10 09:40	12/13/10 15:35

Analyte(s)	Result	RDL	MDL	Units	Method	Analysis Date	Analyst	Flag
Volatile Organic Compounds by EPA 8260B								
Toluene	ND	0.50	0.22	ug/L	8260B_SIM	12/16/10 01:35	jes	
trans-1,2-Dichloroethene	0.33	0.50	0.10	ug/L	8260B_SIM	12/16/10 01:35	jes	J
trans-1,3-Dichloropropene	ND	0.50	0.24	ug/L	8260B_SIM	12/16/10 01:35	jes	
Trichloroethene	81	0.50	0.26	ug/L	8260B_SIM	12/16/10 01:35	jes	
Trichlorofluoromethane	ND	5.0	0.16	ug/L	8260B_SIM	12/16/10 01:35	jes	
Vinyl Acetate	ND	10	0.48	ug/L	8260B_SIM	12/16/10 01:35	jes	
Vinyl Chloride	2.4	0.50	0.13	ug/L	8260B_SIM	12/16/10 01:35	jes	
Xylenes (m+p)	ND	0.50	0.36	ug/L	8260B_SIM	12/16/10 01:35	jes	
Xylenes (ortho)	ND	0.50	0.41	ug/L	8260B_SIM	12/16/10 01:35	jes	
1,4-Dioxane	26	35	9.3	ug/L	8260B_SIM	12/16/10 01:35	jes	J
Surrogate: 1,2-Dichloroethane-d4	111 %	80-124			EPA 8260B	12/20/10 21:41	jes	
Surrogate: 1,2-Dichloroethane-d4	106 %	80-124			EPA 8260B	12/16/10 01:35	jes	
Surrogate: Bromofluorobenzene	108 %	80-120			EPA 8260B	12/20/10 21:41	jes	
Surrogate: Bromofluorobenzene	109 %	80-120			EPA 8260B	12/16/10 01:35	jes	
Surrogate: Toluene-d8	94.5 %	80-120			EPA 8260B	12/20/10 21:41	jes	
Surrogate: Toluene-d8	101 %	80-120			EPA 8260B	12/16/10 01:35	jes	

Client Name: Tetra Tech, Inc. - San Bernardino
Contact: Mark Feldman
Address: 301 E. Vanderbilt Way Suite 450
San Bernardino, CA 92408

Report Date: 22-Dec-2010

Project Name: Tetra-Tech Lockheed
Project Number: [none]

Work Order Number: A0L1368

Received on Ice (Y/N): Yes Temp: 3 °C

Laboratory Reference Number
A0L1368-03

Sample Description	Matrix	Sampled Date/Time	Received Date/Time
MW-106 Beaumont Site 1, Groundwater Sampling	Liquid	12/13/10 10:46	12/13/10 15:35

Analyte(s)	Result	RDL	MDL	Units	Method	Analysis Date	Analyst	Flag
Volatile Organic Compounds by EPA 8260B								
1,1,1-Trichloroethane	ND	0.50	0.12	ug/L	8260B_SIM	12/16/10 02:12	jes	
1,1,2,2-Tetrachloroethane	ND	0.50	0.29	ug/L	8260B_SIM	12/16/10 02:12	jes	
1,1,2-Trichloroethane	ND	0.50	0.31	ug/L	8260B_SIM	12/16/10 02:12	jes	
1,1-Dichloroethane	2.7	0.50	0.098	ug/L	8260B_SIM	12/16/10 02:12	jes	
1,1-Dichloroethene	24	0.50	0.12	ug/L	8260B_SIM	12/16/10 02:12	jes	
1,2,3-Trichloropropane	ND	0.50	0.29	ug/L	8260B_SIM	12/16/10 02:12	jes	
1,2-Dichlorobenzene	ND	0.50	0.20	ug/L	8260B_SIM	12/16/10 02:12	jes	
1,2-Dichloroethane	0.30	0.50	0.21	ug/L	8260B_SIM	12/16/10 02:12	jes	J
1,2-Dichloropropane	ND	0.50	0.19	ug/L	8260B_SIM	12/16/10 02:12	jes	
1,3-Dichlorobenzene	ND	0.50	0.15	ug/L	8260B_SIM	12/16/10 02:12	jes	
1,4-Dichlorobenzene	ND	0.50	0.072	ug/L	8260B_SIM	12/16/10 02:12	jes	
2-Butanone(MEK)	ND	3.0	1.2	ug/L	8260B_SIM	12/16/10 02:12	jes	
2-Hexanone	ND	5.0	1.2	ug/L	8260B_SIM	12/16/10 02:12	jes	
4-Methyl-2-Pentanone(MIBK)	ND	5.0	0.95	ug/L	8260B_SIM	12/16/10 02:12	jes	
Acetone	5.0	10	5.0	ug/L	8260B_SIM	12/16/10 02:12	jes	J
Benzene	ND	0.50	0.14	ug/L	8260B_SIM	12/16/10 02:12	jes	
Bromodichloromethane	ND	0.50	0.11	ug/L	8260B_SIM	12/16/10 02:12	jes	
Bromoform	ND	1.0	0.50	ug/L	8260B_SIM	12/16/10 02:12	jes	
Bromomethane	ND	0.50	0.48	ug/L	8260B_SIM	12/16/10 02:12	jes	
Carbon Disulfide	ND	0.50	0.36	ug/L	8260B_SIM	12/16/10 02:12	jes	
Carbon Tetrachloride	ND	0.50	0.15	ug/L	8260B_SIM	12/16/10 02:12	jes	
Chlorobenzene	ND	0.50	0.23	ug/L	8260B_SIM	12/16/10 02:12	jes	
Chloroethane	ND	0.50	0.35	ug/L	8260B_SIM	12/16/10 02:12	jes	
Chloroform	ND	0.50	0.46	ug/L	8260B_SIM	12/16/10 02:12	jes	
Chloromethane	ND	0.50	0.36	ug/L	8260B_SIM	12/16/10 02:12	jes	
cis-1,2-Dichloroethene	10	0.50	0.18	ug/L	8260B_SIM	12/16/10 02:12	jes	
cis-1,3-Dichloropropene	ND	0.50	0.30	ug/L	8260B_SIM	12/16/10 02:12	jes	
Dibromochloromethane	ND	0.50	0.37	ug/L	8260B_SIM	12/16/10 02:12	jes	
Ethylbenzene	ND	0.50	0.26	ug/L	8260B_SIM	12/16/10 02:12	jes	
Methyl tert Butyl Ether	ND	5.0	0.43	ug/L	8260B_SIM	12/16/10 02:12	jes	
Methylene Chloride	ND	3.0	0.15	ug/L	8260B_SIM	12/16/10 02:12	jes	
Styrene	ND	0.50	0.22	ug/L	8260B_SIM	12/16/10 02:12	jes	
Tetrachloroethene	ND	0.50	0.23	ug/L	8260B_SIM	12/16/10 02:12	jes	

E.S.BABCOCK&Sons,Inc.
Environmental Laboratories est 1906

Client Name: Tetra Tech, Inc. - San Bernardino
Contact: Mark Feldman
Address: 301 E. Vanderbilt Way Suite 450
San Bernardino, CA 92408

Report Date: 22-Dec-2010

Project Name: Tetra-Tech Lockheed
Project Number: [none]

Work Order Number: A0L1368

Received on Ice (Y/N): Yes Temp: 3 °C

Laboratory Reference Number

A0L1368-03

Sample Description	Matrix	Sampled Date/Time	Received Date/Time
MW-106 Beaumont Site 1, Groundwater Sampling	Liquid	12/13/10 10:46	12/13/10 15:35

Analyte(s)	Result	RDL	MDL	Units	Method	Analysis Date	Analyst	Flag
Volatile Organic Compounds by EPA 8260B								
Toluene	ND	0.50	0.22	ug/L	8260B_SIM	12/16/10 02:12	jes	
trans-1,2-Dichloroethene	5.5	0.50	0.10	ug/L	8260B_SIM	12/16/10 02:12	jes	
trans-1,3-Dichloropropene	ND	0.50	0.24	ug/L	8260B_SIM	12/16/10 02:12	jes	
Trichloroethene	2.0	0.50	0.26	ug/L	8260B_SIM	12/16/10 02:12	jes	
Trichlorofluoromethane	ND	5.0	0.16	ug/L	8260B_SIM	12/16/10 02:12	jes	
Vinyl Acetate	ND	10	0.48	ug/L	8260B_SIM	12/16/10 02:12	jes	
Vinyl Chloride	0.22	0.50	0.13	ug/L	8260B_SIM	12/16/10 02:12	jes	J
Xylenes (m+p)	ND	0.50	0.36	ug/L	8260B_SIM	12/16/10 02:12	jes	
Xylenes (ortho)	ND	0.50	0.41	ug/L	8260B_SIM	12/16/10 02:12	jes	
1,4-Dioxane	25	35	9.3	ug/L	8260B_SIM	12/16/10 02:12	jes	J
Surrogate: 1,2-Dichloroethane-d4	107 %	80-124			EPA 8260B	12/16/10 02:12	jes	
Surrogate: Bromofluorobenzene	110 %	80-120			EPA 8260B	12/16/10 02:12	jes	
Surrogate: Toluene-d8	103 %	80-120			EPA 8260B	12/16/10 02:12	jes	

Client Name: Tetra Tech, Inc. - San Bernardino
Contact: Mark Feldman
Address: 301 E. Vanderbilt Way Suite 450
San Bernardino, CA 92408

Report Date: 22-Dec-2010

Project Name: Tetra-Tech Lockheed
Project Number: [none]

Work Order Number: A0L1368

Received on Ice (Y/N): Yes Temp: 3 °C

Laboratory Reference Number
A0L1368-04

Sample Description	Matrix	Sampled Date/Time	Received Date/Time
MW-106-DUP Beaumont Site 1, Groundwater Sampling	Liquid	12/13/10 10:50	12/13/10 15:35

Analyte(s)	Result	RDL	MDL	Units	Method	Analysis Date	Analyst	Flag
Volatile Organic Compounds by EPA 8260B								
1,1,1-Trichloroethane	ND	0.50	0.12	ug/L	8260B_SIM	12/16/10 02:50	jes	
1,1,2,2-Tetrachloroethane	ND	0.50	0.29	ug/L	8260B_SIM	12/16/10 02:50	jes	
1,1,2-Trichloroethane	ND	0.50	0.31	ug/L	8260B_SIM	12/16/10 02:50	jes	
1,1-Dichloroethane	2.8	0.50	0.098	ug/L	8260B_SIM	12/16/10 02:50	jes	
1,1-Dichloroethene	24	0.50	0.12	ug/L	8260B_SIM	12/16/10 02:50	jes	
1,2,3-Trichloropropane	ND	0.50	0.29	ug/L	8260B_SIM	12/16/10 02:50	jes	
1,2-Dichlorobenzene	ND	0.50	0.20	ug/L	8260B_SIM	12/16/10 02:50	jes	
1,2-Dichloroethane	0.27	0.50	0.21	ug/L	8260B_SIM	12/16/10 02:50	jes	J
1,2-Dichloropropane	ND	0.50	0.19	ug/L	8260B_SIM	12/16/10 02:50	jes	
1,3-Dichlorobenzene	ND	0.50	0.15	ug/L	8260B_SIM	12/16/10 02:50	jes	
1,4-Dichlorobenzene	ND	0.50	0.072	ug/L	8260B_SIM	12/16/10 02:50	jes	
2-Butanone(MEK)	ND	3.0	1.2	ug/L	8260B_SIM	12/16/10 02:50	jes	
2-Hexanone	ND	5.0	1.2	ug/L	8260B_SIM	12/16/10 02:50	jes	
4-Methyl-2-Pentanone(MIBK)	ND	5.0	0.95	ug/L	8260B_SIM	12/16/10 02:50	jes	
Acetone	ND	10	5.0	ug/L	8260B_SIM	12/16/10 02:50	jes	
Benzene	ND	0.50	0.14	ug/L	8260B_SIM	12/16/10 02:50	jes	
Bromodichloromethane	ND	0.50	0.11	ug/L	8260B_SIM	12/16/10 02:50	jes	
Bromoform	ND	1.0	0.50	ug/L	8260B_SIM	12/16/10 02:50	jes	
Bromomethane	ND	0.50	0.48	ug/L	8260B_SIM	12/16/10 02:50	jes	
Carbon Disulfide	ND	0.50	0.36	ug/L	8260B_SIM	12/16/10 02:50	jes	
Carbon Tetrachloride	ND	0.50	0.15	ug/L	8260B_SIM	12/16/10 02:50	jes	
Chlorobenzene	ND	0.50	0.23	ug/L	8260B_SIM	12/16/10 02:50	jes	
Chloroethane	ND	0.50	0.35	ug/L	8260B_SIM	12/16/10 02:50	jes	
Chloroform	ND	0.50	0.46	ug/L	8260B_SIM	12/16/10 02:50	jes	
Chloromethane	ND	0.50	0.36	ug/L	8260B_SIM	12/16/10 02:50	jes	
cis-1,2-Dichloroethene	10	0.50	0.18	ug/L	8260B_SIM	12/16/10 02:50	jes	
cis-1,3-Dichloropropene	ND	0.50	0.30	ug/L	8260B_SIM	12/16/10 02:50	jes	
Dibromochloromethane	ND	0.50	0.37	ug/L	8260B_SIM	12/16/10 02:50	jes	
Ethylbenzene	ND	0.50	0.26	ug/L	8260B_SIM	12/16/10 02:50	jes	
Methyl tert Butyl Ether	ND	5.0	0.43	ug/L	8260B_SIM	12/16/10 02:50	jes	
Methylene Chloride	ND	3.0	0.15	ug/L	8260B_SIM	12/16/10 02:50	jes	
Styrene	ND	0.50	0.22	ug/L	8260B_SIM	12/16/10 02:50	jes	
Tetrachloroethene	ND	0.50	0.23	ug/L	8260B_SIM	12/16/10 02:50	jes	

Client Name: Tetra Tech, Inc. - San Bernardino
Contact: Mark Feldman
Address: 301 E. Vanderbilt Way Suite 450
San Bernardino, CA 92408

Report Date: 22-Dec-2010

Project Name: Tetra-Tech Lockheed
Project Number: [none]

Work Order Number: A0L1368

Received on Ice (Y/N): Yes Temp: 3 °C

Laboratory Reference Number

A0L1368-04

Sample Description	Matrix	Sampled Date/Time	Received Date/Time
MW-106-DUP Beaumont Site 1, Groundwater Sampling	Liquid	12/13/10 10:50	12/13/10 15:35

Analyte(s)	Result	RDL	MDL	Units	Method	Analysis Date	Analyst	Flag
Volatile Organic Compounds by EPA 8260B								
Toluene	ND	0.50	0.22	ug/L	8260B_SIM	12/16/10 02:50	jes	
trans-1,2-Dichloroethene	5.5	0.50	0.10	ug/L	8260B_SIM	12/16/10 02:50	jes	
trans-1,3-Dichloropropene	ND	0.50	0.24	ug/L	8260B_SIM	12/16/10 02:50	jes	
Trichloroethene	2.0	0.50	0.26	ug/L	8260B_SIM	12/16/10 02:50	jes	
Trichlorofluoromethane	ND	5.0	0.16	ug/L	8260B_SIM	12/16/10 02:50	jes	
Vinyl Acetate	ND	10	0.48	ug/L	8260B_SIM	12/16/10 02:50	jes	
Vinyl Chloride	0.19	0.50	0.13	ug/L	8260B_SIM	12/16/10 02:50	jes	J
Xylenes (m+p)	ND	0.50	0.36	ug/L	8260B_SIM	12/16/10 02:50	jes	
Xylenes (ortho)	ND	0.50	0.41	ug/L	8260B_SIM	12/16/10 02:50	jes	
1,4-Dioxane	25	35	9.3	ug/L	8260B_SIM	12/16/10 02:50	jes	J
Surrogate: 1,2-Dichloroethane-d4	108 %	80-124			EPA 8260B	12/16/10 02:50	jes	
Surrogate: Bromofluorobenzene	110 %	80-120			EPA 8260B	12/16/10 02:50	jes	
Surrogate: Toluene-d8	102 %	80-120			EPA 8260B	12/16/10 02:50	jes	

Client Name: Tetra Tech, Inc. - San Bernardino
Contact: Mark Feldman
Address: 301 E. Vanderbilt Way Suite 450
San Bernardino, CA 92408

Report Date: 22-Dec-2010

Project Name: Tetra-Tech Lockheed
Project Number: [none]

Work Order Number: A0L1368

Received on Ice (Y/N): Yes Temp: 3 °C

Laboratory Reference Number

A0L1368-05

Sample Description	Matrix	Sampled Date/Time	Received Date/Time
MW-108 Beaumont Site 1, Groundwater Sampling	Liquid	12/13/10 12:36	12/13/10 15:35

Analyte(s)	Result	RDL	MDL	Units	Method	Analysis Date	Analyst	Flag
Volatile Organic Compounds by EPA 8260B								
1,1,1-Trichloroethane	ND	0.50	0.12	ug/L	8260B_SIM	12/16/10 03:27	jes	
1,1,2,2-Tetrachloroethane	ND	0.50	0.29	ug/L	8260B_SIM	12/16/10 03:27	jes	
1,1,2-Trichloroethane	ND	0.50	0.31	ug/L	8260B_SIM	12/16/10 03:27	jes	
1,1-Dichloroethane	4.7	0.50	0.098	ug/L	8260B_SIM	12/16/10 03:27	jes	
1,1-Dichloroethene	100	0.50	0.12	ug/L	8260B_SIM	12/16/10 03:27	jes	
1,2,3-Trichloropropane	ND	0.50	0.29	ug/L	8260B_SIM	12/16/10 03:27	jes	
1,2-Dichlorobenzene	ND	0.50	0.20	ug/L	8260B_SIM	12/16/10 03:27	jes	
1,2-Dichloroethane	0.83	0.50	0.21	ug/L	8260B_SIM	12/16/10 03:27	jes	
1,2-Dichloropropane	ND	0.50	0.19	ug/L	8260B_SIM	12/16/10 03:27	jes	
1,3-Dichlorobenzene	ND	0.50	0.15	ug/L	8260B_SIM	12/16/10 03:27	jes	
1,4-Dichlorobenzene	ND	0.50	0.072	ug/L	8260B_SIM	12/16/10 03:27	jes	
2-Butanone(MEK)	ND	3.0	1.2	ug/L	8260B_SIM	12/16/10 03:27	jes	
2-Hexanone	ND	5.0	1.2	ug/L	8260B_SIM	12/16/10 03:27	jes	
4-Methyl-2-Pentanone(MIBK)	ND	5.0	0.95	ug/L	8260B_SIM	12/16/10 03:27	jes	
Acetone	ND	10	5.0	ug/L	8260B_SIM	12/16/10 03:27	jes	
Benzene	ND	0.50	0.14	ug/L	8260B_SIM	12/16/10 03:27	jes	
Bromodichloromethane	ND	0.50	0.11	ug/L	8260B_SIM	12/16/10 03:27	jes	
Bromoform	ND	1.0	0.50	ug/L	8260B_SIM	12/16/10 03:27	jes	
Bromomethane	ND	0.50	0.48	ug/L	8260B_SIM	12/16/10 03:27	jes	
Carbon Disulfide	ND	0.50	0.36	ug/L	8260B_SIM	12/16/10 03:27	jes	
Carbon Tetrachloride	ND	0.50	0.15	ug/L	8260B_SIM	12/16/10 03:27	jes	
Chlorobenzene	ND	0.50	0.23	ug/L	8260B_SIM	12/16/10 03:27	jes	
Chloroethane	ND	0.50	0.35	ug/L	8260B_SIM	12/16/10 03:27	jes	
Chloroform	0.48	0.50	0.46	ug/L	8260B_SIM	12/16/10 03:27	jes	J
Chloromethane	ND	0.50	0.36	ug/L	8260B_SIM	12/16/10 03:27	jes	
cis-1,2-Dichloroethene	0.68	0.50	0.18	ug/L	8260B_SIM	12/16/10 03:27	jes	
cis-1,3-Dichloropropene	ND	0.50	0.30	ug/L	8260B_SIM	12/16/10 03:27	jes	
Dibromochloromethane	ND	0.50	0.37	ug/L	8260B_SIM	12/16/10 03:27	jes	
Ethylbenzene	ND	0.50	0.26	ug/L	8260B_SIM	12/16/10 03:27	jes	
Methyl tert Butyl Ether	ND	5.0	0.43	ug/L	8260B_SIM	12/16/10 03:27	jes	
Methylene Chloride	ND	3.0	0.15	ug/L	8260B_SIM	12/16/10 03:27	jes	
Styrene	ND	0.50	0.22	ug/L	8260B_SIM	12/16/10 03:27	jes	
Tetrachloroethene	ND	0.50	0.23	ug/L	8260B_SIM	12/16/10 03:27	jes	

Client Name: Tetra Tech, Inc. - San Bernardino
Contact: Mark Feldman
Address: 301 E. Vanderbilt Way Suite 450
San Bernardino, CA 92408

Report Date: 22-Dec-2010

Project Name: Tetra-Tech Lockheed
Project Number: [none]

Work Order Number: A0L1368

Received on Ice (Y/N): Yes Temp: 3 °C

Laboratory Reference Number

A0L1368-05

Sample Description	Matrix	Sampled Date/Time	Received Date/Time
MW-108 Beaumont Site 1, Groundwater Sampling	Liquid	12/13/10 12:36	12/13/10 15:35

Analyte(s)	Result		RDL	MDL	Units	Method	Analysis Date	Analyst	Flag
Volatile Organic Compounds by EPA 8260B									
Toluene	ND		0.50	0.22	ug/L	8260B_SIM	12/16/10 03:27	jes	
trans-1,2-Dichloroethene	ND		0.50	0.10	ug/L	8260B_SIM	12/16/10 03:27	jes	
trans-1,3-Dichloropropene	ND		0.50	0.24	ug/L	8260B_SIM	12/16/10 03:27	jes	
Trichloroethene	64		0.50	0.26	ug/L	8260B_SIM	12/16/10 03:27	jes	
Trichlorofluoromethane	ND		5.0	0.16	ug/L	8260B_SIM	12/16/10 03:27	jes	
Vinyl Acetate	ND		10	0.48	ug/L	8260B_SIM	12/16/10 03:27	jes	
Vinyl Chloride	0.65		0.50	0.13	ug/L	8260B_SIM	12/16/10 03:27	jes	
Xylenes (m+p)	ND		0.50	0.36	ug/L	8260B_SIM	12/16/10 03:27	jes	
Xylenes (ortho)	ND		0.50	0.41	ug/L	8260B_SIM	12/16/10 03:27	jes	
1,4-Dioxane	33		35	9.3	ug/L	8260B_SIM	12/16/10 03:27	jes	J
Surrogate: 1,2-Dichloroethane-d4	107	%	80-124			EPA 8260B	12/16/10 03:27	jes	
Surrogate: Bromofluorobenzene	111	%	80-120			EPA 8260B	12/16/10 03:27	jes	
Surrogate: Toluene-d8	102	%	80-120			EPA 8260B	12/16/10 03:27	jes	

Client Name: Tetra Tech, Inc. - San Bernardino
Contact: Mark Feldman
Address: 301 E. Vanderbilt Way Suite 450
San Bernardino, CA 92408

Report Date: 22-Dec-2010

Project Name: Tetra-Tech Lockheed
Project Number: [none]

Work Order Number: A0L1368

Received on Ice (Y/N): Yes Temp: 3 °C

Laboratory Reference Number

A0L1368-06

Sample Description	Matrix	Sampled Date/Time	Received Date/Time
MW-109 Beaumont Site 1, Groundwater Sampling	Liquid	12/13/10 13:32	12/13/10 15:35

Analyte(s)	Result	RDL	MDL	Units	Method	Analysis Date	Analyst	Flag
Volatile Organic Compounds by EPA 8260B								
1,1,1-Trichloroethane	ND	0.50	0.12	ug/L	8260B_SIM	12/16/10 04:05	jes	
1,1,2,2-Tetrachloroethane	ND	0.50	0.29	ug/L	8260B_SIM	12/16/10 04:05	jes	
1,1,2-Trichloroethane	ND	0.50	0.31	ug/L	8260B_SIM	12/16/10 04:05	jes	
1,1-Dichloroethane	2.7	0.50	0.098	ug/L	8260B_SIM	12/16/10 04:05	jes	
1,1-Dichloroethene	66	0.50	0.12	ug/L	8260B_SIM	12/16/10 04:05	jes	
1,2,3-Trichloropropane	ND	0.50	0.29	ug/L	8260B_SIM	12/16/10 04:05	jes	
1,2-Dichlorobenzene	ND	0.50	0.20	ug/L	8260B_SIM	12/16/10 04:05	jes	
1,2-Dichloroethane	0.58	0.50	0.21	ug/L	8260B_SIM	12/16/10 04:05	jes	
1,2-Dichloropropane	ND	0.50	0.19	ug/L	8260B_SIM	12/16/10 04:05	jes	
1,3-Dichlorobenzene	ND	0.50	0.15	ug/L	8260B_SIM	12/16/10 04:05	jes	
1,4-Dichlorobenzene	ND	0.50	0.072	ug/L	8260B_SIM	12/16/10 04:05	jes	
2-Butanone(MEK)	ND	3.0	1.2	ug/L	8260B_SIM	12/16/10 04:05	jes	
2-Hexanone	ND	5.0	1.2	ug/L	8260B_SIM	12/16/10 04:05	jes	
4-Methyl-2-Pentanone(MIBK)	ND	5.0	0.95	ug/L	8260B_SIM	12/16/10 04:05	jes	
Acetone	ND	10	5.0	ug/L	8260B_SIM	12/16/10 04:05	jes	
Benzene	ND	0.50	0.14	ug/L	8260B_SIM	12/16/10 04:05	jes	
Bromodichloromethane	ND	0.50	0.11	ug/L	8260B_SIM	12/16/10 04:05	jes	
Bromoform	ND	1.0	0.50	ug/L	8260B_SIM	12/16/10 04:05	jes	
Bromomethane	ND	0.50	0.48	ug/L	8260B_SIM	12/16/10 04:05	jes	
Carbon Disulfide	ND	0.50	0.36	ug/L	8260B_SIM	12/16/10 04:05	jes	
Carbon Tetrachloride	ND	0.50	0.15	ug/L	8260B_SIM	12/16/10 04:05	jes	
Chlorobenzene	ND	0.50	0.23	ug/L	8260B_SIM	12/16/10 04:05	jes	
Chloroethane	ND	0.50	0.35	ug/L	8260B_SIM	12/16/10 04:05	jes	
Chloroform	0.52	0.50	0.46	ug/L	8260B_SIM	12/16/10 04:05	jes	
Chloromethane	ND	0.50	0.36	ug/L	8260B_SIM	12/16/10 04:05	jes	
cis-1,2-Dichloroethene	2.8	0.50	0.18	ug/L	8260B_SIM	12/16/10 04:05	jes	
cis-1,3-Dichloropropene	ND	0.50	0.30	ug/L	8260B_SIM	12/16/10 04:05	jes	
Dibromochloromethane	ND	0.50	0.37	ug/L	8260B_SIM	12/16/10 04:05	jes	
Ethylbenzene	ND	0.50	0.26	ug/L	8260B_SIM	12/16/10 04:05	jes	
Methyl tert Butyl Ether	ND	5.0	0.43	ug/L	8260B_SIM	12/16/10 04:05	jes	
Methylene Chloride	ND	3.0	0.15	ug/L	8260B_SIM	12/16/10 04:05	jes	
Styrene	ND	0.50	0.22	ug/L	8260B_SIM	12/16/10 04:05	jes	
Tetrachloroethene	ND	0.50	0.23	ug/L	8260B_SIM	12/16/10 04:05	jes	

E.S.BABCOCK&Sons,Inc.
Environmental Laboratories est 1906

Client Name: Tetra Tech, Inc. - San Bernardino
Contact: Mark Feldman
Address: 301 E. Vanderbilt Way Suite 450
San Bernardino, CA 92408

Report Date: 22-Dec-2010

Project Name: Tetra-Tech Lockheed
Project Number: [none]

Work Order Number: A0L1368

Received on Ice (Y/N): Yes Temp: 3 °C

Laboratory Reference Number
A0L1368-06

Sample Description	Matrix	Sampled Date/Time	Received Date/Time
MW-109 Beaumont Site 1, Groundwater Sampling	Liquid	12/13/10 13:32	12/13/10 15:35

Analyte(s)	Result	RDL	MDL	Units	Method	Analysis Date	Analyst	Flag
Volatile Organic Compounds by EPA 8260B								
Toluene	ND	0.50	0.22	ug/L	8260B_SIM	12/16/10 04:05	jes	
trans-1,2-Dichloroethene	0.21	0.50	0.10	ug/L	8260B_SIM	12/16/10 04:05	jes	J
trans-1,3-Dichloropropene	ND	0.50	0.24	ug/L	8260B_SIM	12/16/10 04:05	jes	
Trichloroethene	64	0.50	0.26	ug/L	8260B_SIM	12/16/10 04:05	jes	
Trichlorofluoromethane	ND	5.0	0.16	ug/L	8260B_SIM	12/16/10 04:05	jes	
Vinyl Acetate	ND	10	0.48	ug/L	8260B_SIM	12/16/10 04:05	jes	
Vinyl Chloride	0.34	0.50	0.13	ug/L	8260B_SIM	12/16/10 04:05	jes	J
Xylenes (m+p)	ND	0.50	0.36	ug/L	8260B_SIM	12/16/10 04:05	jes	
Xylenes (ortho)	ND	0.50	0.41	ug/L	8260B_SIM	12/16/10 04:05	jes	
1,4-Dioxane	23	35	9.3	ug/L	8260B_SIM	12/16/10 04:05	jes	J
Surrogate: 1,2-Dichloroethane-d4	109 %	80-124			EPA 8260B	12/16/10 04:05	jes	
Surrogate: Bromofluorobenzene	112 %	80-120			EPA 8260B	12/16/10 04:05	jes	
Surrogate: Toluene-d8	103 %	80-120			EPA 8260B	12/16/10 04:05	jes	

Client Name: Tetra Tech, Inc. - San Bernardino
Contact: Mark Feldman
Address: 301 E. Vanderbilt Way Suite 450
San Bernardino, CA 92408

Report Date: 22-Dec-2010

Project Name: Tetra-Tech Lockheed
Project Number: [none]

Work Order Number: A0L1368

Received on Ice (Y/N): Yes Temp: 3 °C

Volatile Organic Compounds by EPA 8260B - Batch Quality Control

Analyte(s)	Result	RDL	MDL	Units	Spike Level	Source Result	%REC	%REC Limits	RPD	RPD Limit	Flag
Batch 0L15070 - Purge and Trap											
Blank (0L15070-BLK1)					Prepared: 12/15/10 Analyzed: 12/16/10						
1,1,1-Trichloroethane	ND	0.50	0.12	ug/L							
1,1,2,2-Tetrachloroethane	ND	0.50	0.29	ug/L							
1,1,2-Trichloroethane	ND	0.50	0.31	ug/L							
1,1-Dichloroethane	ND	0.50	0.098	ug/L							
1,1-Dichloroethene	ND	0.50	0.12	ug/L							
1,2,3-Trichloropropane	ND	0.50	0.29	ug/L							
1,2-Dichlorobenzene	ND	0.50	0.20	ug/L							
1,2-Dichloroethane	ND	0.50	0.21	ug/L							
1,2-Dichloropropane	ND	0.50	0.19	ug/L							
1,3-Dichlorobenzene	ND	0.50	0.15	ug/L							
1,4-Dichlorobenzene	ND	0.50	0.072	ug/L							
2-Butanone(MEK)	ND	3.0	1.2	ug/L							
2-Hexanone	ND	5.0	1.2	ug/L							
4-Methyl-2-Pentanone(MIBK)	ND	5.0	0.95	ug/L							
Acetone	ND	10	5.0	ug/L							
Benzene	ND	0.50	0.14	ug/L							
Bromodichloromethane	ND	0.50	0.11	ug/L							
Bromoform	ND	1.0	0.50	ug/L							
Bromomethane	ND	0.50	0.48	ug/L							
Carbon Disulfide	ND	0.50	0.36	ug/L							
Carbon Tetrachloride	ND	0.50	0.15	ug/L							
Chlorobenzene	ND	0.50	0.23	ug/L							
Chloroethane	ND	0.50	0.35	ug/L							
Chloroform	ND	0.50	0.46	ug/L							
Chloromethane	ND	0.50	0.36	ug/L							
cis-1,2-Dichloroethene	ND	0.50	0.18	ug/L							
cis-1,3-Dichloropropene	ND	0.50	0.30	ug/L							
Dibromochloromethane	ND	0.50	0.37	ug/L							
Ethylbenzene	ND	0.50	0.26	ug/L							
Methyl tert Butyl Ether	ND	5.0	0.43	ug/L							
Methylene Chloride	ND	3.0	0.15	ug/L							
Styrene	ND	0.50	0.22	ug/L							
Tetrachloroethene	ND	0.50	0.23	ug/L							
Toluene	ND	0.50	0.22	ug/L							
trans-1,2-Dichloroethene	ND	0.50	0.10	ug/L							
trans-1,3-Dichloropropene	ND	0.50	0.24	ug/L							

Client Name: Tetra Tech, Inc. - San Bernardino
Contact: Mark Feldman
Address: 301 E. Vanderbilt Way Suite 450
San Bernardino, CA 92408

Report Date: 22-Dec-2010

Project Name: Tetra-Tech Lockheed
Project Number: [none]

Work Order Number: A0L1368

Received on Ice (Y/N): Yes Temp: 3 °C

Volatile Organic Compounds by EPA 8260B - Batch Quality Control

Analyte(s)	Result	RDL	MDL	Units	Spike Level	Source Result	%REC	%REC Limits	RPD	RPD Limit	Flag
Batch 0L15070 - Purge and Trap											
Blank (0L15070-BLK1)					Prepared: 12/15/10 Analyzed: 12/16/10						
Trichloroethene	ND	0.50	0.26	ug/L							
Trichlorofluoromethane	ND	5.0	0.16	ug/L							
Vinyl Acetate	ND	10	0.48	ug/L							
Vinyl Chloride	ND	0.50	0.13	ug/L							
Xylenes (m+p)	ND	0.50	0.36	ug/L							
Xylenes (ortho)	ND	0.50	0.41	ug/L							
1,4-Dioxane	ND	35	9.3	ug/L							
Surrogate: 1,2-Dichloroethane-d4	*10.1*			ug/L	*10.0*		*101*	*80-124*			
Surrogate: Bromofluorobenzene	*11.1*			ug/L	*10.0*		*111*	*80-120*			
Surrogate: Toluene-d8	*10.2*			ug/L	*10.0*		*102*	*80-120*			
LCS (0L15070-BS1)					Prepared & Analyzed: 12/15/10						
1,1-Dichloroethane	22.5	0.50	0.098	ug/L	25.0		90.0	70-130			
1,1-Dichloroethene	27.9	0.50	0.12	ug/L	25.0		112	70-130			
1,4-Dichlorobenzene	26.2	0.50	0.072	ug/L	25.0		105	70-130			
Benzene	24.4	0.50	0.14	ug/L	25.0		97.5	70-130			
Bromodichloromethane	27.7	0.50	0.11	ug/L	25.0		111	70-130			
Bromoform	26.2	1.0	0.50	ug/L	25.0		105	70-130			
Chloroform	27.0	0.50	0.46	ug/L	25.0		108	70-130			
Dibromochloromethane	25.0	0.50	0.37	ug/L	25.0		100	70-130			
Ethylbenzene	25.2	0.50	0.26	ug/L	25.0		101	70-130			
Methyl tert Butyl Ether	25.6	5.0	0.43	ug/L	25.0		102	70-130			
Tetrachloroethene	24.0	0.50	0.23	ug/L	25.0		96.0	70-130			
Toluene	26.0	0.50	0.22	ug/L	25.0		104	70-130			
Trichloroethene	24.7	0.50	0.26	ug/L	25.0		98.7	70-130			
Vinyl Chloride	24.9	0.50	0.13	ug/L	25.0		99.5	70-130			
Xylenes (m+p)	51.1	0.50	0.36	ug/L	50.0		102	70-130			
Xylenes (ortho)	25.9	0.50	0.41	ug/L	25.0		103	70-130			
Surrogate: 1,2-Dichloroethane-d4	*9.93*			ug/L	*10.0*		*99.3*	*80-124*			
Surrogate: Bromofluorobenzene	*11.1*			ug/L	*10.0*		*111*	*80-120*			
Surrogate: Toluene-d8	*10.3*			ug/L	*10.0*		*103*	*80-120*			

Client Name: Tetra Tech, Inc. - San Bernardino
Contact: Mark Feldman
Address: 301 E. Vanderbilt Way Suite 450
San Bernardino, CA 92408

Report Date: 22-Dec-2010

Project Name: Tetra-Tech Lockheed
Project Number: [none]

Work Order Number: A0L1368

Received on Ice (Y/N): Yes Temp: 3 °C

Volatile Organic Compounds by EPA 8260B - Batch Quality Control

Analyte(s)	Result	RDL	MDL	Units	Spike Level	Source Result	%REC	%REC Limits	RPD	RPD Limit	Flag
Batch 0L15070 - Purge and Trap											
LCS (0L15070-BS2)					Prepared & Analyzed: 12/15/10						
1,1-Dichloroethane	23.2	0.50	0.098	ug/L	25.0		92.7	70-130			
1,1-Dichloroethene	28.5	0.50	0.12	ug/L	25.0		114	70-130			
1,4-Dichlorobenzene	26.7	0.50	0.072	ug/L	25.0		107	70-130			
Benzene	24.9	0.50	0.14	ug/L	25.0		99.5	70-130			
Bromodichloromethane	28.6	0.50	0.11	ug/L	25.0		114	70-130			
Bromoform	26.5	1.0	0.50	ug/L	25.0		106	70-130			
Chloroform	27.1	0.50	0.46	ug/L	25.0		108	70-130			
Dibromochloromethane	25.8	0.50	0.37	ug/L	25.0		103	70-130			
Ethylbenzene	26.1	0.50	0.26	ug/L	25.0		104	70-130			
Methyl tert Butyl Ether	25.8	5.0	0.43	ug/L	25.0		103	70-130			
Tetrachloroethene	25.0	0.50	0.23	ug/L	25.0		100	70-130			
Toluene	27.6	0.50	0.22	ug/L	25.0		110	70-130			
Trichloroethene	26.3	0.50	0.26	ug/L	25.0		105	70-130			
Vinyl Chloride	26.0	0.50	0.13	ug/L	25.0		104	70-130			
Xylenes (m+p)	52.6	0.50	0.36	ug/L	50.0		105	70-130			
Xylenes (ortho)	26.6	0.50	0.41	ug/L	25.0		107	70-130			
Surrogate: 1,2-Dichloroethane-d4	*9.68*			ug/L	*10.0*		*96.8*	*80-124*			
Surrogate: Bromofluorobenzene	*11.5*			ug/L	*10.0*		*115*	*80-120*			
Surrogate: Toluene-d8	*10.4*			ug/L	*10.0*		*104*	*80-120*			
LCS Dup (0L15070-BSD1)					Prepared & Analyzed: 12/15/10						
1,1-Dichloroethane	22.8	0.50	0.098	ug/L	25.0		91.2	70-130	1.24	20	
1,1-Dichloroethene	28.8	0.50	0.12	ug/L	25.0		115	70-130	3.28	20	
1,4-Dichlorobenzene	26.1	0.50	0.072	ug/L	25.0		104	70-130	0.650	20	
Benzene	24.3	0.50	0.14	ug/L	25.0		97.3	70-130	0.205	20	
Bromodichloromethane	27.5	0.50	0.11	ug/L	25.0		110	70-130	0.435	20	
Bromoform	25.7	1.0	0.50	ug/L	25.0		103	70-130	2.08	20	
Chloroform	27.1	0.50	0.46	ug/L	25.0		108	70-130	0.370	20	
Dibromochloromethane	24.7	0.50	0.37	ug/L	25.0		98.9	70-130	1.29	20	
Ethylbenzene	25.2	0.50	0.26	ug/L	25.0		101	70-130	0.357	20	
Methyl tert Butyl Ether	25.7	5.0	0.43	ug/L	25.0		103	70-130	0.507	20	
Tetrachloroethene	23.8	0.50	0.23	ug/L	25.0		95.1	70-130	0.963	20	
Toluene	25.8	0.50	0.22	ug/L	25.0		103	70-130	0.540	20	
Trichloroethene	24.8	0.50	0.26	ug/L	25.0		99.4	70-130	0.646	20	
Vinyl Chloride	25.9	0.50	0.13	ug/L	25.0		104	70-130	4.06	20	
Xylenes (m+p)	51.0	0.50	0.36	ug/L	50.0		102	70-130	0.137	20	
Xylenes (ortho)	25.8	0.50	0.41	ug/L	25.0		103	70-130	0.116	20	

Client Name: Tetra Tech, Inc. - San Bernardino
Contact: Mark Feldman
Address: 301 E. Vanderbilt Way Suite 450
San Bernardino, CA 92408

Report Date: 22-Dec-2010

Project Name: Tetra-Tech Lockheed
Project Number: [none]

Work Order Number: A0L1368
Received on Ice (Y/N): Yes Temp: 3 °C

Volatile Organic Compounds by EPA 8260B - Batch Quality Control

Analyte(s)	Result	RDL	MDL	Units	Spike Level	Source Result	%REC	%REC Limits	RPD	RPD Limit	Flag
Batch 0L15070 - Purge and Trap											
LCS Dup (0L15070-BSD1)					Prepared & Analyzed: 12/15/10						
Surrogate: 1,2-Dichloroethane-d4	*9.89*			ug/L	*10.0*		*98.9*	*80-124*			
Surrogate: Bromofluorobenzene	*11.0*			ug/L	*10.0*		*110*	*80-120*			
Surrogate: Toluene-d8	*10.2*			ug/L	*10.0*		*102*	*80-120*			
LCS Dup (0L15070-BSD2)					Prepared & Analyzed: 12/15/10						
1,1-Dichloroethane	23.5	0.50	0.098	ug/L	25.0		93.8	70-130	1.24	20	
1,1-Dichloroethene	28.3	0.50	0.12	ug/L	25.0		113	70-130	0.951	20	
1,4-Dichlorobenzene	26.8	0.50	0.072	ug/L	25.0		107	70-130	0.598	20	
Benzene	26.0	0.50	0.14	ug/L	25.0		104	70-130	4.40	20	
Bromodichloromethane	28.9	0.50	0.11	ug/L	25.0		116	70-130	1.15	20	
Bromoform	26.5	1.0	0.50	ug/L	25.0		106	70-130	0.151	20	
Chloroform	27.8	0.50	0.46	ug/L	25.0		111	70-130	2.48	20	
Dibromochloromethane	25.9	0.50	0.37	ug/L	25.0		104	70-130	0.387	20	
Ethylbenzene	26.6	0.50	0.26	ug/L	25.0		106	70-130	1.97	20	
Methyl tert Butyl Ether	26.0	5.0	0.43	ug/L	25.0		104	70-130	0.579	20	
Tetrachloroethene	25.0	0.50	0.23	ug/L	25.0		99.9	70-130	0.240	20	
Toluene	27.8	0.50	0.22	ug/L	25.0		111	70-130	0.903	20	
Trichloroethene	26.3	0.50	0.26	ug/L	25.0		105	70-130	0.0760	20	
Vinyl Chloride	25.9	0.50	0.13	ug/L	25.0		104	70-130	0.347	20	
Xylenes (m+p)	53.9	0.50	0.36	ug/L	50.0		108	70-130	2.33	20	
Xylenes (ortho)	27.2	0.50	0.41	ug/L	25.0		109	70-130	1.93	20	
Surrogate: 1,2-Dichloroethane-d4	*9.70*			ug/L	*10.0*		*97.0*	*80-124*			
Surrogate: Bromofluorobenzene	*11.6*			ug/L	*10.0*		*116*	*80-120*			
Surrogate: Toluene-d8	*10.4*			ug/L	*10.0*		*104*	*80-120*			
Matrix Spike (0L15070-MS1)		**Source: A0L1475-03**			Prepared: 12/15/10		Analyzed: 12/16/10				
1,1-Dichloroethane	30.4	0.50	0.098	ug/L	25.0	5.22	101	70-130			
1,1-Dichloroethene	92.7	0.50	0.12	ug/L	25.0	60.3	130	70-130			
1,4-Dichlorobenzene	27.4	0.50	0.072	ug/L	25.0	ND	109	70-130			
Benzene	27.3	0.50	0.14	ug/L	25.0	ND	109	70-130			
Bromodichloromethane	30.8	0.50	0.11	ug/L	25.0	ND	123	70-130			
Bromoform	27.0	1.0	0.50	ug/L	25.0	ND	108	70-130			
Chloroform	31.3	0.50	0.46	ug/L	25.0	ND	125	70-130			
Dibromochloromethane	27.6	0.50	0.37	ug/L	25.0	ND	111	70-130			
Ethylbenzene	28.0	0.50	0.26	ug/L	25.0	ND	112	70-130			
Methyl tert Butyl Ether	25.4	5.0	0.43	ug/L	25.0	ND	102	70-130			
Tetrachloroethene	27.3	0.50	0.23	ug/L	25.0	ND	109	70-130			
Toluene	29.0	0.50	0.22	ug/L	25.0	ND	116	70-130			

Client Name: Tetra Tech, Inc. - San Bernardino
Contact: Mark Feldman
Address: 301 E. Vanderbilt Way Suite 450
San Bernardino, CA 92408

Report Date: 22-Dec-2010

Project Name: Tetra-Tech Lockheed
Project Number: [none]

Work Order Number: A0L1368

Received on Ice (Y/N): Yes Temp: 3 °C

Volatile Organic Compounds by EPA 8260B - Batch Quality Control

Analyte(s)	Result	RDL	MDL	Units	Spike Level	Source Result	%REC	%REC Limits	RPD	RPD Limit	Flag
Batch 0L15070 - Purge and Trap											
Matrix Spike (0L15070-MS1)		**Source: A0L1475-03**			Prepared: 12/15/10		Analyzed: 12/16/10				
Trichloroethene	30.9	0.50	0.26	ug/L	25.0	1.93	116	70-130			
Vinyl Chloride	40.0	0.50	0.13	ug/L	25.0	15.3	98.8	70-130			
Xylenes (m+p)	56.5	0.50	0.36	ug/L	50.0	ND	113	70-130			
Xylenes (ortho)	28.4	0.50	0.41	ug/L	25.0	ND	113	70-130			
Surrogate: 1,2-Dichloroethane-d4	*10.6*			ug/L	*10.0*		*106*	*80-124*			
Surrogate: Bromofluorobenzene	*11.5*			ug/L	*10.0*		*115*	*80-120*			
Surrogate: Toluene-d8	*10.2*			ug/L	*10.0*		*102*	*80-120*			
Matrix Spike (0L15070-MS2)		**Source: A0L1475-03**			Prepared: 12/15/10		Analyzed: 12/16/10				
1,1-Dichloroethane	28.6	0.50	0.098	ug/L	25.0	5.22	93.6	70-130			
1,1-Dichloroethene	86.3	0.50	0.12	ug/L	25.0	60.3	104	70-130			
1,4-Dichlorobenzene	26.0	0.50	0.072	ug/L	25.0	ND	104	70-130			
Benzene	25.8	0.50	0.14	ug/L	25.0	ND	103	70-130			
Bromodichloromethane	29.4	0.50	0.11	ug/L	25.0	ND	118	70-130			
Bromoform	25.9	1.0	0.50	ug/L	25.0	ND	104	70-130			
Chloroform	28.5	0.50	0.46	ug/L	25.0	ND	114	70-130			
Dibromochloromethane	26.6	0.50	0.37	ug/L	25.0	ND	107	70-130			
Ethylbenzene	26.6	0.50	0.26	ug/L	25.0	ND	106	70-130			
Methyl tert Butyl Ether	24.6	5.0	0.43	ug/L	25.0	ND	98.3	70-130			
Tetrachloroethene	25.9	0.50	0.23	ug/L	25.0	ND	104	70-130			
Toluene	27.8	0.50	0.22	ug/L	25.0	ND	111	70-130			
Trichloroethene	29.8	0.50	0.26	ug/L	25.0	1.93	112	70-130			
Vinyl Chloride	38.8	0.50	0.13	ug/L	25.0	15.3	94.1	70-130			
Xylenes (m+p)	53.7	0.50	0.36	ug/L	50.0	ND	107	70-130			
Xylenes (ortho)	27.0	0.50	0.41	ug/L	25.0	ND	108	70-130			
Surrogate: 1,2-Dichloroethane-d4	*10.5*			ug/L	*10.0*		*105*	*80-124*			
Surrogate: Bromofluorobenzene	*11.4*			ug/L	*10.0*		*114*	*80-120*			
Surrogate: Toluene-d8	*10.4*			ug/L	*10.0*		*104*	*80-120*			

E.S.BABCOCK&Sons,Inc.
Environmental Laboratories est 1906

Client Name: Tetra Tech, Inc. - San Bernardino
Contact: Mark Feldman
Address: 301 E. Vanderbilt Way Suite 450
San Bernardino, CA 92408

Report Date: 22-Dec-2010

Project Name: Tetra-Tech Lockheed
Project Number: [none]

Work Order Number: A0L1368

Received on Ice (Y/N): Yes Temp: 3 °C

Volatile Organic Compounds by EPA 8260B - Batch Quality Control

Analyte(s)	Result	RDL	MDL	Units	Spike Level	Source Result	%REC	%REC Limits	RPD	RPD Limit	Flag
Batch 0L15070 - Purge and Trap											
Matrix Spike Dup (0L15070-MSD1)		**Source: A0L1475-03**			Prepared: 12/15/10		Analyzed: 12/16/10				
1,1-Dichloroethane	29.3	0.50	0.098	ug/L	25.0	5.22	96.4	70-130	3.45	40	
1,1-Dichloroethene	87.0	0.50	0.12	ug/L	25.0	60.3	107	70-130	6.33	40	
1,4-Dichlorobenzene	26.9	0.50	0.072	ug/L	25.0	ND	108	70-130	1.73	40	
Benzene	26.5	0.50	0.14	ug/L	25.0	ND	106	70-130	3.20	40	
Bromodichloromethane	30.3	0.50	0.11	ug/L	25.0	ND	121	70-130	1.44	40	
Bromoform	26.6	1.0	0.50	ug/L	25.0	ND	107	70-130	1.34	40	
Chloroform	30.0	0.50	0.46	ug/L	25.0	ND	120	70-130	4.08	40	
Dibromochloromethane	27.4	0.50	0.37	ug/L	25.0	ND	110	70-130	0.654	40	
Ethylbenzene	27.5	0.50	0.26	ug/L	25.0	ND	110	70-130	2.09	40	
Methyl tert Butyl Ether	25.5	5.0	0.43	ug/L	25.0	ND	102	70-130	0.392	40	
Tetrachloroethene	26.4	0.50	0.23	ug/L	25.0	ND	106	70-130	3.16	40	
Toluene	28.5	0.50	0.22	ug/L	25.0	ND	114	70-130	1.57	40	
Trichloroethene	29.8	0.50	0.26	ug/L	25.0	1.93	111	70-130	3.69	40	
Vinyl Chloride	39.8	0.50	0.13	ug/L	25.0	15.3	98.2	70-130	0.351	40	
Xylenes (m+p)	55.4	0.50	0.36	ug/L	50.0	ND	111	70-130	1.91	40	
Xylenes (ortho)	28.0	0.50	0.41	ug/L	25.0	ND	112	70-130	1.21	40	
Surrogate: 1,2-Dichloroethane-d4	*10.4*			ug/L	*10.0*		*104*	*80-124*			
Surrogate: Bromofluorobenzene	*11.5*			ug/L	*10.0*		*115*	*80-120*			
Surrogate: Toluene-d8	*10.4*			ug/L	*10.0*		*104*	*80-120*			
Matrix Spike Dup (0L15070-MSD2)		**Source: A0L1475-03**			Prepared: 12/15/10		Analyzed: 12/16/10				
1,1-Dichloroethane	29.5	0.50	0.098	ug/L	25.0	5.22	97.3	70-130	3.20	40	
1,1-Dichloroethene	87.8	0.50	0.12	ug/L	25.0	60.3	110	70-130	1.68	40	
1,4-Dichlorobenzene	26.6	0.50	0.072	ug/L	25.0	ND	106	70-130	2.21	40	
Benzene	26.8	0.50	0.14	ug/L	25.0	ND	107	70-130	3.80	40	
Bromodichloromethane	30.0	0.50	0.11	ug/L	25.0	ND	120	70-130	1.82	40	
Bromoform	26.9	1.0	0.50	ug/L	25.0	ND	108	70-130	3.56	40	
Chloroform	29.4	0.50	0.46	ug/L	25.0	ND	117	70-130	2.94	40	
Dibromochloromethane	26.8	0.50	0.37	ug/L	25.0	ND	107	70-130	0.673	40	
Ethylbenzene	26.9	0.50	0.26	ug/L	25.0	ND	108	70-130	1.31	40	
Methyl tert Butyl Ether	26.0	5.0	0.43	ug/L	25.0	ND	104	70-130	5.46	40	
Tetrachloroethene	25.8	0.50	0.23	ug/L	25.0	ND	103	70-130	0.581	40	
Toluene	28.0	0.50	0.22	ug/L	25.0	ND	112	70-130	0.968	40	
Trichloroethene	29.6	0.50	0.26	ug/L	25.0	1.93	111	70-130	0.639	40	
Vinyl Chloride	40.2	0.50	0.13	ug/L	25.0	15.3	99.6	70-130	3.44	40	
Xylenes (m+p)	53.6	0.50	0.36	ug/L	50.0	ND	107	70-130	0.112	40	
Xylenes (ortho)	27.4	0.50	0.41	ug/L	25.0	ND	110	70-130	1.55	40	

Client Name: Tetra Tech, Inc. - San Bernardino
Contact: Mark Feldman
Address: 301 E. Vanderbilt Way Suite 450
San Bernardino, CA 92408

Report Date: 22-Dec-2010

Project Name: Tetra-Tech Lockheed
Project Number: [none]

Work Order Number: A0L1368

Received on Ice (Y/N): Yes Temp: 3 °C

Volatile Organic Compounds by EPA 8260B - Batch Quality Control

Analyte(s)	Result	RDL	MDL	Units	Spike Level	Source Result	%REC	%REC Limits	RPD	RPD Limit	Flag
Batch 0L15070 - Purge and Trap											
Matrix Spike Dup (0L15070-MSD2)		**Source: A0L1475-03**		Prepared: 12/15/10	Analyzed: 12/16/10						
Surrogate: 1,2-Dichloroethane-d4	*10.3*			ug/L	*10.0*		*103*	*80-124*			
Surrogate: Bromofluorobenzene	*11.4*			ug/L	*10.0*		*114*	*80-120*			
Surrogate: Toluene-d8	*10.3*			ug/L	*10.0*		*103*	*80-120*			
Batch 0L20036 - Purge and Trap											
Blank (0L20036-BLK1)				Prepared & Analyzed: 12/20/10							
1,1,1-Trichloroethane	ND	0.50	0.12	ug/L							
1,1,2,2-Tetrachloroethane	ND	0.50	0.29	ug/L							
1,1,2-Trichloroethane	ND	0.50	0.31	ug/L							
1,1-Dichloroethane	ND	0.50	0.098	ug/L							
1,1-Dichloroethene	ND	0.50	0.12	ug/L							
1,2,3-Trichloropropane	ND	0.50	0.29	ug/L							
1,2-Dichlorobenzene	ND	0.50	0.20	ug/L							
1,2-Dichloroethane	ND	0.50	0.21	ug/L							
1,2-Dichloropropane	ND	0.50	0.19	ug/L							
1,3-Dichlorobenzene	ND	0.50	0.15	ug/L							
1,4-Dichlorobenzene	ND	0.50	0.072	ug/L							
2-Butanone(MEK)	ND	3.0	1.2	ug/L							
2-Hexanone	ND	5.0	1.2	ug/L							
4-Methyl-2-Pentanone(MIBK)	ND	5.0	0.95	ug/L							
Acetone	ND	10	5.0	ug/L							
Benzene	ND	0.50	0.14	ug/L							
Bromodichloromethane	ND	0.50	0.11	ug/L							
Bromoform	ND	1.0	0.50	ug/L							
Bromomethane	ND	0.50	0.48	ug/L							
Carbon Disulfide	ND	0.50	0.36	ug/L							
Carbon Tetrachloride	ND	0.50	0.15	ug/L							
Chlorobenzene	ND	0.50	0.23	ug/L							
Chloroethane	ND	0.50	0.35	ug/L							
Chloroform	ND	0.50	0.46	ug/L							
Chloromethane	ND	0.50	0.36	ug/L							
cis-1,2-Dichloroethene	ND	0.50	0.18	ug/L							
cis-1,3-Dichloropropene	ND	0.50	0.30	ug/L							
Dibromochloromethane	ND	0.50	0.37	ug/L							
Ethylbenzene	ND	0.50	0.26	ug/L							
Methyl tert Butyl Ether	ND	5.0	0.43	ug/L							
Methylene Chloride	ND	3.0	0.15	ug/L							

Client Name: Tetra Tech, Inc. - San Bernardino
Contact: Mark Feldman
Address: 301 E. Vanderbilt Way Suite 450
San Bernardino, CA 92408

Report Date: 22-Dec-2010

Project Name: Tetra-Tech Lockheed
Project Number: [none]

Work Order Number: A0L1368

Received on Ice (Y/N): Yes Temp: 3 °C

Volatile Organic Compounds by EPA 8260B - Batch Quality Control

Analyte(s)	Result	RDL	MDL	Units	Spike Level	Source Result	%REC	%REC Limits	RPD	RPD Limit	Flag
Batch 0L20036 - Purge and Trap											
Blank (0L20036-BLK1)					Prepared & Analyzed: 12/20/10						
Styrene	ND	0.50	0.22	ug/L							
Tetrachloroethene	ND	0.50	0.23	ug/L							
Toluene	ND	0.50	0.22	ug/L							
trans-1,2-Dichloroethene	ND	0.50	0.10	ug/L							
trans-1,3-Dichloropropene	ND	0.50	0.24	ug/L							
Trichloroethene	ND	0.50	0.26	ug/L							
Trichlorofluoromethane	ND	5.0	0.16	ug/L							
Vinyl Acetate	ND	10	0.48	ug/L							
Vinyl Chloride	ND	0.50	0.13	ug/L							
Xylenes (m+p)	ND	0.50	0.36	ug/L							
Xylenes (ortho)	ND	0.50	0.41	ug/L							
1,4-Dioxane	ND	35	9.3	ug/L							
Surrogate: 1,2-Dichloroethane-d4	*11.0*			ug/L	*10.0*		*110*	*80-124*			
Surrogate: Bromofluorobenzene	*11.2*			ug/L	*10.0*		*112*	*80-120*			
Surrogate: Toluene-d8	*9.30*			ug/L	*10.0*		*93.0*	*80-120*			
LCS (0L20036-BS1)					Prepared & Analyzed: 12/20/10						
1,1-Dichloroethane	21.5	0.50	0.098	ug/L	25.0		86.0	70-130			
1,1-Dichloroethene	30.2	0.50	0.12	ug/L	25.0		121	70-130			
1,4-Dichlorobenzene	23.7	0.50	0.072	ug/L	25.0		94.8	70-130			
Benzene	23.5	0.50	0.14	ug/L	25.0		94.0	70-130			
Bromodichloromethane	27.4	0.50	0.11	ug/L	25.0		110	70-130			
Bromoform	24.9	1.0	0.50	ug/L	25.0		99.5	70-130			
Chloroform	28.0	0.50	0.46	ug/L	25.0		112	70-130			
Dibromochloromethane	24.7	0.50	0.37	ug/L	25.0		99.0	70-130			
Ethylbenzene	24.2	0.50	0.26	ug/L	25.0		97.0	70-130			
Methyl tert Butyl Ether	27.0	5.0	0.43	ug/L	25.0		108	70-130			
Tetrachloroethene	24.2	0.50	0.23	ug/L	25.0		96.8	70-130			
Toluene	25.1	0.50	0.22	ug/L	25.0		100	70-130			
Trichloroethene	23.6	0.50	0.26	ug/L	25.0		94.2	70-130			
Vinyl Chloride	23.1	0.50	0.13	ug/L	25.0		92.3	70-130			
Xylenes (m+p)	49.4	0.50	0.36	ug/L	50.0		98.9	70-130			
Xylenes (ortho)	25.0	0.50	0.41	ug/L	25.0		99.8	70-130			
Surrogate: 1,2-Dichloroethane-d4	*10.1*			ug/L	*10.0*		*101*	*80-124*			
Surrogate: Bromofluorobenzene	*11.4*			ug/L	*10.0*		*114*	*80-120*			
Surrogate: Toluene-d8	*10.0*			ug/L	*10.0*		*100*	*80-120*			

Client Name: Tetra Tech, Inc. - San Bernardino
Contact: Mark Feldman
Address: 301 E. Vanderbilt Way Suite 450
San Bernardino, CA 92408

Report Date: 22-Dec-2010

Project Name: Tetra-Tech Lockheed
Project Number: [none]

Work Order Number: A0L1368

Received on Ice (Y/N): Yes Temp: 3 °C

Volatile Organic Compounds by EPA 8260B - Batch Quality Control

Analyte(s)	Result	RDL	MDL	Units	Spike Level	Source Result	%REC	%REC Limits	RPD	RPD Limit	Flag
Batch 0L20036 - Purge and Trap											
LCS Dup (0L20036-BSD1)					Prepared & Analyzed: 12/20/10						
1,1-Dichloroethane	22.0	0.50	0.098	ug/L	25.0		88.0	70-130	2.34	20	
1,1-Dichloroethene	28.7	0.50	0.12	ug/L	25.0		115	70-130	5.30	20	
1,4-Dichlorobenzene	23.7	0.50	0.072	ug/L	25.0		94.7	70-130	0.0422	20	
Benzene	24.7	0.50	0.14	ug/L	25.0		99.0	70-130	5.14	20	
Bromodichloromethane	28.2	0.50	0.11	ug/L	25.0		113	70-130	2.95	20	
Bromoform	25.9	1.0	0.50	ug/L	25.0		104	70-130	4.17	20	
Chloroform	28.6	0.50	0.46	ug/L	25.0		115	70-130	2.40	20	
Dibromochloromethane	25.6	0.50	0.37	ug/L	25.0		102	70-130	3.34	20	
Ethylbenzene	23.4	0.50	0.26	ug/L	25.0		93.7	70-130	3.44	20	
Methyl tert Butyl Ether	25.8	5.0	0.43	ug/L	25.0		103	70-130	4.36	20	
Tetrachloroethene	22.8	0.50	0.23	ug/L	25.0		91.2	70-130	5.96	20	
Toluene	23.7	0.50	0.22	ug/L	25.0		95.0	70-130	5.45	20	
Trichloroethene	23.8	0.50	0.26	ug/L	25.0		95.1	70-130	0.972	20	
Vinyl Chloride	22.6	0.50	0.13	ug/L	25.0		90.4	70-130	2.10	20	
Xylenes (m+p)	47.9	0.50	0.36	ug/L	50.0		95.8	70-130	3.23	20	
Xylenes (ortho)	24.0	0.50	0.41	ug/L	25.0		96.2	70-130	3.72	20	
Surrogate: 1,2-Dichloroethane-d4	*10.7*			ug/L	*10.0*		*107*	*80-124*			
Surrogate: Bromofluorobenzene	*11.4*			ug/L	*10.0*		*114*	*80-120*			
Surrogate: Toluene-d8	*9.50*			ug/L	*10.0*		*95.0*	*80-120*			
Duplicate (0L20036-DUP1)				**Source: A0L1901-01**	Prepared & Analyzed: 12/20/10						
1,1,1,2-Tetrachloroethane	ND	0.50	0.14	ug/L		ND				40	
1,1,1-Trichloroethane	ND	0.50	0.12	ug/L		ND				40	
1,1,2,2-Tetrachloroethane	ND	0.50	0.29	ug/L		ND				40	
1,1,2-Trichloroethane	ND	0.50	0.31	ug/L		ND				40	
1,1-Dichloroethane	ND	0.50	0.098	ug/L		ND				40	
1,1-Dichloroethene	ND	0.50	0.12	ug/L		ND				40	
1,1-Dichloropropene	ND	0.50	0.14	ug/L		ND				40	
1,2,3-Trichloropropane	ND	0.50	0.29	ug/L		ND				40	
1,2,4-Trichlorobenzene	ND	0.50	0.34	ug/L		ND				40	
1,2-Dichlorobenzene	ND	0.50	0.20	ug/L		ND				40	
1,2-Dichloroethane	ND	0.50	0.21	ug/L		ND				40	
1,2-Dichloropropane	ND	0.50	0.19	ug/L		ND				40	
1,3-Dichlorobenzene	ND	0.50	0.15	ug/L		ND				40	
1,3-Dichloropropane	ND	0.50	0.22	ug/L		ND				40	
1,4-Dichlorobenzene	ND	0.50	0.072	ug/L		ND				40	
2,2-Dichloropropane	ND	0.50	0.49	ug/L		ND				40	

Client Name: Tetra Tech, Inc. - San Bernardino
Contact: Mark Feldman
Address: 301 E. Vanderbilt Way Suite 450
San Bernardino, CA 92408

Report Date: 22-Dec-2010

Project Name: Tetra-Tech Lockheed
Project Number: [none]

Work Order Number: A0L1368

Received on Ice (Y/N): Yes Temp: 3 °C

Volatile Organic Compounds by EPA 8260B - Batch Quality Control

Analyte(s)	Result	RDL	MDL	Units	Spike Level	Source Result	%REC	%REC Limits	RPD	RPD Limit	Flag
Batch 0L20036 - Purge and Trap											
Duplicate (0L20036-DUP1)			**Source: A0L1901-01**	Prepared & Analyzed: 12/20/10							
2-Butanone(MEK)	ND	3.0	1.2	ug/L		ND				40	
2-Hexanone	ND	5.0	1.2	ug/L		ND				40	
4-Methyl-2-Pentanone(MIBK)	ND	5.0	0.95	ug/L		ND				40	
Acetone	5.27	10	5.0	ug/L		5.36			1.69	40	J
Acetonitrile	ND	10	2.2	ug/L		ND				40	
Acrolein	ND	10	3.7	ug/L		ND				40	
Acrylonitrile	ND	10	3.3	ug/L		ND				40	
Allyl Chloride	ND	5.0	0.20	ug/L		ND				40	
Benzene	ND	0.50	0.14	ug/L		ND				40	
Bromochloromethane	ND	0.50	0.33	ug/L		ND				40	
Bromodichloromethane	0.330	0.50	0.11	ug/L		0.340			2.99	40	J
Bromoform	ND	1.0	0.50	ug/L		0.570				40	
Bromomethane	ND	0.50	0.48	ug/L		ND				40	
Carbon Disulfide	ND	0.50	0.36	ug/L		ND				40	
Carbon Tetrachloride	ND	0.50	0.15	ug/L		ND				40	
Chlorobenzene	ND	0.50	0.23	ug/L		ND				40	
Chloroethane	ND	0.50	0.35	ug/L		ND				40	
Chloroform	ND	0.50	0.46	ug/L		ND				40	
Chloromethane	ND	0.50	0.36	ug/L		ND				40	
Chloroprene	ND	10	0.21	ug/L		ND				40	
cis-1,2-Dichloroethene	ND	0.50	0.18	ug/L		ND				40	
cis-1,3-Dichloropropene	ND	0.50	0.30	ug/L		ND				40	
Dibromochloromethane	0.510	0.50	0.37	ug/L		0.540			5.71	40	
Dibromomethane	ND	0.50	0.16	ug/L		ND				40	
Dichlorodifluoromethane	ND	0.50	0.18	ug/L		ND				40	
Ethyl Methacrylate	ND	0.50	0.48	ug/L		ND				40	
Ethylbenzene	ND	0.50	0.26	ug/L		ND				40	
Iodomethane	ND	10	1.1	ug/L		ND				40	
Isobutyl Alcohol	ND	100	4.8	ug/L		ND				40	
Methacrylonitrile	ND	10	2.9	ug/L		ND				40	
Methyl Methacrylate	ND	5.0	0.96	ug/L		ND				40	
Methyl tert Butyl Ether	ND	5.0	0.43	ug/L		ND				40	
Methylene Chloride	0.300	3.0	0.15	ug/L		0.260			14.3	40	J
Naphthalene	ND	0.50	0.44	ug/L		ND				40	
Propionitrile	ND	200	3.7	ug/L		ND				40	
Styrene	ND	0.50	0.22	ug/L		ND				40	

Client Name: Tetra Tech, Inc. - San Bernardino
Contact: Mark Feldman
Address: 301 E. Vanderbilt Way Suite 450
San Bernardino, CA 92408

Report Date: 22-Dec-2010

Project Name: Tetra-Tech Lockheed
Project Number: [none]

Work Order Number: A0L1368

Received on Ice (Y/N): Yes Temp: 3 °C

Volatile Organic Compounds by EPA 8260B - Batch Quality Control

Analyte(s)	Result	RDL	MDL	Units	Spike Level	Source Result	%REC	%REC Limits	RPD	RPD Limit	Flag
Batch 0L20036 - Purge and Trap											
Duplicate (0L20036-DUP1)			**Source: A0L1901-01**	Prepared & Analyzed: 12/20/10							
Tetrachloroethene	ND	0.50	0.23	ug/L		ND				40	
Toluene	ND	0.50	0.22	ug/L		ND				40	
trans-1,2-Dichloroethene	ND	0.50	0.10	ug/L		ND				40	
trans-1,3-Dichloropropene	ND	0.50	0.24	ug/L		ND				40	
trans-1,4-Dichloro-2-butene	ND	5.0	0.58	ug/L		ND				40	
Trichloroethene	ND	0.50	0.26	ug/L		ND				40	
Trichlorofluoromethane	ND	5.0	0.16	ug/L		ND				40	
Vinyl Acetate	ND	10	0.48	ug/L		ND				40	
Vinyl Chloride	ND	0.50	0.13	ug/L		ND				40	
Xylenes (m+p)	ND	0.50	0.36	ug/L		ND				40	
Xylenes (ortho)	ND	0.50	0.41	ug/L		ND				40	
Xylenes (total)	ND	1.0	0.41	ug/L		ND				200	
Surrogate: 1,2-Dichloroethane-d4	*10.9*			ug/L	*10.0*		*109*	*80-124*			
Surrogate: Bromofluorobenzene	*11.2*			ug/L	*10.0*		*112*	*80-120*			
Surrogate: Toluene-d8	*9.46*			ug/L	*10.0*		*94.6*	*80-120*			
Matrix Spike (0L20036-MS1)			**Source: A0L1902-01**	Prepared & Analyzed: 12/20/10							
1,1-Dichloroethane	24.3	0.50	0.098	ug/L	25.0	ND	97.1	70-130			
1,1-Dichloroethene	31.8	0.50	0.12	ug/L	25.0	ND	127	70-130			
1,4-Dichlorobenzene	25.0	0.50	0.072	ug/L	25.0	ND	99.9	70-130			
Benzene	25.4	0.50	0.14	ug/L	25.0	ND	102	70-130			
Bromodichloromethane	30.2	0.50	0.11	ug/L	25.0	ND	121	70-130			
Bromoform	26.6	1.0	0.50	ug/L	25.0	0.600	104	70-130			
Chloroform	29.8	0.50	0.46	ug/L	25.0	ND	119	70-130			
Dibromochloromethane	26.0	0.50	0.37	ug/L	25.0	ND	104	70-130			
Ethylbenzene	24.9	0.50	0.26	ug/L	25.0	ND	99.6	70-130			
Methyl tert Butyl Ether	25.6	5.0	0.43	ug/L	25.0	ND	103	70-130			
Tetrachloroethene	25.5	0.50	0.23	ug/L	25.0	ND	102	70-130			
Toluene	27.3	0.50	0.22	ug/L	25.0	ND	109	70-130			
Trichloroethene	26.7	0.50	0.26	ug/L	25.0	ND	107	70-130			
Vinyl Chloride	25.9	0.50	0.13	ug/L	25.0	ND	103	70-130			
Xylenes (m+p)	51.3	0.50	0.36	ug/L	50.0	ND	103	70-130			
Xylenes (ortho)	26.4	0.50	0.41	ug/L	25.0	ND	106	70-130			
Surrogate: 1,2-Dichloroethane-d4	*10.0*			ug/L	*10.0*		*100*	*80-124*			
Surrogate: Bromofluorobenzene	*10.9*			ug/L	*10.0*		*109*	*80-120*			
Surrogate: Toluene-d8	*10.3*			ug/L	*10.0*		*103*	*80-120*			

E.S.BABCOCK&Sons,Inc.
Environmental Laboratories est 1906

Client Name: Tetra Tech, Inc. - San Bernardino
Contact: Mark Feldman
Address: 301 E. Vanderbilt Way Suite 450
San Bernardino, CA 92408

Report Date: 22-Dec-2010

Project Name: Tetra-Tech Lockheed
Project Number: [none]

Work Order Number: A0L1368

Received on Ice (Y/N): Yes Temp: 3 °C

Notes and Definitions

J	Estimated value
ND:	Analyte NOT DETECTED at or above the Method Detection Limit **(if MDL is reported)**, otherwise at or above the Reportable Detection Limit (RDL)
NR:	Not Reported
RDL:	Reportable Detection Limit
MDL:	Method Detection Limit

* / (Non-NELAP): NELAP does not offer accreditation for this analyte/method/matrix combination

Approval

Enclosed are the analytical results for the submitted sample(s). Babcock Laboratories certify the data presented as part of this report meet the minimum quality standards in the referenced analytical methods. Any exceptions have been noted. Babcock Laboratories and its officers and employees assume no responsibility and make no warranty, express or implied, for uses or interpretations made by any recipients, intended or unintended, of this report.

Lorenzo Rodriguez

Lorenzo (Z) Rodriguez

Project Manager

cc:

ESB_ mdl_PDF

E.S.BABCOCK&Sons,Inc.
Environmental Laboratories est 1906

Client Name: Tetra Tech, Inc. - San Bernardino
Contact: Mark Feldman
Address: 301 E. Vanderbilt Way Suite 450
San Bernardino, CA 92408

Report Date: 22-Dec-2010

Project Name: Tetra-Tech Lockheed
Project Number: [none]

Work Order Number: A0L1368

Received on Ice (Y/N): Yes Temp: 3 °C

CHAIN OF CUSTODY RECORD

DATE 12/13/10 PAGE 1 OF 1

SHIP TO: BABCOCK

TETRA TECH, INC.
301 E. Vanderbilt Way, Suite 450
San Bernardino, California 92408
Telephone: (909) 381-1674
FAX: (909) 889-1391

CLIENT: LMC

PROJECT NAME: Beaumont Site 1, Groundwater Sampling

PROJECT MANAGER: Chris Patrick

TC #: 262.95.01.0000.0002

SAMPLERS (Signature): Tiffany Bellard

TURN-AROUND TIME: Standard

OBSERVATIONS/COMMENTS: Please report data to MDL.

LINE ITEM	SAMPLE NO.	DATE	TIME	Perchlorate/Chlorate (332.0)	Sulfate/Nitrate/Chloride (300.0)	Nitrite (SM4500NO2B)	Alkalinity (SM2320B)	VOCs (8260B)	1,4 Dioxane (8270 c) (m)	Methane, Ethane, Ethene (RSK175)	DOC (5310.0)	Dissolved Manganese (6010)	FILTERED/UNFILTERED	MATRIX TYPE	CONTAINER TYPE	NUMBER OF CONTAINERS	PRESERVATIVE
1.	TB-121310	12/13/10	0800					X						W	G	2	HCl
2.	MW-105		0940					X						W	G	3	HCl
3.	MW-106		1046					X						W	P	3	HCl
4.	MW-106-DUP		1050					X						W	P	3	HCl
5.	MW-108		1236					X						W	P	3	HCl
6.	MW-109		1332					X						W	P	3	HCl
7.																	
8.																	
9.																	
10.																	

FILTERING: ☒ UNFILTERED ☐ FILTERED

MATRIX TYPE: S - Soil, M - Sediment, W - Water

CONTAINER TYPE: G - Glass Bottle/Jar, SS - Stainless Steel Sleeve, SB - Brass Sleeve, P - Plastic Bottle/Jar

PRESERVATIVES: (Water Only) HCL, NaOH, NR (None required), H_2SO_4

RELINQUISHED BY	SIGNATURE	TETRA TECH, INC.	DATE 12/13/10	TIME 1535	TOTAL NUMBER OF CONTAINERS ON THIS CHAIN OF CUSTODY: 17
RECEIVED BY	SIGNATURE	COMPANY	DATE 12/13/10	TIME 15:35	METHOD OF SHIPMENT/SHIPMENT NO.
RELINQUISHED BY	SIGNATURE	COMPANY	DATE	TIME	Special Shipping/Handling/Storage Requirements: 3°C
RECEIVED BY	SIGNATURE	COMPANY	DATE	TIME	

DISTRIBUTION: White and Pink = Tetra Tech, Inc. Canary = Laboratory

X:\GIS\ATT-MISC\COCR Site1_6-4-10.CDR

A0L1368 AB

E.S.BABCOCK&Sons,Inc.
Environmental Laboratories est 1906

Client Name: Tetra Tech, Inc. - San Bernardino
Contact: Mark Feldman
Address: 301 E. Vanderbilt Way Suite 450
San Bernardino, CA 92408

Report Date: 22-Dec-2010

Analytical Report: Page 1 of 13
Project Name: Tetra-Tech Lockheed
Project Number: [none]

Work Order Number: A0L1372

Received on Ice (Y/N): Yes Temp: 3 °C

Attached is the analytical report for the sample(s) received for your project. Below is a list of the individual sample descriptions with the corresponding laboratory number(s). Also, enclosed is a copy of the Chain of Custody document (if received with your sample(s)). Please note any unused portion of the sample(s) may be responsibly discarded after 30 days from the above report date, unless you have requested otherwise.

Thank you for the opportunity to serve your analytical needs. If you have any questions or concerns regarding this report please contact our client service department.

Sample Identification

Lab Sample #	Client Sample ID	Matrix	Date Sampled	By	Date Submitted	By
A0L1372-01	MW-105 Beaumont Site 1, Groundwater Sampling	Liquid	12/13/10 09:40	Mandy Selders	12/13/10 15:35	Mandy Selders
A0L1372-02	MW-106 Beaumont Site 1, Groundwater Sampling	Liquid	12/13/10 10:46	Mandy Selders	12/13/10 15:35	Mandy Selders
A0L1372-03	MW-106-DUP Beaumont Site 1, Groundwater Sampling	Liquid	12/13/10 10:50	Mandy Selders	12/13/10 15:35	Mandy Selders
A0L1372-04	MW-108 Beaumont Site 1, Groundwater Sampling	Liquid	12/13/10 12:36	Mandy Selders	12/13/10 15:35	Mandy Selders
A0L1372-05	MW-109 Beaumont Site 1, Groundwater Sampling	Liquid	12/13/10 13:32	Mandy Selders	12/13/10 15:35	Mandy Selders

E.S.BABCOCK&Sons,Inc.
Environmental Laboratories est 1906

Client Name: Tetra Tech, Inc. - San Bernardino
Contact: Mark Feldman
Address: 301 E. Vanderbilt Way Suite 450
San Bernardino, CA 92408

Report Date: 22-Dec-2010

Project Name: Tetra-Tech Lockheed
Project Number: [none]

Work Order Number: A0L1372

Received on Ice (Y/N): Yes Temp: 3 °C

Laboratory Reference Number
A0L1372-01

Sample Description	Matrix	Sampled Date/Time	Received Date/Time
MW-105 Beaumont Site 1, Groundwater Sampling	Liquid	12/13/10 09:40	12/13/10 15:35

Analyte(s)	Result	RDL	MDL	Units	Method	Analysis Date	Analyst	Flag
Solids								
Total Dissolved Solids	240	20	11	mg/L	SM 2540C	12/17/10 12:07	hgg	
Aggregate Organic Compounds								
Total Organic Carbon	0.73	0.70	0.36	mg/L	SM 5310B	12/21/10 03:40	cmd	
Dissolved Organic Carbon	0.80	0.70	0.36	mg/L	SM 5310B	12/16/10 22:46	cmd	N-TOC
General Inorganics								
Perchlorate	ND	0.10	0.071	ug/L*	EPA 332.0	12/15/10 17:45	sll	
Semivolatile Organic Compounds by EPA 8270C SIM								
1,4-Dioxane	32	0.20	0.10	ug/L	EPA8270C M	12/17/10 23:09	DF	

E.S.BABCOCK&Sons,Inc.
Environmental Laboratories est 1906

Client Name: Tetra Tech, Inc. - San Bernardino
Contact: Mark Feldman
Address: 301 E. Vanderbilt Way Suite 450
San Bernardino, CA 92408

Report Date: 22-Dec-2010

Project Name: Tetra-Tech Lockheed
Project Number: [none]

Work Order Number: A0L1372

Received on Ice (Y/N): Yes Temp: 3 °C

Laboratory Reference Number

A0L1372-02

Sample Description	Matrix	Sampled Date/Time	Received Date/Time
MW-106 Beaumont Site 1, Groundwater Sampling	Liquid	12/13/10 10:46	12/13/10 15:35

Analyte(s)	Result	RDL	MDL	Units	Method	Analysis Date	Analyst	Flag
Solids								
Total Dissolved Solids	380	20	11	mg/L	SM 2540C	12/17/10 12:07	hgg	
Aggregate Organic Compounds								
Total Organic Carbon	5.2	0.70	0.36	mg/L	SM 5310B	12/21/10 03:40	cmd	
Dissolved Organic Carbon	4.4	0.70	0.36	mg/L	SM 5310B	12/16/10 22:46	cmd	N-TOC
General Inorganics								
Perchlorate	ND	0.10	0.071	ug/L*	EPA 332.0	12/15/10 17:45	sll	
Semivolatile Organic Compounds by EPA 8270C SIM								
1,4-Dioxane	27	0.20	0.10	ug/L	EPA8270C M	12/17/10 23:43	DF	

E.S.BABCOCK&Sons,Inc.
Environmental Laboratories est 1906

Client Name: Tetra Tech, Inc. - San Bernardino
Contact: Mark Feldman
Address: 301 E. Vanderbilt Way Suite 450
San Bernardino, CA 92408

Report Date: 22-Dec-2010

Project Name: Tetra-Tech Lockheed
Project Number: [none]

Work Order Number: A0L1372

Received on Ice (Y/N): Yes Temp: 3 °C

Laboratory Reference Number
A0L1372-03

Sample Description	Matrix	Sampled Date/Time	Received Date/Time
MW-106-DUP Beaumont Site 1, Groundwater Sampling	Liquid	12/13/10 10:50	12/13/10 15:35

Analyte(s)	Result	RDL	MDL	Units	Method	Analysis Date	Analyst	Flag
Solids								
Total Dissolved Solids	390	20	11	mg/L	SM 2540C	12/17/10 12:07	hgg	
Aggregate Organic Compounds								
Total Organic Carbon	5.0	0.70	0.36	mg/L	SM 5310B	12/21/10 03:40	cmd	
Dissolved Organic Carbon	4.6	0.70	0.36	mg/L	SM 5310B	12/16/10 22:46	cmd	N-TOC
General Inorganics								
Perchlorate	ND	0.10	0.071	ug/L*	EPA 332.0	12/15/10 17:45	sll	
Semivolatile Organic Compounds by EPA 8270C SIM								
1,4-Dioxane	27	0.20	0.10	ug/L	EPA8270C M	12/18/10 00:17	DF	

E.S.BABCOCK&Sons,Inc.
Environmental Laboratories est 1906

Client Name: Tetra Tech, Inc. - San Bernardino
Contact: Mark Feldman
Address: 301 E. Vanderbilt Way Suite 450
San Bernardino, CA 92408

Report Date: 22-Dec-2010

Project Name: Tetra-Tech Lockheed
Project Number: [none]

Work Order Number: A0L1372

Received on Ice (Y/N): Yes Temp: 3 °C

Laboratory Reference Number

A0L1372-04

Sample Description	Matrix	Sampled Date/Time	Received Date/Time
MW-108 Beaumont Site 1, Groundwater Sampling	Liquid	12/13/10 12:36	12/13/10 15:35

Analyte(s)	Result	RDL	MDL	Units	Method	Analysis Date	Analyst	Flag
Solids								
Total Dissolved Solids	200	20	11	mg/L	SM 2540C	12/17/10 12:07	hgg	
Aggregate Organic Compounds								
Total Organic Carbon	ND	0.70	0.36	mg/L	SM 5310B	12/21/10 03:40	cmd	
Dissolved Organic Carbon	0.40	0.70	0.36	mg/L	SM 5310B	12/16/10 22:46	cmd	N-TOC, J
General Inorganics								
Perchlorate	75	0.10	0.071	ug/L*	EPA 332.0	12/15/10 17:45	sll	
Semivolatile Organic Compounds by EPA 8270C SIM								
1,4-Dioxane	30	0.20	0.10	ug/L	EPA8270C M	12/18/10 00:51	DF	

E.S.BABCOCK&Sons,Inc.
Environmental Laboratories est 1906

Client Name: Tetra Tech, Inc. - San Bernardino
Contact: Mark Feldman
Address: 301 E. Vanderbilt Way Suite 450
San Bernardino, CA 92408

Report Date: 22-Dec-2010

Project Name: Tetra-Tech Lockheed
Project Number: [none]

Work Order Number: A0L1372

Received on Ice (Y/N): Yes Temp: 3 °C

Laboratory Reference Number

A0L1372-05

Sample Description	Matrix	Sampled Date/Time	Received Date/Time
MW-109 Beaumont Site 1, Groundwater Sampling	Liquid	12/13/10 13:32	12/13/10 15:35

Analyte(s)	Result	RDL	MDL	Units	Method	Analysis Date	Analyst	Flag
Solids								
Total Dissolved Solids	230	20	11	mg/L	SM 2540C	12/17/10 12:07	hgg	
Aggregate Organic Compounds								
Total Organic Carbon	0.47	0.70	0.36	mg/L	SM 5310B	12/21/10 03:40	cmd	J
Dissolved Organic Carbon	0.40	0.70	0.36	mg/L	SM 5310B	12/16/10 22:46	cmd	N-TOC, J
General Inorganics								
Perchlorate	440	10	7.1	ug/L*	EPA 332.0	12/15/10 17:45	sll	
Semivolatile Organic Compounds by EPA 8270C SIM								
1,4-Dioxane	27	0.20	0.10	ug/L	EPA8270C M	12/18/10 01:25	DF	

Client Name: Tetra Tech, Inc. - San Bernardino
Contact: Mark Feldman
Address: 301 E. Vanderbilt Way Suite 450
San Bernardino, CA 92408

Report Date: 22-Dec-2010

Project Name: Tetra-Tech Lockheed
Project Number: [none]

Work Order Number: A0L1372

Received on Ice (Y/N): Yes Temp: 3 °C

Solids - Batch Quality Control

Analyte(s)	Result	RDL	MDL	Units	Spike Level	Source Result	%REC	%REC Limits	RPD	RPD Limit	Flag
Batch 0L17012 - Analyzed as received											
Blank (0L17012-BLK1)					Prepared & Analyzed: 12/17/10						
Total Dissolved Solids	ND	10	5.5	mg/L							
LCS (0L17012-BS2)					Prepared & Analyzed: 12/17/10						
Total Dissolved Solids	712	20	11	mg/L	746		95.4	90-110			
Duplicate (0L17012-DUP1)					**Source: A0L1218-01** Prepared & Analyzed: 12/17/10						
Total Dissolved Solids	231	20	11	mg/L		248			7.10	20	
Duplicate (0L17012-DUP2)					**Source: A0L1510-01** Prepared & Analyzed: 12/17/10						
Total Dissolved Solids	980	20	11	mg/L		933			4.91	20	

E.S.BABCOCK&Sons,Inc.
Environmental Laboratories est 1906

Client Name: Tetra Tech, Inc. - San Bernardino
Contact: Mark Feldman
Address: 301 E. Vanderbilt Way Suite 450
San Bernardino, CA 92408

Report Date: 22-Dec-2010

Project Name: Tetra-Tech Lockheed
Project Number: [none]

Work Order Number: A0L1372

Received on Ice (Y/N): Yes Temp: 3 °C

Aggregate Organic Compounds - Batch Quality Control

Analyte(s)	Result	RDL	MDL	Units	Spike Level	Source Result	%REC	%REC Limits	RPD	RPD Limit	Flag
Batch 0L15055 - As recieved											
Blank (0L15055-BLK1)					Prepared: 12/15/10 Analyzed: 12/16/10						
Dissolved Organic Carbon	ND	0.70	0.36	mg/L							
LCS (0L15055-BS1)					Prepared: 12/15/10 Analyzed: 12/16/10						
Dissolved Organic Carbon	4.13	0.70	0.36	mg/L	4.00		103	81.5-118			
Matrix Spike (0L15055-MS1)			**Source: A0L0937-01**		Prepared: 12/15/10 Analyzed: 12/16/10						
Dissolved Organic Carbon	9.43	0.70	0.36	mg/L	4.00	5.06	109	80-120			
Matrix Spike Dup (0L15055-MSD1)			**Source: A0L0937-01**		Prepared: 12/15/10 Analyzed: 12/16/10						
Dissolved Organic Carbon	9.26	0.70	0.36	mg/L	4.00	5.06	105	80-120	1.81	10	
Batch 0L16009 - As recieved											
Blank (0L16009-BLK1)					Prepared: 12/20/10 Analyzed: 12/21/10						
Total Organic Carbon	ND	0.70	0.36	mg/L							
Blank (0L16009-BLK2)					Prepared: 12/20/10 Analyzed: 12/21/10						
Total Organic Carbon	ND	0.70	0.36	mg/L							
LCS (0L16009-BS1)					Prepared: 12/20/10 Analyzed: 12/21/10						
Total Organic Carbon	3.91	0.70	0.36	mg/L	4.00		97.8	90-110			
LCS (0L16009-BS2)					Prepared: 12/20/10 Analyzed: 12/21/10						
Total Organic Carbon	3.96	0.70	0.36	mg/L	4.00		99.1	90-110			
Matrix Spike (0L16009-MS1)			**Source: A0L1260-01**		Prepared: 12/20/10 Analyzed: 12/21/10						
Total Organic Carbon	10.1	0.70	0.36	mg/L	4.00	5.85	106	80-120			

Client Name: Tetra Tech, Inc. - San Bernardino
Contact: Mark Feldman
Address: 301 E. Vanderbilt Way Suite 450
San Bernardino, CA 92408

Report Date: 22-Dec-2010

Analytical Report: Page 9 of 13
Project Name: Tetra-Tech Lockheed
Project Number: [none]

Work Order Number: A0L1372

Received on Ice (Y/N): Yes Temp: 3 °C

Aggregate Organic Compounds - Batch Quality Control

Analyte(s)	Result	RDL	MDL	Units	Spike Level	Source Result	%REC	%REC Limits	RPD	RPD Limit	Flag
Batch 0L16009 - As recieved											
Matrix Spike Dup (0L16009-MSD1)		**Source: A0L1260-01**			Prepared: 12/20/10	Analyzed: 12/21/10					
Total Organic Carbon	10.3	0.70	0.36	mg/L	4.00	5.85	112	80-120	2.15	10	

E.S.BABCOCK&Sons,Inc.
Environmental Laboratories est 1906

Client Name: Tetra Tech, Inc. - San Bernardino
Contact: Mark Feldman
Address: 301 E. Vanderbilt Way Suite 450
San Bernardino, CA 92408

Report Date: 22-Dec-2010

Project Name: Tetra-Tech Lockheed
Project Number: [none]

Work Order Number: A0L1372

Received on Ice (Y/N): Yes Temp: 3 °C

General Inorganics - Batch Quality Control

Analyte(s)	Result	RDL	MDL	Units	Spike Level	Source Result	%REC	%REC Limits	RPD	RPD Limit	Flag
Batch 0L14050 - Analyzed as received											
Blank (0L14050-BLK1)					Prepared: 12/14/10 Analyzed: 12/15/10						
Perchlorate	ND	0.10	0.071	ug/L*							
LCS (0L14050-BS1)					Prepared: 12/14/10 Analyzed: 12/15/10						
Perchlorate	5.16	0.10	0.071	ug/L*	5.00		103	80-120			
Duplicate (0L14050-DUP1)				**Source: A0L1190-01**	Prepared: 12/14/10 Analyzed: 12/15/10						
Perchlorate	25.6	0.10	0.071	ug/L*		26.0			1.70	20	
Matrix Spike (0L14050-MS1)				**Source: A0L1190-01**	Prepared: 12/14/10 Analyzed: 12/15/10						
Perchlorate	30.7	0.10	0.071	ug/L*	5.00	26.0	92.9	80-120			
Matrix Spike Dup (0L14050-MSD1)				**Source: A0L1190-01**	Prepared: 12/14/10 Analyzed: 12/15/10						
Perchlorate	30.5	0.10	0.071	ug/L*	5.00	26.0	89.9	80-120	0.482	20	

Client Name: Tetra Tech, Inc. - San Bernardino
Contact: Mark Feldman
Address: 301 E. Vanderbilt Way Suite 450
San Bernardino, CA 92408

Report Date: 22-Dec-2010

Project Name: Tetra-Tech Lockheed
Project Number: [none]

Work Order Number: A0L1372

Received on Ice (Y/N): Yes Temp: 3 °C

Semivolatile Organic Compounds by EPA 8270C SIM - Batch Quality Control

Analyte(s)	Result	RDL	MDL	Units	Spike Level	Source Result	%REC	%REC Limits	RPD	RPD Limit	Flag
Batch 0L14010 - EPA 3520C											
Blank (0L14010-BLK1)					Prepared: 12/14/10 Analyzed: 12/17/10						
1,4-Dioxane	ND	0.20	0.10	ug/L							
LCS (0L14010-BS1)					Prepared: 12/14/10 Analyzed: 12/17/10						
1,4-Dioxane	0.510	0.20	0.10	ug/L	0.500		102	85-127			
LCS Dup (0L14010-BSD1)					Prepared: 12/14/10 Analyzed: 12/17/10						
1,4-Dioxane	0.515	0.20	0.10	ug/L	0.500		103	85-127	0.976	20	
Matrix Spike (0L14010-MS1)			**Source: A0L1071-01**		Prepared: 12/14/10 Analyzed: 12/17/10						
1,4-Dioxane	0.910	0.20	0.10	ug/L	0.500	0.430	96.0	63-142			
Matrix Spike Dup (0L14010-MSD1)			**Source: A0L1071-01**		Prepared: 12/14/10 Analyzed: 12/17/10						
1,4-Dioxane	0.925	0.20	0.10	ug/L	0.500	0.430	99.0	63-142	1.63	40	

Client Name: Tetra Tech, Inc. - San Bernardino
Contact: Mark Feldman
Address: 301 E. Vanderbilt Way Suite 450
San Bernardino, CA 92408

Report Date: 22-Dec-2010

Project Name: Tetra-Tech Lockheed
Project Number: [none]

Work Order Number: A0L1372

Received on Ice (Y/N): Yes Temp: 3 °C

Notes and Definitions

J	Estimated value
N-TOCd	Sample filtered and preserved at laboratory after 15 minute regulatory holding time.
ND:	Analyte NOT DETECTED at or above the Method Detection Limit **(if MDL is reported)**, otherwise at or above the Reportable Detection Limit (RDL)
NR:	Not Reported
RDL:	Reportable Detection Limit
MDL:	Method Detection Limit

* / (Non-NELAP): NELAP does not offer accreditation for this analyte/method/matrix combination

Approval

Enclosed are the analytical results for the submitted sample(s). Babcock Laboratories certify the data presented as part of this report meet the minimum quality standards in the referenced analytical methods. Any exceptions have been noted. Babcock Laboratories and its officers and employees assume no responsibility and make no warranty, express or implied, for uses or interpretations made by any recipients, intended or unintended, of this report.

Lorenzo Rodriguez

Lorenzo (Z) Rodriguez

Project Manager

cc:

ESB_ mdl_PDF

E.S.BABCOCK&Sons,Inc.
Environmental Laboratories est 1906

Client Name: Tetra Tech, Inc. - San Bernardino
Contact: Mark Feldman
Address: 301 E. Vanderbilt Way Suite 450
San Bernardino, CA 92408

Report Date: 22-Dec-2010

Analytical Report: Page 13 of 13
Project Name: Tetra-Tech Lockheed
Project Number: [none]

Work Order Number: A0L1372

Received on Ice (Y/N): Yes Temp: 3 °C

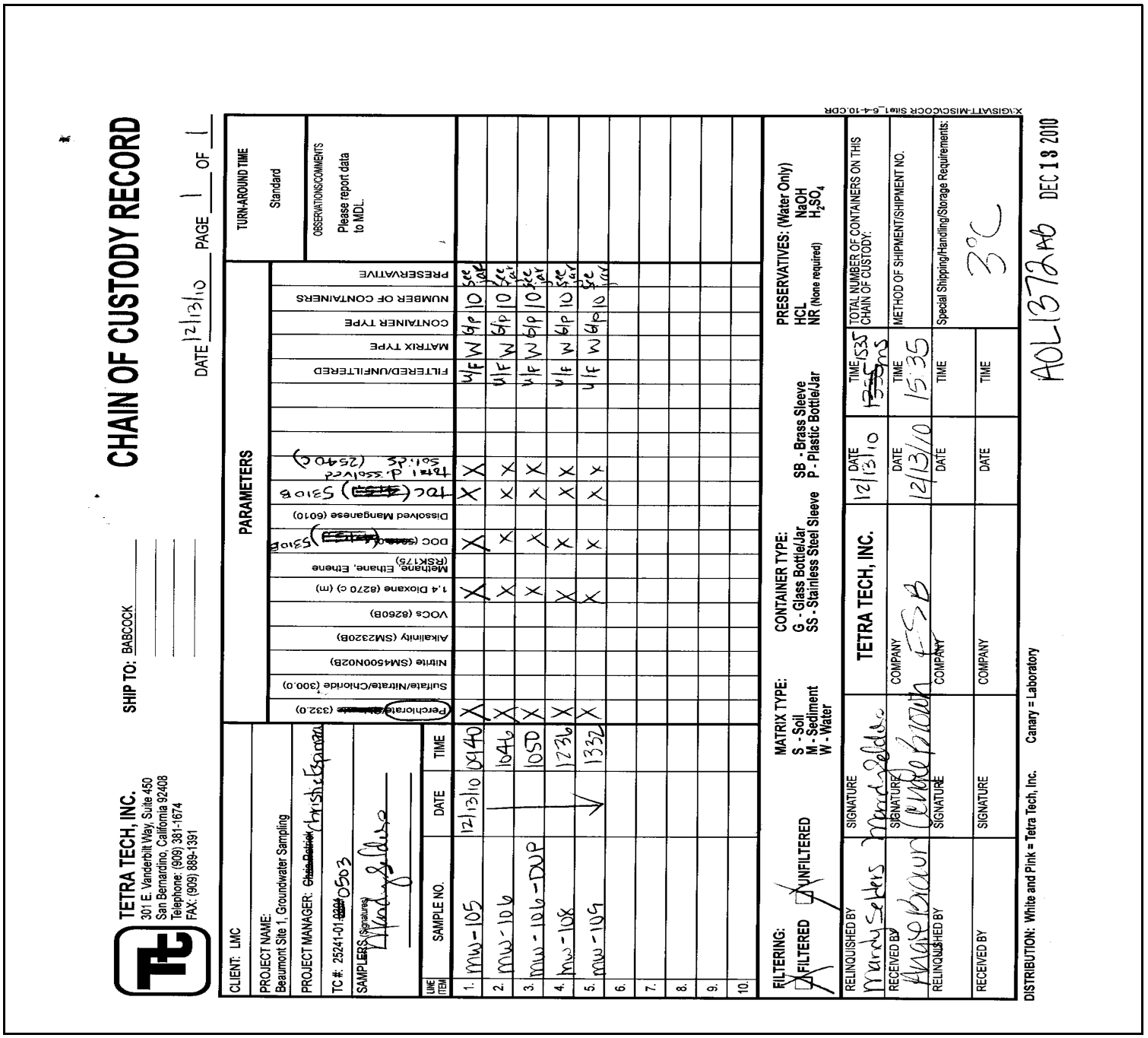

TETRA TECH, INC.
301 E. Vanderbilt Way, Suite 450
San Bernardino, California 92408
Telephone: (909) 381-1674
FAX: (909) 889-1391

SHIP TO: BABCOCK

CHAIN OF CUSTODY RECORD

DATE 12/13/10 PAGE 1 OF 1

CLIENT: LMC
PROJECT NAME: Beaumont Site 1, Groundwater Sampling
PROJECT MANAGER: ~~Chris Patrick~~ Christie Espinoza
TC #: 25241-01-~~0304~~ 0503
SAMPLERS (Signatures) Mandy Selders

TURN-AROUND TIME: Standard

OBSERVATIONS/COMMENTS: Please report data to MDL.

PARAMETERS

LINE ITEM	SAMPLE NO.	DATE	TIME	Perchlorate (332.0)	Sulfate/Nitrate/Chloride (300.0)	Nitrite (SM4500N02B)	Alkalinity (SM2320B)	VOCs (8260B)	1,4 Dioxane (8270 c) (m)	Methane, Ethane, Ethene (RSK175)	DOC (5310B)	Dissolved Manganese (6010)	TOC (5310B)	Total dissolved Solids (2540 C)				FILTERED/UNFILTERED	MATRIX TYPE	CONTAINER TYPE	NUMBER OF CONTAINERS	PRESERVATIVE	
1.	MW-105	12/13/10	0940	X					X		X		X	X				U/F	W	G/P	10	see jar	
2.	MW-106	↓	1046	X					X		X		X	X				U/F	W	G/P	10	see jar	
3.	MW-106-DUP	↓	1050	X					X		X		X	X				U/F	W	G/P	10	see jar	
4.	MW-108	↓	1236	X					X		X		X	X				U/F	W	G/P	10	see jar	
5.	MW-109	↓	1332	X					X		X		X	X				U/F	W	G/P	10	see jar	
6.																							
7.																							
8.																							
9.																							
10.																							

FILTERING: ☒ FILTERED ☒ UNFILTERED

MATRIX TYPE: S - Soil, M - Sediment, W - Water

CONTAINER TYPE: G - Glass Bottle/Jar, SS - Stainless Steel Sleeve, SB - Brass Sleeve, P - Plastic Bottle/Jar

PRESERVATIVES: (Water Only) HCL, NR (None required), NaOH, H_2SO_4

RELINQUISHED BY	SIGNATURE		DATE	TIME	
Mandy Selders	Mandy Selders	TETRA TECH, INC.	12/13/10	~~1335~~ 1535 ms	TOTAL NUMBER OF CONTAINERS ON THIS CHAIN OF CUSTODY:
RECEIVED BY	SIGNATURE	COMPANY	DATE	TIME	METHOD OF SHIPMENT/SHIPMENT NO.
Angie Brown	Angie Brown	ESB	12/13/10	15:35	
RELINQUISHED BY	SIGNATURE	COMPANY	DATE	TIME	Special Shipping/Handling/Storage Requirements:
RECEIVED BY	SIGNATURE	COMPANY	DATE	TIME	3°C

DISTRIBUTION: White and Pink = Tetra Tech, Inc. Canary = Laboratory

A0L1372AB DEC 13 2010

X:\GIS\ATT-MISC\COCR Site1_6-4-10.CDR

mailing
P.O Box 432
Riverside, CA 92502-0432

location
6100 Quail Valley Court
Riverside, CA 92507-0704

P 951 653 3351
F 951 653 1662
www.babcocklabs.com

NELAP no, 02101CA
CA ELAP no. 1156
EPA no. CA00102

E.S.BABCOCK&Sons,Inc.
Environmental Laboratories est 1906

Client Name: Tetra Tech, Inc. - San Bernardino
Contact: Mark Feldman
Address: 301 E. Vanderbilt Way Suite 450
San Bernardino, CA 92408

Report Date: 22-Dec-2010

Analytical Report: Page 1 of 22
Project Name: Tetra-Tech Lockheed
Project Number: [none]

Work Order Number: A0L1475

Received on Ice (Y/N): Yes Temp: 3 °C

Attached is the analytical report for the sample(s) received for your project. Below is a list of the individual sample descriptions with the corresponding laboratory number(s). Also, enclosed is a copy of the Chain of Custody document (if received with your sample(s)). Please note any unused portion of the sample(s) may be responsibly discarded after 30 days from the above report date, unless you have requested otherwise.

Thank you for the opportunity to serve your analytical needs. If you have any questions or concerns regarding this report please contact our client service department.

Sample Identification

Lab Sample #	Client Sample ID	Matrix	Date Sampled	By	Date Submitted	By
A0L1475-01	TB-121410 Beaumont Site 1, Groundwater Sampling	Liquid	12/14/10 08:00	Mandy Selders	12/14/10 14:20	Mandy Selders
A0L1475-02	MW-107 Beaumont Site 1, Groundwater Sampling	Liquid	12/14/10 09:39	Mandy Selders	12/14/10 14:20	Mandy Selders
A0L1475-03	MW-104 Beaumont Site 1, Groundwater Sampling	Liquid	12/14/10 11:05	Mandy Selders	12/14/10 14:20	Mandy Selders
A0L1475-04	MW-103 Beaumont Site 1, Groundwater Sampling	Liquid	12/14/10 12:54	Mandy Selders	12/14/10 14:20	Mandy Selders

Client Name: Tetra Tech, Inc. - San Bernardino
Contact: Mark Feldman
Address: 301 E. Vanderbilt Way Suite 450
San Bernardino, CA 92408

Report Date: 22-Dec-2010

Project Name: Tetra-Tech Lockheed
Project Number: [none]

Work Order Number: A0L1475

Received on Ice (Y/N): Yes Temp: 3 °C

Laboratory Reference Number
A0L1475-01

Sample Description	Matrix	Sampled Date/Time	Received Date/Time
TB-121410 Beaumont Site 1, Groundwater Sampling	Liquid	12/14/10 08:00	12/14/10 14:20

Analyte(s)	Result	RDL	MDL	Units	Method	Analysis Date	Analyst	Flag
Volatile Organic Compounds by EPA 8260B								
1,1,1-Trichloroethane	ND	0.50	0.12	ug/L	8260B_SIM	12/16/10 04:42	jes	
1,1,2,2-Tetrachloroethane	ND	0.50	0.29	ug/L	8260B_SIM	12/16/10 04:42	jes	
1,1,2-Trichloroethane	ND	0.50	0.31	ug/L	8260B_SIM	12/16/10 04:42	jes	
1,1-Dichloroethane	ND	0.50	0.098	ug/L	8260B_SIM	12/16/10 04:42	jes	
1,1-Dichloroethene	0.13	0.50	0.12	ug/L	8260B_SIM	12/16/10 04:42	jes	J
1,2,3-Trichloropropane	ND	0.50	0.29	ug/L	8260B_SIM	12/16/10 04:42	jes	
1,2-Dichlorobenzene	ND	0.50	0.20	ug/L	8260B_SIM	12/16/10 04:42	jes	
1,2-Dichloroethane	ND	0.50	0.21	ug/L	8260B_SIM	12/16/10 04:42	jes	
1,2-Dichloropropane	ND	0.50	0.19	ug/L	8260B_SIM	12/16/10 04:42	jes	
1,3-Dichlorobenzene	ND	0.50	0.15	ug/L	8260B_SIM	12/16/10 04:42	jes	
1,4-Dichlorobenzene	ND	0.50	0.072	ug/L	8260B_SIM	12/16/10 04:42	jes	
2-Butanone(MEK)	ND	3.0	1.2	ug/L	8260B_SIM	12/16/10 04:42	jes	
2-Hexanone	ND	5.0	1.2	ug/L	8260B_SIM	12/16/10 04:42	jes	
4-Methyl-2-Pentanone(MIBK)	ND	5.0	0.95	ug/L	8260B_SIM	12/16/10 04:42	jes	
Acetone	ND	10	5.0	ug/L	8260B_SIM	12/16/10 04:42	jes	
Benzene	ND	0.50	0.14	ug/L	8260B_SIM	12/16/10 04:42	jes	
Bromodichloromethane	ND	0.50	0.11	ug/L	8260B_SIM	12/16/10 04:42	jes	
Bromoform	ND	1.0	0.50	ug/L	8260B_SIM	12/16/10 04:42	jes	
Bromomethane	ND	0.50	0.48	ug/L	8260B_SIM	12/16/10 04:42	jes	
Carbon Disulfide	ND	0.50	0.36	ug/L	8260B_SIM	12/16/10 04:42	jes	
Carbon Tetrachloride	ND	0.50	0.15	ug/L	8260B_SIM	12/16/10 04:42	jes	
Chlorobenzene	ND	0.50	0.23	ug/L	8260B_SIM	12/16/10 04:42	jes	
Chloroethane	ND	0.50	0.35	ug/L	8260B_SIM	12/16/10 04:42	jes	
Chloroform	ND	0.50	0.46	ug/L	8260B_SIM	12/16/10 04:42	jes	
Chloromethane	ND	0.50	0.36	ug/L	8260B_SIM	12/16/10 04:42	jes	
cis-1,2-Dichloroethene	ND	0.50	0.18	ug/L	8260B_SIM	12/16/10 04:42	jes	
cis-1,3-Dichloropropene	ND	0.50	0.30	ug/L	8260B_SIM	12/16/10 04:42	jes	
Dibromochloromethane	ND	0.50	0.37	ug/L	8260B_SIM	12/16/10 04:42	jes	
Ethylbenzene	ND	0.50	0.26	ug/L	8260B_SIM	12/16/10 04:42	jes	
Methyl tert Butyl Ether	ND	5.0	0.43	ug/L	8260B_SIM	12/16/10 04:42	jes	
Methylene Chloride	ND	3.0	0.15	ug/L	8260B_SIM	12/16/10 04:42	jes	
Styrene	ND	0.50	0.22	ug/L	8260B_SIM	12/16/10 04:42	jes	
Tetrachloroethene	ND	0.50	0.23	ug/L	8260B_SIM	12/16/10 04:42	jes	

E.S.BABCOCK&Sons,Inc.
Environmental Laboratories est 1906

Client Name: Tetra Tech, Inc. - San Bernardino
Contact: Mark Feldman
Address: 301 E. Vanderbilt Way Suite 450
San Bernardino, CA 92408

Report Date: 22-Dec-2010

Project Name: Tetra-Tech Lockheed
Project Number: [none]

Work Order Number: A0L1475

Received on Ice (Y/N): Yes Temp: 3 °C

Laboratory Reference Number
A0L1475-01

Sample Description	Matrix	Sampled Date/Time	Received Date/Time
TB-121410 Beaumont Site 1, Groundwater Sampling	Liquid	12/14/10 08:00	12/14/10 14:20

Analyte(s)	Result	RDL	MDL	Units	Method	Analysis Date	Analyst	Flag
Volatile Organic Compounds by EPA 8260B								
Toluene	ND	0.50	0.22	ug/L	8260B_SIM	12/16/10 04:42	jes	
trans-1,2-Dichloroethene	ND	0.50	0.10	ug/L	8260B_SIM	12/16/10 04:42	jes	
trans-1,3-Dichloropropene	ND	0.50	0.24	ug/L	8260B_SIM	12/16/10 04:42	jes	
Trichloroethene	ND	0.50	0.26	ug/L	8260B_SIM	12/16/10 04:42	jes	
Trichlorofluoromethane	ND	5.0	0.16	ug/L	8260B_SIM	12/16/10 04:42	jes	
Vinyl Acetate	ND	10	0.48	ug/L	8260B_SIM	12/16/10 04:42	jes	
Vinyl Chloride	ND	0.50	0.13	ug/L	8260B_SIM	12/16/10 04:42	jes	
Xylenes (m+p)	ND	0.50	0.36	ug/L	8260B_SIM	12/16/10 04:42	jes	
Xylenes (ortho)	ND	0.50	0.41	ug/L	8260B_SIM	12/16/10 04:42	jes	
1,4-Dioxane	ND	35	9.3	ug/L	8260B_SIM	12/16/10 04:42	jes	
Surrogate: 1,2-Dichloroethane-d4	109 %	80-124			EPA 8260B	12/16/10 04:42	jes	
Surrogate: Bromofluorobenzene	112 %	80-120			EPA 8260B	12/16/10 04:42	jes	
Surrogate: Toluene-d8	102 %	80-120			EPA 8260B	12/16/10 04:42	jes	

Client Name: Tetra Tech, Inc. - San Bernardino
Contact: Mark Feldman
Address: 301 E. Vanderbilt Way Suite 450
San Bernardino, CA 92408

Report Date: 22-Dec-2010

Project Name: Tetra-Tech Lockheed
Project Number: [none]

Work Order Number: A0L1475

Received on Ice (Y/N): Yes Temp: 3 °C

Laboratory Reference Number
A0L1475-02

Sample Description	Matrix	Sampled Date/Time	Received Date/Time
MW-107 Beaumont Site 1, Groundwater Sampling	Liquid	12/14/10 09:39	12/14/10 14:20

Analyte(s)	Result	RDL	MDL	Units	Method	Analysis Date	Analyst	Flag
Volatile Organic Compounds by EPA 8260B								
1,1,1-Trichloroethane	ND	0.50	0.12	ug/L	8260B_SIM	12/16/10 05:20	jes	
1,1,2,2-Tetrachloroethane	ND	0.50	0.29	ug/L	8260B_SIM	12/16/10 05:20	jes	
1,1,2-Trichloroethane	ND	0.50	0.31	ug/L	8260B_SIM	12/16/10 05:20	jes	
1,1-Dichloroethane	0.90	0.50	0.098	ug/L	8260B_SIM	12/16/10 05:20	jes	
1,1-Dichloroethene	11	0.50	0.12	ug/L	8260B_SIM	12/16/10 05:20	jes	
1,2,3-Trichloropropane	ND	0.50	0.29	ug/L	8260B_SIM	12/16/10 05:20	jes	
1,2-Dichlorobenzene	ND	0.50	0.20	ug/L	8260B_SIM	12/16/10 05:20	jes	
1,2-Dichloroethane	ND	0.50	0.21	ug/L	8260B_SIM	12/16/10 05:20	jes	
1,2-Dichloropropane	ND	0.50	0.19	ug/L	8260B_SIM	12/16/10 05:20	jes	
1,3-Dichlorobenzene	ND	0.50	0.15	ug/L	8260B_SIM	12/16/10 05:20	jes	
1,4-Dichlorobenzene	ND	0.50	0.072	ug/L	8260B_SIM	12/16/10 05:20	jes	
2-Butanone(MEK)	ND	3.0	1.2	ug/L	8260B_SIM	12/16/10 05:20	jes	
2-Hexanone	ND	5.0	1.2	ug/L	8260B_SIM	12/16/10 05:20	jes	
4-Methyl-2-Pentanone(MIBK)	ND	5.0	0.95	ug/L	8260B_SIM	12/16/10 05:20	jes	
Acetone	6.2	10	5.0	ug/L	8260B_SIM	12/16/10 05:20	jes	J
Benzene	ND	0.50	0.14	ug/L	8260B_SIM	12/16/10 05:20	jes	
Bromodichloromethane	ND	0.50	0.11	ug/L	8260B_SIM	12/16/10 05:20	jes	
Bromoform	ND	1.0	0.50	ug/L	8260B_SIM	12/16/10 05:20	jes	
Bromomethane	ND	0.50	0.48	ug/L	8260B_SIM	12/16/10 05:20	jes	
Carbon Disulfide	ND	0.50	0.36	ug/L	8260B_SIM	12/16/10 05:20	jes	
Carbon Tetrachloride	ND	0.50	0.15	ug/L	8260B_SIM	12/16/10 05:20	jes	
Chlorobenzene	ND	0.50	0.23	ug/L	8260B_SIM	12/16/10 05:20	jes	
Chloroethane	ND	0.50	0.35	ug/L	8260B_SIM	12/16/10 05:20	jes	
Chloroform	ND	0.50	0.46	ug/L	8260B_SIM	12/16/10 05:20	jes	
Chloromethane	ND	0.50	0.36	ug/L	8260B_SIM	12/16/10 05:20	jes	
cis-1,2-Dichloroethene	2.8	0.50	0.18	ug/L	8260B_SIM	12/16/10 05:20	jes	
cis-1,3-Dichloropropene	ND	0.50	0.30	ug/L	8260B_SIM	12/16/10 05:20	jes	
Dibromochloromethane	ND	0.50	0.37	ug/L	8260B_SIM	12/16/10 05:20	jes	
Ethylbenzene	ND	0.50	0.26	ug/L	8260B_SIM	12/16/10 05:20	jes	
Methyl tert Butyl Ether	ND	5.0	0.43	ug/L	8260B_SIM	12/16/10 05:20	jes	
Methylene Chloride	ND	3.0	0.15	ug/L	8260B_SIM	12/16/10 05:20	jes	
Styrene	ND	0.50	0.22	ug/L	8260B_SIM	12/16/10 05:20	jes	
Tetrachloroethene	ND	0.50	0.23	ug/L	8260B_SIM	12/16/10 05:20	jes	

E.S.BABCOCK&Sons,Inc.
Environmental Laboratories est 1906

Client Name: Tetra Tech, Inc. - San Bernardino
Contact: Mark Feldman
Address: 301 E. Vanderbilt Way Suite 450
San Bernardino, CA 92408

Report Date: 22-Dec-2010

Project Name: Tetra-Tech Lockheed
Project Number: [none]

Work Order Number: A0L1475

Received on Ice (Y/N): Yes Temp: 3 °C

Laboratory Reference Number
A0L1475-02

Sample Description	Matrix	Sampled Date/Time	Received Date/Time
MW-107 Beaumont Site 1, Groundwater Sampling	Liquid	12/14/10 09:39	12/14/10 14:20

Analyte(s)	Result	RDL	MDL	Units	Method	Analysis Date	Analyst	Flag
Volatile Organic Compounds by EPA 8260B								
Toluene	ND	0.50	0.22	ug/L	8260B_SIM	12/16/10 05:20	jes	
trans-1,2-Dichloroethene	1.2	0.50	0.10	ug/L	8260B_SIM	12/16/10 05:20	jes	
trans-1,3-Dichloropropene	ND	0.50	0.24	ug/L	8260B_SIM	12/16/10 05:20	jes	
Trichloroethene	9.6	0.50	0.26	ug/L	8260B_SIM	12/16/10 05:20	jes	
Trichlorofluoromethane	ND	5.0	0.16	ug/L	8260B_SIM	12/16/10 05:20	jes	
Vinyl Acetate	ND	10	0.48	ug/L	8260B_SIM	12/16/10 05:20	jes	
Vinyl Chloride	ND	0.50	0.13	ug/L	8260B_SIM	12/16/10 05:20	jes	
Xylenes (m+p)	ND	0.50	0.36	ug/L	8260B_SIM	12/16/10 05:20	jes	
Xylenes (ortho)	ND	0.50	0.41	ug/L	8260B_SIM	12/16/10 05:20	jes	
1,4-Dioxane	ND	35	9.3	ug/L	8260B_SIM	12/16/10 05:20	jes	
Surrogate: 1,2-Dichloroethane-d4	109	% 80-124			EPA 8260B	12/16/10 05:20	jes	
Surrogate: Bromofluorobenzene	109	% 80-120			EPA 8260B	12/16/10 05:20	jes	
Surrogate: Toluene-d8	102	% 80-120			EPA 8260B	12/16/10 05:20	jes	

Client Name: Tetra Tech, Inc. - San Bernardino
Contact: Mark Feldman
Address: 301 E. Vanderbilt Way Suite 450
San Bernardino, CA 92408

Report Date: 22-Dec-2010

Project Name: Tetra-Tech Lockheed
Project Number: [none]

Work Order Number: A0L1475

Received on Ice (Y/N): Yes Temp: 3 °C

Laboratory Reference Number
A0L1475-03

Sample Description	Matrix	Sampled Date/Time	Received Date/Time
MW-104 Beaumont Site 1, Groundwater Sampling	Liquid	12/14/10 11:05	12/14/10 14:20

Analyte(s)	Result	RDL	MDL	Units	Method	Analysis Date	Analyst	Flag
Volatile Organic Compounds by EPA 8260B								
1,1,1-Trichloroethane	ND	0.50	0.12	ug/L	8260B_SIM	12/16/10 09:04	jes	
1,1,2,2-Tetrachloroethane	ND	0.50	0.29	ug/L	8260B_SIM	12/16/10 09:04	jes	
1,1,2-Trichloroethane	ND	0.50	0.31	ug/L	8260B_SIM	12/16/10 09:04	jes	
1,1-Dichloroethane	5.2	0.50	0.098	ug/L	8260B_SIM	12/16/10 09:04	jes	
1,1-Dichloroethene	60	0.50	0.12	ug/L	8260B_SIM	12/16/10 09:04	jes	
1,2,3-Trichloropropane	ND	0.50	0.29	ug/L	8260B_SIM	12/16/10 09:04	jes	
1,2-Dichlorobenzene	ND	0.50	0.20	ug/L	8260B_SIM	12/16/10 09:04	jes	
1,2-Dichloroethane	ND	0.50	0.21	ug/L	8260B_SIM	12/16/10 09:04	jes	
1,2-Dichloropropane	ND	0.50	0.19	ug/L	8260B_SIM	12/16/10 09:04	jes	
1,3-Dichlorobenzene	ND	0.50	0.15	ug/L	8260B_SIM	12/16/10 09:04	jes	
1,4-Dichlorobenzene	ND	0.50	0.072	ug/L	8260B_SIM	12/16/10 09:04	jes	
2-Butanone(MEK)	ND	3.0	1.2	ug/L	8260B_SIM	12/16/10 09:04	jes	
2-Hexanone	ND	5.0	1.2	ug/L	8260B_SIM	12/16/10 09:04	jes	
4-Methyl-2-Pentanone(MIBK)	ND	5.0	0.95	ug/L	8260B_SIM	12/16/10 09:04	jes	
Acetone	6.6	10	5.0	ug/L	8260B_SIM	12/16/10 09:04	jes	J
Benzene	ND	0.50	0.14	ug/L	8260B_SIM	12/16/10 09:04	jes	
Bromodichloromethane	ND	0.50	0.11	ug/L	8260B_SIM	12/16/10 09:04	jes	
Bromoform	ND	1.0	0.50	ug/L	8260B_SIM	12/16/10 09:04	jes	
Bromomethane	ND	0.50	0.48	ug/L	8260B_SIM	12/16/10 09:04	jes	
Carbon Disulfide	ND	0.50	0.36	ug/L	8260B_SIM	12/16/10 09:04	jes	
Carbon Tetrachloride	ND	0.50	0.15	ug/L	8260B_SIM	12/16/10 09:04	jes	
Chlorobenzene	ND	0.50	0.23	ug/L	8260B_SIM	12/16/10 09:04	jes	
Chloroethane	ND	0.50	0.35	ug/L	8260B_SIM	12/16/10 09:04	jes	
Chloroform	ND	0.50	0.46	ug/L	8260B_SIM	12/16/10 09:04	jes	
Chloromethane	ND	0.50	0.36	ug/L	8260B_SIM	12/16/10 09:04	jes	
cis-1,2-Dichloroethene	4.3	0.50	0.18	ug/L	8260B_SIM	12/16/10 09:04	jes	
cis-1,3-Dichloropropene	ND	0.50	0.30	ug/L	8260B_SIM	12/16/10 09:04	jes	
Dibromochloromethane	ND	0.50	0.37	ug/L	8260B_SIM	12/16/10 09:04	jes	
Ethylbenzene	ND	0.50	0.26	ug/L	8260B_SIM	12/16/10 09:04	jes	
Methyl tert Butyl Ether	ND	5.0	0.43	ug/L	8260B_SIM	12/16/10 09:04	jes	
Methylene Chloride	ND	3.0	0.15	ug/L	8260B_SIM	12/16/10 09:04	jes	
Styrene	ND	0.50	0.22	ug/L	8260B_SIM	12/16/10 09:04	jes	
Tetrachloroethene	ND	0.50	0.23	ug/L	8260B_SIM	12/16/10 09:04	jes	

E.S.BABCOCK&Sons,Inc.
Environmental Laboratories est 1906

Client Name: Tetra Tech, Inc. - San Bernardino
Contact: Mark Feldman
Address: 301 E. Vanderbilt Way Suite 450
San Bernardino, CA 92408

Report Date: 22-Dec-2010

Project Name: Tetra-Tech Lockheed
Project Number: [none]

Work Order Number: A0L1475

Received on Ice (Y/N): Yes Temp: 3 °C

Laboratory Reference Number

A0L1475-03

Sample Description	Matrix	Sampled Date/Time	Received Date/Time
MW-104 Beaumont Site 1, Groundwater Sampling	Liquid	12/14/10 11:05	12/14/10 14:20

Analyte(s)	Result	RDL	MDL	Units	Method	Analysis Date	Analyst	Flag
Volatile Organic Compounds by EPA 8260B								
Toluene	ND	0.50	0.22	ug/L	8260B_SIM	12/16/10 09:04	jes	
trans-1,2-Dichloroethene	0.21	0.50	0.10	ug/L	8260B_SIM	12/16/10 09:04	jes	J
trans-1,3-Dichloropropene	ND	0.50	0.24	ug/L	8260B_SIM	12/16/10 09:04	jes	
Trichloroethene	1.9	0.50	0.26	ug/L	8260B_SIM	12/16/10 09:04	jes	
Trichlorofluoromethane	ND	5.0	0.16	ug/L	8260B_SIM	12/16/10 09:04	jes	
Vinyl Acetate	ND	10	0.48	ug/L	8260B_SIM	12/16/10 09:04	jes	
Vinyl Chloride	15	0.50	0.13	ug/L	8260B_SIM	12/16/10 09:04	jes	
Xylenes (m+p)	ND	0.50	0.36	ug/L	8260B_SIM	12/16/10 09:04	jes	
Xylenes (ortho)	ND	0.50	0.41	ug/L	8260B_SIM	12/16/10 09:04	jes	
1,4-Dioxane	28	35	9.3	ug/L	8260B_SIM	12/16/10 09:04	jes	J
Surrogate: 1,2-Dichloroethane-d4	112 %	80-124			EPA 8260B	12/16/10 09:04	jes	
Surrogate: Bromofluorobenzene	110 %	80-120			EPA 8260B	12/16/10 09:04	jes	
Surrogate: Toluene-d8	101 %	80-120			EPA 8260B	12/16/10 09:04	jes	

E.S.BABCOCK&Sons,Inc.
Environmental Laboratories est 1906

Client Name: Tetra Tech, Inc. - San Bernardino
Contact: Mark Feldman
Address: 301 E. Vanderbilt Way Suite 450
San Bernardino, CA 92408

Report Date: 22-Dec-2010

Project Name: Tetra-Tech Lockheed
Project Number: [none]

Work Order Number: A0L1475

Received on Ice (Y/N): Yes Temp: 3 °C

Laboratory Reference Number
A0L1475-04

Sample Description	Matrix	Sampled Date/Time	Received Date/Time
MW-103 Beaumont Site 1, Groundwater Sampling	Liquid	12/14/10 12:54	12/14/10 14:20

Analyte(s)	Result	RDL	MDL	Units	Method	Analysis Date	Analyst	Flag
Volatile Organic Compounds by EPA 8260B								
1,1,1-Trichloroethane	ND	0.50	0.12	ug/L	8260B_SIM	12/16/10 09:41	jes	
1,1,2,2-Tetrachloroethane	ND	0.50	0.29	ug/L	8260B_SIM	12/16/10 09:41	jes	
1,1,2-Trichloroethane	ND	0.50	0.31	ug/L	8260B_SIM	12/16/10 09:41	jes	
1,1-Dichloroethane	0.69	0.50	0.098	ug/L	8260B_SIM	12/16/10 09:41	jes	
1,1-Dichloroethene	2.8	0.50	0.12	ug/L	8260B_SIM	12/16/10 09:41	jes	
1,2,3-Trichloropropane	ND	0.50	0.29	ug/L	8260B_SIM	12/16/10 09:41	jes	
1,2-Dichlorobenzene	ND	0.50	0.20	ug/L	8260B_SIM	12/16/10 09:41	jes	
1,2-Dichloroethane	ND	0.50	0.21	ug/L	8260B_SIM	12/16/10 09:41	jes	
1,2-Dichloropropane	ND	0.50	0.19	ug/L	8260B_SIM	12/16/10 09:41	jes	
1,3-Dichlorobenzene	ND	0.50	0.15	ug/L	8260B_SIM	12/16/10 09:41	jes	
1,4-Dichlorobenzene	ND	0.50	0.072	ug/L	8260B_SIM	12/16/10 09:41	jes	
2-Butanone(MEK)	ND	3.0	1.2	ug/L	8260B_SIM	12/16/10 09:41	jes	
2-Hexanone	ND	5.0	1.2	ug/L	8260B_SIM	12/16/10 09:41	jes	
4-Methyl-2-Pentanone(MIBK)	ND	5.0	0.95	ug/L	8260B_SIM	12/16/10 09:41	jes	
Acetone	14	10	5.0	ug/L	8260B_SIM	12/20/10 19:12	jes	
Benzene	ND	0.50	0.14	ug/L	8260B_SIM	12/16/10 09:41	jes	
Bromodichloromethane	ND	0.50	0.11	ug/L	8260B_SIM	12/16/10 09:41	jes	
Bromoform	ND	1.0	0.50	ug/L	8260B_SIM	12/16/10 09:41	jes	
Bromomethane	ND	0.50	0.48	ug/L	8260B_SIM	12/16/10 09:41	jes	
Carbon Disulfide	ND	0.50	0.36	ug/L	8260B_SIM	12/16/10 09:41	jes	
Carbon Tetrachloride	ND	0.50	0.15	ug/L	8260B_SIM	12/16/10 09:41	jes	
Chlorobenzene	ND	0.50	0.23	ug/L	8260B_SIM	12/16/10 09:41	jes	
Chloroethane	ND	0.50	0.35	ug/L	8260B_SIM	12/16/10 09:41	jes	
Chloroform	ND	0.50	0.46	ug/L	8260B_SIM	12/16/10 09:41	jes	
Chloromethane	ND	0.50	0.36	ug/L	8260B_SIM	12/16/10 09:41	jes	
cis-1,2-Dichloroethene	2.7	0.50	0.18	ug/L	8260B_SIM	12/16/10 09:41	jes	
cis-1,3-Dichloropropene	ND	0.50	0.30	ug/L	8260B_SIM	12/16/10 09:41	jes	
Dibromochloromethane	ND	0.50	0.37	ug/L	8260B_SIM	12/16/10 09:41	jes	
Ethylbenzene	ND	0.50	0.26	ug/L	8260B_SIM	12/16/10 09:41	jes	
Methyl tert Butyl Ether	ND	5.0	0.43	ug/L	8260B_SIM	12/16/10 09:41	jes	
Methylene Chloride	ND	3.0	0.15	ug/L	8260B_SIM	12/16/10 09:41	jes	
Styrene	ND	0.50	0.22	ug/L	8260B_SIM	12/16/10 09:41	jes	
Tetrachloroethene	ND	0.50	0.23	ug/L	8260B_SIM	12/16/10 09:41	jes	

E.S.BABCOCK&Sons,Inc.
Environmental Laboratories est 1906

Client Name: Tetra Tech, Inc. - San Bernardino
Contact: Mark Feldman
Address: 301 E. Vanderbilt Way Suite 450
San Bernardino, CA 92408

Report Date: 22-Dec-2010

Project Name: Tetra-Tech Lockheed
Project Number: [none]

Work Order Number: A0L1475

Received on Ice (Y/N): Yes Temp: 3 °C

Laboratory Reference Number
A0L1475-04

Sample Description	Matrix	Sampled Date/Time	Received Date/Time
MW-103 Beaumont Site 1, Groundwater Sampling	Liquid	12/14/10 12:54	12/14/10 14:20

Analyte(s)	Result	RDL	MDL	Units	Method	Analysis Date	Analyst	Flag
Volatile Organic Compounds by EPA 8260B								
Toluene	ND	0.50	0.22	ug/L	8260B_SIM	12/16/10 09:41	jes	
trans-1,2-Dichloroethene	ND	0.50	0.10	ug/L	8260B_SIM	12/16/10 09:41	jes	
trans-1,3-Dichloropropene	ND	0.50	0.24	ug/L	8260B_SIM	12/16/10 09:41	jes	
Trichloroethene	7.5	0.50	0.26	ug/L	8260B_SIM	12/16/10 09:41	jes	
Trichlorofluoromethane	ND	5.0	0.16	ug/L	8260B_SIM	12/16/10 09:41	jes	
Vinyl Acetate	ND	10	0.48	ug/L	8260B_SIM	12/16/10 09:41	jes	
Vinyl Chloride	ND	0.50	0.13	ug/L	8260B_SIM	12/16/10 09:41	jes	
Xylenes (m+p)	ND	0.50	0.36	ug/L	8260B_SIM	12/16/10 09:41	jes	
Xylenes (ortho)	ND	0.50	0.41	ug/L	8260B_SIM	12/16/10 09:41	jes	
1,4-Dioxane	14	35	9.3	ug/L	8260B_SIM	12/16/10 09:41	jes	J
Surrogate: 1,2-Dichloroethane-d4	112 %	80-124			EPA 8260B	12/20/10 19:12	jes	
Surrogate: 1,2-Dichloroethane-d4	110 %	80-124			EPA 8260B	12/16/10 09:41	jes	
Surrogate: Bromofluorobenzene	110 %	80-120			EPA 8260B	12/20/10 19:12	jes	
Surrogate: Bromofluorobenzene	110 %	80-120			EPA 8260B	12/16/10 09:41	jes	
Surrogate: Toluene-d8	101 %	80-120			EPA 8260B	12/16/10 09:41	jes	
Surrogate: Toluene-d8	94.4 %	80-120			EPA 8260B	12/20/10 19:12	jes	

Client Name: Tetra Tech, Inc. - San Bernardino
Contact: Mark Feldman
Address: 301 E. Vanderbilt Way Suite 450
San Bernardino, CA 92408

Report Date: 22-Dec-2010

Project Name: Tetra-Tech Lockheed
Project Number: [none]

Work Order Number: A0L1475

Received on Ice (Y/N): Yes Temp: 3 °C

Volatile Organic Compounds by EPA 8260B - Batch Quality Control

Analyte(s)	Result	RDL	MDL	Units	Spike Level	Source Result	%REC	%REC Limits	RPD	RPD Limit	Flag
Batch 0L15070 - Purge and Trap											
Blank (0L15070-BLK1)					Prepared: 12/15/10 Analyzed: 12/16/10						
1,1,1-Trichloroethane	ND	0.50	0.12	ug/L							
1,1,2,2-Tetrachloroethane	ND	0.50	0.29	ug/L							
1,1,2-Trichloroethane	ND	0.50	0.31	ug/L							
1,1-Dichloroethane	ND	0.50	0.098	ug/L							
1,1-Dichloroethene	ND	0.50	0.12	ug/L							
1,2,3-Trichloropropane	ND	0.50	0.29	ug/L							
1,2-Dichlorobenzene	ND	0.50	0.20	ug/L							
1,2-Dichloroethane	ND	0.50	0.21	ug/L							
1,2-Dichloropropane	ND	0.50	0.19	ug/L							
1,3-Dichlorobenzene	ND	0.50	0.15	ug/L							
1,4-Dichlorobenzene	ND	0.50	0.072	ug/L							
2-Butanone(MEK)	ND	3.0	1.2	ug/L							
2-Hexanone	ND	5.0	1.2	ug/L							
4-Methyl-2-Pentanone(MIBK)	ND	5.0	0.95	ug/L							
Acetone	ND	10	5.0	ug/L							
Benzene	ND	0.50	0.14	ug/L							
Bromodichloromethane	ND	0.50	0.11	ug/L							
Bromoform	ND	1.0	0.50	ug/L							
Bromomethane	ND	0.50	0.48	ug/L							
Carbon Disulfide	ND	0.50	0.36	ug/L							
Carbon Tetrachloride	ND	0.50	0.15	ug/L							
Chlorobenzene	ND	0.50	0.23	ug/L							
Chloroethane	ND	0.50	0.35	ug/L							
Chloroform	ND	0.50	0.46	ug/L							
Chloromethane	ND	0.50	0.36	ug/L							
cis-1,2-Dichloroethene	ND	0.50	0.18	ug/L							
cis-1,3-Dichloropropene	ND	0.50	0.30	ug/L							
Dibromochloromethane	ND	0.50	0.37	ug/L							
Ethylbenzene	ND	0.50	0.26	ug/L							
Methyl tert Butyl Ether	ND	5.0	0.43	ug/L							
Methylene Chloride	ND	3.0	0.15	ug/L							
Styrene	ND	0.50	0.22	ug/L							
Tetrachloroethene	ND	0.50	0.23	ug/L							
Toluene	ND	0.50	0.22	ug/L							
trans-1,2-Dichloroethene	ND	0.50	0.10	ug/L							
trans-1,3-Dichloropropene	ND	0.50	0.24	ug/L							

Client Name: Tetra Tech, Inc. - San Bernardino
Contact: Mark Feldman
Address: 301 E. Vanderbilt Way Suite 450
San Bernardino, CA 92408

Report Date: 22-Dec-2010

Project Name: Tetra-Tech Lockheed
Project Number: [none]

Work Order Number: A0L1475

Received on Ice (Y/N): Yes Temp: 3 °C

Volatile Organic Compounds by EPA 8260B - Batch Quality Control

Analyte(s)	Result	RDL	MDL	Units	Spike Level	Source Result	%REC	%REC Limits	RPD	RPD Limit	Flag
Batch 0L15070 - Purge and Trap											
Blank (0L15070-BLK1)					Prepared: 12/15/10 Analyzed: 12/16/10						
Trichloroethene	ND	0.50	0.26	ug/L							
Trichlorofluoromethane	ND	5.0	0.16	ug/L							
Vinyl Acetate	ND	10	0.48	ug/L							
Vinyl Chloride	ND	0.50	0.13	ug/L							
Xylenes (m+p)	ND	0.50	0.36	ug/L							
Xylenes (ortho)	ND	0.50	0.41	ug/L							
1,4-Dioxane	ND	35	9.3	ug/L							
Surrogate: 1,2-Dichloroethane-d4	*10.1*			ug/L	*10.0*		*101*	*80-124*			
Surrogate: Bromofluorobenzene	*11.1*			ug/L	*10.0*		*111*	*80-120*			
Surrogate: Toluene-d8	*10.2*			ug/L	*10.0*		*102*	*80-120*			
LCS (0L15070-BS1)					Prepared & Analyzed: 12/15/10						
1,1-Dichloroethane	22.5	0.50	0.098	ug/L	25.0		90.0	70-130			
1,1-Dichloroethene	27.9	0.50	0.12	ug/L	25.0		112	70-130			
1,4-Dichlorobenzene	26.2	0.50	0.072	ug/L	25.0		105	70-130			
Benzene	24.4	0.50	0.14	ug/L	25.0		97.5	70-130			
Bromodichloromethane	27.7	0.50	0.11	ug/L	25.0		111	70-130			
Bromoform	26.2	1.0	0.50	ug/L	25.0		105	70-130			
Chloroform	27.0	0.50	0.46	ug/L	25.0		108	70-130			
Dibromochloromethane	25.0	0.50	0.37	ug/L	25.0		100	70-130			
Ethylbenzene	25.2	0.50	0.26	ug/L	25.0		101	70-130			
Methyl tert Butyl Ether	25.6	5.0	0.43	ug/L	25.0		102	70-130			
Tetrachloroethene	24.0	0.50	0.23	ug/L	25.0		96.0	70-130			
Toluene	26.0	0.50	0.22	ug/L	25.0		104	70-130			
Trichloroethene	24.7	0.50	0.26	ug/L	25.0		98.7	70-130			
Vinyl Chloride	24.9	0.50	0.13	ug/L	25.0		99.5	70-130			
Xylenes (m+p)	51.1	0.50	0.36	ug/L	50.0		102	70-130			
Xylenes (ortho)	25.9	0.50	0.41	ug/L	25.0		103	70-130			
Surrogate: 1,2-Dichloroethane-d4	*9.93*			ug/L	*10.0*		*99.3*	*80-124*			
Surrogate: Bromofluorobenzene	*11.1*			ug/L	*10.0*		*111*	*80-120*			
Surrogate: Toluene-d8	*10.3*			ug/L	*10.0*		*103*	*80-120*			

Client Name: Tetra Tech, Inc. - San Bernardino
Contact: Mark Feldman
Address: 301 E. Vanderbilt Way Suite 450
San Bernardino, CA 92408

Report Date: 22-Dec-2010

Project Name: Tetra-Tech Lockheed
Project Number: [none]

Work Order Number: A0L1475

Received on Ice (Y/N): Yes Temp: 3 °C

Volatile Organic Compounds by EPA 8260B - Batch Quality Control

Analyte(s)	Result	RDL	MDL	Units	Spike Level	Source Result	%REC	%REC Limits	RPD	RPD Limit	Flag
Batch 0L15070 - Purge and Trap											
LCS (0L15070-BS2)					Prepared & Analyzed: 12/15/10						
1,1-Dichloroethane	23.2	0.50	0.098	ug/L	25.0		92.7	70-130			
1,1-Dichloroethene	28.5	0.50	0.12	ug/L	25.0		114	70-130			
1,4-Dichlorobenzene	26.7	0.50	0.072	ug/L	25.0		107	70-130			
Benzene	24.9	0.50	0.14	ug/L	25.0		99.5	70-130			
Bromodichloromethane	28.6	0.50	0.11	ug/L	25.0		114	70-130			
Bromoform	26.5	1.0	0.50	ug/L	25.0		106	70-130			
Chloroform	27.1	0.50	0.46	ug/L	25.0		108	70-130			
Dibromochloromethane	25.8	0.50	0.37	ug/L	25.0		103	70-130			
Ethylbenzene	26.1	0.50	0.26	ug/L	25.0		104	70-130			
Methyl tert Butyl Ether	25.8	5.0	0.43	ug/L	25.0		103	70-130			
Tetrachloroethene	25.0	0.50	0.23	ug/L	25.0		100	70-130			
Toluene	27.6	0.50	0.22	ug/L	25.0		110	70-130			
Trichloroethene	26.3	0.50	0.26	ug/L	25.0		105	70-130			
Vinyl Chloride	26.0	0.50	0.13	ug/L	25.0		104	70-130			
Xylenes (m+p)	52.6	0.50	0.36	ug/L	50.0		105	70-130			
Xylenes (ortho)	26.6	0.50	0.41	ug/L	25.0		107	70-130			
Surrogate: 1,2-Dichloroethane-d4	*9.68*			ug/L	*10.0*		*96.8*	*80-124*			
Surrogate: Bromofluorobenzene	*11.5*			ug/L	*10.0*		*115*	*80-120*			
Surrogate: Toluene-d8	*10.4*			ug/L	*10.0*		*104*	*80-120*			
LCS Dup (0L15070-BSD1)					Prepared & Analyzed: 12/15/10						
1,1-Dichloroethane	22.8	0.50	0.098	ug/L	25.0		91.2	70-130	1.24	20	
1,1-Dichloroethene	28.8	0.50	0.12	ug/L	25.0		115	70-130	3.28	20	
1,4-Dichlorobenzene	26.1	0.50	0.072	ug/L	25.0		104	70-130	0.650	20	
Benzene	24.3	0.50	0.14	ug/L	25.0		97.3	70-130	0.205	20	
Bromodichloromethane	27.5	0.50	0.11	ug/L	25.0		110	70-130	0.435	20	
Bromoform	25.7	1.0	0.50	ug/L	25.0		103	70-130	2.08	20	
Chloroform	27.1	0.50	0.46	ug/L	25.0		108	70-130	0.370	20	
Dibromochloromethane	24.7	0.50	0.37	ug/L	25.0		98.9	70-130	1.29	20	
Ethylbenzene	25.2	0.50	0.26	ug/L	25.0		101	70-130	0.357	20	
Methyl tert Butyl Ether	25.7	5.0	0.43	ug/L	25.0		103	70-130	0.507	20	
Tetrachloroethene	23.8	0.50	0.23	ug/L	25.0		95.1	70-130	0.963	20	
Toluene	25.8	0.50	0.22	ug/L	25.0		103	70-130	0.540	20	
Trichloroethene	24.8	0.50	0.26	ug/L	25.0		99.4	70-130	0.646	20	
Vinyl Chloride	25.9	0.50	0.13	ug/L	25.0		104	70-130	4.06	20	
Xylenes (m+p)	51.0	0.50	0.36	ug/L	50.0		102	70-130	0.137	20	
Xylenes (ortho)	25.8	0.50	0.41	ug/L	25.0		103	70-130	0.116	20	

E.S.BABCOCK&Sons,Inc.
Environmental Laboratories est 1906

Volatile Organic Compounds by EPA 8260B - Batch Quality Control

Analyte(s)	Result	RDL	MDL	Units	Spike Level	Source Result	%REC	%REC Limits	RPD	RPD Limit	Flag
Batch 0L15070 - Purge and Trap											
LCS Dup (0L15070-BSD1)					Prepared & Analyzed: 12/15/10						
Surrogate: 1,2-Dichloroethane-d4	*9.89*			ug/L	*10.0*		*98.9*	*80-124*			
Surrogate: Bromofluorobenzene	*11.0*			ug/L	*10.0*		*110*	*80-120*			
Surrogate: Toluene-d8	*10.2*			ug/L	*10.0*		*102*	*80-120*			
LCS Dup (0L15070-BSD2)					Prepared & Analyzed: 12/15/10						
1,1-Dichloroethane	23.5	0.50	0.098	ug/L	25.0		93.8	70-130	1.24	20	
1,1-Dichloroethene	28.3	0.50	0.12	ug/L	25.0		113	70-130	0.951	20	
1,4-Dichlorobenzene	26.8	0.50	0.072	ug/L	25.0		107	70-130	0.598	20	
Benzene	26.0	0.50	0.14	ug/L	25.0		104	70-130	4.40	20	
Bromodichloromethane	28.9	0.50	0.11	ug/L	25.0		116	70-130	1.15	20	
Bromoform	26.5	1.0	0.50	ug/L	25.0		106	70-130	0.151	20	
Chloroform	27.8	0.50	0.46	ug/L	25.0		111	70-130	2.48	20	
Dibromochloromethane	25.9	0.50	0.37	ug/L	25.0		104	70-130	0.387	20	
Ethylbenzene	26.6	0.50	0.26	ug/L	25.0		106	70-130	1.97	20	
Methyl tert Butyl Ether	26.0	5.0	0.43	ug/L	25.0		104	70-130	0.579	20	
Tetrachloroethene	25.0	0.50	0.23	ug/L	25.0		99.9	70-130	0.240	20	
Toluene	27.8	0.50	0.22	ug/L	25.0		111	70-130	0.903	20	
Trichloroethene	26.3	0.50	0.26	ug/L	25.0		105	70-130	0.0760	20	
Vinyl Chloride	25.9	0.50	0.13	ug/L	25.0		104	70-130	0.347	20	
Xylenes (m+p)	53.9	0.50	0.36	ug/L	50.0		108	70-130	2.33	20	
Xylenes (ortho)	27.2	0.50	0.41	ug/L	25.0		109	70-130	1.93	20	
Surrogate: 1,2-Dichloroethane-d4	*9.70*			ug/L	*10.0*		*97.0*	*80-124*			
Surrogate: Bromofluorobenzene	*11.6*			ug/L	*10.0*		*116*	*80-120*			
Surrogate: Toluene-d8	*10.4*			ug/L	*10.0*		*104*	*80-120*			
Matrix Spike (0L15070-MS1)		**Source: A0L1475-03**			Prepared: 12/15/10		Analyzed: 12/16/10				
1,1-Dichloroethane	30.4	0.50	0.098	ug/L	25.0	5.22	101	70-130			
1,1-Dichloroethene	92.7	0.50	0.12	ug/L	25.0	60.3	130	70-130			
1,4-Dichlorobenzene	27.4	0.50	0.072	ug/L	25.0	ND	109	70-130			
Benzene	27.3	0.50	0.14	ug/L	25.0	ND	109	70-130			
Bromodichloromethane	30.8	0.50	0.11	ug/L	25.0	ND	123	70-130			
Bromoform	27.0	1.0	0.50	ug/L	25.0	ND	108	70-130			
Chloroform	31.3	0.50	0.46	ug/L	25.0	ND	125	70-130			
Dibromochloromethane	27.6	0.50	0.37	ug/L	25.0	ND	111	70-130			
Ethylbenzene	28.0	0.50	0.26	ug/L	25.0	ND	112	70-130			
Methyl tert Butyl Ether	25.4	5.0	0.43	ug/L	25.0	ND	102	70-130			
Tetrachloroethene	27.3	0.50	0.23	ug/L	25.0	ND	109	70-130			
Toluene	29.0	0.50	0.22	ug/L	25.0	ND	116	70-130			

Client Name: Tetra Tech, Inc. - San Bernardino
Contact: Mark Feldman
Address: 301 E. Vanderbilt Way Suite 450
San Bernardino, CA 92408

Report Date: 22-Dec-2010

Project Name: Tetra-Tech Lockheed
Project Number: [none]

Work Order Number: A0L1475

Received on Ice (Y/N): Yes Temp: 3 °C

Volatile Organic Compounds by EPA 8260B - Batch Quality Control

Analyte(s)	Result	RDL	MDL	Units	Spike Level	Source Result	%REC	%REC Limits	RPD	RPD Limit	Flag
Batch 0L15070 - Purge and Trap											
Matrix Spike (0L15070-MS1)		**Source: A0L1475-03**			Prepared: 12/15/10		Analyzed: 12/16/10				
Trichloroethene	30.9	0.50	0.26	ug/L	25.0	1.93	116	70-130			
Vinyl Chloride	40.0	0.50	0.13	ug/L	25.0	15.3	98.8	70-130			
Xylenes (m+p)	56.5	0.50	0.36	ug/L	50.0	ND	113	70-130			
Xylenes (ortho)	28.4	0.50	0.41	ug/L	25.0	ND	113	70-130			
Surrogate: 1,2-Dichloroethane-d4	*10.6*			ug/L	*10.0*		*106*	*80-124*			
Surrogate: Bromofluorobenzene	*11.5*			ug/L	*10.0*		*115*	*80-120*			
Surrogate: Toluene-d8	*10.2*			ug/L	*10.0*		*102*	*80-120*			
Matrix Spike (0L15070-MS2)		**Source: A0L1475-03**			Prepared: 12/15/10		Analyzed: 12/16/10				
1,1-Dichloroethane	28.6	0.50	0.098	ug/L	25.0	5.22	93.6	70-130			
1,1-Dichloroethene	86.3	0.50	0.12	ug/L	25.0	60.3	104	70-130			
1,4-Dichlorobenzene	26.0	0.50	0.072	ug/L	25.0	ND	104	70-130			
Benzene	25.8	0.50	0.14	ug/L	25.0	ND	103	70-130			
Bromodichloromethane	29.4	0.50	0.11	ug/L	25.0	ND	118	70-130			
Bromoform	25.9	1.0	0.50	ug/L	25.0	ND	104	70-130			
Chloroform	28.5	0.50	0.46	ug/L	25.0	ND	114	70-130			
Dibromochloromethane	26.6	0.50	0.37	ug/L	25.0	ND	107	70-130			
Ethylbenzene	26.6	0.50	0.26	ug/L	25.0	ND	106	70-130			
Methyl tert Butyl Ether	24.6	5.0	0.43	ug/L	25.0	ND	98.3	70-130			
Tetrachloroethene	25.9	0.50	0.23	ug/L	25.0	ND	104	70-130			
Toluene	27.8	0.50	0.22	ug/L	25.0	ND	111	70-130			
Trichloroethene	29.8	0.50	0.26	ug/L	25.0	1.93	112	70-130			
Vinyl Chloride	38.8	0.50	0.13	ug/L	25.0	15.3	94.1	70-130			
Xylenes (m+p)	53.7	0.50	0.36	ug/L	50.0	ND	107	70-130			
Xylenes (ortho)	27.0	0.50	0.41	ug/L	25.0	ND	108	70-130			
Surrogate: 1,2-Dichloroethane-d4	*10.5*			ug/L	*10.0*		*105*	*80-124*			
Surrogate: Bromofluorobenzene	*11.4*			ug/L	*10.0*		*114*	*80-120*			
Surrogate: Toluene-d8	*10.4*			ug/L	*10.0*		*104*	*80-120*			

E.S.BABCOCK&Sons,Inc.
Environmental Laboratories est 1906

Client Name: Tetra Tech, Inc. - San Bernardino
Contact: Mark Feldman
Address: 301 E. Vanderbilt Way Suite 450
San Bernardino, CA 92408

Report Date: 22-Dec-2010

Project Name: Tetra-Tech Lockheed
Project Number: [none]

Work Order Number: A0L1475

Received on Ice (Y/N): Yes Temp: 3 °C

Volatile Organic Compounds by EPA 8260B - Batch Quality Control

Analyte(s)	Result	RDL	MDL	Units	Spike Level	Source Result	%REC	%REC Limits	RPD	RPD Limit	Flag
Batch 0L15070 - Purge and Trap											
Matrix Spike Dup (0L15070-MSD1)		**Source: A0L1475-03**			Prepared: 12/15/10		Analyzed: 12/16/10				
1,1-Dichloroethane	29.3	0.50	0.098	ug/L	25.0	5.22	96.4	70-130	3.45	40	
1,1-Dichloroethene	87.0	0.50	0.12	ug/L	25.0	60.3	107	70-130	6.33	40	
1,4-Dichlorobenzene	26.9	0.50	0.072	ug/L	25.0	ND	108	70-130	1.73	40	
Benzene	26.5	0.50	0.14	ug/L	25.0	ND	106	70-130	3.20	40	
Bromodichloromethane	30.3	0.50	0.11	ug/L	25.0	ND	121	70-130	1.44	40	
Bromoform	26.6	1.0	0.50	ug/L	25.0	ND	107	70-130	1.34	40	
Chloroform	30.0	0.50	0.46	ug/L	25.0	ND	120	70-130	4.08	40	
Dibromochloromethane	27.4	0.50	0.37	ug/L	25.0	ND	110	70-130	0.654	40	
Ethylbenzene	27.5	0.50	0.26	ug/L	25.0	ND	110	70-130	2.09	40	
Methyl tert Butyl Ether	25.5	5.0	0.43	ug/L	25.0	ND	102	70-130	0.392	40	
Tetrachloroethene	26.4	0.50	0.23	ug/L	25.0	ND	106	70-130	3.16	40	
Toluene	28.5	0.50	0.22	ug/L	25.0	ND	114	70-130	1.57	40	
Trichloroethene	29.8	0.50	0.26	ug/L	25.0	1.93	111	70-130	3.69	40	
Vinyl Chloride	39.8	0.50	0.13	ug/L	25.0	15.3	98.2	70-130	0.351	40	
Xylenes (m+p)	55.4	0.50	0.36	ug/L	50.0	ND	111	70-130	1.91	40	
Xylenes (ortho)	28.0	0.50	0.41	ug/L	25.0	ND	112	70-130	1.21	40	
Surrogate: 1,2-Dichloroethane-d4	*10.4*			ug/L	*10.0*		*104*	*80-124*			
Surrogate: Bromofluorobenzene	*11.5*			ug/L	*10.0*		*115*	*80-120*			
Surrogate: Toluene-d8	*10.4*			ug/L	*10.0*		*104*	*80-120*			
Matrix Spike Dup (0L15070-MSD2)		**Source: A0L1475-03**			Prepared: 12/15/10		Analyzed: 12/16/10				
1,1-Dichloroethane	29.5	0.50	0.098	ug/L	25.0	5.22	97.3	70-130	3.20	40	
1,1-Dichloroethene	87.8	0.50	0.12	ug/L	25.0	60.3	110	70-130	1.68	40	
1,4-Dichlorobenzene	26.6	0.50	0.072	ug/L	25.0	ND	106	70-130	2.21	40	
Benzene	26.8	0.50	0.14	ug/L	25.0	ND	107	70-130	3.80	40	
Bromodichloromethane	30.0	0.50	0.11	ug/L	25.0	ND	120	70-130	1.82	40	
Bromoform	26.9	1.0	0.50	ug/L	25.0	ND	108	70-130	3.56	40	
Chloroform	29.4	0.50	0.46	ug/L	25.0	ND	117	70-130	2.94	40	
Dibromochloromethane	26.8	0.50	0.37	ug/L	25.0	ND	107	70-130	0.673	40	
Ethylbenzene	26.9	0.50	0.26	ug/L	25.0	ND	108	70-130	1.31	40	
Methyl tert Butyl Ether	26.0	5.0	0.43	ug/L	25.0	ND	104	70-130	5.46	40	
Tetrachloroethene	25.8	0.50	0.23	ug/L	25.0	ND	103	70-130	0.581	40	
Toluene	28.0	0.50	0.22	ug/L	25.0	ND	112	70-130	0.968	40	
Trichloroethene	29.6	0.50	0.26	ug/L	25.0	1.93	111	70-130	0.639	40	
Vinyl Chloride	40.2	0.50	0.13	ug/L	25.0	15.3	99.6	70-130	3.44	40	
Xylenes (m+p)	53.6	0.50	0.36	ug/L	50.0	ND	107	70-130	0.112	40	
Xylenes (ortho)	27.4	0.50	0.41	ug/L	25.0	ND	110	70-130	1.55	40	

Client Name: Tetra Tech, Inc. - San Bernardino
Contact: Mark Feldman
Address: 301 E. Vanderbilt Way Suite 450
San Bernardino, CA 92408

Report Date: 22-Dec-2010

Project Name: Tetra-Tech Lockheed
Project Number: [none]

Work Order Number: A0L1475

Received on Ice (Y/N): Yes Temp: 3 °C

Volatile Organic Compounds by EPA 8260B - Batch Quality Control

Analyte(s)	Result	RDL	MDL	Units	Spike Level	Source Result	%REC	%REC Limits	RPD	RPD Limit	Flag
Batch 0L15070 - Purge and Trap											
Matrix Spike Dup (0L15070-MSD2)		**Source: A0L1475-03**		Prepared: 12/15/10 Analyzed: 12/16/10							
Surrogate: 1,2-Dichloroethane-d4	*10.3*			ug/L	*10.0*		*103*	*80-124*			
Surrogate: Bromofluorobenzene	*11.4*			ug/L	*10.0*		*114*	*80-120*			
Surrogate: Toluene-d8	*10.3*			ug/L	*10.0*		*103*	*80-120*			
Batch 0L20036 - Purge and Trap											
Blank (0L20036-BLK1)				Prepared & Analyzed: 12/20/10							
1,1,1-Trichloroethane	ND	0.50	0.12	ug/L							
1,1,2,2-Tetrachloroethane	ND	0.50	0.29	ug/L							
1,1,2-Trichloroethane	ND	0.50	0.31	ug/L							
1,1-Dichloroethane	ND	0.50	0.098	ug/L							
1,1-Dichloroethene	ND	0.50	0.12	ug/L							
1,2,3-Trichloropropane	ND	0.50	0.29	ug/L							
1,2-Dichlorobenzene	ND	0.50	0.20	ug/L							
1,2-Dichloroethane	ND	0.50	0.21	ug/L							
1,2-Dichloropropane	ND	0.50	0.19	ug/L							
1,3-Dichlorobenzene	ND	0.50	0.15	ug/L							
1,4-Dichlorobenzene	ND	0.50	0.072	ug/L							
2-Butanone(MEK)	ND	3.0	1.2	ug/L							
2-Hexanone	ND	5.0	1.2	ug/L							
4-Methyl-2-Pentanone(MIBK)	ND	5.0	0.95	ug/L							
Acetone	ND	10	5.0	ug/L							
Benzene	ND	0.50	0.14	ug/L							
Bromodichloromethane	ND	0.50	0.11	ug/L							
Bromoform	ND	1.0	0.50	ug/L							
Bromomethane	ND	0.50	0.48	ug/L							
Carbon Disulfide	ND	0.50	0.36	ug/L							
Carbon Tetrachloride	ND	0.50	0.15	ug/L							
Chlorobenzene	ND	0.50	0.23	ug/L							
Chloroethane	ND	0.50	0.35	ug/L							
Chloroform	ND	0.50	0.46	ug/L							
Chloromethane	ND	0.50	0.36	ug/L							
cis-1,2-Dichloroethene	ND	0.50	0.18	ug/L							
cis-1,3-Dichloropropene	ND	0.50	0.30	ug/L							
Dibromochloromethane	ND	0.50	0.37	ug/L							
Ethylbenzene	ND	0.50	0.26	ug/L							
Methyl tert Butyl Ether	ND	5.0	0.43	ug/L							
Methylene Chloride	ND	3.0	0.15	ug/L							

Client Name: Tetra Tech, Inc. - San Bernardino
Contact: Mark Feldman
Address: 301 E. Vanderbilt Way Suite 450
San Bernardino, CA 92408

Report Date: 22-Dec-2010

Project Name: Tetra-Tech Lockheed
Project Number: [none]

Work Order Number: A0L1475

Received on Ice (Y/N): Yes Temp: 3 °C

Volatile Organic Compounds by EPA 8260B - Batch Quality Control

Analyte(s)	Result	RDL	MDL	Units	Spike Level	Source Result	%REC	%REC Limits	RPD	RPD Limit	Flag
Batch 0L20036 - Purge and Trap											
Blank (0L20036-BLK1)					Prepared & Analyzed: 12/20/10						
Styrene	ND	0.50	0.22	ug/L							
Tetrachloroethene	ND	0.50	0.23	ug/L							
Toluene	ND	0.50	0.22	ug/L							
trans-1,2-Dichloroethene	ND	0.50	0.10	ug/L							
trans-1,3-Dichloropropene	ND	0.50	0.24	ug/L							
Trichloroethene	ND	0.50	0.26	ug/L							
Trichlorofluoromethane	ND	5.0	0.16	ug/L							
Vinyl Acetate	ND	10	0.48	ug/L							
Vinyl Chloride	ND	0.50	0.13	ug/L							
Xylenes (m+p)	ND	0.50	0.36	ug/L							
Xylenes (ortho)	ND	0.50	0.41	ug/L							
1,4-Dioxane	ND	35	9.3	ug/L							
Surrogate: 1,2-Dichloroethane-d4	*11.0*			ug/L	*10.0*		*110*	*80-124*			
Surrogate: Bromofluorobenzene	*11.2*			ug/L	*10.0*		*112*	*80-120*			
Surrogate: Toluene-d8	*9.30*			ug/L	*10.0*		*93.0*	*80-120*			
LCS (0L20036-BS1)					Prepared & Analyzed: 12/20/10						
1,1-Dichloroethane	21.5	0.50	0.098	ug/L	25.0		86.0	70-130			
1,1-Dichloroethene	30.2	0.50	0.12	ug/L	25.0		121	70-130			
1,4-Dichlorobenzene	23.7	0.50	0.072	ug/L	25.0		94.8	70-130			
Benzene	23.5	0.50	0.14	ug/L	25.0		94.0	70-130			
Bromodichloromethane	27.4	0.50	0.11	ug/L	25.0		110	70-130			
Bromoform	24.9	1.0	0.50	ug/L	25.0		99.5	70-130			
Chloroform	28.0	0.50	0.46	ug/L	25.0		112	70-130			
Dibromochloromethane	24.7	0.50	0.37	ug/L	25.0		99.0	70-130			
Ethylbenzene	24.2	0.50	0.26	ug/L	25.0		97.0	70-130			
Methyl tert Butyl Ether	27.0	5.0	0.43	ug/L	25.0		108	70-130			
Tetrachloroethene	24.2	0.50	0.23	ug/L	25.0		96.8	70-130			
Toluene	25.1	0.50	0.22	ug/L	25.0		100	70-130			
Trichloroethene	23.6	0.50	0.26	ug/L	25.0		94.2	70-130			
Vinyl Chloride	23.1	0.50	0.13	ug/L	25.0		92.3	70-130			
Xylenes (m+p)	49.4	0.50	0.36	ug/L	50.0		98.9	70-130			
Xylenes (ortho)	25.0	0.50	0.41	ug/L	25.0		99.8	70-130			
Surrogate: 1,2-Dichloroethane-d4	*10.1*			ug/L	*10.0*		*101*	*80-124*			
Surrogate: Bromofluorobenzene	*11.4*			ug/L	*10.0*		*114*	*80-120*			
Surrogate: Toluene-d8	*10.0*			ug/L	*10.0*		*100*	*80-120*			

E.S.BABCOCK&Sons,Inc.
Environmental Laboratories est 1906

Client Name: Tetra Tech, Inc. - San Bernardino
Contact: Mark Feldman
Address: 301 E. Vanderbilt Way Suite 450
San Bernardino, CA 92408

Report Date: 22-Dec-2010

Project Name: Tetra-Tech Lockheed
Project Number: [none]

Work Order Number: A0L1475

Received on Ice (Y/N): Yes Temp: 3 °C

Volatile Organic Compounds by EPA 8260B - Batch Quality Control

Analyte(s)	Result	RDL	MDL	Units	Spike Level	Source Result	%REC	%REC Limits	RPD	RPD Limit	Flag
Batch 0L20036 - Purge and Trap											
LCS Dup (0L20036-BSD1)					Prepared & Analyzed: 12/20/10						
1,1-Dichloroethane	22.0	0.50	0.098	ug/L	25.0		88.0	70-130	2.34	20	
1,1-Dichloroethene	28.7	0.50	0.12	ug/L	25.0		115	70-130	5.30	20	
1,4-Dichlorobenzene	23.7	0.50	0.072	ug/L	25.0		94.7	70-130	0.0422	20	
Benzene	24.7	0.50	0.14	ug/L	25.0		99.0	70-130	5.14	20	
Bromodichloromethane	28.2	0.50	0.11	ug/L	25.0		113	70-130	2.95	20	
Bromoform	25.9	1.0	0.50	ug/L	25.0		104	70-130	4.17	20	
Chloroform	28.6	0.50	0.46	ug/L	25.0		115	70-130	2.40	20	
Dibromochloromethane	25.6	0.50	0.37	ug/L	25.0		102	70-130	3.34	20	
Ethylbenzene	23.4	0.50	0.26	ug/L	25.0		93.7	70-130	3.44	20	
Methyl tert Butyl Ether	25.8	5.0	0.43	ug/L	25.0		103	70-130	4.36	20	
Tetrachloroethene	22.8	0.50	0.23	ug/L	25.0		91.2	70-130	5.96	20	
Toluene	23.7	0.50	0.22	ug/L	25.0		95.0	70-130	5.45	20	
Trichloroethene	23.8	0.50	0.26	ug/L	25.0		95.1	70-130	0.972	20	
Vinyl Chloride	22.6	0.50	0.13	ug/L	25.0		90.4	70-130	2.10	20	
Xylenes (m+p)	47.9	0.50	0.36	ug/L	50.0		95.8	70-130	3.23	20	
Xylenes (ortho)	24.0	0.50	0.41	ug/L	25.0		96.2	70-130	3.72	20	
Surrogate: 1,2-Dichloroethane-d4	*10.7*			ug/L	*10.0*		*107*	*80-124*			
Surrogate: Bromofluorobenzene	*11.4*			ug/L	*10.0*		*114*	*80-120*			
Surrogate: Toluene-d8	*9.50*			ug/L	*10.0*		*95.0*	*80-120*			
Duplicate (0L20036-DUP1)					**Source: A0L1901-01**	Prepared & Analyzed: 12/20/10					
1,1,1,2-Tetrachloroethane	ND	0.50	0.14	ug/L		ND				40	
1,1,1-Trichloroethane	ND	0.50	0.12	ug/L		ND				40	
1,1,2,2-Tetrachloroethane	ND	0.50	0.29	ug/L		ND				40	
1,1,2-Trichloroethane	ND	0.50	0.31	ug/L		ND				40	
1,1-Dichloroethane	ND	0.50	0.098	ug/L		ND				40	
1,1-Dichloroethene	ND	0.50	0.12	ug/L		ND				40	
1,1-Dichloropropene	ND	0.50	0.14	ug/L		ND				40	
1,2,3-Trichloropropane	ND	0.50	0.29	ug/L		ND				40	
1,2,4-Trichlorobenzene	ND	0.50	0.34	ug/L		ND				40	
1,2-Dichlorobenzene	ND	0.50	0.20	ug/L		ND				40	
1,2-Dichloroethane	ND	0.50	0.21	ug/L		ND				40	
1,2-Dichloropropane	ND	0.50	0.19	ug/L		ND				40	
1,3-Dichlorobenzene	ND	0.50	0.15	ug/L		ND				40	
1,3-Dichloropropane	ND	0.50	0.22	ug/L		ND				40	
1,4-Dichlorobenzene	ND	0.50	0.072	ug/L		ND				40	
2,2-Dichloropropane	ND	0.50	0.49	ug/L		ND				40	

Client Name: Tetra Tech, Inc. - San Bernardino
Contact: Mark Feldman
Address: 301 E. Vanderbilt Way Suite 450
San Bernardino, CA 92408

Report Date: 22-Dec-2010

Project Name: Tetra-Tech Lockheed
Project Number: [none]

Work Order Number: A0L1475

Received on Ice (Y/N): Yes Temp: 3 °C

Volatile Organic Compounds by EPA 8260B - Batch Quality Control

Analyte(s)	Result	RDL	MDL	Units	Spike Level	Source Result	%REC	%REC Limits	RPD	RPD Limit	Flag
Batch 0L20036 - Purge and Trap											
Duplicate (0L20036-DUP1)			**Source: A0L1901-01**	Prepared & Analyzed: 12/20/10							
2-Butanone(MEK)	ND	3.0	1.2	ug/L		ND				40	
2-Hexanone	ND	5.0	1.2	ug/L		ND				40	
4-Methyl-2-Pentanone(MIBK)	ND	5.0	0.95	ug/L		ND				40	
Acetone	5.27	10	5.0	ug/L		5.36			1.69	40	J
Acetonitrile	ND	10	2.2	ug/L		ND				40	
Acrolein	ND	10	3.7	ug/L		ND				40	
Acrylonitrile	ND	10	3.3	ug/L		ND				40	
Allyl Chloride	ND	5.0	0.20	ug/L		ND				40	
Benzene	ND	0.50	0.14	ug/L		ND				40	
Bromochloromethane	ND	0.50	0.33	ug/L		ND				40	
Bromodichloromethane	0.330	0.50	0.11	ug/L		0.340			2.99	40	J
Bromoform	ND	1.0	0.50	ug/L		0.570				40	
Bromomethane	ND	0.50	0.48	ug/L		ND				40	
Carbon Disulfide	ND	0.50	0.36	ug/L		ND				40	
Carbon Tetrachloride	ND	0.50	0.15	ug/L		ND				40	
Chlorobenzene	ND	0.50	0.23	ug/L		ND				40	
Chloroethane	ND	0.50	0.35	ug/L		ND				40	
Chloroform	ND	0.50	0.46	ug/L		ND				40	
Chloromethane	ND	0.50	0.36	ug/L		ND				40	
Chloroprene	ND	10	0.21	ug/L		ND				40	
cis-1,2-Dichloroethene	ND	0.50	0.18	ug/L		ND				40	
cis-1,3-Dichloropropene	ND	0.50	0.30	ug/L		ND				40	
Dibromochloromethane	0.510	0.50	0.37	ug/L		0.540			5.71	40	
Dibromomethane	ND	0.50	0.16	ug/L		ND				40	
Dichlorodifluoromethane	ND	0.50	0.18	ug/L		ND				40	
Ethyl Methacrylate	ND	0.50	0.48	ug/L		ND				40	
Ethylbenzene	ND	0.50	0.26	ug/L		ND				40	
Iodomethane	ND	10	1.1	ug/L		ND				40	
Isobutyl Alcohol	ND	100	4.8	ug/L		ND				40	
Methacrylonitrile	ND	10	2.9	ug/L		ND				40	
Methyl Methacrylate	ND	5.0	0.96	ug/L		ND				40	
Methyl tert Butyl Ether	ND	5.0	0.43	ug/L		ND				40	
Methylene Chloride	0.300	3.0	0.15	ug/L		0.260			14.3	40	J
Naphthalene	ND	0.50	0.44	ug/L		ND				40	
Propionitrile	ND	200	3.7	ug/L		ND				40	
Styrene	ND	0.50	0.22	ug/L		ND				40	

Client Name: Tetra Tech, Inc. - San Bernardino
Contact: Mark Feldman
Address: 301 E. Vanderbilt Way Suite 450
San Bernardino, CA 92408

Report Date: 22-Dec-2010

Project Name: Tetra-Tech Lockheed
Project Number: [none]

Work Order Number: A0L1475

Received on Ice (Y/N): Yes Temp: 3 °C

Volatile Organic Compounds by EPA 8260B - Batch Quality Control

Analyte(s)	Result	RDL	MDL	Units	Spike Level	Source Result	%REC	%REC Limits	RPD	RPD Limit	Flag
Batch 0L20036 - Purge and Trap											
Duplicate (0L20036-DUP1)			**Source: A0L1901-01**	Prepared & Analyzed: 12/20/10							
Tetrachloroethene	ND	0.50	0.23	ug/L		ND				40	
Toluene	ND	0.50	0.22	ug/L		ND				40	
trans-1,2-Dichloroethene	ND	0.50	0.10	ug/L		ND				40	
trans-1,3-Dichloropropene	ND	0.50	0.24	ug/L		ND				40	
trans-1,4-Dichloro-2-butene	ND	5.0	0.58	ug/L		ND				40	
Trichloroethene	ND	0.50	0.26	ug/L		ND				40	
Trichlorofluoromethane	ND	5.0	0.16	ug/L		ND				40	
Vinyl Acetate	ND	10	0.48	ug/L		ND				40	
Vinyl Chloride	ND	0.50	0.13	ug/L		ND				40	
Xylenes (m+p)	ND	0.50	0.36	ug/L		ND				40	
Xylenes (ortho)	ND	0.50	0.41	ug/L		ND				40	
Xylenes (total)	ND	1.0	0.41	ug/L		ND				200	
Surrogate: 1,2-Dichloroethane-d4	*10.9*			ug/L	*10.0*		*109*	*80-124*			
Surrogate: Bromofluorobenzene	*11.2*			ug/L	*10.0*		*112*	*80-120*			
Surrogate: Toluene-d8	*9.46*			ug/L	*10.0*		*94.6*	*80-120*			
Matrix Spike (0L20036-MS1)			**Source: A0L1902-01**	Prepared & Analyzed: 12/20/10							
1,1-Dichloroethane	24.3	0.50	0.098	ug/L	25.0	ND	97.1	70-130			
1,1-Dichloroethene	31.8	0.50	0.12	ug/L	25.0	ND	127	70-130			
1,4-Dichlorobenzene	25.0	0.50	0.072	ug/L	25.0	ND	99.9	70-130			
Benzene	25.4	0.50	0.14	ug/L	25.0	ND	102	70-130			
Bromodichloromethane	30.2	0.50	0.11	ug/L	25.0	ND	121	70-130			
Bromoform	26.6	1.0	0.50	ug/L	25.0	0.600	104	70-130			
Chloroform	29.8	0.50	0.46	ug/L	25.0	ND	119	70-130			
Dibromochloromethane	26.0	0.50	0.37	ug/L	25.0	ND	104	70-130			
Ethylbenzene	24.9	0.50	0.26	ug/L	25.0	ND	99.6	70-130			
Methyl tert Butyl Ether	25.6	5.0	0.43	ug/L	25.0	ND	103	70-130			
Tetrachloroethene	25.5	0.50	0.23	ug/L	25.0	ND	102	70-130			
Toluene	27.3	0.50	0.22	ug/L	25.0	ND	109	70-130			
Trichloroethene	26.7	0.50	0.26	ug/L	25.0	ND	107	70-130			
Vinyl Chloride	25.9	0.50	0.13	ug/L	25.0	ND	103	70-130			
Xylenes (m+p)	51.3	0.50	0.36	ug/L	50.0	ND	103	70-130			
Xylenes (ortho)	26.4	0.50	0.41	ug/L	25.0	ND	106	70-130			
Surrogate: 1,2-Dichloroethane-d4	*10.0*			ug/L	*10.0*		*100*	*80-124*			
Surrogate: Bromofluorobenzene	*10.9*			ug/L	*10.0*		*109*	*80-120*			
Surrogate: Toluene-d8	*10.3*			ug/L	*10.0*		*103*	*80-120*			

E.S.BABCOCK&Sons,Inc.
Environmental Laboratories est 1906

Client Name: Tetra Tech, Inc. - San Bernardino
Contact: Mark Feldman
Address: 301 E. Vanderbilt Way Suite 450
San Bernardino, CA 92408

Report Date: 22-Dec-2010

Project Name: Tetra-Tech Lockheed
Project Number: [none]

Work Order Number: A0L1475

Received on Ice (Y/N): Yes Temp: 3 °C

Notes and Definitions

J	Estimated value
ND:	Analyte NOT DETECTED at or above the Method Detection Limit **(if MDL is reported)**, otherwise at or above the Reportable Detection Limit (RDL)
NR:	Not Reported
RDL:	Reportable Detection Limit
MDL:	Method Detection Limit

* / (Non-NELAP): NELAP does not offer accreditation for this analyte/method/matrix combination

Approval

Enclosed are the analytical results for the submitted sample(s). Babcock Laboratories certify the data presented as part of this report meet the minimum quality standards in the referenced analytical methods. Any exceptions have been noted. Babcock Laboratories and its officers and employees assume no responsibility and make no warranty, express or implied, for uses or interpretations made by any recipients, intended or unintended, of this report.

Lorenzo Rodriguez

Lorenzo (Z) Rodriguez

Project Manager

cc:

ESB_ mdl_PDF

E.S.BABCOCK&Sons,Inc.
Environmental Laboratories est 1906

Client Name: Tetra Tech, Inc. - San Bernardino
Contact: Mark Feldman
Address: 301 E. Vanderbilt Way Suite 450
San Bernardino, CA 92408

Report Date: 22-Dec-2010

Analytical Report: Page 22 of 22
Project Name: Tetra-Tech Lockheed
Project Number: [none]

Work Order Number: A0L1475

Received on Ice (Y/N): Yes Temp: 3 °C



CHAIN OF CUSTODY RECORD

DATE 12/14/10 PAGE 1 OF 1

SHIP TO: BABCOCK

TETRA TECH, INC.
301 E. Vanderbilt Way, Suite 450
San Bernardino, California 92408
Telephone: (909) 381-1674
FAX: (909) 889-1391

CLIENT: LMC
PROJECT NAME: Beaumont Site 1, Groundwater Sampling
PROJECT MANAGER: Chris Patrick
TC#: ~~25241.04.0001~~ 26205-01.0102
SAMPLERS (Signature): Mark Feldman

PARAMETERS: Perchlorate/Chlorate (332.0); Sulfate/Nitrate/Chloride (300.0); Nitrite (SM4500NO2B); Alkalinity (SM2320B); VOCs (8260B); 1,4 Dioxane (8270 c) (m); Methane, Ethane, Ethene (RSK175); DOC (5310.0); Dissolved Manganese (6010)

LINE ITEM	SAMPLE NO.	DATE	TIME	FILTERED/UNFILTERED	MATRIX TYPE	CONTAINER TYPE	NUMBER OF CONTAINERS	PRESERVATIVE
1.	TB-121410	12/14/10	0800	U	W	G	2	HCl
2.	mw-107	"	0934	"	"	"	3	"
3.	mw-104	"	1105	"	"	"	9	"
4.	mw-103	"	1254	"	"	"	3	"
5.								
6.								
7.								
8.								
9.								
10.								

FILTERING: ☐ FILTERED ☒ UNFILTERED

MATRIX TYPE: S - Soil, M - Sediment, W - Water

CONTAINER TYPE: G - Glass Bottle/Jar, SS - Stainless Steel Sleeve, SB - Brass Sleeve, P - Plastic Bottle/Jar

PRESERVATIVES: (Water Only) HCL, NaOH, NR (None required), H_2SO_4

TURN-AROUND TIME: Standard

OBSERVATIONS/COMMENTS: Please report data to MDL

	SIGNATURE	COMPANY	DATE	TIME
RELINQUISHED BY	Mark Feldman	TETRA TECH, INC.	12/14/10	1420
RECEIVED BY	[signature]	CSB	12-14-10	14:20
RELINQUISHED BY	[signature]			
RECEIVED BY	[signature]			

TOTAL NUMBER OF CONTAINERS ON THIS CHAIN OF CUSTODY: 17

METHOD OF SHIPMENT/SHIPMENT NO.

Special Shipping/Handling/Storage Requirements: T=3°C

A0L1475 DEC 14 2010

DISTRIBUTION: White and Pink = Tetra Tech, Inc. Canary = Laboratory

X:\GIS\ATT-MISC\COCR Site1_6-4-10.CDR

E.S.BABCOCK&Sons,Inc.
Environmental Laboratories est 1906

Client Name: Tetra Tech, Inc. - San Bernardino
Contact: Mark Feldman
Address: 301 E. Vanderbilt Way Suite 450
San Bernardino, CA 92408

Report Date: 29-Dec-2010

Analytical Report: Page 1 of 11
Project Name: Tetra-Tech Lockheed
Project Number: [none]

Work Order Number: A0L1478

Received on Ice (Y/N): Yes Temp: 3 °C

Attached is the analytical report for the sample(s) received for your project. Below is a list of the individual sample descriptions with the corresponding laboratory number(s). Also, enclosed is a copy of the Chain of Custody document (if received with your sample(s)). Please note any unused portion of the sample(s) may be responsibly discarded after 30 days from the above report date, unless you have requested otherwise.

Thank you for the opportunity to serve your analytical needs. If you have any questions or concerns regarding this report please contact our client service department.

Sample Identification

Lab Sample #	Client Sample ID	Matrix	Date Sampled	By	Date Submitted	By
A0L1478-01	MW-107 Beaumont Site 1, Groundwater Sampling Plant Uptake	Liquid	12/14/10 09:39	Mandy Selders	12/14/10 14:20	Mandy Selders
A0L1478-02	MW-104 Beaumont Site 1, Groundwater Sampling Plant Uptake	Liquid	12/14/10 11:05	Mandy Selders	12/14/10 14:20	Mandy Selders
A0L1478-03	MW-103 Beaumont Site 1, Groundwater Sampling Plant Uptake	Liquid	12/14/10 12:54	Mandy Selders	12/14/10 14:20	Mandy Selders

E.S.BABCOCK&Sons,Inc.
Environmental Laboratories est 1906

Client Name: Tetra Tech, Inc. - San Bernardino
Contact: Mark Feldman
Address: 301 E. Vanderbilt Way Suite 450
San Bernardino, CA 92408

Report Date: 29-Dec-2010

Project Name: Tetra-Tech Lockheed
Project Number: [none]

Work Order Number: A0L1478

Received on Ice (Y/N): Yes Temp: 3 °C

Laboratory Reference Number

A0L1478-01

Sample Description	Matrix	Sampled Date/Time	Received Date/Time
MW-107 Beaumont Site 1, Groundwater Sampling Plant Uptake	Liquid	12/14/10 09:39	12/14/10 14:20

Analyte(s)	Result	RDL	MDL	Units	Method	Analysis Date	Analyst	Flag
Solids								
Total Dissolved Solids	380	20	11	mg/L	SM 2540C	12/17/10 20:45	je	
Aggregate Organic Compounds								
Total Organic Carbon	2.1	0.70	0.36	mg/L	SM 5310B	12/18/10 01:04	cmd	
Dissolved Organic Carbon	2.0	0.70	0.36	mg/L	SM 5310B	12/18/10 08:32	cmd	N-TOC(
General Inorganics								
Perchlorate	14	0.10	0.071	ug/L*	EPA 332.0	12/15/10 17:45	sll	
Semivolatile Organic Compounds by EPA 8270C SIM								
1,4-Dioxane	12	0.20	0.10	ug/L	EPA8270C M	12/18/10 18:03	DF	

E.S.BABCOCK&Sons,Inc.
Environmental Laboratories est 1906

Client Name: Tetra Tech, Inc. - San Bernardino
Contact: Mark Feldman
Address: 301 E. Vanderbilt Way Suite 450
San Bernardino, CA 92408

Report Date: 29-Dec-2010

Project Name: Tetra-Tech Lockheed
Project Number: [none]

Work Order Number: A0L1478

Received on Ice (Y/N): Yes Temp: 3 °C

Laboratory Reference Number

A0L1478-02

Sample Description	Matrix	Sampled Date/Time	Received Date/Time
MW-104 Beaumont Site 1, Groundwater Sampling Plant Uptake	Liquid	12/14/10 11:05	12/14/10 14:20

Analyte(s)	Result	RDL	MDL	Units	Method	Analysis Date	Analyst	Flag
Solids								
Total Dissolved Solids	200	20	11	mg/L	SM 2540C	12/17/10 20:45	je	
Aggregate Organic Compounds								
Total Organic Carbon	0.92	0.70	0.36	mg/L	SM 5310B	12/18/10 01:04	cmd	
Dissolved Organic Carbon	0.72	0.70	0.36	mg/L	SM 5310B	12/18/10 08:32	cmd	N-TOC
General Inorganics								
Perchlorate	ND	0.10	0.071	ug/L*	EPA 332.0	12/15/10 17:45	sll	
Semivolatile Organic Compounds by EPA 8270C SIM								
1,4-Dioxane	31	0.20	0.10	ug/L	EPA8270C M	12/18/10 18:31	DF	

E.S.BABCOCK&Sons,Inc.
Environmental Laboratories est 1906

Client Name: Tetra Tech, Inc. - San Bernardino
Contact: Mark Feldman
Address: 301 E. Vanderbilt Way Suite 450
San Bernardino, CA 92408

Report Date: 29-Dec-2010

Project Name: Tetra-Tech Lockheed
Project Number: [none]

Work Order Number: A0L1478

Received on Ice (Y/N): Yes Temp: 3 °C

Laboratory Reference Number

A0L1478-03

Sample Description	Matrix	Sampled Date/Time	Received Date/Time
MW-103 Beaumont Site 1, Groundwater Sampling Plant Uptake	Liquid	12/14/10 12:54	12/14/10 14:20

Analyte(s)	Result	RDL	MDL	Units	Method	Analysis Date	Analyst	Flag
Solids								
Total Dissolved Solids	230	20	11	mg/L	SM 2540C	12/17/10 20:45	je	
Aggregate Organic Compounds								
Total Organic Carbon	0.66	0.70	0.36	mg/L	SM 5310B	12/18/10 01:04	cmd	J
Dissolved Organic Carbon	1.4	0.70	0.36	mg/L	SM 5310B	12/23/10 21:57	cmd	N-TOC(
General Inorganics								
Perchlorate	5.6	0.10	0.071	ug/L*	EPA 332.0	12/15/10 17:45	sll	
Semivolatile Organic Compounds by EPA 8270C SIM								
1,4-Dioxane	17	0.20	0.10	ug/L	EPA8270C M	12/18/10 19:00	DF	

E.S.BABCOCK&Sons,Inc.
Environmental Laboratories est 1906

Client Name: Tetra Tech, Inc. - San Bernardino
Contact: Mark Feldman
Address: 301 E. Vanderbilt Way Suite 450
San Bernardino, CA 92408

Report Date: 29-Dec-2010

Project Name: Tetra-Tech Lockheed
Project Number: [none]

Work Order Number: A0L1478

Received on Ice (Y/N): Yes Temp: 3 °C

Solids - Batch Quality Control

Analyte(s)	Result	RDL	MDL	Units	Spike Level	Source Result	%REC	%REC Limits	RPD	RPD Limit	Flag
Batch 0L17054 - Analyzed as received											
Blank (0L17054-BLK1)					Prepared & Analyzed: 12/17/10						
Total Dissolved Solids	5.50	10	5.5	mg/L							J
LCS (0L17054-BS1)					Prepared & Analyzed: 12/17/10						
Total Dissolved Solids	761	20	11	mg/L	746		102	90-110			
Duplicate (0L17054-DUP1)				**Source: A0L1478-02**	Prepared & Analyzed: 12/17/10						
Total Dissolved Solids	226	20	11	mg/L		196			14.2	20	
Duplicate (0L17054-DUP2)				**Source: A0L1549-01**	Prepared & Analyzed: 12/17/10						
Total Dissolved Solids	2780	80	44	mg/L		3060			9.86	20	

Client Name: Tetra Tech, Inc. - San Bernardino
Contact: Mark Feldman
Address: 301 E. Vanderbilt Way Suite 450
San Bernardino, CA 92408

Report Date: 29-Dec-2010

Project Name: Tetra-Tech Lockheed
Project Number: [none]

Work Order Number: A0L1478

Received on Ice (Y/N): Yes Temp: 3 °C

Aggregate Organic Compounds - Batch Quality Control

Analyte(s)	Result	RDL	MDL	Units	Spike Level	Source Result	%REC	%REC Limits	RPD	RPD Limit	Flag
Batch 0L17010 - As recieved											
Blank (0L17010-BLK1)					Prepared: 12/17/10 Analyzed: 12/18/10						
Total Organic Carbon	ND	0.70	0.36	mg/L							
Blank (0L17010-BLK2)					Prepared: 12/17/10 Analyzed: 12/18/10						
Total Organic Carbon	ND	0.70	0.36	mg/L							
LCS (0L17010-BS1)					Prepared: 12/17/10 Analyzed: 12/18/10						
Total Organic Carbon	3.84	0.70	0.36	mg/L	4.00		96.0	90-110			
LCS (0L17010-BS2)					Prepared: 12/17/10 Analyzed: 12/18/10						
Total Organic Carbon	3.83	0.70	0.36	mg/L	4.00		95.8	90-110			
Matrix Spike (0L17010-MS1)		**Source: A0L1478-02**			Prepared: 12/17/10 Analyzed: 12/18/10						
Total Organic Carbon	4.91	0.70	0.36	mg/L	4.00	0.922	99.7	80-120			
Matrix Spike Dup (0L17010-MSD1)		**Source: A0L1478-02**			Prepared: 12/17/10 Analyzed: 12/18/10						
Total Organic Carbon	5.05	0.70	0.36	mg/L	4.00	0.922	103	80-120	2.85	10	
Batch 0L17011 - As recieved											
Blank (0L17011-BLK1)					Prepared: 12/17/10 Analyzed: 12/18/10						
Dissolved Organic Carbon	ND	0.70	0.36	mg/L							
LCS (0L17011-BS1)					Prepared: 12/17/10 Analyzed: 12/18/10						
Dissolved Organic Carbon	3.96	0.70	0.36	mg/L	4.00		99.0	81.5-118			
Matrix Spike (0L17011-MS1)		**Source: A0L1478-02**			Prepared: 12/17/10 Analyzed: 12/18/10						
Dissolved Organic Carbon	5.34	0.70	0.36	mg/L	4.00	0.718	115	80-120			

E.S.BABCOCK&Sons,Inc.
Environmental Laboratories est 1906

Client Name: Tetra Tech, Inc. - San Bernardino
Contact: Mark Feldman
Address: 301 E. Vanderbilt Way Suite 450
San Bernardino, CA 92408

Report Date: 29-Dec-2010

Project Name: Tetra-Tech Lockheed
Project Number: [none]

Work Order Number: A0L1478

Received on Ice (Y/N): Yes Temp: 3 °C

Aggregate Organic Compounds - Batch Quality Control

Analyte(s)	Result	RDL	MDL	Units	Spike Level	Source Result	%REC	%REC Limits	RPD	RPD Limit	Flag
Batch 0L17011 - As recieved											
Matrix Spike Dup (0L17011-MSD1)		**Source: A0L1478-02**			Prepared: 12/17/10		Analyzed: 12/18/10				
Dissolved Organic Carbon	5.30	0.70	0.36	mg/L	4.00	0.718	114	80-120	0.715	10	
Batch 0L22015 - As recieved											
Blank (0L22015-BLK1)					Prepared & Analyzed: 12/22/10						
Dissolved Organic Carbon	ND	0.70	0.36	mg/L							
LCS (0L22015-BS1)					Prepared & Analyzed: 12/22/10						
Dissolved Organic Carbon	3.81	0.70	0.36	mg/L	4.00		95.4	81.5-118			
Matrix Spike (0L22015-MS1)		**Source: A0L2245-07**			Prepared: 12/22/10		Analyzed: 12/23/10				
Dissolved Organic Carbon	12.2	0.70	0.36	mg/L	4.00	7.72	111	80-120			
Matrix Spike Dup (0L22015-MSD1)		**Source: A0L2245-07**			Prepared: 12/22/10		Analyzed: 12/23/10				
Dissolved Organic Carbon	12.2	0.70	0.36	mg/L	4.00	7.72	111	80-120	0.0823	10	

Client Name: Tetra Tech, Inc. - San Bernardino
Contact: Mark Feldman
Address: 301 E. Vanderbilt Way Suite 450
San Bernardino, CA 92408

Report Date: 29-Dec-2010

Project Name: Tetra-Tech Lockheed
Project Number: [none]

Work Order Number: A0L1478

Received on Ice (Y/N): Yes Temp: 3 °C

General Inorganics - Batch Quality Control

Analyte(s)	Result	RDL	MDL	Units	Spike Level	Source Result	%REC	%REC Limits	RPD	RPD Limit	Flag
Batch 0L14050 - Analyzed as received											
Blank (0L14050-BLK1)					Prepared: 12/14/10 Analyzed: 12/15/10						
Perchlorate	ND	0.10	0.071	ug/L*							
LCS (0L14050-BS1)					Prepared: 12/14/10 Analyzed: 12/15/10						
Perchlorate	5.16	0.10	0.071	ug/L*	5.00		103	80-120			
Duplicate (0L14050-DUP1)					**Source: A0L1190-01** Prepared: 12/14/10 Analyzed: 12/15/10						
Perchlorate	25.6	0.10	0.071	ug/L*		26.0			1.70	20	
Matrix Spike (0L14050-MS1)					**Source: A0L1190-01** Prepared: 12/14/10 Analyzed: 12/15/10						
Perchlorate	30.7	0.10	0.071	ug/L*	5.00	26.0	92.9	80-120			
Matrix Spike Dup (0L14050-MSD1)					**Source: A0L1190-01** Prepared: 12/14/10 Analyzed: 12/15/10						
Perchlorate	30.5	0.10	0.071	ug/L*	5.00	26.0	89.9	80-120	0.482	20	

Client Name: Tetra Tech, Inc. - San Bernardino
Contact: Mark Feldman
Address: 301 E. Vanderbilt Way Suite 450
San Bernardino, CA 92408

Report Date: 29-Dec-2010

Project Name: Tetra-Tech Lockheed
Project Number: [none]

Work Order Number: A0L1478

Received on Ice (Y/N): Yes Temp: 3 °C

Semivolatile Organic Compounds by EPA 8270C SIM - Batch Quality Control

Analyte(s)	Result	RDL	MDL	Units	Spike Level	Source Result	%REC	%REC Limits	RPD	RPD Limit	Flag
Batch 0L16023 - EPA 3520C											
Blank (0L16023-BLK1)					Prepared: 12/16/10 Analyzed: 12/18/10						
1,4-Dioxane	ND	0.20	0.10	ug/L							
LCS (0L16023-BS1)					Prepared: 12/16/10 Analyzed: 12/18/10						
1,4-Dioxane	0.520	0.20	0.10	ug/L	0.500		104	85-127			
LCS Dup (0L16023-BSD1)					Prepared: 12/16/10 Analyzed: 12/18/10						
1,4-Dioxane	0.505	0.20	0.10	ug/L	0.500		101	85-127	2.93	20	
Matrix Spike (0L16023-MS1)		**Source: A0L1478-02**			Prepared: 12/16/10 Analyzed: 12/18/10						
1,4-Dioxane	29.9	0.20	0.10	ug/L	1.00	31.2	-127	63-142			QM-5X
Matrix Spike Dup (0L16023-MSD1)		**Source: A0L1478-02**			Prepared: 12/16/10 Analyzed: 12/18/10						
1,4-Dioxane	31.6	0.20	0.10	ug/L	1.00	31.2	43.0	63-142	5.53	40	QM-5X

Client Name: Tetra Tech, Inc. - San Bernardino
Contact: Mark Feldman
Address: 301 E. Vanderbilt Way Suite 450
San Bernardino, CA 92408

Report Date: 29-Dec-2010

Project Name: Tetra-Tech Lockheed
Project Number: [none]

Work Order Number: A0L1478

Received on Ice (Y/N): Yes Temp: 3 °C

Notes and Definitions

J	Estimated value
N-TOCd	Sample filtered and preserved at laboratory after 15 minute regulatory holding time.
QM-5X	Due to analyte concentration greater than or equal to 5 times the spike concentration, recoveries for the MS and/or MSD did not meet laboratory acceptance criteria.
ND:	Analyte NOT DETECTED at or above the Method Detection Limit **(if MDL is reported)**, otherwise at or above the Reportable Detection Limit (RDL)
NR:	Not Reported
RDL:	Reportable Detection Limit
MDL:	Method Detection Limit

* / (Non-NELAP): NELAP does not offer accreditation for this analyte/method/matrix combination

Approval

Enclosed are the analytical results for the submitted sample(s). Babcock Laboratories certify the data presented as part of this report meet the minimum quality standards in the referenced analytical methods. Any exceptions have been noted. Babcock Laboratories and its officers and employees assume no responsibility and make no warranty, express or implied, for uses or interpretations made by any recipients, intended or unintended, of this report.

Lorenzo Rodriguez

Lorenzo (Z) Rodriguez

Project Manager

cc:

ESB_ mdl_PDF

E.S.BABCOCK&Sons,Inc.
Environmental Laboratories est 1906

Client Name: Tetra Tech, Inc. - San Bernardino
Contact: Mark Feldman
Address: 301 E. Vanderbilt Way Suite 450
San Bernardino, CA 92408

Report Date: 29-Dec-2010

Analytical Report: Page 11 of 11
Project Name: Tetra-Tech Lockheed
Project Number: [none]

Work Order Number: A0L1478

Received on Ice (Y/N): Yes Temp: 3 °C

CHAIN OF CUSTODY RECORD

DATE 12/14/10 PAGE 1 OF 1

TETRA TECH, INC.
301 E. Vanderbilt Way, Suite 450
San Bernardino, California 92408
Telephone: (909) 381-1674
FAX: (909) 889-1391

SHIP TO: BABCOCK

CLIENT: LMC

PROJECT NAME: Beaumont Site 1, Groundwater Sampling Plant uptake

PROJECT MANAGER: ~~Chris Patrick~~ Christie Ispango

TC #: 25241-01.~~0503~~ 0503

SAMPLERS (Signatures): Miranda Sheldon

TURN-AROUND TIME: Standard

OBSERVATIONS/COMMENTS: Please report data to MDL.

LINE ITEM	SAMPLE NO.	DATE	TIME	Perchlorate/~~Bromide~~ (332.0)	Sulfate/Nitrate/Chloride (300.0)	Nitrite (SM4500NO2B)	Alkalinity (SM2320B)	VOCs (8260B)	1,4 Dioxane (8270 c) (m)	Methane, Ethane, Ethene (RSK175)	DOC (5310.c) B	Dissolved Manganese (6010)	TIC (5310 c)	Total Dissolved Solids (2540c)	FILTERED/UNFILTERED	MATRIX TYPE	CONTAINER TYPE	NUMBER OF CONTAINERS	PRESERVATIVE
1.	MW-107	12/14/10	0939	X					X		X		X		F	W	P	10	Ice
2.	MW-104	"	1105	X					X		X		X					30	"
3.	MW-103	"	1254	X					X		X		X					10	"
4.																			
5.																			
6.																			
7.																			
8.																			
9.																			
10.																			

FILTERING: FILTERED / X UNFILTERED

MATRIX TYPE: S - Soil, M - Sediment, W - Water

CONTAINER TYPE: G - Glass Bottle/Jar, SS - Stainless Steel Sleeve, SB - Brass Sleeve, P - Plastic Bottle/Jar

PRESERVATIVES: (Water Only) HCL, NaOH, NR (None required), H_2SO_4

RELINQUISHED BY	SIGNATURE	TETRA TECH, INC.	DATE 12/14/10	TIME 1420	TOTAL NUMBER OF CONTAINERS ON THIS CHAIN OF CUSTODY: 50
RECEIVED BY	SIGNATURE	COMPANY	DATE 12-14-10	TIME 14:20	METHOD OF SHIPMENT/SHIPMENT NO.
RELINQUISHED BY	SIGNATURE	COMPANY	DATE	TIME	Special Shipping/Handling/Storage Requirements: T=3°C
RECEIVED BY	SIGNATURE	COMPANY	DATE	TIME	

A0L1478AB DEC 14 2010

DISTRIBUTION: White and Pink = Tetra Tech, Inc. Canary = Laboratory

X:\GIS\ATT-MISC\CCCR Site1_6-4-10.CDR

E.S.BABCOCK&Sons,Inc.
Environmental Laboratories est 1906

Client Name: Tetra Tech, Inc. - San Bernardino
Contact: Mark Feldman
Address: 301 E. Vanderbilt Way Suite 450
San Bernardino, CA 92408

Report Date: 18-Jan-2011

Project Name: Tetra-Tech Lockheed
Project Number: [none]

Work Order Number: A1A0159

Received on Ice (Y/N): Yes Temp: 3 °C

Attached is the analytical report for the sample(s) received for your project. Below is a list of the individual sample descriptions with the corresponding laboratory number(s). Also, enclosed is a copy of the Chain of Custody document (if received with your sample(s)). Please note any unused portion of the sample(s) may be responsibly discarded after 30 days from the above report date, unless you have requested otherwise.

Thank you for the opportunity to serve your analytical needs. If you have any questions or concerns regarding this report please contact our client service department.

Sample Identification

Lab Sample #	Client Sample ID	Matrix	Date Sampled	By	Date Submitted	By
A1A0159-01	LTB-010311 LMC Beaumont Site 1	Liquid	01/03/11 07:00	Jose R. Santoya	01/04/11 07:30	William Bayle
A1A0159-02	SW-01 LMC Beaumont Site 1	Liquid	01/03/11 09:14	Jose R. Santoya	01/04/11 07:30	William Bayle
A1A0159-03	SW-08 LMC Beaumont Site 1	Liquid	01/03/11 09:55	Jose R. Santoya	01/04/11 07:30	William Bayle
A1A0159-04	SW-13 LMC Beaumont Site 1	Liquid	01/03/11 10:10	Jose R. Santoya	01/04/11 07:30	William Bayle
A1A0159-05	SW-02 LMC Beaumont Site 1	Liquid	01/03/11 10:44	Jose R. Santoya	01/04/11 07:30	William Bayle
A1A0159-06	SW-03 LMC Beaumont Site 1	Liquid	01/03/11 11:13	Jose R. Santoya	01/04/11 07:30	William Bayle
A1A0159-07	SW-14 LMC Beaumont Site 1	Liquid	01/03/11 12:35	Jose R. Santoya	01/04/11 07:30	William Bayle
A1A0159-08	SW-15 LMC Beaumont Site 1	Liquid	01/03/11 13:02	Jose R. Santoya	01/04/11 07:30	William Bayle
A1A0159-09	SW-10 LMC Beaumont Site 1	Liquid	01/03/11 13:20	Jose R. Santoya	01/04/11 07:30	William Bayle
A1A0159-10	SW-16 LMC Beaumont Site 1	Liquid	01/03/11 14:32	Jose R. Santoya	01/04/11 07:30	William Bayle

Client Name: Tetra Tech, Inc. - San Bernardino
Contact: Mark Feldman
Address: 301 E. Vanderbilt Way Suite 450
San Bernardino, CA 92408

Report Date: 18-Jan-2011

Project Name: Tetra-Tech Lockheed
Project Number: [none]

Work Order Number: A1A0159

Received on Ice (Y/N): Yes Temp: 3 °C

Laboratory Reference Number
A1A0159-01

Sample Description	Matrix	Sampled Date/Time	Received Date/Time
LTB-010311 LMC Beaumont Site 1	Liquid	01/03/11 07:00	01/04/11 7:30

Analyte(s)	Result	RDL	MDL	Units	Method	Analysis Date	Analyst	Flag
Volatile Organic Compounds by EPA 8260B								
1,1,1-Trichloroethane	ND	0.50	0.12	ug/L	8260B_SIM	01/10/11 18:24	eec	
1,1,2,2-Tetrachloroethane	ND	0.50	0.29	ug/L	8260B_SIM	01/10/11 18:24	eec	
1,1,2-Trichloroethane	ND	0.50	0.31	ug/L	8260B_SIM	01/10/11 18:24	eec	
1,1-Dichloroethane	ND	0.50	0.098	ug/L	8260B_SIM	01/10/11 18:24	eec	
1,1-Dichloroethene	ND	0.50	0.12	ug/L	8260B_SIM	01/10/11 18:24	eec	
1,2,3-Trichloropropane	ND	0.50	0.29	ug/L	8260B_SIM	01/10/11 18:24	eec	
1,2-Dichlorobenzene	ND	0.50	0.20	ug/L	8260B_SIM	01/10/11 18:24	eec	
1,2-Dichloroethane	ND	0.50	0.21	ug/L	8260B_SIM	01/10/11 18:24	eec	
1,2-Dichloropropane	ND	0.50	0.19	ug/L	8260B_SIM	01/10/11 18:24	eec	
1,3-Dichlorobenzene	ND	0.50	0.15	ug/L	8260B_SIM	01/10/11 18:24	eec	
1,4-Dichlorobenzene	ND	0.50	0.072	ug/L	8260B_SIM	01/10/11 18:24	eec	
2-Butanone(MEK)	ND	3.0	1.2	ug/L	8260B_SIM	01/10/11 18:24	eec	
2-Hexanone	ND	5.0	1.2	ug/L	8260B_SIM	01/10/11 18:24	eec	
4-Methyl-2-Pentanone(MIBK)	ND	5.0	0.95	ug/L	8260B_SIM	01/10/11 18:24	eec	
Acetone	ND	10	5.0	ug/L	8260B_SIM	01/10/11 18:24	eec	
Benzene	ND	0.50	0.14	ug/L	8260B_SIM	01/10/11 18:24	eec	
Bromodichloromethane	ND	0.50	0.11	ug/L	8260B_SIM	01/10/11 18:24	eec	
Bromoform	ND	1.0	0.50	ug/L	8260B_SIM	01/10/11 18:24	eec	
Bromomethane	ND	0.50	0.48	ug/L	8260B_SIM	01/10/11 18:24	eec	
Carbon Disulfide	ND	0.50	0.36	ug/L	8260B_SIM	01/10/11 18:24	eec	
Carbon Tetrachloride	ND	0.50	0.15	ug/L	8260B_SIM	01/10/11 18:24	eec	
Chlorobenzene	ND	0.50	0.23	ug/L	8260B_SIM	01/10/11 18:24	eec	
Chloroethane	ND	0.50	0.35	ug/L	8260B_SIM	01/10/11 18:24	eec	
Chloroform	ND	0.50	0.46	ug/L	8260B_SIM	01/10/11 18:24	eec	
Chloromethane	ND	0.50	0.36	ug/L	8260B_SIM	01/10/11 18:24	eec	
cis-1,2-Dichloroethene	ND	0.50	0.18	ug/L	8260B_SIM	01/10/11 18:24	eec	
cis-1,3-Dichloropropene	ND	0.50	0.30	ug/L	8260B_SIM	01/10/11 18:24	eec	
Dibromochloromethane	ND	0.50	0.37	ug/L	8260B_SIM	01/10/11 18:24	eec	
Ethylbenzene	ND	0.50	0.26	ug/L	8260B_SIM	01/10/11 18:24	eec	
Methyl tert Butyl Ether	ND	5.0	0.43	ug/L	8260B_SIM	01/10/11 18:24	eec	
Methylene Chloride	0.15	3.0	0.15	ug/L	8260B_SIM	01/10/11 18:24	eec	J
Styrene	ND	0.50	0.22	ug/L	8260B_SIM	01/10/11 18:24	eec	
Tetrachloroethene	ND	0.50	0.23	ug/L	8260B_SIM	01/10/11 18:24	eec	

E.S.BABCOCK&Sons,Inc.
Environmental Laboratories est 1906

Client Name: Tetra Tech, Inc. - San Bernardino
Contact: Mark Feldman
Address: 301 E. Vanderbilt Way Suite 450
San Bernardino, CA 92408

Report Date: 18-Jan-2011

Project Name: Tetra-Tech Lockheed
Project Number: [none]

Work Order Number: A1A0159

Received on Ice (Y/N): Yes Temp: 3 °C

Laboratory Reference Number
A1A0159-01

Sample Description	Matrix	Sampled Date/Time	Received Date/Time
LTB-010311 LMC Beaumont Site 1	Liquid	01/03/11 07:00	01/04/11 7:30

Analyte(s)	Result		RDL	MDL	Units	Method	Analysis Date	Analyst	Flag
Volatile Organic Compounds by EPA 8260B									
Toluene	ND		0.50	0.22	ug/L	8260B_SIM	01/10/11 18:24	eec	
trans-1,2-Dichloroethene	ND		0.50	0.10	ug/L	8260B_SIM	01/10/11 18:24	eec	
trans-1,3-Dichloropropene	ND		0.50	0.24	ug/L	8260B_SIM	01/10/11 18:24	eec	
Trichloroethene	ND		0.50	0.26	ug/L	8260B_SIM	01/10/11 18:24	eec	
Trichlorofluoromethane	ND		5.0	0.16	ug/L	8260B_SIM	01/10/11 18:24	eec	
Vinyl Acetate	ND		10	0.48	ug/L	8260B_SIM	01/10/11 18:24	eec	
Vinyl Chloride	ND		0.50	0.13	ug/L	8260B_SIM	01/10/11 18:24	eec	
Xylenes (m+p)	ND		0.50	0.36	ug/L	8260B_SIM	01/10/11 18:24	eec	
Xylenes (ortho)	ND		0.50	0.41	ug/L	8260B_SIM	01/10/11 18:24	eec	
1,4-Dioxane	ND		35	9.3	ug/L	8260B_SIM	01/10/11 18:24	eec	
Surrogate: 1,2-Dichloroethane-d4	97.2	%	80-124			EPA 8260B	01/10/11 18:24	eec	
Surrogate: Bromofluorobenzene	105	%	80-120			EPA 8260B	01/10/11 18:24	eec	
Surrogate: Toluene-d8	103	%	80-120			EPA 8260B	01/10/11 18:24	eec	

E.S.BABCOCK&Sons,Inc.
Environmental Laboratories est 1906

Client Name: Tetra Tech, Inc. - San Bernardino
Contact: Mark Feldman
Address: 301 E. Vanderbilt Way Suite 450
San Bernardino, CA 92408

Report Date: 18-Jan-2011

Project Name: Tetra-Tech Lockheed
Project Number: [none]

Work Order Number: A1A0159

Received on Ice (Y/N): Yes Temp: 3 °C

Laboratory Reference Number
A1A0159-02

Sample Description	Matrix	Sampled Date/Time	Received Date/Time
SW-01 LMC Beaumont Site 1	Liquid	01/03/11 09:14	01/04/11 7:30

Analyte(s)	Result	RDL	MDL	Units	Method	Analysis Date	Analyst	Flag
General Inorganics								
Perchlorate	ND	0.10	0.071	ug/L*	EPA 332.0	01/05/11 08:00	aa	
Volatile Organic Compounds by EPA 8260B								
1,1,1-Trichloroethane	ND	0.50	0.12	ug/L	8260B_SIM	01/10/11 19:34	eec	
1,1,2,2-Tetrachloroethane	ND	0.50	0.29	ug/L	8260B_SIM	01/10/11 19:34	eec	
1,1,2-Trichloroethane	ND	0.50	0.31	ug/L	8260B_SIM	01/10/11 19:34	eec	
1,1-Dichloroethane	ND	0.50	0.098	ug/L	8260B_SIM	01/10/11 19:34	eec	
1,1-Dichloroethene	ND	0.50	0.12	ug/L	8260B_SIM	01/10/11 19:34	eec	
1,2,3-Trichloropropane	ND	0.50	0.29	ug/L	8260B_SIM	01/10/11 19:34	eec	
1,2-Dichlorobenzene	ND	0.50	0.20	ug/L	8260B_SIM	01/10/11 19:34	eec	
1,2-Dichloroethane	ND	0.50	0.21	ug/L	8260B_SIM	01/10/11 19:34	eec	
1,2-Dichloropropane	ND	0.50	0.19	ug/L	8260B_SIM	01/10/11 19:34	eec	
1,3-Dichlorobenzene	ND	0.50	0.15	ug/L	8260B_SIM	01/10/11 19:34	eec	
1,4-Dichlorobenzene	ND	0.50	0.072	ug/L	8260B_SIM	01/10/11 19:34	eec	
2-Butanone(MEK)	ND	3.0	1.2	ug/L	8260B_SIM	01/10/11 19:34	eec	
2-Hexanone	ND	5.0	1.2	ug/L	8260B_SIM	01/10/11 19:34	eec	
4-Methyl-2-Pentanone(MIBK)	ND	5.0	0.95	ug/L	8260B_SIM	01/10/11 19:34	eec	
Acetone	5.9	10	5.0	ug/L	8260B_SIM	01/10/11 19:34	eec	J
Benzene	ND	0.50	0.14	ug/L	8260B_SIM	01/10/11 19:34	eec	
Bromodichloromethane	ND	0.50	0.11	ug/L	8260B_SIM	01/10/11 19:34	eec	
Bromoform	ND	1.0	0.50	ug/L	8260B_SIM	01/10/11 19:34	eec	
Bromomethane	ND	0.50	0.48	ug/L	8260B_SIM	01/10/11 19:34	eec	
Carbon Disulfide	ND	0.50	0.36	ug/L	8260B_SIM	01/10/11 19:34	eec	
Carbon Tetrachloride	ND	0.50	0.15	ug/L	8260B_SIM	01/10/11 19:34	eec	
Chlorobenzene	ND	0.50	0.23	ug/L	8260B_SIM	01/10/11 19:34	eec	
Chloroethane	ND	0.50	0.35	ug/L	8260B_SIM	01/10/11 19:34	eec	
Chloroform	ND	0.50	0.46	ug/L	8260B_SIM	01/10/11 19:34	eec	
Chloromethane	ND	0.50	0.36	ug/L	8260B_SIM	01/10/11 19:34	eec	
cis-1,2-Dichloroethene	ND	0.50	0.18	ug/L	8260B_SIM	01/10/11 19:34	eec	
cis-1,3-Dichloropropene	ND	0.50	0.30	ug/L	8260B_SIM	01/10/11 19:34	eec	
Dibromochloromethane	ND	0.50	0.37	ug/L	8260B_SIM	01/10/11 19:34	eec	
Ethylbenzene	ND	0.50	0.26	ug/L	8260B_SIM	01/10/11 19:34	eec	
Methyl tert Butyl Ether	ND	5.0	0.43	ug/L	8260B_SIM	01/10/11 19:34	eec	

Client Name: Tetra Tech, Inc. - San Bernardino
Contact: Mark Feldman
Address: 301 E. Vanderbilt Way Suite 450
San Bernardino, CA 92408

Report Date: 18-Jan-2011

Project Name: Tetra-Tech Lockheed
Project Number: [none]

Work Order Number: A1A0159

Received on Ice (Y/N): Yes Temp: 3 °C

Laboratory Reference Number
A1A0159-02

Sample Description	Matrix	Sampled Date/Time	Received Date/Time
SW-01 LMC Beaumont Site 1	Liquid	01/03/11 09:14	01/04/11 7:30

Analyte(s)	Result	RDL	MDL	Units	Method	Analysis Date	Analyst	Flag
Volatile Organic Compounds by EPA 8260B								
Methylene Chloride	0.19	3.0	0.15	ug/L	8260B_SIM	01/10/11 19:34	eec	J
Styrene	ND	0.50	0.22	ug/L	8260B_SIM	01/10/11 19:34	eec	
Tetrachloroethene	ND	0.50	0.23	ug/L	8260B_SIM	01/10/11 19:34	eec	
Toluene	ND	0.50	0.22	ug/L	8260B_SIM	01/10/11 19:34	eec	
trans-1,2-Dichloroethene	ND	0.50	0.10	ug/L	8260B_SIM	01/10/11 19:34	eec	
trans-1,3-Dichloropropene	ND	0.50	0.24	ug/L	8260B_SIM	01/10/11 19:34	eec	
Trichloroethene	ND	0.50	0.26	ug/L	8260B_SIM	01/10/11 19:34	eec	
Trichlorofluoromethane	ND	5.0	0.16	ug/L	8260B_SIM	01/10/11 19:34	eec	
Vinyl Acetate	ND	10	0.48	ug/L	8260B_SIM	01/10/11 19:34	eec	
Vinyl Chloride	ND	0.50	0.13	ug/L	8260B_SIM	01/10/11 19:34	eec	
Xylenes (m+p)	ND	0.50	0.36	ug/L	8260B_SIM	01/10/11 19:34	eec	
Xylenes (ortho)	ND	0.50	0.41	ug/L	8260B_SIM	01/10/11 19:34	eec	
1,4-Dioxane	ND	35	9.3	ug/L	8260B_SIM	01/10/11 19:34	eec	
Surrogate: 1,2-Dichloroethane-d4	95.7	% 80-124			EPA 8260B	01/10/11 19:34	eec	
Surrogate: Bromofluorobenzene	103	% 80-120			EPA 8260B	01/10/11 19:34	eec	
Surrogate: Toluene-d8	101	% 80-120			EPA 8260B	01/10/11 19:34	eec	
Semivolatile Organic Compounds by EPA 8270C SIM								
1,4-Dioxane	ND	0.20	0.10	ug/L	EPA8270C M	01/06/11 19:47	DF	

E.S.BABCOCK&Sons,Inc.
Environmental Laboratories est 1906

Client Name: Tetra Tech, Inc. - San Bernardino
Contact: Mark Feldman
Address: 301 E. Vanderbilt Way Suite 450
San Bernardino, CA 92408

Report Date: 18-Jan-2011

Project Name: Tetra-Tech Lockheed
Project Number: [none]

Work Order Number: A1A0159

Received on Ice (Y/N): Yes Temp: 3 °C

Laboratory Reference Number
A1A0159-03

Sample Description	Matrix	Sampled Date/Time	Received Date/Time
SW-08 LMC Beaumont Site 1	Liquid	01/03/11 09:55	01/04/11 7:30

Analyte(s)	Result	RDL	MDL	Units	Method	Analysis Date	Analyst	Flag
General Inorganics								
Perchlorate	ND	0.10	0.071	ug/L*	EPA 332.0	01/05/11 08:00	aa	
Volatile Organic Compounds by EPA 8260B								
1,1,1-Trichloroethane	ND	0.50	0.12	ug/L	8260B_SIM	01/11/11 07:37	eec	
1,1,2,2-Tetrachloroethane	ND	0.50	0.29	ug/L	8260B_SIM	01/11/11 07:37	eec	
1,1,2-Trichloroethane	ND	0.50	0.31	ug/L	8260B_SIM	01/11/11 07:37	eec	
1,1-Dichloroethane	ND	0.50	0.098	ug/L	8260B_SIM	01/11/11 07:37	eec	
1,1-Dichloroethene	ND	0.50	0.12	ug/L	8260B_SIM	01/11/11 07:37	eec	
1,2,3-Trichloropropane	ND	0.50	0.29	ug/L	8260B_SIM	01/11/11 07:37	eec	
1,2-Dichlorobenzene	ND	0.50	0.20	ug/L	8260B_SIM	01/11/11 07:37	eec	
1,2-Dichloroethane	ND	0.50	0.21	ug/L	8260B_SIM	01/11/11 07:37	eec	
1,2-Dichloropropane	ND	0.50	0.19	ug/L	8260B_SIM	01/11/11 07:37	eec	
1,3-Dichlorobenzene	ND	0.50	0.15	ug/L	8260B_SIM	01/11/11 07:37	eec	
1,4-Dichlorobenzene	ND	0.50	0.072	ug/L	8260B_SIM	01/11/11 07:37	eec	
2-Butanone(MEK)	ND	3.0	1.2	ug/L	8260B_SIM	01/11/11 07:37	eec	
2-Hexanone	ND	5.0	1.2	ug/L	8260B_SIM	01/11/11 07:37	eec	
4-Methyl-2-Pentanone(MIBK)	ND	5.0	0.95	ug/L	8260B_SIM	01/11/11 07:37	eec	
Acetone	7.1	10	5.0	ug/L	8260B_SIM	01/11/11 07:37	eec	J
Benzene	ND	0.50	0.14	ug/L	8260B_SIM	01/11/11 07:37	eec	
Bromodichloromethane	ND	0.50	0.11	ug/L	8260B_SIM	01/11/11 07:37	eec	
Bromoform	ND	1.0	0.50	ug/L	8260B_SIM	01/11/11 07:37	eec	
Bromomethane	ND	0.50	0.48	ug/L	8260B_SIM	01/11/11 07:37	eec	
Carbon Disulfide	ND	0.50	0.36	ug/L	8260B_SIM	01/11/11 07:37	eec	
Carbon Tetrachloride	ND	0.50	0.15	ug/L	8260B_SIM	01/11/11 07:37	eec	
Chlorobenzene	ND	0.50	0.23	ug/L	8260B_SIM	01/11/11 07:37	eec	
Chloroethane	ND	0.50	0.35	ug/L	8260B_SIM	01/11/11 07:37	eec	
Chloroform	ND	0.50	0.46	ug/L	8260B_SIM	01/11/11 07:37	eec	
Chloromethane	ND	0.50	0.36	ug/L	8260B_SIM	01/11/11 07:37	eec	
cis-1,2-Dichloroethene	ND	0.50	0.18	ug/L	8260B_SIM	01/11/11 07:37	eec	
cis-1,3-Dichloropropene	ND	0.50	0.30	ug/L	8260B_SIM	01/11/11 07:37	eec	
Dibromochloromethane	ND	0.50	0.37	ug/L	8260B_SIM	01/11/11 07:37	eec	
Ethylbenzene	ND	0.50	0.26	ug/L	8260B_SIM	01/11/11 07:37	eec	
Methyl tert Butyl Ether	ND	5.0	0.43	ug/L	8260B_SIM	01/11/11 07:37	eec	

E.S.BABCOCK&Sons,Inc.
Environmental Laboratories est 1906

Client Name: Tetra Tech, Inc. - San Bernardino
Contact: Mark Feldman
Address: 301 E. Vanderbilt Way Suite 450
San Bernardino, CA 92408

Report Date: 18-Jan-2011

Project Name: Tetra-Tech Lockheed
Project Number: [none]

Work Order Number: A1A0159

Received on Ice (Y/N): Yes Temp: 3 °C

Laboratory Reference Number
A1A0159-03

Sample Description	Matrix	Sampled Date/Time	Received Date/Time
SW-08 LMC Beaumont Site 1	Liquid	01/03/11 09:55	01/04/11 7:30

Analyte(s)	Result		RDL	MDL	Units	Method	Analysis Date	Analyst	Flag
Volatile Organic Compounds by EPA 8260B									
Methylene Chloride	ND		3.0	0.15	ug/L	8260B_SIM	01/11/11 07:37	eec	
Styrene	ND		0.50	0.22	ug/L	8260B_SIM	01/11/11 07:37	eec	
Tetrachloroethene	ND		0.50	0.23	ug/L	8260B_SIM	01/11/11 07:37	eec	
Toluene	ND		0.50	0.22	ug/L	8260B_SIM	01/11/11 07:37	eec	
trans-1,2-Dichloroethene	ND		0.50	0.10	ug/L	8260B_SIM	01/11/11 07:37	eec	
trans-1,3-Dichloropropene	ND		0.50	0.24	ug/L	8260B_SIM	01/11/11 07:37	eec	
Trichloroethene	ND		0.50	0.26	ug/L	8260B_SIM	01/11/11 07:37	eec	
Trichlorofluoromethane	ND		5.0	0.16	ug/L	8260B_SIM	01/11/11 07:37	eec	
Vinyl Acetate	ND		10	0.48	ug/L	8260B_SIM	01/11/11 07:37	eec	
Vinyl Chloride	ND		0.50	0.13	ug/L	8260B_SIM	01/11/11 07:37	eec	
Xylenes (m+p)	ND		0.50	0.36	ug/L	8260B_SIM	01/11/11 07:37	eec	
Xylenes (ortho)	ND		0.50	0.41	ug/L	8260B_SIM	01/11/11 07:37	eec	
1,4-Dioxane	ND		35	9.3	ug/L	8260B_SIM	01/11/11 07:37	eec	
Surrogate: 1,2-Dichloroethane-d4	94.2	%	80-124			EPA 8260B	01/11/11 07:37	eec	
Surrogate: Bromofluorobenzene	106	%	80-120			EPA 8260B	01/11/11 07:37	eec	
Surrogate: Toluene-d8	102	%	80-120			EPA 8260B	01/11/11 07:37	eec	
Semivolatile Organic Compounds by EPA 8270C SIM									
1,4-Dioxane	ND		0.20	0.10	ug/L	EPA8270C M	01/06/11 20:17	DF	

E.S.BABCOCK&Sons,Inc.
Environmental Laboratories est 1906

Client Name: Tetra Tech, Inc. - San Bernardino
Contact: Mark Feldman
Address: 301 E. Vanderbilt Way Suite 450
San Bernardino, CA 92408

Report Date: 18-Jan-2011

Project Name: Tetra-Tech Lockheed
Project Number: [none]

Work Order Number: A1A0159

Received on Ice (Y/N): Yes Temp: 3 °C

Laboratory Reference Number
A1A0159-04

Sample Description	Matrix	Sampled Date/Time	Received Date/Time
SW-13 LMC Beaumont Site 1	Liquid	01/03/11 10:10	01/04/11 7:30

Analyte(s)	Result	RDL	MDL	Units	Method	Analysis Date	Analyst	Flag
General Inorganics								
Perchlorate	ND	0.10	0.071	ug/L*	EPA 332.0	01/05/11 08:00	aa	
Volatile Organic Compounds by EPA 8260B								
1,1,1-Trichloroethane	ND	0.50	0.12	ug/L	8260B_SIM	01/10/11 20:08	eec	
1,1,2,2-Tetrachloroethane	ND	0.50	0.29	ug/L	8260B_SIM	01/10/11 20:08	eec	
1,1,2-Trichloroethane	ND	0.50	0.31	ug/L	8260B_SIM	01/10/11 20:08	eec	
1,1-Dichloroethane	ND	0.50	0.098	ug/L	8260B_SIM	01/10/11 20:08	eec	
1,1-Dichloroethene	ND	0.50	0.12	ug/L	8260B_SIM	01/10/11 20:08	eec	
1,2,3-Trichloropropane	ND	0.50	0.29	ug/L	8260B_SIM	01/10/11 20:08	eec	
1,2-Dichlorobenzene	ND	0.50	0.20	ug/L	8260B_SIM	01/10/11 20:08	eec	
1,2-Dichloroethane	ND	0.50	0.21	ug/L	8260B_SIM	01/10/11 20:08	eec	
1,2-Dichloropropane	ND	0.50	0.19	ug/L	8260B_SIM	01/10/11 20:08	eec	
1,3-Dichlorobenzene	ND	0.50	0.15	ug/L	8260B_SIM	01/10/11 20:08	eec	
1,4-Dichlorobenzene	ND	0.50	0.072	ug/L	8260B_SIM	01/10/11 20:08	eec	
2-Butanone(MEK)	ND	3.0	1.2	ug/L	8260B_SIM	01/10/11 20:08	eec	
2-Hexanone	ND	5.0	1.2	ug/L	8260B_SIM	01/10/11 20:08	eec	
4-Methyl-2-Pentanone(MIBK)	ND	5.0	0.95	ug/L	8260B_SIM	01/10/11 20:08	eec	
Acetone	5.7	10	5.0	ug/L	8260B_SIM	01/10/11 20:08	eec	J
Benzene	ND	0.50	0.14	ug/L	8260B_SIM	01/10/11 20:08	eec	
Bromodichloromethane	ND	0.50	0.11	ug/L	8260B_SIM	01/10/11 20:08	eec	
Bromoform	ND	1.0	0.50	ug/L	8260B_SIM	01/10/11 20:08	eec	
Bromomethane	ND	0.50	0.48	ug/L	8260B_SIM	01/10/11 20:08	eec	
Carbon Disulfide	ND	0.50	0.36	ug/L	8260B_SIM	01/10/11 20:08	eec	
Carbon Tetrachloride	ND	0.50	0.15	ug/L	8260B_SIM	01/10/11 20:08	eec	
Chlorobenzene	ND	0.50	0.23	ug/L	8260B_SIM	01/10/11 20:08	eec	
Chloroethane	ND	0.50	0.35	ug/L	8260B_SIM	01/10/11 20:08	eec	
Chloroform	ND	0.50	0.46	ug/L	8260B_SIM	01/10/11 20:08	eec	
Chloromethane	ND	0.50	0.36	ug/L	8260B_SIM	01/10/11 20:08	eec	
cis-1,2-Dichloroethene	ND	0.50	0.18	ug/L	8260B_SIM	01/10/11 20:08	eec	
cis-1,3-Dichloropropene	ND	0.50	0.30	ug/L	8260B_SIM	01/10/11 20:08	eec	
Dibromochloromethane	ND	0.50	0.37	ug/L	8260B_SIM	01/10/11 20:08	eec	
Ethylbenzene	ND	0.50	0.26	ug/L	8260B_SIM	01/10/11 20:08	eec	
Methyl tert Butyl Ether	ND	5.0	0.43	ug/L	8260B_SIM	01/10/11 20:08	eec	

E.S.BABCOCK&Sons,Inc.
Environmental Laboratories est 1906

Client Name: Tetra Tech, Inc. - San Bernardino
Contact: Mark Feldman
Address: 301 E. Vanderbilt Way Suite 450
San Bernardino, CA 92408

Report Date: 18-Jan-2011

Project Name: Tetra-Tech Lockheed
Project Number: [none]

Work Order Number: A1A0159

Received on Ice (Y/N): Yes Temp: 3 °C

Laboratory Reference Number
A1A0159-04

Sample Description	Matrix	Sampled Date/Time	Received Date/Time
SW-13 LMC Beaumont Site 1	Liquid	01/03/11 10:10	01/04/11 7:30

Analyte(s)	Result		RDL	MDL	Units	Method	Analysis Date	Analyst	Flag
Volatile Organic Compounds by EPA 8260B									
Methylene Chloride	0.16		3.0	0.15	ug/L	8260B_SIM	01/10/11 20:08	eec	J
Styrene	ND		0.50	0.22	ug/L	8260B_SIM	01/10/11 20:08	eec	
Tetrachloroethene	ND		0.50	0.23	ug/L	8260B_SIM	01/10/11 20:08	eec	
Toluene	ND		0.50	0.22	ug/L	8260B_SIM	01/10/11 20:08	eec	
trans-1,2-Dichloroethene	ND		0.50	0.10	ug/L	8260B_SIM	01/10/11 20:08	eec	
trans-1,3-Dichloropropene	ND		0.50	0.24	ug/L	8260B_SIM	01/10/11 20:08	eec	
Trichloroethene	ND		0.50	0.26	ug/L	8260B_SIM	01/10/11 20:08	eec	
Trichlorofluoromethane	ND		5.0	0.16	ug/L	8260B_SIM	01/10/11 20:08	eec	
Vinyl Acetate	ND		10	0.48	ug/L	8260B_SIM	01/10/11 20:08	eec	
Vinyl Chloride	ND		0.50	0.13	ug/L	8260B_SIM	01/10/11 20:08	eec	
Xylenes (m+p)	ND		0.50	0.36	ug/L	8260B_SIM	01/10/11 20:08	eec	
Xylenes (ortho)	ND		0.50	0.41	ug/L	8260B_SIM	01/10/11 20:08	eec	
1,4-Dioxane	ND		35	9.3	ug/L	8260B_SIM	01/10/11 20:08	eec	
Surrogate: 1,2-Dichloroethane-d4	94.8	%	80-124			EPA 8260B	01/10/11 20:08	eec	
Surrogate: Bromofluorobenzene	103	%	80-120			EPA 8260B	01/10/11 20:08	eec	
Surrogate: Toluene-d8	102	%	80-120			EPA 8260B	01/10/11 20:08	eec	
Semivolatile Organic Compounds by EPA 8270C SIM									
1,4-Dioxane	ND		0.20	0.10	ug/L	EPA8270C M	01/06/11 20:47	DF	

E.S.BABCOCK&Sons,Inc.
Environmental Laboratories est 1906

Client Name: Tetra Tech, Inc. - San Bernardino
Contact: Mark Feldman
Address: 301 E. Vanderbilt Way Suite 450
San Bernardino, CA 92408

Report Date: 18-Jan-2011

Project Name: Tetra-Tech Lockheed
Project Number: [none]

Work Order Number: A1A0159

Received on Ice (Y/N): Yes Temp: 3 °C

Laboratory Reference Number
A1A0159-05

Sample Description	Matrix	Sampled Date/Time	Received Date/Time
SW-02 LMC Beaumont Site 1	Liquid	01/03/11 10:44	01/04/11 7:30

Analyte(s)	Result	RDL	MDL	Units	Method	Analysis Date	Analyst	Flag
General Inorganics								
Perchlorate	330	1.0	0.71	ug/L*	EPA 332.0	01/05/11 15:00	aa	
Volatile Organic Compounds by EPA 8260B								
1,1,1-Trichloroethane	ND	0.50	0.12	ug/L	8260B_SIM	01/10/11 20:43	eec	
1,1,2,2-Tetrachloroethane	ND	0.50	0.29	ug/L	8260B_SIM	01/10/11 20:43	eec	
1,1,2-Trichloroethane	ND	0.50	0.31	ug/L	8260B_SIM	01/10/11 20:43	eec	
1,1-Dichloroethane	ND	0.50	0.098	ug/L	8260B_SIM	01/10/11 20:43	eec	
1,1-Dichloroethene	2.7	0.50	0.12	ug/L	8260B_SIM	01/10/11 20:43	eec	
1,2,3-Trichloropropane	ND	0.50	0.29	ug/L	8260B_SIM	01/10/11 20:43	eec	
1,2-Dichlorobenzene	ND	0.50	0.20	ug/L	8260B_SIM	01/10/11 20:43	eec	
1,2-Dichloroethane	ND	0.50	0.21	ug/L	8260B_SIM	01/10/11 20:43	eec	
1,2-Dichloropropane	ND	0.50	0.19	ug/L	8260B_SIM	01/10/11 20:43	eec	
1,3-Dichlorobenzene	ND	0.50	0.15	ug/L	8260B_SIM	01/10/11 20:43	eec	
1,4-Dichlorobenzene	ND	0.50	0.072	ug/L	8260B_SIM	01/10/11 20:43	eec	
2-Butanone(MEK)	ND	3.0	1.2	ug/L	8260B_SIM	01/10/11 20:43	eec	
2-Hexanone	ND	5.0	1.2	ug/L	8260B_SIM	01/10/11 20:43	eec	
4-Methyl-2-Pentanone(MIBK)	ND	5.0	0.95	ug/L	8260B_SIM	01/10/11 20:43	eec	
Acetone	5.5	10	5.0	ug/L	8260B_SIM	01/10/11 20:43	eec	J
Benzene	ND	0.50	0.14	ug/L	8260B_SIM	01/10/11 20:43	eec	
Bromodichloromethane	ND	0.50	0.11	ug/L	8260B_SIM	01/10/11 20:43	eec	
Bromoform	ND	1.0	0.50	ug/L	8260B_SIM	01/10/11 20:43	eec	
Bromomethane	ND	0.50	0.48	ug/L	8260B_SIM	01/10/11 20:43	eec	
Carbon Disulfide	ND	0.50	0.36	ug/L	8260B_SIM	01/10/11 20:43	eec	
Carbon Tetrachloride	ND	0.50	0.15	ug/L	8260B_SIM	01/10/11 20:43	eec	
Chlorobenzene	ND	0.50	0.23	ug/L	8260B_SIM	01/10/11 20:43	eec	
Chloroethane	ND	0.50	0.35	ug/L	8260B_SIM	01/10/11 20:43	eec	
Chloroform	ND	0.50	0.46	ug/L	8260B_SIM	01/10/11 20:43	eec	
Chloromethane	ND	0.50	0.36	ug/L	8260B_SIM	01/10/11 20:43	eec	
cis-1,2-Dichloroethene	ND	0.50	0.18	ug/L	8260B_SIM	01/10/11 20:43	eec	
cis-1,3-Dichloropropene	ND	0.50	0.30	ug/L	8260B_SIM	01/10/11 20:43	eec	
Dibromochloromethane	ND	0.50	0.37	ug/L	8260B_SIM	01/10/11 20:43	eec	
Ethylbenzene	ND	0.50	0.26	ug/L	8260B_SIM	01/10/11 20:43	eec	
Methyl tert Butyl Ether	ND	5.0	0.43	ug/L	8260B_SIM	01/10/11 20:43	eec	

E.S.BABCOCK&Sons,Inc.
Environmental Laboratories est 1906

Client Name: Tetra Tech, Inc. - San Bernardino
Contact: Mark Feldman
Address: 301 E. Vanderbilt Way Suite 450
San Bernardino, CA 92408

Report Date: 18-Jan-2011

Project Name: Tetra-Tech Lockheed
Project Number: [none]

Work Order Number: A1A0159

Received on Ice (Y/N): Yes Temp: 3 °C

Laboratory Reference Number

A1A0159-05

Sample Description	Matrix	Sampled Date/Time	Received Date/Time
SW-02 LMC Beaumont Site 1	Liquid	01/03/11 10:44	01/04/11 7:30

Analyte(s)	Result		RDL	MDL	Units	Method	Analysis Date	Analyst	Flag
Volatile Organic Compounds by EPA 8260B									
Methylene Chloride	0.17		3.0	0.15	ug/L	8260B_SIM	01/10/11 20:43	eec	J
Styrene	ND		0.50	0.22	ug/L	8260B_SIM	01/10/11 20:43	eec	
Tetrachloroethene	ND		0.50	0.23	ug/L	8260B_SIM	01/10/11 20:43	eec	
Toluene	ND		0.50	0.22	ug/L	8260B_SIM	01/10/11 20:43	eec	
trans-1,2-Dichloroethene	ND		0.50	0.10	ug/L	8260B_SIM	01/10/11 20:43	eec	
trans-1,3-Dichloropropene	ND		0.50	0.24	ug/L	8260B_SIM	01/10/11 20:43	eec	
Trichloroethene	3.7		0.50	0.26	ug/L	8260B_SIM	01/10/11 20:43	eec	
Trichlorofluoromethane	ND		5.0	0.16	ug/L	8260B_SIM	01/10/11 20:43	eec	
Vinyl Acetate	ND		10	0.48	ug/L	8260B_SIM	01/10/11 20:43	eec	
Vinyl Chloride	ND		0.50	0.13	ug/L	8260B_SIM	01/10/11 20:43	eec	
Xylenes (m+p)	ND		0.50	0.36	ug/L	8260B_SIM	01/10/11 20:43	eec	
Xylenes (ortho)	ND		0.50	0.41	ug/L	8260B_SIM	01/10/11 20:43	eec	
1,4-Dioxane	21		35	9.3	ug/L	8260B_SIM	01/10/11 20:43	eec	J
Surrogate: 1,2-Dichloroethane-d4	97.6	%	80-124			EPA 8260B	01/10/11 20:43	eec	
Surrogate: Bromofluorobenzene	104	%	80-120			EPA 8260B	01/10/11 20:43	eec	
Surrogate: Toluene-d8	102	%	80-120			EPA 8260B	01/10/11 20:43	eec	
Semivolatile Organic Compounds by EPA 8270C SIM									
1,4-Dioxane	13		0.20	0.10	ug/L	EPA8270C M	01/12/11 12:54	KOS	

E.S.BABCOCK&Sons,Inc.
Environmental Laboratories est 1906

Client Name: Tetra Tech, Inc. - San Bernardino
Contact: Mark Feldman
Address: 301 E. Vanderbilt Way Suite 450
San Bernardino, CA 92408

Report Date: 18-Jan-2011

Project Name: Tetra-Tech Lockheed
Project Number: [none]

Work Order Number: A1A0159

Received on Ice (Y/N): Yes Temp: 3 °C

Laboratory Reference Number
A1A0159-06

Sample Description	Matrix	Sampled Date/Time	Received Date/Time
SW-03 LMC Beaumont Site 1	Liquid	01/03/11 11:13	01/04/11 7:30

Analyte(s)	Result	RDL	MDL	Units	Method	Analysis Date	Analyst	Flag
General Inorganics								
Perchlorate	23	0.10	0.071	ug/L*	EPA 332.0	01/05/11 15:15	aa	
Volatile Organic Compounds by EPA 8260B								
1,1,1-Trichloroethane	ND	0.50	0.12	ug/L	8260B_SIM	01/10/11 21:17	eec	
1,1,2,2-Tetrachloroethane	ND	0.50	0.29	ug/L	8260B_SIM	01/10/11 21:17	eec	
1,1,2-Trichloroethane	ND	0.50	0.31	ug/L	8260B_SIM	01/10/11 21:17	eec	
1,1-Dichloroethane	ND	0.50	0.098	ug/L	8260B_SIM	01/10/11 21:17	eec	
1,1-Dichloroethene	ND	0.50	0.12	ug/L	8260B_SIM	01/10/11 21:17	eec	
1,2,3-Trichloropropane	ND	0.50	0.29	ug/L	8260B_SIM	01/10/11 21:17	eec	
1,2-Dichlorobenzene	ND	0.50	0.20	ug/L	8260B_SIM	01/10/11 21:17	eec	
1,2-Dichloroethane	ND	0.50	0.21	ug/L	8260B_SIM	01/10/11 21:17	eec	
1,2-Dichloropropane	ND	0.50	0.19	ug/L	8260B_SIM	01/10/11 21:17	eec	
1,3-Dichlorobenzene	ND	0.50	0.15	ug/L	8260B_SIM	01/10/11 21:17	eec	
1,4-Dichlorobenzene	ND	0.50	0.072	ug/L	8260B_SIM	01/10/11 21:17	eec	
2-Butanone(MEK)	1.2	3.0	1.2	ug/L	8260B_SIM	01/10/11 21:17	eec	J
2-Hexanone	ND	5.0	1.2	ug/L	8260B_SIM	01/10/11 21:17	eec	
4-Methyl-2-Pentanone(MIBK)	ND	5.0	0.95	ug/L	8260B_SIM	01/10/11 21:17	eec	
Acetone	9.0	10	5.0	ug/L	8260B_SIM	01/10/11 21:17	eec	J
Benzene	ND	0.50	0.14	ug/L	8260B_SIM	01/10/11 21:17	eec	
Bromodichloromethane	ND	0.50	0.11	ug/L	8260B_SIM	01/10/11 21:17	eec	
Bromoform	ND	1.0	0.50	ug/L	8260B_SIM	01/10/11 21:17	eec	
Bromomethane	ND	0.50	0.48	ug/L	8260B_SIM	01/10/11 21:17	eec	
Carbon Disulfide	ND	0.50	0.36	ug/L	8260B_SIM	01/10/11 21:17	eec	
Carbon Tetrachloride	ND	0.50	0.15	ug/L	8260B_SIM	01/10/11 21:17	eec	
Chlorobenzene	ND	0.50	0.23	ug/L	8260B_SIM	01/10/11 21:17	eec	
Chloroethane	ND	0.50	0.35	ug/L	8260B_SIM	01/10/11 21:17	eec	
Chloroform	ND	0.50	0.46	ug/L	8260B_SIM	01/10/11 21:17	eec	
Chloromethane	ND	0.50	0.36	ug/L	8260B_SIM	01/10/11 21:17	eec	
cis-1,2-Dichloroethene	ND	0.50	0.18	ug/L	8260B_SIM	01/10/11 21:17	eec	
cis-1,3-Dichloropropene	ND	0.50	0.30	ug/L	8260B_SIM	01/10/11 21:17	eec	
Dibromochloromethane	ND	0.50	0.37	ug/L	8260B_SIM	01/10/11 21:17	eec	
Ethylbenzene	0.90	0.50	0.26	ug/L	8260B_SIM	01/10/11 21:17	eec	
Methyl tert Butyl Ether	ND	5.0	0.43	ug/L	8260B_SIM	01/10/11 21:17	eec	

E.S.BABCOCK&Sons,Inc.
Environmental Laboratories est 1906

Client Name: Tetra Tech, Inc. - San Bernardino
Contact: Mark Feldman
Address: 301 E. Vanderbilt Way Suite 450
San Bernardino, CA 92408

Report Date: 18-Jan-2011

Project Name: Tetra-Tech Lockheed
Project Number: [none]

Work Order Number: A1A0159

Received on Ice (Y/N): Yes Temp: 3 °C

Laboratory Reference Number
A1A0159-06

Sample Description	Matrix	Sampled Date/Time	Received Date/Time
SW-03 LMC Beaumont Site 1	Liquid	01/03/11 11:13	01/04/11 7:30

Analyte(s)	Result	RDL	MDL	Units	Method	Analysis Date	Analyst	Flag
Volatile Organic Compounds by EPA 8260B								
Methylene Chloride	ND	3.0	0.15	ug/L	8260B_SIM	01/10/11 21:17	eec	
Styrene	0.52	0.50	0.22	ug/L	8260B_SIM	01/10/11 21:17	eec	
Tetrachloroethene	ND	0.50	0.23	ug/L	8260B_SIM	01/10/11 21:17	eec	
Toluene	0.22	0.50	0.22	ug/L	8260B_SIM	01/10/11 21:17	eec	J
trans-1,2-Dichloroethene	ND	0.50	0.10	ug/L	8260B_SIM	01/10/11 21:17	eec	
trans-1,3-Dichloropropene	ND	0.50	0.24	ug/L	8260B_SIM	01/10/11 21:17	eec	
Trichloroethene	ND	0.50	0.26	ug/L	8260B_SIM	01/10/11 21:17	eec	
Trichlorofluoromethane	ND	5.0	0.16	ug/L	8260B_SIM	01/10/11 21:17	eec	
Vinyl Acetate	ND	10	0.48	ug/L	8260B_SIM	01/10/11 21:17	eec	
Vinyl Chloride	ND	0.50	0.13	ug/L	8260B_SIM	01/10/11 21:17	eec	
Xylenes (m+p)	ND	0.50	0.36	ug/L	8260B_SIM	01/10/11 21:17	eec	
Xylenes (ortho)	ND	0.50	0.41	ug/L	8260B_SIM	01/10/11 21:17	eec	
1,4-Dioxane	22	35	9.3	ug/L	8260B_SIM	01/10/11 21:17	eec	J
Surrogate: 1,2-Dichloroethane-d4	96.0 %	80-124			EPA 8260B	01/10/11 21:17	eec	
Surrogate: Bromofluorobenzene	103 %	80-120			EPA 8260B	01/10/11 21:17	eec	
Surrogate: Toluene-d8	102 %	80-120			EPA 8260B	01/10/11 21:17	eec	
Semivolatile Organic Compounds by EPA 8270C SIM								
1,4-Dioxane	10	0.20	0.10	ug/L	EPA8270C M	01/12/11 13:24	KOS	

E.S.BABCOCK&Sons,Inc.
Environmental Laboratories est 1906

Client Name: Tetra Tech, Inc. - San Bernardino
Contact: Mark Feldman
Address: 301 E. Vanderbilt Way Suite 450
San Bernardino, CA 92408

Report Date: 18-Jan-2011

Project Name: Tetra-Tech Lockheed
Project Number: [none]

Work Order Number: A1A0159

Received on Ice (Y/N): Yes Temp: 3 °C

Laboratory Reference Number
A1A0159-07

Sample Description	Matrix	Sampled Date/Time	Received Date/Time
SW-14 LMC Beaumont Site 1	Liquid	01/03/11 12:35	01/04/11 7:30

Analyte(s)	Result	RDL	MDL	Units	Method	Analysis Date	Analyst	Flag
General Inorganics								
Perchlorate	41	0.10	0.071	ug/L*	EPA 332.0	01/05/11 08:00	aa	
Volatile Organic Compounds by EPA 8260B								
1,1,1-Trichloroethane	ND	0.50	0.12	ug/L	8260B_SIM	01/10/11 21:52	eec	
1,1,2,2-Tetrachloroethane	ND	0.50	0.29	ug/L	8260B_SIM	01/10/11 21:52	eec	
1,1,2-Trichloroethane	ND	0.50	0.31	ug/L	8260B_SIM	01/10/11 21:52	eec	
1,1-Dichloroethane	ND	0.50	0.098	ug/L	8260B_SIM	01/10/11 21:52	eec	
1,1-Dichloroethene	ND	0.50	0.12	ug/L	8260B_SIM	01/10/11 21:52	eec	
1,2,3-Trichloropropane	ND	0.50	0.29	ug/L	8260B_SIM	01/10/11 21:52	eec	
1,2-Dichlorobenzene	ND	0.50	0.20	ug/L	8260B_SIM	01/10/11 21:52	eec	
1,2-Dichloroethane	ND	0.50	0.21	ug/L	8260B_SIM	01/10/11 21:52	eec	
1,2-Dichloropropane	ND	0.50	0.19	ug/L	8260B_SIM	01/10/11 21:52	eec	
1,3-Dichlorobenzene	ND	0.50	0.15	ug/L	8260B_SIM	01/10/11 21:52	eec	
1,4-Dichlorobenzene	ND	0.50	0.072	ug/L	8260B_SIM	01/10/11 21:52	eec	
2-Butanone(MEK)	ND	3.0	1.2	ug/L	8260B_SIM	01/10/11 21:52	eec	
2-Hexanone	ND	5.0	1.2	ug/L	8260B_SIM	01/10/11 21:52	eec	
4-Methyl-2-Pentanone(MIBK)	ND	5.0	0.95	ug/L	8260B_SIM	01/10/11 21:52	eec	
Acetone	5.4	10	5.0	ug/L	8260B_SIM	01/10/11 21:52	eec	J
Benzene	ND	0.50	0.14	ug/L	8260B_SIM	01/10/11 21:52	eec	
Bromodichloromethane	ND	0.50	0.11	ug/L	8260B_SIM	01/10/11 21:52	eec	
Bromoform	ND	1.0	0.50	ug/L	8260B_SIM	01/10/11 21:52	eec	
Bromomethane	ND	0.50	0.48	ug/L	8260B_SIM	01/10/11 21:52	eec	
Carbon Disulfide	ND	0.50	0.36	ug/L	8260B_SIM	01/10/11 21:52	eec	
Carbon Tetrachloride	ND	0.50	0.15	ug/L	8260B_SIM	01/10/11 21:52	eec	
Chlorobenzene	ND	0.50	0.23	ug/L	8260B_SIM	01/10/11 21:52	eec	
Chloroethane	ND	0.50	0.35	ug/L	8260B_SIM	01/10/11 21:52	eec	
Chloroform	ND	0.50	0.46	ug/L	8260B_SIM	01/10/11 21:52	eec	
Chloromethane	ND	0.50	0.36	ug/L	8260B_SIM	01/10/11 21:52	eec	
cis-1,2-Dichloroethene	ND	0.50	0.18	ug/L	8260B_SIM	01/10/11 21:52	eec	
cis-1,3-Dichloropropene	ND	0.50	0.30	ug/L	8260B_SIM	01/10/11 21:52	eec	
Dibromochloromethane	ND	0.50	0.37	ug/L	8260B_SIM	01/10/11 21:52	eec	
Ethylbenzene	ND	0.50	0.26	ug/L	8260B_SIM	01/10/11 21:52	eec	
Methyl tert Butyl Ether	ND	5.0	0.43	ug/L	8260B_SIM	01/10/11 21:52	eec	

E.S.BABCOCK&Sons,Inc.
Environmental Laboratories est 1906

Client Name: Tetra Tech, Inc. - San Bernardino
Contact: Mark Feldman
Address: 301 E. Vanderbilt Way Suite 450
San Bernardino, CA 92408

Report Date: 18-Jan-2011

Project Name: Tetra-Tech Lockheed
Project Number: [none]

Work Order Number: A1A0159

Received on Ice (Y/N): Yes Temp: 3 °C

Laboratory Reference Number
A1A0159-07

Sample Description	Matrix	Sampled Date/Time	Received Date/Time
SW-14 LMC Beaumont Site 1	Liquid	01/03/11 12:35	01/04/11 7:30

Analyte(s)	Result		RDL	MDL	Units	Method	Analysis Date	Analyst	Flag
Volatile Organic Compounds by EPA 8260B									
Methylene Chloride	ND		3.0	0.15	ug/L	8260B_SIM	01/10/11 21:52	eec	
Styrene	ND		0.50	0.22	ug/L	8260B_SIM	01/10/11 21:52	eec	
Tetrachloroethene	ND		0.50	0.23	ug/L	8260B_SIM	01/10/11 21:52	eec	
Toluene	ND		0.50	0.22	ug/L	8260B_SIM	01/10/11 21:52	eec	
trans-1,2-Dichloroethene	ND		0.50	0.10	ug/L	8260B_SIM	01/10/11 21:52	eec	
trans-1,3-Dichloropropene	ND		0.50	0.24	ug/L	8260B_SIM	01/10/11 21:52	eec	
Trichloroethene	ND		0.50	0.26	ug/L	8260B_SIM	01/10/11 21:52	eec	
Trichlorofluoromethane	ND		5.0	0.16	ug/L	8260B_SIM	01/10/11 21:52	eec	
Vinyl Acetate	ND		10	0.48	ug/L	8260B_SIM	01/10/11 21:52	eec	
Vinyl Chloride	ND		0.50	0.13	ug/L	8260B_SIM	01/10/11 21:52	eec	
Xylenes (m+p)	ND		0.50	0.36	ug/L	8260B_SIM	01/10/11 21:52	eec	
Xylenes (ortho)	ND		0.50	0.41	ug/L	8260B_SIM	01/10/11 21:52	eec	
1,4-Dioxane	ND		35	9.3	ug/L	8260B_SIM	01/10/11 21:52	eec	
Surrogate: 1,2-Dichloroethane-d4	97.0	%	80-124			EPA 8260B	01/10/11 21:52	eec	
Surrogate: Bromofluorobenzene	105	%	80-120			EPA 8260B	01/10/11 21:52	eec	
Surrogate: Toluene-d8	102	%	80-120			EPA 8260B	01/10/11 21:52	eec	
Semivolatile Organic Compounds by EPA 8270C SIM									
1,4-Dioxane	ND		0.20	0.10	ug/L	EPA8270C M	01/12/11 13:55	KOS	

E.S.BABCOCK&Sons,Inc.
Environmental Laboratories est 1906

Client Name: Tetra Tech, Inc. - San Bernardino
Contact: Mark Feldman
Address: 301 E. Vanderbilt Way Suite 450
San Bernardino, CA 92408

Report Date: 18-Jan-2011

Project Name: Tetra-Tech Lockheed
Project Number: [none]

Work Order Number: A1A0159

Received on Ice (Y/N): Yes Temp: 3 °C

Laboratory Reference Number
A1A0159-08

Sample Description	Matrix	Sampled Date/Time	Received Date/Time
SW-15 LMC Beaumont Site 1	Liquid	01/03/11 13:02	01/04/11 7:30

Analyte(s)	Result	RDL	MDL	Units	Method	Analysis Date	Analyst	Flag
General Inorganics								
Perchlorate	ND	0.10	0.071	ug/L*	EPA 332.0	01/05/11 08:00	aa	
Volatile Organic Compounds by EPA 8260B								
1,1,1-Trichloroethane	ND	0.50	0.12	ug/L	8260B_SIM	01/10/11 22:27	eec	
1,1,2,2-Tetrachloroethane	ND	0.50	0.29	ug/L	8260B_SIM	01/10/11 22:27	eec	
1,1,2-Trichloroethane	ND	0.50	0.31	ug/L	8260B_SIM	01/10/11 22:27	eec	
1,1-Dichloroethane	ND	0.50	0.098	ug/L	8260B_SIM	01/10/11 22:27	eec	
1,1-Dichloroethene	ND	0.50	0.12	ug/L	8260B_SIM	01/10/11 22:27	eec	
1,2,3-Trichloropropane	ND	0.50	0.29	ug/L	8260B_SIM	01/10/11 22:27	eec	
1,2-Dichlorobenzene	ND	0.50	0.20	ug/L	8260B_SIM	01/10/11 22:27	eec	
1,2-Dichloroethane	ND	0.50	0.21	ug/L	8260B_SIM	01/10/11 22:27	eec	
1,2-Dichloropropane	ND	0.50	0.19	ug/L	8260B_SIM	01/10/11 22:27	eec	
1,3-Dichlorobenzene	ND	0.50	0.15	ug/L	8260B_SIM	01/10/11 22:27	eec	
1,4-Dichlorobenzene	ND	0.50	0.072	ug/L	8260B_SIM	01/10/11 22:27	eec	
2-Butanone(MEK)	ND	3.0	1.2	ug/L	8260B_SIM	01/10/11 22:27	eec	
2-Hexanone	ND	5.0	1.2	ug/L	8260B_SIM	01/10/11 22:27	eec	
4-Methyl-2-Pentanone(MIBK)	ND	5.0	0.95	ug/L	8260B_SIM	01/10/11 22:27	eec	
Acetone	6.2	10	5.0	ug/L	8260B_SIM	01/10/11 22:27	eec	J
Benzene	ND	0.50	0.14	ug/L	8260B_SIM	01/10/11 22:27	eec	
Bromodichloromethane	ND	0.50	0.11	ug/L	8260B_SIM	01/10/11 22:27	eec	
Bromoform	ND	1.0	0.50	ug/L	8260B_SIM	01/10/11 22:27	eec	
Bromomethane	ND	0.50	0.48	ug/L	8260B_SIM	01/10/11 22:27	eec	
Carbon Disulfide	ND	0.50	0.36	ug/L	8260B_SIM	01/10/11 22:27	eec	
Carbon Tetrachloride	ND	0.50	0.15	ug/L	8260B_SIM	01/10/11 22:27	eec	
Chlorobenzene	ND	0.50	0.23	ug/L	8260B_SIM	01/10/11 22:27	eec	
Chloroethane	ND	0.50	0.35	ug/L	8260B_SIM	01/10/11 22:27	eec	
Chloroform	ND	0.50	0.46	ug/L	8260B_SIM	01/10/11 22:27	eec	
Chloromethane	ND	0.50	0.36	ug/L	8260B_SIM	01/10/11 22:27	eec	
cis-1,2-Dichloroethene	ND	0.50	0.18	ug/L	8260B_SIM	01/10/11 22:27	eec	
cis-1,3-Dichloropropene	ND	0.50	0.30	ug/L	8260B_SIM	01/10/11 22:27	eec	
Dibromochloromethane	ND	0.50	0.37	ug/L	8260B_SIM	01/10/11 22:27	eec	
Ethylbenzene	ND	0.50	0.26	ug/L	8260B_SIM	01/10/11 22:27	eec	
Methyl tert Butyl Ether	ND	5.0	0.43	ug/L	8260B_SIM	01/10/11 22:27	eec	

E.S.BABCOCK&Sons,Inc.
Environmental Laboratories est 1906

Client Name: Tetra Tech, Inc. - San Bernardino
Contact: Mark Feldman
Address: 301 E. Vanderbilt Way Suite 450
San Bernardino, CA 92408

Report Date: 18-Jan-2011

Project Name: Tetra-Tech Lockheed
Project Number: [none]

Work Order Number: A1A0159

Received on Ice (Y/N): Yes Temp: 3 °C

Laboratory Reference Number

A1A0159-08

Sample Description	Matrix	Sampled Date/Time	Received Date/Time
SW-15 LMC Beaumont Site 1	Liquid	01/03/11 13:02	01/04/11 7:30

Analyte(s)	Result		RDL	MDL	Units	Method	Analysis Date	Analyst	Flag
Volatile Organic Compounds by EPA 8260B									
Methylene Chloride	ND		3.0	0.15	ug/L	8260B_SIM	01/10/11 22:27	eec	
Styrene	ND		0.50	0.22	ug/L	8260B_SIM	01/10/11 22:27	eec	
Tetrachloroethene	ND		0.50	0.23	ug/L	8260B_SIM	01/10/11 22:27	eec	
Toluene	ND		0.50	0.22	ug/L	8260B_SIM	01/10/11 22:27	eec	
trans-1,2-Dichloroethene	ND		0.50	0.10	ug/L	8260B_SIM	01/10/11 22:27	eec	
trans-1,3-Dichloropropene	ND		0.50	0.24	ug/L	8260B_SIM	01/10/11 22:27	eec	
Trichloroethene	ND		0.50	0.26	ug/L	8260B_SIM	01/10/11 22:27	eec	
Trichlorofluoromethane	ND		5.0	0.16	ug/L	8260B_SIM	01/10/11 22:27	eec	
Vinyl Acetate	ND		10	0.48	ug/L	8260B_SIM	01/10/11 22:27	eec	
Vinyl Chloride	ND		0.50	0.13	ug/L	8260B_SIM	01/10/11 22:27	eec	
Xylenes (m+p)	ND		0.50	0.36	ug/L	8260B_SIM	01/10/11 22:27	eec	
Xylenes (ortho)	ND		0.50	0.41	ug/L	8260B_SIM	01/10/11 22:27	eec	
1,4-Dioxane	ND		35	9.3	ug/L	8260B_SIM	01/10/11 22:27	eec	
Surrogate: 1,2-Dichloroethane-d4	94.7	%	80-124			EPA 8260B	01/10/11 22:27	eec	
Surrogate: Bromofluorobenzene	106	%	80-120			EPA 8260B	01/10/11 22:27	eec	
Surrogate: Toluene-d8	102	%	80-120			EPA 8260B	01/10/11 22:27	eec	
Semivolatile Organic Compounds by EPA 8270C SIM									
1,4-Dioxane	ND		0.20	0.10	ug/L	EPA8270C M	01/12/11 14:26	KOS	

E.S.BABCOCK&Sons,Inc.
Environmental Laboratories est 1906

Client Name: Tetra Tech, Inc. - San Bernardino
Contact: Mark Feldman
Address: 301 E. Vanderbilt Way Suite 450
San Bernardino, CA 92408

Report Date: 18-Jan-2011

Project Name: Tetra-Tech Lockheed
Project Number: [none]

Work Order Number: A1A0159

Received on Ice (Y/N): Yes Temp: 3 °C

Laboratory Reference Number
A1A0159-09

Sample Description	Matrix	Sampled Date/Time	Received Date/Time
SW-10 LMC Beaumont Site 1	Liquid	01/03/11 13:20	01/04/11 7:30

Analyte(s)	Result	RDL	MDL	Units	Method	Analysis Date	Analyst	Flag
General Inorganics								
Perchlorate	ND	0.10	0.071	ug/L*	EPA 332.0	01/05/11 08:00	aa	
Volatile Organic Compounds by EPA 8260B								
1,1,1-Trichloroethane	ND	0.50	0.12	ug/L	8260B_SIM	01/11/11 07:02	eec	
1,1,2,2-Tetrachloroethane	ND	0.50	0.29	ug/L	8260B_SIM	01/11/11 07:02	eec	
1,1,2-Trichloroethane	ND	0.50	0.31	ug/L	8260B_SIM	01/11/11 07:02	eec	
1,1-Dichloroethane	ND	0.50	0.098	ug/L	8260B_SIM	01/11/11 07:02	eec	
1,1-Dichloroethene	ND	0.50	0.12	ug/L	8260B_SIM	01/11/11 07:02	eec	
1,2,3-Trichloropropane	ND	0.50	0.29	ug/L	8260B_SIM	01/11/11 07:02	eec	
1,2-Dichlorobenzene	ND	0.50	0.20	ug/L	8260B_SIM	01/11/11 07:02	eec	
1,2-Dichloroethane	ND	0.50	0.21	ug/L	8260B_SIM	01/11/11 07:02	eec	
1,2-Dichloropropane	ND	0.50	0.19	ug/L	8260B_SIM	01/11/11 07:02	eec	
1,3-Dichlorobenzene	ND	0.50	0.15	ug/L	8260B_SIM	01/11/11 07:02	eec	
1,4-Dichlorobenzene	ND	0.50	0.072	ug/L	8260B_SIM	01/11/11 07:02	eec	
2-Butanone(MEK)	ND	3.0	1.2	ug/L	8260B_SIM	01/11/11 07:02	eec	
2-Hexanone	ND	5.0	1.2	ug/L	8260B_SIM	01/11/11 07:02	eec	
4-Methyl-2-Pentanone(MIBK)	ND	5.0	0.95	ug/L	8260B_SIM	01/11/11 07:02	eec	
Acetone	6.7	10	5.0	ug/L	8260B_SIM	01/11/11 07:02	eec	J
Benzene	ND	0.50	0.14	ug/L	8260B_SIM	01/11/11 07:02	eec	
Bromodichloromethane	ND	0.50	0.11	ug/L	8260B_SIM	01/11/11 07:02	eec	
Bromoform	ND	1.0	0.50	ug/L	8260B_SIM	01/11/11 07:02	eec	
Bromomethane	ND	0.50	0.48	ug/L	8260B_SIM	01/11/11 07:02	eec	
Carbon Disulfide	ND	0.50	0.36	ug/L	8260B_SIM	01/11/11 07:02	eec	
Carbon Tetrachloride	ND	0.50	0.15	ug/L	8260B_SIM	01/11/11 07:02	eec	
Chlorobenzene	ND	0.50	0.23	ug/L	8260B_SIM	01/11/11 07:02	eec	
Chloroethane	ND	0.50	0.35	ug/L	8260B_SIM	01/11/11 07:02	eec	
Chloroform	ND	0.50	0.46	ug/L	8260B_SIM	01/11/11 07:02	eec	
Chloromethane	ND	0.50	0.36	ug/L	8260B_SIM	01/11/11 07:02	eec	
cis-1,2-Dichloroethene	ND	0.50	0.18	ug/L	8260B_SIM	01/11/11 07:02	eec	
cis-1,3-Dichloropropene	ND	0.50	0.30	ug/L	8260B_SIM	01/11/11 07:02	eec	
Dibromochloromethane	ND	0.50	0.37	ug/L	8260B_SIM	01/11/11 07:02	eec	
Ethylbenzene	ND	0.50	0.26	ug/L	8260B_SIM	01/11/11 07:02	eec	
Methyl tert Butyl Ether	ND	5.0	0.43	ug/L	8260B_SIM	01/11/11 07:02	eec	

E.S.BABCOCK&Sons,Inc.
Environmental Laboratories est 1906

Client Name: Tetra Tech, Inc. - San Bernardino
Contact: Mark Feldman
Address: 301 E. Vanderbilt Way Suite 450
San Bernardino, CA 92408

Report Date: 18-Jan-2011

Project Name: Tetra-Tech Lockheed
Project Number: [none]

Work Order Number: A1A0159

Received on Ice (Y/N): Yes Temp: 3 °C

Laboratory Reference Number

A1A0159-09

Sample Description	Matrix	Sampled Date/Time	Received Date/Time
SW-10 LMC Beaumont Site 1	Liquid	01/03/11 13:20	01/04/11 7:30

Analyte(s)	Result		RDL	MDL	Units	Method	Analysis Date	Analyst	Flag
Volatile Organic Compounds by EPA 8260B									
Methylene Chloride	ND		3.0	0.15	ug/L	8260B_SIM	01/11/11 07:02	eec	
Styrene	ND		0.50	0.22	ug/L	8260B_SIM	01/11/11 07:02	eec	
Tetrachloroethene	ND		0.50	0.23	ug/L	8260B_SIM	01/11/11 07:02	eec	
Toluene	ND		0.50	0.22	ug/L	8260B_SIM	01/11/11 07:02	eec	
trans-1,2-Dichloroethene	ND		0.50	0.10	ug/L	8260B_SIM	01/11/11 07:02	eec	
trans-1,3-Dichloropropene	ND		0.50	0.24	ug/L	8260B_SIM	01/11/11 07:02	eec	
Trichloroethene	ND		0.50	0.26	ug/L	8260B_SIM	01/11/11 07:02	eec	
Trichlorofluoromethane	ND		5.0	0.16	ug/L	8260B_SIM	01/11/11 07:02	eec	
Vinyl Acetate	ND		10	0.48	ug/L	8260B_SIM	01/11/11 07:02	eec	
Vinyl Chloride	ND		0.50	0.13	ug/L	8260B_SIM	01/11/11 07:02	eec	
Xylenes (m+p)	ND		0.50	0.36	ug/L	8260B_SIM	01/11/11 07:02	eec	
Xylenes (ortho)	ND		0.50	0.41	ug/L	8260B_SIM	01/11/11 07:02	eec	
1,4-Dioxane	ND		35	9.3	ug/L	8260B_SIM	01/11/11 07:02	eec	
Surrogate: 1,2-Dichloroethane-d4	95.5	%	80-124			EPA 8260B	01/11/11 07:02	eec	
Surrogate: Bromofluorobenzene	106	%	80-120			EPA 8260B	01/11/11 07:02	eec	
Surrogate: Toluene-d8	102	%	80-120			EPA 8260B	01/11/11 07:02	eec	
Semivolatile Organic Compounds by EPA 8270C SIM									
1,4-Dioxane	0.28		0.20	0.10	ug/L	EPA8270C M	01/12/11 14:57	KOS	

E.S.BABCOCK&Sons,Inc.
Environmental Laboratories est 1906

Client Name: Tetra Tech, Inc. - San Bernardino
Contact: Mark Feldman
Address: 301 E. Vanderbilt Way Suite 450
San Bernardino, CA 92408

Report Date: 18-Jan-2011

Project Name: Tetra-Tech Lockheed
Project Number: [none]

Work Order Number: A1A0159

Received on Ice (Y/N): Yes Temp: 3 °C

Laboratory Reference Number
A1A0159-10

Sample Description	Matrix	Sampled Date/Time	Received Date/Time
SW-16 LMC Beaumont Site 1	Liquid	01/03/11 14:32	01/04/11 7:30

Analyte(s)	Result	RDL	MDL	Units	Method	Analysis Date	Analyst	Flag
General Inorganics								
Perchlorate	0.55	0.10	0.071	ug/L*	EPA 332.0	01/05/11 08:00	aa	
Volatile Organic Compounds by EPA 8260B								
1,1,1-Trichloroethane	ND	0.50	0.12	ug/L	8260B_SIM	01/10/11 23:01	eec	
1,1,2,2-Tetrachloroethane	ND	0.50	0.29	ug/L	8260B_SIM	01/10/11 23:01	eec	
1,1,2-Trichloroethane	ND	0.50	0.31	ug/L	8260B_SIM	01/10/11 23:01	eec	
1,1-Dichloroethane	ND	0.50	0.098	ug/L	8260B_SIM	01/10/11 23:01	eec	
1,1-Dichloroethene	ND	0.50	0.12	ug/L	8260B_SIM	01/10/11 23:01	eec	
1,2,3-Trichloropropane	ND	0.50	0.29	ug/L	8260B_SIM	01/10/11 23:01	eec	
1,2-Dichlorobenzene	ND	0.50	0.20	ug/L	8260B_SIM	01/10/11 23:01	eec	
1,2-Dichloroethane	ND	0.50	0.21	ug/L	8260B_SIM	01/10/11 23:01	eec	
1,2-Dichloropropane	ND	0.50	0.19	ug/L	8260B_SIM	01/10/11 23:01	eec	
1,3-Dichlorobenzene	ND	0.50	0.15	ug/L	8260B_SIM	01/10/11 23:01	eec	
1,4-Dichlorobenzene	ND	0.50	0.072	ug/L	8260B_SIM	01/10/11 23:01	eec	
2-Butanone(MEK)	ND	3.0	1.2	ug/L	8260B_SIM	01/10/11 23:01	eec	
2-Hexanone	ND	5.0	1.2	ug/L	8260B_SIM	01/10/11 23:01	eec	
4-Methyl-2-Pentanone(MIBK)	ND	5.0	0.95	ug/L	8260B_SIM	01/10/11 23:01	eec	
Acetone	5.5	10	5.0	ug/L	8260B_SIM	01/10/11 23:01	eec	J
Benzene	ND	0.50	0.14	ug/L	8260B_SIM	01/10/11 23:01	eec	
Bromodichloromethane	ND	0.50	0.11	ug/L	8260B_SIM	01/10/11 23:01	eec	
Bromoform	ND	1.0	0.50	ug/L	8260B_SIM	01/10/11 23:01	eec	
Bromomethane	ND	0.50	0.48	ug/L	8260B_SIM	01/10/11 23:01	eec	
Carbon Disulfide	ND	0.50	0.36	ug/L	8260B_SIM	01/10/11 23:01	eec	
Carbon Tetrachloride	ND	0.50	0.15	ug/L	8260B_SIM	01/10/11 23:01	eec	
Chlorobenzene	ND	0.50	0.23	ug/L	8260B_SIM	01/10/11 23:01	eec	
Chloroethane	ND	0.50	0.35	ug/L	8260B_SIM	01/10/11 23:01	eec	
Chloroform	ND	0.50	0.46	ug/L	8260B_SIM	01/10/11 23:01	eec	
Chloromethane	ND	0.50	0.36	ug/L	8260B_SIM	01/10/11 23:01	eec	
cis-1,2-Dichloroethene	ND	0.50	0.18	ug/L	8260B_SIM	01/10/11 23:01	eec	
cis-1,3-Dichloropropene	ND	0.50	0.30	ug/L	8260B_SIM	01/10/11 23:01	eec	
Dibromochloromethane	ND	0.50	0.37	ug/L	8260B_SIM	01/10/11 23:01	eec	
Ethylbenzene	ND	0.50	0.26	ug/L	8260B_SIM	01/10/11 23:01	eec	
Methyl tert Butyl Ether	ND	5.0	0.43	ug/L	8260B_SIM	01/10/11 23:01	eec	

E.S.BABCOCK&Sons,Inc.
Environmental Laboratories est 1906

Client Name: Tetra Tech, Inc. - San Bernardino
Contact: Mark Feldman
Address: 301 E. Vanderbilt Way Suite 450
San Bernardino, CA 92408

Report Date: 18-Jan-2011

Project Name: Tetra-Tech Lockheed
Project Number: [none]

Work Order Number: A1A0159

Received on Ice (Y/N): Yes Temp: 3 °C

Laboratory Reference Number
A1A0159-10

Sample Description	Matrix	Sampled Date/Time	Received Date/Time
SW-16 LMC Beaumont Site 1	Liquid	01/03/11 14:32	01/04/11 7:30

Analyte(s)	Result		RDL	MDL	Units	Method	Analysis Date	Analyst	Flag
Volatile Organic Compounds by EPA 8260B									
Methylene Chloride	ND		3.0	0.15	ug/L	8260B_SIM	01/10/11 23:01	eec	
Styrene	ND		0.50	0.22	ug/L	8260B_SIM	01/10/11 23:01	eec	
Tetrachloroethene	ND		0.50	0.23	ug/L	8260B_SIM	01/10/11 23:01	eec	
Toluene	ND		0.50	0.22	ug/L	8260B_SIM	01/10/11 23:01	eec	
trans-1,2-Dichloroethene	ND		0.50	0.10	ug/L	8260B_SIM	01/10/11 23:01	eec	
trans-1,3-Dichloropropene	ND		0.50	0.24	ug/L	8260B_SIM	01/10/11 23:01	eec	
Trichloroethene	ND		0.50	0.26	ug/L	8260B_SIM	01/10/11 23:01	eec	
Trichlorofluoromethane	ND		5.0	0.16	ug/L	8260B_SIM	01/10/11 23:01	eec	
Vinyl Acetate	ND		10	0.48	ug/L	8260B_SIM	01/10/11 23:01	eec	
Vinyl Chloride	ND		0.50	0.13	ug/L	8260B_SIM	01/10/11 23:01	eec	
Xylenes (m+p)	ND		0.50	0.36	ug/L	8260B_SIM	01/10/11 23:01	eec	
Xylenes (ortho)	ND		0.50	0.41	ug/L	8260B_SIM	01/10/11 23:01	eec	
1,4-Dioxane	ND		35	9.3	ug/L	8260B_SIM	01/10/11 23:01	eec	
Surrogate: 1,2-Dichloroethane-d4	96.0	%	80-124			EPA 8260B	01/10/11 23:01	eec	
Surrogate: Bromofluorobenzene	104	%	80-120			EPA 8260B	01/10/11 23:01	eec	
Surrogate: Toluene-d8	102	%	80-120			EPA 8260B	01/10/11 23:01	eec	
Semivolatile Organic Compounds by EPA 8270C SIM									
1,4-Dioxane	0.71		0.20	0.10	ug/L	EPA8270C M	01/12/11 15:28	KOS	

Client Name: Tetra Tech, Inc. - San Bernardino
Contact: Mark Feldman
Address: 301 E. Vanderbilt Way Suite 450
San Bernardino, CA 92408

Report Date: 18-Jan-2011

Project Name: Tetra-Tech Lockheed
Project Number: [none]

Work Order Number: A1A0159

Received on Ice (Y/N): Yes Temp: 3 °C

General Inorganics - Batch Quality Control

Analyte(s)	Result	RDL	MDL	Units	Spike Level	Source Result	%REC	%REC Limits	RPD	RPD Limit	Flag
Batch 1A04045 - Analyzed as received											
Blank (1A04045-BLK1)					Prepared: 01/04/11 Analyzed: 01/05/11						
Perchlorate	ND	0.10	0.071	ug/L*							
LCS (1A04045-BS1)					Prepared: 01/04/11 Analyzed: 01/05/11						
Perchlorate	5.10	0.10	0.071	ug/L*	5.00		102	80-120			
Duplicate (1A04045-DUP1)				**Source: A0L2352-05**	Prepared: 01/04/11 Analyzed: 01/05/11						
Perchlorate	1.80	0.10	0.071	ug/L*		1.77			2.07	20	
Duplicate (1A04045-DUP2)				**Source: A1A0159-02**	Prepared: 01/04/11 Analyzed: 01/05/11						
Perchlorate	ND	0.10	0.071	ug/L*		ND				20	
Matrix Spike (1A04045-MS1)				**Source: A0L2352-05**	Prepared: 01/04/11 Analyzed: 01/05/11						
Perchlorate	7.33	0.10	0.071	ug/L*	5.00	1.77	111	80-120			
Matrix Spike (1A04045-MS2)				**Source: A1A0159-02**	Prepared: 01/04/11 Analyzed: 01/05/11						
Perchlorate	5.13	0.10	0.071	ug/L*	5.00	ND	103	80-120			
Matrix Spike Dup (1A04045-MSD1)				**Source: A0L2352-05**	Prepared: 01/04/11 Analyzed: 01/05/11						
Perchlorate	6.97	0.10	0.071	ug/L*	5.00	1.77	104	80-120	5.05	20	
Matrix Spike Dup (1A04045-MSD2)				**Source: A1A0159-02**	Prepared: 01/04/11 Analyzed: 01/05/11						
Perchlorate	5.35	0.10	0.071	ug/L*	5.00	ND	107	80-120	4.11	20	

Client Name: Tetra Tech, Inc. - San Bernardino
Contact: Mark Feldman
Address: 301 E. Vanderbilt Way Suite 450
San Bernardino, CA 92408

Report Date: 18-Jan-2011

Project Name: Tetra-Tech Lockheed
Project Number: [none]

Work Order Number: A1A0159

Received on Ice (Y/N): Yes Temp: 3 °C

Volatile Organic Compounds by EPA 8260B - Batch Quality Control

Analyte(s)	Result	RDL	MDL	Units	Spike Level	Source Result	%REC	%REC Limits	RPD	RPD Limit	Flag
Batch 1A10030 - Purge and Trap											
Blank (1A10030-BLK1)				Prepared & Analyzed: 01/10/11							
1,1,1-Trichloroethane	ND	0.50	0.12	ug/L							
1,1,2,2-Tetrachloroethane	ND	0.50	0.29	ug/L							
1,1,2-Trichloroethane	ND	0.50	0.31	ug/L							
1,1-Dichloroethane	ND	0.50	0.098	ug/L							
1,1-Dichloroethene	ND	0.50	0.12	ug/L							
1,2,3-Trichloropropane	ND	0.50	0.29	ug/L							
1,2-Dichlorobenzene	ND	0.50	0.20	ug/L							
1,2-Dichloroethane	ND	0.50	0.21	ug/L							
1,2-Dichloropropane	ND	0.50	0.19	ug/L							
1,3-Dichlorobenzene	ND	0.50	0.15	ug/L							
1,4-Dichlorobenzene	ND	0.50	0.072	ug/L							
2-Butanone(MEK)	ND	3.0	1.2	ug/L							
2-Hexanone	ND	5.0	1.2	ug/L							
4-Methyl-2-Pentanone(MIBK)	ND	5.0	0.95	ug/L							
Acetone	ND	10	5.0	ug/L							
Benzene	ND	0.50	0.14	ug/L							
Bromodichloromethane	ND	0.50	0.11	ug/L							
Bromoform	0.530	1.0	0.50	ug/L							J
Bromomethane	ND	0.50	0.48	ug/L							
Carbon Disulfide	ND	0.50	0.36	ug/L							
Carbon Tetrachloride	ND	0.50	0.15	ug/L							
Chlorobenzene	ND	0.50	0.23	ug/L							
Chloroethane	ND	0.50	0.35	ug/L							
Chloroform	ND	0.50	0.46	ug/L							
Chloromethane	ND	0.50	0.36	ug/L							
cis-1,2-Dichloroethene	ND	0.50	0.18	ug/L							
cis-1,3-Dichloropropene	ND	0.50	0.30	ug/L							
Dibromochloromethane	ND	0.50	0.37	ug/L							
Ethylbenzene	ND	0.50	0.26	ug/L							
Methyl tert Butyl Ether	ND	5.0	0.43	ug/L							
Methylene Chloride	ND	3.0	0.15	ug/L							
Styrene	ND	0.50	0.22	ug/L							
Tetrachloroethene	ND	0.50	0.23	ug/L							
Toluene	ND	0.50	0.22	ug/L							
trans-1,2-Dichloroethene	ND	0.50	0.10	ug/L							
trans-1,3-Dichloropropene	ND	0.50	0.24	ug/L							

E.S.BABCOCK&Sons,Inc.
Environmental Laboratories est 1906

Client Name: Tetra Tech, Inc. - San Bernardino
Contact: Mark Feldman
Address: 301 E. Vanderbilt Way Suite 450
San Bernardino, CA 92408

Report Date: 18-Jan-2011

Project Name: Tetra-Tech Lockheed
Project Number: [none]

Work Order Number: A1A0159

Received on Ice (Y/N): Yes Temp: 3 °C

Volatile Organic Compounds by EPA 8260B - Batch Quality Control

Analyte(s)	Result	RDL	MDL	Units	Spike Level	Source Result	%REC	%REC Limits	RPD	RPD Limit	Flag
Batch 1A10030 - Purge and Trap											
Blank (1A10030-BLK1)					Prepared & Analyzed: 01/10/11						
Trichloroethene	ND	0.50	0.26	ug/L							
Trichlorofluoromethane	ND	5.0	0.16	ug/L							
Vinyl Acetate	ND	10	0.48	ug/L							
Vinyl Chloride	ND	0.50	0.13	ug/L							
Xylenes (m+p)	ND	0.50	0.36	ug/L							
Xylenes (ortho)	ND	0.50	0.41	ug/L							
1,4-Dioxane	ND	35	9.3	ug/L							
Surrogate: 1,2-Dichloroethane-d4	*9.79*			ug/L	*10.0*		*97.9*	*80-124*			
Surrogate: Bromofluorobenzene	*10.4*			ug/L	*10.0*		*104*	*80-120*			
Surrogate: Toluene-d8	*10.2*			ug/L	*10.0*		*102*	*80-120*			
LCS (1A10030-BS1)					Prepared & Analyzed: 01/10/11						
1,1-Dichloroethane	22.7	0.50	0.098	ug/L	25.0		90.8	70-130			
1,1-Dichloroethene	22.8	0.50	0.12	ug/L	25.0		91.1	70-130			
1,4-Dichlorobenzene	23.8	0.50	0.072	ug/L	25.0		95.4	70-130			
Benzene	24.3	0.50	0.14	ug/L	25.0		97.3	70-130			
Bromodichloromethane	26.5	0.50	0.11	ug/L	25.0		106	70-130			
Bromoform	25.4	1.0	0.50	ug/L	25.0		102	70-130			
Chloroform	23.6	0.50	0.46	ug/L	25.0		94.3	70-130			
Dibromochloromethane	28.2	0.50	0.37	ug/L	25.0		113	70-130			
Ethylbenzene	24.6	0.50	0.26	ug/L	25.0		98.2	70-130			
Methyl tert Butyl Ether	24.3	5.0	0.43	ug/L	25.0		97.0	70-130			
Tetrachloroethene	22.2	0.50	0.23	ug/L	25.0		88.9	70-130			
Toluene	24.3	0.50	0.22	ug/L	25.0		97.2	70-130			
Trichloroethene	25.4	0.50	0.26	ug/L	25.0		102	70-130			
Vinyl Chloride	25.0	0.50	0.13	ug/L	25.0		100	70-130			
Xylenes (m+p)	49.8	0.50	0.36	ug/L	50.0		99.6	70-130			
Xylenes (ortho)	24.6	0.50	0.41	ug/L	25.0		98.2	70-130			
Surrogate: 1,2-Dichloroethane-d4	*9.66*			ug/L	*10.0*		*96.6*	*80-124*			
Surrogate: Bromofluorobenzene	*10.1*			ug/L	*10.0*		*101*	*80-120*			
Surrogate: Toluene-d8	*10.3*			ug/L	*10.0*		*103*	*80-120*			

E.S.BABCOCK&Sons,Inc.
Environmental Laboratories est 1906

Client Name: Tetra Tech, Inc. - San Bernardino
Contact: Mark Feldman
Address: 301 E. Vanderbilt Way Suite 450
San Bernardino, CA 92408

Report Date: 18-Jan-2011

Project Name: Tetra-Tech Lockheed
Project Number: [none]

Work Order Number: A1A0159

Received on Ice (Y/N): Yes Temp: 3 °C

Volatile Organic Compounds by EPA 8260B - Batch Quality Control

Analyte(s)	Result	RDL	MDL	Units	Spike Level	Source Result	%REC	%REC Limits	RPD	RPD Limit	Flag
Batch 1A10030 - Purge and Trap											
LCS Dup (1A10030-BSD1)					Prepared & Analyzed: 01/10/11						
1,1-Dichloroethane	22.4	0.50	0.098	ug/L	25.0		89.7	70-130	1.24	20	
1,1-Dichloroethene	22.6	0.50	0.12	ug/L	25.0		90.6	70-130	0.616	20	
1,4-Dichlorobenzene	23.8	0.50	0.072	ug/L	25.0		95.0	70-130	0.420	20	
Benzene	24.1	0.50	0.14	ug/L	25.0		96.4	70-130	0.991	20	
Bromodichloromethane	26.1	0.50	0.11	ug/L	25.0		104	70-130	1.64	20	
Bromoform	25.7	1.0	0.50	ug/L	25.0		103	70-130	1.02	20	
Chloroform	23.3	0.50	0.46	ug/L	25.0		93.3	70-130	1.07	20	
Dibromochloromethane	28.0	0.50	0.37	ug/L	25.0		112	70-130	0.640	20	
Ethylbenzene	24.0	0.50	0.26	ug/L	25.0		95.9	70-130	2.35	20	
Methyl tert Butyl Ether	24.5	5.0	0.43	ug/L	25.0		98.0	70-130	0.984	20	
Tetrachloroethene	21.5	0.50	0.23	ug/L	25.0		85.8	70-130	3.52	20	
Toluene	23.8	0.50	0.22	ug/L	25.0		95.4	70-130	1.91	20	
Trichloroethene	24.8	0.50	0.26	ug/L	25.0		99.3	70-130	2.31	20	
Vinyl Chloride	24.5	0.50	0.13	ug/L	25.0		97.9	70-130	2.22	20	
Xylenes (m+p)	48.6	0.50	0.36	ug/L	50.0		97.2	70-130	2.42	20	
Xylenes (ortho)	24.1	0.50	0.41	ug/L	25.0		96.3	70-130	1.97	20	
Surrogate: 1,2-Dichloroethane-d4	*9.71*			ug/L	*10.0*		*97.1*	*80-124*			
Surrogate: Bromofluorobenzene	*10.1*			ug/L	*10.0*		*101*	*80-120*			
Surrogate: Toluene-d8	*10.1*			ug/L	*10.0*		*101*	*80-120*			
Matrix Spike (1A10030-MS1)				**Source: A1A0159-02**	Prepared & Analyzed: 01/10/11						
1,1-Dichloroethane	23.5	0.50	0.098	ug/L	25.0	ND	93.8	70-130			
1,1-Dichloroethene	24.4	0.50	0.12	ug/L	25.0	ND	97.6	70-130			
1,4-Dichlorobenzene	24.8	0.50	0.072	ug/L	25.0	ND	99.2	70-130			
Benzene	25.3	0.50	0.14	ug/L	25.0	ND	101	70-130			
Bromodichloromethane	27.4	0.50	0.11	ug/L	25.0	ND	110	70-130			
Bromoform	25.7	1.0	0.50	ug/L	25.0	ND	103	70-130			
Chloroform	24.5	0.50	0.46	ug/L	25.0	ND	98.2	70-130			
Dibromochloromethane	29.3	0.50	0.37	ug/L	25.0	ND	117	70-130			
Ethylbenzene	26.1	0.50	0.26	ug/L	25.0	ND	104	70-130			
Methyl tert Butyl Ether	25.0	5.0	0.43	ug/L	25.0	ND	100	70-130			
Tetrachloroethene	23.8	0.50	0.23	ug/L	25.0	ND	95.2	70-130			
Toluene	25.5	0.50	0.22	ug/L	25.0	ND	102	70-130			
Trichloroethene	27.1	0.50	0.26	ug/L	25.0	ND	108	70-130			
Vinyl Chloride	24.2	0.50	0.13	ug/L	25.0	ND	96.8	70-130			
Xylenes (m+p)	52.8	0.50	0.36	ug/L	50.0	ND	106	70-130			
Xylenes (ortho)	25.6	0.50	0.41	ug/L	25.0	ND	102	70-130			

Client Name: Tetra Tech, Inc. - San Bernardino
Contact: Mark Feldman
Address: 301 E. Vanderbilt Way Suite 450
San Bernardino, CA 92408

Report Date: 18-Jan-2011

Project Name: Tetra-Tech Lockheed
Project Number: [none]

Work Order Number: A1A0159

Received on Ice (Y/N): Yes Temp: 3 °C

Volatile Organic Compounds by EPA 8260B - Batch Quality Control

Analyte(s)	Result	RDL	MDL	Units	Spike Level	Source Result	%REC	%REC Limits	RPD	RPD Limit	Flag
Batch 1A10030 - Purge and Trap											
Matrix Spike (1A10030-MS1)			**Source: A1A0159-02**		Prepared & Analyzed: 01/10/11						
Surrogate: 1,2-Dichloroethane-d4	*9.45*			ug/L	*10.0*		*94.5*	*80-124*			
Surrogate: Bromofluorobenzene	*10.3*			ug/L	*10.0*		*103*	*80-120*			
Surrogate: Toluene-d8	*10.4*			ug/L	*10.0*		*104*	*80-120*			
Matrix Spike Dup (1A10030-MSD1)			**Source: A1A0159-02**		Prepared & Analyzed: 01/10/11						
1,1-Dichloroethane	24.3	0.50	0.098	ug/L	25.0	ND	97.2	70-130	3.52	40	
1,1-Dichloroethene	24.7	0.50	0.12	ug/L	25.0	ND	99.0	70-130	1.34	40	
1,4-Dichlorobenzene	25.7	0.50	0.072	ug/L	25.0	ND	103	70-130	3.76	40	
Benzene	26.2	0.50	0.14	ug/L	25.0	ND	105	70-130	3.42	40	
Bromodichloromethane	27.8	0.50	0.11	ug/L	25.0	ND	111	70-130	1.23	40	
Bromoform	26.0	1.0	0.50	ug/L	25.0	ND	104	70-130	1.16	40	
Chloroform	24.9	0.50	0.46	ug/L	25.0	ND	99.8	70-130	1.62	40	
Dibromochloromethane	29.4	0.50	0.37	ug/L	25.0	ND	118	70-130	0.545	40	
Ethylbenzene	26.0	0.50	0.26	ug/L	25.0	ND	104	70-130	0.307	40	
Methyl tert Butyl Ether	24.6	5.0	0.43	ug/L	25.0	ND	98.3	70-130	1.65	40	
Tetrachloroethene	24.2	0.50	0.23	ug/L	25.0	ND	96.8	70-130	1.63	40	
Toluene	25.9	0.50	0.22	ug/L	25.0	ND	104	70-130	1.71	40	
Trichloroethene	27.6	0.50	0.26	ug/L	25.0	ND	110	70-130	1.76	40	
Vinyl Chloride	25.9	0.50	0.13	ug/L	25.0	ND	103	70-130	6.67	40	
Xylenes (m+p)	53.5	0.50	0.36	ug/L	50.0	ND	107	70-130	1.32	40	
Xylenes (ortho)	26.0	0.50	0.41	ug/L	25.0	ND	104	70-130	1.67	40	
Surrogate: 1,2-Dichloroethane-d4	*9.58*			ug/L	*10.0*		*95.8*	*80-124*			
Surrogate: Bromofluorobenzene	*10.4*			ug/L	*10.0*		*104*	*80-120*			
Surrogate: Toluene-d8	*10.2*			ug/L	*10.0*		*102*	*80-120*			

Client Name: Tetra Tech, Inc. - San Bernardino
Contact: Mark Feldman
Address: 301 E. Vanderbilt Way Suite 450
San Bernardino, CA 92408

Report Date: 18-Jan-2011

Project Name: Tetra-Tech Lockheed
Project Number: [none]

Work Order Number: A1A0159

Received on Ice (Y/N): Yes Temp: 3 °C

Semivolatile Organic Compounds by EPA 8270C SIM - Batch Quality Control

Analyte(s)	Result	RDL	MDL	Units	Spike Level	Source Result	%REC	%REC Limits	RPD	RPD Limit	Flag
Batch 1A05019 - EPA 3520C											
Blank (1A05019-BLK1)					Prepared: 01/05/11 Analyzed: 01/06/11						
1,4-Dioxane	ND	0.20	0.10	ug/L							
LCS (1A05019-BS1)					Prepared: 01/05/11 Analyzed: 01/06/11						
1,4-Dioxane	0.515	0.20	0.10	ug/L	0.500		103	85-127			
LCS Dup (1A05019-BSD1)					Prepared: 01/05/11 Analyzed: 01/06/11						
1,4-Dioxane	0.530	0.20	0.10	ug/L	0.500		106	85-127	2.87	20	
Matrix Spike (1A05019-MS1)				**Source: A1A0159-02**	Prepared: 01/05/11 Analyzed: 01/06/11						
1,4-Dioxane	1.07	0.20	0.10	ug/L	1.00	ND	107	63-142			
Matrix Spike Dup (1A05019-MSD1)				**Source: A1A0159-02**	Prepared: 01/05/11 Analyzed: 01/06/11						
1,4-Dioxane	1.05	0.20	0.10	ug/L	1.00	ND	105	63-142	1.89	40	
Batch 1A07012 - EPA 3520C											
Blank (1A07012-BLK1)					Prepared: 01/07/11 Analyzed: 01/12/11						
1,4-Dioxane	ND	0.20	0.10	ug/L							
LCS (1A07012-BS1)					Prepared: 01/07/11 Analyzed: 01/12/11						
1,4-Dioxane	1.06	0.20	0.10	ug/L	1.00		106	85-127			
LCS Dup (1A07012-BSD1)					Prepared: 01/07/11 Analyzed: 01/12/11						
1,4-Dioxane	1.03	0.20	0.10	ug/L	1.00		103	85-127	2.87	20	
Matrix Spike (1A07012-MS1)				**Source: A1A0159-07**	Prepared: 01/07/11 Analyzed: 01/12/11						
1,4-Dioxane	1.04	0.20	0.10	ug/L	1.00	ND	104	63-142			

E.S.BABCOCK&Sons,Inc.
Environmental Laboratories est 1906

Client Name: Tetra Tech, Inc. - San Bernardino
Contact: Mark Feldman
Address: 301 E. Vanderbilt Way Suite 450
San Bernardino, CA 92408

Project Name: Tetra-Tech Lockheed
Project Number: [none]

Work Order Number: A1A0159

Report Date: 18-Jan-2011

Received on Ice (Y/N): Yes Temp: 3 °C

Notes and Definitions

J	Estimated value
ND:	Analyte NOT DETECTED at or above the Method Detection Limit **(if MDL is reported)**, otherwise at or above the Reportable Detection Limit (RDL)
NR:	Not Reported
RDL:	Reportable Detection Limit
MDL:	Method Detection Limit

* / (Non-NELAP): NELAP does not offer accreditation for this analyte/method/matrix combination

Approval

Enclosed are the analytical results for the submitted sample(s). Babcock Laboratories certify the data presented as part of this report meet the minimum quality standards in the referenced analytical methods. Any exceptions have been noted. Babcock Laboratories and its officers and employees assume no responsibility and make no warranty, express or implied, for uses or interpretations made by any recipients, intended or unintended, of this report.

Lorenzo Rodriguez

Lorenzo (Z) Rodriguez

Project Manager

cc:

ESB_ mdl_PDF

E.S.BABCOCK&Sons,Inc.
Environmental Laboratories est 1906

Client Name: Tetra Tech, Inc. - San Bernardino
Contact: Mark Feldman
Address: 301 E. Vanderbilt Way Suite 450
San Bernardino, CA 92408

Report Date: 18-Jan-2011

Project Name: Tetra-Tech Lockheed
Project Number: [none]

Work Order Number: A1A0159

Received on Ice (Y/N): Yes Temp: 3 °C

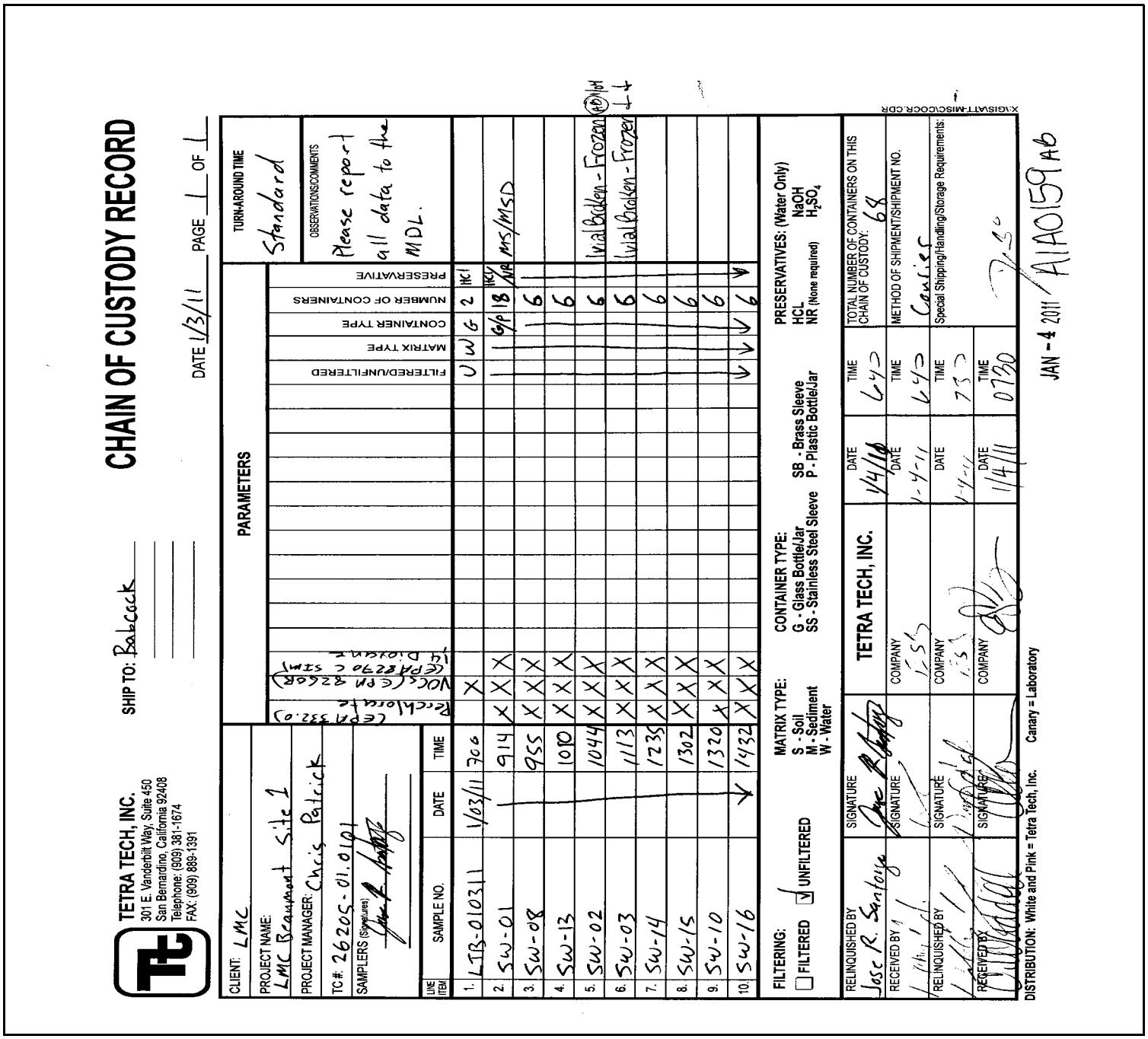

CHAIN OF CUSTODY RECORD

TETRA TECH, INC.
301 E. Vanderbilt Way, Suite 450
San Bernardino, California 92408
Telephone: (909) 381-1674
FAX: (909) 889-1391

SHIP TO: Babcock

DATE 1/3/11 PAGE 1 OF 1

CLIENT: LMC
PROJECT NAME: LMC Beaumont Site 1
PROJECT MANAGER: Chris Patrick
TC#: 26205-01.01.01
SAMPLERS (Signature): [signature]

PARAMETERS: Receive Glycerol (EPA 332.0); NOCs (EPA 8260 c SIMs); 1,4 Dioxane (EPA 8270 c SIMs); FILTERED/UNFILTERED; MATRIX TYPE; CONTAINER TYPE; NUMBER OF CONTAINERS; PRESERVATIVE

TURN-AROUND TIME: Standard

OBSERVATIONS/COMMENTS: Please report all data to the MDL.

LINE ITEM	SAMPLE NO.	DATE	TIME	Glycerol	NOCs	1,4 Dioxane	FILTERED/UNFILTERED	MATRIX TYPE	CONTAINER TYPE	NUMBER OF CONTAINERS	PRESERVATIVE
1.	LTB-010311	1/03/11	706	X			U	W	G	2	HCl
2.	SW-01		914	X	X	X	F			18	HCl/HNO3 MS/MSD
3.	SW-08		955	X	X	X				6	
4.	SW-13		1080	X	X	X				6	
5.	SW-02		1044	X	X	X				6	Vial Broken - Frozen
6.	SW-03		1113	X	X	X				6	Vial Broken - Frozen
7.	SW-14		1235	X	X	X				6	
8.	SW-15		1302	X	X	X				6	
9.	SW-10		1320	X	X	X				6	
10.	SW-16	↓	1432	X	X	X	↓	↓	↓	6	↓

FILTERING: ☐ FILTERED ☑ UNFILTERED

MATRIX TYPE: S - Soil, M - Sediment, W - Water
CONTAINER TYPE: G - Glass Bottle/Jar, SS - Stainless Steel Sleeve, SB - Brass Sleeve, P - Plastic Bottle/Jar
PRESERVATIVES: (Water Only) HCL, NaOH, NR (None required), H_2SO_4

RELINQUISHED BY	SIGNATURE	TETRA TECH, INC.	DATE 1/4/11	TIME 643	TOTAL NUMBER OF CONTAINERS ON THIS CHAIN OF CUSTODY: 68
RECEIVED BY	SIGNATURE	COMPANY	DATE 1-4-11	TIME 643	METHOD OF SHIPMENT/SHIPMENT NO. Couriers
RELINQUISHED BY	SIGNATURE	COMPANY	DATE 1-4-11	TIME 730	Special Shipping/Handling/Storage Requirements:
RECEIVED BY	SIGNATURE	COMPANY	DATE 1/4/11	TIME 0730	

DISTRIBUTION: White and Pink = Tetra Tech, Inc. Canary = Laboratory

X:\GIS\ATT-MISC\COCR.CDR

JAN -4 2011 A1A0159 AB

E.S.BABCOCK&Sons,Inc.
Environmental Laboratories est 1906

Client Name: Tetra Tech, Inc. - San Bernardino
Contact: Mark Feldman
Address: 301 E. Vanderbilt Way Suite 450
San Bernardino, CA 92408

Report Date: 18-Jan-2011

Analytical Report: Page 1 of 11
Project Name: Tetra-Tech Lockheed
Project Number: [none]

Work Order Number: A1A0301

Received on Ice (Y/N): Yes Temp: 3 °C

Attached is the analytical report for the sample(s) received for your project. Below is a list of the individual sample descriptions with the corresponding laboratory number(s). Also, enclosed is a copy of the Chain of Custody document (if received with your sample(s)). Please note any unused portion of the sample(s) may be responsibly discarded after 30 days from the above report date, unless you have requested otherwise.

Thank you for the opportunity to serve your analytical needs. If you have any questions or concerns regarding this report please contact our client service department.

Sample Identification

Lab Sample #	Client Sample ID	Matrix	Date Sampled	By	Date Submitted	By
A1A0301-01	MW-100 Beaumont Site 1 GW Sampling	Liquid	01/04/11 09:02	Jose R. Santoya	01/05/11 07:30	William Bayle

E.S.BABCOCK&Sons,Inc.
Environmental Laboratories est 1906

Client Name: Tetra Tech, Inc. - San Bernardino
Contact: Mark Feldman
Address: 301 E. Vanderbilt Way Suite 450
San Bernardino, CA 92408

Report Date: 18-Jan-2011

Project Name: Tetra-Tech Lockheed
Project Number: [none]

Work Order Number: A1A0301

Received on Ice (Y/N): Yes Temp: 3 °C

Laboratory Reference Number
A1A0301-01

Sample Description	Matrix	Sampled Date/Time	Received Date/Time
MW-100 Beaumont Site 1 GW Sampling	Liquid	01/04/11 09:02	01/05/11 7:30

Analyte(s)	Result	RDL	MDL	Units	Method	Analysis Date	Analyst	Flag
General Inorganics								
Perchlorate	ND	0.10	0.071	ug/L*	EPA 332.0	01/12/11 11:00	aa	
Volatile Organic Compounds by EPA 8260B								
1,1,1-Trichloroethane	ND	0.50	0.12	ug/L	8260B_SIM	01/11/11 05:20	eec	
1,1,2,2-Tetrachloroethane	ND	0.50	0.29	ug/L	8260B_SIM	01/11/11 05:20	eec	
1,1,2-Trichloroethane	ND	0.50	0.31	ug/L	8260B_SIM	01/11/11 05:20	eec	
1,1-Dichloroethane	ND	0.50	0.098	ug/L	8260B_SIM	01/11/11 05:20	eec	
1,1-Dichloroethene	ND	0.50	0.12	ug/L	8260B_SIM	01/11/11 05:20	eec	
1,2,3-Trichloropropane	ND	0.50	0.29	ug/L	8260B_SIM	01/11/11 05:20	eec	
1,2-Dichlorobenzene	ND	0.50	0.20	ug/L	8260B_SIM	01/11/11 05:20	eec	
1,2-Dichloroethane	ND	0.50	0.21	ug/L	8260B_SIM	01/11/11 05:20	eec	
1,2-Dichloropropane	ND	0.50	0.19	ug/L	8260B_SIM	01/11/11 05:20	eec	
1,3-Dichlorobenzene	ND	0.50	0.15	ug/L	8260B_SIM	01/11/11 05:20	eec	
1,4-Dichlorobenzene	ND	0.50	0.072	ug/L	8260B_SIM	01/11/11 05:20	eec	
2-Butanone(MEK)	ND	3.0	1.2	ug/L	8260B_SIM	01/11/11 05:20	eec	
2-Hexanone	ND	5.0	1.2	ug/L	8260B_SIM	01/11/11 05:20	eec	
4-Methyl-2-Pentanone(MIBK)	ND	5.0	0.95	ug/L	8260B_SIM	01/11/11 05:20	eec	
Acetone	ND	10	5.0	ug/L	8260B_SIM	01/11/11 05:20	eec	
Benzene	ND	0.50	0.14	ug/L	8260B_SIM	01/11/11 05:20	eec	
Bromodichloromethane	ND	0.50	0.11	ug/L	8260B_SIM	01/11/11 05:20	eec	
Bromoform	ND	1.0	0.50	ug/L	8260B_SIM	01/11/11 05:20	eec	
Bromomethane	ND	0.50	0.48	ug/L	8260B_SIM	01/11/11 05:20	eec	
Carbon Disulfide	0.43	0.50	0.36	ug/L	8260B_SIM	01/11/11 05:20	eec	J
Carbon Tetrachloride	ND	0.50	0.15	ug/L	8260B_SIM	01/11/11 05:20	eec	
Chlorobenzene	ND	0.50	0.23	ug/L	8260B_SIM	01/11/11 05:20	eec	
Chloroethane	ND	0.50	0.35	ug/L	8260B_SIM	01/11/11 05:20	eec	
Chloroform	ND	0.50	0.46	ug/L	8260B_SIM	01/11/11 05:20	eec	
Chloromethane	ND	0.50	0.36	ug/L	8260B_SIM	01/11/11 05:20	eec	
cis-1,2-Dichloroethene	ND	0.50	0.18	ug/L	8260B_SIM	01/11/11 05:20	eec	
cis-1,3-Dichloropropene	ND	0.50	0.30	ug/L	8260B_SIM	01/11/11 05:20	eec	
Dibromochloromethane	ND	0.50	0.37	ug/L	8260B_SIM	01/11/11 05:20	eec	
Ethylbenzene	ND	0.50	0.26	ug/L	8260B_SIM	01/11/11 05:20	eec	
Methyl tert Butyl Ether	ND	5.0	0.43	ug/L	8260B_SIM	01/11/11 05:20	eec	

E.S.BABCOCK&Sons,Inc.
Environmental Laboratories est 1906

Client Name: Tetra Tech, Inc. - San Bernardino
Contact: Mark Feldman
Address: 301 E. Vanderbilt Way Suite 450
San Bernardino, CA 92408

Report Date: 18-Jan-2011

Project Name: Tetra-Tech Lockheed
Project Number: [none]

Work Order Number: A1A0301

Received on Ice (Y/N): Yes Temp: 3 °C

Laboratory Reference Number

A1A0301-01

Sample Description	Matrix	Sampled Date/Time	Received Date/Time
MW-100 Beaumont Site 1 GW Sampling	Liquid	01/04/11 09:02	01/05/11 7:30

Analyte(s)	Result		RDL	MDL	Units	Method	Analysis Date	Analyst	Flag
Volatile Organic Compounds by EPA 8260B									
Methylene Chloride	ND		3.0	0.15	ug/L	8260B_SIM	01/11/11 05:20	eec	
Styrene	ND		0.50	0.22	ug/L	8260B_SIM	01/11/11 05:20	eec	
Tetrachloroethene	ND		0.50	0.23	ug/L	8260B_SIM	01/11/11 05:20	eec	
Toluene	ND		0.50	0.22	ug/L	8260B_SIM	01/11/11 05:20	eec	
trans-1,2-Dichloroethene	ND		0.50	0.10	ug/L	8260B_SIM	01/11/11 05:20	eec	
trans-1,3-Dichloropropene	ND		0.50	0.24	ug/L	8260B_SIM	01/11/11 05:20	eec	
Trichloroethene	ND		0.50	0.26	ug/L	8260B_SIM	01/11/11 05:20	eec	
Trichlorofluoromethane	ND		5.0	0.16	ug/L	8260B_SIM	01/11/11 05:20	eec	
Vinyl Acetate	ND		10	0.48	ug/L	8260B_SIM	01/11/11 05:20	eec	
Vinyl Chloride	ND		0.50	0.13	ug/L	8260B_SIM	01/11/11 05:20	eec	
Xylenes (m+p)	ND		0.50	0.36	ug/L	8260B_SIM	01/11/11 05:20	eec	
Xylenes (ortho)	ND		0.50	0.41	ug/L	8260B_SIM	01/11/11 05:20	eec	
1,4-Dioxane	ND		35	9.3	ug/L	8260B_SIM	01/11/11 05:20	eec	
Surrogate: 1,2-Dichloroethane-d4	95.8	%	80-124			EPA 8260B	01/11/11 05:20	eec	
Surrogate: Bromofluorobenzene	103	%	80-120			EPA 8260B	01/11/11 05:20	eec	
Surrogate: Toluene-d8	102	%	80-120			EPA 8260B	01/11/11 05:20	eec	
Semivolatile Organic Compounds by EPA 8270C SIM									
1,4-Dioxane	0.17		0.20	0.10	ug/L	EPA8270C M	01/12/11 15:58	KOS	J

E.S.BABCOCK&Sons,Inc.
Environmental Laboratories est 1906

Client Name: Tetra Tech, Inc. - San Bernardino
Contact: Mark Feldman
Address: 301 E. Vanderbilt Way Suite 450
San Bernardino, CA 92408

Report Date: 18-Jan-2011

Project Name: Tetra-Tech Lockheed
Project Number: [none]

Work Order Number: A1A0301

Received on Ice (Y/N): Yes Temp: 3 °C

General Inorganics - Batch Quality Control

Analyte(s)	Result	RDL	MDL	Units	Spike Level	Source Result	%REC	%REC Limits	RPD	RPD Limit	Flag
Batch 1A10040 - Analyzed as received											
Blank (1A10040-BLK1)					Prepared: 01/10/11 Analyzed: 01/12/11						
Perchlorate	ND	0.10	0.071	ug/L*							
LCS (1A10040-BS1)					Prepared: 01/10/11 Analyzed: 01/12/11						
Perchlorate	5.47	0.10	0.071	ug/L*	5.00		109	80-120			
Duplicate (1A10040-DUP1)					**Source: A1A0597-03** Prepared: 01/10/11 Analyzed: 01/12/11						
Perchlorate	1.24	0.10	0.071	ug/L*		1.17			5.67	20	
Matrix Spike (1A10040-MS1)					**Source: A1A0597-03** Prepared: 01/10/11 Analyzed: 01/12/11						
Perchlorate	6.48	0.10	0.071	ug/L*	5.00	1.17	106	80-120			
Matrix Spike Dup (1A10040-MSD1)					**Source: A1A0597-03** Prepared: 01/10/11 Analyzed: 01/12/11						
Perchlorate	6.28	0.10	0.071	ug/L*	5.00	1.17	102	80-120	3.18	20	

Client Name: Tetra Tech, Inc. - San Bernardino
Contact: Mark Feldman
Address: 301 E. Vanderbilt Way Suite 450
San Bernardino, CA 92408

Report Date: 18-Jan-2011

Project Name: Tetra-Tech Lockheed
Project Number: [none]

Work Order Number: A1A0301

Received on Ice (Y/N): Yes Temp: 3 °C

Volatile Organic Compounds by EPA 8260B - Batch Quality Control

Analyte(s)	Result	RDL	MDL	Units	Spike Level	Source Result	%REC	%REC Limits	RPD	RPD Limit	Flag
Batch 1A10030 - Purge and Trap											
Blank (1A10030-BLK1)				Prepared & Analyzed: 01/10/11							
1,1,1-Trichloroethane	ND	0.50	0.12	ug/L							
1,1,2,2-Tetrachloroethane	ND	0.50	0.29	ug/L							
1,1,2-Trichloroethane	ND	0.50	0.31	ug/L							
1,1-Dichloroethane	ND	0.50	0.098	ug/L							
1,1-Dichloroethene	ND	0.50	0.12	ug/L							
1,2,3-Trichloropropane	ND	0.50	0.29	ug/L							
1,2-Dichlorobenzene	ND	0.50	0.20	ug/L							
1,2-Dichloroethane	ND	0.50	0.21	ug/L							
1,2-Dichloropropane	ND	0.50	0.19	ug/L							
1,3-Dichlorobenzene	ND	0.50	0.15	ug/L							
1,4-Dichlorobenzene	ND	0.50	0.072	ug/L							
2-Butanone(MEK)	ND	3.0	1.2	ug/L							
2-Hexanone	ND	5.0	1.2	ug/L							
4-Methyl-2-Pentanone(MIBK)	ND	5.0	0.95	ug/L							
Acetone	ND	10	5.0	ug/L							
Benzene	ND	0.50	0.14	ug/L							
Bromodichloromethane	ND	0.50	0.11	ug/L							
Bromoform	0.530	1.0	0.50	ug/L							J
Bromomethane	ND	0.50	0.48	ug/L							
Carbon Disulfide	ND	0.50	0.36	ug/L							
Carbon Tetrachloride	ND	0.50	0.15	ug/L							
Chlorobenzene	ND	0.50	0.23	ug/L							
Chloroethane	ND	0.50	0.35	ug/L							
Chloroform	ND	0.50	0.46	ug/L							
Chloromethane	ND	0.50	0.36	ug/L							
cis-1,2-Dichloroethene	ND	0.50	0.18	ug/L							
cis-1,3-Dichloropropene	ND	0.50	0.30	ug/L							
Dibromochloromethane	ND	0.50	0.37	ug/L							
Ethylbenzene	ND	0.50	0.26	ug/L							
Methyl tert Butyl Ether	ND	5.0	0.43	ug/L							
Methylene Chloride	ND	3.0	0.15	ug/L							
Styrene	ND	0.50	0.22	ug/L							
Tetrachloroethene	ND	0.50	0.23	ug/L							
Toluene	ND	0.50	0.22	ug/L							
trans-1,2-Dichloroethene	ND	0.50	0.10	ug/L							
trans-1,3-Dichloropropene	ND	0.50	0.24	ug/L							

Client Name: Tetra Tech, Inc. - San Bernardino
Contact: Mark Feldman
Address: 301 E. Vanderbilt Way Suite 450
San Bernardino, CA 92408

Report Date: 18-Jan-2011

Project Name: Tetra-Tech Lockheed
Project Number: [none]

Work Order Number: A1A0301

Received on Ice (Y/N): Yes Temp: 3 °C

Volatile Organic Compounds by EPA 8260B - Batch Quality Control

Analyte(s)	Result	RDL	MDL	Units	Spike Level	Source Result	%REC	%REC Limits	RPD	RPD Limit	Flag
Batch 1A10030 - Purge and Trap											
Blank (1A10030-BLK1)					Prepared & Analyzed: 01/10/11						
Trichloroethene	ND	0.50	0.26	ug/L							
Trichlorofluoromethane	ND	5.0	0.16	ug/L							
Vinyl Acetate	ND	10	0.48	ug/L							
Vinyl Chloride	ND	0.50	0.13	ug/L							
Xylenes (m+p)	ND	0.50	0.36	ug/L							
Xylenes (ortho)	ND	0.50	0.41	ug/L							
1,4-Dioxane	ND	35	9.3	ug/L							
Surrogate: 1,2-Dichloroethane-d4	*9.79*			ug/L	*10.0*		*97.9*	*80-124*			
Surrogate: Bromofluorobenzene	*10.4*			ug/L	*10.0*		*104*	*80-120*			
Surrogate: Toluene-d8	*10.2*			ug/L	*10.0*		*102*	*80-120*			
LCS (1A10030-BS1)					Prepared & Analyzed: 01/10/11						
1,1-Dichloroethane	22.7	0.50	0.098	ug/L	25.0		90.8	70-130			
1,1-Dichloroethene	22.8	0.50	0.12	ug/L	25.0		91.1	70-130			
1,4-Dichlorobenzene	23.8	0.50	0.072	ug/L	25.0		95.4	70-130			
Benzene	24.3	0.50	0.14	ug/L	25.0		97.3	70-130			
Bromodichloromethane	26.5	0.50	0.11	ug/L	25.0		106	70-130			
Bromoform	25.4	1.0	0.50	ug/L	25.0		102	70-130			
Chloroform	23.6	0.50	0.46	ug/L	25.0		94.3	70-130			
Dibromochloromethane	28.2	0.50	0.37	ug/L	25.0		113	70-130			
Ethylbenzene	24.6	0.50	0.26	ug/L	25.0		98.2	70-130			
Methyl tert Butyl Ether	24.3	5.0	0.43	ug/L	25.0		97.0	70-130			
Tetrachloroethene	22.2	0.50	0.23	ug/L	25.0		88.9	70-130			
Toluene	24.3	0.50	0.22	ug/L	25.0		97.2	70-130			
Trichloroethene	25.4	0.50	0.26	ug/L	25.0		102	70-130			
Vinyl Chloride	25.0	0.50	0.13	ug/L	25.0		100	70-130			
Xylenes (m+p)	49.8	0.50	0.36	ug/L	50.0		99.6	70-130			
Xylenes (ortho)	24.6	0.50	0.41	ug/L	25.0		98.2	70-130			
Surrogate: 1,2-Dichloroethane-d4	*9.66*			ug/L	*10.0*		*96.6*	*80-124*			
Surrogate: Bromofluorobenzene	*10.1*			ug/L	*10.0*		*101*	*80-120*			
Surrogate: Toluene-d8	*10.3*			ug/L	*10.0*		*103*	*80-120*			

Client Name: Tetra Tech, Inc. - San Bernardino
Contact: Mark Feldman
Address: 301 E. Vanderbilt Way Suite 450
San Bernardino, CA 92408

Report Date: 18-Jan-2011

Project Name: Tetra-Tech Lockheed
Project Number: [none]

Work Order Number: A1A0301

Received on Ice (Y/N): Yes Temp: 3 °C

Volatile Organic Compounds by EPA 8260B - Batch Quality Control

Analyte(s)	Result	RDL	MDL	Units	Spike Level	Source Result	%REC	%REC Limits	RPD	RPD Limit	Flag
Batch 1A10030 - Purge and Trap											
LCS Dup (1A10030-BSD1)					Prepared & Analyzed: 01/10/11						
1,1-Dichloroethane	22.4	0.50	0.098	ug/L	25.0		89.7	70-130	1.24	20	
1,1-Dichloroethene	22.6	0.50	0.12	ug/L	25.0		90.6	70-130	0.616	20	
1,4-Dichlorobenzene	23.8	0.50	0.072	ug/L	25.0		95.0	70-130	0.420	20	
Benzene	24.1	0.50	0.14	ug/L	25.0		96.4	70-130	0.991	20	
Bromodichloromethane	26.1	0.50	0.11	ug/L	25.0		104	70-130	1.64	20	
Bromoform	25.7	1.0	0.50	ug/L	25.0		103	70-130	1.02	20	
Chloroform	23.3	0.50	0.46	ug/L	25.0		93.3	70-130	1.07	20	
Dibromochloromethane	28.0	0.50	0.37	ug/L	25.0		112	70-130	0.640	20	
Ethylbenzene	24.0	0.50	0.26	ug/L	25.0		95.9	70-130	2.35	20	
Methyl tert Butyl Ether	24.5	5.0	0.43	ug/L	25.0		98.0	70-130	0.984	20	
Tetrachloroethene	21.5	0.50	0.23	ug/L	25.0		85.8	70-130	3.52	20	
Toluene	23.8	0.50	0.22	ug/L	25.0		95.4	70-130	1.91	20	
Trichloroethene	24.8	0.50	0.26	ug/L	25.0		99.3	70-130	2.31	20	
Vinyl Chloride	24.5	0.50	0.13	ug/L	25.0		97.9	70-130	2.22	20	
Xylenes (m+p)	48.6	0.50	0.36	ug/L	50.0		97.2	70-130	2.42	20	
Xylenes (ortho)	24.1	0.50	0.41	ug/L	25.0		96.3	70-130	1.97	20	
Surrogate: 1,2-Dichloroethane-d4	*9.71*			ug/L	*10.0*		*97.1*	*80-124*			
Surrogate: Bromofluorobenzene	*10.1*			ug/L	*10.0*		*101*	*80-120*			
Surrogate: Toluene-d8	*10.1*			ug/L	*10.0*		*101*	*80-120*			
Matrix Spike (1A10030-MS1)				**Source: A1A0159-02**	Prepared & Analyzed: 01/10/11						
1,1-Dichloroethane	23.5	0.50	0.098	ug/L	25.0	ND	93.8	70-130			
1,1-Dichloroethene	24.4	0.50	0.12	ug/L	25.0	ND	97.6	70-130			
1,4-Dichlorobenzene	24.8	0.50	0.072	ug/L	25.0	ND	99.2	70-130			
Benzene	25.3	0.50	0.14	ug/L	25.0	ND	101	70-130			
Bromodichloromethane	27.4	0.50	0.11	ug/L	25.0	ND	110	70-130			
Bromoform	25.7	1.0	0.50	ug/L	25.0	ND	103	70-130			
Chloroform	24.5	0.50	0.46	ug/L	25.0	ND	98.2	70-130			
Dibromochloromethane	29.3	0.50	0.37	ug/L	25.0	ND	117	70-130			
Ethylbenzene	26.1	0.50	0.26	ug/L	25.0	ND	104	70-130			
Methyl tert Butyl Ether	25.0	5.0	0.43	ug/L	25.0	ND	100	70-130			
Tetrachloroethene	23.8	0.50	0.23	ug/L	25.0	ND	95.2	70-130			
Toluene	25.5	0.50	0.22	ug/L	25.0	ND	102	70-130			
Trichloroethene	27.1	0.50	0.26	ug/L	25.0	ND	108	70-130			
Vinyl Chloride	24.2	0.50	0.13	ug/L	25.0	ND	96.8	70-130			
Xylenes (m+p)	52.8	0.50	0.36	ug/L	50.0	ND	106	70-130			
Xylenes (ortho)	25.6	0.50	0.41	ug/L	25.0	ND	102	70-130			

Client Name: Tetra Tech, Inc. - San Bernardino
Contact: Mark Feldman
Address: 301 E. Vanderbilt Way Suite 450
San Bernardino, CA 92408

Report Date: 18-Jan-2011

Project Name: Tetra-Tech Lockheed
Project Number: [none]

Work Order Number: A1A0301

Received on Ice (Y/N): Yes Temp: 3 °C

Volatile Organic Compounds by EPA 8260B - Batch Quality Control

Analyte(s)	Result	RDL	MDL	Units	Spike Level	Source Result	%REC	%REC Limits	RPD	RPD Limit	Flag
Batch 1A10030 - Purge and Trap											
Matrix Spike (1A10030-MS1)		**Source: A1A0159-02**			Prepared & Analyzed: 01/10/11						
Surrogate: 1,2-Dichloroethane-d4	*9.45*			ug/L	*10.0*		*94.5*	*80-124*			
Surrogate: Bromofluorobenzene	*10.3*			ug/L	*10.0*		*103*	*80-120*			
Surrogate: Toluene-d8	*10.4*			ug/L	*10.0*		*104*	*80-120*			
Matrix Spike Dup (1A10030-MSD1)		**Source: A1A0159-02**			Prepared & Analyzed: 01/10/11						
1,1-Dichloroethane	24.3	0.50	0.098	ug/L	25.0	ND	97.2	70-130	3.52	40	
1,1-Dichloroethene	24.7	0.50	0.12	ug/L	25.0	ND	99.0	70-130	1.34	40	
1,4-Dichlorobenzene	25.7	0.50	0.072	ug/L	25.0	ND	103	70-130	3.76	40	
Benzene	26.2	0.50	0.14	ug/L	25.0	ND	105	70-130	3.42	40	
Bromodichloromethane	27.8	0.50	0.11	ug/L	25.0	ND	111	70-130	1.23	40	
Bromoform	26.0	1.0	0.50	ug/L	25.0	ND	104	70-130	1.16	40	
Chloroform	24.9	0.50	0.46	ug/L	25.0	ND	99.8	70-130	1.62	40	
Dibromochloromethane	29.4	0.50	0.37	ug/L	25.0	ND	118	70-130	0.545	40	
Ethylbenzene	26.0	0.50	0.26	ug/L	25.0	ND	104	70-130	0.307	40	
Methyl tert Butyl Ether	24.6	5.0	0.43	ug/L	25.0	ND	98.3	70-130	1.65	40	
Tetrachloroethene	24.2	0.50	0.23	ug/L	25.0	ND	96.8	70-130	1.63	40	
Toluene	25.9	0.50	0.22	ug/L	25.0	ND	104	70-130	1.71	40	
Trichloroethene	27.6	0.50	0.26	ug/L	25.0	ND	110	70-130	1.76	40	
Vinyl Chloride	25.9	0.50	0.13	ug/L	25.0	ND	103	70-130	6.67	40	
Xylenes (m+p)	53.5	0.50	0.36	ug/L	50.0	ND	107	70-130	1.32	40	
Xylenes (ortho)	26.0	0.50	0.41	ug/L	25.0	ND	104	70-130	1.67	40	
Surrogate: 1,2-Dichloroethane-d4	*9.58*			ug/L	*10.0*		*95.8*	*80-124*			
Surrogate: Bromofluorobenzene	*10.4*			ug/L	*10.0*		*104*	*80-120*			
Surrogate: Toluene-d8	*10.2*			ug/L	*10.0*		*102*	*80-120*			

Client Name: Tetra Tech, Inc. - San Bernardino
Contact: Mark Feldman
Address: 301 E. Vanderbilt Way Suite 450
San Bernardino, CA 92408

Report Date: 18-Jan-2011

Project Name: Tetra-Tech Lockheed
Project Number: [none]

Work Order Number: A1A0301

Received on Ice (Y/N): Yes Temp: 3 °C

Semivolatile Organic Compounds by EPA 8270C SIM - Batch Quality Control

Analyte(s)	Result	RDL	MDL	Units	Spike Level	Source Result	%REC	%REC Limits	RPD	RPD Limit	Flag
Batch 1A07012 - EPA 3520C											
Blank (1A07012-BLK1)					Prepared: 01/07/11 Analyzed: 01/12/11						
1,4-Dioxane	ND	0.20	0.10	ug/L							
LCS (1A07012-BS1)					Prepared: 01/07/11 Analyzed: 01/12/11						
1,4-Dioxane	1.06	0.20	0.10	ug/L	1.00		106	85-127			
LCS Dup (1A07012-BSD1)					Prepared: 01/07/11 Analyzed: 01/12/11						
1,4-Dioxane	1.03	0.20	0.10	ug/L	1.00		103	85-127	2.87	20	
Matrix Spike (1A07012-MS1)					**Source: A1A0159-07** Prepared: 01/07/11 Analyzed: 01/12/11						
1,4-Dioxane	1.04	0.20	0.10	ug/L	1.00	ND	104	63-142			

E.S.BABCOCK&Sons,Inc.
Environmental Laboratories est 1906

Client Name: Tetra Tech, Inc. - San Bernardino
Contact: Mark Feldman
Address: 301 E. Vanderbilt Way Suite 450
San Bernardino, CA 92408

Report Date: 18-Jan-2011

Project Name: Tetra-Tech Lockheed
Project Number: [none]

Work Order Number: A1A0301

Received on Ice (Y/N): Yes Temp: 3 °C

Notes and Definitions

J	Estimated value
ND:	Analyte NOT DETECTED at or above the Method Detection Limit **(if MDL is reported)**, otherwise at or above the Reportable Detection Limit (RDL)
NR:	Not Reported
RDL:	Reportable Detection Limit
MDL:	Method Detection Limit

* / (Non-NELAP): NELAP does not offer accreditation for this analyte/method/matrix combination

Approval

Enclosed are the analytical results for the submitted sample(s). Babcock Laboratories certify the data presented as part of this report meet the minimum quality standards in the referenced analytical methods. Any exceptions have been noted. Babcock Laboratories and its officers and employees assume no responsibility and make no warranty, express or implied, for uses or interpretations made by any recipients, intended or unintended, of this report.

Lorenzo Rodriguez

Lorenzo (Z) Rodriguez

Project Manager

cc:

ESB_ mdl_PDF

E.S.BABCOCK&Sons,Inc.
Environmental Laboratories est 1906

Client Name: Tetra Tech, Inc. - San Bernardino
Contact: Mark Feldman
Address: 301 E. Vanderbilt Way Suite 450
San Bernardino, CA 92408

Report Date: 18-Jan-2011

Analytical Report: Page 11 of 11
Project Name: Tetra-Tech Lockheed
Project Number: [none]

Work Order Number: A1A0301

Received on Ice (Y/N): Yes Temp: 3 °C

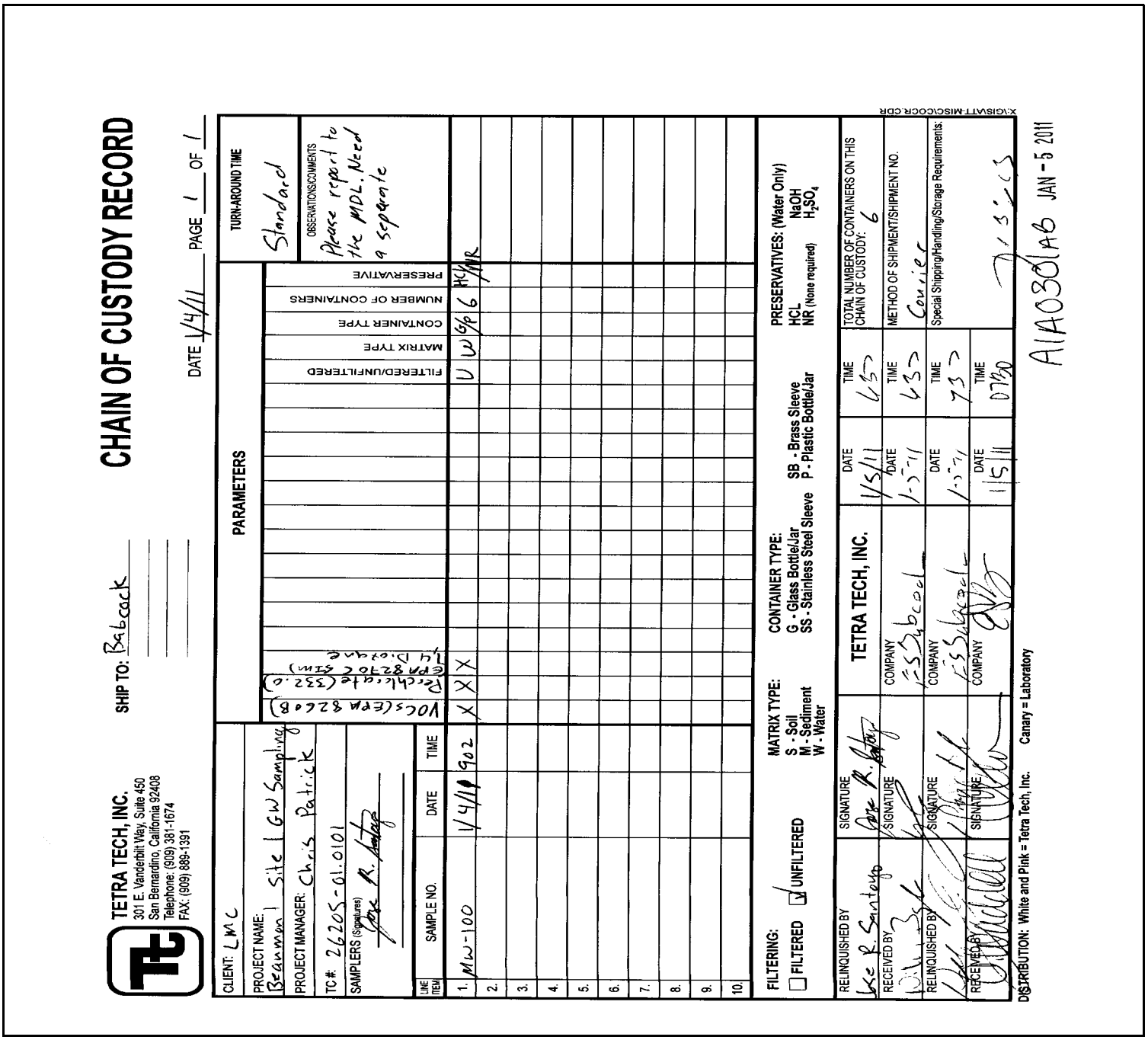

CHAIN OF CUSTODY RECORD

DATE 1/4/11 PAGE 1 OF 1

SHIP TO: Babcock

TETRA TECH, INC.
301 E. Vanderbilt Way, Suite 450
San Bernardino, California 92408
Telephone: (909) 381-1674
FAX: (909) 889-1391

CLIENT: LMC
PROJECT NAME: Beaumont Site 1 GW Sampling
PROJECT MANAGER: Chris Patrick
TC#: 26205-61.0101
SAMPLERS (Signatures): Jose R. Santoyo

PARAMETERS

LINE ITEM	SAMPLE NO.	DATE	TIME	VOCs (EPA 8260B)	Perchlorate (332.0) (EPA 8270C SIM) 1,4 Dioxane	FILTERED/UNFILTERED	MATRIX TYPE	CONTAINER TYPE	NUMBER OF CONTAINERS	PRESERVATIVE
1.	MW-100	1/4/11	902	X	X	U	W	G/P	6	HCl/NR
2.										
3.										
4.										
5.										
6.										
7.										
8.										
9.										
10.										

TURN-AROUND TIME: Standard

OBSERVATIONS/COMMENTS: Please report to the MDL. Need a separate

FILTERING: ☐ FILTERED ☑ UNFILTERED

MATRIX TYPE: S - Soil, M - Sediment, W - Water

CONTAINER TYPE: G - Glass Bottle/Jar, SS - Stainless Steel Sleeve, SB - Brass Sleeve, P - Plastic Bottle/Jar

PRESERVATIVES: (Water Only) HCL, NaOH, NR (None required), H_2SO_4

RELINQUISHED BY	SIGNATURE	TETRA TECH, INC.	DATE 1/5/11	TIME 1330
RECEIVED BY	SIGNATURE	COMPANY ESSbabcock	DATE 1-5-11	TIME 1330
RELINQUISHED BY	SIGNATURE	COMPANY ESSbabcock	DATE 1-5-11	TIME 730
RECEIVED BY	SIGNATURE	COMPANY	DATE 1/5/11	TIME 0730

TOTAL NUMBER OF CONTAINERS ON THIS CHAIN OF CUSTODY: 6

METHOD OF SHIPMENT/SHIPMENT NO.: Courier

Special Shipping/Handling/Storage Requirements:

DISTRIBUTION: White and Pink = Tetra Tech, Inc. Canary = Laboratory

A1A0301 JAN-5 2011

E.S.BABCOCK&Sons,Inc.
Environmental Laboratories est 1906

Client Name: Tetra Tech, Inc. - San Bernardino
Contact: Mark Feldman
Address: 301 E. Vanderbilt Way Suite 450
San Bernardino, CA 92408

Report Date: 18-Jan-2011

Analytical Report: Page 1 of 13
Project Name: Tetra-Tech Lockheed
Project Number: [none]

Work Order Number: A1A0306

Received on Ice (Y/N): Yes Temp: 3 °C

Attached is the analytical report for the sample(s) received for your project. Below is a list of the individual sample descriptions with the corresponding laboratory number(s). Also, enclosed is a copy of the Chain of Custody document (if received with your sample(s)). Please note any unused portion of the sample(s) may be responsibly discarded after 30 days from the above report date, unless you have requested otherwise.

Thank you for the opportunity to serve your analytical needs. If you have any questions or concerns regarding this report please contact our client service department.

Sample Identification

Lab Sample #	Client Sample ID	Matrix	Date Sampled	By	Date Submitted	By
A1A0306-01	LTB-010411 Beaumont Site 1 GW Sampling	Liquid	01/04/11 07:00	Jose R. Santoya	01/05/11 07:30	William Bayle
A1A0306-02	SW-09 Beaumont Site 1 GW Sampling	Liquid	01/04/11 10:48	Jose R. Santoya	01/05/11 07:30	William Bayle

E.S.BABCOCK&Sons,Inc.
Environmental Laboratories est 1906

Client Name: Tetra Tech, Inc. - San Bernardino
Contact: Mark Feldman
Address: 301 E. Vanderbilt Way Suite 450
San Bernardino, CA 92408

Report Date: 18-Jan-2011

Project Name: Tetra-Tech Lockheed
Project Number: [none]

Work Order Number: A1A0306

Received on Ice (Y/N): Yes Temp: 3 °C

Laboratory Reference Number
A1A0306-01

Sample Description	Matrix	Sampled Date/Time	Received Date/Time
LTB-010411 Beaumont Site 1 GW Sampling	Liquid	01/04/11 07:00	01/05/11 7:30

Analyte(s)	Result	RDL	MDL	Units	Method	Analysis Date	Analyst	Flag
Volatile Organic Compounds by EPA 8260B								
1,1,1-Trichloroethane	ND	0.50	0.12	ug/L	8260B_SIM	01/10/11 18:59	eec	
1,1,2,2-Tetrachloroethane	ND	0.50	0.29	ug/L	8260B_SIM	01/10/11 18:59	eec	
1,1,2-Trichloroethane	ND	0.50	0.31	ug/L	8260B_SIM	01/10/11 18:59	eec	
1,1-Dichloroethane	ND	0.50	0.098	ug/L	8260B_SIM	01/10/11 18:59	eec	
1,1-Dichloroethene	ND	0.50	0.12	ug/L	8260B_SIM	01/10/11 18:59	eec	
1,2,3-Trichloropropane	ND	0.50	0.29	ug/L	8260B_SIM	01/10/11 18:59	eec	
1,2-Dichlorobenzene	ND	0.50	0.20	ug/L	8260B_SIM	01/10/11 18:59	eec	
1,2-Dichloroethane	ND	0.50	0.21	ug/L	8260B_SIM	01/10/11 18:59	eec	
1,2-Dichloropropane	ND	0.50	0.19	ug/L	8260B_SIM	01/10/11 18:59	eec	
1,3-Dichlorobenzene	ND	0.50	0.15	ug/L	8260B_SIM	01/10/11 18:59	eec	
1,4-Dichlorobenzene	ND	0.50	0.072	ug/L	8260B_SIM	01/10/11 18:59	eec	
2-Butanone(MEK)	ND	3.0	1.2	ug/L	8260B_SIM	01/10/11 18:59	eec	
2-Hexanone	ND	5.0	1.2	ug/L	8260B_SIM	01/10/11 18:59	eec	
4-Methyl-2-Pentanone(MIBK)	ND	5.0	0.95	ug/L	8260B_SIM	01/10/11 18:59	eec	
Acetone	ND	10	5.0	ug/L	8260B_SIM	01/10/11 18:59	eec	
Benzene	ND	0.50	0.14	ug/L	8260B_SIM	01/10/11 18:59	eec	
Bromodichloromethane	ND	0.50	0.11	ug/L	8260B_SIM	01/10/11 18:59	eec	
Bromoform	ND	1.0	0.50	ug/L	8260B_SIM	01/10/11 18:59	eec	
Bromomethane	ND	0.50	0.48	ug/L	8260B_SIM	01/10/11 18:59	eec	
Carbon Disulfide	ND	0.50	0.36	ug/L	8260B_SIM	01/10/11 18:59	eec	
Carbon Tetrachloride	ND	0.50	0.15	ug/L	8260B_SIM	01/10/11 18:59	eec	
Chlorobenzene	ND	0.50	0.23	ug/L	8260B_SIM	01/10/11 18:59	eec	
Chloroethane	ND	0.50	0.35	ug/L	8260B_SIM	01/10/11 18:59	eec	
Chloroform	ND	0.50	0.46	ug/L	8260B_SIM	01/10/11 18:59	eec	
Chloromethane	ND	0.50	0.36	ug/L	8260B_SIM	01/10/11 18:59	eec	
cis-1,2-Dichloroethene	ND	0.50	0.18	ug/L	8260B_SIM	01/10/11 18:59	eec	
cis-1,3-Dichloropropene	ND	0.50	0.30	ug/L	8260B_SIM	01/10/11 18:59	eec	
Dibromochloromethane	ND	0.50	0.37	ug/L	8260B_SIM	01/10/11 18:59	eec	
Ethylbenzene	ND	0.50	0.26	ug/L	8260B_SIM	01/10/11 18:59	eec	
Methyl tert Butyl Ether	ND	5.0	0.43	ug/L	8260B_SIM	01/10/11 18:59	eec	
Methylene Chloride	ND	3.0	0.15	ug/L	8260B_SIM	01/10/11 18:59	eec	
Styrene	ND	0.50	0.22	ug/L	8260B_SIM	01/10/11 18:59	eec	
Tetrachloroethene	ND	0.50	0.23	ug/L	8260B_SIM	01/10/11 18:59	eec	

E.S.BABCOCK&Sons,Inc.
Environmental Laboratories est 1906

Client Name: Tetra Tech, Inc. - San Bernardino
Contact: Mark Feldman
Address: 301 E. Vanderbilt Way Suite 450
San Bernardino, CA 92408

Report Date: 18-Jan-2011

Project Name: Tetra-Tech Lockheed
Project Number: [none]

Work Order Number: A1A0306

Received on Ice (Y/N): Yes Temp: 3 °C

Laboratory Reference Number
A1A0306-01

Sample Description	Matrix	Sampled Date/Time	Received Date/Time
LTB-010411 Beaumont Site 1 GW Sampling	Liquid	01/04/11 07:00	01/05/11 7:30

Analyte(s)	Result		RDL	MDL	Units	Method	Analysis Date	Analyst	Flag
Volatile Organic Compounds by EPA 8260B									
Toluene	ND		0.50	0.22	ug/L	8260B_SIM	01/10/11 18:59	eec	
trans-1,2-Dichloroethene	ND		0.50	0.10	ug/L	8260B_SIM	01/10/11 18:59	eec	
trans-1,3-Dichloropropene	ND		0.50	0.24	ug/L	8260B_SIM	01/10/11 18:59	eec	
Trichloroethene	ND		0.50	0.26	ug/L	8260B_SIM	01/10/11 18:59	eec	
Trichlorofluoromethane	ND		5.0	0.16	ug/L	8260B_SIM	01/10/11 18:59	eec	
Vinyl Acetate	ND		10	0.48	ug/L	8260B_SIM	01/10/11 18:59	eec	
Vinyl Chloride	ND		0.50	0.13	ug/L	8260B_SIM	01/10/11 18:59	eec	
Xylenes (m+p)	ND		0.50	0.36	ug/L	8260B_SIM	01/10/11 18:59	eec	
Xylenes (ortho)	ND		0.50	0.41	ug/L	8260B_SIM	01/10/11 18:59	eec	
1,4-Dioxane	ND		35	9.3	ug/L	8260B_SIM	01/10/11 18:59	eec	
Surrogate: 1,2-Dichloroethane-d4	96.9	%	80-124			EPA 8260B	01/10/11 18:59	eec	
Surrogate: Bromofluorobenzene	106	%	80-120			EPA 8260B	01/10/11 18:59	eec	
Surrogate: Toluene-d8	103	%	80-120			EPA 8260B	01/10/11 18:59	eec	

E.S.BABCOCK&Sons,Inc.
Environmental Laboratories est 1906

Client Name: Tetra Tech, Inc. - San Bernardino
Contact: Mark Feldman
Address: 301 E. Vanderbilt Way Suite 450
San Bernardino, CA 92408

Report Date: 18-Jan-2011

Project Name: Tetra-Tech Lockheed
Project Number: [none]

Work Order Number: A1A0306

Received on Ice (Y/N): Yes Temp: 3 °C

Laboratory Reference Number
A1A0306-02

Sample Description	Matrix	Sampled Date/Time	Received Date/Time
SW-09 Beaumont Site 1 GW Sampling	Liquid	01/04/11 10:48	01/05/11 7:30

Analyte(s)	Result	RDL	MDL	Units	Method	Analysis Date	Analyst	Flag
General Inorganics								
Perchlorate	ND	0.10	0.071	ug/L*	EPA 332.0	01/12/11 11:00	aa	
Volatile Organic Compounds by EPA 8260B								
1,1,1-Trichloroethane	ND	0.50	0.12	ug/L	8260B_SIM	01/11/11 05:54	eec	
1,1,2,2-Tetrachloroethane	ND	0.50	0.29	ug/L	8260B_SIM	01/11/11 05:54	eec	
1,1,2-Trichloroethane	ND	0.50	0.31	ug/L	8260B_SIM	01/11/11 05:54	eec	
1,1-Dichloroethane	ND	0.50	0.098	ug/L	8260B_SIM	01/11/11 05:54	eec	
1,1-Dichloroethene	ND	0.50	0.12	ug/L	8260B_SIM	01/11/11 05:54	eec	
1,2,3-Trichloropropane	ND	0.50	0.29	ug/L	8260B_SIM	01/11/11 05:54	eec	
1,2-Dichlorobenzene	ND	0.50	0.20	ug/L	8260B_SIM	01/11/11 05:54	eec	
1,2-Dichloroethane	ND	0.50	0.21	ug/L	8260B_SIM	01/11/11 05:54	eec	
1,2-Dichloropropane	ND	0.50	0.19	ug/L	8260B_SIM	01/11/11 05:54	eec	
1,3-Dichlorobenzene	ND	0.50	0.15	ug/L	8260B_SIM	01/11/11 05:54	eec	
1,4-Dichlorobenzene	ND	0.50	0.072	ug/L	8260B_SIM	01/11/11 05:54	eec	
2-Butanone(MEK)	2.1	3.0	1.2	ug/L	8260B_SIM	01/11/11 05:54	eec	J
2-Hexanone	ND	5.0	1.2	ug/L	8260B_SIM	01/11/11 05:54	eec	
4-Methyl-2-Pentanone(MIBK)	ND	5.0	0.95	ug/L	8260B_SIM	01/11/11 05:54	eec	
Acetone	9.7	10	5.0	ug/L	8260B_SIM	01/11/11 05:54	eec	J
Benzene	ND	0.50	0.14	ug/L	8260B_SIM	01/11/11 05:54	eec	
Bromodichloromethane	ND	0.50	0.11	ug/L	8260B_SIM	01/11/11 05:54	eec	
Bromoform	ND	1.0	0.50	ug/L	8260B_SIM	01/11/11 05:54	eec	
Bromomethane	ND	0.50	0.48	ug/L	8260B_SIM	01/11/11 05:54	eec	
Carbon Disulfide	ND	0.50	0.36	ug/L	8260B_SIM	01/11/11 05:54	eec	
Carbon Tetrachloride	ND	0.50	0.15	ug/L	8260B_SIM	01/11/11 05:54	eec	
Chlorobenzene	ND	0.50	0.23	ug/L	8260B_SIM	01/11/11 05:54	eec	
Chloroethane	ND	0.50	0.35	ug/L	8260B_SIM	01/11/11 05:54	eec	
Chloroform	ND	0.50	0.46	ug/L	8260B_SIM	01/11/11 05:54	eec	
Chloromethane	ND	0.50	0.36	ug/L	8260B_SIM	01/11/11 05:54	eec	
cis-1,2-Dichloroethene	ND	0.50	0.18	ug/L	8260B_SIM	01/11/11 05:54	eec	
cis-1,3-Dichloropropene	ND	0.50	0.30	ug/L	8260B_SIM	01/11/11 05:54	eec	
Dibromochloromethane	ND	0.50	0.37	ug/L	8260B_SIM	01/11/11 05:54	eec	
Ethylbenzene	0.46	0.50	0.26	ug/L	8260B_SIM	01/11/11 05:54	eec	J
Methyl tert Butyl Ether	ND	5.0	0.43	ug/L	8260B_SIM	01/11/11 05:54	eec	

E.S.BABCOCK&Sons,Inc.
Environmental Laboratories est 1906

Client Name: Tetra Tech, Inc. - San Bernardino
Contact: Mark Feldman
Address: 301 E. Vanderbilt Way Suite 450
San Bernardino, CA 92408

Report Date: 18-Jan-2011

Project Name: Tetra-Tech Lockheed
Project Number: [none]

Work Order Number: A1A0306

Received on Ice (Y/N): Yes Temp: 3 °C

Laboratory Reference Number
A1A0306-02

Sample Description	Matrix	Sampled Date/Time	Received Date/Time
SW-09 Beaumont Site 1 GW Sampling	Liquid	01/04/11 10:48	01/05/11 7:30

Analyte(s)	Result	RDL	MDL	Units	Method	Analysis Date	Analyst	Flag
Volatile Organic Compounds by EPA 8260B								
Methylene Chloride	ND	3.0	0.15	ug/L	8260B_SIM	01/11/11 05:54	eec	
Styrene	0.52	0.50	0.22	ug/L	8260B_SIM	01/11/11 05:54	eec	
Tetrachloroethene	ND	0.50	0.23	ug/L	8260B_SIM	01/11/11 05:54	eec	
Toluene	ND	0.50	0.22	ug/L	8260B_SIM	01/11/11 05:54	eec	
trans-1,2-Dichloroethene	ND	0.50	0.10	ug/L	8260B_SIM	01/11/11 05:54	eec	
trans-1,3-Dichloropropene	ND	0.50	0.24	ug/L	8260B_SIM	01/11/11 05:54	eec	
Trichloroethene	ND	0.50	0.26	ug/L	8260B_SIM	01/11/11 05:54	eec	
Trichlorofluoromethane	ND	5.0	0.16	ug/L	8260B_SIM	01/11/11 05:54	eec	
Vinyl Acetate	ND	10	0.48	ug/L	8260B_SIM	01/11/11 05:54	eec	
Vinyl Chloride	ND	0.50	0.13	ug/L	8260B_SIM	01/11/11 05:54	eec	
Xylenes (m+p)	ND	0.50	0.36	ug/L	8260B_SIM	01/11/11 05:54	eec	
Xylenes (ortho)	ND	0.50	0.41	ug/L	8260B_SIM	01/11/11 05:54	eec	
1,4-Dioxane	ND	35	9.3	ug/L	8260B_SIM	01/11/11 05:54	eec	
Surrogate: 1,2-Dichloroethane-d4	90.2	% 80-124			EPA 8260B	01/11/11 05:54	eec	
Surrogate: Bromofluorobenzene	107	% 80-120			EPA 8260B	01/11/11 05:54	eec	
Surrogate: Toluene-d8	103	% 80-120			EPA 8260B	01/11/11 05:54	eec	
Semivolatile Organic Compounds by EPA 8270C SIM								
1,4-Dioxane	1.6	0.20	0.10	ug/L	EPA8270C M	01/12/11 16:29	KOS	

Client Name: Tetra Tech, Inc. - San Bernardino
Contact: Mark Feldman
Address: 301 E. Vanderbilt Way Suite 450
San Bernardino, CA 92408

Report Date: 18-Jan-2011

Project Name: Tetra-Tech Lockheed
Project Number: [none]

Work Order Number: A1A0306

Received on Ice (Y/N): Yes Temp: 3 °C

General Inorganics - Batch Quality Control

Analyte(s)	Result	RDL	MDL	Units	Spike Level	Source Result	%REC	%REC Limits	RPD	RPD Limit	Flag
Batch 1A10040 - Analyzed as received											
Blank (1A10040-BLK1)					Prepared: 01/10/11 Analyzed: 01/12/11						
Perchlorate	ND	0.10	0.071	ug/L*							
LCS (1A10040-BS1)					Prepared: 01/10/11 Analyzed: 01/12/11						
Perchlorate	5.47	0.10	0.071	ug/L*	5.00		109	80-120			
Duplicate (1A10040-DUP1)					**Source: A1A0597-03** Prepared: 01/10/11 Analyzed: 01/12/11						
Perchlorate	1.24	0.10	0.071	ug/L*		1.17			5.67	20	
Matrix Spike (1A10040-MS1)					**Source: A1A0597-03** Prepared: 01/10/11 Analyzed: 01/12/11						
Perchlorate	6.48	0.10	0.071	ug/L*	5.00	1.17	106	80-120			
Matrix Spike Dup (1A10040-MSD1)					**Source: A1A0597-03** Prepared: 01/10/11 Analyzed: 01/12/11						
Perchlorate	6.28	0.10	0.071	ug/L*	5.00	1.17	102	80-120	3.18	20	

Client Name: Tetra Tech, Inc. - San Bernardino
Contact: Mark Feldman
Address: 301 E. Vanderbilt Way Suite 450
San Bernardino, CA 92408

Report Date: 18-Jan-2011

Project Name: Tetra-Tech Lockheed
Project Number: [none]

Work Order Number: A1A0306

Received on Ice (Y/N): Yes Temp: 3 °C

Volatile Organic Compounds by EPA 8260B - Batch Quality Control

Analyte(s)	Result	RDL	MDL	Units	Spike Level	Source Result	%REC	%REC Limits	RPD	RPD Limit	Flag
Batch 1A10030 - Purge and Trap											
Blank (1A10030-BLK1)				Prepared & Analyzed: 01/10/11							
1,1,1-Trichloroethane	ND	0.50	0.12	ug/L							
1,1,2,2-Tetrachloroethane	ND	0.50	0.29	ug/L							
1,1,2-Trichloroethane	ND	0.50	0.31	ug/L							
1,1-Dichloroethane	ND	0.50	0.098	ug/L							
1,1-Dichloroethene	ND	0.50	0.12	ug/L							
1,2,3-Trichloropropane	ND	0.50	0.29	ug/L							
1,2-Dichlorobenzene	ND	0.50	0.20	ug/L							
1,2-Dichloroethane	ND	0.50	0.21	ug/L							
1,2-Dichloropropane	ND	0.50	0.19	ug/L							
1,3-Dichlorobenzene	ND	0.50	0.15	ug/L							
1,4-Dichlorobenzene	ND	0.50	0.072	ug/L							
2-Butanone(MEK)	ND	3.0	1.2	ug/L							
2-Hexanone	ND	5.0	1.2	ug/L							
4-Methyl-2-Pentanone(MIBK)	ND	5.0	0.95	ug/L							
Acetone	ND	10	5.0	ug/L							
Benzene	ND	0.50	0.14	ug/L							
Bromodichloromethane	ND	0.50	0.11	ug/L							
Bromoform	0.530	1.0	0.50	ug/L							J
Bromomethane	ND	0.50	0.48	ug/L							
Carbon Disulfide	ND	0.50	0.36	ug/L							
Carbon Tetrachloride	ND	0.50	0.15	ug/L							
Chlorobenzene	ND	0.50	0.23	ug/L							
Chloroethane	ND	0.50	0.35	ug/L							
Chloroform	ND	0.50	0.46	ug/L							
Chloromethane	ND	0.50	0.36	ug/L							
cis-1,2-Dichloroethene	ND	0.50	0.18	ug/L							
cis-1,3-Dichloropropene	ND	0.50	0.30	ug/L							
Dibromochloromethane	ND	0.50	0.37	ug/L							
Ethylbenzene	ND	0.50	0.26	ug/L							
Methyl tert Butyl Ether	ND	5.0	0.43	ug/L							
Methylene Chloride	ND	3.0	0.15	ug/L							
Styrene	ND	0.50	0.22	ug/L							
Tetrachloroethene	ND	0.50	0.23	ug/L							
Toluene	ND	0.50	0.22	ug/L							
trans-1,2-Dichloroethene	ND	0.50	0.10	ug/L							
trans-1,3-Dichloropropene	ND	0.50	0.24	ug/L							

Client Name: Tetra Tech, Inc. - San Bernardino
Contact: Mark Feldman
Address: 301 E. Vanderbilt Way Suite 450
San Bernardino, CA 92408

Report Date: 18-Jan-2011

Project Name: Tetra-Tech Lockheed
Project Number: [none]

Work Order Number: A1A0306

Received on Ice (Y/N): Yes Temp: 3 °C

Volatile Organic Compounds by EPA 8260B - Batch Quality Control

Analyte(s)	Result	RDL	MDL	Units	Spike Level	Source Result	%REC	%REC Limits	RPD	RPD Limit	Flag
Batch 1A10030 - Purge and Trap											
Blank (1A10030-BLK1)					Prepared & Analyzed: 01/10/11						
Trichloroethene	ND	0.50	0.26	ug/L							
Trichlorofluoromethane	ND	5.0	0.16	ug/L							
Vinyl Acetate	ND	10	0.48	ug/L							
Vinyl Chloride	ND	0.50	0.13	ug/L							
Xylenes (m+p)	ND	0.50	0.36	ug/L							
Xylenes (ortho)	ND	0.50	0.41	ug/L							
1,4-Dioxane	ND	35	9.3	ug/L							
Surrogate: 1,2-Dichloroethane-d4	*9.79*			ug/L	*10.0*		*97.9*	*80-124*			
Surrogate: Bromofluorobenzene	*10.4*			ug/L	*10.0*		*104*	*80-120*			
Surrogate: Toluene-d8	*10.2*			ug/L	*10.0*		*102*	*80-120*			
LCS (1A10030-BS1)					Prepared & Analyzed: 01/10/11						
1,1-Dichloroethane	22.7	0.50	0.098	ug/L	25.0		90.8	70-130			
1,1-Dichloroethene	22.8	0.50	0.12	ug/L	25.0		91.1	70-130			
1,4-Dichlorobenzene	23.8	0.50	0.072	ug/L	25.0		95.4	70-130			
Benzene	24.3	0.50	0.14	ug/L	25.0		97.3	70-130			
Bromodichloromethane	26.5	0.50	0.11	ug/L	25.0		106	70-130			
Bromoform	25.4	1.0	0.50	ug/L	25.0		102	70-130			
Chloroform	23.6	0.50	0.46	ug/L	25.0		94.3	70-130			
Dibromochloromethane	28.2	0.50	0.37	ug/L	25.0		113	70-130			
Ethylbenzene	24.6	0.50	0.26	ug/L	25.0		98.2	70-130			
Methyl tert Butyl Ether	24.3	5.0	0.43	ug/L	25.0		97.0	70-130			
Tetrachloroethene	22.2	0.50	0.23	ug/L	25.0		88.9	70-130			
Toluene	24.3	0.50	0.22	ug/L	25.0		97.2	70-130			
Trichloroethene	25.4	0.50	0.26	ug/L	25.0		102	70-130			
Vinyl Chloride	25.0	0.50	0.13	ug/L	25.0		100	70-130			
Xylenes (m+p)	49.8	0.50	0.36	ug/L	50.0		99.6	70-130			
Xylenes (ortho)	24.6	0.50	0.41	ug/L	25.0		98.2	70-130			
Surrogate: 1,2-Dichloroethane-d4	*9.66*			ug/L	*10.0*		*96.6*	*80-124*			
Surrogate: Bromofluorobenzene	*10.1*			ug/L	*10.0*		*101*	*80-120*			
Surrogate: Toluene-d8	*10.3*			ug/L	*10.0*		*103*	*80-120*			

E.S.BABCOCK&Sons,Inc.
Environmental Laboratories est 1906

Client Name: Tetra Tech, Inc. - San Bernardino
Contact: Mark Feldman
Address: 301 E. Vanderbilt Way Suite 450
San Bernardino, CA 92408

Report Date: 18-Jan-2011

Project Name: Tetra-Tech Lockheed
Project Number: [none]

Work Order Number: A1A0306

Received on Ice (Y/N): Yes Temp: 3 °C

Volatile Organic Compounds by EPA 8260B - Batch Quality Control

Analyte(s)	Result	RDL	MDL	Units	Spike Level	Source Result	%REC	%REC Limits	RPD	RPD Limit	Flag
Batch 1A10030 - Purge and Trap											
LCS Dup (1A10030-BSD1)					Prepared & Analyzed: 01/10/11						
1,1-Dichloroethane	22.4	0.50	0.098	ug/L	25.0		89.7	70-130	1.24	20	
1,1-Dichloroethene	22.6	0.50	0.12	ug/L	25.0		90.6	70-130	0.616	20	
1,4-Dichlorobenzene	23.8	0.50	0.072	ug/L	25.0		95.0	70-130	0.420	20	
Benzene	24.1	0.50	0.14	ug/L	25.0		96.4	70-130	0.991	20	
Bromodichloromethane	26.1	0.50	0.11	ug/L	25.0		104	70-130	1.64	20	
Bromoform	25.7	1.0	0.50	ug/L	25.0		103	70-130	1.02	20	
Chloroform	23.3	0.50	0.46	ug/L	25.0		93.3	70-130	1.07	20	
Dibromochloromethane	28.0	0.50	0.37	ug/L	25.0		112	70-130	0.640	20	
Ethylbenzene	24.0	0.50	0.26	ug/L	25.0		95.9	70-130	2.35	20	
Methyl tert Butyl Ether	24.5	5.0	0.43	ug/L	25.0		98.0	70-130	0.984	20	
Tetrachloroethene	21.5	0.50	0.23	ug/L	25.0		85.8	70-130	3.52	20	
Toluene	23.8	0.50	0.22	ug/L	25.0		95.4	70-130	1.91	20	
Trichloroethene	24.8	0.50	0.26	ug/L	25.0		99.3	70-130	2.31	20	
Vinyl Chloride	24.5	0.50	0.13	ug/L	25.0		97.9	70-130	2.22	20	
Xylenes (m+p)	48.6	0.50	0.36	ug/L	50.0		97.2	70-130	2.42	20	
Xylenes (ortho)	24.1	0.50	0.41	ug/L	25.0		96.3	70-130	1.97	20	
Surrogate: 1,2-Dichloroethane-d4	*9.71*			ug/L	*10.0*		*97.1*	*80-124*			
Surrogate: Bromofluorobenzene	*10.1*			ug/L	*10.0*		*101*	*80-120*			
Surrogate: Toluene-d8	*10.1*			ug/L	*10.0*		*101*	*80-120*			
Matrix Spike (1A10030-MS1)				**Source: A1A0159-02**	Prepared & Analyzed: 01/10/11						
1,1-Dichloroethane	23.5	0.50	0.098	ug/L	25.0	ND	93.8	70-130			
1,1-Dichloroethene	24.4	0.50	0.12	ug/L	25.0	ND	97.6	70-130			
1,4-Dichlorobenzene	24.8	0.50	0.072	ug/L	25.0	ND	99.2	70-130			
Benzene	25.3	0.50	0.14	ug/L	25.0	ND	101	70-130			
Bromodichloromethane	27.4	0.50	0.11	ug/L	25.0	ND	110	70-130			
Bromoform	25.7	1.0	0.50	ug/L	25.0	ND	103	70-130			
Chloroform	24.5	0.50	0.46	ug/L	25.0	ND	98.2	70-130			
Dibromochloromethane	29.3	0.50	0.37	ug/L	25.0	ND	117	70-130			
Ethylbenzene	26.1	0.50	0.26	ug/L	25.0	ND	104	70-130			
Methyl tert Butyl Ether	25.0	5.0	0.43	ug/L	25.0	ND	100	70-130			
Tetrachloroethene	23.8	0.50	0.23	ug/L	25.0	ND	95.2	70-130			
Toluene	25.5	0.50	0.22	ug/L	25.0	ND	102	70-130			
Trichloroethene	27.1	0.50	0.26	ug/L	25.0	ND	108	70-130			
Vinyl Chloride	24.2	0.50	0.13	ug/L	25.0	ND	96.8	70-130			
Xylenes (m+p)	52.8	0.50	0.36	ug/L	50.0	ND	106	70-130			
Xylenes (ortho)	25.6	0.50	0.41	ug/L	25.0	ND	102	70-130			

Client Name: Tetra Tech, Inc. - San Bernardino
Contact: Mark Feldman
Address: 301 E. Vanderbilt Way Suite 450
San Bernardino, CA 92408

Report Date: 18-Jan-2011

Project Name: Tetra-Tech Lockheed
Project Number: [none]

Work Order Number: A1A0306

Received on Ice (Y/N): Yes Temp: 3 °C

Volatile Organic Compounds by EPA 8260B - Batch Quality Control

Analyte(s)	Result	RDL	MDL	Units	Spike Level	Source Result	%REC	%REC Limits	RPD	RPD Limit	Flag
Batch 1A10030 - Purge and Trap											
Matrix Spike (1A10030-MS1)			**Source: A1A0159-02**		Prepared & Analyzed: 01/10/11						
Surrogate: 1,2-Dichloroethane-d4	*9.45*			ug/L	*10.0*		*94.5*	*80-124*			
Surrogate: Bromofluorobenzene	*10.3*			ug/L	*10.0*		*103*	*80-120*			
Surrogate: Toluene-d8	*10.4*			ug/L	*10.0*		*104*	*80-120*			
Matrix Spike Dup (1A10030-MSD1)			**Source: A1A0159-02**		Prepared & Analyzed: 01/10/11						
1,1-Dichloroethane	24.3	0.50	0.098	ug/L	25.0	ND	97.2	70-130	3.52	40	
1,1-Dichloroethene	24.7	0.50	0.12	ug/L	25.0	ND	99.0	70-130	1.34	40	
1,4-Dichlorobenzene	25.7	0.50	0.072	ug/L	25.0	ND	103	70-130	3.76	40	
Benzene	26.2	0.50	0.14	ug/L	25.0	ND	105	70-130	3.42	40	
Bromodichloromethane	27.8	0.50	0.11	ug/L	25.0	ND	111	70-130	1.23	40	
Bromoform	26.0	1.0	0.50	ug/L	25.0	ND	104	70-130	1.16	40	
Chloroform	24.9	0.50	0.46	ug/L	25.0	ND	99.8	70-130	1.62	40	
Dibromochloromethane	29.4	0.50	0.37	ug/L	25.0	ND	118	70-130	0.545	40	
Ethylbenzene	26.0	0.50	0.26	ug/L	25.0	ND	104	70-130	0.307	40	
Methyl tert Butyl Ether	24.6	5.0	0.43	ug/L	25.0	ND	98.3	70-130	1.65	40	
Tetrachloroethene	24.2	0.50	0.23	ug/L	25.0	ND	96.8	70-130	1.63	40	
Toluene	25.9	0.50	0.22	ug/L	25.0	ND	104	70-130	1.71	40	
Trichloroethene	27.6	0.50	0.26	ug/L	25.0	ND	110	70-130	1.76	40	
Vinyl Chloride	25.9	0.50	0.13	ug/L	25.0	ND	103	70-130	6.67	40	
Xylenes (m+p)	53.5	0.50	0.36	ug/L	50.0	ND	107	70-130	1.32	40	
Xylenes (ortho)	26.0	0.50	0.41	ug/L	25.0	ND	104	70-130	1.67	40	
Surrogate: 1,2-Dichloroethane-d4	*9.58*			ug/L	*10.0*		*95.8*	*80-124*			
Surrogate: Bromofluorobenzene	*10.4*			ug/L	*10.0*		*104*	*80-120*			
Surrogate: Toluene-d8	*10.2*			ug/L	*10.0*		*102*	*80-120*			

Client Name: Tetra Tech, Inc. - San Bernardino
Contact: Mark Feldman
Address: 301 E. Vanderbilt Way Suite 450
San Bernardino, CA 92408

Report Date: 18-Jan-2011

Project Name: Tetra-Tech Lockheed
Project Number: [none]

Work Order Number: A1A0306

Received on Ice (Y/N): Yes Temp: 3 °C

Semivolatile Organic Compounds by EPA 8270C SIM - Batch Quality Control

Analyte(s)	Result	RDL	MDL	Units	Spike Level	Source Result	%REC	%REC Limits	RPD	RPD Limit	Flag
Batch 1A07012 - EPA 3520C											
Blank (1A07012-BLK1)					Prepared: 01/07/11 Analyzed: 01/12/11						
1,4-Dioxane	ND	0.20	0.10	ug/L							
LCS (1A07012-BS1)					Prepared: 01/07/11 Analyzed: 01/12/11						
1,4-Dioxane	1.06	0.20	0.10	ug/L	1.00		106	85-127			
LCS Dup (1A07012-BSD1)					Prepared: 01/07/11 Analyzed: 01/12/11						
1,4-Dioxane	1.03	0.20	0.10	ug/L	1.00		103	85-127	2.87	20	
Matrix Spike (1A07012-MS1)					**Source: A1A0159-07** Prepared: 01/07/11 Analyzed: 01/12/11						
1,4-Dioxane	1.04	0.20	0.10	ug/L	1.00	ND	104	63-142			

E.S.BABCOCK&Sons,Inc.
Environmental Laboratories est 1906

Client Name: Tetra Tech, Inc. - San Bernardino
Contact: Mark Feldman
Address: 301 E. Vanderbilt Way Suite 450
San Bernardino, CA 92408

Report Date: 18-Jan-2011

Project Name: Tetra-Tech Lockheed
Project Number: [none]

Work Order Number: A1A0306

Received on Ice (Y/N): Yes Temp: 3 °C

Notes and Definitions

J	Estimated value
ND:	Analyte NOT DETECTED at or above the Method Detection Limit **(if MDL is reported)**, otherwise at or above the Reportable Detection Limit (RDL)
NR:	Not Reported
RDL:	Reportable Detection Limit
MDL:	Method Detection Limit

* / (Non-NELAP): NELAP does not offer accreditation for this analyte/method/matrix combination

Approval

Enclosed are the analytical results for the submitted sample(s). Babcock Laboratories certify the data presented as part of this report meet the minimum quality standards in the referenced analytical methods. Any exceptions have been noted. Babcock Laboratories and its officers and employees assume no responsibility and make no warranty, express or implied, for uses or interpretations made by any recipients, intended or unintended, of this report.

Lorenzo Rodriguez

Lorenzo (Z) Rodriguez

Project Manager

cc:

ESB_ mdl_PDF

E.S.BABCOCK&Sons,Inc.
Environmental Laboratories est 1906

Client Name: Tetra Tech, Inc. - San Bernardino
Contact: Mark Feldman
Address: 301 E. Vanderbilt Way Suite 450
San Bernardino, CA 92408

Report Date: 18-Jan-2011

Analytical Report: Page 13 of 13
Project Name: Tetra-Tech Lockheed
Project Number: [none]

Work Order Number: A1A0306

Received on Ice (Y/N): Yes Temp: 3 °C

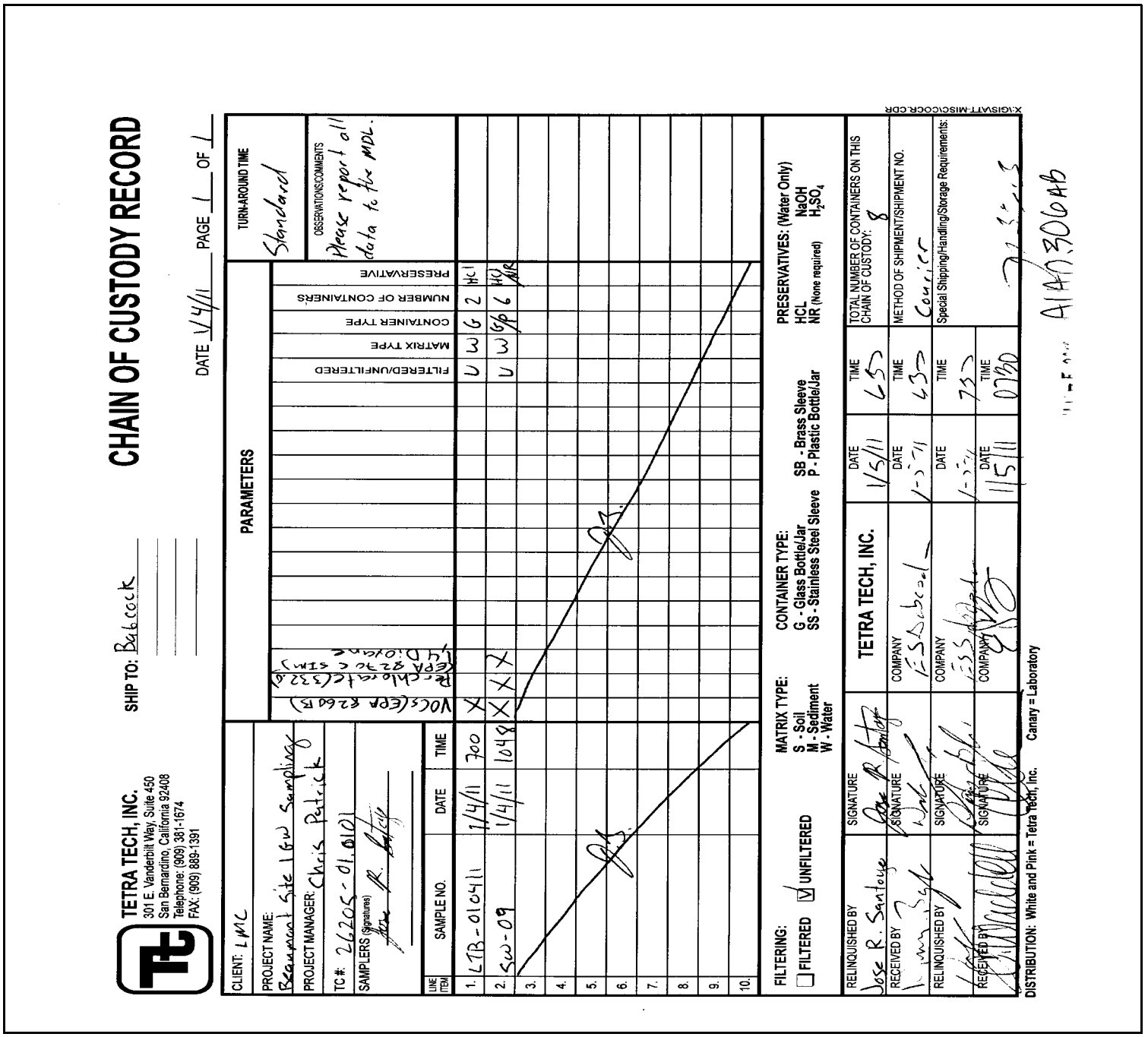

CHAIN OF CUSTODY RECORD

SHIP TO: Babcock

DATE 1/4/11 PAGE 1 OF 1

TETRA TECH, INC.
301 E. Vanderbilt Way, Suite 450
San Bernardino, California 92408
Telephone: (909) 381-1674
FAX: (909) 889-1391

CLIENT: LMC
PROJECT NAME: Basement Site Low Sampling
PROJECT MANAGER: Chris Patrick
TC#: 26205-01.0101
SAMPLERS (Signatures)

PARAMETERS: VOCs (EPA 8260B); Perchlorate (332.0 or EPA 8270C SIM)

LINE ITEM	SAMPLE NO.	DATE	TIME	FILTERED/UNFILTERED	MATRIX TYPE	CONTAINER TYPE	NUMBER OF CONTAINERS	PRESERVATIVE
1.	LTB-010411	1/4/11	700	U	W	G	2	HCl
2.	SW-09	1/4/11	1648	U	W	G/P	6	HCl/NR
3.								
4.								
5.								
6.								
7.								
8.								
9.								
10.								

TURN-AROUND TIME: Standard

OBSERVATIONS/COMMENTS: Please report all data to the MDL.

FILTERING: ☐ FILTERED ☑ UNFILTERED

MATRIX TYPE: S - Soil M - Sediment W - Water

CONTAINER TYPE: G - Glass Bottle/Jar SS - Stainless Steel Sleeve SB - Brass Sleeve P - Plastic Bottle/Jar

PRESERVATIVES: (Water Only) HCL NaOH NR (None required) H_2SO_4

	SIGNATURE	COMPANY	DATE	TIME
RELINQUISHED BY	Jose R. Santoyo	TETRA TECH, INC.	1/5/11	655
RECEIVED BY		ESBabcock	1-5-11	633
RELINQUISHED BY		ESBabcock	1-5-11	733
RECEIVED BY		GSO	1/5/11	0730

TOTAL NUMBER OF CONTAINERS ON THIS CHAIN OF CUSTODY: 8

METHOD OF SHIPMENT/SHIPMENT NO.: Courier

Special Shipping/Handling/Storage Requirements:

DISTRIBUTION: White and Pink = Tetra Tech, Inc. Canary = Laboratory

X:\GISVAT-MISC\COCR.CDR

A1A0306

E.S.BABCOCK&Sons,Inc.
Environmental Laboratories est 1906

Client Name: Tetra Tech, Inc. - San Bernardino
Contact: Mark Feldman
Address: 301 E. Vanderbilt Way Suite 450
San Bernardino, CA 92408

Report Date: 18-Jan-2011

Project Name: Tetra-Tech Lockheed
Project Number: [none]

Work Order Number: A1A0458

Received on Ice (Y/N): Yes Temp: 3 °C

Attached is the analytical report for the sample(s) received for your project. Below is a list of the individual sample descriptions with the corresponding laboratory number(s). Also, enclosed is a copy of the Chain of Custody document (if received with your sample(s)). Please note any unused portion of the sample(s) may be responsibly discarded after 30 days from the above report date, unless you have requested otherwise.

Thank you for the opportunity to serve your analytical needs. If you have any questions or concerns regarding this report please contact our client service department.

Sample Identification

Lab Sample #	Client Sample ID	Matrix	Date Sampled	By	Date Submitted	By
A1A0458-01	LTB-010511 LMC Beaumont Site 1 GW Sampling	Liquid	01/05/11 07:00	Jose R. Santoya	01/06/11 07:30	William Bayle
A1A0458-02	SW-18 LMC Beaumont Site 1 GW Sampling	Liquid	01/05/11 07:59	Jose R. Santoya	01/06/11 07:30	William Bayle
A1A0458-03	SW-19 LMC Beaumont Site 1 GW Sampling	Liquid	01/05/11 08:15	Jose R. Santoya	01/06/11 07:30	William Bayle
A1A0458-04	SW-07 LMC Beaumont Site 1 GW Sampling	Liquid	01/05/11 09:05	Jose R. Santoya	01/06/11 07:30	William Bayle
A1A0458-05	SW-07-DUP LMC Beaumont Site 1 GW Sampling	Liquid	01/05/11 09:07	Jose R. Santoya	01/06/11 07:30	William Bayle
A1A0458-06	SW-06 LMC Beaumont Site 1 GW Sampling	Liquid	01/05/11 09:42	Jose R. Santoya	01/06/11 07:30	William Bayle
A1A0458-07	SW-06-DUP LMC Beaumont Site 1 GW Sampling	Liquid	01/05/11 09:47	Jose R. Santoya	01/06/11 07:30	William Bayle
A1A0458-08	MW-07 LMC Beaumont Site 1 GW Sampling	Liquid	01/05/11 11:30	Jose R. Santoya	01/06/11 07:30	William Bayle
A1A0458-09	MW-07-DUP LMC Beaumont Site 1 GW Sampling	Liquid	01/05/11 11:45	Jose R. Santoya	01/06/11 07:30	William Bayle
A1A0458-10	MW-90 LMC Beaumont Site 1 GW Sampling	Liquid	01/05/11 12:48	Jose R. Santoya	01/06/11 07:30	William Bayle
A1A0458-11	MW-98B LMC Beaumont Site 1 GW Sampling	Liquid	01/05/11 14:12	Jose R. Santoya	01/06/11 07:30	William Bayle
A1A0458-12	MW-98B-DUP LMC Beaumont Site 1 GW Sampling	Liquid	01/05/11 14:20	Jose R. Santoya	01/06/11 07:30	William Bayle

E.S.BABCOCK&Sons,Inc.
Environmental Laboratories est 1906

Client Name: Tetra Tech, Inc. - San Bernardino
Contact: Mark Feldman
Address: 301 E. Vanderbilt Way Suite 450
San Bernardino, CA 92408

Report Date: 18-Jan-2011

Project Name: Tetra-Tech Lockheed
Project Number: [none]

Work Order Number: A1A0458

Received on Ice (Y/N): Yes Temp: 3 °C

Laboratory Reference Number
A1A0458-01

Sample Description	Matrix	Sampled Date/Time	Received Date/Time
LTB-010511 LMC Beaumont Site 1 GW Sampling	Liquid	01/05/11 07:00	01/06/11 7:30

Analyte(s)	Result	RDL	MDL	Units	Method	Analysis Date	Analyst	Flag
Volatile Organic Compounds by EPA 8260B								
1,1,1-Trichloroethane	ND	0.50	0.12	ug/L	8260B_SIM	01/15/11 15:02	eec	
1,1,2,2-Tetrachloroethane	ND	0.50	0.29	ug/L	8260B_SIM	01/15/11 15:02	eec	
1,1,2-Trichloroethane	ND	0.50	0.31	ug/L	8260B_SIM	01/15/11 15:02	eec	
1,1-Dichloroethane	ND	0.50	0.098	ug/L	8260B_SIM	01/15/11 15:02	eec	
1,1-Dichloroethene	ND	0.50	0.12	ug/L	8260B_SIM	01/15/11 15:02	eec	
1,2,3-Trichloropropane	ND	0.50	0.29	ug/L	8260B_SIM	01/15/11 15:02	eec	
1,2-Dichlorobenzene	ND	0.50	0.20	ug/L	8260B_SIM	01/15/11 15:02	eec	
1,2-Dichloroethane	ND	0.50	0.21	ug/L	8260B_SIM	01/15/11 15:02	eec	
1,2-Dichloropropane	ND	0.50	0.19	ug/L	8260B_SIM	01/15/11 15:02	eec	
1,3-Dichlorobenzene	ND	0.50	0.15	ug/L	8260B_SIM	01/15/11 15:02	eec	
1,4-Dichlorobenzene	ND	0.50	0.072	ug/L	8260B_SIM	01/15/11 15:02	eec	
2-Butanone(MEK)	ND	3.0	1.2	ug/L	8260B_SIM	01/15/11 15:02	eec	
2-Hexanone	ND	5.0	1.2	ug/L	8260B_SIM	01/15/11 15:02	eec	
4-Methyl-2-Pentanone(MIBK)	ND	5.0	0.95	ug/L	8260B_SIM	01/15/11 15:02	eec	
Acetone	ND	10	5.0	ug/L	8260B_SIM	01/15/11 15:02	eec	
Benzene	ND	0.50	0.14	ug/L	8260B_SIM	01/15/11 15:02	eec	
Bromodichloromethane	ND	0.50	0.11	ug/L	8260B_SIM	01/15/11 15:02	eec	
Bromoform	ND	1.0	0.50	ug/L	8260B_SIM	01/15/11 15:02	eec	
Bromomethane	ND	0.50	0.48	ug/L	8260B_SIM	01/15/11 15:02	eec	
Carbon Disulfide	ND	0.50	0.36	ug/L	8260B_SIM	01/15/11 15:02	eec	
Carbon Tetrachloride	ND	0.50	0.15	ug/L	8260B_SIM	01/15/11 15:02	eec	
Chlorobenzene	ND	0.50	0.23	ug/L	8260B_SIM	01/15/11 15:02	eec	
Chloroethane	ND	0.50	0.35	ug/L	8260B_SIM	01/15/11 15:02	eec	
Chloroform	ND	0.50	0.46	ug/L	8260B_SIM	01/15/11 15:02	eec	
Chloromethane	ND	0.50	0.36	ug/L	8260B_SIM	01/15/11 15:02	eec	
cis-1,2-Dichloroethene	ND	0.50	0.18	ug/L	8260B_SIM	01/15/11 15:02	eec	
cis-1,3-Dichloropropene	ND	0.50	0.30	ug/L	8260B_SIM	01/15/11 15:02	eec	
Dibromochloromethane	ND	0.50	0.37	ug/L	8260B_SIM	01/15/11 15:02	eec	
Ethylbenzene	ND	0.50	0.26	ug/L	8260B_SIM	01/15/11 15:02	eec	
Methyl tert Butyl Ether	ND	5.0	0.43	ug/L	8260B_SIM	01/15/11 15:02	eec	
Methylene Chloride	0.20	3.0	0.15	ug/L	8260B_SIM	01/15/11 15:02	eec	J
Styrene	ND	0.50	0.22	ug/L	8260B_SIM	01/15/11 15:02	eec	
Tetrachloroethene	ND	0.50	0.23	ug/L	8260B_SIM	01/15/11 15:02	eec	

E.S.BABCOCK&Sons,Inc.
Environmental Laboratories est 1906

Client Name: Tetra Tech, Inc. - San Bernardino
Contact: Mark Feldman
Address: 301 E. Vanderbilt Way Suite 450
San Bernardino, CA 92408

Report Date: 18-Jan-2011

Project Name: Tetra-Tech Lockheed
Project Number: [none]

Work Order Number: A1A0458

Received on Ice (Y/N): Yes Temp: 3 °C

Laboratory Reference Number
A1A0458-01

Sample Description	Matrix	Sampled Date/Time	Received Date/Time
LTB-010511 LMC Beaumont Site 1 GW Sampling	Liquid	01/05/11 07:00	01/06/11 7:30

Analyte(s)	Result		RDL	MDL	Units	Method	Analysis Date	Analyst	Flag
Volatile Organic Compounds by EPA 8260B									
Toluene	ND		0.50	0.22	ug/L	8260B_SIM	01/15/11 15:02	eec	
trans-1,2-Dichloroethene	ND		0.50	0.10	ug/L	8260B_SIM	01/15/11 15:02	eec	
trans-1,3-Dichloropropene	ND		0.50	0.24	ug/L	8260B_SIM	01/15/11 15:02	eec	
Trichloroethene	ND		0.50	0.25	ug/L	8260B_SIM	01/15/11 15:02	eec	
Trichlorofluoromethane	ND		5.0	0.16	ug/L	8260B_SIM	01/15/11 15:02	eec	
Vinyl Acetate	ND		10	0.48	ug/L	8260B_SIM	01/15/11 15:02	eec	
Vinyl Chloride	ND		0.50	0.13	ug/L	8260B_SIM	01/15/11 15:02	eec	
Xylenes (m+p)	ND		0.50	0.36	ug/L	8260B_SIM	01/15/11 15:02	eec	
Xylenes (ortho)	ND		0.50	0.41	ug/L	8260B_SIM	01/15/11 15:02	eec	
1,4-Dioxane	ND		35	9.3	ug/L	8260B_SIM	01/15/11 15:02	eec	
Surrogate: 1,2-Dichloroethane-d4	98.9	%	80-124			EPA 8260B	01/15/11 15:02	eec	
Surrogate: Bromofluorobenzene	103	%	80-120			EPA 8260B	01/15/11 15:02	eec	
Surrogate: Toluene-d8	98.6	%	80-120			EPA 8260B	01/15/11 15:02	eec	

E.S.BABCOCK&Sons,Inc.
Environmental Laboratories est 1906

Client Name: Tetra Tech, Inc. - San Bernardino
Contact: Mark Feldman
Address: 301 E. Vanderbilt Way Suite 450
San Bernardino, CA 92408

Report Date: 18-Jan-2011

Project Name: Tetra-Tech Lockheed
Project Number: [none]

Work Order Number: A1A0458

Received on Ice (Y/N): Yes Temp: 3 °C

Laboratory Reference Number
A1A0458-02

Sample Description	Matrix	Sampled Date/Time	Received Date/Time
SW-18 LMC Beaumont Site 1 GW Sampling	Liquid	01/05/11 07:59	01/06/11 7:30

Analyte(s)	Result	RDL	MDL	Units	Method	Analysis Date	Analyst	Flag
General Inorganics								
Perchlorate	0.56	0.10	0.071	ug/L*	EPA 332.0	01/12/11 11:00	aa	
Volatile Organic Compounds by EPA 8260B								
1,1,1-Trichloroethane	ND	0.50	0.12	ug/L	8260B_SIM	01/15/11 16:11	eec	
1,1,2,2-Tetrachloroethane	ND	0.50	0.29	ug/L	8260B_SIM	01/15/11 16:11	eec	
1,1,2-Trichloroethane	ND	0.50	0.31	ug/L	8260B_SIM	01/15/11 16:11	eec	
1,1-Dichloroethane	ND	0.50	0.098	ug/L	8260B_SIM	01/15/11 16:11	eec	
1,1-Dichloroethene	ND	0.50	0.12	ug/L	8260B_SIM	01/15/11 16:11	eec	
1,2,3-Trichloropropane	ND	0.50	0.29	ug/L	8260B_SIM	01/15/11 16:11	eec	
1,2-Dichlorobenzene	ND	0.50	0.20	ug/L	8260B_SIM	01/15/11 16:11	eec	
1,2-Dichloroethane	ND	0.50	0.21	ug/L	8260B_SIM	01/15/11 16:11	eec	
1,2-Dichloropropane	ND	0.50	0.19	ug/L	8260B_SIM	01/15/11 16:11	eec	
1,3-Dichlorobenzene	ND	0.50	0.15	ug/L	8260B_SIM	01/15/11 16:11	eec	
1,4-Dichlorobenzene	ND	0.50	0.072	ug/L	8260B_SIM	01/15/11 16:11	eec	
2-Butanone(MEK)	ND	3.0	1.2	ug/L	8260B_SIM	01/15/11 16:11	eec	
2-Hexanone	ND	5.0	1.2	ug/L	8260B_SIM	01/15/11 16:11	eec	
4-Methyl-2-Pentanone(MIBK)	ND	5.0	0.95	ug/L	8260B_SIM	01/15/11 16:11	eec	
Acetone	ND	10	5.0	ug/L	8260B_SIM	01/15/11 16:11	eec	
Benzene	ND	0.50	0.14	ug/L	8260B_SIM	01/15/11 16:11	eec	
Bromodichloromethane	ND	0.50	0.11	ug/L	8260B_SIM	01/15/11 16:11	eec	
Bromoform	ND	1.0	0.50	ug/L	8260B_SIM	01/15/11 16:11	eec	
Bromomethane	ND	0.50	0.48	ug/L	8260B_SIM	01/15/11 16:11	eec	
Carbon Disulfide	ND	0.50	0.36	ug/L	8260B_SIM	01/15/11 16:11	eec	
Carbon Tetrachloride	ND	0.50	0.15	ug/L	8260B_SIM	01/15/11 16:11	eec	
Chlorobenzene	ND	0.50	0.23	ug/L	8260B_SIM	01/15/11 16:11	eec	
Chloroethane	ND	0.50	0.35	ug/L	8260B_SIM	01/15/11 16:11	eec	
Chloroform	ND	0.50	0.46	ug/L	8260B_SIM	01/15/11 16:11	eec	
Chloromethane	ND	0.50	0.36	ug/L	8260B_SIM	01/15/11 16:11	eec	
cis-1,2-Dichloroethene	ND	0.50	0.18	ug/L	8260B_SIM	01/15/11 16:11	eec	
cis-1,3-Dichloropropene	ND	0.50	0.30	ug/L	8260B_SIM	01/15/11 16:11	eec	
Dibromochloromethane	ND	0.50	0.37	ug/L	8260B_SIM	01/15/11 16:11	eec	
Ethylbenzene	ND	0.50	0.26	ug/L	8260B_SIM	01/15/11 16:11	eec	
Methyl tert Butyl Ether	ND	5.0	0.43	ug/L	8260B_SIM	01/15/11 16:11	eec	

E.S.BABCOCK&Sons,Inc.
Environmental Laboratories est 1906

Client Name: Tetra Tech, Inc. - San Bernardino
Contact: Mark Feldman
Address: 301 E. Vanderbilt Way Suite 450
San Bernardino, CA 92408

Report Date: 18-Jan-2011

Project Name: Tetra-Tech Lockheed
Project Number: [none]

Work Order Number: A1A0458

Received on Ice (Y/N): Yes Temp: 3 °C

Laboratory Reference Number
A1A0458-02

Sample Description	Matrix	Sampled Date/Time	Received Date/Time
SW-18 LMC Beaumont Site 1 GW Sampling	Liquid	01/05/11 07:59	01/06/11 7:30

Analyte(s)	Result		RDL	MDL	Units	Method	Analysis Date	Analyst	Flag
Volatile Organic Compounds by EPA 8260B									
Methylene Chloride	0.29		3.0	0.15	ug/L	8260B_SIM	01/15/11 16:11	eec	J
Styrene	ND		0.50	0.22	ug/L	8260B_SIM	01/15/11 16:11	eec	
Tetrachloroethene	ND		0.50	0.23	ug/L	8260B_SIM	01/15/11 16:11	eec	
Toluene	ND		0.50	0.22	ug/L	8260B_SIM	01/15/11 16:11	eec	
trans-1,2-Dichloroethene	ND		0.50	0.10	ug/L	8260B_SIM	01/15/11 16:11	eec	
trans-1,3-Dichloropropene	ND		0.50	0.24	ug/L	8260B_SIM	01/15/11 16:11	eec	
Trichloroethene	ND		0.50	0.25	ug/L	8260B_SIM	01/15/11 16:11	eec	
Trichlorofluoromethane	ND		5.0	0.16	ug/L	8260B_SIM	01/15/11 16:11	eec	
Vinyl Acetate	ND		10	0.48	ug/L	8260B_SIM	01/15/11 16:11	eec	
Vinyl Chloride	ND		0.50	0.13	ug/L	8260B_SIM	01/15/11 16:11	eec	
Xylenes (m+p)	ND		0.50	0.36	ug/L	8260B_SIM	01/15/11 16:11	eec	
Xylenes (ortho)	ND		0.50	0.41	ug/L	8260B_SIM	01/15/11 16:11	eec	
1,4-Dioxane	ND		35	9.3	ug/L	8260B_SIM	01/15/11 16:11	eec	
Surrogate: 1,2-Dichloroethane-d4	102	%	80-124			EPA 8260B	01/15/11 16:11	eec	
Surrogate: Bromofluorobenzene	101	%	80-120			EPA 8260B	01/15/11 16:11	eec	
Surrogate: Toluene-d8	99.1	%	80-120			EPA 8260B	01/15/11 16:11	eec	
Semivolatile Organic Compounds by EPA 8270C SIM									
1,4-Dioxane	3.0		0.20	0.10	ug/L	EPA8270C M	01/12/11 17:00	KOS	

E.S.BABCOCK&Sons,Inc.
Environmental Laboratories est 1906

Client Name: Tetra Tech, Inc. - San Bernardino
Contact: Mark Feldman
Address: 301 E. Vanderbilt Way Suite 450
San Bernardino, CA 92408

Report Date: 18-Jan-2011

Project Name: Tetra-Tech Lockheed
Project Number: [none]

Work Order Number: A1A0458

Received on Ice (Y/N): Yes Temp: 3 °C

Laboratory Reference Number
A1A0458-03

Sample Description	Matrix	Sampled Date/Time	Received Date/Time
SW-19 LMC Beaumont Site 1 GW Sampling	Liquid	01/05/11 08:15	01/06/11 7:30

Analyte(s)	Result	RDL	MDL	Units	Method	Analysis Date	Analyst	Flag
General Inorganics								
Perchlorate	0.41	0.10	0.071	ug/L*	EPA 332.0	01/12/11 11:00	aa	
Volatile Organic Compounds by EPA 8260B								
1,1,1-Trichloroethane	ND	0.50	0.12	ug/L	8260B_SIM	01/15/11 16:46	eec	
1,1,2,2-Tetrachloroethane	ND	0.50	0.29	ug/L	8260B_SIM	01/15/11 16:46	eec	
1,1,2-Trichloroethane	ND	0.50	0.31	ug/L	8260B_SIM	01/15/11 16:46	eec	
1,1-Dichloroethane	ND	0.50	0.098	ug/L	8260B_SIM	01/15/11 16:46	eec	
1,1-Dichloroethene	ND	0.50	0.12	ug/L	8260B_SIM	01/15/11 16:46	eec	
1,2,3-Trichloropropane	ND	0.50	0.29	ug/L	8260B_SIM	01/15/11 16:46	eec	
1,2-Dichlorobenzene	ND	0.50	0.20	ug/L	8260B_SIM	01/15/11 16:46	eec	
1,2-Dichloroethane	ND	0.50	0.21	ug/L	8260B_SIM	01/15/11 16:46	eec	
1,2-Dichloropropane	ND	0.50	0.19	ug/L	8260B_SIM	01/15/11 16:46	eec	
1,3-Dichlorobenzene	ND	0.50	0.15	ug/L	8260B_SIM	01/15/11 16:46	eec	
1,4-Dichlorobenzene	ND	0.50	0.072	ug/L	8260B_SIM	01/15/11 16:46	eec	
2-Butanone(MEK)	ND	3.0	1.2	ug/L	8260B_SIM	01/15/11 16:46	eec	
2-Hexanone	ND	5.0	1.2	ug/L	8260B_SIM	01/15/11 16:46	eec	
4-Methyl-2-Pentanone(MIBK)	ND	5.0	0.95	ug/L	8260B_SIM	01/15/11 16:46	eec	
Acetone	ND	10	5.0	ug/L	8260B_SIM	01/15/11 16:46	eec	
Benzene	ND	0.50	0.14	ug/L	8260B_SIM	01/15/11 16:46	eec	
Bromodichloromethane	ND	0.50	0.11	ug/L	8260B_SIM	01/15/11 16:46	eec	
Bromoform	ND	1.0	0.50	ug/L	8260B_SIM	01/15/11 16:46	eec	
Bromomethane	ND	0.50	0.48	ug/L	8260B_SIM	01/15/11 16:46	eec	
Carbon Disulfide	ND	0.50	0.36	ug/L	8260B_SIM	01/15/11 16:46	eec	
Carbon Tetrachloride	ND	0.50	0.15	ug/L	8260B_SIM	01/15/11 16:46	eec	
Chlorobenzene	ND	0.50	0.23	ug/L	8260B_SIM	01/15/11 16:46	eec	
Chloroethane	ND	0.50	0.35	ug/L	8260B_SIM	01/15/11 16:46	eec	
Chloroform	ND	0.50	0.46	ug/L	8260B_SIM	01/15/11 16:46	eec	
Chloromethane	ND	0.50	0.36	ug/L	8260B_SIM	01/15/11 16:46	eec	
cis-1,2-Dichloroethene	ND	0.50	0.18	ug/L	8260B_SIM	01/15/11 16:46	eec	
cis-1,3-Dichloropropene	ND	0.50	0.30	ug/L	8260B_SIM	01/15/11 16:46	eec	
Dibromochloromethane	ND	0.50	0.37	ug/L	8260B_SIM	01/15/11 16:46	eec	
Ethylbenzene	ND	0.50	0.26	ug/L	8260B_SIM	01/15/11 16:46	eec	
Methyl tert Butyl Ether	ND	5.0	0.43	ug/L	8260B_SIM	01/15/11 16:46	eec	

E.S.BABCOCK&Sons,Inc.
Environmental Laboratories est 1906

Client Name: Tetra Tech, Inc. - San Bernardino
Contact: Mark Feldman
Address: 301 E. Vanderbilt Way Suite 450
San Bernardino, CA 92408

Report Date: 18-Jan-2011

Project Name: Tetra-Tech Lockheed
Project Number: [none]

Work Order Number: A1A0458

Received on Ice (Y/N): Yes Temp: 3 °C

Laboratory Reference Number
A1A0458-03

Sample Description	Matrix	Sampled Date/Time	Received Date/Time
SW-19 LMC Beaumont Site 1 GW Sampling	Liquid	01/05/11 08:15	01/06/11 7:30

Analyte(s)	Result		RDL	MDL	Units	Method	Analysis Date	Analyst	Flag
Volatile Organic Compounds by EPA 8260B									
Methylene Chloride	0.16		3.0	0.15	ug/L	8260B_SIM	01/15/11 16:46	eec	J
Styrene	ND		0.50	0.22	ug/L	8260B_SIM	01/15/11 16:46	eec	
Tetrachloroethene	ND		0.50	0.23	ug/L	8260B_SIM	01/15/11 16:46	eec	
Toluene	ND		0.50	0.22	ug/L	8260B_SIM	01/15/11 16:46	eec	
trans-1,2-Dichloroethene	ND		0.50	0.10	ug/L	8260B_SIM	01/15/11 16:46	eec	
trans-1,3-Dichloropropene	ND		0.50	0.24	ug/L	8260B_SIM	01/15/11 16:46	eec	
Trichloroethene	ND		0.50	0.25	ug/L	8260B_SIM	01/15/11 16:46	eec	
Trichlorofluoromethane	ND		5.0	0.16	ug/L	8260B_SIM	01/15/11 16:46	eec	
Vinyl Acetate	ND		10	0.48	ug/L	8260B_SIM	01/15/11 16:46	eec	
Vinyl Chloride	ND		0.50	0.13	ug/L	8260B_SIM	01/15/11 16:46	eec	
Xylenes (m+p)	ND		0.50	0.36	ug/L	8260B_SIM	01/15/11 16:46	eec	
Xylenes (ortho)	ND		0.50	0.41	ug/L	8260B_SIM	01/15/11 16:46	eec	
1,4-Dioxane	ND		35	9.3	ug/L	8260B_SIM	01/15/11 16:46	eec	
Surrogate: 1,2-Dichloroethane-d4	99.3	%	80-124			EPA 8260B	01/15/11 16:46	eec	
Surrogate: Bromofluorobenzene	99.7	%	80-120			EPA 8260B	01/15/11 16:46	eec	
Surrogate: Toluene-d8	101	%	80-120			EPA 8260B	01/15/11 16:46	eec	
Semivolatile Organic Compounds by EPA 8270C SIM									
1,4-Dioxane	2.2		0.20	0.10	ug/L	EPA8270C M	01/12/11 17:31	KOS	

E.S.BABCOCK&Sons,Inc.
Environmental Laboratories est 1906

Client Name: Tetra Tech, Inc. - San Bernardino
Contact: Mark Feldman
Address: 301 E. Vanderbilt Way Suite 450
San Bernardino, CA 92408

Report Date: 18-Jan-2011

Project Name: Tetra-Tech Lockheed
Project Number: [none]

Work Order Number: A1A0458

Received on Ice (Y/N): Yes Temp: 3 °C

Laboratory Reference Number
A1A0458-04

Sample Description	Matrix	Sampled Date/Time	Received Date/Time
SW-07 LMC Beaumont Site 1 GW Sampling	Liquid	01/05/11 09:05	01/06/11 7:30

Analyte(s)	Result	RDL	MDL	Units	Method	Analysis Date	Analyst	Flag
General Inorganics								
Perchlorate	0.32	0.10	0.071	ug/L*	EPA 332.0	01/12/11 11:00	aa	
Volatile Organic Compounds by EPA 8260B								
1,1,1-Trichloroethane	ND	0.50	0.12	ug/L	8260B_SIM	01/15/11 17:21	eec	
1,1,2,2-Tetrachloroethane	ND	0.50	0.29	ug/L	8260B_SIM	01/15/11 17:21	eec	
1,1,2-Trichloroethane	ND	0.50	0.31	ug/L	8260B_SIM	01/15/11 17:21	eec	
1,1-Dichloroethane	ND	0.50	0.098	ug/L	8260B_SIM	01/15/11 17:21	eec	
1,1-Dichloroethene	ND	0.50	0.12	ug/L	8260B_SIM	01/15/11 17:21	eec	
1,2,3-Trichloropropane	ND	0.50	0.29	ug/L	8260B_SIM	01/15/11 17:21	eec	
1,2-Dichlorobenzene	ND	0.50	0.20	ug/L	8260B_SIM	01/15/11 17:21	eec	
1,2-Dichloroethane	ND	0.50	0.21	ug/L	8260B_SIM	01/15/11 17:21	eec	
1,2-Dichloropropane	ND	0.50	0.19	ug/L	8260B_SIM	01/15/11 17:21	eec	
1,3-Dichlorobenzene	ND	0.50	0.15	ug/L	8260B_SIM	01/15/11 17:21	eec	
1,4-Dichlorobenzene	ND	0.50	0.072	ug/L	8260B_SIM	01/15/11 17:21	eec	
2-Butanone(MEK)	ND	3.0	1.2	ug/L	8260B_SIM	01/15/11 17:21	eec	
2-Hexanone	ND	5.0	1.2	ug/L	8260B_SIM	01/15/11 17:21	eec	
4-Methyl-2-Pentanone(MIBK)	ND	5.0	0.95	ug/L	8260B_SIM	01/15/11 17:21	eec	
Acetone	ND	10	5.0	ug/L	8260B_SIM	01/15/11 17:21	eec	
Benzene	ND	0.50	0.14	ug/L	8260B_SIM	01/15/11 17:21	eec	
Bromodichloromethane	ND	0.50	0.11	ug/L	8260B_SIM	01/15/11 17:21	eec	
Bromoform	ND	1.0	0.50	ug/L	8260B_SIM	01/15/11 17:21	eec	
Bromomethane	ND	0.50	0.48	ug/L	8260B_SIM	01/15/11 17:21	eec	
Carbon Disulfide	ND	0.50	0.36	ug/L	8260B_SIM	01/15/11 17:21	eec	
Carbon Tetrachloride	ND	0.50	0.15	ug/L	8260B_SIM	01/15/11 17:21	eec	
Chlorobenzene	ND	0.50	0.23	ug/L	8260B_SIM	01/15/11 17:21	eec	
Chloroethane	ND	0.50	0.35	ug/L	8260B_SIM	01/15/11 17:21	eec	
Chloroform	ND	0.50	0.46	ug/L	8260B_SIM	01/15/11 17:21	eec	
Chloromethane	ND	0.50	0.36	ug/L	8260B_SIM	01/15/11 17:21	eec	
cis-1,2-Dichloroethene	ND	0.50	0.18	ug/L	8260B_SIM	01/15/11 17:21	eec	
cis-1,3-Dichloropropene	ND	0.50	0.30	ug/L	8260B_SIM	01/15/11 17:21	eec	
Dibromochloromethane	ND	0.50	0.37	ug/L	8260B_SIM	01/15/11 17:21	eec	
Ethylbenzene	ND	0.50	0.26	ug/L	8260B_SIM	01/15/11 17:21	eec	
Methyl tert Butyl Ether	ND	5.0	0.43	ug/L	8260B_SIM	01/15/11 17:21	eec	

E.S.BABCOCK&Sons,Inc.
Environmental Laboratories est 1906

Client Name: Tetra Tech, Inc. - San Bernardino
Contact: Mark Feldman
Address: 301 E. Vanderbilt Way Suite 450
San Bernardino, CA 92408

Report Date: 18-Jan-2011

Project Name: Tetra-Tech Lockheed
Project Number: [none]

Work Order Number: A1A0458

Received on Ice (Y/N): Yes Temp: 3 °C

Laboratory Reference Number
A1A0458-04

Sample Description	Matrix	Sampled Date/Time	Received Date/Time
SW-07 LMC Beaumont Site 1 GW Sampling	Liquid	01/05/11 09:05	01/06/11 7:30

Analyte(s)	Result		RDL	MDL	Units	Method	Analysis Date	Analyst	Flag
Volatile Organic Compounds by EPA 8260B									
Methylene Chloride	0.17		3.0	0.15	ug/L	8260B_SIM	01/15/11 17:21	eec	J
Styrene	ND		0.50	0.22	ug/L	8260B_SIM	01/15/11 17:21	eec	
Tetrachloroethene	ND		0.50	0.23	ug/L	8260B_SIM	01/15/11 17:21	eec	
Toluene	ND		0.50	0.22	ug/L	8260B_SIM	01/15/11 17:21	eec	
trans-1,2-Dichloroethene	ND		0.50	0.10	ug/L	8260B_SIM	01/15/11 17:21	eec	
trans-1,3-Dichloropropene	ND		0.50	0.24	ug/L	8260B_SIM	01/15/11 17:21	eec	
Trichloroethene	ND		0.50	0.25	ug/L	8260B_SIM	01/15/11 17:21	eec	
Trichlorofluoromethane	ND		5.0	0.16	ug/L	8260B_SIM	01/15/11 17:21	eec	
Vinyl Acetate	ND		10	0.48	ug/L	8260B_SIM	01/15/11 17:21	eec	
Vinyl Chloride	ND		0.50	0.13	ug/L	8260B_SIM	01/15/11 17:21	eec	
Xylenes (m+p)	ND		0.50	0.36	ug/L	8260B_SIM	01/15/11 17:21	eec	
Xylenes (ortho)	ND		0.50	0.41	ug/L	8260B_SIM	01/15/11 17:21	eec	
1,4-Dioxane	ND		35	9.3	ug/L	8260B_SIM	01/15/11 17:21	eec	
Surrogate: 1,2-Dichloroethane-d4	103	%	80-124			EPA 8260B	01/15/11 17:21	eec	
Surrogate: Bromofluorobenzene	98.7	%	80-120			EPA 8260B	01/15/11 17:21	eec	
Surrogate: Toluene-d8	99.4	%	80-120			EPA 8260B	01/15/11 17:21	eec	
Semivolatile Organic Compounds by EPA 8270C SIM									
1,4-Dioxane	0.90		0.20	0.10	ug/L	EPA8270C M	01/12/11 18:02	KOS	

E.S.BABCOCK&Sons,Inc.
Environmental Laboratories est 1906

Client Name: Tetra Tech, Inc. - San Bernardino
Contact: Mark Feldman
Address: 301 E. Vanderbilt Way Suite 450
San Bernardino, CA 92408

Report Date: 18-Jan-2011

Project Name: Tetra-Tech Lockheed
Project Number: [none]

Work Order Number: A1A0458

Received on Ice (Y/N): Yes Temp: 3 °C

Laboratory Reference Number
A1A0458-05

Sample Description	Matrix	Sampled Date/Time	Received Date/Time
SW-07-DUP LMC Beaumont Site 1 GW Sampling	Liquid	01/05/11 09:07	01/06/11 7:30

Analyte(s)	Result	RDL	MDL	Units	Method	Analysis Date	Analyst	Flag
General Inorganics								
Perchlorate	0.39	0.10	0.071	ug/L*	EPA 332.0	01/12/11 11:00	aa	
Volatile Organic Compounds by EPA 8260B								
1,1,1-Trichloroethane	ND	0.50	0.12	ug/L	8260B_SIM	01/15/11 17:55	eec	
1,1,2,2-Tetrachloroethane	ND	0.50	0.29	ug/L	8260B_SIM	01/15/11 17:55	eec	
1,1,2-Trichloroethane	ND	0.50	0.31	ug/L	8260B_SIM	01/15/11 17:55	eec	
1,1-Dichloroethane	ND	0.50	0.098	ug/L	8260B_SIM	01/15/11 17:55	eec	
1,1-Dichloroethene	ND	0.50	0.12	ug/L	8260B_SIM	01/15/11 17:55	eec	
1,2,3-Trichloropropane	ND	0.50	0.29	ug/L	8260B_SIM	01/15/11 17:55	eec	
1,2-Dichlorobenzene	ND	0.50	0.20	ug/L	8260B_SIM	01/15/11 17:55	eec	
1,2-Dichloroethane	ND	0.50	0.21	ug/L	8260B_SIM	01/15/11 17:55	eec	
1,2-Dichloropropane	ND	0.50	0.19	ug/L	8260B_SIM	01/15/11 17:55	eec	
1,3-Dichlorobenzene	ND	0.50	0.15	ug/L	8260B_SIM	01/15/11 17:55	eec	
1,4-Dichlorobenzene	ND	0.50	0.072	ug/L	8260B_SIM	01/15/11 17:55	eec	
2-Butanone(MEK)	ND	3.0	1.2	ug/L	8260B_SIM	01/15/11 17:55	eec	
2-Hexanone	ND	5.0	1.2	ug/L	8260B_SIM	01/15/11 17:55	eec	
4-Methyl-2-Pentanone(MIBK)	ND	5.0	0.95	ug/L	8260B_SIM	01/15/11 17:55	eec	
Acetone	ND	10	5.0	ug/L	8260B_SIM	01/15/11 17:55	eec	
Benzene	ND	0.50	0.14	ug/L	8260B_SIM	01/15/11 17:55	eec	
Bromodichloromethane	ND	0.50	0.11	ug/L	8260B_SIM	01/15/11 17:55	eec	
Bromoform	ND	1.0	0.50	ug/L	8260B_SIM	01/15/11 17:55	eec	
Bromomethane	ND	0.50	0.48	ug/L	8260B_SIM	01/15/11 17:55	eec	
Carbon Disulfide	ND	0.50	0.36	ug/L	8260B_SIM	01/15/11 17:55	eec	
Carbon Tetrachloride	ND	0.50	0.15	ug/L	8260B_SIM	01/15/11 17:55	eec	
Chlorobenzene	ND	0.50	0.23	ug/L	8260B_SIM	01/15/11 17:55	eec	
Chloroethane	ND	0.50	0.35	ug/L	8260B_SIM	01/15/11 17:55	eec	
Chloroform	ND	0.50	0.46	ug/L	8260B_SIM	01/15/11 17:55	eec	
Chloromethane	ND	0.50	0.36	ug/L	8260B_SIM	01/15/11 17:55	eec	
cis-1,2-Dichloroethene	ND	0.50	0.18	ug/L	8260B_SIM	01/15/11 17:55	eec	
cis-1,3-Dichloropropene	ND	0.50	0.30	ug/L	8260B_SIM	01/15/11 17:55	eec	
Dibromochloromethane	ND	0.50	0.37	ug/L	8260B_SIM	01/15/11 17:55	eec	
Ethylbenzene	ND	0.50	0.26	ug/L	8260B_SIM	01/15/11 17:55	eec	
Methyl tert Butyl Ether	ND	5.0	0.43	ug/L	8260B_SIM	01/15/11 17:55	eec	

E.S.BABCOCK&Sons,Inc.
Environmental Laboratories est 1906

Client Name: Tetra Tech, Inc. - San Bernardino
Contact: Mark Feldman
Address: 301 E. Vanderbilt Way Suite 450
San Bernardino, CA 92408

Report Date: 18-Jan-2011

Project Name: Tetra-Tech Lockheed
Project Number: [none]

Work Order Number: A1A0458

Received on Ice (Y/N): Yes Temp: 3 °C

Laboratory Reference Number

A1A0458-05

Sample Description	Matrix	Sampled Date/Time	Received Date/Time
SW-07-DUP LMC Beaumont Site 1 GW Sampling	Liquid	01/05/11 09:07	01/06/11 7:30

Analyte(s)	Result	RDL	MDL	Units	Method	Analysis Date	Analyst	Flag
Volatile Organic Compounds by EPA 8260B								
Methylene Chloride	0.29	3.0	0.15	ug/L	8260B_SIM	01/15/11 17:55	eec	J
Styrene	ND	0.50	0.22	ug/L	8260B_SIM	01/15/11 17:55	eec	
Tetrachloroethene	ND	0.50	0.23	ug/L	8260B_SIM	01/15/11 17:55	eec	
Toluene	ND	0.50	0.22	ug/L	8260B_SIM	01/15/11 17:55	eec	
trans-1,2-Dichloroethene	ND	0.50	0.10	ug/L	8260B_SIM	01/15/11 17:55	eec	
trans-1,3-Dichloropropene	ND	0.50	0.24	ug/L	8260B_SIM	01/15/11 17:55	eec	
Trichloroethene	ND	0.50	0.25	ug/L	8260B_SIM	01/15/11 17:55	eec	
Trichlorofluoromethane	ND	5.0	0.16	ug/L	8260B_SIM	01/15/11 17:55	eec	
Vinyl Acetate	ND	10	0.48	ug/L	8260B_SIM	01/15/11 17:55	eec	
Vinyl Chloride	ND	0.50	0.13	ug/L	8260B_SIM	01/15/11 17:55	eec	
Xylenes (m+p)	ND	0.50	0.36	ug/L	8260B_SIM	01/15/11 17:55	eec	
Xylenes (ortho)	ND	0.50	0.41	ug/L	8260B_SIM	01/15/11 17:55	eec	
1,4-Dioxane	ND	35	9.3	ug/L	8260B_SIM	01/15/11 17:55	eec	
Surrogate: 1,2-Dichloroethane-d4	101	% 80-124			EPA 8260B	01/15/11 17:55	eec	
Surrogate: Bromofluorobenzene	101	% 80-120			EPA 8260B	01/15/11 17:55	eec	
Surrogate: Toluene-d8	101	% 80-120			EPA 8260B	01/15/11 17:55	eec	
Semivolatile Organic Compounds by EPA 8270C SIM								
1,4-Dioxane	0.91	0.20	0.10	ug/L	EPA8270C M	01/12/11 18:33	KOS	

E.S.BABCOCK&Sons,Inc.
Environmental Laboratories est 1906

Client Name: Tetra Tech, Inc. - San Bernardino
Contact: Mark Feldman
Address: 301 E. Vanderbilt Way Suite 450
San Bernardino, CA 92408

Report Date: 18-Jan-2011

Project Name: Tetra-Tech Lockheed
Project Number: [none]

Work Order Number: A1A0458

Received on Ice (Y/N): Yes Temp: 3 °C

Laboratory Reference Number
A1A0458-06

Sample Description	Matrix	Sampled Date/Time	Received Date/Time
SW-06 LMC Beaumont Site 1 GW Sampling	Liquid	01/05/11 09:42	01/06/11 7:30

Analyte(s)	Result	RDL	MDL	Units	Method	Analysis Date	Analyst	Flag
General Inorganics								
Perchlorate	0.64	0.10	0.071	ug/L*	EPA 332.0	01/12/11 11:00	aa	
Volatile Organic Compounds by EPA 8260B								
1,1,1-Trichloroethane	ND	0.50	0.12	ug/L	8260B_SIM	01/15/11 18:30	eec	
1,1,2,2-Tetrachloroethane	ND	0.50	0.29	ug/L	8260B_SIM	01/15/11 18:30	eec	
1,1,2-Trichloroethane	ND	0.50	0.31	ug/L	8260B_SIM	01/15/11 18:30	eec	
1,1-Dichloroethane	ND	0.50	0.098	ug/L	8260B_SIM	01/15/11 18:30	eec	
1,1-Dichloroethene	ND	0.50	0.12	ug/L	8260B_SIM	01/15/11 18:30	eec	
1,2,3-Trichloropropane	ND	0.50	0.29	ug/L	8260B_SIM	01/15/11 18:30	eec	
1,2-Dichlorobenzene	ND	0.50	0.20	ug/L	8260B_SIM	01/15/11 18:30	eec	
1,2-Dichloroethane	ND	0.50	0.21	ug/L	8260B_SIM	01/15/11 18:30	eec	
1,2-Dichloropropane	ND	0.50	0.19	ug/L	8260B_SIM	01/15/11 18:30	eec	
1,3-Dichlorobenzene	ND	0.50	0.15	ug/L	8260B_SIM	01/15/11 18:30	eec	
1,4-Dichlorobenzene	ND	0.50	0.072	ug/L	8260B_SIM	01/15/11 18:30	eec	
2-Butanone(MEK)	ND	3.0	1.2	ug/L	8260B_SIM	01/15/11 18:30	eec	
2-Hexanone	ND	5.0	1.2	ug/L	8260B_SIM	01/15/11 18:30	eec	
4-Methyl-2-Pentanone(MIBK)	ND	5.0	0.95	ug/L	8260B_SIM	01/15/11 18:30	eec	
Acetone	ND	10	5.0	ug/L	8260B_SIM	01/15/11 18:30	eec	
Benzene	ND	0.50	0.14	ug/L	8260B_SIM	01/15/11 18:30	eec	
Bromodichloromethane	ND	0.50	0.11	ug/L	8260B_SIM	01/15/11 18:30	eec	
Bromoform	ND	1.0	0.50	ug/L	8260B_SIM	01/15/11 18:30	eec	
Bromomethane	ND	0.50	0.48	ug/L	8260B_SIM	01/15/11 18:30	eec	
Carbon Disulfide	ND	0.50	0.36	ug/L	8260B_SIM	01/15/11 18:30	eec	
Carbon Tetrachloride	ND	0.50	0.15	ug/L	8260B_SIM	01/15/11 18:30	eec	
Chlorobenzene	ND	0.50	0.23	ug/L	8260B_SIM	01/15/11 18:30	eec	
Chloroethane	ND	0.50	0.35	ug/L	8260B_SIM	01/15/11 18:30	eec	
Chloroform	ND	0.50	0.46	ug/L	8260B_SIM	01/15/11 18:30	eec	
Chloromethane	ND	0.50	0.36	ug/L	8260B_SIM	01/15/11 18:30	eec	
cis-1,2-Dichloroethene	ND	0.50	0.18	ug/L	8260B_SIM	01/15/11 18:30	eec	
cis-1,3-Dichloropropene	ND	0.50	0.30	ug/L	8260B_SIM	01/15/11 18:30	eec	
Dibromochloromethane	ND	0.50	0.37	ug/L	8260B_SIM	01/15/11 18:30	eec	
Ethylbenzene	ND	0.50	0.26	ug/L	8260B_SIM	01/15/11 18:30	eec	
Methyl tert Butyl Ether	ND	5.0	0.43	ug/L	8260B_SIM	01/15/11 18:30	eec	

E.S.BABCOCK&Sons,Inc.
Environmental Laboratories est 1906

Client Name: Tetra Tech, Inc. - San Bernardino
Contact: Mark Feldman
Address: 301 E. Vanderbilt Way Suite 450
San Bernardino, CA 92408

Report Date: 18-Jan-2011

Project Name: Tetra-Tech Lockheed
Project Number: [none]

Work Order Number: A1A0458

Received on Ice (Y/N): Yes Temp: 3 °C

Laboratory Reference Number

A1A0458-06

Sample Description	Matrix	Sampled Date/Time	Received Date/Time
SW-06 LMC Beaumont Site 1 GW Sampling	Liquid	01/05/11 09:42	01/06/11 7:30

Analyte(s)	Result		RDL	MDL	Units	Method	Analysis Date	Analyst	Flag
Volatile Organic Compounds by EPA 8260B									
Methylene Chloride	ND		3.0	0.15	ug/L	8260B_SIM	01/15/11 18:30	eec	
Styrene	ND		0.50	0.22	ug/L	8260B_SIM	01/15/11 18:30	eec	
Tetrachloroethene	ND		0.50	0.23	ug/L	8260B_SIM	01/15/11 18:30	eec	
Toluene	ND		0.50	0.22	ug/L	8260B_SIM	01/15/11 18:30	eec	
trans-1,2-Dichloroethene	ND		0.50	0.10	ug/L	8260B_SIM	01/15/11 18:30	eec	
trans-1,3-Dichloropropene	ND		0.50	0.24	ug/L	8260B_SIM	01/15/11 18:30	eec	
Trichloroethene	ND		0.50	0.25	ug/L	8260B_SIM	01/15/11 18:30	eec	
Trichlorofluoromethane	ND		5.0	0.16	ug/L	8260B_SIM	01/15/11 18:30	eec	
Vinyl Acetate	ND		10	0.48	ug/L	8260B_SIM	01/15/11 18:30	eec	
Vinyl Chloride	ND		0.50	0.13	ug/L	8260B_SIM	01/15/11 18:30	eec	
Xylenes (m+p)	ND		0.50	0.36	ug/L	8260B_SIM	01/15/11 18:30	eec	
Xylenes (ortho)	ND		0.50	0.41	ug/L	8260B_SIM	01/15/11 18:30	eec	
1,4-Dioxane	ND		35	9.3	ug/L	8260B_SIM	01/15/11 18:30	eec	
Surrogate: 1,2-Dichloroethane-d4	105	%	80-124			EPA 8260B	01/15/11 18:30	eec	
Surrogate: Bromofluorobenzene	102	%	80-120			EPA 8260B	01/15/11 18:30	eec	
Surrogate: Toluene-d8	100	%	80-120			EPA 8260B	01/15/11 18:30	eec	
Semivolatile Organic Compounds by EPA 8270C SIM									
1,4-Dioxane	1.4		0.20	0.10	ug/L	EPA8270C M	01/13/11 14:19	KOS	

E.S.BABCOCK&Sons,Inc.
Environmental Laboratories est 1906

Client Name: Tetra Tech, Inc. - San Bernardino
Contact: Mark Feldman
Address: 301 E. Vanderbilt Way Suite 450
San Bernardino, CA 92408

Report Date: 18-Jan-2011

Project Name: Tetra-Tech Lockheed
Project Number: [none]

Work Order Number: A1A0458

Received on Ice (Y/N): Yes Temp: 3 °C

Laboratory Reference Number
A1A0458-07

Sample Description	Matrix	Sampled Date/Time	Received Date/Time
SW-06-DUP LMC Beaumont Site 1 GW Sampling	Liquid	01/05/11 09:47	01/06/11 7:30

Analyte(s)	Result	RDL	MDL	Units	Method	Analysis Date	Analyst	Flag
General Inorganics								
Perchlorate	0.63	0.10	0.071	ug/L*	EPA 332.0	01/12/11 11:00	aa	
Volatile Organic Compounds by EPA 8260B								
1,1,1-Trichloroethane	ND	0.50	0.12	ug/L	8260B_SIM	01/15/11 19:04	eec	
1,1,2,2-Tetrachloroethane	ND	0.50	0.29	ug/L	8260B_SIM	01/15/11 19:04	eec	
1,1,2-Trichloroethane	ND	0.50	0.31	ug/L	8260B_SIM	01/15/11 19:04	eec	
1,1-Dichloroethane	ND	0.50	0.098	ug/L	8260B_SIM	01/15/11 19:04	eec	
1,1-Dichloroethene	ND	0.50	0.12	ug/L	8260B_SIM	01/15/11 19:04	eec	
1,2,3-Trichloropropane	ND	0.50	0.29	ug/L	8260B_SIM	01/15/11 19:04	eec	
1,2-Dichlorobenzene	ND	0.50	0.20	ug/L	8260B_SIM	01/15/11 19:04	eec	
1,2-Dichloroethane	ND	0.50	0.21	ug/L	8260B_SIM	01/15/11 19:04	eec	
1,2-Dichloropropane	ND	0.50	0.19	ug/L	8260B_SIM	01/15/11 19:04	eec	
1,3-Dichlorobenzene	ND	0.50	0.15	ug/L	8260B_SIM	01/15/11 19:04	eec	
1,4-Dichlorobenzene	ND	0.50	0.072	ug/L	8260B_SIM	01/15/11 19:04	eec	
2-Butanone(MEK)	ND	3.0	1.2	ug/L	8260B_SIM	01/15/11 19:04	eec	
2-Hexanone	ND	5.0	1.2	ug/L	8260B_SIM	01/15/11 19:04	eec	
4-Methyl-2-Pentanone(MIBK)	ND	5.0	0.95	ug/L	8260B_SIM	01/15/11 19:04	eec	
Acetone	ND	10	5.0	ug/L	8260B_SIM	01/15/11 19:04	eec	
Benzene	ND	0.50	0.14	ug/L	8260B_SIM	01/15/11 19:04	eec	
Bromodichloromethane	ND	0.50	0.11	ug/L	8260B_SIM	01/15/11 19:04	eec	
Bromoform	ND	1.0	0.50	ug/L	8260B_SIM	01/15/11 19:04	eec	
Bromomethane	ND	0.50	0.48	ug/L	8260B_SIM	01/15/11 19:04	eec	
Carbon Disulfide	ND	0.50	0.36	ug/L	8260B_SIM	01/15/11 19:04	eec	
Carbon Tetrachloride	ND	0.50	0.15	ug/L	8260B_SIM	01/15/11 19:04	eec	
Chlorobenzene	ND	0.50	0.23	ug/L	8260B_SIM	01/15/11 19:04	eec	
Chloroethane	ND	0.50	0.35	ug/L	8260B_SIM	01/15/11 19:04	eec	
Chloroform	ND	0.50	0.46	ug/L	8260B_SIM	01/15/11 19:04	eec	
Chloromethane	ND	0.50	0.36	ug/L	8260B_SIM	01/15/11 19:04	eec	
cis-1,2-Dichloroethene	ND	0.50	0.18	ug/L	8260B_SIM	01/15/11 19:04	eec	
cis-1,3-Dichloropropene	ND	0.50	0.30	ug/L	8260B_SIM	01/15/11 19:04	eec	
Dibromochloromethane	ND	0.50	0.37	ug/L	8260B_SIM	01/15/11 19:04	eec	
Ethylbenzene	ND	0.50	0.26	ug/L	8260B_SIM	01/15/11 19:04	eec	
Methyl tert Butyl Ether	ND	5.0	0.43	ug/L	8260B_SIM	01/15/11 19:04	eec	

E.S.BABCOCK&Sons,Inc.
Environmental Laboratories est 1906

Client Name: Tetra Tech, Inc. - San Bernardino
Contact: Mark Feldman
Address: 301 E. Vanderbilt Way Suite 450
San Bernardino, CA 92408

Report Date: 18-Jan-2011

Project Name: Tetra-Tech Lockheed
Project Number: [none]

Work Order Number: A1A0458

Received on Ice (Y/N): Yes Temp: 3 °C

Laboratory Reference Number
A1A0458-07

Sample Description	Matrix	Sampled Date/Time	Received Date/Time
SW-06-DUP LMC Beaumont Site 1 GW Sampling	Liquid	01/05/11 09:47	01/06/11 7:30

Analyte(s)	Result	RDL	MDL	Units	Method	Analysis Date	Analyst	Flag
Volatile Organic Compounds by EPA 8260B								
Methylene Chloride	0.16	3.0	0.15	ug/L	8260B_SIM	01/15/11 19:04	eec	J
Styrene	ND	0.50	0.22	ug/L	8260B_SIM	01/15/11 19:04	eec	
Tetrachloroethene	ND	0.50	0.23	ug/L	8260B_SIM	01/15/11 19:04	eec	
Toluene	ND	0.50	0.22	ug/L	8260B_SIM	01/15/11 19:04	eec	
trans-1,2-Dichloroethene	ND	0.50	0.10	ug/L	8260B_SIM	01/15/11 19:04	eec	
trans-1,3-Dichloropropene	ND	0.50	0.24	ug/L	8260B_SIM	01/15/11 19:04	eec	
Trichloroethene	ND	0.50	0.25	ug/L	8260B_SIM	01/15/11 19:04	eec	
Trichlorofluoromethane	ND	5.0	0.16	ug/L	8260B_SIM	01/15/11 19:04	eec	
Vinyl Acetate	ND	10	0.48	ug/L	8260B_SIM	01/15/11 19:04	eec	
Vinyl Chloride	ND	0.50	0.13	ug/L	8260B_SIM	01/15/11 19:04	eec	
Xylenes (m+p)	ND	0.50	0.36	ug/L	8260B_SIM	01/15/11 19:04	eec	
Xylenes (ortho)	ND	0.50	0.41	ug/L	8260B_SIM	01/15/11 19:04	eec	
1,4-Dioxane	ND	35	9.3	ug/L	8260B_SIM	01/15/11 19:04	eec	
Surrogate: 1,2-Dichloroethane-d4	104	% 80-124			EPA 8260B	01/15/11 19:04	eec	
Surrogate: Bromofluorobenzene	98.9	% 80-120			EPA 8260B	01/15/11 19:04	eec	
Surrogate: Toluene-d8	99.6	% 80-120			EPA 8260B	01/15/11 19:04	eec	
Semivolatile Organic Compounds by EPA 8270C SIM								
1,4-Dioxane	1.3	0.20	0.10	ug/L	EPA8270C M	01/13/11 14:48	KOS	

E.S.BABCOCK&Sons,Inc.
Environmental Laboratories est 1906

Client Name: Tetra Tech, Inc. - San Bernardino
Contact: Mark Feldman
Address: 301 E. Vanderbilt Way Suite 450
San Bernardino, CA 92408

Report Date: 18-Jan-2011

Project Name: Tetra-Tech Lockheed
Project Number: [none]

Work Order Number: A1A0458

Received on Ice (Y/N): Yes Temp: 3 °C

Laboratory Reference Number
A1A0458-08

Sample Description	Matrix	Sampled Date/Time	Received Date/Time
MW-07 LMC Beaumont Site 1 GW Sampling	Liquid	01/05/11 11:30	01/06/11 7:30

Analyte(s)	Result	RDL	MDL	Units	Method	Analysis Date	Analyst	Flag
General Inorganics								
Perchlorate	170	0.50	0.35	ug/L*	EPA 332.0	01/12/11 19:27	aa	
Volatile Organic Compounds by EPA 8260B								
1,1,1-Trichloroethane	0.16	0.50	0.12	ug/L	8260B_SIM	01/16/11 03:10	eec	J
1,1,2,2-Tetrachloroethane	ND	0.50	0.29	ug/L	8260B_SIM	01/16/11 03:10	eec	
1,1,2-Trichloroethane	ND	0.50	0.31	ug/L	8260B_SIM	01/16/11 03:10	eec	
1,1-Dichloroethane	0.43	0.50	0.098	ug/L	8260B_SIM	01/16/11 03:10	eec	J
1,1-Dichloroethene	14	0.50	0.12	ug/L	8260B_SIM	01/16/11 03:10	eec	
1,2,3-Trichloropropane	ND	0.50	0.29	ug/L	8260B_SIM	01/16/11 03:10	eec	
1,2-Dichlorobenzene	ND	0.50	0.20	ug/L	8260B_SIM	01/16/11 03:10	eec	
1,2-Dichloroethane	0.74	0.50	0.21	ug/L	8260B_SIM	01/16/11 03:10	eec	
1,2-Dichloropropane	ND	0.50	0.19	ug/L	8260B_SIM	01/16/11 03:10	eec	
1,3-Dichlorobenzene	ND	0.50	0.15	ug/L	8260B_SIM	01/16/11 03:10	eec	
1,4-Dichlorobenzene	ND	0.50	0.072	ug/L	8260B_SIM	01/16/11 03:10	eec	
2-Butanone(MEK)	ND	3.0	1.2	ug/L	8260B_SIM	01/16/11 03:10	eec	
2-Hexanone	ND	5.0	1.2	ug/L	8260B_SIM	01/16/11 03:10	eec	
4-Methyl-2-Pentanone(MIBK)	ND	5.0	0.95	ug/L	8260B_SIM	01/16/11 03:10	eec	
Acetone	ND	10	5.0	ug/L	8260B_SIM	01/16/11 03:10	eec	
Benzene	ND	0.50	0.14	ug/L	8260B_SIM	01/16/11 03:10	eec	
Bromodichloromethane	ND	0.50	0.11	ug/L	8260B_SIM	01/16/11 03:10	eec	
Bromoform	ND	1.0	0.50	ug/L	8260B_SIM	01/16/11 03:10	eec	
Bromomethane	ND	0.50	0.48	ug/L	8260B_SIM	01/16/11 03:10	eec	
Carbon Disulfide	ND	0.50	0.36	ug/L	8260B_SIM	01/16/11 03:10	eec	
Carbon Tetrachloride	ND	0.50	0.15	ug/L	8260B_SIM	01/16/11 03:10	eec	
Chlorobenzene	ND	0.50	0.23	ug/L	8260B_SIM	01/16/11 03:10	eec	
Chloroethane	ND	0.50	0.35	ug/L	8260B_SIM	01/16/11 03:10	eec	
Chloroform	ND	0.50	0.46	ug/L	8260B_SIM	01/16/11 03:10	eec	
Chloromethane	ND	0.50	0.36	ug/L	8260B_SIM	01/16/11 03:10	eec	
cis-1,2-Dichloroethene	ND	0.50	0.18	ug/L	8260B_SIM	01/16/11 03:10	eec	
cis-1,3-Dichloropropene	ND	0.50	0.30	ug/L	8260B_SIM	01/16/11 03:10	eec	
Dibromochloromethane	ND	0.50	0.37	ug/L	8260B_SIM	01/16/11 03:10	eec	
Ethylbenzene	ND	0.50	0.26	ug/L	8260B_SIM	01/16/11 03:10	eec	
Methyl tert Butyl Ether	ND	5.0	0.43	ug/L	8260B_SIM	01/16/11 03:10	eec	

Client Name: Tetra Tech, Inc. - San Bernardino
Contact: Mark Feldman
Address: 301 E. Vanderbilt Way Suite 450
San Bernardino, CA 92408

Report Date: 18-Jan-2011

Project Name: Tetra-Tech Lockheed
Project Number: [none]

Work Order Number: A1A0458

Received on Ice (Y/N): Yes Temp: 3 °C

Laboratory Reference Number
A1A0458-08

Sample Description	Matrix	Sampled Date/Time	Received Date/Time
MW-07 LMC Beaumont Site 1 GW Sampling	Liquid	01/05/11 11:30	01/06/11 7:30

Analyte(s)	Result		RDL	MDL	Units	Method	Analysis Date	Analyst	Flag
Volatile Organic Compounds by EPA 8260B									
Methylene Chloride	0.32		3.0	0.15	ug/L	8260B_SIM	01/16/11 03:10	eec	J
Styrene	ND		0.50	0.22	ug/L	8260B_SIM	01/16/11 03:10	eec	
Tetrachloroethene	ND		0.50	0.23	ug/L	8260B_SIM	01/16/11 03:10	eec	
Toluene	ND		0.50	0.22	ug/L	8260B_SIM	01/16/11 03:10	eec	
trans-1,2-Dichloroethene	ND		0.50	0.10	ug/L	8260B_SIM	01/16/11 03:10	eec	
trans-1,3-Dichloropropene	ND		0.50	0.24	ug/L	8260B_SIM	01/16/11 03:10	eec	
Trichloroethene	42		0.50	0.25	ug/L	8260B_SIM	01/16/11 03:10	eec	
Trichlorofluoromethane	ND		5.0	0.16	ug/L	8260B_SIM	01/16/11 03:10	eec	
Vinyl Acetate	ND		10	0.48	ug/L	8260B_SIM	01/16/11 03:10	eec	
Vinyl Chloride	ND		0.50	0.13	ug/L	8260B_SIM	01/16/11 03:10	eec	
Xylenes (m+p)	ND		0.50	0.36	ug/L	8260B_SIM	01/16/11 03:10	eec	
Xylenes (ortho)	ND		0.50	0.41	ug/L	8260B_SIM	01/16/11 03:10	eec	
1,4-Dioxane	ND		35	9.3	ug/L	8260B_SIM	01/16/11 03:10	eec	
Surrogate: 1,2-Dichloroethane-d4	102	%	80-124			EPA 8260B	01/16/11 03:10	eec	
Surrogate: Bromofluorobenzene	101	%	80-120			EPA 8260B	01/16/11 03:10	eec	
Surrogate: Toluene-d8	100	%	80-120			EPA 8260B	01/16/11 03:10	eec	
Semivolatile Organic Compounds by EPA 8270C SIM									
1,4-Dioxane	0.57		0.20	0.10	ug/L	EPA8270C M	01/13/11 15:19	KOS	

E.S.BABCOCK&Sons,Inc.
Environmental Laboratories est 1906

Client Name: Tetra Tech, Inc. - San Bernardino
Contact: Mark Feldman
Address: 301 E. Vanderbilt Way Suite 450
San Bernardino, CA 92408

Report Date: 18-Jan-2011

Project Name: Tetra-Tech Lockheed
Project Number: [none]

Work Order Number: A1A0458

Received on Ice (Y/N): Yes Temp: 3 °C

Laboratory Reference Number
A1A0458-09

Sample Description	Matrix	Sampled Date/Time	Received Date/Time
MW-07-DUP LMC Beaumont Site 1 GW Sampling	Liquid	01/05/11 11:45	01/06/11 7:30

Analyte(s)	Result	RDL	MDL	Units	Method	Analysis Date	Analyst	Flag
General Inorganics								
Perchlorate	180	0.50	0.35	ug/L*	EPA 332.0	01/12/11 19:27	aa	
Volatile Organic Compounds by EPA 8260B								
1,1,1-Trichloroethane	0.16	0.50	0.12	ug/L	8260B_SIM	01/16/11 03:45	eec	J
1,1,2,2-Tetrachloroethane	ND	0.50	0.29	ug/L	8260B_SIM	01/16/11 03:45	eec	
1,1,2-Trichloroethane	ND	0.50	0.31	ug/L	8260B_SIM	01/16/11 03:45	eec	
1,1-Dichloroethane	0.42	0.50	0.098	ug/L	8260B_SIM	01/16/11 03:45	eec	J
1,1-Dichloroethene	14	0.50	0.12	ug/L	8260B_SIM	01/16/11 03:45	eec	
1,2,3-Trichloropropane	ND	0.50	0.29	ug/L	8260B_SIM	01/16/11 03:45	eec	
1,2-Dichlorobenzene	ND	0.50	0.20	ug/L	8260B_SIM	01/16/11 03:45	eec	
1,2-Dichloroethane	0.65	0.50	0.21	ug/L	8260B_SIM	01/16/11 03:45	eec	
1,2-Dichloropropane	ND	0.50	0.19	ug/L	8260B_SIM	01/16/11 03:45	eec	
1,3-Dichlorobenzene	ND	0.50	0.15	ug/L	8260B_SIM	01/16/11 03:45	eec	
1,4-Dichlorobenzene	ND	0.50	0.072	ug/L	8260B_SIM	01/16/11 03:45	eec	
2-Butanone(MEK)	ND	3.0	1.2	ug/L	8260B_SIM	01/16/11 03:45	eec	
2-Hexanone	ND	5.0	1.2	ug/L	8260B_SIM	01/16/11 03:45	eec	
4-Methyl-2-Pentanone(MIBK)	ND	5.0	0.95	ug/L	8260B_SIM	01/16/11 03:45	eec	
Acetone	ND	10	5.0	ug/L	8260B_SIM	01/16/11 03:45	eec	
Benzene	ND	0.50	0.14	ug/L	8260B_SIM	01/16/11 03:45	eec	
Bromodichloromethane	ND	0.50	0.11	ug/L	8260B_SIM	01/16/11 03:45	eec	
Bromoform	ND	1.0	0.50	ug/L	8260B_SIM	01/16/11 03:45	eec	
Bromomethane	ND	0.50	0.48	ug/L	8260B_SIM	01/16/11 03:45	eec	
Carbon Disulfide	ND	0.50	0.36	ug/L	8260B_SIM	01/16/11 03:45	eec	
Carbon Tetrachloride	ND	0.50	0.15	ug/L	8260B_SIM	01/16/11 03:45	eec	
Chlorobenzene	ND	0.50	0.23	ug/L	8260B_SIM	01/16/11 03:45	eec	
Chloroethane	ND	0.50	0.35	ug/L	8260B_SIM	01/16/11 03:45	eec	
Chloroform	ND	0.50	0.46	ug/L	8260B_SIM	01/16/11 03:45	eec	
Chloromethane	ND	0.50	0.36	ug/L	8260B_SIM	01/16/11 03:45	eec	
cis-1,2-Dichloroethene	ND	0.50	0.18	ug/L	8260B_SIM	01/16/11 03:45	eec	
cis-1,3-Dichloropropene	ND	0.50	0.30	ug/L	8260B_SIM	01/16/11 03:45	eec	
Dibromochloromethane	ND	0.50	0.37	ug/L	8260B_SIM	01/16/11 03:45	eec	
Ethylbenzene	ND	0.50	0.26	ug/L	8260B_SIM	01/16/11 03:45	eec	
Methyl tert Butyl Ether	ND	5.0	0.43	ug/L	8260B_SIM	01/16/11 03:45	eec	

E.S.BABCOCK&Sons,Inc.
Environmental Laboratories est 1906

Client Name: Tetra Tech, Inc. - San Bernardino
Contact: Mark Feldman
Address: 301 E. Vanderbilt Way Suite 450
San Bernardino, CA 92408

Report Date: 18-Jan-2011

Project Name: Tetra-Tech Lockheed
Project Number: [none]

Work Order Number: A1A0458

Received on Ice (Y/N): Yes Temp: 3 °C

Laboratory Reference Number
A1A0458-09

Sample Description	Matrix	Sampled Date/Time	Received Date/Time
MW-07-DUP LMC Beaumont Site 1 GW Sampling	Liquid	01/05/11 11:45	01/06/11 7:30

Analyte(s)	Result		RDL	MDL	Units	Method	Analysis Date	Analyst	Flag
Volatile Organic Compounds by EPA 8260B									
Methylene Chloride	0.15		3.0	0.15	ug/L	8260B_SIM	01/16/11 03:45	eec	J
Styrene	ND		0.50	0.22	ug/L	8260B_SIM	01/16/11 03:45	eec	
Tetrachloroethene	ND		0.50	0.23	ug/L	8260B_SIM	01/16/11 03:45	eec	
Toluene	ND		0.50	0.22	ug/L	8260B_SIM	01/16/11 03:45	eec	
trans-1,2-Dichloroethene	ND		0.50	0.10	ug/L	8260B_SIM	01/16/11 03:45	eec	
trans-1,3-Dichloropropene	ND		0.50	0.24	ug/L	8260B_SIM	01/16/11 03:45	eec	
Trichloroethene	42		0.50	0.25	ug/L	8260B_SIM	01/16/11 03:45	eec	
Trichlorofluoromethane	ND		5.0	0.16	ug/L	8260B_SIM	01/16/11 03:45	eec	
Vinyl Acetate	ND		10	0.48	ug/L	8260B_SIM	01/16/11 03:45	eec	
Vinyl Chloride	ND		0.50	0.13	ug/L	8260B_SIM	01/16/11 03:45	eec	
Xylenes (m+p)	ND		0.50	0.36	ug/L	8260B_SIM	01/16/11 03:45	eec	
Xylenes (ortho)	ND		0.50	0.41	ug/L	8260B_SIM	01/16/11 03:45	eec	
1,4-Dioxane	ND		35	9.3	ug/L	8260B_SIM	01/16/11 03:45	eec	
Surrogate: 1,2-Dichloroethane-d4	104	%	80-124			EPA 8260B	01/16/11 03:45	eec	
Surrogate: Bromofluorobenzene	99.4	%	80-120			EPA 8260B	01/16/11 03:45	eec	
Surrogate: Toluene-d8	101	%	80-120			EPA 8260B	01/16/11 03:45	eec	
Semivolatile Organic Compounds by EPA 8270C SIM									
1,4-Dioxane	0.59		0.20	0.10	ug/L	EPA8270C M	01/13/11 15:51	KOS	

E.S.BABCOCK&Sons,Inc.
Environmental Laboratories est 1906

Client Name: Tetra Tech, Inc. - San Bernardino
Contact: Mark Feldman
Address: 301 E. Vanderbilt Way Suite 450
San Bernardino, CA 92408

Report Date: 18-Jan-2011

Project Name: Tetra-Tech Lockheed
Project Number: [none]

Work Order Number: A1A0458

Received on Ice (Y/N): Yes Temp: 3 °C

Laboratory Reference Number

A1A0458-10

Sample Description	Matrix	Sampled Date/Time	Received Date/Time
MW-90 LMC Beaumont Site 1 GW Sampling	Liquid	01/05/11 12:48	01/06/11 7:30

Analyte(s)	Result	RDL	MDL	Units	Method	Analysis Date	Analyst	Flag
General Inorganics								
Perchlorate	200	0.50	0.35	ug/L*	EPA 332.0	01/12/11 19:27	aa	
Volatile Organic Compounds by EPA 8260B								
1,1,1-Trichloroethane	ND	0.50	0.12	ug/L	8260B_SIM	01/15/11 19:39	eec	
1,1,2,2-Tetrachloroethane	ND	0.50	0.29	ug/L	8260B_SIM	01/15/11 19:39	eec	
1,1,2-Trichloroethane	ND	0.50	0.31	ug/L	8260B_SIM	01/15/11 19:39	eec	
1,1-Dichloroethane	ND	0.50	0.098	ug/L	8260B_SIM	01/15/11 19:39	eec	
1,1-Dichloroethene	1.7	0.50	0.12	ug/L	8260B_SIM	01/15/11 19:39	eec	
1,2,3-Trichloropropane	ND	0.50	0.29	ug/L	8260B_SIM	01/15/11 19:39	eec	
1,2-Dichlorobenzene	ND	0.50	0.20	ug/L	8260B_SIM	01/15/11 19:39	eec	
1,2-Dichloroethane	ND	0.50	0.21	ug/L	8260B_SIM	01/15/11 19:39	eec	
1,2-Dichloropropane	ND	0.50	0.19	ug/L	8260B_SIM	01/15/11 19:39	eec	
1,3-Dichlorobenzene	ND	0.50	0.15	ug/L	8260B_SIM	01/15/11 19:39	eec	
1,4-Dichlorobenzene	ND	0.50	0.072	ug/L	8260B_SIM	01/15/11 19:39	eec	
2-Butanone(MEK)	ND	3.0	1.2	ug/L	8260B_SIM	01/15/11 19:39	eec	
2-Hexanone	ND	5.0	1.2	ug/L	8260B_SIM	01/15/11 19:39	eec	
4-Methyl-2-Pentanone(MIBK)	ND	5.0	0.95	ug/L	8260B_SIM	01/15/11 19:39	eec	
Acetone	ND	10	5.0	ug/L	8260B_SIM	01/15/11 19:39	eec	
Benzene	ND	0.50	0.14	ug/L	8260B_SIM	01/15/11 19:39	eec	
Bromodichloromethane	ND	0.50	0.11	ug/L	8260B_SIM	01/15/11 19:39	eec	
Bromoform	ND	1.0	0.50	ug/L	8260B_SIM	01/15/11 19:39	eec	
Bromomethane	ND	0.50	0.48	ug/L	8260B_SIM	01/15/11 19:39	eec	
Carbon Disulfide	ND	0.50	0.36	ug/L	8260B_SIM	01/15/11 19:39	eec	
Carbon Tetrachloride	ND	0.50	0.15	ug/L	8260B_SIM	01/15/11 19:39	eec	
Chlorobenzene	ND	0.50	0.23	ug/L	8260B_SIM	01/15/11 19:39	eec	
Chloroethane	ND	0.50	0.35	ug/L	8260B_SIM	01/15/11 19:39	eec	
Chloroform	ND	0.50	0.46	ug/L	8260B_SIM	01/15/11 19:39	eec	
Chloromethane	ND	0.50	0.36	ug/L	8260B_SIM	01/15/11 19:39	eec	
cis-1,2-Dichloroethene	ND	0.50	0.18	ug/L	8260B_SIM	01/15/11 19:39	eec	
cis-1,3-Dichloropropene	ND	0.50	0.30	ug/L	8260B_SIM	01/15/11 19:39	eec	
Dibromochloromethane	ND	0.50	0.37	ug/L	8260B_SIM	01/15/11 19:39	eec	
Ethylbenzene	ND	0.50	0.26	ug/L	8260B_SIM	01/15/11 19:39	eec	
Methyl tert Butyl Ether	ND	5.0	0.43	ug/L	8260B_SIM	01/15/11 19:39	eec	

Client Name: Tetra Tech, Inc. - San Bernardino
Contact: Mark Feldman
Address: 301 E. Vanderbilt Way Suite 450
San Bernardino, CA 92408

Report Date: 18-Jan-2011

Project Name: Tetra-Tech Lockheed
Project Number: [none]

Work Order Number: A1A0458

Received on Ice (Y/N): Yes Temp: 3 °C

Laboratory Reference Number

A1A0458-10

Sample Description	Matrix	Sampled Date/Time	Received Date/Time
MW-90 LMC Beaumont Site 1 GW Sampling	Liquid	01/05/11 12:48	01/06/11 7:30

Analyte(s)	Result		RDL	MDL	Units	Method	Analysis Date	Analyst	Flag
Volatile Organic Compounds by EPA 8260B									
Methylene Chloride	0.15		3.0	0.15	ug/L	8260B_SIM	01/15/11 19:39	eec	J
Styrene	ND		0.50	0.22	ug/L	8260B_SIM	01/15/11 19:39	eec	
Tetrachloroethene	ND		0.50	0.23	ug/L	8260B_SIM	01/15/11 19:39	eec	
Toluene	ND		0.50	0.22	ug/L	8260B_SIM	01/15/11 19:39	eec	
trans-1,2-Dichloroethene	ND		0.50	0.10	ug/L	8260B_SIM	01/15/11 19:39	eec	
trans-1,3-Dichloropropene	ND		0.50	0.24	ug/L	8260B_SIM	01/15/11 19:39	eec	
Trichloroethene	2.2		0.50	0.25	ug/L	8260B_SIM	01/15/11 19:39	eec	
Trichlorofluoromethane	ND		5.0	0.16	ug/L	8260B_SIM	01/15/11 19:39	eec	
Vinyl Acetate	ND		10	0.48	ug/L	8260B_SIM	01/15/11 19:39	eec	
Vinyl Chloride	ND		0.50	0.13	ug/L	8260B_SIM	01/15/11 19:39	eec	
Xylenes (m+p)	ND		0.50	0.36	ug/L	8260B_SIM	01/15/11 19:39	eec	
Xylenes (ortho)	ND		0.50	0.41	ug/L	8260B_SIM	01/15/11 19:39	eec	
1,4-Dioxane	ND		35	9.3	ug/L	8260B_SIM	01/15/11 19:39	eec	
Surrogate: 1,2-Dichloroethane-d4	101	%	80-124			EPA 8260B	01/15/11 19:39	eec	
Surrogate: Bromofluorobenzene	101	%	80-120			EPA 8260B	01/15/11 19:39	eec	
Surrogate: Toluene-d8	99.1	%	80-120			EPA 8260B	01/15/11 19:39	eec	
Semivolatile Organic Compounds by EPA 8270C SIM									
1,4-Dioxane	0.21		0.20	0.10	ug/L	EPA8270C M	01/13/11 16:21	KOS	

Client Name: Tetra Tech, Inc. - San Bernardino
Contact: Mark Feldman
Address: 301 E. Vanderbilt Way Suite 450
San Bernardino, CA 92408

Report Date: 18-Jan-2011

Project Name: Tetra-Tech Lockheed
Project Number: [none]

Work Order Number: A1A0458

Received on Ice (Y/N): Yes Temp: 3 °C

Laboratory Reference Number
A1A0458-11

Sample Description	Matrix	Sampled Date/Time	Received Date/Time
MW-98B LMC Beaumont Site 1 GW Sampling	Liquid	01/05/11 14:12	01/06/11 7:30

Analyte(s)	Result	RDL	MDL	Units	Method	Analysis Date	Analyst	Flag
General Inorganics								
Perchlorate	1400	5.0	3.5	ug/L*	EPA 332.0	01/12/11 19:27	aa	
Volatile Organic Compounds by EPA 8260B								
1,1,1-Trichloroethane	ND	0.50	0.12	ug/L	8260B_SIM	01/15/11 20:14	eec	
1,1,2,2-Tetrachloroethane	ND	0.50	0.29	ug/L	8260B_SIM	01/15/11 20:14	eec	
1,1,2-Trichloroethane	ND	0.50	0.31	ug/L	8260B_SIM	01/15/11 20:14	eec	
1,1-Dichloroethane	0.66	0.50	0.098	ug/L	8260B_SIM	01/15/11 20:14	eec	
1,1-Dichloroethene	23	0.50	0.12	ug/L	8260B_SIM	01/15/11 20:14	eec	
1,2,3-Trichloropropane	ND	0.50	0.29	ug/L	8260B_SIM	01/15/11 20:14	eec	
1,2-Dichlorobenzene	ND	0.50	0.20	ug/L	8260B_SIM	01/15/11 20:14	eec	
1,2-Dichloroethane	ND	0.50	0.21	ug/L	8260B_SIM	01/15/11 20:14	eec	
1,2-Dichloropropane	ND	0.50	0.19	ug/L	8260B_SIM	01/15/11 20:14	eec	
1,3-Dichlorobenzene	ND	0.50	0.15	ug/L	8260B_SIM	01/15/11 20:14	eec	
1,4-Dichlorobenzene	ND	0.50	0.072	ug/L	8260B_SIM	01/15/11 20:14	eec	
2-Butanone(MEK)	ND	3.0	1.2	ug/L	8260B_SIM	01/15/11 20:14	eec	
2-Hexanone	ND	5.0	1.2	ug/L	8260B_SIM	01/15/11 20:14	eec	
4-Methyl-2-Pentanone(MIBK)	ND	5.0	0.95	ug/L	8260B_SIM	01/15/11 20:14	eec	
Acetone	ND	10	5.0	ug/L	8260B_SIM	01/15/11 20:14	eec	
Benzene	ND	0.50	0.14	ug/L	8260B_SIM	01/15/11 20:14	eec	
Bromodichloromethane	ND	0.50	0.11	ug/L	8260B_SIM	01/15/11 20:14	eec	
Bromoform	ND	1.0	0.50	ug/L	8260B_SIM	01/15/11 20:14	eec	
Bromomethane	ND	0.50	0.48	ug/L	8260B_SIM	01/15/11 20:14	eec	
Carbon Disulfide	ND	0.50	0.36	ug/L	8260B_SIM	01/15/11 20:14	eec	
Carbon Tetrachloride	ND	0.50	0.15	ug/L	8260B_SIM	01/15/11 20:14	eec	
Chlorobenzene	ND	0.50	0.23	ug/L	8260B_SIM	01/15/11 20:14	eec	
Chloroethane	ND	0.50	0.35	ug/L	8260B_SIM	01/15/11 20:14	eec	
Chloroform	2.2	0.50	0.46	ug/L	8260B_SIM	01/15/11 20:14	eec	
Chloromethane	ND	0.50	0.36	ug/L	8260B_SIM	01/15/11 20:14	eec	
cis-1,2-Dichloroethene	ND	0.50	0.18	ug/L	8260B_SIM	01/15/11 20:14	eec	
cis-1,3-Dichloropropene	ND	0.50	0.30	ug/L	8260B_SIM	01/15/11 20:14	eec	
Dibromochloromethane	ND	0.50	0.37	ug/L	8260B_SIM	01/15/11 20:14	eec	
Ethylbenzene	ND	0.50	0.26	ug/L	8260B_SIM	01/15/11 20:14	eec	
Methyl tert Butyl Ether	ND	5.0	0.43	ug/L	8260B_SIM	01/15/11 20:14	eec	

E.S.BABCOCK&Sons,Inc.
Environmental Laboratories est 1906

Client Name: Tetra Tech, Inc. - San Bernardino
Contact: Mark Feldman
Address: 301 E. Vanderbilt Way Suite 450
San Bernardino, CA 92408

Report Date: 18-Jan-2011

Project Name: Tetra-Tech Lockheed
Project Number: [none]

Work Order Number: A1A0458

Received on Ice (Y/N): Yes Temp: 3 °C

Laboratory Reference Number
A1A0458-11

Sample Description	Matrix	Sampled Date/Time	Received Date/Time
MW-98B LMC Beaumont Site 1 GW Sampling	Liquid	01/05/11 14:12	01/06/11 7:30

Analyte(s)	Result		RDL	MDL	Units	Method	Analysis Date	Analyst	Flag
Volatile Organic Compounds by EPA 8260B									
Methylene Chloride	0.16		3.0	0.15	ug/L	8260B_SIM	01/15/11 20:14	eec	J
Styrene	ND		0.50	0.22	ug/L	8260B_SIM	01/15/11 20:14	eec	
Tetrachloroethene	ND		0.50	0.23	ug/L	8260B_SIM	01/15/11 20:14	eec	
Toluene	ND		0.50	0.22	ug/L	8260B_SIM	01/15/11 20:14	eec	
trans-1,2-Dichloroethene	ND		0.50	0.10	ug/L	8260B_SIM	01/15/11 20:14	eec	
trans-1,3-Dichloropropene	ND		0.50	0.24	ug/L	8260B_SIM	01/15/11 20:14	eec	
Trichloroethene	39		0.50	0.25	ug/L	8260B_SIM	01/15/11 20:14	eec	
Trichlorofluoromethane	ND		5.0	0.16	ug/L	8260B_SIM	01/15/11 20:14	eec	
Vinyl Acetate	ND		10	0.48	ug/L	8260B_SIM	01/15/11 20:14	eec	
Vinyl Chloride	ND		0.50	0.13	ug/L	8260B_SIM	01/15/11 20:14	eec	
Xylenes (m+p)	ND		0.50	0.36	ug/L	8260B_SIM	01/15/11 20:14	eec	
Xylenes (ortho)	ND		0.50	0.41	ug/L	8260B_SIM	01/15/11 20:14	eec	
1,4-Dioxane	14		35	9.3	ug/L	8260B_SIM	01/15/11 20:14	eec	J
Surrogate: 1,2-Dichloroethane-d4	101	%	80-124			EPA 8260B	01/15/11 20:14	eec	
Surrogate: Bromofluorobenzene	99.6	%	80-120			EPA 8260B	01/15/11 20:14	eec	
Surrogate: Toluene-d8	99.6	%	80-120			EPA 8260B	01/15/11 20:14	eec	
Semivolatile Organic Compounds by EPA 8270C SIM									
1,4-Dioxane	13		0.20	0.10	ug/L	EPA8270C M	01/13/11 16:53	KOS	

E.S.BABCOCK&Sons,Inc.
Environmental Laboratories est 1906

Client Name: Tetra Tech, Inc. - San Bernardino
Contact: Mark Feldman
Address: 301 E. Vanderbilt Way Suite 450
San Bernardino, CA 92408

Report Date: 18-Jan-2011

Project Name: Tetra-Tech Lockheed
Project Number: [none]

Work Order Number: A1A0458

Received on Ice (Y/N): Yes Temp: 3 °C

Laboratory Reference Number
A1A0458-12

Sample Description	Matrix	Sampled Date/Time	Received Date/Time
MW-98B-DUP LMC Beaumont Site 1 GW Sampling	Liquid	01/05/11 14:20	01/06/11 7:30

Analyte(s)	Result	RDL	MDL	Units	Method	Analysis Date	Analyst	Flag
General Inorganics								
Perchlorate	1300	5.0	3.5	ug/L*	EPA 332.0	01/12/11 19:27	aa	
Volatile Organic Compounds by EPA 8260B								
1,1,1-Trichloroethane	ND	0.50	0.12	ug/L	8260B_SIM	01/15/11 23:42	eec	
1,1,2,2-Tetrachloroethane	ND	0.50	0.29	ug/L	8260B_SIM	01/15/11 23:42	eec	
1,1,2-Trichloroethane	ND	0.50	0.31	ug/L	8260B_SIM	01/15/11 23:42	eec	
1,1-Dichloroethane	0.63	0.50	0.098	ug/L	8260B_SIM	01/15/11 23:42	eec	
1,1-Dichloroethene	23	0.50	0.12	ug/L	8260B_SIM	01/15/11 23:42	eec	
1,2,3-Trichloropropane	ND	0.50	0.29	ug/L	8260B_SIM	01/15/11 23:42	eec	
1,2-Dichlorobenzene	ND	0.50	0.20	ug/L	8260B_SIM	01/15/11 23:42	eec	
1,2-Dichloroethane	ND	0.50	0.21	ug/L	8260B_SIM	01/15/11 23:42	eec	
1,2-Dichloropropane	ND	0.50	0.19	ug/L	8260B_SIM	01/15/11 23:42	eec	
1,3-Dichlorobenzene	ND	0.50	0.15	ug/L	8260B_SIM	01/15/11 23:42	eec	
1,4-Dichlorobenzene	ND	0.50	0.072	ug/L	8260B_SIM	01/15/11 23:42	eec	
2-Butanone(MEK)	ND	3.0	1.2	ug/L	8260B_SIM	01/15/11 23:42	eec	
2-Hexanone	ND	5.0	1.2	ug/L	8260B_SIM	01/15/11 23:42	eec	
4-Methyl-2-Pentanone(MIBK)	ND	5.0	0.95	ug/L	8260B_SIM	01/15/11 23:42	eec	
Acetone	ND	10	5.0	ug/L	8260B_SIM	01/15/11 23:42	eec	
Benzene	ND	0.50	0.14	ug/L	8260B_SIM	01/15/11 23:42	eec	
Bromodichloromethane	ND	0.50	0.11	ug/L	8260B_SIM	01/15/11 23:42	eec	
Bromoform	ND	1.0	0.50	ug/L	8260B_SIM	01/15/11 23:42	eec	
Bromomethane	ND	0.50	0.48	ug/L	8260B_SIM	01/15/11 23:42	eec	
Carbon Disulfide	ND	0.50	0.36	ug/L	8260B_SIM	01/15/11 23:42	eec	
Carbon Tetrachloride	ND	0.50	0.15	ug/L	8260B_SIM	01/15/11 23:42	eec	
Chlorobenzene	ND	0.50	0.23	ug/L	8260B_SIM	01/15/11 23:42	eec	
Chloroethane	ND	0.50	0.35	ug/L	8260B_SIM	01/15/11 23:42	eec	
Chloroform	2.1	0.50	0.46	ug/L	8260B_SIM	01/15/11 23:42	eec	
Chloromethane	ND	0.50	0.36	ug/L	8260B_SIM	01/15/11 23:42	eec	
cis-1,2-Dichloroethene	ND	0.50	0.18	ug/L	8260B_SIM	01/15/11 23:42	eec	
cis-1,3-Dichloropropene	ND	0.50	0.30	ug/L	8260B_SIM	01/15/11 23:42	eec	
Dibromochloromethane	ND	0.50	0.37	ug/L	8260B_SIM	01/15/11 23:42	eec	
Ethylbenzene	ND	0.50	0.26	ug/L	8260B_SIM	01/15/11 23:42	eec	
Methyl tert Butyl Ether	ND	5.0	0.43	ug/L	8260B_SIM	01/15/11 23:42	eec	

E.S.BABCOCK&Sons,Inc.
Environmental Laboratories est 1906

Client Name: Tetra Tech, Inc. - San Bernardino
Contact: Mark Feldman
Address: 301 E. Vanderbilt Way Suite 450
San Bernardino, CA 92408

Report Date: 18-Jan-2011

Project Name: Tetra-Tech Lockheed
Project Number: [none]

Work Order Number: A1A0458

Received on Ice (Y/N): Yes Temp: 3 °C

Laboratory Reference Number
A1A0458-12

Sample Description	Matrix	Sampled Date/Time	Received Date/Time
MW-98B-DUP LMC Beaumont Site 1 GW Sampling	Liquid	01/05/11 14:20	01/06/11 7:30

Analyte(s)	Result	RDL	MDL	Units	Method	Analysis Date	Analyst	Flag
Volatile Organic Compounds by EPA 8260B								
Methylene Chloride	0.18	3.0	0.15	ug/L	8260B_SIM	01/15/11 23:42	eec	J
Styrene	ND	0.50	0.22	ug/L	8260B_SIM	01/15/11 23:42	eec	
Tetrachloroethene	ND	0.50	0.23	ug/L	8260B_SIM	01/15/11 23:42	eec	
Toluene	ND	0.50	0.22	ug/L	8260B_SIM	01/15/11 23:42	eec	
trans-1,2-Dichloroethene	ND	0.50	0.10	ug/L	8260B_SIM	01/15/11 23:42	eec	
trans-1,3-Dichloropropene	ND	0.50	0.24	ug/L	8260B_SIM	01/15/11 23:42	eec	
Trichloroethene	38	0.50	0.25	ug/L	8260B_SIM	01/15/11 23:42	eec	
Trichlorofluoromethane	ND	5.0	0.16	ug/L	8260B_SIM	01/15/11 23:42	eec	
Vinyl Acetate	ND	10	0.48	ug/L	8260B_SIM	01/15/11 23:42	eec	
Vinyl Chloride	ND	0.50	0.13	ug/L	8260B_SIM	01/15/11 23:42	eec	
Xylenes (m+p)	ND	0.50	0.36	ug/L	8260B_SIM	01/15/11 23:42	eec	
Xylenes (ortho)	ND	0.50	0.41	ug/L	8260B_SIM	01/15/11 23:42	eec	
1,4-Dioxane	21	35	9.3	ug/L	8260B_SIM	01/15/11 23:42	eec	J
Surrogate: 1,2-Dichloroethane-d4	103 %	80-124			EPA 8260B	01/15/11 23:42	eec	
Surrogate: Bromofluorobenzene	101 %	80-120			EPA 8260B	01/15/11 23:42	eec	
Surrogate: Toluene-d8	98.1 %	80-120			EPA 8260B	01/15/11 23:42	eec	
Semivolatile Organic Compounds by EPA 8270C SIM								
1,4-Dioxane	13	0.20	0.10	ug/L	EPA8270C M	01/13/11 17:22	KOS	

E.S.BABCOCK&Sons,Inc.
Environmental Laboratories est 1906

Client Name: Tetra Tech, Inc. - San Bernardino
Contact: Mark Feldman
Address: 301 E. Vanderbilt Way Suite 450
San Bernardino, CA 92408

Report Date: 18-Jan-2011

Project Name: Tetra-Tech Lockheed
Project Number: [none]

Work Order Number: A1A0458

Received on Ice (Y/N): Yes Temp: 3 °C

General Inorganics - Batch Quality Control

Analyte(s)	Result	RDL	MDL	Units	Spike Level	Source Result	%REC	%REC Limits	RPD	RPD Limit	Flag
Batch 1A10040 - Analyzed as received											
Blank (1A10040-BLK1)					Prepared: 01/10/11 Analyzed: 01/12/11						
Perchlorate	ND	0.10	0.071	ug/L*							
LCS (1A10040-BS1)					Prepared: 01/10/11 Analyzed: 01/12/11						
Perchlorate	5.47	0.10	0.071	ug/L*	5.00		109	80-120			
Duplicate (1A10040-DUP1)					**Source: A1A0597-03** Prepared: 01/10/11 Analyzed: 01/12/11						
Perchlorate	1.24	0.10	0.071	ug/L*		1.17			5.67	20	
Matrix Spike (1A10040-MS1)					**Source: A1A0597-03** Prepared: 01/10/11 Analyzed: 01/12/11						
Perchlorate	6.48	0.10	0.071	ug/L*	5.00	1.17	106	80-120			
Matrix Spike Dup (1A10040-MSD1)					**Source: A1A0597-03** Prepared: 01/10/11 Analyzed: 01/12/11						
Perchlorate	6.28	0.10	0.071	ug/L*	5.00	1.17	102	80-120	3.18	20	

Client Name: Tetra Tech, Inc. - San Bernardino
Contact: Mark Feldman
Address: 301 E. Vanderbilt Way Suite 450
San Bernardino, CA 92408

Report Date: 18-Jan-2011

Project Name: Tetra-Tech Lockheed
Project Number: [none]

Work Order Number: A1A0458

Received on Ice (Y/N): Yes Temp: 3 °C

Volatile Organic Compounds by EPA 8260B - Batch Quality Control

Analyte(s)	Result	RDL	MDL	Units	Spike Level	Source Result	%REC	%REC Limits	RPD	RPD Limit	Flag
Batch 1A14007 - Purge and Trap											
Blank (1A14007-BLK1)					Prepared: 01/14/11 Analyzed: 01/15/11						
1,1,1-Trichloroethane	ND	0.50	0.12	ug/L							
1,1,2,2-Tetrachloroethane	ND	0.50	0.29	ug/L							
1,1,2-Trichloroethane	ND	0.50	0.31	ug/L							
1,1-Dichloroethane	ND	0.50	0.098	ug/L							
1,1-Dichloroethene	ND	0.50	0.12	ug/L							
1,2,3-Trichloropropane	ND	0.50	0.29	ug/L							
1,2-Dichlorobenzene	ND	0.50	0.20	ug/L							
1,2-Dichloroethane	ND	0.50	0.21	ug/L							
1,2-Dichloropropane	ND	0.50	0.19	ug/L							
1,3-Dichlorobenzene	ND	0.50	0.15	ug/L							
1,4-Dichlorobenzene	ND	0.50	0.072	ug/L							
2-Butanone(MEK)	ND	3.0	1.2	ug/L							
2-Hexanone	ND	5.0	1.2	ug/L							
4-Methyl-2-Pentanone(MIBK)	ND	5.0	0.95	ug/L							
Acetone	ND	10	5.0	ug/L							
Benzene	ND	0.50	0.14	ug/L							
Bromodichloromethane	ND	0.50	0.11	ug/L							
Bromoform	ND	1.0	0.50	ug/L							
Bromomethane	ND	0.50	0.48	ug/L							
Carbon Disulfide	ND	0.50	0.36	ug/L							
Carbon Tetrachloride	ND	0.50	0.15	ug/L							
Chlorobenzene	ND	0.50	0.23	ug/L							
Chloroethane	ND	0.50	0.35	ug/L							
Chloroform	ND	0.50	0.46	ug/L							
Chloromethane	ND	0.50	0.36	ug/L							
cis-1,2-Dichloroethene	ND	0.50	0.18	ug/L							
cis-1,3-Dichloropropene	ND	0.50	0.30	ug/L							
Dibromochloromethane	ND	0.50	0.37	ug/L							
Ethylbenzene	ND	0.50	0.26	ug/L							
Methyl tert Butyl Ether	ND	5.0	0.43	ug/L							
Methylene Chloride	ND	3.0	0.15	ug/L							
Styrene	ND	0.50	0.22	ug/L							
Tetrachloroethene	ND	0.50	0.23	ug/L							
Toluene	ND	0.50	0.22	ug/L							
trans-1,2-Dichloroethene	ND	0.50	0.10	ug/L							
trans-1,3-Dichloropropene	ND	0.50	0.24	ug/L							

Client Name: Tetra Tech, Inc. - San Bernardino
Contact: Mark Feldman
Address: 301 E. Vanderbilt Way Suite 450
San Bernardino, CA 92408

Report Date: 18-Jan-2011

Project Name: Tetra-Tech Lockheed
Project Number: [none]

Work Order Number: A1A0458

Received on Ice (Y/N): Yes Temp: 3 °C

Volatile Organic Compounds by EPA 8260B - Batch Quality Control

Analyte(s)	Result	RDL	MDL	Units	Spike Level	Source Result	%REC	%REC Limits	RPD	RPD Limit	Flag
Batch 1A14007 - Purge and Trap											
Blank (1A14007-BLK1)					Prepared: 01/14/11 Analyzed: 01/15/11						
Trichloroethene	ND	0.50	0.25	ug/L							
Trichlorofluoromethane	ND	5.0	0.16	ug/L							
Vinyl Acetate	ND	10	0.48	ug/L							
Vinyl Chloride	ND	0.50	0.13	ug/L							
Xylenes (m+p)	ND	0.50	0.36	ug/L							
Xylenes (ortho)	ND	0.50	0.41	ug/L							
1,4-Dioxane	ND	35	9.3	ug/L							
Surrogate: 1,2-Dichloroethane-d4	*10.3*			ug/L	*10.0*		*103*	*80-124*			
Surrogate: Bromofluorobenzene	*10.3*			ug/L	*10.0*		*103*	*80-120*			
Surrogate: Toluene-d8	*9.91*			ug/L	*10.0*		*99.1*	*80-120*			
LCS (1A14007-BS1)					Prepared: 01/14/11 Analyzed: 01/15/11						
1,1-Dichloroethane	22.0	0.50	0.098	ug/L	25.0		88.0	76-130			
1,1-Dichloroethene	22.2	0.50	0.12	ug/L	25.0		88.6	70-130			
1,4-Dichlorobenzene	24.7	0.50	0.072	ug/L	25.0		98.7	79-130			
Benzene	23.8	0.50	0.14	ug/L	25.0		95.1	70-130			
Bromodichloromethane	24.4	0.50	0.11	ug/L	25.0		97.7	70-130			
Bromoform	23.7	1.0	0.50	ug/L	25.0		94.8	70-130			
Chloroform	24.3	0.50	0.46	ug/L	25.0		97.2	70-130			
Dibromochloromethane	25.7	0.50	0.37	ug/L	25.0		103	70-130			
Ethylbenzene	24.3	0.50	0.26	ug/L	25.0		97.2	70-130			
Methyl tert Butyl Ether	23.7	5.0	0.43	ug/L	25.0		95.0	70-130			
Tetrachloroethene	22.0	0.50	0.23	ug/L	25.0		88.0	70-130			
Toluene	23.9	0.50	0.22	ug/L	25.0		95.5	70-130			
Trichloroethene	23.4	0.50	0.25	ug/L	25.0		93.5	70-130			
Vinyl Chloride	24.6	0.50	0.13	ug/L	25.0		98.4	70-130			
Xylenes (m+p)	48.8	0.50	0.36	ug/L	50.0		97.6	70-130			
Xylenes (ortho)	24.5	0.50	0.41	ug/L	25.0		98.2	70-130			
Surrogate: 1,2-Dichloroethane-d4	*10.0*			ug/L	*10.0*		*100*	*80-124*			
Surrogate: Bromofluorobenzene	*9.86*			ug/L	*10.0*		*98.6*	*80-120*			
Surrogate: Toluene-d8	*9.93*			ug/L	*10.0*		*99.3*	*80-120*			

Client Name: Tetra Tech, Inc. - San Bernardino
Contact: Mark Feldman
Address: 301 E. Vanderbilt Way Suite 450
San Bernardino, CA 92408

Report Date: 18-Jan-2011

Project Name: Tetra-Tech Lockheed
Project Number: [none]

Work Order Number: A1A0458

Received on Ice (Y/N): Yes Temp: 3 °C

Volatile Organic Compounds by EPA 8260B - Batch Quality Control

Analyte(s)	Result	RDL	MDL	Units	Spike Level	Source Result	%REC	%REC Limits	RPD	RPD Limit	Flag
Batch 1A14007 - Purge and Trap											
LCS Dup (1A14007-BSD1)					Prepared: 01/14/11		Analyzed: 01/15/11				
1,1-Dichloroethane	22.0	0.50	0.098	ug/L	25.0		88.0	76-130	0.0455	20	
1,1-Dichloroethene	22.0	0.50	0.12	ug/L	25.0		88.0	70-130	0.679	20	
1,4-Dichlorobenzene	24.1	0.50	0.072	ug/L	25.0		96.6	79-130	2.17	20	
Benzene	23.6	0.50	0.14	ug/L	25.0		94.5	70-130	0.591	20	
Bromodichloromethane	24.3	0.50	0.11	ug/L	25.0		97.2	70-130	0.451	20	
Bromoform	23.7	1.0	0.50	ug/L	25.0		94.9	70-130	0.126	20	
Chloroform	24.1	0.50	0.46	ug/L	25.0		96.4	70-130	0.827	20	
Dibromochloromethane	25.5	0.50	0.37	ug/L	25.0		102	70-130	0.547	20	
Ethylbenzene	23.5	0.50	0.26	ug/L	25.0		94.0	70-130	3.35	20	
Methyl tert Butyl Ether	24.7	5.0	0.43	ug/L	25.0		98.8	70-130	3.96	20	
Tetrachloroethene	21.5	0.50	0.23	ug/L	25.0		85.9	70-130	2.48	20	
Toluene	23.4	0.50	0.22	ug/L	25.0		93.4	70-130	2.24	20	
Trichloroethene	23.1	0.50	0.25	ug/L	25.0		92.2	70-130	1.38	20	
Vinyl Chloride	24.0	0.50	0.13	ug/L	25.0		96.2	70-130	2.34	20	
Xylenes (m+p)	48.1	0.50	0.36	ug/L	50.0		96.1	70-130	1.51	20	
Xylenes (ortho)	24.1	0.50	0.41	ug/L	25.0		96.4	70-130	1.81	20	
Surrogate: 1,2-Dichloroethane-d4	*10.1*			ug/L	*10.0*		*101*	*80-124*			
Surrogate: Bromofluorobenzene	*9.81*			ug/L	*10.0*		*98.1*	*80-120*			
Surrogate: Toluene-d8	*10.0*			ug/L	*10.0*		*100*	*80-120*			
Matrix Spike (1A14007-MS1)				**Source: A1A0597-03**	Prepared: 01/14/11		Analyzed: 01/15/11				
1,1-Dichloroethane	23.0	0.50	0.098	ug/L	25.0	0.150	91.4	70-130			
1,1-Dichloroethene	24.7	0.50	0.12	ug/L	25.0	1.04	94.7	70-130			
1,4-Dichlorobenzene	25.1	0.50	0.072	ug/L	25.0	ND	100	70-130			
Benzene	24.5	0.50	0.14	ug/L	25.0	ND	97.9	70-130			
Bromodichloromethane	24.6	0.50	0.11	ug/L	25.0	ND	98.6	70-130			
Bromoform	23.6	1.0	0.50	ug/L	25.0	ND	94.2	70-130			
Chloroform	25.1	0.50	0.46	ug/L	25.0	ND	100	70-130			
Dibromochloromethane	25.9	0.50	0.37	ug/L	25.0	ND	104	70-130			
Ethylbenzene	24.4	0.50	0.26	ug/L	25.0	ND	97.4	70-130			
Methyl tert Butyl Ether	25.3	5.0	0.43	ug/L	25.0	ND	101	70-130			
Tetrachloroethene	23.0	0.50	0.23	ug/L	25.0	ND	92.2	70-130			
Toluene	24.0	0.50	0.22	ug/L	25.0	ND	96.1	70-130			
Trichloroethene	25.0	0.50	0.25	ug/L	25.0	0.970	96.0	70-130			
Vinyl Chloride	26.4	0.50	0.13	ug/L	25.0	ND	106	70-130			
Xylenes (m+p)	49.8	0.50	0.36	ug/L	50.0	ND	99.6	70-130			
Xylenes (ortho)	24.8	0.50	0.41	ug/L	25.0	ND	99.1	70-130			

Client Name: Tetra Tech, Inc. - San Bernardino
Contact: Mark Feldman
Address: 301 E. Vanderbilt Way Suite 450
San Bernardino, CA 92408

Report Date: 18-Jan-2011

Project Name: Tetra-Tech Lockheed
Project Number: [none]

Work Order Number: A1A0458

Received on Ice (Y/N): Yes Temp: 3 °C

Volatile Organic Compounds by EPA 8260B - Batch Quality Control

Analyte(s)	Result	RDL	MDL	Units	Spike Level	Source Result	%REC	%REC Limits	RPD	RPD Limit	Flag
Batch 1A14007 - Purge and Trap											
Matrix Spike (1A14007-MS1)			**Source: A1A0597-03**		Prepared: 01/14/11		Analyzed: 01/15/11				
Surrogate: 1,2-Dichloroethane-d4	*9.87*			ug/L	*10.0*		*98.7*	*80-124*			
Surrogate: Bromofluorobenzene	*9.75*			ug/L	*10.0*		*97.5*	*80-120*			
Surrogate: Toluene-d8	*9.79*			ug/L	*10.0*		*97.9*	*80-120*			
Matrix Spike Dup (1A14007-MSD1)			**Source: A1A0597-03**		Prepared: 01/14/11		Analyzed: 01/15/11				
1,1-Dichloroethane	24.4	0.50	0.098	ug/L	25.0	0.150	96.9	70-130	5.78	40	
1,1-Dichloroethene	25.8	0.50	0.12	ug/L	25.0	1.04	99.1	70-130	4.35	40	
1,4-Dichlorobenzene	26.4	0.50	0.072	ug/L	25.0	ND	105	70-130	4.97	40	
Benzene	25.7	0.50	0.14	ug/L	25.0	ND	103	70-130	5.02	40	
Bromodichloromethane	26.3	0.50	0.11	ug/L	25.0	ND	105	70-130	6.44	40	
Bromoform	25.2	1.0	0.50	ug/L	25.0	ND	101	70-130	6.61	40	
Chloroform	26.0	0.50	0.46	ug/L	25.0	ND	104	70-130	3.41	40	
Dibromochloromethane	27.3	0.50	0.37	ug/L	25.0	ND	109	70-130	5.26	40	
Ethylbenzene	25.8	0.50	0.26	ug/L	25.0	ND	103	70-130	5.86	40	
Methyl tert Butyl Ether	25.9	5.0	0.43	ug/L	25.0	ND	104	70-130	2.30	40	
Tetrachloroethene	24.1	0.50	0.23	ug/L	25.0	ND	96.5	70-130	4.62	40	
Toluene	25.4	0.50	0.22	ug/L	25.0	ND	102	70-130	5.58	40	
Trichloroethene	26.4	0.50	0.25	ug/L	25.0	0.970	102	70-130	5.57	40	
Vinyl Chloride	27.5	0.50	0.13	ug/L	25.0	ND	110	70-130	4.19	40	
Xylenes (m+p)	52.9	0.50	0.36	ug/L	50.0	ND	106	70-130	6.04	40	
Xylenes (ortho)	26.4	0.50	0.41	ug/L	25.0	ND	106	70-130	6.25	40	
Surrogate: 1,2-Dichloroethane-d4	*10.0*			ug/L	*10.0*		*100*	*80-124*			
Surrogate: Bromofluorobenzene	*9.82*			ug/L	*10.0*		*98.2*	*80-120*			
Surrogate: Toluene-d8	*9.90*			ug/L	*10.0*		*99.0*	*80-120*			

Client Name: Tetra Tech, Inc. - San Bernardino
Contact: Mark Feldman
Address: 301 E. Vanderbilt Way Suite 450
San Bernardino, CA 92408

Report Date: 18-Jan-2011

Project Name: Tetra-Tech Lockheed
Project Number: [none]

Work Order Number: A1A0458

Received on Ice (Y/N): Yes Temp: 3 °C

Semivolatile Organic Compounds by EPA 8270C SIM - Batch Quality Control

Analyte(s)	Result	RDL	MDL	Units	Spike Level	Source Result	%REC	%REC Limits	RPD	RPD Limit	Flag
Batch 1A07012 - EPA 3520C											
Blank (1A07012-BLK1)					Prepared: 01/07/11 Analyzed: 01/12/11						
1,4-Dioxane	ND	0.20	0.10	ug/L							
LCS (1A07012-BS1)					Prepared: 01/07/11 Analyzed: 01/12/11						
1,4-Dioxane	1.06	0.20	0.10	ug/L	1.00		106	85-127			
LCS Dup (1A07012-BSD1)					Prepared: 01/07/11 Analyzed: 01/12/11						
1,4-Dioxane	1.03	0.20	0.10	ug/L	1.00		103	85-127	2.87	20	
Matrix Spike (1A07012-MS1)			**Source: A1A0159-07**		Prepared: 01/07/11 Analyzed: 01/12/11						
1,4-Dioxane	1.04	0.20	0.10	ug/L	1.00	ND	104	63-142			
Batch 1A10029 - EPA 3520C											
Blank (1A10029-BLK1)					Prepared: 01/10/11 Analyzed: 01/13/11						
1,4-Dioxane	ND	0.20	0.10	ug/L							
LCS (1A10029-BS1)					Prepared: 01/10/11 Analyzed: 01/13/11						
1,4-Dioxane	1.04	0.20	0.10	ug/L	1.00		104	85-127			
LCS Dup (1A10029-BSD1)					Prepared: 01/10/11 Analyzed: 01/13/11						
1,4-Dioxane	1.04	0.20	0.10	ug/L	1.00		104	85-127	0.00	20	
Matrix Spike (1A10029-MS1)			**Source: A1A0597-06**		Prepared: 01/10/11 Analyzed: 01/13/11						
1,4-Dioxane	163	2.0	1.0	ug/L	10.0	142	207	63-142			QM-5X
Matrix Spike Dup (1A10029-MSD1)			**Source: A1A0597-06**		Prepared: 01/10/11 Analyzed: 01/13/11						
1,4-Dioxane	175	2.0	1.0	ug/L	10.0	142	325	63-142	6.98	40	QM-5X

Client Name: Tetra Tech, Inc. - San Bernardino
Contact: Mark Feldman
Address: 301 E. Vanderbilt Way Suite 450
San Bernardino, CA 92408

Report Date: 18-Jan-2011

Project Name: Tetra-Tech Lockheed
Project Number: [none]

Work Order Number: A1A0458

Received on Ice (Y/N): Yes Temp: 3 °C

Notes and Definitions

J	Estimated value
QM-5X	Due to analyte concentration greater than or equal to 5 times the spike concentration, recoveries for the MS and/or MSD did not meet laboratory acceptance criteria.
ND:	Analyte NOT DETECTED at or above the Method Detection Limit **(if MDL is reported)**, otherwise at or above the Reportable Detection Limit (RDL)
NR:	Not Reported
RDL:	Reportable Detection Limit
MDL:	Method Detection Limit

* / (Non-NELAP): NELAP does not offer accreditation for this analyte/method/matrix combination

Approval

Enclosed are the analytical results for the submitted sample(s). Babcock Laboratories certify the data presented as part of this report meet the minimum quality standards in the referenced analytical methods. Any exceptions have been noted. Babcock Laboratories and its officers and employees assume no responsibility and make no warranty, express or implied, for uses or interpretations made by any recipients, intended or unintended, of this report.

Lorenzo Rodriguez

Lorenzo (Z) Rodriguez

Project Manager

cc:

ESB_ mdl_PDF

E.S.BABCOCK&Sons,Inc.
Environmental Laboratories est 1906

Client Name: Tetra Tech, Inc. - San Bernardino
Contact: Mark Feldman
Address: 301 E. Vanderbilt Way Suite 450
San Bernardino, CA 92408

Report Date: 18-Jan-2011

Analytical Report: Page 33 of 34
Project Name: Tetra-Tech Lockheed
Project Number: [none]

Work Order Number: A1A0458

Received on Ice (Y/N): Yes Temp: 3 °C

CHAIN OF CUSTODY RECORD

DATE 1/5/11 PAGE 1 OF 2

TETRA TECH, INC.
301 E. Vanderbilt Way, Suite 450
San Bernardino, California 92408
Telephone: (909) 381-1674
FAX: (909) 889-1391

SHIP TO: Babcock

CLIENT: LMC
PROJECT NAME: LMC Beaumont Site 1 gw Sampling
PROJECT MANAGER: Chris Patrick
TC #: 26205-01.0101
SAMPLERS (Signature): Jose R. Santoyo

TURN-AROUND TIME: Standard

OBSERVATIONS/COMMENTS: Please report all data & the MDL.

PARAMETERS

LINE ITEM	SAMPLE NO.	DATE	TIME	VOCs (EPA 8260B)	Perchlorate (EPA 8270C SIM)	1,4 Dioxane	FILTERED/UNFILTERED	MATRIX TYPE	CONTAINER TYPE	NUMBER OF CONTAINERS	PRESERVATIVE
1.	LTB-010511	1/5/11	700	X				W	G	2	HCl
2.	SW-18		759	X	X	X				6	HCl
3.	SW-19		815	X	X	X				6	HNO3
4.	SW-07		905	X	X	X				6	
5.	SW-07-Dup		907	X	X	X				6	
6.	SW-06		942	X	X	X				6	
7.	SW-06-Dup		947	X	X	X				6	
8.	MW-07		1130	X	X	X				6	
9.	MW-07-Dup		1145	X	X	X				6	
10.	MW-90		1248	X	X	X				6	

FILTERING: ☐ FILTERED ☑ UNFILTERED

MATRIX TYPE: S - Soil, M - Sediment, W - Water

CONTAINER TYPE: G - Glass Bottle/Jar, SS - Stainless Steel Sleeve, SB - Brass Sleeve, P - Plastic Bottle/Jar

PRESERVATIVES: (Water Only) HCL, NR (None required), NaOH, H_2SO_4

RELINQUISHED BY	SIGNATURE	TETRA TECH, INC.	DATE 1/6/11	TIME 1400	TOTAL NUMBER OF CONTAINERS ON THIS CHAIN OF CUSTODY: 56 of 68 total
RECEIVED BY	SIGNATURE	COMPANY	DATE 1-6-11	TIME 1423	METHOD OF SHIPMENT/SHIPMENT NO. Courier
RELINQUISHED BY	SIGNATURE	COMPANY	DATE 1-6-11	TIME 1730	Special Shipping/Handling/Storage Requirements:
RECEIVED BY	SIGNATURE	COMPANY	DATE 1/6/11	TIME 0720	

DISTRIBUTION: White and Pink = Tetra Tech, Inc. Canary = Laboratory

A1A0458 AB JAN - 6 2011

X:\GIS\ATT-MISC\COCR.CDR

E.S.BABCOCK&Sons,Inc.
Environmental Laboratories est 1906

Client Name: Tetra Tech, Inc. - San Bernardino
Contact: Mark Feldman
Address: 301 E. Vanderbilt Way Suite 450
San Bernardino, CA 92408

Report Date: 18-Jan-2011

Project Name: Tetra-Tech Lockheed
Project Number: [none]

Work Order Number: A1A0458

Received on Ice (Y/N): Yes Temp: 3 °C

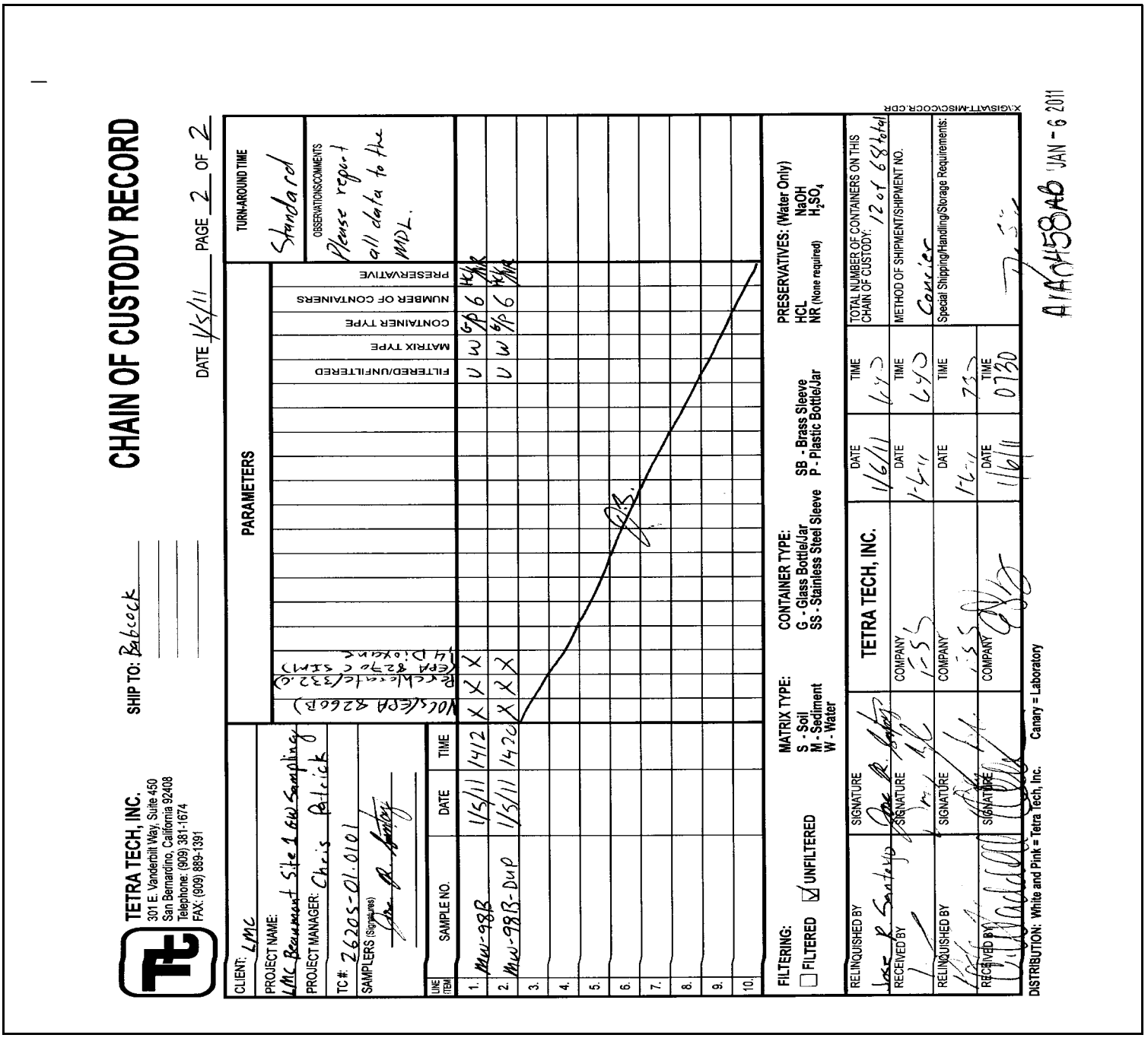

CHAIN OF CUSTODY RECORD

TETRA TECH, INC.
301 E. Vanderbilt Way, Suite 450
San Bernardino, California 92408
Telephone: (909) 381-1674
FAX: (909) 889-1391

SHIP TO: Babcock

DATE 1/5/11 PAGE 2 OF 2

CLIENT: LMC
PROJECT NAME: LMC Beaumont Site 1 GW Sampling
PROJECT MANAGER: Chris Patrick
TC #: 26205-01.0101
SAMPLERS (Signatures): Jose R. Santoyo

PARAMETERS: VOCs (EPA 8260B) Reducible Metals (EPA 6010B/7470A/7471A)

TURN-AROUND TIME: Standard

OBSERVATIONS/COMMENTS: Please report all data to the MDL.

LINE ITEM	SAMPLE NO.	DATE	TIME	FILTERED/UNFILTERED	MATRIX TYPE	CONTAINER TYPE	NUMBER OF CONTAINERS	PRESERVATIVE
1.	MW-98B	1/5/11	1412	X	W	6P	6	HNO3
2.	MW-98B-Dup	1/5/11	1420	X	W	6P	6	HNO3
3.								
4.								
5.								
6.								
7.								
8.								
9.								
10.								

FILTERING: ☐ FILTERED ☑ UNFILTERED

MATRIX TYPE: S - Soil M - Sediment W - Water

CONTAINER TYPE: G - Glass Bottle/Jar SS - Stainless Steel Sleeve SB - Brass Sleeve P - Plastic Bottle/Jar

PRESERVATIVES: (Water Only) HCL NaOH NR (None required) H_2SO_4

RELINQUISHED BY	SIGNATURE	TETRA TECH, INC.	DATE 1/6/11	TIME 1430	TOTAL NUMBER OF CONTAINERS ON THIS CHAIN OF CUSTODY: 12 of 68 total
RECEIVED BY	SIGNATURE	COMPANY TTI	DATE 1-6-11	TIME 1630	METHOD OF SHIPMENT/SHIPMENT NO. Courier
RELINQUISHED BY	SIGNATURE	COMPANY TTI	DATE 1-7-11	TIME 730	Special Shipping/Handling/Storage Requirements:
RECEIVED BY	SIGNATURE	COMPANY BC	DATE 1/7/11	TIME 0730	

DISTRIBUTION: White and Pink = Tetra Tech, Inc. Canary = Laboratory

X:\GIS\MTT-MISC\COCR.CDR

A1A0458 JAN - 6 2011

E.S.BABCOCK&Sons,Inc.
Environmental Laboratories est 1906

Client Name: Tetra Tech, Inc. - San Bernardino
Contact: Mark Feldman
Address: 301 E. Vanderbilt Way Suite 450
San Bernardino, CA 92408

Report Date: 18-Jan-2011

Analytical Report: Page 1 of 22
Project Name: Tetra-Tech Lockheed
Project Number: [none]

Work Order Number: A1A0597

Received on Ice (Y/N): Yes Temp: 3 °C

Attached is the analytical report for the sample(s) received for your project. Below is a list of the individual sample descriptions with the corresponding laboratory number(s). Also, enclosed is a copy of the Chain of Custody document (if received with your sample(s)). Please note any unused portion of the sample(s) may be responsibly discarded after 30 days from the above report date, unless you have requested otherwise.

Thank you for the opportunity to serve your analytical needs. If you have any questions or concerns regarding this report please contact our client service department.

Sample Identification

Lab Sample #	Client Sample ID	Matrix	Date Sampled	By	Date Submitted	By
A1A0597-01	LTB-010611 LMC Beaumont Site 1	Liquid	01/06/11 07:00	Jose R. Santoya	01/07/11 07:30	William Bayle
A1A0597-02	MW-76A LMC Beaumont Site 1	Liquid	01/06/11 09:09	Jose R. Santoya	01/07/11 07:30	William Bayle
A1A0597-03	MW-18 LMC Beaumont Site 1	Liquid	01/06/11 10:33	Jose R. Santoya	01/07/11 07:30	William Bayle
A1A0597-04	MW-15 LMC Beaumont Site 1	Liquid	01/06/11 11:35	Jose R. Santoya	01/07/11 07:30	William Bayle
A1A0597-05	MW-60B LMC Beaumont Site 1	Liquid	01/06/11 12:46	Jose R. Santoya	01/07/11 07:30	William Bayle
A1A0597-06	MW-60A LMC Beaumont Site 1	Liquid	01/06/11 13:40	Jose R. Santoya	01/07/11 07:30	William Bayle

E.S.BABCOCK&Sons,Inc.
Environmental Laboratories est 1906

Client Name: Tetra Tech, Inc. - San Bernardino
Contact: Mark Feldman
Address: 301 E. Vanderbilt Way Suite 450
San Bernardino, CA 92408

Report Date: 18-Jan-2011

Project Name: Tetra-Tech Lockheed
Project Number: [none]

Work Order Number: A1A0597

Received on Ice (Y/N): Yes Temp: 3 °C

Laboratory Reference Number
A1A0597-01

Sample Description	Matrix	Sampled Date/Time	Received Date/Time
LTB-010611 LMC Beaumont Site 1	Liquid	01/06/11 07:00	01/07/11 7:30

Analyte(s)	Result	RDL	MDL	Units	Method	Analysis Date	Analyst	Flag
Volatile Organic Compounds by EPA 8260B								
1,1,1-Trichloroethane	ND	0.50	0.12	ug/L	8260B_SIM	01/15/11 15:37	eec	
1,1,2,2-Tetrachloroethane	ND	0.50	0.29	ug/L	8260B_SIM	01/15/11 15:37	eec	
1,1,2-Trichloroethane	ND	0.50	0.31	ug/L	8260B_SIM	01/15/11 15:37	eec	
1,1-Dichloroethane	ND	0.50	0.098	ug/L	8260B_SIM	01/15/11 15:37	eec	
1,1-Dichloroethene	ND	0.50	0.12	ug/L	8260B_SIM	01/15/11 15:37	eec	
1,2,3-Trichloropropane	ND	0.50	0.29	ug/L	8260B_SIM	01/15/11 15:37	eec	
1,2-Dichlorobenzene	ND	0.50	0.20	ug/L	8260B_SIM	01/15/11 15:37	eec	
1,2-Dichloroethane	ND	0.50	0.21	ug/L	8260B_SIM	01/15/11 15:37	eec	
1,2-Dichloropropane	ND	0.50	0.19	ug/L	8260B_SIM	01/15/11 15:37	eec	
1,3-Dichlorobenzene	ND	0.50	0.15	ug/L	8260B_SIM	01/15/11 15:37	eec	
1,4-Dichlorobenzene	ND	0.50	0.072	ug/L	8260B_SIM	01/15/11 15:37	eec	
2-Butanone(MEK)	ND	3.0	1.2	ug/L	8260B_SIM	01/15/11 15:37	eec	
2-Hexanone	ND	5.0	1.2	ug/L	8260B_SIM	01/15/11 15:37	eec	
4-Methyl-2-Pentanone(MIBK)	ND	5.0	0.95	ug/L	8260B_SIM	01/15/11 15:37	eec	
Acetone	ND	10	5.0	ug/L	8260B_SIM	01/15/11 15:37	eec	
Benzene	ND	0.50	0.14	ug/L	8260B_SIM	01/15/11 15:37	eec	
Bromodichloromethane	ND	0.50	0.11	ug/L	8260B_SIM	01/15/11 15:37	eec	
Bromoform	ND	1.0	0.50	ug/L	8260B_SIM	01/15/11 15:37	eec	
Bromomethane	ND	0.50	0.48	ug/L	8260B_SIM	01/15/11 15:37	eec	
Carbon Disulfide	ND	0.50	0.36	ug/L	8260B_SIM	01/15/11 15:37	eec	
Carbon Tetrachloride	ND	0.50	0.15	ug/L	8260B_SIM	01/15/11 15:37	eec	
Chlorobenzene	ND	0.50	0.23	ug/L	8260B_SIM	01/15/11 15:37	eec	
Chloroethane	ND	0.50	0.35	ug/L	8260B_SIM	01/15/11 15:37	eec	
Chloroform	ND	0.50	0.46	ug/L	8260B_SIM	01/15/11 15:37	eec	
Chloromethane	ND	0.50	0.36	ug/L	8260B_SIM	01/15/11 15:37	eec	
cis-1,2-Dichloroethene	ND	0.50	0.18	ug/L	8260B_SIM	01/15/11 15:37	eec	
cis-1,3-Dichloropropene	ND	0.50	0.30	ug/L	8260B_SIM	01/15/11 15:37	eec	
Dibromochloromethane	ND	0.50	0.37	ug/L	8260B_SIM	01/15/11 15:37	eec	
Ethylbenzene	ND	0.50	0.26	ug/L	8260B_SIM	01/15/11 15:37	eec	
Methyl tert Butyl Ether	ND	5.0	0.43	ug/L	8260B_SIM	01/15/11 15:37	eec	
Methylene Chloride	ND	3.0	0.15	ug/L	8260B_SIM	01/15/11 15:37	eec	
Styrene	ND	0.50	0.22	ug/L	8260B_SIM	01/15/11 15:37	eec	
Tetrachloroethene	ND	0.50	0.23	ug/L	8260B_SIM	01/15/11 15:37	eec	

Client Name: Tetra Tech, Inc. - San Bernardino
Contact: Mark Feldman
Address: 301 E. Vanderbilt Way Suite 450
San Bernardino, CA 92408

Report Date: 18-Jan-2011

Project Name: Tetra-Tech Lockheed
Project Number: [none]

Work Order Number: A1A0597

Received on Ice (Y/N): Yes Temp: 3 °C

Laboratory Reference Number
A1A0597-01

Sample Description	Matrix	Sampled Date/Time	Received Date/Time
LTB-010611 LMC Beaumont Site 1	Liquid	01/06/11 07:00	01/07/11 7:30

Analyte(s)	Result		RDL	MDL	Units	Method	Analysis Date	Analyst	Flag
Volatile Organic Compounds by EPA 8260B									
Toluene	ND		0.50	0.22	ug/L	8260B_SIM	01/15/11 15:37	eec	
trans-1,2-Dichloroethene	ND		0.50	0.10	ug/L	8260B_SIM	01/15/11 15:37	eec	
trans-1,3-Dichloropropene	ND		0.50	0.24	ug/L	8260B_SIM	01/15/11 15:37	eec	
Trichloroethene	ND		0.50	0.25	ug/L	8260B_SIM	01/15/11 15:37	eec	
Trichlorofluoromethane	ND		5.0	0.16	ug/L	8260B_SIM	01/15/11 15:37	eec	
Vinyl Acetate	ND		10	0.48	ug/L	8260B_SIM	01/15/11 15:37	eec	
Vinyl Chloride	ND		0.50	0.13	ug/L	8260B_SIM	01/15/11 15:37	eec	
Xylenes (m+p)	ND		0.50	0.36	ug/L	8260B_SIM	01/15/11 15:37	eec	
Xylenes (ortho)	ND		0.50	0.41	ug/L	8260B_SIM	01/15/11 15:37	eec	
1,4-Dioxane	ND		35	9.3	ug/L	8260B_SIM	01/15/11 15:37	eec	
Surrogate: 1,2-Dichloroethane-d4	103	%	80-124			EPA 8260B	01/15/11 15:37	eec	
Surrogate: Bromofluorobenzene	101	%	80-120			EPA 8260B	01/15/11 15:37	eec	
Surrogate: Toluene-d8	99.5	%	80-120			EPA 8260B	01/15/11 15:37	eec	

E.S.BABCOCK&Sons,Inc.
Environmental Laboratories est 1906

Client Name: Tetra Tech, Inc. - San Bernardino
Contact: Mark Feldman
Address: 301 E. Vanderbilt Way Suite 450
San Bernardino, CA 92408

Report Date: 18-Jan-2011

Project Name: Tetra-Tech Lockheed
Project Number: [none]

Work Order Number: A1A0597

Received on Ice (Y/N): Yes Temp: 3 °C

Laboratory Reference Number
A1A0597-02

Sample Description	Matrix	Sampled Date/Time	Received Date/Time
MW-76A LMC Beaumont Site 1	Liquid	01/06/11 09:09	01/07/11 7:30

Analyte(s)	Result	RDL	MDL	Units	Method	Analysis Date	Analyst	Flag
General Inorganics								
Perchlorate	ND	0.10	0.071	ug/L*	EPA 332.0	01/12/11 19:27	aa	
Volatile Organic Compounds by EPA 8260B								
1,1,1-Trichloroethane	ND	0.50	0.12	ug/L	8260B_SIM	01/16/11 00:17	eec	
1,1,2,2-Tetrachloroethane	ND	0.50	0.29	ug/L	8260B_SIM	01/16/11 00:17	eec	
1,1,2-Trichloroethane	ND	0.50	0.31	ug/L	8260B_SIM	01/16/11 00:17	eec	
1,1-Dichloroethane	0.15	0.50	0.098	ug/L	8260B_SIM	01/16/11 00:17	eec	J
1,1-Dichloroethene	ND	0.50	0.12	ug/L	8260B_SIM	01/16/11 00:17	eec	
1,2,3-Trichloropropane	ND	0.50	0.29	ug/L	8260B_SIM	01/16/11 00:17	eec	
1,2-Dichlorobenzene	ND	0.50	0.20	ug/L	8260B_SIM	01/16/11 00:17	eec	
1,2-Dichloroethane	ND	0.50	0.21	ug/L	8260B_SIM	01/16/11 00:17	eec	
1,2-Dichloropropane	ND	0.50	0.19	ug/L	8260B_SIM	01/16/11 00:17	eec	
1,3-Dichlorobenzene	ND	0.50	0.15	ug/L	8260B_SIM	01/16/11 00:17	eec	
1,4-Dichlorobenzene	ND	0.50	0.072	ug/L	8260B_SIM	01/16/11 00:17	eec	
2-Butanone(MEK)	ND	3.0	1.2	ug/L	8260B_SIM	01/16/11 00:17	eec	
2-Hexanone	ND	5.0	1.2	ug/L	8260B_SIM	01/16/11 00:17	eec	
4-Methyl-2-Pentanone(MIBK)	ND	5.0	0.95	ug/L	8260B_SIM	01/16/11 00:17	eec	
Acetone	ND	10	5.0	ug/L	8260B_SIM	01/16/11 00:17	eec	
Benzene	ND	0.50	0.14	ug/L	8260B_SIM	01/16/11 00:17	eec	
Bromodichloromethane	ND	0.50	0.11	ug/L	8260B_SIM	01/16/11 00:17	eec	
Bromoform	ND	1.0	0.50	ug/L	8260B_SIM	01/16/11 00:17	eec	
Bromomethane	ND	0.50	0.48	ug/L	8260B_SIM	01/16/11 00:17	eec	
Carbon Disulfide	ND	0.50	0.36	ug/L	8260B_SIM	01/16/11 00:17	eec	
Carbon Tetrachloride	ND	0.50	0.15	ug/L	8260B_SIM	01/16/11 00:17	eec	
Chlorobenzene	ND	0.50	0.23	ug/L	8260B_SIM	01/16/11 00:17	eec	
Chloroethane	ND	0.50	0.35	ug/L	8260B_SIM	01/16/11 00:17	eec	
Chloroform	ND	0.50	0.46	ug/L	8260B_SIM	01/16/11 00:17	eec	
Chloromethane	ND	0.50	0.36	ug/L	8260B_SIM	01/16/11 00:17	eec	
cis-1,2-Dichloroethene	ND	0.50	0.18	ug/L	8260B_SIM	01/16/11 00:17	eec	
cis-1,3-Dichloropropene	ND	0.50	0.30	ug/L	8260B_SIM	01/16/11 00:17	eec	
Dibromochloromethane	ND	0.50	0.37	ug/L	8260B_SIM	01/16/11 00:17	eec	
Ethylbenzene	ND	0.50	0.26	ug/L	8260B_SIM	01/16/11 00:17	eec	
Methyl tert Butyl Ether	ND	5.0	0.43	ug/L	8260B_SIM	01/16/11 00:17	eec	

E.S.BABCOCK&Sons,Inc.
Environmental Laboratories est 1906

Client Name: Tetra Tech, Inc. - San Bernardino
Contact: Mark Feldman
Address: 301 E. Vanderbilt Way Suite 450
San Bernardino, CA 92408

Report Date: 18-Jan-2011

Project Name: Tetra-Tech Lockheed
Project Number: [none]

Work Order Number: A1A0597

Received on Ice (Y/N): Yes Temp: 3 °C

Laboratory Reference Number
A1A0597-02

Sample Description	Matrix	Sampled Date/Time	Received Date/Time
MW-76A LMC Beaumont Site 1	Liquid	01/06/11 09:09	01/07/11 7:30

Analyte(s)	Result		RDL	MDL	Units	Method	Analysis Date	Analyst	Flag
Volatile Organic Compounds by EPA 8260B									
Methylene Chloride	0.21		3.0	0.15	ug/L	8260B_SIM	01/16/11 00:17	eec	J
Styrene	ND		0.50	0.22	ug/L	8260B_SIM	01/16/11 00:17	eec	
Tetrachloroethene	ND		0.50	0.23	ug/L	8260B_SIM	01/16/11 00:17	eec	
Toluene	ND		0.50	0.22	ug/L	8260B_SIM	01/16/11 00:17	eec	
trans-1,2-Dichloroethene	ND		0.50	0.10	ug/L	8260B_SIM	01/16/11 00:17	eec	
trans-1,3-Dichloropropene	ND		0.50	0.24	ug/L	8260B_SIM	01/16/11 00:17	eec	
Trichloroethene	ND		0.50	0.25	ug/L	8260B_SIM	01/16/11 00:17	eec	
Trichlorofluoromethane	ND		5.0	0.16	ug/L	8260B_SIM	01/16/11 00:17	eec	
Vinyl Acetate	ND		10	0.48	ug/L	8260B_SIM	01/16/11 00:17	eec	
Vinyl Chloride	ND		0.50	0.13	ug/L	8260B_SIM	01/16/11 00:17	eec	
Xylenes (m+p)	ND		0.50	0.36	ug/L	8260B_SIM	01/16/11 00:17	eec	
Xylenes (ortho)	ND		0.50	0.41	ug/L	8260B_SIM	01/16/11 00:17	eec	
1,4-Dioxane	ND		35	9.3	ug/L	8260B_SIM	01/16/11 00:17	eec	
Surrogate: 1,2-Dichloroethane-d4	102	%	80-124			EPA 8260B	01/16/11 00:17	eec	
Surrogate: Bromofluorobenzene	102	%	80-120			EPA 8260B	01/16/11 00:17	eec	
Surrogate: Toluene-d8	100	%	80-120			EPA 8260B	01/16/11 00:17	eec	
Semivolatile Organic Compounds by EPA 8270C SIM									
1,4-Dioxane	3.2		0.20	0.10	ug/L	EPA8270C M	01/13/11 17:52	KOS	

Client Name: Tetra Tech, Inc. - San Bernardino
Contact: Mark Feldman
Address: 301 E. Vanderbilt Way Suite 450
San Bernardino, CA 92408

Report Date: 18-Jan-2011

Project Name: Tetra-Tech Lockheed
Project Number: [none]

Work Order Number: A1A0597

Received on Ice (Y/N): Yes Temp: 3 °C

Laboratory Reference Number
A1A0597-03

Sample Description	Matrix	Sampled Date/Time	Received Date/Time
MW-18 LMC Beaumont Site 1	Liquid	01/06/11 10:33	01/07/11 7:30

Analyte(s)	Result	RDL	MDL	Units	Method	Analysis Date	Analyst	Flag
General Inorganics								
Perchlorate	1.2	0.10	0.071	ug/L*	EPA 332.0	01/12/11 11:00	aa	
Volatile Organic Compounds by EPA 8260B								
1,1,1-Trichloroethane	ND	0.50	0.12	ug/L	8260B_SIM	01/16/11 00:51	eec	
1,1,2,2-Tetrachloroethane	ND	0.50	0.29	ug/L	8260B_SIM	01/16/11 00:51	eec	
1,1,2-Trichloroethane	ND	0.50	0.31	ug/L	8260B_SIM	01/16/11 00:51	eec	
1,1-Dichloroethane	0.15	0.50	0.098	ug/L	8260B_SIM	01/16/11 00:51	eec	J
1,1-Dichloroethene	1.0	0.50	0.12	ug/L	8260B_SIM	01/16/11 00:51	eec	
1,2,3-Trichloropropane	ND	0.50	0.29	ug/L	8260B_SIM	01/16/11 00:51	eec	
1,2-Dichlorobenzene	ND	0.50	0.20	ug/L	8260B_SIM	01/16/11 00:51	eec	
1,2-Dichloroethane	ND	0.50	0.21	ug/L	8260B_SIM	01/16/11 00:51	eec	
1,2-Dichloropropane	ND	0.50	0.19	ug/L	8260B_SIM	01/16/11 00:51	eec	
1,3-Dichlorobenzene	ND	0.50	0.15	ug/L	8260B_SIM	01/16/11 00:51	eec	
1,4-Dichlorobenzene	ND	0.50	0.072	ug/L	8260B_SIM	01/16/11 00:51	eec	
2-Butanone(MEK)	ND	3.0	1.2	ug/L	8260B_SIM	01/16/11 00:51	eec	
2-Hexanone	ND	5.0	1.2	ug/L	8260B_SIM	01/16/11 00:51	eec	
4-Methyl-2-Pentanone(MIBK)	ND	5.0	0.95	ug/L	8260B_SIM	01/16/11 00:51	eec	
Acetone	ND	10	5.0	ug/L	8260B_SIM	01/16/11 00:51	eec	
Benzene	ND	0.50	0.14	ug/L	8260B_SIM	01/16/11 00:51	eec	
Bromodichloromethane	ND	0.50	0.11	ug/L	8260B_SIM	01/16/11 00:51	eec	
Bromoform	ND	1.0	0.50	ug/L	8260B_SIM	01/16/11 00:51	eec	
Bromomethane	ND	0.50	0.48	ug/L	8260B_SIM	01/16/11 00:51	eec	
Carbon Disulfide	ND	0.50	0.36	ug/L	8260B_SIM	01/16/11 00:51	eec	
Carbon Tetrachloride	ND	0.50	0.15	ug/L	8260B_SIM	01/16/11 00:51	eec	
Chlorobenzene	ND	0.50	0.23	ug/L	8260B_SIM	01/16/11 00:51	eec	
Chloroethane	ND	0.50	0.35	ug/L	8260B_SIM	01/16/11 00:51	eec	
Chloroform	ND	0.50	0.46	ug/L	8260B_SIM	01/16/11 00:51	eec	
Chloromethane	ND	0.50	0.36	ug/L	8260B_SIM	01/16/11 00:51	eec	
cis-1,2-Dichloroethene	ND	0.50	0.18	ug/L	8260B_SIM	01/16/11 00:51	eec	
cis-1,3-Dichloropropene	ND	0.50	0.30	ug/L	8260B_SIM	01/16/11 00:51	eec	
Dibromochloromethane	ND	0.50	0.37	ug/L	8260B_SIM	01/16/11 00:51	eec	
Ethylbenzene	ND	0.50	0.26	ug/L	8260B_SIM	01/16/11 00:51	eec	
Methyl tert Butyl Ether	ND	5.0	0.43	ug/L	8260B_SIM	01/16/11 00:51	eec	

E.S.BABCOCK&Sons,Inc.
Environmental Laboratories est 1906

Client Name: Tetra Tech, Inc. - San Bernardino
Contact: Mark Feldman
Address: 301 E. Vanderbilt Way Suite 450
San Bernardino, CA 92408

Report Date: 18-Jan-2011

Project Name: Tetra-Tech Lockheed
Project Number: [none]

Work Order Number: A1A0597

Received on Ice (Y/N): Yes Temp: 3 °C

Laboratory Reference Number
A1A0597-03

Sample Description	Matrix	Sampled Date/Time	Received Date/Time
MW-18 LMC Beaumont Site 1	Liquid	01/06/11 10:33	01/07/11 7:30

Analyte(s)	Result		RDL	MDL	Units	Method	Analysis Date	Analyst	Flag
Volatile Organic Compounds by EPA 8260B									
Methylene Chloride	ND		3.0	0.15	ug/L	8260B_SIM	01/16/11 00:51	eec	
Styrene	ND		0.50	0.22	ug/L	8260B_SIM	01/16/11 00:51	eec	
Tetrachloroethene	ND		0.50	0.23	ug/L	8260B_SIM	01/16/11 00:51	eec	
Toluene	ND		0.50	0.22	ug/L	8260B_SIM	01/16/11 00:51	eec	
trans-1,2-Dichloroethene	ND		0.50	0.10	ug/L	8260B_SIM	01/16/11 00:51	eec	
trans-1,3-Dichloropropene	ND		0.50	0.24	ug/L	8260B_SIM	01/16/11 00:51	eec	
Trichloroethene	0.97		0.50	0.25	ug/L	8260B_SIM	01/16/11 00:51	eec	
Trichlorofluoromethane	ND		5.0	0.16	ug/L	8260B_SIM	01/16/11 00:51	eec	
Vinyl Acetate	ND		10	0.48	ug/L	8260B_SIM	01/16/11 00:51	eec	
Vinyl Chloride	ND		0.50	0.13	ug/L	8260B_SIM	01/16/11 00:51	eec	
Xylenes (m+p)	ND		0.50	0.36	ug/L	8260B_SIM	01/16/11 00:51	eec	
Xylenes (ortho)	ND		0.50	0.41	ug/L	8260B_SIM	01/16/11 00:51	eec	
1,4-Dioxane	ND		35	9.3	ug/L	8260B_SIM	01/16/11 00:51	eec	
Surrogate: 1,2-Dichloroethane-d4	105	%	80-124			EPA 8260B	01/16/11 00:51	eec	
Surrogate: Bromofluorobenzene	102	%	80-120			EPA 8260B	01/16/11 00:51	eec	
Surrogate: Toluene-d8	99.4	%	80-120			EPA 8260B	01/16/11 00:51	eec	
Semivolatile Organic Compounds by EPA 8270C SIM									
1,4-Dioxane	3.7		0.20	0.10	ug/L	EPA8270C M	01/13/11 18:22	KOS	

E.S.BABCOCK&Sons,Inc.
Environmental Laboratories est 1906

Client Name: Tetra Tech, Inc. - San Bernardino
Contact: Mark Feldman
Address: 301 E. Vanderbilt Way Suite 450
San Bernardino, CA 92408

Report Date: 18-Jan-2011

Project Name: Tetra-Tech Lockheed
Project Number: [none]

Work Order Number: A1A0597

Received on Ice (Y/N): Yes Temp: 3 °C

Laboratory Reference Number
A1A0597-04

Sample Description	Matrix	Sampled Date/Time	Received Date/Time
MW-15 LMC Beaumont Site 1	Liquid	01/06/11 11:35	01/07/11 7:30

Analyte(s)	Result	RDL	MDL	Units	Method	Analysis Date	Analyst	Flag
General Inorganics								
Perchlorate	ND	0.10	0.071	ug/L*	EPA 332.0	01/12/11 11:00	aa	
Volatile Organic Compounds by EPA 8260B								
1,1,1-Trichloroethane	ND	0.50	0.12	ug/L	8260B_SIM	01/16/11 01:26	eec	
1,1,2,2-Tetrachloroethane	ND	0.50	0.29	ug/L	8260B_SIM	01/16/11 01:26	eec	
1,1,2-Trichloroethane	ND	0.50	0.31	ug/L	8260B_SIM	01/16/11 01:26	eec	
1,1-Dichloroethane	0.34	0.50	0.098	ug/L	8260B_SIM	01/16/11 01:26	eec	J
1,1-Dichloroethene	2.0	0.50	0.12	ug/L	8260B_SIM	01/16/11 01:26	eec	
1,2,3-Trichloropropane	ND	0.50	0.29	ug/L	8260B_SIM	01/16/11 01:26	eec	
1,2-Dichlorobenzene	ND	0.50	0.20	ug/L	8260B_SIM	01/16/11 01:26	eec	
1,2-Dichloroethane	ND	0.50	0.21	ug/L	8260B_SIM	01/16/11 01:26	eec	
1,2-Dichloropropane	ND	0.50	0.19	ug/L	8260B_SIM	01/16/11 01:26	eec	
1,3-Dichlorobenzene	ND	0.50	0.15	ug/L	8260B_SIM	01/16/11 01:26	eec	
1,4-Dichlorobenzene	ND	0.50	0.072	ug/L	8260B_SIM	01/16/11 01:26	eec	
2-Butanone(MEK)	ND	3.0	1.2	ug/L	8260B_SIM	01/16/11 01:26	eec	
2-Hexanone	ND	5.0	1.2	ug/L	8260B_SIM	01/16/11 01:26	eec	
4-Methyl-2-Pentanone(MIBK)	ND	5.0	0.95	ug/L	8260B_SIM	01/16/11 01:26	eec	
Acetone	ND	10	5.0	ug/L	8260B_SIM	01/16/11 01:26	eec	
Benzene	ND	0.50	0.14	ug/L	8260B_SIM	01/16/11 01:26	eec	
Bromodichloromethane	ND	0.50	0.11	ug/L	8260B_SIM	01/16/11 01:26	eec	
Bromoform	ND	1.0	0.50	ug/L	8260B_SIM	01/16/11 01:26	eec	
Bromomethane	ND	0.50	0.48	ug/L	8260B_SIM	01/16/11 01:26	eec	
Carbon Disulfide	ND	0.50	0.36	ug/L	8260B_SIM	01/16/11 01:26	eec	
Carbon Tetrachloride	ND	0.50	0.15	ug/L	8260B_SIM	01/16/11 01:26	eec	
Chlorobenzene	ND	0.50	0.23	ug/L	8260B_SIM	01/16/11 01:26	eec	
Chloroethane	ND	0.50	0.35	ug/L	8260B_SIM	01/16/11 01:26	eec	
Chloroform	ND	0.50	0.46	ug/L	8260B_SIM	01/16/11 01:26	eec	
Chloromethane	ND	0.50	0.36	ug/L	8260B_SIM	01/16/11 01:26	eec	
cis-1,2-Dichloroethene	0.30	0.50	0.18	ug/L	8260B_SIM	01/16/11 01:26	eec	J
cis-1,3-Dichloropropene	ND	0.50	0.30	ug/L	8260B_SIM	01/16/11 01:26	eec	
Dibromochloromethane	ND	0.50	0.37	ug/L	8260B_SIM	01/16/11 01:26	eec	
Ethylbenzene	ND	0.50	0.26	ug/L	8260B_SIM	01/16/11 01:26	eec	
Methyl tert Butyl Ether	ND	5.0	0.43	ug/L	8260B_SIM	01/16/11 01:26	eec	

E.S.BABCOCK&Sons,Inc.
Environmental Laboratories est 1906

Client Name: Tetra Tech, Inc. - San Bernardino
Contact: Mark Feldman
Address: 301 E. Vanderbilt Way Suite 450
San Bernardino, CA 92408

Report Date: 18-Jan-2011

Project Name: Tetra-Tech Lockheed
Project Number: [none]

Work Order Number: A1A0597

Received on Ice (Y/N): Yes Temp: 3 °C

Laboratory Reference Number
A1A0597-04

Sample Description	Matrix	Sampled Date/Time	Received Date/Time
MW-15 LMC Beaumont Site 1	Liquid	01/06/11 11:35	01/07/11 7:30

Analyte(s)	Result		RDL	MDL	Units	Method	Analysis Date	Analyst	Flag
Volatile Organic Compounds by EPA 8260B									
Methylene Chloride	ND		3.0	0.15	ug/L	8260B_SIM	01/16/11 01:26	eec	
Styrene	ND		0.50	0.22	ug/L	8260B_SIM	01/16/11 01:26	eec	
Tetrachloroethene	ND		0.50	0.23	ug/L	8260B_SIM	01/16/11 01:26	eec	
Toluene	ND		0.50	0.22	ug/L	8260B_SIM	01/16/11 01:26	eec	
trans-1,2-Dichloroethene	ND		0.50	0.10	ug/L	8260B_SIM	01/16/11 01:26	eec	
trans-1,3-Dichloropropene	ND		0.50	0.24	ug/L	8260B_SIM	01/16/11 01:26	eec	
Trichloroethene	1.2		0.50	0.25	ug/L	8260B_SIM	01/16/11 01:26	eec	
Trichlorofluoromethane	ND		5.0	0.16	ug/L	8260B_SIM	01/16/11 01:26	eec	
Vinyl Acetate	ND		10	0.48	ug/L	8260B_SIM	01/16/11 01:26	eec	
Vinyl Chloride	ND		0.50	0.13	ug/L	8260B_SIM	01/16/11 01:26	eec	
Xylenes (m+p)	ND		0.50	0.36	ug/L	8260B_SIM	01/16/11 01:26	eec	
Xylenes (ortho)	ND		0.50	0.41	ug/L	8260B_SIM	01/16/11 01:26	eec	
1,4-Dioxane	ND		35	9.3	ug/L	8260B_SIM	01/16/11 01:26	eec	
Surrogate: 1,2-Dichloroethane-d4	101	%	80-124			EPA 8260B	01/16/11 01:26	eec	
Surrogate: Bromofluorobenzene	99.0	%	80-120			EPA 8260B	01/16/11 01:26	eec	
Surrogate: Toluene-d8	100	%	80-120			EPA 8260B	01/16/11 01:26	eec	
Semivolatile Organic Compounds by EPA 8270C SIM									
1,4-Dioxane	5.9		0.20	0.10	ug/L	EPA8270C M	01/13/11 18:53	KOS	

E.S.BABCOCK&Sons,Inc.
Environmental Laboratories est 1906

Client Name: Tetra Tech, Inc. - San Bernardino
Contact: Mark Feldman
Address: 301 E. Vanderbilt Way Suite 450
San Bernardino, CA 92408

Report Date: 18-Jan-2011

Project Name: Tetra-Tech Lockheed
Project Number: [none]

Work Order Number: A1A0597

Received on Ice (Y/N): Yes Temp: 3 °C

Laboratory Reference Number
A1A0597-05

Sample Description	Matrix	Sampled Date/Time	Received Date/Time
MW-60B LMC Beaumont Site 1	Liquid	01/06/11 12:46	01/07/11 7:30

Analyte(s)	Result	RDL	MDL	Units	Method	Analysis Date	Analyst	Flag
General Inorganics								
Perchlorate	1100	5.0	3.5	ug/L*	EPA 332.0	01/12/11 19:27	aa	
Volatile Organic Compounds by EPA 8260B								
1,1,1-Trichloroethane	ND	0.50	0.12	ug/L	8260B_SIM	01/16/11 02:01	eec	
1,1,2,2-Tetrachloroethane	ND	0.50	0.29	ug/L	8260B_SIM	01/16/11 02:01	eec	
1,1,2-Trichloroethane	ND	0.50	0.31	ug/L	8260B_SIM	01/16/11 02:01	eec	
1,1-Dichloroethane	0.53	0.50	0.098	ug/L	8260B_SIM	01/16/11 02:01	eec	
1,1-Dichloroethene	43	0.50	0.12	ug/L	8260B_SIM	01/16/11 02:01	eec	
1,2,3-Trichloropropane	ND	0.50	0.29	ug/L	8260B_SIM	01/16/11 02:01	eec	
1,2-Dichlorobenzene	ND	0.50	0.20	ug/L	8260B_SIM	01/16/11 02:01	eec	
1,2-Dichloroethane	0.61	0.50	0.21	ug/L	8260B_SIM	01/16/11 02:01	eec	
1,2-Dichloropropane	ND	0.50	0.19	ug/L	8260B_SIM	01/16/11 02:01	eec	
1,3-Dichlorobenzene	ND	0.50	0.15	ug/L	8260B_SIM	01/16/11 02:01	eec	
1,4-Dichlorobenzene	ND	0.50	0.072	ug/L	8260B_SIM	01/16/11 02:01	eec	
2-Butanone(MEK)	ND	3.0	1.2	ug/L	8260B_SIM	01/16/11 02:01	eec	
2-Hexanone	ND	5.0	1.2	ug/L	8260B_SIM	01/16/11 02:01	eec	
4-Methyl-2-Pentanone(MIBK)	ND	5.0	0.95	ug/L	8260B_SIM	01/16/11 02:01	eec	
Acetone	ND	10	5.0	ug/L	8260B_SIM	01/16/11 02:01	eec	
Benzene	ND	0.50	0.14	ug/L	8260B_SIM	01/16/11 02:01	eec	
Bromodichloromethane	ND	0.50	0.11	ug/L	8260B_SIM	01/16/11 02:01	eec	
Bromoform	ND	1.0	0.50	ug/L	8260B_SIM	01/16/11 02:01	eec	
Bromomethane	ND	0.50	0.48	ug/L	8260B_SIM	01/16/11 02:01	eec	
Carbon Disulfide	ND	0.50	0.36	ug/L	8260B_SIM	01/16/11 02:01	eec	
Carbon Tetrachloride	ND	0.50	0.15	ug/L	8260B_SIM	01/16/11 02:01	eec	
Chlorobenzene	ND	0.50	0.23	ug/L	8260B_SIM	01/16/11 02:01	eec	
Chloroethane	ND	0.50	0.35	ug/L	8260B_SIM	01/16/11 02:01	eec	
Chloroform	ND	0.50	0.46	ug/L	8260B_SIM	01/16/11 02:01	eec	
Chloromethane	ND	0.50	0.36	ug/L	8260B_SIM	01/16/11 02:01	eec	
cis-1,2-Dichloroethene	ND	0.50	0.18	ug/L	8260B_SIM	01/16/11 02:01	eec	
cis-1,3-Dichloropropene	ND	0.50	0.30	ug/L	8260B_SIM	01/16/11 02:01	eec	
Dibromochloromethane	ND	0.50	0.37	ug/L	8260B_SIM	01/16/11 02:01	eec	
Ethylbenzene	ND	0.50	0.26	ug/L	8260B_SIM	01/16/11 02:01	eec	
Methyl tert Butyl Ether	ND	5.0	0.43	ug/L	8260B_SIM	01/16/11 02:01	eec	

Client Name: Tetra Tech, Inc. - San Bernardino
Contact: Mark Feldman
Address: 301 E. Vanderbilt Way Suite 450
San Bernardino, CA 92408

Report Date: 18-Jan-2011

Project Name: Tetra-Tech Lockheed
Project Number: [none]

Work Order Number: A1A0597

Received on Ice (Y/N): Yes Temp: 3 °C

Laboratory Reference Number
A1A0597-05

Sample Description	Matrix	Sampled Date/Time	Received Date/Time
MW-60B LMC Beaumont Site 1	Liquid	01/06/11 12:46	01/07/11 7:30

Analyte(s)	Result		RDL	MDL	Units	Method	Analysis Date	Analyst	Flag
Volatile Organic Compounds by EPA 8260B									
Methylene Chloride	0.16		3.0	0.15	ug/L	8260B_SIM	01/16/11 02:01	eec	J
Styrene	ND		0.50	0.22	ug/L	8260B_SIM	01/16/11 02:01	eec	
Tetrachloroethene	ND		0.50	0.23	ug/L	8260B_SIM	01/16/11 02:01	eec	
Toluene	ND		0.50	0.22	ug/L	8260B_SIM	01/16/11 02:01	eec	
trans-1,2-Dichloroethene	ND		0.50	0.10	ug/L	8260B_SIM	01/16/11 02:01	eec	
trans-1,3-Dichloropropene	ND		0.50	0.24	ug/L	8260B_SIM	01/16/11 02:01	eec	
Trichloroethene	14		0.50	0.25	ug/L	8260B_SIM	01/16/11 02:01	eec	
Trichlorofluoromethane	ND		5.0	0.16	ug/L	8260B_SIM	01/16/11 02:01	eec	
Vinyl Acetate	ND		10	0.48	ug/L	8260B_SIM	01/16/11 02:01	eec	
Vinyl Chloride	ND		0.50	0.13	ug/L	8260B_SIM	01/16/11 02:01	eec	
Xylenes (m+p)	ND		0.50	0.36	ug/L	8260B_SIM	01/16/11 02:01	eec	
Xylenes (ortho)	ND		0.50	0.41	ug/L	8260B_SIM	01/16/11 02:01	eec	
1,4-Dioxane	ND		35	9.3	ug/L	8260B_SIM	01/16/11 02:01	eec	
Surrogate: 1,2-Dichloroethane-d4	102	%	80-124			EPA 8260B	01/16/11 02:01	eec	
Surrogate: Bromofluorobenzene	103	%	80-120			EPA 8260B	01/16/11 02:01	eec	
Surrogate: Toluene-d8	100	%	80-120			EPA 8260B	01/16/11 02:01	eec	
Semivolatile Organic Compounds by EPA 8270C SIM									
1,4-Dioxane	11		0.20	0.10	ug/L	EPA8270C M	01/14/11 14:22	KOS	

E.S.BABCOCK&Sons,Inc.
Environmental Laboratories est 1906

Client Name: Tetra Tech, Inc. - San Bernardino
Contact: Mark Feldman
Address: 301 E. Vanderbilt Way Suite 450
San Bernardino, CA 92408

Report Date: 18-Jan-2011

Project Name: Tetra-Tech Lockheed
Project Number: [none]

Work Order Number: A1A0597

Received on Ice (Y/N): Yes Temp: 3 °C

Laboratory Reference Number
A1A0597-06

Sample Description	Matrix	Sampled Date/Time	Received Date/Time
MW-60A LMC Beaumont Site 1	Liquid	01/06/11 13:40	01/07/11 7:30

Analyte(s)	Result	RDL	MDL	Units	Method	Analysis Date	Analyst	Flag
General Inorganics								
Perchlorate	4700	10	7.1	ug/L*	EPA 332.0	01/12/11 19:27	aa	
Volatile Organic Compounds by EPA 8260B								
1,1,1-Trichloroethane	0.45	0.50	0.12	ug/L	8260B_SIM	01/16/11 04:54	eec	J
1,1,2,2-Tetrachloroethane	ND	0.50	0.29	ug/L	8260B_SIM	01/16/11 04:54	eec	
1,1,2-Trichloroethane	1.7	0.50	0.31	ug/L	8260B_SIM	01/16/11 04:54	eec	
1,1-Dichloroethane	5.2	0.50	0.098	ug/L	8260B_SIM	01/16/11 04:54	eec	
1,1-Dichloroethene	430	5.0	1.2	ug/L	8260B_SIM	01/16/11 04:20	eec	
1,2,3-Trichloropropane	ND	0.50	0.29	ug/L	8260B_SIM	01/16/11 04:54	eec	
1,2-Dichlorobenzene	ND	0.50	0.20	ug/L	8260B_SIM	01/16/11 04:54	eec	
1,2-Dichloroethane	7.4	0.50	0.21	ug/L	8260B_SIM	01/16/11 04:54	eec	
1,2-Dichloropropane	ND	0.50	0.19	ug/L	8260B_SIM	01/16/11 04:54	eec	
1,3-Dichlorobenzene	ND	0.50	0.15	ug/L	8260B_SIM	01/16/11 04:54	eec	
1,4-Dichlorobenzene	ND	0.50	0.072	ug/L	8260B_SIM	01/16/11 04:54	eec	
2-Butanone(MEK)	ND	3.0	1.2	ug/L	8260B_SIM	01/16/11 04:54	eec	
2-Hexanone	ND	5.0	1.2	ug/L	8260B_SIM	01/16/11 04:54	eec	
4-Methyl-2-Pentanone(MIBK)	ND	5.0	0.95	ug/L	8260B_SIM	01/16/11 04:54	eec	
Acetone	ND	10	5.0	ug/L	8260B_SIM	01/16/11 04:54	eec	
Benzene	0.26	0.50	0.14	ug/L	8260B_SIM	01/16/11 04:54	eec	J
Bromodichloromethane	ND	0.50	0.11	ug/L	8260B_SIM	01/16/11 04:54	eec	
Bromoform	ND	1.0	0.50	ug/L	8260B_SIM	01/16/11 04:54	eec	
Bromomethane	ND	0.50	0.48	ug/L	8260B_SIM	01/16/11 04:54	eec	
Carbon Disulfide	ND	0.50	0.36	ug/L	8260B_SIM	01/16/11 04:54	eec	
Carbon Tetrachloride	0.48	0.50	0.15	ug/L	8260B_SIM	01/16/11 04:54	eec	J
Chlorobenzene	ND	0.50	0.23	ug/L	8260B_SIM	01/16/11 04:54	eec	
Chloroethane	ND	0.50	0.35	ug/L	8260B_SIM	01/16/11 04:54	eec	
Chloroform	2.6	0.50	0.46	ug/L	8260B_SIM	01/16/11 04:54	eec	
Chloromethane	ND	0.50	0.36	ug/L	8260B_SIM	01/16/11 04:54	eec	
cis-1,2-Dichloroethene	2.5	0.50	0.18	ug/L	8260B_SIM	01/16/11 04:54	eec	
cis-1,3-Dichloropropene	ND	0.50	0.30	ug/L	8260B_SIM	01/16/11 04:54	eec	
Dibromochloromethane	ND	0.50	0.37	ug/L	8260B_SIM	01/16/11 04:54	eec	
Ethylbenzene	ND	0.50	0.26	ug/L	8260B_SIM	01/16/11 04:54	eec	
Methyl tert Butyl Ether	ND	5.0	0.43	ug/L	8260B_SIM	01/16/11 04:54	eec	

Client Name: Tetra Tech, Inc. - San Bernardino
Contact: Mark Feldman
Address: 301 E. Vanderbilt Way Suite 450
San Bernardino, CA 92408

Report Date: 18-Jan-2011

Project Name: Tetra-Tech Lockheed
Project Number: [none]

Work Order Number: A1A0597

Received on Ice (Y/N): Yes Temp: 3 °C

Laboratory Reference Number
A1A0597-06

Sample Description	Matrix	Sampled Date/Time	Received Date/Time
MW-60A LMC Beaumont Site 1	Liquid	01/06/11 13:40	01/07/11 7:30

Analyte(s)	Result	RDL	MDL	Units	Method	Analysis Date	Analyst	Flag
Volatile Organic Compounds by EPA 8260B								
Methylene Chloride	0.20	3.0	0.15	ug/L	8260B_SIM	01/16/11 04:54	eec	J
Styrene	ND	0.50	0.22	ug/L	8260B_SIM	01/16/11 04:54	eec	
Tetrachloroethene	0.44	0.50	0.23	ug/L	8260B_SIM	01/16/11 04:54	eec	J
Toluene	ND	0.50	0.22	ug/L	8260B_SIM	01/16/11 04:54	eec	
trans-1,2-Dichloroethene	0.20	0.50	0.10	ug/L	8260B_SIM	01/16/11 04:54	eec	J
trans-1,3-Dichloropropene	ND	0.50	0.24	ug/L	8260B_SIM	01/16/11 04:54	eec	
Trichloroethene	290	5.0	2.5	ug/L	8260B_SIM	01/16/11 04:20	eec	
Trichlorofluoromethane	ND	5.0	0.16	ug/L	8260B_SIM	01/16/11 04:54	eec	
Vinyl Acetate	ND	10	0.48	ug/L	8260B_SIM	01/16/11 04:54	eec	
Vinyl Chloride	ND	0.50	0.13	ug/L	8260B_SIM	01/16/11 04:54	eec	
Xylenes (m+p)	ND	0.50	0.36	ug/L	8260B_SIM	01/16/11 04:54	eec	
Xylenes (ortho)	ND	0.50	0.41	ug/L	8260B_SIM	01/16/11 04:54	eec	
1,4-Dioxane	160	350	93	ug/L	8260B_SIM	01/16/11 04:20	eec	J
Surrogate: 1,2-Dichloroethane-d4	102 %	80-124			EPA 8260B	01/16/11 04:54	eec	
Surrogate: Bromofluorobenzene	99.0 %	80-120			EPA 8260B	01/16/11 04:54	eec	
Surrogate: Toluene-d8	100 %	80-120			EPA 8260B	01/16/11 04:54	eec	
Semivolatile Organic Compounds by EPA 8270C SIM								
1,4-Dioxane	140	2.0	1.0	ug/L	EPA8270C M	01/13/11 19:24	KOS	

E.S.BABCOCK&Sons,Inc.
Environmental Laboratories est 1906

Client Name: Tetra Tech, Inc. - San Bernardino
Contact: Mark Feldman
Address: 301 E. Vanderbilt Way Suite 450
San Bernardino, CA 92408

Report Date: 18-Jan-2011

Project Name: Tetra-Tech Lockheed
Project Number: [none]

Work Order Number: A1A0597

Received on Ice (Y/N): Yes Temp: 3 °C

General Inorganics - Batch Quality Control

Analyte(s)	Result	RDL	MDL	Units	Spike Level	Source Result	%REC	%REC Limits	RPD	RPD Limit	Flag
Batch 1A10040 - Analyzed as received											
Blank (1A10040-BLK1)					Prepared: 01/10/11 Analyzed: 01/12/11						
Perchlorate	ND	0.10	0.071	ug/L*							
LCS (1A10040-BS1)					Prepared: 01/10/11 Analyzed: 01/12/11						
Perchlorate	5.47	0.10	0.071	ug/L*	5.00		109	80-120			
Duplicate (1A10040-DUP1)					**Source: A1A0597-03** Prepared: 01/10/11 Analyzed: 01/12/11						
Perchlorate	1.24	0.10	0.071	ug/L*		1.17			5.67	20	
Matrix Spike (1A10040-MS1)					**Source: A1A0597-03** Prepared: 01/10/11 Analyzed: 01/12/11						
Perchlorate	6.48	0.10	0.071	ug/L*	5.00	1.17	106	80-120			
Matrix Spike Dup (1A10040-MSD1)					**Source: A1A0597-03** Prepared: 01/10/11 Analyzed: 01/12/11						
Perchlorate	6.28	0.10	0.071	ug/L*	5.00	1.17	102	80-120	3.18	20	

Client Name: Tetra Tech, Inc. - San Bernardino
Contact: Mark Feldman
Address: 301 E. Vanderbilt Way Suite 450
San Bernardino, CA 92408

Report Date: 18-Jan-2011

Project Name: Tetra-Tech Lockheed
Project Number: [none]

Work Order Number: A1A0597

Received on Ice (Y/N): Yes Temp: 3 °C

Volatile Organic Compounds by EPA 8260B - Batch Quality Control

Analyte(s)	Result	RDL	MDL	Units	Spike Level	Source Result	%REC	%REC Limits	RPD	RPD Limit	Flag
Batch 1A14007 - Purge and Trap											
Blank (1A14007-BLK1)					Prepared: 01/14/11 Analyzed: 01/15/11						
1,1,1-Trichloroethane	ND	0.50	0.12	ug/L							
1,1,2,2-Tetrachloroethane	ND	0.50	0.29	ug/L							
1,1,2-Trichloroethane	ND	0.50	0.31	ug/L							
1,1-Dichloroethane	ND	0.50	0.098	ug/L							
1,1-Dichloroethene	ND	0.50	0.12	ug/L							
1,2,3-Trichloropropane	ND	0.50	0.29	ug/L							
1,2-Dichlorobenzene	ND	0.50	0.20	ug/L							
1,2-Dichloroethane	ND	0.50	0.21	ug/L							
1,2-Dichloropropane	ND	0.50	0.19	ug/L							
1,3-Dichlorobenzene	ND	0.50	0.15	ug/L							
1,4-Dichlorobenzene	ND	0.50	0.072	ug/L							
2-Butanone(MEK)	ND	3.0	1.2	ug/L							
2-Hexanone	ND	5.0	1.2	ug/L							
4-Methyl-2-Pentanone(MIBK)	ND	5.0	0.95	ug/L							
Acetone	ND	10	5.0	ug/L							
Benzene	ND	0.50	0.14	ug/L							
Bromodichloromethane	ND	0.50	0.11	ug/L							
Bromoform	ND	1.0	0.50	ug/L							
Bromomethane	ND	0.50	0.48	ug/L							
Carbon Disulfide	ND	0.50	0.36	ug/L							
Carbon Tetrachloride	ND	0.50	0.15	ug/L							
Chlorobenzene	ND	0.50	0.23	ug/L							
Chloroethane	ND	0.50	0.35	ug/L							
Chloroform	ND	0.50	0.46	ug/L							
Chloromethane	ND	0.50	0.36	ug/L							
cis-1,2-Dichloroethene	ND	0.50	0.18	ug/L							
cis-1,3-Dichloropropene	ND	0.50	0.30	ug/L							
Dibromochloromethane	ND	0.50	0.37	ug/L							
Ethylbenzene	ND	0.50	0.26	ug/L							
Methyl tert Butyl Ether	ND	5.0	0.43	ug/L							
Methylene Chloride	ND	3.0	0.15	ug/L							
Styrene	ND	0.50	0.22	ug/L							
Tetrachloroethene	ND	0.50	0.23	ug/L							
Toluene	ND	0.50	0.22	ug/L							
trans-1,2-Dichloroethene	ND	0.50	0.10	ug/L							
trans-1,3-Dichloropropene	ND	0.50	0.24	ug/L							

Client Name: Tetra Tech, Inc. - San Bernardino
Contact: Mark Feldman
Address: 301 E. Vanderbilt Way Suite 450
San Bernardino, CA 92408

Report Date: 18-Jan-2011

Project Name: Tetra-Tech Lockheed
Project Number: [none]

Work Order Number: A1A0597

Received on Ice (Y/N): Yes Temp: 3 °C

Volatile Organic Compounds by EPA 8260B - Batch Quality Control

Analyte(s)	Result	RDL	MDL	Units	Spike Level	Source Result	%REC	%REC Limits	RPD	RPD Limit	Flag
Batch 1A14007 - Purge and Trap											
Blank (1A14007-BLK1)					Prepared: 01/14/11 Analyzed: 01/15/11						
Trichloroethene	ND	0.50	0.25	ug/L							
Trichlorofluoromethane	ND	5.0	0.16	ug/L							
Vinyl Acetate	ND	10	0.48	ug/L							
Vinyl Chloride	ND	0.50	0.13	ug/L							
Xylenes (m+p)	ND	0.50	0.36	ug/L							
Xylenes (ortho)	ND	0.50	0.41	ug/L							
1,4-Dioxane	ND	35	9.3	ug/L							
Surrogate: 1,2-Dichloroethane-d4	*10.3*			ug/L	*10.0*		*103*	*80-124*			
Surrogate: Bromofluorobenzene	*10.3*			ug/L	*10.0*		*103*	*80-120*			
Surrogate: Toluene-d8	*9.91*			ug/L	*10.0*		*99.1*	*80-120*			
LCS (1A14007-BS1)					Prepared: 01/14/11 Analyzed: 01/15/11						
1,1-Dichloroethane	22.0	0.50	0.098	ug/L	25.0		88.0	76-130			
1,1-Dichloroethene	22.2	0.50	0.12	ug/L	25.0		88.6	70-130			
1,4-Dichlorobenzene	24.7	0.50	0.072	ug/L	25.0		98.7	79-130			
Benzene	23.8	0.50	0.14	ug/L	25.0		95.1	70-130			
Bromodichloromethane	24.4	0.50	0.11	ug/L	25.0		97.7	70-130			
Bromoform	23.7	1.0	0.50	ug/L	25.0		94.8	70-130			
Chloroform	24.3	0.50	0.46	ug/L	25.0		97.2	70-130			
Dibromochloromethane	25.7	0.50	0.37	ug/L	25.0		103	70-130			
Ethylbenzene	24.3	0.50	0.26	ug/L	25.0		97.2	70-130			
Methyl tert Butyl Ether	23.7	5.0	0.43	ug/L	25.0		95.0	70-130			
Tetrachloroethene	22.0	0.50	0.23	ug/L	25.0		88.0	70-130			
Toluene	23.9	0.50	0.22	ug/L	25.0		95.5	70-130			
Trichloroethene	23.4	0.50	0.25	ug/L	25.0		93.5	70-130			
Vinyl Chloride	24.6	0.50	0.13	ug/L	25.0		98.4	70-130			
Xylenes (m+p)	48.8	0.50	0.36	ug/L	50.0		97.6	70-130			
Xylenes (ortho)	24.5	0.50	0.41	ug/L	25.0		98.2	70-130			
Surrogate: 1,2-Dichloroethane-d4	*10.0*			ug/L	*10.0*		*100*	*80-124*			
Surrogate: Bromofluorobenzene	*9.86*			ug/L	*10.0*		*98.6*	*80-120*			
Surrogate: Toluene-d8	*9.93*			ug/L	*10.0*		*99.3*	*80-120*			

Client Name: Tetra Tech, Inc. - San Bernardino
Contact: Mark Feldman
Address: 301 E. Vanderbilt Way Suite 450
San Bernardino, CA 92408

Report Date: 18-Jan-2011

Project Name: Tetra-Tech Lockheed
Project Number: [none]

Work Order Number: A1A0597

Received on Ice (Y/N): Yes Temp: 3 °C

Volatile Organic Compounds by EPA 8260B - Batch Quality Control

Analyte(s)	Result	RDL	MDL	Units	Spike Level	Source Result	%REC	%REC Limits	RPD	RPD Limit	Flag
Batch 1A14007 - Purge and Trap											
LCS Dup (1A14007-BSD1)					Prepared: 01/14/11		Analyzed: 01/15/11				
1,1-Dichloroethane	22.0	0.50	0.098	ug/L	25.0		88.0	76-130	0.0455	20	
1,1-Dichloroethene	22.0	0.50	0.12	ug/L	25.0		88.0	70-130	0.679	20	
1,4-Dichlorobenzene	24.1	0.50	0.072	ug/L	25.0		96.6	79-130	2.17	20	
Benzene	23.6	0.50	0.14	ug/L	25.0		94.5	70-130	0.591	20	
Bromodichloromethane	24.3	0.50	0.11	ug/L	25.0		97.2	70-130	0.451	20	
Bromoform	23.7	1.0	0.50	ug/L	25.0		94.9	70-130	0.126	20	
Chloroform	24.1	0.50	0.46	ug/L	25.0		96.4	70-130	0.827	20	
Dibromochloromethane	25.5	0.50	0.37	ug/L	25.0		102	70-130	0.547	20	
Ethylbenzene	23.5	0.50	0.26	ug/L	25.0		94.0	70-130	3.35	20	
Methyl tert Butyl Ether	24.7	5.0	0.43	ug/L	25.0		98.8	70-130	3.96	20	
Tetrachloroethene	21.5	0.50	0.23	ug/L	25.0		85.9	70-130	2.48	20	
Toluene	23.4	0.50	0.22	ug/L	25.0		93.4	70-130	2.24	20	
Trichloroethene	23.1	0.50	0.25	ug/L	25.0		92.2	70-130	1.38	20	
Vinyl Chloride	24.0	0.50	0.13	ug/L	25.0		96.2	70-130	2.34	20	
Xylenes (m+p)	48.1	0.50	0.36	ug/L	50.0		96.1	70-130	1.51	20	
Xylenes (ortho)	24.1	0.50	0.41	ug/L	25.0		96.4	70-130	1.81	20	
Surrogate: 1,2-Dichloroethane-d4	*10.1*			ug/L	*10.0*		*101*	*80-124*			
Surrogate: Bromofluorobenzene	*9.81*			ug/L	*10.0*		*98.1*	*80-120*			
Surrogate: Toluene-d8	*10.0*			ug/L	*10.0*		*100*	*80-120*			
Matrix Spike (1A14007-MS1)				**Source: A1A0597-03**	Prepared: 01/14/11		Analyzed: 01/15/11				
1,1-Dichloroethane	23.0	0.50	0.098	ug/L	25.0	0.150	91.4	70-130			
1,1-Dichloroethene	24.7	0.50	0.12	ug/L	25.0	1.04	94.7	70-130			
1,4-Dichlorobenzene	25.1	0.50	0.072	ug/L	25.0	ND	100	70-130			
Benzene	24.5	0.50	0.14	ug/L	25.0	ND	97.9	70-130			
Bromodichloromethane	24.6	0.50	0.11	ug/L	25.0	ND	98.6	70-130			
Bromoform	23.6	1.0	0.50	ug/L	25.0	ND	94.2	70-130			
Chloroform	25.1	0.50	0.46	ug/L	25.0	ND	100	70-130			
Dibromochloromethane	25.9	0.50	0.37	ug/L	25.0	ND	104	70-130			
Ethylbenzene	24.4	0.50	0.26	ug/L	25.0	ND	97.4	70-130			
Methyl tert Butyl Ether	25.3	5.0	0.43	ug/L	25.0	ND	101	70-130			
Tetrachloroethene	23.0	0.50	0.23	ug/L	25.0	ND	92.2	70-130			
Toluene	24.0	0.50	0.22	ug/L	25.0	ND	96.1	70-130			
Trichloroethene	25.0	0.50	0.25	ug/L	25.0	0.970	96.0	70-130			
Vinyl Chloride	26.4	0.50	0.13	ug/L	25.0	ND	106	70-130			
Xylenes (m+p)	49.8	0.50	0.36	ug/L	50.0	ND	99.6	70-130			
Xylenes (ortho)	24.8	0.50	0.41	ug/L	25.0	ND	99.1	70-130			

Client Name: Tetra Tech, Inc. - San Bernardino
Contact: Mark Feldman
Address: 301 E. Vanderbilt Way Suite 450
San Bernardino, CA 92408

Report Date: 18-Jan-2011

Project Name: Tetra-Tech Lockheed
Project Number: [none]

Work Order Number: A1A0597

Received on Ice (Y/N): Yes Temp: 3 °C

Volatile Organic Compounds by EPA 8260B - Batch Quality Control

Analyte(s)	Result	RDL	MDL	Units	Spike Level	Source Result	%REC	%REC Limits	RPD	RPD Limit	Flag
Batch 1A14007 - Purge and Trap											
Matrix Spike (1A14007-MS1)		**Source: A1A0597-03**			Prepared: 01/14/11		Analyzed: 01/15/11				
Surrogate: 1,2-Dichloroethane-d4	*9.87*			ug/L	*10.0*		*98.7*	*80-124*			
Surrogate: Bromofluorobenzene	*9.75*			ug/L	*10.0*		*97.5*	*80-120*			
Surrogate: Toluene-d8	*9.79*			ug/L	*10.0*		*97.9*	*80-120*			
Matrix Spike Dup (1A14007-MSD1)		**Source: A1A0597-03**			Prepared: 01/14/11		Analyzed: 01/15/11				
1,1-Dichloroethane	24.4	0.50	0.098	ug/L	25.0	0.150	96.9	70-130	5.78	40	
1,1-Dichloroethene	25.8	0.50	0.12	ug/L	25.0	1.04	99.1	70-130	4.35	40	
1,4-Dichlorobenzene	26.4	0.50	0.072	ug/L	25.0	ND	105	70-130	4.97	40	
Benzene	25.7	0.50	0.14	ug/L	25.0	ND	103	70-130	5.02	40	
Bromodichloromethane	26.3	0.50	0.11	ug/L	25.0	ND	105	70-130	6.44	40	
Bromoform	25.2	1.0	0.50	ug/L	25.0	ND	101	70-130	6.61	40	
Chloroform	26.0	0.50	0.46	ug/L	25.0	ND	104	70-130	3.41	40	
Dibromochloromethane	27.3	0.50	0.37	ug/L	25.0	ND	109	70-130	5.26	40	
Ethylbenzene	25.8	0.50	0.26	ug/L	25.0	ND	103	70-130	5.86	40	
Methyl tert Butyl Ether	25.9	5.0	0.43	ug/L	25.0	ND	104	70-130	2.30	40	
Tetrachloroethene	24.1	0.50	0.23	ug/L	25.0	ND	96.5	70-130	4.62	40	
Toluene	25.4	0.50	0.22	ug/L	25.0	ND	102	70-130	5.58	40	
Trichloroethene	26.4	0.50	0.25	ug/L	25.0	0.970	102	70-130	5.57	40	
Vinyl Chloride	27.5	0.50	0.13	ug/L	25.0	ND	110	70-130	4.19	40	
Xylenes (m+p)	52.9	0.50	0.36	ug/L	50.0	ND	106	70-130	6.04	40	
Xylenes (ortho)	26.4	0.50	0.41	ug/L	25.0	ND	106	70-130	6.25	40	
Surrogate: 1,2-Dichloroethane-d4	*10.0*			ug/L	*10.0*		*100*	*80-124*			
Surrogate: Bromofluorobenzene	*9.82*			ug/L	*10.0*		*98.2*	*80-120*			
Surrogate: Toluene-d8	*9.90*			ug/L	*10.0*		*99.0*	*80-120*			

Client Name: Tetra Tech, Inc. - San Bernardino
Contact: Mark Feldman
Address: 301 E. Vanderbilt Way Suite 450
San Bernardino, CA 92408

Report Date: 18-Jan-2011

Project Name: Tetra-Tech Lockheed
Project Number: [none]

Work Order Number: A1A0597

Received on Ice (Y/N): Yes Temp: 3 °C

Semivolatile Organic Compounds by EPA 8270C SIM - Batch Quality Control

Analyte(s)	Result	RDL	MDL	Units	Spike Level	Source Result	%REC	%REC Limits	RPD	RPD Limit	Flag
Batch 1A10029 - EPA 3520C											
Blank (1A10029-BLK1)					Prepared: 01/10/11 Analyzed: 01/13/11						
1,4-Dioxane	ND	0.20	0.10	ug/L							
LCS (1A10029-BS1)					Prepared: 01/10/11 Analyzed: 01/13/11						
1,4-Dioxane	1.04	0.20	0.10	ug/L	1.00		104	85-127			
LCS Dup (1A10029-BSD1)					Prepared: 01/10/11 Analyzed: 01/13/11						
1,4-Dioxane	1.04	0.20	0.10	ug/L	1.00		104	85-127	0.00	20	
Matrix Spike (1A10029-MS1)				**Source: A1A0597-06**	Prepared: 01/10/11 Analyzed: 01/13/11						
1,4-Dioxane	163	2.0	1.0	ug/L	10.0	142	207	63-142			QM-5X
Matrix Spike Dup (1A10029-MSD1)				**Source: A1A0597-06**	Prepared: 01/10/11 Analyzed: 01/13/11						
1,4-Dioxane	175	2.0	1.0	ug/L	10.0	142	325	63-142	6.98	40	QM-5X
Batch 1A11004 - EPA 3520C											
Blank (1A11004-BLK1)					Prepared: 01/11/11 Analyzed: 01/14/11						
1,4-Dioxane	ND	0.20	0.10	ug/L							
LCS (1A11004-BS1)					Prepared: 01/11/11 Analyzed: 01/14/11						
1,4-Dioxane	1.08	0.20	0.10	ug/L	1.00		108	85-127			
LCS Dup (1A11004-BSD1)					Prepared: 01/11/11 Analyzed: 01/14/11						
1,4-Dioxane	1.06	0.20	0.10	ug/L	1.00		106	85-127	1.87	20	
Matrix Spike (1A11004-MS1)				**Source: A1A0788-01**	Prepared: 01/11/11 Analyzed: 01/14/11						
1,4-Dioxane	1.58	0.20	0.10	ug/L	1.05	0.472	105	63-142			

Client Name: Tetra Tech, Inc. - San Bernardino
Contact: Mark Feldman
Address: 301 E. Vanderbilt Way Suite 450
San Bernardino, CA 92408

Report Date: 18-Jan-2011

Project Name: Tetra-Tech Lockheed
Project Number: [none]

Work Order Number: A1A0597

Received on Ice (Y/N): Yes Temp: 3 °C

Semivolatile Organic Compounds by EPA 8270C SIM - Batch Quality Control

Analyte(s)	Result	RDL	MDL	Units	Spike Level	Source Result	%REC	%REC Limits	RPD	RPD Limit	Flag
Batch 1A11004 - EPA 3520C											
Matrix Spike Dup (1A11004-MSD1)		**Source: A1A0788-01**			Prepared: 01/11/11	Analyzed: 01/14/11					
1,4-Dioxane	1.61	0.20	0.10	ug/L	1.05	0.472	108	63-142	1.98	40	

Client Name: Tetra Tech, Inc. - San Bernardino
Contact: Mark Feldman
Address: 301 E. Vanderbilt Way Suite 450
San Bernardino, CA 92408

Report Date: 18-Jan-2011

Project Name: Tetra-Tech Lockheed
Project Number: [none]

Work Order Number: A1A0597

Received on Ice (Y/N): Yes Temp: 3 °C

Notes and Definitions

J	Estimated value
QM-5X	Due to analyte concentration greater than or equal to 5 times the spike concentration, recoveries for the MS and/or MSD did not meet laboratory acceptance criteria.
ND:	Analyte NOT DETECTED at or above the Method Detection Limit **(if MDL is reported)**, otherwise at or above the Reportable Detection Limit (RDL)
NR:	Not Reported
RDL:	Reportable Detection Limit
MDL:	Method Detection Limit

* / (Non-NELAP): NELAP does not offer accreditation for this analyte/method/matrix combination

Approval

Enclosed are the analytical results for the submitted sample(s). Babcock Laboratories certify the data presented as part of this report meet the minimum quality standards in the referenced analytical methods. Any exceptions have been noted. Babcock Laboratories and its officers and employees assume no responsibility and make no warranty, express or implied, for uses or interpretations made by any recipients, intended or unintended, of this report.

Lorenzo Rodriguez

Lorenzo (Z) Rodriguez

Project Manager

cc:

ESB_ mdl_PDF

E.S.BABCOCK&Sons,Inc.
Environmental Laboratories est 1906

Client Name: Tetra Tech, Inc. - San Bernardino
Contact: Mark Feldman
Address: 301 E. Vanderbilt Way Suite 450
San Bernardino, CA 92408

Report Date: 18-Jan-2011

Analytical Report: Page 22 of 22
Project Name: Tetra-Tech Lockheed
Project Number: [none]

Work Order Number: A1A0597

Received on Ice (Y/N): Yes Temp: 3 °C

CHAIN OF CUSTODY RECORD

DATE 1/6/11 PAGE 1 OF 1

SHIP TO: Babcock

TETRA TECH, INC.
301 E. Vanderbilt Way, Suite 450
San Bernardino, California 92408
Telephone: (909) 381-1674
FAX: (909) 889-1391

CLIENT: LMC
PROJECT NAME: Inc Beaumont Site
PROJECT MANAGER: Chris Patrick
TC#: 26205-01.04.01
SAMPLERS (Signatures): Jose R. Santos

TURN-AROUND TIME: Standard

OBSERVATIONS/COMMENTS: Please report all data to the MDL.

PARAMETERS: VOCs (EPA 8260B) Perchlorate (EPA 8270C SIM)

LINE ITEM	SAMPLE NO.	DATE	TIME	FILTERED/UNFILTERED	MATRIX TYPE	CONTAINER TYPE	NUMBER OF CONTAINERS	PRESERVATIVE
1.	LTB-010611	1/6/11	700	U	W	G	2	HCl
2.	MW-76A		905				6	HCl/MeOH
3.	MW-18		1033				18	MS/MSD
4.	MW-15		1135				6	
5.	MW-60B		1246				6	
6.	MW-60A		1340				6	
7.								
8.								
9.								
10.								

FILTERING: ☐ FILTERED ☑ UNFILTERED

MATRIX TYPE: S - Soil, M - Sediment, W - Water

CONTAINER TYPE: G - Glass Bottle/Jar, SS - Stainless Steel Sleeve, SB - Brass Sleeve, P - Plastic Bottle/Jar

PRESERVATIVES: (Water Only) HCL, NaOH, NR (None required), H_2SO_4

RELINQUISHED BY	SIGNATURE	TETRA TECH, INC.	DATE 1/7	TIME 1630	TOTAL NUMBER OF CONTAINERS ON THIS CHAIN OF CUSTODY: 44
RECEIVED BY	SIGNATURE	COMPANY	DATE 1-7-11	TIME 1630	METHOD OF SHIPMENT/SHIPMENT NO. Courier
RELINQUISHED BY	SIGNATURE	COMPANY	DATE 1-7-11	TIME 1730	Special Shipping/Handling/Storage Requirements:
RECEIVED BY	SIGNATURE	COMPANY	DATE 1/7/11	TIME 1730	

DISTRIBUTION: White and Pink = Tetra Tech, Inc. Canary = Laboratory

X:\GIS\ATT-MISC\COCR.CDR

A1A0597 AB

E.S.BABCOCK&Sons,Inc.
Environmental Laboratories est 1906

Client Name: Tetra Tech, Inc. - San Bernardino
Contact: Mark Feldman
Address: 301 E. Vanderbilt Way Suite 450
San Bernardino, CA 92408

Report Date: 28-Jan-2011

Project Name: Tetra-Tech Lockheed
Project Number: TC#26205-01.0101

Work Order Number: A1A0670

Received on Ice (Y/N): Yes Temp: 3 °C

Attached is the analytical report for the sample(s) received for your project. Below is a list of the individual sample descriptions with the corresponding laboratory number(s). Also, enclosed is a copy of the Chain of Custody document (if received with your sample(s)). Please note any unused portion of the sample(s) may be responsibly discarded after 30 days from the above report date, unless you have requested otherwise.

Thank you for the opportunity to serve your analytical needs. If you have any questions or concerns regarding this report please contact our client service department.

Sample Identification

Lab Sample #	Client Sample ID	Matrix	Date Sampled	By	Date Submitted	By
A1A0670-01	LTB-010711 Beaumont Site 1, Groundwater Sampling	Liquid	01/07/11 07:00	Jose R. Santoya	01/07/11 16:25	William Bayle
A1A0670-02	MW-67 Beaumont Site 1, Groundwater Sampling	Liquid	01/07/11 09:13	Jose R. Santoya	01/07/11 16:25	William Bayle
A1A0670-03	F33-TW2 Beaumont Site 1, Groundwater Sampling	Liquid	01/07/11 11:12	Jose R. Santoya	01/07/11 16:25	William Bayle
A1A0670-04	F33-TW2-F Beaumont Site 1, Groundwater Sampling	Liquid	01/07/11 11:12	Jose R. Santoya	01/07/11 16:25	William Bayle
A1A0670-05	F33-TW7 Beaumont Site 1, Groundwater Sampling	Liquid	01/07/11 12:45	Jose R. Santoya	01/07/11 16:25	William Bayle
A1A0670-06	F33-TW7-F Beaumont Site 1, Groundwater Sampling	Liquid	01/07/11 12:45	Jose R. Santoya	01/07/11 16:25	William Bayle
A1A0670-07	F33-TW6 Beaumont Site 1, Groundwater Sampling	Liquid	01/07/11 13:50	Jose R. Santoya	01/07/11 16:25	William Bayle
A1A0670-08	F33-TW6-F Beaumont Site 1, Groundwater Sampling	Liquid	01/07/11 13:50	Jose R. Santoya	01/07/11 16:25	William Bayle

Note: Analyses RSK-175 and AM20GAX were subcontracted to Microseeps. Microseeps data begins to appear on page 33.

Client Name: Tetra Tech, Inc. - San Bernardino
Contact: Mark Feldman
Address: 301 E. Vanderbilt Way Suite 450
San Bernardino, CA 92408

Report Date: 28-Jan-2011

Project Name: Tetra-Tech Lockheed
Project Number: TC#26205-01.0101

Work Order Number: A1A0670

Received on Ice (Y/N): Yes Temp: 3 °C

Laboratory Reference Number
A1A0670-01

Sample Description	Matrix	Sampled Date/Time	Received Date/Time
LTB-010711 Beaumont Site 1, Groundwater Sampling	Liquid	01/07/11 07:00	01/07/11 16:25

Analyte(s)	Result	RDL	MDL	Units	Method	Analysis Date	Analyst	Flag
Volatile Organic Compounds by EPA 8260B								
1,1,1-Trichloroethane	ND	0.50	0.12	ug/L	EPA 8260B	01/18/11 12:25	eec	
1,1,2,2-Tetrachloroethane	ND	0.50	0.29	ug/L	EPA 8260B	01/18/11 12:25	eec	
1,1,2-Trichloroethane	ND	0.50	0.31	ug/L	EPA 8260B	01/18/11 12:25	eec	
1,1-Dichloroethane	ND	0.50	0.098	ug/L	EPA 8260B	01/18/11 12:25	eec	
1,1-Dichloroethene	ND	0.50	0.12	ug/L	EPA 8260B	01/18/11 12:25	eec	
1,2,3-Trichloropropane	ND	0.50	0.29	ug/L	EPA 8260B	01/18/11 12:25	eec	
1,2-Dichlorobenzene	ND	0.50	0.20	ug/L	EPA 8260B	01/18/11 12:25	eec	
1,2-Dichloroethane	ND	0.50	0.21	ug/L	EPA 8260B	01/18/11 12:25	eec	
1,2-Dichloropropane	ND	0.50	0.19	ug/L	EPA 8260B	01/18/11 12:25	eec	
1,3-Dichlorobenzene	ND	0.50	0.15	ug/L	EPA 8260B	01/18/11 12:25	eec	
1,4-Dichlorobenzene	ND	0.50	0.072	ug/L	EPA 8260B	01/18/11 12:25	eec	
2-Butanone(MEK)	ND	3.0	1.2	ug/L	EPA 8260B	01/18/11 12:25	eec	
2-Hexanone	ND	5.0	1.2	ug/L	EPA 8260B	01/18/11 12:25	eec	
4-Methyl-2-Pentanone(MIBK)	ND	5.0	0.95	ug/L	EPA 8260B	01/18/11 12:25	eec	
Acetone	ND	10	5.0	ug/L	EPA 8260B	01/18/11 12:25	eec	
Benzene	ND	0.50	0.14	ug/L	EPA 8260B	01/18/11 12:25	eec	
Bromodichloromethane	ND	0.50	0.11	ug/L	EPA 8260B	01/18/11 12:25	eec	
Bromoform	ND	1.0	0.50	ug/L	EPA 8260B	01/18/11 12:25	eec	
Bromomethane	ND	0.50	0.48	ug/L	EPA 8260B	01/18/11 12:25	eec	
Carbon Disulfide	ND	0.50	0.36	ug/L	EPA 8260B	01/18/11 12:25	eec	
Carbon Tetrachloride	ND	0.50	0.15	ug/L	EPA 8260B	01/18/11 12:25	eec	
Chlorobenzene	ND	0.50	0.23	ug/L	EPA 8260B	01/18/11 12:25	eec	
Chloroethane	ND	0.50	0.35	ug/L	EPA 8260B	01/18/11 12:25	eec	
Chloroform	ND	0.50	0.46	ug/L	EPA 8260B	01/18/11 12:25	eec	
Chloromethane	ND	0.50	0.36	ug/L	EPA 8260B	01/18/11 12:25	eec	
cis-1,2-Dichloroethene	ND	0.50	0.18	ug/L	EPA 8260B	01/18/11 12:25	eec	
cis-1,3-Dichloropropene	ND	0.50	0.30	ug/L	EPA 8260B	01/18/11 12:25	eec	
Dibromochloromethane	ND	0.50	0.37	ug/L	EPA 8260B	01/18/11 12:25	eec	
Ethylbenzene	ND	0.50	0.26	ug/L	EPA 8260B	01/18/11 12:25	eec	
Methyl tert Butyl Ether	ND	5.0	0.43	ug/L	EPA 8260B	01/18/11 12:25	eec	
Methylene Chloride	0.38	3.0	0.15	ug/L	EPA 8260B	01/18/11 12:25	eec	PblkJ, J
Styrene	ND	0.50	0.22	ug/L	EPA 8260B	01/18/11 12:25	eec	
Tetrachloroethene	ND	0.50	0.23	ug/L	EPA 8260B	01/18/11 12:25	eec	

E.S.BABCOCK&Sons,Inc.
Environmental Laboratories est 1906

Client Name: Tetra Tech, Inc. - San Bernardino
Contact: Mark Feldman
Address: 301 E. Vanderbilt Way Suite 450
San Bernardino, CA 92408

Report Date: 28-Jan-2011

Project Name: Tetra-Tech Lockheed
Project Number: TC#26205-01.0101

Work Order Number: A1A0670

Received on Ice (Y/N): Yes Temp: 3 °C

Laboratory Reference Number
A1A0670-01

Sample Description	Matrix	Sampled Date/Time	Received Date/Time
LTB-010711 Beaumont Site 1, Groundwater Sampling	Liquid	01/07/11 07:00	01/07/11 16:25

Analyte(s)	Result	RDL	MDL	Units	Method	Analysis Date	Analyst	Flag
Volatile Organic Compounds by EPA 8260B								
Toluene	ND	0.50	0.22	ug/L	EPA 8260B	01/18/11 12:25	eec	
trans-1,2-Dichloroethene	ND	0.50	0.10	ug/L	EPA 8260B	01/18/11 12:25	eec	
trans-1,3-Dichloropropene	ND	0.50	0.24	ug/L	EPA 8260B	01/18/11 12:25	eec	
Trichloroethene	ND	0.50	0.25	ug/L	EPA 8260B	01/18/11 12:25	eec	
Trichlorofluoromethane	ND	5.0	0.16	ug/L	EPA 8260B	01/18/11 12:25	eec	
Vinyl Acetate	ND	10	0.48	ug/L	EPA 8260B	01/18/11 12:25	eec	
Vinyl Chloride	ND	0.50	0.13	ug/L	EPA 8260B	01/18/11 12:25	eec	
Xylenes (m+p)	ND	0.50	0.36	ug/L	EPA 8260B	01/18/11 12:25	eec	
Xylenes (ortho)	ND	0.50	0.41	ug/L	EPA 8260B	01/18/11 12:25	eec	
1,4-Dioxane	ND	35	9.3	ug/L	EPA 8260B	01/18/11 12:25	eec	
Surrogate: 1,2-Dichloroethane-d4	101 %	80-124			EPA 8260B	01/18/11 12:25	eec	
Surrogate: Bromofluorobenzene	103 %	80-120			EPA 8260B	01/18/11 12:25	eec	
Surrogate: Toluene-d8	99.0 %	80-120			EPA 8260B	01/18/11 12:25	eec	

E.S.BABCOCK&Sons,Inc.
Environmental Laboratories est 1906

Client Name: Tetra Tech, Inc. - San Bernardino
Contact: Mark Feldman
Address: 301 E. Vanderbilt Way Suite 450
San Bernardino, CA 92408

Report Date: 28-Jan-2011

Project Name: Tetra-Tech Lockheed
Project Number: TC#26205-01.0101

Work Order Number: A1A0670

Received on Ice (Y/N): Yes Temp: 3 °C

Laboratory Reference Number
A1A0670-02

Sample Description	Matrix	Sampled Date/Time	Received Date/Time
MW-67 Beaumont Site 1, Groundwater Sampling	Liquid	01/07/11 09:13	01/07/11 16:25

Analyte(s)	Result	RDL	MDL	Units	Method	Analysis Date	Analyst	Flag
General Inorganics								
Perchlorate	0.55	0.10	0.071	ug/L*	EPA 332.0	01/12/11 19:27	aa	
Volatile Organic Compounds by EPA 8260B								
1,1,1-Trichloroethane	ND	0.50	0.12	ug/L	EPA 8260B	01/18/11 14:09	eec	
1,1,2,2-Tetrachloroethane	ND	0.50	0.29	ug/L	EPA 8260B	01/18/11 14:09	eec	
1,1,2-Trichloroethane	ND	0.50	0.31	ug/L	EPA 8260B	01/18/11 14:09	eec	
1,1-Dichloroethane	ND	0.50	0.098	ug/L	EPA 8260B	01/18/11 14:09	eec	
1,1-Dichloroethene	0.15	0.50	0.12	ug/L	EPA 8260B	01/18/11 14:09	eec	J
1,2,3-Trichloropropane	ND	0.50	0.29	ug/L	EPA 8260B	01/18/11 14:09	eec	
1,2-Dichlorobenzene	ND	0.50	0.20	ug/L	EPA 8260B	01/18/11 14:09	eec	
1,2-Dichloroethane	ND	0.50	0.21	ug/L	EPA 8260B	01/18/11 14:09	eec	
1,2-Dichloropropane	ND	0.50	0.19	ug/L	EPA 8260B	01/18/11 14:09	eec	
1,3-Dichlorobenzene	ND	0.50	0.15	ug/L	EPA 8260B	01/18/11 14:09	eec	
1,4-Dichlorobenzene	ND	0.50	0.072	ug/L	EPA 8260B	01/18/11 14:09	eec	
2-Butanone(MEK)	ND	3.0	1.2	ug/L	EPA 8260B	01/18/11 14:09	eec	
2-Hexanone	ND	5.0	1.2	ug/L	EPA 8260B	01/18/11 14:09	eec	
4-Methyl-2-Pentanone(MIBK)	ND	5.0	0.95	ug/L	EPA 8260B	01/18/11 14:09	eec	
Acetone	ND	10	5.0	ug/L	EPA 8260B	01/18/11 14:09	eec	
Benzene	ND	0.50	0.14	ug/L	EPA 8260B	01/18/11 14:09	eec	
Bromodichloromethane	ND	0.50	0.11	ug/L	EPA 8260B	01/18/11 14:09	eec	
Bromoform	ND	1.0	0.50	ug/L	EPA 8260B	01/18/11 14:09	eec	
Bromomethane	ND	0.50	0.48	ug/L	EPA 8260B	01/18/11 14:09	eec	
Carbon Disulfide	ND	0.50	0.36	ug/L	EPA 8260B	01/18/11 14:09	eec	
Carbon Tetrachloride	ND	0.50	0.15	ug/L	EPA 8260B	01/18/11 14:09	eec	
Chlorobenzene	ND	0.50	0.23	ug/L	EPA 8260B	01/18/11 14:09	eec	
Chloroethane	ND	0.50	0.35	ug/L	EPA 8260B	01/18/11 14:09	eec	
Chloroform	ND	0.50	0.46	ug/L	EPA 8260B	01/18/11 14:09	eec	
Chloromethane	ND	0.50	0.36	ug/L	EPA 8260B	01/18/11 14:09	eec	
cis-1,2-Dichloroethene	ND	0.50	0.18	ug/L	EPA 8260B	01/18/11 14:09	eec	
cis-1,3-Dichloropropene	ND	0.50	0.30	ug/L	EPA 8260B	01/18/11 14:09	eec	
Dibromochloromethane	ND	0.50	0.37	ug/L	EPA 8260B	01/18/11 14:09	eec	
Ethylbenzene	ND	0.50	0.26	ug/L	EPA 8260B	01/18/11 14:09	eec	
Methyl tert Butyl Ether	ND	5.0	0.43	ug/L	EPA 8260B	01/18/11 14:09	eec	

E.S.BABCOCK&Sons,Inc.
Environmental Laboratories est 1906

Client Name: Tetra Tech, Inc. - San Bernardino
Contact: Mark Feldman
Address: 301 E. Vanderbilt Way Suite 450
San Bernardino, CA 92408

Report Date: 28-Jan-2011

Project Name: Tetra-Tech Lockheed
Project Number: TC#26205-01.0101

Work Order Number: A1A0670

Received on Ice (Y/N): Yes Temp: 3 °C

Laboratory Reference Number
A1A0670-02

Sample Description	Matrix	Sampled Date/Time	Received Date/Time
MW-67 Beaumont Site 1, Groundwater Sampling	Liquid	01/07/11 09:13	01/07/11 16:25

Analyte(s)	Result		RDL	MDL	Units	Method	Analysis Date	Analyst	Flag
Volatile Organic Compounds by EPA 8260B									
Methylene Chloride	0.16		3.0	0.15	ug/L	EPA 8260B	01/18/11 14:09	eec	PblkJ, J
Styrene	ND		0.50	0.22	ug/L	EPA 8260B	01/18/11 14:09	eec	
Tetrachloroethene	ND		0.50	0.23	ug/L	EPA 8260B	01/18/11 14:09	eec	
Toluene	ND		0.50	0.22	ug/L	EPA 8260B	01/18/11 14:09	eec	
trans-1,2-Dichloroethene	ND		0.50	0.10	ug/L	EPA 8260B	01/18/11 14:09	eec	
trans-1,3-Dichloropropene	ND		0.50	0.24	ug/L	EPA 8260B	01/18/11 14:09	eec	
Trichloroethene	ND		0.50	0.25	ug/L	EPA 8260B	01/18/11 14:09	eec	
Trichlorofluoromethane	ND		5.0	0.16	ug/L	EPA 8260B	01/18/11 14:09	eec	
Vinyl Acetate	ND		10	0.48	ug/L	EPA 8260B	01/18/11 14:09	eec	
Vinyl Chloride	ND		0.50	0.13	ug/L	EPA 8260B	01/18/11 14:09	eec	
Xylenes (m+p)	ND		0.50	0.36	ug/L	EPA 8260B	01/18/11 14:09	eec	
Xylenes (ortho)	ND		0.50	0.41	ug/L	EPA 8260B	01/18/11 14:09	eec	
1,4-Dioxane	ND		35	9.3	ug/L	EPA 8260B	01/18/11 14:09	eec	
Surrogate: 1,2-Dichloroethane-d4	101	%	80-124			EPA 8260B	01/18/11 14:09	eec	
Surrogate: Bromofluorobenzene	103	%	80-120			EPA 8260B	01/18/11 14:09	eec	
Surrogate: Toluene-d8	98.5	%	80-120			EPA 8260B	01/18/11 14:09	eec	
Semivolatile Organic Compounds by EPA 8270C SIM									
1,4-Dioxane	ND		0.20	0.10	ug/L	EPA8270C M	01/14/11 14:54	KOS	

E.S.BABCOCK&Sons,Inc.
Environmental Laboratories est 1906

Client Name: Tetra Tech, Inc. - San Bernardino
Contact: Mark Feldman
Address: 301 E. Vanderbilt Way Suite 450
San Bernardino, CA 92408

Report Date: 28-Jan-2011

Project Name: Tetra-Tech Lockheed
Project Number: TC#26205-01.0101

Work Order Number: A1A0670

Received on Ice (Y/N): Yes Temp: 3 °C

Laboratory Reference Number
A1A0670-03

Sample Description	Matrix	Sampled Date/Time	Received Date/Time
F33-TW2 Beaumont Site 1, Groundwater Sampling	Liquid	01/07/11 11:12	01/07/11 16:25

Analyte(s)	Result	RDL	MDL	Units	Method	Analysis Date	Analyst	Flag
Anions								
Sulfate	60	0.50	0.37	mg/L	EPA 300.0	01/07/11 23:59	ss	
Nitrate as N	ND	0.20	0.11	mg/L	EPA 300.0	01/07/11 23:59	ss	
Aggregate Organic Compounds								
Total Organic Carbon	2.4	0.70	0.36	mg/L	SM 5310B	01/12/11 01:42	cmd	
General Inorganics								
Perchlorate	ND	0.10	0.071	ug/L*	EPA 332.0	01/12/11 11:00	aa	
Metals and Metalloids; EPA SW846 Series								
Iron	1800	20	2.3	ug/L	EPA 6010B	01/13/11 16:00	lmt	
Volatile Organic Compounds by EPA 8260B								
1,1,1-Trichloroethane	ND	0.50	0.12	ug/L	EPA 8260B	01/18/11 14:43	eec	
1,1,2,2-Tetrachloroethane	ND	0.50	0.29	ug/L	EPA 8260B	01/18/11 14:43	eec	
1,1,2-Trichloroethane	ND	0.50	0.31	ug/L	EPA 8260B	01/18/11 14:43	eec	
1,1-Dichloroethane	ND	0.50	0.098	ug/L	EPA 8260B	01/18/11 14:43	eec	
1,1-Dichloroethene	ND	0.50	0.12	ug/L	EPA 8260B	01/18/11 14:43	eec	
1,2,3-Trichloropropane	ND	0.50	0.29	ug/L	EPA 8260B	01/18/11 14:43	eec	
1,2-Dichlorobenzene	ND	0.50	0.20	ug/L	EPA 8260B	01/18/11 14:43	eec	
1,2-Dichloroethane	ND	0.50	0.21	ug/L	EPA 8260B	01/18/11 14:43	eec	
1,2-Dichloropropane	ND	0.50	0.19	ug/L	EPA 8260B	01/18/11 14:43	eec	
1,3-Dichlorobenzene	ND	0.50	0.15	ug/L	EPA 8260B	01/18/11 14:43	eec	
1,4-Dichlorobenzene	ND	0.50	0.072	ug/L	EPA 8260B	01/18/11 14:43	eec	
2-Butanone(MEK)	ND	3.0	1.2	ug/L	EPA 8260B	01/18/11 14:43	eec	
2-Hexanone	ND	5.0	1.2	ug/L	EPA 8260B	01/18/11 14:43	eec	
4-Methyl-2-Pentanone(MIBK)	ND	5.0	0.95	ug/L	EPA 8260B	01/18/11 14:43	eec	
Acetone	ND	10	5.0	ug/L	EPA 8260B	01/18/11 14:43	eec	
Benzene	ND	0.50	0.14	ug/L	EPA 8260B	01/18/11 14:43	eec	
Bromodichloromethane	ND	0.50	0.11	ug/L	EPA 8260B	01/18/11 14:43	eec	
Bromoform	ND	1.0	0.50	ug/L	EPA 8260B	01/18/11 14:43	eec	
Bromomethane	ND	0.50	0.48	ug/L	EPA 8260B	01/18/11 14:43	eec	
Carbon Disulfide	ND	0.50	0.36	ug/L	EPA 8260B	01/18/11 14:43	eec	
Carbon Tetrachloride	ND	0.50	0.15	ug/L	EPA 8260B	01/18/11 14:43	eec	

Client Name: Tetra Tech, Inc. - San Bernardino
Contact: Mark Feldman
Address: 301 E. Vanderbilt Way Suite 450
San Bernardino, CA 92408

Report Date: 28-Jan-2011

Project Name: Tetra-Tech Lockheed
Project Number: TC#26205-01.0101

Work Order Number: A1A0670

Received on Ice (Y/N): Yes Temp: 3 °C

Laboratory Reference Number
A1A0670-03

Sample Description	Matrix	Sampled Date/Time	Received Date/Time
F33-TW2 Beaumont Site 1, Groundwater Sampling	Liquid	01/07/11 11:12	01/07/11 16:25

Analyte(s)	Result		RDL	MDL	Units	Method	Analysis Date	Analyst	Flag
Volatile Organic Compounds by EPA 8260B									
Chlorobenzene	ND		0.50	0.23	ug/L	EPA 8260B	01/18/11 14:43	eec	
Chloroethane	ND		0.50	0.35	ug/L	EPA 8260B	01/18/11 14:43	eec	
Chloroform	ND		0.50	0.46	ug/L	EPA 8260B	01/18/11 14:43	eec	
Chloromethane	ND		0.50	0.36	ug/L	EPA 8260B	01/18/11 14:43	eec	
cis-1,2-Dichloroethene	ND		0.50	0.18	ug/L	EPA 8260B	01/18/11 14:43	eec	
cis-1,3-Dichloropropene	ND		0.50	0.30	ug/L	EPA 8260B	01/18/11 14:43	eec	
Dibromochloromethane	ND		0.50	0.37	ug/L	EPA 8260B	01/18/11 14:43	eec	
Ethylbenzene	ND		0.50	0.26	ug/L	EPA 8260B	01/18/11 14:43	eec	
Methyl tert Butyl Ether	ND		5.0	0.43	ug/L	EPA 8260B	01/18/11 14:43	eec	
Methylene Chloride	0.41		3.0	0.15	ug/L	EPA 8260B	01/18/11 14:43	eec	J, PblkJ
Styrene	ND		0.50	0.22	ug/L	EPA 8260B	01/18/11 14:43	eec	
Tetrachloroethene	ND		0.50	0.23	ug/L	EPA 8260B	01/18/11 14:43	eec	
Toluene	ND		0.50	0.22	ug/L	EPA 8260B	01/18/11 14:43	eec	
trans-1,2-Dichloroethene	ND		0.50	0.10	ug/L	EPA 8260B	01/18/11 14:43	eec	
trans-1,3-Dichloropropene	ND		0.50	0.24	ug/L	EPA 8260B	01/18/11 14:43	eec	
Trichloroethene	ND		0.50	0.25	ug/L	EPA 8260B	01/18/11 14:43	eec	
Trichlorofluoromethane	ND		5.0	0.16	ug/L	EPA 8260B	01/18/11 14:43	eec	
Vinyl Acetate	ND		10	0.48	ug/L	EPA 8260B	01/18/11 14:43	eec	
Vinyl Chloride	ND		0.50	0.13	ug/L	EPA 8260B	01/18/11 14:43	eec	
Xylenes (m+p)	ND		0.50	0.36	ug/L	EPA 8260B	01/18/11 14:43	eec	
Xylenes (ortho)	ND		0.50	0.41	ug/L	EPA 8260B	01/18/11 14:43	eec	
1,4-Dioxane	ND		35	9.3	ug/L	EPA 8260B	01/18/11 14:43	eec	
Surrogate: 1,2-Dichloroethane-d4	102	%	80-124			EPA 8260B	01/18/11 14:43	eec	
Surrogate: Bromofluorobenzene	102	%	80-120			EPA 8260B	01/18/11 14:43	eec	
Surrogate: Toluene-d8	99.3	%	80-120			EPA 8260B	01/18/11 14:43	eec	

E.S.BABCOCK&Sons,Inc.
Environmental Laboratories est 1906

Client Name: Tetra Tech, Inc. - San Bernardino
Contact: Mark Feldman
Address: 301 E. Vanderbilt Way Suite 450
San Bernardino, CA 92408

Report Date: 28-Jan-2011

Project Name: Tetra-Tech Lockheed
Project Number: TC#26205-01.0101

Work Order Number: A1A0670

Received on Ice (Y/N): Yes Temp: 3 °C

Laboratory Reference Number
A1A0670-03

Sample Description	Matrix	Sampled Date/Time	Received Date/Time
F33-TW2 Beaumont Site 1, Groundwater Sampling	Liquid	01/07/11 11:12	01/07/11 16:25

Analyte(s)	Result	RDL	MDL	Units	Method	Analysis Date	Analyst	Flag
Semivolatile Organic Compounds by EPA 8270C SIM								
1,4-Dioxane	4.0	0.20	0.10	ug/L	EPA8270C M	01/14/11 15:27	KOS	

E.S.BABCOCK&Sons,Inc.
Environmental Laboratories est 1906

Client Name: Tetra Tech, Inc. - San Bernardino
Contact: Mark Feldman
Address: 301 E. Vanderbilt Way Suite 450
San Bernardino, CA 92408

Report Date: 28-Jan-2011

Project Name: Tetra-Tech Lockheed
Project Number: TC#26205-01.0101

Work Order Number: A1A0670

Received on Ice (Y/N): Yes Temp: 3 °C

Laboratory Reference Number

A1A0670-04

Sample Description	Matrix	Sampled Date/Time	Received Date/Time
F33-TW2-F Beaumont Site 1, Groundwater Sampling	Liquid	01/07/11 11:12	01/07/11 16:25

Analyte(s)	Result	RDL	MDL	Units	Method	Analysis Date	Analyst	Flag
Aggregate Organic Compounds								
Dissolved Organic Carbon	2.5	0.70	0.36	mg/L	SM 5310B	01/11/11 18:40	cmd	N-TOC

Client Name: Tetra Tech, Inc. - San Bernardino
Contact: Mark Feldman
Address: 301 E. Vanderbilt Way Suite 450
San Bernardino, CA 92408

Report Date: 28-Jan-2011

Project Name: Tetra-Tech Lockheed
Project Number: TC#26205-01.0101

Work Order Number: A1A0670

Received on Ice (Y/N): Yes Temp: 3 °C

Laboratory Reference Number
A1A0670-05

Sample Description	Matrix	Sampled Date/Time	Received Date/Time
F33-TW7 Beaumont Site 1, Groundwater Sampling	Liquid	01/07/11 12:45	01/07/11 16:25

Analyte(s)	Result	RDL	MDL	Units	Method	Analysis Date	Analyst	Flag
Anions								
Sulfate	56	0.50	0.37	mg/L	EPA 300.0	01/08/11 00:24	ss	
Nitrate as N	ND	0.20	0.11	mg/L	EPA 300.0	01/08/11 00:24	ss	
Aggregate Organic Compounds								
Total Organic Carbon	3.9	0.70	0.36	mg/L	SM 5310B	01/12/11 01:42	cmd	
General Inorganics								
Perchlorate	ND	0.10	0.071	ug/L*	EPA 332.0	01/19/11 16:40	aa	
Metals and Metalloids; EPA SW846 Series								
Iron	1900	20	2.3	ug/L	EPA 6010B	01/13/11 16:02	lmt	
Volatile Organic Compounds by EPA 8260B								
1,1,1-Trichloroethane	ND	0.50	0.12	ug/L	EPA 8260B	01/18/11 15:18	eec	
1,1,2,2-Tetrachloroethane	ND	0.50	0.29	ug/L	EPA 8260B	01/18/11 15:18	eec	
1,1,2-Trichloroethane	ND	0.50	0.31	ug/L	EPA 8260B	01/18/11 15:18	eec	
1,1-Dichloroethane	ND	0.50	0.098	ug/L	EPA 8260B	01/18/11 15:18	eec	
1,1-Dichloroethene	ND	0.50	0.12	ug/L	EPA 8260B	01/18/11 15:18	eec	
1,2,3-Trichloropropane	ND	0.50	0.29	ug/L	EPA 8260B	01/18/11 15:18	eec	
1,2-Dichlorobenzene	ND	0.50	0.20	ug/L	EPA 8260B	01/18/11 15:18	eec	
1,2-Dichloroethane	ND	0.50	0.21	ug/L	EPA 8260B	01/18/11 15:18	eec	
1,2-Dichloropropane	ND	0.50	0.19	ug/L	EPA 8260B	01/18/11 15:18	eec	
1,3-Dichlorobenzene	ND	0.50	0.15	ug/L	EPA 8260B	01/18/11 15:18	eec	
1,4-Dichlorobenzene	ND	0.50	0.072	ug/L	EPA 8260B	01/18/11 15:18	eec	
2-Butanone(MEK)	ND	3.0	1.2	ug/L	EPA 8260B	01/18/11 15:18	eec	
2-Hexanone	ND	5.0	1.2	ug/L	EPA 8260B	01/18/11 15:18	eec	
4-Methyl-2-Pentanone(MIBK)	ND	5.0	0.95	ug/L	EPA 8260B	01/18/11 15:18	eec	
Acetone	ND	10	5.0	ug/L	EPA 8260B	01/18/11 15:18	eec	
Benzene	ND	0.50	0.14	ug/L	EPA 8260B	01/18/11 15:18	eec	
Bromodichloromethane	ND	0.50	0.11	ug/L	EPA 8260B	01/18/11 15:18	eec	
Bromoform	ND	1.0	0.50	ug/L	EPA 8260B	01/18/11 15:18	eec	
Bromomethane	ND	0.50	0.48	ug/L	EPA 8260B	01/18/11 15:18	eec	
Carbon Disulfide	ND	0.50	0.36	ug/L	EPA 8260B	01/18/11 15:18	eec	
Carbon Tetrachloride	ND	0.50	0.15	ug/L	EPA 8260B	01/18/11 15:18	eec	

Client Name: Tetra Tech, Inc. - San Bernardino
Contact: Mark Feldman
Address: 301 E. Vanderbilt Way Suite 450
San Bernardino, CA 92408

Report Date: 28-Jan-2011

Project Name: Tetra-Tech Lockheed
Project Number: TC#26205-01.0101

Work Order Number: A1A0670

Received on Ice (Y/N): Yes Temp: 3 °C

Laboratory Reference Number
A1A0670-05

Sample Description	Matrix	Sampled Date/Time	Received Date/Time
F33-TW7 Beaumont Site 1, Groundwater Sampling	Liquid	01/07/11 12:45	01/07/11 16:25

Analyte(s)	Result	RDL	MDL	Units	Method	Analysis Date	Analyst	Flag
Volatile Organic Compounds by EPA 8260B								
Chlorobenzene	ND	0.50	0.23	ug/L	EPA 8260B	01/18/11 15:18	eec	
Chloroethane	ND	0.50	0.35	ug/L	EPA 8260B	01/18/11 15:18	eec	
Chloroform	ND	0.50	0.46	ug/L	EPA 8260B	01/18/11 15:18	eec	
Chloromethane	ND	0.50	0.36	ug/L	EPA 8260B	01/18/11 15:18	eec	
cis-1,2-Dichloroethene	ND	0.50	0.18	ug/L	EPA 8260B	01/18/11 15:18	eec	
cis-1,3-Dichloropropene	ND	0.50	0.30	ug/L	EPA 8260B	01/18/11 15:18	eec	
Dibromochloromethane	ND	0.50	0.37	ug/L	EPA 8260B	01/18/11 15:18	eec	
Ethylbenzene	ND	0.50	0.26	ug/L	EPA 8260B	01/18/11 15:18	eec	
Methyl tert Butyl Ether	ND	5.0	0.43	ug/L	EPA 8260B	01/18/11 15:18	eec	
Methylene Chloride	0.27	3.0	0.15	ug/L	EPA 8260B	01/18/11 15:18	eec	J, PblkJ
Styrene	ND	0.50	0.22	ug/L	EPA 8260B	01/18/11 15:18	eec	
Tetrachloroethene	ND	0.50	0.23	ug/L	EPA 8260B	01/18/11 15:18	eec	
Toluene	ND	0.50	0.22	ug/L	EPA 8260B	01/18/11 15:18	eec	
trans-1,2-Dichloroethene	ND	0.50	0.10	ug/L	EPA 8260B	01/18/11 15:18	eec	
trans-1,3-Dichloropropene	ND	0.50	0.24	ug/L	EPA 8260B	01/18/11 15:18	eec	
Trichloroethene	ND	0.50	0.25	ug/L	EPA 8260B	01/18/11 15:18	eec	
Trichlorofluoromethane	ND	5.0	0.16	ug/L	EPA 8260B	01/18/11 15:18	eec	
Vinyl Acetate	ND	10	0.48	ug/L	EPA 8260B	01/18/11 15:18	eec	
Vinyl Chloride	ND	0.50	0.13	ug/L	EPA 8260B	01/18/11 15:18	eec	
Xylenes (m+p)	ND	0.50	0.36	ug/L	EPA 8260B	01/18/11 15:18	eec	
Xylenes (ortho)	ND	0.50	0.41	ug/L	EPA 8260B	01/18/11 15:18	eec	
1,4-Dioxane	ND	35	9.3	ug/L	EPA 8260B	01/18/11 15:18	eec	
Surrogate: 1,2-Dichloroethane-d4	104	% 80-124			EPA 8260B	01/18/11 15:18	eec	
Surrogate: Bromofluorobenzene	104	% 80-120			EPA 8260B	01/18/11 15:18	eec	
Surrogate: Toluene-d8	99.4	% 80-120			EPA 8260B	01/18/11 15:18	eec	

E.S.BABCOCK&Sons,Inc.
Environmental Laboratories est 1906

Client Name: Tetra Tech, Inc. - San Bernardino
Contact: Mark Feldman
Address: 301 E. Vanderbilt Way Suite 450
San Bernardino, CA 92408

Report Date: 28-Jan-2011

Project Name: Tetra-Tech Lockheed
Project Number: TC#26205-01.0101

Work Order Number: A1A0670

Received on Ice (Y/N): Yes Temp: 3 °C

Laboratory Reference Number
A1A0670-05

Sample Description	Matrix	Sampled Date/Time	Received Date/Time
F33-TW7 Beaumont Site 1, Groundwater Sampling	Liquid	01/07/11 12:45	01/07/11 16:25

Analyte(s)	Result	RDL	MDL	Units	Method	Analysis Date	Analyst	Flag
Semivolatile Organic Compounds by EPA 8270C SIM								
1,4-Dioxane	2.6	0.20	0.10	ug/L	EPA8270C M	01/14/11 15:58	KOS	

E.S.BABCOCK&Sons,Inc.
Environmental Laboratories est 1906

Client Name: Tetra Tech, Inc. - San Bernardino
Contact: Mark Feldman
Address: 301 E. Vanderbilt Way Suite 450
San Bernardino, CA 92408

Report Date: 28-Jan-2011

Project Name: Tetra-Tech Lockheed
Project Number: TC#26205-01.0101

Work Order Number: A1A0670

Received on Ice (Y/N): Yes Temp: 3 °C

Laboratory Reference Number
A1A0670-06

Sample Description	Matrix	Sampled Date/Time	Received Date/Time
F33-TW7-F Beaumont Site 1, Groundwater Sampling	Liquid	01/07/11 12:45	01/07/11 16:25

Analyte(s)	Result	RDL	MDL	Units	Method	Analysis Date	Analyst	Flag
Aggregate Organic Compounds								
Dissolved Organic Carbon	3.8	0.70	0.36	mg/L	SM 5310B	01/11/11 18:40	cmd	N-TOC

Client Name: Tetra Tech, Inc. - San Bernardino
Contact: Mark Feldman
Address: 301 E. Vanderbilt Way Suite 450
San Bernardino, CA 92408

Report Date: 28-Jan-2011

Project Name: Tetra-Tech Lockheed
Project Number: TC#26205-01.0101

Work Order Number: A1A0670

Received on Ice (Y/N): Yes Temp: 3 °C

Laboratory Reference Number
A1A0670-07

Sample Description	Matrix	Sampled Date/Time	Received Date/Time
F33-TW6 Beaumont Site 1, Groundwater Sampling	Liquid	01/07/11 13:50	01/07/11 16:25

Analyte(s)	Result	RDL	MDL	Units	Method	Analysis Date	Analyst	Flag
Anions								
Sulfate	46	0.50	0.37	mg/L	EPA 300.0	01/08/11 00:32	ss	
Nitrate as N	ND	0.20	0.11	mg/L	EPA 300.0	01/08/11 00:32	ss	
Aggregate Organic Compounds								
Total Organic Carbon	1.7	0.70	0.36	mg/L	SM 5310B	01/12/11 01:42	cmd	
General Inorganics								
Perchlorate	ND	0.10	0.071	ug/L*	EPA 332.0	01/19/11 16:40	aa	
Metals and Metalloids; EPA SW846 Series								
Iron	100	20	2.3	ug/L	EPA 6010B	01/13/11 16:04	lmt	
Volatile Organic Compounds by EPA 8260B								
1,1,1-Trichloroethane	ND	0.50	0.12	ug/L	EPA 8260B	01/18/11 11:50	eec	
1,1,2,2-Tetrachloroethane	ND	0.50	0.29	ug/L	EPA 8260B	01/18/11 11:50	eec	
1,1,2-Trichloroethane	ND	0.50	0.31	ug/L	EPA 8260B	01/18/11 11:50	eec	
1,1-Dichloroethane	ND	0.50	0.098	ug/L	EPA 8260B	01/18/11 11:50	eec	
1,1-Dichloroethene	ND	0.50	0.12	ug/L	EPA 8260B	01/18/11 11:50	eec	
1,2,3-Trichloropropane	ND	0.50	0.29	ug/L	EPA 8260B	01/18/11 11:50	eec	
1,2-Dichlorobenzene	ND	0.50	0.20	ug/L	EPA 8260B	01/18/11 11:50	eec	
1,2-Dichloroethane	ND	0.50	0.21	ug/L	EPA 8260B	01/18/11 11:50	eec	
1,2-Dichloropropane	ND	0.50	0.19	ug/L	EPA 8260B	01/18/11 11:50	eec	
1,3-Dichlorobenzene	ND	0.50	0.15	ug/L	EPA 8260B	01/18/11 11:50	eec	
1,4-Dichlorobenzene	ND	0.50	0.072	ug/L	EPA 8260B	01/18/11 11:50	eec	
2-Butanone(MEK)	ND	3.0	1.2	ug/L	EPA 8260B	01/18/11 11:50	eec	
2-Hexanone	ND	5.0	1.2	ug/L	EPA 8260B	01/18/11 11:50	eec	
4-Methyl-2-Pentanone(MIBK)	ND	5.0	0.95	ug/L	EPA 8260B	01/18/11 11:50	eec	
Acetone	ND	10	5.0	ug/L	EPA 8260B	01/18/11 11:50	eec	
Benzene	ND	0.50	0.14	ug/L	EPA 8260B	01/18/11 11:50	eec	
Bromodichloromethane	ND	0.50	0.11	ug/L	EPA 8260B	01/18/11 11:50	eec	
Bromoform	ND	1.0	0.50	ug/L	EPA 8260B	01/18/11 11:50	eec	
Bromomethane	ND	0.50	0.48	ug/L	EPA 8260B	01/18/11 11:50	eec	
Carbon Disulfide	ND	0.50	0.36	ug/L	EPA 8260B	01/18/11 11:50	eec	
Carbon Tetrachloride	ND	0.50	0.15	ug/L	EPA 8260B	01/18/11 11:50	eec	

Client Name: Tetra Tech, Inc. - San Bernardino
Contact: Mark Feldman
Address: 301 E. Vanderbilt Way Suite 450
San Bernardino, CA 92408

Report Date: 28-Jan-2011

Project Name: Tetra-Tech Lockheed
Project Number: TC#26205-01.0101

Work Order Number: A1A0670

Received on Ice (Y/N): Yes Temp: 3 °C

Laboratory Reference Number
A1A0670-07

Sample Description	Matrix	Sampled Date/Time	Received Date/Time
F33-TW6 Beaumont Site 1, Groundwater Sampling	Liquid	01/07/11 13:50	01/07/11 16:25

Analyte(s)	Result		RDL	MDL	Units	Method	Analysis Date	Analyst	Flag
Volatile Organic Compounds by EPA 8260B									
Chlorobenzene	ND		0.50	0.23	ug/L	EPA 8260B	01/18/11 11:50	eec	
Chloroethane	ND		0.50	0.35	ug/L	EPA 8260B	01/18/11 11:50	eec	
Chloroform	ND		0.50	0.46	ug/L	EPA 8260B	01/18/11 11:50	eec	
Chloromethane	ND		0.50	0.36	ug/L	EPA 8260B	01/18/11 11:50	eec	
cis-1,2-Dichloroethene	ND		0.50	0.18	ug/L	EPA 8260B	01/18/11 11:50	eec	
cis-1,3-Dichloropropene	ND		0.50	0.30	ug/L	EPA 8260B	01/18/11 11:50	eec	
Dibromochloromethane	ND		0.50	0.37	ug/L	EPA 8260B	01/18/11 11:50	eec	
Ethylbenzene	ND		0.50	0.26	ug/L	EPA 8260B	01/18/11 11:50	eec	
Methyl tert Butyl Ether	ND		5.0	0.43	ug/L	EPA 8260B	01/18/11 11:50	eec	
Methylene Chloride	0.22		3.0	0.15	ug/L	EPA 8260B	01/18/11 11:50	eec	J, PblkJ
Styrene	ND		0.50	0.22	ug/L	EPA 8260B	01/18/11 11:50	eec	
Tetrachloroethene	ND		0.50	0.23	ug/L	EPA 8260B	01/18/11 11:50	eec	
Toluene	ND		0.50	0.22	ug/L	EPA 8260B	01/18/11 11:50	eec	
trans-1,2-Dichloroethene	ND		0.50	0.10	ug/L	EPA 8260B	01/18/11 11:50	eec	
trans-1,3-Dichloropropene	ND		0.50	0.24	ug/L	EPA 8260B	01/18/11 11:50	eec	
Trichloroethene	ND		0.50	0.25	ug/L	EPA 8260B	01/18/11 11:50	eec	
Trichlorofluoromethane	ND		5.0	0.16	ug/L	EPA 8260B	01/18/11 11:50	eec	
Vinyl Acetate	ND		10	0.48	ug/L	EPA 8260B	01/18/11 11:50	eec	
Vinyl Chloride	ND		0.50	0.13	ug/L	EPA 8260B	01/18/11 11:50	eec	
Xylenes (m+p)	ND		0.50	0.36	ug/L	EPA 8260B	01/18/11 11:50	eec	
Xylenes (ortho)	ND		0.50	0.41	ug/L	EPA 8260B	01/18/11 11:50	eec	
1,4-Dioxane	ND		35	9.3	ug/L	EPA 8260B	01/18/11 11:50	eec	
Surrogate: 1,2-Dichloroethane-d4	102	%	80-124			EPA 8260B	01/18/11 11:50	eec	
Surrogate: Bromofluorobenzene	101	%	80-120			EPA 8260B	01/18/11 11:50	eec	
Surrogate: Toluene-d8	98.0	%	80-120			EPA 8260B	01/18/11 11:50	eec	

E.S.BABCOCK&Sons,Inc.
Environmental Laboratories est 1906

Client Name: Tetra Tech, Inc. - San Bernardino
Contact: Mark Feldman
Address: 301 E. Vanderbilt Way Suite 450
San Bernardino, CA 92408

Report Date: 28-Jan-2011

Project Name: Tetra-Tech Lockheed
Project Number: TC#26205-01.0101

Work Order Number: A1A0670

Received on Ice (Y/N): Yes Temp: 3 °C

Laboratory Reference Number
A1A0670-07

Sample Description	Matrix	Sampled Date/Time	Received Date/Time
F33-TW6 Beaumont Site 1, Groundwater Sampling	Liquid	01/07/11 13:50	01/07/11 16:25

Analyte(s)	Result	RDL	MDL	Units	Method	Analysis Date	Analyst	Flag
Semivolatile Organic Compounds by EPA 8270C SIM								
1,4-Dioxane	3.4	0.20	0.10	ug/L	EPA8270C M	01/14/11 16:29	KOS	

E.S.BABCOCK&Sons,Inc.
Environmental Laboratories est 1906

Client Name: Tetra Tech, Inc. - San Bernardino
Contact: Mark Feldman
Address: 301 E. Vanderbilt Way Suite 450
San Bernardino, CA 92408

Report Date: 28-Jan-2011

Project Name: Tetra-Tech Lockheed
Project Number: TC#26205-01.0101

Work Order Number: A1A0670

Received on Ice (Y/N): Yes Temp: 3 °C

Laboratory Reference Number

A1A0670-08

Sample Description	Matrix	Sampled Date/Time	Received Date/Time
F33-TW6-F Beaumont Site 1, Groundwater Sampling	Liquid	01/07/11 13:50	01/07/11 16:25

Analyte(s)	Result	RDL	MDL	Units	Method	Analysis Date	Analyst	Flag
Aggregate Organic Compounds								
Dissolved Organic Carbon	1.8	0.70	0.36	mg/L	SM 5310B	01/11/11 18:40	cmd	N-TOC

Client Name: Tetra Tech, Inc. - San Bernardino
Contact: Mark Feldman
Address: 301 E. Vanderbilt Way Suite 450
San Bernardino, CA 92408

Report Date: 28-Jan-2011

Project Name: Tetra-Tech Lockheed
Project Number: TC#26205-01.0101

Work Order Number: A1A0670

Received on Ice (Y/N): Yes Temp: 3 °C

Anions - Batch Quality Control

Analyte(s)	Result	RDL	MDL	Units	Spike Level	Source Result	%REC	%REC Limits	RPD	RPD Limit	Flag
Batch 1A07053 - Analyzed as received											
Blank (1A07053-BLK1)					Prepared & Analyzed: 01/07/11						
Sulfate	ND	0.50	0.37	mg/L							
Nitrate as N	ND	0.20	0.11	mg/L							
LCS (1A07053-BS1)					Prepared & Analyzed: 01/07/11						
Sulfate	51.9	0.50	0.37	mg/L	50.0		104	90-110			
Nitrate as N	12.0	0.20	0.11	mg/L	11.3		106	90-110			
Matrix Spike (1A07053-MS1)			**Source: A1A0662-01**		Prepared & Analyzed: 01/07/11						
Sulfate	258	0.50	0.37	mg/L	100	139	118	87-114			QFnt, QMout
Nitrate as N	8.95	0.20	0.11	mg/L	4.52	4.02	109	78-120			
Matrix Spike Dup (1A07053-MSD1)			**Source: A1A0662-01**		Prepared & Analyzed: 01/07/11						
Sulfate	256	0.50	0.37	mg/L	100	139	117	87-114	0.564	20	QFnt, QMout
Nitrate as N	8.83	0.20	0.11	mg/L	4.52	4.02	107	78-120	1.31	20	

Client Name: Tetra Tech, Inc. - San Bernardino
Contact: Mark Feldman
Address: 301 E. Vanderbilt Way Suite 450
San Bernardino, CA 92408

Report Date: 28-Jan-2011

Project Name: Tetra-Tech Lockheed
Project Number: TC#26205-01.0101

Work Order Number: A1A0670

Received on Ice (Y/N): Yes Temp: 3 °C

Aggregate Organic Compounds - Batch Quality Control

Analyte(s)	Result	RDL	MDL	Units	Spike Level	Source Result	%REC	%REC Limits	RPD	RPD Limit	Flag
Batch 1A11017 - As recieved											
Blank (1A11017-BLK1)					Prepared & Analyzed: 01/11/11						
Dissolved Organic Carbon	ND	0.70	0.36	mg/L							
LCS (1A11017-BS1)					Prepared & Analyzed: 01/11/11						
Dissolved Organic Carbon	3.74	0.70	0.36	mg/L	4.00		93.4	81.5-118			
Matrix Spike (1A11017-MS1)				**Source: A1A0511-01**	Prepared & Analyzed: 01/11/11						
Dissolved Organic Carbon	13.7	0.70	0.36	mg/L	4.00	9.32	109	80-120			
Matrix Spike Dup (1A11017-MSD1)				**Source: A1A0511-01**	Prepared & Analyzed: 01/11/11						
Dissolved Organic Carbon	13.6	0.70	0.36	mg/L	4.00	9.32	108	80-120	0.293	10	
Batch 1A11022 - As recieved											
Blank (1A11022-BLK1)					Prepared: 01/11/11 Analyzed: 01/12/11						
Total Organic Carbon	ND	0.70	0.36	mg/L							
Blank (1A11022-BLK2)					Prepared: 01/11/11 Analyzed: 01/12/11						
Total Organic Carbon	ND	0.70	0.36	mg/L							
LCS (1A11022-BS1)					Prepared: 01/11/11 Analyzed: 01/12/11						
Total Organic Carbon	3.84	0.70	0.36	mg/L	4.00		96.1	90-110			
LCS (1A11022-BS2)					Prepared: 01/11/11 Analyzed: 01/12/11						
Total Organic Carbon	3.75	0.70	0.36	mg/L	4.00		93.6	90-110			
Matrix Spike (1A11022-MS1)				**Source: A1A0654-01**	Prepared: 01/11/11 Analyzed: 01/12/11						
Total Organic Carbon	9.37	0.70	0.36	mg/L	4.00	5.01	109	80-120			

Client Name: Tetra Tech, Inc. - San Bernardino
Contact: Mark Feldman
Address: 301 E. Vanderbilt Way Suite 450
San Bernardino, CA 92408

Report Date: 28-Jan-2011

Project Name: Tetra-Tech Lockheed
Project Number: TC#26205-01.0101

Work Order Number: A1A0670

Received on Ice (Y/N): Yes Temp: 3 °C

Aggregate Organic Compounds - Batch Quality Control

Analyte(s)	Result	RDL	MDL	Units	Spike Level	Source Result	%REC	%REC Limits	RPD	RPD Limit	Flag
Batch 1A11022 - As recieved											
Matrix Spike Dup (1A11022-MSD1)		**Source: A1A0654-01**			Prepared: 01/11/11	Analyzed: 01/12/11					
Total Organic Carbon	9.27	0.70	0.36	mg/L	4.00	5.01	107	80-120	1.03	10	

E.S.BABCOCK&Sons,Inc.
Environmental Laboratories est 1906

Client Name: Tetra Tech, Inc. - San Bernardino
Contact: Mark Feldman
Address: 301 E. Vanderbilt Way Suite 450
San Bernardino, CA 92408

Report Date: 28-Jan-2011

Project Name: Tetra-Tech Lockheed
Project Number: TC#26205-01.0101

Work Order Number: A1A0670

Received on Ice (Y/N): Yes Temp: 3 °C

General Inorganics - Batch Quality Control

Analyte(s)	Result	RDL	MDL	Units	Spike Level	Source Result	%REC	%REC Limits	RPD	RPD Limit	Flag
Batch 1A10040 - Analyzed as received											
Blank (1A10040-BLK1)					Prepared: 01/10/11 Analyzed: 01/12/11						
Perchlorate	ND	0.10	0.071	ug/L*							
LCS (1A10040-BS1)					Prepared: 01/10/11 Analyzed: 01/12/11						
Perchlorate	5.47	0.10	0.071	ug/L*	5.00		109	80-120			
Duplicate (1A10040-DUP1)					**Source: A1A0597-03** Prepared: 01/10/11 Analyzed: 01/12/11						
Perchlorate	1.24	0.10	0.071	ug/L*		1.17			5.67	20	
Matrix Spike (1A10040-MS1)					**Source: A1A0597-03** Prepared: 01/10/11 Analyzed: 01/12/11						
Perchlorate	6.48	0.10	0.071	ug/L*	5.00	1.17	106	80-120			
Matrix Spike Dup (1A10040-MSD1)					**Source: A1A0597-03** Prepared: 01/10/11 Analyzed: 01/12/11						
Perchlorate	6.28	0.10	0.071	ug/L*	5.00	1.17	102	80-120	3.18	20	
Batch 1A17071 - Analyzed as received											
Blank (1A17071-BLK1)					Prepared: 01/17/11 Analyzed: 01/19/11						
Perchlorate	ND	0.10	0.071	ug/L*							
LCS (1A17071-BS1)					Prepared: 01/17/11 Analyzed: 01/19/11						
Perchlorate	4.91	0.10	0.071	ug/L*	5.00		98.2	80-120			
Duplicate (1A17071-DUP1)					**Source: A1A1289-01** Prepared: 01/17/11 Analyzed: 01/19/11						
Perchlorate	0.273	0.10	0.071	ug/L*		0.342			22.4	20	QRPDI
Matrix Spike (1A17071-MS1)					**Source: A1A1289-01** Prepared: 01/17/11 Analyzed: 01/19/11						
Perchlorate	5.52	0.10	0.071	ug/L*	5.00	0.342	104	80-120			

Client Name: Tetra Tech, Inc. - San Bernardino
Contact: Mark Feldman
Address: 301 E. Vanderbilt Way Suite 450
San Bernardino, CA 92408

Report Date: 28-Jan-2011

Project Name: Tetra-Tech Lockheed
Project Number: TC#26205-01.0101

Work Order Number: A1A0670

Received on Ice (Y/N): Yes Temp: 3 °C

General Inorganics - Batch Quality Control

Analyte(s)	Result	RDL	MDL	Units	Spike Level	Source Result	%REC	%REC Limits	RPD	RPD Limit	Flag
Batch 1A17071 - Analyzed as received											
Matrix Spike Dup (1A17071-MSD1)		**Source: A1A1289-01**			Prepared: 01/17/11		Analyzed: 01/19/11				
Perchlorate	5.20	0.10	0.071	ug/L*	5.00	0.342	97.2	80-120	6.04	20	

Client Name: Tetra Tech, Inc. - San Bernardino
Contact: Mark Feldman
Address: 301 E. Vanderbilt Way Suite 450
San Bernardino, CA 92408

Report Date: 28-Jan-2011

Project Name: Tetra-Tech Lockheed
Project Number: TC#26205-01.0101

Work Order Number: A1A0670

Received on Ice (Y/N): Yes Temp: 3 °C

Metals and Metalloids; EPA SW846 Series - Batch Quality Control

Analyte(s)	Result	RDL	MDL	Units	Spike Level	Source Result	%REC	%REC Limits	RPD	RPD Limit	Flag
Batch 1A12037 - EPA 200.2 SOP M02C											
Blank (1A12037-BLK1)					Prepared & Analyzed: 01/13/11						
Iron	ND	20	2.3	ug/L							
LCS (1A12037-BS1)					Prepared & Analyzed: 01/13/11						
Iron	506	20	2.3	ug/L	525		96.4	85-115			
Matrix Spike (1A12037-MS1)					**Source: A1A0851-10** Prepared & Analyzed: 01/13/11						
Iron	505	20	2.3	ug/L	525	ND	96.3	75-125			
Matrix Spike Dup (1A12037-MSD1)					**Source: A1A0851-10** Prepared & Analyzed: 01/13/11						
Iron	513	20	2.3	ug/L	525	ND	97.7	75-125	1.50	20	

Client Name: Tetra Tech, Inc. - San Bernardino
Contact: Mark Feldman
Address: 301 E. Vanderbilt Way Suite 450
San Bernardino, CA 92408

Report Date: 28-Jan-2011

Project Name: Tetra-Tech Lockheed
Project Number: TC#26205-01.0101

Work Order Number: A1A0670

Received on Ice (Y/N): Yes Temp: 3 °C

Volatile Organic Compounds by EPA 8260B - Batch Quality Control

Analyte(s)	Result	RDL	MDL	Units	Spike Level	Source Result	%REC	%REC Limits	RPD	RPD Limit	Flag
Batch 1A17003 - Purge and Trap											
Blank (1A17003-BLK1)					Prepared: 01/17/11 Analyzed: 01/18/11						
1,1,1-Trichloroethane	ND	0.50	0.12	ug/L							
1,1,2,2-Tetrachloroethane	ND	0.50	0.29	ug/L							
1,1,2-Trichloroethane	ND	0.50	0.31	ug/L							
1,1-Dichloroethane	ND	0.50	0.098	ug/L							
1,1-Dichloroethene	ND	0.50	0.12	ug/L							
1,2,3-Trichloropropane	ND	0.50	0.29	ug/L							
1,2-Dichlorobenzene	ND	0.50	0.20	ug/L							
1,2-Dichloroethane	ND	0.50	0.21	ug/L							
1,2-Dichloropropane	ND	0.50	0.19	ug/L							
1,3-Dichlorobenzene	ND	0.50	0.15	ug/L							
1,4-Dichlorobenzene	ND	0.50	0.072	ug/L							
2-Butanone(MEK)	ND	3.0	1.2	ug/L							
2-Hexanone	ND	5.0	1.2	ug/L							
4-Methyl-2-Pentanone(MIBK)	ND	5.0	0.95	ug/L							
Acetone	ND	10	5.0	ug/L							
Benzene	ND	0.50	0.14	ug/L							
Bromodichloromethane	ND	0.50	0.11	ug/L							
Bromoform	ND	1.0	0.50	ug/L							
Bromomethane	ND	0.50	0.48	ug/L							
Carbon Disulfide	ND	0.50	0.36	ug/L							
Carbon Tetrachloride	ND	0.50	0.15	ug/L							
Chlorobenzene	ND	0.50	0.23	ug/L							
Chloroethane	ND	0.50	0.35	ug/L							
Chloroform	ND	0.50	0.46	ug/L							
Chloromethane	ND	0.50	0.36	ug/L							
cis-1,2-Dichloroethene	ND	0.50	0.18	ug/L							
cis-1,3-Dichloropropene	ND	0.50	0.30	ug/L							
Dibromochloromethane	ND	0.50	0.37	ug/L							
Ethylbenzene	ND	0.50	0.26	ug/L							
Methyl tert Butyl Ether	ND	5.0	0.43	ug/L							
Methylene Chloride	0.330	3.0	0.15	ug/L							J
Styrene	ND	0.50	0.22	ug/L							
Tetrachloroethene	ND	0.50	0.23	ug/L							
Toluene	ND	0.50	0.22	ug/L							
trans-1,2-Dichloroethene	ND	0.50	0.10	ug/L							
trans-1,3-Dichloropropene	ND	0.50	0.24	ug/L							

Client Name: Tetra Tech, Inc. - San Bernardino
Contact: Mark Feldman
Address: 301 E. Vanderbilt Way Suite 450
San Bernardino, CA 92408

Report Date: 28-Jan-2011

Project Name: Tetra-Tech Lockheed
Project Number: TC#26205-01.0101

Work Order Number: A1A0670

Received on Ice (Y/N): Yes Temp: 3 °C

Volatile Organic Compounds by EPA 8260B - Batch Quality Control

Analyte(s)	Result	RDL	MDL	Units	Spike Level	Source Result	%REC	%REC Limits	RPD	RPD Limit	Flag
Batch 1A17003 - Purge and Trap											
Blank (1A17003-BLK1)					Prepared: 01/17/11 Analyzed: 01/18/11						
Trichloroethene	ND	0.50	0.25	ug/L							
Trichlorofluoromethane	ND	5.0	0.16	ug/L							
Vinyl Acetate	ND	10	0.48	ug/L							
Vinyl Chloride	ND	0.50	0.13	ug/L							
Xylenes (m+p)	ND	0.50	0.36	ug/L							
Xylenes (ortho)	ND	0.50	0.41	ug/L							
1,4-Dioxane	ND	35	9.3	ug/L							
Surrogate: 1,2-Dichloroethane-d4	*10.2*			ug/L	*10.0*		*102*	*80-124*			
Surrogate: Bromofluorobenzene	*10.3*			ug/L	*10.0*		*103*	*80-120*			
Surrogate: Toluene-d8	*9.69*			ug/L	*10.0*		*96.9*	*80-120*			
Blank (1A17003-BLK2)					Prepared & Analyzed: 01/18/11						
1,1,1-Trichloroethane	ND	0.50	0.12	ug/L							
1,1,2,2-Tetrachloroethane	ND	0.50	0.29	ug/L							
1,1,2-Trichloroethane	ND	0.50	0.31	ug/L							
1,1-Dichloroethane	ND	0.50	0.098	ug/L							
1,1-Dichloroethene	ND	0.50	0.12	ug/L							
1,2,3-Trichloropropane	ND	0.50	0.29	ug/L							
1,2-Dichlorobenzene	ND	0.50	0.20	ug/L							
1,2-Dichloroethane	ND	0.50	0.21	ug/L							
1,2-Dichloropropane	ND	0.50	0.19	ug/L							
1,3-Dichlorobenzene	ND	0.50	0.15	ug/L							
1,4-Dichlorobenzene	ND	0.50	0.072	ug/L							
2-Butanone(MEK)	ND	3.0	1.2	ug/L							
2-Hexanone	ND	5.0	1.2	ug/L							
4-Methyl-2-Pentanone(MIBK)	ND	5.0	0.95	ug/L							
Acetone	ND	10	5.0	ug/L							
Benzene	ND	0.50	0.14	ug/L							
Bromodichloromethane	ND	0.50	0.11	ug/L							
Bromoform	ND	1.0	0.50	ug/L							
Bromomethane	ND	0.50	0.48	ug/L							
Carbon Disulfide	ND	0.50	0.36	ug/L							
Carbon Tetrachloride	ND	0.50	0.15	ug/L							
Chlorobenzene	ND	0.50	0.23	ug/L							
Chloroethane	ND	0.50	0.35	ug/L							
Chloroform	ND	0.50	0.46	ug/L							
Chloromethane	ND	0.50	0.36	ug/L							

Client Name: Tetra Tech, Inc. - San Bernardino
Contact: Mark Feldman
Address: 301 E. Vanderbilt Way Suite 450
San Bernardino, CA 92408

Report Date: 28-Jan-2011

Project Name: Tetra-Tech Lockheed
Project Number: TC#26205-01.0101

Work Order Number: A1A0670

Received on Ice (Y/N): Yes Temp: 3 °C

Volatile Organic Compounds by EPA 8260B - Batch Quality Control

Analyte(s)	Result	RDL	MDL	Units	Spike Level	Source Result	%REC	%REC Limits	RPD	RPD Limit	Flag
Batch 1A17003 - Purge and Trap											
Blank (1A17003-BLK2)					Prepared & Analyzed: 01/18/11						
cis-1,2-Dichloroethene	ND	0.50	0.18	ug/L							
cis-1,3-Dichloropropene	ND	0.50	0.30	ug/L							
Dibromochloromethane	ND	0.50	0.37	ug/L							
Ethylbenzene	ND	0.50	0.26	ug/L							
Methyl tert Butyl Ether	ND	5.0	0.43	ug/L							
Methylene Chloride	ND	3.0	0.15	ug/L							
Styrene	ND	0.50	0.22	ug/L							
Tetrachloroethene	ND	0.50	0.23	ug/L							
Toluene	ND	0.50	0.22	ug/L							
trans-1,2-Dichloroethene	ND	0.50	0.10	ug/L							
trans-1,3-Dichloropropene	ND	0.50	0.24	ug/L							
Trichloroethene	ND	0.50	0.25	ug/L							
Trichlorofluoromethane	ND	5.0	0.16	ug/L							
Vinyl Acetate	ND	10	0.48	ug/L							
Vinyl Chloride	ND	0.50	0.13	ug/L							
Xylenes (m+p)	ND	0.50	0.36	ug/L							
Xylenes (ortho)	ND	0.50	0.41	ug/L							
1,4-Dioxane	ND	35	9.3	ug/L							
Surrogate: 1,2-Dichloroethane-d4	*10.0*			ug/L	*10.0*		*100*	*80-124*			
Surrogate: Bromofluorobenzene	*10.1*			ug/L	*10.0*		*101*	*80-120*			
Surrogate: Toluene-d8	*9.66*			ug/L	*10.0*		*96.6*	*80-120*			
LCS (1A17003-BS1)					Prepared: 01/17/11		Analyzed: 01/18/11				
1,1-Dichloroethane	22.6	0.50	0.098	ug/L	25.0		90.3	70-130			
1,1-Dichloroethene	23.8	0.50	0.12	ug/L	25.0		95.4	70-130			
1,4-Dichlorobenzene	24.4	0.50	0.072	ug/L	25.0		97.6	70-130			
Benzene	23.8	0.50	0.14	ug/L	25.0		95.1	70-130			
Bromodichloromethane	23.7	0.50	0.11	ug/L	25.0		94.8	70-130			
Bromoform	25.0	1.0	0.50	ug/L	25.0		100	70-130			
Chloroform	24.1	0.50	0.46	ug/L	25.0		96.6	70-130			
Dibromochloromethane	25.1	0.50	0.37	ug/L	25.0		101	70-130			
Ethylbenzene	23.7	0.50	0.26	ug/L	25.0		95.0	70-130			
Methyl tert Butyl Ether	25.2	5.0	0.43	ug/L	25.0		101	70-130			
Tetrachloroethene	23.2	0.50	0.23	ug/L	25.0		92.7	70-130			
Toluene	23.3	0.50	0.22	ug/L	25.0		93.2	70-130			
Trichloroethene	23.8	0.50	0.25	ug/L	25.0		95.1	70-130			
Vinyl Chloride	23.7	0.50	0.13	ug/L	25.0		94.8	70-130			

Client Name: Tetra Tech, Inc. - San Bernardino
Contact: Mark Feldman
Address: 301 E. Vanderbilt Way Suite 450
San Bernardino, CA 92408

Report Date: 28-Jan-2011

Project Name: Tetra-Tech Lockheed
Project Number: TC#26205-01.0101

Work Order Number: A1A0670

Received on Ice (Y/N): Yes Temp: 3 °C

Volatile Organic Compounds by EPA 8260B - Batch Quality Control

Analyte(s)	Result	RDL	MDL	Units	Spike Level	Source Result	%REC	%REC Limits	RPD	RPD Limit	Flag
Batch 1A17003 - Purge and Trap											
LCS (1A17003-BS1)					Prepared: 01/17/11 Analyzed: 01/18/11						
Xylenes (m+p)	47.9	0.50	0.36	ug/L	50.0		95.7	70-130			
Xylenes (ortho)	24.0	0.50	0.41	ug/L	25.0		96.0	70-130			
Surrogate: 1,2-Dichloroethane-d4	*10.1*			ug/L	*10.0*		*101*	*80-124*			
Surrogate: Bromofluorobenzene	*10.2*			ug/L	*10.0*		*102*	*80-120*			
Surrogate: Toluene-d8	*9.76*			ug/L	*10.0*		*97.6*	*80-120*			
LCS Dup (1A17003-BSD1)					Prepared: 01/17/11 Analyzed: 01/18/11						
1,1-Dichloroethane	22.1	0.50	0.098	ug/L	25.0		88.4	70-130	2.19	20	
1,1-Dichloroethene	23.4	0.50	0.12	ug/L	25.0		93.5	70-130	1.95	20	
1,4-Dichlorobenzene	23.6	0.50	0.072	ug/L	25.0		94.4	70-130	3.29	20	
Benzene	23.3	0.50	0.14	ug/L	25.0		93.2	70-130	1.95	20	
Bromodichloromethane	23.2	0.50	0.11	ug/L	25.0		92.6	70-130	2.39	20	
Bromoform	24.9	1.0	0.50	ug/L	25.0		99.6	70-130	0.401	20	
Chloroform	23.8	0.50	0.46	ug/L	25.0		95.1	70-130	1.54	20	
Dibromochloromethane	24.9	0.50	0.37	ug/L	25.0		99.6	70-130	0.879	20	
Ethylbenzene	22.9	0.50	0.26	ug/L	25.0		91.7	70-130	3.47	20	
Methyl tert Butyl Ether	24.7	5.0	0.43	ug/L	25.0		98.8	70-130	1.97	20	
Tetrachloroethene	22.1	0.50	0.23	ug/L	25.0		88.6	70-130	4.59	20	
Toluene	22.6	0.50	0.22	ug/L	25.0		90.5	70-130	2.87	20	
Trichloroethene	23.3	0.50	0.25	ug/L	25.0		93.0	70-130	2.17	20	
Vinyl Chloride	23.1	0.50	0.13	ug/L	25.0		92.6	70-130	2.39	20	
Xylenes (m+p)	46.4	0.50	0.36	ug/L	50.0		92.7	70-130	3.16	20	
Xylenes (ortho)	23.6	0.50	0.41	ug/L	25.0		94.2	70-130	1.89	20	
Surrogate: 1,2-Dichloroethane-d4	*9.73*			ug/L	*10.0*		*97.3*	*80-124*			
Surrogate: Bromofluorobenzene	*10.0*			ug/L	*10.0*		*100*	*80-120*			
Surrogate: Toluene-d8	*9.72*			ug/L	*10.0*		*97.2*	*80-120*			
Duplicate (1A17003-DUP1)				**Source: A1A0848-02**	Prepared: 01/17/11 Analyzed: 01/18/11						
1,1,1,2-Tetrachloroethane	ND	0.50	0.14	ug/L		ND				40	
1,1,1-Trichloroethane	ND	0.50	0.12	ug/L		ND				40	
1,1,2,2-Tetrachloroethane	ND	0.50	0.29	ug/L		ND				40	
1,1,2-Trichloroethane	ND	0.50	0.31	ug/L		ND				40	
1,1-Dichloroethane	ND	0.50	0.098	ug/L		ND				40	
1,1-Dichloroethene	ND	0.50	0.12	ug/L		ND				40	
1,1-Dichloropropene	ND	0.50	0.14	ug/L		ND				40	
1,2,3-Trichloropropane	ND	0.50	0.29	ug/L		ND				40	
1,2,4-Trichlorobenzene	ND	0.50	0.34	ug/L		ND				40	
1,2-Dichlorobenzene	ND	0.50	0.20	ug/L		ND				40	

Client Name: Tetra Tech, Inc. - San Bernardino
Contact: Mark Feldman
Address: 301 E. Vanderbilt Way Suite 450
San Bernardino, CA 92408

Report Date: 28-Jan-2011

Project Name: Tetra-Tech Lockheed
Project Number: TC#26205-01.0101

Work Order Number: A1A0670

Received on Ice (Y/N): Yes Temp: 3 °C

Volatile Organic Compounds by EPA 8260B - Batch Quality Control

Analyte(s)	Result	RDL	MDL	Units	Spike Level	Source Result	%REC	%REC Limits	RPD	RPD Limit	Flag
Batch 1A17003 - Purge and Trap											
Duplicate (1A17003-DUP1)			**Source: A1A0848-02**	Prepared: 01/17/11 Analyzed: 01/18/11							
1,2-Dichloroethane	ND	0.50	0.21	ug/L		ND				40	
1,2-Dichloropropane	ND	0.50	0.19	ug/L		ND				40	
1,3-Dichlorobenzene	ND	0.50	0.15	ug/L		ND				40	
1,3-Dichloropropane	ND	0.50	0.22	ug/L		ND				40	
1,4-Dichlorobenzene	ND	0.50	0.072	ug/L		ND				40	
2,2-Dichloropropane	ND	0.50	0.49	ug/L		ND				40	
2-Butanone(MEK)	ND	3.0	1.2	ug/L		ND				40	
2-Hexanone	ND	5.0	1.2	ug/L		ND				40	
4-Methyl-2-Pentanone(MIBK)	ND	5.0	0.95	ug/L		ND				40	
Acetone	ND	10	5.0	ug/L		ND				40	
Acetonitrile	ND	10	2.2	ug/L		ND				40	
Acrolein	ND	10	3.7	ug/L		ND				40	
Acrylonitrile	ND	10	3.3	ug/L		ND				40	
Allyl Chloride	ND	5.0	0.20	ug/L		ND				40	
Benzene	ND	0.50	0.14	ug/L		ND				40	
Bromochloromethane	ND	0.50	0.33	ug/L		ND				40	
Bromodichloromethane	ND	0.50	0.11	ug/L		ND				40	
Bromoform	ND	1.0	0.50	ug/L		ND				40	
Bromomethane	ND	0.50	0.48	ug/L		ND				40	
Carbon Disulfide	ND	0.50	0.36	ug/L		ND				40	
Carbon Tetrachloride	ND	0.50	0.15	ug/L		ND				40	
Chlorobenzene	ND	0.50	0.23	ug/L		ND				40	
Chloroethane	ND	0.50	0.35	ug/L		ND				40	
Chloroform	ND	0.50	0.46	ug/L		ND				40	
Chloromethane	ND	0.50	0.36	ug/L		ND				40	
Chloroprene	ND	10	0.21	ug/L		ND				40	
cis-1,2-Dichloroethene	ND	0.50	0.18	ug/L		ND				40	
cis-1,3-Dichloropropene	ND	0.50	0.30	ug/L		ND				40	
Dibromochloromethane	ND	0.50	0.37	ug/L		ND				40	
Dibromomethane	ND	0.50	0.16	ug/L		ND				40	
Dichlorodifluoromethane	ND	0.50	0.18	ug/L		ND				40	
Ethyl Methacrylate	ND	0.50	0.48	ug/L		ND				40	
Ethylbenzene	ND	0.50	0.26	ug/L		ND				40	
Iodomethane	ND	10	1.1	ug/L		ND				40	
Isobutyl Alcohol	ND	100	4.8	ug/L		ND				40	
Methacrylonitrile	ND	10	2.9	ug/L		ND				40	

Client Name: Tetra Tech, Inc. - San Bernardino
Contact: Mark Feldman
Address: 301 E. Vanderbilt Way Suite 450
San Bernardino, CA 92408

Report Date: 28-Jan-2011

Project Name: Tetra-Tech Lockheed
Project Number: TC#26205-01.0101

Work Order Number: A1A0670

Received on Ice (Y/N): Yes Temp: 3 °C

Volatile Organic Compounds by EPA 8260B - Batch Quality Control

Analyte(s)	Result	RDL	MDL	Units	Spike Level	Source Result	%REC	%REC Limits	RPD	RPD Limit	Flag
Batch 1A17003 - Purge and Trap											
Duplicate (1A17003-DUP1)			**Source: A1A0848-02**	Prepared: 01/17/11	Analyzed: 01/18/11						
Methyl Methacrylate	ND	5.0	0.96	ug/L		ND				40	
Methyl tert Butyl Ether	ND	5.0	0.43	ug/L		ND				40	
Methylene Chloride	ND	3.0	0.15	ug/L		ND				40	
Naphthalene	ND	0.50	0.44	ug/L		ND				40	
Propionitrile	ND	200	3.7	ug/L		ND				40	
Styrene	ND	0.50	0.22	ug/L		ND				40	
Tetrachloroethene	ND	0.50	0.23	ug/L		ND				40	
Toluene	ND	0.50	0.22	ug/L		ND				40	
trans-1,2-Dichloroethene	ND	0.50	0.10	ug/L		ND				40	
trans-1,3-Dichloropropene	ND	0.50	0.24	ug/L		ND				40	
trans-1,4-Dichloro-2-butene	ND	5.0	0.58	ug/L		ND				40	
Trichloroethene	ND	0.50	0.25	ug/L		ND				40	
Trichlorofluoromethane	ND	5.0	0.16	ug/L		ND				40	
Vinyl Acetate	ND	10	0.48	ug/L		ND				40	
Vinyl Chloride	ND	0.50	0.13	ug/L		ND				40	
Xylenes (m+p)	ND	0.50	0.36	ug/L		ND				40	
Xylenes (ortho)	ND	0.50	0.41	ug/L		ND				40	
Xylenes (total)	ND	1.0	0.41	ug/L		ND				200	
Surrogate: 1,2-Dichloroethane-d4	*10.4*			ug/L	*10.0*		*104*	*80-124*			
Surrogate: Bromofluorobenzene	*10.3*			ug/L	*10.0*		*103*	*80-120*			
Surrogate: Toluene-d8	*9.86*			ug/L	*10.0*		*98.6*	*80-120*			
Matrix Spike (1A17003-MS1)			**Source: A1A0670-05**	Prepared: 01/17/11	Analyzed: 01/18/11						
1,1-Dichloroethane	24.6	0.50	0.098	ug/L	25.0	ND	98.6	70-130			
1,1-Dichloroethene	26.7	0.50	0.12	ug/L	25.0	ND	107	70-130			
1,4-Dichlorobenzene	26.7	0.50	0.072	ug/L	25.0	ND	107	70-130			
Benzene	25.8	0.50	0.14	ug/L	25.0	ND	103	70-130			
Bromodichloromethane	25.9	0.50	0.11	ug/L	25.0	ND	104	70-130			
Bromoform	27.1	1.0	0.50	ug/L	25.0	ND	108	70-130			
Chloroform	26.3	0.50	0.46	ug/L	25.0	ND	105	70-130			
Dibromochloromethane	27.8	0.50	0.37	ug/L	25.0	ND	111	70-130			
Ethylbenzene	26.4	0.50	0.26	ug/L	25.0	ND	106	70-130			
Methyl tert Butyl Ether	26.9	5.0	0.43	ug/L	25.0	ND	108	70-130			
Tetrachloroethene	26.0	0.50	0.23	ug/L	25.0	ND	104	70-130			
Toluene	25.9	0.50	0.22	ug/L	25.0	ND	104	70-130			
Trichloroethene	26.8	0.50	0.25	ug/L	25.0	ND	107	70-130			
Vinyl Chloride	26.0	0.50	0.13	ug/L	25.0	ND	104	70-130			

Client Name: Tetra Tech, Inc. - San Bernardino
Contact: Mark Feldman
Address: 301 E. Vanderbilt Way Suite 450
San Bernardino, CA 92408

Report Date: 28-Jan-2011

Project Name: Tetra-Tech Lockheed
Project Number: TC#26205-01.0101

Work Order Number: A1A0670

Received on Ice (Y/N): Yes Temp: 3 °C

Volatile Organic Compounds by EPA 8260B - Batch Quality Control

Analyte(s)	Result	RDL	MDL	Units	Spike Level	Source Result	%REC	%REC Limits	RPD	RPD Limit	Flag
Batch 1A17003 - Purge and Trap											
Matrix Spike (1A17003-MS1)			**Source: A1A0670-05**		Prepared: 01/17/11		Analyzed: 01/18/11				
Xylenes (m+p)	53.8	0.50	0.36	ug/L	50.0	ND	108	70-130			
Xylenes (ortho)	26.7	0.50	0.41	ug/L	25.0	ND	107	70-130			
Surrogate: 1,2-Dichloroethane-d4	*9.62*			ug/L	*10.0*		*96.2*	*80-124*			
Surrogate: Bromofluorobenzene	*10.2*			ug/L	*10.0*		*102*	*80-120*			
Surrogate: Toluene-d8	*9.81*			ug/L	*10.0*		*98.1*	*80-120*			

E.S.BABCOCK&Sons,Inc.
Environmental Laboratories est 1906

Client Name: Tetra Tech, Inc. - San Bernardino
Contact: Mark Feldman
Address: 301 E. Vanderbilt Way Suite 450
San Bernardino, CA 92408

Report Date: 28-Jan-2011

Project Name: Tetra-Tech Lockheed
Project Number: TC#26205-01.0101

Work Order Number: A1A0670

Received on Ice (Y/N): Yes Temp: 3 °C

Semivolatile Organic Compounds by EPA 8270C SIM - Batch Quality Control

Analyte(s)	Result	RDL	MDL	Units	Spike Level	Source Result	%REC	%REC Limits	RPD	RPD Limit	Flag
Batch 1A11004 - EPA 3520C											
Blank (1A11004-BLK1)					Prepared: 01/11/11 Analyzed: 01/14/11						
1,4-Dioxane	ND	0.20	0.10	ug/L							
LCS (1A11004-BS1)					Prepared: 01/11/11 Analyzed: 01/14/11						
1,4-Dioxane	1.08	0.20	0.10	ug/L	1.00		108	85-127			
LCS Dup (1A11004-BSD1)					Prepared: 01/11/11 Analyzed: 01/14/11						
1,4-Dioxane	1.06	0.20	0.10	ug/L	1.00		106	85-127	1.87	20	
Matrix Spike (1A11004-MS1)				**Source: A1A0788-01**	Prepared: 01/11/11 Analyzed: 01/14/11						
1,4-Dioxane	1.58	0.20	0.10	ug/L	1.05	0.472	105	63-142			
Matrix Spike Dup (1A11004-MSD1)				**Source: A1A0788-01**	Prepared: 01/11/11 Analyzed: 01/14/11						
1,4-Dioxane	1.61	0.20	0.10	ug/L	1.05	0.472	108	63-142	1.98	40	

E.S.BABCOCK&Sons,Inc.
Environmental Laboratories est 1906

Client Name: Tetra Tech, Inc. - San Bernardino
Contact: Mark Feldman
Address: 301 E. Vanderbilt Way Suite 450
San Bernardino, CA 92408

Report Date: 28-Jan-2011

Project Name: Tetra-Tech Lockheed
Project Number: TC#26205-01.0101

Work Order Number: A1A0670

Received on Ice (Y/N): Yes Temp: 3 °C

Notes and Definitions

J	Estimated value
N-TOCd	Sample filtered and preserved at laboratory after 15 minute regulatory holding time.
PblkJ	The analyte was detected in the Method Blank at a concentration between the MDL and the MRL.
QFnt	The referenced sample did not require this QC analyte, so a follow-up is not needed.
QMout	MS and/or MSD recovery did not meet laboratory acceptance criteria.
QRPDl	Analyte concentration was below range for valid RPD determination.
ND:	Analyte NOT DETECTED at or above the Method Detection Limit **(if MDL is reported)**, otherwise at or above the Reportable Detection Limit (RDL)
NR:	Not Reported
RDL:	Reportable Detection Limit
MDL:	Method Detection Limit

* / (Non-NELAP): NELAP does not offer accreditation for this analyte/method/matrix combination

Approval

Enclosed are the analytical results for the submitted sample(s). Babcock Laboratories certify the data presented as part of this report meet the minimum quality standards in the referenced analytical methods. Any exceptions have been noted. Babcock Laboratories and its officers and employees assume no responsibility and make no warranty, express or implied, for uses or interpretations made by any recipients, intended or unintended, of this report.

Lorenzo Rodriguez

Lorenzo (Z) Rodriguez

Project Manager

cc:

ESB_ mdl_PDF

E.S.BABCOCK&Sons,Inc.
Environmental Laboratories est 1906

Client Name: Tetra Tech, Inc. - San Bernardino
Contact: Mark Feldman
Address: 301 E. Vanderbilt Way Suite 450
San Bernardino, CA 92408

Report Date: 28-Jan-2011

Project Name: Tetra-Tech Lockheed
Project Number: TC#26205-01.0101

Work Order Number: A1A0670

Received on Ice (Y/N): Yes Temp: 3 °C

microseeps
from insight comes solutions

Client Name: ES Babcock and Sons, Inc
Contact: Lorenzo Rodriguez
Address: 6100 Quail Valley
PO Box 432
Riverside, CA 92502-0432

Page: Page 1 of 6
Lab Proj #: P1101064
Report Date: 01/24/11
Client Proj Name: A1A0670
Client Proj #: A1A0670

Laboratory Results

Total pages in data package: 7

Lab Sample #	Client Sample ID
P1101064-01	F33-TW2
P1101064-02	F33-TW7
P1101064-03	F33-TW6

Microseeps test results meet all the requirements of the NELAC standards or provide reasons and/or justification if they do not.

Approved By: Heather Hauser (SAD) ***Date:*** 1-25-11

Project Manager: Heather Hauser

The analytical results reported here are reliable and usable to the precision expressed in this report. As required by some regulating authorities, a full discussion of the uncertainty in our analytical results can be obtained at our web site or through customer service. Unless otherwise specified, all results are reported on a wet weight basis.

As a valued client we would appreciate your comments on our service.
Please call customer service at (412)826-5245 or email customerservice@microseeps.com.

Case Narrative:

220 William Pitt Way • Pittsburgh, PA 15238 • Tel 412-826-5245 • Fax 412-826-3433
website www.microseeps.com email info@microseeps.com

Client Name: Tetra Tech, Inc. - San Bernardino
Contact: Mark Feldman
Address: 301 E. Vanderbilt Way Suite 450
San Bernardino, CA 92408

Report Date: 28-Jan-2011

Project Name: Tetra-Tech Lockheed
Project Number: TC#26205-01.0101

Work Order Number: A1A0670

Received on Ice (Y/N): Yes Temp: 3 °C

Client Name: ES Babcock and Sons, Inc
Contact: Lorenzo Rodriguez
Address: 6100 Quail Valley
PO Box 432
Riverside, CA 92502-0432

Lab Proj #: P1101064
Report Date: 01/24/11
Client Proj Name: A1A0670
Client Proj #: A1A0670

Sample Description	Matrix	Lab Sample #	Sampled Date/Time	Received
F33-TW2	Water	P1101064-01	07 Jan. 11 11:12	11 Jan. 11 10:28

Analyte(s)	Flag	Result	PQL	Units	Method #	Analysis Date	By
RiskAnalysis							
N Ethane	U	< 0.10	0.10	ug/L	RSK-175	1/20/11	gt
N Ethene	U	< 0.10	0.10	ug/L	RSK-175	1/20/11	gt
N Hydrogen		9.600	0.600	nM	AM20GAX	1/12/11	gt
N Methane		130.00	0.10	ug/L	RSK-175	1/20/11	gt

PA02-00538

Data Qualifiers: J - estimated value, U - Non detect, R - Poor surrogate recovery, M - Recovery/RPD poor for MS/MSD, SAMP/DUP, B - detected in blank, S - field sample as received did not meet NELAC sample acceptance criteria, L - Subcontracted Lab used, N - NELAC certified analysis

MICROSEEPS

Client Name: Tetra Tech, Inc. - San Bernardino
Contact: Mark Feldman
Address: 301 E. Vanderbilt Way Suite 450
San Bernardino, CA 92408

Report Date: 28-Jan-2011

Project Name: Tetra-Tech Lockheed
Project Number: TC#26205-01.0101

Work Order Number: A1A0670

Received on Ice (Y/N): Yes Temp: 3 °C

Client Name: ES Babcock and Sons, Inc
Contact: Lorenzo Rodriguez
Address: 6100 Quail Valley
PO Box 432
Riverside, CA 92502-0432

Lab Proj #: P1101064
Report Date: 01/24/11
Client Proj Name: A1A0670
Client Proj #: A1A0670

Sample Description	Matrix	Lab Sample #	Sampled Date/Time	Received
F33-TW7	Water	P1101064-02	07 Jan. 11 12:45	11 Jan. 11 10:28

Analyte(s)	Flag	Result	PQL	Units	Method #	Analysis Date	By
RiskAnalysis							
N Ethane	U	< 0.10	0.10	ug/L	RSK-175	1/20/11	gt
N Ethene	U	< 0.10	0.10	ug/L	RSK-175	1/20/11	gt
N Hydrogen		8.400	0.600	nM	AM20GAX	1/12/11	gt
N Methane		130.00	0.10	ug/L	RSK-175	1/20/11	gt

PA02-00538

Data Qualifiers: J - estimated value, U - Non detect, R - Poor surrogate recovery, M - Recovery/RPD poor for MS/MSD, SAMP/DUP, B - detected in blank, S - field sample as received did not meet NELAC sample acceptance criteria, L - Subcontracted Lab used, N - NELAC certified analysis

MICROSEEPS

Client Name: Tetra Tech, Inc. - San Bernardino
Contact: Mark Feldman
Address: 301 E. Vanderbilt Way Suite 450
San Bernardino, CA 92408

Report Date: 28-Jan-2011

Project Name: Tetra-Tech Lockheed
Project Number: TC#26205-01.0101

Work Order Number: A1A0670

Received on Ice (Y/N): Yes Temp: 3 °C

Client Name: ES Babcock and Sons, Inc
Contact: Lorenzo Rodriguez
Address: 6100 Quail Valley
PO Box 432
Riverside, CA 92502-0432

Lab Proj #: P1101064
Report Date: 01/24/11
Client Proj Name: A1A0670
Client Proj #: A1A0670

Sample Description	Matrix	Lab Sample #	Sampled Date/Time	Received
F33-TW6	Water	P1101064-03	07 Jan. 11 13:50	11 Jan. 11 10:28

Analyte(s)	Flag	Result	PQL	Units	Method #	Analysis Date	By
RiskAnalysis							
N Ethane	U	< 0.10	0.10	ug/L	RSK-175	1/20/11	gt
N Ethene	U	< 0.10	0.10	ug/L	RSK-175	1/20/11	gt
N Hydrogen		9.300	0.600	nM	AM20GAX	1/12/11	gt
N Methane		2.50	0.10	ug/L	RSK-175	1/20/11	gt

PA02-00538

Data Qualifiers: J - estimated value, U - Non detect, R - Poor surrogate recovery, M - Recovery/RPD poor for MS/MSD, SAMP/DUP, B - detected in blank, S - field sample as received did not meet NELAC sample acceptance criteria, L - Subcontracted Lab used, N - NELAC certified analysis

MICROSEEPS

Client Name: Tetra Tech, Inc. - San Bernardino
Contact: Mark Feldman
Address: 301 E. Vanderbilt Way Suite 450
San Bernardino, CA 92408

Report Date: 28-Jan-2011

Analytical Report: Page 37 of 40
Project Name: Tetra-Tech Lockheed
Project Number: TC#26205-01.0101

Work Order Number: A1A0670

Received on Ice (Y/N): Yes Temp: 3 °C

Client Name: ES Babcock and Sons, Inc
Contact: Lorenzo Rodriguez
Address: 6100 Quail Valley
PO Box 432
Riverside, CA 92502-0432

Page: Page 5 of 6
Lab Proj #: P1101064
Report Date: 01/24/11
Client Proj Name: A1A0670
Client Proj #: A1A0670

Prep Method: Hydrogen by Bubble Strip
Analysis Method: Hydrogen by Bubble Strip

M110113033-MB

	Result		TrueSpikeConc.	RDL	%Recovery	Ctl Limits
Hydrogen	< 0.600	nM		0.6		- NA

M110113033-LCS

	Result		TrueSpikeConc.	%Recovery	Ctl Limits
Hydrogen	53.000	nM	48.91	108.00	80 - 120

M110113033-LCSD

	Result		TrueSpikeConc.	%Recovery	Ctl Limits	RPD	RPD Ctl Limits
Hydrogen	53.000	nM	48.91	108.00	80 - 120	0	0 - 20

Outlined Results indicate results outside of Control limits

PA02-00538

Data Qualifiers: J - estimated value, U - Non detect, R - Poor surrogate recovery, M - Recovery/RPD poor for MS/MSD, SAMP/DUP, B - detected in blank, S - field sample as received did not meet NELAC sample acceptance criteria, L - Subcontracted Lab used, N - NELAC certified analysis

MICROSEEPS

Client Name: Tetra Tech, Inc. - San Bernardino
Contact: Mark Feldman
Address: 301 E. Vanderbilt Way Suite 450
San Bernardino, CA 92408

Report Date: 28-Jan-2011

Analytical Report: Page 38 of 40
Project Name: Tetra-Tech Lockheed
Project Number: TC#26205-01.0101

Work Order Number: A1A0670

Received on Ice (Y/N): Yes Temp: 3 °C

Client Name: ES Babcock and Sons, Inc
Contact: Lorenzo Rodriguez
Address: 6100 Quail Valley
PO Box 432
Riverside, CA 92502-0432

Page: Page 6 of 6
Lab Proj #: P1101064
Report Date: 01/24/11
Client Proj Name: A1A0670
Client Proj #: A1A0670

Prep Method: Light Hydrocarbons (C1-C4) in Water
Analysis Method: Light Hydrocarbons (C1-C4) in Water

M110120026-MB

	Result		TrueSpikeConc.	RDL	%Recovery	Ctl Limits
Methane	0.09	ug/L		0.10		- NA
Ethane	< 0.10	ug/L		0.10		- NA
Ethene	< 0.10	ug/L		0.10		- NA

M110120026-LCS

	Result		TrueSpikeConc.	%Recovery	Ctl Limits
Methane	47.00	ug/L	48.40	97.00	85 - 115
Ethane	86.00	ug/L	90.00	96.00	85 - 115
Ethene	80.00	ug/L	81.60	98.00	85 - 115

M110120026-LCSD

	Result		TrueSpikeConc.	%Recovery	Ctl Limits	RPD	RPD Ctl Limits
Methane	47.00	ug/L	48.40	97.00	85 - 115	0.00	0 - 20
Ethane	86.00	ug/L	90.00	96.00	85 - 115	0.00	0 - 20
Ethene	81.00	ug/L	81.60	99.00	85 - 115	1.24	0 - 20

P1101101-02A-DUP

	Result		TrueSpikeConc.	%Recovery	Ctl Limits	RPD	RPD Ctl Limits
Methane	9.30	ug/L			- NA	7.25	0 - 20
Ethane	9.00	ug/L			- NA	3.28	0 - 20
Ethene	7.20	ug/L			- NA	4.08	0 - 20

Outlined Results indicate results outside of Control limits

PA02-00538

Data Qualifiers: J - estimated value, U - Non detect, R - Poor surrogate recovery, M - Recovery/RPD poor for MS/MSD, SAMP/DUP, B - detected in blank, S - field sample as received did not meet NELAC sample acceptance criteria, L - Subcontracted Lab used, N - NELAC certified analysis

MICROSEEPS

E.S.BABCOCK&Sons,Inc.
Environmental Laboratories est 1906

Client Name: Tetra Tech, Inc. - San Bernardino
Contact: Mark Feldman
Address: 301 E. Vanderbilt Way Suite 450
San Bernardino, CA 92408

Report Date: 28-Jan-2011

Analytical Report: Page 39 of 40
Project Name: Tetra-Tech Lockheed
Project Number: TC#26205-01.0101

Work Order Number: A1A0670

Received on Ice (Y/N): Yes Temp: 3 °C

P11010064

SUBCONTRACT ORDER Printed: 1/7/2011 19:04

E.S. Babcock & Sons, Inc.

A1A0670 trackings 12578 1X9 01 4901 8442

SENDING LABORATORY:
E.S. Babcock & Sons, Inc.
P. O. Box 432
Riverside, CA 92502-0432
Phone: (951) 653-3351
Fax: (951) 653-1662
Project Manager: Lorenzo (Z) Rodriguez

RECEIVING LABORATORY:
Microseeps - Subcontract
220 William Pitt Way
Pittsburgh, PA 15238
Phone :(800) 659-2887
Fax: -

Need QC, J-Flag, Special EDD. LJC to email RUSH results and final PDF. All soilds report Dry Wt. Basis. All invoices for REVIEW prior to mailing. MONTHLY BILLING Email individual invoices to tes.sbo.ap@tetratech.com Login in-house & subcotract on same WO#

Analysis	Due	Expires Past Date	Regulatory Days Sampled	Laboratory ID	Comments
Sample ID: A1A0670-03	**Liquid**	**Sampled:01/07/11 11:12**		**F33-TW2**	***Proj.No.:*[none]**
Subout_01	01/21/11 17:00		01/17/11 11:12	J-flags RSK175 - Methane, Ethane, Ethene	
Subout	01/21/11 17:00		01/17/11 11:12	J-flags AM20GAX - Hydrogen	
Containers Supplied:					
Voa Vial -Unpres (J)	Voa Vial -Unpres (K)		Other- Unpres. (L)		
Sample ID: A1A0670-05	**Liquid**	**Sampled:01/07/11 12:45**		**F33-TW7**	***Proj.No.:*[none]**
Subout_01	01/21/11 17:00		01/17/11 12:45	J-flags RSK175 - Methane, Ethane, Ethene	
Subout	01/21/11 17:00		01/17/11 12:45	J-flags AM20GAX - Hydrogen	
Containers Supplied:					
Voa Vial -Unpres (J)	Voa Vial -Unpres (K)		Other- Unpres. (L)		
Sample ID: A1A0670-07	**Liquid**	**Sampled:01/07/11 13:50**		**F33-TW6**	***Proj.No.:*[none]**
Subout_01	01/21/11 17:00		01/17/11 13:50	J-flags RSK175 - Methane, Ethane, Ethene	
Subout	01/21/11 17:00		01/17/11 13:50	J-flags AM20GAX - Hydrogen	
Containers Supplied:					
Voa Vial -Unpres (J)	Voa Vial -Unpres (K)		Other- Unpres. (L)		

All Containers Intact: _____ Yes _____ No Samples Preserved Properly: _____ Yes _____ No

Samples Received at 4 oC Sample Lables / COC Agree: _____ Yes _____ No Custody Seals Present: _____ Yes _____ No

Please forward all acknowledgements of sample receipt, final reports and invoices to data@babcocklabs.com
NO HARDCOPIES PLEASE.

Released By 1-10-11 Date Received By Date

Released By Date Received By 1/11/11 Date 1000

Page 1 of 1

E.S.BABCOCK&Sons,Inc.
Environmental Laboratories est 1906

Client Name: Tetra Tech, Inc. - San Bernardino
Contact: Mark Feldman
Address: 301 E. Vanderbilt Way Suite 450
San Bernardino, CA 92408

Report Date: 28-Jan-2011

Analytical Report: Page 40 of 40
Project Name: Tetra-Tech Lockheed
Project Number: TC#26205-01.0101

Work Order Number: A1A0670

Received on Ice (Y/N): Yes Temp: 3 °C

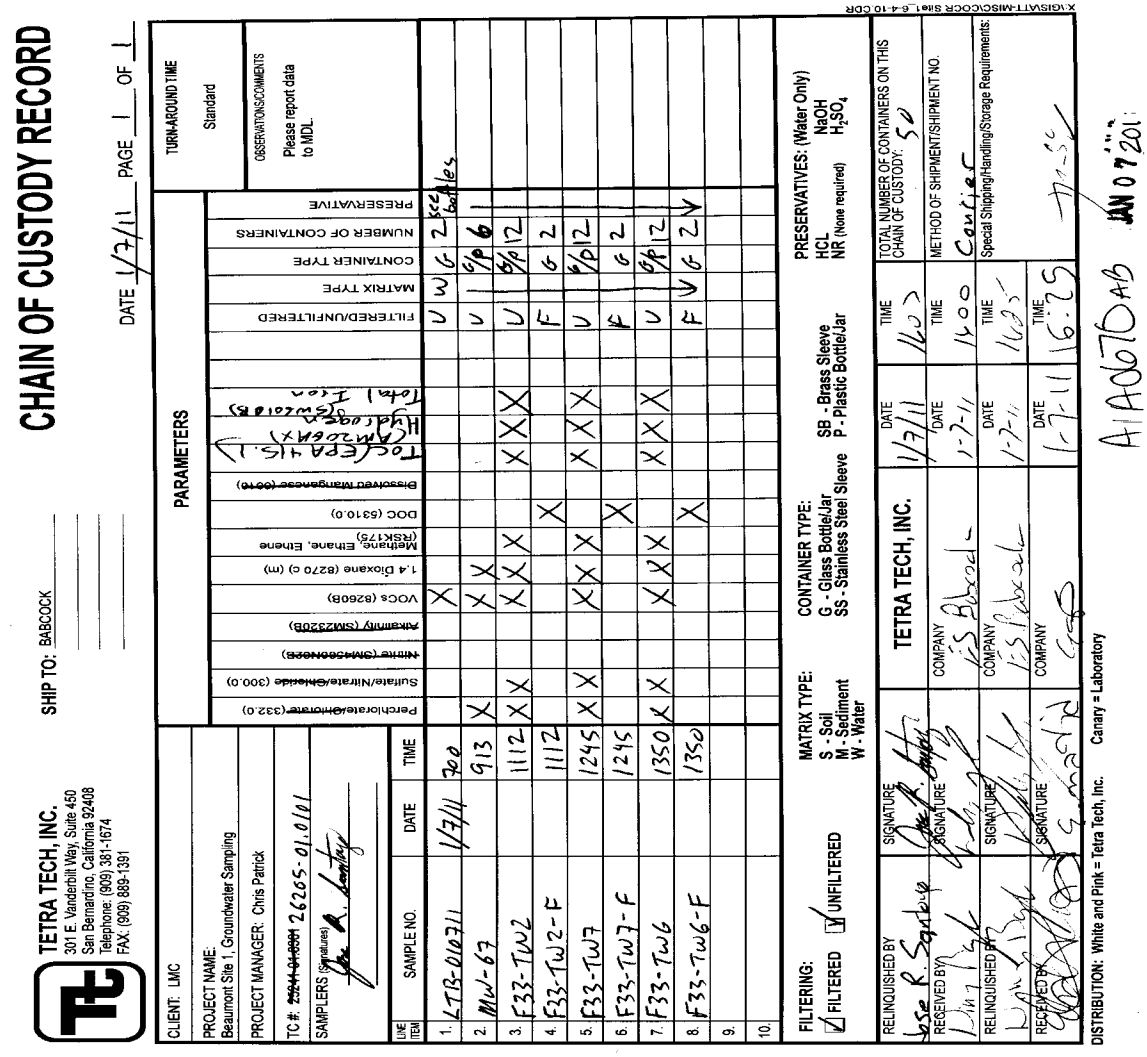

CHAIN OF CUSTODY RECORD

TETRA TECH, INC.
301 E. Vanderbilt Way, Suite 450
San Bernardino, California 92408
Telephone: (909) 381-1674
FAX: (909) 889-1391

SHIP TO: BABCOCK

DATE 1/7/11 PAGE 1 OF 1

CLIENT: LMC
PROJECT NAME: Beaumont Site 1, Groundwater Sampling
PROJECT MANAGER: Chris Patrick
TC #: ~~25241-01.0301~~ 26205-01.0101
SAMPLERS (Signatures) Jose R. Santoyo

TURN-AROUND TIME: Standard

OBSERVATIONS/COMMENTS: Please report data to MDL.

PARAMETERS

LINE ITEM	SAMPLE NO.	DATE	TIME	Perchlorate/~~Chlorate~~ (332.0)	Sulfate/Nitrate/~~Chloride~~ (300.0)	~~Nitrite (SM4500NO2B)~~	~~Alkalinity (SM2320B)~~	VOCs (8260B)	1,4 Dioxane (8270 c) (m)	Methane, Ethane, Ethene (RSK175)	DOC (5310.0)	~~Dissolved Manganese (6010)~~	TOC (EPA 415.1) (AM206AX)	Hydrogen (SW2010B)	Total Iron			FILTERED/UNFILTERED	MATRIX TYPE	CONTAINER TYPE	NUMBER OF CONTAINERS	PRESERVATIVE	
1.	LTB-010711	1/7/11	700					X										U	W	G	2	see bottles	
2.	MW-67		913	X				X	X									U		G/P	6		
3.	F33-TW2		1112	X	X			X	X	X			X	X	X			U		G/P	12		
4.	F33-TW2-F		1112								X							F		G	2		
5.	F33-TW7		1245	X	X			X	X	X			X	X	X			U		G/P	12		
6.	F33-TW7-F		1245								X							F		G	2		
7.	F33-TW6		1350	X	X			X	X	X			X	X	X			U		G/P	12		
8.	F33-TW6-F		1350								X							F		G	2		
9.																							
10.																							

FILTERING: ☑ FILTERED ☑ UNFILTERED

MATRIX TYPE: S - Soil, M - Sediment, W - Water

CONTAINER TYPE: G - Glass Bottle/Jar, SS - Stainless Steel Sleeve, SB - Brass Sleeve, P - Plastic Bottle/Jar

PRESERVATIVES: (Water Only) HCL, NR (None required), NaOH, H_2SO_4

RELINQUISHED BY	SIGNATURE	TETRA TECH, INC.	DATE	TIME	TOTAL NUMBER OF CONTAINERS ON THIS CHAIN OF CUSTODY: 50
Jose R. Santoyo	Jose R. Santoyo		1/7/11	1600	
RECEIVED BY: Dinny Pagle	SIGNATURE	COMPANY: ES Babcock	DATE: 1-7-11	TIME: 1600	METHOD OF SHIPMENT/SHIPMENT NO.: Courier
RELINQUISHED BY: Dinny Pagle	SIGNATURE	COMPANY: ES Babcock	DATE: 1-7-11	TIME: 1625	Special Shipping/Handling/Storage Requirements:
RECEIVED BY: [illegible]	SIGNATURE: E. Martin	COMPANY: GSS	DATE: 1-7-11	TIME: 16:25	

DISTRIBUTION: White and Pink = Tetra Tech, Inc. Canary = Laboratory

X:\GIS\ATT-MISC\COCR Site1_6-4-10.CDR

A1A0670AB JAN 07 2011

mailing
P.O Box 432
Riverside, CA 92502-0432

location
6100 Quail Valley Court
Riverside, CA 92507-0704

P 951 653 3351
F 951 653 1662
www.babcocklabs.com

NELAP no, 02101CA
CA ELAP no. 1156
EPA no. CA00102

E.S.BABCOCK&Sons,Inc.
Environmental Laboratories est 1906

Client Name: Tetra Tech, Inc. - San Bernardino
Contact: Mark Feldman
Address: 301 E. Vanderbilt Way Suite 450
San Bernardino, CA 92408

Analytical Report: Page 1 of 1
Project Name: Tetra-Tech Lockheed
Project Number: [none]
Work Order Number: A1A0672

Report Date: 24-Jan-2011

Received on Ice (Y/N Yes Temp: 3 °C

Attached is the analytical report for the sample(s) received for your project. Below is a list of the individual sample descriptions with the corresponding laboratory number(s). Also, enclosed is a copy of the Chain of Custody document (if received with your sample(s)). Please note any unused portion of the sample(s) may be responsibly discarded after 30 days from the above report date, unless you have requested otherwise.

Thank you for the opportunity to serve your analytical needs. If you have any questions or concerns regarding this report please contact our client service department.

Sample Identification

Lab Sample #	Client Sample ID	Matrix	Date Sampled	By	Date Submitted	By
A1A0672-01	F33-TW2 LMC Beaumont Site 1	Liquid	01/07/11 11:12	Jose R. Santoya	01/07/11 16:25	William Bayle
A1A0672-02	F33-TW6 LMC Beaumont Site 1	Liquid	01/07/11 13:50	Jose R. Santoya	01/07/11 16:25	William Bayle
A1A0672-03	F33-TW7 LMC Beaumont Site 1	Liquid	01/07/11 12:45	Jose R. Santoya	01/07/11 16:25	William Bayle

Approval

Babcock Laboratories certify that the information presented as part of this report meets the minimum quality standards in the analytical methods, if referenced. Exceptions have been noted. Babcock Laboratories and its officers and employees assume no responsibility and make no warranty, express or implied, for uses or interpretations made by any recipients, intended or unintended, of this report.

cc:

mailing
P.O. Box 432
Riverside, CA 92502-0432

location
6100 Quail Valley Court
Riverside, CA 92507-0704

P 951 653 3351
F 951 653 1662
www.babcocklabs.com

NELAP no. 02101CA
CA Elap no. 2698
EPA no. CA00102

E.S.BABCOCK&Sons,Inc.
Environmental Laboratories est 1906

Client Name: Tetra Tech, Inc. - San Bernardino
Contact: Mark Feldman
Address: 301 E. Vanderbilt Way Suite 450
San Bernardino, CA 92408

Analytical Report: Page 1 of 1
Project Name: Tetra-Tech Lockheed
Project Number: [none]
Work Order Number: A1A0672

Report Date: 24-Jan-2011

Received on Ice (Y/N Yes Temp: 3 °C

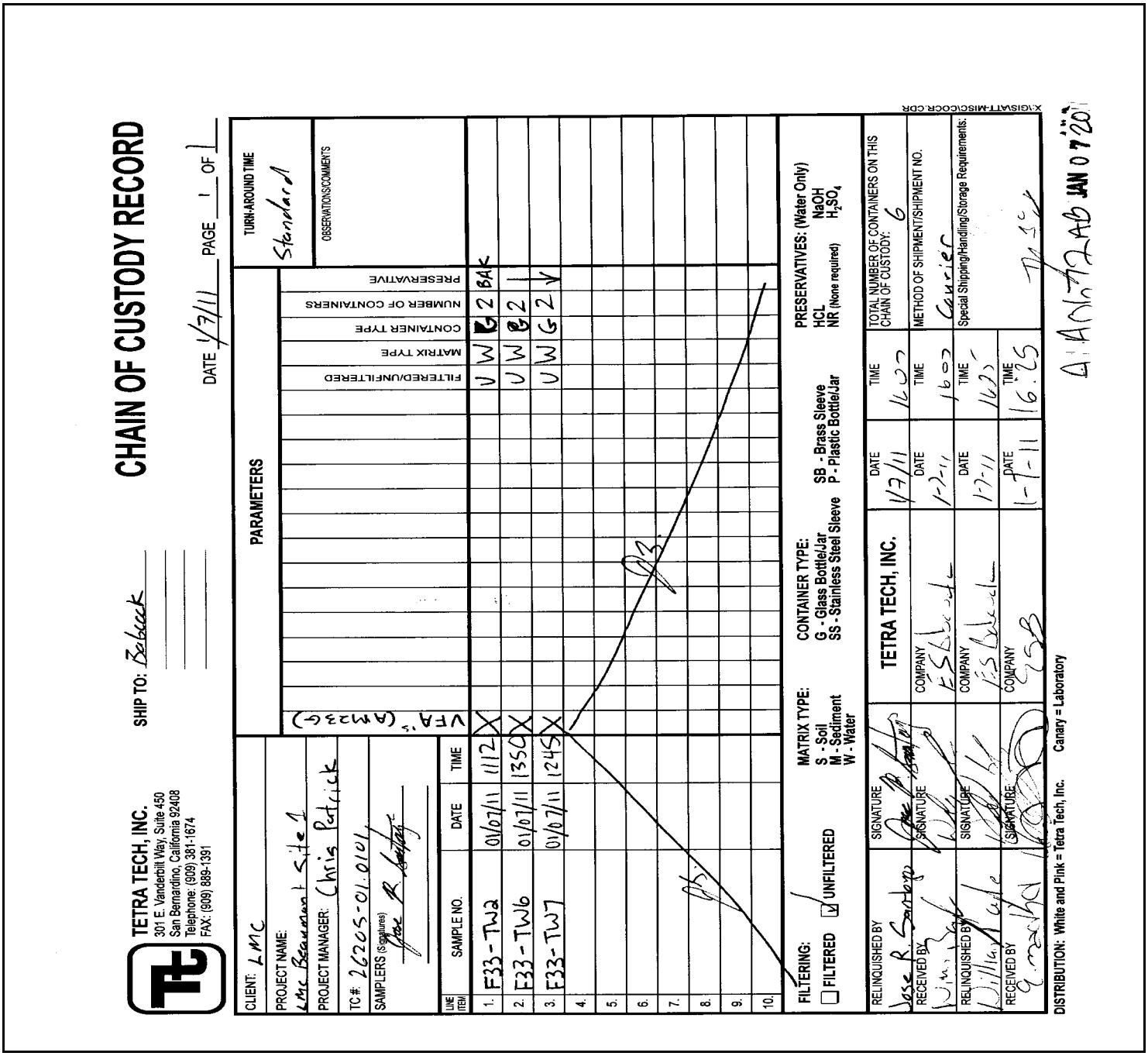

mailing
P.O. Box 432
Riverside, CA 92502-0432

location
6100 Quail Valley Court
Riverside, CA 92507-0704

P 951 653 3351
F 951 653 1662
www.babcocklabs.com

NELAP no. 02101CA
CA Elap no. 2698
EPA no. CA00102

Client Name: ES Babcock and Sons, Inc
Contact: Lorenzo Rodriguez
Address: 6100 Quail Valley
PO Box 432
Riverside, CA 92502-0432

Lab Proj #: P1101065
Report Date: 01/17/11
Client Proj Name: A1A0672
Client Proj #: A1A0672

Laboratory Results

Total pages in data package: 7

Lab Sample #	Client Sample ID
P1101065-01	F33-TW2
P1101065-02	F33-TW6
P1101065-03	F33-TW7

Microseeps test results meet all the requirements of the NELAC standards or provide reasons and/or justification if they do not.

Approved By: Heather Hauser (DH) ***Date:*** 1-17-11

Project Manager: Heather Hauser

The analytical results reported here are reliable and usable to the precision expressed in this report. As required by some regulating authorities, a full discussion of the uncertainty in our analytical results can be obtained at our web site or through customer service. Unless otherwise specified, all results are reported on a wet weight basis.

As a valued client we would appreciate your comments on our service.
Please call customer service at (412)826-5245 or email customerservice@microseeps.com.

Case Narrative: Lactic acid was detected in the blank at a concentration above the reporting limits

Client Name: ES Babcock and Sons, Inc
Contact: Lorenzo Rodriguez
Address: 6100 Quail Valley
PO Box 432
Riverside, CA 92502-0432

Lab Proj #: P1101065
Report Date: 01/17/11
Client Proj Name: A1A0672
Client Proj #: A1A0672

Sample Description	Matrix	Lab Sample #	Sampled Date/Time	Received
F33-TW2	Water	P1101065-01	07 Jan. 11 11:12	11 Jan. 11 10:32

Analyte(s)	Flag	Result	PQL	Units	Method #	Analysis Date	By
SemiVolatiles							
N Acetic Acid	J	0.045	0.070	mg/L	AM23G	1/12/11	kb
N Butyric Acid	U	< 0.050	0.050	mg/L	AM23G	1/12/11	kb
N Hexanoic Acid	U	< 0.050	0.050	mg/L	AM23G	1/12/11	kb
N i-Hexanoic Acid	U	< 0.050	0.050	mg/L	AM23G	1/12/11	kb
N i-Pentanoic Acid	U	< 0.150	0.150	mg/L	AM23G	1/12/11	kb
N Lactic Acid	B	0.240	0.100	mg/L	AM23G	1/12/11	kb
N Pentanoic Acid	U	< 0.070	0.070	mg/L	AM23G	1/12/11	kb
N Propionic Acid	U	< 0.050	0.050	mg/L	AM23G	1/12/11	kb
N Pyruvic Acid	U	< 0.150	0.150	mg/L	AM23G	1/12/11	kb

Client Name: ES Babcock and Sons, Inc
Contact: Lorenzo Rodriguez
Address: 6100 Quail Valley
PO Box 432
Riverside, CA 92502-0432

Lab Proj #: P1101065
Report Date: 01/17/11
Client Proj Name: A1A0672
Client Proj #: A1A0672

Sample Description	Matrix	Lab Sample #	Sampled Date/Time	Received
F33-TW6	Water	P1101065-02	07 Jan. 11 13:50	11 Jan. 11 10:32

Analyte(s)	Flag	Result	PQL	Units	Method #	Analysis Date	By
SemiVolatiles							
N Acetic Acid	U	< 0.070	0.070	mg/L	AM23G	1/12/11	kb
N Butyric Acid	U	< 0.050	0.050	mg/L	AM23G	1/12/11	kb
N Hexanoic Acid	U	< 0.050	0.050	mg/L	AM23G	1/12/11	kb
N i-Hexanoic Acid	U	< 0.050	0.050	mg/L	AM23G	1/12/11	kb
N i-Pentanoic Acid	U	< 0.150	0.150	mg/L	AM23G	1/12/11	kb
N Lactic Acid	UB	< 0.100	0.100	mg/L	AM23G	1/12/11	kb
N Pentanoic Acid	U	< 0.070	0.070	mg/L	AM23G	1/12/11	kb
N Propionic Acid	U	< 0.050	0.050	mg/L	AM23G	1/12/11	kb
N Pyruvic Acid	U	< 0.150	0.150	mg/L	AM23G	1/12/11	kb

PA02-00538

Data Qualifiers: J - estimated value, U - Non detect, R - Poor surrogate recovery, M - Recovery/RPD poor for MS/MSD, SAMP/DUP, B - detected in blank, S - field sample as received did not meet NELAC sample acceptance criteria, L - Subcontracted Lab used, N - NELAC certified analysis

Client Name: ES Babcock and Sons, Inc
Contact: Lorenzo Rodriguez
Address: 6100 Quail Valley
PO Box 432
Riverside, CA 92502-0432

Lab Proj #: P1101065
Report Date: 01/17/11
Client Proj Name: A1A0672
Client Proj #: A1A0672

Sample Description	Matrix	Lab Sample #	Sampled Date/Time	Received
F33-TW7	Water	P1101065-03	07 Jan. 11 12:45	11 Jan. 11 10:32

Analyte(s)	Flag	Result	PQL	Units	Method #	Analysis Date	By
SemiVolatiles							
N Acetic Acid	J	0.058	0.070	mg/L	AM23G	1/12/11	kb
N Butyric Acid	U	< 0.050	0.050	mg/L	AM23G	1/12/11	kb
N Hexanoic Acid	U	< 0.050	0.050	mg/L	AM23G	1/12/11	kb
N i-Hexanoic Acid	U	< 0.050	0.050	mg/L	AM23G	1/12/11	kb
N i-Pentanoic Acid	U	< 0.150	0.150	mg/L	AM23G	1/12/11	kb
N Lactic Acid	B	0.240	0.100	mg/L	AM23G	1/12/11	kb
N Pentanoic Acid	U	< 0.070	0.070	mg/L	AM23G	1/12/11	kb
N Propionic Acid	U	< 0.050	0.050	mg/L	AM23G	1/12/11	kb
N Pyruvic Acid	U	< 0.150	0.150	mg/L	AM23G	1/12/11	kb

PA02-00538

Data Qualifiers: J - estimated value, U - Non detect, R - Poor surrogate recovery, M - Recovery/RPD poor for MS/MSD, SAMP/DUP, B - detected in blank, S - field sample as received did not meet NELAC sample acceptance criteria, L - Subcontracted Lab used, N - NELAC certified analysis

Client Name: ES Babcock and Sons, Inc
Contact: Lorenzo Rodriguez
Address: 6100 Quail Valley
PO Box 432
Riverside, CA 92502-0432

Lab Proj #: P1101065
Report Date: 01/17/11
Client Proj Name: A1A0672
Client Proj #: A1A0672

Prep Method: Volatile Fatty Acids by Ion Chromatography
Analysis Method: Volatile Fatty Acids by Ion Chromatography

M110112018-MB

	Result		TrueSpikeConc.	RDL	%Recovery	Ctl Limits
Acetic Acid	< 0.070	mg/L		0.07		- NA
Propionic Acid	< 0.050	mg/L		0.05		- NA
Butyric Acid	< 0.050	mg/L		0.05		- NA
Lactic Acid	0.180	mg/L		0.1		- NA
Pyruvic Acid	< 0.150	mg/L		0.15		- NA
i-Pentanoic Acid	< 0.150	mg/L		0.15		- NA
Pentanoic Acid	< 0.070	mg/L		0.07		- NA
i-Hexanoic Acid	< 0.050	mg/L		0.05		- NA
Hexanoic Acid	< 0.050	mg/L		0.05		- NA

M110112018-LCS

	Result		TrueSpikeConc.	%Recovery	Ctl Limits
Acetic Acid	1.900	mg/L	2.00	95.00	70 - 130
Propionic Acid	1.900	mg/L	2.00	95.00	70 - 130
Butyric Acid	1.700	mg/L	2.00	85.00	70 - 130
Lactic Acid	2.000	mg/L	2.00	100.00	70 - 130
Pyruvic Acid	1.800	mg/L	2.00	90.00	70 - 130
i-Pentanoic Acid	1.700	mg/L	2.00	85.00	70 - 130
Pentanoic Acid	1.800	mg/L	2.00	90.00	70 - 130
i-Hexanoic Acid	1.700	mg/L	2.00	85.00	70 - 130
Hexanoic Acid	1.900	mg/L	2.00	95.00	70 - 130

P1101037-01A-MS

	Result		TrueSpikeConc.	%Recovery	Ctl Limits
Acetic Acid	1.900	mg/L	2.00	94.00	70 - 130
Propionic Acid	1.900	mg/L	2.00	95.00	70 - 130
Butyric Acid	1.700	mg/L	2.00	85.00	70 - 130
Lactic Acid	2.000	mg/L	2.00	93.00	70 - 130
Pyruvic Acid	1.800	mg/L	2.00	90.00	70 - 130
i-Pentanoic Acid	1.700	mg/L	2.00	85.00	70 - 130
Pentanoic Acid	1.800	mg/L	2.00	90.00	70 - 130
i-Hexanoic Acid	1.700	mg/L	2.00	85.00	70 - 130

Data Qualifiers: J - estimated value, U - Non detect, R - Poor surrogate recovery, M - Recovery/RPD poor for MS/MSD, SAMP/DUP, B - detected in blank, S - field sample as received did not meet NELAC sample acceptance criteria, L - Subcontracted Lab used, N - NELAC certified analysis

PA02-00538

Client Name: ES Babcock and Sons, Inc
Contact: Lorenzo Rodriguez
Address: 6100 Quail Valley
PO Box 432
Riverside, CA 92502-0432

Lab Proj #: P1101065
Report Date: 01/17/11
Client Proj Name: A1A0672
Client Proj #: A1A0672

P1101037-01A-MS

	Result		TrueSpikeConc.	%Recovery	Ctl Limits
Hexanoic Acid	1.900	mg/L	2.00	95.00	70 - 130

P1101037-01A-MSD

	Result		TrueSpikeConc.	%Recovery	Ctl Limits	RPD	RPD Ctl Limits
Acetic Acid	1.900	mg/L	2.00	94.00	70 - 130	0.00	0 - 30
Propionic Acid	1.900	mg/L	2.00	95.00	70 - 130	0.00	0 - 30
Butyric Acid	1.700	mg/L	2.00	85.00	70 - 130	0.00	0 - 30
Lactic Acid	2.000	mg/L	2.00	93.00	70 - 130	0.00	0 - 30
Pyruvic Acid	1.800	mg/L	2.00	90.00	70 - 130	0.00	0 - 30
i-Pentanoic Acid	1.700	mg/L	2.00	85.00	70 - 130	0.00	0 - 30
Pentanoic Acid	1.900	mg/L	2.00	95.00	70 - 130	5.41	0 - 30
i-Hexanoic Acid	1.700	mg/L	2.00	85.00	70 - 130	0.00	0 - 30
Hexanoic Acid	2.100	mg/L	2.00	105.00	70 - 130	10.00	0 - 30

[ ] Outlined Results indicate results outside of Control limits

Data Qualifiers: J - estimated value, U - Non detect, R - Poor surrogate recovery, M - Recovery/RPD poor for MS/MSD, SAMP/DUP, B - detected in blank, S - field sample as received did not meet NELAC sample acceptance criteria, L - Subcontracted Lab used, N - NELAC certified analysis

PA02-00538

Printed: 1/7/2011 19:19

SUBCONTRACT ORDER

E.S. Babcock & Sons, Inc.

A1A0672 Tracking 12 578 1X9 01 4901 8442

SENDING LABORATORY:

E.S. Babcock & Sons, Inc.
P. O. Box 432
Riverside, CA 92502-0432
Phone: (951) 653-3351
Fax: (951) 653-1662
Project Manager: Lorenzo (Z) Rodriguez

RECEIVING LABORATORY:

Microseeps - Subcontract
220 William Pitt Way
Pittsburgh, PA 15238
Phone :(800) 659-2887
Fax: -

P1101065

Copy/Relog from A1A0670
Client: Tetra Tech, Inc. - San Bernardino
Sampler: Jose R. Santoya

Analysis	Due	Expires / Regulatory Days / Past Date Sampled	Laboratory ID	Comments
Sample ID: A1A0672-01	**Liquid**	**Sampled:01/07/11 11:12**	**F33-TW2**	***Proj.No.:*[none]**
Subout_02	01/21/11 17:00	01/17/11 11:12	J-flags AM23G - Volatile Fatty Acid	
Containers Supplied:				
Voa Vial -Unpres (A)	Voa Vial -Unpres (B)			
Sample ID: A1A0672-02	**Liquid**	**Sampled:01/07/11 13:50**	**F33-TW6**	***Proj.No.:*[none]**
Subout_02	01/21/11 17:00	01/17/11 13:50	J-flags AM23G - Volatile Fatty Acid	
Containers Supplied:				
Voa Vial -Unpres (A)	Voa Vial -Unpres (B)			
Sample ID: A1A0672-03	**Liquid**	**Sampled:01/07/11 12:45**	**F33-TW7**	***Proj.No.:*[none]**
Subout_02	01/21/11 17:00	01/17/11 12:45	J-flags AM23G - Volatile Fatty Acid	
Containers Supplied:				
Voa Vial -Unpres (A)	Voa Vial -Unpres (B)			

All Containers Intact: _____ Yes _____ No Samples Preserved Properly: _____ Yes _____ No

Samples Received at 4 oC Sample Lables / COC Agree: _____ Yes _____ No Custody Seals Present: _____ Yes _____ No

Please forward all acknowledgements of sample receipt, final reports and invoices to data@babcocklabs.com
NO HARDCOPIES PLEASE.

Released By	Date	Received By	Date
[signature]	1-10-11		
Released By	Date	Received By	Date
		[signature]	1/11/11

E.S.BABCOCK&Sons,Inc.
Environmental Laboratories est 1906

Client Name: Tetra Tech, Inc. - San Bernardino
Contact: Mark Feldman
Address: 301 E. Vanderbilt Way Suite 450
San Bernardino, CA 92408

Report Date: 28-Jan-2011

Analytical Report: Page 1 of 35
Project Name: Tetra-Tech Lockheed
Project Number: TC#26205-01.0101

Work Order Number: A1A0848

Received on Ice (Y/N): Yes Temp: 3 °C

Attached is the analytical report for the sample(s) received for your project. Below is a list of the individual sample descriptions with the corresponding laboratory number(s). Also, enclosed is a copy of the Chain of Custody document (if received with your sample(s)). Please note any unused portion of the sample(s) may be responsibly discarded after 30 days from the above report date, unless you have requested otherwise.

Thank you for the opportunity to serve your analytical needs. If you have any questions or concerns regarding this report please contact our client service department.

Sample Identification

Lab Sample #	Client Sample ID	Matrix	Date Sampled	By	Date Submitted	By
A1A0848-01	LTB-011011 Beaumont Site 1 GW Sampling	Liquid	01/10/11 07:00	Jose R. Santoya	01/11/11 07:40	William Bayle
A1A0848-02	MW-82 Beaumont Site 1 GW Sampling	Liquid	01/10/11 09:27	Jose R. Santoya	01/11/11 07:40	William Bayle
A1A0848-03	MW-82-F Beaumont Site 1 GW Sampling	Liquid	01/10/11 09:27	Jose R. Santoya	01/11/11 07:40	William Bayle
A1A0848-04	MW-83 Beaumont Site 1 GW Sampling	Liquid	01/10/11 09:59	Jose R. Santoya	01/11/11 07:40	William Bayle
A1A0848-05	MW-83-F Beaumont Site 1 GW Sampling	Liquid	01/10/11 09:59	Jose R. Santoya	01/11/11 07:40	William Bayle

Note: Analyses RSK-175, AM23G, and AM20GAX were subcontracted to Microseeps. Microseeps data begins to appear on page 27.

E.S.BABCOCK&Sons,Inc.
Environmental Laboratories est 1906

Client Name: Tetra Tech, Inc. - San Bernardino
Contact: Mark Feldman
Address: 301 E. Vanderbilt Way Suite 450
San Bernardino, CA 92408

Report Date: 28-Jan-2011

Project Name: Tetra-Tech Lockheed
Project Number: TC#26205-01.0101

Work Order Number: A1A0848

Received on Ice (Y/N): Yes Temp: 3 °C

Laboratory Reference Number
A1A0848-01

Sample Description	Matrix	Sampled Date/Time	Received Date/Time
LTB-011011 Beaumont Site 1 GW Sampling	Liquid	01/10/11 07:00	01/11/11 7:40

Analyte(s)	Result	RDL	MDL	Units	Method	Analysis Date	Analyst	Flag
Volatile Organic Compounds by EPA 8260B								
1,1,1-Trichloroethane	ND	0.50	0.12	ug/L	EPA 8260B	01/18/11 13:00	eec	
1,1,2,2-Tetrachloroethane	ND	0.50	0.29	ug/L	EPA 8260B	01/18/11 13:00	eec	
1,1,2-Trichloroethane	ND	0.50	0.31	ug/L	EPA 8260B	01/18/11 13:00	eec	
1,1-Dichloroethane	ND	0.50	0.098	ug/L	EPA 8260B	01/18/11 13:00	eec	
1,1-Dichloroethene	ND	0.50	0.12	ug/L	EPA 8260B	01/18/11 13:00	eec	
1,2,3-Trichloropropane	ND	0.50	0.29	ug/L	EPA 8260B	01/18/11 13:00	eec	
1,2-Dichlorobenzene	ND	0.50	0.20	ug/L	EPA 8260B	01/18/11 13:00	eec	
1,2-Dichloroethane	ND	0.50	0.21	ug/L	EPA 8260B	01/18/11 13:00	eec	
1,2-Dichloropropane	ND	0.50	0.19	ug/L	EPA 8260B	01/18/11 13:00	eec	
1,3-Dichlorobenzene	ND	0.50	0.15	ug/L	EPA 8260B	01/18/11 13:00	eec	
1,4-Dichlorobenzene	ND	0.50	0.072	ug/L	EPA 8260B	01/18/11 13:00	eec	
2-Butanone(MEK)	ND	3.0	1.2	ug/L	EPA 8260B	01/18/11 13:00	eec	
2-Hexanone	ND	5.0	1.2	ug/L	EPA 8260B	01/18/11 13:00	eec	
4-Methyl-2-Pentanone(MIBK)	ND	5.0	0.95	ug/L	EPA 8260B	01/18/11 13:00	eec	
Acetone	ND	10	5.0	ug/L	EPA 8260B	01/18/11 13:00	eec	
Benzene	ND	0.50	0.14	ug/L	EPA 8260B	01/18/11 13:00	eec	
Bromodichloromethane	ND	0.50	0.11	ug/L	EPA 8260B	01/18/11 13:00	eec	
Bromoform	ND	1.0	0.50	ug/L	EPA 8260B	01/18/11 13:00	eec	
Bromomethane	ND	0.50	0.48	ug/L	EPA 8260B	01/18/11 13:00	eec	
Carbon Disulfide	ND	0.50	0.36	ug/L	EPA 8260B	01/18/11 13:00	eec	
Carbon Tetrachloride	ND	0.50	0.15	ug/L	EPA 8260B	01/18/11 13:00	eec	
Chlorobenzene	ND	0.50	0.23	ug/L	EPA 8260B	01/18/11 13:00	eec	
Chloroethane	ND	0.50	0.35	ug/L	EPA 8260B	01/18/11 13:00	eec	
Chloroform	ND	0.50	0.46	ug/L	EPA 8260B	01/18/11 13:00	eec	
Chloromethane	ND	0.50	0.36	ug/L	EPA 8260B	01/18/11 13:00	eec	
cis-1,2-Dichloroethene	ND	0.50	0.18	ug/L	EPA 8260B	01/18/11 13:00	eec	
cis-1,3-Dichloropropene	ND	0.50	0.30	ug/L	EPA 8260B	01/18/11 13:00	eec	
Dibromochloromethane	ND	0.50	0.37	ug/L	EPA 8260B	01/18/11 13:00	eec	
Ethylbenzene	ND	0.50	0.26	ug/L	EPA 8260B	01/18/11 13:00	eec	
Methyl tert Butyl Ether	ND	5.0	0.43	ug/L	EPA 8260B	01/18/11 13:00	eec	
Methylene Chloride	0.16	3.0	0.15	ug/L	EPA 8260B	01/18/11 13:00	eec	J, PblkJ
Styrene	ND	0.50	0.22	ug/L	EPA 8260B	01/18/11 13:00	eec	
Tetrachloroethene	ND	0.50	0.23	ug/L	EPA 8260B	01/18/11 13:00	eec	

E.S.BABCOCK&Sons,Inc.
Environmental Laboratories est 1906

Client Name: Tetra Tech, Inc. - San Bernardino
Contact: Mark Feldman
Address: 301 E. Vanderbilt Way Suite 450
San Bernardino, CA 92408

Report Date: 28-Jan-2011

Project Name: Tetra-Tech Lockheed
Project Number: TC#26205-01.0101

Work Order Number: A1A0848

Received on Ice (Y/N): Yes Temp: 3 °C

Laboratory Reference Number
A1A0848-01

Sample Description	Matrix	Sampled Date/Time	Received Date/Time
LTB-011011 Beaumont Site 1 GW Sampling	Liquid	01/10/11 07:00	01/11/11 7:40

Analyte(s)	Result		RDL	MDL	Units	Method	Analysis Date	Analyst	Flag
Volatile Organic Compounds by EPA 8260B									
Toluene	ND		0.50	0.22	ug/L	EPA 8260B	01/18/11 13:00	eec	
trans-1,2-Dichloroethene	ND		0.50	0.10	ug/L	EPA 8260B	01/18/11 13:00	eec	
trans-1,3-Dichloropropene	ND		0.50	0.24	ug/L	EPA 8260B	01/18/11 13:00	eec	
Trichloroethene	ND		0.50	0.25	ug/L	EPA 8260B	01/18/11 13:00	eec	
Trichlorofluoromethane	ND		5.0	0.16	ug/L	EPA 8260B	01/18/11 13:00	eec	
Vinyl Acetate	ND		10	0.48	ug/L	EPA 8260B	01/18/11 13:00	eec	
Vinyl Chloride	ND		0.50	0.13	ug/L	EPA 8260B	01/18/11 13:00	eec	
Xylenes (m+p)	ND		0.50	0.36	ug/L	EPA 8260B	01/18/11 13:00	eec	
Xylenes (ortho)	ND		0.50	0.41	ug/L	EPA 8260B	01/18/11 13:00	eec	
1,4-Dioxane	ND		35	9.3	ug/L	EPA 8260B	01/18/11 13:00	eec	
Surrogate: 1,2-Dichloroethane-d4	101	%	80-124			EPA 8260B	01/18/11 13:00	eec	
Surrogate: Bromofluorobenzene	105	%	80-120			EPA 8260B	01/18/11 13:00	eec	
Surrogate: Toluene-d8	98.9	%	80-120			EPA 8260B	01/18/11 13:00	eec	

Client Name: Tetra Tech, Inc. - San Bernardino
Contact: Mark Feldman
Address: 301 E. Vanderbilt Way Suite 450
San Bernardino, CA 92408

Report Date: 28-Jan-2011

Project Name: Tetra-Tech Lockheed
Project Number: TC#26205-01.0101

Work Order Number: A1A0848

Received on Ice (Y/N): Yes Temp: 3 °C

Laboratory Reference Number
A1A0848-02

Sample Description	Matrix	Sampled Date/Time	Received Date/Time
MW-82 Beaumont Site 1 GW Sampling	Liquid	01/10/11 09:27	01/11/11 7:40

Analyte(s)	Result	RDL	MDL	Units	Method	Analysis Date	Analyst	Flag
Anions								
Sulfate	48	0.50	0.37	mg/L	EPA 300.0	01/11/11 19:47	ss	
Nitrate as N	0.14	0.20	0.11	mg/L	EPA 300.0	01/11/11 19:47	ss	J
Aggregate Organic Compounds								
Total Organic Carbon	2.0	0.70	0.36	mg/L	SM 5310B	01/14/11 04:56	cmd	
General Inorganics								
Perchlorate	ND	0.10	0.071	ug/L*	EPA 332.0	01/19/11 16:40	aa	
Metals and Metalloids; EPA SW846 Series								
Iron	2.7	20	2.3	ug/L	EPA 6010B	01/13/11 16:14	lmt	J
Volatile Organic Compounds by EPA 8260B								
1,1,1-Trichloroethane	ND	0.50	0.12	ug/L	EPA 8260B	01/18/11 15:53	eec	
1,1,2,2-Tetrachloroethane	ND	0.50	0.29	ug/L	EPA 8260B	01/18/11 15:53	eec	
1,1,2-Trichloroethane	ND	0.50	0.31	ug/L	EPA 8260B	01/18/11 15:53	eec	
1,1-Dichloroethane	ND	0.50	0.098	ug/L	EPA 8260B	01/18/11 15:53	eec	
1,1-Dichloroethene	ND	0.50	0.12	ug/L	EPA 8260B	01/18/11 15:53	eec	
1,2,3-Trichloropropane	ND	0.50	0.29	ug/L	EPA 8260B	01/18/11 15:53	eec	
1,2-Dichlorobenzene	ND	0.50	0.20	ug/L	EPA 8260B	01/18/11 15:53	eec	
1,2-Dichloroethane	ND	0.50	0.21	ug/L	EPA 8260B	01/18/11 15:53	eec	
1,2-Dichloropropane	ND	0.50	0.19	ug/L	EPA 8260B	01/18/11 15:53	eec	
1,3-Dichlorobenzene	ND	0.50	0.15	ug/L	EPA 8260B	01/18/11 15:53	eec	
1,4-Dichlorobenzene	ND	0.50	0.072	ug/L	EPA 8260B	01/18/11 15:53	eec	
2-Butanone(MEK)	ND	3.0	1.2	ug/L	EPA 8260B	01/18/11 15:53	eec	
2-Hexanone	ND	5.0	1.2	ug/L	EPA 8260B	01/18/11 15:53	eec	
4-Methyl-2-Pentanone(MIBK)	ND	5.0	0.95	ug/L	EPA 8260B	01/18/11 15:53	eec	
Acetone	ND	10	5.0	ug/L	EPA 8260B	01/18/11 15:53	eec	
Benzene	ND	0.50	0.14	ug/L	EPA 8260B	01/18/11 15:53	eec	
Bromodichloromethane	ND	0.50	0.11	ug/L	EPA 8260B	01/18/11 15:53	eec	
Bromoform	ND	1.0	0.50	ug/L	EPA 8260B	01/18/11 15:53	eec	
Bromomethane	ND	0.50	0.48	ug/L	EPA 8260B	01/18/11 15:53	eec	
Carbon Disulfide	ND	0.50	0.36	ug/L	EPA 8260B	01/18/11 15:53	eec	
Carbon Tetrachloride	ND	0.50	0.15	ug/L	EPA 8260B	01/18/11 15:53	eec	

Client Name: Tetra Tech, Inc. - San Bernardino
Contact: Mark Feldman
Address: 301 E. Vanderbilt Way Suite 450
San Bernardino, CA 92408

Report Date: 28-Jan-2011

Project Name: Tetra-Tech Lockheed
Project Number: TC#26205-01.0101

Work Order Number: A1A0848

Received on Ice (Y/N): Yes Temp: 3 °C

Laboratory Reference Number
A1A0848-02

Sample Description	Matrix	Sampled Date/Time	Received Date/Time
MW-82 Beaumont Site 1 GW Sampling	Liquid	01/10/11 09:27	01/11/11 7:40

Analyte(s)	Result		RDL	MDL	Units	Method	Analysis Date	Analyst	Flag
Volatile Organic Compounds by EPA 8260B									
Chlorobenzene	ND		0.50	0.23	ug/L	EPA 8260B	01/18/11 15:53	eec	
Chloroethane	ND		0.50	0.35	ug/L	EPA 8260B	01/18/11 15:53	eec	
Chloroform	ND		0.50	0.46	ug/L	EPA 8260B	01/18/11 15:53	eec	
Chloromethane	ND		0.50	0.36	ug/L	EPA 8260B	01/18/11 15:53	eec	
cis-1,2-Dichloroethene	ND		0.50	0.18	ug/L	EPA 8260B	01/18/11 15:53	eec	
cis-1,3-Dichloropropene	ND		0.50	0.30	ug/L	EPA 8260B	01/18/11 15:53	eec	
Dibromochloromethane	ND		0.50	0.37	ug/L	EPA 8260B	01/18/11 15:53	eec	
Ethylbenzene	ND		0.50	0.26	ug/L	EPA 8260B	01/18/11 15:53	eec	
Methyl tert Butyl Ether	ND		5.0	0.43	ug/L	EPA 8260B	01/18/11 15:53	eec	
Methylene Chloride	ND		3.0	0.15	ug/L	EPA 8260B	01/18/11 15:53	eec	
Styrene	ND		0.50	0.22	ug/L	EPA 8260B	01/18/11 15:53	eec	
Tetrachloroethene	ND		0.50	0.23	ug/L	EPA 8260B	01/18/11 15:53	eec	
Toluene	ND		0.50	0.22	ug/L	EPA 8260B	01/18/11 15:53	eec	
trans-1,2-Dichloroethene	ND		0.50	0.10	ug/L	EPA 8260B	01/18/11 15:53	eec	
trans-1,3-Dichloropropene	ND		0.50	0.24	ug/L	EPA 8260B	01/18/11 15:53	eec	
Trichloroethene	ND		0.50	0.25	ug/L	EPA 8260B	01/18/11 15:53	eec	
Trichlorofluoromethane	ND		5.0	0.16	ug/L	EPA 8260B	01/18/11 15:53	eec	
Vinyl Acetate	ND		10	0.48	ug/L	EPA 8260B	01/18/11 15:53	eec	
Vinyl Chloride	ND		0.50	0.13	ug/L	EPA 8260B	01/18/11 15:53	eec	
Xylenes (m+p)	ND		0.50	0.36	ug/L	EPA 8260B	01/18/11 15:53	eec	
Xylenes (ortho)	ND		0.50	0.41	ug/L	EPA 8260B	01/18/11 15:53	eec	
1,4-Dioxane	ND		35	9.3	ug/L	EPA 8260B	01/18/11 15:53	eec	
Surrogate: 1,2-Dichloroethane-d4	104	%	80-124			EPA 8260B	01/18/11 15:53	eec	
Surrogate: Bromofluorobenzene	100	%	80-120			EPA 8260B	01/18/11 15:53	eec	
Surrogate: Toluene-d8	97.4	%	80-120			EPA 8260B	01/18/11 15:53	eec	

E.S.BABCOCK&Sons,Inc.
Environmental Laboratories est 1906

Client Name: Tetra Tech, Inc. - San Bernardino
Contact: Mark Feldman
Address: 301 E. Vanderbilt Way Suite 450
San Bernardino, CA 92408

Report Date: 28-Jan-2011

Project Name: Tetra-Tech Lockheed
Project Number: TC#26205-01.0101

Work Order Number: A1A0848

Received on Ice (Y/N): Yes Temp: 3 °C

Laboratory Reference Number

A1A0848-02

Sample Description	Matrix	Sampled Date/Time	Received Date/Time
MW-82 Beaumont Site 1 GW Sampling	Liquid	01/10/11 09:27	01/11/11 7:40

Analyte(s)	Result	RDL	MDL	Units	Method	Analysis Date	Analyst	Flag
Semivolatile Organic Compounds by EPA 8270C SIM								
1,4-Dioxane	3.2	0.20	0.10	ug/L	EPA8270C M	01/14/11 18:01	KOS	

E.S.BABCOCK&Sons,Inc.
Environmental Laboratories est 1906

Client Name: Tetra Tech, Inc. - San Bernardino
Contact: Mark Feldman
Address: 301 E. Vanderbilt Way Suite 450
San Bernardino, CA 92408

Report Date: 28-Jan-2011

Project Name: Tetra-Tech Lockheed
Project Number: TC#26205-01.0101

Work Order Number: A1A0848

Received on Ice (Y/N): Yes Temp: 3 °C

Laboratory Reference Number
A1A0848-03

Sample Description	Matrix	Sampled Date/Time	Received Date/Time
MW-82-F Beaumont Site 1 GW Sampling	Liquid	01/10/11 09:27	01/11/11 7:40

Analyte(s)	Result	RDL	MDL	Units	Method	Analysis Date	Analyst	Flag
Aggregate Organic Compounds								
Dissolved Organic Carbon	1.8	0.70	0.36	mg/L	SM 5310B	01/11/11 18:40	cmd	N-TOC

E.S.BABCOCK&Sons,Inc.
Environmental Laboratories est 1906

Client Name: Tetra Tech, Inc. - San Bernardino
Contact: Mark Feldman
Address: 301 E. Vanderbilt Way Suite 450
San Bernardino, CA 92408

Report Date: 28-Jan-2011

Project Name: Tetra-Tech Lockheed
Project Number: TC#26205-01.0101

Work Order Number: A1A0848

Received on Ice (Y/N): Yes Temp: 3 °C

Laboratory Reference Number
A1A0848-04

Sample Description	Matrix	Sampled Date/Time	Received Date/Time
MW-83 Beaumont Site 1 GW Sampling	Liquid	01/10/11 09:59	01/11/11 7:40

Analyte(s)	Result	RDL	MDL	Units	Method	Analysis Date	Analyst	Flag
Anions								
Sulfate	61	0.50	0.37	mg/L	EPA 300.0	01/11/11 19:55	ss	
Nitrate as N	0.11	0.20	0.11	mg/L	EPA 300.0	01/11/11 19:55	ss	J
Aggregate Organic Compounds								
Total Organic Carbon	2.8	0.70	0.36	mg/L	SM 5310B	01/14/11 04:56	cmd	
General Inorganics								
Perchlorate	1.5	0.10	0.071	ug/L*	EPA 332.0	01/18/11 17:40	aa	
Metals and Metalloids; EPA SW846 Series								
Iron	2.5	20	2.3	ug/L	EPA 6010B	01/13/11 16:16	lmt	J
Volatile Organic Compounds by EPA 8260B								
1,1,1-Trichloroethane	ND	0.50	0.12	ug/L	EPA 8260B	01/18/11 17:02	eec	
1,1,2,2-Tetrachloroethane	ND	0.50	0.29	ug/L	EPA 8260B	01/18/11 17:02	eec	
1,1,2-Trichloroethane	ND	0.50	0.31	ug/L	EPA 8260B	01/18/11 17:02	eec	
1,1-Dichloroethane	ND	0.50	0.098	ug/L	EPA 8260B	01/18/11 17:02	eec	
1,1-Dichloroethene	ND	0.50	0.12	ug/L	EPA 8260B	01/18/11 17:02	eec	
1,2,3-Trichloropropane	ND	0.50	0.29	ug/L	EPA 8260B	01/18/11 17:02	eec	
1,2-Dichlorobenzene	ND	0.50	0.20	ug/L	EPA 8260B	01/18/11 17:02	eec	
1,2-Dichloroethane	ND	0.50	0.21	ug/L	EPA 8260B	01/18/11 17:02	eec	
1,2-Dichloropropane	ND	0.50	0.19	ug/L	EPA 8260B	01/18/11 17:02	eec	
1,3-Dichlorobenzene	ND	0.50	0.15	ug/L	EPA 8260B	01/18/11 17:02	eec	
1,4-Dichlorobenzene	ND	0.50	0.072	ug/L	EPA 8260B	01/18/11 17:02	eec	
2-Butanone(MEK)	ND	3.0	1.2	ug/L	EPA 8260B	01/18/11 17:02	eec	
2-Hexanone	ND	5.0	1.2	ug/L	EPA 8260B	01/18/11 17:02	eec	
4-Methyl-2-Pentanone(MIBK)	ND	5.0	0.95	ug/L	EPA 8260B	01/18/11 17:02	eec	
Acetone	ND	10	5.0	ug/L	EPA 8260B	01/18/11 17:02	eec	
Benzene	ND	0.50	0.14	ug/L	EPA 8260B	01/18/11 17:02	eec	
Bromodichloromethane	ND	0.50	0.11	ug/L	EPA 8260B	01/18/11 17:02	eec	
Bromoform	ND	1.0	0.50	ug/L	EPA 8260B	01/18/11 17:02	eec	
Bromomethane	ND	0.50	0.48	ug/L	EPA 8260B	01/18/11 17:02	eec	
Carbon Disulfide	ND	0.50	0.36	ug/L	EPA 8260B	01/18/11 17:02	eec	
Carbon Tetrachloride	ND	0.50	0.15	ug/L	EPA 8260B	01/18/11 17:02	eec	

Client Name: Tetra Tech, Inc. - San Bernardino
Contact: Mark Feldman
Address: 301 E. Vanderbilt Way Suite 450
San Bernardino, CA 92408

Report Date: 28-Jan-2011

Project Name: Tetra-Tech Lockheed
Project Number: TC#26205-01.0101

Work Order Number: A1A0848

Received on Ice (Y/N): Yes Temp: 3 °C

Laboratory Reference Number
A1A0848-04

Sample Description	Matrix	Sampled Date/Time	Received Date/Time
MW-83 Beaumont Site 1 GW Sampling	Liquid	01/10/11 09:59	01/11/11 7:40

Analyte(s)	Result		RDL	MDL	Units	Method	Analysis Date	Analyst	Flag
Volatile Organic Compounds by EPA 8260B									
Chlorobenzene	ND		0.50	0.23	ug/L	EPA 8260B	01/18/11 17:02	eec	
Chloroethane	ND		0.50	0.35	ug/L	EPA 8260B	01/18/11 17:02	eec	
Chloroform	ND		0.50	0.46	ug/L	EPA 8260B	01/18/11 17:02	eec	
Chloromethane	ND		0.50	0.36	ug/L	EPA 8260B	01/18/11 17:02	eec	
cis-1,2-Dichloroethene	ND		0.50	0.18	ug/L	EPA 8260B	01/18/11 17:02	eec	
cis-1,3-Dichloropropene	ND		0.50	0.30	ug/L	EPA 8260B	01/18/11 17:02	eec	
Dibromochloromethane	ND		0.50	0.37	ug/L	EPA 8260B	01/18/11 17:02	eec	
Ethylbenzene	ND		0.50	0.26	ug/L	EPA 8260B	01/18/11 17:02	eec	
Methyl tert Butyl Ether	ND		5.0	0.43	ug/L	EPA 8260B	01/18/11 17:02	eec	
Methylene Chloride	2.2		3.0	0.15	ug/L	EPA 8260B	01/18/11 17:02	eec	PblkJ, J
Styrene	ND		0.50	0.22	ug/L	EPA 8260B	01/18/11 17:02	eec	
Tetrachloroethene	ND		0.50	0.23	ug/L	EPA 8260B	01/18/11 17:02	eec	
Toluene	ND		0.50	0.22	ug/L	EPA 8260B	01/18/11 17:02	eec	
trans-1,2-Dichloroethene	ND		0.50	0.10	ug/L	EPA 8260B	01/18/11 17:02	eec	
trans-1,3-Dichloropropene	ND		0.50	0.24	ug/L	EPA 8260B	01/18/11 17:02	eec	
Trichloroethene	ND		0.50	0.25	ug/L	EPA 8260B	01/18/11 17:02	eec	
Trichlorofluoromethane	ND		5.0	0.16	ug/L	EPA 8260B	01/18/11 17:02	eec	
Vinyl Acetate	ND		10	0.48	ug/L	EPA 8260B	01/18/11 17:02	eec	
Vinyl Chloride	ND		0.50	0.13	ug/L	EPA 8260B	01/18/11 17:02	eec	
Xylenes (m+p)	ND		0.50	0.36	ug/L	EPA 8260B	01/18/11 17:02	eec	
Xylenes (ortho)	ND		0.50	0.41	ug/L	EPA 8260B	01/18/11 17:02	eec	
1,4-Dioxane	ND		35	9.3	ug/L	EPA 8260B	01/18/11 17:02	eec	
Surrogate: 1,2-Dichloroethane-d4	102	%	80-124			EPA 8260B	01/18/11 17:02	eec	
Surrogate: Bromofluorobenzene	102	%	80-120			EPA 8260B	01/18/11 17:02	eec	
Surrogate: Toluene-d8	98.6	%	80-120			EPA 8260B	01/18/11 17:02	eec	

E.S.BABCOCK&Sons,Inc.
Environmental Laboratories est 1906

Client Name: Tetra Tech, Inc. - San Bernardino
Contact: Mark Feldman
Address: 301 E. Vanderbilt Way Suite 450
San Bernardino, CA 92408

Report Date: 28-Jan-2011

Project Name: Tetra-Tech Lockheed
Project Number: TC#26205-01.0101

Work Order Number: A1A0848

Received on Ice (Y/N): Yes Temp: 3 °C

Laboratory Reference Number
A1A0848-04

Sample Description	Matrix	Sampled Date/Time	Received Date/Time
MW-83 Beaumont Site 1 GW Sampling	Liquid	01/10/11 09:59	01/11/11 7:40

Analyte(s)	Result	RDL	MDL	Units	Method	Analysis Date	Analyst	Flag
Semivolatile Organic Compounds by EPA 8270C SIM								
1,4-Dioxane	2.4	0.20	0.10	ug/L	EPA8270C M	01/14/11 18:31	KOS	

E.S.BABCOCK&Sons,Inc.
Environmental Laboratories est 1906

Client Name: Tetra Tech, Inc. - San Bernardino
Contact: Mark Feldman
Address: 301 E. Vanderbilt Way Suite 450
San Bernardino, CA 92408

Report Date: 28-Jan-2011

Project Name: Tetra-Tech Lockheed
Project Number: TC#26205-01.0101

Work Order Number: A1A0848

Received on Ice (Y/N): Yes Temp: 3 °C

Laboratory Reference Number
A1A0848-05

Sample Description	Matrix	Sampled Date/Time	Received Date/Time
MW-83-F Beaumont Site 1 GW Sampling	Liquid	01/10/11 09:59	01/11/11 7:40

Analyte(s)	Result	RDL	MDL	Units	Method	Analysis Date	Analyst	Flag
Aggregate Organic Compounds								
Dissolved Organic Carbon	3.4	0.70	0.36	mg/L	SM 5310B	01/11/11 18:40	cmd	N-TOCc

Client Name: Tetra Tech, Inc. - San Bernardino
Contact: Mark Feldman
Address: 301 E. Vanderbilt Way Suite 450
San Bernardino, CA 92408

Report Date: 28-Jan-2011

Project Name: Tetra-Tech Lockheed
Project Number: TC#26205-01.0101

Work Order Number: A1A0848

Received on Ice (Y/N): Yes Temp: 3 °C

Anions - Batch Quality Control

Analyte(s)	Result	RDL	MDL	Units	Spike Level	Source Result	%REC	%REC Limits	RPD	RPD Limit	Flag
Batch 1A11055 - Analyzed as received											
Blank (1A11055-BLK1)					Prepared & Analyzed: 01/11/11						
Sulfate	ND	0.50	0.37	mg/L							
Nitrate as N	ND	0.20	0.11	mg/L							
LCS (1A11055-BS1)					Prepared & Analyzed: 01/11/11						
Sulfate	47.1	0.50	0.37	mg/L	50.0		94.2	90-110			
Nitrate as N	11.5	0.20	0.11	mg/L	11.3		102	90-110			
Matrix Spike (1A11055-MS1)				**Source: A1A0841-01**	Prepared & Analyzed: 01/11/11						
Sulfate	433	0.50	0.37	mg/L	100	355	77.3	87-114			QFpas, QMout, QOcal
Nitrate as N	5.35	0.20	0.11	mg/L	4.52	0.948	97.5	78-120			
Matrix Spike (1A11055-MS2)				**Source: A1A0851-09**	Prepared & Analyzed: 01/11/11						
Sulfate	116	0.50	0.37	mg/L	100	21.2	94.9	87-114			
Nitrate as N	23.1	0.20	0.11	mg/L	4.52	20.1	65.8	78-120			QFpas, QMout
Matrix Spike Dup (1A11055-MSD1)				**Source: A1A0841-01**	Prepared & Analyzed: 01/11/11						
Sulfate	435	0.50	0.37	mg/L	100	355	79.2	87-114	0.454	20	QFpas, QMout, QOcal
Nitrate as N	5.26	0.20	0.11	mg/L	4.52	0.948	95.4	78-120	1.76	20	

E.S.BABCOCK&Sons,Inc.
Environmental Laboratories est 1906

Client Name: Tetra Tech, Inc. - San Bernardino
Contact: Mark Feldman
Address: 301 E. Vanderbilt Way Suite 450
San Bernardino, CA 92408

Report Date: 28-Jan-2011

Project Name: Tetra-Tech Lockheed
Project Number: TC#26205-01.0101

Work Order Number: A1A0848

Received on Ice (Y/N): Yes Temp: 3 °C

Aggregate Organic Compounds - Batch Quality Control

Analyte(s)	Result	RDL	MDL	Units	Spike Level	Source Result	%REC	%REC Limits	RPD	RPD Limit	Flag
Batch 1A11017 - As recieved											
Blank (1A11017-BLK1)					Prepared & Analyzed: 01/11/11						
Dissolved Organic Carbon	ND	0.70	0.36	mg/L							
LCS (1A11017-BS1)					Prepared & Analyzed: 01/11/11						
Dissolved Organic Carbon	3.74	0.70	0.36	mg/L	4.00		93.4	81.5-118			
Matrix Spike (1A11017-MS1)				**Source: A1A0511-01**	Prepared & Analyzed: 01/11/11						
Dissolved Organic Carbon	13.7	0.70	0.36	mg/L	4.00	9.32	109	80-120			
Matrix Spike Dup (1A11017-MSD1)				**Source: A1A0511-01**	Prepared & Analyzed: 01/11/11						
Dissolved Organic Carbon	13.6	0.70	0.36	mg/L	4.00	9.32	108	80-120	0.293	10	
Batch 1A13011 - As recieved											
Blank (1A13011-BLK1)					Prepared: 01/13/11 Analyzed: 01/14/11						
Total Organic Carbon	ND	0.70	0.36	mg/L							
Blank (1A13011-BLK2)					Prepared: 01/13/11 Analyzed: 01/14/11						
Total Organic Carbon	ND	0.70	0.36	mg/L							
LCS (1A13011-BS1)					Prepared: 01/13/11 Analyzed: 01/14/11						
Total Organic Carbon	4.38	0.70	0.36	mg/L	4.00		109	90-110			
LCS (1A13011-BS2)					Prepared: 01/13/11 Analyzed: 01/14/11						
Total Organic Carbon	4.23	0.70	0.36	mg/L	4.00		106	90-110			
Matrix Spike (1A13011-MS1)				**Source: A1A0941-01**	Prepared: 01/13/11 Analyzed: 01/14/11						
Total Organic Carbon	9.94	0.70	0.36	mg/L	4.00	5.99	98.7	80-120			

E.S.BABCOCK&Sons,Inc.
Environmental Laboratories est 1906

Client Name: Tetra Tech, Inc. - San Bernardino
Contact: Mark Feldman
Address: 301 E. Vanderbilt Way Suite 450
San Bernardino, CA 92408

Report Date: 28-Jan-2011

Project Name: Tetra-Tech Lockheed
Project Number: TC#26205-01.0101

Work Order Number: A1A0848

Received on Ice (Y/N): Yes Temp: 3 °C

Aggregate Organic Compounds - Batch Quality Control

Analyte(s)	Result	RDL	MDL	Units	Spike Level	Source Result	%REC	%REC Limits	RPD	RPD Limit	Flag
Batch 1A13011 - As recieved											
Matrix Spike Dup (1A13011-MSD1)		**Source: A1A0941-01**			Prepared: 01/13/11	Analyzed: 01/14/11					
Total Organic Carbon	10.7	0.70	0.36	mg/L	4.00	5.99	119	80-120	7.69	10	

Client Name: Tetra Tech, Inc. - San Bernardino
Contact: Mark Feldman
Address: 301 E. Vanderbilt Way Suite 450
San Bernardino, CA 92408

Report Date: 28-Jan-2011

Project Name: Tetra-Tech Lockheed
Project Number: TC#26205-01.0101

Work Order Number: A1A0848

Received on Ice (Y/N): Yes Temp: 3 °C

General Inorganics - Batch Quality Control

Analyte(s)	Result	RDL	MDL	Units	Spike Level	Source Result	%REC	%REC Limits	RPD	RPD Limit	Flag
Batch 1A17071 - Analyzed as received											
Blank (1A17071-BLK1)					Prepared: 01/17/11 Analyzed: 01/19/11						
Perchlorate	ND	0.10	0.071	ug/L*							
LCS (1A17071-BS1)					Prepared: 01/17/11 Analyzed: 01/19/11						
Perchlorate	4.91	0.10	0.071	ug/L*	5.00		98.2	80-120			
Duplicate (1A17071-DUP1)					**Source: A1A1289-01** Prepared: 01/17/11 Analyzed: 01/19/11						
Perchlorate	0.273	0.10	0.071	ug/L*		0.342			22.4	20	QRPDI
Matrix Spike (1A17071-MS1)					**Source: A1A1289-01** Prepared: 01/17/11 Analyzed: 01/19/11						
Perchlorate	5.52	0.10	0.071	ug/L*	5.00	0.342	104	80-120			
Matrix Spike Dup (1A17071-MSD1)					**Source: A1A1289-01** Prepared: 01/17/11 Analyzed: 01/19/11						
Perchlorate	5.20	0.10	0.071	ug/L*	5.00	0.342	97.2	80-120	6.04	20	
Batch 1A18047 - Analyzed as received											
Blank (1A18047-BLK1)					Prepared & Analyzed: 01/18/11						
Perchlorate	ND	0.10	0.071	ug/L*							
LCS (1A18047-BS1)					Prepared & Analyzed: 01/18/11						
Perchlorate	4.85	0.10	0.071	ug/L*	5.00		97.0	80-120			
Duplicate (1A18047-DUP1)					**Source: A1A1282-02** Prepared: 01/18/11 Analyzed: 01/19/11						
Perchlorate	0.259	0.10	0.071	ug/L*		0.341			27.2	20	QRPDI
Matrix Spike (1A18047-MS1)					**Source: A1A1282-02** Prepared: 01/18/11 Analyzed: 01/19/11						
Perchlorate	4.98	0.10	0.071	ug/L*	5.00	0.341	92.8	80-120			

Client Name: Tetra Tech, Inc. - San Bernardino
Contact: Mark Feldman
Address: 301 E. Vanderbilt Way Suite 450
San Bernardino, CA 92408

Report Date: 28-Jan-2011

Project Name: Tetra-Tech Lockheed
Project Number: TC#26205-01.0101

Work Order Number: A1A0848

Received on Ice (Y/N): Yes Temp: 3 °C

General Inorganics - Batch Quality Control

Analyte(s)	Result	RDL	MDL	Units	Spike Level	Source Result	%REC	%REC Limits	RPD	RPD Limit	Flag
Batch 1A18047 - Analyzed as received											
Matrix Spike Dup (1A18047-MSD1)		**Source: A1A1282-02**			Prepared: 01/18/11	Analyzed: 01/19/11					
Perchlorate	5.75	0.10	0.071	ug/L*	5.00	0.341	108	80-120	14.3	20	

Client Name: Tetra Tech, Inc. - San Bernardino
Contact: Mark Feldman
Address: 301 E. Vanderbilt Way Suite 450
San Bernardino, CA 92408

Report Date: 28-Jan-2011

Project Name: Tetra-Tech Lockheed
Project Number: TC#26205-01.0101

Work Order Number: A1A0848

Received on Ice (Y/N): Yes Temp: 3 °C

Metals and Metalloids; EPA SW846 Series - Batch Quality Control

Analyte(s)	Result	RDL	MDL	Units	Spike Level	Source Result	%REC	%REC Limits	RPD	RPD Limit	Flag
Batch 1A12037 - EPA 200.2 SOP M02C											
Blank (1A12037-BLK1)					Prepared & Analyzed: 01/13/11						
Iron	ND	20	2.3	ug/L							
LCS (1A12037-BS1)					Prepared & Analyzed: 01/13/11						
Iron	506	20	2.3	ug/L	525		96.4	85-115			
Matrix Spike (1A12037-MS1)					**Source: A1A0851-10** Prepared & Analyzed: 01/13/11						
Iron	505	20	2.3	ug/L	525	ND	96.3	75-125			
Matrix Spike Dup (1A12037-MSD1)					**Source: A1A0851-10** Prepared & Analyzed: 01/13/11						
Iron	513	20	2.3	ug/L	525	ND	97.7	75-125	1.50	20	

Client Name: Tetra Tech, Inc. - San Bernardino
Contact: Mark Feldman
Address: 301 E. Vanderbilt Way Suite 450
San Bernardino, CA 92408

Report Date: 28-Jan-2011

Project Name: Tetra-Tech Lockheed
Project Number: TC#26205-01.0101

Work Order Number: A1A0848

Received on Ice (Y/N): Yes Temp: 3 °C

Volatile Organic Compounds by EPA 8260B - Batch Quality Control

Analyte(s)	Result	RDL	MDL	Units	Spike Level	Source Result	%REC	%REC Limits	RPD	RPD Limit	Flag
Batch 1A17003 - Purge and Trap											
Blank (1A17003-BLK1)					Prepared: 01/17/11 Analyzed: 01/18/11						
1,1,1-Trichloroethane	ND	0.50	0.12	ug/L							
1,1,2,2-Tetrachloroethane	ND	0.50	0.29	ug/L							
1,1,2-Trichloroethane	ND	0.50	0.31	ug/L							
1,1-Dichloroethane	ND	0.50	0.098	ug/L							
1,1-Dichloroethene	ND	0.50	0.12	ug/L							
1,2,3-Trichloropropane	ND	0.50	0.29	ug/L							
1,2-Dichlorobenzene	ND	0.50	0.20	ug/L							
1,2-Dichloroethane	ND	0.50	0.21	ug/L							
1,2-Dichloropropane	ND	0.50	0.19	ug/L							
1,3-Dichlorobenzene	ND	0.50	0.15	ug/L							
1,4-Dichlorobenzene	ND	0.50	0.072	ug/L							
2-Butanone(MEK)	ND	3.0	1.2	ug/L							
2-Hexanone	ND	5.0	1.2	ug/L							
4-Methyl-2-Pentanone(MIBK)	ND	5.0	0.95	ug/L							
Acetone	ND	10	5.0	ug/L							
Benzene	ND	0.50	0.14	ug/L							
Bromodichloromethane	ND	0.50	0.11	ug/L							
Bromoform	ND	1.0	0.50	ug/L							
Bromomethane	ND	0.50	0.48	ug/L							
Carbon Disulfide	ND	0.50	0.36	ug/L							
Carbon Tetrachloride	ND	0.50	0.15	ug/L							
Chlorobenzene	ND	0.50	0.23	ug/L							
Chloroethane	ND	0.50	0.35	ug/L							
Chloroform	ND	0.50	0.46	ug/L							
Chloromethane	ND	0.50	0.36	ug/L							
cis-1,2-Dichloroethene	ND	0.50	0.18	ug/L							
cis-1,3-Dichloropropene	ND	0.50	0.30	ug/L							
Dibromochloromethane	ND	0.50	0.37	ug/L							
Ethylbenzene	ND	0.50	0.26	ug/L							
Methyl tert Butyl Ether	ND	5.0	0.43	ug/L							
Methylene Chloride	0.330	3.0	0.15	ug/L							J
Styrene	ND	0.50	0.22	ug/L							
Tetrachloroethene	ND	0.50	0.23	ug/L							
Toluene	ND	0.50	0.22	ug/L							
trans-1,2-Dichloroethene	ND	0.50	0.10	ug/L							
trans-1,3-Dichloropropene	ND	0.50	0.24	ug/L							

Client Name: Tetra Tech, Inc. - San Bernardino
Contact: Mark Feldman
Address: 301 E. Vanderbilt Way Suite 450
San Bernardino, CA 92408

Report Date: 28-Jan-2011

Project Name: Tetra-Tech Lockheed
Project Number: TC#26205-01.0101

Work Order Number: A1A0848

Received on Ice (Y/N): Yes Temp: 3 °C

Volatile Organic Compounds by EPA 8260B - Batch Quality Control

Analyte(s)	Result	RDL	MDL	Units	Spike Level	Source Result	%REC	%REC Limits	RPD	RPD Limit	Flag
Batch 1A17003 - Purge and Trap											
Blank (1A17003-BLK1)					Prepared: 01/17/11 Analyzed: 01/18/11						
Trichloroethene	ND	0.50	0.25	ug/L							
Trichlorofluoromethane	ND	5.0	0.16	ug/L							
Vinyl Acetate	ND	10	0.48	ug/L							
Vinyl Chloride	ND	0.50	0.13	ug/L							
Xylenes (m+p)	ND	0.50	0.36	ug/L							
Xylenes (ortho)	ND	0.50	0.41	ug/L							
1,4-Dioxane	ND	35	9.3	ug/L							
Surrogate: 1,2-Dichloroethane-d4	*10.2*			ug/L	*10.0*		*102*	*80-124*			
Surrogate: Bromofluorobenzene	*10.3*			ug/L	*10.0*		*103*	*80-120*			
Surrogate: Toluene-d8	*9.69*			ug/L	*10.0*		*96.9*	*80-120*			
Blank (1A17003-BLK2)					Prepared & Analyzed: 01/18/11						
1,1,1-Trichloroethane	ND	0.50	0.12	ug/L							
1,1,2,2-Tetrachloroethane	ND	0.50	0.29	ug/L							
1,1,2-Trichloroethane	ND	0.50	0.31	ug/L							
1,1-Dichloroethane	ND	0.50	0.098	ug/L							
1,1-Dichloroethene	ND	0.50	0.12	ug/L							
1,2,3-Trichloropropane	ND	0.50	0.29	ug/L							
1,2-Dichlorobenzene	ND	0.50	0.20	ug/L							
1,2-Dichloroethane	ND	0.50	0.21	ug/L							
1,2-Dichloropropane	ND	0.50	0.19	ug/L							
1,3-Dichlorobenzene	ND	0.50	0.15	ug/L							
1,4-Dichlorobenzene	ND	0.50	0.072	ug/L							
2-Butanone(MEK)	ND	3.0	1.2	ug/L							
2-Hexanone	ND	5.0	1.2	ug/L							
4-Methyl-2-Pentanone(MIBK)	ND	5.0	0.95	ug/L							
Acetone	ND	10	5.0	ug/L							
Benzene	ND	0.50	0.14	ug/L							
Bromodichloromethane	ND	0.50	0.11	ug/L							
Bromoform	ND	1.0	0.50	ug/L							
Bromomethane	ND	0.50	0.48	ug/L							
Carbon Disulfide	ND	0.50	0.36	ug/L							
Carbon Tetrachloride	ND	0.50	0.15	ug/L							
Chlorobenzene	ND	0.50	0.23	ug/L							
Chloroethane	ND	0.50	0.35	ug/L							
Chloroform	ND	0.50	0.46	ug/L							
Chloromethane	ND	0.50	0.36	ug/L							

Client Name: Tetra Tech, Inc. - San Bernardino
Contact: Mark Feldman
Address: 301 E. Vanderbilt Way Suite 450
San Bernardino, CA 92408

Report Date: 28-Jan-2011

Project Name: Tetra-Tech Lockheed
Project Number: TC#26205-01.0101

Work Order Number: A1A0848

Received on Ice (Y/N): Yes Temp: 3 °C

Volatile Organic Compounds by EPA 8260B - Batch Quality Control

Analyte(s)	Result	RDL	MDL	Units	Spike Level	Source Result	%REC	%REC Limits	RPD	RPD Limit	Flag
Batch 1A17003 - Purge and Trap											
Blank (1A17003-BLK2)					Prepared & Analyzed: 01/18/11						
cis-1,2-Dichloroethene	ND	0.50	0.18	ug/L							
cis-1,3-Dichloropropene	ND	0.50	0.30	ug/L							
Dibromochloromethane	ND	0.50	0.37	ug/L							
Ethylbenzene	ND	0.50	0.26	ug/L							
Methyl tert Butyl Ether	ND	5.0	0.43	ug/L							
Methylene Chloride	ND	3.0	0.15	ug/L							
Styrene	ND	0.50	0.22	ug/L							
Tetrachloroethene	ND	0.50	0.23	ug/L							
Toluene	ND	0.50	0.22	ug/L							
trans-1,2-Dichloroethene	ND	0.50	0.10	ug/L							
trans-1,3-Dichloropropene	ND	0.50	0.24	ug/L							
Trichloroethene	ND	0.50	0.25	ug/L							
Trichlorofluoromethane	ND	5.0	0.16	ug/L							
Vinyl Acetate	ND	10	0.48	ug/L							
Vinyl Chloride	ND	0.50	0.13	ug/L							
Xylenes (m+p)	ND	0.50	0.36	ug/L							
Xylenes (ortho)	ND	0.50	0.41	ug/L							
1,4-Dioxane	ND	35	9.3	ug/L							
Surrogate: 1,2-Dichloroethane-d4	*10.0*			ug/L	*10.0*		*100*	*80-124*			
Surrogate: Bromofluorobenzene	*10.1*			ug/L	*10.0*		*101*	*80-120*			
Surrogate: Toluene-d8	*9.66*			ug/L	*10.0*		*96.6*	*80-120*			
LCS (1A17003-BS1)					Prepared: 01/17/11		Analyzed: 01/18/11				
1,1-Dichloroethane	22.6	0.50	0.098	ug/L	25.0		90.3	70-130			
1,1-Dichloroethene	23.8	0.50	0.12	ug/L	25.0		95.4	70-130			
1,4-Dichlorobenzene	24.4	0.50	0.072	ug/L	25.0		97.6	70-130			
Benzene	23.8	0.50	0.14	ug/L	25.0		95.1	70-130			
Bromodichloromethane	23.7	0.50	0.11	ug/L	25.0		94.8	70-130			
Bromoform	25.0	1.0	0.50	ug/L	25.0		100	70-130			
Chloroform	24.1	0.50	0.46	ug/L	25.0		96.6	70-130			
Dibromochloromethane	25.1	0.50	0.37	ug/L	25.0		101	70-130			
Ethylbenzene	23.7	0.50	0.26	ug/L	25.0		95.0	70-130			
Methyl tert Butyl Ether	25.2	5.0	0.43	ug/L	25.0		101	70-130			
Tetrachloroethene	23.2	0.50	0.23	ug/L	25.0		92.7	70-130			
Toluene	23.3	0.50	0.22	ug/L	25.0		93.2	70-130			
Trichloroethene	23.8	0.50	0.25	ug/L	25.0		95.1	70-130			
Vinyl Chloride	23.7	0.50	0.13	ug/L	25.0		94.8	70-130			

Client Name: Tetra Tech, Inc. - San Bernardino
Contact: Mark Feldman
Address: 301 E. Vanderbilt Way Suite 450
San Bernardino, CA 92408

Report Date: 28-Jan-2011

Project Name: Tetra-Tech Lockheed
Project Number: TC#26205-01.0101

Work Order Number: A1A0848

Received on Ice (Y/N): Yes Temp: 3 °C

Volatile Organic Compounds by EPA 8260B - Batch Quality Control

Analyte(s)	Result	RDL	MDL	Units	Spike Level	Source Result	%REC	%REC Limits	RPD	RPD Limit	Flag
Batch 1A17003 - Purge and Trap											
LCS (1A17003-BS1)					Prepared: 01/17/11 Analyzed: 01/18/11						
Xylenes (m+p)	47.9	0.50	0.36	ug/L	50.0		95.7	70-130			
Xylenes (ortho)	24.0	0.50	0.41	ug/L	25.0		96.0	70-130			
Surrogate: 1,2-Dichloroethane-d4	*10.1*			ug/L	*10.0*		*101*	*80-124*			
Surrogate: Bromofluorobenzene	*10.2*			ug/L	*10.0*		*102*	*80-120*			
Surrogate: Toluene-d8	*9.76*			ug/L	*10.0*		*97.6*	*80-120*			
LCS Dup (1A17003-BSD1)					Prepared: 01/17/11 Analyzed: 01/18/11						
1,1-Dichloroethane	22.1	0.50	0.098	ug/L	25.0		88.4	70-130	2.19	20	
1,1-Dichloroethene	23.4	0.50	0.12	ug/L	25.0		93.5	70-130	1.95	20	
1,4-Dichlorobenzene	23.6	0.50	0.072	ug/L	25.0		94.4	70-130	3.29	20	
Benzene	23.3	0.50	0.14	ug/L	25.0		93.2	70-130	1.95	20	
Bromodichloromethane	23.2	0.50	0.11	ug/L	25.0		92.6	70-130	2.39	20	
Bromoform	24.9	1.0	0.50	ug/L	25.0		99.6	70-130	0.401	20	
Chloroform	23.8	0.50	0.46	ug/L	25.0		95.1	70-130	1.54	20	
Dibromochloromethane	24.9	0.50	0.37	ug/L	25.0		99.6	70-130	0.879	20	
Ethylbenzene	22.9	0.50	0.26	ug/L	25.0		91.7	70-130	3.47	20	
Methyl tert Butyl Ether	24.7	5.0	0.43	ug/L	25.0		98.8	70-130	1.97	20	
Tetrachloroethene	22.1	0.50	0.23	ug/L	25.0		88.6	70-130	4.59	20	
Toluene	22.6	0.50	0.22	ug/L	25.0		90.5	70-130	2.87	20	
Trichloroethene	23.3	0.50	0.25	ug/L	25.0		93.0	70-130	2.17	20	
Vinyl Chloride	23.1	0.50	0.13	ug/L	25.0		92.6	70-130	2.39	20	
Xylenes (m+p)	46.4	0.50	0.36	ug/L	50.0		92.7	70-130	3.16	20	
Xylenes (ortho)	23.6	0.50	0.41	ug/L	25.0		94.2	70-130	1.89	20	
Surrogate: 1,2-Dichloroethane-d4	*9.73*			ug/L	*10.0*		*97.3*	*80-124*			
Surrogate: Bromofluorobenzene	*10.0*			ug/L	*10.0*		*100*	*80-120*			
Surrogate: Toluene-d8	*9.72*			ug/L	*10.0*		*97.2*	*80-120*			
Duplicate (1A17003-DUP1)				**Source: A1A0848-02**	Prepared: 01/17/11 Analyzed: 01/18/11						
1,1,1,2-Tetrachloroethane	ND	0.50	0.14	ug/L		ND				40	
1,1,1-Trichloroethane	ND	0.50	0.12	ug/L		ND				40	
1,1,2,2-Tetrachloroethane	ND	0.50	0.29	ug/L		ND				40	
1,1,2-Trichloroethane	ND	0.50	0.31	ug/L		ND				40	
1,1-Dichloroethane	ND	0.50	0.098	ug/L		ND				40	
1,1-Dichloroethene	ND	0.50	0.12	ug/L		ND				40	
1,1-Dichloropropene	ND	0.50	0.14	ug/L		ND				40	
1,2,3-Trichloropropane	ND	0.50	0.29	ug/L		ND				40	
1,2,4-Trichlorobenzene	ND	0.50	0.34	ug/L		ND				40	
1,2-Dichlorobenzene	ND	0.50	0.20	ug/L		ND				40	

Client Name: Tetra Tech, Inc. - San Bernardino
Contact: Mark Feldman
Address: 301 E. Vanderbilt Way Suite 450
San Bernardino, CA 92408

Report Date: 28-Jan-2011

Project Name: Tetra-Tech Lockheed
Project Number: TC#26205-01.0101

Work Order Number: A1A0848

Received on Ice (Y/N): Yes Temp: 3 °C

Volatile Organic Compounds by EPA 8260B - Batch Quality Control

Analyte(s)	Result	RDL	MDL	Units	Spike Level	Source Result	%REC	%REC Limits	RPD	RPD Limit	Flag
Batch 1A17003 - Purge and Trap											
Duplicate (1A17003-DUP1)			**Source: A1A0848-02**	Prepared: 01/17/11 Analyzed: 01/18/11							
1,2-Dichloroethane	ND	0.50	0.21	ug/L		ND				40	
1,2-Dichloropropane	ND	0.50	0.19	ug/L		ND				40	
1,3-Dichlorobenzene	ND	0.50	0.15	ug/L		ND				40	
1,3-Dichloropropane	ND	0.50	0.22	ug/L		ND				40	
1,4-Dichlorobenzene	ND	0.50	0.072	ug/L		ND				40	
2,2-Dichloropropane	ND	0.50	0.49	ug/L		ND				40	
2-Butanone(MEK)	ND	3.0	1.2	ug/L		ND				40	
2-Hexanone	ND	5.0	1.2	ug/L		ND				40	
4-Methyl-2-Pentanone(MIBK)	ND	5.0	0.95	ug/L		ND				40	
Acetone	ND	10	5.0	ug/L		ND				40	
Acetonitrile	ND	10	2.2	ug/L		ND				40	
Acrolein	ND	10	3.7	ug/L		ND				40	
Acrylonitrile	ND	10	3.3	ug/L		ND				40	
Allyl Chloride	ND	5.0	0.20	ug/L		ND				40	
Benzene	ND	0.50	0.14	ug/L		ND				40	
Bromochloromethane	ND	0.50	0.33	ug/L		ND				40	
Bromodichloromethane	ND	0.50	0.11	ug/L		ND				40	
Bromoform	ND	1.0	0.50	ug/L		ND				40	
Bromomethane	ND	0.50	0.48	ug/L		ND				40	
Carbon Disulfide	ND	0.50	0.36	ug/L		ND				40	
Carbon Tetrachloride	ND	0.50	0.15	ug/L		ND				40	
Chlorobenzene	ND	0.50	0.23	ug/L		ND				40	
Chloroethane	ND	0.50	0.35	ug/L		ND				40	
Chloroform	ND	0.50	0.46	ug/L		ND				40	
Chloromethane	ND	0.50	0.36	ug/L		ND				40	
Chloroprene	ND	10	0.21	ug/L		ND				40	
cis-1,2-Dichloroethene	ND	0.50	0.18	ug/L		ND				40	
cis-1,3-Dichloropropene	ND	0.50	0.30	ug/L		ND				40	
Dibromochloromethane	ND	0.50	0.37	ug/L		ND				40	
Dibromomethane	ND	0.50	0.16	ug/L		ND				40	
Dichlorodifluoromethane	ND	0.50	0.18	ug/L		ND				40	
Ethyl Methacrylate	ND	0.50	0.48	ug/L		ND				40	
Ethylbenzene	ND	0.50	0.26	ug/L		ND				40	
Iodomethane	ND	10	1.1	ug/L		ND				40	
Isobutyl Alcohol	ND	100	4.8	ug/L		ND				40	
Methacrylonitrile	ND	10	2.9	ug/L		ND				40	

Client Name: Tetra Tech, Inc. - San Bernardino
Contact: Mark Feldman
Address: 301 E. Vanderbilt Way Suite 450
San Bernardino, CA 92408

Report Date: 28-Jan-2011

Project Name: Tetra-Tech Lockheed
Project Number: TC#26205-01.0101

Work Order Number: A1A0848

Received on Ice (Y/N): Yes Temp: 3 °C

Volatile Organic Compounds by EPA 8260B - Batch Quality Control

Analyte(s)	Result	RDL	MDL	Units	Spike Level	Source Result	%REC	%REC Limits	RPD	RPD Limit	Flag
Batch 1A17003 - Purge and Trap											
Duplicate (1A17003-DUP1)			**Source: A1A0848-02**		Prepared: 01/17/11	Analyzed: 01/18/11					
Methyl Methacrylate	ND	5.0	0.96	ug/L		ND				40	
Methyl tert Butyl Ether	ND	5.0	0.43	ug/L		ND				40	
Methylene Chloride	ND	3.0	0.15	ug/L		ND				40	
Naphthalene	ND	0.50	0.44	ug/L		ND				40	
Propionitrile	ND	200	3.7	ug/L		ND				40	
Styrene	ND	0.50	0.22	ug/L		ND				40	
Tetrachloroethene	ND	0.50	0.23	ug/L		ND				40	
Toluene	ND	0.50	0.22	ug/L		ND				40	
trans-1,2-Dichloroethene	ND	0.50	0.10	ug/L		ND				40	
trans-1,3-Dichloropropene	ND	0.50	0.24	ug/L		ND				40	
trans-1,4-Dichloro-2-butene	ND	5.0	0.58	ug/L		ND				40	
Trichloroethene	ND	0.50	0.25	ug/L		ND				40	
Trichlorofluoromethane	ND	5.0	0.16	ug/L		ND				40	
Vinyl Acetate	ND	10	0.48	ug/L		ND				40	
Vinyl Chloride	ND	0.50	0.13	ug/L		ND				40	
Xylenes (m+p)	ND	0.50	0.36	ug/L		ND				40	
Xylenes (ortho)	ND	0.50	0.41	ug/L		ND				40	
Xylenes (total)	ND	1.0	0.41	ug/L		ND				200	
Surrogate: 1,2-Dichloroethane-d4	*10.4*			ug/L	*10.0*		*104*	*80-124*			
Surrogate: Bromofluorobenzene	*10.3*			ug/L	*10.0*		*103*	*80-120*			
Surrogate: Toluene-d8	*9.86*			ug/L	*10.0*		*98.6*	*80-120*			
Matrix Spike (1A17003-MS1)			**Source: A1A0670-05**		Prepared: 01/17/11	Analyzed: 01/18/11					
1,1-Dichloroethane	24.6	0.50	0.098	ug/L	25.0	ND	98.6	70-130			
1,1-Dichloroethene	26.7	0.50	0.12	ug/L	25.0	ND	107	70-130			
1,4-Dichlorobenzene	26.7	0.50	0.072	ug/L	25.0	ND	107	70-130			
Benzene	25.8	0.50	0.14	ug/L	25.0	ND	103	70-130			
Bromodichloromethane	25.9	0.50	0.11	ug/L	25.0	ND	104	70-130			
Bromoform	27.1	1.0	0.50	ug/L	25.0	ND	108	70-130			
Chloroform	26.3	0.50	0.46	ug/L	25.0	ND	105	70-130			
Dibromochloromethane	27.8	0.50	0.37	ug/L	25.0	ND	111	70-130			
Ethylbenzene	26.4	0.50	0.26	ug/L	25.0	ND	106	70-130			
Methyl tert Butyl Ether	26.9	5.0	0.43	ug/L	25.0	ND	108	70-130			
Tetrachloroethene	26.0	0.50	0.23	ug/L	25.0	ND	104	70-130			
Toluene	25.9	0.50	0.22	ug/L	25.0	ND	104	70-130			
Trichloroethene	26.8	0.50	0.25	ug/L	25.0	ND	107	70-130			
Vinyl Chloride	26.0	0.50	0.13	ug/L	25.0	ND	104	70-130			

Client Name: Tetra Tech, Inc. - San Bernardino
Contact: Mark Feldman
Address: 301 E. Vanderbilt Way Suite 450
San Bernardino, CA 92408

Report Date: 28-Jan-2011

Project Name: Tetra-Tech Lockheed
Project Number: TC#26205-01.0101

Work Order Number: A1A0848

Received on Ice (Y/N): Yes Temp: 3 °C

Volatile Organic Compounds by EPA 8260B - Batch Quality Control

Analyte(s)	Result	RDL	MDL	Units	Spike Level	Source Result	%REC	%REC Limits	RPD	RPD Limit	Flag
Batch 1A17003 - Purge and Trap											
Matrix Spike (1A17003-MS1)			**Source: A1A0670-05**		Prepared: 01/17/11		Analyzed: 01/18/11				
Xylenes (m+p)	53.8	0.50	0.36	ug/L	50.0	ND	108	70-130			
Xylenes (ortho)	26.7	0.50	0.41	ug/L	25.0	ND	107	70-130			
Surrogate: 1,2-Dichloroethane-d4	*9.62*			ug/L	*10.0*		*96.2*	*80-124*			
Surrogate: Bromofluorobenzene	*10.2*			ug/L	*10.0*		*102*	*80-120*			
Surrogate: Toluene-d8	*9.81*			ug/L	*10.0*		*98.1*	*80-120*			

Client Name: Tetra Tech, Inc. - San Bernardino
Contact: Mark Feldman
Address: 301 E. Vanderbilt Way Suite 450
San Bernardino, CA 92408

Report Date: 28-Jan-2011

Project Name: Tetra-Tech Lockheed
Project Number: TC#26205-01.0101

Work Order Number: A1A0848

Received on Ice (Y/N): Yes Temp: 3 °C

Semivolatile Organic Compounds by EPA 8270C SIM - Batch Quality Control

Analyte(s)	Result	RDL	MDL	Units	Spike Level	Source Result	%REC	%REC Limits	RPD	RPD Limit	Flag
Batch 1A11004 - EPA 3520C											
Blank (1A11004-BLK1)					Prepared: 01/11/11 Analyzed: 01/14/11						
1,4-Dioxane	ND	0.20	0.10	ug/L							
LCS (1A11004-BS1)					Prepared: 01/11/11 Analyzed: 01/14/11						
1,4-Dioxane	1.08	0.20	0.10	ug/L	1.00		108	85-127			
LCS Dup (1A11004-BSD1)					Prepared: 01/11/11 Analyzed: 01/14/11						
1,4-Dioxane	1.06	0.20	0.10	ug/L	1.00		106	85-127	1.87	20	
Matrix Spike (1A11004-MS1)				**Source: A1A0788-01**	Prepared: 01/11/11 Analyzed: 01/14/11						
1,4-Dioxane	1.58	0.20	0.10	ug/L	1.05	0.472	105	63-142			
Matrix Spike Dup (1A11004-MSD1)				**Source: A1A0788-01**	Prepared: 01/11/11 Analyzed: 01/14/11						
1,4-Dioxane	1.61	0.20	0.10	ug/L	1.05	0.472	108	63-142	1.98	40	

E.S.BABCOCK&Sons,Inc.
Environmental Laboratories est 1906

Client Name: Tetra Tech, Inc. - San Bernardino
Contact: Mark Feldman
Address: 301 E. Vanderbilt Way Suite 450
San Bernardino, CA 92408

Report Date: 28-Jan-2011

Project Name: Tetra-Tech Lockheed
Project Number: TC#26205-01.0101

Work Order Number: A1A0848

Received on Ice (Y/N): Yes Temp: 3 °C

Notes and Definitions

J	Estimated value
N-TOCd	Sample filtered and preserved at laboratory after 15 minute regulatory holding time.
PblkJ	The analyte was detected in the Method Blank at a concentration between the MDL and the MRL.
QFpas	Follow-up result within laboratory acceptance criteria.
QMout	MS and/or MSD recovery did not meet laboratory acceptance criteria.
QOcal	The concentration indicated for this analyte is an estimated value above the calibration range of the instrument.
QRPDl	Analyte concentration was below range for valid RPD determination.
ND:	Analyte NOT DETECTED at or above the Method Detection Limit **(if MDL is reported)**, otherwise at or above the Reportable Detection Limit (RDL)
NR:	Not Reported
RDL:	Reportable Detection Limit
MDL:	Method Detection Limit

* / (Non-NELAP): NELAP does not offer accreditation for this analyte/method/matrix combination

Approval

Enclosed are the analytical results for the submitted sample(s). Babcock Laboratories certify the data presented as part of this report meet the minimum quality standards in the referenced analytical methods. Any exceptions have been noted. Babcock Laboratories and its officers and employees assume no responsibility and make no warranty, express or implied, for uses or interpretations made by any recipients, intended or unintended, of this report.

Lorenzo Rodriguez

Lorenzo (Z) Rodriguez

Project Manager

cc:

ESB_ mdl_PDF

E.S.BABCOCK&Sons,Inc.
Environmental Laboratories est 1906

Client Name: Tetra Tech, Inc. - San Bernardino
Contact: Mark Feldman
Address: 301 E. Vanderbilt Way Suite 450
San Bernardino, CA 92408

Report Date: 28-Jan-2011

Project Name: Tetra-Tech Lockheed
Project Number: TC#26205-01.0101

Work Order Number: A1A0848

Received on Ice (Y/N): Yes Temp: 3 °C

microseeps
from insight comes solutions

Client Name: ES Babcock and Sons, Inc
Contact: Lorenzo Rodriguez
Address: 6100 Quail Valley
PO Box 432
Riverside, CA 92502-0432

Page: Page 1 of 7
Lab Proj #: P1101083
Report Date: 01/24/11
Client Proj Name: A1A0848
Client Proj #: A1A0848

Laboratory Results

Total pages in data package: 8

Lab Sample #	Client Sample ID
P1101083-01	MW-82
P1101083-02	MW-83

Microseeps test results meet all the requirements of the NELAC standards or provide reasons and/or justification if they do not.

Approved By: Heather Hauser *HH* ***Date:*** 1-25-11

Project Manager: Heather Hauser

The analytical results reported here are reliable and usable to the precision expressed in this report. As required by some regulating authorities, a full discussion of the uncertainty in our analytical results can be obtained at our web site or through customer service. Unless otherwise specified, all results are reported on a wet weight basis.

As a valued client we would appreciate your comments on our service.
Please call customer service at (412)826-5245 or email customerservice@microseeps.com.

Case Narrative:

220 William Pitt Way • Pittsburgh, PA 15238 • Tel 412-826-5245 • Fax 412-826-3433
website www.microseeps.com email info@microseeps.com

Client Name: Tetra Tech, Inc. - San Bernardino
Contact: Mark Feldman
Address: 301 E. Vanderbilt Way Suite 450
San Bernardino, CA 92408

Report Date: 28-Jan-2011

Project Name: Tetra-Tech Lockheed
Project Number: TC#26205-01.0101

Work Order Number: A1A0848

Received on Ice (Y/N): Yes Temp: 3 °C

Client Name: ES Babcock and Sons, Inc
Contact: Lorenzo Rodriguez
Address: 6100 Quail Valley
PO Box 432
Riverside, CA 92502-0432

Page: Page 2 of 7
Lab Proj #: P1101083
Report Date: 01/24/11
Client Proj Name: A1A0848
Client Proj #: A1A0848

Sample Description	Matrix	Lab Sample #	Sampled Date/Time	Received
MW-82	Water	P1101083-01	10 Jan. 11 9:27	12 Jan. 11 11:51

Analyte(s)	Flag	Result	PQL	Units	Method #	Analysis Date	By
RiskAnalysis							
N Ethane	U	< 0.10	0.10	ug/L	RSK-175	1/20/11	gt
N Ethene	J	0.06	0.10	ug/L	RSK-175	1/20/11	gt
N Hydrogen		5.400	0.600	nM	AM20GAX	1/12/11	gt
N Methane		0.38	0.10	ug/L	RSK-175	1/20/11	gt
SemiVolatiles							
N Acetic Acid	J	0.062	0.070	mg/L	AM23G	1/13/11	kb
N Butyric Acid	U	< 0.050	0.050	mg/L	AM23G	1/13/11	kb
N Hexanoic Acid	U	< 0.050	0.050	mg/L	AM23G	1/13/11	kb
N i-Hexanoic Acid	U	< 0.050	0.050	mg/L	AM23G	1/13/11	kb
N i-Pentanoic Acid	U	< 0.150	0.150	mg/L	AM23G	1/13/11	kb
N Lactic Acid		0.260	0.100	mg/L	AM23G	1/13/11	kb
N Pentanoic Acid	U	< 0.070	0.070	mg/L	AM23G	1/13/11	kb
N Propionic Acid	U	< 0.050	0.050	mg/L	AM23G	1/13/11	kb
N Pyruvic Acid	U	< 0.150	0.150	mg/L	AM23G	1/13/11	kb

PA02-00538

Data Qualifiers: J - estimated value, U - Non detect, R - Poor surrogate recovery, M - Recovery/RPD poor for MS/MSD, SAMP/DUP, B - detected in blank, S - field sample as received did not meet NELAC sample acceptance criteria, L - Subcontracted Lab used, N - NELAC certified analysis

MICROSEEPS

Client Name: Tetra Tech, Inc. - San Bernardino
Contact: Mark Feldman
Address: 301 E. Vanderbilt Way Suite 450
San Bernardino, CA 92408

Report Date: 28-Jan-2011

Project Name: Tetra-Tech Lockheed
Project Number: TC#26205-01.0101

Work Order Number: A1A0848

Received on Ice (Y/N): Yes Temp: 3 °C

Client Name: ES Babcock and Sons, Inc
Contact: Lorenzo Rodriguez
Address: 6100 Quail Valley
PO Box 432
Riverside, CA 92502-0432

Lab Proj #: P1101083
Report Date: 01/24/11
Client Proj Name: A1A0848
Client Proj #: A1A0848

Sample Description	Matrix	Lab Sample #	Sampled Date/Time	Received
MW-83	Water	P1101083-02	10 Jan. 11 9:59	12 Jan. 11 11:51

Analyte(s)	Flag	Result	PQL	Units	Method #	Analysis Date	By
RiskAnalysis							
N Ethane	U	< 0.10	0.10	ug/L	RSK-175	1/20/10	gt
N Ethene	U	< 0.10	0.10	ug/L	RSK-175	1/20/10	gt
N Hydrogen		1.200	0.600	nM	AM20GAX	1/12/11	gt
N Methane	J	0.04	0.10	ug/L	RSK-175	1/20/10	gt
SemiVolatiles							
N Acetic Acid	J	0.050	0.070	mg/L	AM23G	1/13/11	kb
N Butyric Acid	U	< 0.050	0.050	mg/L	AM23G	1/13/11	kb
N Hexanoic Acid	U	< 0.050	0.050	mg/L	AM23G	1/13/11	kb
N i-Hexanoic Acid	U	< 0.050	0.050	mg/L	AM23G	1/13/11	kb
N i-Pentanoic Acid	U	< 0.150	0.150	mg/L	AM23G	1/13/11	kb
N Lactic Acid		0.210	0.100	mg/L	AM23G	1/13/11	kb
N Pentanoic Acid	U	< 0.070	0.070	mg/L	AM23G	1/13/11	kb
N Propionic Acid	U	< 0.050	0.050	mg/L	AM23G	1/13/11	kb
N Pyruvic Acid	U	< 0.150	0.150	mg/L	AM23G	1/13/11	kb

PA02-00538

Data Qualifiers: J - estimated value, U - Non detect, R - Poor surrogate recovery, M - Recovery/RPD poor for MS/MSD, SAMP/DUP, B - detected in blank, S - field sample as received did not meet NELAC sample acceptance criteria, L - Subcontracted Lab used, N - NELAC certified analysis

MICROSEEPS

Client Name: Tetra Tech, Inc. - San Bernardino
Contact: Mark Feldman
Address: 301 E. Vanderbilt Way Suite 450
San Bernardino, CA 92408

Report Date: 28-Jan-2011

Project Name: Tetra-Tech Lockheed
Project Number: TC#26205-01.0101

Work Order Number: A1A0848

Received on Ice (Y/N): Yes Temp: 3 °C

Client Name: ES Babcock and Sons, Inc
Contact: Lorenzo Rodriguez
Address: 6100 Quail Valley
PO Box 432
Riverside, CA 92502-0432

Lab Proj #: P1101083
Report Date: 01/24/11
Client Proj Name: A1A0848
Client Proj #: A1A0848

Prep Method: Volatile Fatty Acids by Ion Chromatography
Analysis Method: Volatile Fatty Acids by Ion Chromatography

M110113014-MB

	Result		TrueSpikeConc.	RDL	%Recovery	Ctl Limits
Acetic Acid	< 0.070	mg/L		0.070		- NA
Propionic Acid	< 0.050	mg/L		0.050		- NA
Butyric Acid	< 0.050	mg/L		0.050		- NA
Lactic Acid	0.080	mg/L		0.100		- NA
Pyruvic Acid	< 0.150	mg/L		0.150		- NA
i-Pentanoic Acid	< 0.150	mg/L		0.150		- NA
Pentanoic Acid	< 0.070	mg/L		0.070		- NA
i-Hexanoic Acid	< 0.050	mg/L		0.050		- NA
Hexanoic Acid	< 0.050	mg/L		0.050		- NA

M110113014-LCS

	Result		TrueSpikeConc.	%Recovery	Ctl Limits
Acetic Acid	1.900	mg/L	2.00	95.00	70 - 130
Propionic Acid	1.900	mg/L	2.00	95.00	70 - 130
Butyric Acid	1.800	mg/L	2.00	90.00	70 - 130
Lactic Acid	2.000	mg/L	2.00	100.00	70 - 130
Pyruvic Acid	1.900	mg/L	2.00	95.00	70 - 130
i-Pentanoic Acid	1.700	mg/L	2.00	85.00	70 - 130
Pentanoic Acid	1.800	mg/L	2.00	90.00	70 - 130
i-Hexanoic Acid	1.600	mg/L	2.00	80.00	70 - 130
Hexanoic Acid	1.500	mg/L	2.00	75.00	70 - 130

P1101083-01A-MS

	Result		TrueSpikeConc.	%Recovery	Ctl Limits
Acetic Acid	2.000	mg/L	2.00	97.00	70 - 130
Propionic Acid	1.900	mg/L	2.00	95.00	70 - 130
Butyric Acid	1.800	mg/L	2.00	90.00	70 - 130
Lactic Acid	2.600	mg/L	2.00	117.00	70 - 130
Pyruvic Acid	1.900	mg/L	2.00	95.00	70 - 130
i-Pentanoic Acid	1.800	mg/L	2.00	90.00	70 - 130
Pentanoic Acid	1.800	mg/L	2.00	90.00	70 - 130
i-Hexanoic Acid	1.700	mg/L	2.00	85.00	70 - 130

PA02-00538

Data Qualifiers: J - estimated value, U - Non detect, R - Poor surrogate recovery, M - Recovery/RPD poor for MS/MSD, SAMP/DUP, B - detected in blank, S - field sample as received did not meet NELAC sample acceptance criteria, L - Subcontracted Lab used, N - NELAC certified analysis

MICROSEEPS

Client Name: Tetra Tech, Inc. - San Bernardino
Contact: Mark Feldman
Address: 301 E. Vanderbilt Way Suite 450
San Bernardino, CA 92408

Report Date: 28-Jan-2011

Project Name: Tetra-Tech Lockheed
Project Number: TC#26205-01.0101

Work Order Number: A1A0848

Received on Ice (Y/N): Yes Temp: 3 °C

Client Name: ES Babcock and Sons, Inc
Contact: Lorenzo Rodriguez
Address: 6100 Quail Valley
PO Box 432
Riverside, CA 92502-0432

Lab Proj #: P1101083
Report Date: 01/24/11
Client Proj Name: A1A0848
Client Proj #: A1A0848

P1101083-01A-MS

	Result		TrueSpikeConc.	%Recovery	Ctl Limits
Hexanoic Acid	1.600	mg/L	2.00	80.00	70 - 130

P1101083-01A-MSD

	Result		TrueSpikeConc.	%Recovery	Ctl Limits	RPD	RPD Ctl Limits
Acetic Acid	2.000	mg/L	2.00	97.00	70 - 130	0.00	0 - 30
Propionic Acid	1.900	mg/L	2.00	95.00	70 - 130	0.00	0 - 30
Butyric Acid	1.800	mg/L	2.00	90.00	70 - 130	0.00	0 - 30
Lactic Acid	2.600	mg/L	2.00	117.00	70 - 130	0.00	0 - 30
Pyruvic Acid	1.900	mg/L	2.00	95.00	70 - 130	0.00	0 - 30
i-Pentanoic Acid	1.700	mg/L	2.00	85.00	70 - 130	5.71	0 - 30
Pentanoic Acid	1.800	mg/L	2.00	90.00	70 - 130	0.00	0 - 30
i-Hexanoic Acid	1.600	mg/L	2.00	80.00	70 - 130	6.06	0 - 30
Hexanoic Acid	1.800	mg/L	2.00	90.00	70 - 130	11.76	0 - 30

Outlined Results indicate results outside of Control limits

PA02-00538

Data Qualifiers: J - estimated value, U - Non detect, R - Poor surrogate recovery, M - Recovery/RPD poor for MS/MSD, SAMP/DUP, B - detected in blank, S - field sample as received did not meet NELAC sample acceptance criteria, L - Subcontracted Lab used, N - NELAC certified analysis

MICROSEEPS

Client Name: Tetra Tech, Inc. - San Bernardino
Contact: Mark Feldman
Address: 301 E. Vanderbilt Way Suite 450
San Bernardino, CA 92408

Report Date: 28-Jan-2011

Analytical Report: Page 32 of 35
Project Name: Tetra-Tech Lockheed
Project Number: TC#26205-01.0101

Work Order Number: A1A0848

Received on Ice (Y/N): Yes Temp: 3 °C

Client Name: ES Babcock and Sons, Inc
Contact: Lorenzo Rodriguez
Address: 6100 Quail Valley
PO Box 432
Riverside, CA 92502-0432

Page: Page 6 of 7
Lab Proj #: P1101083
Report Date: 01/24/11
Client Proj Name: A1A0848
Client Proj #: A1A0848

Prep Method: Hydrogen by Bubble Strip
Analysis Method: Hydrogen by Bubble Strip

M110113033-MB

	Result		TrueSpikeConc.	RDL	%Recovery	Ctl Limits
Hydrogen	< 0.600	nM		0.6		- NA

M110113033-LCS

	Result		TrueSpikeConc.	%Recovery	Ctl Limits
Hydrogen	53.000	nM	48.91	108.00	80 - 120

M110113033-LCSD

	Result		TrueSpikeConc.	%Recovery	Ctl Limits	RPD	RPD Ctl Limits
Hydrogen	53.000	nM	48.91	108.00	80 - 120	0	0 - 20

Outlined Results indicate results outside of Control limits

PA02-00538

Data Qualifiers: J - estimated value, U - Non detect, R - Poor surrogate recovery, M - Recovery/RPD poor for MS/MSD, SAMP/DUP, B - detected in blank, S - field sample as received did not meet NELAC sample acceptance criteria, L - Subcontracted Lab used, N - NELAC certified analysis

MICROSEEPS

Client Name: Tetra Tech, Inc. - San Bernardino
Contact: Mark Feldman
Address: 301 E. Vanderbilt Way Suite 450
San Bernardino, CA 92408

Report Date: 28-Jan-2011

Project Name: Tetra-Tech Lockheed
Project Number: TC#26205-01.0101

Work Order Number: A1A0848

Received on Ice (Y/N): Yes Temp: 3 °C

Client Name: ES Babcock and Sons, Inc
Contact: Lorenzo Rodriguez
Address: 6100 Quail Valley
PO Box 432
Riverside, CA 92502-0432

Page: Page 7 of 7
Lab Proj #: P1101083
Report Date: 01/24/11
Client Proj Name: A1A0848
Client Proj #: A1A0848

Prep Method: Light Hydrocarbons (C1-C4) in Water
Analysis Method: Light Hydrocarbons (C1-C4) in Water

M110120026-MB

	Result		TrueSpikeConc.	RDL	%Recovery	Ctl Limits
Methane	0.09	ug/L		0.10		- NA
Ethane	< 0.10	ug/L		0.10		- NA
Ethene	< 0.10	ug/L		0.10		- NA

M110120026-LCS

	Result		TrueSpikeConc.	%Recovery	Ctl Limits
Methane	47.00	ug/L	48.40	97.00	85 - 115
Ethane	86.00	ug/L	90.00	96.00	85 - 115
Ethene	80.00	ug/L	81.60	98.00	85 - 115

M110120026-LCSD

	Result		TrueSpikeConc.	%Recovery	Ctl Limits	RPD	RPD Ctl Limits
Methane	47.00	ug/L	48.40	97.00	85 - 115	0.00	0 - 20
Ethane	86.00	ug/L	90.00	96.00	85 - 115	0.00	0 - 20
Ethene	81.00	ug/L	81.60	99.00	85 - 115	1.24	0 - 20

P1101101-02A-DUP

	Result		TrueSpikeConc.	%Recovery	Ctl Limits	RPD	RPD Ctl Limits
Methane	9.30	ug/L			- NA	7.25	0 - 20
Ethane	9.00	ug/L			- NA	3.28	0 - 20
Ethene	7.20	ug/L			- NA	4.08	0 - 20

Outlined Results indicate results outside of Control limits

PA02-00538

Data Qualifiers: J - estimated value, U - Non detect, R - Poor surrogate recovery, M - Recovery/RPD poor for MS/MSD, SAMP/DUP, B - detected in blank, S - field sample as received did not meet NELAC sample acceptance criteria, L - Subcontracted Lab used, N - NELAC certified analysis

MICROSEEPS

E.S.BABCOCK&Sons,Inc.
Environmental Laboratories est 1906

Client Name: Tetra Tech, Inc. - San Bernardino
Contact: Mark Feldman
Address: 301 E. Vanderbilt Way Suite 450
San Bernardino, CA 92408

Report Date: 28-Jan-2011

Analytical Report: Page 34 of 35
Project Name: Tetra-Tech Lockheed
Project Number: TC#26205-01.0101

Work Order Number: A1A0848

Received on Ice (Y/N): Yes Temp: 3 °C

P1101083

SUBCONTRACT ORDER

Printed: 1/11/2011 12:34

E.S. Babcock & Sons, Inc.

A1A0848 Tracking # 12 578 1X9 01 4808 310

SENDING LABORATORY:	**RECEIVING LABORATORY:**
E.S. Babcock & Sons, Inc.	Microseeps - Subcontract
P. O. Box 432	220 William Pitt Way
Riverside, CA 92502-0432	Pittsburgh, PA 15238
Phone: (951) 653-3351	Phone :(800) 659-2887
Fax: (951) 653-1662	Fax: -
Project Manager: Lorenzo (Z) Rodriguez	

Need QC, J-Flag, Special EDD. LJC to email RUSH results and final PDF. All soilds report Dry Wt. Basis. All invoices for REVIEW prior to mailing. MONTHLY BILLING Email individual invoices to tes.sbo.ap@tetratech.com Login in-house & subcotract on same WO#

Analysis	Due	Expires Regulatory Days Past Date Sampled	Laboratory ID	Comments
Sample ID: A1A0848-02	**Liquid**	**Sampled:01/10/11 09:27**	**MW-82**	***Proj.No.:*[none]**
Subout_02	01/25/11 17:00	01/20/11 09:27	J-flags AM23G - Volatile Fatty Acid	
Subout_01	01/25/11 17:00	01/20/11 09:27	J-flags RSK175 - Methane, Ethane, Ethene	
Subout	01/25/11 17:00	01/20/11 09:27	J-flags AM20GAX - Hydrogen	
Containers Supplied:				
Other- Unpres. (J)	Voa Vial -Unpres (K)	Voa Vial -Unpres (L)	Voa Vial -Unpres (M)	Voa Vial -Unpres (N)
Sample ID: A1A0848-04	**Liquid**	**Sampled:01/10/11 09:59**	**MW-83**	***Proj.No.:*[none]**
Subout_02	01/25/11 17:00	01/20/11 09:59	J-flags AM23G - Volatile Fatty Acid	
Subout_01	01/25/11 17:00	01/20/11 09:59	J-flags RSK175 - Methane, Ethane, Ethene	
Subout	01/25/11 17:00	01/20/11 09:59	J-flags AM20GAX - Hydrogen	
Containers Supplied:				
Other- Unpres. (J)	Voa Vial -Unpres (K)	Voa Vial -Unpres (L)	Voa Vial -Unpres (M)	Voa Vial -Unpres (N)

All Containers Intact: _____ Yes _____ No Samples Preserved Properly: _____ Yes _____ No

Samples Received at Y oC 1/12/11 Sample Lables / COC Agree: _____ Yes _____ No Custody Seals Present: _____ Yes _____ No

Please forward all acknowledgements of sample receipt, final reports and invoices to data@babcocklabs.com
NO HARDCOPIES PLEASE.

Released By	Date	Received By	Date
[signature]	1-11-2011	[signature]	1/12/11

Page 1 of 1

E.S.BABCOCK&Sons,Inc.
Environmental Laboratories est 1906

Client Name: Tetra Tech, Inc. - San Bernardino
Contact: Mark Feldman
Address: 301 E. Vanderbilt Way Suite 450
San Bernardino, CA 92408

Report Date: 28-Jan-2011

Analytical Report: Page 35 of 35
Project Name: Tetra-Tech Lockheed
Project Number: TC#26205-01.0101

Work Order Number: A1A0848

Received on Ice (Y/N): Yes Temp: 3 °C

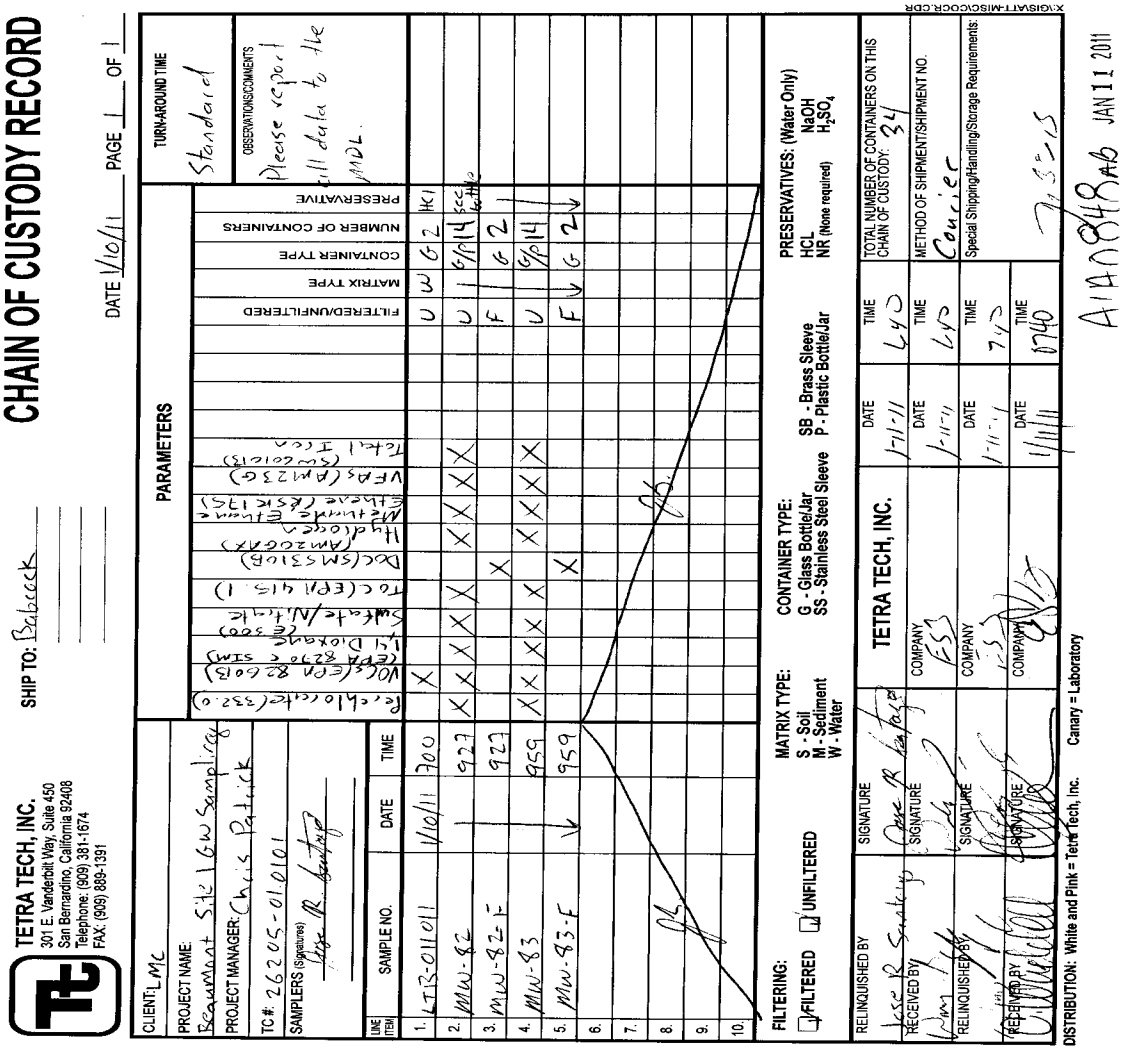

E.S.BABCOCK&Sons,Inc.
Environmental Laboratories est 1906

Client Name: Tetra Tech, Inc. - San Bernardino
Contact: Mark Feldman
Address: 301 E. Vanderbilt Way Suite 450
San Bernardino, CA 92408

Report Date: 08-Feb-2011

Analytical Report: Page 1 of 44
Project Name: Tetra-Tech Lockheed
Project Number: [none]

Work Order Number: A1A1282

Received on Ice (Y/N): Yes Temp: 3 °C

Attached is the analytical report for the sample(s) received for your project. Below is a list of the individual sample descriptions with the corresponding laboratory number(s). Also, enclosed is a copy of the Chain of Custody document (if received with your sample(s)). Please note any unused portion of the sample(s) may be responsibly discarded after 30 days from the above report date, unless you have requested otherwise.

Thank you for the opportunity to serve your analytical needs. If you have any questions or concerns regarding this report please contact our client service department.

Sample Identification

Lab Sample #	Client Sample ID	Matrix	Date Sampled	By	Date Submitted	By
A1A1282-01	LTB-011311 Beaumont Site 1 GW Sampling	Liquid	01/13/11 07:30	Jose R. Santoya	01/14/11 07:20	William Bayle
A1A1282-02	F33-TW3 Beaumont Site 1 GW Sampling	Liquid	01/13/11 09:05	Jose R. Santoya	01/14/11 07:20	William Bayle
A1A1282-03	F33-TW3-F Beaumont Site 1 GW Sampling	Liquid	01/13/11 09:05	Jose R. Santoya	01/14/11 07:20	William Bayle
A1A1282-04	F33-TW3-DUP Beaumont Site 1 GW Sampling	Liquid	01/13/11 09:15	Jose R. Santoya	01/14/11 07:20	William Bayle
A1A1282-05	F33-TW3-DUP-F Beaumont Site 1 GW Sampling	Liquid	01/13/11 09:15	Jose R. Santoya	01/14/11 07:20	William Bayle
A1A1282-06	MW-70 Beaumont Site 1 GW Sampling	Liquid	01/13/11 11:27	Jose R. Santoya	01/14/11 07:20	William Bayle
A1A1282-07	MW-70-F Beaumont Site 1 GW Sampling	Liquid	01/13/11 11:27	Jose R. Santoya	01/14/11 07:20	William Bayle

Note: Analyses RSK-175, AM23G, and AM20GAX were subcontracted to Microseeps. Microseeps data begins to appear on page 29.

E.S.BABCOCK&Sons,Inc.
Environmental Laboratories est 1906

Client Name: Tetra Tech, Inc. - San Bernardino
Contact: Mark Feldman
Address: 301 E. Vanderbilt Way Suite 450
San Bernardino, CA 92408

Report Date: 08-Feb-2011

Project Name: Tetra-Tech Lockheed
Project Number: [none]

Work Order Number: A1A1282

Received on Ice (Y/N): Yes Temp: 3 °C

Laboratory Reference Number
A1A1282-01

Sample Description	Matrix	Sampled Date/Time	Received Date/Time
LTB-011311 Beaumont Site 1 GW Sampling	Liquid	01/13/11 07:30	01/14/11 7:20

Analyte(s)	Result	RDL	MDL	Units	Method	Analysis Date	Analyst	Flag
Volatile Organic Compounds by EPA 8260B								
1,1,1-Trichloroethane	ND	0.50	0.12	ug/L	EPA 8260B	01/24/11 22:31	eec	
1,1,2,2-Tetrachloroethane	ND	0.50	0.29	ug/L	EPA 8260B	01/24/11 22:31	eec	
1,1,2-Trichloroethane	ND	0.50	0.31	ug/L	EPA 8260B	01/24/11 22:31	eec	
1,1-Dichloroethane	ND	0.50	0.098	ug/L	EPA 8260B	01/24/11 22:31	eec	
1,1-Dichloroethene	ND	0.50	0.12	ug/L	EPA 8260B	01/24/11 22:31	eec	
1,2,3-Trichloropropane	ND	0.50	0.29	ug/L	EPA 8260B	01/24/11 22:31	eec	
1,2-Dichlorobenzene	ND	0.50	0.20	ug/L	EPA 8260B	01/24/11 22:31	eec	
1,2-Dichloroethane	ND	0.50	0.21	ug/L	EPA 8260B	01/24/11 22:31	eec	
1,2-Dichloropropane	ND	0.50	0.19	ug/L	EPA 8260B	01/24/11 22:31	eec	
1,3-Dichlorobenzene	ND	0.50	0.15	ug/L	EPA 8260B	01/24/11 22:31	eec	
1,4-Dichlorobenzene	ND	0.50	0.072	ug/L	EPA 8260B	01/24/11 22:31	eec	
2-Butanone(MEK)	ND	3.0	1.2	ug/L	EPA 8260B	01/24/11 22:31	eec	
2-Hexanone	ND	5.0	1.2	ug/L	EPA 8260B	01/24/11 22:31	eec	
4-Methyl-2-Pentanone(MIBK)	ND	5.0	0.95	ug/L	EPA 8260B	01/24/11 22:31	eec	
Acetone	ND	10	5.0	ug/L	EPA 8260B	01/24/11 22:31	eec	
Benzene	ND	0.50	0.14	ug/L	EPA 8260B	01/24/11 22:31	eec	
Bromodichloromethane	ND	0.50	0.11	ug/L	EPA 8260B	01/24/11 22:31	eec	
Bromoform	ND	1.0	0.50	ug/L	EPA 8260B	01/24/11 22:31	eec	
Bromomethane	ND	0.50	0.48	ug/L	EPA 8260B	01/24/11 22:31	eec	
Carbon Disulfide	ND	0.50	0.36	ug/L	EPA 8260B	01/24/11 22:31	eec	
Carbon Tetrachloride	ND	0.50	0.15	ug/L	EPA 8260B	01/24/11 22:31	eec	
Chlorobenzene	ND	0.50	0.23	ug/L	EPA 8260B	01/24/11 22:31	eec	
Chloroethane	ND	0.50	0.35	ug/L	EPA 8260B	01/24/11 22:31	eec	
Chloroform	ND	0.50	0.46	ug/L	EPA 8260B	01/24/11 22:31	eec	
Chloromethane	ND	0.50	0.36	ug/L	EPA 8260B	01/24/11 22:31	eec	
cis-1,2-Dichloroethene	ND	0.50	0.18	ug/L	EPA 8260B	01/24/11 22:31	eec	
cis-1,3-Dichloropropene	ND	0.50	0.30	ug/L	EPA 8260B	01/24/11 22:31	eec	
Dibromochloromethane	ND	0.50	0.37	ug/L	EPA 8260B	01/24/11 22:31	eec	
Ethylbenzene	ND	0.50	0.26	ug/L	EPA 8260B	01/24/11 22:31	eec	
Methyl tert Butyl Ether	ND	5.0	0.43	ug/L	EPA 8260B	01/24/11 22:31	eec	
Methylene Chloride	0.32	3.0	0.15	ug/L	EPA 8260B	01/24/11 22:31	eec	J
Styrene	ND	0.50	0.22	ug/L	EPA 8260B	01/24/11 22:31	eec	
Tetrachloroethene	ND	0.50	0.23	ug/L	EPA 8260B	01/24/11 22:31	eec	

E.S.BABCOCK&Sons,Inc.
Environmental Laboratories est 1906

Client Name: Tetra Tech, Inc. - San Bernardino
Contact: Mark Feldman
Address: 301 E. Vanderbilt Way Suite 450
San Bernardino, CA 92408

Report Date: 08-Feb-2011

Project Name: Tetra-Tech Lockheed
Project Number: [none]

Work Order Number: A1A1282

Received on Ice (Y/N): Yes Temp: 3 °C

Laboratory Reference Number
A1A1282-01

Sample Description	Matrix	Sampled Date/Time	Received Date/Time
LTB-011311 Beaumont Site 1 GW Sampling	Liquid	01/13/11 07:30	01/14/11 7:20

Analyte(s)	Result		RDL	MDL	Units	Method	Analysis Date	Analyst	Flag
Volatile Organic Compounds by EPA 8260B									
Toluene	ND		0.50	0.22	ug/L	EPA 8260B	01/24/11 22:31	eec	
trans-1,2-Dichloroethene	ND		0.50	0.10	ug/L	EPA 8260B	01/24/11 22:31	eec	
trans-1,3-Dichloropropene	ND		0.50	0.24	ug/L	EPA 8260B	01/24/11 22:31	eec	
Trichloroethene	ND		0.50	0.25	ug/L	EPA 8260B	01/24/11 22:31	eec	
Trichlorofluoromethane	ND		5.0	0.16	ug/L	EPA 8260B	01/24/11 22:31	eec	
Vinyl Acetate	ND		10	0.48	ug/L	EPA 8260B	01/24/11 22:31	eec	
Vinyl Chloride	ND		0.50	0.13	ug/L	EPA 8260B	01/24/11 22:31	eec	
Xylenes (m+p)	ND		0.50	0.36	ug/L	EPA 8260B	01/24/11 22:31	eec	
Xylenes (ortho)	ND		0.50	0.41	ug/L	EPA 8260B	01/24/11 22:31	eec	
1,4-Dioxane	ND		35	9.3	ug/L	EPA 8260B	01/24/11 22:31	eec	
Surrogate: 1,2-Dichloroethane-d4	102	%	80-124			EPA 8260B	01/24/11 22:31	eec	
Surrogate: Bromofluorobenzene	100	%	80-120			EPA 8260B	01/24/11 22:31	eec	
Surrogate: Toluene-d8	97.6	%	80-120			EPA 8260B	01/24/11 22:31	eec	

E.S.BABCOCK&Sons,Inc.
Environmental Laboratories est 1906

Client Name: Tetra Tech, Inc. - San Bernardino
Contact: Mark Feldman
Address: 301 E. Vanderbilt Way Suite 450
San Bernardino, CA 92408

Report Date: 08-Feb-2011

Project Name: Tetra-Tech Lockheed
Project Number: [none]

Work Order Number: A1A1282

Received on Ice (Y/N): Yes Temp: 3 °C

Laboratory Reference Number
A1A1282-02

Sample Description	Matrix	Sampled Date/Time	Received Date/Time
F33-TW3 Beaumont Site 1 GW Sampling	Liquid	01/13/11 09:05	01/14/11 7:20

Analyte(s)	Result	RDL	MDL	Units	Method	Analysis Date	Analyst	Flag
Anions								
Sulfate	69	0.50	0.37	mg/L	EPA 300.0	01/17/11 22:06	ss	
Nitrate as N	0.11	0.20	0.11	mg/L	EPA 300.0	01/17/11 22:06	ss	N_HTc, J
Aggregate Organic Compounds								
Total Organic Carbon	2.8	0.70	0.36	mg/L	SM 5310B	02/07/11 13:05	cmd	
General Inorganics								
Perchlorate	0.34	0.10	0.071	ug/L*	EPA 332.0	01/19/11 23:40	aa	
Metals and Metalloids; EPA SW846 Series								
Iron	150	20	2.3	ug/L	EPA 6010B	01/21/11 15:46	lmt	
Volatile Organic Compounds by EPA 8260B								
1,1,1-Trichloroethane	ND	0.50	0.12	ug/L	EPA 8260B	01/25/11 01:24	eec	
1,1,2,2-Tetrachloroethane	ND	0.50	0.29	ug/L	EPA 8260B	01/25/11 01:24	eec	
1,1,2-Trichloroethane	ND	0.50	0.31	ug/L	EPA 8260B	01/25/11 01:24	eec	
1,1-Dichloroethane	ND	0.50	0.098	ug/L	EPA 8260B	01/25/11 01:24	eec	
1,1-Dichloroethene	ND	0.50	0.12	ug/L	EPA 8260B	01/25/11 01:24	eec	
1,2,3-Trichloropropane	ND	0.50	0.29	ug/L	EPA 8260B	01/25/11 01:24	eec	
1,2-Dichlorobenzene	ND	0.50	0.20	ug/L	EPA 8260B	01/25/11 01:24	eec	
1,2-Dichloroethane	ND	0.50	0.21	ug/L	EPA 8260B	01/25/11 01:24	eec	
1,2-Dichloropropane	ND	0.50	0.19	ug/L	EPA 8260B	01/25/11 01:24	eec	
1,3-Dichlorobenzene	ND	0.50	0.15	ug/L	EPA 8260B	01/25/11 01:24	eec	
1,4-Dichlorobenzene	ND	0.50	0.072	ug/L	EPA 8260B	01/25/11 01:24	eec	
2-Butanone(MEK)	ND	3.0	1.2	ug/L	EPA 8260B	01/25/11 01:24	eec	
2-Hexanone	ND	5.0	1.2	ug/L	EPA 8260B	01/25/11 01:24	eec	
4-Methyl-2-Pentanone(MIBK)	ND	5.0	0.95	ug/L	EPA 8260B	01/25/11 01:24	eec	
Acetone	ND	10	5.0	ug/L	EPA 8260B	01/25/11 01:24	eec	
Benzene	ND	0.50	0.14	ug/L	EPA 8260B	01/25/11 01:24	eec	
Bromodichloromethane	ND	0.50	0.11	ug/L	EPA 8260B	01/25/11 01:24	eec	
Bromoform	ND	1.0	0.50	ug/L	EPA 8260B	01/25/11 01:24	eec	
Bromomethane	ND	0.50	0.48	ug/L	EPA 8260B	01/25/11 01:24	eec	
Carbon Disulfide	ND	0.50	0.36	ug/L	EPA 8260B	01/25/11 01:24	eec	

E.S.BABCOCK&Sons,Inc.
Environmental Laboratories est 1906

Client Name: Tetra Tech, Inc. - San Bernardino
Contact: Mark Feldman
Address: 301 E. Vanderbilt Way Suite 450
San Bernardino, CA 92408

Report Date: 08-Feb-2011

Project Name: Tetra-Tech Lockheed
Project Number: [none]

Work Order Number: A1A1282

Received on Ice (Y/N): Yes Temp: 3 °C

Laboratory Reference Number
A1A1282-02

Sample Description	Matrix	Sampled Date/Time	Received Date/Time
F33-TW3 Beaumont Site 1 GW Sampling	Liquid	01/13/11 09:05	01/14/11 7:20

Analyte(s)	Result	RDL	MDL	Units	Method	Analysis Date	Analyst	Flag
Volatile Organic Compounds by EPA 8260B								
Carbon Tetrachloride	ND	0.50	0.15	ug/L	EPA 8260B	01/25/11 01:24	eec	
Chlorobenzene	ND	0.50	0.23	ug/L	EPA 8260B	01/25/11 01:24	eec	
Chloroethane	ND	0.50	0.35	ug/L	EPA 8260B	01/25/11 01:24	eec	
Chloroform	ND	0.50	0.46	ug/L	EPA 8260B	01/25/11 01:24	eec	
Chloromethane	ND	0.50	0.36	ug/L	EPA 8260B	01/25/11 01:24	eec	
cis-1,2-Dichloroethene	ND	0.50	0.18	ug/L	EPA 8260B	01/25/11 01:24	eec	
cis-1,3-Dichloropropene	ND	0.50	0.30	ug/L	EPA 8260B	01/25/11 01:24	eec	
Dibromochloromethane	ND	0.50	0.37	ug/L	EPA 8260B	01/25/11 01:24	eec	
Ethylbenzene	ND	0.50	0.26	ug/L	EPA 8260B	01/25/11 01:24	eec	
Methyl tert Butyl Ether	ND	5.0	0.43	ug/L	EPA 8260B	01/25/11 01:24	eec	
Methylene Chloride	0.23	3.0	0.15	ug/L	EPA 8260B	01/25/11 01:24	eec	J
Styrene	ND	0.50	0.22	ug/L	EPA 8260B	01/25/11 01:24	eec	
Tetrachloroethene	ND	0.50	0.23	ug/L	EPA 8260B	01/25/11 01:24	eec	
Toluene	ND	0.50	0.22	ug/L	EPA 8260B	01/25/11 01:24	eec	
trans-1,2-Dichloroethene	ND	0.50	0.10	ug/L	EPA 8260B	01/25/11 01:24	eec	
trans-1,3-Dichloropropene	ND	0.50	0.24	ug/L	EPA 8260B	01/25/11 01:24	eec	
Trichloroethene	ND	0.50	0.25	ug/L	EPA 8260B	01/25/11 01:24	eec	
Trichlorofluoromethane	ND	5.0	0.16	ug/L	EPA 8260B	01/25/11 01:24	eec	
Vinyl Acetate	ND	10	0.48	ug/L	EPA 8260B	01/25/11 01:24	eec	
Vinyl Chloride	ND	0.50	0.13	ug/L	EPA 8260B	01/25/11 01:24	eec	
Xylenes (m+p)	ND	0.50	0.36	ug/L	EPA 8260B	01/25/11 01:24	eec	
Xylenes (ortho)	ND	0.50	0.41	ug/L	EPA 8260B	01/25/11 01:24	eec	
1,4-Dioxane	ND	35	9.3	ug/L	EPA 8260B	01/25/11 01:24	eec	
Surrogate: 1,2-Dichloroethane-d4	103 %	80-124			EPA 8260B	01/25/11 01:24	eec	
Surrogate: Bromofluorobenzene	101 %	80-120			EPA 8260B	01/25/11 01:24	eec	
Surrogate: Toluene-d8	97.3 %	80-120			EPA 8260B	01/25/11 01:24	eec	

E.S.BABCOCK&Sons,Inc.
Environmental Laboratories est 1906

Client Name: Tetra Tech, Inc. - San Bernardino
Contact: Mark Feldman
Address: 301 E. Vanderbilt Way Suite 450
San Bernardino, CA 92408

Report Date: 08-Feb-2011

Project Name: Tetra-Tech Lockheed
Project Number: [none]

Work Order Number: A1A1282

Received on Ice (Y/N): Yes Temp: 3 °C

Laboratory Reference Number

A1A1282-02

Sample Description	Matrix	Sampled Date/Time	Received Date/Time
F33-TW3 Beaumont Site 1 GW Sampling	Liquid	01/13/11 09:05	01/14/11 7:20

Analyte(s)	Result	RDL	MDL	Units	Method	Analysis Date	Analyst	Flag
Semivolatile Organic Compounds by EPA 8270C SIM								
1,4-Dioxane	3.0	0.20	0.10	ug/L	EPA8270C M	01/22/11 23:10	DF	

E.S.BABCOCK&Sons,Inc.
Environmental Laboratories est 1906

Client Name: Tetra Tech, Inc. - San Bernardino
Contact: Mark Feldman
Address: 301 E. Vanderbilt Way Suite 450
San Bernardino, CA 92408

Report Date: 08-Feb-2011

Project Name: Tetra-Tech Lockheed
Project Number: [none]

Work Order Number: A1A1282

Received on Ice (Y/N): Yes Temp: 3 °C

Laboratory Reference Number
A1A1282-03

Sample Description	Matrix	Sampled Date/Time	Received Date/Time
F33-TW3-F Beaumont Site 1 GW Sampling	Liquid	01/13/11 09:05	01/14/11 7:20

Analyte(s)	Result	RDL	MDL	Units	Method	Analysis Date	Analyst	Flag
Aggregate Organic Compounds								
Dissolved Organic Carbon	3.9	0.70	0.36	mg/L	SM 5310B	01/19/11 11:51	cmd	N-TOC

E.S.BABCOCK&Sons,Inc.
Environmental Laboratories est 1906

Client Name: Tetra Tech, Inc. - San Bernardino
Contact: Mark Feldman
Address: 301 E. Vanderbilt Way Suite 450
San Bernardino, CA 92408

Report Date: 08-Feb-2011

Project Name: Tetra-Tech Lockheed
Project Number: [none]

Work Order Number: A1A1282

Received on Ice (Y/N): Yes Temp: 3 °C

Laboratory Reference Number
A1A1282-04

Sample Description	Matrix	Sampled Date/Time	Received Date/Time
F33-TW3-DUP Beaumont Site 1 GW Sampling	Liquid	01/13/11 09:15	01/14/11 7:20

Analyte(s)	Result	RDL	MDL	Units	Method	Analysis Date	Analyst	Flag
Anions								
Sulfate	67	0.50	0.37	mg/L	EPA 300.0	01/15/11 01:16	ss	
Nitrate as N	ND	0.20	0.11	mg/L	EPA 300.0	01/15/11 01:16	ss	
Aggregate Organic Compounds								
Total Organic Carbon	3.0	0.70	0.36	mg/L	SM 5310B	01/18/11 04:36	cmd	
General Inorganics								
Perchlorate	0.34	0.10	0.071	ug/L*	EPA 332.0	01/19/11 23:40	aa	
Metals and Metalloids; EPA SW846 Series								
Iron	170	20	2.3	ug/L	EPA 6010B	01/21/11 15:48	lmt	
Volatile Organic Compounds by EPA 8260B								
1,1,1-Trichloroethane	ND	0.50	0.12	ug/L	EPA 8260B	01/25/11 01:59	eec	
1,1,2,2-Tetrachloroethane	ND	0.50	0.29	ug/L	EPA 8260B	01/25/11 01:59	eec	
1,1,2-Trichloroethane	ND	0.50	0.31	ug/L	EPA 8260B	01/25/11 01:59	eec	
1,1-Dichloroethane	ND	0.50	0.098	ug/L	EPA 8260B	01/25/11 01:59	eec	
1,1-Dichloroethene	ND	0.50	0.12	ug/L	EPA 8260B	01/25/11 01:59	eec	
1,2,3-Trichloropropane	ND	0.50	0.29	ug/L	EPA 8260B	01/25/11 01:59	eec	
1,2-Dichlorobenzene	ND	0.50	0.20	ug/L	EPA 8260B	01/25/11 01:59	eec	
1,2-Dichloroethane	ND	0.50	0.21	ug/L	EPA 8260B	01/25/11 01:59	eec	
1,2-Dichloropropane	ND	0.50	0.19	ug/L	EPA 8260B	01/25/11 01:59	eec	
1,3-Dichlorobenzene	ND	0.50	0.15	ug/L	EPA 8260B	01/25/11 01:59	eec	
1,4-Dichlorobenzene	ND	0.50	0.072	ug/L	EPA 8260B	01/25/11 01:59	eec	
2-Butanone(MEK)	ND	3.0	1.2	ug/L	EPA 8260B	01/25/11 01:59	eec	
2-Hexanone	ND	5.0	1.2	ug/L	EPA 8260B	01/25/11 01:59	eec	
4-Methyl-2-Pentanone(MIBK)	ND	5.0	0.95	ug/L	EPA 8260B	01/25/11 01:59	eec	
Acetone	ND	10	5.0	ug/L	EPA 8260B	01/25/11 01:59	eec	
Benzene	ND	0.50	0.14	ug/L	EPA 8260B	01/25/11 01:59	eec	
Bromodichloromethane	ND	0.50	0.11	ug/L	EPA 8260B	01/25/11 01:59	eec	
Bromoform	ND	1.0	0.50	ug/L	EPA 8260B	01/25/11 01:59	eec	
Bromomethane	ND	0.50	0.48	ug/L	EPA 8260B	01/25/11 01:59	eec	
Carbon Disulfide	ND	0.50	0.36	ug/L	EPA 8260B	01/25/11 01:59	eec	
Carbon Tetrachloride	ND	0.50	0.15	ug/L	EPA 8260B	01/25/11 01:59	eec	

Client Name: Tetra Tech, Inc. - San Bernardino
Contact: Mark Feldman
Address: 301 E. Vanderbilt Way Suite 450
San Bernardino, CA 92408

Report Date: 08-Feb-2011

Project Name: Tetra-Tech Lockheed
Project Number: [none]

Work Order Number: A1A1282

Received on Ice (Y/N): Yes Temp: 3 °C

Laboratory Reference Number

A1A1282-04

Sample Description	Matrix	Sampled Date/Time	Received Date/Time
F33-TW3-DUP Beaumont Site 1 GW Sampling	Liquid	01/13/11 09:15	01/14/11 7:20

Analyte(s)	Result	RDL	MDL	Units	Method	Analysis Date	Analyst	Flag
Volatile Organic Compounds by EPA 8260B								
Chlorobenzene	ND	0.50	0.23	ug/L	EPA 8260B	01/25/11 01:59	eec	
Chloroethane	ND	0.50	0.35	ug/L	EPA 8260B	01/25/11 01:59	eec	
Chloroform	ND	0.50	0.46	ug/L	EPA 8260B	01/25/11 01:59	eec	
Chloromethane	ND	0.50	0.36	ug/L	EPA 8260B	01/25/11 01:59	eec	
cis-1,2-Dichloroethene	ND	0.50	0.18	ug/L	EPA 8260B	01/25/11 01:59	eec	
cis-1,3-Dichloropropene	ND	0.50	0.30	ug/L	EPA 8260B	01/25/11 01:59	eec	
Dibromochloromethane	ND	0.50	0.37	ug/L	EPA 8260B	01/25/11 01:59	eec	
Ethylbenzene	ND	0.50	0.26	ug/L	EPA 8260B	01/25/11 01:59	eec	
Methyl tert Butyl Ether	ND	5.0	0.43	ug/L	EPA 8260B	01/25/11 01:59	eec	
Methylene Chloride	0.30	3.0	0.15	ug/L	EPA 8260B	01/25/11 01:59	eec	J
Styrene	ND	0.50	0.22	ug/L	EPA 8260B	01/25/11 01:59	eec	
Tetrachloroethene	ND	0.50	0.23	ug/L	EPA 8260B	01/25/11 01:59	eec	
Toluene	ND	0.50	0.22	ug/L	EPA 8260B	01/25/11 01:59	eec	
trans-1,2-Dichloroethene	ND	0.50	0.10	ug/L	EPA 8260B	01/25/11 01:59	eec	
trans-1,3-Dichloropropene	ND	0.50	0.24	ug/L	EPA 8260B	01/25/11 01:59	eec	
Trichloroethene	ND	0.50	0.25	ug/L	EPA 8260B	01/25/11 01:59	eec	
Trichlorofluoromethane	ND	5.0	0.16	ug/L	EPA 8260B	01/25/11 01:59	eec	
Vinyl Acetate	ND	10	0.48	ug/L	EPA 8260B	01/25/11 01:59	eec	
Vinyl Chloride	ND	0.50	0.13	ug/L	EPA 8260B	01/25/11 01:59	eec	
Xylenes (m+p)	ND	0.50	0.36	ug/L	EPA 8260B	01/25/11 01:59	eec	
Xylenes (ortho)	ND	0.50	0.41	ug/L	EPA 8260B	01/25/11 01:59	eec	
1,4-Dioxane	ND	35	9.3	ug/L	EPA 8260B	01/25/11 01:59	eec	
Surrogate: 1,2-Dichloroethane-d4	102	% 80-124			EPA 8260B	01/25/11 01:59	eec	
Surrogate: Bromofluorobenzene	99.2	% 80-120			EPA 8260B	01/25/11 01:59	eec	
Surrogate: Toluene-d8	97.8	% 80-120			EPA 8260B	01/25/11 01:59	eec	

E.S.BABCOCK&Sons,Inc.
Environmental Laboratories est 1906

Client Name: Tetra Tech, Inc. - San Bernardino
Contact: Mark Feldman
Address: 301 E. Vanderbilt Way Suite 450
San Bernardino, CA 92408

Report Date: 08-Feb-2011

Project Name: Tetra-Tech Lockheed
Project Number: [none]

Work Order Number: A1A1282

Received on Ice (Y/N): Yes Temp: 3 °C

Laboratory Reference Number

A1A1282-04

Sample Description	Matrix	Sampled Date/Time	Received Date/Time
F33-TW3-DUP Beaumont Site 1 GW Sampling	Liquid	01/13/11 09:15	01/14/11 7:20

Analyte(s)	Result	RDL	MDL	Units	Method	Analysis Date	Analyst	Flag
Semivolatile Organic Compounds by EPA 8270C SIM								
1,4-Dioxane	2.9	0.20	0.10	ug/L	EPA8270C M	01/22/11 23:41	DF	

E.S.BABCOCK&Sons,Inc.
Environmental Laboratories est 1906

Client Name: Tetra Tech, Inc. - San Bernardino
Contact: Mark Feldman
Address: 301 E. Vanderbilt Way Suite 450
San Bernardino, CA 92408

Report Date: 08-Feb-2011

Project Name: Tetra-Tech Lockheed
Project Number: [none]

Work Order Number: A1A1282

Received on Ice (Y/N): Yes Temp: 3 °C

Laboratory Reference Number

A1A1282-05

Sample Description	Matrix	Sampled Date/Time	Received Date/Time
F33-TW3-DUP-F Beaumont Site 1 GW Sampling	Liquid	01/13/11 09:15	01/14/11 7:20

Analyte(s)	Result	RDL	MDL	Units	Method	Analysis Date	Analyst	Flag
Aggregate Organic Compounds								
Dissolved Organic Carbon	3.9	0.70	0.36	mg/L	SM 5310B	01/19/11 11:51	cmd	N-TOCc

Client Name: Tetra Tech, Inc. - San Bernardino
Contact: Mark Feldman
Address: 301 E. Vanderbilt Way Suite 450
San Bernardino, CA 92408

Report Date: 08-Feb-2011

Project Name: Tetra-Tech Lockheed
Project Number: [none]

Work Order Number: A1A1282

Received on Ice (Y/N): Yes Temp: 3 °C

Laboratory Reference Number
A1A1282-06

Sample Description	Matrix	Sampled Date/Time	Received Date/Time
MW-70 Beaumont Site 1 GW Sampling	Liquid	01/13/11 11:27	01/14/11 7:20

Analyte(s)	Result	RDL	MDL	Units	Method	Analysis Date	Analyst	Flag
Anions								
Sulfate	74	0.50	0.37	mg/L	EPA 300.0	01/15/11 01:25	ss	
Nitrate as N	ND	0.20	0.11	mg/L	EPA 300.0	01/15/11 01:25	ss	
Aggregate Organic Compounds								
Total Organic Carbon	3.1	0.70	0.36	mg/L	SM 5310B	01/18/11 04:36	cmd	
General Inorganics								
Perchlorate	3.1	0.10	0.071	ug/L*	EPA 332.0	01/19/11 23:40	aa	
Metals and Metalloids; EPA SW846 Series								
Iron	6.3	20	2.3	ug/L	EPA 6010B	01/19/11 18:14	lmt	J, PblkJ
Volatile Organic Compounds by EPA 8260B								
1,1,1-Trichloroethane	ND	0.50	0.12	ug/L	EPA 8260B	01/25/11 02:34	eec	
1,1,2,2-Tetrachloroethane	ND	0.50	0.29	ug/L	EPA 8260B	01/25/11 02:34	eec	
1,1,2-Trichloroethane	ND	0.50	0.31	ug/L	EPA 8260B	01/25/11 02:34	eec	
1,1-Dichloroethane	ND	0.50	0.098	ug/L	EPA 8260B	01/25/11 02:34	eec	
1,1-Dichloroethene	ND	0.50	0.12	ug/L	EPA 8260B	01/25/11 02:34	eec	
1,2,3-Trichloropropane	ND	0.50	0.29	ug/L	EPA 8260B	01/25/11 02:34	eec	
1,2-Dichlorobenzene	ND	0.50	0.20	ug/L	EPA 8260B	01/25/11 02:34	eec	
1,2-Dichloroethane	ND	0.50	0.21	ug/L	EPA 8260B	01/25/11 02:34	eec	
1,2-Dichloropropane	ND	0.50	0.19	ug/L	EPA 8260B	01/25/11 02:34	eec	
1,3-Dichlorobenzene	ND	0.50	0.15	ug/L	EPA 8260B	01/25/11 02:34	eec	
1,4-Dichlorobenzene	ND	0.50	0.072	ug/L	EPA 8260B	01/25/11 02:34	eec	
2-Butanone(MEK)	ND	3.0	1.2	ug/L	EPA 8260B	01/25/11 02:34	eec	
2-Hexanone	ND	5.0	1.2	ug/L	EPA 8260B	01/25/11 02:34	eec	
4-Methyl-2-Pentanone(MIBK)	ND	5.0	0.95	ug/L	EPA 8260B	01/25/11 02:34	eec	
Acetone	ND	10	5.0	ug/L	EPA 8260B	01/25/11 02:34	eec	
Benzene	ND	0.50	0.14	ug/L	EPA 8260B	01/25/11 02:34	eec	
Bromodichloromethane	ND	0.50	0.11	ug/L	EPA 8260B	01/25/11 02:34	eec	
Bromoform	ND	1.0	0.50	ug/L	EPA 8260B	01/25/11 02:34	eec	
Bromomethane	ND	0.50	0.48	ug/L	EPA 8260B	01/25/11 02:34	eec	
Carbon Disulfide	ND	0.50	0.36	ug/L	EPA 8260B	01/25/11 02:34	eec	
Carbon Tetrachloride	ND	0.50	0.15	ug/L	EPA 8260B	01/25/11 02:34	eec	

Client Name: Tetra Tech, Inc. - San Bernardino
Contact: Mark Feldman
Address: 301 E. Vanderbilt Way Suite 450
San Bernardino, CA 92408

Report Date: 08-Feb-2011

Project Name: Tetra-Tech Lockheed
Project Number: [none]

Work Order Number: A1A1282

Received on Ice (Y/N): Yes Temp: 3 °C

Laboratory Reference Number

A1A1282-06

Sample Description	Matrix	Sampled Date/Time	Received Date/Time
MW-70 Beaumont Site 1 GW Sampling	Liquid	01/13/11 11:27	01/14/11 7:20

Analyte(s)	Result		RDL	MDL	Units	Method	Analysis Date	Analyst	Flag
Volatile Organic Compounds by EPA 8260B									
Chlorobenzene	ND		0.50	0.23	ug/L	EPA 8260B	01/25/11 02:34	eec	
Chloroethane	ND		0.50	0.35	ug/L	EPA 8260B	01/25/11 02:34	eec	
Chloroform	ND		0.50	0.46	ug/L	EPA 8260B	01/25/11 02:34	eec	
Chloromethane	ND		0.50	0.36	ug/L	EPA 8260B	01/25/11 02:34	eec	
cis-1,2-Dichloroethene	ND		0.50	0.18	ug/L	EPA 8260B	01/25/11 02:34	eec	
cis-1,3-Dichloropropene	ND		0.50	0.30	ug/L	EPA 8260B	01/25/11 02:34	eec	
Dibromochloromethane	ND		0.50	0.37	ug/L	EPA 8260B	01/25/11 02:34	eec	
Ethylbenzene	ND		0.50	0.26	ug/L	EPA 8260B	01/25/11 02:34	eec	
Methyl tert Butyl Ether	ND		5.0	0.43	ug/L	EPA 8260B	01/25/11 02:34	eec	
Methylene Chloride	0.22		3.0	0.15	ug/L	EPA 8260B	01/25/11 02:34	eec	J
Styrene	ND		0.50	0.22	ug/L	EPA 8260B	01/25/11 02:34	eec	
Tetrachloroethene	ND		0.50	0.23	ug/L	EPA 8260B	01/25/11 02:34	eec	
Toluene	ND		0.50	0.22	ug/L	EPA 8260B	01/25/11 02:34	eec	
trans-1,2-Dichloroethene	ND		0.50	0.10	ug/L	EPA 8260B	01/25/11 02:34	eec	
trans-1,3-Dichloropropene	ND		0.50	0.24	ug/L	EPA 8260B	01/25/11 02:34	eec	
Trichloroethene	ND		0.50	0.25	ug/L	EPA 8260B	01/25/11 02:34	eec	
Trichlorofluoromethane	ND		5.0	0.16	ug/L	EPA 8260B	01/25/11 02:34	eec	
Vinyl Acetate	ND		10	0.48	ug/L	EPA 8260B	01/25/11 02:34	eec	
Vinyl Chloride	ND		0.50	0.13	ug/L	EPA 8260B	01/25/11 02:34	eec	
Xylenes (m+p)	ND		0.50	0.36	ug/L	EPA 8260B	01/25/11 02:34	eec	
Xylenes (ortho)	ND		0.50	0.41	ug/L	EPA 8260B	01/25/11 02:34	eec	
1,4-Dioxane	ND		35	9.3	ug/L	EPA 8260B	01/25/11 02:34	eec	
Surrogate: 1,2-Dichloroethane-d4	105	%	80-124			EPA 8260B	01/25/11 02:34	eec	
Surrogate: Bromofluorobenzene	97.7	%	80-120			EPA 8260B	01/25/11 02:34	eec	
Surrogate: Toluene-d8	97.6	%	80-120			EPA 8260B	01/25/11 02:34	eec	

E.S.BABCOCK&Sons,Inc.
Environmental Laboratories est 1906

Client Name: Tetra Tech, Inc. - San Bernardino
Contact: Mark Feldman
Address: 301 E. Vanderbilt Way Suite 450
San Bernardino, CA 92408

Report Date: 08-Feb-2011

Project Name: Tetra-Tech Lockheed
Project Number: [none]

Work Order Number: A1A1282

Received on Ice (Y/N): Yes Temp: 3 °C

Laboratory Reference Number

A1A1282-06

Sample Description	Matrix	Sampled Date/Time	Received Date/Time
MW-70 Beaumont Site 1 GW Sampling	Liquid	01/13/11 11:27	01/14/11 7:20

Analyte(s)	Result	RDL	MDL	Units	Method	Analysis Date	Analyst	Flag
Semivolatile Organic Compounds by EPA 8270C SIM								
1,4-Dioxane	2.5	0.20	0.10	ug/L	EPA8270C M	01/23/11 00:11	DF	

E.S.BABCOCK&Sons,Inc.
Environmental Laboratories est 1906

Client Name: Tetra Tech, Inc. - San Bernardino
Contact: Mark Feldman
Address: 301 E. Vanderbilt Way Suite 450
San Bernardino, CA 92408

Report Date: 08-Feb-2011

Project Name: Tetra-Tech Lockheed
Project Number: [none]

Work Order Number: A1A1282

Received on Ice (Y/N): Yes Temp: 3 °C

Laboratory Reference Number
A1A1282-07

Sample Description	Matrix	Sampled Date/Time	Received Date/Time
MW-70-F Beaumont Site 1 GW Sampling	Liquid	01/13/11 11:27	01/14/11 7:20

Analyte(s)	Result	RDL	MDL	Units	Method	Analysis Date	Analyst	Flag
Aggregate Organic Compounds								
Dissolved Organic Carbon	4.4	0.70	0.36	mg/L	SM 5310B	01/19/11 11:51	cmd	N-TOCc

Client Name: Tetra Tech, Inc. - San Bernardino
Contact: Mark Feldman
Address: 301 E. Vanderbilt Way Suite 450
San Bernardino, CA 92408

Report Date: 08-Feb-2011

Project Name: Tetra-Tech Lockheed
Project Number: [none]

Work Order Number: A1A1282

Received on Ice (Y/N): Yes Temp: 3 °C

Anions - Batch Quality Control

Analyte(s)	Result	RDL	MDL	Units	Spike Level	Source Result	%REC	%REC Limits	RPD	RPD Limit	Flag
Batch 1A14054 - Analyzed as received											
Blank (1A14054-BLK1)					Prepared: 01/14/11 Analyzed: 01/15/11						
Sulfate	0.400	0.50	0.37	mg/L							J
Nitrate as N	ND	0.20	0.11	mg/L							
LCS (1A14054-BS1)					Prepared: 01/14/11 Analyzed: 01/15/11						
Sulfate	48.5	0.50	0.37	mg/L	50.0		97.0	90-110			
Nitrate as N	11.6	0.20	0.11	mg/L	11.3		103	90-110			
Matrix Spike (1A14054-MS1)				**Source: A1A1282-02**	Prepared: 01/14/11 Analyzed: 01/15/11						
Sulfate	99.8	0.50	0.37	mg/L	100	67.6	32.1	87-114			Q_NAe, QFpas, QMout
Nitrate as N	2.41	0.20	0.11	mg/L	4.52	ND	53.3	78-120			Q_NAe, QFpas, QMout
Matrix Spike (1A14054-MS2)				**Source: A1A1289-01**	Prepared: 01/14/11 Analyzed: 01/15/11						
Sulfate	178	0.50	0.37	mg/L	100	69.2	108	87-114			
Nitrate as N	4.49	0.20	0.11	mg/L	4.52	ND	99.4	78-120			
Matrix Spike Dup (1A14054-MSD1)				**Source: A1A1282-02**	Prepared: 01/14/11 Analyzed: 01/15/11						
Sulfate	174	0.50	0.37	mg/L	100	67.6	107	87-114	54.4	20	QFpas, QMout
Nitrate as N	4.35	0.20	0.11	mg/L	4.52	ND	96.2	78-120	57.4	20	QFpas, QMout
Batch 1A17015 - Analyzed as received											
Blank (1A17015-BLK1)					Prepared & Analyzed: 01/17/11						
Sulfate	ND	0.50	0.37	mg/L							
Nitrate as N	ND	0.20	0.11	mg/L							
LCS (1A17015-BS1)					Prepared & Analyzed: 01/17/11						
Sulfate	49.4	0.50	0.37	mg/L	50.0		98.8	90-110			
Nitrate as N	11.8	0.20	0.11	mg/L	11.3		104	90-110			

Client Name: Tetra Tech, Inc. - San Bernardino
Contact: Mark Feldman
Address: 301 E. Vanderbilt Way Suite 450
San Bernardino, CA 92408

Report Date: 08-Feb-2011

Project Name: Tetra-Tech Lockheed
Project Number: [none]

Work Order Number: A1A1282

Received on Ice (Y/N): Yes Temp: 3 °C

Anions - Batch Quality Control

Analyte(s)	Result	RDL	MDL	Units	Spike Level	Source Result	%REC	%REC Limits	RPD	RPD Limit	Flag
Batch 1A17015 - Analyzed as received											
Matrix Spike (1A17015-MS1)			**Source: A1A1282-02RE**		Prepared & Analyzed: 01/17/11						
Sulfate	167	0.50	0.37	mg/L	100	68.7	98.5	87-114			
Nitrate as N	4.46	0.20	0.11	mg/L	4.52	0.113	96.3	78-120			
Matrix Spike Dup (1A17015-MSD1)			**Source: A1A1282-02RE**		Prepared & Analyzed: 01/17/11						
Sulfate	168	0.50	0.37	mg/L	100	68.7	99.7	87-114	0.740	20	
Nitrate as N	4.32	0.20	0.11	mg/L	4.52	0.113	93.2	78-120	3.19	20	

Client Name: Tetra Tech, Inc. - San Bernardino
Contact: Mark Feldman
Address: 301 E. Vanderbilt Way Suite 450
San Bernardino, CA 92408

Report Date: 08-Feb-2011

Project Name: Tetra-Tech Lockheed
Project Number: [none]

Work Order Number: A1A1282

Received on Ice (Y/N): Yes Temp: 3 °C

Aggregate Organic Compounds - Batch Quality Control

Analyte(s)	Result	RDL	MDL	Units	Spike Level	Source Result	%REC	%REC Limits	RPD	RPD Limit	Flag
Batch 1A17054 - As recieved											
Blank (1A17054-BLK1)					Prepared: 01/17/11 Analyzed: 01/18/11						
Total Organic Carbon	ND	0.70	0.36	mg/L							
Blank (1A17054-BLK2)					Prepared: 01/17/11 Analyzed: 01/18/11						
Total Organic Carbon	ND	0.70	0.36	mg/L							
LCS (1A17054-BS1)					Prepared: 01/17/11 Analyzed: 01/18/11						
Total Organic Carbon	4.08	0.70	0.36	mg/L	4.00		102	90-110			
LCS (1A17054-BS2)					Prepared: 01/17/11 Analyzed: 01/18/11						
Total Organic Carbon	4.06	0.70	0.36	mg/L	4.00		101	90-110			
Matrix Spike (1A17054-MS1)			**Source: A1A1154-01**		Prepared: 01/17/11 Analyzed: 01/18/11						
Total Organic Carbon	10.2	0.70	0.36	mg/L	4.00	5.50	118	80-120			
Matrix Spike Dup (1A17054-MSD1)			**Source: A1A1154-01**		Prepared: 01/17/11 Analyzed: 01/18/11						
Total Organic Carbon	7.31	0.70	0.36	mg/L	4.00	5.50	45.2	80-120	33.4	10	QMSD
Batch 1A19013 - As recieved											
Blank (1A19013-BLK1)					Prepared & Analyzed: 01/19/11						
Dissolved Organic Carbon	ND	0.70	0.36	mg/L							
LCS (1A19013-BS1)					Prepared & Analyzed: 01/19/11						
Dissolved Organic Carbon	4.11	0.70	0.36	mg/L	4.00		103	81.5-118			
Matrix Spike (1A19013-MS1)			**Source: A1A1282-03**		Prepared & Analyzed: 01/19/11						
Dissolved Organic Carbon	7.19	0.70	0.36	mg/L	4.00	3.85	83.4	80-120			

Client Name: Tetra Tech, Inc. - San Bernardino
Contact: Mark Feldman
Address: 301 E. Vanderbilt Way Suite 450
San Bernardino, CA 92408

Report Date: 08-Feb-2011

Project Name: Tetra-Tech Lockheed
Project Number: [none]

Work Order Number: A1A1282

Received on Ice (Y/N): Yes Temp: 3 °C

Aggregate Organic Compounds - Batch Quality Control

Analyte(s)	Result	RDL	MDL	Units	Spike Level	Source Result	%REC	%REC Limits	RPD	RPD Limit	Flag
Batch 1A19013 - As recieved											
Matrix Spike Dup (1A19013-MSD1)		**Source: A1A1282-03**			Prepared & Analyzed: 01/19/11						
Dissolved Organic Carbon	7.18	0.70	0.36	mg/L	4.00	3.85	83.1	80-120	0.195	10	
Batch 1B04030 - As recieved											
Blank (1B04030-BLK1)					Prepared: 02/04/11 Analyzed: 02/07/11						
Total Organic Carbon	ND	0.70	0.36	mg/L							
Blank (1B04030-BLK2)					Prepared: 02/04/11 Analyzed: 02/07/11						
Total Organic Carbon	ND	0.70	0.36	mg/L							
LCS (1B04030-BS1)					Prepared: 02/04/11 Analyzed: 02/07/11						
Total Organic Carbon	4.00	0.70	0.36	mg/L	4.00		100	90-110			
LCS (1B04030-BS2)					Prepared: 02/04/11 Analyzed: 02/07/11						
Total Organic Carbon	3.77	0.70	0.36	mg/L	4.00		94.2	90-110			
Matrix Spike (1B04030-MS1)		**Source: A1A2728-01**			Prepared: 02/04/11 Analyzed: 02/08/11						
Total Organic Carbon	9.66	0.70	0.36	mg/L	4.00	6.27	84.7	80-120			
Matrix Spike (1B04030-MS2)		**Source: A1A1282-02RE**			Prepared: 02/04/11 Analyzed: 02/07/11						
Total Organic Carbon	6.85	0.70	0.36	mg/L	4.00	2.76	102	80-120			
Matrix Spike Dup (1B04030-MSD1)		**Source: A1A2728-01**			Prepared: 02/04/11 Analyzed: 02/08/11						
Total Organic Carbon	10.0	0.70	0.36	mg/L	4.00	6.27	94.0	80-120	3.80	10	
Matrix Spike Dup (1B04030-MSD2)		**Source: A1A1282-02RE**			Prepared: 02/04/11 Analyzed: 02/07/11						
Total Organic Carbon	6.86	0.70	0.36	mg/L	4.00	2.76	103	80-120	0.102	10	

E.S.BABCOCK&Sons,Inc.
Environmental Laboratories est 1906

Client Name: Tetra Tech, Inc. - San Bernardino
Contact: Mark Feldman
Address: 301 E. Vanderbilt Way Suite 450
San Bernardino, CA 92408

Report Date: 08-Feb-2011

Project Name: Tetra-Tech Lockheed
Project Number: [none]

Work Order Number: A1A1282

Received on Ice (Y/N): Yes Temp: 3 °C

General Inorganics - Batch Quality Control

Analyte(s)	Result	RDL	MDL	Units	Spike Level	Source Result	%REC	%REC Limits	RPD	RPD Limit	Flag
Batch 1A18047 - Analyzed as received											
Blank (1A18047-BLK1)					Prepared & Analyzed: 01/18/11						
Perchlorate	ND	0.10	0.071	ug/L*							
LCS (1A18047-BS1)					Prepared & Analyzed: 01/18/11						
Perchlorate	4.85	0.10	0.071	ug/L*	5.00		97.0	80-120			
Duplicate (1A18047-DUP1)				**Source: A1A1282-02**	Prepared: 01/18/11		Analyzed: 01/19/11				
Perchlorate	0.259	0.10	0.071	ug/L*		0.341			27.2	20	QRPDI
Matrix Spike (1A18047-MS1)				**Source: A1A1282-02**	Prepared: 01/18/11		Analyzed: 01/19/11				
Perchlorate	4.98	0.10	0.071	ug/L*	5.00	0.341	92.8	80-120			
Matrix Spike Dup (1A18047-MSD1)				**Source: A1A1282-02**	Prepared: 01/18/11		Analyzed: 01/19/11				
Perchlorate	5.75	0.10	0.071	ug/L*	5.00	0.341	108	80-120	14.3	20	

Client Name: Tetra Tech, Inc. - San Bernardino
Contact: Mark Feldman
Address: 301 E. Vanderbilt Way Suite 450
San Bernardino, CA 92408

Report Date: 08-Feb-2011

Project Name: Tetra-Tech Lockheed
Project Number: [none]

Work Order Number: A1A1282

Received on Ice (Y/N): Yes Temp: 3 °C

Metals and Metalloids; EPA SW846 Series - Batch Quality Control

Analyte(s)	Result	RDL	MDL	Units	Spike Level	Source Result	%REC	%REC Limits	RPD	RPD Limit	Flag
Batch 1A18039 - EPA 200.2 SOP M02C											
Blank (1A18039-BLK1)					Prepared & Analyzed: 01/19/11						
Iron	22.7	20	2.3	ug/L							QBLK
LCS (1A18039-BS1)					Prepared & Analyzed: 01/19/11						
Iron	611	20	2.3	ug/L	583		105	85-115			
Matrix Spike (1A18039-MS1)				**Source: A1A1282-02**	Prepared & Analyzed: 01/19/11						
Iron	839	20	2.3	ug/L	583	189	112	75-125			
Matrix Spike Dup (1A18039-MSD1)				**Source: A1A1282-02**	Prepared & Analyzed: 01/19/11						
Iron	843	20	2.3	ug/L	583	189	112	75-125	0.462	20	
Batch 1A20048 - EPA 200.2 SOP M02C											
Blank (1A20048-BLK1)					Prepared & Analyzed: 01/21/11						
Iron	ND	20	2.3	ug/L							
LCS (1A20048-BS1)					Prepared & Analyzed: 01/21/11						
Iron	327	20	2.3	ug/L	333		98.2	85-115			
Matrix Spike (1A20048-MS1)				**Source: A1A1785-05**	Prepared & Analyzed: 01/21/11						
Iron	4270	20	2.3	ug/L	333	3990	81.9	75-125			
Matrix Spike Dup (1A20048-MSD1)				**Source: A1A1785-05**	Prepared & Analyzed: 01/21/11						
Iron	4220	20	2.3	ug/L	333	3990	68.6	75-125	1.04	20	QM-3x

Client Name: Tetra Tech, Inc. - San Bernardino
Contact: Mark Feldman
Address: 301 E. Vanderbilt Way Suite 450
San Bernardino, CA 92408

Report Date: 08-Feb-2011

Project Name: Tetra-Tech Lockheed
Project Number: [none]

Work Order Number: A1A1282

Received on Ice (Y/N): Yes Temp: 3 °C

Volatile Organic Compounds by EPA 8260B - Batch Quality Control

Analyte(s)	Result	RDL	MDL	Units	Spike Level	Source Result	%REC	%REC Limits	RPD	RPD Limit	Flag
Batch 1A24003 - Purge and Trap											
Blank (1A24003-BLK1)				Prepared & Analyzed: 01/24/11							
1,1,1-Trichloroethane	ND	0.50	0.12	ug/L							
1,1,2,2-Tetrachloroethane	ND	0.50	0.29	ug/L							
1,1,2-Trichloroethane	ND	0.50	0.31	ug/L							
1,1-Dichloroethane	ND	0.50	0.098	ug/L							
1,1-Dichloroethene	ND	0.50	0.12	ug/L							
1,2,3-Trichloropropane	ND	0.50	0.29	ug/L							
1,2-Dichlorobenzene	ND	0.50	0.20	ug/L							
1,2-Dichloroethane	ND	0.50	0.21	ug/L							
1,2-Dichloropropane	ND	0.50	0.19	ug/L							
1,3-Dichlorobenzene	ND	0.50	0.15	ug/L							
1,4-Dichlorobenzene	ND	0.50	0.072	ug/L							
2-Butanone(MEK)	ND	3.0	1.2	ug/L							
2-Hexanone	ND	5.0	1.2	ug/L							
4-Methyl-2-Pentanone(MIBK)	ND	5.0	0.95	ug/L							
Acetone	ND	10	5.0	ug/L							
Benzene	ND	0.50	0.14	ug/L							
Bromodichloromethane	ND	0.50	0.11	ug/L							
Bromoform	ND	1.0	0.50	ug/L							
Bromomethane	ND	0.50	0.48	ug/L							
Carbon Disulfide	ND	0.50	0.36	ug/L							
Carbon Tetrachloride	ND	0.50	0.15	ug/L							
Chlorobenzene	ND	0.50	0.23	ug/L							
Chloroethane	ND	0.50	0.35	ug/L							
Chloroform	ND	0.50	0.46	ug/L							
Chloromethane	ND	0.50	0.36	ug/L							
cis-1,2-Dichloroethene	ND	0.50	0.18	ug/L							
cis-1,3-Dichloropropene	ND	0.50	0.30	ug/L							
Dibromochloromethane	ND	0.50	0.37	ug/L							
Ethylbenzene	ND	0.50	0.26	ug/L							
Methyl tert Butyl Ether	ND	5.0	0.43	ug/L							
Methylene Chloride	ND	3.0	0.15	ug/L							
Styrene	ND	0.50	0.22	ug/L							
Tetrachloroethene	ND	0.50	0.23	ug/L							
Toluene	ND	0.50	0.22	ug/L							
trans-1,2-Dichloroethene	ND	0.50	0.10	ug/L							
trans-1,3-Dichloropropene	ND	0.50	0.24	ug/L							

Client Name: Tetra Tech, Inc. - San Bernardino
Contact: Mark Feldman
Address: 301 E. Vanderbilt Way Suite 450
San Bernardino, CA 92408

Report Date: 08-Feb-2011

Project Name: Tetra-Tech Lockheed
Project Number: [none]

Work Order Number: A1A1282

Received on Ice (Y/N): Yes Temp: 3 °C

Volatile Organic Compounds by EPA 8260B - Batch Quality Control

Analyte(s)	Result	RDL	MDL	Units	Spike Level	Source Result	%REC	%REC Limits	RPD	RPD Limit	Flag
Batch 1A24003 - Purge and Trap											
Blank (1A24003-BLK1)					Prepared & Analyzed: 01/24/11						
Trichloroethene	ND	0.50	0.25	ug/L							
Trichlorofluoromethane	ND	5.0	0.16	ug/L							
Vinyl Acetate	ND	10	0.48	ug/L							
Vinyl Chloride	ND	0.50	0.13	ug/L							
Xylenes (m+p)	ND	0.50	0.36	ug/L							
Xylenes (ortho)	ND	0.50	0.41	ug/L							
1,4-Dioxane	ND	35	9.3	ug/L							
Surrogate: 1,2-Dichloroethane-d4	*9.97*			ug/L	*10.0*		*99.7*	*80-124*			
Surrogate: Bromofluorobenzene	*9.89*			ug/L	*10.0*		*98.9*	*80-120*			
Surrogate: Toluene-d8	*9.79*			ug/L	*10.0*		*97.9*	*80-120*			
LCS (1A24003-BS1)					Prepared & Analyzed: 01/24/11						
1,1-Dichloroethane	23.1	0.50	0.098	ug/L	25.0		92.5	70-130			
1,1-Dichloroethene	24.2	0.50	0.12	ug/L	25.0		96.9	70-130			
1,4-Dichlorobenzene	25.5	0.50	0.072	ug/L	25.0		102	70-130			
Benzene	24.2	0.50	0.14	ug/L	25.0		96.6	70-130			
Bromodichloromethane	25.0	0.50	0.11	ug/L	25.0		99.8	70-130			
Bromoform	24.7	1.0	0.50	ug/L	25.0		98.8	70-130			
Chloroform	24.9	0.50	0.46	ug/L	25.0		99.8	70-130			
Dibromochloromethane	26.4	0.50	0.37	ug/L	25.0		105	70-130			
Ethylbenzene	24.4	0.50	0.26	ug/L	25.0		97.5	70-130			
Methyl tert Butyl Ether	24.1	5.0	0.43	ug/L	25.0		96.4	70-130			
Tetrachloroethene	24.1	0.50	0.23	ug/L	25.0		96.3	70-130			
Toluene	23.9	0.50	0.22	ug/L	25.0		95.5	70-130			
Trichloroethene	24.6	0.50	0.25	ug/L	25.0		98.4	70-130			
Vinyl Chloride	23.9	0.50	0.13	ug/L	25.0		95.6	70-130			
Xylenes (m+p)	49.7	0.50	0.36	ug/L	50.0		99.3	70-130			
Xylenes (ortho)	24.9	0.50	0.41	ug/L	25.0		99.5	70-130			
Surrogate: 1,2-Dichloroethane-d4	*9.98*			ug/L	*10.0*		*99.8*	*80-124*			
Surrogate: Bromofluorobenzene	*9.52*			ug/L	*10.0*		*95.2*	*80-120*			
Surrogate: Toluene-d8	*9.83*			ug/L	*10.0*		*98.3*	*80-120*			

E.S.BABCOCK&Sons,Inc.
Environmental Laboratories est 1906

Client Name: Tetra Tech, Inc. - San Bernardino
Contact: Mark Feldman
Address: 301 E. Vanderbilt Way Suite 450
San Bernardino, CA 92408

Report Date: 08-Feb-2011

Project Name: Tetra-Tech Lockheed
Project Number: [none]

Work Order Number: A1A1282

Received on Ice (Y/N): Yes Temp: 3 °C

Volatile Organic Compounds by EPA 8260B - Batch Quality Control

Analyte(s)	Result	RDL	MDL	Units	Spike Level	Source Result	%REC	%REC Limits	RPD	RPD Limit	Flag
Batch 1A24003 - Purge and Trap											
LCS Dup (1A24003-BSD1)					Prepared & Analyzed: 01/24/11						
1,1-Dichloroethane	22.2	0.50	0.098	ug/L	25.0		88.9	70-130	3.97	20	
1,1-Dichloroethene	23.1	0.50	0.12	ug/L	25.0		92.4	70-130	4.73	20	
1,4-Dichlorobenzene	24.6	0.50	0.072	ug/L	25.0		98.4	70-130	3.48	20	
Benzene	23.3	0.50	0.14	ug/L	25.0		93.0	70-130	3.75	20	
Bromodichloromethane	24.4	0.50	0.11	ug/L	25.0		97.5	70-130	2.39	20	
Bromoform	23.8	1.0	0.50	ug/L	25.0		95.4	70-130	3.54	20	
Chloroform	24.0	0.50	0.46	ug/L	25.0		96.0	70-130	3.88	20	
Dibromochloromethane	25.9	0.50	0.37	ug/L	25.0		104	70-130	1.80	20	
Ethylbenzene	23.9	0.50	0.26	ug/L	25.0		95.7	70-130	1.82	20	
Methyl tert Butyl Ether	23.6	5.0	0.43	ug/L	25.0		94.2	70-130	2.27	20	
Tetrachloroethene	23.8	0.50	0.23	ug/L	25.0		95.2	70-130	1.09	20	
Toluene	23.6	0.50	0.22	ug/L	25.0		94.5	70-130	1.09	20	
Trichloroethene	24.1	0.50	0.25	ug/L	25.0		96.3	70-130	2.22	20	
Vinyl Chloride	22.8	0.50	0.13	ug/L	25.0		91.0	70-130	4.89	20	
Xylenes (m+p)	49.2	0.50	0.36	ug/L	50.0		98.4	70-130	0.951	20	
Xylenes (ortho)	24.4	0.50	0.41	ug/L	25.0		97.4	70-130	2.15	20	
Surrogate: 1,2-Dichloroethane-d4	*9.75*			ug/L	*10.0*		*97.5*	*80-124*			
Surrogate: Bromofluorobenzene	*9.73*			ug/L	*10.0*		*97.3*	*80-120*			
Surrogate: Toluene-d8	*9.90*			ug/L	*10.0*		*99.0*	*80-120*			
Matrix Spike (1A24003-MS1)				**Source: A1A1282-02**	Prepared & Analyzed: 01/24/11						
1,1-Dichloroethane	24.8	0.50	0.098	ug/L	25.0	ND	99.1	70-130			
1,1-Dichloroethene	26.2	0.50	0.12	ug/L	25.0	ND	105	70-130			
1,4-Dichlorobenzene	26.9	0.50	0.072	ug/L	25.0	ND	107	70-130			
Benzene	25.7	0.50	0.14	ug/L	25.0	ND	103	70-130			
Bromodichloromethane	26.3	0.50	0.11	ug/L	25.0	ND	105	70-130			
Bromoform	25.8	1.0	0.50	ug/L	25.0	ND	103	70-130			
Chloroform	26.2	0.50	0.46	ug/L	25.0	ND	105	70-130			
Dibromochloromethane	27.1	0.50	0.37	ug/L	25.0	ND	108	70-130			
Ethylbenzene	25.9	0.50	0.26	ug/L	25.0	ND	104	70-130			
Methyl tert Butyl Ether	25.1	5.0	0.43	ug/L	25.0	ND	100	70-130			
Tetrachloroethene	26.0	0.50	0.23	ug/L	25.0	ND	104	70-130			
Toluene	25.6	0.50	0.22	ug/L	25.0	ND	103	70-130			
Trichloroethene	26.6	0.50	0.25	ug/L	25.0	ND	106	70-130			
Vinyl Chloride	25.8	0.50	0.13	ug/L	25.0	ND	103	70-130			
Xylenes (m+p)	52.9	0.50	0.36	ug/L	50.0	ND	106	70-130			
Xylenes (ortho)	26.3	0.50	0.41	ug/L	25.0	ND	105	70-130			

Client Name: Tetra Tech, Inc. - San Bernardino
Contact: Mark Feldman
Address: 301 E. Vanderbilt Way Suite 450
San Bernardino, CA 92408

Report Date: 08-Feb-2011

Project Name: Tetra-Tech Lockheed
Project Number: [none]

Work Order Number: A1A1282

Received on Ice (Y/N): Yes Temp: 3 °C

Volatile Organic Compounds by EPA 8260B - Batch Quality Control

Analyte(s)	Result	RDL	MDL	Units	Spike Level	Source Result	%REC	%REC Limits	RPD	RPD Limit	Flag
Batch 1A24003 - Purge and Trap											
Matrix Spike (1A24003-MS1)			**Source: A1A1282-02**		Prepared & Analyzed: 01/24/11						
Surrogate: 1,2-Dichloroethane-d4	*9.80*			ug/L	*10.0*		*98.0*	*80-124*			
Surrogate: Bromofluorobenzene	*9.65*			ug/L	*10.0*		*96.5*	*80-120*			
Surrogate: Toluene-d8	*9.81*			ug/L	*10.0*		*98.1*	*80-120*			
Matrix Spike Dup (1A24003-MSD1)			**Source: A1A1282-02**		Prepared & Analyzed: 01/24/11						
1,1-Dichloroethane	25.7	0.50	0.098	ug/L	25.0	ND	103	70-130	3.53	40	
1,1-Dichloroethene	27.5	0.50	0.12	ug/L	25.0	ND	110	70-130	4.76	40	
1,4-Dichlorobenzene	27.8	0.50	0.072	ug/L	25.0	ND	111	70-130	3.30	40	
Benzene	27.0	0.50	0.14	ug/L	25.0	ND	108	70-130	4.94	40	
Bromodichloromethane	26.9	0.50	0.11	ug/L	25.0	ND	108	70-130	2.44	40	
Bromoform	26.4	1.0	0.50	ug/L	25.0	ND	106	70-130	2.22	40	
Chloroform	27.5	0.50	0.46	ug/L	25.0	ND	110	70-130	5.03	40	
Dibromochloromethane	28.6	0.50	0.37	ug/L	25.0	ND	114	70-130	5.35	40	
Ethylbenzene	27.1	0.50	0.26	ug/L	25.0	ND	108	70-130	4.61	40	
Methyl tert Butyl Ether	26.5	5.0	0.43	ug/L	25.0	ND	106	70-130	5.47	40	
Tetrachloroethene	26.8	0.50	0.23	ug/L	25.0	ND	107	70-130	3.03	40	
Toluene	26.5	0.50	0.22	ug/L	25.0	ND	106	70-130	3.18	40	
Trichloroethene	27.6	0.50	0.25	ug/L	25.0	ND	110	70-130	3.77	40	
Vinyl Chloride	26.8	0.50	0.13	ug/L	25.0	ND	107	70-130	4.11	40	
Xylenes (m+p)	55.0	0.50	0.36	ug/L	50.0	ND	110	70-130	3.86	40	
Xylenes (ortho)	27.3	0.50	0.41	ug/L	25.0	ND	109	70-130	3.65	40	
Surrogate: 1,2-Dichloroethane-d4	*10.1*			ug/L	*10.0*		*101*	*80-124*			
Surrogate: Bromofluorobenzene	*9.68*			ug/L	*10.0*		*96.8*	*80-120*			
Surrogate: Toluene-d8	*9.82*			ug/L	*10.0*		*98.2*	*80-120*			

E.S.BABCOCK&Sons,Inc.
Environmental Laboratories est 1906

Client Name: Tetra Tech, Inc. - San Bernardino
Contact: Mark Feldman
Address: 301 E. Vanderbilt Way Suite 450
San Bernardino, CA 92408

Report Date: 08-Feb-2011

Project Name: Tetra-Tech Lockheed
Project Number: [none]

Work Order Number: A1A1282

Received on Ice (Y/N): Yes Temp: 3 °C

Semivolatile Organic Compounds by EPA 8270C SIM - Batch Quality Control

Analyte(s)	Result	RDL	MDL	Units	Spike Level	Source Result	%REC	%REC Limits	RPD	RPD Limit	Flag
Batch 1A18016 - EPA 3520C											
Blank (1A18016-BLK1)					Prepared: 01/18/11 Analyzed: 01/22/11						
1,4-Dioxane	ND	0.20	0.10	ug/L							
LCS (1A18016-BS1)					Prepared: 01/18/11 Analyzed: 01/22/11						
1,4-Dioxane	1.03	0.20	0.10	ug/L	1.00		103	85-115			
LCS Dup (1A18016-BSD1)					Prepared: 01/18/11 Analyzed: 01/22/11						
1,4-Dioxane	1.02	0.20	0.10	ug/L	1.00		102	85-115	0.976	20	
Matrix Spike (1A18016-MS1)			**Source: A1A1282-02**		Prepared: 01/18/11 Analyzed: 01/22/11						
1,4-Dioxane	4.09	0.20	0.10	ug/L	1.00	3.01	108	85-115			
Matrix Spike Dup (1A18016-MSD1)			**Source: A1A1282-02**		Prepared: 01/18/11 Analyzed: 01/22/11						
1,4-Dioxane	4.21	0.20	0.10	ug/L	1.00	3.01	120	85-115	2.89	20	QMSD

Client Name: Tetra Tech, Inc. - San Bernardino
Contact: Mark Feldman
Address: 301 E. Vanderbilt Way Suite 450
San Bernardino, CA 92408

Report Date: 08-Feb-2011

Project Name: Tetra-Tech Lockheed
Project Number: [none]

Work Order Number: A1A1282

Received on Ice (Y/N): Yes Temp: 3 °C

Notes and Definitions

J	Estimated value
N_HTc	Original sample was run within holding time. Sample was reanalyzed and confirmed the original results. Reanalysis was performed outside EPA recommended holding time due to QC failure in the original batch.
N-TOCd	Sample filtered and preserved at laboratory after 15 minute regulatory holding time.
PblkJ	The analyte was detected in the Method Blank at a concentration between the MDL and the MRL.
Q_NAe	QC result not available due to lab error.
QBLK	The method blank did not meet laboratory acceptance criteria.
QFpas	Follow-up result within laboratory acceptance criteria.
QM-3x	Due to analyte concentration greater than or equal to 3 times the spike concentration, recoveries for the metal MS and/or MSD did not meet laboratory acceptance criteria.
QMout	MS and/or MSD recovery did not meet laboratory acceptance criteria.
QMSD	The MS recovery and MS/MSD RPD met laboratory acceptance criteria. MSD recovery was not within range. MSD performed to assess precision data only.
QRPDl	Analyte concentration was below range for valid RPD determination.
ND:	Analyte NOT DETECTED at or above the Method Detection Limit **(if MDL is reported)**, otherwise at or above the Reportable Detection Limit (RDL)
NR:	Not Reported
RDL:	Reportable Detection Limit
MDL:	Method Detection Limit

* / (Non-NELAP): NELAP does not offer accreditation for this analyte/method/matrix combination

E.S.BABCOCK&Sons,Inc.
Environmental Laboratories est 1906

Client Name: Tetra Tech, Inc. - San Bernardino
Contact: Mark Feldman
Address: 301 E. Vanderbilt Way Suite 450
San Bernardino, CA 92408

Report Date: 08-Feb-2011

Project Name: Tetra-Tech Lockheed
Project Number: [none]

Work Order Number: A1A1282

Received on Ice (Y/N): Yes Temp: 3 °C

Approval

Enclosed are the analytical results for the submitted sample(s). Babcock Laboratories certify the data presented as part of this report meet the minimum quality standards in the referenced analytical methods. Any exceptions have been noted. Babcock Laboratories and its officers and employees assume no responsibility and make no warranty, express or implied, for uses or interpretations made by any recipients, intended or unintended, of this report.

Lorenzo Rodriguez

Lorenzo (Z) Rodriguez

Project Manager

cc:

ESB_ mdl_PDF

E.S.BABCOCK&Sons,Inc.
Environmental Laboratories est 1906

Client Name: Tetra Tech, Inc. - San Bernardino
Contact: Mark Feldman
Address: 301 E. Vanderbilt Way Suite 450
San Bernardino, CA 92408

Report Date: 08-Feb-2011

Project Name: Tetra-Tech Lockheed
Project Number: [none]

Work Order Number: A1A1282

Received on Ice (Y/N): Yes Temp: 3 °C

microseeps
from insight comes solutions

Client Name: ES Babcock and Sons, Inc
Contact: Lorenzo Rodriguez
Address: 6100 Quail Valley
PO Box 432
Riverside, CA 92502-0432

Page: Page 1 of 12
Lab Proj #: P1101160
Report Date: 01/28/11
Client Proj Name: A1A1282
Client Proj #: A1A1282

Laboratory Results

Total pages in data package: 15

Lab Sample #	Client Sample ID
P1101160-01	F33-TW3
P1101160-02	F33-TW3 MS
P1101160-03	F33-TW3 MSD
P1101160-04	F33-TW3-DUP
P1101160-05	MW-70

Microseeps test results meet all the requirements of the NELAC standards or provide reasons and/or justification if they do not.

Approved By: Heather Hauser (DH) ***Date:*** 1-31-11

Project Manager: Heather Hauser

The analytical results reported here are reliable and usable to the precision expressed in this report. As required by some regulating authorities, a full discussion of the uncertainty in our analytical results can be obtained at our web site or through customer service. Unless otherwise specified, all results are reported on a wet weight basis.

As a valued client we would appreciate your comments on our service.
Please call customer service at (412)826-5245 or email customerservice@microseeps.com.

220 William Pitt Way • Pittsburgh, PA 15238 • Tel 412-826-5245 • Fax 412-826-3433
website www.microseeps.com email info@microseeps.com

Client Name: Tetra Tech, Inc. - San Bernardino
Contact: Mark Feldman
Address: 301 E. Vanderbilt Way Suite 450
San Bernardino, CA 92408

Report Date: 08-Feb-2011

Project Name: Tetra-Tech Lockheed
Project Number: [none]

Work Order Number: A1A1282

Received on Ice (Y/N): Yes Temp: 3 °C

Client Name: ES Babcock and Sons, Inc
Contact: Lorenzo Rodriguez
Address: 6100 Quail Valley
PO Box 432
Riverside, CA 92502-0432

Page: Page 2 of 12
Lab Proj #: P1101160
Report Date: 01/28/11
Client Proj Name: A1A1282
Client Proj #: A1A1282

Case Narrative: Lactic acid was detected in the blank at a concentration above the reporting limits. The percent recovery for the MS/MSD analyses for lactic acid was outside of control limits. The LCS analysis was acceptable.

PA02-00538

Data Qualifiers: J - estimated value, U - Non detect, R - Poor surrogate recovery, M - Recovery/RPD poor for MS/MSD, SAMP/DUP, B - detected in blank, S - field sample as received did not meet NELAC sample acceptance criteria, L - Subcontracted Lab used, N - NELAC certified analysis

MICROSEEPS

Client Name: Tetra Tech, Inc. - San Bernardino
Contact: Mark Feldman
Address: 301 E. Vanderbilt Way Suite 450
San Bernardino, CA 92408

Report Date: 08-Feb-2011

Project Name: Tetra-Tech Lockheed
Project Number: [none]

Work Order Number: A1A1282

Received on Ice (Y/N): Yes Temp: 3 °C

Client Name: ES Babcock and Sons, Inc
Contact: Lorenzo Rodriguez
Address: 6100 Quail Valley
PO Box 432
Riverside, CA 92502-0432

Lab Proj #: P1101160
Report Date: 01/28/11
Client Proj Name: A1A1282
Client Proj #: A1A1282

Sample Description	Matrix	Lab Sample #	Sampled Date/Time	Received
F33-TW3	Water	P1101160-01	13 Jan. 11 9:05	18 Jan. 11 11:09

Analyte(s)	Flag	Result	PQL	Units	Method #	Analysis Date	By
RiskAnalysis							
N Ethane	U	< 0.10	0.1	ug/L	RSK-175	1/27/11	gt
N Ethene	U	< 0.10	0.1	ug/L	RSK-175	1/27/11	gt
N Hydrogen		5.600	0.600	nM	AM20GAX	1/21/11	gt
N Methane		8.50	0.1	ug/L	RSK-175	1/27/11	gt
SemiVolatiles							
N Acetic Acid		0.085	0.070	mg/L	AM23G	1/20/11	kb
N Butyric Acid	U	< 0.050	0.050	mg/L	AM23G	1/20/11	kb
N Hexanoic Acid	U	< 0.050	0.050	mg/L	AM23G	1/20/11	kb
N i-Hexanoic Acid	U	< 0.050	0.050	mg/L	AM23G	1/20/11	kb
N i-Pentanoic Acid	U	< 0.150	0.150	mg/L	AM23G	1/20/11	kb
N Lactic Acid	UBM	< 0.100	0.100	mg/L	AM23G	1/20/11	kb
N Pentanoic Acid	U	< 0.070	0.070	mg/L	AM23G	1/20/11	kb
N Propionic Acid	U	< 0.050	0.050	mg/L	AM23G	1/20/11	kb
N Pyruvic Acid	U	< 0.150	0.150	mg/L	AM23G	1/20/11	kb

PA02-00538

Data Qualifiers: J - estimated value, U - Non detect, R - Poor surrogate recovery, M - Recovery/RPD poor for MS/MSD, SAMP/DUP, B - detected in blank, S - field sample as received did not meet NELAC sample acceptance criteria, L - Subcontracted Lab used, N - NELAC certified analysis

MICROSEEPS

Client Name: Tetra Tech, Inc. - San Bernardino
Contact: Mark Feldman
Address: 301 E. Vanderbilt Way Suite 450
San Bernardino, CA 92408

Report Date: 08-Feb-2011

Project Name: Tetra-Tech Lockheed
Project Number: [none]

Work Order Number: A1A1282

Received on Ice (Y/N): Yes Temp: 3 °C

Client Name: ES Babcock and Sons, Inc
Contact: Lorenzo Rodriguez
Address: 6100 Quail Valley
PO Box 432
Riverside, CA 92502-0432

Lab Proj #: P1101160
Report Date: 01/28/11
Client Proj Name: A1A1282
Client Proj #: A1A1282

Sample Description	Matrix	Lab Sample #	Sampled Date/Time	Received
F33-TW3 MS	Water	P1101160-02	13 Jan. 11 9:05	18 Jan. 11 11:09

Analyte(s)	Flag	Result	PQL	Units	Method #	Analysis Date	By
RiskAnalysis							
N Ethane		87.00	0.1	ug/L	RSK-175	1/27/11	gt
N Ethene		80.00	0.1	ug/L	RSK-175	1/27/11	gt
N Methane		58.00	0.1	ug/L	RSK-175	1/27/11	gt
SemiVolatiles							
N Acetic Acid		2.100	0.070	mg/L	AM23G	1/20/11	kb
N Butyric Acid		1.900	0.050	mg/L	AM23G	1/20/11	kb
N Hexanoic Acid		1.900	0.050	mg/L	AM23G	1/20/11	kb
N i-Hexanoic Acid		1.900	0.050	mg/L	AM23G	1/20/11	kb
N i-Pentanoic Acid		1.800	0.150	mg/L	AM23G	1/20/11	kb
N Lactic Acid	BM	2.700	0.100	mg/L	AM23G	1/20/11	kb
N Pentanoic Acid		1.900	0.070	mg/L	AM23G	1/20/11	kb
N Propionic Acid		2.000	0.050	mg/L	AM23G	1/20/11	kb
N Pyruvic Acid		1.900	0.150	mg/L	AM23G	1/20/11	kb

PA02-00538

Data Qualifiers: J - estimated value, U - Non detect, R - Poor surrogate recovery, M - Recovery/RPD poor for MS/MSD, SAMP/DUP, B - detected in blank, S - field sample as received did not meet NELAC sample acceptance criteria, L - Subcontracted Lab used, N - NELAC certified analysis

MICROSEEPS

Client Name: Tetra Tech, Inc. - San Bernardino
Contact: Mark Feldman
Address: 301 E. Vanderbilt Way Suite 450
San Bernardino, CA 92408

Report Date: 08-Feb-2011

Analytical Report: Page 33 of 44
Project Name: Tetra-Tech Lockheed
Project Number: [none]

Work Order Number: A1A1282

Received on Ice (Y/N): Yes Temp: 3 °C

Client Name: ES Babcock and Sons, Inc
Contact: Lorenzo Rodriguez
Address: 6100 Quail Valley
PO Box 432
Riverside, CA 92502-0432

Page: Page 5 of 12
Lab Proj #: P1101160
Report Date: 01/28/11
Client Proj Name: A1A1282
Client Proj #: A1A1282

Sample Description	Matrix	Lab Sample #	Sampled Date/Time	Received
F33-TW3 MSD	Water	P1101160-03	13 Jan. 11 9:05	18 Jan. 11 11:09

Analyte(s)	Flag	Result	PQL	Units	Method #	Analysis Date	By
RiskAnalysis							
N Ethane		88.00	0.1	ug/L	RSK-175	1/27/11	gt
N Ethene		82.00	0.1	ug/L	RSK-175	1/27/11	gt
N Methane		61.00	0.1	ug/L	RSK-175	1/27/11	gt
SemiVolatiles							
N Acetic Acid		2.200	0.070	mg/L	AM23G	1/20/11	kb
N Butyric Acid		1.900	0.050	mg/L	AM23G	1/20/11	kb
N Hexanoic Acid		2.100	0.050	mg/L	AM23G	1/20/11	kb
N i-Hexanoic Acid		2.000	0.050	mg/L	AM23G	1/20/11	kb
N i-Pentanoic Acid		1.700	0.150	mg/L	AM23G	1/20/11	kb
N Lactic Acid	BM	2.800	0.100	mg/L	AM23G	1/20/11	kb
N Pentanoic Acid		2.000	0.070	mg/L	AM23G	1/20/11	kb
N Propionic Acid		2.100	0.050	mg/L	AM23G	1/20/11	kb
N Pyruvic Acid		1.900	0.150	mg/L	AM23G	1/20/11	kb

PA02-00538

Data Qualifiers: J - estimated value, U - Non detect, R - Poor surrogate recovery, M - Recovery/RPD poor for MS/MSD, SAMP/DUP, B - detected in blank, S - field sample as received did not meet NELAC sample acceptance criteria, L - Subcontracted Lab used, N - NELAC certified analysis

MICROSEEPS

Client Name: Tetra Tech, Inc. - San Bernardino
Contact: Mark Feldman
Address: 301 E. Vanderbilt Way Suite 450
San Bernardino, CA 92408

Report Date: 08-Feb-2011

Analytical Report: Page 34 of 44
Project Name: Tetra-Tech Lockheed
Project Number: [none]

Work Order Number: A1A1282

Received on Ice (Y/N): Yes Temp: 3 °C

Client Name: ES Babcock and Sons, Inc
Contact: Lorenzo Rodriguez
Address: 6100 Quail Valley
PO Box 432
Riverside, CA 92502-0432

Page: Page 6 of 12
Lab Proj #: P1101160
Report Date: 01/28/11
Client Proj Name: A1A1282
Client Proj #: A1A1282

Sample Description	Matrix	Lab Sample #	Sampled Date/Time	Received
F33-TW3-DUP	Water	P1101160-04	13 Jan. 11 9:15	18 Jan. 11 11:09

Analyte(s)	Flag	Result	PQL	Units	Method #	Analysis Date	By
RiskAnalysis							
N Ethane	U	< 0.10	0.10	ug/L	RSK-175	1/25/11	gt
N Ethene	U	< 0.10	0.10	ug/L	RSK-175	1/25/11	gt
N Methane		9.40	0.10	ug/L	RSK-175	1/25/11	gt
SemiVolatiles							
N Acetic Acid		0.080	0.070	mg/L	AM23G	1/20/11	kb
N Butyric Acid	U	< 0.050	0.050	mg/L	AM23G	1/20/11	kb
N Hexanoic Acid	U	< 0.050	0.050	mg/L	AM23G	1/20/11	kb
N i-Hexanoic Acid	U	< 0.050	0.050	mg/L	AM23G	1/20/11	kb
N i-Pentanoic Acid	U	< 0.150	0.150	mg/L	AM23G	1/20/11	kb
N Lactic Acid	UBM	< 0.100	0.100	mg/L	AM23G	1/20/11	kb
N Pentanoic Acid	U	< 0.070	0.070	mg/L	AM23G	1/20/11	kb
N Propionic Acid	U	< 0.050	0.050	mg/L	AM23G	1/20/11	kb
N Pyruvic Acid	U	< 0.150	0.150	mg/L	AM23G	1/20/11	kb

PA02-00538

Data Qualifiers: J - estimated value, U - Non detect, R - Poor surrogate recovery, M - Recovery/RPD poor for MS/MSD, SAMP/DUP, B - detected in blank, S - field sample as received did not meet NELAC sample acceptance criteria, L - Subcontracted Lab used, N - NELAC certified analysis

MICROSEEPS

Client Name: Tetra Tech, Inc. - San Bernardino
Contact: Mark Feldman
Address: 301 E. Vanderbilt Way Suite 450
San Bernardino, CA 92408

Report Date: 08-Feb-2011

Analytical Report: Page 35 of 44
Project Name: Tetra-Tech Lockheed
Project Number: [none]

Work Order Number: A1A1282

Received on Ice (Y/N): Yes Temp: 3 °C

Client Name: ES Babcock and Sons, Inc
Contact: Lorenzo Rodriguez
Address: 6100 Quail Valley
PO Box 432
Riverside, CA 92502-0432

Page: Page 7 of 12
Lab Proj #: P1101160
Report Date: 01/28/11
Client Proj Name: A1A1282
Client Proj #: A1A1282

Sample Description	Matrix	Lab Sample #	Sampled Date/Time	Received
MW-70	Water	P1101160-05	13 Jan. 11 11:27	18 Jan. 11 11:09

Analyte(s)	Flag	Result	PQL	Units	Method #	Analysis Date	By
RiskAnalysis							
N Ethane	U	< 0.10	0.10	ug/L	RSK-175	1/25/11	gt
N Ethene	U	< 0.10	0.10	ug/L	RSK-175	1/25/11	gt
N Hydrogen		7.200	0.600	nM	AM20GAX	1/21/11	gt
N Methane		0.12	0.10	ug/L	RSK-175	1/25/11	gt
SemiVolatiles							
N Acetic Acid		0.160	0.070	mg/L	AM23G	1/20/11	kb
N Butyric Acid	U	< 0.050	0.050	mg/L	AM23G	1/20/11	kb
N Hexanoic Acid	U	< 0.050	0.050	mg/L	AM23G	1/20/11	kb
N i-Hexanoic Acid	U	< 0.050	0.050	mg/L	AM23G	1/20/11	kb
N i-Pentanoic Acid	U	< 0.150	0.150	mg/L	AM23G	1/20/11	kb
N Lactic Acid	UBM	< 0.100	0.100	mg/L	AM23G	1/20/11	kb
N Pentanoic Acid	U	< 0.070	0.070	mg/L	AM23G	1/20/11	kb
N Propionic Acid	U	< 0.050	0.050	mg/L	AM23G	1/20/11	kb
N Pyruvic Acid	U	< 0.150	0.150	mg/L	AM23G	1/20/11	kb

PA02-00538

Data Qualifiers: J - estimated value, U - Non detect, R - Poor surrogate recovery, M - Recovery/RPD poor for MS/MSD, SAMP/DUP, B - detected in blank, S - field sample as received did not meet NELAC sample acceptance criteria, L - Subcontracted Lab used, N - NELAC certified analysis

MICROSEEPS

Client Name: Tetra Tech, Inc. - San Bernardino
Contact: Mark Feldman
Address: 301 E. Vanderbilt Way Suite 450
San Bernardino, CA 92408

Report Date: 08-Feb-2011

Project Name: Tetra-Tech Lockheed
Project Number: [none]

Work Order Number: A1A1282

Received on Ice (Y/N): Yes Temp: 3 °C

Client Name: ES Babcock and Sons, Inc
Contact: Lorenzo Rodriguez
Address: 6100 Quail Valley
PO Box 432
Riverside, CA 92502-0432

Lab Proj #: P1101160
Report Date: 01/28/11
Client Proj Name: A1A1282
Client Proj #: A1A1282

Prep Method: Volatile Fatty Acids by Ion Chromatography
Analysis Method: Volatile Fatty Acids by Ion Chromatography

M110119023-MB

	Result		TrueSpikeConc.	RDL	%Recovery	Ctl Limits
Acetic Acid	< 0.070	mg/L		0.070		- NA
Propionic Acid	< 0.050	mg/L		0.050		- NA
Butyric Acid	< 0.050	mg/L		0.050		- NA
Lactic Acid	0.130	mg/L		0.100		- NA
Pyruvic Acid	< 0.150	mg/L		0.150		- NA
i-Pentanoic Acid	< 0.150	mg/L		0.150		- NA
Pentanoic Acid	< 0.070	mg/L		0.070		- NA
i-Hexanoic Acid	< 0.050	mg/L		0.050		- NA
Hexanoic Acid	< 0.050	mg/L		0.050		- NA

M110119023-LCS

	Result		TrueSpikeConc.	%Recovery	Ctl Limits
Acetic Acid	1.900	mg/L	2.00	95.00	70 - 130
Propionic Acid	1.900	mg/L	2.00	95.00	70 - 130
Butyric Acid	1.800	mg/L	2.00	90.00	70 - 130
Lactic Acid	2.000	mg/L	2.00	100.00	70 - 130
Pyruvic Acid	1.900	mg/L	2.00	95.00	70 - 130
i-Pentanoic Acid	1.800	mg/L	2.00	90.00	70 - 130
Pentanoic Acid	1.900	mg/L	2.00	95.00	70 - 130
i-Hexanoic Acid	1.800	mg/L	2.00	90.00	70 - 130
Hexanoic Acid	1.700	mg/L	2.00	85.00	70 - 130

P1101160-01A-MS

	Result		TrueSpikeConc.	%Recovery	Ctl Limits
Acetic Acid	2.100	mg/L	2.00	101.00	70 - 130
Propionic Acid	2.000	mg/L	2.00	100.00	70 - 130
Butyric Acid	1.900	mg/L	2.00	95.00	70 - 130
Lactic Acid	2.700	mg/L	2.00	135.00	70 - 130
Pyruvic Acid	1.900	mg/L	2.00	95.00	70 - 130
i-Pentanoic Acid	1.800	mg/L	2.00	90.00	70 - 130
Pentanoic Acid	1.900	mg/L	2.00	95.00	70 - 130

PA02-00538

Data Qualifiers: J - estimated value, U - Non detect, R - Poor surrogate recovery, M - Recovery/RPD poor for MS/MSD, SAMP/DUP, B - detected in blank, S - field sample as received did not meet NELAC sample acceptance criteria, L - Subcontracted Lab used, N - NELAC certified analysis

MICROSEEPS

Client Name: Tetra Tech, Inc. - San Bernardino
Contact: Mark Feldman
Address: 301 E. Vanderbilt Way Suite 450
San Bernardino, CA 92408

Report Date: 08-Feb-2011

Project Name: Tetra-Tech Lockheed
Project Number: [none]

Work Order Number: A1A1282

Received on Ice (Y/N): Yes Temp: 3 °C

Client Name: ES Babcock and Sons, Inc
Contact: Lorenzo Rodriguez
Address: 6100 Quail Valley
PO Box 432
Riverside, CA 92502-0432

Lab Proj #: P1101160
Report Date: 01/28/11
Client Proj Name: A1A1282
Client Proj #: A1A1282

P1101160-01A-MS

	Result		TrueSpikeConc.	%Recovery	Ctl Limits
i-Hexanoic Acid	1.900	mg/L	2.00	95.00	70 - 130
Hexanoic Acid	1.900	mg/L	2.00	95.00	70 - 130

P1101160-01A-MSD

	Result		TrueSpikeConc.	%Recovery	Ctl Limits	RPD	RPD Ctl Limits
Acetic Acid	2.200	mg/L	2.00	106.00	70 - 130	4.65	0 - 30
Propionic Acid	2.100	mg/L	2.00	105.00	70 - 130	4.88	0 - 30
Butyric Acid	1.900	mg/L	2.00	95.00	70 - 130	0.00	0 - 30
Lactic Acid	2.800	mg/L	2.00	140.00	70 - 130	3.64	0 - 30
Pyruvic Acid	1.900	mg/L	2.00	95.00	70 - 130	0.00	0 - 30
i-Pentanoic Acid	1.700	mg/L	2.00	85.00	70 - 130	5.71	0 - 30
Pentanoic Acid	2.000	mg/L	2.00	100.00	70 - 130	5.13	0 - 30
i-Hexanoic Acid	2.000	mg/L	2.00	100.00	70 - 130	5.13	0 - 30
Hexanoic Acid	2.100	mg/L	2.00	105.00	70 - 130	10.00	0 - 30

Outlined Results indicate results outside of Control limits

PA02-00538

Data Qualifiers: J - estimated value, U - Non detect, R - Poor surrogate recovery, M - Recovery/RPD poor for MS/MSD, SAMP/DUP, B - detected in blank, S - field sample as received did not meet NELAC sample acceptance criteria, L - Subcontracted Lab used, N - NELAC certified analysis

MICROSEEPS

Client Name: Tetra Tech, Inc. - San Bernardino
Contact: Mark Feldman
Address: 301 E. Vanderbilt Way Suite 450
San Bernardino, CA 92408

Report Date: 08-Feb-2011

Project Name: Tetra-Tech Lockheed
Project Number: [none]

Work Order Number: A1A1282

Received on Ice (Y/N): Yes Temp: 3 °C

Client Name: ES Babcock and Sons, Inc
Contact: Lorenzo Rodriguez
Address: 6100 Quail Valley
PO Box 432
Riverside, CA 92502-0432

Lab Proj #: P1101160
Report Date: 01/28/11
Client Proj Name: A1A1282
Client Proj #: A1A1282

Prep Method: Hydrogen by Bubble Strip
Analysis Method: Hydrogen by Bubble Strip

M110121024-MB

	Result		TrueSpikeConc.	RDL	%Recovery	Ctl Limits
Hydrogen	< 0.600	nM		0.600		- NA

M110121024-LCS

	Result		TrueSpikeConc.	%Recovery	Ctl Limits
Hydrogen	49.000	nM	48.91	100.00	80 - 120

M110121024-LCSD

	Result		TrueSpikeConc.	%Recovery	Ctl Limits	RPD	RPD Ctl Limits
Hydrogen	49.000	nM	48.91	100.00	80 - 120	0.00	0 - 20

Outlined Results indicate results outside of Control limits

PA02-00538

Data Qualifiers: J - estimated value, U - Non detect, R - Poor surrogate recovery, M - Recovery/RPD poor for MS/MSD, SAMP/DUP, B - detected in blank, S - field sample as received did not meet NELAC sample acceptance criteria, L - Subcontracted Lab used, N - NELAC certified analysis

MICROSEEPS

Client Name: Tetra Tech, Inc. - San Bernardino
Contact: Mark Feldman
Address: 301 E. Vanderbilt Way Suite 450
San Bernardino, CA 92408

Report Date: 08-Feb-2011

Project Name: Tetra-Tech Lockheed
Project Number: [none]

Work Order Number: A1A1282

Received on Ice (Y/N): Yes Temp: 3 °C

Client Name: ES Babcock and Sons, Inc
Contact: Lorenzo Rodriguez
Address: 6100 Quail Valley
PO Box 432
Riverside, CA 92502-0432

Lab Proj #: P1101160
Report Date: 01/28/11
Client Proj Name: A1A1282
Client Proj #: A1A1282

Prep Method: Light Hydrocarbons (C1-C4) in Water
Analysis Method: Light Hydrocarbons (C1-C4) in Water

M110126007-MB

	Result		TrueSpikeConc.	RDL	%Recovery	Ctl Limits
Methane	0.08	ug/L		0.10		- NA
Ethane	< 0.10	ug/L		0.10		- NA
Ethene	< 0.10	ug/L		0.10		- NA

M110126007-LCS

	Result		TrueSpikeConc.	%Recovery	Ctl Limits
Methane	47.00	ug/L	48.40	97.00	85 - 115
Ethane	86.00	ug/L	90.00	96.00	85 - 115
Ethene	79.00	ug/L	81.60	97.00	85 - 115

M110126007-LCSD

	Result		TrueSpikeConc.	%Recovery	Ctl Limits	RPD	RPD Ctl Limits
Methane	47.00	ug/L	48.40	97.00	85 - 115	0.00	0 - 20
Ethane	88.00	ug/L	90.00	98.00	85 - 115	2.30	0 - 20
Ethene	82.00	ug/L	81.60	100.00	85 - 115	3.73	0 - 20

P1101112-02A-DUP

	Result		TrueSpikeConc.	%Recovery	Ctl Limits	RPD	RPD Ctl Limits
Methane	23.00	ug/L			- NA	0.00	0 - 20
Ethane	12.00	ug/L			- NA	8.70	0 - 20
Ethene	14.00	ug/L			- NA	0.00	0 - 20

Outlined Results indicate results outside of Control limits

PA02-00538

Data Qualifiers: J - estimated value, U - Non detect, R - Poor surrogate recovery, M - Recovery/RPD poor for MS/MSD, SAMP/DUP, B - detected in blank, S - field sample as received did not meet NELAC sample acceptance criteria, L - Subcontracted Lab used, N - NELAC certified analysis

MICROSEEPS

Client Name: Tetra Tech, Inc. - San Bernardino
Contact: Mark Feldman
Address: 301 E. Vanderbilt Way Suite 450
San Bernardino, CA 92408

Report Date: 08-Feb-2011

Analytical Report: Page 40 of 44
Project Name: Tetra-Tech Lockheed
Project Number: [none]

Work Order Number: A1A1282

Received on Ice (Y/N): Yes Temp: 3 °C

Client Name: ES Babcock and Sons, Inc
Contact: Lorenzo Rodriguez
Address: 6100 Quail Valley
PO Box 432
Riverside, CA 92502-0432

Page: Page 12 of 12
Lab Proj #: P1101160
Report Date: 01/28/11
Client Proj Name: A1A1282
Client Proj #: A1A1282

Prep Method: Light Hydrocarbons (C1-C4) in Water
Analysis Method: Light Hydrocarbons (C1-C4) in Water

M110128015-MB

	Result		TrueSpikeConc.	RDL	%Recovery	Ctl Limits
Methane	< 0.10	ug/L		0.1		- NA
Ethane	< 0.10	ug/L		0.1		- NA
Ethene	< 0.10	ug/L		0.1		- NA

M110128015-LCS

	Result		TrueSpikeConc.	%Recovery	Ctl Limits
Methane	43.00	ug/L	48.40	89.00	85 - 115
Ethane	79.00	ug/L	90.00	88.00	85 - 115
Ethene	73.00	ug/L	81.60	89.00	85 - 115

M110128015-LCSD

	Result		TrueSpikeConc.	%Recovery	Ctl Limits	RPD	RPD Ctl Limits
Methane	43.00	ug/L	48.40	89.00	85 - 115	0.00	0 - 20
Ethane	79.00	ug/L	90.00	88.00	85 - 115	0.00	0 - 20
Ethene	72.00	ug/L	81.60	88.00	85 - 115	1.38	0 - 20

P1101214-02A-DUP

	Result		TrueSpikeConc.	%Recovery	Ctl Limits	RPD	RPD Ctl Limits
Methane	8.80	ug/L			- NA	3.47	0 - 20
Ethane	2.50	ug/L			- NA	4.08	0 - 20
Ethene	0.45	ug/L			- NA	6.90	0 - 20

P1101160-01A-MS

	Result		TrueSpikeConc.	%Recovery	Ctl Limits
Methane	58.00	ug/L	48.40	102.00	70 - 130
Ethane	87.00	ug/L	90.00	97.00	70 - 130
Ethene	80.00	ug/L	81.60	98.00	70 - 130

P1101160-01A-MSD

	Result		TrueSpikeConc.	%Recovery	Ctl Limits	RPD	RPD Ctl Limits
Methane	61.00	ug/L	48.40	108.00	70 - 130	5.04	0 - 20
Ethane	88.00	ug/L	90.00	98.00	70 - 130	1.14	0 - 20
Ethene	82.00	ug/L	81.60	100.00	70 - 130	2.47	0 - 20

Outlined Results indicate results outside of Control limits

PA02-00538

Data Qualifiers: J - estimated value, U - Non detect, R - Poor surrogate recovery, M - Recovery/RPD poor for MS/MSD, SAMP/DUP, B - detected in blank, S - field sample as received did not meet NELAC sample acceptance criteria, L - Subcontracted Lab used, N - NELAC certified analysis

MICROSEEPS

E.S.BABCOCK&Sons,Inc.
Environmental Laboratories est 1906

Client Name: Tetra Tech, Inc. - San Bernardino
Contact: Mark Feldman
Address: 301 E. Vanderbilt Way Suite 450
San Bernardino, CA 92408

Project Name: Tetra-Tech Lockheed
Project Number: [none]

Work Order Number: A1A1282

Report Date: 08-Feb-2011
Received on Ice (Y/N): Yes Temp: 3 °C

P11011160

SUBCONTRACT ORDER Printed: 1/14/2011 12:22
E.S. Babcock & Sons, Inc.
A1A1282 12 578 1X9 01 4932 1326

SENDING LABORATORY:	RECEIVING LABORATORY:
E.S. Babcock & Sons, Inc.	Microseeps - Subcontract
P. O. Box 432	220 William Pitt Way
Riverside, CA 92502-0432	Pittsburgh, PA 15238
Phone: (951) 653-3351	Phone :(800) 659-2887
Fax: (951) 653-1662	Fax: -
Project Manager: Lorenzo (Z) Rodriguez	

Need QC, J-Flag, Special EDD. LJC to email RUSH results and final PDF. All soilds report Dry Wt. Basis. All invoices for REVIEW prior to mailing. MONTHLY BILLING Email individual invoices to tessbo.ap@tetratech.com Login in-house & subcotract on same WO#

Analysis	Due	Expires Regulatory Days Past Date Sampled	Laboratory ID	Comments
Sample ID: A1A1282-02	**Liquid**	**Sampled:01/13/11 09:05**	**F##-TW3**	***Proj.No.:*[none]**
Subout_02	01/28/11 17:00	01/23/11 09:05	Must Use As QC Source / J-flags AM23G - Volatile Fatty Acid	
Subout_01	01/28/11 17:00	01/23/11 09:05	Must Use As QC Source / J-flags RSK175 - Methane, Ethane, Ethene	
Subout	01/28/11 17:00	01/23/11 09:05	Must Use As QC Source / J-flags AM20GAX - Hydrogen	
Containers Supplied:				
Other- Unpres. (AB)	Voa Vial -Unpres (AC)	Voa Vial -Unpres (AD)	Voa Vial -Unpres (AE)	Voa Vial -Unpres (AF)
Voa Vial -Unpres (AG)	Voa Vial -Unpres (AH)	Voa Vial -Unpres (AI)	Voa Vial -Unpres (AJ)	Voa Vial -Unpres (AK)
Voa Vial -Unpres (AL)	Voa Vial -Unpres (AM)	Voa Vial -Unpres (AN)		
Sample ID: A1A1282-04	**Liquid**	**Sampled:01/13/11 09:15**	**F33-TW3-DUP**	***Proj.No.:*[none]**
Subout_02	01/28/11 17:00	01/23/11 09:15	J-flags AM23G - Volatile Fatty Acid	
Subout_01	01/28/11 17:00	01/23/11 09:15	J-flags RSK175 - Methane, Ethane, Ethene	
Containers Supplied:				
Voa Vial -Unpres (J)	Voa Vial -Unpres (K)	Voa Vial -Unpres (L)	Voa Vial -Unpres (M)	
Sample ID: A1A1282-06	**Liquid**	**Sampled:01/13/11 11:27**	**MW-70**	***Proj.No.:*[none]**
Subout_02	01/28/11 17:00	01/23/11 11:27	J-flags AM23G - Volatile Fatty Acid	
Subout_01	01/28/11 17:00	01/23/11 11:27	J-flags RSK175 - Methane, Ethane, Ethene	
Subout	01/28/11 17:00	01/23/11 11:27	J-flags AM20GAX - Hydrogen	
Containers Supplied:				
Voa Vial -Unpres (J)	Voa Vial -Unpres (K)	Voa Vial -Unpres (L)	Voa Vial -Unpres (M)	Other- Unpres. (N)

All Containers Intact: Yes No Samples Preserved Properly: Yes No

Samples Received at 4 oC Sample Lables / COC Agree: Yes No Custody Seals Present: Yes No

Please forward all acknowledgements of sample receipt, final reports and invoices to data@babcocklabs.com
NO HARDCOPIES PLEASE.

Released By 1-17-2011 Received By 1/18/11
Date Date

Released By Date Received By Date

Page 1 of 1

Client Name: Tetra Tech, Inc. - San Bernardino
Contact: Mark Feldman
Address: 301 E. Vanderbilt Way Suite 450
San Bernardino, CA 92408

Report Date: 08-Feb-2011

Project Name: Tetra-Tech Lockheed
Project Number: [none]

Work Order Number: A1A1282

Received on Ice (Y/N): Yes Temp: 3 °C

Debbie Hallo

From: Lorenzo Rodriguez [lrodriguez@babcocklabs.com]
Sent: Tuesday, January 18, 2011 5:30 PM
To: Debbie Hallo
Subject: RE: ESB - EDDs for A1A0860 and A1A0672

It should be F33-TW3.

Thank you,

Lorenzo-

From: Debbie Hallo [mailto:dhallo@microseeps.com]
Sent: Tuesday, January 18, 2011 1:59 PM
To: Lorenzo Rodriguez
Subject: RE: ESB - EDDs for A1A0860 and A1A0672

Hi Lorenzo
I will have your EDDs in the morning.

Take a look at the attached coc. Is your sample ID, F##-TW3 a typo? Should it be F33-TW3?

Debbie Hallo
Microseeps, Inc
220 William Pitt Way
Pittsburgh, PA 15238
Phone 412 826 5245
Fax 412 826 3433
www. microseeps.com

CHECK OUT OUR ON-LINE BOTTLE ORDER FORM AT WWW.MICROSEEPS.COM

From: Lorenzo Rodriguez [mailto:lrodriguez@babcocklabs.com]
Sent: Tuesday, January 18, 2011 2:35 PM
To: Debbie Hallo
Subject: ESB - EDDs for A1A0860 and A1A0672

Hello,

Have we received the EDDs for A1A0860 and A1A0672?

Regards,

Lorenzo Rodriguez | Project Manager
E.S.BABCOCK&Sons, Inc. | Environmental Laboratories *since 1906*
P 951 653 3351 x252 F 951 653 1662
www.babcocklabs.com
Unparalleled Environmental Laboratory Services

Did E.S. Babcock & Sons meet your expectations? Please visit us at Project Feedback and rate the service you received.

1

Client Name: Tetra Tech, Inc. - San Bernardino
Contact: Mark Feldman
Address: 301 E. Vanderbilt Way Suite 450
San Bernardino, CA 92408

Report Date: 08-Feb-2011

Project Name: Tetra-Tech Lockheed
Project Number: [none]

Work Order Number: A1A1282

Received on Ice (Y/N): Yes Temp: 3 °C

Note: The information in this message may be privileged and confidential and protected from disclosure. If the reader of this message is not the intended recipient, or an employee or agent responsible for delivering this message to the intended recipient, you are hereby notified that any dissemination, distribution or copying of this communication is strictly prohibited. If you received this communication in error, please notify us immediately by replying to the message and deleting it from your computer. Thank you.

2

E.S.BABCOCK&Sons,Inc.
Environmental Laboratories est 1906

Client Name: Tetra Tech, Inc. - San Bernardino
Contact: Mark Feldman
Address: 301 E. Vanderbilt Way Suite 450
San Bernardino, CA 92408

Report Date: 08-Feb-2011

Project Name: Tetra-Tech Lockheed
Project Number: [none]

Work Order Number: A1A1282

Received on Ice (Y/N): Yes Temp: 3 °C

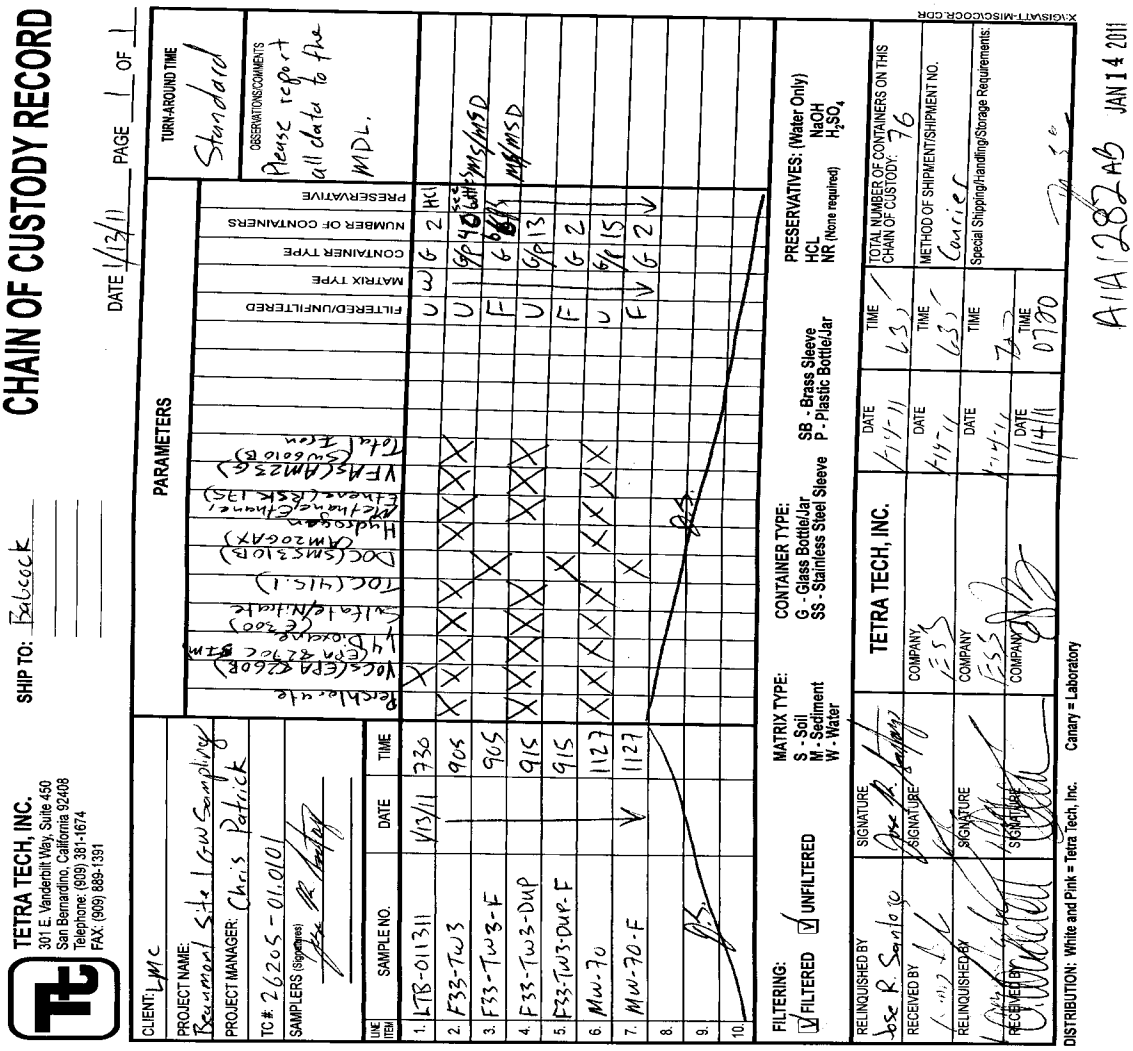

CHAIN OF CUSTODY RECORD

TETRA TECH, INC.
301 E. Vanderbilt Way, Suite 450
San Bernardino, California 92408
Telephone: (909) 381-1674
FAX: (909) 889-1391

SHIP TO: Babcock

DATE 1/13/11 PAGE 1 OF 1

CLIENT: LMC
PROJECT NAME: Baumont Site Low Sampling
PROJECT MANAGER: Chris Patrick
TC# 26205-01.0101
SAMPLERS (Signature): Jose M. Godoy

LINE ITEM	SAMPLE NO.	DATE	TIME	MATRIX TYPE	CONTAINER TYPE	NUMBER OF CONTAINERS	PRESERVATIVE
1.	LTB-011311	1/13/11	730	W	G	2	HCl
2.	F33-TW3		905	W	P	4	HCl
3.	F33-TW3-F		905	F	P	6	HCl
4.	F33-TW3-Dup		915	W	P	3	HCl
5.	F33-TW3-Dup-F		915	F	G	2	HCl
6.	MW-70		1127	W	P	15	HCl
7.	MW-70-F	V	1127	F	G	2	HCl
8.							
9.							
10.							

PARAMETERS: Perchlorate; VOCs (EPA 8260B) (EPA 8260C Short List); Alkalinity (E300); TDS (Sm2540C); Hardness (Am203GAX); Dissolved Ethanol, Methanol, Ethanol (ASK 13S); VFAs (Am25G) (Sw8010B) Total Tetra

OBSERVATIONS/COMMENTS: Please report all data to the MDL.

TURN-AROUND TIME: Standard

FILTERING: ☑ FILTERED ☑ UNFILTERED

MATRIX TYPE: S - Soil, M - Sediment, W - Water

CONTAINER TYPE: G - Glass Bottle/Jar, SS - Stainless Steel Sleeve, SB - Brass Sleeve, P - Plastic Bottle/Jar

PRESERVATIVES: (Water Only) HCL, NaOH, NR (None required), H_2SO_4

	SIGNATURE	COMPANY	DATE	TIME
RELINQUISHED BY	Jose M. Godoy	TETRA TECH, INC.	1/13/11	1330
RECEIVED BY			1/14/11	1330
RELINQUISHED BY			1/14/11	1330
RECEIVED BY			1/14/11	0730

TOTAL NUMBER OF CONTAINERS ON THIS CHAIN OF CUSTODY: 76

METHOD OF SHIPMENT/SHIPMENT NO.: Courier

Special Shipping/Handling/Storage Requirements:

DISTRIBUTION: White and Pink = Tetra Tech, Inc. Canary = Laboratory

A1A1282 AB JAN 14 2011

E.S.BABCOCK&Sons,Inc.
Environmental Laboratories est 1906

Client Name: Tetra Tech, Inc. - San Bernardino
Contact: Mark Feldman
Address: 301 E. Vanderbilt Way Suite 450
San Bernardino, CA 92408

Report Date: 02-Feb-2011

Analytical Report: Page 1 of 13
Project Name: Tetra-Tech Lockheed
Project Number: [none]

Work Order Number: A1A1500

Received on Ice (Y/N): Yes Temp: 3 °C

Attached is the analytical report for the sample(s) received for your project. Below is a list of the individual sample descriptions with the corresponding laboratory number(s). Also, enclosed is a copy of the Chain of Custody document (if received with your sample(s)). Please note any unused portion of the sample(s) may be responsibly discarded after 30 days from the above report date, unless you have requested otherwise.

Thank you for the opportunity to serve your analytical needs. If you have any questions or concerns regarding this report please contact our client service department.

Sample Identification

Lab Sample #	Client Sample ID	Matrix	Date Sampled	By	Date Submitted	By
A1A1500-01	LTB-011711 LMC Beaumont Site 1	Liquid	01/17/11 07:00	Jose R. Santoya	01/18/11 07:30	William Bayle
A1A1500-02	IW-04 LMC Beaumont Site 1	Liquid	01/17/11 08:47	Jose R. Santoya	01/18/11 07:30	William Bayle

E.S.BABCOCK&Sons,Inc.
Environmental Laboratories est 1906

Client Name: Tetra Tech, Inc. - San Bernardino
Contact: Mark Feldman
Address: 301 E. Vanderbilt Way Suite 450
San Bernardino, CA 92408

Report Date: 02-Feb-2011

Project Name: Tetra-Tech Lockheed
Project Number: [none]

Work Order Number: A1A1500

Received on Ice (Y/N): Yes Temp: 3 °C

Laboratory Reference Number

A1A1500-01

Sample Description	Matrix	Sampled Date/Time	Received Date/Time
LTB-011711 LMC Beaumont Site 1	Liquid	01/17/11 07:00	01/18/11 7:30

Analyte(s)	Result	RDL	MDL	Units	Method	Analysis Date	Analyst	Flag
Volatile Organic Compounds by EPA 8260B								
1,1,1-Trichloroethane	ND	0.50	0.12	ug/L	EPA 8260B	01/24/11 23:06	eec	
1,1,2,2-Tetrachloroethane	ND	0.50	0.29	ug/L	EPA 8260B	01/24/11 23:06	eec	
1,1,2-Trichloroethane	ND	0.50	0.31	ug/L	EPA 8260B	01/24/11 23:06	eec	
1,1-Dichloroethane	ND	0.50	0.098	ug/L	EPA 8260B	01/24/11 23:06	eec	
1,1-Dichloroethene	ND	0.50	0.12	ug/L	EPA 8260B	01/24/11 23:06	eec	
1,2,3-Trichloropropane	ND	0.50	0.29	ug/L	EPA 8260B	01/24/11 23:06	eec	
1,2-Dichlorobenzene	ND	0.50	0.20	ug/L	EPA 8260B	01/24/11 23:06	eec	
1,2-Dichloroethane	ND	0.50	0.21	ug/L	EPA 8260B	01/24/11 23:06	eec	
1,2-Dichloropropane	ND	0.50	0.19	ug/L	EPA 8260B	01/24/11 23:06	eec	
1,3-Dichlorobenzene	ND	0.50	0.15	ug/L	EPA 8260B	01/24/11 23:06	eec	
1,4-Dichlorobenzene	ND	0.50	0.072	ug/L	EPA 8260B	01/24/11 23:06	eec	
2-Butanone(MEK)	ND	3.0	1.2	ug/L	EPA 8260B	01/24/11 23:06	eec	
2-Hexanone	ND	5.0	1.2	ug/L	EPA 8260B	01/24/11 23:06	eec	
4-Methyl-2-Pentanone(MIBK)	ND	5.0	0.95	ug/L	EPA 8260B	01/24/11 23:06	eec	
Acetone	ND	10	5.0	ug/L	EPA 8260B	01/24/11 23:06	eec	
Benzene	ND	0.50	0.14	ug/L	EPA 8260B	01/24/11 23:06	eec	
Bromodichloromethane	ND	0.50	0.11	ug/L	EPA 8260B	01/24/11 23:06	eec	
Bromoform	ND	1.0	0.50	ug/L	EPA 8260B	01/24/11 23:06	eec	
Bromomethane	ND	0.50	0.48	ug/L	EPA 8260B	01/24/11 23:06	eec	
Carbon Disulfide	ND	0.50	0.36	ug/L	EPA 8260B	01/24/11 23:06	eec	
Carbon Tetrachloride	ND	0.50	0.15	ug/L	EPA 8260B	01/24/11 23:06	eec	
Chlorobenzene	ND	0.50	0.23	ug/L	EPA 8260B	01/24/11 23:06	eec	
Chloroethane	ND	0.50	0.35	ug/L	EPA 8260B	01/24/11 23:06	eec	
Chloroform	ND	0.50	0.46	ug/L	EPA 8260B	01/24/11 23:06	eec	
Chloromethane	ND	0.50	0.36	ug/L	EPA 8260B	01/24/11 23:06	eec	
cis-1,2-Dichloroethene	ND	0.50	0.18	ug/L	EPA 8260B	01/24/11 23:06	eec	
cis-1,3-Dichloropropene	ND	0.50	0.30	ug/L	EPA 8260B	01/24/11 23:06	eec	
Dibromochloromethane	ND	0.50	0.37	ug/L	EPA 8260B	01/24/11 23:06	eec	
Ethylbenzene	ND	0.50	0.26	ug/L	EPA 8260B	01/24/11 23:06	eec	
Methyl tert Butyl Ether	ND	5.0	0.43	ug/L	EPA 8260B	01/24/11 23:06	eec	
Methylene Chloride	0.17	3.0	0.15	ug/L	EPA 8260B	01/24/11 23:06	eec	J
Styrene	ND	0.50	0.22	ug/L	EPA 8260B	01/24/11 23:06	eec	
Tetrachloroethene	ND	0.50	0.23	ug/L	EPA 8260B	01/24/11 23:06	eec	

E.S.BABCOCK&Sons,Inc.
Environmental Laboratories est 1906

Client Name: Tetra Tech, Inc. - San Bernardino
Contact: Mark Feldman
Address: 301 E. Vanderbilt Way Suite 450
San Bernardino, CA 92408

Report Date: 02-Feb-2011

Project Name: Tetra-Tech Lockheed
Project Number: [none]

Work Order Number: A1A1500

Received on Ice (Y/N): Yes Temp: 3 °C

Laboratory Reference Number
A1A1500-01

Sample Description	Matrix	Sampled Date/Time	Received Date/Time
LTB-011711 LMC Beaumont Site 1	Liquid	01/17/11 07:00	01/18/11 7:30

Analyte(s)	Result		RDL	MDL	Units	Method	Analysis Date	Analyst	Flag
Volatile Organic Compounds by EPA 8260B									
Toluene	ND		0.50	0.22	ug/L	EPA 8260B	01/24/11 23:06	eec	
trans-1,2-Dichloroethene	ND		0.50	0.10	ug/L	EPA 8260B	01/24/11 23:06	eec	
trans-1,3-Dichloropropene	ND		0.50	0.24	ug/L	EPA 8260B	01/24/11 23:06	eec	
Trichloroethene	ND		0.50	0.25	ug/L	EPA 8260B	01/24/11 23:06	eec	
Trichlorofluoromethane	ND		5.0	0.16	ug/L	EPA 8260B	01/24/11 23:06	eec	
Vinyl Acetate	ND		10	0.48	ug/L	EPA 8260B	01/24/11 23:06	eec	
Vinyl Chloride	ND		0.50	0.13	ug/L	EPA 8260B	01/24/11 23:06	eec	
Xylenes (m+p)	ND		0.50	0.36	ug/L	EPA 8260B	01/24/11 23:06	eec	
Xylenes (ortho)	ND		0.50	0.41	ug/L	EPA 8260B	01/24/11 23:06	eec	
1,4-Dioxane	ND		35	9.3	ug/L	EPA 8260B	01/24/11 23:06	eec	
Surrogate: 1,2-Dichloroethane-d4	101	%	80-124			EPA 8260B	01/24/11 23:06	eec	
Surrogate: Bromofluorobenzene	98.8	%	80-120			EPA 8260B	01/24/11 23:06	eec	
Surrogate: Toluene-d8	97.5	%	80-120			EPA 8260B	01/24/11 23:06	eec	

E.S.BABCOCK&Sons,Inc.
Environmental Laboratories est 1906

Client Name: Tetra Tech, Inc. - San Bernardino
Contact: Mark Feldman
Address: 301 E. Vanderbilt Way Suite 450
San Bernardino, CA 92408

Report Date: 02-Feb-2011

Project Name: Tetra-Tech Lockheed
Project Number: [none]

Work Order Number: A1A1500

Received on Ice (Y/N): Yes Temp: 3 °C

Laboratory Reference Number
A1A1500-02

Sample Description	Matrix	Sampled Date/Time	Received Date/Time
IW-04 LMC Beaumont Site 1	Liquid	01/17/11 08:47	01/18/11 7:30

Analyte(s)	Result	RDL	MDL	Units	Method	Analysis Date	Analyst	Flag
General Inorganics								
Perchlorate	ND	0.10	0.071	ug/L*	EPA 332.0	01/20/11 18:40	aa	
Volatile Organic Compounds by EPA 8260B								
1,1,1-Trichloroethane	ND	0.50	0.12	ug/L	EPA 8260B	01/25/11 07:45	eec	
1,1,2,2-Tetrachloroethane	ND	0.50	0.29	ug/L	EPA 8260B	01/25/11 07:45	eec	
1,1,2-Trichloroethane	ND	0.50	0.31	ug/L	EPA 8260B	01/25/11 07:45	eec	
1,1-Dichloroethane	0.33	0.50	0.098	ug/L	EPA 8260B	01/25/11 07:45	eec	J
1,1-Dichloroethene	25	0.50	0.12	ug/L	EPA 8260B	01/25/11 07:45	eec	
1,2,3-Trichloropropane	ND	0.50	0.29	ug/L	EPA 8260B	01/25/11 07:45	eec	
1,2-Dichlorobenzene	ND	0.50	0.20	ug/L	EPA 8260B	01/25/11 07:45	eec	
1,2-Dichloroethane	0.33	0.50	0.21	ug/L	EPA 8260B	01/25/11 07:45	eec	J
1,2-Dichloropropane	ND	0.50	0.19	ug/L	EPA 8260B	01/25/11 07:45	eec	
1,3-Dichlorobenzene	ND	0.50	0.15	ug/L	EPA 8260B	01/25/11 07:45	eec	
1,4-Dichlorobenzene	ND	0.50	0.072	ug/L	EPA 8260B	01/25/11 07:45	eec	
2-Butanone(MEK)	ND	3.0	1.2	ug/L	EPA 8260B	01/25/11 07:45	eec	
2-Hexanone	ND	5.0	1.2	ug/L	EPA 8260B	01/25/11 07:45	eec	
4-Methyl-2-Pentanone(MIBK)	ND	5.0	0.95	ug/L	EPA 8260B	01/25/11 07:45	eec	
Acetone	ND	10	5.0	ug/L	EPA 8260B	01/25/11 07:45	eec	
Benzene	0.25	0.50	0.14	ug/L	EPA 8260B	01/25/11 07:45	eec	J
Bromodichloromethane	ND	0.50	0.11	ug/L	EPA 8260B	01/25/11 07:45	eec	
Bromoform	ND	1.0	0.50	ug/L	EPA 8260B	01/25/11 07:45	eec	
Bromomethane	ND	0.50	0.48	ug/L	EPA 8260B	01/25/11 07:45	eec	
Carbon Disulfide	ND	0.50	0.36	ug/L	EPA 8260B	01/25/11 07:45	eec	
Carbon Tetrachloride	ND	0.50	0.15	ug/L	EPA 8260B	01/25/11 07:45	eec	
Chlorobenzene	ND	0.50	0.23	ug/L	EPA 8260B	01/25/11 07:45	eec	
Chloroethane	0.67	0.50	0.35	ug/L	EPA 8260B	01/25/11 07:45	eec	
Chloroform	ND	0.50	0.46	ug/L	EPA 8260B	01/25/11 07:45	eec	
Chloromethane	ND	0.50	0.36	ug/L	EPA 8260B	01/25/11 07:45	eec	
cis-1,2-Dichloroethene	1.8	0.50	0.18	ug/L	EPA 8260B	01/25/11 07:45	eec	
cis-1,3-Dichloropropene	ND	0.50	0.30	ug/L	EPA 8260B	01/25/11 07:45	eec	
Dibromochloromethane	ND	0.50	0.37	ug/L	EPA 8260B	01/25/11 07:45	eec	
Ethylbenzene	ND	0.50	0.26	ug/L	EPA 8260B	01/25/11 07:45	eec	
Methyl tert Butyl Ether	ND	5.0	0.43	ug/L	EPA 8260B	01/25/11 07:45	eec	

E.S.BABCOCK&Sons,Inc.
Environmental Laboratories est 1906

Client Name: Tetra Tech, Inc. - San Bernardino
Contact: Mark Feldman
Address: 301 E. Vanderbilt Way Suite 450
San Bernardino, CA 92408

Report Date: 02-Feb-2011

Project Name: Tetra-Tech Lockheed
Project Number: [none]

Work Order Number: A1A1500

Received on Ice (Y/N): Yes Temp: 3 °C

Laboratory Reference Number
A1A1500-02

Sample Description	Matrix	Sampled Date/Time	Received Date/Time
IW-04 LMC Beaumont Site 1	Liquid	01/17/11 08:47	01/18/11 7:30

Analyte(s)	Result	RDL	MDL	Units	Method	Analysis Date	Analyst	Flag
Volatile Organic Compounds by EPA 8260B								
Methylene Chloride	0.40	3.0	0.15	ug/L	EPA 8260B	01/25/11 07:45	eec	J
Styrene	ND	0.50	0.22	ug/L	EPA 8260B	01/25/11 07:45	eec	
Tetrachloroethene	ND	0.50	0.23	ug/L	EPA 8260B	01/25/11 07:45	eec	
Toluene	0.32	0.50	0.22	ug/L	EPA 8260B	01/25/11 07:45	eec	J
trans-1,2-Dichloroethene	0.40	0.50	0.10	ug/L	EPA 8260B	01/25/11 07:45	eec	J
trans-1,3-Dichloropropene	ND	0.50	0.24	ug/L	EPA 8260B	01/25/11 07:45	eec	
Trichloroethene	18	0.50	0.25	ug/L	EPA 8260B	01/25/11 07:45	eec	
Trichlorofluoromethane	ND	5.0	0.16	ug/L	EPA 8260B	01/25/11 07:45	eec	
Vinyl Acetate	ND	10	0.48	ug/L	EPA 8260B	01/25/11 07:45	eec	
Vinyl Chloride	0.83	0.50	0.13	ug/L	EPA 8260B	01/25/11 07:45	eec	
Xylenes (m+p)	ND	0.50	0.36	ug/L	EPA 8260B	01/25/11 07:45	eec	
Xylenes (ortho)	ND	0.50	0.41	ug/L	EPA 8260B	01/25/11 07:45	eec	
1,4-Dioxane	22	35	9.3	ug/L	EPA 8260B	01/25/11 07:45	eec	J
Surrogate: 1,2-Dichloroethane-d4	101 %	80-124			EPA 8260B	01/25/11 07:45	eec	
Surrogate: Bromofluorobenzene	102 %	80-120			EPA 8260B	01/25/11 07:45	eec	
Surrogate: Toluene-d8	98.3 %	80-120			EPA 8260B	01/25/11 07:45	eec	
Semivolatile Organic Compounds by EPA 8270C SIM								
1,4-Dioxane	23	0.20	0.10	ug/L	EPA8270C M	01/25/11 19:33	DF	

E.S.BABCOCK&Sons,Inc.
Environmental Laboratories est 1906

Client Name: Tetra Tech, Inc. - San Bernardino
Contact: Mark Feldman
Address: 301 E. Vanderbilt Way Suite 450
San Bernardino, CA 92408

Report Date: 02-Feb-2011

Project Name: Tetra-Tech Lockheed
Project Number: [none]

Work Order Number: A1A1500

Received on Ice (Y/N): Yes Temp: 3 °C

General Inorganics - Batch Quality Control

Analyte(s)	Result	RDL	MDL	Units	Spike Level	Source Result	%REC	%REC Limits	RPD	RPD Limit	Flag
Batch 1A18047 - Analyzed as received											
Blank (1A18047-BLK1)					Prepared & Analyzed: 01/18/11						
Perchlorate	ND	0.10	0.071	ug/L*							
LCS (1A18047-BS1)					Prepared & Analyzed: 01/18/11						
Perchlorate	4.85	0.10	0.071	ug/L*	5.00		97.0	80-120			
Duplicate (1A18047-DUP1)				**Source: A1A1282-02**	Prepared: 01/18/11		Analyzed: 01/19/11				
Perchlorate	0.259	0.10	0.071	ug/L*		0.341			27.2	20	QRPDI
Matrix Spike (1A18047-MS1)				**Source: A1A1282-02**	Prepared: 01/18/11		Analyzed: 01/19/11				
Perchlorate	4.98	0.10	0.071	ug/L*	5.00	0.341	92.8	80-120			
Matrix Spike Dup (1A18047-MSD1)				**Source: A1A1282-02**	Prepared: 01/18/11		Analyzed: 01/19/11				
Perchlorate	5.75	0.10	0.071	ug/L*	5.00	0.341	108	80-120	14.3	20	

Client Name: Tetra Tech, Inc. - San Bernardino
Contact: Mark Feldman
Address: 301 E. Vanderbilt Way Suite 450
San Bernardino, CA 92408

Report Date: 02-Feb-2011

Project Name: Tetra-Tech Lockheed
Project Number: [none]

Work Order Number: A1A1500

Received on Ice (Y/N): Yes Temp: 3 °C

Volatile Organic Compounds by EPA 8260B - Batch Quality Control

Analyte(s)	Result	RDL	MDL	Units	Spike Level	Source Result	%REC	%REC Limits	RPD	RPD Limit	Flag
Batch 1A24003 - Purge and Trap											
Blank (1A24003-BLK1)					Prepared & Analyzed: 01/24/11						
1,1,1-Trichloroethane	ND	0.50	0.12	ug/L							
1,1,2,2-Tetrachloroethane	ND	0.50	0.29	ug/L							
1,1,2-Trichloroethane	ND	0.50	0.31	ug/L							
1,1-Dichloroethane	ND	0.50	0.098	ug/L							
1,1-Dichloroethene	ND	0.50	0.12	ug/L							
1,2,3-Trichloropropane	ND	0.50	0.29	ug/L							
1,2-Dichlorobenzene	ND	0.50	0.20	ug/L							
1,2-Dichloroethane	ND	0.50	0.21	ug/L							
1,2-Dichloropropane	ND	0.50	0.19	ug/L							
1,3-Dichlorobenzene	ND	0.50	0.15	ug/L							
1,4-Dichlorobenzene	ND	0.50	0.072	ug/L							
2-Butanone(MEK)	ND	3.0	1.2	ug/L							
2-Hexanone	ND	5.0	1.2	ug/L							
4-Methyl-2-Pentanone(MIBK)	ND	5.0	0.95	ug/L							
Acetone	ND	10	5.0	ug/L							
Benzene	ND	0.50	0.14	ug/L							
Bromodichloromethane	ND	0.50	0.11	ug/L							
Bromoform	ND	1.0	0.50	ug/L							
Bromomethane	ND	0.50	0.48	ug/L							
Carbon Disulfide	ND	0.50	0.36	ug/L							
Carbon Tetrachloride	ND	0.50	0.15	ug/L							
Chlorobenzene	ND	0.50	0.23	ug/L							
Chloroethane	ND	0.50	0.35	ug/L							
Chloroform	ND	0.50	0.46	ug/L							
Chloromethane	ND	0.50	0.36	ug/L							
cis-1,2-Dichloroethene	ND	0.50	0.18	ug/L							
cis-1,3-Dichloropropene	ND	0.50	0.30	ug/L							
Dibromochloromethane	ND	0.50	0.37	ug/L							
Ethylbenzene	ND	0.50	0.26	ug/L							
Methyl tert Butyl Ether	ND	5.0	0.43	ug/L							
Methylene Chloride	ND	3.0	0.15	ug/L							
Styrene	ND	0.50	0.22	ug/L							
Tetrachloroethene	ND	0.50	0.23	ug/L							
Toluene	ND	0.50	0.22	ug/L							
trans-1,2-Dichloroethene	ND	0.50	0.10	ug/L							
trans-1,3-Dichloropropene	ND	0.50	0.24	ug/L							

Client Name: Tetra Tech, Inc. - San Bernardino
Contact: Mark Feldman
Address: 301 E. Vanderbilt Way Suite 450
San Bernardino, CA 92408

Report Date: 02-Feb-2011

Project Name: Tetra-Tech Lockheed
Project Number: [none]

Work Order Number: A1A1500

Received on Ice (Y/N): Yes Temp: 3 °C

Volatile Organic Compounds by EPA 8260B - Batch Quality Control

Analyte(s)	Result	RDL	MDL	Units	Spike Level	Source Result	%REC	%REC Limits	RPD	RPD Limit	Flag
Batch 1A24003 - Purge and Trap											
Blank (1A24003-BLK1)					Prepared & Analyzed: 01/24/11						
Trichloroethene	ND	0.50	0.25	ug/L							
Trichlorofluoromethane	ND	5.0	0.16	ug/L							
Vinyl Acetate	ND	10	0.48	ug/L							
Vinyl Chloride	ND	0.50	0.13	ug/L							
Xylenes (m+p)	ND	0.50	0.36	ug/L							
Xylenes (ortho)	ND	0.50	0.41	ug/L							
1,4-Dioxane	ND	35	9.3	ug/L							
Surrogate: 1,2-Dichloroethane-d4	*9.97*			ug/L	*10.0*		*99.7*	*80-124*			
Surrogate: Bromofluorobenzene	*9.89*			ug/L	*10.0*		*98.9*	*80-120*			
Surrogate: Toluene-d8	*9.79*			ug/L	*10.0*		*97.9*	*80-120*			
LCS (1A24003-BS1)					Prepared & Analyzed: 01/24/11						
1,1-Dichloroethane	23.1	0.50	0.098	ug/L	25.0		92.5	70-130			
1,1-Dichloroethene	24.2	0.50	0.12	ug/L	25.0		96.9	70-130			
1,4-Dichlorobenzene	25.5	0.50	0.072	ug/L	25.0		102	70-130			
Benzene	24.2	0.50	0.14	ug/L	25.0		96.6	70-130			
Bromodichloromethane	25.0	0.50	0.11	ug/L	25.0		99.8	70-130			
Bromoform	24.7	1.0	0.50	ug/L	25.0		98.8	70-130			
Chloroform	24.9	0.50	0.46	ug/L	25.0		99.8	70-130			
Dibromochloromethane	26.4	0.50	0.37	ug/L	25.0		105	70-130			
Ethylbenzene	24.4	0.50	0.26	ug/L	25.0		97.5	70-130			
Methyl tert Butyl Ether	24.1	5.0	0.43	ug/L	25.0		96.4	70-130			
Tetrachloroethene	24.1	0.50	0.23	ug/L	25.0		96.3	70-130			
Toluene	23.9	0.50	0.22	ug/L	25.0		95.5	70-130			
Trichloroethene	24.6	0.50	0.25	ug/L	25.0		98.4	70-130			
Vinyl Chloride	23.9	0.50	0.13	ug/L	25.0		95.6	70-130			
Xylenes (m+p)	49.7	0.50	0.36	ug/L	50.0		99.3	70-130			
Xylenes (ortho)	24.9	0.50	0.41	ug/L	25.0		99.5	70-130			
Surrogate: 1,2-Dichloroethane-d4	*9.98*			ug/L	*10.0*		*99.8*	*80-124*			
Surrogate: Bromofluorobenzene	*9.52*			ug/L	*10.0*		*95.2*	*80-120*			
Surrogate: Toluene-d8	*9.83*			ug/L	*10.0*		*98.3*	*80-120*			

E.S.BABCOCK&Sons,Inc.
Environmental Laboratories est 1906

Client Name: Tetra Tech, Inc. - San Bernardino
Contact: Mark Feldman
Address: 301 E. Vanderbilt Way Suite 450
San Bernardino, CA 92408

Report Date: 02-Feb-2011

Project Name: Tetra-Tech Lockheed
Project Number: [none]

Work Order Number: A1A1500

Received on Ice (Y/N): Yes Temp: 3 °C

Volatile Organic Compounds by EPA 8260B - Batch Quality Control

Analyte(s)	Result	RDL	MDL	Units	Spike Level	Source Result	%REC	%REC Limits	RPD	RPD Limit	Flag
Batch 1A24003 - Purge and Trap											
LCS Dup (1A24003-BSD1)					Prepared & Analyzed: 01/24/11						
1,1-Dichloroethane	22.2	0.50	0.098	ug/L	25.0		88.9	70-130	3.97	20	
1,1-Dichloroethene	23.1	0.50	0.12	ug/L	25.0		92.4	70-130	4.73	20	
1,4-Dichlorobenzene	24.6	0.50	0.072	ug/L	25.0		98.4	70-130	3.48	20	
Benzene	23.3	0.50	0.14	ug/L	25.0		93.0	70-130	3.75	20	
Bromodichloromethane	24.4	0.50	0.11	ug/L	25.0		97.5	70-130	2.39	20	
Bromoform	23.8	1.0	0.50	ug/L	25.0		95.4	70-130	3.54	20	
Chloroform	24.0	0.50	0.46	ug/L	25.0		96.0	70-130	3.88	20	
Dibromochloromethane	25.9	0.50	0.37	ug/L	25.0		104	70-130	1.80	20	
Ethylbenzene	23.9	0.50	0.26	ug/L	25.0		95.7	70-130	1.82	20	
Methyl tert Butyl Ether	23.6	5.0	0.43	ug/L	25.0		94.2	70-130	2.27	20	
Tetrachloroethene	23.8	0.50	0.23	ug/L	25.0		95.2	70-130	1.09	20	
Toluene	23.6	0.50	0.22	ug/L	25.0		94.5	70-130	1.09	20	
Trichloroethene	24.1	0.50	0.25	ug/L	25.0		96.3	70-130	2.22	20	
Vinyl Chloride	22.8	0.50	0.13	ug/L	25.0		91.0	70-130	4.89	20	
Xylenes (m+p)	49.2	0.50	0.36	ug/L	50.0		98.4	70-130	0.951	20	
Xylenes (ortho)	24.4	0.50	0.41	ug/L	25.0		97.4	70-130	2.15	20	
Surrogate: 1,2-Dichloroethane-d4	*9.75*			ug/L	*10.0*		*97.5*	*80-124*			
Surrogate: Bromofluorobenzene	*9.73*			ug/L	*10.0*		*97.3*	*80-120*			
Surrogate: Toluene-d8	*9.90*			ug/L	*10.0*		*99.0*	*80-120*			
Matrix Spike (1A24003-MS1)				**Source: A1A1282-02**	Prepared & Analyzed: 01/24/11						
1,1-Dichloroethane	24.8	0.50	0.098	ug/L	25.0	ND	99.1	70-130			
1,1-Dichloroethene	26.2	0.50	0.12	ug/L	25.0	ND	105	70-130			
1,4-Dichlorobenzene	26.9	0.50	0.072	ug/L	25.0	ND	107	70-130			
Benzene	25.7	0.50	0.14	ug/L	25.0	ND	103	70-130			
Bromodichloromethane	26.3	0.50	0.11	ug/L	25.0	ND	105	70-130			
Bromoform	25.8	1.0	0.50	ug/L	25.0	ND	103	70-130			
Chloroform	26.2	0.50	0.46	ug/L	25.0	ND	105	70-130			
Dibromochloromethane	27.1	0.50	0.37	ug/L	25.0	ND	108	70-130			
Ethylbenzene	25.9	0.50	0.26	ug/L	25.0	ND	104	70-130			
Methyl tert Butyl Ether	25.1	5.0	0.43	ug/L	25.0	ND	100	70-130			
Tetrachloroethene	26.0	0.50	0.23	ug/L	25.0	ND	104	70-130			
Toluene	25.6	0.50	0.22	ug/L	25.0	ND	103	70-130			
Trichloroethene	26.6	0.50	0.25	ug/L	25.0	ND	106	70-130			
Vinyl Chloride	25.8	0.50	0.13	ug/L	25.0	ND	103	70-130			
Xylenes (m+p)	52.9	0.50	0.36	ug/L	50.0	ND	106	70-130			
Xylenes (ortho)	26.3	0.50	0.41	ug/L	25.0	ND	105	70-130			

Client Name: Tetra Tech, Inc. - San Bernardino
Contact: Mark Feldman
Address: 301 E. Vanderbilt Way Suite 450
San Bernardino, CA 92408

Report Date: 02-Feb-2011

Project Name: Tetra-Tech Lockheed
Project Number: [none]

Work Order Number: A1A1500

Received on Ice (Y/N): Yes Temp: 3 °C

Volatile Organic Compounds by EPA 8260B - Batch Quality Control

Analyte(s)	Result	RDL	MDL	Units	Spike Level	Source Result	%REC	%REC Limits	RPD	RPD Limit	Flag
Batch 1A24003 - Purge and Trap											
Matrix Spike (1A24003-MS1)			**Source: A1A1282-02**		Prepared & Analyzed: 01/24/11						
Surrogate: 1,2-Dichloroethane-d4	*9.80*			ug/L	*10.0*		*98.0*	*80-124*			
Surrogate: Bromofluorobenzene	*9.65*			ug/L	*10.0*		*96.5*	*80-120*			
Surrogate: Toluene-d8	*9.81*			ug/L	*10.0*		*98.1*	*80-120*			
Matrix Spike Dup (1A24003-MSD1)			**Source: A1A1282-02**		Prepared & Analyzed: 01/24/11						
1,1-Dichloroethane	25.7	0.50	0.098	ug/L	25.0	ND	103	70-130	3.53	40	
1,1-Dichloroethene	27.5	0.50	0.12	ug/L	25.0	ND	110	70-130	4.76	40	
1,4-Dichlorobenzene	27.8	0.50	0.072	ug/L	25.0	ND	111	70-130	3.30	40	
Benzene	27.0	0.50	0.14	ug/L	25.0	ND	108	70-130	4.94	40	
Bromodichloromethane	26.9	0.50	0.11	ug/L	25.0	ND	108	70-130	2.44	40	
Bromoform	26.4	1.0	0.50	ug/L	25.0	ND	106	70-130	2.22	40	
Chloroform	27.5	0.50	0.46	ug/L	25.0	ND	110	70-130	5.03	40	
Dibromochloromethane	28.6	0.50	0.37	ug/L	25.0	ND	114	70-130	5.35	40	
Ethylbenzene	27.1	0.50	0.26	ug/L	25.0	ND	108	70-130	4.61	40	
Methyl tert Butyl Ether	26.5	5.0	0.43	ug/L	25.0	ND	106	70-130	5.47	40	
Tetrachloroethene	26.8	0.50	0.23	ug/L	25.0	ND	107	70-130	3.03	40	
Toluene	26.5	0.50	0.22	ug/L	25.0	ND	106	70-130	3.18	40	
Trichloroethene	27.6	0.50	0.25	ug/L	25.0	ND	110	70-130	3.77	40	
Vinyl Chloride	26.8	0.50	0.13	ug/L	25.0	ND	107	70-130	4.11	40	
Xylenes (m+p)	55.0	0.50	0.36	ug/L	50.0	ND	110	70-130	3.86	40	
Xylenes (ortho)	27.3	0.50	0.41	ug/L	25.0	ND	109	70-130	3.65	40	
Surrogate: 1,2-Dichloroethane-d4	*10.1*			ug/L	*10.0*		*101*	*80-124*			
Surrogate: Bromofluorobenzene	*9.68*			ug/L	*10.0*		*96.8*	*80-120*			
Surrogate: Toluene-d8	*9.82*			ug/L	*10.0*		*98.2*	*80-120*			

E.S.BABCOCK&Sons,Inc.
Environmental Laboratories est 1906

Client Name: Tetra Tech, Inc. - San Bernardino
Contact: Mark Feldman
Address: 301 E. Vanderbilt Way Suite 450
San Bernardino, CA 92408

Report Date: 02-Feb-2011

Project Name: Tetra-Tech Lockheed
Project Number: [none]

Work Order Number: A1A1500

Received on Ice (Y/N): Yes Temp: 3 °C

Semivolatile Organic Compounds by EPA 8270C SIM - Batch Quality Control

Analyte(s)	Result	RDL	MDL	Units	Spike Level	Source Result	%REC	%REC Limits	RPD	RPD Limit	Flag
Batch 1A23003 - EPA 3520C											
Blank (1A23003-BLK1)					Prepared: 01/23/11 Analyzed: 01/25/11						
1,4-Dioxane	ND	0.20	0.10	ug/L							
LCS (1A23003-BS1)					Prepared: 01/23/11 Analyzed: 01/25/11						
1,4-Dioxane	1.05	0.20	0.10	ug/L	1.00		105	85-115			
LCS Dup (1A23003-BSD1)					Prepared: 01/23/11 Analyzed: 01/25/11						
1,4-Dioxane	1.04	0.20	0.10	ug/L	1.00		104	85-115	0.957	20	
Matrix Spike (1A23003-MS1)				**Source: A1A0851-09RE**	Prepared: 01/23/11 Analyzed: 01/25/11						
1,4-Dioxane	574	2.0	1.0	ug/L	10.0	570	44.0	85-115			QM-5X

Client Name: Tetra Tech, Inc. - San Bernardino
Contact: Mark Feldman
Address: 301 E. Vanderbilt Way Suite 450
San Bernardino, CA 92408

Report Date: 02-Feb-2011

Project Name: Tetra-Tech Lockheed
Project Number: [none]

Work Order Number: A1A1500

Received on Ice (Y/N): Yes Temp: 3 °C

Notes and Definitions

J	Estimated value
QM-5X	Due to analyte concentration greater than or equal to 5 times the spike concentration, recoveries for the MS and/or MSD did not meet laboratory acceptance criteria.
QRPDl	Analyte concentration was below range for valid RPD determination.
ND:	Analyte NOT DETECTED at or above the Method Detection Limit **(if MDL is reported)**, otherwise at or above the Reportable Detection Limit (RDL)
NR:	Not Reported
RDL:	Reportable Detection Limit
MDL:	Method Detection Limit

* / (Non-NELAP): NELAP does not offer accreditation for this analyte/method/matrix combination

Approval

Enclosed are the analytical results for the submitted sample(s). Babcock Laboratories certify the data presented as part of this report meet the minimum quality standards in the referenced analytical methods. Any exceptions have been noted. Babcock Laboratories and its officers and employees assume no responsibility and make no warranty, express or implied, for uses or interpretations made by any recipients, intended or unintended, of this report.

Lorenzo Rodriguez

Lorenzo (Z) Rodriguez

Project Manager

cc:

ESB_ mdl_PDF

E.S.BABCOCK&Sons,Inc.
Environmental Laboratories est 1906

Client Name: Tetra Tech, Inc. - San Bernardino
Contact: Mark Feldman
Address: 301 E. Vanderbilt Way Suite 450
San Bernardino, CA 92408

Report Date: 02-Feb-2011

Project Name: Tetra-Tech Lockheed
Project Number: [none]

Work Order Number: A1A1500

Received on Ice (Y/N): Yes Temp: 3 °C

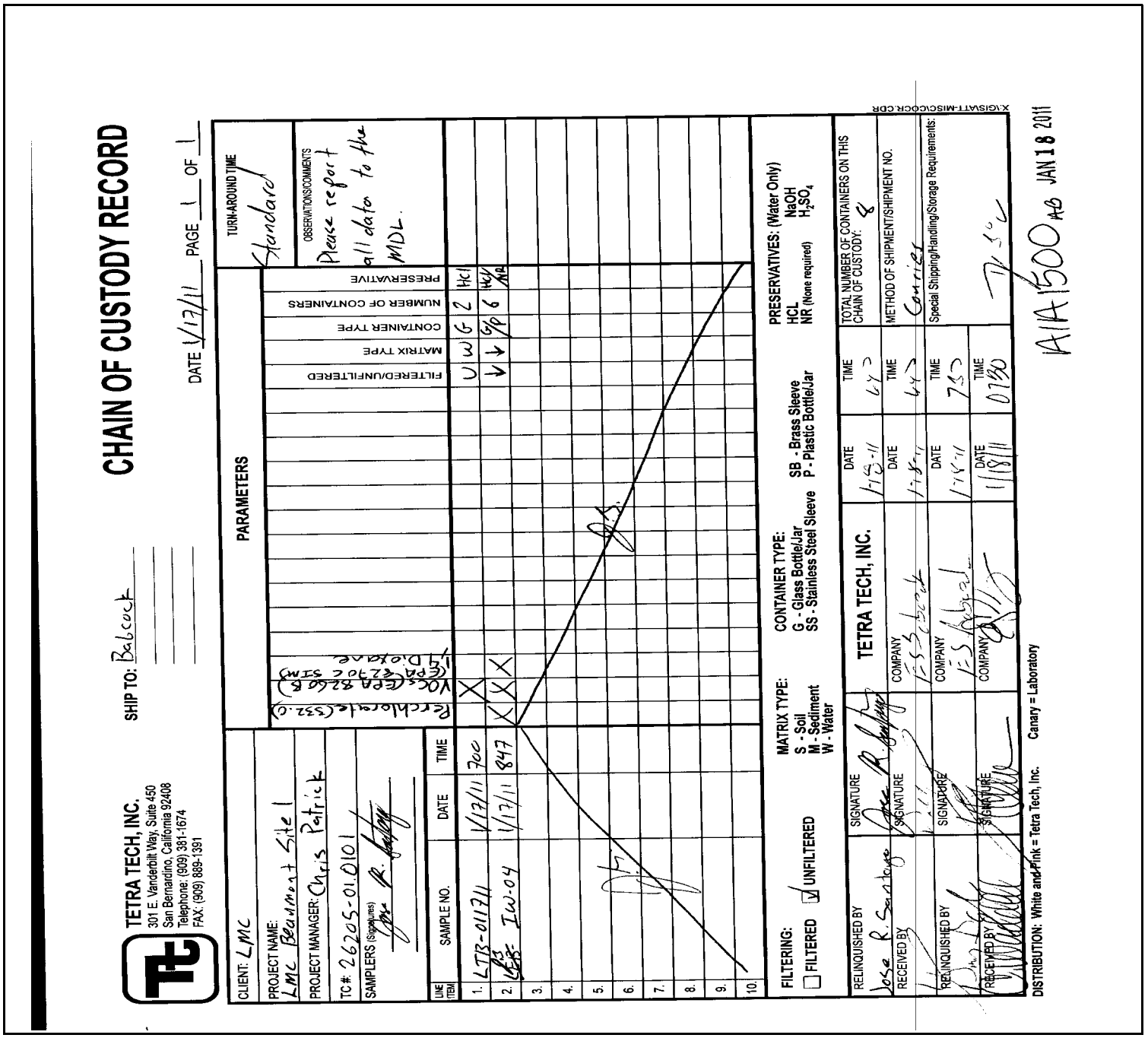

E.S.BABCOCK&Sons,Inc.
Environmental Laboratories est 1906

Client Name: Tetra Tech, Inc. - San Bernardino
Contact: Mark Feldman
Address: 301 E. Vanderbilt Way Suite 450
San Bernardino, CA 92408

Report Date: 09-Feb-2011

Analytical Report: Page 1 of 12
Project Name: Tetra-Tech Lockheed
Project Number: [none]

Work Order Number: A1A1792

Received on Ice (Y/N): Yes Temp: 3 °C

Attached is the analytical report for the sample(s) received for your project. Below is a list of the individual sample descriptions with the corresponding laboratory number(s). Also, enclosed is a copy of the Chain of Custody document (if received with your sample(s)). Please note any unused portion of the sample(s) may be responsibly discarded after 30 days from the above report date, unless you have requested otherwise.

Thank you for the opportunity to serve your analytical needs. If you have any questions or concerns regarding this report please contact our client service department.

Sample Identification

Lab Sample #	Client Sample ID	Matrix	Date Sampled	By	Date Submitted	By
A1A1792-01	MW-68 LMC Beaumont Site 1	Liquid	01/19/11 11:00	Jose R. Santoya	01/20/11 07:30	William Bayle

E.S.BABCOCK&Sons,Inc.
Environmental Laboratories est 1906

Client Name: Tetra Tech, Inc. - San Bernardino
Contact: Mark Feldman
Address: 301 E. Vanderbilt Way Suite 450
San Bernardino, CA 92408

Report Date: 09-Feb-2011

Project Name: Tetra-Tech Lockheed
Project Number: [none]

Work Order Number: A1A1792

Received on Ice (Y/N): Yes Temp: 3 °C

Laboratory Reference Number
A1A1792-01

Sample Description	Matrix	Sampled Date/Time	Received Date/Time
MW-68 LMC Beaumont Site 1	Liquid	01/19/11 11:00	01/20/11 7:30

Analyte(s)	Result	RDL	MDL	Units	Method	Analysis Date	Analyst	Flag
General Inorganics								
Perchlorate	14000	200	140	ug/L*	EPA 332.0	01/25/11 15:40	aa	
Volatile Organic Compounds by EPA 8260B								
1,1,1-Trichloroethane	ND	0.50	0.12	ug/L	EPA 8260B	02/01/11 06:36	eec	
1,1,2,2-Tetrachloroethane	ND	0.50	0.29	ug/L	EPA 8260B	02/01/11 06:36	eec	
1,1,2-Trichloroethane	ND	0.50	0.31	ug/L	EPA 8260B	02/01/11 06:36	eec	
1,1-Dichloroethane	0.16	0.50	0.098	ug/L	EPA 8260B	02/01/11 06:36	eec	J
1,1-Dichloroethene	5.7	0.50	0.12	ug/L	EPA 8260B	02/01/11 06:36	eec	
1,2,3-Trichloropropane	ND	0.50	0.29	ug/L	EPA 8260B	02/01/11 06:36	eec	
1,2-Dichlorobenzene	ND	0.50	0.20	ug/L	EPA 8260B	02/01/11 06:36	eec	
1,2-Dichloroethane	ND	0.50	0.21	ug/L	EPA 8260B	02/01/11 06:36	eec	
1,2-Dichloropropane	ND	0.50	0.19	ug/L	EPA 8260B	02/01/11 06:36	eec	
1,3-Dichlorobenzene	ND	0.50	0.15	ug/L	EPA 8260B	02/01/11 06:36	eec	
1,4-Dichlorobenzene	ND	0.50	0.072	ug/L	EPA 8260B	02/01/11 06:36	eec	
2-Butanone(MEK)	ND	3.0	1.2	ug/L	EPA 8260B	02/01/11 06:36	eec	
2-Hexanone	ND	5.0	1.2	ug/L	EPA 8260B	02/01/11 06:36	eec	
4-Methyl-2-Pentanone(MIBK)	ND	5.0	0.95	ug/L	EPA 8260B	02/01/11 06:36	eec	
Acetone	ND	10	5.0	ug/L	EPA 8260B	02/01/11 06:36	eec	
Benzene	ND	0.50	0.14	ug/L	EPA 8260B	02/01/11 06:36	eec	
Bromodichloromethane	ND	0.50	0.11	ug/L	EPA 8260B	02/01/11 06:36	eec	
Bromoform	ND	1.0	0.50	ug/L	EPA 8260B	02/01/11 06:36	eec	
Bromomethane	ND	0.50	0.48	ug/L	EPA 8260B	02/01/11 06:36	eec	
Carbon Disulfide	ND	0.50	0.36	ug/L	EPA 8260B	02/01/11 06:36	eec	
Carbon Tetrachloride	ND	0.50	0.15	ug/L	EPA 8260B	02/01/11 06:36	eec	
Chlorobenzene	ND	0.50	0.23	ug/L	EPA 8260B	02/01/11 06:36	eec	
Chloroethane	ND	0.50	0.35	ug/L	EPA 8260B	02/01/11 06:36	eec	
Chloroform	ND	0.50	0.46	ug/L	EPA 8260B	02/01/11 06:36	eec	
Chloromethane	ND	0.50	0.36	ug/L	EPA 8260B	02/01/11 06:36	eec	
cis-1,2-Dichloroethene	ND	0.50	0.18	ug/L	EPA 8260B	02/01/11 06:36	eec	
cis-1,3-Dichloropropene	ND	0.50	0.30	ug/L	EPA 8260B	02/01/11 06:36	eec	
Dibromochloromethane	ND	0.50	0.37	ug/L	EPA 8260B	02/01/11 06:36	eec	
Ethylbenzene	ND	0.50	0.26	ug/L	EPA 8260B	02/01/11 06:36	eec	
Methyl tert Butyl Ether	ND	5.0	0.43	ug/L	EPA 8260B	02/01/11 06:36	eec	

E.S.BABCOCK&Sons,Inc.
Environmental Laboratories est 1906

Client Name: Tetra Tech, Inc. - San Bernardino
Contact: Mark Feldman
Address: 301 E. Vanderbilt Way Suite 450
San Bernardino, CA 92408

Report Date: 09-Feb-2011

Project Name: Tetra-Tech Lockheed
Project Number: [none]

Work Order Number: A1A1792

Received on Ice (Y/N): Yes Temp: 3 °C

Laboratory Reference Number
A1A1792-01

Sample Description	Matrix	Sampled Date/Time	Received Date/Time
MW-68 LMC Beaumont Site 1	Liquid	01/19/11 11:00	01/20/11 7:30

Analyte(s)	Result	RDL	MDL	Units	Method	Analysis Date	Analyst	Flag
Volatile Organic Compounds by EPA 8260B								
Methylene Chloride	0.42	3.0	0.15	ug/L	EPA 8260B	02/01/11 06:36	eec	J
Styrene	ND	0.50	0.22	ug/L	EPA 8260B	02/01/11 06:36	eec	
Tetrachloroethene	ND	0.50	0.23	ug/L	EPA 8260B	02/01/11 06:36	eec	
Toluene	ND	0.50	0.22	ug/L	EPA 8260B	02/01/11 06:36	eec	
trans-1,2-Dichloroethene	ND	0.50	0.10	ug/L	EPA 8260B	02/01/11 06:36	eec	
trans-1,3-Dichloropropene	ND	0.50	0.24	ug/L	EPA 8260B	02/01/11 06:36	eec	
Trichloroethene	9.2	0.50	0.25	ug/L	EPA 8260B	02/01/11 06:36	eec	
Trichlorofluoromethane	ND	5.0	0.16	ug/L	EPA 8260B	02/01/11 06:36	eec	
Vinyl Acetate	ND	10	0.48	ug/L	EPA 8260B	02/01/11 06:36	eec	
Vinyl Chloride	ND	0.50	0.13	ug/L	EPA 8260B	02/01/11 06:36	eec	
Xylenes (m+p)	ND	0.50	0.36	ug/L	EPA 8260B	02/01/11 06:36	eec	
Xylenes (ortho)	ND	0.50	0.41	ug/L	EPA 8260B	02/01/11 06:36	eec	
1,4-Dioxane	21	35	9.3	ug/L	EPA 8260B	02/01/11 06:36	eec	J
Surrogate: 1,2-Dichloroethane-d4	99.8 %	80-124			EPA 8260B	02/01/11 06:36	eec	
Surrogate: Bromofluorobenzene	101 %	80-120			EPA 8260B	02/01/11 06:36	eec	
Surrogate: Toluene-d8	99.4 %	80-120			EPA 8260B	02/01/11 06:36	eec	
Semivolatile Organic Compounds by EPA 8270C SIM								
1,4-Dioxane	21	0.20	0.10	ug/L	EPA8270C M	01/31/11 18:41	KOS	

E.S.BABCOCK&Sons,Inc.
Environmental Laboratories est 1906

Client Name: Tetra Tech, Inc. - San Bernardino
Contact: Mark Feldman
Address: 301 E. Vanderbilt Way Suite 450
San Bernardino, CA 92408

Report Date: 09-Feb-2011

Project Name: Tetra-Tech Lockheed
Project Number: [none]

Work Order Number: A1A1792

Received on Ice (Y/N): Yes Temp: 3 °C

General Inorganics - Batch Quality Control

Analyte(s)	Result	RDL	MDL	Units	Spike Level	Source Result	%REC	%REC Limits	RPD	RPD Limit	Flag
Batch 1A24061 - Analyzed as received											
Blank (1A24061-BLK1)					Prepared: 01/24/11 Analyzed: 01/25/11						
Perchlorate	ND	0.10	0.071	ug/L*							
LCS (1A24061-BS1)					Prepared: 01/24/11 Analyzed: 01/25/11						
Perchlorate	4.91	0.10	0.071	ug/L*	5.00		98.3	80-120			
Duplicate (1A24061-DUP1)					**Source: A1A1924-03RE** Prepared: 01/24/11 Analyzed: 01/25/11						
Perchlorate	17200	200	140	ug/L*		16800			2.79	20	
Matrix Spike (1A24061-MS1)					**Source: A1A1924-03RE** Prepared: 01/24/11 Analyzed: 01/25/11						
Perchlorate	26600	200	140	ug/L*	10000	16800	NR	80-120			QOcal
Matrix Spike Dup (1A24061-MSD1)					**Source: A1A1924-03RE** Prepared: 01/24/11 Analyzed: 01/25/11						
Perchlorate	27800	200	140	ug/L*	10000	16800	NR	80-120	4.52	20	QOcal

Client Name: Tetra Tech, Inc. - San Bernardino
Contact: Mark Feldman
Address: 301 E. Vanderbilt Way Suite 450
San Bernardino, CA 92408

Report Date: 09-Feb-2011

Project Name: Tetra-Tech Lockheed
Project Number: [none]

Work Order Number: A1A1792

Received on Ice (Y/N): Yes Temp: 3 °C

Volatile Organic Compounds by EPA 8260B - Batch Quality Control

Analyte(s)	Result	RDL	MDL	Units	Spike Level	Source Result	%REC	%REC Limits	RPD	RPD Limit	Flag
Batch 1A31044 - Purge and Trap											
Blank (1A31044-BLK1)					Prepared: 01/31/11 Analyzed: 02/01/11						
1,1,1-Trichloroethane	ND	0.50	0.12	ug/L							
1,1,2,2-Tetrachloroethane	ND	0.50	0.29	ug/L							
1,1,2-Trichloroethane	ND	0.50	0.31	ug/L							
1,1-Dichloroethane	ND	0.50	0.098	ug/L							
1,1-Dichloroethene	ND	0.50	0.12	ug/L							
1,2,3-Trichloropropane	ND	0.50	0.29	ug/L							
1,2-Dichlorobenzene	ND	0.50	0.20	ug/L							
1,2-Dichloroethane	ND	0.50	0.21	ug/L							
1,2-Dichloropropane	ND	0.50	0.19	ug/L							
1,3-Dichlorobenzene	ND	0.50	0.15	ug/L							
1,4-Dichlorobenzene	ND	0.50	0.072	ug/L							
2-Butanone(MEK)	ND	3.0	1.2	ug/L							
2-Hexanone	ND	5.0	1.2	ug/L							
4-Methyl-2-Pentanone(MIBK)	ND	5.0	0.95	ug/L							
Acetone	ND	10	5.0	ug/L							
Benzene	ND	0.50	0.14	ug/L							
Bromodichloromethane	ND	0.50	0.11	ug/L							
Bromoform	ND	1.0	0.50	ug/L							
Bromomethane	ND	0.50	0.48	ug/L							
Carbon Disulfide	ND	0.50	0.36	ug/L							
Carbon Tetrachloride	ND	0.50	0.15	ug/L							
Chlorobenzene	ND	0.50	0.23	ug/L							
Chloroethane	ND	0.50	0.35	ug/L							
Chloroform	ND	0.50	0.46	ug/L							
Chloromethane	ND	0.50	0.36	ug/L							
cis-1,2-Dichloroethene	ND	0.50	0.18	ug/L							
cis-1,3-Dichloropropene	ND	0.50	0.30	ug/L							
Dibromochloromethane	ND	0.50	0.37	ug/L							
Ethylbenzene	ND	0.50	0.26	ug/L							
Methyl tert Butyl Ether	ND	5.0	0.43	ug/L							
Methylene Chloride	ND	3.0	0.15	ug/L							
Styrene	ND	0.50	0.22	ug/L							
Tetrachloroethene	ND	0.50	0.23	ug/L							
Toluene	ND	0.50	0.22	ug/L							
trans-1,2-Dichloroethene	ND	0.50	0.10	ug/L							
trans-1,3-Dichloropropene	ND	0.50	0.24	ug/L							

Client Name: Tetra Tech, Inc. - San Bernardino
Contact: Mark Feldman
Address: 301 E. Vanderbilt Way Suite 450
San Bernardino, CA 92408

Report Date: 09-Feb-2011

Project Name: Tetra-Tech Lockheed
Project Number: [none]

Work Order Number: A1A1792

Received on Ice (Y/N): Yes Temp: 3 °C

Volatile Organic Compounds by EPA 8260B - Batch Quality Control

Analyte(s)	Result	RDL	MDL	Units	Spike Level	Source Result	%REC	%REC Limits	RPD	RPD Limit	Flag
Batch 1A31044 - Purge and Trap											
Blank (1A31044-BLK1)					Prepared: 01/31/11 Analyzed: 02/01/11						
Trichloroethene	ND	0.50	0.25	ug/L							
Trichlorofluoromethane	ND	5.0	0.16	ug/L							
Vinyl Acetate	ND	10	0.48	ug/L							
Vinyl Chloride	ND	0.50	0.13	ug/L							
Xylenes (m+p)	ND	0.50	0.36	ug/L							
Xylenes (ortho)	ND	0.50	0.41	ug/L							
1,4-Dioxane	ND	35	9.3	ug/L							
Surrogate: 1,2-Dichloroethane-d4	*10.3*			ug/L	*10.0*		*103*	*80-124*			
Surrogate: Bromofluorobenzene	*10.1*			ug/L	*10.0*		*101*	*80-120*			
Surrogate: Toluene-d8	*9.81*			ug/L	*10.0*		*98.1*	*80-120*			
LCS (1A31044-BS1)					Prepared & Analyzed: 01/31/11						
1,1-Dichloroethane	23.7	0.50	0.098	ug/L	25.0		94.6	70-130			
1,1-Dichloroethene	24.4	0.50	0.12	ug/L	25.0		97.5	70-130			
1,4-Dichlorobenzene	25.3	0.50	0.072	ug/L	25.0		101	70-130			
Benzene	25.9	0.50	0.14	ug/L	25.0		104	70-130			
Bromodichloromethane	24.8	0.50	0.11	ug/L	25.0		99.2	70-130			
Bromoform	25.1	1.0	0.50	ug/L	25.0		100	70-130			
Chloroform	26.0	0.50	0.46	ug/L	25.0		104	70-130			
Dibromochloromethane	25.0	0.50	0.37	ug/L	25.0		99.9	70-130			
Ethylbenzene	25.3	0.50	0.26	ug/L	25.0		101	70-130			
Methyl tert Butyl Ether	26.3	5.0	0.43	ug/L	25.0		105	70-130			
Tetrachloroethene	22.5	0.50	0.23	ug/L	25.0		90.0	70-130			
Toluene	24.2	0.50	0.22	ug/L	25.0		96.9	70-130			
Trichloroethene	24.6	0.50	0.25	ug/L	25.0		98.2	70-130			
Vinyl Chloride	25.2	0.50	0.13	ug/L	25.0		101	70-130			
Xylenes (m+p)	51.0	0.50	0.36	ug/L	50.0		102	70-130			
Xylenes (ortho)	25.6	0.50	0.41	ug/L	25.0		103	70-130			
Surrogate: 1,2-Dichloroethane-d4	*10.2*			ug/L	*10.0*		*102*	*80-124*			
Surrogate: Bromofluorobenzene	*9.90*			ug/L	*10.0*		*99.0*	*80-120*			
Surrogate: Toluene-d8	*9.86*			ug/L	*10.0*		*98.6*	*80-120*			

Client Name: Tetra Tech, Inc. - San Bernardino
Contact: Mark Feldman
Address: 301 E. Vanderbilt Way Suite 450
San Bernardino, CA 92408

Report Date: 09-Feb-2011

Project Name: Tetra-Tech Lockheed
Project Number: [none]

Work Order Number: A1A1792

Received on Ice (Y/N): Yes Temp: 3 °C

Volatile Organic Compounds by EPA 8260B - Batch Quality Control

Analyte(s)	Result	RDL	MDL	Units	Spike Level	Source Result	%REC	%REC Limits	RPD	RPD Limit	Flag
Batch 1A31044 - Purge and Trap											
LCS Dup (1A31044-BSD1)					Prepared & Analyzed: 01/31/11						
1,1-Dichloroethane	22.9	0.50	0.098	ug/L	25.0		91.6	70-130	3.31	20	
1,1-Dichloroethene	23.4	0.50	0.12	ug/L	25.0		93.7	70-130	3.93	20	
1,4-Dichlorobenzene	25.0	0.50	0.072	ug/L	25.0		99.8	70-130	1.43	20	
Benzene	25.1	0.50	0.14	ug/L	25.0		100	70-130	3.06	20	
Bromodichloromethane	24.4	0.50	0.11	ug/L	25.0		97.7	70-130	1.58	20	
Bromoform	24.0	1.0	0.50	ug/L	25.0		95.9	70-130	4.44	20	
Chloroform	25.0	0.50	0.46	ug/L	25.0		100	70-130	4.00	20	
Dibromochloromethane	24.8	0.50	0.37	ug/L	25.0		99.2	70-130	0.643	20	
Ethylbenzene	25.0	0.50	0.26	ug/L	25.0		99.9	70-130	1.19	20	
Methyl tert Butyl Ether	25.4	5.0	0.43	ug/L	25.0		102	70-130	3.25	20	
Tetrachloroethene	22.2	0.50	0.23	ug/L	25.0		88.8	70-130	1.34	20	
Toluene	23.9	0.50	0.22	ug/L	25.0		95.7	70-130	1.25	20	
Trichloroethene	23.7	0.50	0.25	ug/L	25.0		94.8	70-130	3.52	20	
Vinyl Chloride	24.2	0.50	0.13	ug/L	25.0		96.6	70-130	4.33	20	
Xylenes (m+p)	50.1	0.50	0.36	ug/L	50.0		100	70-130	1.76	20	
Xylenes (ortho)	25.1	0.50	0.41	ug/L	25.0		100	70-130	2.13	20	
Surrogate: 1,2-Dichloroethane-d4	*10.1*			ug/L	*10.0*		*101*	*80-124*			
Surrogate: Bromofluorobenzene	*10.0*			ug/L	*10.0*		*100*	*80-120*			
Surrogate: Toluene-d8	*9.83*			ug/L	*10.0*		*98.3*	*80-120*			
Duplicate (1A31044-DUP1)					**Source: A1A1640-02**	Prepared: 01/31/11		Analyzed: 02/01/11			
1,1,1,2-Tetrachloroethane	ND	0.50	0.14	ug/L		ND				40	
1,1,1-Trichloroethane	ND	0.50	0.12	ug/L		ND				40	
1,1,2,2-Tetrachloroethane	ND	0.50	0.29	ug/L		ND				40	
1,1,2-Trichloroethane	ND	0.50	0.31	ug/L		ND				40	
1,1-Dichloroethane	ND	0.50	0.098	ug/L		ND				40	
1,1-Dichloroethene	ND	0.50	0.12	ug/L		ND				40	
1,1-Dichloropropene	ND	0.50	0.14	ug/L		ND				40	
1,2,3-Trichloropropane	ND	0.50	0.29	ug/L		ND				40	
1,2,4-Trichlorobenzene	ND	0.50	0.34	ug/L		ND				40	
1,2-Dichlorobenzene	ND	0.50	0.20	ug/L		ND				40	
1,2-Dichloroethane	ND	0.50	0.21	ug/L		ND				40	
1,2-Dichloropropane	ND	0.50	0.19	ug/L		ND				40	
1,3-Dichlorobenzene	ND	0.50	0.15	ug/L		ND				40	
1,3-Dichloropropane	ND	0.50	0.22	ug/L		ND				40	
1,4-Dichlorobenzene	ND	0.50	0.072	ug/L		ND				40	
2,2-Dichloropropane	ND	0.50	0.49	ug/L		ND				40	

Client Name: Tetra Tech, Inc. - San Bernardino
Contact: Mark Feldman
Address: 301 E. Vanderbilt Way Suite 450
San Bernardino, CA 92408

Report Date: 09-Feb-2011

Project Name: Tetra-Tech Lockheed
Project Number: [none]

Work Order Number: A1A1792

Received on Ice (Y/N): Yes Temp: 3 °C

Volatile Organic Compounds by EPA 8260B - Batch Quality Control

Analyte(s)	Result	RDL	MDL	Units	Spike Level	Source Result	%REC	%REC Limits	RPD	RPD Limit	Flag
Batch 1A31044 - Purge and Trap											
Duplicate (1A31044-DUP1)			**Source: A1A1640-02**	Prepared: 01/31/11 Analyzed: 02/01/11							
2-Butanone(MEK)	ND	3.0	1.2	ug/L		ND				40	
2-Hexanone	ND	5.0	1.2	ug/L		ND				40	
4-Methyl-2-Pentanone(MIBK)	ND	5.0	0.95	ug/L		ND				40	
Acetone	ND	10	5.0	ug/L		ND				40	
Acetonitrile	ND	10	2.2	ug/L		ND				40	
Acrolein	ND	10	3.7	ug/L		ND				40	
Acrylonitrile	ND	10	3.3	ug/L		ND				40	
Allyl Chloride	ND	5.0	0.20	ug/L		ND				40	
Benzene	ND	0.50	0.14	ug/L		ND				40	
Bromochloromethane	ND	0.50	0.33	ug/L		ND				40	
Bromodichloromethane	ND	0.50	0.11	ug/L		ND				40	
Bromoform	ND	1.0	0.50	ug/L		ND				40	
Bromomethane	ND	0.50	0.48	ug/L		ND				40	
Carbon Disulfide	ND	0.50	0.36	ug/L		ND				40	
Carbon Tetrachloride	ND	0.50	0.15	ug/L		ND				40	
Chlorobenzene	ND	0.50	0.23	ug/L		ND				40	
Chloroethane	ND	0.50	0.35	ug/L		ND				40	
Chloroform	ND	0.50	0.46	ug/L		ND				40	
Chloromethane	ND	0.50	0.36	ug/L		ND				40	
Chloroprene	ND	10	0.21	ug/L		ND				40	
cis-1,2-Dichloroethene	ND	0.50	0.18	ug/L		ND				40	
cis-1,3-Dichloropropene	ND	0.50	0.30	ug/L		ND				40	
Dibromochloromethane	ND	0.50	0.37	ug/L		ND				40	
Dibromomethane	ND	0.50	0.16	ug/L		ND				40	
Dichlorodifluoromethane	ND	0.50	0.18	ug/L		ND				40	
Ethyl Methacrylate	ND	0.50	0.48	ug/L		ND				40	
Ethylbenzene	ND	0.50	0.26	ug/L		ND				40	
Iodomethane	ND	10	1.1	ug/L		ND				40	
Isobutyl Alcohol	ND	100	4.8	ug/L		ND				40	
Methacrylonitrile	ND	10	2.9	ug/L		ND				40	
Methyl Methacrylate	ND	5.0	0.96	ug/L		ND				40	
Methyl tert Butyl Ether	ND	5.0	0.43	ug/L		ND				40	
Methylene Chloride	0.280	3.0	0.15	ug/L		0.210			28.6	40	J
Naphthalene	ND	0.50	0.44	ug/L		ND				40	
Propionitrile	ND	200	3.7	ug/L		ND				40	
Styrene	ND	0.50	0.22	ug/L		ND				40	

Client Name: Tetra Tech, Inc. - San Bernardino
Contact: Mark Feldman
Address: 301 E. Vanderbilt Way Suite 450
San Bernardino, CA 92408

Report Date: 09-Feb-2011

Project Name: Tetra-Tech Lockheed
Project Number: [none]

Work Order Number: A1A1792

Received on Ice (Y/N): Yes Temp: 3 °C

Volatile Organic Compounds by EPA 8260B - Batch Quality Control

Analyte(s)	Result	RDL	MDL	Units	Spike Level	Source Result	%REC	%REC Limits	RPD	RPD Limit	Flag
Batch 1A31044 - Purge and Trap											
Duplicate (1A31044-DUP1)			**Source: A1A1640-02**		Prepared: 01/31/11	Analyzed: 02/01/11					
Tetrachloroethene	ND	0.50	0.23	ug/L		ND				40	
Toluene	ND	0.50	0.22	ug/L		ND				40	
trans-1,2-Dichloroethene	ND	0.50	0.10	ug/L		ND				40	
trans-1,3-Dichloropropene	ND	0.50	0.24	ug/L		ND				40	
trans-1,4-Dichloro-2-butene	ND	5.0	0.58	ug/L		ND				40	
Trichloroethene	ND	0.50	0.25	ug/L		ND				40	
Trichlorofluoromethane	ND	5.0	0.16	ug/L		ND				40	
Vinyl Acetate	ND	10	0.48	ug/L		ND				40	
Vinyl Chloride	ND	0.50	0.13	ug/L		ND				40	
Xylenes (m+p)	ND	0.50	0.36	ug/L		ND				40	
Xylenes (ortho)	ND	0.50	0.41	ug/L		ND				40	
Xylenes (total)	ND	1.0	0.41	ug/L		ND				200	
Surrogate: 1,2-Dichloroethane-d4	*10.4*			ug/L	*10.0*		*104*	*80-124*			
Surrogate: Bromofluorobenzene	*10.1*			ug/L	*10.0*		*101*	*80-120*			
Surrogate: Toluene-d8	*9.76*			ug/L	*10.0*		*97.6*	*80-120*			
Matrix Spike (1A31044-MS1)			**Source: A1A1796-01**		Prepared & Analyzed: 01/31/11						
1,1-Dichloroethane	24.8	0.50	0.098	ug/L	25.0	ND	99.0	70-130			
1,1-Dichloroethene	26.5	0.50	0.12	ug/L	25.0	ND	106	70-130			
1,4-Dichlorobenzene	25.6	0.50	0.072	ug/L	25.0	ND	102	70-130			
Benzene	27.3	0.50	0.14	ug/L	25.0	ND	109	70-130			
Bromodichloromethane	26.9	0.50	0.11	ug/L	25.0	ND	108	70-130			
Bromoform	26.3	1.0	0.50	ug/L	25.0	ND	105	70-130			
Chloroform	27.0	0.50	0.46	ug/L	25.0	ND	108	70-130			
Dibromochloromethane	26.8	0.50	0.37	ug/L	25.0	ND	107	70-130			
Ethylbenzene	27.4	0.50	0.26	ug/L	25.0	ND	109	70-130			
Methyl tert Butyl Ether	26.6	5.0	0.43	ug/L	25.0	ND	106	70-130			
Tetrachloroethene	25.3	0.50	0.23	ug/L	25.0	ND	101	70-130			
Toluene	26.3	0.50	0.22	ug/L	25.0	ND	105	70-130			
Trichloroethene	27.3	0.50	0.25	ug/L	25.0	ND	109	70-130			
Vinyl Chloride	26.6	0.50	0.13	ug/L	25.0	ND	106	70-130			
Xylenes (m+p)	54.2	0.50	0.36	ug/L	50.0	ND	108	70-130			
Xylenes (ortho)	27.0	0.50	0.41	ug/L	25.0	ND	108	70-130			
Surrogate: 1,2-Dichloroethane-d4	*9.68*			ug/L	*10.0*		*96.8*	*80-124*			
Surrogate: Bromofluorobenzene	*9.93*			ug/L	*10.0*		*99.3*	*80-120*			
Surrogate: Toluene-d8	*9.86*			ug/L	*10.0*		*98.6*	*80-120*			

Client Name: Tetra Tech, Inc. - San Bernardino
Contact: Mark Feldman
Address: 301 E. Vanderbilt Way Suite 450
San Bernardino, CA 92408

Report Date: 09-Feb-2011

Project Name: Tetra-Tech Lockheed
Project Number: [none]

Work Order Number: A1A1792

Received on Ice (Y/N): Yes Temp: 3 °C

Semivolatile Organic Compounds by EPA 8270C SIM - Batch Quality Control

Analyte(s)	Result	RDL	MDL	Units	Spike Level	Source Result	%REC	%REC Limits	RPD	RPD Limit	Flag
Batch 1A26025 - EPA 3520C											
Blank (1A26025-BLK1)					Prepared: 01/26/11 Analyzed: 01/31/11						
1,4-Dioxane	ND	0.20	0.10	ug/L							
LCS (1A26025-BS1)					Prepared: 01/26/11 Analyzed: 01/31/11						
1,4-Dioxane	0.480	0.20	0.10	ug/L	0.500		96.0	85-115			
LCS Dup (1A26025-BSD1)					Prepared: 01/26/11 Analyzed: 01/31/11						
1,4-Dioxane	0.485	0.20	0.10	ug/L	0.500		97.0	85-115	1.04	20	
Matrix Spike (1A26025-MS1)			**Source: A1A2109-01**		Prepared: 01/26/11 Analyzed: 01/31/11						
1,4-Dioxane	1.33	0.20	0.10	ug/L	1.00	0.510	82.0	85-115			QMout
Matrix Spike Dup (1A26025-MSD1)			**Source: A1A2109-01**		Prepared: 01/26/11 Analyzed: 01/31/11						
1,4-Dioxane	1.34	0.20	0.10	ug/L	1.00	0.510	83.0	85-115	0.749	20	QMout

E.S.BABCOCK&Sons,Inc.
Environmental Laboratories est 1906

Client Name: Tetra Tech, Inc. - San Bernardino
Contact: Mark Feldman
Address: 301 E. Vanderbilt Way Suite 450
San Bernardino, CA 92408

Project Name: Tetra-Tech Lockheed
Project Number: [none]

Work Order Number: A1A1792

Report Date: 09-Feb-2011

Received on Ice (Y/N): Yes Temp: 3 °C

Notes and Definitions

J	Estimated value
QMout	MS and/or MSD recovery did not meet laboratory acceptance criteria.
QOcal	The concentration indicated for this analyte is an estimated value above the calibration range of the instrument.
ND:	Analyte NOT DETECTED at or above the Method Detection Limit **(if MDL is reported)**, otherwise at or above the Reportable Detection Limit (RDL)
NR:	Not Reported
RDL:	Reportable Detection Limit
MDL:	Method Detection Limit

* / (Non-NELAP): NELAP does not offer accreditation for this analyte/method/matrix combination

Approval

Enclosed are the analytical results for the submitted sample(s). Babcock Laboratories certify the data presented as part of this report meet the minimum quality standards in the referenced analytical methods. Any exceptions have been noted. Babcock Laboratories and its officers and employees assume no responsibility and make no warranty, express or implied, for uses or interpretations made by any recipients, intended or unintended, of this report.

Lorenzo Rodriguez

Lorenzo (Z) Rodriguez

Project Manager

cc:

ESB_ mdl_PDF

E.S.BABCOCK&Sons,Inc.
Environmental Laboratories est 1906

Client Name: Tetra Tech, Inc. - San Bernardino
Contact: Mark Feldman
Address: 301 E. Vanderbilt Way Suite 450
San Bernardino, CA 92408

Report Date: 09-Feb-2011

Analytical Report: Page 12 of 12
Project Name: Tetra-Tech Lockheed
Project Number: [none]

Work Order Number: A1A1792

Received on Ice (Y/N): Yes Temp: 3 °C

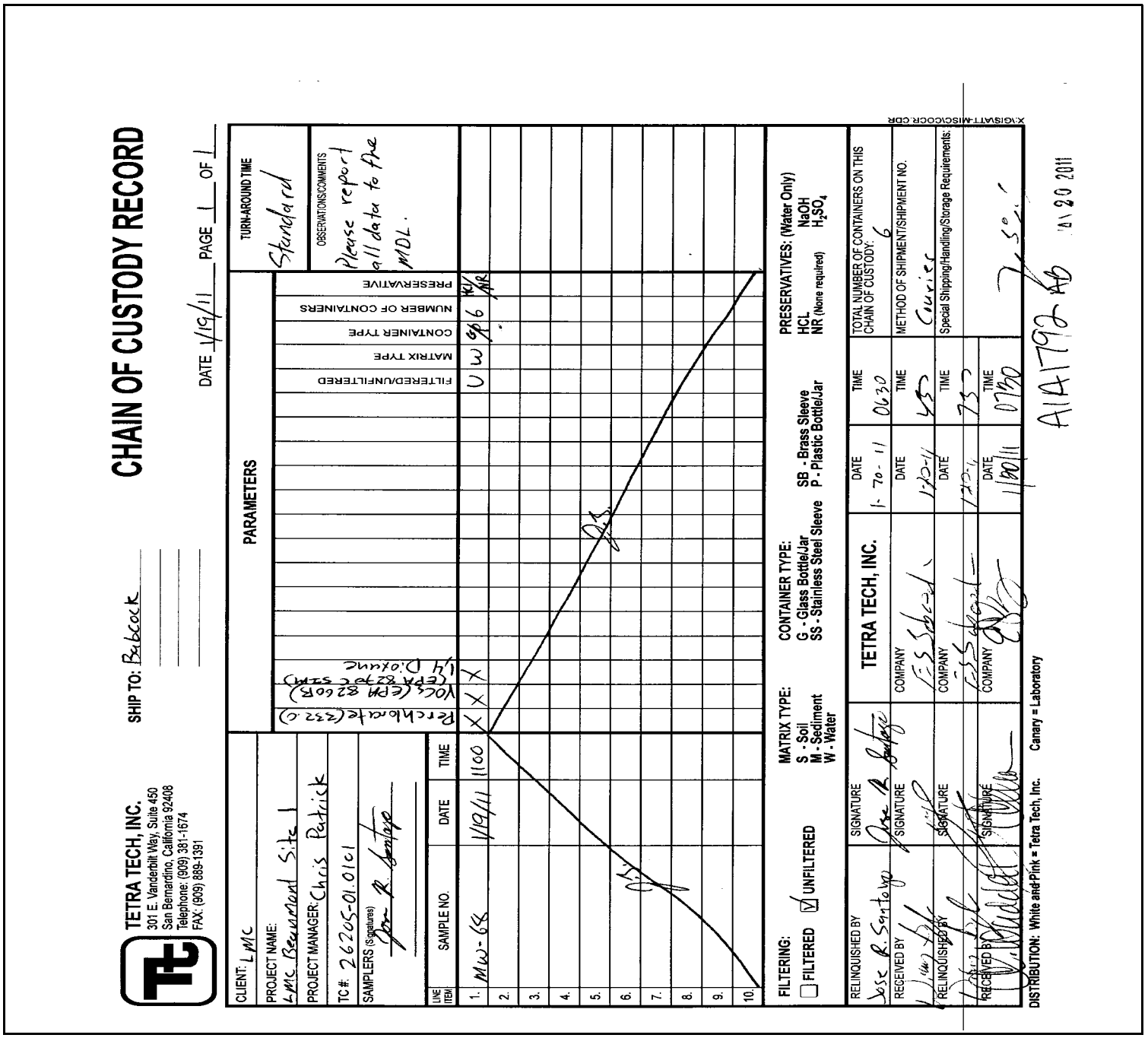

CHAIN OF CUSTODY RECORD

TETRA TECH, INC.
301 E. Vanderbilt Way, Suite 450
San Bernardino, California 92408
Telephone: (909) 381-1674
FAX: (909) 889-1391

SHIP TO: Babcock

DATE 1/19/11 PAGE 1 OF 1

CLIENT: LMC
PROJECT NAME: LMC Beaumont Site 1
PROJECT MANAGER: Chris Patrick
TC#: 26205-01.0101
SAMPLERS (Signatures): Jose R. Santoyo

TURN-AROUND TIME: Standard

OBSERVATIONS/COMMENTS: Please report all data to the MDL.

PARAMETERS

LINE ITEM	SAMPLE NO.	DATE	TIME	Perchlorate (332.0)	VOCs (EPA 8260B)	(EPA 8270C SIM) 1,4 Dioxane	FILTERED/UNFILTERED	MATRIX TYPE	CONTAINER TYPE	NUMBER OF CONTAINERS	PRESERVATIVE
1.	MW-68	1/19/11	1100	X	X	X	U	W	G/P	6	HCl/NR
2.											
3.											
4.											
5.											
6.											
7.											
8.											
9.											
10.											

J.S.

J.S.

FILTERING: ☐ FILTERED ☑ UNFILTERED

MATRIX TYPE: S - Soil, M - Sediment, W - Water

CONTAINER TYPE: G - Glass Bottle/Jar, SS - Stainless Steel Sleeve, SB - Brass Sleeve, P - Plastic Bottle/Jar

PRESERVATIVES: (Water Only) HCL, NR (None required), NaOH, H_2SO_4

RELINQUISHED BY	SIGNATURE	TETRA TECH, INC.	DATE	TIME	TOTAL NUMBER OF CONTAINERS ON THIS CHAIN OF CUSTODY: 6
Jose R. Santoyo	Jose R. Santoyo		1-20-11	0630	
RECEIVED BY	SIGNATURE	COMPANY	DATE	TIME	METHOD OF SHIPMENT/SHIPMENT NO.
[signature]	[signature]	E.S. Babcock	1-20-11	450	Courier
RELINQUISHED BY	SIGNATURE	COMPANY	DATE	TIME	Special Shipping/Handling/Storage Requirements:
[signature]	[signature]	E.S. Babcock	1-20-11	730	
RECEIVED BY	SIGNATURE	COMPANY	DATE	TIME	
[signature]	[signature]	[signature]	1/20/11	0730	

DISTRIBUTION: White and Pink = Tetra Tech, Inc. Canary = Laboratory

X:\GIS\ATT-MISC\COCR.CDR

A1A1792 AB

JAN 20 2011

E.S.BABCOCK&Sons,Inc.
Environmental Laboratories est 1906

Client Name: Tetra Tech, Inc. - San Bernardino
Contact: Mark Feldman
Address: 301 E. Vanderbilt Way Suite 450
San Bernardino, CA 92408

Report Date: 24-Jan-2011

Analytical Report: Page 1 of 12
Project Name: Tetra-Tech Lockheed
Project Number: [none]

Work Order Number: A1A0671

Received on Ice (Y/N): Yes Temp: 3 °C

Attached is the analytical report for the sample(s) received for your project. Below is a list of the individual sample descriptions with the corresponding laboratory number(s). Also, enclosed is a copy of the Chain of Custody document (if received with your sample(s)). Please note any unused portion of the sample(s) may be responsibly discarded after 30 days from the above report date, unless you have requested otherwise.

Thank you for the opportunity to serve your analytical needs. If you have any questions or concerns regarding this report please contact our client service department.

Sample Identification

Lab Sample #	Client Sample ID	Matrix	Date Sampled	By	Date Submitted	By
A1A0671-01	F33-TW2 LMC Beaumont Site 1, GW Sampling	Liquid	01/07/11 11:12	PH/RS	01/07/11 16:25	William Bayle
A1A0671-02	F33-TW2-F LMC Beaumont Site 1, GW Sampling	Liquid	01/07/11 11:12	PH/RS	01/07/11 16:25	William Bayle
A1A0671-03	F33-TW6 LMC Beaumont Site 1, GW Sampling	Liquid	01/07/11 13:50	PH/RS	01/07/11 16:25	William Bayle
A1A0671-04	F33-TW6-F LMC Beaumont Site 1, GW Sampling	Liquid	01/07/11 13:50	PH/RS	01/07/11 16:25	William Bayle

The following samples were split from an unpreserved container at the laboratory after submittal and preserved appropriately. Federal guidelines (40CFR Parts 136 and 141) instruct preservation be performed on a separate container collected at site:

A1A0671-01

A1A0671-03

Client Name: Tetra Tech, Inc. - San Bernardino
Contact: Mark Feldman
Address: 301 E. Vanderbilt Way Suite 450
San Bernardino, CA 92408

Report Date: 24-Jan-2011

Project Name: Tetra-Tech Lockheed
Project Number: [none]

Work Order Number: A1A0671

Received on Ice (Y/N): Yes Temp: 3 °C

Laboratory Reference Number

A1A0671-01

Sample Description	Matrix	Sampled Date/Time	Received Date/Time
F33-TW2 LMC Beaumont Site 1, GW Sampling	Liquid	01/07/11 11:12	01/07/11 16:25

Analyte(s)	Result	RDL	MDL	Units	Method	Analysis Date	Analyst	Flag
Anions								
Total Alkalinity	300	3.0	1.7	mg/L	SM 2320B	01/13/11 16:00	lgt	
Hydroxide	ND	3.0	1.7	mg/L	SM 2320B	01/13/11 16:00	lgt	
Carbonate	ND	3.0	1.7	mg/L	SM 2320B	01/13/11 16:00	lgt	
Bicarbonate	370	3.0	1.7	mg/L	SM 2320B	01/13/11 16:00	lgt	
Chloride	17	1.0	0.50	mg/L	EPA 300.0	01/08/11 00:40	ss	Nconf
Solids								
Total Dissolved Solids	480	20	11	mg/L	SM 2540C	01/13/11 14:45	srp	
Oxyhalides								
Chlorate	ND	1.0	1.0	ug/L*	EPA 332.0-M	01/19/11 16:40	aa	
Nutrients								
Nitrite as N	ND	0.10	0.017	mg/L	SM 4500NO2 B	01/07/11 21:10	ara	

E.S.BABCOCK&Sons,Inc.
Environmental Laboratories est 1906

Client Name: Tetra Tech, Inc. - San Bernardino
Contact: Mark Feldman
Address: 301 E. Vanderbilt Way Suite 450
San Bernardino, CA 92408

Report Date: 24-Jan-2011

Project Name: Tetra-Tech Lockheed
Project Number: [none]

Work Order Number: A1A0671

Received on Ice (Y/N): Yes Temp: 3 °C

Laboratory Reference Number

A1A0671-02

Sample Description	Matrix	Sampled Date/Time	Received Date/Time
F33-TW2-F LMC Beaumont Site 1, GW Sampling	Liquid	01/07/11 11:12	01/07/11 16:25

Analyte(s)	Result	RDL	MDL	Units	Method	Analysis Date	Analyst	Flag
Metals and Metalloids; EPA SW846 Series								
Manganese	420	10	0.24	ug/L	EPA 6010B	01/13/11 16:05	lmt	

E.S.BABCOCK&Sons,Inc.
Environmental Laboratories est 1906

Client Name: Tetra Tech, Inc. - San Bernardino
Contact: Mark Feldman
Address: 301 E. Vanderbilt Way Suite 450
San Bernardino, CA 92408

Report Date: 24-Jan-2011

Project Name: Tetra-Tech Lockheed
Project Number: [none]

Work Order Number: A1A0671

Received on Ice (Y/N): Yes Temp: 3 °C

Laboratory Reference Number

A1A0671-03

Sample Description	Matrix	Sampled Date/Time	Received Date/Time
F33-TW6 LMC Beaumont Site 1, GW Sampling	Liquid	01/07/11 13:50	01/07/11 16:25

Analyte(s)	Result	RDL	MDL	Units	Method	Analysis Date	Analyst	Flag
Anions								
Total Alkalinity	280	3.0	1.7	mg/L	SM 2320B	01/13/11 16:00	lgt	
Hydroxide	ND	3.0	1.7	mg/L	SM 2320B	01/13/11 16:00	lgt	
Carbonate	ND	3.0	1.7	mg/L	SM 2320B	01/13/11 16:00	lgt	
Bicarbonate	340	3.0	1.7	mg/L	SM 2320B	01/13/11 16:00	lgt	
Chloride	12	1.0	0.50	mg/L	EPA 300.0	01/08/11 00:48	ss	Nconf
Solids								
Total Dissolved Solids	380	20	11	mg/L	SM 2540C	01/13/11 14:45	srp	
Oxyhalides								
Chlorate	ND	1.0	1.0	ug/L*	EPA 332.0-M	01/19/11 16:40	aa	
Nutrients								
Nitrite as N	ND	0.10	0.017	mg/L	SM 4500NO2 B	01/07/11 21:10	ara	

E.S.BABCOCK&Sons,Inc.
Environmental Laboratories est 1906

Client Name: Tetra Tech, Inc. - San Bernardino
Contact: Mark Feldman
Address: 301 E. Vanderbilt Way Suite 450
San Bernardino, CA 92408

Report Date: 24-Jan-2011

Project Name: Tetra-Tech Lockheed
Project Number: [none]

Work Order Number: A1A0671

Received on Ice (Y/N): Yes Temp: 3 °C

Laboratory Reference Number

A1A0671-04

Sample Description	Matrix	Sampled Date/Time	Received Date/Time
F33-TW6-F LMC Beaumont Site 1, GW Sampling	Liquid	01/07/11 13:50	01/07/11 16:25

Analyte(s)	Result	RDL	MDL	Units	Method	Analysis Date	Analyst	Flag
Metals and Metalloids; EPA SW846 Series								
Manganese	180	10	0.24	ug/L	EPA 6010B	01/13/11 16:12	lmt	

Client Name: Tetra Tech, Inc. - San Bernardino
Contact: Mark Feldman
Address: 301 E. Vanderbilt Way Suite 450
San Bernardino, CA 92408

Report Date: 24-Jan-2011

Project Name: Tetra-Tech Lockheed
Project Number: [none]

Work Order Number: A1A0671

Received on Ice (Y/N): Yes Temp: 3 °C

Anions - Batch Quality Control

Analyte(s)	Result	RDL	MDL	Units	Spike Level	Source Result	%REC	%REC Limits	RPD	RPD Limit	Flag
Batch 1A07053 - Analyzed as received											
Blank (1A07053-BLK1)					Prepared & Analyzed: 01/07/11						
Chloride	ND	1.0	0.50	mg/L							
LCS (1A07053-BS1)					Prepared & Analyzed: 01/07/11						
Chloride	49.2	1.0	0.50	mg/L	50.0		98.4	90-110			
Matrix Spike (1A07053-MS1)					**Source: A1A0662-01** Prepared & Analyzed: 01/07/11						
Chloride	216	1.0	0.50	mg/L	50.0	163	107	90-122			
Matrix Spike Dup (1A07053-MSD1)					**Source: A1A0662-01** Prepared & Analyzed: 01/07/11						
Chloride	215	1.0	0.50	mg/L	50.0	163	104	90-122	0.528	20	
Batch 1A13024 - Analyzed as received											
Blank (1A13024-BLK1)					Prepared & Analyzed: 01/13/11						
Total Alkalinity	ND	3.0	1.7	mg/L							
Hydroxide	ND	3.0	1.7	mg/L							
Carbonate	ND	3.0	1.7	mg/L							
Bicarbonate	ND	3.0	1.7	mg/L							
LCS (1A13024-BS1)					Prepared & Analyzed: 01/13/11						
Total Alkalinity	458	3.0	1.7	mg/L	472		97.0	95-105			
Carbonate	268	3.0	1.7	mg/L	272		98.5	95-105			
Duplicate (1A13024-DUP1)					**Source: A1A1133-01** Prepared & Analyzed: 01/13/11						
Total Alkalinity	291	3.0	1.7	mg/L		292			0.343	20	
Hydroxide	ND	3.0	1.7	mg/L		ND				20	
Carbonate	ND	3.0	1.7	mg/L		ND				20	
Bicarbonate	355	3.0	1.7	mg/L		356			0.281	20	

Client Name: Tetra Tech, Inc. - San Bernardino
Contact: Mark Feldman
Address: 301 E. Vanderbilt Way Suite 450
San Bernardino, CA 92408

Report Date: 24-Jan-2011

Project Name: Tetra-Tech Lockheed
Project Number: [none]

Work Order Number: A1A0671

Received on Ice (Y/N): Yes Temp: 3 °C

Solids - Batch Quality Control

Analyte(s)	Result	RDL	MDL	Units	Spike Level	Source Result	%REC	%REC Limits	RPD	RPD Limit	Flag
Batch 1A13029 - Analyzed as received											
Blank (1A13029-BLK1)					Prepared & Analyzed: 01/13/11						
Total Dissolved Solids	7.00	10	5.5	mg/L							J
LCS (1A13029-BS1)					Prepared & Analyzed: 01/13/11						
Total Dissolved Solids	740	20	11	mg/L	746		99.2	90-110			
Duplicate (1A13029-DUP1)					**Source: A1A0643-05** Prepared & Analyzed: 01/13/11						
Total Dissolved Solids	217	20	11	mg/L		202			7.16	20	
Duplicate (1A13029-DUP2)					**Source: A1A0844-01** Prepared & Analyzed: 01/13/11						
Total Dissolved Solids	401	20	11	mg/L		381			5.12	20	

E.S.BABCOCK&Sons,Inc.
Environmental Laboratories est 1906

Client Name: Tetra Tech, Inc. - San Bernardino
Contact: Mark Feldman
Address: 301 E. Vanderbilt Way Suite 450
San Bernardino, CA 92408

Report Date: 24-Jan-2011

Project Name: Tetra-Tech Lockheed
Project Number: [none]

Work Order Number: A1A0671

Received on Ice (Y/N): Yes Temp: 3 °C

Oxyhalides - Batch Quality Control

Analyte(s)	Result	RDL	MDL	Units	Spike Level	Source Result	%REC	%REC Limits	RPD	RPD Limit	Flag
Batch 1A17071 - Analyzed as received											
Blank (1A17071-BLK1)					Prepared: 01/17/11 Analyzed: 01/19/11						
Chlorate	ND	1.0	1.0	ug/L*							
LCS (1A17071-BS1)					Prepared: 01/17/11 Analyzed: 01/19/11						
Chlorate	11.5	1.0	1.0	ug/L*	10.0		115	80-120			
Duplicate (1A17071-DUP1)				**Source: A1A1289-01**	Prepared: 01/17/11 Analyzed: 01/19/11						
Chlorate	ND	1.0	1.0	ug/L*		ND				20	
Matrix Spike (1A17071-MS1)				**Source: A1A1289-01**	Prepared: 01/17/11 Analyzed: 01/19/11						
Chlorate	8.43	1.0	1.0	ug/L*	10.0	ND	84.3	80-120			
Matrix Spike Dup (1A17071-MSD1)				**Source: A1A1289-01**	Prepared: 01/17/11 Analyzed: 01/19/11						
Chlorate	9.58	1.0	1.0	ug/L*	10.0	ND	95.8	80-120	12.7	20	

E.S.BABCOCK&Sons,Inc.
Environmental Laboratories est 1906

Client Name: Tetra Tech, Inc. - San Bernardino
Contact: Mark Feldman
Address: 301 E. Vanderbilt Way Suite 450
San Bernardino, CA 92408

Report Date: 24-Jan-2011

Project Name: Tetra-Tech Lockheed
Project Number: [none]

Work Order Number: A1A0671

Received on Ice (Y/N): Yes Temp: 3 °C

Nutrients - Batch Quality Control

Analyte(s)	Result	RDL	MDL	Units	Spike Level	Source Result	%REC	%REC Limits	RPD	RPD Limit	Flag
Batch 1A07023 - Filter if turbid.											
LCS (1A07023-BS1)					Prepared & Analyzed: 01/07/11						
Nitrite as N	0.990	0.10	0.017	mg/L	1.00		99.0	90-110			
Matrix Spike (1A07023-MS1)			**Source: A1A0552-03**		Prepared & Analyzed: 01/07/11						
Nitrite as N	0.960	0.10	0.017	mg/L	1.00	ND	96.0	80-120			
Matrix Spike Dup (1A07023-MSD1)			**Source: A1A0552-03**		Prepared & Analyzed: 01/07/11						
Nitrite as N	0.990	0.10	0.017	mg/L	1.00	ND	99.0	80-120	3.08	20	

Client Name: Tetra Tech, Inc. - San Bernardino
Contact: Mark Feldman
Address: 301 E. Vanderbilt Way Suite 450
San Bernardino, CA 92408

Report Date: 24-Jan-2011

Project Name: Tetra-Tech Lockheed
Project Number: [none]

Work Order Number: A1A0671

Received on Ice (Y/N): Yes Temp: 3 °C

Metals and Metalloids; EPA SW846 Series - Batch Quality Control

Analyte(s)	Result	RDL	MDL	Units	Spike Level	Source Result	%REC	%REC Limits	RPD	RPD Limit	Flag
Batch 1A12037 - EPA 200.2 SOP M02C											
Blank (1A12037-BLK1)					Prepared & Analyzed: 01/13/11						
Manganese	ND	10	0.24	ug/L							
LCS (1A12037-BS1)					Prepared & Analyzed: 01/13/11						
Manganese	142	10	0.24	ug/L	150		94.8	85-115			
Matrix Spike (1A12037-MS1)				**Source: A1A0851-10**	Prepared & Analyzed: 01/13/11						
Manganese	141	10	0.24	ug/L	150	ND	94.1	75-125			
Matrix Spike Dup (1A12037-MSD1)				**Source: A1A0851-10**	Prepared & Analyzed: 01/13/11						
Manganese	143	10	0.24	ug/L	150	ND	95.6	75-125	1.60	20	

E.S.BABCOCK&Sons,Inc.
Environmental Laboratories est 1906

Client Name: Tetra Tech, Inc. - San Bernardino
Contact: Mark Feldman
Address: 301 E. Vanderbilt Way Suite 450
San Bernardino, CA 92408

Project Name: Tetra-Tech Lockheed
Project Number: [none]

Work Order Number: A1A0671

Report Date: 24-Jan-2011

Received on Ice (Y/N): Yes Temp: 3 °C

Notes and Definitions

J	Estimated value
Nconf	Result(s) confirmed by re-analysis.
ND:	Analyte NOT DETECTED at or above the Method Detection Limit **(if MDL is reported)**, otherwise at or above the Reportable Detection Limit (RDL)
NR:	Not Reported
RDL:	Reportable Detection Limit
MDL:	Method Detection Limit

* / (Non-NELAP): NELAP does not offer accreditation for this analyte/method/matrix combination

Approval

Enclosed are the analytical results for the submitted sample(s). Babcock Laboratories certify the data presented as part of this report meet the minimum quality standards in the referenced analytical methods. Any exceptions have been noted. Babcock Laboratories and its officers and employees assume no responsibility and make no warranty, express or implied, for uses or interpretations made by any recipients, intended or unintended, of this report.

Lorenzo Rodriguez

Lorenzo (Z) Rodriguez

Project Manager

cc:

ESB_ mdl_PDF

E.S.BABCOCK&Sons,Inc.
Environmental Laboratories est 1906

Client Name: Tetra Tech, Inc. - San Bernardino
Contact: Mark Feldman
Address: 301 E. Vanderbilt Way Suite 450
San Bernardino, CA 92408

Report Date: 24-Jan-2011

Analytical Report: Page 12 of 12
Project Name: Tetra-Tech Lockheed
Project Number: [none]

Work Order Number: A1A0671

Received on Ice (Y/N): Yes Temp: 3 °C

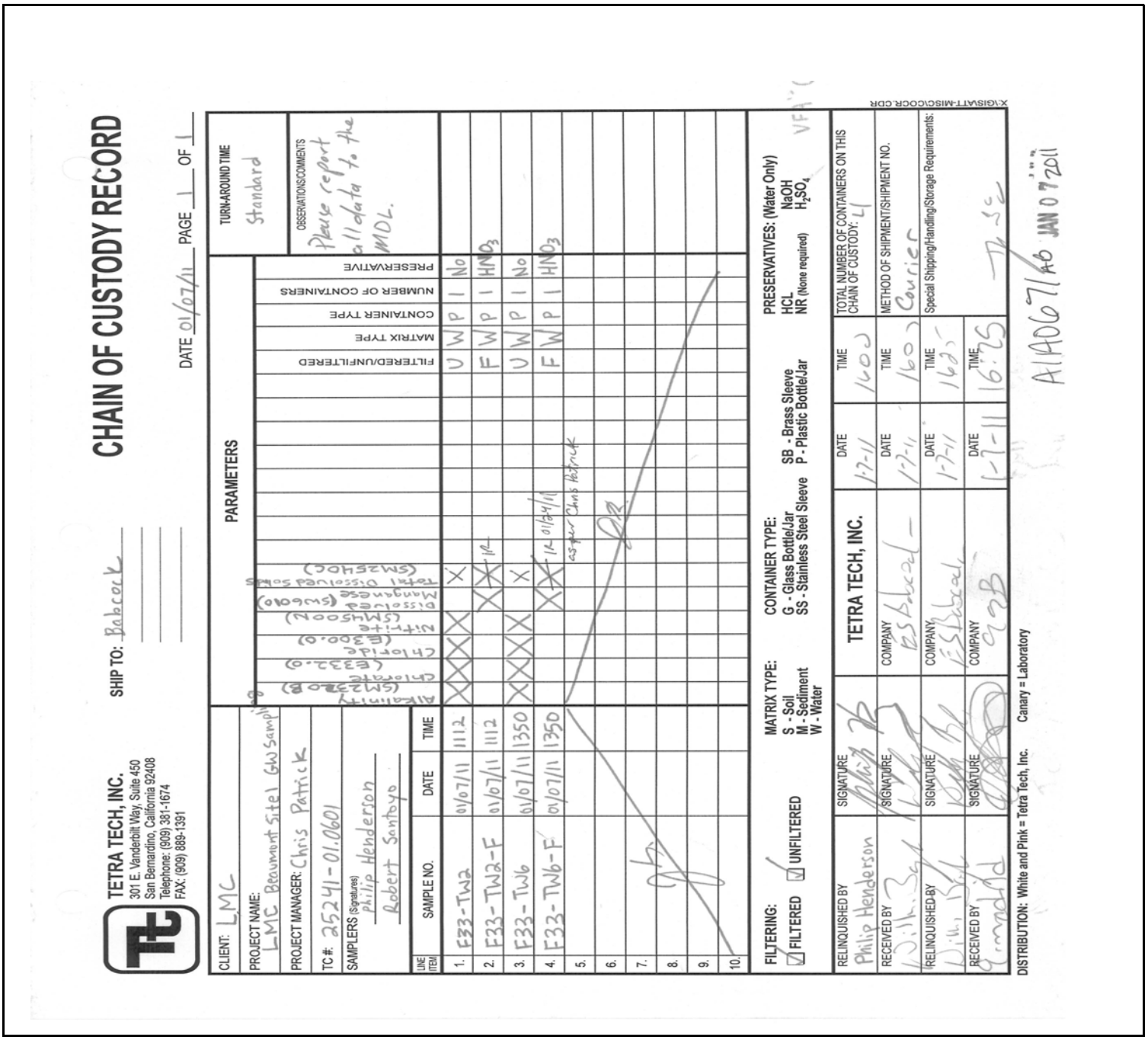

CHAIN OF CUSTODY RECORD

DATE 01/07/11 PAGE 1 OF 1

TETRA TECH, INC.
301 E. Vanderbilt Way, Suite 450
San Bernardino, California 92408
Telephone: (909) 381-1674
FAX: (909) 889-1391

SHIP TO: Babcock

CLIENT: LMC
PROJECT NAME: LMC Beaumont Steel GW Sampling
PROJECT MANAGER: Chris Patrick
TC #: 25241-01.0601
SAMPLERS (Signatures) Philip Henderson, Robert Santoyo

PARAMETERS: Alkalinity (SM2320B), Chloride (E300.0), Chloride (E332.0), Nitrate (SM4500), Manganese Dissolved (SW6010), Total Dissolved Solids (SM2540C)

LINE ITEM	SAMPLE NO.	DATE	TIME	FILTERED/UNFILTERED	MATRIX TYPE	CONTAINER TYPE	NUMBER OF CONTAINERS	PRESERVATIVE
1.	E33-TW2	01/07/11	1112	U	W	P	1	No
2.	E33-TW2-F	01/07/11	1112	F	W	P	1	HNO_3
3.	E33-TW6	01/07/11	1350	U	W	P	1	No
4.	E33-TW6-F	01/07/11	1350	F	W	P	1	HNO_3
5.								
6.								
7.								
8.								
9.								
10.								

TURN-AROUND TIME: Standard

OBSERVATIONS/COMMENTS: Please report all data to the MDL.

FILTERING: ☑ FILTERED ☑ UNFILTERED

MATRIX TYPE: S - Soil, M - Sediment, W - Water

CONTAINER TYPE: G - Glass Bottle/Jar, SS - Stainless Steel Sleeve, SB - Brass Sleeve, P - Plastic Bottle/Jar

PRESERVATIVES: (Water Only) HCL, NaOH, NR (None required), H_2SO_4

	SIGNATURE	COMPANY	DATE	TIME
RELINQUISHED BY	Philip Henderson	TETRA TECH, INC.	1-7-11	1400
RECEIVED BY		ESBabcock	1-7-11	1600
RELINQUISHED BY		ESBabcock	1-7-11	1600
RECEIVED BY		ESBabcock	1-7-11	16:25

TOTAL NUMBER OF CONTAINERS ON THIS CHAIN OF CUSTODY: 4

METHOD OF SHIPMENT/SHIPMENT NO.: Courier

Special Shipping/Handling/Storage Requirements:

DISTRIBUTION: White and Pink = Tetra Tech, Inc. Canary = Laboratory

A1A0671 JAN 07 2011

E.S.BABCOCK&Sons,Inc.
Environmental Laboratories est 1906

Client Name: Tetra Tech, Inc. - San Bernardino
Contact: Mark Feldman
Address: 301 E. Vanderbilt Way Suite 450
San Bernardino, CA 92408

Report Date: 28-Jan-2011

Analytical Report: Page 1 of 43
Project Name: Tetra-Tech Lockheed
Project Number: [none]

Work Order Number: A1A0851

Received on Ice (Y/N): Yes Temp: 3 °C

Attached is the analytical report for the sample(s) received for your project. Below is a list of the individual sample descriptions with the corresponding laboratory number(s). Also, enclosed is a copy of the Chain of Custody document (if received with your sample(s)). Please note any unused portion of the sample(s) may be responsibly discarded after 30 days from the above report date, unless you have requested otherwise.

Thank you for the opportunity to serve your analytical needs. If you have any questions or concerns regarding this report please contact our client service department.

Sample Identification

Lab Sample #	Client Sample ID	Matrix	Date Sampled	By	Date Submitted	By
A1A0851-01	MW-82 LMC Beaumont Site 1	Liquid	01/10/11 09:27	Jose R. Santoya	01/11/11 07:40	William Bayle
A1A0851-02	MW-82-F LMC Beaumont Site 1	Liquid	01/10/11 09:27	Jose R. Santoya	01/11/11 07:40	William Bayle
A1A0851-03	MW-83 LMC Beaumont Site 1	Liquid	01/10/11 09:59	Jose R. Santoya	01/11/11 07:40	William Bayle
A1A0851-04	MW-83-F LMC Beaumont Site 1	Liquid	01/10/11 09:59	Jose R. Santoya	01/11/11 07:40	William Bayle
A1A0851-05	MW-49-F LMC Beaumont Site 1	Liquid	01/10/11 11:47	Jose R. Santoya	01/11/11 07:40	William Bayle
A1A0851-06	MW-49 LMC Beaumont Site 1	Liquid	01/10/11 11:47	Jose R. Santoya	01/11/11 07:40	William Bayle
A1A0851-07	MW-49-DUP-F LMC Beaumont Site 1	Liquid	01/10/11 12:00	Jose R. Santoya	01/11/11 07:40	William Bayle
A1A0851-08	MW-49-DUP LMC Beaumont Site 1	Liquid	01/10/11 12:00	Jose R. Santoya	01/11/11 07:40	William Bayle
A1A0851-09	MW-61B LMC Beaumont Site 1	Liquid	01/10/11 13:25	Jose R. Santoya	01/11/11 07:40	William Bayle
A1A0851-10	MW-61B-F LMC Beaumont Site 1	Liquid	01/10/11 13:25	Jose R. Santoya	01/11/11 07:40	William Bayle

Note: Analyses RSK-175 and AM20GAX were subcontracted to Microseeps. Microseeps data begins to appear on page 36.

E.S.BABCOCK&Sons,Inc.
Environmental Laboratories est 1906

Client Name: Tetra Tech, Inc. - San Bernardino
Contact: Mark Feldman
Address: 301 E. Vanderbilt Way Suite 450
San Bernardino, CA 92408

Report Date: 28-Jan-2011

Project Name: Tetra-Tech Lockheed
Project Number: [none]

Work Order Number: A1A0851

Received on Ice (Y/N): Yes Temp: 3 °C

Laboratory Reference Number

A1A0851-01

Sample Description	Matrix	Sampled Date/Time	Received Date/Time
MW-82 LMC Beaumont Site 1	Liquid	01/10/11 09:27	01/11/11 7:40

Analyte(s)	Result	RDL	MDL	Units	Method	Analysis Date	Analyst	Flag
Anions								
Total Alkalinity	250	3.0	1.7	mg/L	SM 2320B	01/14/11 15:50	sm	
Hydroxide	ND	3.0	1.7	mg/L	SM 2320B	01/14/11 15:50	sm	
Carbonate	ND	3.0	1.7	mg/L	SM 2320B	01/14/11 15:50	sm	
Bicarbonate	310	3.0	1.7	mg/L	SM 2320B	01/14/11 15:50	sm	
Chloride	12	1.0	0.50	mg/L	EPA 300.0	01/11/11 20:04	ss	Nconf
Solids								
Total Dissolved Solids	400	20	11	mg/L	SM 2540C	01/14/11 19:40	srp	
Oxyhalides								
Chlorate	ND	1.0	1.0	ug/L*	EPA 332.0-M	01/19/11 16:40	aa	
Nutrients								
Nitrite as N	ND	0.10	0.017	mg/L	SM 4500NO2 B	01/11/11 22:15	ara	

E.S.BABCOCK&Sons,Inc.
Environmental Laboratories est 1906

Client Name: Tetra Tech, Inc. - San Bernardino
Contact: Mark Feldman
Address: 301 E. Vanderbilt Way Suite 450
San Bernardino, CA 92408

Report Date: 28-Jan-2011

Project Name: Tetra-Tech Lockheed
Project Number: [none]

Work Order Number: A1A0851

Received on Ice (Y/N): Yes Temp: 3 °C

Laboratory Reference Number

A1A0851-02

Sample Description	Matrix	Sampled Date/Time	Received Date/Time
MW-82-F LMC Beaumont Site 1	Liquid	01/10/11 09:27	01/11/11 7:40

Analyte(s)	Result	RDL	MDL	Units	Method	Analysis Date	Analyst	Flag
Metals and Metalloids; EPA SW846 Series								
Manganese	2.2	10	0.24	ug/L	EPA 6010B	01/13/11 16:17	lmt	J

E.S.BABCOCK&Sons,Inc.
Environmental Laboratories est 1906

Client Name: Tetra Tech, Inc. - San Bernardino
Contact: Mark Feldman
Address: 301 E. Vanderbilt Way Suite 450
San Bernardino, CA 92408

Report Date: 28-Jan-2011

Project Name: Tetra-Tech Lockheed
Project Number: [none]

Work Order Number: A1A0851

Received on Ice (Y/N): Yes Temp: 3 °C

Laboratory Reference Number
A1A0851-03

Sample Description	Matrix	Sampled Date/Time	Received Date/Time
MW-83 LMC Beaumont Site 1	Liquid	01/10/11 09:59	01/11/11 7:40

Analyte(s)	Result	RDL	MDL	Units	Method	Analysis Date	Analyst	Flag
Anions								
Total Alkalinity	250	3.0	1.7	mg/L	SM 2320B	01/14/11 15:50	sm	
Hydroxide	ND	3.0	1.7	mg/L	SM 2320B	01/14/11 15:50	sm	
Carbonate	ND	3.0	1.7	mg/L	SM 2320B	01/14/11 15:50	sm	
Bicarbonate	300	3.0	1.7	mg/L	SM 2320B	01/14/11 15:50	sm	
Chloride	15	1.0	0.50	mg/L	EPA 300.0	01/11/11 20:36	ss	Nconf
Solids								
Total Dissolved Solids	400	20	11	mg/L	SM 2540C	01/14/11 19:40	srp	
Oxyhalides								
Chlorate	ND	1.0	1.0	ug/L*	EPA 332.0-M	01/19/11 16:40	aa	
Nutrients								
Nitrite as N	ND	0.10	0.017	mg/L	SM 4500NO2 B	01/11/11 22:15	ara	

E.S.BABCOCK&Sons,Inc.
Environmental Laboratories est 1906

Client Name: Tetra Tech, Inc. - San Bernardino
Contact: Mark Feldman
Address: 301 E. Vanderbilt Way Suite 450
San Bernardino, CA 92408

Report Date: 28-Jan-2011

Project Name: Tetra-Tech Lockheed
Project Number: [none]

Work Order Number: A1A0851

Received on Ice (Y/N): Yes Temp: 3 °C

Laboratory Reference Number

A1A0851-04

Sample Description	Matrix	Sampled Date/Time	Received Date/Time
MW-83-F LMC Beaumont Site 1	Liquid	01/10/11 09:59	01/11/11 7:40

Analyte(s)	Result	RDL	MDL	Units	Method	Analysis Date	Analyst	Flag
Metals and Metalloids; EPA SW846 Series								
Manganese	ND	10	0.24	ug/L	EPA 6010B	01/13/11 16:19	lmt	

E.S.BABCOCK&Sons,Inc.
Environmental Laboratories est 1906

Client Name: Tetra Tech, Inc. - San Bernardino
Contact: Mark Feldman
Address: 301 E. Vanderbilt Way Suite 450
San Bernardino, CA 92408

Report Date: 28-Jan-2011

Project Name: Tetra-Tech Lockheed
Project Number: [none]

Work Order Number: A1A0851

Received on Ice (Y/N): Yes Temp: 3 °C

Laboratory Reference Number

A1A0851-05

Sample Description	Matrix	Sampled Date/Time	Received Date/Time
MW-49-F LMC Beaumont Site 1	Liquid	01/10/11 11:47	01/11/11 7:40

Analyte(s)	Result	RDL	MDL	Units	Method	Analysis Date	Analyst	Flag
Aggregate Organic Compounds								
Dissolved Organic Carbon	0.88	0.70	0.36	mg/L	SM 5310B	01/11/11 18:40	cmd	N-TOC
Metals and Metalloids; EPA SW846 Series								
Manganese	ND	10	0.24	ug/L	EPA 6010B	01/13/11 16:21	lmt	

E.S.BABCOCK&Sons,Inc.
Environmental Laboratories est 1906

Client Name: Tetra Tech, Inc. - San Bernardino
Contact: Mark Feldman
Address: 301 E. Vanderbilt Way Suite 450
San Bernardino, CA 92408

Report Date: 28-Jan-2011

Project Name: Tetra-Tech Lockheed
Project Number: [none]

Work Order Number: A1A0851

Received on Ice (Y/N): Yes Temp: 3 °C

Laboratory Reference Number
A1A0851-06

Sample Description	Matrix	Sampled Date/Time	Received Date/Time
MW-49 LMC Beaumont Site 1	Liquid	01/10/11 11:47	01/11/11 7:40

Analyte(s)	Result	RDL	MDL	Units	Method	Analysis Date	Analyst	Flag
Anions								
Total Alkalinity	61	3.0	1.7	mg/L	SM 2320B	01/14/11 15:50	sm	
Hydroxide	ND	3.0	1.7	mg/L	SM 2320B	01/14/11 15:50	sm	
Carbonate	ND	3.0	1.7	mg/L	SM 2320B	01/14/11 15:50	sm	
Bicarbonate	74	3.0	1.7	mg/L	SM 2320B	01/14/11 15:50	sm	
Chloride	5.2	1.0	0.50	mg/L	EPA 300.0	01/12/11 08:20	ss	
Sulfate	5.9	0.50	0.37	mg/L	EPA 300.0	01/12/11 08:20	ss	
Nitrate as N	4.3	0.20	0.11	mg/L	EPA 300.0	01/12/11 08:20	ss	
Oxyhalides								
Chlorate	ND	100	100	ug/L*	EPA 332.0-M	01/19/11 16:40	aa	N_RLm
General Inorganics								
Perchlorate	370	10	7.1	ug/L*	EPA 332.0	01/19/11 16:40	aa	
Nutrients								
Nitrite as N	ND	0.10	0.017	mg/L	SM 4500NO2 B	01/11/11 22:15	ara	
Metals and Metalloids; EPA SW846 Series								
Iron	ND	20	2.3	ug/L	EPA 6010B	01/13/11 16:22	lmt	
Volatile Organic Compounds by EPA 8260B								
1,1,1-Trichloroethane	0.27	0.50	0.12	ug/L	EPA 8260B	01/19/11 01:08	eec	J
1,1,2,2-Tetrachloroethane	ND	0.50	0.29	ug/L	EPA 8260B	01/19/11 01:08	eec	
1,1,2-Trichloroethane	ND	0.50	0.31	ug/L	EPA 8260B	01/19/11 01:08	eec	
1,1-Dichloroethane	0.23	0.50	0.098	ug/L	EPA 8260B	01/19/11 01:08	eec	J
1,1-Dichloroethene	13	0.50	0.12	ug/L	EPA 8260B	01/19/11 01:08	eec	
1,2,3-Trichloropropane	ND	0.50	0.29	ug/L	EPA 8260B	01/19/11 01:08	eec	
1,2-Dichlorobenzene	ND	0.50	0.20	ug/L	EPA 8260B	01/19/11 01:08	eec	
1,2-Dichloroethane	ND	0.50	0.21	ug/L	EPA 8260B	01/19/11 01:08	eec	
1,2-Dichloropropane	ND	0.50	0.19	ug/L	EPA 8260B	01/19/11 01:08	eec	
1,3-Dichlorobenzene	ND	0.50	0.15	ug/L	EPA 8260B	01/19/11 01:08	eec	
1,4-Dichlorobenzene	ND	0.50	0.072	ug/L	EPA 8260B	01/19/11 01:08	eec	
2-Butanone(MEK)	ND	3.0	1.2	ug/L	EPA 8260B	01/19/11 01:08	eec	
2-Hexanone	ND	5.0	1.2	ug/L	EPA 8260B	01/19/11 01:08	eec	

E.S.BABCOCK&Sons,Inc.
Environmental Laboratories est 1906

Client Name: Tetra Tech, Inc. - San Bernardino
Contact: Mark Feldman
Address: 301 E. Vanderbilt Way Suite 450
San Bernardino, CA 92408

Report Date: 28-Jan-2011

Project Name: Tetra-Tech Lockheed
Project Number: [none]

Work Order Number: A1A0851

Received on Ice (Y/N): Yes Temp: 3 °C

Laboratory Reference Number
A1A0851-06

Sample Description	Matrix	Sampled Date/Time	Received Date/Time
MW-49 LMC Beaumont Site 1	Liquid	01/10/11 11:47	01/11/11 7:40

Analyte(s)	Result	RDL	MDL	Units	Method	Analysis Date	Analyst	Flag
Volatile Organic Compounds by EPA 8260B								
4-Methyl-2-Pentanone(MIBK)	ND	5.0	0.95	ug/L	EPA 8260B	01/19/11 01:08	eec	
Acetone	ND	10	5.0	ug/L	EPA 8260B	01/19/11 01:08	eec	
Benzene	ND	0.50	0.14	ug/L	EPA 8260B	01/19/11 01:08	eec	
Bromodichloromethane	ND	0.50	0.11	ug/L	EPA 8260B	01/19/11 01:08	eec	
Bromoform	ND	1.0	0.50	ug/L	EPA 8260B	01/19/11 01:08	eec	
Bromomethane	ND	0.50	0.48	ug/L	EPA 8260B	01/19/11 01:08	eec	
Carbon Disulfide	ND	0.50	0.36	ug/L	EPA 8260B	01/19/11 01:08	eec	
Carbon Tetrachloride	ND	0.50	0.15	ug/L	EPA 8260B	01/19/11 01:08	eec	
Chlorobenzene	ND	0.50	0.23	ug/L	EPA 8260B	01/19/11 01:08	eec	
Chloroethane	ND	0.50	0.35	ug/L	EPA 8260B	01/19/11 01:08	eec	
Chloroform	ND	0.50	0.46	ug/L	EPA 8260B	01/19/11 01:08	eec	
Chloromethane	ND	0.50	0.36	ug/L	EPA 8260B	01/19/11 01:08	eec	
cis-1,2-Dichloroethene	ND	0.50	0.18	ug/L	EPA 8260B	01/19/11 01:08	eec	
cis-1,3-Dichloropropene	ND	0.50	0.30	ug/L	EPA 8260B	01/19/11 01:08	eec	
Dibromochloromethane	ND	0.50	0.37	ug/L	EPA 8260B	01/19/11 01:08	eec	
Ethylbenzene	ND	0.50	0.26	ug/L	EPA 8260B	01/19/11 01:08	eec	
Methyl tert Butyl Ether	ND	5.0	0.43	ug/L	EPA 8260B	01/19/11 01:08	eec	
Methylene Chloride	ND	3.0	0.15	ug/L	EPA 8260B	01/19/11 01:08	eec	
Styrene	ND	0.50	0.22	ug/L	EPA 8260B	01/19/11 01:08	eec	
Tetrachloroethene	ND	0.50	0.23	ug/L	EPA 8260B	01/19/11 01:08	eec	
Toluene	ND	0.50	0.22	ug/L	EPA 8260B	01/19/11 01:08	eec	
trans-1,2-Dichloroethene	ND	0.50	0.10	ug/L	EPA 8260B	01/19/11 01:08	eec	
trans-1,3-Dichloropropene	ND	0.50	0.24	ug/L	EPA 8260B	01/19/11 01:08	eec	
Trichloroethene	16	0.50	0.25	ug/L	EPA 8260B	01/19/11 01:08	eec	
Trichlorofluoromethane	ND	5.0	0.16	ug/L	EPA 8260B	01/19/11 01:08	eec	
Vinyl Acetate	ND	10	0.48	ug/L	EPA 8260B	01/19/11 01:08	eec	
Vinyl Chloride	ND	0.50	0.13	ug/L	EPA 8260B	01/19/11 01:08	eec	
Xylenes (m+p)	ND	0.50	0.36	ug/L	EPA 8260B	01/19/11 01:08	eec	
Xylenes (ortho)	ND	0.50	0.41	ug/L	EPA 8260B	01/19/11 01:08	eec	
1,4-Dioxane	ND	35	9.3	ug/L	EPA 8260B	01/19/11 01:08	eec	
Surrogate: 1,2-Dichloroethane-d4	104	% 80-124			EPA 8260B	01/19/11 01:08	eec	
Surrogate: Bromofluorobenzene	104	% 80-120			EPA 8260B	01/19/11 01:08	eec	
Surrogate: Toluene-d8	98.2	% 80-120			EPA 8260B	01/19/11 01:08	eec	

E.S.BABCOCK&Sons,Inc.
Environmental Laboratories est 1906

Client Name: Tetra Tech, Inc. - San Bernardino
Contact: Mark Feldman
Address: 301 E. Vanderbilt Way Suite 450
San Bernardino, CA 92408

Report Date: 28-Jan-2011

Project Name: Tetra-Tech Lockheed
Project Number: [none]

Work Order Number: A1A0851

Received on Ice (Y/N): Yes Temp: 3 °C

Laboratory Reference Number

A1A0851-06

Sample Description	Matrix	Sampled Date/Time	Received Date/Time
MW-49 LMC Beaumont Site 1	Liquid	01/10/11 11:47	01/11/11 7:40

Analyte(s)	Result	RDL	MDL	Units	Method	Analysis Date	Analyst	Flag
Semivolatile Organic Compounds by EPA 8270C SIM								
1,4-Dioxane	11	0.20	0.10	ug/L	EPA8270C M	01/19/11 16:49	KOS	

Client Name: Tetra Tech, Inc. - San Bernardino
Contact: Mark Feldman
Address: 301 E. Vanderbilt Way Suite 450
San Bernardino, CA 92408

Report Date: 28-Jan-2011

Project Name: Tetra-Tech Lockheed
Project Number: [none]

Work Order Number: A1A0851

Received on Ice (Y/N): Yes Temp: 3 °C

Laboratory Reference Number

A1A0851-07

Sample Description	Matrix	Sampled Date/Time	Received Date/Time
MW-49-DUP-F LMC Beaumont Site 1	Liquid	01/10/11 12:00	01/11/11 7:40

Analyte(s)	Result	RDL	MDL	Units	Method	Analysis Date	Analyst	Flag
Aggregate Organic Compounds								
Dissolved Organic Carbon	0.36	0.70	0.36	mg/L	SM 5310B	01/11/11 18:40	cmd	N-TOC, J
Metals and Metalloids; EPA SW846 Series								
Manganese	ND	10	0.24	ug/L	EPA 6010B	01/13/11 16:24	lmt	

E.S.BABCOCK&Sons,Inc.
Environmental Laboratories est 1906

Client Name: Tetra Tech, Inc. - San Bernardino
Contact: Mark Feldman
Address: 301 E. Vanderbilt Way Suite 450
San Bernardino, CA 92408

Report Date: 28-Jan-2011

Project Name: Tetra-Tech Lockheed
Project Number: [none]

Work Order Number: A1A0851

Received on Ice (Y/N): Yes Temp: 3 °C

Laboratory Reference Number
A1A0851-08

Sample Description	Matrix	Sampled Date/Time	Received Date/Time
MW-49-DUP LMC Beaumont Site 1	Liquid	01/10/11 12:00	01/11/11 7:40

Analyte(s)	Result	RDL	MDL	Units	Method	Analysis Date	Analyst	Flag
Anions								
Total Alkalinity	56	3.0	1.7	mg/L	SM 2320B	01/14/11 15:50	sm	
Hydroxide	ND	3.0	1.7	mg/L	SM 2320B	01/14/11 15:50	sm	
Carbonate	ND	3.0	1.7	mg/L	SM 2320B	01/14/11 15:50	sm	
Bicarbonate	68	3.0	1.7	mg/L	SM 2320B	01/14/11 15:50	sm	
Chloride	5.0	1.0	0.50	mg/L	EPA 300.0	01/12/11 08:29	ss	
Sulfate	5.6	0.50	0.37	mg/L	EPA 300.0	01/12/11 08:29	ss	
Nitrate as N	4.2	0.20	0.11	mg/L	EPA 300.0	01/12/11 08:29	ss	
Solids								
Total Dissolved Solids	140	20	11	mg/L	SM 2540C	01/17/11 10:07	sbd	
Oxyhalides								
Chlorate	ND	100	100	ug/L*	EPA 332.0-M	01/19/11 16:40	aa	N_RLm
General Inorganics								
Perchlorate	360	10	7.1	ug/L*	EPA 332.0	01/19/11 16:40	aa	
Nutrients								
Nitrite as N	ND	0.10	0.017	mg/L	SM 4500NO2 B	01/11/11 22:15	ara	
Metals and Metalloids; EPA SW846 Series								
Iron	ND	20	2.3	ug/L	EPA 6010B	01/13/11 16:26	lmt	
Volatile Organic Compounds by EPA 8260B								
1,1,1-Trichloroethane	0.27	0.50	0.12	ug/L	EPA 8260B	01/19/11 01:43	eec	J
1,1,2,2-Tetrachloroethane	ND	0.50	0.29	ug/L	EPA 8260B	01/19/11 01:43	eec	
1,1,2-Trichloroethane	ND	0.50	0.31	ug/L	EPA 8260B	01/19/11 01:43	eec	
1,1-Dichloroethane	0.24	0.50	0.098	ug/L	EPA 8260B	01/19/11 01:43	eec	J
1,1-Dichloroethene	14	0.50	0.12	ug/L	EPA 8260B	01/19/11 01:43	eec	
1,2,3-Trichloropropane	ND	0.50	0.29	ug/L	EPA 8260B	01/19/11 01:43	eec	
1,2-Dichlorobenzene	ND	0.50	0.20	ug/L	EPA 8260B	01/19/11 01:43	eec	
1,2-Dichloroethane	ND	0.50	0.21	ug/L	EPA 8260B	01/19/11 01:43	eec	
1,2-Dichloropropane	ND	0.50	0.19	ug/L	EPA 8260B	01/19/11 01:43	eec	
1,3-Dichlorobenzene	ND	0.50	0.15	ug/L	EPA 8260B	01/19/11 01:43	eec	
1,4-Dichlorobenzene	ND	0.50	0.072	ug/L	EPA 8260B	01/19/11 01:43	eec	

E.S.BABCOCK&Sons,Inc.
Environmental Laboratories est 1906

Client Name: Tetra Tech, Inc. - San Bernardino
Contact: Mark Feldman
Address: 301 E. Vanderbilt Way Suite 450
San Bernardino, CA 92408

Report Date: 28-Jan-2011

Project Name: Tetra-Tech Lockheed
Project Number: [none]

Work Order Number: A1A0851

Received on Ice (Y/N): Yes Temp: 3 °C

Laboratory Reference Number
A1A0851-08

Sample Description	Matrix	Sampled Date/Time	Received Date/Time
MW-49-DUP LMC Beaumont Site 1	Liquid	01/10/11 12:00	01/11/11 7:40

Analyte(s)	Result	RDL	MDL	Units	Method	Analysis Date	Analyst	Flag
Volatile Organic Compounds by EPA 8260B								
2-Butanone(MEK)	ND	3.0	1.2	ug/L	EPA 8260B	01/19/11 01:43	eec	
2-Hexanone	ND	5.0	1.2	ug/L	EPA 8260B	01/19/11 01:43	eec	
4-Methyl-2-Pentanone(MIBK)	ND	5.0	0.95	ug/L	EPA 8260B	01/19/11 01:43	eec	
Acetone	ND	10	5.0	ug/L	EPA 8260B	01/19/11 01:43	eec	
Benzene	ND	0.50	0.14	ug/L	EPA 8260B	01/19/11 01:43	eec	
Bromodichloromethane	ND	0.50	0.11	ug/L	EPA 8260B	01/19/11 01:43	eec	
Bromoform	ND	1.0	0.50	ug/L	EPA 8260B	01/19/11 01:43	eec	
Bromomethane	ND	0.50	0.48	ug/L	EPA 8260B	01/19/11 01:43	eec	
Carbon Disulfide	ND	0.50	0.36	ug/L	EPA 8260B	01/19/11 01:43	eec	
Carbon Tetrachloride	ND	0.50	0.15	ug/L	EPA 8260B	01/19/11 01:43	eec	
Chlorobenzene	ND	0.50	0.23	ug/L	EPA 8260B	01/19/11 01:43	eec	
Chloroethane	ND	0.50	0.35	ug/L	EPA 8260B	01/19/11 01:43	eec	
Chloroform	ND	0.50	0.46	ug/L	EPA 8260B	01/19/11 01:43	eec	
Chloromethane	ND	0.50	0.36	ug/L	EPA 8260B	01/19/11 01:43	eec	
cis-1,2-Dichloroethene	ND	0.50	0.18	ug/L	EPA 8260B	01/19/11 01:43	eec	
cis-1,3-Dichloropropene	ND	0.50	0.30	ug/L	EPA 8260B	01/19/11 01:43	eec	
Dibromochloromethane	ND	0.50	0.37	ug/L	EPA 8260B	01/19/11 01:43	eec	
Ethylbenzene	ND	0.50	0.26	ug/L	EPA 8260B	01/19/11 01:43	eec	
Methyl tert Butyl Ether	ND	5.0	0.43	ug/L	EPA 8260B	01/19/11 01:43	eec	
Methylene Chloride	ND	3.0	0.15	ug/L	EPA 8260B	01/19/11 01:43	eec	
Styrene	ND	0.50	0.22	ug/L	EPA 8260B	01/19/11 01:43	eec	
Tetrachloroethene	ND	0.50	0.23	ug/L	EPA 8260B	01/19/11 01:43	eec	
Toluene	ND	0.50	0.22	ug/L	EPA 8260B	01/19/11 01:43	eec	
trans-1,2-Dichloroethene	ND	0.50	0.10	ug/L	EPA 8260B	01/19/11 01:43	eec	
trans-1,3-Dichloropropene	ND	0.50	0.24	ug/L	EPA 8260B	01/19/11 01:43	eec	
Trichloroethene	16	0.50	0.25	ug/L	EPA 8260B	01/19/11 01:43	eec	
Trichlorofluoromethane	ND	5.0	0.16	ug/L	EPA 8260B	01/19/11 01:43	eec	
Vinyl Acetate	ND	10	0.48	ug/L	EPA 8260B	01/19/11 01:43	eec	
Vinyl Chloride	ND	0.50	0.13	ug/L	EPA 8260B	01/19/11 01:43	eec	
Xylenes (m+p)	ND	0.50	0.36	ug/L	EPA 8260B	01/19/11 01:43	eec	
Xylenes (ortho)	ND	0.50	0.41	ug/L	EPA 8260B	01/19/11 01:43	eec	
1,4-Dioxane	9.8	35	9.3	ug/L	EPA 8260B	01/19/11 01:43	eec	J
Surrogate: 1,2-Dichloroethane-d4	103	% 80-124			EPA 8260B	01/19/11 01:43	eec	

E.S.BABCOCK&Sons,Inc.
Environmental Laboratories est 1906

Client Name: Tetra Tech, Inc. - San Bernardino
Contact: Mark Feldman
Address: 301 E. Vanderbilt Way Suite 450
San Bernardino, CA 92408

Report Date: 28-Jan-2011

Project Name: Tetra-Tech Lockheed
Project Number: [none]

Work Order Number: A1A0851

Received on Ice (Y/N): Yes Temp: 3 °C

Laboratory Reference Number
A1A0851-08

Sample Description	Matrix	Sampled Date/Time	Received Date/Time
MW-49-DUP LMC Beaumont Site 1	Liquid	01/10/11 12:00	01/11/11 7:40

Analyte(s)	Result		RDL	MDL	Units	Method	Analysis Date	Analyst	Flag
Volatile Organic Compounds by EPA 8260B									
Surrogate: Bromofluorobenzene	104	%	80-120			EPA 8260B	01/19/11 01:43	eec	
Surrogate: Toluene-d8	99.8	%	80-120			EPA 8260B	01/19/11 01:43	eec	
Semivolatile Organic Compounds by EPA 8270C SIM									
1,4-Dioxane	11		0.20	0.10	ug/L	EPA8270C M	01/19/11 17:18	KOS	

E.S.BABCOCK&Sons,Inc.
Environmental Laboratories est 1906

Client Name: Tetra Tech, Inc. - San Bernardino
Contact: Mark Feldman
Address: 301 E. Vanderbilt Way Suite 450
San Bernardino, CA 92408

Report Date: 28-Jan-2011

Project Name: Tetra-Tech Lockheed
Project Number: [none]

Work Order Number: A1A0851

Received on Ice (Y/N): Yes Temp: 3 °C

Laboratory Reference Number
A1A0851-09

Sample Description	Matrix	Sampled Date/Time	Received Date/Time
MW-61B LMC Beaumont Site 1	Liquid	01/10/11 13:25	01/11/11 7:40

Analyte(s)	Result	RDL	MDL	Units	Method	Analysis Date	Analyst	Flag
Anions								
Total Alkalinity	58	3.0	1.7	mg/L	SM 2320B	01/14/11 15:50	sm	
Hydroxide	ND	3.0	1.7	mg/L	SM 2320B	01/14/11 15:50	sm	
Carbonate	ND	3.0	1.7	mg/L	SM 2320B	01/14/11 15:50	sm	
Bicarbonate	71	3.0	1.7	mg/L	SM 2320B	01/14/11 15:50	sm	
Chloride	52	1.0	0.50	mg/L	EPA 300.0	01/11/11 21:01	ss	
Sulfate	21	0.50	0.37	mg/L	EPA 300.0	01/11/11 21:01	ss	
Nitrate as N	21	0.20	0.11	mg/L	EPA 300.0	01/12/11 10:19	SS	
Solids								
Total Dissolved Solids	550	20	11	mg/L	SM 2540C	01/17/11 10:07	sbd	
Oxyhalides								
Chlorate	ND	10000	10000	ug/L*	EPA 332.0-M	01/19/11 16:40	aa	N_RLm
General Inorganics								
Perchlorate	93000	1000	710	ug/L*	EPA 332.0	01/19/11 16:40	aa	
Nutrients								
Nitrite as N	ND	0.10	0.017	mg/L	SM 4500NO2 B	01/11/11 22:15	ara	
Metals and Metalloids; EPA SW846 Series								
Iron	ND	20	2.3	ug/L	EPA 6010B	01/13/11 16:27	lmt	
Volatile Organic Compounds by EPA 8260B								
1,1,1-Trichloroethane	5.6	0.50	0.12	ug/L	EPA 8260B	01/19/11 02:53	eec	
1,1,2,2-Tetrachloroethane	ND	0.50	0.29	ug/L	EPA 8260B	01/19/11 02:53	eec	
1,1,2-Trichloroethane	15	0.50	0.31	ug/L	EPA 8260B	01/19/11 02:53	eec	
1,1-Dichloroethane	170	50	9.8	ug/L	EPA 8260B	01/19/11 02:18	eec	
1,1-Dichloroethene	7500	50	12	ug/L	EPA 8260B	01/19/11 02:18	eec	
1,2,3-Trichloropropane	ND	0.50	0.29	ug/L	EPA 8260B	01/19/11 02:53	eec	
1,2-Dichlorobenzene	ND	0.50	0.20	ug/L	EPA 8260B	01/19/11 02:53	eec	
1,2-Dichloroethane	95	0.50	0.21	ug/L	EPA 8260B	01/19/11 02:53	eec	
1,2-Dichloropropane	ND	0.50	0.19	ug/L	EPA 8260B	01/19/11 02:53	eec	
1,3-Dichlorobenzene	ND	0.50	0.15	ug/L	EPA 8260B	01/19/11 02:53	eec	
1,4-Dichlorobenzene	ND	0.50	0.072	ug/L	EPA 8260B	01/19/11 02:53	eec	

E.S.BABCOCK&Sons,Inc.
Environmental Laboratories est 1906

Client Name: Tetra Tech, Inc. - San Bernardino
Contact: Mark Feldman
Address: 301 E. Vanderbilt Way Suite 450
San Bernardino, CA 92408

Report Date: 28-Jan-2011

Project Name: Tetra-Tech Lockheed
Project Number: [none]

Work Order Number: A1A0851

Received on Ice (Y/N): Yes Temp: 3 °C

Laboratory Reference Number
A1A0851-09

Sample Description	Matrix	Sampled Date/Time	Received Date/Time
MW-61B LMC Beaumont Site 1	Liquid	01/10/11 13:25	01/11/11 7:40

Analyte(s)	Result	RDL	MDL	Units	Method	Analysis Date	Analyst	Flag
Volatile Organic Compounds by EPA 8260B								
2-Butanone(MEK)	ND	3.0	1.2	ug/L	EPA 8260B	01/19/11 02:53	eec	
2-Hexanone	ND	5.0	1.2	ug/L	EPA 8260B	01/19/11 02:53	eec	
4-Methyl-2-Pentanone(MIBK)	ND	5.0	0.95	ug/L	EPA 8260B	01/19/11 02:53	eec	
Acetone	ND	10	5.0	ug/L	EPA 8260B	01/19/11 02:53	eec	
Benzene	1.9	0.50	0.14	ug/L	EPA 8260B	01/19/11 02:53	eec	
Bromodichloromethane	ND	0.50	0.11	ug/L	EPA 8260B	01/19/11 02:53	eec	
Bromoform	ND	1.0	0.50	ug/L	EPA 8260B	01/19/11 02:53	eec	
Bromomethane	ND	0.50	0.48	ug/L	EPA 8260B	01/19/11 02:53	eec	
Carbon Disulfide	ND	0.50	0.36	ug/L	EPA 8260B	01/19/11 02:53	eec	
Carbon Tetrachloride	7.2	0.50	0.15	ug/L	EPA 8260B	01/19/11 02:53	eec	
Chlorobenzene	0.49	0.50	0.23	ug/L	EPA 8260B	01/19/11 02:53	eec	J
Chloroethane	ND	0.50	0.35	ug/L	EPA 8260B	01/19/11 02:53	eec	
Chloroform	27	0.50	0.46	ug/L	EPA 8260B	01/19/11 02:53	eec	
Chloromethane	ND	0.50	0.36	ug/L	EPA 8260B	01/19/11 02:53	eec	
cis-1,2-Dichloroethene	41	0.50	0.18	ug/L	EPA 8260B	01/19/11 02:53	eec	
cis-1,3-Dichloropropene	ND	0.50	0.30	ug/L	EPA 8260B	01/19/11 02:53	eec	
Dibromochloromethane	ND	0.50	0.37	ug/L	EPA 8260B	01/19/11 02:53	eec	
Ethylbenzene	ND	0.50	0.26	ug/L	EPA 8260B	01/19/11 02:53	eec	
Methyl tert Butyl Ether	ND	5.0	0.43	ug/L	EPA 8260B	01/19/11 02:53	eec	
Methylene Chloride	0.39	3.0	0.15	ug/L	EPA 8260B	01/19/11 02:53	eec	J, PblkJ
Styrene	ND	0.50	0.22	ug/L	EPA 8260B	01/19/11 02:53	eec	
Tetrachloroethene	7.9	0.50	0.23	ug/L	EPA 8260B	01/19/11 02:53	eec	
Toluene	ND	0.50	0.22	ug/L	EPA 8260B	01/19/11 02:53	eec	
trans-1,2-Dichloroethene	3.7	0.50	0.10	ug/L	EPA 8260B	01/19/11 02:53	eec	
trans-1,3-Dichloropropene	ND	0.50	0.24	ug/L	EPA 8260B	01/19/11 02:53	eec	
Trichloroethene	1700	50	25	ug/L	EPA 8260B	01/19/11 02:18	eec	
Trichlorofluoromethane	ND	5.0	0.16	ug/L	EPA 8260B	01/19/11 02:53	eec	
Vinyl Acetate	ND	10	0.48	ug/L	EPA 8260B	01/19/11 02:53	eec	
Vinyl Chloride	0.47	0.50	0.13	ug/L	EPA 8260B	01/19/11 02:53	eec	J
Xylenes (m+p)	ND	0.50	0.36	ug/L	EPA 8260B	01/19/11 02:53	eec	
Xylenes (ortho)	ND	0.50	0.41	ug/L	EPA 8260B	01/19/11 02:53	eec	
1,4-Dioxane	990	3500	930	ug/L	EPA 8260B	01/19/11 02:18	eec	J
Surrogate: 1,2-Dichloroethane-d4	101	% 80-124			EPA 8260B	01/19/11 02:53	eec	

E.S.BABCOCK&Sons,Inc.
Environmental Laboratories est 1906

Client Name: Tetra Tech, Inc. - San Bernardino
Contact: Mark Feldman
Address: 301 E. Vanderbilt Way Suite 450
San Bernardino, CA 92408

Report Date: 28-Jan-2011

Project Name: Tetra-Tech Lockheed
Project Number: [none]

Work Order Number: A1A0851

Received on Ice (Y/N): Yes Temp: 3 °C

Laboratory Reference Number
A1A0851-09

Sample Description	Matrix	Sampled Date/Time	Received Date/Time
MW-61B LMC Beaumont Site 1	Liquid	01/10/11 13:25	01/11/11 7:40

Analyte(s)	Result		RDL	MDL	Units	Method	Analysis Date	Analyst	Flag
Volatile Organic Compounds by EPA 8260B									
Surrogate: Bromofluorobenzene	102	%	80-120			EPA 8260B	01/19/11 02:53	eec	
Surrogate: Toluene-d8	99.3	%	80-120			EPA 8260B	01/19/11 02:53	eec	
Semivolatile Organic Compounds by EPA 8270C SIM									
1,4-Dioxane	570		2.0	1.0	ug/L	EPA8270C M	01/25/11 16:46	DF	N_HTd

E.S.BABCOCK&Sons,Inc.
Environmental Laboratories est 1906

Client Name: Tetra Tech, Inc. - San Bernardino
Contact: Mark Feldman
Address: 301 E. Vanderbilt Way Suite 450
San Bernardino, CA 92408

Report Date: 28-Jan-2011

Project Name: Tetra-Tech Lockheed
Project Number: [none]

Work Order Number: A1A0851

Received on Ice (Y/N): Yes Temp: 3 °C

Laboratory Reference Number

A1A0851-10

Sample Description	Matrix	Sampled Date/Time	Received Date/Time
MW-61B-F LMC Beaumont Site 1	Liquid	01/10/11 13:25	01/11/11 7:40

Analyte(s)	Result	RDL	MDL	Units	Method	Analysis Date	Analyst	Flag
Aggregate Organic Compounds								
Dissolved Organic Carbon	10	0.70	0.36	mg/L	SM 5310B	01/11/11 18:40	cmd	N-TOCc
Metals and Metalloids; EPA SW846 Series								
Manganese	ND	10	0.24	ug/L	EPA 6010B	01/13/11 16:33	lmt	

Client Name: Tetra Tech, Inc. - San Bernardino
Contact: Mark Feldman
Address: 301 E. Vanderbilt Way Suite 450
San Bernardino, CA 92408

Report Date: 28-Jan-2011

Project Name: Tetra-Tech Lockheed
Project Number: [none]

Work Order Number: A1A0851

Received on Ice (Y/N): Yes Temp: 3 °C

Anions - Batch Quality Control

Analyte(s)	Result	RDL	MDL	Units	Spike Level	Source Result	%REC	%REC Limits	RPD	RPD Limit	Flag
Batch 1A11055 - Analyzed as received											
Blank (1A11055-BLK1)					Prepared & Analyzed: 01/11/11						
Sulfate	ND	0.50	0.37	mg/L							
Chloride	ND	1.0	0.50	mg/L							
Nitrate as N	ND	0.20	0.11	mg/L							
LCS (1A11055-BS1)					Prepared & Analyzed: 01/11/11						
Sulfate	47.1	0.50	0.37	mg/L	50.0		94.2	90-110			
Chloride	49.2	1.0	0.50	mg/L	50.0		98.4	90-110			
Nitrate as N	11.5	0.20	0.11	mg/L	11.3		102	90-110			
Matrix Spike (1A11055-MS1)				**Source: A1A0841-01**	Prepared & Analyzed: 01/11/11						
Sulfate	433	0.50	0.37	mg/L	100	355	77.3	87-114			QFpas, QMout, QOcal
Chloride	678	1.0	0.50	mg/L	50.0	638	80.2	90-122			QM-5X, QOcal
Nitrate as N	5.35	0.20	0.11	mg/L	4.52	0.948	97.5	78-120			
Matrix Spike (1A11055-MS2)				**Source: A1A0851-09**	Prepared & Analyzed: 01/11/11						
Sulfate	116	0.50	0.37	mg/L	100	21.2	94.9	87-114			
Chloride	102	1.0	0.50	mg/L	50.0	51.8	99.6	90-122			
Nitrate as N	23.1	0.20	0.11	mg/L	4.52	20.1	65.8	78-120			QFpas, QMout
Matrix Spike Dup (1A11055-MSD1)				**Source: A1A0841-01**	Prepared & Analyzed: 01/11/11						
Sulfate	435	0.50	0.37	mg/L	100	355	79.2	87-114	0.454	20	QFpas, QMout, QOcal
Chloride	681	1.0	0.50	mg/L	50.0	638	86.6	90-122	0.472	20	QM-5X, QOcal
Nitrate as N	5.26	0.20	0.11	mg/L	4.52	0.948	95.4	78-120	1.76	20	
Batch 1A12021 - Analyzed as received											
Blank (1A12021-BLK1)					Prepared & Analyzed: 01/12/11						
Nitrate as N	ND	0.20	0.11	mg/L							

E.S.BABCOCK&Sons,Inc.
Environmental Laboratories est 1906

Anions - Batch Quality Control

Analyte(s)	Result	RDL	MDL	Units	Spike Level	Source Result	%REC	%REC Limits	RPD	RPD Limit	Flag
Batch 1A12021 - Analyzed as received											
LCS (1A12021-BS1)					Prepared & Analyzed: 01/12/11						
Nitrate as N	11.9	0.20	0.11	mg/L	11.3		105	90-110			
Matrix Spike (1A12021-MS1)				**Source: A1A0851-09RE**	Prepared & Analyzed: 01/12/11						
Nitrate as N	25.4	0.20	0.11	mg/L	4.52	20.9	99.0	78-120			QOcal
Matrix Spike Dup (1A12021-MSD1)				**Source: A1A0851-09RE**	Prepared & Analyzed: 01/12/11						
Nitrate as N	25.7	0.20	0.11	mg/L	4.52	20.9	105	78-120	1.10	20	QOcal
Batch 1A14035 - Analyzed as received											
Blank (1A14035-BLK1)					Prepared & Analyzed: 01/14/11						
Total Alkalinity	ND	3.0	1.7	mg/L							
Hydroxide	ND	3.0	1.7	mg/L							
Carbonate	ND	3.0	1.7	mg/L							
Bicarbonate	ND	3.0	1.7	mg/L							
LCS (1A14035-BS1)					Prepared & Analyzed: 01/14/11						
Total Alkalinity	461	3.0	1.7	mg/L	472		97.7	95-105			
Carbonate	274	3.0	1.7	mg/L	272		101	95-105			
Duplicate (1A14035-DUP1)				**Source: A1A0702-01**	Prepared & Analyzed: 01/14/11						
Total Alkalinity	185	3.0	1.7	mg/L		187			1.08	20	
Hydroxide	ND	3.0	1.7	mg/L		ND				20	
Carbonate	ND	3.0	1.7	mg/L		ND				20	
Bicarbonate	226	3.0	1.7	mg/L		228			0.881	20	
Duplicate (1A14035-DUP2)				**Source: A1A0851-06**	Prepared & Analyzed: 01/14/11						
Total Alkalinity	60.0	3.0	1.7	mg/L		61.0			1.65	20	
Hydroxide	ND	3.0	1.7	mg/L		ND				20	
Carbonate	ND	3.0	1.7	mg/L		ND				20	
Bicarbonate	73.0	3.0	1.7	mg/L		74.0			1.36	20	

E.S.BABCOCK&Sons,Inc.
Environmental Laboratories est 1906

Client Name: Tetra Tech, Inc. - San Bernardino
Contact: Mark Feldman
Address: 301 E. Vanderbilt Way Suite 450
San Bernardino, CA 92408

Report Date: 28-Jan-2011

Project Name: Tetra-Tech Lockheed
Project Number: [none]

Work Order Number: A1A0851

Received on Ice (Y/N): Yes Temp: 3 °C

Solids - Batch Quality Control

Analyte(s)	Result	RDL	MDL	Units	Spike Level	Source Result	%REC	%REC Limits	RPD	RPD Limit	Flag
Batch 1A14046 - Analyzed as received											
Blank (1A14046-BLK1)					Prepared & Analyzed: 01/14/11						
Total Dissolved Solids	ND	10	5.5	mg/L							
LCS (1A14046-BS1)					Prepared & Analyzed: 01/14/11						
Total Dissolved Solids	761	20	11	mg/L	746		102	90-110			
Duplicate (1A14046-DUP1)				**Source: A1A0729-01**	Prepared & Analyzed: 01/14/11						
Total Dissolved Solids	386	20	11	mg/L		393			1.80	20	
Batch 1A17019 - Analyzed as received											
Blank (1A17019-BLK1)					Prepared & Analyzed: 01/17/11						
Total Dissolved Solids	7.00	10	5.5	mg/L							J
LCS (1A17019-BS1)					Prepared & Analyzed: 01/17/11						
Total Dissolved Solids	739	20	11	mg/L	746		99.1	90-110			
Duplicate (1A17019-DUP1)				**Source: A1A0953-02**	Prepared & Analyzed: 01/17/11						
Total Dissolved Solids	530	20	11	mg/L		543			2.42	20	

E.S.BABCOCK&Sons,Inc.
Environmental Laboratories est 1906

Client Name: Tetra Tech, Inc. - San Bernardino
Contact: Mark Feldman
Address: 301 E. Vanderbilt Way Suite 450
San Bernardino, CA 92408

Report Date: 28-Jan-2011

Project Name: Tetra-Tech Lockheed
Project Number: [none]

Work Order Number: A1A0851

Received on Ice (Y/N): Yes Temp: 3 °C

Aggregate Organic Compounds - Batch Quality Control

Analyte(s)	Result	RDL	MDL	Units	Spike Level	Source Result	%REC	%REC Limits	RPD	RPD Limit	Flag
Batch 1A11017 - As recieved											
Blank (1A11017-BLK1)					Prepared & Analyzed: 01/11/11						
Dissolved Organic Carbon	ND	0.70	0.36	mg/L							
LCS (1A11017-BS1)					Prepared & Analyzed: 01/11/11						
Dissolved Organic Carbon	3.74	0.70	0.36	mg/L	4.00		93.4	81.5-118			
Matrix Spike (1A11017-MS1)				**Source: A1A0511-01**	Prepared & Analyzed: 01/11/11						
Dissolved Organic Carbon	13.7	0.70	0.36	mg/L	4.00	9.32	109	80-120			
Matrix Spike Dup (1A11017-MSD1)				**Source: A1A0511-01**	Prepared & Analyzed: 01/11/11						
Dissolved Organic Carbon	13.6	0.70	0.36	mg/L	4.00	9.32	108	80-120	0.293	10	

E.S.BABCOCK&Sons,Inc.
Environmental Laboratories est 1906

Client Name: Tetra Tech, Inc. - San Bernardino
Contact: Mark Feldman
Address: 301 E. Vanderbilt Way Suite 450
San Bernardino, CA 92408

Report Date: 28-Jan-2011

Project Name: Tetra-Tech Lockheed
Project Number: [none]

Work Order Number: A1A0851

Received on Ice (Y/N): Yes Temp: 3 °C

Oxyhalides - Batch Quality Control

Analyte(s)	Result	RDL	MDL	Units	Spike Level	Source Result	%REC	%REC Limits	RPD	RPD Limit	Flag
Batch 1A17071 - Analyzed as received											
Blank (1A17071-BLK1)					Prepared: 01/17/11 Analyzed: 01/19/11						
Chlorate	ND	1.0	1.0	ug/L*							
LCS (1A17071-BS1)					Prepared: 01/17/11 Analyzed: 01/19/11						
Chlorate	11.5	1.0	1.0	ug/L*	10.0		115	80-120			
Duplicate (1A17071-DUP1)				**Source: A1A1289-01**	Prepared: 01/17/11 Analyzed: 01/19/11						
Chlorate	ND	1.0	1.0	ug/L*		ND				20	
Matrix Spike (1A17071-MS1)				**Source: A1A1289-01**	Prepared: 01/17/11 Analyzed: 01/19/11						
Chlorate	8.43	1.0	1.0	ug/L*	10.0	ND	84.3	80-120			
Matrix Spike Dup (1A17071-MSD1)				**Source: A1A1289-01**	Prepared: 01/17/11 Analyzed: 01/19/11						
Chlorate	9.58	1.0	1.0	ug/L*	10.0	ND	95.8	80-120	12.7	20	

E.S.BABCOCK&Sons,Inc.
Environmental Laboratories est 1906

Client Name: Tetra Tech, Inc. - San Bernardino
Contact: Mark Feldman
Address: 301 E. Vanderbilt Way Suite 450
San Bernardino, CA 92408

Report Date: 28-Jan-2011

Project Name: Tetra-Tech Lockheed
Project Number: [none]

Work Order Number: A1A0851

Received on Ice (Y/N): Yes Temp: 3 °C

General Inorganics - Batch Quality Control

Analyte(s)	Result	RDL	MDL	Units	Spike Level	Source Result	%REC	%REC Limits	RPD	RPD Limit	Flag
Batch 1A17071 - Analyzed as received											
Blank (1A17071-BLK1)					Prepared: 01/17/11 Analyzed: 01/19/11						
Perchlorate	ND	0.10	0.071	ug/L*							
LCS (1A17071-BS1)					Prepared: 01/17/11 Analyzed: 01/19/11						
Perchlorate	4.91	0.10	0.071	ug/L*	5.00		98.2	80-120			
Duplicate (1A17071-DUP1)					**Source: A1A1289-01** Prepared: 01/17/11 Analyzed: 01/19/11						
Perchlorate	0.273	0.10	0.071	ug/L*		0.342			22.4	20	QRPDI
Matrix Spike (1A17071-MS1)					**Source: A1A1289-01** Prepared: 01/17/11 Analyzed: 01/19/11						
Perchlorate	5.52	0.10	0.071	ug/L*	5.00	0.342	104	80-120			
Matrix Spike Dup (1A17071-MSD1)					**Source: A1A1289-01** Prepared: 01/17/11 Analyzed: 01/19/11						
Perchlorate	5.20	0.10	0.071	ug/L*	5.00	0.342	97.2	80-120	6.04	20	

Client Name: Tetra Tech, Inc. - San Bernardino
Contact: Mark Feldman
Address: 301 E. Vanderbilt Way Suite 450
San Bernardino, CA 92408

Report Date: 28-Jan-2011

Project Name: Tetra-Tech Lockheed
Project Number: [none]

Work Order Number: A1A0851

Received on Ice (Y/N): Yes Temp: 3 °C

Nutrients - Batch Quality Control

Analyte(s)	Result	RDL	MDL	Units	Spike Level	Source Result	%REC	%REC Limits	RPD	RPD Limit	Flag
Batch 1A11065 - Filter if turbid.											
LCS (1A11065-BS1)					Prepared & Analyzed: 01/11/11						
Nitrite as N	1.00	0.10	0.017	mg/L	1.00		100	90-110			
Matrix Spike (1A11065-MS1)				**Source: A1A0759-03**	Prepared & Analyzed: 01/11/11						
Nitrite as N	1.01	0.10	0.017	mg/L	1.00	ND	101	80-120			
Matrix Spike Dup (1A11065-MSD1)				**Source: A1A0759-03**	Prepared & Analyzed: 01/11/11						
Nitrite as N	1.04	0.10	0.017	mg/L	1.00	ND	104	80-120	2.93	20	

Client Name: Tetra Tech, Inc. - San Bernardino
Contact: Mark Feldman
Address: 301 E. Vanderbilt Way Suite 450
San Bernardino, CA 92408

Report Date: 28-Jan-2011

Project Name: Tetra-Tech Lockheed
Project Number: [none]

Work Order Number: A1A0851

Received on Ice (Y/N): Yes Temp: 3 °C

Metals and Metalloids; EPA SW846 Series - Batch Quality Control

Analyte(s)	Result	RDL	MDL	Units	Spike Level	Source Result	%REC	%REC Limits	RPD	RPD Limit	Flag
Batch 1A12037 - EPA 200.2 SOP M02C											
Blank (1A12037-BLK1)					Prepared & Analyzed: 01/13/11						
Iron	ND	20	2.3	ug/L							
Manganese	ND	10	0.24	ug/L							
LCS (1A12037-BS1)					Prepared & Analyzed: 01/13/11						
Iron	506	20	2.3	ug/L	525		96.4	85-115			
Manganese	142	10	0.24	ug/L	150		94.8	85-115			
Matrix Spike (1A12037-MS1)				**Source: A1A0851-10**	Prepared & Analyzed: 01/13/11						
Iron	505	20	2.3	ug/L	525	ND	96.3	75-125			
Manganese	141	10	0.24	ug/L	150	ND	94.1	75-125			
Matrix Spike Dup (1A12037-MSD1)				**Source: A1A0851-10**	Prepared & Analyzed: 01/13/11						
Iron	513	20	2.3	ug/L	525	ND	97.7	75-125	1.50	20	
Manganese	143	10	0.24	ug/L	150	ND	95.6	75-125	1.60	20	

Client Name: Tetra Tech, Inc. - San Bernardino
Contact: Mark Feldman
Address: 301 E. Vanderbilt Way Suite 450
San Bernardino, CA 92408

Report Date: 28-Jan-2011

Project Name: Tetra-Tech Lockheed
Project Number: [none]

Work Order Number: A1A0851

Received on Ice (Y/N): Yes Temp: 3 °C

Volatile Organic Compounds by EPA 8260B - Batch Quality Control

Analyte(s)	Result	RDL	MDL	Units	Spike Level	Source Result	%REC	%REC Limits	RPD	RPD Limit	Flag
Batch 1A17003 - Purge and Trap											
Blank (1A17003-BLK1)					Prepared: 01/17/11 Analyzed: 01/18/11						
1,1,1-Trichloroethane	ND	0.50	0.12	ug/L							
1,1,2,2-Tetrachloroethane	ND	0.50	0.29	ug/L							
1,1,2-Trichloroethane	ND	0.50	0.31	ug/L							
1,1-Dichloroethane	ND	0.50	0.098	ug/L							
1,1-Dichloroethene	ND	0.50	0.12	ug/L							
1,2,3-Trichloropropane	ND	0.50	0.29	ug/L							
1,2-Dichlorobenzene	ND	0.50	0.20	ug/L							
1,2-Dichloroethane	ND	0.50	0.21	ug/L							
1,2-Dichloropropane	ND	0.50	0.19	ug/L							
1,3-Dichlorobenzene	ND	0.50	0.15	ug/L							
1,4-Dichlorobenzene	ND	0.50	0.072	ug/L							
2-Butanone(MEK)	ND	3.0	1.2	ug/L							
2-Hexanone	ND	5.0	1.2	ug/L							
4-Methyl-2-Pentanone(MIBK)	ND	5.0	0.95	ug/L							
Acetone	ND	10	5.0	ug/L							
Benzene	ND	0.50	0.14	ug/L							
Bromodichloromethane	ND	0.50	0.11	ug/L							
Bromoform	ND	1.0	0.50	ug/L							
Bromomethane	ND	0.50	0.48	ug/L							
Carbon Disulfide	ND	0.50	0.36	ug/L							
Carbon Tetrachloride	ND	0.50	0.15	ug/L							
Chlorobenzene	ND	0.50	0.23	ug/L							
Chloroethane	ND	0.50	0.35	ug/L							
Chloroform	ND	0.50	0.46	ug/L							
Chloromethane	ND	0.50	0.36	ug/L							
cis-1,2-Dichloroethene	ND	0.50	0.18	ug/L							
cis-1,3-Dichloropropene	ND	0.50	0.30	ug/L							
Dibromochloromethane	ND	0.50	0.37	ug/L							
Ethylbenzene	ND	0.50	0.26	ug/L							
Methyl tert Butyl Ether	ND	5.0	0.43	ug/L							
Methylene Chloride	0.330	3.0	0.15	ug/L							J
Styrene	ND	0.50	0.22	ug/L							
Tetrachloroethene	ND	0.50	0.23	ug/L							
Toluene	ND	0.50	0.22	ug/L							
trans-1,2-Dichloroethene	ND	0.50	0.10	ug/L							
trans-1,3-Dichloropropene	ND	0.50	0.24	ug/L							

Client Name: Tetra Tech, Inc. - San Bernardino
Contact: Mark Feldman
Address: 301 E. Vanderbilt Way Suite 450
San Bernardino, CA 92408

Report Date: 28-Jan-2011

Project Name: Tetra-Tech Lockheed
Project Number: [none]

Work Order Number: A1A0851

Received on Ice (Y/N): Yes Temp: 3 °C

Volatile Organic Compounds by EPA 8260B - Batch Quality Control

Analyte(s)	Result	RDL	MDL	Units	Spike Level	Source Result	%REC	%REC Limits	RPD	RPD Limit	Flag
Batch 1A17003 - Purge and Trap											
Blank (1A17003-BLK1)					Prepared: 01/17/11 Analyzed: 01/18/11						
Trichloroethene	ND	0.50	0.25	ug/L							
Trichlorofluoromethane	ND	5.0	0.16	ug/L							
Vinyl Acetate	ND	10	0.48	ug/L							
Vinyl Chloride	ND	0.50	0.13	ug/L							
Xylenes (m+p)	ND	0.50	0.36	ug/L							
Xylenes (ortho)	ND	0.50	0.41	ug/L							
1,4-Dioxane	ND	35	9.3	ug/L							
Surrogate: 1,2-Dichloroethane-d4	*10.2*			ug/L	*10.0*		*102*	*80-124*			
Surrogate: Bromofluorobenzene	*10.3*			ug/L	*10.0*		*103*	*80-120*			
Surrogate: Toluene-d8	*9.69*			ug/L	*10.0*		*96.9*	*80-120*			
Blank (1A17003-BLK2)					Prepared & Analyzed: 01/18/11						
1,1,1-Trichloroethane	ND	0.50	0.12	ug/L							
1,1,2,2-Tetrachloroethane	ND	0.50	0.29	ug/L							
1,1,2-Trichloroethane	ND	0.50	0.31	ug/L							
1,1-Dichloroethane	ND	0.50	0.098	ug/L							
1,1-Dichloroethene	ND	0.50	0.12	ug/L							
1,2,3-Trichloropropane	ND	0.50	0.29	ug/L							
1,2-Dichlorobenzene	ND	0.50	0.20	ug/L							
1,2-Dichloroethane	ND	0.50	0.21	ug/L							
1,2-Dichloropropane	ND	0.50	0.19	ug/L							
1,3-Dichlorobenzene	ND	0.50	0.15	ug/L							
1,4-Dichlorobenzene	ND	0.50	0.072	ug/L							
2-Butanone(MEK)	ND	3.0	1.2	ug/L							
2-Hexanone	ND	5.0	1.2	ug/L							
4-Methyl-2-Pentanone(MIBK)	ND	5.0	0.95	ug/L							
Acetone	ND	10	5.0	ug/L							
Benzene	ND	0.50	0.14	ug/L							
Bromodichloromethane	ND	0.50	0.11	ug/L							
Bromoform	ND	1.0	0.50	ug/L							
Bromomethane	ND	0.50	0.48	ug/L							
Carbon Disulfide	ND	0.50	0.36	ug/L							
Carbon Tetrachloride	ND	0.50	0.15	ug/L							
Chlorobenzene	ND	0.50	0.23	ug/L							
Chloroethane	ND	0.50	0.35	ug/L							
Chloroform	ND	0.50	0.46	ug/L							
Chloromethane	ND	0.50	0.36	ug/L							

Client Name: Tetra Tech, Inc. - San Bernardino
Contact: Mark Feldman
Address: 301 E. Vanderbilt Way Suite 450
San Bernardino, CA 92408

Report Date: 28-Jan-2011

Project Name: Tetra-Tech Lockheed
Project Number: [none]

Work Order Number: A1A0851

Received on Ice (Y/N): Yes Temp: 3 °C

Volatile Organic Compounds by EPA 8260B - Batch Quality Control

Analyte(s)	Result	RDL	MDL	Units	Spike Level	Source Result	%REC	%REC Limits	RPD	RPD Limit	Flag
Batch 1A17003 - Purge and Trap											
Blank (1A17003-BLK2)					Prepared & Analyzed: 01/18/11						
cis-1,2-Dichloroethene	ND	0.50	0.18	ug/L							
cis-1,3-Dichloropropene	ND	0.50	0.30	ug/L							
Dibromochloromethane	ND	0.50	0.37	ug/L							
Ethylbenzene	ND	0.50	0.26	ug/L							
Methyl tert Butyl Ether	ND	5.0	0.43	ug/L							
Methylene Chloride	ND	3.0	0.15	ug/L							
Styrene	ND	0.50	0.22	ug/L							
Tetrachloroethene	ND	0.50	0.23	ug/L							
Toluene	ND	0.50	0.22	ug/L							
trans-1,2-Dichloroethene	ND	0.50	0.10	ug/L							
trans-1,3-Dichloropropene	ND	0.50	0.24	ug/L							
Trichloroethene	ND	0.50	0.25	ug/L							
Trichlorofluoromethane	ND	5.0	0.16	ug/L							
Vinyl Acetate	ND	10	0.48	ug/L							
Vinyl Chloride	ND	0.50	0.13	ug/L							
Xylenes (m+p)	ND	0.50	0.36	ug/L							
Xylenes (ortho)	ND	0.50	0.41	ug/L							
1,4-Dioxane	ND	35	9.3	ug/L							
Surrogate: 1,2-Dichloroethane-d4	*10.0*			ug/L	*10.0*		*100*	*80-124*			
Surrogate: Bromofluorobenzene	*10.1*			ug/L	*10.0*		*101*	*80-120*			
Surrogate: Toluene-d8	*9.66*			ug/L	*10.0*		*96.6*	*80-120*			
LCS (1A17003-BS1)					Prepared: 01/17/11		Analyzed: 01/18/11				
1,1-Dichloroethane	22.6	0.50	0.098	ug/L	25.0		90.3	70-130			
1,1-Dichloroethene	23.8	0.50	0.12	ug/L	25.0		95.4	70-130			
1,4-Dichlorobenzene	24.4	0.50	0.072	ug/L	25.0		97.6	70-130			
Benzene	23.8	0.50	0.14	ug/L	25.0		95.1	70-130			
Bromodichloromethane	23.7	0.50	0.11	ug/L	25.0		94.8	70-130			
Bromoform	25.0	1.0	0.50	ug/L	25.0		100	70-130			
Chloroform	24.1	0.50	0.46	ug/L	25.0		96.6	70-130			
Dibromochloromethane	25.1	0.50	0.37	ug/L	25.0		101	70-130			
Ethylbenzene	23.7	0.50	0.26	ug/L	25.0		95.0	70-130			
Methyl tert Butyl Ether	25.2	5.0	0.43	ug/L	25.0		101	70-130			
Tetrachloroethene	23.2	0.50	0.23	ug/L	25.0		92.7	70-130			
Toluene	23.3	0.50	0.22	ug/L	25.0		93.2	70-130			
Trichloroethene	23.8	0.50	0.25	ug/L	25.0		95.1	70-130			
Vinyl Chloride	23.7	0.50	0.13	ug/L	25.0		94.8	70-130			

Client Name: Tetra Tech, Inc. - San Bernardino
Contact: Mark Feldman
Address: 301 E. Vanderbilt Way Suite 450
San Bernardino, CA 92408

Report Date: 28-Jan-2011

Project Name: Tetra-Tech Lockheed
Project Number: [none]

Work Order Number: A1A0851

Received on Ice (Y/N): Yes Temp: 3 °C

Volatile Organic Compounds by EPA 8260B - Batch Quality Control

Analyte(s)	Result	RDL	MDL	Units	Spike Level	Source Result	%REC	%REC Limits	RPD	RPD Limit	Flag
Batch 1A17003 - Purge and Trap											
LCS (1A17003-BS1)					Prepared: 01/17/11 Analyzed: 01/18/11						
Xylenes (m+p)	47.9	0.50	0.36	ug/L	50.0		95.7	70-130			
Xylenes (ortho)	24.0	0.50	0.41	ug/L	25.0		96.0	70-130			
Surrogate: 1,2-Dichloroethane-d4	*10.1*			ug/L	*10.0*		*101*	*80-124*			
Surrogate: Bromofluorobenzene	*10.2*			ug/L	*10.0*		*102*	*80-120*			
Surrogate: Toluene-d8	*9.76*			ug/L	*10.0*		*97.6*	*80-120*			
LCS Dup (1A17003-BSD1)					Prepared: 01/17/11 Analyzed: 01/18/11						
1,1-Dichloroethane	22.1	0.50	0.098	ug/L	25.0		88.4	70-130	2.19	20	
1,1-Dichloroethene	23.4	0.50	0.12	ug/L	25.0		93.5	70-130	1.95	20	
1,4-Dichlorobenzene	23.6	0.50	0.072	ug/L	25.0		94.4	70-130	3.29	20	
Benzene	23.3	0.50	0.14	ug/L	25.0		93.2	70-130	1.95	20	
Bromodichloromethane	23.2	0.50	0.11	ug/L	25.0		92.6	70-130	2.39	20	
Bromoform	24.9	1.0	0.50	ug/L	25.0		99.6	70-130	0.401	20	
Chloroform	23.8	0.50	0.46	ug/L	25.0		95.1	70-130	1.54	20	
Dibromochloromethane	24.9	0.50	0.37	ug/L	25.0		99.6	70-130	0.879	20	
Ethylbenzene	22.9	0.50	0.26	ug/L	25.0		91.7	70-130	3.47	20	
Methyl tert Butyl Ether	24.7	5.0	0.43	ug/L	25.0		98.8	70-130	1.97	20	
Tetrachloroethene	22.1	0.50	0.23	ug/L	25.0		88.6	70-130	4.59	20	
Toluene	22.6	0.50	0.22	ug/L	25.0		90.5	70-130	2.87	20	
Trichloroethene	23.3	0.50	0.25	ug/L	25.0		93.0	70-130	2.17	20	
Vinyl Chloride	23.1	0.50	0.13	ug/L	25.0		92.6	70-130	2.39	20	
Xylenes (m+p)	46.4	0.50	0.36	ug/L	50.0		92.7	70-130	3.16	20	
Xylenes (ortho)	23.6	0.50	0.41	ug/L	25.0		94.2	70-130	1.89	20	
Surrogate: 1,2-Dichloroethane-d4	*9.73*			ug/L	*10.0*		*97.3*	*80-124*			
Surrogate: Bromofluorobenzene	*10.0*			ug/L	*10.0*		*100*	*80-120*			
Surrogate: Toluene-d8	*9.72*			ug/L	*10.0*		*97.2*	*80-120*			
Duplicate (1A17003-DUP1)				**Source: A1A0848-02**	Prepared: 01/17/11 Analyzed: 01/18/11						
1,1,1,2-Tetrachloroethane	ND	0.50	0.14	ug/L		ND				40	
1,1,1-Trichloroethane	ND	0.50	0.12	ug/L		ND				40	
1,1,2,2-Tetrachloroethane	ND	0.50	0.29	ug/L		ND				40	
1,1,2-Trichloroethane	ND	0.50	0.31	ug/L		ND				40	
1,1-Dichloroethane	ND	0.50	0.098	ug/L		ND				40	
1,1-Dichloroethene	ND	0.50	0.12	ug/L		ND				40	
1,1-Dichloropropene	ND	0.50	0.14	ug/L		ND				40	
1,2,3-Trichloropropane	ND	0.50	0.29	ug/L		ND				40	
1,2,4-Trichlorobenzene	ND	0.50	0.34	ug/L		ND				40	
1,2-Dichlorobenzene	ND	0.50	0.20	ug/L		ND				40	

Client Name: Tetra Tech, Inc. - San Bernardino
Contact: Mark Feldman
Address: 301 E. Vanderbilt Way Suite 450
San Bernardino, CA 92408

Report Date: 28-Jan-2011

Project Name: Tetra-Tech Lockheed
Project Number: [none]

Work Order Number: A1A0851

Received on Ice (Y/N): Yes Temp: 3 °C

Volatile Organic Compounds by EPA 8260B - Batch Quality Control

Analyte(s)	Result	RDL	MDL	Units	Spike Level	Source Result	%REC	%REC Limits	RPD	RPD Limit	Flag
Batch 1A17003 - Purge and Trap											
Duplicate (1A17003-DUP1)			**Source: A1A0848-02**	Prepared: 01/17/11 Analyzed: 01/18/11							
1,2-Dichloroethane	ND	0.50	0.21	ug/L		ND				40	
1,2-Dichloropropane	ND	0.50	0.19	ug/L		ND				40	
1,3-Dichlorobenzene	ND	0.50	0.15	ug/L		ND				40	
1,3-Dichloropropane	ND	0.50	0.22	ug/L		ND				40	
1,4-Dichlorobenzene	ND	0.50	0.072	ug/L		ND				40	
2,2-Dichloropropane	ND	0.50	0.49	ug/L		ND				40	
2-Butanone(MEK)	ND	3.0	1.2	ug/L		ND				40	
2-Hexanone	ND	5.0	1.2	ug/L		ND				40	
4-Methyl-2-Pentanone(MIBK)	ND	5.0	0.95	ug/L		ND				40	
Acetone	ND	10	5.0	ug/L		ND				40	
Acetonitrile	ND	10	2.2	ug/L		ND				40	
Acrolein	ND	10	3.7	ug/L		ND				40	
Acrylonitrile	ND	10	3.3	ug/L		ND				40	
Allyl Chloride	ND	5.0	0.20	ug/L		ND				40	
Benzene	ND	0.50	0.14	ug/L		ND				40	
Bromochloromethane	ND	0.50	0.33	ug/L		ND				40	
Bromodichloromethane	ND	0.50	0.11	ug/L		ND				40	
Bromoform	ND	1.0	0.50	ug/L		ND				40	
Bromomethane	ND	0.50	0.48	ug/L		ND				40	
Carbon Disulfide	ND	0.50	0.36	ug/L		ND				40	
Carbon Tetrachloride	ND	0.50	0.15	ug/L		ND				40	
Chlorobenzene	ND	0.50	0.23	ug/L		ND				40	
Chloroethane	ND	0.50	0.35	ug/L		ND				40	
Chloroform	ND	0.50	0.46	ug/L		ND				40	
Chloromethane	ND	0.50	0.36	ug/L		ND				40	
Chloroprene	ND	10	0.21	ug/L		ND				40	
cis-1,2-Dichloroethene	ND	0.50	0.18	ug/L		ND				40	
cis-1,3-Dichloropropene	ND	0.50	0.30	ug/L		ND				40	
Dibromochloromethane	ND	0.50	0.37	ug/L		ND				40	
Dibromomethane	ND	0.50	0.16	ug/L		ND				40	
Dichlorodifluoromethane	ND	0.50	0.18	ug/L		ND				40	
Ethyl Methacrylate	ND	0.50	0.48	ug/L		ND				40	
Ethylbenzene	ND	0.50	0.26	ug/L		ND				40	
Iodomethane	ND	10	1.1	ug/L		ND				40	
Isobutyl Alcohol	ND	100	4.8	ug/L		ND				40	
Methacrylonitrile	ND	10	2.9	ug/L		ND				40	

Client Name: Tetra Tech, Inc. - San Bernardino
Contact: Mark Feldman
Address: 301 E. Vanderbilt Way Suite 450
San Bernardino, CA 92408

Report Date: 28-Jan-2011

Project Name: Tetra-Tech Lockheed
Project Number: [none]

Work Order Number: A1A0851

Received on Ice (Y/N): Yes Temp: 3 °C

Volatile Organic Compounds by EPA 8260B - Batch Quality Control

Analyte(s)	Result	RDL	MDL	Units	Spike Level	Source Result	%REC	%REC Limits	RPD	RPD Limit	Flag
Batch 1A17003 - Purge and Trap											
Duplicate (1A17003-DUP1)			**Source: A1A0848-02**		Prepared: 01/17/11	Analyzed: 01/18/11					
Methyl Methacrylate	ND	5.0	0.96	ug/L		ND				40	
Methyl tert Butyl Ether	ND	5.0	0.43	ug/L		ND				40	
Methylene Chloride	ND	3.0	0.15	ug/L		ND				40	
Naphthalene	ND	0.50	0.44	ug/L		ND				40	
Propionitrile	ND	200	3.7	ug/L		ND				40	
Styrene	ND	0.50	0.22	ug/L		ND				40	
Tetrachloroethene	ND	0.50	0.23	ug/L		ND				40	
Toluene	ND	0.50	0.22	ug/L		ND				40	
trans-1,2-Dichloroethene	ND	0.50	0.10	ug/L		ND				40	
trans-1,3-Dichloropropene	ND	0.50	0.24	ug/L		ND				40	
trans-1,4-Dichloro-2-butene	ND	5.0	0.58	ug/L		ND				40	
Trichloroethene	ND	0.50	0.25	ug/L		ND				40	
Trichlorofluoromethane	ND	5.0	0.16	ug/L		ND				40	
Vinyl Acetate	ND	10	0.48	ug/L		ND				40	
Vinyl Chloride	ND	0.50	0.13	ug/L		ND				40	
Xylenes (m+p)	ND	0.50	0.36	ug/L		ND				40	
Xylenes (ortho)	ND	0.50	0.41	ug/L		ND				40	
Xylenes (total)	ND	1.0	0.41	ug/L		ND				200	
Surrogate: 1,2-Dichloroethane-d4	*10.4*			ug/L	*10.0*		*104*	*80-124*			
Surrogate: Bromofluorobenzene	*10.3*			ug/L	*10.0*		*103*	*80-120*			
Surrogate: Toluene-d8	*9.86*			ug/L	*10.0*		*98.6*	*80-120*			
Matrix Spike (1A17003-MS1)			**Source: A1A0670-05**		Prepared: 01/17/11	Analyzed: 01/18/11					
1,1-Dichloroethane	24.6	0.50	0.098	ug/L	25.0	ND	98.6	70-130			
1,1-Dichloroethene	26.7	0.50	0.12	ug/L	25.0	ND	107	70-130			
1,4-Dichlorobenzene	26.7	0.50	0.072	ug/L	25.0	ND	107	70-130			
Benzene	25.8	0.50	0.14	ug/L	25.0	ND	103	70-130			
Bromodichloromethane	25.9	0.50	0.11	ug/L	25.0	ND	104	70-130			
Bromoform	27.1	1.0	0.50	ug/L	25.0	ND	108	70-130			
Chloroform	26.3	0.50	0.46	ug/L	25.0	ND	105	70-130			
Dibromochloromethane	27.8	0.50	0.37	ug/L	25.0	ND	111	70-130			
Ethylbenzene	26.4	0.50	0.26	ug/L	25.0	ND	106	70-130			
Methyl tert Butyl Ether	26.9	5.0	0.43	ug/L	25.0	ND	108	70-130			
Tetrachloroethene	26.0	0.50	0.23	ug/L	25.0	ND	104	70-130			
Toluene	25.9	0.50	0.22	ug/L	25.0	ND	104	70-130			
Trichloroethene	26.8	0.50	0.25	ug/L	25.0	ND	107	70-130			
Vinyl Chloride	26.0	0.50	0.13	ug/L	25.0	ND	104	70-130			

Client Name: Tetra Tech, Inc. - San Bernardino
Contact: Mark Feldman
Address: 301 E. Vanderbilt Way Suite 450
San Bernardino, CA 92408

Report Date: 28-Jan-2011

Project Name: Tetra-Tech Lockheed
Project Number: [none]

Work Order Number: A1A0851

Received on Ice (Y/N): Yes Temp: 3 °C

Volatile Organic Compounds by EPA 8260B - Batch Quality Control

Analyte(s)	Result	RDL	MDL	Units	Spike Level	Source Result	%REC	%REC Limits	RPD	RPD Limit	Flag
Batch 1A17003 - Purge and Trap											
Matrix Spike (1A17003-MS1)			**Source: A1A0670-05**		Prepared: 01/17/11		Analyzed: 01/18/11				
Xylenes (m+p)	53.8	0.50	0.36	ug/L	50.0	ND	108	70-130			
Xylenes (ortho)	26.7	0.50	0.41	ug/L	25.0	ND	107	70-130			
Surrogate: 1,2-Dichloroethane-d4	*9.62*			ug/L	*10.0*		*96.2*	*80-124*			
Surrogate: Bromofluorobenzene	*10.2*			ug/L	*10.0*		*102*	*80-120*			
Surrogate: Toluene-d8	*9.81*			ug/L	*10.0*		*98.1*	*80-120*			

Client Name: Tetra Tech, Inc. - San Bernardino
Contact: Mark Feldman
Address: 301 E. Vanderbilt Way Suite 450
San Bernardino, CA 92408

Report Date: 28-Jan-2011

Project Name: Tetra-Tech Lockheed
Project Number: [none]

Work Order Number: A1A0851

Received on Ice (Y/N): Yes Temp: 3 °C

Semivolatile Organic Compounds by EPA 8270C SIM - Batch Quality Control

Analyte(s)	Result	RDL	MDL	Units	Spike Level	Source Result	%REC	%REC Limits	RPD	RPD Limit	Flag
Batch 1A15002 - EPA 3520C											
Blank (1A15002-BLK1)					Prepared: 01/15/11 Analyzed: 01/19/11						
1,4-Dioxane	ND	0.20	0.10	ug/L							
LCS (1A15002-BS1)					Prepared: 01/15/11 Analyzed: 01/19/11						
1,4-Dioxane	1.06	0.20	0.10	ug/L	1.00		106	85-115			
LCS Dup (1A15002-BSD1)					Prepared: 01/15/11 Analyzed: 01/19/11						
1,4-Dioxane	1.10	0.20	0.10	ug/L	1.00		110	85-115	3.70	20	
Matrix Spike (1A15002-MS1)			**Source: A1A0989-01**		Prepared: 01/15/11 Analyzed: 01/19/11						
1,4-Dioxane	1.12	0.20	0.10	ug/L	0.943	0.179	100	85-115			
Batch 1A23003 - EPA 3520C											
Blank (1A23003-BLK1)					Prepared: 01/23/11 Analyzed: 01/25/11						
1,4-Dioxane	ND	0.20	0.10	ug/L							
LCS (1A23003-BS1)					Prepared: 01/23/11 Analyzed: 01/25/11						
1,4-Dioxane	1.05	0.20	0.10	ug/L	1.00		105	85-115			
LCS Dup (1A23003-BSD1)					Prepared: 01/23/11 Analyzed: 01/25/11						
1,4-Dioxane	1.04	0.20	0.10	ug/L	1.00		104	85-115	0.957	20	
Matrix Spike (1A23003-MS1)			**Source: A1A0851-09RE**		Prepared: 01/23/11 Analyzed: 01/25/11						
1,4-Dioxane	574	2.0	1.0	ug/L	10.0	570	44.0	85-115			QM-5X

Client Name: Tetra Tech, Inc. - San Bernardino
Contact: Mark Feldman
Address: 301 E. Vanderbilt Way Suite 450
San Bernardino, CA 92408

Report Date: 28-Jan-2011

Project Name: Tetra-Tech Lockheed
Project Number: [none]

Work Order Number: A1A0851

Received on Ice (Y/N): Yes Temp: 3 °C

Notes and Definitions

J	Estimated value
N_HTd	Original sample was run within holding time. Due to matrix interference or high background level of analyte, the sample was diluted and reanalyzed. Reanalysis occurred outside EPA recommended holding time.
N_RLm	Due to sample matrix, the reporting limit has been raised.
Nconf	Result(s) confirmed by re-analysis.
N-TOCd	Sample filtered and preserved at laboratory after 15 minute regulatory holding time.
PblkJ	The analyte was detected in the Method Blank at a concentration between the MDL and the MRL.
QFpas	Follow-up result within laboratory acceptance criteria.
QM-5X	Due to analyte concentration greater than or equal to 5 times the spike concentration, recoveries for the MS and/or MSD did not meet laboratory acceptance criteria.
QMout	MS and/or MSD recovery did not meet laboratory acceptance criteria.
QOcal	The concentration indicated for this analyte is an estimated value above the calibration range of the instrument.
QRPDl	Analyte concentration was below range for valid RPD determination.
ND:	Analyte NOT DETECTED at or above the Method Detection Limit **(if MDL is reported)**, otherwise at or above the Reportable Detection Limit (RDL)
NR:	Not Reported
RDL:	Reportable Detection Limit
MDL:	Method Detection Limit

* / (Non-NELAP): NELAP does not offer accreditation for this analyte/method/matrix combination

E.S.BABCOCK&Sons,Inc.
Environmental Laboratories est 1906

Client Name:	Tetra Tech, Inc. - San Bernardino	Analytical Report:	Page 35 of 43
Contact:	Mark Feldman	Project Name:	Tetra-Tech Lockheed
Address:	301 E. Vanderbilt Way Suite 450 San Bernardino, CA 92408	Project Number:	[none]
		Work Order Number:	**A1A0851**
Report Date:	28-Jan-2011	Received on Ice (Y/N):	Yes Temp: 3 °C

Approval

Enclosed are the analytical results for the submitted sample(s). Babcock Laboratories certify the data presented as part of this report meet the minimum quality standards in the referenced analytical methods. Any exceptions have been noted. Babcock Laboratories and its officers and employees assume no responsibility and make no warranty, express or implied, for uses or interpretations made by any recipients, intended or unintended, of this report.

Lorenzo Rodriguez

Lorenzo (Z) Rodriguez

Project Manager

cc:

ESB_ mdl_PDF

E.S.BABCOCK&Sons,Inc.
Environmental Laboratories est 1906

Client Name: Tetra Tech, Inc. - San Bernardino
Contact: Mark Feldman
Address: 301 E. Vanderbilt Way Suite 450
San Bernardino, CA 92408

Report Date: 28-Jan-2011

Project Name: Tetra-Tech Lockheed
Project Number: [none]

Work Order Number: A1A0851

Received on Ice (Y/N): Yes Temp: 3 °C

microseeps
from insight comes solutions

Client Name: ES Babcock and Sons, Inc
Contact: Lorenzo Rodriguez
Address: 6100 Quail Valley
PO Box 432
Riverside, CA 92502-0432

Page: Page 1 of 6
Lab Proj #: P1101082
Report Date: 01/24/11
Client Proj Name: A1A0851
Client Proj #: A1A0851

Laboratory Results

Total pages in data package: 7

Lab Sample #	Client Sample ID
P1101082-01	MW-49
P1101082-02	MW-49-DUP
P1101082-03	MW-61B

Microseeps test results meet all the requirements of the NELAC standards or provide reasons and/or justification if they do not.

Approved By: Heather Hauser *HH* ***Date:*** 1-25-11

Project Manager: Heather Hauser

The analytical results reported here are reliable and usable to the precision expressed in this report. As required by some regulating authorities, a full discussion of the uncertainty in our analytical results can be obtained at our web site or through customer service. Unless otherwise specified, all results are reported on a wet weight basis.

As a valued client we would appreciate your comments on our service.
Please call customer service at (412)826-5245 or email customerservice@microseeps.com.

Case Narrative:

220 William Pitt Way • Pittsburgh, PA 15238 • Tel 412-826-5245 • Fax 412-826-3433
website www.microseeps.com email info@microseeps.com

Client Name: Tetra Tech, Inc. - San Bernardino
Contact: Mark Feldman
Address: 301 E. Vanderbilt Way Suite 450
San Bernardino, CA 92408

Report Date: 28-Jan-2011

Project Name: Tetra-Tech Lockheed
Project Number: [none]

Work Order Number: A1A0851

Received on Ice (Y/N): Yes Temp: 3 °C

Client Name: ES Babcock and Sons, Inc
Contact: Lorenzo Rodriguez
Address: 6100 Quail Valley
PO Box 432
Riverside, CA 92502-0432

Lab Proj #: P1101082
Report Date: 01/24/11
Client Proj Name: A1A0851
Client Proj #: A1A0851

Sample Description	Matrix	Lab Sample #	Sampled Date/Time	Received
MW-49	Water	P1101082-01	10 Jan. 11 11:47	12 Jan. 11 11:38

Analyte(s)	Flag	Result	PQL	Units	Method #	Analysis Date	By
RiskAnalysis							
N Ethane	U	< 0.10	0.10	ug/L	RSK-175	1/20/11	gt
N Ethene	U	< 0.10	0.10	ug/L	RSK-175	1/20/11	gt
N Hydrogen		13.000	0.600	nM	AM20GAX	1/12/11	gt
N Methane	J	0.04	0.10	ug/L	RSK-175	1/20/11	gt

PA02-00538

Data Qualifiers: J - estimated value, U - Non detect, R - Poor surrogate recovery, M - Recovery/RPD poor for MS/MSD, SAMP/DUP, B - detected in blank, S - field sample as received did not meet NELAC sample acceptance criteria, L - Subcontracted Lab used, N - NELAC certified analysis

MICROSEEPS

Client Name: Tetra Tech, Inc. - San Bernardino
Contact: Mark Feldman
Address: 301 E. Vanderbilt Way Suite 450
San Bernardino, CA 92408

Report Date: 28-Jan-2011

Project Name: Tetra-Tech Lockheed
Project Number: [none]

Work Order Number: A1A0851

Received on Ice (Y/N): Yes Temp: 3 °C

Client Name: ES Babcock and Sons, Inc
Contact: Lorenzo Rodriguez
Address: 6100 Quail Valley
PO Box 432
Riverside, CA 92502-0432

Lab Proj #: P1101082
Report Date: 01/24/11
Client Proj Name: A1A0851
Client Proj #: A1A0851

Sample Description	Matrix	Lab Sample #	Sampled Date/Time	Received
MW-49-DUP	Water	P1101082-02	10 Jan. 11 12:00	12 Jan. 11 11:38

Analyte(s)	Flag	Result	PQL	Units	Method #	Analysis Date	By
RiskAnalysis							
N Ethane	U	< 0.10	0.10	ug/L	RSK-175	1/20/11	gt
N Ethene	U	< 0.10	0.10	ug/L	RSK-175	1/20/11	gt
N Methane		0.11	0.10	ug/L	RSK-175	1/20/11	gt

PA02-00538

Data Qualifiers: J - estimated value, U - Non detect, R - Poor surrogate recovery, M - Recovery/RPD poor for MS/MSD, SAMP/DUP, B - detected in blank, S - field sample as received did not meet NELAC sample acceptance criteria, L - Subcontracted Lab used, N - NELAC certified analysis

MICROSEEPS

Client Name: Tetra Tech, Inc. - San Bernardino
Contact: Mark Feldman
Address: 301 E. Vanderbilt Way Suite 450
San Bernardino, CA 92408

Report Date: 28-Jan-2011

Project Name: Tetra-Tech Lockheed
Project Number: [none]

Work Order Number: A1A0851

Received on Ice (Y/N): Yes Temp: 3 °C

Client Name: ES Babcock and Sons, Inc
Contact: Lorenzo Rodriguez
Address: 6100 Quail Valley
PO Box 432
Riverside, CA 92502-0432

Lab Proj #: P1101082
Report Date: 01/24/11
Client Proj Name: A1A0851
Client Proj #: A1A0851

Sample Description	Matrix	Lab Sample #	Sampled Date/Time	Received
MW-61B	Water	P1101082-03	10 Jan. 11 13:25	12 Jan. 11 11:38

Analyte(s)	Flag	Result	PQL	Units	Method #	Analysis Date	By
RiskAnalysis							
N Ethane		0.35	0.10	ug/L	RSK-175	1/20/11	gt
N Ethene	J	0.05	0.10	ug/L	RSK-175	1/20/11	gt
N Hydrogen		11.000	0.600	nM	AM20GAX	1/12/11	gt
N Methane		0.23	0.10	ug/L	RSK-175	1/20/11	gt

PA02-00538

Data Qualifiers: J - estimated value, U - Non detect, R - Poor surrogate recovery, M - Recovery/RPD poor for MS/MSD, SAMP/DUP, B - detected in blank, S - field sample as received did not meet NELAC sample acceptance criteria, L - Subcontracted Lab used, N - NELAC certified analysis

MICROSEEPS

Client Name: Tetra Tech, Inc. - San Bernardino
Contact: Mark Feldman
Address: 301 E. Vanderbilt Way Suite 450
San Bernardino, CA 92408

Report Date: 28-Jan-2011

Analytical Report: Page 40 of 43
Project Name: Tetra-Tech Lockheed
Project Number: [none]

Work Order Number: A1A0851

Received on Ice (Y/N): Yes Temp: 3 °C

Client Name: ES Babcock and Sons, Inc
Contact: Lorenzo Rodriguez
Address: 6100 Quail Valley
PO Box 432
Riverside, CA 92502-0432

Page: Page 5 of 6
Lab Proj #: P1101082
Report Date: 01/24/11
Client Proj Name: A1A0851
Client Proj #: A1A0851

Prep Method: Hydrogen by Bubble Strip
Analysis Method: Hydrogen by Bubble Strip

M110113033-MB

	Result		TrueSpikeConc.	RDL	%Recovery	Ctl Limits
Hydrogen	< 0.600	nM		0.6		- NA

M110113033-LCS

	Result		TrueSpikeConc.	%Recovery	Ctl Limits
Hydrogen	53.000	nM	48.91	108.00	80 - 120

M110113033-LCSD

	Result		TrueSpikeConc.	%Recovery	Ctl Limits	RPD	RPD Ctl Limits
Hydrogen	53.000	nM	48.91	108.00	80 - 120	0	0 - 20

Outlined Results indicate results outside of Control limits

PA02-00538

Data Qualifiers: J - estimated value, U - Non detect, R - Poor surrogate recovery, M - Recovery/RPD poor for MS/MSD, SAMP/DUP, B - detected in blank, S - field sample as received did not meet NELAC sample acceptance criteria, L - Subcontracted Lab used, N - NELAC certified analysis

MICROSEEPS

Client Name: Tetra Tech, Inc. - San Bernardino
Contact: Mark Feldman
Address: 301 E. Vanderbilt Way Suite 450
San Bernardino, CA 92408

Report Date: 28-Jan-2011

Project Name: Tetra-Tech Lockheed
Project Number: [none]

Work Order Number: A1A0851

Received on Ice (Y/N): Yes Temp: 3 °C

Client Name: ES Babcock and Sons, Inc
Contact: Lorenzo Rodriguez
Address: 6100 Quail Valley
PO Box 432
Riverside, CA 92502-0432

Lab Proj #: P1101082
Report Date: 01/24/11
Client Proj Name: A1A0851
Client Proj #: A1A0851

Prep Method: Light Hydrocarbons (C1-C4) in Water
Analysis Method: Light Hydrocarbons (C1-C4) in Water

M110120026-MB

	Result		TrueSpikeConc.	RDL	%Recovery	Ctl Limits
Methane	0.09	ug/L		0.10		- NA
Ethane	< 0.10	ug/L		0.10		- NA
Ethene	< 0.10	ug/L		0.10		- NA

M110120026-LCS

	Result		TrueSpikeConc.	%Recovery	Ctl Limits
Methane	47.00	ug/L	48.40	97.00	85 - 115
Ethane	86.00	ug/L	90.00	96.00	85 - 115
Ethene	80.00	ug/L	81.60	98.00	85 - 115

M110120026-LCSD

	Result		TrueSpikeConc.	%Recovery	Ctl Limits	RPD	RPD Ctl Limits
Methane	47.00	ug/L	48.40	97.00	85 - 115	0.00	0 - 20
Ethane	86.00	ug/L	90.00	96.00	85 - 115	0.00	0 - 20
Ethene	81.00	ug/L	81.60	99.00	85 - 115	1.24	0 - 20

P1101101-02A-DUP

	Result		TrueSpikeConc.	%Recovery	Ctl Limits	RPD	RPD Ctl Limits
Methane	9.30	ug/L			- NA	7.25	0 - 20
Ethane	9.00	ug/L			- NA	3.28	0 - 20
Ethene	7.20	ug/L			- NA	4.08	0 - 20

Outlined Results indicate results outside of Control limits

PA02-00538

Data Qualifiers: J - estimated value, U - Non detect, R - Poor surrogate recovery, M - Recovery/RPD poor for MS/MSD, SAMP/DUP, B - detected in blank, S - field sample as received did not meet NELAC sample acceptance criteria, L - Subcontracted Lab used, N - NELAC certified analysis

MICROSEEPS

E.S.BABCOCK&Sons,Inc.
Environmental Laboratories est 1906

Client Name: Tetra Tech, Inc. - San Bernardino
Contact: Mark Feldman
Address: 301 E. Vanderbilt Way Suite 450
San Bernardino, CA 92408

Report Date: 28-Jan-2011

Project Name: Tetra-Tech Lockheed
Project Number: [none]

Work Order Number: A1A0851

Received on Ice (Y/N): Yes Temp: 3 °C

P1101082

Printed: 1/11/2011 15:43

SUBCONTRACT ORDER

E.S. Babcock & Sons, Inc.

A1A0851 1Z 578 1X9 01 4879 2910

SENDING LABORATORY:

E.S. Babcock & Sons, Inc.
P. O. Box 432
Riverside, CA 92502-0432
Phone: (951) 653-3351
Fax: (951) 653-1662
Project Manager: Lorenzo (Z) Rodriguez

RECEIVING LABORATORY:

Microseeps - Subcontract
220 William Pitt Way
Pittsburgh, PA 15238
Phone :(800) 659-2887
Fax: -

Copy/Relog from A1A0848. Need QC, J-Flag, Special EDD. LJC to email RUSH results and final PDF. All soilds report Dry Wt. Basis. All invoices for REVIEW prior to mailing. MONTHLY BILLING Email individual invoices to tes.sbo.ap@tetratech.com Login in-house

Analysis	Due	Expires Regulatory Days Past Date Sampled	Laboratory ID	Comments
Sample ID: A1A0851-06	**Liquid**	**Sampled:01/10/11 11:47**	**MW-49**	***Proj.No.:*[none]**
Subout_01	01/25/11 17:00	01/20/11 11:47	J-flags RSK175 - Methane, Ethane, Ethene	
Subout	01/25/11 17:00	01/20/11 11:47	J-flags AM20GAX - Hydrogen	
Containers Supplied:				
Voa Vial -Unpres (I)	Voa Vial -Unpres (J)	Other- Unpres. (K)		
Sample ID: A1A0851-08	**Liquid**	**Sampled:01/10/11 12:00**	**MW-49-DUP**	***Proj.No.:*[none]**
Subout_01	01/25/11 17:00	01/20/11 12:00	J-flags RSK175 - Methane, Ethane, Ethene	
Containers Supplied:				
Voa Vial -Unpres (I)	Voa Vial -Unpres (J)	Other- Unpres. (K)		
Sample ID: A1A0851-09	**Liquid**	**Sampled:01/10/11 13:25**	**MW-61B**	***Proj.No.:*[none]**
Subout_01	01/25/11 17:00	01/20/11 13:25	J-flags RSK175 - Methane, Ethane, Ethene	
Subout	01/25/11 17:00	01/20/11 13:25	J-flags AM20GAX - Hydrogen	
Containers Supplied:				
Voa Vial -Unpres (I)	Voa Vial -Unpres (J)	Other- Unpres. (K)		

All Containers Intact: _____ Yes _____No Samples Preserved Properly: _____Yes _____No

Samples Received at 1.6 °C Sample Lables / COC Agree: _____Yes _____No Custody Seals Present: _____Yes _____No

Please forward all acknowledgements of sample receipt, final reports and invoices to data@babcocklabs.com
NO HARDCOPIES PLEASE.

Released By	Date	Received By	Date
[signature]	1-11-2011	[signature]	1/11/11
Released By	Date	Received By	Date

mailing
P.O Box 432
Riverside, CA 92502-0432

location
6100 Quail Valley Court
Riverside, CA 92507-0704

P 951 653 3351
F 951 653 1662
www.babcocklabs.com

NELAP no, 02101CA
CA ELAP no. 1156
EPA no. CA00102

E.S.BABCOCK&Sons,Inc.
Environmental Laboratories est 1906

Client Name: Tetra Tech, Inc. - San Bernardino
Contact: Mark Feldman
Address: 301 E. Vanderbilt Way Suite 450
San Bernardino, CA 92408

Report Date: 28-Jan-2011

Analytical Report: Page 43 of 43
Project Name: Tetra-Tech Lockheed
Project Number: [none]

Work Order Number: A1A0851

Received on Ice (Y/N): Yes Temp: 3 °C

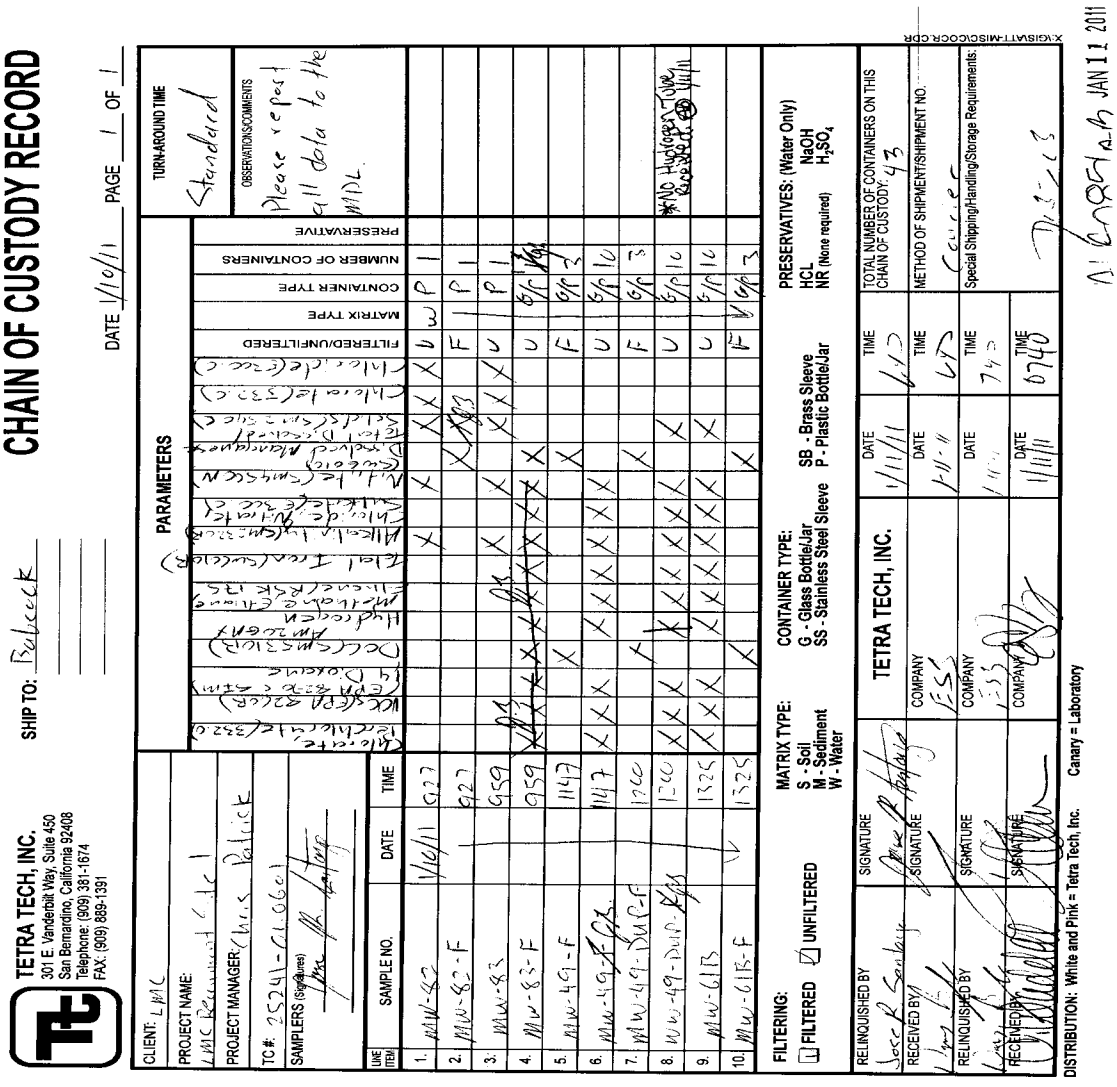

E.S.BABCOCK&Sons,Inc.
Environmental Laboratories est 1906

Client Name: Tetra Tech, Inc. - San Bernardino
Contact: Mark Feldman
Address: 301 E. Vanderbilt Way Suite 450
San Bernardino, CA 92408

Analytical Report: Page 1 of 1
Project Name: Tetra-Tech Lockheed
Project Number: [none]
Work Order Number: A1A0860

Report Date: 24-Jan-2011

Received on Ice (Y/N Yes Temp: 3 °C

Attached is the analytical report for the sample(s) received for your project. Below is a list of the individual sample descriptions with the corresponding laboratory number(s). Also, enclosed is a copy of the Chain of Custody document (if received with your sample(s)). Please note any unused portion of the sample(s) may be responsibly discarded after 30 days from the above report date, unless you have requested otherwise.

Thank you for the opportunity to serve your analytical needs. If you have any questions or concerns regarding this report please contact our client service department.

Sample Identification

Lab Sample #	Client Sample ID	Matrix	Date Sampled	By	Date Submitted	By
A1A0860-01	MW-49 LMC Beaumont Site 1	Liquid	01/10/11 11:47	Jose R. Santoya	01/11/11 07:40	William Bayle
A1A0860-02	MW-49-DUP LMC Beaumont Site 1	Liquid	01/10/11 12:00	Jose R. Santoya	01/11/11 07:40	William Bayle
A1A0860-03	MW-61B LMC Beaumont Site 1	Liquid	01/10/11 13:25	Jose R. Santoya	01/11/11 07:40	William Bayle

Approval

Babcock Laboratories certify that the information presented as part of this report meets the minimum quality standards in the analytical methods, if referenced. Exceptions have been noted. Babcock Laboratories and its officers and employees assume no responsibility and make no warranty, express or implied, for uses or interpretations made by any recipients, intended or unintended, of this report.

cc:

mailing
P.O. Box 432
Riverside, CA 92502-0432

location
6100 Quail Valley Court
Riverside, CA 92507-0704

P 951 653 3351
F 951 653 1662
www.babcocklabs.com

NELAP no. 02101CA
CA Elap no. 2698
EPA no. CA00102

E.S.BABCOCK&Sons,Inc.
Environmental Laboratories est 1906

Client Name:	Tetra Tech, Inc. - San Bernardino	Analytical Report:	Page 1 of 1
Contact:	Mark Feldman	Project Name:	Tetra-Tech Lockheed
Address:	301 E. Vanderbilt Way Suite 450 San Bernardino, CA 92408	Project Number:	[none]
		Work Order Number:	**A1A0860**

Report Date: 24-Jan-2011 Received on Ice (Y/N Yes Temp: 3 °C



CHAIN OF CUSTODY RECORD

DATE 1/10/11 PAGE 1 OF 1

SHIP TO: Babcock

TETRA TECH, INC.
301 E. Vanderbilt Way, Suite 450
San Bernardino, California 92408
Telephone: (909) 381-1674
FAX: (909) 889-1391

CLIENT: LMC
PROJECT NAME: Recurrent Steel GW Sampling
PROJECT MANAGER: Chris Patrick
TC #: 25241.01.0601
SAMPLERS (Signatures): Jose R. Santoyo

TURN-AROUND TIME: Standard

OBSERVATIONS/COMMENTS: Please report all data to the MDL. Need a seperate SDG for VFA samples.

PARAMETERS

LINE ITEM	SAMPLE NO.	DATE	TIME	VFAs (AM236)	FILTERED/UNFILTERED	MATRIX TYPE	CONTAINER TYPE	NUMBER OF CONTAINERS	PRESERVATIVE
1.	MW-49	1/10/11	1147	X	U	W	G	2	BAR
2.	MW-49-DUP		1200	X				2	
3.	MW-61B		1325	X				2	
4.									
5.									
6.									
7.									
8.									
9.									
10.									

FILTERING: ☐ FILTERED ☑ UNFILTERED

MATRIX TYPE: S - Soil, M - Sediment, W - Water

CONTAINER TYPE: G - Glass Bottle/Jar, SS - Stainless Steel Sleeve, SB - Brass Sleeve, P - Plastic Bottle/Jar

PRESERVATIVES: (Water Only) HCL, NR (None required), NaOH, H_2SO_4

RELINQUISHED BY: Jose R Santoyo	SIGNATURE: Jose R Santoyo	TETRA TECH, INC.	DATE: 1/11/11	TIME: 640	TOTAL NUMBER OF CONTAINERS ON THIS CHAIN OF CUSTODY: 6
RECEIVED BY: [signature]	SIGNATURE: [signature]	COMPANY: ESB	DATE: 1-11-11	TIME: 640	METHOD OF SHIPMENT/SHIPMENT NO.: Courier
RELINQUISHED BY: [signature]	SIGNATURE: [signature]	COMPANY: ESB	DATE: 1-11-11	TIME: 740	Special Shipping/Handling/Storage Requirements: [signature]
RECEIVED BY: [signature]	SIGNATURE: [signature]	COMPANY: [signature]	DATE: 1/11/11	TIME: 0740	

DISTRIBUTION: White and Pink = Tetra Tech, Inc. Canary = Laboratory

A1A0860AB JAN 11 2011

X:\GIS\ATT-MISC\COCR.CDR

mailing
P.O. Box 432
Riverside, CA 92502-0432

location
6100 Quail Valley Court
Riverside, CA 92507-0704

P 951 653 3351
F 951 653 1662
www.babcocklabs.com

NELAP no. 02101CA
CA Elap no. 2698
EPA no. CA00102

Client Name: ES Babcock and Sons, Inc
Contact: Lorenzo Rodriguez
Address: 6100 Quail Valley
PO Box 432
Riverside, CA 92502-0432

Lab Proj #: P1101081
Report Date: 01/17/11
Client Proj Name: A1A0860
Client Proj #: A1A0860

Laboratory Results

Total pages in data package: 8

Lab Sample #	Client Sample ID
P1101081-01	MW-49
P1101081-02	MW-49-DUP
P1101081-03	MW-61B

Microseeps test results meet all the requirements of the NELAC standards or provide reasons and/or justification if they do not.

Approved By: Heather Hauser (DH) ***Date:*** 1-17-11

Project Manager: Heather Hauser

The analytical results reported here are reliable and usable to the precision expressed in this report. As required by some regulating authorities, a full discussion of the uncertainty in our analytical results can be obtained at our web site or through customer service. Unless otherwise specified, all results are reported on a wet weight basis.

As a valued client we would appreciate your comments on our service.
Please call customer service at (412)826-5245 or email customerservice@microseeps.com.

Client Name: ES Babcock and Sons, Inc
Contact: Lorenzo Rodriguez
Address: 6100 Quail Valley
PO Box 432
Riverside, CA 92502-0432

Lab Proj #: P1101081
Report Date: 01/17/11
Client Proj Name: A1A0860
Client Proj #: A1A0860

Case Narrative: There was lactic acid detected in the blank at a concentration above the reporting limit. Lactic acid was not found in the samples

Client Name: ES Babcock and Sons, Inc
Contact: Lorenzo Rodriguez
Address: 6100 Quail Valley
PO Box 432
Riverside, CA 92502-0432

Lab Proj #: P1101081
Report Date: 01/17/11
Client Proj Name: A1A0860
Client Proj #: A1A0860

Sample Description	Matrix	Lab Sample #	Sampled Date/Time	Received
MW-49	Water	P1101081-01	10 Jan. 11 11:47	12 Jan. 11 11:14

Analyte(s)	Flag	Result	PQL	Units	Method #	Analysis Date	By
SemiVolatiles							
N Acetic Acid		0.120	0.070	mg/L	AM23G	1/13/11	kb
N Butyric Acid	U	< 0.050	0.050	mg/L	AM23G	1/13/11	kb
N Hexanoic Acid	U	< 0.050	0.050	mg/L	AM23G	1/13/11	kb
N i-Hexanoic Acid	U	< 0.050	0.050	mg/L	AM23G	1/13/11	kb
N i-Pentanoic Acid	U	< 0.150	0.150	mg/L	AM23G	1/13/11	kb
N Lactic Acid	UB	< 0.100	0.100	mg/L	AM23G	1/13/11	kb
N Pentanoic Acid	U	< 0.070	0.070	mg/L	AM23G	1/13/11	kb
N Propionic Acid		0.089	0.050	mg/L	AM23G	1/13/11	kb
N Pyruvic Acid	U	< 0.150	0.150	mg/L	AM23G	1/13/11	kb

PA02-00538

Data Qualifiers: J - estimated value, U - Non detect, R - Poor surrogate recovery, M - Recovery/RPD poor for MS/MSD, SAMP/DUP, B - detected in blank, S - field sample as received did not meet NELAC sample acceptance criteria, L - Subcontracted Lab used, N - NELAC certified analysis

Client Name: ES Babcock and Sons, Inc
Contact: Lorenzo Rodriguez
Address: 6100 Quail Valley
PO Box 432
Riverside, CA 92502-0432

Lab Proj #: P1101081
Report Date: 01/17/11
Client Proj Name: A1A0860
Client Proj #: A1A0860

Sample Description	Matrix	Lab Sample #	Sampled Date/Time	Received
MW-49-DUP	Water	P1101081-02	10 Jan. 11 12:00	12 Jan. 11 11:14

Analyte(s)	Flag	Result	PQL	Units	Method #	Analysis Date	By
SemiVolatiles							
N Acetic Acid		0.180	0.070	mg/L	AM23G	1/13/11	kb
N Butyric Acid	U	< 0.050	0.050	mg/L	AM23G	1/13/11	kb
N Hexanoic Acid	U	< 0.050	0.050	mg/L	AM23G	1/13/11	kb
N i-Hexanoic Acid	U	< 0.050	0.050	mg/L	AM23G	1/13/11	kb
N i-Pentanoic Acid	U	< 0.150	0.150	mg/L	AM23G	1/13/11	kb
N Lactic Acid	UB	< 0.100	0.100	mg/L	AM23G	1/13/11	kb
N Pentanoic Acid	U	< 0.070	0.070	mg/L	AM23G	1/13/11	kb
N Propionic Acid		0.100	0.050	mg/L	AM23G	1/13/11	kb
N Pyruvic Acid	U	< 0.150	0.150	mg/L	AM23G	1/13/11	kb

Data Qualifiers: J - estimated value, U - Non detect, R - Poor surrogate recovery, M - Recovery/RPD poor for MS/MSD, SAMP/DUP, B - detected in blank, S - field sample as received did not meet NELAC sample acceptance criteria, L - Subcontracted Lab used, N - NELAC certified analysis

PA02-00538

Client Name: ES Babcock and Sons, Inc
Contact: Lorenzo Rodriguez
Address: 6100 Quail Valley
PO Box 432
Riverside, CA 92502-0432

Lab Proj #: P1101081
Report Date: 01/17/11
Client Proj Name: A1A0860
Client Proj #: A1A0860

Sample Description	Matrix	Lab Sample #	Sampled Date/Time	Received
MW-61B	Water	P1101081-03	10 Jan. 11 13:25	12 Jan. 11 11:14

Analyte(s)	Flag	Result	PQL	Units	Method #	Analysis Date	By
SemiVolatiles							
N Acetic Acid		0.079	0.070	mg/L	AM23G	1/13/11	kb
N Butyric Acid	U	< 0.050	0.050	mg/L	AM23G	1/13/11	kb
N Hexanoic Acid	U	< 0.050	0.050	mg/L	AM23G	1/13/11	kb
N i-Hexanoic Acid	U	< 0.050	0.050	mg/L	AM23G	1/13/11	kb
N i-Pentanoic Acid	U	< 0.150	0.150	mg/L	AM23G	1/13/11	kb
N Lactic Acid	UB	< 0.100	0.100	mg/L	AM23G	1/13/11	kb
N Pentanoic Acid	U	< 0.070	0.070	mg/L	AM23G	1/13/11	kb
N Propionic Acid		0.110	0.050	mg/L	AM23G	1/13/11	kb
N Pyruvic Acid	U	< 0.150	0.150	mg/L	AM23G	1/13/11	kb

PA02-00538

Data Qualifiers: J - estimated value, U - Non detect, R - Poor surrogate recovery, M - Recovery/RPD poor for MS/MSD, SAMP/DUP, B - detected in blank, S - field sample as received did not meet NELAC sample acceptance criteria, L - Subcontracted Lab used, N - NELAC certified analysis

Client Name: ES Babcock and Sons, Inc
Contact: Lorenzo Rodriguez
Address: 6100 Quail Valley
PO Box 432
Riverside, CA 92502-0432

Lab Proj #: P1101081
Report Date: 01/17/11
Client Proj Name: A1A0860
Client Proj #: A1A0860

Prep Method: Volatile Fatty Acids by Ion Chromatography
Analysis Method: Volatile Fatty Acids by Ion Chromatography

M110112018-MB

	Result		TrueSpikeConc.	RDL	%Recovery	Ctl Limits
Acetic Acid	< 0.070	mg/L		0.07		- NA
Propionic Acid	< 0.050	mg/L		0.05		- NA
Butyric Acid	< 0.050	mg/L		0.05		- NA
Lactic Acid	0.180	mg/L		0.1		- NA
Pyruvic Acid	< 0.150	mg/L		0.15		- NA
i-Pentanoic Acid	< 0.150	mg/L		0.15		- NA
Pentanoic Acid	< 0.070	mg/L		0.07		- NA
i-Hexanoic Acid	< 0.050	mg/L		0.05		- NA
Hexanoic Acid	< 0.050	mg/L		0.05		- NA

M110112018-LCS

	Result		TrueSpikeConc.	%Recovery	Ctl Limits
Acetic Acid	1.900	mg/L	2.00	95.00	70 - 130
Propionic Acid	1.900	mg/L	2.00	95.00	70 - 130
Butyric Acid	1.700	mg/L	2.00	85.00	70 - 130
Lactic Acid	2.000	mg/L	2.00	100.00	70 - 130
Pyruvic Acid	1.800	mg/L	2.00	90.00	70 - 130
i-Pentanoic Acid	1.700	mg/L	2.00	85.00	70 - 130
Pentanoic Acid	1.800	mg/L	2.00	90.00	70 - 130
i-Hexanoic Acid	1.700	mg/L	2.00	85.00	70 - 130
Hexanoic Acid	1.900	mg/L	2.00	95.00	70 - 130

P1101037-01A-MS

	Result		TrueSpikeConc.	%Recovery	Ctl Limits
Acetic Acid	1.900	mg/L	2.00	94.00	70 - 130
Propionic Acid	1.900	mg/L	2.00	95.00	70 - 130
Butyric Acid	1.700	mg/L	2.00	85.00	70 - 130
Lactic Acid	2.000	mg/L	2.00	93.00	70 - 130
Pyruvic Acid	1.800	mg/L	2.00	90.00	70 - 130
i-Pentanoic Acid	1.700	mg/L	2.00	85.00	70 - 130
Pentanoic Acid	1.800	mg/L	2.00	90.00	70 - 130
i-Hexanoic Acid	1.700	mg/L	2.00	85.00	70 - 130

Data Qualifiers: J - estimated value, U - Non detect, R - Poor surrogate recovery, M - Recovery/RPD poor for MS/MSD, SAMP/DUP, B - detected in blank, S - field sample as received did not meet NELAC sample acceptance criteria, L - Subcontracted Lab used, N - NELAC certified analysis

PA02-00538

Client Name: ES Babcock and Sons, Inc
Contact: Lorenzo Rodriguez
Address: 6100 Quail Valley
PO Box 432
Riverside, CA 92502-0432

Lab Proj #: P1101081
Report Date: 01/17/11
Client Proj Name: A1A0860
Client Proj #: A1A0860

P1101037-01A-MS

	Result		TrueSpikeConc.	%Recovery	Ctl Limits
Hexanoic Acid	1.900	mg/L	2.00	95.00	70 - 130

P1101037-01A-MSD

	Result		TrueSpikeConc.	%Recovery	Ctl Limits	RPD	RPD Ctl Limits
Acetic Acid	1.900	mg/L	2.00	94.00	70 - 130	0.00	0 - 30
Propionic Acid	1.900	mg/L	2.00	95.00	70 - 130	0.00	0 - 30
Butyric Acid	1.700	mg/L	2.00	85.00	70 - 130	0.00	0 - 30
Lactic Acid	2.000	mg/L	2.00	93.00	70 - 130	0.00	0 - 30
Pyruvic Acid	1.800	mg/L	2.00	90.00	70 - 130	0.00	0 - 30
i-Pentanoic Acid	1.700	mg/L	2.00	85.00	70 - 130	0.00	0 - 30
Pentanoic Acid	1.900	mg/L	2.00	95.00	70 - 130	5.41	0 - 30
i-Hexanoic Acid	1.700	mg/L	2.00	85.00	70 - 130	0.00	0 - 30
Hexanoic Acid	2.100	mg/L	2.00	105.00	70 - 130	10.00	0 - 30

[ ] Outlined Results indicate results outside of Control limits

PA02-00538

Data Qualifiers: J - estimated value, U - Non detect, R - Poor surrogate recovery, M - Recovery/RPD poor for MS/MSD, SAMP/DUP, B - detected in blank, S - field sample as received did not meet NELAC sample acceptance criteria, L - Subcontracted Lab used, N - NELAC certified analysis

P1101081

SUBCONTRACT ORDER

Printed: 1/11/2011 16:11

E.S. Babcock & Sons, Inc.

A1A0860 1Z 578 1X901 4879 2910

SENDING LABORATORY:

E.S. Babcock & Sons, Inc.
P. O. Box 432
Riverside, CA 92502-0432
Phone: (951) 653-3351
Fax: (951) 653-1662
Project Manager: Lorenzo (Z) Rodriguez

RECEIVING LABORATORY:

Microseeps - Subcontract
220 William Pitt Way
Pittsburgh, PA 15238
Phone :(800) 659-2887
Fax: -

Copy/Relog from A1A0851.
Client: Tetra Tech, Inc. - San Bernardino
Sampler: Jose R. Santoya

Analysis	Due	Expires Regulatory Days Past Date Sampled	Laboratory ID	Comments
Sample ID: A1A0860-01	**Liquid**	**Sampled:01/10/11 11:47**	**MW-49**	***Proj.No.:*[none]**
Subout_02	01/25/11 17:00	01/20/11 11:47	J-flags AM23G - Volatile Fatty Acid	
Containers Supplied:				
Voa Vial -Unpres (A)	Voa Vial -Unpres (B)			
Sample ID: A1A0860-02	**Liquid**	**Sampled:01/10/11 12:00**	**MW-49-DUP**	***Proj.No.:*[none]**
Subout_02	01/25/11 17:00	01/20/11 12:00	J-flags AM23G - Volatile Fatty Acid	
Containers Supplied:				
Voa Vial -Unpres (A)	Voa Vial -Unpres (B)			
Sample ID: A1A0860-03	**Liquid**	**Sampled:01/10/11 13:25**	**MW-61B**	***Proj.No.:*[none]**
Subout_02	01/25/11 17:00	01/20/11 13:25	J-flags AM23G - Volatile Fatty Acid	
Containers Supplied:				
Voa Vial -Unpres (A)	Voa Vial -Unpres (B)			

All Containers Intact: _____ Yes _____ No Samples Preserved Properly: _____ Yes _____ No

Samples Received at 4 °C Sample Lables / COC Agree: _____ Yes _____ No Custody Seals Present: _____ Yes _____ No

Please forward all acknowledgements of sample receipt, final reports and invoices to data@babcocklabs.com
NO HARDCOPIES PLEASE.

Released By	Date	Received By	Date
[signature]	1-11-2011	[signature]	1/12/11
Released By	Date	Received By	Date

E.S.BABCOCK&Sons,Inc.
Environmental Laboratories est 1906

Client Name: Tetra Tech, Inc. - San Bernardino
Contact: Mark Feldman
Address: 301 E. Vanderbilt Way Suite 450
San Bernardino, CA 92408

Report Date: 28-Jan-2011

Analytical Report: Page 1 of 12
Project Name: Tetra-Tech Lockheed
Project Number: [none]

Work Order Number: A1A0991

Received on Ice (Y/N): Yes Temp: 3 °C

Attached is the analytical report for the sample(s) received for your project. Below is a list of the individual sample descriptions with the corresponding laboratory number(s). Also, enclosed is a copy of the Chain of Custody document (if received with your sample(s)). Please note any unused portion of the sample(s) may be responsibly discarded after 30 days from the above report date, unless you have requested otherwise.

Thank you for the opportunity to serve your analytical needs. If you have any questions or concerns regarding this report please contact our client service department.

Sample Identification

Lab Sample #	Client Sample ID	Matrix	Date Sampled	By	Date Submitted	By
A1A0991-01	MW-19 LMC Beaumont Site 1 GW Sampling	Liquid	01/11/11 09:23	Jose R. Santoya	01/12/11 07:20	William Bayle
A1A0991-02	MW-101 LMC Beaumont Site 1 GW Sampling	Liquid	01/11/11 09:28	Jose R. Santoya	01/12/11 07:20	William Bayle
A1A0991-03	LEB-011111 LMC Beaumont Site 1 GW Sampling	Liquid	01/11/11 06:30	Jose R. Santoya	01/12/11 07:20	William Bayle
A1A0991-04	EW-15 LMC Beaumont Site 1 GW Sampling	Liquid	01/11/11 13:55	Jose R. Santoya	01/12/11 07:20	William Bayle

Note: AM23G analyses were subcontracted to Microseeps. Microseeps data begins to appear on page 2.

Client Name: Tetra Tech, Inc. - San Bernardino
Contact: Mark Feldman
Address: 301 E. Vanderbilt Way Suite 450
San Bernardino, CA 92408

Report Date: 28-Jan-2011

Project Name: Tetra-Tech Lockheed
Project Number: [none]

Work Order Number: A1A0991

Received on Ice (Y/N): Yes Temp: 3 °C

microseeps
from insight comes solutions

Client Name: ES Babcock and Sons, Inc
Contact: Lorenzo Rodriguez
Address: 6100 Quail Valley
PO Box 432
Riverside, CA 92502-0432

Page: Page 1 of 8
Lab Proj #: P1101100
Report Date: 01/21/11
Client Proj Name: A1A0991
Client Proj #: A1A0991

Laboratory Results

Total pages in data package: 9

Lab Sample #	Client Sample ID
P1101100-01	MW-19
P1101100-02	MW-101
P1101100-03	LEB-011111
P1101100-04	EW-15

Microseeps test results meet all the requirements of the NELAC standards or provide reasons and/or justification if they do not.

Approved By: Heather Hauser (SH) ***Date:*** 1-25-11

Project Manager: Heather Hauser

The analytical results reported here are reliable and usable to the precision expressed in this report. As required by some regulating authorities, a full discussion of the uncertainty in our analytical results can be obtained at our web site or through customer service. Unless otherwise specified, all results are reported on a wet weight basis.

As a valued client we would appreciate your comments on our service.
Please call customer service at (412)826-5245 or email customerservice@microseeps.com.

220 William Pitt Way • Pittsburgh, PA 15238 • Tel 412-826-5245 • Fax 412-826-3433
website www.microseeps.com email info@microseeps.com

Client Name: Tetra Tech, Inc. - San Bernardino
Contact: Mark Feldman
Address: 301 E. Vanderbilt Way Suite 450
San Bernardino, CA 92408

Report Date: 28-Jan-2011

Analytical Report: Page 3 of 12
Project Name: Tetra-Tech Lockheed
Project Number: [none]

Work Order Number: A1A0991

Received on Ice (Y/N): Yes Temp: 3 °C

Client Name: ES Babcock and Sons, Inc
Contact: Lorenzo Rodriguez
Address: 6100 Quail Valley
PO Box 432
Riverside, CA 92502-0432

Page: Page 2 of 8
Lab Proj #: P1101100
Report Date: 01/21/11
Client Proj Name: A1A0991
Client Proj #: A1A0991

Case Narrative: Lactic acid was detected in the blank at a concentration above the reporting limits. The percent recovery for the MS/MSD analyses for lactic acid was outside of control limits. The LCS analysis was acceptable.

PA02-00538

Data Qualifiers: J - estimated value, U - Non detect, R - Poor surrogate recovery, M - Recovery/RPD poor for MS/MSD, SAMP/DUP, B - detected in blank, S - field sample as received did not meet NELAC sample acceptance criteria, L - Subcontracted Lab used, N - NELAC certified analysis

MICROSEEPS

Client Name: Tetra Tech, Inc. - San Bernardino
Contact: Mark Feldman
Address: 301 E. Vanderbilt Way Suite 450
San Bernardino, CA 92408

Report Date: 28-Jan-2011

Analytical Report: Page 4 of 12
Project Name: Tetra-Tech Lockheed
Project Number: [none]

Work Order Number: A1A0991

Received on Ice (Y/N): Yes Temp: 3 °C

Client Name: ES Babcock and Sons, Inc
Contact: Lorenzo Rodriguez
Address: 6100 Quail Valley
PO Box 432
Riverside, CA 92502-0432

Page: Page 3 of 8
Lab Proj #: P1101100
Report Date: 01/21/11
Client Proj Name: A1A0991
Client Proj #: A1A0991

Sample Description	Matrix	Lab Sample #	Sampled Date/Time	Received
MW-19	Water	P1101100-01	11 Jan. 11 9:23	13 Jan. 11 10:15

Analyte(s)	Flag	Result	PQL	Units	Method #	Analysis Date	By
SemiVolatiles							
N Acetic Acid	J	0.059	0.070	mg/L	AM23G	1/19/11	kb
N Butyric Acid	U	< 0.050	0.050	mg/L	AM23G	1/19/11	kb
N Hexanoic Acid	U	< 0.050	0.050	mg/L	AM23G	1/19/11	kb
N i-Hexanoic Acid	U	< 0.050	0.050	mg/L	AM23G	1/19/11	kb
N i-Pentanoic Acid	U	< 0.150	0.150	mg/L	AM23G	1/19/11	kb
N Lactic Acid	UBM	< 0.100	0.100	mg/L	AM23G	1/19/11	kb
N Pentanoic Acid	U	< 0.070	0.070	mg/L	AM23G	1/19/11	kb
N Propionic Acid	U	< 0.050	0.050	mg/L	AM23G	1/19/11	kb
N Pyruvic Acid	U	< 0.150	0.150	mg/L	AM23G	1/19/11	kb

PA02-00538

Data Qualifiers: J - estimated value, U - Non detect, R - Poor surrogate recovery, M - Recovery/RPD poor for MS/MSD, SAMP/DUP, B - detected in blank, S - field sample as received did not meet NELAC sample acceptance criteria, L - Subcontracted Lab used, N - NELAC certified analysis

MICROSEEPS

Client Name: Tetra Tech, Inc. - San Bernardino
Contact: Mark Feldman
Address: 301 E. Vanderbilt Way Suite 450
San Bernardino, CA 92408

Report Date: 28-Jan-2011

Project Name: Tetra-Tech Lockheed
Project Number: [none]

Work Order Number: A1A0991

Received on Ice (Y/N): Yes Temp: 3 °C

Client Name: ES Babcock and Sons, Inc
Contact: Lorenzo Rodriguez
Address: 6100 Quail Valley
PO Box 432
Riverside, CA 92502-0432

Lab Proj #: P1101100
Report Date: 01/21/11
Client Proj Name: A1A0991
Client Proj #: A1A0991

Sample Description	Matrix	Lab Sample #	Sampled Date/Time	Received
MW-101	Water	P1101100-02	11 Jan. 11 9:28	13 Jan. 11 10:15

Analyte(s)	Flag	Result	PQL	Units	Method #	Analysis Date	By
SemiVolatiles							
N Acetic Acid	U	< 0.070	0.070	mg/L	AM23G	1/19/11	kb
N Butyric Acid	U	< 0.050	0.050	mg/L	AM23G	1/19/11	kb
N Hexanoic Acid	U	< 0.050	0.050	mg/L	AM23G	1/19/11	kb
N i-Hexanoic Acid	U	< 0.050	0.050	mg/L	AM23G	1/19/11	kb
N i-Pentanoic Acid	U	< 0.150	0.150	mg/L	AM23G	1/19/11	kb
N Lactic Acid	UBM	< 0.100	0.100	mg/L	AM23G	1/19/11	kb
N Pentanoic Acid	U	< 0.070	0.070	mg/L	AM23G	1/19/11	kb
N Propionic Acid	U	< 0.050	0.050	mg/L	AM23G	1/19/11	kb
N Pyruvic Acid	U	< 0.150	0.150	mg/L	AM23G	1/19/11	kb

PA02-00538

Data Qualifiers: J - estimated value, U - Non detect, R - Poor surrogate recovery, M - Recovery/RPD poor for MS/MSD, SAMP/DUP, B - detected in blank, S - field sample as received did not meet NELAC sample acceptance criteria, L - Subcontracted Lab used, N - NELAC certified analysis

MICROSEEPS

Client Name: Tetra Tech, Inc. - San Bernardino
Contact: Mark Feldman
Address: 301 E. Vanderbilt Way Suite 450
San Bernardino, CA 92408

Report Date: 28-Jan-2011

Project Name: Tetra-Tech Lockheed
Project Number: [none]

Work Order Number: A1A0991

Received on Ice (Y/N): Yes Temp: 3 °C

Client Name: ES Babcock and Sons, Inc
Contact: Lorenzo Rodriguez
Address: 6100 Quail Valley
PO Box 432
Riverside, CA 92502-0432

Lab Proj #: P1101100
Report Date: 01/21/11
Client Proj Name: A1A0991
Client Proj #: A1A0991

Sample Description	Matrix	Lab Sample #	Sampled Date/Time	Received
LEB-011111	Water	P1101100-03	11 Jan. 11 6:30	13 Jan. 11 10:15

Analyte(s)	Flag	Result	PQL	Units	Method #	Analysis Date	By
SemiVolatiles							
N Acetic Acid	J	0.027	0.070	mg/L	AM23G	1/19/11	kb
N Butyric Acid	U	< 0.050	0.050	mg/L	AM23G	1/19/11	kb
N Hexanoic Acid	U	< 0.050	0.050	mg/L	AM23G	1/19/11	kb
N i-Hexanoic Acid	U	< 0.050	0.050	mg/L	AM23G	1/19/11	kb
N i-Pentanoic Acid	U	< 0.150	0.150	mg/L	AM23G	1/19/11	kb
N Lactic Acid	BM	0.180	0.100	mg/L	AM23G	1/19/11	kb
N Pentanoic Acid	U	< 0.070	0.070	mg/L	AM23G	1/19/11	kb
N Propionic Acid	U	< 0.050	0.050	mg/L	AM23G	1/19/11	kb
N Pyruvic Acid	U	< 0.150	0.150	mg/L	AM23G	1/19/11	kb

PA02-00538

Data Qualifiers: J - estimated value, U - Non detect, R - Poor surrogate recovery, M - Recovery/RPD poor for MS/MSD, SAMP/DUP, B - detected in blank, S - field sample as received did not meet NELAC sample acceptance criteria, L - Subcontracted Lab used, N - NELAC certified analysis

MICROSEEPS

Client Name: Tetra Tech, Inc. - San Bernardino
Contact: Mark Feldman
Address: 301 E. Vanderbilt Way Suite 450
San Bernardino, CA 92408

Report Date: 28-Jan-2011

Analytical Report: Page 7 of 12
Project Name: Tetra-Tech Lockheed
Project Number: [none]

Work Order Number: A1A0991

Received on Ice (Y/N): Yes Temp: 3 °C

Client Name: ES Babcock and Sons, Inc
Contact: Lorenzo Rodriguez
Address: 6100 Quail Valley
PO Box 432
Riverside, CA 92502-0432

Page: Page 6 of 8
Lab Proj #: P1101100
Report Date: 01/21/11
Client Proj Name: A1A0991
Client Proj #: A1A0991

Sample Description	Matrix	Lab Sample #	Sampled Date/Time	Received
EW-15	Water	P1101100-04	11 Jan. 11 13:55	13 Jan. 11 10:15

Analyte(s)	Flag	Result	PQL	Units	Method #	Analysis Date	By
SemiVolatiles							
N Acetic Acid		0.120	0.070	mg/L	AM23G	1/20/11	kb
N Butyric Acid	U	< 0.050	0.050	mg/L	AM23G	1/20/11	kb
N Hexanoic Acid	U	< 0.050	0.050	mg/L	AM23G	1/20/11	kb
N i-Hexanoic Acid	U	< 0.050	0.050	mg/L	AM23G	1/20/11	kb
N i-Pentanoic Acid	U	< 0.150	0.150	mg/L	AM23G	1/20/11	kb
N Lactic Acid	BM	0.160	0.100	mg/L	AM23G	1/20/11	kb
N Pentanoic Acid	U	< 0.070	0.070	mg/L	AM23G	1/20/11	kb
N Propionic Acid		0.080	0.050	mg/L	AM23G	1/20/11	kb
N Pyruvic Acid	U	< 0.150	0.150	mg/L	AM23G	1/20/11	kb

PA02-00538

Data Qualifiers: J - estimated value, U - Non detect, R - Poor surrogate recovery, M - Recovery/RPD poor for MS/MSD, SAMP/DUP, B - detected in blank, S - field sample as received did not meet NELAC sample acceptance criteria, L - Subcontracted Lab used, N - NELAC certified analysis

MICROSEEPS

Client Name: Tetra Tech, Inc. - San Bernardino
Contact: Mark Feldman
Address: 301 E. Vanderbilt Way Suite 450
San Bernardino, CA 92408

Report Date: 28-Jan-2011

Analytical Report: Page 8 of 12
Project Name: Tetra-Tech Lockheed
Project Number: [none]

Work Order Number: A1A0991

Received on Ice (Y/N): Yes Temp: 3 °C

Client Name: ES Babcock and Sons, Inc
Contact: Lorenzo Rodriguez
Address: 6100 Quail Valley
PO Box 432
Riverside, CA 92502-0432

Page: Page 7 of 8
Lab Proj #: P1101100
Report Date: 01/21/11
Client Proj Name: A1A0991
Client Proj #: A1A0991

Prep Method: Volatile Fatty Acids by Ion Chromatography
Analysis Method: Volatile Fatty Acids by Ion Chromatography

M110119023-MB

	Result		TrueSpikeConc.	RDL	%Recovery	Ctl Limits
Acetic Acid	< 0.070	mg/L		0.070		- NA
Propionic Acid	< 0.050	mg/L		0.050		- NA
Butyric Acid	< 0.050	mg/L		0.050		- NA
Lactic Acid	0.130	mg/L		0.100		- NA
Pyruvic Acid	< 0.150	mg/L		0.150		- NA
i-Pentanoic Acid	< 0.150	mg/L		0.150		- NA
Pentanoic Acid	< 0.070	mg/L		0.070		- NA
i-Hexanoic Acid	< 0.050	mg/L		0.050		- NA
Hexanoic Acid	< 0.050	mg/L		0.050		- NA

M110119023-LCS

	Result		TrueSpikeConc.	%Recovery	Ctl Limits
Acetic Acid	1.900	mg/L	2.00	95.00	70 - 130
Propionic Acid	1.900	mg/L	2.00	95.00	70 - 130
Butyric Acid	1.800	mg/L	2.00	90.00	70 - 130
Lactic Acid	2.000	mg/L	2.00	100.00	70 - 130
Pyruvic Acid	1.900	mg/L	2.00	95.00	70 - 130
i-Pentanoic Acid	1.800	mg/L	2.00	90.00	70 - 130
Pentanoic Acid	1.900	mg/L	2.00	95.00	70 - 130
i-Hexanoic Acid	1.800	mg/L	2.00	90.00	70 - 130
Hexanoic Acid	1.700	mg/L	2.00	85.00	70 - 130

P1101160-01A-MS

	Result		TrueSpikeConc.	%Recovery	Ctl Limits
Acetic Acid	2.100	mg/L	2.00	101.00	70 - 130
Propionic Acid	2.000	mg/L	2.00	100.00	70 - 130
Butyric Acid	1.900	mg/L	2.00	95.00	70 - 130
Lactic Acid	2.700	mg/L	2.00	135.00	70 - 130
Pyruvic Acid	1.900	mg/L	2.00	95.00	70 - 130
i-Pentanoic Acid	1.800	mg/L	2.00	90.00	70 - 130
Pentanoic Acid	1.900	mg/L	2.00	95.00	70 - 130

PA02-00538

Data Qualifiers: J - estimated value, U - Non detect, R - Poor surrogate recovery, M - Recovery/RPD poor for MS/MSD, SAMP/DUP, B - detected in blank, S - field sample as received did not meet NELAC sample acceptance criteria, L - Subcontracted Lab used, N - NELAC certified analysis

MICROSEEPS

Client Name: Tetra Tech, Inc. - San Bernardino
Contact: Mark Feldman
Address: 301 E. Vanderbilt Way Suite 450
San Bernardino, CA 92408

Report Date: 28-Jan-2011

Analytical Report: Page 9 of 12
Project Name: Tetra-Tech Lockheed
Project Number: [none]

Work Order Number: A1A0991

Received on Ice (Y/N): Yes Temp: 3 °C

Client Name: ES Babcock and Sons, Inc
Contact: Lorenzo Rodriguez
Address: 6100 Quail Valley
PO Box 432
Riverside, CA 92502-0432

Page: Page 8 of 8
Lab Proj #: P1101100
Report Date: 01/21/11
Client Proj Name: A1A0991
Client Proj #: A1A0991

P1101160-01A-MS

	Result		TrueSpikeConc.	%Recovery	Ctl Limits
i-Hexanoic Acid	1.900	mg/L	2.00	95.00	70 - 130
Hexanoic Acid	1.900	mg/L	2.00	95.00	70 - 130

P1101160-01A-MSD

	Result		TrueSpikeConc.	%Recovery	Ctl Limits	RPD	RPD Ctl Limits
Acetic Acid	2.200	mg/L	2.00	106.00	70 - 130	4.65	0 - 30
Propionic Acid	2.100	mg/L	2.00	105.00	70 - 130	4.88	0 - 30
Butyric Acid	1.900	mg/L	2.00	95.00	70 - 130	0.00	0 - 30
Lactic Acid	2.800	mg/L	2.00	140.00	70 - 130	3.64	0 - 30
Pyruvic Acid	1.900	mg/L	2.00	95.00	70 - 130	0.00	0 - 30
i-Pentanoic Acid	1.700	mg/L	2.00	85.00	70 - 130	5.71	0 - 30
Pentanoic Acid	2.000	mg/L	2.00	100.00	70 - 130	5.13	0 - 30
i-Hexanoic Acid	2.000	mg/L	2.00	100.00	70 - 130	5.13	0 - 30
Hexanoic Acid	2.100	mg/L	2.00	105.00	70 - 130	10.00	0 - 30

Outlined Results indicate results outside of Control limits

PA02-00538

Data Qualifiers: J - estimated value, U - Non detect, R - Poor surrogate recovery, M - Recovery/RPD poor for MS/MSD, SAMP/DUP, B - detected in blank, S - field sample as received did not meet NELAC sample acceptance criteria, L - Subcontracted Lab used, N - NELAC certified analysis

MICROSEEPS

Client Name: Tetra Tech, Inc. - San Bernardino
Contact: Mark Feldman
Address: 301 E. Vanderbilt Way Suite 450
San Bernardino, CA 92408

Report Date: 28-Jan-2011

Project Name: Tetra-Tech Lockheed
Project Number: [none]

Work Order Number: A1A0991

Received on Ice (Y/N): Yes Temp: 3 °C

SUBCONTRACT ORDER Printed: 1/12/2011 12:11
E.S. Babcock & Sons, Inc.
A1A0991 P110100
12 578 1X9 01 4878 4063

SENDING LABORATORY:
E.S. Babcock & Sons, Inc.
P. O. Box 432
Riverside, CA 92502-0432
Phone: (951) 653-3351
Fax: (951) 653-1662
Project Manager: Lorenzo (Z) Rodriguez

RECEIVING LABORATORY:
Microseeps - Subcontract
220 William Pitt Way
Pittsburgh, PA 15238
Phone :(800) 659-2887
Fax: -

Client: Tetra Tech, Inc. - San Bernardino
Sampler: Jose R. Santoya

Analysis	Due	Expires / Regulatory / Days Past Date Sampled	Laboratory ID	Comments
Sample ID: A1A0991-01	**Liquid**	**Sampled:01/11/11 09:23**	**MW-19**	***Proj.No.:*[none]**
Subout_02	01/26/11 17:00	01/21/11 09:23	J-flags AM23G - Volatile Fatty Acid	
Containers Supplied:				
Voa Vial -Unpres (A)	Voa Vial -Unpres (B)			
Sample ID: A1A0991-02	**Liquid**	**Sampled:01/11/11 09:28**	**MW-101**	***Proj.No.:*[none]**
Subout_02	01/26/11 17:00	01/21/11 09:28	J-flags AM23G - Volatile Fatty Acid	
Containers Supplied:				
Voa Vial -Unpres (A)	Voa Vial -Unpres (B)			
Sample ID: A1A0991-03	**Liquid**	**Sampled:01/11/11 06:30**	**LEB-011111**	***Proj.No.:*[none]**
Subout_02	01/26/11 17:00	01/21/11 06:30	J-flags AM23G - Volatile Fatty Acid	
Containers Supplied:				
Voa Vial -Unpres (A)	Voa Vial -Unpres (B)			
Sample ID: A1A0991-04	**Liquid**	**Sampled:01/11/11 13:55**	**EW-15**	***Proj.No.:*[none]**
Subout_02	01/26/11 17:00	01/21/11 13:55	J-flags AM23G - Volatile Fatty Acid	
Containers Supplied:				
Voa Vial -Unpres (A)	Voa Vial -Unpres (B)			

All Containers Intact: _____ Yes _____No Samples Preserved Properly: _____Yes _____No

Samples Received at 4° oC Sample Lables / COC Agree: _____Yes _____No Custody Seals Present: _____Yes _____No

Please forward all acknowledgements of sample receipt, final reports and invoices to data@babcocklabs.com
NO HARDCOPIES PLEASE.

Released By	Date	Received By	Date
[signature]	1-12-2011	[signature]	1/13/11
Released By	Date	Received By	Date

Page 1 of 1

E.S.BABCOCK&Sons,Inc.
Environmental Laboratories est 1906

Client Name: Tetra Tech, Inc. - San Bernardino
Contact: Mark Feldman
Address: 301 E. Vanderbilt Way Suite 450
San Bernardino, CA 92408

Report Date: 28-Jan-2011

Analytical Report: Page 11 of 12
Project Name: Tetra-Tech Lockheed
Project Number: [none]

Work Order Number: A1A0991

Received on Ice (Y/N): Yes Temp: 3 °C

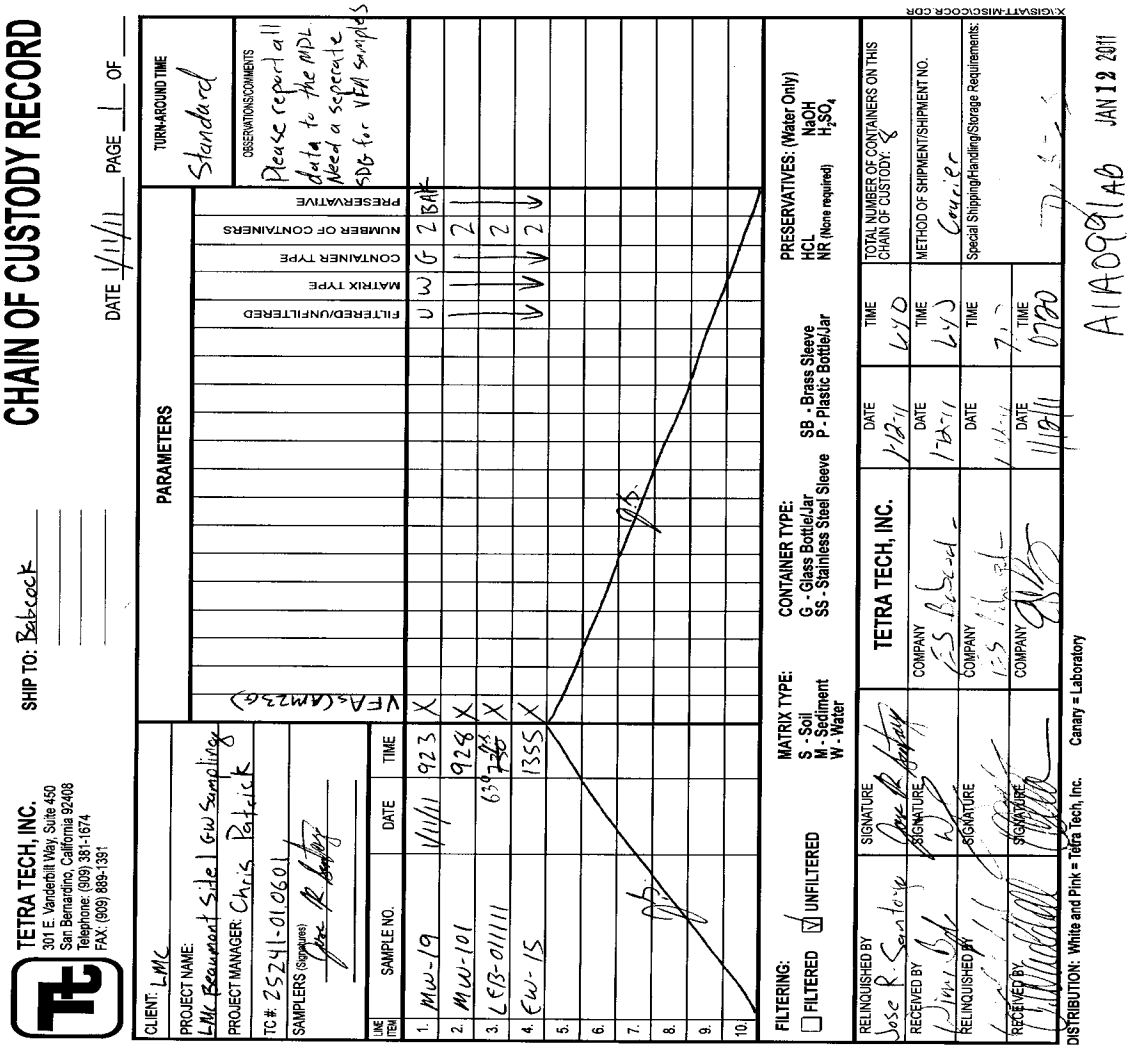

CHAIN OF CUSTODY RECORD

TETRA TECH, INC.
301 E. Vanderbilt Way, Suite 450
San Bernardino, California 92408
Telephone: (909) 381-1674
FAX: (909) 889-1391

SHIP TO: Babcock

DATE 1/11/11 PAGE 1 OF

CLIENT: LMC
PROJECT NAME: LMC Beaumont Sidel Gw Sampling
PROJECT MANAGER: Chris Patrick
TC#: 25241-01.0601
SAMPLERS (Signature): Jose R Santoyo

LINE ITEM	SAMPLE NO.	DATE	TIME	VEAs (AM238)	FILTERED/UNFILTERED	MATRIX TYPE	CONTAINER TYPE	NUMBER OF CONTAINERS	PRESERVATIVE
1.	MW-19	1/11/11	923	X	U	W	G	2	BAR
2.	MW-101		928	X				2	
3.	LF3-011111		730	X				2	
4.	EW-15		1355	X	V	V	V	2	V
5.									
6.									
7.									
8.									
9.									
10.									

PARAMETERS

TURN-AROUND TIME: Standard

OBSERVATIONS/COMMENTS: Please report all data to the MDL. Need a separate EDF for VEAs samples

FILTERING: ☐ FILTERED ☑ UNFILTERED

MATRIX TYPE: S - Soil, M - Sediment, W - Water

CONTAINER TYPE: G - Glass Bottle/Jar, SS - Stainless Steel Sleeve, SB - Brass Sleeve, P - Plastic Bottle/Jar

PRESERVATIVES: (Water Only) HCL, NR (None required), NaOH, H_2SO_4

RELINQUISHED BY	SIGNATURE	TETRA TECH, INC.	DATE 1/12/11	TIME 630	TOTAL NUMBER OF CONTAINERS ON THIS CHAIN OF CUSTODY: 8
RECEIVED BY	SIGNATURE	COMPANY	DATE 1-12-11	TIME 633	METHOD OF SHIPMENT/SHIPMENT NO. Courier
RELINQUISHED BY	SIGNATURE	COMPANY	DATE	TIME 7:-	Special Shipping/Handling/Storage Requirements:
RECEIVED BY	SIGNATURE	COMPANY	DATE 1/13/11	TIME 0700	

DISTRIBUTION: White and Pink = Tetra Tech, Inc. Canary = Laboratory

X:\GIS\ATT-MISC\COCR.CDR

A1A0991 LAB JAN 12 2011

E.S.BABCOCK&Sons,Inc.
Environmental Laboratories est 1906

Client Name: Tetra Tech, Inc. - San Bernardino
Contact: Mark Feldman
Address: 301 E. Vanderbilt Way Suite 450
San Bernardino, CA 92408

Report Date: 28-Jan-2011

Project Name: Tetra-Tech Lockheed
Project Number: [none]

Work Order Number: A1A0991

Received on Ice (Y/N): Yes Temp: 3 °C

Approval

Enclosed are the analytical results for the submitted sample(s). Babcock Laboratories certify the data presented as part of this report meet the minimum quality standards in the referenced analytical methods. Any exceptions have been noted. Babcock Laboratories and its officers and employees assume no responsibility and make no warranty, express or implied, for uses or interpretations made by any recipients, intended or unintended, of this report.

Lorenzo Rodriguez

Lorenzo (Z) Rodriguez

Project Manager

cc:

mailing
P.O Box 432
Riverside, CA 92502-0432

location
6100 Quail Valley Court
Riverside, CA 92507-0704

P 951 653 3351
F 951 653 1662
www.babcocklabs.com

NELAP no, 02101CA
CA ELAP no. 2698
EPA no. CA00102

E.S.BABCOCK&Sons,Inc.
Environmental Laboratories est 1906

Client Name: Tetra Tech, Inc. - San Bernardino
Contact: Mark Feldman
Address: 301 E. Vanderbilt Way Suite 450
San Bernardino, CA 92408

Report Date: 31-Jan-2011

Analytical Report: Page 1 of 36
Project Name: Tetra-Tech Lockheed
Project Number: [none]

Work Order Number: A1A0994

Received on Ice (Y/N): Yes Temp: 3 °C

Attached is the analytical report for the sample(s) received for your project. Below is a list of the individual sample descriptions with the corresponding laboratory number(s). Also, enclosed is a copy of the Chain of Custody document (if received with your sample(s)). Please note any unused portion of the sample(s) may be responsibly discarded after 30 days from the above report date, unless you have requested otherwise.

Thank you for the opportunity to serve your analytical needs. If you have any questions or concerns regarding this report please contact our client service department.

Sample Identification

Lab Sample #	Client Sample ID	Matrix	Date Sampled	By	Date Submitted	By
A1A0994-01	LTB-011111 Beaumont Site 1 GW Sampling	Liquid	01/11/11 07:00	Jose R. Santoya	01/12/11 07:20	William Bayle
A1A0994-02	MW-19 Beaumont Site 1 GW Sampling	Liquid	01/11/11 09:23	Jose R. Santoya	01/12/11 07:20	William Bayle
A1A0994-03	MW-19-F Beaumont Site 1 GW Sampling	Liquid	01/11/11 09:23	Jose R. Santoya	01/12/11 07:20	William Bayle
A1A0994-04	MW-101 Beaumont Site 1 GW Sampling	Liquid	01/11/11 09:28	Jose R. Santoya	01/12/11 07:20	William Bayle
A1A0994-05	MW-101-F Beaumont Site 1 GW Sampling	Liquid	01/11/11 09:28	Jose R. Santoya	01/12/11 07:20	William Bayle

Note: Analyses RSK-175 and AM20GAX were subcontracted to Microseeps. Microseeps data begins to appear on page 30.

E.S.BABCOCK&Sons,Inc.
Environmental Laboratories est 1906

Client Name: Tetra Tech, Inc. - San Bernardino
Contact: Mark Feldman
Address: 301 E. Vanderbilt Way Suite 450
San Bernardino, CA 92408

Report Date: 31-Jan-2011

Project Name: Tetra-Tech Lockheed
Project Number: [none]

Work Order Number: A1A0994

Received on Ice (Y/N): Yes Temp: 3 °C

Laboratory Reference Number
A1A0994-01

Sample Description	Matrix	Sampled Date/Time	Received Date/Time
LTB-011111 Beaumont Site 1 GW Sampling	Liquid	01/11/11 07:00	01/12/11 7:20

Analyte(s)	Result	RDL	MDL	Units	Method	Analysis Date	Analyst	Flag
Volatile Organic Compounds by EPA 8260B								
1,1,1-Trichloroethane	ND	0.50	0.12	ug/L	EPA 8260B	01/19/11 10:57	eec	
1,1,2,2-Tetrachloroethane	ND	0.50	0.29	ug/L	EPA 8260B	01/19/11 10:57	eec	
1,1,2-Trichloroethane	ND	0.50	0.31	ug/L	EPA 8260B	01/19/11 10:57	eec	
1,1-Dichloroethane	ND	0.50	0.098	ug/L	EPA 8260B	01/19/11 10:57	eec	
1,1-Dichloroethene	ND	0.50	0.12	ug/L	EPA 8260B	01/19/11 10:57	eec	
1,2,3-Trichloropropane	ND	0.50	0.29	ug/L	EPA 8260B	01/19/11 10:57	eec	
1,2-Dichlorobenzene	ND	0.50	0.20	ug/L	EPA 8260B	01/19/11 10:57	eec	
1,2-Dichloroethane	ND	0.50	0.21	ug/L	EPA 8260B	01/19/11 10:57	eec	
1,2-Dichloropropane	ND	0.50	0.19	ug/L	EPA 8260B	01/19/11 10:57	eec	
1,3-Dichlorobenzene	ND	0.50	0.15	ug/L	EPA 8260B	01/19/11 10:57	eec	
1,4-Dichlorobenzene	ND	0.50	0.072	ug/L	EPA 8260B	01/19/11 10:57	eec	
2-Butanone(MEK)	ND	3.0	1.2	ug/L	EPA 8260B	01/19/11 10:57	eec	
2-Hexanone	ND	5.0	1.2	ug/L	EPA 8260B	01/19/11 10:57	eec	
4-Methyl-2-Pentanone(MIBK)	ND	5.0	0.95	ug/L	EPA 8260B	01/19/11 10:57	eec	
Acetone	ND	10	5.0	ug/L	EPA 8260B	01/19/11 10:57	eec	
Benzene	ND	0.50	0.14	ug/L	EPA 8260B	01/19/11 10:57	eec	
Bromodichloromethane	ND	0.50	0.11	ug/L	EPA 8260B	01/19/11 10:57	eec	
Bromoform	ND	1.0	0.50	ug/L	EPA 8260B	01/19/11 10:57	eec	
Bromomethane	ND	0.50	0.48	ug/L	EPA 8260B	01/19/11 10:57	eec	
Carbon Disulfide	ND	0.50	0.36	ug/L	EPA 8260B	01/19/11 10:57	eec	
Carbon Tetrachloride	ND	0.50	0.15	ug/L	EPA 8260B	01/19/11 10:57	eec	
Chlorobenzene	ND	0.50	0.23	ug/L	EPA 8260B	01/19/11 10:57	eec	
Chloroethane	ND	0.50	0.35	ug/L	EPA 8260B	01/19/11 10:57	eec	
Chloroform	ND	0.50	0.46	ug/L	EPA 8260B	01/19/11 10:57	eec	
Chloromethane	ND	0.50	0.36	ug/L	EPA 8260B	01/19/11 10:57	eec	
cis-1,2-Dichloroethene	ND	0.50	0.18	ug/L	EPA 8260B	01/19/11 10:57	eec	
cis-1,3-Dichloropropene	ND	0.50	0.30	ug/L	EPA 8260B	01/19/11 10:57	eec	
Dibromochloromethane	ND	0.50	0.37	ug/L	EPA 8260B	01/19/11 10:57	eec	
Ethylbenzene	ND	0.50	0.26	ug/L	EPA 8260B	01/19/11 10:57	eec	
Methyl tert Butyl Ether	ND	5.0	0.43	ug/L	EPA 8260B	01/19/11 10:57	eec	
Methylene Chloride	0.26	3.0	0.15	ug/L	EPA 8260B	01/19/11 10:57	eec	J
Styrene	ND	0.50	0.22	ug/L	EPA 8260B	01/19/11 10:57	eec	
Tetrachloroethene	ND	0.50	0.23	ug/L	EPA 8260B	01/19/11 10:57	eec	

Client Name: Tetra Tech, Inc. - San Bernardino
Contact: Mark Feldman
Address: 301 E. Vanderbilt Way Suite 450
San Bernardino, CA 92408

Report Date: 31-Jan-2011

Project Name: Tetra-Tech Lockheed
Project Number: [none]

Work Order Number: A1A0994

Received on Ice (Y/N): Yes Temp: 3 °C

Laboratory Reference Number

A1A0994-01

Sample Description	Matrix	Sampled Date/Time	Received Date/Time
LTB-011111 Beaumont Site 1 GW Sampling	Liquid	01/11/11 07:00	01/12/11 7:20

Analyte(s)	Result		RDL	MDL	Units	Method	Analysis Date	Analyst	Flag
Volatile Organic Compounds by EPA 8260B									
Toluene	ND		0.50	0.22	ug/L	EPA 8260B	01/19/11 10:57	eec	
trans-1,2-Dichloroethene	ND		0.50	0.10	ug/L	EPA 8260B	01/19/11 10:57	eec	
trans-1,3-Dichloropropene	ND		0.50	0.24	ug/L	EPA 8260B	01/19/11 10:57	eec	
Trichloroethene	ND		0.50	0.25	ug/L	EPA 8260B	01/19/11 10:57	eec	
Trichlorofluoromethane	ND		5.0	0.16	ug/L	EPA 8260B	01/19/11 10:57	eec	
Vinyl Acetate	ND		10	0.48	ug/L	EPA 8260B	01/19/11 10:57	eec	
Vinyl Chloride	ND		0.50	0.13	ug/L	EPA 8260B	01/19/11 10:57	eec	
Xylenes (m+p)	ND		0.50	0.36	ug/L	EPA 8260B	01/19/11 10:57	eec	
Xylenes (ortho)	ND		0.50	0.41	ug/L	EPA 8260B	01/19/11 10:57	eec	
1,4-Dioxane	ND		35	9.3	ug/L	EPA 8260B	01/19/11 10:57	eec	
Surrogate: 1,2-Dichloroethane-d4	104	%	80-124			EPA 8260B	01/19/11 10:57	eec	
Surrogate: Bromofluorobenzene	102	%	80-120			EPA 8260B	01/19/11 10:57	eec	
Surrogate: Toluene-d8	98.1	%	80-120			EPA 8260B	01/19/11 10:57	eec	

E.S.BABCOCK&Sons,Inc.
Environmental Laboratories est 1906

Client Name: Tetra Tech, Inc. - San Bernardino
Contact: Mark Feldman
Address: 301 E. Vanderbilt Way Suite 450
San Bernardino, CA 92408

Report Date: 31-Jan-2011

Project Name: Tetra-Tech Lockheed
Project Number: [none]

Work Order Number: A1A0994

Received on Ice (Y/N): Yes Temp: 3 °C

Laboratory Reference Number
A1A0994-02

Sample Description	Matrix	Sampled Date/Time	Received Date/Time
MW-19 Beaumont Site 1 GW Sampling	Liquid	01/11/11 09:23	01/12/11 7:20

Analyte(s)	Result	RDL	MDL	Units	Method	Analysis Date	Analyst	Flag
Anions								
Total Alkalinity	85	3.0	1.7	mg/L	SM 2320B	01/17/11 13:30	sm	
Hydroxide	ND	3.0	1.7	mg/L	SM 2320B	01/17/11 13:30	sm	
Carbonate	ND	3.0	1.7	mg/L	SM 2320B	01/17/11 13:30	sm	
Bicarbonate	100	3.0	1.7	mg/L	SM 2320B	01/17/11 13:30	sm	
Chloride	6.4	1.0	0.50	mg/L	EPA 300.0	01/12/11 21:51	ss	
Sulfate	7.9	0.50	0.37	mg/L	EPA 300.0	01/12/11 21:51	ss	
Nitrate as N	ND	0.20	0.11	mg/L	EPA 300.0	01/12/11 21:51	ss	
Solids								
Total Dissolved Solids	140	20	11	mg/L	SM 2540C	01/17/11 21:00	srp	
Oxyhalides								
Chlorate	ND	25	25	ug/L*	EPA 332.0-M	01/19/11 16:40	aa	N_RLm
General Inorganics								
Perchlorate	140	2.5	1.8	ug/L*	EPA 332.0	01/19/11 16:40	aa	
Nutrients								
Nitrite as N	ND	0.10	0.017	mg/L	SM 4500NO2 B	01/12/11 17:00	ara	
Metals and Metalloids; EPA SW846 Series								
Iron	35	20	2.3	ug/L	EPA 6010B	01/21/11 15:37	lmt	
Volatile Organic Compounds by EPA 8260B								
1,1,1-Trichloroethane	0.31	0.50	0.12	ug/L	EPA 8260B	01/19/11 23:44	eec	J
1,1,2,2-Tetrachloroethane	ND	0.50	0.29	ug/L	EPA 8260B	01/19/11 23:44	eec	
1,1,2-Trichloroethane	ND	0.50	0.31	ug/L	EPA 8260B	01/19/11 23:44	eec	
1,1-Dichloroethane	2.7	0.50	0.098	ug/L	EPA 8260B	01/19/11 23:44	eec	
1,1-Dichloroethene	34	0.50	0.12	ug/L	EPA 8260B	01/19/11 23:44	eec	
1,2,3-Trichloropropane	ND	0.50	0.29	ug/L	EPA 8260B	01/19/11 23:44	eec	
1,2-Dichlorobenzene	ND	0.50	0.20	ug/L	EPA 8260B	01/19/11 23:44	eec	
1,2-Dichloroethane	0.44	0.50	0.21	ug/L	EPA 8260B	01/19/11 23:44	eec	J
1,2-Dichloropropane	ND	0.50	0.19	ug/L	EPA 8260B	01/19/11 23:44	eec	
1,3-Dichlorobenzene	ND	0.50	0.15	ug/L	EPA 8260B	01/19/11 23:44	eec	
1,4-Dichlorobenzene	ND	0.50	0.072	ug/L	EPA 8260B	01/19/11 23:44	eec	

E.S.BABCOCK&Sons,Inc.
Environmental Laboratories est 1906

Client Name: Tetra Tech, Inc. - San Bernardino
Contact: Mark Feldman
Address: 301 E. Vanderbilt Way Suite 450
San Bernardino, CA 92408

Report Date: 31-Jan-2011

Project Name: Tetra-Tech Lockheed
Project Number: [none]

Work Order Number: A1A0994

Received on Ice (Y/N): Yes Temp: 3 °C

Laboratory Reference Number
A1A0994-02

Sample Description	Matrix	Sampled Date/Time	Received Date/Time
MW-19 Beaumont Site 1 GW Sampling	Liquid	01/11/11 09:23	01/12/11 7:20

Analyte(s)	Result	RDL	MDL	Units	Method	Analysis Date	Analyst	Flag
Volatile Organic Compounds by EPA 8260B								
2-Butanone(MEK)	ND	3.0	1.2	ug/L	EPA 8260B	01/19/11 23:44	eec	
2-Hexanone	ND	5.0	1.2	ug/L	EPA 8260B	01/19/11 23:44	eec	
4-Methyl-2-Pentanone(MIBK)	ND	5.0	0.95	ug/L	EPA 8260B	01/19/11 23:44	eec	
Acetone	ND	10	5.0	ug/L	EPA 8260B	01/19/11 23:44	eec	
Benzene	ND	0.50	0.14	ug/L	EPA 8260B	01/19/11 23:44	eec	
Bromodichloromethane	ND	0.50	0.11	ug/L	EPA 8260B	01/19/11 23:44	eec	
Bromoform	ND	1.0	0.50	ug/L	EPA 8260B	01/19/11 23:44	eec	
Bromomethane	ND	0.50	0.48	ug/L	EPA 8260B	01/19/11 23:44	eec	
Carbon Disulfide	ND	0.50	0.36	ug/L	EPA 8260B	01/19/11 23:44	eec	
Carbon Tetrachloride	ND	0.50	0.15	ug/L	EPA 8260B	01/19/11 23:44	eec	
Chlorobenzene	ND	0.50	0.23	ug/L	EPA 8260B	01/19/11 23:44	eec	
Chloroethane	ND	0.50	0.35	ug/L	EPA 8260B	01/19/11 23:44	eec	
Chloroform	ND	0.50	0.46	ug/L	EPA 8260B	01/19/11 23:44	eec	
Chloromethane	ND	0.50	0.36	ug/L	EPA 8260B	01/19/11 23:44	eec	
cis-1,2-Dichloroethene	0.53	0.50	0.18	ug/L	EPA 8260B	01/19/11 23:44	eec	
cis-1,3-Dichloropropene	ND	0.50	0.30	ug/L	EPA 8260B	01/19/11 23:44	eec	
Dibromochloromethane	ND	0.50	0.37	ug/L	EPA 8260B	01/19/11 23:44	eec	
Ethylbenzene	ND	0.50	0.26	ug/L	EPA 8260B	01/19/11 23:44	eec	
Methyl tert Butyl Ether	ND	5.0	0.43	ug/L	EPA 8260B	01/19/11 23:44	eec	
Methylene Chloride	0.15	3.0	0.15	ug/L	EPA 8260B	01/19/11 23:44	eec	J
Styrene	ND	0.50	0.22	ug/L	EPA 8260B	01/19/11 23:44	eec	
Tetrachloroethene	ND	0.50	0.23	ug/L	EPA 8260B	01/19/11 23:44	eec	
Toluene	ND	0.50	0.22	ug/L	EPA 8260B	01/19/11 23:44	eec	
trans-1,2-Dichloroethene	ND	0.50	0.10	ug/L	EPA 8260B	01/19/11 23:44	eec	
trans-1,3-Dichloropropene	ND	0.50	0.24	ug/L	EPA 8260B	01/19/11 23:44	eec	
Trichloroethene	17	0.50	0.25	ug/L	EPA 8260B	01/19/11 23:44	eec	
Trichlorofluoromethane	ND	5.0	0.16	ug/L	EPA 8260B	01/19/11 23:44	eec	
Vinyl Acetate	ND	10	0.48	ug/L	EPA 8260B	01/19/11 23:44	eec	
Vinyl Chloride	2.2	0.50	0.13	ug/L	EPA 8260B	01/19/11 23:44	eec	
Xylenes (m+p)	ND	0.50	0.36	ug/L	EPA 8260B	01/19/11 23:44	eec	
Xylenes (ortho)	ND	0.50	0.41	ug/L	EPA 8260B	01/19/11 23:44	eec	
1,4-Dioxane	47	35	9.3	ug/L	EPA 8260B	01/19/11 23:44	eec	A-01, NCALI

Client Name: Tetra Tech, Inc. - San Bernardino
Contact: Mark Feldman
Address: 301 E. Vanderbilt Way Suite 450
San Bernardino, CA 92408

Report Date: 31-Jan-2011

Project Name: Tetra-Tech Lockheed
Project Number: [none]

Work Order Number: A1A0994

Received on Ice (Y/N): Yes Temp: 3 °C

Laboratory Reference Number

A1A0994-02

Sample Description	Matrix	Sampled Date/Time	Received Date/Time
MW-19 Beaumont Site 1 GW Sampling	Liquid	01/11/11 09:23	01/12/11 7:20

Analyte(s)	Result		RDL	MDL	Units	Method	Analysis Date	Analyst	Flag
Volatile Organic Compounds by EPA 8260B									
Surrogate: 1,2-Dichloroethane-d4	103	%	80-124			EPA 8260B	01/19/11 23:44	eec	
Surrogate: Bromofluorobenzene	102	%	80-120			EPA 8260B	01/19/11 23:44	eec	
Surrogate: Toluene-d8	98.3	%	80-120			EPA 8260B	01/19/11 23:44	eec	
Semivolatile Organic Compounds by EPA 8270C SIM									
1,4-Dioxane	62		0.20	0.10	ug/L	EPA8270C M	01/20/11 11:16	KOS	

E.S.BABCOCK&Sons,Inc.
Environmental Laboratories est 1906

Client Name: Tetra Tech, Inc. - San Bernardino
Contact: Mark Feldman
Address: 301 E. Vanderbilt Way Suite 450
San Bernardino, CA 92408

Report Date: 31-Jan-2011

Project Name: Tetra-Tech Lockheed
Project Number: [none]

Work Order Number: A1A0994

Received on Ice (Y/N): Yes Temp: 3 °C

Laboratory Reference Number

A1A0994-03

Sample Description	Matrix	Sampled Date/Time	Received Date/Time
MW-19-F Beaumont Site 1 GW Sampling	Liquid	01/11/11 09:23	01/12/11 7:20

Analyte(s)	Result	RDL	MDL	Units	Method	Analysis Date	Analyst	Flag
Aggregate Organic Compounds								
Dissolved Organic Carbon	0.94	0.70	0.36	mg/L	SM 5310B	01/13/11 20:12	cmd	N-TOCc
Metals and Metalloids; EPA SW846 Series								
Manganese	90	10	0.24	ug/L	EPA 6010B	01/19/11 14:59	lmt	

E.S.BABCOCK&Sons,Inc.
Environmental Laboratories est 1906

Client Name: Tetra Tech, Inc. - San Bernardino
Contact: Mark Feldman
Address: 301 E. Vanderbilt Way Suite 450
San Bernardino, CA 92408

Report Date: 31-Jan-2011

Project Name: Tetra-Tech Lockheed
Project Number: [none]

Work Order Number: A1A0994

Received on Ice (Y/N): Yes Temp: 3 °C

Laboratory Reference Number
A1A0994-04

Sample Description	Matrix	Sampled Date/Time	Received Date/Time
MW-101 Beaumont Site 1 GW Sampling	Liquid	01/11/11 09:28	01/12/11 7:20

Analyte(s)	Result	RDL	MDL	Units	Method	Analysis Date	Analyst	Flag
Anions								
Total Alkalinity	72	3.0	1.7	mg/L	SM 2320B	01/17/11 13:30	sm	
Hydroxide	ND	3.0	1.7	mg/L	SM 2320B	01/17/11 13:30	sm	
Carbonate	ND	3.0	1.7	mg/L	SM 2320B	01/17/11 13:30	sm	
Bicarbonate	88	3.0	1.7	mg/L	SM 2320B	01/17/11 13:30	sm	
Chloride	6.1	1.0	0.50	mg/L	EPA 300.0	01/12/11 21:59	ss	
Sulfate	30	0.50	0.37	mg/L	EPA 300.0	01/12/11 21:59	ss	
Nitrate as N	ND	0.20	0.11	mg/L	EPA 300.0	01/12/11 21:59	ss	
Solids								
Total Dissolved Solids	170	20	11	mg/L	SM 2540C	01/17/11 21:00	srp	
Oxyhalides								
Chlorate	ND	1.0	1.0	ug/L*	EPA 332.0-M	01/19/11 16:40	aa	
General Inorganics								
Perchlorate	ND	0.10	0.071	ug/L*	EPA 332.0	01/19/11 16:40	aa	
Nutrients								
Nitrite as N	ND	0.10	0.017	mg/L	SM 4500NO2 B	01/12/11 17:00	ara	
Metals and Metalloids; EPA SW846 Series								
Iron	510	20	2.3	ug/L	EPA 6010B	01/19/11 17:53	lmt	
Volatile Organic Compounds by EPA 8260B								
1,1,1-Trichloroethane	ND	0.50	0.12	ug/L	EPA 8260B	01/20/11 00:19	eec	
1,1,2,2-Tetrachloroethane	ND	0.50	0.29	ug/L	EPA 8260B	01/20/11 00:19	eec	
1,1,2-Trichloroethane	ND	0.50	0.31	ug/L	EPA 8260B	01/20/11 00:19	eec	
1,1-Dichloroethane	1.5	0.50	0.098	ug/L	EPA 8260B	01/20/11 00:19	eec	
1,1-Dichloroethene	49	0.50	0.12	ug/L	EPA 8260B	01/20/11 00:19	eec	
1,2,3-Trichloropropane	ND	0.50	0.29	ug/L	EPA 8260B	01/20/11 00:19	eec	
1,2-Dichlorobenzene	ND	0.50	0.20	ug/L	EPA 8260B	01/20/11 00:19	eec	
1,2-Dichloroethane	0.48	0.50	0.21	ug/L	EPA 8260B	01/20/11 00:19	eec	J
1,2-Dichloropropane	ND	0.50	0.19	ug/L	EPA 8260B	01/20/11 00:19	eec	
1,3-Dichlorobenzene	ND	0.50	0.15	ug/L	EPA 8260B	01/20/11 00:19	eec	
1,4-Dichlorobenzene	ND	0.50	0.072	ug/L	EPA 8260B	01/20/11 00:19	eec	

E.S.BABCOCK&Sons,Inc.
Environmental Laboratories est 1906

Client Name: Tetra Tech, Inc. - San Bernardino
Contact: Mark Feldman
Address: 301 E. Vanderbilt Way Suite 450
San Bernardino, CA 92408

Report Date: 31-Jan-2011

Project Name: Tetra-Tech Lockheed
Project Number: [none]

Work Order Number: A1A0994

Received on Ice (Y/N): Yes Temp: 3 °C

Laboratory Reference Number
A1A0994-04

Sample Description	Matrix	Sampled Date/Time	Received Date/Time
MW-101 Beaumont Site 1 GW Sampling	Liquid	01/11/11 09:28	01/12/11 7:20

Analyte(s)	Result	RDL	MDL	Units	Method	Analysis Date	Analyst	Flag
Volatile Organic Compounds by EPA 8260B								
2-Butanone(MEK)	ND	3.0	1.2	ug/L	EPA 8260B	01/20/11 00:19	eec	
2-Hexanone	ND	5.0	1.2	ug/L	EPA 8260B	01/20/11 00:19	eec	
4-Methyl-2-Pentanone(MIBK)	ND	5.0	0.95	ug/L	EPA 8260B	01/20/11 00:19	eec	
Acetone	ND	10	5.0	ug/L	EPA 8260B	01/20/11 00:19	eec	
Benzene	ND	0.50	0.14	ug/L	EPA 8260B	01/20/11 00:19	eec	
Bromodichloromethane	ND	0.50	0.11	ug/L	EPA 8260B	01/20/11 00:19	eec	
Bromoform	ND	1.0	0.50	ug/L	EPA 8260B	01/20/11 00:19	eec	
Bromomethane	ND	0.50	0.48	ug/L	EPA 8260B	01/20/11 00:19	eec	
Carbon Disulfide	ND	0.50	0.36	ug/L	EPA 8260B	01/20/11 00:19	eec	
Carbon Tetrachloride	ND	0.50	0.15	ug/L	EPA 8260B	01/20/11 00:19	eec	
Chlorobenzene	ND	0.50	0.23	ug/L	EPA 8260B	01/20/11 00:19	eec	
Chloroethane	ND	0.50	0.35	ug/L	EPA 8260B	01/20/11 00:19	eec	
Chloroform	ND	0.50	0.46	ug/L	EPA 8260B	01/20/11 00:19	eec	
Chloromethane	ND	0.50	0.36	ug/L	EPA 8260B	01/20/11 00:19	eec	
cis-1,2-Dichloroethene	41	0.50	0.18	ug/L	EPA 8260B	01/20/11 00:19	eec	
cis-1,3-Dichloropropene	ND	0.50	0.30	ug/L	EPA 8260B	01/20/11 00:19	eec	
Dibromochloromethane	ND	0.50	0.37	ug/L	EPA 8260B	01/20/11 00:19	eec	
Ethylbenzene	ND	0.50	0.26	ug/L	EPA 8260B	01/20/11 00:19	eec	
Methyl tert Butyl Ether	ND	5.0	0.43	ug/L	EPA 8260B	01/20/11 00:19	eec	
Methylene Chloride	0.19	3.0	0.15	ug/L	EPA 8260B	01/20/11 00:19	eec	J
Styrene	ND	0.50	0.22	ug/L	EPA 8260B	01/20/11 00:19	eec	
Tetrachloroethene	ND	0.50	0.23	ug/L	EPA 8260B	01/20/11 00:19	eec	
Toluene	ND	0.50	0.22	ug/L	EPA 8260B	01/20/11 00:19	eec	
trans-1,2-Dichloroethene	1.5	0.50	0.10	ug/L	EPA 8260B	01/20/11 00:19	eec	
trans-1,3-Dichloropropene	ND	0.50	0.24	ug/L	EPA 8260B	01/20/11 00:19	eec	
Trichloroethene	41	0.50	0.25	ug/L	EPA 8260B	01/20/11 00:19	eec	
Trichlorofluoromethane	ND	5.0	0.16	ug/L	EPA 8260B	01/20/11 00:19	eec	
Vinyl Acetate	ND	10	0.48	ug/L	EPA 8260B	01/20/11 00:19	eec	
Vinyl Chloride	2.2	0.50	0.13	ug/L	EPA 8260B	01/20/11 00:19	eec	
Xylenes (m+p)	ND	0.50	0.36	ug/L	EPA 8260B	01/20/11 00:19	eec	
Xylenes (ortho)	ND	0.50	0.41	ug/L	EPA 8260B	01/20/11 00:19	eec	
1,4-Dioxane	36	35	9.3	ug/L	EPA 8260B	01/20/11 00:19	eec	A-01, NCALI

E.S.BABCOCK&Sons,Inc.
Environmental Laboratories est 1906

Client Name: Tetra Tech, Inc. - San Bernardino
Contact: Mark Feldman
Address: 301 E. Vanderbilt Way Suite 450
San Bernardino, CA 92408

Report Date: 31-Jan-2011

Project Name: Tetra-Tech Lockheed
Project Number: [none]

Work Order Number: A1A0994

Received on Ice (Y/N): Yes Temp: 3 °C

Laboratory Reference Number

A1A0994-04

Sample Description	Matrix	Sampled Date/Time	Received Date/Time
MW-101 Beaumont Site 1 GW Sampling	Liquid	01/11/11 09:28	01/12/11 7:20

Analyte(s)	Result		RDL	MDL	Units	Method	Analysis Date	Analyst	Flag
Volatile Organic Compounds by EPA 8260B									
Surrogate: 1,2-Dichloroethane-d4	106	%	80-124			EPA 8260B	01/20/11 00:19	eec	
Surrogate: Bromofluorobenzene	102	%	80-120			EPA 8260B	01/20/11 00:19	eec	
Surrogate: Toluene-d8	100	%	80-120			EPA 8260B	01/20/11 00:19	eec	
Semivolatile Organic Compounds by EPA 8270C SIM									
1,4-Dioxane	24		0.20	0.10	ug/L	EPA8270C M	01/20/11 11:44	KOS	

E.S.BABCOCK&Sons,Inc.
Environmental Laboratories est 1906

Client Name: Tetra Tech, Inc. - San Bernardino
Contact: Mark Feldman
Address: 301 E. Vanderbilt Way Suite 450
San Bernardino, CA 92408

Report Date: 31-Jan-2011

Project Name: Tetra-Tech Lockheed
Project Number: [none]

Work Order Number: A1A0994

Received on Ice (Y/N): Yes Temp: 3 °C

Laboratory Reference Number

A1A0994-05

Sample Description	Matrix	Sampled Date/Time	Received Date/Time
MW-101-F Beaumont Site 1 GW Sampling	Liquid	01/11/11 09:28	01/12/11 7:20

Analyte(s)	Result	RDL	MDL	Units	Method	Analysis Date	Analyst	Flag
Aggregate Organic Compounds								
Dissolved Organic Carbon	0.98	0.70	0.36	mg/L	SM 5310B	01/13/11 20:12	cmd	N-TOC
Metals and Metalloids; EPA SW846 Series								
Manganese	110	10	0.24	ug/L	EPA 6010B	01/19/11 15:03	lmt	

E.S.BABCOCK&Sons,Inc.
Environmental Laboratories est 1906

Client Name: Tetra Tech, Inc. - San Bernardino
Contact: Mark Feldman
Address: 301 E. Vanderbilt Way Suite 450
San Bernardino, CA 92408

Report Date: 31-Jan-2011

Project Name: Tetra-Tech Lockheed
Project Number: [none]

Work Order Number: A1A0994

Received on Ice (Y/N): Yes Temp: 3 °C

Anions - Batch Quality Control

Analyte(s)	Result	RDL	MDL	Units	Spike Level	Source Result	%REC	%REC Limits	RPD	RPD Limit	Flag
Batch 1A12074 - Analyzed as received											
Blank (1A12074-BLK1)					Prepared & Analyzed: 01/12/11						
Sulfate	ND	0.50	0.37	mg/L							
Chloride	ND	1.0	0.50	mg/L							
Nitrate as N	ND	0.20	0.11	mg/L							
LCS (1A12074-BS1)					Prepared & Analyzed: 01/12/11						
Sulfate	47.6	0.50	0.37	mg/L	50.0		95.2	90-110			
Chloride	49.6	1.0	0.50	mg/L	50.0		99.2	90-110			
Nitrate as N	11.6	0.20	0.11	mg/L	11.3		102	90-110			
Matrix Spike (1A12074-MS1)				**Source: A1A0971-02**	Prepared & Analyzed: 01/12/11						
Sulfate	184	0.50	0.37	mg/L	100	76.7	107	87-114			
Chloride	139	1.0	0.50	mg/L	50.0	81.9	113	90-122			
Nitrate as N	7.15	0.20	0.11	mg/L	4.52	2.51	103	78-120			
Matrix Spike (1A12074-MS2)				**Source: A1A1070-01**	Prepared & Analyzed: 01/12/11						
Sulfate	219	0.50	0.37	mg/L	100	118	101	87-114			
Chloride	144	1.0	0.50	mg/L	50.0	91.2	105	90-122			
Nitrate as N	10.0	0.20	0.11	mg/L	4.52	5.33	103	78-120			
Matrix Spike Dup (1A12074-MSD1)				**Source: A1A0971-02**	Prepared & Analyzed: 01/12/11						
Sulfate	185	0.50	0.37	mg/L	100	76.7	109	87-114	0.841	20	
Chloride	141	1.0	0.50	mg/L	50.0	81.9	117	90-122	1.48	20	
Nitrate as N	7.15	0.20	0.11	mg/L	4.52	2.51	103	78-120	0.00	20	
Batch 1A17020 - Analyzed as received											
Blank (1A17020-BLK1)					Prepared & Analyzed: 01/17/11						
Total Alkalinity	ND	3.0	1.7	mg/L							
Hydroxide	ND	3.0	1.7	mg/L							
Carbonate	ND	3.0	1.7	mg/L							
Bicarbonate	ND	3.0	1.7	mg/L							

E.S.BABCOCK&Sons,Inc.
Environmental Laboratories est 1906

Client Name: Tetra Tech, Inc. - San Bernardino
Contact: Mark Feldman
Address: 301 E. Vanderbilt Way Suite 450
San Bernardino, CA 92408

Report Date: 31-Jan-2011

Project Name: Tetra-Tech Lockheed
Project Number: [none]

Work Order Number: A1A0994

Received on Ice (Y/N): Yes Temp: 3 °C

Anions - Batch Quality Control

Analyte(s)	Result	RDL	MDL	Units	Spike Level	Source Result	%REC	%REC Limits	RPD	RPD Limit	Flag
Batch 1A17020 - Analyzed as received											
LCS (1A17020-BS1)					Prepared & Analyzed: 01/17/11						
Total Alkalinity	460	3.0	1.7	mg/L	472		97.5	95-105			
Carbonate	274	3.0	1.7	mg/L	272		101	95-105			
Duplicate (1A17020-DUP1)					**Source: A1A0729-01**	Prepared & Analyzed: 01/17/11					
Total Alkalinity	118	3.0	1.7	mg/L		118			0.00	20	
Hydroxide	ND	3.0	1.7	mg/L		ND				20	
Carbonate	ND	3.0	1.7	mg/L		ND				20	
Bicarbonate	144	3.0	1.7	mg/L		144			0.00	20	
Duplicate (1A17020-DUP2)					**Source: A1A1365-01**	Prepared & Analyzed: 01/17/11					
Total Alkalinity	271	3.0	1.7	mg/L		270			0.370	20	
Hydroxide	ND	3.0	1.7	mg/L		ND				20	
Carbonate	ND	3.0	1.7	mg/L		ND				20	
Bicarbonate	331	3.0	1.7	mg/L		329			0.606	20	

Client Name: Tetra Tech, Inc. - San Bernardino
Contact: Mark Feldman
Address: 301 E. Vanderbilt Way Suite 450
San Bernardino, CA 92408

Report Date: 31-Jan-2011

Project Name: Tetra-Tech Lockheed
Project Number: [none]

Work Order Number: A1A0994

Received on Ice (Y/N): Yes Temp: 3 °C

Solids - Batch Quality Control

Analyte(s)	Result	RDL	MDL	Units	Spike Level	Source Result	%REC	%REC Limits	RPD	RPD Limit	Flag
Batch 1A17046 - Analyzed as received											
Blank (1A17046-BLK1)					Prepared & Analyzed: 01/17/11						
Total Dissolved Solids	7.00	10	5.5	mg/L							J
LCS (1A17046-BS1)					Prepared & Analyzed: 01/17/11						
Total Dissolved Solids	740	20	11	mg/L	746		99.2	90-110			
Duplicate (1A17046-DUP1)					**Source: A1A1161-02** Prepared & Analyzed: 01/17/11						
Total Dissolved Solids	161	20	11	mg/L		167			3.66	20	

E.S.BABCOCK&Sons,Inc.
Environmental Laboratories est 1906

Client Name: Tetra Tech, Inc. - San Bernardino
Contact: Mark Feldman
Address: 301 E. Vanderbilt Way Suite 450
San Bernardino, CA 92408

Report Date: 31-Jan-2011

Project Name: Tetra-Tech Lockheed
Project Number: [none]

Work Order Number: A1A0994

Received on Ice (Y/N): Yes Temp: 3 °C

Aggregate Organic Compounds - Batch Quality Control

Analyte(s)	Result	RDL	MDL	Units	Spike Level	Source Result	%REC	%REC Limits	RPD	RPD Limit	Flag
Batch 1A13010 - As recieved											
Blank (1A13010-BLK1)					Prepared & Analyzed: 01/13/11						
Dissolved Organic Carbon	ND	0.70	0.36	mg/L							
LCS (1A13010-BS1)					Prepared & Analyzed: 01/13/11						
Dissolved Organic Carbon	3.69	0.70	0.36	mg/L	4.00		92.2	81.5-118			
Matrix Spike (1A13010-MS1)				**Source: A1A0943-01**	Prepared & Analyzed: 01/13/11						
Dissolved Organic Carbon	11.5	0.70	0.36	mg/L	4.00	7.10	110	80-120			
Matrix Spike Dup (1A13010-MSD1)				**Source: A1A0943-01**	Prepared & Analyzed: 01/13/11						
Dissolved Organic Carbon	11.6	0.70	0.36	mg/L	4.00	7.10	113	80-120	1.04	10	

Client Name: Tetra Tech, Inc. - San Bernardino
Contact: Mark Feldman
Address: 301 E. Vanderbilt Way Suite 450
San Bernardino, CA 92408

Report Date: 31-Jan-2011

Project Name: Tetra-Tech Lockheed
Project Number: [none]

Work Order Number: A1A0994

Received on Ice (Y/N): Yes Temp: 3 °C

Oxyhalides - Batch Quality Control

Analyte(s)	Result	RDL	MDL	Units	Spike Level	Source Result	%REC	%REC Limits	RPD	RPD Limit	Flag
Batch 1A17071 - Analyzed as received											
Blank (1A17071-BLK1)					Prepared: 01/17/11 Analyzed: 01/19/11						
Chlorate	ND	1.0	1.0	ug/L*							
LCS (1A17071-BS1)					Prepared: 01/17/11 Analyzed: 01/19/11						
Chlorate	11.5	1.0	1.0	ug/L*	10.0		115	80-120			
Duplicate (1A17071-DUP1)				**Source: A1A1289-01**	Prepared: 01/17/11 Analyzed: 01/19/11						
Chlorate	ND	1.0	1.0	ug/L*		ND				20	
Matrix Spike (1A17071-MS1)				**Source: A1A1289-01**	Prepared: 01/17/11 Analyzed: 01/19/11						
Chlorate	8.43	1.0	1.0	ug/L*	10.0	ND	84.3	80-120			
Matrix Spike Dup (1A17071-MSD1)				**Source: A1A1289-01**	Prepared: 01/17/11 Analyzed: 01/19/11						
Chlorate	9.58	1.0	1.0	ug/L*	10.0	ND	95.8	80-120	12.7	20	

Client Name: Tetra Tech, Inc. - San Bernardino
Contact: Mark Feldman
Address: 301 E. Vanderbilt Way Suite 450
San Bernardino, CA 92408

Report Date: 31-Jan-2011

Project Name: Tetra-Tech Lockheed
Project Number: [none]

Work Order Number: A1A0994

Received on Ice (Y/N): Yes Temp: 3 °C

General Inorganics - Batch Quality Control

Analyte(s)	Result	RDL	MDL	Units	Spike Level	Source Result	%REC	%REC Limits	RPD	RPD Limit	Flag
Batch 1A17071 - Analyzed as received											
Blank (1A17071-BLK1)					Prepared: 01/17/11 Analyzed: 01/19/11						
Perchlorate	ND	0.10	0.071	ug/L*							
LCS (1A17071-BS1)					Prepared: 01/17/11 Analyzed: 01/19/11						
Perchlorate	4.91	0.10	0.071	ug/L*	5.00		98.2	80-120			
Duplicate (1A17071-DUP1)					**Source: A1A1289-01** Prepared: 01/17/11 Analyzed: 01/19/11						
Perchlorate	0.273	0.10	0.071	ug/L*		0.342			22.4	20	QRPDI
Matrix Spike (1A17071-MS1)					**Source: A1A1289-01** Prepared: 01/17/11 Analyzed: 01/19/11						
Perchlorate	5.52	0.10	0.071	ug/L*	5.00	0.342	104	80-120			
Matrix Spike Dup (1A17071-MSD1)					**Source: A1A1289-01** Prepared: 01/17/11 Analyzed: 01/19/11						
Perchlorate	5.20	0.10	0.071	ug/L*	5.00	0.342	97.2	80-120	6.04	20	

E.S.BABCOCK&Sons,Inc.
Environmental Laboratories est 1906

Client Name: Tetra Tech, Inc. - San Bernardino
Contact: Mark Feldman
Address: 301 E. Vanderbilt Way Suite 450
San Bernardino, CA 92408

Report Date: 31-Jan-2011

Project Name: Tetra-Tech Lockheed
Project Number: [none]

Work Order Number: A1A0994

Received on Ice (Y/N): Yes Temp: 3 °C

Nutrients - Batch Quality Control

Analyte(s)	Result	RDL	MDL	Units	Spike Level	Source Result	%REC	%REC Limits	RPD	RPD Limit	Flag
Batch 1A12043 - Filter if turbid.											
LCS (1A12043-BS1)					Prepared & Analyzed: 01/12/11						
Nitrite as N	0.990	0.10	0.017	mg/L	1.00		99.0	90-110			
Matrix Spike (1A12043-MS1)			**Source: A1A0979-01**		Prepared & Analyzed: 01/12/11						
Nitrite as N	1.01	0.10	0.017	mg/L	1.00	0.0200	99.0	80-120			
Matrix Spike Dup (1A12043-MSD1)			**Source: A1A0979-01**		Prepared & Analyzed: 01/12/11						
Nitrite as N	1.05	0.10	0.017	mg/L	1.00	0.0200	103	80-120	3.88	20	

E.S.BABCOCK&Sons,Inc.
Environmental Laboratories est 1906

Client Name: Tetra Tech, Inc. - San Bernardino
Contact: Mark Feldman
Address: 301 E. Vanderbilt Way Suite 450
San Bernardino, CA 92408

Report Date: 31-Jan-2011

Project Name: Tetra-Tech Lockheed
Project Number: [none]

Work Order Number: A1A0994

Received on Ice (Y/N): Yes Temp: 3 °C

Metals and Metalloids; EPA SW846 Series - Batch Quality Control

Analyte(s)	Result	RDL	MDL	Units	Spike Level	Source Result	%REC	%REC Limits	RPD	RPD Limit	Flag
Batch 1A18039 - EPA 200.2 SOP M02C											
Blank (1A18039-BLK1)					Prepared & Analyzed: 01/19/11						
Iron	22.7	20	2.3	ug/L							QBLK
LCS (1A18039-BS1)					Prepared & Analyzed: 01/19/11						
Iron	611	20	2.3	ug/L	583		105	85-115			
Matrix Spike (1A18039-MS1)				**Source: A1A1282-02**	Prepared & Analyzed: 01/19/11						
Iron	839	20	2.3	ug/L	583	189	112	75-125			
Matrix Spike Dup (1A18039-MSD1)				**Source: A1A1282-02**	Prepared & Analyzed: 01/19/11						
Iron	843	20	2.3	ug/L	583	189	112	75-125	0.462	20	
Batch 1A18040 - EPA 200.2 SOP M02C											
Blank (1A18040-BLK1)					Prepared & Analyzed: 01/19/11						
Manganese	ND	10	0.24	ug/L							
LCS (1A18040-BS1)					Prepared & Analyzed: 01/19/11						
Manganese	1030	10	0.24	ug/L	1000		102	85-115			
Matrix Spike (1A18040-MS1)				**Source: A1A1289-02**	Prepared & Analyzed: 01/19/11						
Manganese	1010	10	0.24	ug/L	1000	15.3	99.5	75-125			
Matrix Spike Dup (1A18040-MSD1)				**Source: A1A1289-02**	Prepared & Analyzed: 01/19/11						
Manganese	1050	10	0.24	ug/L	1000	15.3	103	75-125	3.34	20	
Batch 1A20048 - EPA 200.2 SOP M02C											
Blank (1A20048-BLK1)					Prepared & Analyzed: 01/21/11						
Iron	ND	20	2.3	ug/L							

Client Name: Tetra Tech, Inc. - San Bernardino
Contact: Mark Feldman
Address: 301 E. Vanderbilt Way Suite 450
San Bernardino, CA 92408

Report Date: 31-Jan-2011

Project Name: Tetra-Tech Lockheed
Project Number: [none]

Work Order Number: A1A0994

Received on Ice (Y/N): Yes Temp: 3 °C

Metals and Metalloids; EPA SW846 Series - Batch Quality Control

Analyte(s)	Result	RDL	MDL	Units	Spike Level	Source Result	%REC	%REC Limits	RPD	RPD Limit	Flag
Batch 1A20048 - EPA 200.2 SOP M02C											
LCS (1A20048-BS1)					Prepared & Analyzed: 01/21/11						
Iron	327	20	2.3	ug/L	333		98.2	85-115			
Matrix Spike (1A20048-MS1)			**Source: A1A1785-05**		Prepared & Analyzed: 01/21/11						
Iron	4270	20	2.3	ug/L	333	3990	81.9	75-125			
Matrix Spike Dup (1A20048-MSD1)			**Source: A1A1785-05**		Prepared & Analyzed: 01/21/11						
Iron	4220	20	2.3	ug/L	333	3990	68.6	75-125	1.04	20	QM-3x

Client Name: Tetra Tech, Inc. - San Bernardino
Contact: Mark Feldman
Address: 301 E. Vanderbilt Way Suite 450
San Bernardino, CA 92408

Report Date: 31-Jan-2011

Project Name: Tetra-Tech Lockheed
Project Number: [none]

Work Order Number: A1A0994

Received on Ice (Y/N): Yes Temp: 3 °C

Volatile Organic Compounds by EPA 8260B - Batch Quality Control

Analyte(s)	Result	RDL	MDL	Units	Spike Level	Source Result	%REC	%REC Limits	RPD	RPD Limit	Flag
Batch 1A18003 - Purge and Trap											
Blank (1A18003-BLK1)					Prepared: 01/18/11 Analyzed: 01/19/11						
1,1,1-Trichloroethane	ND	0.50	0.12	ug/L							
1,1,2,2-Tetrachloroethane	ND	0.50	0.29	ug/L							
1,1,2-Trichloroethane	ND	0.50	0.31	ug/L							
1,1-Dichloroethane	ND	0.50	0.098	ug/L							
1,1-Dichloroethene	ND	0.50	0.12	ug/L							
1,2,3-Trichloropropane	ND	0.50	0.29	ug/L							
1,2-Dichlorobenzene	ND	0.50	0.20	ug/L							
1,2-Dichloroethane	ND	0.50	0.21	ug/L							
1,2-Dichloropropane	ND	0.50	0.19	ug/L							
1,3-Dichlorobenzene	ND	0.50	0.15	ug/L							
1,4-Dichlorobenzene	ND	0.50	0.072	ug/L							
2-Butanone(MEK)	ND	3.0	1.2	ug/L							
2-Hexanone	ND	5.0	1.2	ug/L							
4-Methyl-2-Pentanone(MIBK)	ND	5.0	0.95	ug/L							
Acetone	ND	10	5.0	ug/L							
Benzene	ND	0.50	0.14	ug/L							
Bromodichloromethane	ND	0.50	0.11	ug/L							
Bromoform	ND	1.0	0.50	ug/L							
Bromomethane	ND	0.50	0.48	ug/L							
Carbon Disulfide	ND	0.50	0.36	ug/L							
Carbon Tetrachloride	ND	0.50	0.15	ug/L							
Chlorobenzene	ND	0.50	0.23	ug/L							
Chloroethane	ND	0.50	0.35	ug/L							
Chloroform	ND	0.50	0.46	ug/L							
Chloromethane	ND	0.50	0.36	ug/L							
cis-1,2-Dichloroethene	ND	0.50	0.18	ug/L							
cis-1,3-Dichloropropene	ND	0.50	0.30	ug/L							
Dibromochloromethane	ND	0.50	0.37	ug/L							
Ethylbenzene	ND	0.50	0.26	ug/L							
Methyl tert Butyl Ether	ND	5.0	0.43	ug/L							
Methylene Chloride	ND	3.0	0.15	ug/L							
Styrene	ND	0.50	0.22	ug/L							
Tetrachloroethene	ND	0.50	0.23	ug/L							
Toluene	ND	0.50	0.22	ug/L							
trans-1,2-Dichloroethene	ND	0.50	0.10	ug/L							
trans-1,3-Dichloropropene	ND	0.50	0.24	ug/L							

Client Name: Tetra Tech, Inc. - San Bernardino
Contact: Mark Feldman
Address: 301 E. Vanderbilt Way Suite 450
San Bernardino, CA 92408

Report Date: 31-Jan-2011

Project Name: Tetra-Tech Lockheed
Project Number: [none]

Work Order Number: A1A0994

Received on Ice (Y/N): Yes Temp: 3 °C

Volatile Organic Compounds by EPA 8260B - Batch Quality Control

Analyte(s)	Result	RDL	MDL	Units	Spike Level	Source Result	%REC	%REC Limits	RPD	RPD Limit	Flag
Batch 1A18003 - Purge and Trap											
Blank (1A18003-BLK1)					Prepared: 01/18/11 Analyzed: 01/19/11						
Trichloroethene	ND	0.50	0.25	ug/L							
Trichlorofluoromethane	ND	5.0	0.16	ug/L							
Vinyl Acetate	ND	10	0.48	ug/L							
Vinyl Chloride	ND	0.50	0.13	ug/L							
Xylenes (m+p)	ND	0.50	0.36	ug/L							
Xylenes (ortho)	ND	0.50	0.41	ug/L							
1,4-Dioxane	ND	35	9.3	ug/L							
Surrogate: 1,2-Dichloroethane-d4	*10.3*			ug/L	*10.0*		*103*	*80-124*			
Surrogate: Bromofluorobenzene	*10.1*			ug/L	*10.0*		*101*	*80-120*			
Surrogate: Toluene-d8	*9.90*			ug/L	*10.0*		*99.0*	*80-120*			
Blank (1A18003-BLK2)					Prepared: 01/18/11 Analyzed: 01/19/11						
1,1,1-Trichloroethane	ND	0.50	0.12	ug/L							
1,1,2,2-Tetrachloroethane	ND	0.50	0.29	ug/L							
1,1,2-Trichloroethane	ND	0.50	0.31	ug/L							
1,1-Dichloroethane	ND	0.50	0.098	ug/L							
1,1-Dichloroethene	ND	0.50	0.12	ug/L							
1,2,3-Trichloropropane	ND	0.50	0.29	ug/L							
1,2-Dichlorobenzene	ND	0.50	0.20	ug/L							
1,2-Dichloroethane	ND	0.50	0.21	ug/L							
1,2-Dichloropropane	ND	0.50	0.19	ug/L							
1,3-Dichlorobenzene	ND	0.50	0.15	ug/L							
1,4-Dichlorobenzene	ND	0.50	0.072	ug/L							
2-Butanone(MEK)	ND	3.0	1.2	ug/L							
2-Hexanone	ND	5.0	1.2	ug/L							
4-Methyl-2-Pentanone(MIBK)	ND	5.0	0.95	ug/L							
Acetone	ND	10	5.0	ug/L							
Benzene	ND	0.50	0.14	ug/L							
Bromodichloromethane	ND	0.50	0.11	ug/L							
Bromoform	ND	1.0	0.50	ug/L							
Bromomethane	ND	0.50	0.48	ug/L							
Carbon Disulfide	ND	0.50	0.36	ug/L							
Carbon Tetrachloride	ND	0.50	0.15	ug/L							
Chlorobenzene	ND	0.50	0.23	ug/L							
Chloroethane	ND	0.50	0.35	ug/L							
Chloroform	ND	0.50	0.46	ug/L							
Chloromethane	ND	0.50	0.36	ug/L							

Client Name: Tetra Tech, Inc. - San Bernardino
Contact: Mark Feldman
Address: 301 E. Vanderbilt Way Suite 450
San Bernardino, CA 92408

Report Date: 31-Jan-2011

Project Name: Tetra-Tech Lockheed
Project Number: [none]

Work Order Number: A1A0994

Received on Ice (Y/N): Yes Temp: 3 °C

Volatile Organic Compounds by EPA 8260B - Batch Quality Control

Analyte(s)	Result	RDL	MDL	Units	Spike Level	Source Result	%REC	%REC Limits	RPD	RPD Limit	Flag
Batch 1A18003 - Purge and Trap											
Blank (1A18003-BLK2)					Prepared: 01/18/11 Analyzed: 01/19/11						
cis-1,2-Dichloroethene	ND	0.50	0.18	ug/L							
cis-1,3-Dichloropropene	ND	0.50	0.30	ug/L							
Dibromochloromethane	ND	0.50	0.37	ug/L							
Ethylbenzene	ND	0.50	0.26	ug/L							
Methyl tert Butyl Ether	ND	5.0	0.43	ug/L							
Methylene Chloride	ND	3.0	0.15	ug/L							
Styrene	ND	0.50	0.22	ug/L							
Tetrachloroethene	ND	0.50	0.23	ug/L							
Toluene	ND	0.50	0.22	ug/L							
trans-1,2-Dichloroethene	ND	0.50	0.10	ug/L							
trans-1,3-Dichloropropene	ND	0.50	0.24	ug/L							
Trichloroethene	ND	0.50	0.25	ug/L							
Trichlorofluoromethane	ND	5.0	0.16	ug/L							
Vinyl Acetate	ND	10	0.48	ug/L							
Vinyl Chloride	ND	0.50	0.13	ug/L							
Xylenes (m+p)	ND	0.50	0.36	ug/L							
Xylenes (ortho)	ND	0.50	0.41	ug/L							
1,4-Dioxane	ND	35	9.3	ug/L							
Surrogate: 1,2-Dichloroethane-d4	*9.96*			ug/L	*10.0*		*99.6*	*80-124*			
Surrogate: Bromofluorobenzene	*9.99*			ug/L	*10.0*		*99.9*	*80-120*			
Surrogate: Toluene-d8	*9.80*			ug/L	*10.0*		*98.0*	*80-120*			
LCS (1A18003-BS1)					Prepared: 01/18/11 Analyzed: 01/19/11						
1,1-Dichloroethane	23.2	0.50	0.098	ug/L	25.0		93.0	76-130			
1,1-Dichloroethene	24.8	0.50	0.12	ug/L	25.0		99.2	70-130			
1,4-Dichlorobenzene	25.0	0.50	0.072	ug/L	25.0		100	79-130			
Benzene	24.2	0.50	0.14	ug/L	25.0		97.0	70-130			
Bromodichloromethane	24.8	0.50	0.11	ug/L	25.0		99.2	70-130			
Bromoform	24.1	1.0	0.50	ug/L	25.0		96.4	70-130			
Chloroform	24.9	0.50	0.46	ug/L	25.0		99.7	70-130			
Dibromochloromethane	26.0	0.50	0.37	ug/L	25.0		104	70-130			
Ethylbenzene	24.5	0.50	0.26	ug/L	25.0		98.0	70-130			
Methyl tert Butyl Ether	24.8	5.0	0.43	ug/L	25.0		99.2	70-130			
Tetrachloroethene	23.2	0.50	0.23	ug/L	25.0		92.9	70-130			
Toluene	24.1	0.50	0.22	ug/L	25.0		96.3	70-130			
Trichloroethene	24.2	0.50	0.25	ug/L	25.0		96.8	70-130			
Vinyl Chloride	24.4	0.50	0.13	ug/L	25.0		97.6	70-130			

Client Name: Tetra Tech, Inc. - San Bernardino
Contact: Mark Feldman
Address: 301 E. Vanderbilt Way Suite 450
San Bernardino, CA 92408

Report Date: 31-Jan-2011

Project Name: Tetra-Tech Lockheed
Project Number: [none]

Work Order Number: A1A0994

Received on Ice (Y/N): Yes Temp: 3 °C

Volatile Organic Compounds by EPA 8260B - Batch Quality Control

Analyte(s)	Result	RDL	MDL	Units	Spike Level	Source Result	%REC	%REC Limits	RPD	RPD Limit	Flag
Batch 1A18003 - Purge and Trap											
LCS (1A18003-BS1)					Prepared: 01/18/11 Analyzed: 01/19/11						
Xylenes (m+p)	49.6	0.50	0.36	ug/L	50.0		99.2	70-130			
Xylenes (ortho)	24.8	0.50	0.41	ug/L	25.0		99.2	70-130			
Surrogate: 1,2-Dichloroethane-d4	*10.3*			ug/L	*10.0*		*103*	*80-124*			
Surrogate: Bromofluorobenzene	*9.88*			ug/L	*10.0*		*98.8*	*80-120*			
Surrogate: Toluene-d8	*9.91*			ug/L	*10.0*		*99.1*	*80-120*			
LCS Dup (1A18003-BSD1)					Prepared: 01/18/11 Analyzed: 01/19/11						
1,1-Dichloroethane	22.4	0.50	0.098	ug/L	25.0		89.5	76-130	3.81	20	
1,1-Dichloroethene	23.8	0.50	0.12	ug/L	25.0		95.4	70-130	3.91	20	
1,4-Dichlorobenzene	25.0	0.50	0.072	ug/L	25.0		100	79-130	0.0800	20	
Benzene	23.5	0.50	0.14	ug/L	25.0		94.0	70-130	3.10	20	
Bromodichloromethane	24.6	0.50	0.11	ug/L	25.0		98.2	70-130	1.01	20	
Bromoform	24.6	1.0	0.50	ug/L	25.0		98.6	70-130	2.30	20	
Chloroform	24.1	0.50	0.46	ug/L	25.0		96.4	70-130	3.30	20	
Dibromochloromethane	26.0	0.50	0.37	ug/L	25.0		104	70-130	0.00	20	
Ethylbenzene	23.7	0.50	0.26	ug/L	25.0		94.8	70-130	3.36	20	
Methyl tert Butyl Ether	24.6	5.0	0.43	ug/L	25.0		98.2	70-130	1.05	20	
Tetrachloroethene	22.8	0.50	0.23	ug/L	25.0		91.2	70-130	1.82	20	
Toluene	23.4	0.50	0.22	ug/L	25.0		93.4	70-130	2.99	20	
Trichloroethene	23.7	0.50	0.25	ug/L	25.0		94.6	70-130	2.22	20	
Vinyl Chloride	23.3	0.50	0.13	ug/L	25.0		93.2	70-130	4.57	20	
Xylenes (m+p)	48.8	0.50	0.36	ug/L	50.0		97.5	70-130	1.75	20	
Xylenes (ortho)	24.4	0.50	0.41	ug/L	25.0		97.7	70-130	1.54	20	
Surrogate: 1,2-Dichloroethane-d4	*9.91*			ug/L	*10.0*		*99.1*	*80-124*			
Surrogate: Bromofluorobenzene	*9.96*			ug/L	*10.0*		*99.6*	*80-120*			
Surrogate: Toluene-d8	*9.78*			ug/L	*10.0*		*97.8*	*80-120*			
Duplicate (1A18003-DUP1)					**Source: A1A0994-04** Prepared: 01/18/11 Analyzed: 01/20/11						
1,1,1,2-Tetrachloroethane	ND	0.50	0.14	ug/L		ND				40	
1,1,1-Trichloroethane	ND	0.50	0.12	ug/L		ND				40	
1,1,2,2-Tetrachloroethane	ND	0.50	0.29	ug/L		ND				40	
1,1,2-Trichloroethane	ND	0.50	0.31	ug/L		ND				40	
1,1-Dichloroethane	1.53	0.50	0.098	ug/L		1.54			0.651	40	
1,1-Dichloroethene	47.0	0.50	0.12	ug/L		48.5			3.33	40	
1,1-Dichloropropene	ND	0.50	0.14	ug/L		ND				40	
1,2,3-Trichloropropane	ND	0.50	0.29	ug/L		ND				40	
1,2,4-Trichlorobenzene	ND	0.50	0.34	ug/L		ND				40	
1,2-Dichlorobenzene	ND	0.50	0.20	ug/L		ND				40	

Client Name: Tetra Tech, Inc. - San Bernardino
Contact: Mark Feldman
Address: 301 E. Vanderbilt Way Suite 450
San Bernardino, CA 92408

Report Date: 31-Jan-2011

Project Name: Tetra-Tech Lockheed
Project Number: [none]

Work Order Number: A1A0994

Received on Ice (Y/N): Yes Temp: 3 °C

Volatile Organic Compounds by EPA 8260B - Batch Quality Control

Analyte(s)	Result	RDL	MDL	Units	Spike Level	Source Result	%REC	%REC Limits	RPD	RPD Limit	Flag
Batch 1A18003 - Purge and Trap											
Duplicate (1A18003-DUP1)			**Source: A1A0994-04**	Prepared: 01/18/11 Analyzed: 01/20/11							
1,2-Dichloroethane	0.460	0.50	0.21	ug/L		0.480			4.26	40	J
1,2-Dichloropropane	ND	0.50	0.19	ug/L		ND				40	
1,3-Dichlorobenzene	ND	0.50	0.15	ug/L		ND				40	
1,3-Dichloropropane	ND	0.50	0.22	ug/L		ND				40	
1,4-Dichlorobenzene	ND	0.50	0.072	ug/L		ND				40	
2,2-Dichloropropane	ND	0.50	0.49	ug/L		ND				40	
2-Butanone(MEK)	ND	3.0	1.2	ug/L		ND				40	
2-Hexanone	ND	5.0	1.2	ug/L		ND				40	
4-Methyl-2-Pentanone(MIBK)	ND	5.0	0.95	ug/L		ND				40	
Acetone	ND	10	5.0	ug/L		ND				40	
Acetonitrile	ND	10	2.2	ug/L		ND				40	
Acrolein	ND	10	3.7	ug/L		ND				40	
Acrylonitrile	ND	10	3.3	ug/L		ND				40	
Allyl Chloride	ND	5.0	0.20	ug/L		ND				40	
Benzene	ND	0.50	0.14	ug/L		ND				40	
Bromochloromethane	ND	0.50	0.33	ug/L		ND				40	
Bromodichloromethane	ND	0.50	0.11	ug/L		ND				40	
Bromoform	ND	1.0	0.50	ug/L		ND				40	
Bromomethane	ND	0.50	0.48	ug/L		ND				40	
Carbon Disulfide	ND	0.50	0.36	ug/L		ND				40	
Carbon Tetrachloride	ND	0.50	0.15	ug/L		ND				40	
Chlorobenzene	ND	0.50	0.23	ug/L		ND				40	
Chloroethane	ND	0.50	0.35	ug/L		ND				40	
Chloroform	ND	0.50	0.46	ug/L		ND				40	
Chloromethane	ND	0.50	0.36	ug/L		ND				40	
Chloroprene	ND	10	0.21	ug/L		ND				40	
cis-1,2-Dichloroethene	40.8	0.50	0.18	ug/L		41.5			1.68	40	
cis-1,3-Dichloropropene	ND	0.50	0.30	ug/L		ND				40	
Dibromochloromethane	ND	0.50	0.37	ug/L		ND				40	
Dibromomethane	ND	0.50	0.16	ug/L		ND				40	
Dichlorodifluoromethane	ND	0.50	0.18	ug/L		ND				40	
Ethyl Methacrylate	ND	0.50	0.48	ug/L		ND				40	
Ethylbenzene	ND	0.50	0.26	ug/L		ND				40	
Iodomethane	ND	10	1.1	ug/L		ND				40	
Isobutyl Alcohol	ND	100	4.8	ug/L		ND				40	
Methacrylonitrile	ND	10	2.9	ug/L		ND				40	

Client Name: Tetra Tech, Inc. - San Bernardino
Contact: Mark Feldman
Address: 301 E. Vanderbilt Way Suite 450
San Bernardino, CA 92408

Report Date: 31-Jan-2011

Project Name: Tetra-Tech Lockheed
Project Number: [none]

Work Order Number: A1A0994

Received on Ice (Y/N): Yes Temp: 3 °C

Volatile Organic Compounds by EPA 8260B - Batch Quality Control

Analyte(s)	Result	RDL	MDL	Units	Spike Level	Source Result	%REC	%REC Limits	RPD	RPD Limit	Flag
Batch 1A18003 - Purge and Trap											
Duplicate (1A18003-DUP1)			**Source: A1A0994-04**	Prepared: 01/18/11 Analyzed: 01/20/11							
Methyl Methacrylate	ND	5.0	0.96	ug/L		ND				40	
Methyl tert Butyl Ether	ND	5.0	0.43	ug/L		ND				40	
Methylene Chloride	0.330	3.0	0.15	ug/L		0.190			53.8	40	QRPDI, J
Naphthalene	ND	0.50	0.44	ug/L		ND				40	
Propionitrile	ND	200	3.7	ug/L		ND				40	
Styrene	ND	0.50	0.22	ug/L		ND				40	
Tetrachloroethene	ND	0.50	0.23	ug/L		ND				40	
Toluene	ND	0.50	0.22	ug/L		ND				40	
trans-1,2-Dichloroethene	1.50	0.50	0.10	ug/L		1.54			2.63	40	
trans-1,3-Dichloropropene	ND	0.50	0.24	ug/L		ND				40	
trans-1,4-Dichloro-2-butene	ND	5.0	0.58	ug/L		ND				40	
Trichloroethene	40.7	0.50	0.25	ug/L		41.2			1.29	40	
Trichlorofluoromethane	ND	5.0	0.16	ug/L		ND				40	
Vinyl Acetate	ND	10	0.48	ug/L		ND				40	
Vinyl Chloride	2.14	0.50	0.13	ug/L		2.17			1.39	40	
Xylenes (m+p)	ND	0.50	0.36	ug/L		ND				40	
Xylenes (ortho)	ND	0.50	0.41	ug/L		ND				40	
Xylenes (total)	ND	1.0	0.41	ug/L		ND				200	
Surrogate: 1,2-Dichloroethane-d4	*10.1*			ug/L	*10.0*		*101*	*80-124*			
Surrogate: Bromofluorobenzene	*10.3*			ug/L	*10.0*		*103*	*80-120*			
Surrogate: Toluene-d8	*10.0*			ug/L	*10.0*		*100*	*80-120*			
Matrix Spike (1A18003-MS1)			**Source: A1A0994-02**	Prepared: 01/18/11 Analyzed: 01/19/11							
1,1-Dichloroethane	27.9	0.50	0.098	ug/L	25.0	2.71	101	70-130			
1,1-Dichloroethene	60.4	0.50	0.12	ug/L	25.0	34.2	105	70-130			
1,4-Dichlorobenzene	27.4	0.50	0.072	ug/L	25.0	ND	110	70-130			
Benzene	26.6	0.50	0.14	ug/L	25.0	ND	106	70-130			
Bromodichloromethane	26.6	0.50	0.11	ug/L	25.0	ND	106	70-130			
Bromoform	25.9	1.0	0.50	ug/L	25.0	ND	103	70-130			
Chloroform	27.1	0.50	0.46	ug/L	25.0	ND	109	70-130			
Dibromochloromethane	27.6	0.50	0.37	ug/L	25.0	ND	111	70-130			
Ethylbenzene	26.4	0.50	0.26	ug/L	25.0	ND	106	70-130			
Methyl tert Butyl Ether	25.9	5.0	0.43	ug/L	25.0	ND	104	70-130			
Tetrachloroethene	25.7	0.50	0.23	ug/L	25.0	ND	103	70-130			
Toluene	26.0	0.50	0.22	ug/L	25.0	ND	104	70-130			
Trichloroethene	43.8	0.50	0.25	ug/L	25.0	17.2	106	70-130			
Vinyl Chloride	28.5	0.50	0.13	ug/L	25.0	2.23	105	70-130			

Client Name: Tetra Tech, Inc. - San Bernardino
Contact: Mark Feldman
Address: 301 E. Vanderbilt Way Suite 450
San Bernardino, CA 92408

Report Date: 31-Jan-2011

Project Name: Tetra-Tech Lockheed
Project Number: [none]

Work Order Number: A1A0994

Received on Ice (Y/N): Yes Temp: 3 °C

Volatile Organic Compounds by EPA 8260B - Batch Quality Control

Analyte(s)	Result	RDL	MDL	Units	Spike Level	Source Result	%REC	%REC Limits	RPD	RPD Limit	Flag
Batch 1A18003 - Purge and Trap											
Matrix Spike (1A18003-MS1)			**Source: A1A0994-02**		Prepared: 01/18/11		Analyzed: 01/19/11				
Xylenes (m+p)	53.9	0.50	0.36	ug/L	50.0	ND	108	70-130			
Xylenes (ortho)	26.9	0.50	0.41	ug/L	25.0	ND	107	70-130			
Surrogate: 1,2-Dichloroethane-d4	*10.1*			ug/L	*10.0*		*101*	*80-124*			
Surrogate: Bromofluorobenzene	*9.96*			ug/L	*10.0*		*99.6*	*80-120*			
Surrogate: Toluene-d8	*9.80*			ug/L	*10.0*		*98.0*	*80-120*			

Client Name: Tetra Tech, Inc. - San Bernardino
Contact: Mark Feldman
Address: 301 E. Vanderbilt Way Suite 450
San Bernardino, CA 92408

Report Date: 31-Jan-2011

Project Name: Tetra-Tech Lockheed
Project Number: [none]

Work Order Number: A1A0994

Received on Ice (Y/N): Yes Temp: 3 °C

Semivolatile Organic Compounds by EPA 8270C SIM - Batch Quality Control

Analyte(s)	Result	RDL	MDL	Units	Spike Level	Source Result	%REC	%REC Limits	RPD	RPD Limit	Flag
Batch 1A15002 - EPA 3520C											
Blank (1A15002-BLK1)					Prepared: 01/15/11 Analyzed: 01/19/11						
1,4-Dioxane	ND	0.20	0.10	ug/L							
LCS (1A15002-BS1)					Prepared: 01/15/11 Analyzed: 01/19/11						
1,4-Dioxane	1.06	0.20	0.10	ug/L	1.00		106	85-115			
LCS Dup (1A15002-BSD1)					Prepared: 01/15/11 Analyzed: 01/19/11						
1,4-Dioxane	1.10	0.20	0.10	ug/L	1.00		110	85-115	3.70	20	
Matrix Spike (1A15002-MS1)				**Source: A1A0989-01**	Prepared: 01/15/11 Analyzed: 01/19/11						
1,4-Dioxane	1.12	0.20	0.10	ug/L	0.943	0.179	100	85-115			

E.S.BABCOCK&Sons,Inc.
Environmental Laboratories est 1906

Client Name: Tetra Tech, Inc. - San Bernardino
Contact: Mark Feldman
Address: 301 E. Vanderbilt Way Suite 450
San Bernardino, CA 92408

Report Date: 31-Jan-2011

Project Name: Tetra-Tech Lockheed
Project Number: [none]

Work Order Number: A1A0994

Received on Ice (Y/N): Yes Temp: 3 °C

Notes and Definitions

A-01	See EPA 8270-SIM results for a more accurate quantitation of 1,4-Dioxane
J	Estimated value
N_RLm	Due to sample matrix, the reporting limit has been raised.
NCALI	The sample result(s) are estimate(s). The instrument calibration verification result(s) were below laboratory acceptance criteria.
N-TOCd	Sample filtered and preserved at laboratory after 15 minute regulatory holding time.
QBLK	The method blank did not meet laboratory acceptance criteria.
QM-3x	Due to analyte concentration greater than or equal to 3 times the spike concentration, recoveries for the metal MS and/or MSD did not meet laboratory acceptance criteria.
QRPDl	Analyte concentration was below range for valid RPD determination.
ND:	Analyte NOT DETECTED at or above the Method Detection Limit **(if MDL is reported)**, otherwise at or above the Reportable Detection Limit (RDL)
NR:	Not Reported
RDL:	Reportable Detection Limit
MDL:	Method Detection Limit

* / (Non-NELAP): NELAP does not offer accreditation for this analyte/method/matrix combination

Approval

Enclosed are the analytical results for the submitted sample(s). Babcock Laboratories certify the data presented as part of this report meet the minimum quality standards in the referenced analytical methods. Any exceptions have been noted. Babcock Laboratories and its officers and employees assume no responsibility and make no warranty, express or implied, for uses or interpretations made by any recipients, intended or unintended, of this report.

Lorenzo Rodriguez

Lorenzo (Z) Rodriguez

Project Manager

cc:

ESB_ mdl_PDF

E.S.BABCOCK&Sons,Inc.
Environmental Laboratories est 1906

Client Name: Tetra Tech, Inc. - San Bernardino
Contact: Mark Feldman
Address: 301 E. Vanderbilt Way Suite 450
San Bernardino, CA 92408

Report Date: 31-Jan-2011

Project Name: Tetra-Tech Lockheed
Project Number: [none]

Work Order Number: A1A0994

Received on Ice (Y/N): Yes Temp: 3 °C

microseeps
from insight comes solutions

Client Name: ES Babcock and Sons, Inc
Contact: Lorenzo Rodriguez
Address: 6100 Quail Valley
PO Box 432
Riverside, CA 92502-0432

Page: Page 1 of 5
Lab Proj #: P1101102
Report Date: 01/26/11
Client Proj Name: A1A0994
Client Proj #: A1A0994

Laboratory Results

Total pages in data package: 6

Lab Sample #	Client Sample ID
P1101102-01	MW-19
P1101102-02	MW-101

Microseeps test results meet all the requirements of the NELAC standards or provide reasons and/or justification if they do not.

Approved By: Heather Hauser ***Date:*** 1-27-11

Project Manager: Heather Hauser

The analytical results reported here are reliable and usable to the precision expressed in this report. As required by some regulating authorities, a full discussion of the uncertainty in our analytical results can be obtained at our web site or through customer service. Unless otherwise specified, all results are reported on a wet weight basis.

As a valued client we would appreciate your comments on our service.
Please call customer service at (412)826-5245 or email customerservice@microseeps.com.

Case Narrative:

220 William Pitt Way • Pittsburgh, PA 15238 • Tel 412-826-5245 • Fax 412-826-3433
website www.microseeps.com email info@microseeps.com

Client Name: Tetra Tech, Inc. - San Bernardino
Contact: Mark Feldman
Address: 301 E. Vanderbilt Way Suite 450
San Bernardino, CA 92408

Report Date: 31-Jan-2011

Project Name: Tetra-Tech Lockheed
Project Number: [none]

Work Order Number: A1A0994

Received on Ice (Y/N): Yes Temp: 3 °C

Client Name: ES Babcock and Sons, Inc
Contact: Lorenzo Rodriguez
Address: 6100 Quail Valley
PO Box 432
Riverside, CA 92502-0432

Lab Proj #: P1101102
Report Date: 01/26/11
Client Proj Name: A1A0994
Client Proj #: A1A0994

Sample Description	Matrix	Lab Sample #	Sampled Date/Time	Received
MW-19	Water	P1101102-01	11 Jan. 11 9:23	13 Jan. 11 10:23

Analyte(s)	Flag	Result	PQL	Units	Method #	Analysis Date	By
RiskAnalysis							
N Ethane	J	0.02	0.10	ug/L	RSK-175	1/20/11	gt
N Ethene	J	0.05	0.10	ug/L	RSK-175	1/20/11	gt
N Hydrogen		11.000	0.600	nM	AM20GAX	1/21/11	gt
N Methane		0.23	0.10	ug/L	RSK-175	1/20/11	gt

PA02-00538

Data Qualifiers: J - estimated value, U - Non detect, R - Poor surrogate recovery, M - Recovery/RPD poor for MS/MSD, SAMP/DUP, B - detected in blank, S - field sample as received did not meet NELAC sample acceptance criteria, L - Subcontracted Lab used, N - NELAC certified analysis

MICROSEEPS

Client Name: Tetra Tech, Inc. - San Bernardino
Contact: Mark Feldman
Address: 301 E. Vanderbilt Way Suite 450
San Bernardino, CA 92408

Report Date: 31-Jan-2011

Project Name: Tetra-Tech Lockheed
Project Number: [none]

Work Order Number: A1A0994

Received on Ice (Y/N): Yes Temp: 3 °C

Client Name: ES Babcock and Sons, Inc
Contact: Lorenzo Rodriguez
Address: 6100 Quail Valley
PO Box 432
Riverside, CA 92502-0432

Lab Proj #: P1101102
Report Date: 01/26/11
Client Proj Name: A1A0994
Client Proj #: A1A0994

Sample Description	Matrix	Lab Sample #	Sampled Date/Time	Received
MW-101	Water	P1101102-02	11 Jan. 11 9:28	13 Jan. 11 10:23

Analyte(s)	Flag	Result	PQL	Units	Method #	Analysis Date	By
RiskAnalysis							
N Ethane	J	0.02	0.10	ug/L	RSK-175	1/20/11	gt
N Ethene	J	0.06	0.10	ug/L	RSK-175	1/20/11	gt
N Hydrogen		1.300	0.600	nM	AM20GAX	1/21/11	gt
N Methane		0.18	0.10	ug/L	RSK-175	1/20/11	gt

PA02-00538

Data Qualifiers: J - estimated value, U - Non detect, R - Poor surrogate recovery, M - Recovery/RPD poor for MS/MSD, SAMP/DUP, B - detected in blank, S - field sample as received did not meet NELAC sample acceptance criteria, L - Subcontracted Lab used, N - NELAC certified analysis

MICROSEEPS

Client Name: Tetra Tech, Inc. - San Bernardino
Contact: Mark Feldman
Address: 301 E. Vanderbilt Way Suite 450
San Bernardino, CA 92408

Report Date: 31-Jan-2011

Project Name: Tetra-Tech Lockheed
Project Number: [none]

Work Order Number: A1A0994

Received on Ice (Y/N): Yes Temp: 3 °C

Client Name: ES Babcock and Sons, Inc
Contact: Lorenzo Rodriguez
Address: 6100 Quail Valley
PO Box 432
Riverside, CA 92502-0432

Lab Proj #: P1101102
Report Date: 01/26/11
Client Proj Name: A1A0994
Client Proj #: A1A0994

Prep Method: Light Hydrocarbons (C1-C4) in Water
Analysis Method: Light Hydrocarbons (C1-C4) in Water

M110120026-MB

	Result		TrueSpikeConc.	RDL	%Recovery	Ctl Limits
Methane	0.09	ug/L		0.10		- NA
Ethane	< 0.10	ug/L		0.10		- NA
Ethene	< 0.10	ug/L		0.10		- NA

M110120026-LCS

	Result		TrueSpikeConc.	%Recovery	Ctl Limits
Methane	47.00	ug/L	48.40	97.00	85 - 115
Ethane	86.00	ug/L	90.00	96.00	85 - 115
Ethene	80.00	ug/L	81.60	98.00	85 - 115

M110120026-LCSD

	Result		TrueSpikeConc.	%Recovery	Ctl Limits	RPD	RPD Ctl Limits
Methane	47.00	ug/L	48.40	97.00	85 - 115	0.00	0 - 20
Ethane	86.00	ug/L	90.00	96.00	85 - 115	0.00	0 - 20
Ethene	81.00	ug/L	81.60	99.00	85 - 115	1.24	0 - 20

P1101101-02A-DUP

	Result		TrueSpikeConc.	%Recovery	Ctl Limits	RPD	RPD Ctl Limits
Methane	9.30	ug/L			- NA	7.25	0 - 20
Ethane	9.00	ug/L			- NA	3.28	0 - 20
Ethene	7.20	ug/L			- NA	4.08	0 - 20

Outlined Results indicate results outside of Control limits

PA02-00538

Data Qualifiers: J - estimated value, U - Non detect, R - Poor surrogate recovery, M - Recovery/RPD poor for MS/MSD, SAMP/DUP, B - detected in blank, S - field sample as received did not meet NELAC sample acceptance criteria, L - Subcontracted Lab used, N - NELAC certified analysis

MICROSEEPS

Client Name: Tetra Tech, Inc. - San Bernardino
Contact: Mark Feldman
Address: 301 E. Vanderbilt Way Suite 450
San Bernardino, CA 92408

Report Date: 31-Jan-2011

Analytical Report: Page 34 of 36
Project Name: Tetra-Tech Lockheed
Project Number: [none]

Work Order Number: A1A0994

Received on Ice (Y/N): Yes Temp: 3 °C

Client Name: ES Babcock and Sons, Inc
Contact: Lorenzo Rodriguez
Address: 6100 Quail Valley
PO Box 432
Riverside, CA 92502-0432

Page: Page 5 of 5
Lab Proj #: P1101102
Report Date: 01/26/11
Client Proj Name: A1A0994
Client Proj #: A1A0994

Prep Method: Hydrogen by Bubble Strip
Analysis Method: Hydrogen by Bubble Strip

M110121024-MB

	Result		TrueSpikeConc.	RDL	%Recovery	Ctl Limits
Hydrogen	< 0.600	nM		0.600		- NA

M110121024-LCS

	Result		TrueSpikeConc.	%Recovery	Ctl Limits
Hydrogen	49.000	nM	48.91	100.00	80 - 120

M110121024-LCSD

	Result		TrueSpikeConc.	%Recovery	Ctl Limits	RPD	RPD Ctl Limits
Hydrogen	49.000	nM	48.91	100.00	80 - 120	0.00	0 - 20

Outlined Results indicate results outside of Control limits

PA02-00538

Data Qualifiers: J - estimated value, U - Non detect, R - Poor surrogate recovery, M - Recovery/RPD poor for MS/MSD, SAMP/DUP, B - detected in blank, S - field sample as received did not meet NELAC sample acceptance criteria, L - Subcontracted Lab used, N - NELAC certified analysis

MICROSEEPS

E.S.BABCOCK&Sons,Inc.
Environmental Laboratories est 1906

Client Name: Tetra Tech, Inc. - San Bernardino
Contact: Mark Feldman
Address: 301 E. Vanderbilt Way Suite 450
San Bernardino, CA 92408

Project Name: Tetra-Tech Lockheed
Project Number: [none]

Work Order Number: A1A0994

Report Date: 31-Jan-2011

Received on Ice (Y/N): Yes Temp: 3 °C

SUBCONTRACT ORDER Printed: 1/12/2011 12:44
E.S. Babcock & Sons, Inc.
A1A0994
P1101102
IZ 578 VX9 01 4878 4063

SENDING LABORATORY:	RECEIVING LABORATORY:
E.S. Babcock & Sons, Inc.	Microseeps - Subcontract
P. O. Box 432	220 William Pitt Way
Riverside, CA 92502-0432	Pittsburgh, PA 15238
Phone: (951) 653-3351	Phone :(800) 659-2887
Fax: (951) 653-1662	Fax: -
Project Manager: Lorenzo (Z) Rodriguez	

Need QC, J-Flag, Special EDD: LJC to email RUSH results and final PDF. All soilds report Dry Wt. Basis. All invoices for REVIEW prior to mailing. MONTHLY BILLING Email individual invoices to tes.sbo.ap@tetratech.com Login in-house & subcotract on same WO#

Analysis	Due	Expires Regulatory Days Past Date Sampled	Laboratory ID	Comments
Sample ID: A1A0994-02	**Liquid**	**Sampled:01/11/11 09:23**	**MW-19**	***Proj.No.:*[none]**
Subout_01	01/26/11 17:00	01/21/11 09:23	J-flags RSK175 - Methane, Ethane, Ethene	
Subout	01/26/11 17:00	01/21/11 09:23	J-flags AM20GAX - Hydrogen	
Containers Supplied:				
Voa Vial -Unpres (H)	Voa Vial -Unpres (I)	Other- Unpres. (J)		
Sample ID: A1A0994-04	**Liquid**	**Sampled:01/11/11 09:28**	**MW-101**	***Proj.No.:*[none]**
Subout_01	01/26/11 17:00	01/21/11 09:28	J-flags RSK175 - Methane, Ethane, Ethene	
Subout	01/26/11 17:00	01/21/11 09:28	J-flags AM20GAX - Hydrogen	
Containers Supplied:				
Voa Vial -Unpres (H)	Voa Vial -Unpres (I)	Other- Unpres. (J)		

All Containers Intact: _____Yes _____No Samples Preserved Properly: _____Yes _____No

Samples Received at 4 °C Sample Lables / COC Agree: _____Yes _____No Custody Seals Present: _____Yes _____No

Please forward all acknowledgements of sample receipt, final reports and invoices to data@babcocklabs.com
NO HARDCOPIES PLEASE.

Released By 1-12-2011 Date Received By 1/13/11 Date

Released By Date Received By Date

Page 1 of 1

E.S.BABCOCK&Sons,Inc.
Environmental Laboratories est 1906

Client Name: Tetra Tech, Inc. - San Bernardino
Contact: Mark Feldman
Address: 301 E. Vanderbilt Way Suite 450
San Bernardino, CA 92408

Report Date: 31-Jan-2011

Analytical Report: Page 36 of 36
Project Name: Tetra-Tech Lockheed
Project Number: [none]

Work Order Number: A1A0994

Received on Ice (Y/N): Yes Temp: 3 °C

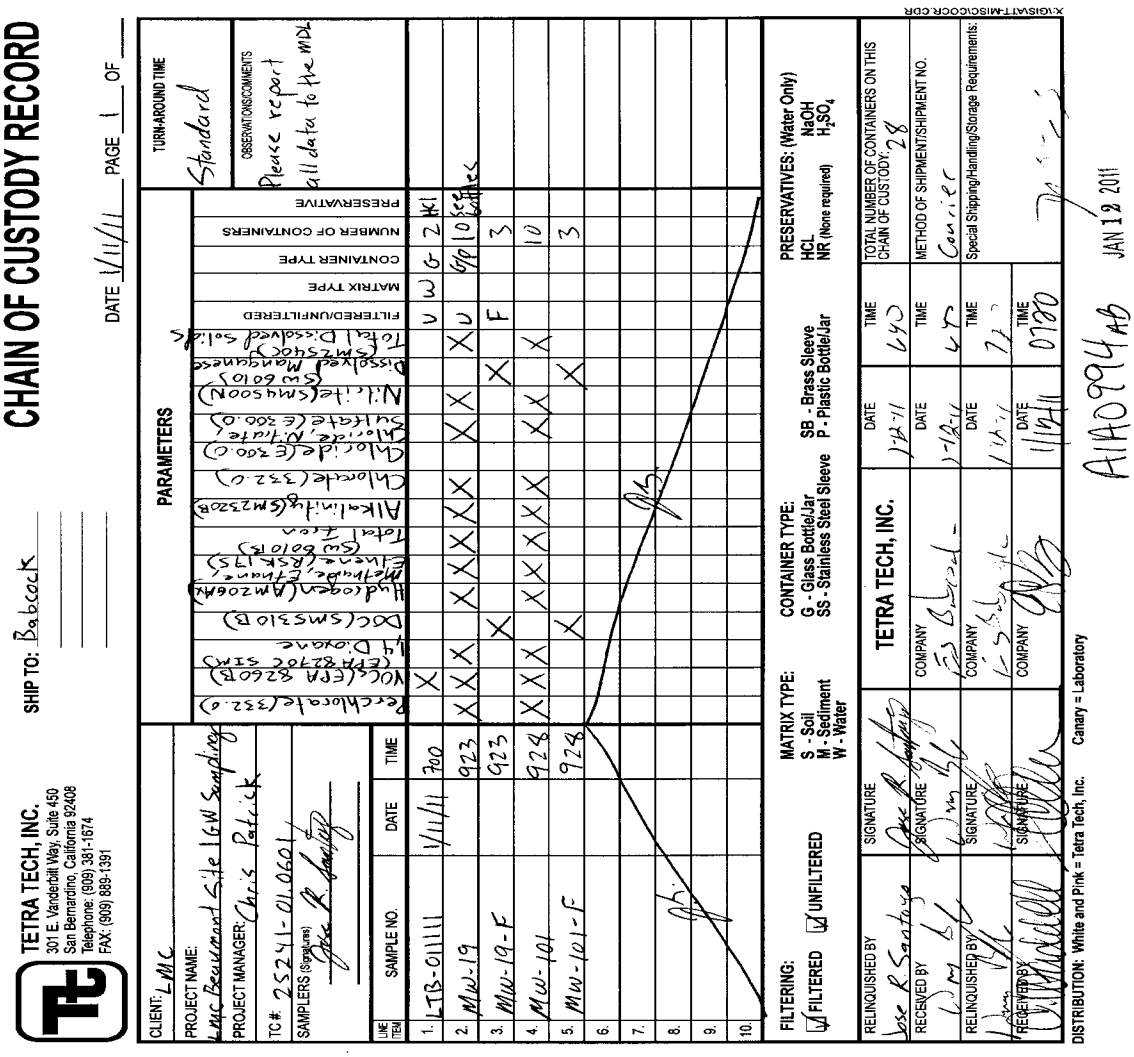

CHAIN OF CUSTODY RECORD

TETRA TECH, INC.
301 E. Vanderbilt Way, Suite 450
San Bernardino, California 92408
Telephone: (909) 381-1674
FAX: (909) 889-1391

SHIP TO: Babcock

DATE 1/11/11 PAGE 1 OF

CLIENT: LMC
PROJECT NAME: LMC Beaumont Site 16W Sampling
PROJECT MANAGER: Chris Patrick
TC #: 25241-01.0601
SAMPLERS (Signature): Jose R Santoyo

LINE ITEM	SAMPLE NO.	DATE	TIME
1.	LTB-011111	1/11/11	700
2.	MW-19		923
3.	MW-19-F		923
4.	MW-101		928
5.	MW-101-F		928
6.			
7.			
8.			
9.			
10.			

PARAMETERS: Perchlorate (332.0); VOCs (EPA 8260B) SIM; 1,4 Dioxane (SIM 8270C); Hydrogen (AM20GAX); Methane, Ethane, Ethene (RSK 175); Total Iron (SW 6010B); Alkalinity (SM2320B); Chloride (332.0); Chlorate (300.0); Nitrate (SM4500N); Nitrite (SM4500N); Dissolved Manganese (SW 6010); Total Dissolved solids (SM2540C)

LINE ITEM	FILTERED/UNFILTERED	MATRIX TYPE	CONTAINER TYPE	NUMBER OF CONTAINERS	PRESERVATIVE
1.	U	W	G	2	HCl
2.	U	W	G/P	10	Ice
3.	F			3	
4.	U			10	
5.	F			3	

TURN-AROUND TIME: Standard

OBSERVATIONS/COMMENTS: Please report all data to the MDL

FILTERING: ☑ FILTERED ☑ UNFILTERED

MATRIX TYPE: S - Soil, M - Sediment, W - Water

CONTAINER TYPE: G - Glass Bottle/Jar, SS - Stainless Steel Sleeve, SB - Brass Sleeve, P - Plastic Bottle/Jar

PRESERVATIVES: (Water Only) HCL, NR (None required), NaOH, H_2SO_4

	SIGNATURE	COMPANY	DATE	TIME
RELINQUISHED BY	Jose R Santoyo	TETRA TECH, INC.	1/12/11	640
RECEIVED BY			1/12/11	645
RELINQUISHED BY			1/12/11	72
RECEIVED BY			1/12/11	0730

TOTAL NUMBER OF CONTAINERS ON THIS CHAIN OF CUSTODY: 28

METHOD OF SHIPMENT/SHIPMENT NO.: Courier

Special Shipping/Handling/Storage Requirements:

DISTRIBUTION: White and Pink = Tetra Tech, Inc. Canary = Laboratory

A1A0994 AB JAN 12 2011

E.S.BABCOCK&Sons,Inc.
Environmental Laboratories est 1906

Client Name: Tetra Tech, Inc. - San Bernardino
Contact: Mark Feldman
Address: 301 E. Vanderbilt Way Suite 450
San Bernardino, CA 92408

Report Date: 01-Feb-2011

Analytical Report: Page 1 of 35
Project Name: Tetra-Tech Lockheed
Project Number: [none]

Work Order Number: A1A0998

Received on Ice (Y/N): Yes Temp: 3 °C

Attached is the analytical report for the sample(s) received for your project. Below is a list of the individual sample descriptions with the corresponding laboratory number(s). Also, enclosed is a copy of the Chain of Custody document (if received with your sample(s)). Please note any unused portion of the sample(s) may be responsibly discarded after 30 days from the above report date, unless you have requested otherwise.

Thank you for the opportunity to serve your analytical needs. If you have any questions or concerns regarding this report please contact our client service department.

Sample Identification

Lab Sample #	Client Sample ID	Matrix	Date Sampled	By	Date Submitted	By
A1A0998-01	LEB-011111 LMC Beaumont Site 1 GW Sampling	Liquid	01/11/11 07:30	Jose R. Santoya	01/12/11 07:20	William Bayle
A1A0998-02	EW-15 LMC Beaumont Site 1 GW Sampling	Liquid	01/11/11 13:55	Jose R. Santoya	01/12/11 07:20	William Bayle
A1A0998-03	EW-15-F LMC Beaumont Site 1 GW Sampling	Liquid	01/11/11 13:55	Jose R. Santoya	01/12/11 07:20	William Bayle
A1A0998-04	LEB-011111-F LMC Beaumont Site 1 GW Sampling	Liquid	01/11/11 06:30	Jose R. Santoya	01/12/11 07:20	William Bayle

Note: Analyses RSK-175 and AM20GAX were subcontracted to Microseeps. Microseeps data begins to appear on page 29.

E.S.BABCOCK&Sons,Inc.
Environmental Laboratories est 1906

Client Name: Tetra Tech, Inc. - San Bernardino
Contact: Mark Feldman
Address: 301 E. Vanderbilt Way Suite 450
San Bernardino, CA 92408

Report Date: 01-Feb-2011

Project Name: Tetra-Tech Lockheed
Project Number: [none]

Work Order Number: A1A0998

Received on Ice (Y/N): Yes Temp: 3 °C

Laboratory Reference Number
A1A0998-01

Sample Description	Matrix	Sampled Date/Time	Received Date/Time
LEB-011111 LMC Beaumont Site 1 GW Sampling	Liquid	01/11/11 07:30	01/12/11 7:20

Analyte(s)	Result	RDL	MDL	Units	Method	Analysis Date	Analyst	Flag
Anions								
Total Alkalinity	16	3.0	1.7	mg/L	SM 2320B	01/17/11 13:30	sm	
Hydroxide	ND	3.0	1.7	mg/L	SM 2320B	01/17/11 13:30	sm	
Carbonate	ND	3.0	1.7	mg/L	SM 2320B	01/17/11 13:30	sm	
Bicarbonate	20	3.0	1.7	mg/L	SM 2320B	01/17/11 13:30	sm	
Chloride	1.1	1.0	0.50	mg/L	EPA 300.0	01/13/11 23:20	ss	
Sulfate	0.90	0.50	0.37	mg/L	EPA 300.0	01/12/11 22:24	ss	
Nitrate as N	ND	0.20	0.11	mg/L	EPA 300.0	01/12/11 22:24	ss	
Solids								
Total Dissolved Solids	ND	10	5.5	mg/L	SM 2540C	01/17/11 21:00	srp	
Oxyhalides								
Chlorate	ND	1.0	1.0	ug/L*	EPA 332.0-M	01/19/11 16:40	aa	
General Inorganics								
Perchlorate	ND	0.10	0.071	ug/L*	EPA 332.0	01/19/11 16:40	aa	
Nutrients								
Nitrite as N	ND	0.10	0.017	mg/L	SM 4500NO2 B	01/12/11 17:00	ara	
Metals and Metalloids; EPA SW846 Series								
Iron	5.5	20	2.3	ug/L	EPA 6010B	01/19/11 17:56	lmt	J, PblkJ
Volatile Organic Compounds by EPA 8260B								
1,1,1-Trichloroethane	ND	0.50	0.12	ug/L	EPA 8260B	01/19/11 11:32	eec	
1,1,2,2-Tetrachloroethane	ND	0.50	0.29	ug/L	EPA 8260B	01/19/11 11:32	eec	
1,1,2-Trichloroethane	ND	0.50	0.31	ug/L	EPA 8260B	01/19/11 11:32	eec	
1,1-Dichloroethane	ND	0.50	0.098	ug/L	EPA 8260B	01/19/11 11:32	eec	
1,1-Dichloroethene	ND	0.50	0.12	ug/L	EPA 8260B	01/19/11 11:32	eec	
1,2,3-Trichloropropane	ND	0.50	0.29	ug/L	EPA 8260B	01/19/11 11:32	eec	
1,2-Dichlorobenzene	ND	0.50	0.20	ug/L	EPA 8260B	01/19/11 11:32	eec	
1,2-Dichloroethane	ND	0.50	0.21	ug/L	EPA 8260B	01/19/11 11:32	eec	
1,2-Dichloropropane	ND	0.50	0.19	ug/L	EPA 8260B	01/19/11 11:32	eec	
1,3-Dichlorobenzene	ND	0.50	0.15	ug/L	EPA 8260B	01/19/11 11:32	eec	
1,4-Dichlorobenzene	ND	0.50	0.072	ug/L	EPA 8260B	01/19/11 11:32	eec	

E.S.BABCOCK&Sons,Inc.
Environmental Laboratories est 1906

Client Name: Tetra Tech, Inc. - San Bernardino
Contact: Mark Feldman
Address: 301 E. Vanderbilt Way Suite 450
San Bernardino, CA 92408

Report Date: 01-Feb-2011

Project Name: Tetra-Tech Lockheed
Project Number: [none]

Work Order Number: A1A0998

Received on Ice (Y/N): Yes Temp: 3 °C

Laboratory Reference Number
A1A0998-01

Sample Description	Matrix	Sampled Date/Time	Received Date/Time
LEB-011111 LMC Beaumont Site 1 GW Sampling	Liquid	01/11/11 07:30	01/12/11 7:20

Analyte(s)	Result	RDL	MDL	Units	Method	Analysis Date	Analyst	Flag
Volatile Organic Compounds by EPA 8260B								
2-Butanone(MEK)	ND	3.0	1.2	ug/L	EPA 8260B	01/19/11 11:32	eec	
2-Hexanone	ND	5.0	1.2	ug/L	EPA 8260B	01/19/11 11:32	eec	
4-Methyl-2-Pentanone(MIBK)	ND	5.0	0.95	ug/L	EPA 8260B	01/19/11 11:32	eec	
Acetone	ND	10	5.0	ug/L	EPA 8260B	01/19/11 11:32	eec	
Benzene	ND	0.50	0.14	ug/L	EPA 8260B	01/19/11 11:32	eec	
Bromodichloromethane	ND	0.50	0.11	ug/L	EPA 8260B	01/19/11 11:32	eec	
Bromoform	ND	1.0	0.50	ug/L	EPA 8260B	01/19/11 11:32	eec	
Bromomethane	ND	0.50	0.48	ug/L	EPA 8260B	01/19/11 11:32	eec	
Carbon Disulfide	ND	0.50	0.36	ug/L	EPA 8260B	01/19/11 11:32	eec	
Carbon Tetrachloride	ND	0.50	0.15	ug/L	EPA 8260B	01/19/11 11:32	eec	
Chlorobenzene	ND	0.50	0.23	ug/L	EPA 8260B	01/19/11 11:32	eec	
Chloroethane	ND	0.50	0.35	ug/L	EPA 8260B	01/19/11 11:32	eec	
Chloroform	ND	0.50	0.46	ug/L	EPA 8260B	01/19/11 11:32	eec	
Chloromethane	ND	0.50	0.36	ug/L	EPA 8260B	01/19/11 11:32	eec	
cis-1,2-Dichloroethene	ND	0.50	0.18	ug/L	EPA 8260B	01/19/11 11:32	eec	
cis-1,3-Dichloropropene	ND	0.50	0.30	ug/L	EPA 8260B	01/19/11 11:32	eec	
Dibromochloromethane	ND	0.50	0.37	ug/L	EPA 8260B	01/19/11 11:32	eec	
Ethylbenzene	ND	0.50	0.26	ug/L	EPA 8260B	01/19/11 11:32	eec	
Methyl tert Butyl Ether	ND	5.0	0.43	ug/L	EPA 8260B	01/19/11 11:32	eec	
Methylene Chloride	0.15	3.0	0.15	ug/L	EPA 8260B	01/19/11 11:32	eec	J
Styrene	ND	0.50	0.22	ug/L	EPA 8260B	01/19/11 11:32	eec	
Tetrachloroethene	ND	0.50	0.23	ug/L	EPA 8260B	01/19/11 11:32	eec	
Toluene	0.35	0.50	0.22	ug/L	EPA 8260B	01/19/11 11:32	eec	J
trans-1,2-Dichloroethene	ND	0.50	0.10	ug/L	EPA 8260B	01/19/11 11:32	eec	
trans-1,3-Dichloropropene	ND	0.50	0.24	ug/L	EPA 8260B	01/19/11 11:32	eec	
Trichloroethene	ND	0.50	0.25	ug/L	EPA 8260B	01/19/11 11:32	eec	
Trichlorofluoromethane	ND	5.0	0.16	ug/L	EPA 8260B	01/19/11 11:32	eec	
Vinyl Acetate	ND	10	0.48	ug/L	EPA 8260B	01/19/11 11:32	eec	
Vinyl Chloride	ND	0.50	0.13	ug/L	EPA 8260B	01/19/11 11:32	eec	
Xylenes (m+p)	ND	0.50	0.36	ug/L	EPA 8260B	01/19/11 11:32	eec	
Xylenes (ortho)	ND	0.50	0.41	ug/L	EPA 8260B	01/19/11 11:32	eec	
1,4-Dioxane	ND	35	9.3	ug/L	EPA 8260B	01/19/11 11:32	eec	
Surrogate: 1,2-Dichloroethane-d4	104	% 80-124			EPA 8260B	01/19/11 11:32	eec	

E.S.BABCOCK&Sons,Inc.
Environmental Laboratories est 1906

Client Name: Tetra Tech, Inc. - San Bernardino
Contact: Mark Feldman
Address: 301 E. Vanderbilt Way Suite 450
San Bernardino, CA 92408

Report Date: 01-Feb-2011

Project Name: Tetra-Tech Lockheed
Project Number: [none]

Work Order Number: A1A0998

Received on Ice (Y/N): Yes Temp: 3 °C

Laboratory Reference Number

A1A0998-01

Sample Description	Matrix	Sampled Date/Time	Received Date/Time
LEB-011111 LMC Beaumont Site 1 GW Sampling	Liquid	01/11/11 07:30	01/12/11 7:20

Analyte(s)	Result		RDL	MDL	Units	Method	Analysis Date	Analyst	Flag
Volatile Organic Compounds by EPA 8260B									
Surrogate: Bromofluorobenzene	99.5	%	80-120			EPA 8260B	01/19/11 11:32	eec	
Surrogate: Toluene-d8	99.1	%	80-120			EPA 8260B	01/19/11 11:32	eec	
Semivolatile Organic Compounds by EPA 8270C SIM									
1,4-Dioxane	ND		0.20	0.10	ug/L	EPA8270C M	01/20/11 12:14	KOS	

E.S.BABCOCK&Sons,Inc.
Environmental Laboratories est 1906

Client Name: Tetra Tech, Inc. - San Bernardino
Contact: Mark Feldman
Address: 301 E. Vanderbilt Way Suite 450
San Bernardino, CA 92408

Report Date: 01-Feb-2011

Project Name: Tetra-Tech Lockheed
Project Number: [none]

Work Order Number: A1A0998

Received on Ice (Y/N): Yes Temp: 3 °C

Laboratory Reference Number
A1A0998-02

Sample Description	Matrix	Sampled Date/Time	Received Date/Time
EW-15 LMC Beaumont Site 1 GW Sampling	Liquid	01/11/11 13:55	01/12/11 7:20

Analyte(s)	Result	RDL	MDL	Units	Method	Analysis Date	Analyst	Flag
Anions								
Total Alkalinity	98	3.0	1.7	mg/L	SM 2320B	01/17/11 13:30	sm	
Hydroxide	ND	3.0	1.7	mg/L	SM 2320B	01/17/11 13:30	sm	
Carbonate	ND	3.0	1.7	mg/L	SM 2320B	01/17/11 13:30	sm	
Bicarbonate	120	3.0	1.7	mg/L	SM 2320B	01/17/11 13:30	sm	
Chloride	11	1.0	0.50	mg/L	EPA 300.0	01/12/11 22:32	ss	
Sulfate	5.8	0.50	0.37	mg/L	EPA 300.0	01/12/11 22:32	ss	
Nitrate as N	1.2	0.20	0.11	mg/L	EPA 300.0	01/12/11 22:32	ss	
Solids								
Total Dissolved Solids	160	20	11	mg/L	SM 2540C	01/17/11 21:00	srp	
Oxyhalides								
Chlorate	ND	1000	1000	ug/L*	EPA 332.0-M	01/19/11 16:40	aa	N_RLm
General Inorganics								
Perchlorate	4300	100	71	ug/L*	EPA 332.0	01/19/11 16:40	aa	
Nutrients								
Nitrite as N	ND	0.10	0.017	mg/L	SM 4500NO2 B	01/12/11 17:00	ara	
Metals and Metalloids; EPA SW846 Series								
Iron	2300	20	2.3	ug/L	EPA 6010B	01/19/11 18:01	lmt	
Volatile Organic Compounds by EPA 8260B								
1,1,1-Trichloroethane	0.19	0.50	0.12	ug/L	EPA 8260B	01/20/11 02:03	eec	J
1,1,2,2-Tetrachloroethane	ND	0.50	0.29	ug/L	EPA 8260B	01/20/11 02:03	eec	
1,1,2-Trichloroethane	1.5	0.50	0.31	ug/L	EPA 8260B	01/20/11 02:03	eec	
1,1-Dichloroethane	19	0.50	0.098	ug/L	EPA 8260B	01/20/11 02:03	eec	
1,1-Dichloroethene	530	50	12	ug/L	EPA 8260B	01/20/11 01:28	eec	
1,2,3-Trichloropropane	ND	0.50	0.29	ug/L	EPA 8260B	01/20/11 02:03	eec	
1,2-Dichlorobenzene	ND	0.50	0.20	ug/L	EPA 8260B	01/20/11 02:03	eec	
1,2-Dichloroethane	24	0.50	0.21	ug/L	EPA 8260B	01/20/11 02:03	eec	
1,2-Dichloropropane	ND	0.50	0.19	ug/L	EPA 8260B	01/20/11 02:03	eec	
1,3-Dichlorobenzene	ND	0.50	0.15	ug/L	EPA 8260B	01/20/11 02:03	eec	
1,4-Dichlorobenzene	ND	0.50	0.072	ug/L	EPA 8260B	01/20/11 02:03	eec	

E.S.BABCOCK&Sons,Inc.
Environmental Laboratories est 1906

Client Name: Tetra Tech, Inc. - San Bernardino
Contact: Mark Feldman
Address: 301 E. Vanderbilt Way Suite 450
San Bernardino, CA 92408

Report Date: 01-Feb-2011

Project Name: Tetra-Tech Lockheed
Project Number: [none]

Work Order Number: A1A0998

Received on Ice (Y/N): Yes Temp: 3 °C

Laboratory Reference Number
A1A0998-02

Sample Description	Matrix	Sampled Date/Time	Received Date/Time
EW-15 LMC Beaumont Site 1 GW Sampling	Liquid	01/11/11 13:55	01/12/11 7:20

Analyte(s)	Result	RDL	MDL	Units	Method	Analysis Date	Analyst	Flag
Volatile Organic Compounds by EPA 8260B								
2-Butanone(MEK)	ND	3.0	1.2	ug/L	EPA 8260B	01/20/11 02:03	eec	
2-Hexanone	ND	5.0	1.2	ug/L	EPA 8260B	01/20/11 02:03	eec	
4-Methyl-2-Pentanone(MIBK)	ND	5.0	0.95	ug/L	EPA 8260B	01/20/11 02:03	eec	
Acetone	ND	10	5.0	ug/L	EPA 8260B	01/20/11 02:03	eec	
Benzene	ND	0.50	0.14	ug/L	EPA 8260B	01/20/11 02:03	eec	
Bromodichloromethane	ND	0.50	0.11	ug/L	EPA 8260B	01/20/11 02:03	eec	
Bromoform	ND	1.0	0.50	ug/L	EPA 8260B	01/20/11 02:03	eec	
Bromomethane	ND	0.50	0.48	ug/L	EPA 8260B	01/20/11 02:03	eec	
Carbon Disulfide	ND	0.50	0.36	ug/L	EPA 8260B	01/20/11 02:03	eec	
Carbon Tetrachloride	ND	0.50	0.15	ug/L	EPA 8260B	01/20/11 02:03	eec	
Chlorobenzene	ND	0.50	0.23	ug/L	EPA 8260B	01/20/11 02:03	eec	
Chloroethane	ND	0.50	0.35	ug/L	EPA 8260B	01/20/11 02:03	eec	
Chloroform	1.4	0.50	0.46	ug/L	EPA 8260B	01/20/11 02:03	eec	
Chloromethane	ND	0.50	0.36	ug/L	EPA 8260B	01/20/11 02:03	eec	
cis-1,2-Dichloroethene	12	0.50	0.18	ug/L	EPA 8260B	01/20/11 02:03	eec	
cis-1,3-Dichloropropene	ND	0.50	0.30	ug/L	EPA 8260B	01/20/11 02:03	eec	
Dibromochloromethane	ND	0.50	0.37	ug/L	EPA 8260B	01/20/11 02:03	eec	
Ethylbenzene	ND	0.50	0.26	ug/L	EPA 8260B	01/20/11 02:03	eec	
Methyl tert Butyl Ether	ND	5.0	0.43	ug/L	EPA 8260B	01/20/11 02:03	eec	
Methylene Chloride	0.28	3.0	0.15	ug/L	EPA 8260B	01/20/11 02:03	eec	J
Styrene	ND	0.50	0.22	ug/L	EPA 8260B	01/20/11 02:03	eec	
Tetrachloroethene	0.30	0.50	0.23	ug/L	EPA 8260B	01/20/11 02:03	eec	J
Toluene	ND	0.50	0.22	ug/L	EPA 8260B	01/20/11 02:03	eec	
trans-1,2-Dichloroethene	ND	0.50	0.10	ug/L	EPA 8260B	01/20/11 02:03	eec	
trans-1,3-Dichloropropene	ND	0.50	0.24	ug/L	EPA 8260B	01/20/11 02:03	eec	
Trichloroethene	130	50	25	ug/L	EPA 8260B	01/20/11 01:28	eec	
Trichlorofluoromethane	ND	5.0	0.16	ug/L	EPA 8260B	01/20/11 02:03	eec	
Vinyl Acetate	ND	10	0.48	ug/L	EPA 8260B	01/20/11 02:03	eec	
Vinyl Chloride	0.31	0.50	0.13	ug/L	EPA 8260B	01/20/11 02:03	eec	J
Xylenes (m+p)	ND	0.50	0.36	ug/L	EPA 8260B	01/20/11 02:03	eec	
Xylenes (ortho)	ND	0.50	0.41	ug/L	EPA 8260B	01/20/11 02:03	eec	
1,4-Dioxane	39	35	9.3	ug/L	EPA 8260B	01/20/11 02:03	eec	A-01, NCALI

E.S.BABCOCK&Sons,Inc.
Environmental Laboratories est 1906

Client Name: Tetra Tech, Inc. - San Bernardino
Contact: Mark Feldman
Address: 301 E. Vanderbilt Way Suite 450
San Bernardino, CA 92408

Project Name: Tetra-Tech Lockheed
Project Number: [none]

Work Order Number: A1A0998

Report Date: 01-Feb-2011

Received on Ice (Y/N): Yes Temp: 3 °C

Laboratory Reference Number

A1A0998-02

Sample Description	Matrix	Sampled Date/Time	Received Date/Time
EW-15 LMC Beaumont Site 1 GW Sampling	Liquid	01/11/11 13:55	01/12/11 7:20

Analyte(s)	Result		RDL	MDL	Units	Method	Analysis Date	Analyst	Flag
Volatile Organic Compounds by EPA 8260B									
Surrogate: 1,2-Dichloroethane-d4	102	%	80-124			EPA 8260B	01/20/11 02:03	eec	
Surrogate: Bromofluorobenzene	102	%	80-120			EPA 8260B	01/20/11 02:03	eec	
Surrogate: Toluene-d8	99.6	%	80-120			EPA 8260B	01/20/11 02:03	eec	
Semivolatile Organic Compounds by EPA 8270C SIM									
1,4-Dioxane	48		0.20	0.10	ug/L	EPA8270C M	01/20/11 12:42	KOS	

E.S.BABCOCK&Sons,Inc.
Environmental Laboratories est 1906

Client Name: Tetra Tech, Inc. - San Bernardino
Contact: Mark Feldman
Address: 301 E. Vanderbilt Way Suite 450
San Bernardino, CA 92408

Report Date: 01-Feb-2011

Project Name: Tetra-Tech Lockheed
Project Number: [none]

Work Order Number: A1A0998

Received on Ice (Y/N): Yes Temp: 3 °C

Laboratory Reference Number
A1A0998-03

Sample Description	Matrix	Sampled Date/Time	Received Date/Time
EW-15-F LMC Beaumont Site 1 GW Sampling	Liquid	01/11/11 13:55	01/12/11 7:20

Analyte(s)	Result	RDL	MDL	Units	Method	Analysis Date	Analyst	Flag
Aggregate Organic Compounds								
Dissolved Organic Carbon	13	0.70	0.36	mg/L	SM 5310B	01/13/11 20:12	cmd	N-TOCc
Metals and Metalloids; EPA SW846 Series								
Manganese	120	10	0.24	ug/L	EPA 6010B	01/19/11 15:05	lmt	

E.S.BABCOCK&Sons,Inc.
Environmental Laboratories est 1906

Client Name: Tetra Tech, Inc. - San Bernardino
Contact: Mark Feldman
Address: 301 E. Vanderbilt Way Suite 450
San Bernardino, CA 92408

Report Date: 01-Feb-2011

Project Name: Tetra-Tech Lockheed
Project Number: [none]

Work Order Number: A1A0998

Received on Ice (Y/N): Yes Temp: 3 °C

Laboratory Reference Number

A1A0998-04

Sample Description	Matrix	Sampled Date/Time	Received Date/Time
LEB-011111-F LMC Beaumont Site 1 GW Sampling	Liquid	01/11/11 06:30	01/12/11 7:20

Analyte(s)	Result	RDL	MDL	Units	Method	Analysis Date	Analyst	Flag
Aggregate Organic Compounds								
Dissolved Organic Carbon	1.3	0.70	0.36	mg/L	SM 5310B	01/13/11 20:12	cmd	N-TOC
Metals and Metalloids; EPA SW846 Series								
Manganese	0.57	10	0.24	ug/L	EPA 6010B	01/19/11 15:07	lmt	J

Client Name: Tetra Tech, Inc. - San Bernardino
Contact: Mark Feldman
Address: 301 E. Vanderbilt Way Suite 450
San Bernardino, CA 92408

Report Date: 01-Feb-2011

Project Name: Tetra-Tech Lockheed
Project Number: [none]

Work Order Number: A1A0998

Received on Ice (Y/N): Yes Temp: 3 °C

Anions - Batch Quality Control

Analyte(s)	Result	RDL	MDL	Units	Spike Level	Source Result	%REC	%REC Limits	RPD	RPD Limit	Flag
Batch 1A12074 - Analyzed as received											
Blank (1A12074-BLK1)					Prepared & Analyzed: 01/12/11						
Sulfate	ND	0.50	0.37	mg/L							
Chloride	ND	1.0	0.50	mg/L							
Nitrate as N	ND	0.20	0.11	mg/L							
LCS (1A12074-BS1)					Prepared & Analyzed: 01/12/11						
Sulfate	47.6	0.50	0.37	mg/L	50.0		95.2	90-110			
Chloride	49.6	1.0	0.50	mg/L	50.0		99.2	90-110			
Nitrate as N	11.6	0.20	0.11	mg/L	11.3		102	90-110			
Matrix Spike (1A12074-MS1)				**Source: A1A0971-02**	Prepared & Analyzed: 01/12/11						
Sulfate	184	0.50	0.37	mg/L	100	76.7	107	87-114			
Chloride	139	1.0	0.50	mg/L	50.0	81.9	113	90-122			
Nitrate as N	7.15	0.20	0.11	mg/L	4.52	2.51	103	78-120			
Matrix Spike (1A12074-MS2)				**Source: A1A1070-01**	Prepared & Analyzed: 01/12/11						
Sulfate	219	0.50	0.37	mg/L	100	118	101	87-114			
Chloride	144	1.0	0.50	mg/L	50.0	91.2	105	90-122			
Nitrate as N	10.0	0.20	0.11	mg/L	4.52	5.33	103	78-120			
Matrix Spike Dup (1A12074-MSD1)				**Source: A1A0971-02**	Prepared & Analyzed: 01/12/11						
Sulfate	185	0.50	0.37	mg/L	100	76.7	109	87-114	0.841	20	
Chloride	141	1.0	0.50	mg/L	50.0	81.9	117	90-122	1.48	20	
Nitrate as N	7.15	0.20	0.11	mg/L	4.52	2.51	103	78-120	0.00	20	
Batch 1A13043 - Analyzed as received											
Blank (1A13043-BLK1)					Prepared & Analyzed: 01/13/11						
Chloride	0.600	1.0	0.50	mg/L							J

Client Name: Tetra Tech, Inc. - San Bernardino
Contact: Mark Feldman
Address: 301 E. Vanderbilt Way Suite 450
San Bernardino, CA 92408

Report Date: 01-Feb-2011

Project Name: Tetra-Tech Lockheed
Project Number: [none]

Work Order Number: A1A0998

Received on Ice (Y/N): Yes Temp: 3 °C

Anions - Batch Quality Control

Analyte(s)	Result	RDL	MDL	Units	Spike Level	Source Result	%REC	%REC Limits	RPD	RPD Limit	Flag
Batch 1A13043 - Analyzed as received											
LCS (1A13043-BS1)					Prepared & Analyzed: 01/13/11						
Chloride	52.5	1.0	0.50	mg/L	50.0		105	90-110			
Matrix Spike (1A13043-MS1)			**Source: A1A1142-01**		Prepared & Analyzed: 01/13/11						
Chloride	519	1.0	0.50	mg/L	50.0	465	108	90-122			QOcal
Matrix Spike (1A13043-MS2)			**Source: A1A1146-01**		Prepared: 01/13/11 Analyzed: 01/14/11						
Chloride	324	1.0	0.50	mg/L	50.0	278	90.0	90-122			
Matrix Spike Dup (1A13043-MSD1)			**Source: A1A1142-01**		Prepared & Analyzed: 01/13/11						
Chloride	519	1.0	0.50	mg/L	50.0	465	109	90-122	0.110	20	QOcal
Batch 1A17020 - Analyzed as received											
Blank (1A17020-BLK1)					Prepared & Analyzed: 01/17/11						
Total Alkalinity	ND	3.0	1.7	mg/L							
Hydroxide	ND	3.0	1.7	mg/L							
Carbonate	ND	3.0	1.7	mg/L							
Bicarbonate	ND	3.0	1.7	mg/L							
LCS (1A17020-BS1)					Prepared & Analyzed: 01/17/11						
Total Alkalinity	460	3.0	1.7	mg/L	472		97.5	95-105			
Carbonate	274	3.0	1.7	mg/L	272		101	95-105			
Duplicate (1A17020-DUP1)			**Source: A1A0729-01**		Prepared & Analyzed: 01/17/11						
Total Alkalinity	118	3.0	1.7	mg/L		118			0.00	20	
Hydroxide	ND	3.0	1.7	mg/L		ND				20	
Carbonate	ND	3.0	1.7	mg/L		ND				20	
Bicarbonate	144	3.0	1.7	mg/L		144			0.00	20	

Client Name: Tetra Tech, Inc. - San Bernardino
Contact: Mark Feldman
Address: 301 E. Vanderbilt Way Suite 450
San Bernardino, CA 92408

Report Date: 01-Feb-2011

Project Name: Tetra-Tech Lockheed
Project Number: [none]

Work Order Number: A1A0998

Received on Ice (Y/N): Yes Temp: 3 °C

Anions - Batch Quality Control

Analyte(s)	Result	RDL	MDL	Units	Spike Level	Source Result	%REC	%REC Limits	RPD	RPD Limit	Flag
Batch 1A17020 - Analyzed as received											
Duplicate (1A17020-DUP2)			**Source: A1A1365-01**	Prepared & Analyzed: 01/17/11							
Total Alkalinity	271	3.0	1.7	mg/L		270			0.370	20	
Hydroxide	ND	3.0	1.7	mg/L		ND				20	
Carbonate	ND	3.0	1.7	mg/L		ND				20	
Bicarbonate	331	3.0	1.7	mg/L		329			0.606	20	

E.S.BABCOCK&Sons,Inc.
Environmental Laboratories est 1906

Client Name: Tetra Tech, Inc. - San Bernardino
Contact: Mark Feldman
Address: 301 E. Vanderbilt Way Suite 450
San Bernardino, CA 92408

Report Date: 01-Feb-2011

Project Name: Tetra-Tech Lockheed
Project Number: [none]

Work Order Number: A1A0998

Received on Ice (Y/N): Yes Temp: 3 °C

Solids - Batch Quality Control

Analyte(s)	Result	RDL	MDL	Units	Spike Level	Source Result	%REC	%REC Limits	RPD	RPD Limit	Flag
Batch 1A17046 - Analyzed as received											
Blank (1A17046-BLK1)					Prepared & Analyzed: 01/17/11						
Total Dissolved Solids	7.00	10	5.5	mg/L							J
LCS (1A17046-BS1)					Prepared & Analyzed: 01/17/11						
Total Dissolved Solids	740	20	11	mg/L	746		99.2	90-110			
Duplicate (1A17046-DUP1)					**Source: A1A1161-02** Prepared & Analyzed: 01/17/11						
Total Dissolved Solids	161	20	11	mg/L		167			3.66	20	

E.S.BABCOCK&Sons,Inc.
Environmental Laboratories est 1906

Client Name: Tetra Tech, Inc. - San Bernardino
Contact: Mark Feldman
Address: 301 E. Vanderbilt Way Suite 450
San Bernardino, CA 92408

Report Date: 01-Feb-2011

Project Name: Tetra-Tech Lockheed
Project Number: [none]

Work Order Number: A1A0998

Received on Ice (Y/N): Yes Temp: 3 °C

Aggregate Organic Compounds - Batch Quality Control

Analyte(s)	Result	RDL	MDL	Units	Spike Level	Source Result	%REC	%REC Limits	RPD	RPD Limit	Flag
Batch 1A13010 - As recieved											
Blank (1A13010-BLK1)					Prepared & Analyzed: 01/13/11						
Dissolved Organic Carbon	ND	0.70	0.36	mg/L							
LCS (1A13010-BS1)					Prepared & Analyzed: 01/13/11						
Dissolved Organic Carbon	3.69	0.70	0.36	mg/L	4.00		92.2	81.5-118			
Matrix Spike (1A13010-MS1)				**Source: A1A0943-01**	Prepared & Analyzed: 01/13/11						
Dissolved Organic Carbon	11.5	0.70	0.36	mg/L	4.00	7.10	110	80-120			
Matrix Spike Dup (1A13010-MSD1)				**Source: A1A0943-01**	Prepared & Analyzed: 01/13/11						
Dissolved Organic Carbon	11.6	0.70	0.36	mg/L	4.00	7.10	113	80-120	1.04	10	

E.S.BABCOCK&Sons,Inc.
Environmental Laboratories est 1906

Client Name: Tetra Tech, Inc. - San Bernardino
Contact: Mark Feldman
Address: 301 E. Vanderbilt Way Suite 450
San Bernardino, CA 92408

Report Date: 01-Feb-2011

Project Name: Tetra-Tech Lockheed
Project Number: [none]

Work Order Number: A1A0998

Received on Ice (Y/N): Yes Temp: 3 °C

Oxyhalides - Batch Quality Control

Analyte(s)	Result	RDL	MDL	Units	Spike Level	Source Result	%REC	%REC Limits	RPD	RPD Limit	Flag
Batch 1A17071 - Analyzed as received											
Blank (1A17071-BLK1)					Prepared: 01/17/11 Analyzed: 01/19/11						
Chlorate	ND	1.0	1.0	ug/L*							
LCS (1A17071-BS1)					Prepared: 01/17/11 Analyzed: 01/19/11						
Chlorate	11.5	1.0	1.0	ug/L*	10.0		115	80-120			
Duplicate (1A17071-DUP1)				**Source: A1A1289-01**	Prepared: 01/17/11 Analyzed: 01/19/11						
Chlorate	ND	1.0	1.0	ug/L*		ND				20	
Matrix Spike (1A17071-MS1)				**Source: A1A1289-01**	Prepared: 01/17/11 Analyzed: 01/19/11						
Chlorate	8.43	1.0	1.0	ug/L*	10.0	ND	84.3	80-120			
Matrix Spike Dup (1A17071-MSD1)				**Source: A1A1289-01**	Prepared: 01/17/11 Analyzed: 01/19/11						
Chlorate	9.58	1.0	1.0	ug/L*	10.0	ND	95.8	80-120	12.7	20	

E.S.BABCOCK&Sons,Inc.
Environmental Laboratories est 1906

Client Name: Tetra Tech, Inc. - San Bernardino
Contact: Mark Feldman
Address: 301 E. Vanderbilt Way Suite 450
San Bernardino, CA 92408

Report Date: 01-Feb-2011

Project Name: Tetra-Tech Lockheed
Project Number: [none]

Work Order Number: A1A0998

Received on Ice (Y/N): Yes Temp: 3 °C

General Inorganics - Batch Quality Control

Analyte(s)	Result	RDL	MDL	Units	Spike Level	Source Result	%REC	%REC Limits	RPD	RPD Limit	Flag
Batch 1A17071 - Analyzed as received											
Blank (1A17071-BLK1)					Prepared: 01/17/11 Analyzed: 01/19/11						
Perchlorate	ND	0.10	0.071	ug/L*							
LCS (1A17071-BS1)					Prepared: 01/17/11 Analyzed: 01/19/11						
Perchlorate	4.91	0.10	0.071	ug/L*	5.00		98.2	80-120			
Duplicate (1A17071-DUP1)					**Source: A1A1289-01** Prepared: 01/17/11 Analyzed: 01/19/11						
Perchlorate	0.273	0.10	0.071	ug/L*		0.342			22.4	20	QRPDI
Matrix Spike (1A17071-MS1)					**Source: A1A1289-01** Prepared: 01/17/11 Analyzed: 01/19/11						
Perchlorate	5.52	0.10	0.071	ug/L*	5.00	0.342	104	80-120			
Matrix Spike Dup (1A17071-MSD1)					**Source: A1A1289-01** Prepared: 01/17/11 Analyzed: 01/19/11						
Perchlorate	5.20	0.10	0.071	ug/L*	5.00	0.342	97.2	80-120	6.04	20	

E.S.BABCOCK&Sons,Inc.
Environmental Laboratories est 1906

Client Name: Tetra Tech, Inc. - San Bernardino
Contact: Mark Feldman
Address: 301 E. Vanderbilt Way Suite 450
San Bernardino, CA 92408

Report Date: 01-Feb-2011

Project Name: Tetra-Tech Lockheed
Project Number: [none]

Work Order Number: A1A0998

Received on Ice (Y/N): Yes Temp: 3 °C

Nutrients - Batch Quality Control

Analyte(s)	Result	RDL	MDL	Units	Spike Level	Source Result	%REC	%REC Limits	RPD	RPD Limit	Flag
Batch 1A12043 - Filter if turbid.											
LCS (1A12043-BS1)					Prepared & Analyzed: 01/12/11						
Nitrite as N	0.990	0.10	0.017	mg/L	1.00		99.0	90-110			
Matrix Spike (1A12043-MS1)				**Source: A1A0979-01**	Prepared & Analyzed: 01/12/11						
Nitrite as N	1.01	0.10	0.017	mg/L	1.00	0.0200	99.0	80-120			
Matrix Spike Dup (1A12043-MSD1)				**Source: A1A0979-01**	Prepared & Analyzed: 01/12/11						
Nitrite as N	1.05	0.10	0.017	mg/L	1.00	0.0200	103	80-120	3.88	20	

Client Name: Tetra Tech, Inc. - San Bernardino
Contact: Mark Feldman
Address: 301 E. Vanderbilt Way Suite 450
San Bernardino, CA 92408

Report Date: 01-Feb-2011

Project Name: Tetra-Tech Lockheed
Project Number: [none]

Work Order Number: A1A0998

Received on Ice (Y/N): Yes Temp: 3 °C

Metals and Metalloids; EPA SW846 Series - Batch Quality Control

Analyte(s)	Result	RDL	MDL	Units	Spike Level	Source Result	%REC	%REC Limits	RPD	RPD Limit	Flag
Batch 1A18039 - EPA 200.2 SOP M02C											
Blank (1A18039-BLK1)					Prepared & Analyzed: 01/19/11						
Iron	22.7	20	2.3	ug/L							QBLK
LCS (1A18039-BS1)					Prepared & Analyzed: 01/19/11						
Iron	611	20	2.3	ug/L	583		105	85-115			
Matrix Spike (1A18039-MS1)				**Source: A1A1282-02**	Prepared & Analyzed: 01/19/11						
Iron	839	20	2.3	ug/L	583	189	112	75-125			
Matrix Spike Dup (1A18039-MSD1)				**Source: A1A1282-02**	Prepared & Analyzed: 01/19/11						
Iron	843	20	2.3	ug/L	583	189	112	75-125	0.462	20	
Batch 1A18040 - EPA 200.2 SOP M02C											
Blank (1A18040-BLK1)					Prepared & Analyzed: 01/19/11						
Manganese	ND	10	0.24	ug/L							
LCS (1A18040-BS1)					Prepared & Analyzed: 01/19/11						
Manganese	1030	10	0.24	ug/L	1000		102	85-115			
Matrix Spike (1A18040-MS1)				**Source: A1A1289-02**	Prepared & Analyzed: 01/19/11						
Manganese	1010	10	0.24	ug/L	1000	15.3	99.5	75-125			
Matrix Spike Dup (1A18040-MSD1)				**Source: A1A1289-02**	Prepared & Analyzed: 01/19/11						
Manganese	1050	10	0.24	ug/L	1000	15.3	103	75-125	3.34	20	

Client Name: Tetra Tech, Inc. - San Bernardino
Contact: Mark Feldman
Address: 301 E. Vanderbilt Way Suite 450
San Bernardino, CA 92408

Report Date: 01-Feb-2011

Project Name: Tetra-Tech Lockheed
Project Number: [none]

Work Order Number: A1A0998

Received on Ice (Y/N): Yes Temp: 3 °C

Volatile Organic Compounds by EPA 8260B - Batch Quality Control

Analyte(s)	Result	RDL	MDL	Units	Spike Level	Source Result	%REC	%REC Limits	RPD	RPD Limit	Flag
Batch 1A18003 - Purge and Trap											
Blank (1A18003-BLK1)					Prepared: 01/18/11 Analyzed: 01/19/11						
1,1,1-Trichloroethane	ND	0.50	0.12	ug/L							
1,1,2,2-Tetrachloroethane	ND	0.50	0.29	ug/L							
1,1,2-Trichloroethane	ND	0.50	0.31	ug/L							
1,1-Dichloroethane	ND	0.50	0.098	ug/L							
1,1-Dichloroethene	ND	0.50	0.12	ug/L							
1,2,3-Trichloropropane	ND	0.50	0.29	ug/L							
1,2-Dichlorobenzene	ND	0.50	0.20	ug/L							
1,2-Dichloroethane	ND	0.50	0.21	ug/L							
1,2-Dichloropropane	ND	0.50	0.19	ug/L							
1,3-Dichlorobenzene	ND	0.50	0.15	ug/L							
1,4-Dichlorobenzene	ND	0.50	0.072	ug/L							
2-Butanone(MEK)	ND	3.0	1.2	ug/L							
2-Hexanone	ND	5.0	1.2	ug/L							
4-Methyl-2-Pentanone(MIBK)	ND	5.0	0.95	ug/L							
Acetone	ND	10	5.0	ug/L							
Benzene	ND	0.50	0.14	ug/L							
Bromodichloromethane	ND	0.50	0.11	ug/L							
Bromoform	ND	1.0	0.50	ug/L							
Bromomethane	ND	0.50	0.48	ug/L							
Carbon Disulfide	ND	0.50	0.36	ug/L							
Carbon Tetrachloride	ND	0.50	0.15	ug/L							
Chlorobenzene	ND	0.50	0.23	ug/L							
Chloroethane	ND	0.50	0.35	ug/L							
Chloroform	ND	0.50	0.46	ug/L							
Chloromethane	ND	0.50	0.36	ug/L							
cis-1,2-Dichloroethene	ND	0.50	0.18	ug/L							
cis-1,3-Dichloropropene	ND	0.50	0.30	ug/L							
Dibromochloromethane	ND	0.50	0.37	ug/L							
Ethylbenzene	ND	0.50	0.26	ug/L							
Methyl tert Butyl Ether	ND	5.0	0.43	ug/L							
Methylene Chloride	ND	3.0	0.15	ug/L							
Styrene	ND	0.50	0.22	ug/L							
Tetrachloroethene	ND	0.50	0.23	ug/L							
Toluene	ND	0.50	0.22	ug/L							
trans-1,2-Dichloroethene	ND	0.50	0.10	ug/L							
trans-1,3-Dichloropropene	ND	0.50	0.24	ug/L							

Client Name: Tetra Tech, Inc. - San Bernardino
Contact: Mark Feldman
Address: 301 E. Vanderbilt Way Suite 450
San Bernardino, CA 92408

Report Date: 01-Feb-2011

Project Name: Tetra-Tech Lockheed
Project Number: [none]

Work Order Number: A1A0998

Received on Ice (Y/N): Yes Temp: 3 °C

Volatile Organic Compounds by EPA 8260B - Batch Quality Control

Analyte(s)	Result	RDL	MDL	Units	Spike Level	Source Result	%REC	%REC Limits	RPD	RPD Limit	Flag
Batch 1A18003 - Purge and Trap											
Blank (1A18003-BLK1)					Prepared: 01/18/11 Analyzed: 01/19/11						
Trichloroethene	ND	0.50	0.25	ug/L							
Trichlorofluoromethane	ND	5.0	0.16	ug/L							
Vinyl Acetate	ND	10	0.48	ug/L							
Vinyl Chloride	ND	0.50	0.13	ug/L							
Xylenes (m+p)	ND	0.50	0.36	ug/L							
Xylenes (ortho)	ND	0.50	0.41	ug/L							
1,4-Dioxane	ND	35	9.3	ug/L							
Surrogate: 1,2-Dichloroethane-d4	*10.3*			ug/L	*10.0*		*103*	*80-124*			
Surrogate: Bromofluorobenzene	*10.1*			ug/L	*10.0*		*101*	*80-120*			
Surrogate: Toluene-d8	*9.90*			ug/L	*10.0*		*99.0*	*80-120*			
Blank (1A18003-BLK2)					Prepared: 01/18/11 Analyzed: 01/19/11						
1,1,1-Trichloroethane	ND	0.50	0.12	ug/L							
1,1,2,2-Tetrachloroethane	ND	0.50	0.29	ug/L							
1,1,2-Trichloroethane	ND	0.50	0.31	ug/L							
1,1-Dichloroethane	ND	0.50	0.098	ug/L							
1,1-Dichloroethene	ND	0.50	0.12	ug/L							
1,2,3-Trichloropropane	ND	0.50	0.29	ug/L							
1,2-Dichlorobenzene	ND	0.50	0.20	ug/L							
1,2-Dichloroethane	ND	0.50	0.21	ug/L							
1,2-Dichloropropane	ND	0.50	0.19	ug/L							
1,3-Dichlorobenzene	ND	0.50	0.15	ug/L							
1,4-Dichlorobenzene	ND	0.50	0.072	ug/L							
2-Butanone(MEK)	ND	3.0	1.2	ug/L							
2-Hexanone	ND	5.0	1.2	ug/L							
4-Methyl-2-Pentanone(MIBK)	ND	5.0	0.95	ug/L							
Acetone	ND	10	5.0	ug/L							
Benzene	ND	0.50	0.14	ug/L							
Bromodichloromethane	ND	0.50	0.11	ug/L							
Bromoform	ND	1.0	0.50	ug/L							
Bromomethane	ND	0.50	0.48	ug/L							
Carbon Disulfide	ND	0.50	0.36	ug/L							
Carbon Tetrachloride	ND	0.50	0.15	ug/L							
Chlorobenzene	ND	0.50	0.23	ug/L							
Chloroethane	ND	0.50	0.35	ug/L							
Chloroform	ND	0.50	0.46	ug/L							
Chloromethane	ND	0.50	0.36	ug/L							

Client Name: Tetra Tech, Inc. - San Bernardino
Contact: Mark Feldman
Address: 301 E. Vanderbilt Way Suite 450
San Bernardino, CA 92408

Report Date: 01-Feb-2011

Project Name: Tetra-Tech Lockheed
Project Number: [none]

Work Order Number: A1A0998

Received on Ice (Y/N): Yes Temp: 3 °C

Volatile Organic Compounds by EPA 8260B - Batch Quality Control

Analyte(s)	Result	RDL	MDL	Units	Spike Level	Source Result	%REC	%REC Limits	RPD	RPD Limit	Flag
Batch 1A18003 - Purge and Trap											
Blank (1A18003-BLK2)					Prepared: 01/18/11 Analyzed: 01/19/11						
cis-1,2-Dichloroethene	ND	0.50	0.18	ug/L							
cis-1,3-Dichloropropene	ND	0.50	0.30	ug/L							
Dibromochloromethane	ND	0.50	0.37	ug/L							
Ethylbenzene	ND	0.50	0.26	ug/L							
Methyl tert Butyl Ether	ND	5.0	0.43	ug/L							
Methylene Chloride	ND	3.0	0.15	ug/L							
Styrene	ND	0.50	0.22	ug/L							
Tetrachloroethene	ND	0.50	0.23	ug/L							
Toluene	ND	0.50	0.22	ug/L							
trans-1,2-Dichloroethene	ND	0.50	0.10	ug/L							
trans-1,3-Dichloropropene	ND	0.50	0.24	ug/L							
Trichloroethene	ND	0.50	0.25	ug/L							
Trichlorofluoromethane	ND	5.0	0.16	ug/L							
Vinyl Acetate	ND	10	0.48	ug/L							
Vinyl Chloride	ND	0.50	0.13	ug/L							
Xylenes (m+p)	ND	0.50	0.36	ug/L							
Xylenes (ortho)	ND	0.50	0.41	ug/L							
1,4-Dioxane	ND	35	9.3	ug/L							
Surrogate: 1,2-Dichloroethane-d4	*9.96*			ug/L	*10.0*		*99.6*	*80-124*			
Surrogate: Bromofluorobenzene	*9.99*			ug/L	*10.0*		*99.9*	*80-120*			
Surrogate: Toluene-d8	*9.80*			ug/L	*10.0*		*98.0*	*80-120*			
LCS (1A18003-BS1)					Prepared: 01/18/11 Analyzed: 01/19/11						
1,1-Dichloroethane	23.2	0.50	0.098	ug/L	25.0		93.0	76-130			
1,1-Dichloroethene	24.8	0.50	0.12	ug/L	25.0		99.2	70-130			
1,4-Dichlorobenzene	25.0	0.50	0.072	ug/L	25.0		100	79-130			
Benzene	24.2	0.50	0.14	ug/L	25.0		97.0	70-130			
Bromodichloromethane	24.8	0.50	0.11	ug/L	25.0		99.2	70-130			
Bromoform	24.1	1.0	0.50	ug/L	25.0		96.4	70-130			
Chloroform	24.9	0.50	0.46	ug/L	25.0		99.7	70-130			
Dibromochloromethane	26.0	0.50	0.37	ug/L	25.0		104	70-130			
Ethylbenzene	24.5	0.50	0.26	ug/L	25.0		98.0	70-130			
Methyl tert Butyl Ether	24.8	5.0	0.43	ug/L	25.0		99.2	70-130			
Tetrachloroethene	23.2	0.50	0.23	ug/L	25.0		92.9	70-130			
Toluene	24.1	0.50	0.22	ug/L	25.0		96.3	70-130			
Trichloroethene	24.2	0.50	0.25	ug/L	25.0		96.8	70-130			
Vinyl Chloride	24.4	0.50	0.13	ug/L	25.0		97.6	70-130			

Client Name: Tetra Tech, Inc. - San Bernardino
Contact: Mark Feldman
Address: 301 E. Vanderbilt Way Suite 450
San Bernardino, CA 92408

Report Date: 01-Feb-2011

Project Name: Tetra-Tech Lockheed
Project Number: [none]

Work Order Number: A1A0998

Received on Ice (Y/N): Yes Temp: 3 °C

Volatile Organic Compounds by EPA 8260B - Batch Quality Control

Analyte(s)	Result	RDL	MDL	Units	Spike Level	Source Result	%REC	%REC Limits	RPD	RPD Limit	Flag
Batch 1A18003 - Purge and Trap											
LCS (1A18003-BS1)					Prepared: 01/18/11 Analyzed: 01/19/11						
Xylenes (m+p)	49.6	0.50	0.36	ug/L	50.0		99.2	70-130			
Xylenes (ortho)	24.8	0.50	0.41	ug/L	25.0		99.2	70-130			
Surrogate: 1,2-Dichloroethane-d4	*10.3*			ug/L	*10.0*		*103*	*80-124*			
Surrogate: Bromofluorobenzene	*9.88*			ug/L	*10.0*		*98.8*	*80-120*			
Surrogate: Toluene-d8	*9.91*			ug/L	*10.0*		*99.1*	*80-120*			
LCS Dup (1A18003-BSD1)					Prepared: 01/18/11 Analyzed: 01/19/11						
1,1-Dichloroethane	22.4	0.50	0.098	ug/L	25.0		89.5	76-130	3.81	20	
1,1-Dichloroethene	23.8	0.50	0.12	ug/L	25.0		95.4	70-130	3.91	20	
1,4-Dichlorobenzene	25.0	0.50	0.072	ug/L	25.0		100	79-130	0.0800	20	
Benzene	23.5	0.50	0.14	ug/L	25.0		94.0	70-130	3.10	20	
Bromodichloromethane	24.6	0.50	0.11	ug/L	25.0		98.2	70-130	1.01	20	
Bromoform	24.6	1.0	0.50	ug/L	25.0		98.6	70-130	2.30	20	
Chloroform	24.1	0.50	0.46	ug/L	25.0		96.4	70-130	3.30	20	
Dibromochloromethane	26.0	0.50	0.37	ug/L	25.0		104	70-130	0.00	20	
Ethylbenzene	23.7	0.50	0.26	ug/L	25.0		94.8	70-130	3.36	20	
Methyl tert Butyl Ether	24.6	5.0	0.43	ug/L	25.0		98.2	70-130	1.05	20	
Tetrachloroethene	22.8	0.50	0.23	ug/L	25.0		91.2	70-130	1.82	20	
Toluene	23.4	0.50	0.22	ug/L	25.0		93.4	70-130	2.99	20	
Trichloroethene	23.7	0.50	0.25	ug/L	25.0		94.6	70-130	2.22	20	
Vinyl Chloride	23.3	0.50	0.13	ug/L	25.0		93.2	70-130	4.57	20	
Xylenes (m+p)	48.8	0.50	0.36	ug/L	50.0		97.5	70-130	1.75	20	
Xylenes (ortho)	24.4	0.50	0.41	ug/L	25.0		97.7	70-130	1.54	20	
Surrogate: 1,2-Dichloroethane-d4	*9.91*			ug/L	*10.0*		*99.1*	*80-124*			
Surrogate: Bromofluorobenzene	*9.96*			ug/L	*10.0*		*99.6*	*80-120*			
Surrogate: Toluene-d8	*9.78*			ug/L	*10.0*		*97.8*	*80-120*			
Duplicate (1A18003-DUP1)					**Source: A1A0994-04** Prepared: 01/18/11 Analyzed: 01/20/11						
1,1,1,2-Tetrachloroethane	ND	0.50	0.14	ug/L		ND				40	
1,1,1-Trichloroethane	ND	0.50	0.12	ug/L		ND				40	
1,1,2,2-Tetrachloroethane	ND	0.50	0.29	ug/L		ND				40	
1,1,2-Trichloroethane	ND	0.50	0.31	ug/L		ND				40	
1,1-Dichloroethane	1.53	0.50	0.098	ug/L		1.54			0.651	40	
1,1-Dichloroethene	47.0	0.50	0.12	ug/L		48.5			3.33	40	
1,1-Dichloropropene	ND	0.50	0.14	ug/L		ND				40	
1,2,3-Trichloropropane	ND	0.50	0.29	ug/L		ND				40	
1,2,4-Trichlorobenzene	ND	0.50	0.34	ug/L		ND				40	
1,2-Dichlorobenzene	ND	0.50	0.20	ug/L		ND				40	

Client Name: Tetra Tech, Inc. - San Bernardino
Contact: Mark Feldman
Address: 301 E. Vanderbilt Way Suite 450
San Bernardino, CA 92408

Report Date: 01-Feb-2011

Project Name: Tetra-Tech Lockheed
Project Number: [none]

Work Order Number: A1A0998

Received on Ice (Y/N): Yes Temp: 3 °C

Volatile Organic Compounds by EPA 8260B - Batch Quality Control

Analyte(s)	Result	RDL	MDL	Units	Spike Level	Source Result	%REC	%REC Limits	RPD	RPD Limit	Flag
Batch 1A18003 - Purge and Trap											
Duplicate (1A18003-DUP1)			**Source: A1A0994-04**	Prepared: 01/18/11 Analyzed: 01/20/11							
1,2-Dichloroethane	0.460	0.50	0.21	ug/L		0.480			4.26	40	J
1,2-Dichloropropane	ND	0.50	0.19	ug/L		ND				40	
1,3-Dichlorobenzene	ND	0.50	0.15	ug/L		ND				40	
1,3-Dichloropropane	ND	0.50	0.22	ug/L		ND				40	
1,4-Dichlorobenzene	ND	0.50	0.072	ug/L		ND				40	
2,2-Dichloropropane	ND	0.50	0.49	ug/L		ND				40	
2-Butanone(MEK)	ND	3.0	1.2	ug/L		ND				40	
2-Hexanone	ND	5.0	1.2	ug/L		ND				40	
4-Methyl-2-Pentanone(MIBK)	ND	5.0	0.95	ug/L		ND				40	
Acetone	ND	10	5.0	ug/L		ND				40	
Acetonitrile	ND	10	2.2	ug/L		ND				40	
Acrolein	ND	10	3.7	ug/L		ND				40	
Acrylonitrile	ND	10	3.3	ug/L		ND				40	
Allyl Chloride	ND	5.0	0.20	ug/L		ND				40	
Benzene	ND	0.50	0.14	ug/L		ND				40	
Bromochloromethane	ND	0.50	0.33	ug/L		ND				40	
Bromodichloromethane	ND	0.50	0.11	ug/L		ND				40	
Bromoform	ND	1.0	0.50	ug/L		ND				40	
Bromomethane	ND	0.50	0.48	ug/L		ND				40	
Carbon Disulfide	ND	0.50	0.36	ug/L		ND				40	
Carbon Tetrachloride	ND	0.50	0.15	ug/L		ND				40	
Chlorobenzene	ND	0.50	0.23	ug/L		ND				40	
Chloroethane	ND	0.50	0.35	ug/L		ND				40	
Chloroform	ND	0.50	0.46	ug/L		ND				40	
Chloromethane	ND	0.50	0.36	ug/L		ND				40	
Chloroprene	ND	10	0.21	ug/L		ND				40	
cis-1,2-Dichloroethene	40.8	0.50	0.18	ug/L		41.5			1.68	40	
cis-1,3-Dichloropropene	ND	0.50	0.30	ug/L		ND				40	
Dibromochloromethane	ND	0.50	0.37	ug/L		ND				40	
Dibromomethane	ND	0.50	0.16	ug/L		ND				40	
Dichlorodifluoromethane	ND	0.50	0.18	ug/L		ND				40	
Ethyl Methacrylate	ND	0.50	0.48	ug/L		ND				40	
Ethylbenzene	ND	0.50	0.26	ug/L		ND				40	
Iodomethane	ND	10	1.1	ug/L		ND				40	
Isobutyl Alcohol	ND	100	4.8	ug/L		ND				40	
Methacrylonitrile	ND	10	2.9	ug/L		ND				40	

Client Name: Tetra Tech, Inc. - San Bernardino
Contact: Mark Feldman
Address: 301 E. Vanderbilt Way Suite 450
San Bernardino, CA 92408

Report Date: 01-Feb-2011

Project Name: Tetra-Tech Lockheed
Project Number: [none]

Work Order Number: A1A0998

Received on Ice (Y/N): Yes Temp: 3 °C

Volatile Organic Compounds by EPA 8260B - Batch Quality Control

Analyte(s)	Result	RDL	MDL	Units	Spike Level	Source Result	%REC	%REC Limits	RPD	RPD Limit	Flag
Batch 1A18003 - Purge and Trap											
Duplicate (1A18003-DUP1)			**Source: A1A0994-04**	Prepared: 01/18/11 Analyzed: 01/20/11							
Methyl Methacrylate	ND	5.0	0.96	ug/L		ND				40	
Methyl tert Butyl Ether	ND	5.0	0.43	ug/L		ND				40	
Methylene Chloride	0.330	3.0	0.15	ug/L		0.190			53.8	40	QRPDI, J
Naphthalene	ND	0.50	0.44	ug/L		ND				40	
Propionitrile	ND	200	3.7	ug/L		ND				40	
Styrene	ND	0.50	0.22	ug/L		ND				40	
Tetrachloroethene	ND	0.50	0.23	ug/L		ND				40	
Toluene	ND	0.50	0.22	ug/L		ND				40	
trans-1,2-Dichloroethene	1.50	0.50	0.10	ug/L		1.54			2.63	40	
trans-1,3-Dichloropropene	ND	0.50	0.24	ug/L		ND				40	
trans-1,4-Dichloro-2-butene	ND	5.0	0.58	ug/L		ND				40	
Trichloroethene	40.7	0.50	0.25	ug/L		41.2			1.29	40	
Trichlorofluoromethane	ND	5.0	0.16	ug/L		ND				40	
Vinyl Acetate	ND	10	0.48	ug/L		ND				40	
Vinyl Chloride	2.14	0.50	0.13	ug/L		2.17			1.39	40	
Xylenes (m+p)	ND	0.50	0.36	ug/L		ND				40	
Xylenes (ortho)	ND	0.50	0.41	ug/L		ND				40	
Xylenes (total)	ND	1.0	0.41	ug/L		ND				200	
Surrogate: 1,2-Dichloroethane-d4	*10.1*			ug/L	*10.0*		*101*	*80-124*			
Surrogate: Bromofluorobenzene	*10.3*			ug/L	*10.0*		*103*	*80-120*			
Surrogate: Toluene-d8	*10.0*			ug/L	*10.0*		*100*	*80-120*			
Matrix Spike (1A18003-MS1)			**Source: A1A0994-02**	Prepared: 01/18/11 Analyzed: 01/19/11							
1,1-Dichloroethane	27.9	0.50	0.098	ug/L	25.0	2.71	101	70-130			
1,1-Dichloroethene	60.4	0.50	0.12	ug/L	25.0	34.2	105	70-130			
1,4-Dichlorobenzene	27.4	0.50	0.072	ug/L	25.0	ND	110	70-130			
Benzene	26.6	0.50	0.14	ug/L	25.0	ND	106	70-130			
Bromodichloromethane	26.6	0.50	0.11	ug/L	25.0	ND	106	70-130			
Bromoform	25.9	1.0	0.50	ug/L	25.0	ND	103	70-130			
Chloroform	27.1	0.50	0.46	ug/L	25.0	ND	109	70-130			
Dibromochloromethane	27.6	0.50	0.37	ug/L	25.0	ND	111	70-130			
Ethylbenzene	26.4	0.50	0.26	ug/L	25.0	ND	106	70-130			
Methyl tert Butyl Ether	25.9	5.0	0.43	ug/L	25.0	ND	104	70-130			
Tetrachloroethene	25.7	0.50	0.23	ug/L	25.0	ND	103	70-130			
Toluene	26.0	0.50	0.22	ug/L	25.0	ND	104	70-130			
Trichloroethene	43.8	0.50	0.25	ug/L	25.0	17.2	106	70-130			
Vinyl Chloride	28.5	0.50	0.13	ug/L	25.0	2.23	105	70-130			

E.S.BABCOCK&Sons,Inc.
Environmental Laboratories est 1906

Client Name: Tetra Tech, Inc. - San Bernardino
Contact: Mark Feldman
Address: 301 E. Vanderbilt Way Suite 450
San Bernardino, CA 92408

Report Date: 01-Feb-2011

Project Name: Tetra-Tech Lockheed
Project Number: [none]

Work Order Number: A1A0998

Received on Ice (Y/N): Yes Temp: 3 °C

Volatile Organic Compounds by EPA 8260B - Batch Quality Control

Analyte(s)	Result	RDL	MDL	Units	Spike Level	Source Result	%REC	%REC Limits	RPD	RPD Limit	Flag
Batch 1A18003 - Purge and Trap											
Matrix Spike (1A18003-MS1)			**Source: A1A0994-02**		Prepared: 01/18/11		Analyzed: 01/19/11				
Xylenes (m+p)	53.9	0.50	0.36	ug/L	50.0	ND	108	70-130			
Xylenes (ortho)	26.9	0.50	0.41	ug/L	25.0	ND	107	70-130			
Surrogate: 1,2-Dichloroethane-d4	*10.1*			ug/L	*10.0*		*101*	*80-124*			
Surrogate: Bromofluorobenzene	*9.96*			ug/L	*10.0*		*99.6*	*80-120*			
Surrogate: Toluene-d8	*9.80*			ug/L	*10.0*		*98.0*	*80-120*			

Client Name: Tetra Tech, Inc. - San Bernardino
Contact: Mark Feldman
Address: 301 E. Vanderbilt Way Suite 450
San Bernardino, CA 92408

Report Date: 01-Feb-2011

Project Name: Tetra-Tech Lockheed
Project Number: [none]

Work Order Number: A1A0998

Received on Ice (Y/N): Yes Temp: 3 °C

Semivolatile Organic Compounds by EPA 8270C SIM - Batch Quality Control

Analyte(s)	Result	RDL	MDL	Units	Spike Level	Source Result	%REC	%REC Limits	RPD	RPD Limit	Flag
Batch 1A15002 - EPA 3520C											
Blank (1A15002-BLK1)					Prepared: 01/15/11 Analyzed: 01/19/11						
1,4-Dioxane	ND	0.20	0.10	ug/L							
LCS (1A15002-BS1)					Prepared: 01/15/11 Analyzed: 01/19/11						
1,4-Dioxane	1.06	0.20	0.10	ug/L	1.00		106	85-115			
LCS Dup (1A15002-BSD1)					Prepared: 01/15/11 Analyzed: 01/19/11						
1,4-Dioxane	1.10	0.20	0.10	ug/L	1.00		110	85-115	3.70	20	
Matrix Spike (1A15002-MS1)				**Source: A1A0989-01**	Prepared: 01/15/11 Analyzed: 01/19/11						
1,4-Dioxane	1.12	0.20	0.10	ug/L	0.943	0.179	100	85-115			

E.S.BABCOCK&Sons,Inc.
Environmental Laboratories est 1906

Client Name: Tetra Tech, Inc. - San Bernardino
Contact: Mark Feldman
Address: 301 E. Vanderbilt Way Suite 450
San Bernardino, CA 92408

Report Date: 01-Feb-2011

Project Name: Tetra-Tech Lockheed
Project Number: [none]

Work Order Number: A1A0998

Received on Ice (Y/N): Yes Temp: 3 °C

Notes and Definitions

A-01	See EPA 8270-SIM results for a more accurate quantitation of 1,4-Dioxane
J	Estimated value
N_RLm	Due to sample matrix, the reporting limit has been raised.
NCALI	The sample result(s) are estimate(s). The instrument calibration verification result(s) were below laboratory acceptance criteria.
N-TOCd	Sample filtered and preserved at laboratory after 15 minute regulatory holding time.
PblkJ	The analyte was detected in the Method Blank at a concentration between the MDL and the MRL.
QBLK	The method blank did not meet laboratory acceptance criteria.
QOcal	The concentration indicated for this analyte is an estimated value above the calibration range of the instrument.
QRPDl	Analyte concentration was below range for valid RPD determination.
ND:	Analyte NOT DETECTED at or above the Method Detection Limit **(if MDL is reported)**, otherwise at or above the Reportable Detection Limit (RDL)
NR:	Not Reported
RDL:	Reportable Detection Limit
MDL:	Method Detection Limit

* / (Non-NELAP): NELAP does not offer accreditation for this analyte/method/matrix combination

E.S.BABCOCK&Sons,Inc.
Environmental Laboratories est 1906

Client Name: Tetra Tech, Inc. - San Bernardino
Contact: Mark Feldman
Address: 301 E. Vanderbilt Way Suite 450
San Bernardino, CA 92408

Report Date: 01-Feb-2011

Project Name: Tetra-Tech Lockheed
Project Number: [none]

Work Order Number: A1A0998

Received on Ice (Y/N): Yes Temp: 3 °C

Approval

Enclosed are the analytical results for the submitted sample(s). Babcock Laboratories certify the data presented as part of this report meet the minimum quality standards in the referenced analytical methods. Any exceptions have been noted. Babcock Laboratories and its officers and employees assume no responsibility and make no warranty, express or implied, for uses or interpretations made by any recipients, intended or unintended, of this report.

Lorenzo Rodriguez

Lorenzo (Z) Rodriguez

Project Manager

cc:

ESB_ mdl_PDF

E.S.BABCOCK&Sons,Inc.
Environmental Laboratories est 1906

Client Name: Tetra Tech, Inc. - San Bernardino
Contact: Mark Feldman
Address: 301 E. Vanderbilt Way Suite 450
San Bernardino, CA 92408

Report Date: 01-Feb-2011

Project Name: Tetra-Tech Lockheed
Project Number: [none]

Work Order Number: A1A0998

Received on Ice (Y/N): Yes Temp: 3 °C

microseeps
from insight comes solutions

Client Name: ES Babcock and Sons, Inc
Contact: Lorenzo Rodriguez
Address: 6100 Quail Valley
PO Box 432
Riverside, CA 92502-0432

Page: Page 1 of 5
Lab Proj #: P1101101
Report Date: 01/26/11
Client Proj Name: A1A0998
Client Proj #: A1A0998

Laboratory Results

Total pages in data package: 6

Lab Sample #	Client Sample ID
P1101101-01	LEB-011111
P1101101-02	EW-15

Microseeps test results meet all the requirements of the NELAC standards or provide reasons and/or justification if they do not.

Approved By: Heather Hauser (SH) ***Date:*** 1-27-11

Project Manager: Heather Hauser

The analytical results reported here are reliable and usable to the precision expressed in this report. As required by some regulating authorities, a full discussion of the uncertainty in our analytical results can be obtained at our web site or through customer service. Unless otherwise specified, all results are reported on a wet weight basis.

As a valued client we would appreciate your comments on our service.
Please call customer service at (412)826-5245 or email customerservice@microseeps.com.

Case Narrative:

220 William Pitt Way • Pittsburgh, PA 15238 • Tel 412-826-5245 • Fax 412-826-3433
website www.microseeps.com email info@microseeps.com

Client Name: Tetra Tech, Inc. - San Bernardino
Contact: Mark Feldman
Address: 301 E. Vanderbilt Way Suite 450
San Bernardino, CA 92408

Report Date: 01-Feb-2011

Project Name: Tetra-Tech Lockheed
Project Number: [none]

Work Order Number: A1A0998

Received on Ice (Y/N): Yes Temp: 3 °C

Client Name: ES Babcock and Sons, Inc
Contact: Lorenzo Rodriguez
Address: 6100 Quail Valley
PO Box 432
Riverside, CA 92502-0432

Lab Proj #: P1101101
Report Date: 01/26/11
Client Proj Name: A1A0998
Client Proj #: A1A0998

Sample Description	Matrix	Lab Sample #	Sampled Date/Time	Received
LEB-011111	Water	P1101101-01	11 Jan. 11 7:30	13 Jan. 11 10:20

Analyte(s)	Flag	Result	PQL	Units	Method #	Analysis Date	By
RiskAnalysis							
N Ethane	U	< 0.10	0.10	ug/L	RSK-175	1/20/11	gt
N Ethene	U	< 0.10	0.10	ug/L	RSK-175	1/20/11	gt
N Methane	J	0.07	0.10	ug/L	RSK-175	1/20/11	gt

PA02-00538

Data Qualifiers: J - estimated value, U - Non detect, R - Poor surrogate recovery, M - Recovery/RPD poor for MS/MSD, SAMP/DUP, B - detected in blank, S - field sample as received did not meet NELAC sample acceptance criteria, L - Subcontracted Lab used, N - NELAC certified analysis

MICROSEEPS

Client Name: Tetra Tech, Inc. - San Bernardino
Contact: Mark Feldman
Address: 301 E. Vanderbilt Way Suite 450
San Bernardino, CA 92408

Report Date: 01-Feb-2011

Project Name: Tetra-Tech Lockheed
Project Number: [none]

Work Order Number: A1A0998

Received on Ice (Y/N): Yes Temp: 3 °C

Client Name: ES Babcock and Sons, Inc
Contact: Lorenzo Rodriguez
Address: 6100 Quail Valley
PO Box 432
Riverside, CA 92502-0432

Lab Proj #: P1101101
Report Date: 01/26/11
Client Proj Name: A1A0998
Client Proj #: A1A0998

Sample Description	Matrix	Lab Sample #	Sampled Date/Time	Received
EW-15	Water	P1101101-02	11 Jan. 11 13:55	13 Jan. 11 10:20

Analyte(s)	Flag	Result	PQL	Units	Method #	Analysis Date	By
RiskAnalysis							
N Ethane		9.30	0.10	ug/L	RSK-175	1/20/11	gt
N Ethene		7.50	0.10	ug/L	RSK-175	1/20/11	gt
N Hydrogen		2.000	0.600	nM	AM20GAX	1/21/11	gt
N Methane		10.00	0.10	ug/L	RSK-175	1/20/11	gt

PA02-00538

Data Qualifiers: J - estimated value, U - Non detect, R - Poor surrogate recovery, M - Recovery/RPD poor for MS/MSD, SAMP/DUP, B - detected in blank, S - field sample as received did not meet NELAC sample acceptance criteria, L - Subcontracted Lab used, N - NELAC certified analysis

MICROSEEPS

Client Name: Tetra Tech, Inc. - San Bernardino
Contact: Mark Feldman
Address: 301 E. Vanderbilt Way Suite 450
San Bernardino, CA 92408

Report Date: 01-Feb-2011

Project Name: Tetra-Tech Lockheed
Project Number: [none]

Work Order Number: A1A0998

Received on Ice (Y/N): Yes Temp: 3 °C

Client Name: ES Babcock and Sons, Inc
Contact: Lorenzo Rodriguez
Address: 6100 Quail Valley
PO Box 432
Riverside, CA 92502-0432

Lab Proj #: P1101101
Report Date: 01/26/11
Client Proj Name: A1A0998
Client Proj #: A1A0998

Prep Method: Light Hydrocarbons (C1-C4) in Water
Analysis Method: Light Hydrocarbons (C1-C4) in Water

M110120026-MB

	Result		TrueSpikeConc.	RDL	%Recovery	Ctl Limits
Methane	0.09	ug/L		0.10		- NA
Ethane	< 0.10	ug/L		0.10		- NA
Ethene	< 0.10	ug/L		0.10		- NA

M110120026-LCS

	Result		TrueSpikeConc.	%Recovery	Ctl Limits
Methane	47.00	ug/L	48.40	97.00	85 - 115
Ethane	86.00	ug/L	90.00	96.00	85 - 115
Ethene	80.00	ug/L	81.60	98.00	85 - 115

M110120026-LCSD

	Result		TrueSpikeConc.	%Recovery	Ctl Limits	RPD	RPD Ctl Limits
Methane	47.00	ug/L	48.40	97.00	85 - 115	0.00	0 - 20
Ethane	86.00	ug/L	90.00	96.00	85 - 115	0.00	0 - 20
Ethene	81.00	ug/L	81.60	99.00	85 - 115	1.24	0 - 20

P1101101-02A-DUP

	Result		TrueSpikeConc.	%Recovery	Ctl Limits	RPD	RPD Ctl Limits
Methane	9.30	ug/L			- NA	7.25	0 - 20
Ethane	9.00	ug/L			- NA	3.28	0 - 20
Ethene	7.20	ug/L			- NA	4.08	0 - 20

[ ] Outlined Results indicate results outside of Control limits

PA02-00538

Data Qualifiers: J - estimated value, U - Non detect, R - Poor surrogate recovery, M - Recovery/RPD poor for MS/MSD, SAMP/DUP, B - detected in blank, S - field sample as received did not meet NELAC sample acceptance criteria, L - Subcontracted Lab used, N - NELAC certified analysis

MICROSEEPS

Client Name: Tetra Tech, Inc. - San Bernardino
Contact: Mark Feldman
Address: 301 E. Vanderbilt Way Suite 450
San Bernardino, CA 92408

Report Date: 01-Feb-2011

Project Name: Tetra-Tech Lockheed
Project Number: [none]

Work Order Number: A1A0998

Received on Ice (Y/N): Yes Temp: 3 °C

Client Name: ES Babcock and Sons, Inc
Contact: Lorenzo Rodriguez
Address: 6100 Quail Valley
PO Box 432
Riverside, CA 92502-0432

Lab Proj #: P1101101
Report Date: 01/26/11
Client Proj Name: A1A0998
Client Proj #: A1A0998

Prep Method: Hydrogen by Bubble Strip
Analysis Method: Hydrogen by Bubble Strip

M110121024-MB

	Result		TrueSpikeConc.	RDL	%Recovery	Ctl Limits
Hydrogen	< 0.600	nM		0.600		- NA

M110121024-LCS

	Result		TrueSpikeConc.	%Recovery	Ctl Limits
Hydrogen	49.000	nM	48.91	100.00	80 - 120

M110121024-LCSD

	Result		TrueSpikeConc.	%Recovery	Ctl Limits	RPD	RPD Ctl Limits
Hydrogen	49.000	nM	48.91	100.00	80 - 120	0.00	0 - 20

Outlined Results indicate results outside of Control limits

PA02-00538

Data Qualifiers: J - estimated value, U - Non detect, R - Poor surrogate recovery, M - Recovery/RPD poor for MS/MSD, SAMP/DUP, B - detected in blank, S - field sample as received did not meet NELAC sample acceptance criteria, L - Subcontracted Lab used, N - NELAC certified analysis

MICROSEEPS

E.S.BABCOCK&Sons,Inc.
Environmental Laboratories est 1906

Client Name: Tetra Tech, Inc. - San Bernardino
Contact: Mark Feldman
Address: 301 E. Vanderbilt Way Suite 450
San Bernardino, CA 92408

Project Name: Tetra-Tech Lockheed
Project Number: [none]

Work Order Number: A1A0998

Report Date: 01-Feb-2011
Received on Ice (Y/N): Yes Temp: 3 °C

P110 1101

SUBCONTRACT ORDER Printed: 1/12/2011 12:53

E.S. Babcock & Sons, Inc.

A1A0998

12 578 1X9 01 4878 4063

SENDING LABORATORY:	**RECEIVING LABORATORY:**
E.S. Babcock & Sons, Inc.	Microseeps - Subcontract
P. O. Box 432	220 William Pitt Way
Riverside, CA 92502-0432	Pittsburgh, PA 15238
Phone: (951) 653-3351	Phone :(800) 659-2887
Fax: (951) 653-1662	Fax: -
Project Manager: Lorenzo (Z) Rodriguez	

Copy/Relog from A1A0994. Need QC, J-Flag, Special EDD. LJC to email RUSH results and final PDF. All soilds report Dry Wt. Basis. All invoices for REVIEW prior to mailing. MONTHLY BILLING Email individual invoices to tes.sbo.ap@tetratech.com Login in-house

Analysis	Due	Expires Regulatory Days Past Date Sampled	Laboratory ID	Comments
Sample ID: A1A0998-01	**Liquid**	**Sampled:01/11/11 07:30**	**LEB-011111**	***Proj.No.:*[none]**
Subout_01	01/26/11 17:00	01/21/11 07:30	J-flags RSK175 - Methane, Ethane, Ethene	
Containers Supplied:				
Voa Vial -Unpres (H)	Voa Vial -Unpres (I)			
Sample ID: A1A0998-02	**Liquid**	**Sampled:01/11/11 13:55**	**EW-15**	***Proj.No.:*[none]**
Subout_01	01/26/11 17:00	01/21/11 13:55	J-flags RSK175 - Methane, Ethane, Ethene	
Subout	01/26/11 17:00	01/21/11 13:55	J-flags AM20GAX - Hydrogen	
Containers Supplied:				
Voa Vial -Unpres (H)	Voa Vial -Unpres (I)	Other- Unpres. (J)		

All Containers Intact: _____ Yes _____No Samples Preserved Properly: _____Yes _____No

Samples Received at 4 oC DD 1/13/11 Sample Lables / COC Agree: _____Yes _____No Custody Seals Present: _____Yes _____No

Please forward all acknowledgements of sample receipt, final reports and invoices to data@babcocklabs.com
NO HARDCOPIES PLEASE.

Released By	Date	Received By	Date
[signature]	1-12-2011	[signature]	1/13/11
Released By	Date	Received By	Date

mailing P.O Box 432 Riverside, CA 92502-0432
location 6100 Quail Valley Court Riverside, CA 92507-0704
P 951 653 3351 F 951 653 1662 www.babcocklabs.com
NELAP no, 02101CA CA ELAP no. 1156 EPA no. CA00102

E.S.BABCOCK&Sons,Inc.
Environmental Laboratories est 1906

Client Name: Tetra Tech, Inc. - San Bernardino
Contact: Mark Feldman
Address: 301 E. Vanderbilt Way Suite 450
San Bernardino, CA 92408

Report Date: 01-Feb-2011

Analytical Report: Page 35 of 35
Project Name: Tetra-Tech Lockheed
Project Number: [none]

Work Order Number: A1A0998

Received on Ice (Y/N): Yes Temp: 3 °C

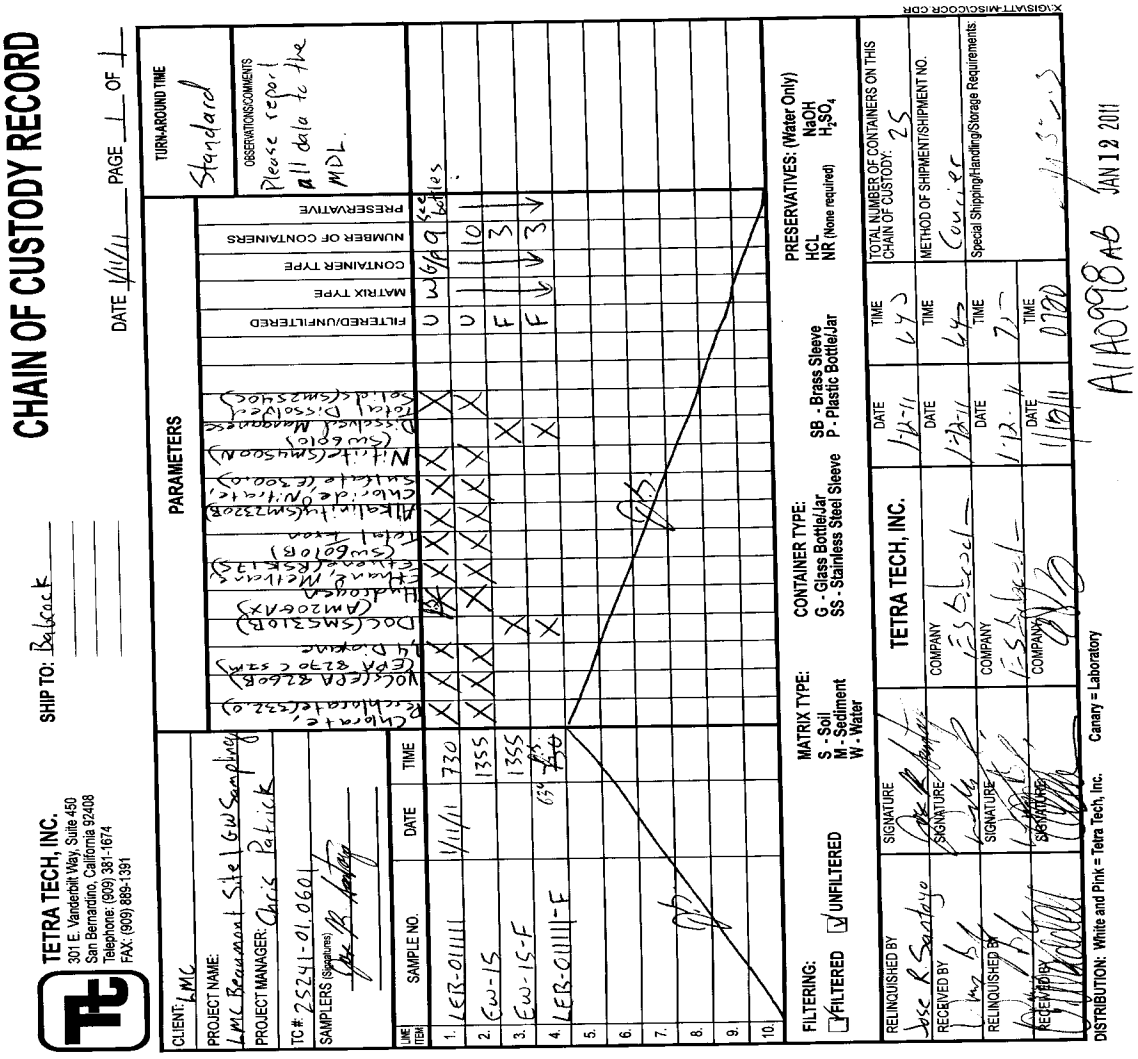

mailing
P.O Box 432
Riverside, CA 92502-0432

location
6100 Quail Valley Court
Riverside, CA 92507-0704

P 951 653 3351
F 951 653 1662
www.babcocklabs.com

NELAP no, 02101CA
CA ELAP no. 1156
EPA no. CA00102

E.S.BABCOCK&Sons,Inc.
Environmental Laboratories est 1906

Client Name: Tetra Tech, Inc. - San Bernardino
Contact: Mark Feldman
Address: 301 E. Vanderbilt Way Suite 450
San Bernardino, CA 92408

Report Date: 31-Jan-2011

Analytical Report: Page 1 of 11
Project Name: Tetra-Tech Lockheed
Project Number: [none]

Work Order Number: A1A1153

Received on Ice (Y/N): Yes Temp: 3 °C

Attached is the analytical report for the sample(s) received for your project. Below is a list of the individual sample descriptions with the corresponding laboratory number(s). Also, enclosed is a copy of the Chain of Custody document (if received with your sample(s)). Please note any unused portion of the sample(s) may be responsibly discarded after 30 days from the above report date, unless you have requested otherwise.

Thank you for the opportunity to serve your analytical needs. If you have any questions or concerns regarding this report please contact our client service department.

Sample Identification

Lab Sample #	Client Sample ID	Matrix	Date Sampled	By	Date Submitted	By
A1A1153-01	LEB--011211 LMC Beaumont Site 1 GW Sampling	Liquid	01/12/11 07:30	Jose R. Santoya	01/13/11 07:30	William Bayle
A1A1153-02	EW-13 LMC Beaumont Site 1 GW Sampling	Liquid	01/12/11 09:28	Jose R. Santoya	01/13/11 07:30	William Bayle
A1A1153-03	MW-61C LMC Beaumont Site 1 GW Sampling	Liquid	01/12/11 09:53	Jose R. Santoya	01/13/11 07:30	William Bayle

Note: AM23G analyses were subcontracted to Microseeps. Microseeps data begins to appear on page 2.

E.S.BABCOCK&Sons,Inc.
Environmental Laboratories est 1906

Client Name: Tetra Tech, Inc. - San Bernardino
Contact: Mark Feldman
Address: 301 E. Vanderbilt Way Suite 450
San Bernardino, CA 92408

Report Date: 31-Jan-2011

Project Name: Tetra-Tech Lockheed
Project Number: [none]

Work Order Number: A1A1153

Received on Ice (Y/N): Yes Temp: 3 °C

microseeps
from insight comes solutions

Client Name: ES Babcock and Sons, Inc
Contact: Lorenzo Rodriguez
Address: 6100 Quail Valley
PO Box 432
Riverside, CA 92502-0432

Page: Page 1 of 7
Lab Proj #: P1101113
Report Date: 01/21/11
Client Proj Name: A1A1153
Client Proj #: A1A1153

Laboratory Results

Total pages in data package: 8

Lab Sample #	Client Sample ID
P1101113-01	LEB-011211
P1101113-02	EW-13
P1101113-03	MW-61C

Microseeps test results meet all the requirements of the NELAC standards or provide reasons and/or justification if they do not.

Approved By: Heather Hauser ***Date:*** 1-25-11

Project Manager: Heather Hauser

The analytical results reported here are reliable and usable to the precision expressed in this report. As required by some regulating authorities, a full discussion of the uncertainty in our analytical results can be obtained at our web site or through customer service. Unless otherwise specified, all results are reported on a wet weight basis.

As a valued client we would appreciate your comments on our service.
Please call customer service at (412)826-5245 or email customerservice@microseeps.com.

220 William Pitt Way • Pittsburgh, PA 15238 • Tel 412-826-5245 • Fax 412-826-3433
website www.microseeps.com email info@microseeps.com

Client Name: Tetra Tech, Inc. - San Bernardino
Contact: Mark Feldman
Address: 301 E. Vanderbilt Way Suite 450
San Bernardino, CA 92408

Report Date: 31-Jan-2011

Analytical Report: Page 3 of 11
Project Name: Tetra-Tech Lockheed
Project Number: [none]

Work Order Number: A1A1153

Received on Ice (Y/N): Yes Temp: 3 °C

Client Name: ES Babcock and Sons, Inc
Contact: Lorenzo Rodriguez
Address: 6100 Quail Valley
PO Box 432
Riverside, CA 92502-0432

Page: Page 2 of 7
Lab Proj #: P1101113
Report Date: 01/21/11
Client Proj Name: A1A1153
Client Proj #: A1A1153

Case Narrative: Lactic acid was detected in the blank at a concentration above the reporting limits. The percent recovery for the MS/MSD analyses for lactic acid was outside of control limits. The LCS analysis was acceptable.

PA02-00538

Data Qualifiers: J - estimated value, U - Non detect, R - Poor surrogate recovery, M - Recovery/RPD poor for MS/MSD, SAMP/DUP, B - detected in blank, S - field sample as received did not meet NELAC sample acceptance criteria, L - Subcontracted Lab used, N - NELAC certified analysis

MICROSEEPS

Client Name: Tetra Tech, Inc. - San Bernardino
Contact: Mark Feldman
Address: 301 E. Vanderbilt Way Suite 450
San Bernardino, CA 92408

Report Date: 31-Jan-2011

Analytical Report: Page 4 of 11
Project Name: Tetra-Tech Lockheed
Project Number: [none]

Work Order Number: A1A1153

Received on Ice (Y/N): Yes Temp: 3 °C

Client Name: ES Babcock and Sons, Inc
Contact: Lorenzo Rodriguez
Address: 6100 Quail Valley
PO Box 432
Riverside, CA 92502-0432

Page: Page 3 of 7
Lab Proj #: P1101113
Report Date: 01/21/11
Client Proj Name: A1A1153
Client Proj #: A1A1153

Sample Description	Matrix	Lab Sample #	Sampled Date/Time	Received
LEB-011211	Water	P1101113-01	12 Jan. 11 7:30	14 Jan. 11 10:08

Analyte(s)	Flag	Result	PQL	Units	Method #	Analysis Date	By
SemiVolatiles							
N Acetic Acid	J	0.023	0.070	mg/L	AM23G	1/20/11	kb
N Butyric Acid	U	< 0.050	0.050	mg/L	AM23G	1/20/11	kb
N Hexanoic Acid	U	< 0.050	0.050	mg/L	AM23G	1/20/11	kb
N i-Hexanoic Acid	U	< 0.050	0.050	mg/L	AM23G	1/20/11	kb
N i-Pentanoic Acid	U	< 0.150	0.150	mg/L	AM23G	1/20/11	kb
N Lactic Acid	BM	0.140	0.100	mg/L	AM23G	1/20/11	kb
N Pentanoic Acid	U	< 0.070	0.070	mg/L	AM23G	1/20/11	kb
N Propionic Acid	U	< 0.050	0.050	mg/L	AM23G	1/20/11	kb
N Pyruvic Acid	U	< 0.150	0.150	mg/L	AM23G	1/20/11	kb

PA02-00538

Data Qualifiers: J - estimated value, U - Non detect, R - Poor surrogate recovery, M - Recovery/RPD poor for MS/MSD, SAMP/DUP, B - detected in blank, S - field sample as received did not meet NELAC sample acceptance criteria, L - Subcontracted Lab used, N - NELAC certified analysis

MICROSEEPS

Client Name: Tetra Tech, Inc. - San Bernardino
Contact: Mark Feldman
Address: 301 E. Vanderbilt Way Suite 450
San Bernardino, CA 92408

Report Date: 31-Jan-2011

Analytical Report: Page 5 of 11
Project Name: Tetra-Tech Lockheed
Project Number: [none]

Work Order Number: A1A1153

Received on Ice (Y/N): Yes Temp: 3 °C

Client Name: ES Babcock and Sons, Inc
Contact: Lorenzo Rodriguez
Address: 6100 Quail Valley
PO Box 432
Riverside, CA 92502-0432

Page: Page 4 of 7
Lab Proj #: P1101113
Report Date: 01/21/11
Client Proj Name: A1A1153
Client Proj #: A1A1153

Sample Description	Matrix	Lab Sample #	Sampled Date/Time	Received
EW-13	Water	P1101113-02	12 Jan. 11 9:28	14 Jan. 11 10:08

Analyte(s)	Flag	Result	PQL	Units	Method #	Analysis Date	By
SemiVolatiles							
N Acetic Acid	J	0.056	0.070	mg/L	AM23G	1/20/11	kb
N Butyric Acid	U	< 0.050	0.050	mg/L	AM23G	1/20/11	kb
N Hexanoic Acid	U	< 0.050	0.050	mg/L	AM23G	1/20/11	kb
N i-Hexanoic Acid	U	< 0.050	0.050	mg/L	AM23G	1/20/11	kb
N i-Pentanoic Acid	U	< 0.150	0.150	mg/L	AM23G	1/20/11	kb
N Lactic Acid	BM	0.230	0.100	mg/L	AM23G	1/20/11	kb
N Pentanoic Acid	U	< 0.070	0.070	mg/L	AM23G	1/20/11	kb
N Propionic Acid	U	< 0.050	0.050	mg/L	AM23G	1/20/11	kb
N Pyruvic Acid	U	< 0.150	0.150	mg/L	AM23G	1/20/11	kb

PA02-00538

Data Qualifiers: J - estimated value, U - Non detect, R - Poor surrogate recovery, M - Recovery/RPD poor for MS/MSD, SAMP/DUP, B - detected in blank, S - field sample as received did not meet NELAC sample acceptance criteria, L - Subcontracted Lab used, N - NELAC certified analysis

MICROSEEPS

Client Name: Tetra Tech, Inc. - San Bernardino
Contact: Mark Feldman
Address: 301 E. Vanderbilt Way Suite 450
San Bernardino, CA 92408

Report Date: 31-Jan-2011

Analytical Report: Page 6 of 11
Project Name: Tetra-Tech Lockheed
Project Number: [none]

Work Order Number: A1A1153

Received on Ice (Y/N): Yes Temp: 3 °C

Client Name: ES Babcock and Sons, Inc
Contact: Lorenzo Rodriguez
Address: 6100 Quail Valley
PO Box 432
Riverside, CA 92502-0432

Page: Page 5 of 7
Lab Proj #: P1101113
Report Date: 01/21/11
Client Proj Name: A1A1153
Client Proj #: A1A1153

Sample Description	Matrix	Lab Sample #	Sampled Date/Time	Received
MW-61C	Water	P1101113-03	12 Jan. 11 9:53	14 Jan. 11 10:08

Analyte(s)	Flag	Result	PQL	Units	Method #	Analysis Date	By
SemiVolatiles							
N Acetic Acid		0.140	0.070	mg/L	AM23G	1/20/11	kb
N Butyric Acid	U	< 0.050	0.050	mg/L	AM23G	1/20/11	kb
N Hexanoic Acid	U	< 0.050	0.050	mg/L	AM23G	1/20/11	kb
N i-Hexanoic Acid	U	< 0.050	0.050	mg/L	AM23G	1/20/11	kb
N i-Pentanoic Acid	U	< 0.150	0.150	mg/L	AM23G	1/20/11	kb
N Lactic Acid	UBM	< 0.100	0.100	mg/L	AM23G	1/20/11	kb
N Pentanoic Acid	U	< 0.070	0.070	mg/L	AM23G	1/20/11	kb
N Propionic Acid	U	< 0.050	0.050	mg/L	AM23G	1/20/11	kb
N Pyruvic Acid	U	< 0.150	0.150	mg/L	AM23G	1/20/11	kb

PA02-00538

Data Qualifiers: J - estimated value, U - Non detect, R - Poor surrogate recovery, M - Recovery/RPD poor for MS/MSD, SAMP/DUP, B - detected in blank, S - field sample as received did not meet NELAC sample acceptance criteria, L - Subcontracted Lab used, N - NELAC certified analysis

MICROSEEPS

Client Name: Tetra Tech, Inc. - San Bernardino
Contact: Mark Feldman
Address: 301 E. Vanderbilt Way Suite 450
San Bernardino, CA 92408

Report Date: 31-Jan-2011

Analytical Report: Page 7 of 11
Project Name: Tetra-Tech Lockheed
Project Number: [none]

Work Order Number: A1A1153

Received on Ice (Y/N): Yes Temp: 3 °C

Client Name: ES Babcock and Sons, Inc
Contact: Lorenzo Rodriguez
Address: 6100 Quail Valley
PO Box 432
Riverside, CA 92502-0432

Page: Page 6 of 7
Lab Proj #: P1101113
Report Date: 01/21/11
Client Proj Name: A1A1153
Client Proj #: A1A1153

Prep Method: Volatile Fatty Acids by Ion Chromatography
Analysis Method: Volatile Fatty Acids by Ion Chromatography

M110119023-MB

	Result		TrueSpikeConc.	RDL	%Recovery	Ctl Limits
Acetic Acid	< 0.070	mg/L		0.070		- NA
Propionic Acid	< 0.050	mg/L		0.050		- NA
Butyric Acid	< 0.050	mg/L		0.050		- NA
Lactic Acid	0.130	mg/L		0.100		- NA
Pyruvic Acid	< 0.150	mg/L		0.150		- NA
i-Pentanoic Acid	< 0.150	mg/L		0.150		- NA
Pentanoic Acid	< 0.070	mg/L		0.070		- NA
i-Hexanoic Acid	< 0.050	mg/L		0.050		- NA
Hexanoic Acid	< 0.050	mg/L		0.050		- NA

M110119023-LCS

	Result		TrueSpikeConc.	%Recovery	Ctl Limits
Acetic Acid	1.900	mg/L	2.00	95.00	70 - 130
Propionic Acid	1.900	mg/L	2.00	95.00	70 - 130
Butyric Acid	1.800	mg/L	2.00	90.00	70 - 130
Lactic Acid	2.000	mg/L	2.00	100.00	70 - 130
Pyruvic Acid	1.900	mg/L	2.00	95.00	70 - 130
i-Pentanoic Acid	1.800	mg/L	2.00	90.00	70 - 130
Pentanoic Acid	1.900	mg/L	2.00	95.00	70 - 130
i-Hexanoic Acid	1.800	mg/L	2.00	90.00	70 - 130
Hexanoic Acid	1.700	mg/L	2.00	85.00	70 - 130

P1101160-01A-MS

	Result		TrueSpikeConc.	%Recovery	Ctl Limits
Acetic Acid	2.100	mg/L	2.00	101.00	70 - 130
Propionic Acid	2.000	mg/L	2.00	100.00	70 - 130
Butyric Acid	1.900	mg/L	2.00	95.00	70 - 130
Lactic Acid	2.700	mg/L	2.00	135.00	70 - 130
Pyruvic Acid	1.900	mg/L	2.00	95.00	70 - 130
i-Pentanoic Acid	1.800	mg/L	2.00	90.00	70 - 130
Pentanoic Acid	1.900	mg/L	2.00	95.00	70 - 130

PA02-00538

Data Qualifiers: J - estimated value, U - Non detect, R - Poor surrogate recovery, M - Recovery/RPD poor for MS/MSD, SAMP/DUP, B - detected in blank, S - field sample as received did not meet NELAC sample acceptance criteria, L - Subcontracted Lab used, N - NELAC certified analysis

MICROSEEPS

Client Name: Tetra Tech, Inc. - San Bernardino
Contact: Mark Feldman
Address: 301 E. Vanderbilt Way Suite 450
San Bernardino, CA 92408

Report Date: 31-Jan-2011

Analytical Report: Page 8 of 11
Project Name: Tetra-Tech Lockheed
Project Number: [none]

Work Order Number: A1A1153

Received on Ice (Y/N): Yes Temp: 3 °C

Client Name: ES Babcock and Sons, Inc
Contact: Lorenzo Rodriguez
Address: 6100 Quail Valley
PO Box 432
Riverside, CA 92502-0432

Page: Page 7 of 7
Lab Proj #: P1101113
Report Date: 01/21/11
Client Proj Name: A1A1153
Client Proj #: A1A1153

P1101160-01A-MS

	Result		TrueSpikeConc.	%Recovery	Ctl Limits
i-Hexanoic Acid	1.900	mg/L	2.00	95.00	70 - 130
Hexanoic Acid	1.900	mg/L	2.00	95.00	70 - 130

P1101160-01A-MSD

	Result		TrueSpikeConc.	%Recovery	Ctl Limits	RPD	RPD Ctl Limits
Acetic Acid	2.200	mg/L	2.00	106.00	70 - 130	4.65	0 - 30
Propionic Acid	2.100	mg/L	2.00	105.00	70 - 130	4.88	0 - 30
Butyric Acid	1.900	mg/L	2.00	95.00	70 - 130	0.00	0 - 30
Lactic Acid	2.800	mg/L	2.00	140.00	70 - 130	3.64	0 - 30
Pyruvic Acid	1.900	mg/L	2.00	95.00	70 - 130	0.00	0 - 30
i-Pentanoic Acid	1.700	mg/L	2.00	85.00	70 - 130	5.71	0 - 30
Pentanoic Acid	2.000	mg/L	2.00	100.00	70 - 130	5.13	0 - 30
i-Hexanoic Acid	2.000	mg/L	2.00	100.00	70 - 130	5.13	0 - 30
Hexanoic Acid	2.100	mg/L	2.00	105.00	70 - 130	10.00	0 - 30

Outlined Results indicate results outside of Control limits

PA02-00538

Data Qualifiers: J - estimated value, U - Non detect, R - Poor surrogate recovery, M - Recovery/RPD poor for MS/MSD, SAMP/DUP, B - detected in blank, S - field sample as received did not meet NELAC sample acceptance criteria, L - Subcontracted Lab used, N - NELAC certified analysis

MICROSEEPS

Client Name: Tetra Tech, Inc. - San Bernardino
Contact: Mark Feldman
Address: 301 E. Vanderbilt Way Suite 450
San Bernardino, CA 92408

Report Date: 31-Jan-2011

Project Name: Tetra-Tech Lockheed
Project Number: [none]

Work Order Number: A1A1153

Received on Ice (Y/N): Yes Temp: 3 °C

Tracking# = 1Z578 1X9 01 4790 9386

SUBCONTRACT ORDER Printed: 1/13/2011 11:47

E.S. Babcock & Sons, Inc.

A1A1153 P110113

SENDING LABORATORY:

E.S. Babcock & Sons, Inc.
P. O. Box 432
Riverside, CA 92502-0432
Phone: (951) 653-3351
Fax: (951) 653-1662
Project Manager: Lorenzo (Z) Rodriguez

RECEIVING LABORATORY:

Microseeps - Subcontract
220 William Pitt Way
Pittsburgh, PA 15238
Phone :(800) 659-2887
Fax: -

Client: Tetra Tech, Inc. - San Bernardino
Sampler: Jose R. Santoya

Analysis	Due	Expires	Regulatory	Days Past Date Sampled	Laboratory ID	Comments
Sample ID: A1A1153-01	**Liquid**	**Sampled:01/12/11 07:30**			**LEB--011211**	***Proj.No.:*[none]**
Subout_02	01/27/11 17:00			01/22/11 07:30	J-flags AM23G - Volatile Fatty Acid	
Containers Supplied:						
Voa Vial -Unpres (A)	Voa Vial -Unpres (B)					
Sample ID: A1A1153-02	**Liquid**	**Sampled:01/12/11 09:28**			**EW-13**	***Proj.No.:*[none]**
Subout_02	01/27/11 17:00			01/22/11 09:28	J-flags AM23G - Volatile Fatty Acid	
Containers Supplied:						
Voa Vial -Unpres (A)	Voa Vial -Unpres (B)					
Sample ID: A1A1153-03	**Liquid**	**Sampled:01/12/11 09:53**			**MW-61C**	***Proj.No.:*[none]**
Subout_02	01/27/11 17:00			01/22/11 09:53	J-flags AM23G - Volatile Fatty Acid	
Containers Supplied:						
Voa Vial -Unpres (A)	Voa Vial -Unpres (B)					

Samples Received at 11 °C

All Containers Intact: _____ Yes _____ No Samples Preserved Properly: _____ Yes _____ No

Sample Lables / COC Agree: _____ Yes _____ No Custody Seals Present: _____ Yes _____ No

Please forward all acknowledgements of sample receipt, final reports and invoices to data@babcocklabs.com
NO HARDCOPIES PLEASE.

Elizabeth Mata 1-13-11
Released By Date Received By Date 1/14/11

Released By Date Received By Date

E.S.BABCOCK&Sons,Inc.
Environmental Laboratories est 1906

Client Name: Tetra Tech, Inc. - San Bernardino
Contact: Mark Feldman
Address: 301 E. Vanderbilt Way Suite 450
San Bernardino, CA 92408

Report Date: 31-Jan-2011

Analytical Report: Page 10 of 11
Project Name: Tetra-Tech Lockheed
Project Number: [none]

Work Order Number: A1A1153

Received on Ice (Y/N): Yes Temp: 3 °C

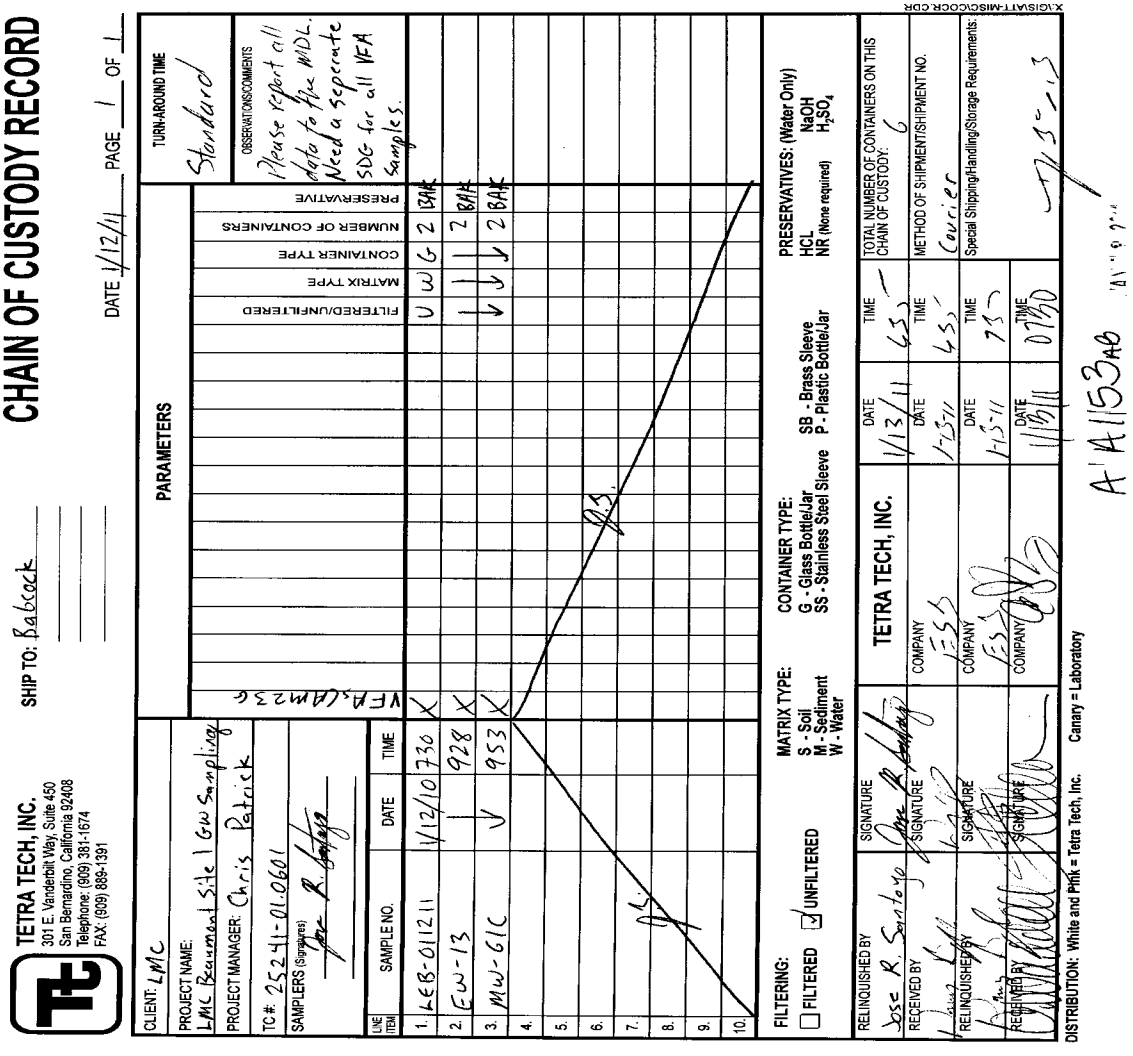

CHAIN OF CUSTODY RECORD

TETRA TECH, INC.
301 E. Vanderbilt Way, Suite 450
San Bernardino, California 92408
Telephone: (909) 381-1674
FAX: (909) 889-1391

SHIP TO: Babcock

DATE 1/12/11 PAGE 1 OF 1

CLIENT: LMC
PROJECT NAME: LMC Beaumont Site 1 Gw Sampling
PROJECT MANAGER: Chris Patrick
TC#: 25241-01.0601
SAMPLERS (Signature): Jose R. Santoyo

TURN-AROUND TIME: Standard

OBSERVATIONS/COMMENTS: Please report all data to the MDL. Need a separate SDG for all VFA samples.

LINE ITEM	SAMPLE NO.	DATE	TIME	VFA's (AM23G)	FILTERED/UNFILTERED	MATRIX TYPE	CONTAINER TYPE	NUMBER OF CONTAINERS	PRESERVATIVE
1.	LEB-011211	1/12/10	730	X	U	W	G	2	BAK
2.	EW-13	1	928	X	1	1	1	2	BAK
3.	MW-61C	V	953	X	V	V	V	2	BAK
4.									
5.									
6.									
7.									
8.									
9.									
10.									

FILTERING: ☐ FILTERED ☑ UNFILTERED

MATRIX TYPE: S - Soil, M - Sediment, W - Water
CONTAINER TYPE: G - Glass Bottle/Jar, SS - Stainless Steel Sleeve, SB - Brass Sleeve, P - Plastic Bottle/Jar
PRESERVATIVES: (Water Only) HCL, NR (None required), NaOH, H_2SO_4

RELINQUISHED BY	SIGNATURE	TETRA TECH, INC.	DATE 1/13/11	TIME 655	TOTAL NUMBER OF CONTAINERS ON THIS CHAIN OF CUSTODY: 6
RECEIVED BY	SIGNATURE	COMPANY TTS	DATE 1-13-11	TIME 455	METHOD OF SHIPMENT/SHIPMENT NO. Courier
RELINQUISHED BY	SIGNATURE	COMPANY TTS	DATE 1-13-11	TIME 755	Special Shipping/Handling/Storage Requirements:
RECEIVED BY	SIGNATURE	COMPANY	DATE 1/13/11	TIME 0750	

DISTRIBUTION: White and Pink = Tetra Tech, Inc. Canary = Laboratory

A1A1153

E.S.BABCOCK&Sons,Inc.
Environmental Laboratories est 1906

Client Name:	Tetra Tech, Inc. - San Bernardino	Analytical Report:	Page 11 of 11
Contact:	Mark Feldman	Project Name:	Tetra-Tech Lockheed
Address:	301 E. Vanderbilt Way Suite 450 San Bernardino, CA 92408	Project Number:	[none]
		Work Order Number:	**A1A1153**
Report Date:	31-Jan-2011	Received on Ice (Y/N):	Yes Temp: 3 °C

Approval

Enclosed are the analytical results for the submitted sample(s). Babcock Laboratories certify the data presented as part of this report meet the minimum quality standards in the referenced analytical methods. Any exceptions have been noted. Babcock Laboratories and its officers and employees assume no responsibility and make no warranty, express or implied, for uses or interpretations made by any recipients, intended or unintended, of this report.

Lorenzo Rodriguez

Lorenzo (Z) Rodriguez

Project Manager

cc:

mailing
P.O Box 432
Riverside, CA 92502-0432

location
6100 Quail Valley Court
Riverside, CA 92507-0704

P 951 653 3351
F 951 653 1662
www.babcocklabs.com

NELAP no, 02101CA
CA ELAP no. 2698
EPA no. CA00102

E.S.BABCOCK&Sons,Inc.
Environmental Laboratories est 1906

Client Name: Tetra Tech, Inc. - San Bernardino
Contact: Mark Feldman
Address: 301 E. Vanderbilt Way Suite 450
San Bernardino, CA 92408

Report Date: 02-Feb-2011

Analytical Report: Page 1 of 31
Project Name: Tetra-Tech Lockheed
Project Number: [none]

Work Order Number: A1A1157

Received on Ice (Y/N): Yes Temp: 3 °C

Attached is the analytical report for the sample(s) received for your project. Below is a list of the individual sample descriptions with the corresponding laboratory number(s). Also, enclosed is a copy of the Chain of Custody document (if received with your sample(s)). Please note any unused portion of the sample(s) may be responsibly discarded after 30 days from the above report date, unless you have requested otherwise.

Thank you for the opportunity to serve your analytical needs. If you have any questions or concerns regarding this report please contact our client service department.

Sample Identification

Lab Sample #	Client Sample ID	Matrix	Date Sampled	By	Date Submitted	By
A1A1157-01	LEB-011211 Beaumont Site 1, GW Sampling	Liquid	01/12/11 07:30	Jose R. Santoya	01/13/11 07:30	William Bayle
A1A1157-02	LEB-011211-F Beaumont Site 1, GW Sampling	Liquid	01/12/11 07:30	Jose R. Santoya	01/13/11 07:30	William Bayle
A1A1157-03	EW-13 Beaumont Site 1, GW Sampling	Liquid	01/12/11 09:28	Jose R. Santoya	01/13/11 07:30	William Bayle
A1A1157-04	EW-13-F Beaumont Site 1, GW Sampling	Liquid	01/12/11 09:28	Jose R. Santoya	01/13/11 07:30	William Bayle

Note: RSK-175 analyses were subcontracted to Microseeps. Microseeps data begins to appear on page 26.

E.S.BABCOCK&Sons,Inc.
Environmental Laboratories est 1906

Client Name: Tetra Tech, Inc. - San Bernardino
Contact: Mark Feldman
Address: 301 E. Vanderbilt Way Suite 450
San Bernardino, CA 92408

Report Date: 02-Feb-2011

Project Name: Tetra-Tech Lockheed
Project Number: [none]

Work Order Number: A1A1157

Received on Ice (Y/N): Yes Temp: 3 °C

Laboratory Reference Number
A1A1157-01

Sample Description	Matrix	Sampled Date/Time	Received Date/Time
LEB-011211 Beaumont Site 1, GW Sampling	Liquid	01/12/11 07:30	01/13/11 7:30

Analyte(s)	Result	RDL	MDL	Units	Method	Analysis Date	Analyst	Flag
Anions								
Total Alkalinity	2.0	3.0	1.7	mg/L	SM 2320B	01/20/11 17:55	lgt	J
Hydroxide	ND	3.0	1.7	mg/L	SM 2320B	01/20/11 17:55	lgt	
Carbonate	ND	3.0	1.7	mg/L	SM 2320B	01/20/11 17:55	lgt	
Bicarbonate	2.4	3.0	1.7	mg/L	SM 2320B	01/20/11 17:55	lgt	J
Chloride	ND	1.0	0.50	mg/L	EPA 300.0	01/14/11 23:05	ss	
Sulfate	ND	0.50	0.37	mg/L	EPA 300.0	01/14/11 23:05	ss	
Nitrate as N	ND	0.20	0.11	mg/L	EPA 300.0	01/13/11 21:56	ss	
Solids								
Total Dissolved Solids	ND	10	5.5	mg/L	SM 2540C	01/19/11 14:46	hgg	
Oxyhalides								
Chlorate	ND	1.0	1.0	ug/L*	EPA 332.0-M	01/19/11 16:40	aa	
General Inorganics								
Perchlorate	ND	0.10	0.071	ug/L*	EPA 332.0	01/19/11 16:40	aa	
Nutrients								
Nitrite as N	ND	0.10	0.017	mg/L	SM 4500NO2 B	01/13/11 22:45	ara	
Metals and Metalloids; EPA SW846 Series								
Iron	5.9	20	2.3	ug/L	EPA 6010B	01/19/11 18:05	lmt	PblkJ, J
Volatile Organic Compounds by EPA 8260B								
1,1,1-Trichloroethane	ND	0.50	0.12	ug/L	EPA 8260B	01/24/11 23:40	eec	
1,1,2,2-Tetrachloroethane	ND	0.50	0.29	ug/L	EPA 8260B	01/24/11 23:40	eec	
1,1,2-Trichloroethane	ND	0.50	0.31	ug/L	EPA 8260B	01/24/11 23:40	eec	
1,1-Dichloroethane	0.13	0.50	0.098	ug/L	EPA 8260B	01/24/11 23:40	eec	J
1,1-Dichloroethene	14	0.50	0.12	ug/L	EPA 8260B	01/24/11 23:40	eec	
1,2,3-Trichloropropane	ND	0.50	0.29	ug/L	EPA 8260B	01/24/11 23:40	eec	
1,2-Dichlorobenzene	ND	0.50	0.20	ug/L	EPA 8260B	01/24/11 23:40	eec	
1,2-Dichloroethane	ND	0.50	0.21	ug/L	EPA 8260B	01/24/11 23:40	eec	
1,2-Dichloropropane	ND	0.50	0.19	ug/L	EPA 8260B	01/24/11 23:40	eec	
1,3-Dichlorobenzene	ND	0.50	0.15	ug/L	EPA 8260B	01/24/11 23:40	eec	
1,4-Dichlorobenzene	ND	0.50	0.072	ug/L	EPA 8260B	01/24/11 23:40	eec	

E.S.BABCOCK&Sons,Inc.
Environmental Laboratories est 1906

Client Name: Tetra Tech, Inc. - San Bernardino
Contact: Mark Feldman
Address: 301 E. Vanderbilt Way Suite 450
San Bernardino, CA 92408

Report Date: 02-Feb-2011

Project Name: Tetra-Tech Lockheed
Project Number: [none]

Work Order Number: A1A1157

Received on Ice (Y/N): Yes Temp: 3 °C

Laboratory Reference Number
A1A1157-01

Sample Description	Matrix	Sampled Date/Time	Received Date/Time
LEB-011211 Beaumont Site 1, GW Sampling	Liquid	01/12/11 07:30	01/13/11 7:30

Analyte(s)	Result	RDL	MDL	Units	Method	Analysis Date	Analyst	Flag
Volatile Organic Compounds by EPA 8260B								
2-Butanone(MEK)	2.2	3.0	1.2	ug/L	EPA 8260B	01/24/11 23:40	eec	J
2-Hexanone	ND	5.0	1.2	ug/L	EPA 8260B	01/24/11 23:40	eec	
4-Methyl-2-Pentanone(MIBK)	ND	5.0	0.95	ug/L	EPA 8260B	01/24/11 23:40	eec	
Acetone	ND	10	5.0	ug/L	EPA 8260B	01/24/11 23:40	eec	
Benzene	ND	0.50	0.14	ug/L	EPA 8260B	01/24/11 23:40	eec	
Bromodichloromethane	ND	0.50	0.11	ug/L	EPA 8260B	01/24/11 23:40	eec	
Bromoform	ND	1.0	0.50	ug/L	EPA 8260B	01/24/11 23:40	eec	
Bromomethane	ND	0.50	0.48	ug/L	EPA 8260B	01/24/11 23:40	eec	
Carbon Disulfide	ND	0.50	0.36	ug/L	EPA 8260B	01/24/11 23:40	eec	
Carbon Tetrachloride	ND	0.50	0.15	ug/L	EPA 8260B	01/24/11 23:40	eec	
Chlorobenzene	ND	0.50	0.23	ug/L	EPA 8260B	01/24/11 23:40	eec	
Chloroethane	ND	0.50	0.35	ug/L	EPA 8260B	01/24/11 23:40	eec	
Chloroform	ND	0.50	0.46	ug/L	EPA 8260B	01/24/11 23:40	eec	
Chloromethane	ND	0.50	0.36	ug/L	EPA 8260B	01/24/11 23:40	eec	
cis-1,2-Dichloroethene	ND	0.50	0.18	ug/L	EPA 8260B	01/24/11 23:40	eec	
cis-1,3-Dichloropropene	ND	0.50	0.30	ug/L	EPA 8260B	01/24/11 23:40	eec	
Dibromochloromethane	ND	0.50	0.37	ug/L	EPA 8260B	01/24/11 23:40	eec	
Ethylbenzene	ND	0.50	0.26	ug/L	EPA 8260B	01/24/11 23:40	eec	
Methyl tert Butyl Ether	ND	5.0	0.43	ug/L	EPA 8260B	01/24/11 23:40	eec	
Methylene Chloride	0.41	3.0	0.15	ug/L	EPA 8260B	01/24/11 23:40	eec	J
Styrene	ND	0.50	0.22	ug/L	EPA 8260B	01/24/11 23:40	eec	
Tetrachloroethene	ND	0.50	0.23	ug/L	EPA 8260B	01/24/11 23:40	eec	
Toluene	0.32	0.50	0.22	ug/L	EPA 8260B	01/24/11 23:40	eec	J
trans-1,2-Dichloroethene	ND	0.50	0.10	ug/L	EPA 8260B	01/24/11 23:40	eec	
trans-1,3-Dichloropropene	ND	0.50	0.24	ug/L	EPA 8260B	01/24/11 23:40	eec	
Trichloroethene	12	0.50	0.25	ug/L	EPA 8260B	01/24/11 23:40	eec	
Trichlorofluoromethane	ND	5.0	0.16	ug/L	EPA 8260B	01/24/11 23:40	eec	
Vinyl Acetate	ND	10	0.48	ug/L	EPA 8260B	01/24/11 23:40	eec	
Vinyl Chloride	ND	0.50	0.13	ug/L	EPA 8260B	01/24/11 23:40	eec	
Xylenes (m+p)	ND	0.50	0.36	ug/L	EPA 8260B	01/24/11 23:40	eec	
Xylenes (ortho)	ND	0.50	0.41	ug/L	EPA 8260B	01/24/11 23:40	eec	
1,4-Dioxane	ND	35	9.3	ug/L	EPA 8260B	01/24/11 23:40	eec	
Surrogate: 1,2-Dichloroethane-d4	104	% 80-124			EPA 8260B	01/24/11 23:40	eec	

Client Name: Tetra Tech, Inc. - San Bernardino
Contact: Mark Feldman
Address: 301 E. Vanderbilt Way Suite 450
San Bernardino, CA 92408

Report Date: 02-Feb-2011

Project Name: Tetra-Tech Lockheed
Project Number: [none]

Work Order Number: A1A1157

Received on Ice (Y/N): Yes Temp: 3 °C

Laboratory Reference Number

A1A1157-01

Sample Description	Matrix	Sampled Date/Time	Received Date/Time
LEB-011211 Beaumont Site 1, GW Sampling	Liquid	01/12/11 07:30	01/13/11 7:30

Analyte(s)	Result		RDL	MDL	Units	Method	Analysis Date	Analyst	Flag
Volatile Organic Compounds by EPA 8260B									
Surrogate: Bromofluorobenzene	97.2	%	80-120			EPA 8260B	01/24/11 23:40	eec	
Surrogate: Toluene-d8	98.8	%	80-120			EPA 8260B	01/24/11 23:40	eec	
Semivolatile Organic Compounds by EPA 8270C SIM									
1,4-Dioxane	ND		0.20	0.10	ug/L	EPA8270C M	01/20/11 13:11	KOS	

E.S.BABCOCK&Sons,Inc.
Environmental Laboratories est 1906

Client Name: Tetra Tech, Inc. - San Bernardino
Contact: Mark Feldman
Address: 301 E. Vanderbilt Way Suite 450
San Bernardino, CA 92408

Report Date: 02-Feb-2011

Project Name: Tetra-Tech Lockheed
Project Number: [none]

Work Order Number: A1A1157

Received on Ice (Y/N): Yes Temp: 3 °C

Laboratory Reference Number

A1A1157-02

Sample Description	Matrix	Sampled Date/Time	Received Date/Time
LEB-011211-F Beaumont Site 1, GW Sampling	Liquid	01/12/11 07:30	01/13/11 7:30

Analyte(s)	Result	RDL	MDL	Units	Method	Analysis Date	Analyst	Flag
Aggregate Organic Compounds								
Dissolved Organic Carbon	8.0	0.70	0.36	mg/L	SM 5310B	01/19/11 11:51	cmd	N-TOC
Metals and Metalloids; EPA SW846 Series								
Manganese	0.42	10	0.24	ug/L	EPA 6010B	01/19/11 15:13	lmt	J

E.S.BABCOCK&Sons,Inc.
Environmental Laboratories est 1906

Client Name: Tetra Tech, Inc. - San Bernardino
Contact: Mark Feldman
Address: 301 E. Vanderbilt Way Suite 450
San Bernardino, CA 92408

Report Date: 02-Feb-2011

Project Name: Tetra-Tech Lockheed
Project Number: [none]

Work Order Number: A1A1157

Received on Ice (Y/N): Yes Temp: 3 °C

Laboratory Reference Number
A1A1157-03

Sample Description	Matrix	Sampled Date/Time	Received Date/Time
EW-13 Beaumont Site 1, GW Sampling	Liquid	01/12/11 09:28	01/13/11 7:30

Analyte(s)	Result	RDL	MDL	Units	Method	Analysis Date	Analyst	Flag
Anions								
Total Alkalinity	61	3.0	1.7	mg/L	SM 2320B	01/20/11 17:55	lgt	
Hydroxide	ND	3.0	1.7	mg/L	SM 2320B	01/20/11 17:55	lgt	
Carbonate	ND	3.0	1.7	mg/L	SM 2320B	01/20/11 17:55	lgt	
Bicarbonate	74	3.0	1.7	mg/L	SM 2320B	01/20/11 17:55	lgt	
Chloride	18	1.0	0.50	mg/L	EPA 300.0	01/13/11 22:04	ss	Nconf
Sulfate	2.6	0.50	0.37	mg/L	EPA 300.0	01/13/11 22:04	ss	
Nitrate as N	ND	0.20	0.11	mg/L	EPA 300.0	01/13/11 22:04	ss	
Solids								
Total Dissolved Solids	98	20	11	mg/L	SM 2540C	01/19/11 14:46	hgg	
Oxyhalides								
Chlorate	ND	1.0	1.0	ug/L*	EPA 332.0-M	01/19/11 16:40	aa	
General Inorganics								
Perchlorate	0.92	0.10	0.071	ug/L*	EPA 332.0	01/19/11 16:40	aa	
Nutrients								
Nitrite as N	ND	0.10	0.017	mg/L	SM 4500NO2 B	01/13/11 22:45	ara	
Metals and Metalloids; EPA SW846 Series								
Iron	1100	20	2.3	ug/L	EPA 6010B	01/19/11 18:07	lmt	
Volatile Organic Compounds by EPA 8260B								
1,1,1-Trichloroethane	0.13	0.50	0.12	ug/L	EPA 8260B	01/25/11 17:01	eec	J
1,1,2,2-Tetrachloroethane	ND	0.50	0.29	ug/L	EPA 8260B	01/25/11 17:01	eec	
1,1,2-Trichloroethane	7.2	0.50	0.31	ug/L	EPA 8260B	01/25/11 17:01	eec	
1,1-Dichloroethane	23	0.50	0.098	ug/L	EPA 8260B	01/25/11 17:01	eec	
1,1-Dichloroethene	1900	50	12	ug/L	EPA 8260B	01/25/11 10:03	eec	
1,2,3-Trichloropropane	ND	0.50	0.29	ug/L	EPA 8260B	01/25/11 17:01	eec	
1,2-Dichlorobenzene	ND	0.50	0.20	ug/L	EPA 8260B	01/25/11 17:01	eec	
1,2-Dichloroethane	47	0.50	0.21	ug/L	EPA 8260B	01/25/11 17:01	eec	
1,2-Dichloropropane	ND	0.50	0.19	ug/L	EPA 8260B	01/25/11 17:01	eec	
1,3-Dichlorobenzene	ND	0.50	0.15	ug/L	EPA 8260B	01/25/11 17:01	eec	
1,4-Dichlorobenzene	ND	0.50	0.072	ug/L	EPA 8260B	01/25/11 17:01	eec	

E.S.BABCOCK&Sons,Inc.
Environmental Laboratories est 1906

Client Name: Tetra Tech, Inc. - San Bernardino
Contact: Mark Feldman
Address: 301 E. Vanderbilt Way Suite 450
San Bernardino, CA 92408

Report Date: 02-Feb-2011

Project Name: Tetra-Tech Lockheed
Project Number: [none]

Work Order Number: A1A1157

Received on Ice (Y/N): Yes Temp: 3 °C

Laboratory Reference Number
A1A1157-03

Sample Description	Matrix	Sampled Date/Time	Received Date/Time
EW-13 Beaumont Site 1, GW Sampling	Liquid	01/12/11 09:28	01/13/11 7:30

Analyte(s)	Result	RDL	MDL	Units	Method	Analysis Date	Analyst	Flag
Volatile Organic Compounds by EPA 8260B								
2-Butanone(MEK)	ND	3.0	1.2	ug/L	EPA 8260B	01/25/11 17:01	eec	
2-Hexanone	ND	5.0	1.2	ug/L	EPA 8260B	01/25/11 17:01	eec	
4-Methyl-2-Pentanone(MIBK)	ND	5.0	0.95	ug/L	EPA 8260B	01/25/11 17:01	eec	
Acetone	ND	10	5.0	ug/L	EPA 8260B	01/25/11 17:01	eec	
Benzene	0.89	0.50	0.14	ug/L	EPA 8260B	01/25/11 17:01	eec	
Bromodichloromethane	ND	0.50	0.11	ug/L	EPA 8260B	01/25/11 17:01	eec	
Bromoform	ND	1.0	0.50	ug/L	EPA 8260B	01/25/11 17:01	eec	
Bromomethane	ND	0.50	0.48	ug/L	EPA 8260B	01/25/11 17:01	eec	
Carbon Disulfide	ND	0.50	0.36	ug/L	EPA 8260B	01/25/11 17:01	eec	
Carbon Tetrachloride	ND	0.50	0.15	ug/L	EPA 8260B	01/25/11 17:01	eec	
Chlorobenzene	ND	0.50	0.23	ug/L	EPA 8260B	01/25/11 17:01	eec	
Chloroethane	ND	0.50	0.35	ug/L	EPA 8260B	01/25/11 17:01	eec	
Chloroform	1.1	0.50	0.46	ug/L	EPA 8260B	01/25/11 17:01	eec	
Chloromethane	ND	0.50	0.36	ug/L	EPA 8260B	01/25/11 17:01	eec	
cis-1,2-Dichloroethene	130	50	18	ug/L	EPA 8260B	01/25/11 10:03	eec	
cis-1,3-Dichloropropene	ND	0.50	0.30	ug/L	EPA 8260B	01/25/11 17:01	eec	
Dibromochloromethane	ND	0.50	0.37	ug/L	EPA 8260B	01/25/11 17:01	eec	
Ethylbenzene	ND	0.50	0.26	ug/L	EPA 8260B	01/25/11 17:01	eec	
Methyl tert Butyl Ether	ND	5.0	0.43	ug/L	EPA 8260B	01/25/11 17:01	eec	
Methylene Chloride	0.90	3.0	0.15	ug/L	EPA 8260B	01/25/11 17:01	eec	J
Styrene	ND	0.50	0.22	ug/L	EPA 8260B	01/25/11 17:01	eec	
Tetrachloroethene	2.1	0.50	0.23	ug/L	EPA 8260B	01/25/11 17:01	eec	
Toluene	ND	0.50	0.22	ug/L	EPA 8260B	01/25/11 17:01	eec	
trans-1,2-Dichloroethene	0.86	0.50	0.10	ug/L	EPA 8260B	01/25/11 17:01	eec	
trans-1,3-Dichloropropene	ND	0.50	0.24	ug/L	EPA 8260B	01/25/11 17:01	eec	
Trichloroethene	560	50	25	ug/L	EPA 8260B	01/25/11 10:03	eec	
Trichlorofluoromethane	ND	5.0	0.16	ug/L	EPA 8260B	01/25/11 17:01	eec	
Vinyl Acetate	ND	10	0.48	ug/L	EPA 8260B	01/25/11 17:01	eec	
Vinyl Chloride	36	0.50	0.13	ug/L	EPA 8260B	01/25/11 17:01	eec	
Xylenes (m+p)	ND	0.50	0.36	ug/L	EPA 8260B	01/25/11 17:01	eec	
Xylenes (ortho)	ND	0.50	0.41	ug/L	EPA 8260B	01/25/11 17:01	eec	
1,4-Dioxane	370	35	9.3	ug/L	EPA 8260B	01/25/11 17:01	eec	A-01, NOcal

E.S.BABCOCK&Sons,Inc.
Environmental Laboratories est 1906

Client Name: Tetra Tech, Inc. - San Bernardino
Contact: Mark Feldman
Address: 301 E. Vanderbilt Way Suite 450
San Bernardino, CA 92408

Report Date: 02-Feb-2011

Project Name: Tetra-Tech Lockheed
Project Number: [none]

Work Order Number: A1A1157

Received on Ice (Y/N): Yes Temp: 3 °C

Laboratory Reference Number

A1A1157-03

Sample Description	Matrix	Sampled Date/Time	Received Date/Time
EW-13 Beaumont Site 1, GW Sampling	Liquid	01/12/11 09:28	01/13/11 7:30

Analyte(s)	Result		RDL	MDL	Units	Method	Analysis Date	Analyst	Flag
Volatile Organic Compounds by EPA 8260B									
Surrogate: 1,2-Dichloroethane-d4	104	%	80-124			EPA 8260B	01/25/11 17:01	eec	
Surrogate: Bromofluorobenzene	98.5	%	80-120			EPA 8260B	01/25/11 17:01	eec	
Surrogate: Toluene-d8	98.2	%	80-120			EPA 8260B	01/25/11 17:01	eec	
Semivolatile Organic Compounds by EPA 8270C SIM									
1,4-Dioxane	450		2.0	1.0	ug/L	EPA8270C M	01/25/11 17:19	DF	N_HTd

E.S.BABCOCK&Sons,Inc.
Environmental Laboratories est 1906

Client Name: Tetra Tech, Inc. - San Bernardino
Contact: Mark Feldman
Address: 301 E. Vanderbilt Way Suite 450
San Bernardino, CA 92408

Report Date: 02-Feb-2011

Project Name: Tetra-Tech Lockheed
Project Number: [none]

Work Order Number: A1A1157

Received on Ice (Y/N): Yes Temp: 3 °C

Laboratory Reference Number

A1A1157-04

Sample Description	Matrix	Sampled Date/Time	Received Date/Time
EW-13-F Beaumont Site 1, GW Sampling	Liquid	01/12/11 09:28	01/13/11 7:30

Analyte(s)	Result	RDL	MDL	Units	Method	Analysis Date	Analyst	Flag
Aggregate Organic Compounds								
Dissolved Organic Carbon	1.3	0.70	0.36	mg/L	SM 5310B	01/19/11 11:51	cmd	N-TOC
Metals and Metalloids; EPA SW846 Series								
Manganese	6.2	10	0.24	ug/L	EPA 6010B	01/19/11 15:15	lmt	J

Client Name: Tetra Tech, Inc. - San Bernardino
Contact: Mark Feldman
Address: 301 E. Vanderbilt Way Suite 450
San Bernardino, CA 92408

Report Date: 02-Feb-2011

Project Name: Tetra-Tech Lockheed
Project Number: [none]

Work Order Number: A1A1157

Received on Ice (Y/N): Yes Temp: 3 °C

Anions - Batch Quality Control

Analyte(s)	Result	RDL	MDL	Units	Spike Level	Source Result	%REC	%REC Limits	RPD	RPD Limit	Flag
Batch 1A13045 - Analyzed as received											
Blank (1A13045-BLK1)					Prepared & Analyzed: 01/13/11						
Sulfate	ND	0.50	0.37	mg/L							
Chloride	ND	1.0	0.50	mg/L							
Nitrate as N	ND	0.20	0.11	mg/L							
LCS (1A13045-BS1)					Prepared & Analyzed: 01/13/11						
Sulfate	49.0	0.50	0.37	mg/L	50.0		98.0	90-110			
Chloride	51.3	1.0	0.50	mg/L	50.0		103	90-110			
Nitrate as N	11.6	0.20	0.11	mg/L	11.3		103	90-110			
Matrix Spike (1A13045-MS1)				**Source: A1A1161-02**	Prepared & Analyzed: 01/13/11						
Sulfate	112	0.50	0.37	mg/L	100	7.60	105	87-114			
Chloride	66.1	1.0	0.50	mg/L	50.0	4.00	124	90-122			QFpas, QMout
Nitrate as N	4.51	0.20	0.11	mg/L	4.52	0.339	92.4	78-120			
Matrix Spike (1A13045-MS2)				**Source: A1A1198-01**	Prepared: 01/13/11 Analyzed: 01/14/11						
Sulfate	109	0.50	0.37	mg/L	100	10.7	98.1	87-114			
Chloride	138	1.0	0.50	mg/L	50.0	84.6	107	90-122			
Nitrate as N	6.12	0.20	0.11	mg/L	4.52	1.72	97.6	78-120			
Matrix Spike Dup (1A13045-MSD1)				**Source: A1A1161-02**	Prepared & Analyzed: 01/13/11						
Sulfate	113	0.50	0.37	mg/L	100	7.60	106	87-114	0.917	20	
Chloride	65.9	1.0	0.50	mg/L	50.0	4.00	124	90-122	0.313	20	QFpas, QMout
Nitrate as N	4.49	0.20	0.11	mg/L	4.52	0.339	91.9	78-120	0.519	20	
Batch 1A14052 - Analyzed as received											
Blank (1A14052-BLK1)					Prepared & Analyzed: 01/14/11						
Sulfate	ND	0.50	0.37	mg/L							
Chloride	ND	1.0	0.50	mg/L							

Client Name: Tetra Tech, Inc. - San Bernardino
Contact: Mark Feldman
Address: 301 E. Vanderbilt Way Suite 450
San Bernardino, CA 92408

Report Date: 02-Feb-2011

Project Name: Tetra-Tech Lockheed
Project Number: [none]

Work Order Number: A1A1157

Received on Ice (Y/N): Yes Temp: 3 °C

Anions - Batch Quality Control

Analyte(s)	Result	RDL	MDL	Units	Spike Level	Source Result	%REC	%REC Limits	RPD	RPD Limit	Flag
Batch 1A14052 - Analyzed as received											
LCS (1A14052-BS1)					Prepared & Analyzed: 01/14/11						
Sulfate	49.5	0.50	0.37	mg/L	50.0		99.0	90-110			
Chloride	50.8	1.0	0.50	mg/L	50.0		102	90-110			
Matrix Spike (1A14052-MS1)				**Source: A1A1142-09RE**	Prepared & Analyzed: 01/14/11						
Sulfate	939	2.6	1.9	mg/L	500	406	107	87-114			
Chloride	664	5.2	2.6	mg/L	250	352	124	90-122			QFnt, QMout
Matrix Spike (1A14052-MS2)				**Source: A1A1157-01RE**	Prepared & Analyzed: 01/14/11						
Sulfate	100	0.50	0.37	mg/L	100	ND	99.9	87-114			
Chloride	51.1	1.0	0.50	mg/L	50.0	ND	102	90-122			
Matrix Spike Dup (1A14052-MSD1)				**Source: A1A1142-09RE**	Prepared & Analyzed: 01/14/11						
Sulfate	939	2.6	1.9	mg/L	500	406	106	87-114	0.0551	20	
Chloride	650	5.2	2.6	mg/L	250	352	119	90-122	2.05	20	
Batch 1A20021 - Analyzed as received											
Blank (1A20021-BLK1)					Prepared & Analyzed: 01/20/11						
Total Alkalinity	ND	3.0	1.7	mg/L							
Hydroxide	ND	3.0	1.7	mg/L							
Carbonate	ND	3.0	1.7	mg/L							
Bicarbonate	ND	3.0	1.7	mg/L							
LCS (1A20021-BS1)					Prepared & Analyzed: 01/20/11						
Total Alkalinity	458	3.0	1.7	mg/L	472		97.0	95-105			
Carbonate	270	3.0	1.7	mg/L	272		99.3	95-105			

Client Name: Tetra Tech, Inc. - San Bernardino
Contact: Mark Feldman
Address: 301 E. Vanderbilt Way Suite 450
San Bernardino, CA 92408

Report Date: 02-Feb-2011

Project Name: Tetra-Tech Lockheed
Project Number: [none]

Work Order Number: A1A1157

Received on Ice (Y/N): Yes Temp: 3 °C

Anions - Batch Quality Control

Analyte(s)	Result	RDL	MDL	Units	Spike Level	Source Result	%REC	%REC Limits	RPD	RPD Limit	Flag
Batch 1A20021 - Analyzed as received											
Duplicate (1A20021-DUP1)			**Source: A1A1142-08**	Prepared & Analyzed: 01/20/11							
Total Alkalinity	124	3.0	1.7	mg/L		125			0.803	20	
Hydroxide	ND	3.0	1.7	mg/L		ND				20	
Carbonate	ND	3.0	1.7	mg/L		ND				20	
Bicarbonate	151	3.0	1.7	mg/L		153			1.32	20	

E.S.BABCOCK&Sons,Inc.
Environmental Laboratories est 1906

Client Name: Tetra Tech, Inc. - San Bernardino
Contact: Mark Feldman
Address: 301 E. Vanderbilt Way Suite 450
San Bernardino, CA 92408

Report Date: 02-Feb-2011

Project Name: Tetra-Tech Lockheed
Project Number: [none]

Work Order Number: A1A1157

Received on Ice (Y/N): Yes Temp: 3 °C

Solids - Batch Quality Control

Analyte(s)	Result	RDL	MDL	Units	Spike Level	Source Result	%REC	%REC Limits	RPD	RPD Limit	Flag
Batch 1A19023 - Analyzed as received											
Blank (1A19023-BLK1)					Prepared & Analyzed: 01/19/11						
Total Dissolved Solids	ND	10	5.5	mg/L							
LCS (1A19023-BS1)					Prepared & Analyzed: 01/19/11						
Total Dissolved Solids	730	20	11	mg/L	746		97.9	90-110			
Duplicate (1A19023-DUP1)				**Source: A1A1146-05**	Prepared & Analyzed: 01/19/11						
Total Dissolved Solids	1290	20	11	mg/L		1370			5.72	20	
Duplicate (1A19023-DUP2)				**Source: A1A1257-01**	Prepared & Analyzed: 01/19/11						
Total Dissolved Solids	535	20	11	mg/L		544			1.67	20	

E.S.BABCOCK&Sons,Inc.
Environmental Laboratories est 1906

Client Name: Tetra Tech, Inc. - San Bernardino
Contact: Mark Feldman
Address: 301 E. Vanderbilt Way Suite 450
San Bernardino, CA 92408

Report Date: 02-Feb-2011

Project Name: Tetra-Tech Lockheed
Project Number: [none]

Work Order Number: A1A1157

Received on Ice (Y/N): Yes Temp: 3 °C

Aggregate Organic Compounds - Batch Quality Control

Analyte(s)	Result	RDL	MDL	Units	Spike Level	Source Result	%REC	%REC Limits	RPD	RPD Limit	Flag
Batch 1A19013 - As recieved											
Blank (1A19013-BLK1)					Prepared & Analyzed: 01/19/11						
Dissolved Organic Carbon	ND	0.70	0.36	mg/L							
LCS (1A19013-BS1)					Prepared & Analyzed: 01/19/11						
Dissolved Organic Carbon	4.11	0.70	0.36	mg/L	4.00		103	81.5-118			
Matrix Spike (1A19013-MS1)				**Source: A1A1282-03**	Prepared & Analyzed: 01/19/11						
Dissolved Organic Carbon	7.19	0.70	0.36	mg/L	4.00	3.85	83.4	80-120			
Matrix Spike Dup (1A19013-MSD1)				**Source: A1A1282-03**	Prepared & Analyzed: 01/19/11						
Dissolved Organic Carbon	7.18	0.70	0.36	mg/L	4.00	3.85	83.1	80-120	0.195	10	

E.S.BABCOCK&Sons,Inc.
Environmental Laboratories est 1906

Client Name: Tetra Tech, Inc. - San Bernardino
Contact: Mark Feldman
Address: 301 E. Vanderbilt Way Suite 450
San Bernardino, CA 92408

Report Date: 02-Feb-2011

Project Name: Tetra-Tech Lockheed
Project Number: [none]

Work Order Number: A1A1157

Received on Ice (Y/N): Yes Temp: 3 °C

Oxyhalides - Batch Quality Control

Analyte(s)	Result	RDL	MDL	Units	Spike Level	Source Result	%REC	%REC Limits	RPD	RPD Limit	Flag
Batch 1A17071 - Analyzed as received											
Blank (1A17071-BLK1)					Prepared: 01/17/11 Analyzed: 01/19/11						
Chlorate	ND	1.0	1.0	ug/L*							
LCS (1A17071-BS1)					Prepared: 01/17/11 Analyzed: 01/19/11						
Chlorate	11.5	1.0	1.0	ug/L*	10.0		115	80-120			
Duplicate (1A17071-DUP1)				**Source: A1A1289-01**	Prepared: 01/17/11 Analyzed: 01/19/11						
Chlorate	ND	1.0	1.0	ug/L*		ND				20	
Matrix Spike (1A17071-MS1)				**Source: A1A1289-01**	Prepared: 01/17/11 Analyzed: 01/19/11						
Chlorate	8.43	1.0	1.0	ug/L*	10.0	ND	84.3	80-120			
Matrix Spike Dup (1A17071-MSD1)				**Source: A1A1289-01**	Prepared: 01/17/11 Analyzed: 01/19/11						
Chlorate	9.58	1.0	1.0	ug/L*	10.0	ND	95.8	80-120	12.7	20	

Client Name: Tetra Tech, Inc. - San Bernardino
Contact: Mark Feldman
Address: 301 E. Vanderbilt Way Suite 450
San Bernardino, CA 92408

Report Date: 02-Feb-2011

Project Name: Tetra-Tech Lockheed
Project Number: [none]

Work Order Number: A1A1157

Received on Ice (Y/N): Yes Temp: 3 °C

General Inorganics - Batch Quality Control

Analyte(s)	Result	RDL	MDL	Units	Spike Level	Source Result	%REC	%REC Limits	RPD	RPD Limit	Flag
Batch 1A17071 - Analyzed as received											
Blank (1A17071-BLK1)					Prepared: 01/17/11 Analyzed: 01/19/11						
Perchlorate	ND	0.10	0.071	ug/L*							
LCS (1A17071-BS1)					Prepared: 01/17/11 Analyzed: 01/19/11						
Perchlorate	4.91	0.10	0.071	ug/L*	5.00		98.2	80-120			
Duplicate (1A17071-DUP1)					**Source: A1A1289-01** Prepared: 01/17/11 Analyzed: 01/19/11						
Perchlorate	0.273	0.10	0.071	ug/L*		0.342			22.4	20	QRPDI
Matrix Spike (1A17071-MS1)					**Source: A1A1289-01** Prepared: 01/17/11 Analyzed: 01/19/11						
Perchlorate	5.52	0.10	0.071	ug/L*	5.00	0.342	104	80-120			
Matrix Spike Dup (1A17071-MSD1)					**Source: A1A1289-01** Prepared: 01/17/11 Analyzed: 01/19/11						
Perchlorate	5.20	0.10	0.071	ug/L*	5.00	0.342	97.2	80-120	6.04	20	

E.S.BABCOCK&Sons,Inc.
Environmental Laboratories est 1906

Client Name: Tetra Tech, Inc. - San Bernardino
Contact: Mark Feldman
Address: 301 E. Vanderbilt Way Suite 450
San Bernardino, CA 92408

Report Date: 02-Feb-2011

Project Name: Tetra-Tech Lockheed
Project Number: [none]

Work Order Number: A1A1157

Received on Ice (Y/N): Yes Temp: 3 °C

Nutrients - Batch Quality Control

Analyte(s)	Result	RDL	MDL	Units	Spike Level	Source Result	%REC	%REC Limits	RPD	RPD Limit	Flag
Batch 1A13035 - Filter if turbid.											
LCS (1A13035-BS1)					Prepared & Analyzed: 01/13/11						
Nitrite as N	1.00	0.10	0.017	mg/L	1.00		100	90-110			
Matrix Spike (1A13035-MS1)				**Source: A1A1142-12**	Prepared & Analyzed: 01/13/11						
Nitrite as N	1.13	0.10	0.017	mg/L	1.00	0.140	99.0	80-120			
Matrix Spike Dup (1A13035-MSD1)				**Source: A1A1142-12**	Prepared & Analyzed: 01/13/11						
Nitrite as N	1.14	0.10	0.017	mg/L	1.00	0.140	100	80-120	0.881	20	

Client Name: Tetra Tech, Inc. - San Bernardino
Contact: Mark Feldman
Address: 301 E. Vanderbilt Way Suite 450
San Bernardino, CA 92408

Report Date: 02-Feb-2011

Project Name: Tetra-Tech Lockheed
Project Number: [none]

Work Order Number: A1A1157

Received on Ice (Y/N): Yes Temp: 3 °C

Metals and Metalloids; EPA SW846 Series - Batch Quality Control

Analyte(s)	Result	RDL	MDL	Units	Spike Level	Source Result	%REC	%REC Limits	RPD	RPD Limit	Flag
Batch 1A18039 - EPA 200.2 SOP M02C											
Blank (1A18039-BLK1)					Prepared & Analyzed: 01/19/11						
Iron	22.7	20	2.3	ug/L							QBLK
LCS (1A18039-BS1)					Prepared & Analyzed: 01/19/11						
Iron	611	20	2.3	ug/L	583		105	85-115			
Matrix Spike (1A18039-MS1)				**Source: A1A1282-02**	Prepared & Analyzed: 01/19/11						
Iron	839	20	2.3	ug/L	583	189	112	75-125			
Matrix Spike Dup (1A18039-MSD1)				**Source: A1A1282-02**	Prepared & Analyzed: 01/19/11						
Iron	843	20	2.3	ug/L	583	189	112	75-125	0.462	20	
Batch 1A18040 - EPA 200.2 SOP M02C											
Blank (1A18040-BLK1)					Prepared & Analyzed: 01/19/11						
Manganese	ND	10	0.24	ug/L							
LCS (1A18040-BS1)					Prepared & Analyzed: 01/19/11						
Manganese	1030	10	0.24	ug/L	1000		102	85-115			
Matrix Spike (1A18040-MS1)				**Source: A1A1289-02**	Prepared & Analyzed: 01/19/11						
Manganese	1010	10	0.24	ug/L	1000	15.3	99.5	75-125			
Matrix Spike Dup (1A18040-MSD1)				**Source: A1A1289-02**	Prepared & Analyzed: 01/19/11						
Manganese	1050	10	0.24	ug/L	1000	15.3	103	75-125	3.34	20	

Client Name: Tetra Tech, Inc. - San Bernardino
Contact: Mark Feldman
Address: 301 E. Vanderbilt Way Suite 450
San Bernardino, CA 92408

Report Date: 02-Feb-2011

Project Name: Tetra-Tech Lockheed
Project Number: [none]

Work Order Number: A1A1157

Received on Ice (Y/N): Yes Temp: 3 °C

Volatile Organic Compounds by EPA 8260B - Batch Quality Control

Analyte(s)	Result	RDL	MDL	Units	Spike Level	Source Result	%REC	%REC Limits	RPD	RPD Limit	Flag
Batch 1A24003 - Purge and Trap											
Blank (1A24003-BLK1)					Prepared & Analyzed: 01/24/11						
1,1,1-Trichloroethane	ND	0.50	0.12	ug/L							
1,1,2,2-Tetrachloroethane	ND	0.50	0.29	ug/L							
1,1,2-Trichloroethane	ND	0.50	0.31	ug/L							
1,1-Dichloroethane	ND	0.50	0.098	ug/L							
1,1-Dichloroethene	ND	0.50	0.12	ug/L							
1,2,3-Trichloropropane	ND	0.50	0.29	ug/L							
1,2-Dichlorobenzene	ND	0.50	0.20	ug/L							
1,2-Dichloroethane	ND	0.50	0.21	ug/L							
1,2-Dichloropropane	ND	0.50	0.19	ug/L							
1,3-Dichlorobenzene	ND	0.50	0.15	ug/L							
1,4-Dichlorobenzene	ND	0.50	0.072	ug/L							
2-Butanone(MEK)	ND	3.0	1.2	ug/L							
2-Hexanone	ND	5.0	1.2	ug/L							
4-Methyl-2-Pentanone(MIBK)	ND	5.0	0.95	ug/L							
Acetone	ND	10	5.0	ug/L							
Benzene	ND	0.50	0.14	ug/L							
Bromodichloromethane	ND	0.50	0.11	ug/L							
Bromoform	ND	1.0	0.50	ug/L							
Bromomethane	ND	0.50	0.48	ug/L							
Carbon Disulfide	ND	0.50	0.36	ug/L							
Carbon Tetrachloride	ND	0.50	0.15	ug/L							
Chlorobenzene	ND	0.50	0.23	ug/L							
Chloroethane	ND	0.50	0.35	ug/L							
Chloroform	ND	0.50	0.46	ug/L							
Chloromethane	ND	0.50	0.36	ug/L							
cis-1,2-Dichloroethene	ND	0.50	0.18	ug/L							
cis-1,3-Dichloropropene	ND	0.50	0.30	ug/L							
Dibromochloromethane	ND	0.50	0.37	ug/L							
Ethylbenzene	ND	0.50	0.26	ug/L							
Methyl tert Butyl Ether	ND	5.0	0.43	ug/L							
Methylene Chloride	ND	3.0	0.15	ug/L							
Styrene	ND	0.50	0.22	ug/L							
Tetrachloroethene	ND	0.50	0.23	ug/L							
Toluene	ND	0.50	0.22	ug/L							
trans-1,2-Dichloroethene	ND	0.50	0.10	ug/L							
trans-1,3-Dichloropropene	ND	0.50	0.24	ug/L							

Client Name: Tetra Tech, Inc. - San Bernardino
Contact: Mark Feldman
Address: 301 E. Vanderbilt Way Suite 450
San Bernardino, CA 92408

Report Date: 02-Feb-2011

Project Name: Tetra-Tech Lockheed
Project Number: [none]

Work Order Number: A1A1157

Received on Ice (Y/N): Yes Temp: 3 °C

Volatile Organic Compounds by EPA 8260B - Batch Quality Control

Analyte(s)	Result	RDL	MDL	Units	Spike Level	Source Result	%REC	%REC Limits	RPD	RPD Limit	Flag
Batch 1A24003 - Purge and Trap											
Blank (1A24003-BLK1)					Prepared & Analyzed: 01/24/11						
Trichloroethene	ND	0.50	0.25	ug/L							
Trichlorofluoromethane	ND	5.0	0.16	ug/L							
Vinyl Acetate	ND	10	0.48	ug/L							
Vinyl Chloride	ND	0.50	0.13	ug/L							
Xylenes (m+p)	ND	0.50	0.36	ug/L							
Xylenes (ortho)	ND	0.50	0.41	ug/L							
1,4-Dioxane	ND	35	9.3	ug/L							
Surrogate: 1,2-Dichloroethane-d4	*9.97*			ug/L	*10.0*		*99.7*	*80-124*			
Surrogate: Bromofluorobenzene	*9.89*			ug/L	*10.0*		*98.9*	*80-120*			
Surrogate: Toluene-d8	*9.79*			ug/L	*10.0*		*97.9*	*80-120*			
LCS (1A24003-BS1)					Prepared & Analyzed: 01/24/11						
1,1-Dichloroethane	23.1	0.50	0.098	ug/L	25.0		92.5	70-130			
1,1-Dichloroethene	24.2	0.50	0.12	ug/L	25.0		96.9	70-130			
1,4-Dichlorobenzene	25.5	0.50	0.072	ug/L	25.0		102	70-130			
Benzene	24.2	0.50	0.14	ug/L	25.0		96.6	70-130			
Bromodichloromethane	25.0	0.50	0.11	ug/L	25.0		99.8	70-130			
Bromoform	24.7	1.0	0.50	ug/L	25.0		98.8	70-130			
Chloroform	24.9	0.50	0.46	ug/L	25.0		99.8	70-130			
Dibromochloromethane	26.4	0.50	0.37	ug/L	25.0		105	70-130			
Ethylbenzene	24.4	0.50	0.26	ug/L	25.0		97.5	70-130			
Methyl tert Butyl Ether	24.1	5.0	0.43	ug/L	25.0		96.4	70-130			
Tetrachloroethene	24.1	0.50	0.23	ug/L	25.0		96.3	70-130			
Toluene	23.9	0.50	0.22	ug/L	25.0		95.5	70-130			
Trichloroethene	24.6	0.50	0.25	ug/L	25.0		98.4	70-130			
Vinyl Chloride	23.9	0.50	0.13	ug/L	25.0		95.6	70-130			
Xylenes (m+p)	49.7	0.50	0.36	ug/L	50.0		99.3	70-130			
Xylenes (ortho)	24.9	0.50	0.41	ug/L	25.0		99.5	70-130			
Surrogate: 1,2-Dichloroethane-d4	*9.98*			ug/L	*10.0*		*99.8*	*80-124*			
Surrogate: Bromofluorobenzene	*9.52*			ug/L	*10.0*		*95.2*	*80-120*			
Surrogate: Toluene-d8	*9.83*			ug/L	*10.0*		*98.3*	*80-120*			

E.S.BABCOCK&Sons,Inc.
Environmental Laboratories est 1906

Client Name: Tetra Tech, Inc. - San Bernardino
Contact: Mark Feldman
Address: 301 E. Vanderbilt Way Suite 450
San Bernardino, CA 92408

Report Date: 02-Feb-2011

Project Name: Tetra-Tech Lockheed
Project Number: [none]

Work Order Number: A1A1157

Received on Ice (Y/N): Yes Temp: 3 °C

Volatile Organic Compounds by EPA 8260B - Batch Quality Control

Analyte(s)	Result	RDL	MDL	Units	Spike Level	Source Result	%REC	%REC Limits	RPD	RPD Limit	Flag
Batch 1A24003 - Purge and Trap											
LCS Dup (1A24003-BSD1)					Prepared & Analyzed: 01/24/11						
1,1-Dichloroethane	22.2	0.50	0.098	ug/L	25.0		88.9	70-130	3.97	20	
1,1-Dichloroethene	23.1	0.50	0.12	ug/L	25.0		92.4	70-130	4.73	20	
1,4-Dichlorobenzene	24.6	0.50	0.072	ug/L	25.0		98.4	70-130	3.48	20	
Benzene	23.3	0.50	0.14	ug/L	25.0		93.0	70-130	3.75	20	
Bromodichloromethane	24.4	0.50	0.11	ug/L	25.0		97.5	70-130	2.39	20	
Bromoform	23.8	1.0	0.50	ug/L	25.0		95.4	70-130	3.54	20	
Chloroform	24.0	0.50	0.46	ug/L	25.0		96.0	70-130	3.88	20	
Dibromochloromethane	25.9	0.50	0.37	ug/L	25.0		104	70-130	1.80	20	
Ethylbenzene	23.9	0.50	0.26	ug/L	25.0		95.7	70-130	1.82	20	
Methyl tert Butyl Ether	23.6	5.0	0.43	ug/L	25.0		94.2	70-130	2.27	20	
Tetrachloroethene	23.8	0.50	0.23	ug/L	25.0		95.2	70-130	1.09	20	
Toluene	23.6	0.50	0.22	ug/L	25.0		94.5	70-130	1.09	20	
Trichloroethene	24.1	0.50	0.25	ug/L	25.0		96.3	70-130	2.22	20	
Vinyl Chloride	22.8	0.50	0.13	ug/L	25.0		91.0	70-130	4.89	20	
Xylenes (m+p)	49.2	0.50	0.36	ug/L	50.0		98.4	70-130	0.951	20	
Xylenes (ortho)	24.4	0.50	0.41	ug/L	25.0		97.4	70-130	2.15	20	
Surrogate: 1,2-Dichloroethane-d4	*9.75*			ug/L	*10.0*		*97.5*	*80-124*			
Surrogate: Bromofluorobenzene	*9.73*			ug/L	*10.0*		*97.3*	*80-120*			
Surrogate: Toluene-d8	*9.90*			ug/L	*10.0*		*99.0*	*80-120*			
Matrix Spike (1A24003-MS1)				**Source: A1A1282-02**	Prepared & Analyzed: 01/24/11						
1,1-Dichloroethane	24.8	0.50	0.098	ug/L	25.0	ND	99.1	70-130			
1,1-Dichloroethene	26.2	0.50	0.12	ug/L	25.0	ND	105	70-130			
1,4-Dichlorobenzene	26.9	0.50	0.072	ug/L	25.0	ND	107	70-130			
Benzene	25.7	0.50	0.14	ug/L	25.0	ND	103	70-130			
Bromodichloromethane	26.3	0.50	0.11	ug/L	25.0	ND	105	70-130			
Bromoform	25.8	1.0	0.50	ug/L	25.0	ND	103	70-130			
Chloroform	26.2	0.50	0.46	ug/L	25.0	ND	105	70-130			
Dibromochloromethane	27.1	0.50	0.37	ug/L	25.0	ND	108	70-130			
Ethylbenzene	25.9	0.50	0.26	ug/L	25.0	ND	104	70-130			
Methyl tert Butyl Ether	25.1	5.0	0.43	ug/L	25.0	ND	100	70-130			
Tetrachloroethene	26.0	0.50	0.23	ug/L	25.0	ND	104	70-130			
Toluene	25.6	0.50	0.22	ug/L	25.0	ND	103	70-130			
Trichloroethene	26.6	0.50	0.25	ug/L	25.0	ND	106	70-130			
Vinyl Chloride	25.8	0.50	0.13	ug/L	25.0	ND	103	70-130			
Xylenes (m+p)	52.9	0.50	0.36	ug/L	50.0	ND	106	70-130			
Xylenes (ortho)	26.3	0.50	0.41	ug/L	25.0	ND	105	70-130			

Client Name: Tetra Tech, Inc. - San Bernardino
Contact: Mark Feldman
Address: 301 E. Vanderbilt Way Suite 450
San Bernardino, CA 92408

Report Date: 02-Feb-2011

Project Name: Tetra-Tech Lockheed
Project Number: [none]

Work Order Number: A1A1157

Received on Ice (Y/N): Yes Temp: 3 °C

Volatile Organic Compounds by EPA 8260B - Batch Quality Control

Analyte(s)	Result	RDL	MDL	Units	Spike Level	Source Result	%REC	%REC Limits	RPD	RPD Limit	Flag
Batch 1A24003 - Purge and Trap											
Matrix Spike (1A24003-MS1)			**Source: A1A1282-02**		Prepared & Analyzed: 01/24/11						
Surrogate: 1,2-Dichloroethane-d4	*9.80*			ug/L	*10.0*		*98.0*	*80-124*			
Surrogate: Bromofluorobenzene	*9.65*			ug/L	*10.0*		*96.5*	*80-120*			
Surrogate: Toluene-d8	*9.81*			ug/L	*10.0*		*98.1*	*80-120*			
Matrix Spike Dup (1A24003-MSD1)			**Source: A1A1282-02**		Prepared & Analyzed: 01/24/11						
1,1-Dichloroethane	25.7	0.50	0.098	ug/L	25.0	ND	103	70-130	3.53	40	
1,1-Dichloroethene	27.5	0.50	0.12	ug/L	25.0	ND	110	70-130	4.76	40	
1,4-Dichlorobenzene	27.8	0.50	0.072	ug/L	25.0	ND	111	70-130	3.30	40	
Benzene	27.0	0.50	0.14	ug/L	25.0	ND	108	70-130	4.94	40	
Bromodichloromethane	26.9	0.50	0.11	ug/L	25.0	ND	108	70-130	2.44	40	
Bromoform	26.4	1.0	0.50	ug/L	25.0	ND	106	70-130	2.22	40	
Chloroform	27.5	0.50	0.46	ug/L	25.0	ND	110	70-130	5.03	40	
Dibromochloromethane	28.6	0.50	0.37	ug/L	25.0	ND	114	70-130	5.35	40	
Ethylbenzene	27.1	0.50	0.26	ug/L	25.0	ND	108	70-130	4.61	40	
Methyl tert Butyl Ether	26.5	5.0	0.43	ug/L	25.0	ND	106	70-130	5.47	40	
Tetrachloroethene	26.8	0.50	0.23	ug/L	25.0	ND	107	70-130	3.03	40	
Toluene	26.5	0.50	0.22	ug/L	25.0	ND	106	70-130	3.18	40	
Trichloroethene	27.6	0.50	0.25	ug/L	25.0	ND	110	70-130	3.77	40	
Vinyl Chloride	26.8	0.50	0.13	ug/L	25.0	ND	107	70-130	4.11	40	
Xylenes (m+p)	55.0	0.50	0.36	ug/L	50.0	ND	110	70-130	3.86	40	
Xylenes (ortho)	27.3	0.50	0.41	ug/L	25.0	ND	109	70-130	3.65	40	
Surrogate: 1,2-Dichloroethane-d4	*10.1*			ug/L	*10.0*		*101*	*80-124*			
Surrogate: Bromofluorobenzene	*9.68*			ug/L	*10.0*		*96.8*	*80-120*			
Surrogate: Toluene-d8	*9.82*			ug/L	*10.0*		*98.2*	*80-120*			

Client Name: Tetra Tech, Inc. - San Bernardino
Contact: Mark Feldman
Address: 301 E. Vanderbilt Way Suite 450
San Bernardino, CA 92408

Report Date: 02-Feb-2011

Project Name: Tetra-Tech Lockheed
Project Number: [none]

Work Order Number: A1A1157

Received on Ice (Y/N): Yes Temp: 3 °C

Semivolatile Organic Compounds by EPA 8270C SIM - Batch Quality Control

Analyte(s)	Result	RDL	MDL	Units	Spike Level	Source Result	%REC	%REC Limits	RPD	RPD Limit	Flag
Batch 1A15002 - EPA 3520C											
Blank (1A15002-BLK1)					Prepared: 01/15/11 Analyzed: 01/19/11						
1,4-Dioxane	ND	0.20	0.10	ug/L							
LCS (1A15002-BS1)					Prepared: 01/15/11 Analyzed: 01/19/11						
1,4-Dioxane	1.06	0.20	0.10	ug/L	1.00		106	85-115			
LCS Dup (1A15002-BSD1)					Prepared: 01/15/11 Analyzed: 01/19/11						
1,4-Dioxane	1.10	0.20	0.10	ug/L	1.00		110	85-115	3.70	20	
Matrix Spike (1A15002-MS1)			**Source: A1A0989-01**		Prepared: 01/15/11 Analyzed: 01/19/11						
1,4-Dioxane	1.12	0.20	0.10	ug/L	0.943	0.179	100	85-115			
Batch 1A23003 - EPA 3520C											
Blank (1A23003-BLK1)					Prepared: 01/23/11 Analyzed: 01/25/11						
1,4-Dioxane	ND	0.20	0.10	ug/L							
LCS (1A23003-BS1)					Prepared: 01/23/11 Analyzed: 01/25/11						
1,4-Dioxane	1.05	0.20	0.10	ug/L	1.00		105	85-115			
LCS Dup (1A23003-BSD1)					Prepared: 01/23/11 Analyzed: 01/25/11						
1,4-Dioxane	1.04	0.20	0.10	ug/L	1.00		104	85-115	0.957	20	
Matrix Spike (1A23003-MS1)			**Source: A1A0851-09RE**		Prepared: 01/23/11 Analyzed: 01/25/11						
1,4-Dioxane	574	2.0	1.0	ug/L	10.0	570	44.0	85-115			QM-5X

Client Name: Tetra Tech, Inc. - San Bernardino
Contact: Mark Feldman
Address: 301 E. Vanderbilt Way Suite 450
San Bernardino, CA 92408

Report Date: 02-Feb-2011

Project Name: Tetra-Tech Lockheed
Project Number: [none]

Work Order Number: A1A1157

Received on Ice (Y/N): Yes Temp: 3 °C

Notes and Definitions

A-01	See EPA 8270-SIM result for a more accurate quantitation of 1,4-Dioxane
J	Estimated value
N_HTd	Original sample was run within holding time. Due to matrix interference or high background level of analyte, the sample was diluted and reanalyzed. Reanalysis occurred outside EPA recommended holding time.
Nconf	Result(s) confirmed by re-analysis.
NOcal	The concentration indicated for this analyte is an estimated value above the calibration range of the instrument.
N-TOCd	Sample filtered and preserved at laboratory after 15 minute regulatory holding time.
PblkJ	The analyte was detected in the Method Blank at a concentration between the MDL and the MRL.
QBLK	The method blank did not meet laboratory acceptance criteria.
QFnt	The referenced sample did not require this QC analyte, so a follow-up is not needed.
QFpas	Follow-up result within laboratory acceptance criteria.
QM-5X	Due to analyte concentration greater than or equal to 5 times the spike concentration, recoveries for the MS and/or MSD did not meet laboratory acceptance criteria.
QMout	MS and/or MSD recovery did not meet laboratory acceptance criteria.
QRPDl	Analyte concentration was below range for valid RPD determination.
ND:	Analyte NOT DETECTED at or above the Method Detection Limit **(if MDL is reported)**, otherwise at or above the Reportable Detection Limit (RDL)
NR:	Not Reported
RDL:	Reportable Detection Limit
MDL:	Method Detection Limit

* / (Non-NELAP): NELAP does not offer accreditation for this analyte/method/matrix combination

E.S.BABCOCK&Sons,Inc.
Environmental Laboratories est 1906

Client Name:	Tetra Tech, Inc. - San Bernardino	Analytical Report:	Page 25 of 31
Contact:	Mark Feldman	Project Name:	Tetra-Tech Lockheed
Address:	301 E. Vanderbilt Way Suite 450 San Bernardino, CA 92408	Project Number:	[none]
		Work Order Number:	**A1A1157**
Report Date:	02-Feb-2011	Received on Ice (Y/N):	Yes Temp: 3 °C

Approval

Enclosed are the analytical results for the submitted sample(s). Babcock Laboratories certify the data presented as part of this report meet the minimum quality standards in the referenced analytical methods. Any exceptions have been noted. Babcock Laboratories and its officers and employees assume no responsibility and make no warranty, express or implied, for uses or interpretations made by any recipients, intended or unintended, of this report.

Lorenzo Rodriguez

Lorenzo (Z) Rodriguez

Project Manager

cc:

ESB_ mdl_PDF

E.S.BABCOCK&Sons,Inc.
Environmental Laboratories est 1906

Client Name: Tetra Tech, Inc. - San Bernardino
Contact: Mark Feldman
Address: 301 E. Vanderbilt Way Suite 450
San Bernardino, CA 92408

Report Date: 02-Feb-2011

Project Name: Tetra-Tech Lockheed
Project Number: [none]

Work Order Number: A1A1157

Received on Ice (Y/N): Yes Temp: 3 °C

microseeps
from insight comes solutions

Client Name: ES Babcock and Sons, Inc
Contact: Lorenzo Rodriguez
Address: 6100 Quail Valley
PO Box 432
Riverside, CA 92502-0432

Page: Page 1 of 4
Lab Proj #: P1101112
Report Date: 01/26/11
Client Proj Name: A1A1157
Client Proj #: A1A1157

Laboratory Results

Total pages in data package: 5

Lab Sample #	Client Sample ID
P1101112-01	LEB-011211
P1101112-02	EW-13

Microseeps test results meet all the requirements of the NELAC standards or provide reasons and/or justification if they do not.

Approved By: Heather Hauser (DH) ***Date:*** 1-27-11

Project Manager: Heather Hauser

The analytical results reported here are reliable and usable to the precision expressed in this report. As required by some regulating authorities, a full discussion of the uncertainty in our analytical results can be obtained at our web site or through customer service. Unless otherwise specified, all results are reported on a wet weight basis.

As a valued client we would appreciate your comments on our service.
Please call customer service at (412)826-5245 or email customerservice@microseeps.com.

Case Narrative:

220 William Pitt Way • Pittsburgh, PA 15238 • Tel 412-826-5245 • Fax 412-826-3433
website www.microseeps.com email info@microseeps.com

Client Name: Tetra Tech, Inc. - San Bernardino
Contact: Mark Feldman
Address: 301 E. Vanderbilt Way Suite 450
San Bernardino, CA 92408

Report Date: 02-Feb-2011

Project Name: Tetra-Tech Lockheed
Project Number: [none]

Work Order Number: A1A1157

Received on Ice (Y/N): Yes Temp: 3 °C

Client Name: ES Babcock and Sons, Inc
Contact: Lorenzo Rodriguez
Address: 6100 Quail Valley
PO Box 432
Riverside, CA 92502-0432

Lab Proj #: P1101112
Report Date: 01/26/11
Client Proj Name: A1A1157
Client Proj #: A1A1157

Sample Description	Matrix	Lab Sample #	Sampled Date/Time	Received
LEB-011211	Water	P1101112-01	12 Jan. 11 7:30	14 Jan. 11 10:05

Analyte(s)	Flag	Result	PQL	Units	Method #	Analysis Date	By
RiskAnalysis							
N Ethane	J	0.08	0.10	ug/L	RSK-175	1/25/11	gt
N Ethene	J	0.04	0.10	ug/L	RSK-175	1/25/11	gt
N Methane		0.11	0.10	ug/L	RSK-175	1/25/11	gt

PA02-00538

Data Qualifiers: J - estimated value, U - Non detect, R - Poor surrogate recovery, M - Recovery/RPD poor for MS/MSD, SAMP/DUP, B - detected in blank, S - field sample as received did not meet NELAC sample acceptance criteria, L - Subcontracted Lab used, N - NELAC certified analysis

MICROSEEPS

Client Name: Tetra Tech, Inc. - San Bernardino
Contact: Mark Feldman
Address: 301 E. Vanderbilt Way Suite 450
San Bernardino, CA 92408

Report Date: 02-Feb-2011

Analytical Report: Page 28 of 31
Project Name: Tetra-Tech Lockheed
Project Number: [none]

Work Order Number: A1A1157

Received on Ice (Y/N): Yes Temp: 3 °C

Client Name: ES Babcock and Sons, Inc
Contact: Lorenzo Rodriguez
Address: 6100 Quail Valley
PO Box 432
Riverside, CA 92502-0432

Page: Page 3 of 4
Lab Proj #: P1101112
Report Date: 01/26/11
Client Proj Name: A1A1157
Client Proj #: A1A1157

Sample Description	Matrix	Lab Sample #	Sampled Date/Time	Received
EW-13	Water	P1101112-02	12 Jan. 11 9:28	14 Jan. 11 10:05

Analyte(s)	Flag	Result	PQL	Units	Method #	Analysis Date	By
RiskAnalysis							
N Ethane		11.00	0.10	ug/L	RSK-175	1/25/11	gt
N Ethene		14.00	0.10	ug/L	RSK-175	1/25/11	gt
N Methane		23.00	0.10	ug/L	RSK-175	1/25/11	gt

PA02-00538

Data Qualifiers: J - estimated value, U - Non detect, R - Poor surrogate recovery, M - Recovery/RPD poor for MS/MSD, SAMP/DUP, B - detected in blank, S - field sample as received did not meet NELAC sample acceptance criteria, L - Subcontracted Lab used, N - NELAC certified analysis

MICROSEEPS

Client Name: Tetra Tech, Inc. - San Bernardino
Contact: Mark Feldman
Address: 301 E. Vanderbilt Way Suite 450
San Bernardino, CA 92408

Report Date: 02-Feb-2011

Analytical Report: Page 29 of 31
Project Name: Tetra-Tech Lockheed
Project Number: [none]

Work Order Number: A1A1157

Received on Ice (Y/N): Yes Temp: 3 °C

Client Name: ES Babcock and Sons, Inc
Contact: Lorenzo Rodriguez
Address: 6100 Quail Valley
PO Box 432
Riverside, CA 92502-0432

Page: Page 4 of 4
Lab Proj #: P1101112
Report Date: 01/26/11
Client Proj Name: A1A1157
Client Proj #: A1A1157

Prep Method: Light Hydrocarbons (C1-C4) in Water
Analysis Method: Light Hydrocarbons (C1-C4) in Water

M110126007-MB

	Result		TrueSpikeConc.	RDL	%Recovery	Ctl Limits
Methane	0.08	ug/L		0.10		- NA
Ethane	< 0.10	ug/L		0.10		- NA
Ethene	< 0.10	ug/L		0.10		- NA

M110126007-LCS

	Result		TrueSpikeConc.	%Recovery	Ctl Limits
Methane	47.00	ug/L	48.40	97.00	85 - 115
Ethane	86.00	ug/L	90.00	96.00	85 - 115
Ethene	79.00	ug/L	81.60	97.00	85 - 115

M110126007-LCSD

	Result		TrueSpikeConc.	%Recovery	Ctl Limits	RPD	RPD Ctl Limits
Methane	47.00	ug/L	48.40	97.00	85 - 115	0.00	0 - 20
Ethane	88.00	ug/L	90.00	98.00	85 - 115	2.30	0 - 20
Ethene	82.00	ug/L	81.60	100.00	85 - 115	3.73	0 - 20

P1101112-02A-DUP

	Result		TrueSpikeConc.	%Recovery	Ctl Limits	RPD	RPD Ctl Limits
Methane	23.00	ug/L			- NA	0.00	0 - 20
Ethane	12.00	ug/L			- NA	8.70	0 - 20
Ethene	14.00	ug/L			- NA	0.00	0 - 20

Outlined Results indicate results outside of Control limits

PA02-00538

Data Qualifiers: J - estimated value, U - Non detect, R - Poor surrogate recovery, M - Recovery/RPD poor for MS/MSD, SAMP/DUP, B - detected in blank, S - field sample as received did not meet NELAC sample acceptance criteria, L - Subcontracted Lab used, N - NELAC certified analysis

MICROSEEPS

Client Name: Tetra Tech, Inc. - San Bernardino
Contact: Mark Feldman
Address: 301 E. Vanderbilt Way Suite 450
San Bernardino, CA 92408

Report Date: 02-Feb-2011

Project Name: Tetra-Tech Lockheed
Project Number: [none]

Work Order Number: A1A1157

Received on Ice (Y/N): Yes Temp: 3 °C

Tracking # = 17 578 1X9 01 4790 9386

Printed: 1/13/2011 11:56

P 1/10/11

SUBCONTRACT ORDER
E.S. Babcock & Sons, Inc.
A1A1157

SENDING LABORATORY:
E.S. Babcock & Sons, Inc.
P. O. Box 432
Riverside, CA 92502-0432
Phone: (951) 653-3351
Fax: (951) 653-1662
Project Manager: Lorenzo (Z) Rodriguez

RECEIVING LABORATORY:
Microseeps - Subcontract
220 William Pitt Way
Pittsburgh, PA 15238
Phone :(800) 659-2887
Fax: -

Need QC, J-Flag, Special EDD. LJC to email RUSH results and final PDF. All soilds report Dry Wt. Basis. All invoices for REVIEW prior to mailing. MONTHLY BILLING Email individual invoices to tes.sbo.ap@tetratech.com Login in-house & subcotract on same WO#

Analysis	Due	Expires Regulatory Days Past Date Sampled	Laboratory ID	Comments
Sample ID: A1A1157-01	**Liquid**	**Sampled:01/12/11 07:30**	**LEB-011211**	***Proj.No.:*[none]**
Subout_01	01/27/11 17:00	01/22/11 07:30	J-flags RSK175 - Methane, Ethane, Ethene	
Containers Supplied:				
Voa Vial -Unpres (I)	Voa Vial -Unpres (J)			
Sample ID: A1A1157-03	**Liquid**	**Sampled:01/12/11 09:28**	**EW-13**	***Proj.No.:*[none]**
Subout_01	01/27/11 17:00	01/22/11 09:28	J-flags RSK175 - Methane, Ethane, Ethene	
Containers Supplied:				
Voa Vial -Unpres (I)	Voa Vial -Unpres (J)			

All Containers Intact: _____ Yes _____ No Samples Preserved Properly: _____ Yes _____ No

Samples Received at 4 °C DJ 1/14 Sample Lables / COC Agree: _____ Yes _____ No Custody Seals Present: _____ Yes _____ No

Please forward all acknowledgements of sample receipt, final reports and invoices to data@babcocklabs.com
NO HARDCOPIES PLEASE.

Released By	Date	Received By	Date
elizabeth mata	1-13-11		1/14/11
Released By	Date	Received By	Date

E.S.BABCOCK&Sons,Inc.
Environmental Laboratories est 1906

Client Name: Tetra Tech, Inc. - San Bernardino
Contact: Mark Feldman
Address: 301 E. Vanderbilt Way Suite 450
San Bernardino, CA 92408

Report Date: 02-Feb-2011

Analytical Report: Page 31 of 31
Project Name: Tetra-Tech Lockheed
Project Number: [none]

Work Order Number: A1A1157

Received on Ice (Y/N): Yes Temp: 3 °C

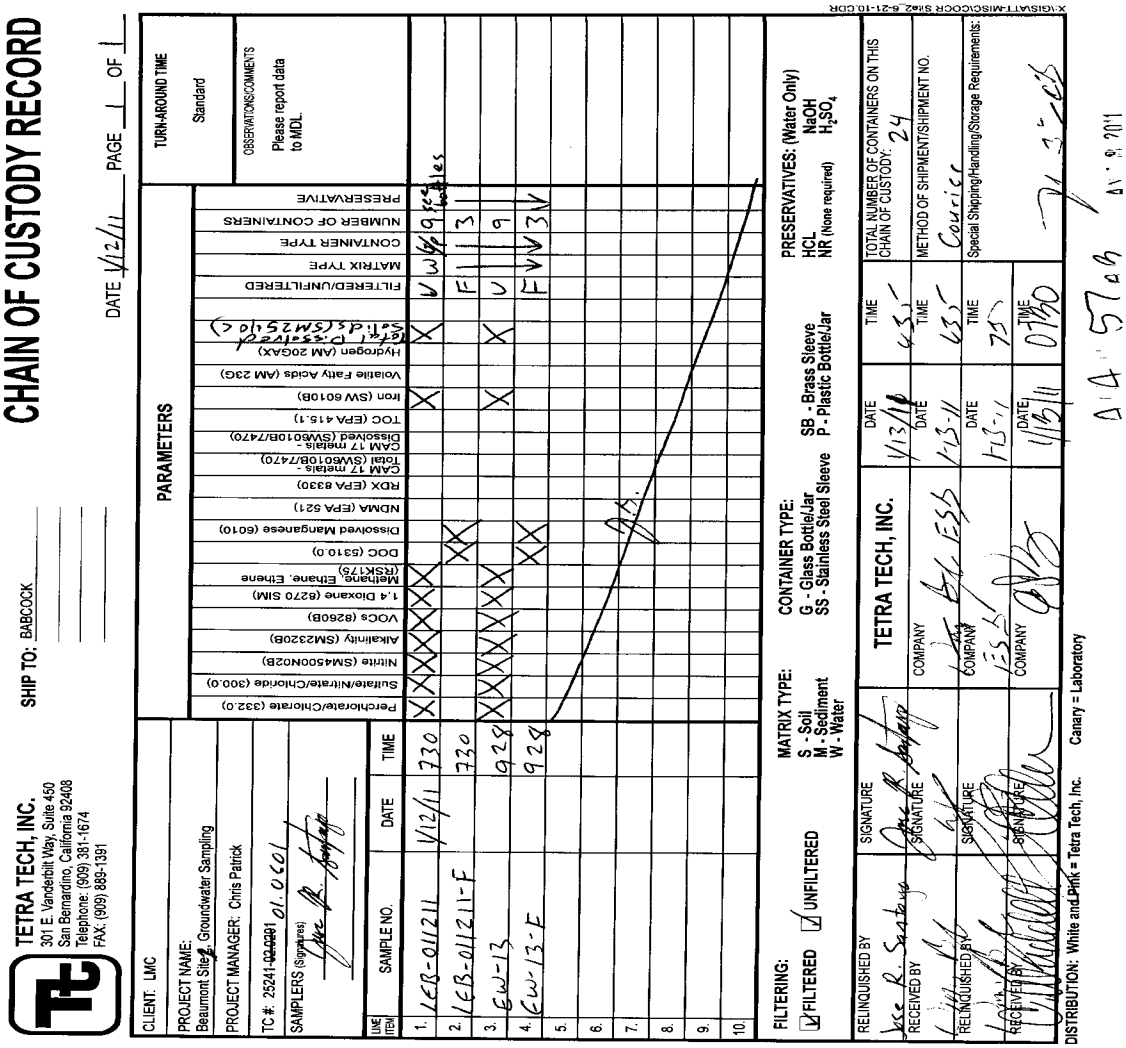

E.S.BABCOCK&Sons,Inc.
Environmental Laboratories est 1906

Client Name: Tetra Tech, Inc. - San Bernardino
Contact: Mark Feldman
Address: 301 E. Vanderbilt Way Suite 450
San Bernardino, CA 92408

Report Date: 02-Feb-2011

Project Name: Tetra-Tech Lockheed
Project Number: [none]

Work Order Number: A1A1161

Received on Ice (Y/N): Yes Temp: 3 °C

Attached is the analytical report for the sample(s) received for your project. Below is a list of the individual sample descriptions with the corresponding laboratory number(s). Also, enclosed is a copy of the Chain of Custody document (if received with your sample(s)). Please note any unused portion of the sample(s) may be responsibly discarded after 30 days from the above report date, unless you have requested otherwise.

Thank you for the opportunity to serve your analytical needs. If you have any questions or concerns regarding this report please contact our client service department.

Sample Identification

Lab Sample #	Client Sample ID	Matrix	Date Sampled	By	Date Submitted	By
A1A1161-01	LTB-011211 Beaumont Site 1, GW Sampling	Liquid	01/12/11 07:00	Jose R. Santoya	01/13/11 07:30	William Bayle
A1A1161-02	MW-61C Beaumont Site 1, GW Sampling	Liquid	01/12/11 09:53	Jose R. Santoya	01/13/11 07:30	William Bayle
A1A1161-03	MW-61C-F Beaumont Site 1, GW Sampling	Liquid	01/12/11 09:53	Jose R. Santoya	01/13/11 07:30	William Bayle

Note: Analyses RSK-175 and AM20GAX were subcontracted to Microseeps. Microseeps data begins to appear on page 22.

E.S.BABCOCK&Sons,Inc.
Environmental Laboratories est 1906

Client Name: Tetra Tech, Inc. - San Bernardino
Contact: Mark Feldman
Address: 301 E. Vanderbilt Way Suite 450
San Bernardino, CA 92408

Report Date: 02-Feb-2011

Project Name: Tetra-Tech Lockheed
Project Number: [none]

Work Order Number: A1A1161

Received on Ice (Y/N): Yes Temp: 3 °C

Laboratory Reference Number
A1A1161-01

Sample Description	Matrix	Sampled Date/Time	Received Date/Time
LTB-011211 Beaumont Site 1, GW Sampling	Liquid	01/12/11 07:00	01/13/11 7:30

Analyte(s)	Result	RDL	MDL	Units	Method	Analysis Date	Analyst	Flag
Volatile Organic Compounds by EPA 8260B								
1,1,1-Trichloroethane	ND	0.50	0.12	ug/L	EPA 8260B	01/24/11 21:56	eec	
1,1,2,2-Tetrachloroethane	ND	0.50	0.29	ug/L	EPA 8260B	01/24/11 21:56	eec	
1,1,2-Trichloroethane	ND	0.50	0.31	ug/L	EPA 8260B	01/24/11 21:56	eec	
1,1-Dichloroethane	ND	0.50	0.098	ug/L	EPA 8260B	01/24/11 21:56	eec	
1,1-Dichloroethene	ND	0.50	0.12	ug/L	EPA 8260B	01/24/11 21:56	eec	
1,2,3-Trichloropropane	ND	0.50	0.29	ug/L	EPA 8260B	01/24/11 21:56	eec	
1,2-Dichlorobenzene	ND	0.50	0.20	ug/L	EPA 8260B	01/24/11 21:56	eec	
1,2-Dichloroethane	ND	0.50	0.21	ug/L	EPA 8260B	01/24/11 21:56	eec	
1,2-Dichloropropane	ND	0.50	0.19	ug/L	EPA 8260B	01/24/11 21:56	eec	
1,3-Dichlorobenzene	ND	0.50	0.15	ug/L	EPA 8260B	01/24/11 21:56	eec	
1,4-Dichlorobenzene	ND	0.50	0.072	ug/L	EPA 8260B	01/24/11 21:56	eec	
2-Butanone(MEK)	ND	3.0	1.2	ug/L	EPA 8260B	01/24/11 21:56	eec	
2-Hexanone	ND	5.0	1.2	ug/L	EPA 8260B	01/24/11 21:56	eec	
4-Methyl-2-Pentanone(MIBK)	ND	5.0	0.95	ug/L	EPA 8260B	01/24/11 21:56	eec	
Acetone	ND	10	5.0	ug/L	EPA 8260B	01/24/11 21:56	eec	
Benzene	ND	0.50	0.14	ug/L	EPA 8260B	01/24/11 21:56	eec	
Bromodichloromethane	ND	0.50	0.11	ug/L	EPA 8260B	01/24/11 21:56	eec	
Bromoform	ND	1.0	0.50	ug/L	EPA 8260B	01/24/11 21:56	eec	
Bromomethane	ND	0.50	0.48	ug/L	EPA 8260B	01/24/11 21:56	eec	
Carbon Disulfide	ND	0.50	0.36	ug/L	EPA 8260B	01/24/11 21:56	eec	
Carbon Tetrachloride	ND	0.50	0.15	ug/L	EPA 8260B	01/24/11 21:56	eec	
Chlorobenzene	ND	0.50	0.23	ug/L	EPA 8260B	01/24/11 21:56	eec	
Chloroethane	ND	0.50	0.35	ug/L	EPA 8260B	01/24/11 21:56	eec	
Chloroform	ND	0.50	0.46	ug/L	EPA 8260B	01/24/11 21:56	eec	
Chloromethane	ND	0.50	0.36	ug/L	EPA 8260B	01/24/11 21:56	eec	
cis-1,2-Dichloroethene	ND	0.50	0.18	ug/L	EPA 8260B	01/24/11 21:56	eec	
cis-1,3-Dichloropropene	ND	0.50	0.30	ug/L	EPA 8260B	01/24/11 21:56	eec	
Dibromochloromethane	ND	0.50	0.37	ug/L	EPA 8260B	01/24/11 21:56	eec	
Ethylbenzene	ND	0.50	0.26	ug/L	EPA 8260B	01/24/11 21:56	eec	
Methyl tert Butyl Ether	ND	5.0	0.43	ug/L	EPA 8260B	01/24/11 21:56	eec	
Methylene Chloride	0.28	3.0	0.15	ug/L	EPA 8260B	01/24/11 21:56	eec	J
Styrene	ND	0.50	0.22	ug/L	EPA 8260B	01/24/11 21:56	eec	
Tetrachloroethene	ND	0.50	0.23	ug/L	EPA 8260B	01/24/11 21:56	eec	

E.S.BABCOCK&Sons,Inc.
Environmental Laboratories est 1906

Client Name: Tetra Tech, Inc. - San Bernardino
Contact: Mark Feldman
Address: 301 E. Vanderbilt Way Suite 450
San Bernardino, CA 92408

Report Date: 02-Feb-2011

Project Name: Tetra-Tech Lockheed
Project Number: [none]

Work Order Number: A1A1161

Received on Ice (Y/N): Yes Temp: 3 °C

Laboratory Reference Number
A1A1161-01

Sample Description	Matrix	Sampled Date/Time	Received Date/Time
LTB-011211 Beaumont Site 1, GW Sampling	Liquid	01/12/11 07:00	01/13/11 7:30

Analyte(s)	Result		RDL	MDL	Units	Method	Analysis Date	Analyst	Flag
Volatile Organic Compounds by EPA 8260B									
Toluene	ND		0.50	0.22	ug/L	EPA 8260B	01/24/11 21:56	eec	
trans-1,2-Dichloroethene	ND		0.50	0.10	ug/L	EPA 8260B	01/24/11 21:56	eec	
trans-1,3-Dichloropropene	ND		0.50	0.24	ug/L	EPA 8260B	01/24/11 21:56	eec	
Trichloroethene	ND		0.50	0.25	ug/L	EPA 8260B	01/24/11 21:56	eec	
Trichlorofluoromethane	ND		5.0	0.16	ug/L	EPA 8260B	01/24/11 21:56	eec	
Vinyl Acetate	ND		10	0.48	ug/L	EPA 8260B	01/24/11 21:56	eec	
Vinyl Chloride	ND		0.50	0.13	ug/L	EPA 8260B	01/24/11 21:56	eec	
Xylenes (m+p)	ND		0.50	0.36	ug/L	EPA 8260B	01/24/11 21:56	eec	
Xylenes (ortho)	ND		0.50	0.41	ug/L	EPA 8260B	01/24/11 21:56	eec	
1,4-Dioxane	ND		35	9.3	ug/L	EPA 8260B	01/24/11 21:56	eec	
Surrogate: 1,2-Dichloroethane-d4	102	%	80-124			EPA 8260B	01/24/11 21:56	eec	
Surrogate: Bromofluorobenzene	99.3	%	80-120			EPA 8260B	01/24/11 21:56	eec	
Surrogate: Toluene-d8	97.8	%	80-120			EPA 8260B	01/24/11 21:56	eec	

E.S.BABCOCK&Sons,Inc.
Environmental Laboratories est 1906

Client Name: Tetra Tech, Inc. - San Bernardino
Contact: Mark Feldman
Address: 301 E. Vanderbilt Way Suite 450
San Bernardino, CA 92408

Report Date: 02-Feb-2011

Project Name: Tetra-Tech Lockheed
Project Number: [none]

Work Order Number: A1A1161

Received on Ice (Y/N): Yes Temp: 3 °C

Laboratory Reference Number
A1A1161-02

Sample Description	Matrix	Sampled Date/Time	Received Date/Time
MW-61C Beaumont Site 1, GW Sampling	Liquid	01/12/11 09:53	01/13/11 7:30

Analyte(s)	Result	RDL	MDL	Units	Method	Analysis Date	Analyst	Flag
Anions								
Total Alkalinity	98	3.0	1.7	mg/L	SM 2320B	01/19/11 12:45	lgt	
Hydroxide	ND	3.0	1.7	mg/L	SM 2320B	01/19/11 12:45	lgt	
Carbonate	ND	3.0	1.7	mg/L	SM 2320B	01/19/11 12:45	lgt	
Bicarbonate	120	3.0	1.7	mg/L	SM 2320B	01/19/11 12:45	lgt	
Chloride	16	1.0	0.50	mg/L	EPA 300.0	01/14/11 21:54	SS	
Sulfate	7.6	0.50	0.37	mg/L	EPA 300.0	01/13/11 23:09	ss	
Nitrate as N	0.34	0.20	0.11	mg/L	EPA 300.0	01/13/11 23:09	ss	
Solids								
Total Dissolved Solids	170	20	11	mg/L	SM 2540C	01/17/11 21:00	srp	
Oxyhalides								
Chlorate	ND	500	500	ug/L*	EPA 332.0-M	01/19/11 16:40	aa	N_RLm
General Inorganics								
Perchlorate	3000	50	35	ug/L*	EPA 332.0	01/19/11 16:40	aa	
Nutrients								
Nitrite as N	ND	0.10	0.017	mg/L	SM 4500NO2 B	01/13/11 22:45	ara	
Metals and Metalloids; EPA SW846 Series								
Iron	3.4	20	2.3	ug/L	EPA 6010B	01/19/11 18:09	lmt	PblkJ, J
Volatile Organic Compounds by EPA 8260B								
1,1,1-Trichloroethane	0.13	0.50	0.12	ug/L	EPA 8260B	01/25/11 15:17	eec	J
1,1,2,2-Tetrachloroethane	ND	0.50	0.29	ug/L	EPA 8260B	01/25/11 15:17	eec	
1,1,2-Trichloroethane	0.35	0.50	0.31	ug/L	EPA 8260B	01/25/11 15:17	eec	J
1,1-Dichloroethane	4.2	0.50	0.098	ug/L	EPA 8260B	01/25/11 15:17	eec	
1,1-Dichloroethene	170	5.0	1.2	ug/L	EPA 8260B	01/25/11 09:29	eec	
1,2,3-Trichloropropane	ND	0.50	0.29	ug/L	EPA 8260B	01/25/11 15:17	eec	
1,2-Dichlorobenzene	ND	0.50	0.20	ug/L	EPA 8260B	01/25/11 15:17	eec	
1,2-Dichloroethane	3.3	0.50	0.21	ug/L	EPA 8260B	01/25/11 15:17	eec	
1,2-Dichloropropane	ND	0.50	0.19	ug/L	EPA 8260B	01/25/11 15:17	eec	
1,3-Dichlorobenzene	ND	0.50	0.15	ug/L	EPA 8260B	01/25/11 15:17	eec	
1,4-Dichlorobenzene	ND	0.50	0.072	ug/L	EPA 8260B	01/25/11 15:17	eec	

E.S.BABCOCK&Sons,Inc.
Environmental Laboratories est 1906

Client Name: Tetra Tech, Inc. - San Bernardino
Contact: Mark Feldman
Address: 301 E. Vanderbilt Way Suite 450
San Bernardino, CA 92408

Report Date: 02-Feb-2011

Project Name: Tetra-Tech Lockheed
Project Number: [none]

Work Order Number: A1A1161

Received on Ice (Y/N): Yes Temp: 3 °C

Laboratory Reference Number
A1A1161-02

Sample Description	Matrix	Sampled Date/Time	Received Date/Time
MW-61C Beaumont Site 1, GW Sampling	Liquid	01/12/11 09:53	01/13/11 7:30

Analyte(s)	Result	RDL	MDL	Units	Method	Analysis Date	Analyst	Flag
Volatile Organic Compounds by EPA 8260B								
2-Butanone(MEK)	ND	3.0	1.2	ug/L	EPA 8260B	01/25/11 15:17	eec	
2-Hexanone	ND	5.0	1.2	ug/L	EPA 8260B	01/25/11 15:17	eec	
4-Methyl-2-Pentanone(MIBK)	ND	5.0	0.95	ug/L	EPA 8260B	01/25/11 15:17	eec	
Acetone	ND	10	5.0	ug/L	EPA 8260B	01/25/11 15:17	eec	
Benzene	ND	0.50	0.14	ug/L	EPA 8260B	01/25/11 15:17	eec	
Bromodichloromethane	ND	0.50	0.11	ug/L	EPA 8260B	01/25/11 15:17	eec	
Bromoform	ND	1.0	0.50	ug/L	EPA 8260B	01/25/11 15:17	eec	
Bromomethane	ND	0.50	0.48	ug/L	EPA 8260B	01/25/11 15:17	eec	
Carbon Disulfide	0.42	0.50	0.36	ug/L	EPA 8260B	01/25/11 15:17	eec	J
Carbon Tetrachloride	ND	0.50	0.15	ug/L	EPA 8260B	01/25/11 15:17	eec	
Chlorobenzene	ND	0.50	0.23	ug/L	EPA 8260B	01/25/11 15:17	eec	
Chloroethane	ND	0.50	0.35	ug/L	EPA 8260B	01/25/11 15:17	eec	
Chloroform	1.2	0.50	0.46	ug/L	EPA 8260B	01/25/11 15:17	eec	
Chloromethane	ND	0.50	0.36	ug/L	EPA 8260B	01/25/11 15:17	eec	
cis-1,2-Dichloroethene	0.97	0.50	0.18	ug/L	EPA 8260B	01/25/11 15:17	eec	
cis-1,3-Dichloropropene	ND	0.50	0.30	ug/L	EPA 8260B	01/25/11 15:17	eec	
Dibromochloromethane	ND	0.50	0.37	ug/L	EPA 8260B	01/25/11 15:17	eec	
Ethylbenzene	ND	0.50	0.26	ug/L	EPA 8260B	01/25/11 15:17	eec	
Methyl tert Butyl Ether	ND	5.0	0.43	ug/L	EPA 8260B	01/25/11 15:17	eec	
Methylene Chloride	0.19	3.0	0.15	ug/L	EPA 8260B	01/25/11 15:17	eec	J
Styrene	ND	0.50	0.22	ug/L	EPA 8260B	01/25/11 15:17	eec	
Tetrachloroethene	ND	0.50	0.23	ug/L	EPA 8260B	01/25/11 15:17	eec	
Toluene	ND	0.50	0.22	ug/L	EPA 8260B	01/25/11 15:17	eec	
trans-1,2-Dichloroethene	ND	0.50	0.10	ug/L	EPA 8260B	01/25/11 15:17	eec	
trans-1,3-Dichloropropene	ND	0.50	0.24	ug/L	EPA 8260B	01/25/11 15:17	eec	
Trichloroethene	43	0.50	0.25	ug/L	EPA 8260B	01/25/11 15:17	eec	
Trichlorofluoromethane	ND	5.0	0.16	ug/L	EPA 8260B	01/25/11 15:17	eec	
Vinyl Acetate	ND	10	0.48	ug/L	EPA 8260B	01/25/11 15:17	eec	
Vinyl Chloride	ND	0.50	0.13	ug/L	EPA 8260B	01/25/11 15:17	eec	
Xylenes (m+p)	ND	0.50	0.36	ug/L	EPA 8260B	01/25/11 15:17	eec	
Xylenes (ortho)	ND	0.50	0.41	ug/L	EPA 8260B	01/25/11 15:17	eec	
1,4-Dioxane	10	35	9.3	ug/L	EPA 8260B	01/25/11 15:17	eec	J
Surrogate: 1,2-Dichloroethane-d4	104	% 80-124			EPA 8260B	01/25/11 15:17	eec	

Client Name: Tetra Tech, Inc. - San Bernardino
Contact: Mark Feldman
Address: 301 E. Vanderbilt Way Suite 450
San Bernardino, CA 92408

Report Date: 02-Feb-2011

Project Name: Tetra-Tech Lockheed
Project Number: [none]

Work Order Number: A1A1161

Received on Ice (Y/N): Yes Temp: 3 °C

Laboratory Reference Number

A1A1161-02

Sample Description	Matrix	Sampled Date/Time	Received Date/Time
MW-61C Beaumont Site 1, GW Sampling	Liquid	01/12/11 09:53	01/13/11 7:30

Analyte(s)	Result		RDL	MDL	Units	Method	Analysis Date	Analyst	Flag
Volatile Organic Compounds by EPA 8260B									
Surrogate: Bromofluorobenzene	102	%	80-120			EPA 8260B	01/25/11 15:17	eec	
Surrogate: Toluene-d8	98.7	%	80-120			EPA 8260B	01/25/11 15:17	eec	
Semivolatile Organic Compounds by EPA 8270C SIM									
1,4-Dioxane	8.9		0.20	0.10	ug/L	EPA8270C M	01/20/11 14:07	KOS	

E.S.BABCOCK&Sons,Inc.
Environmental Laboratories est 1906

Client Name: Tetra Tech, Inc. - San Bernardino
Contact: Mark Feldman
Address: 301 E. Vanderbilt Way Suite 450
San Bernardino, CA 92408

Report Date: 02-Feb-2011

Project Name: Tetra-Tech Lockheed
Project Number: [none]

Work Order Number: A1A1161

Received on Ice (Y/N): Yes Temp: 3 °C

Laboratory Reference Number

A1A1161-03

Sample Description	Matrix	Sampled Date/Time	Received Date/Time
MW-61C-F Beaumont Site 1, GW Sampling	Liquid	01/12/11 09:53	01/13/11 7:30

Analyte(s)	Result	RDL	MDL	Units	Method	Analysis Date	Analyst	Flag
Aggregate Organic Compounds								
Dissolved Organic Carbon	1.0	0.70	0.36	mg/L	SM 5310B	01/19/11 11:51	cmd	N-TOC
Metals and Metalloids; EPA SW846 Series								
Manganese	0.65	10	0.24	ug/L	EPA 6010B	01/19/11 15:17	lmt	J

Client Name: Tetra Tech, Inc. - San Bernardino
Contact: Mark Feldman
Address: 301 E. Vanderbilt Way Suite 450
San Bernardino, CA 92408

Report Date: 02-Feb-2011

Project Name: Tetra-Tech Lockheed
Project Number: [none]

Work Order Number: A1A1161

Received on Ice (Y/N): Yes Temp: 3 °C

Anions - Batch Quality Control

Analyte(s)	Result	RDL	MDL	Units	Spike Level	Source Result	%REC	%REC Limits	RPD	RPD Limit	Flag
Batch 1A13045 - Analyzed as received											
Blank (1A13045-BLK1)					Prepared & Analyzed: 01/13/11						
Sulfate	ND	0.50	0.37	mg/L							
Nitrate as N	ND	0.20	0.11	mg/L							
LCS (1A13045-BS1)					Prepared & Analyzed: 01/13/11						
Sulfate	49.0	0.50	0.37	mg/L	50.0		98.0	90-110			
Nitrate as N	11.6	0.20	0.11	mg/L	11.3		103	90-110			
Matrix Spike (1A13045-MS1)				**Source: A1A1161-02**	Prepared & Analyzed: 01/13/11						
Sulfate	112	0.50	0.37	mg/L	100	7.60	105	87-114			
Nitrate as N	4.51	0.20	0.11	mg/L	4.52	0.339	92.4	78-120			
Matrix Spike (1A13045-MS2)				**Source: A1A1198-01**	Prepared: 01/13/11 Analyzed: 01/14/11						
Sulfate	109	0.50	0.37	mg/L	100	10.7	98.1	87-114			
Nitrate as N	6.12	0.20	0.11	mg/L	4.52	1.72	97.6	78-120			
Matrix Spike Dup (1A13045-MSD1)				**Source: A1A1161-02**	Prepared & Analyzed: 01/13/11						
Sulfate	113	0.50	0.37	mg/L	100	7.60	106	87-114	0.917	20	
Nitrate as N	4.49	0.20	0.11	mg/L	4.52	0.339	91.9	78-120	0.519	20	
Batch 1A14029 - Analyzed as received											
Blank (1A14029-BLK1)					Prepared & Analyzed: 01/14/11						
Chloride	0.611	1.0	0.50	mg/L							J
LCS (1A14029-BS1)					Prepared & Analyzed: 01/14/11						
Chloride	54.9	1.0	0.50	mg/L	50.0		110	90-110			

Client Name: Tetra Tech, Inc. - San Bernardino
Contact: Mark Feldman
Address: 301 E. Vanderbilt Way Suite 450
San Bernardino, CA 92408

Report Date: 02-Feb-2011

Project Name: Tetra-Tech Lockheed
Project Number: [none]

Work Order Number: A1A1161

Received on Ice (Y/N): Yes Temp: 3 °C

Anions - Batch Quality Control

Analyte(s)	Result	RDL	MDL	Units	Spike Level	Source Result	%REC	%REC Limits	RPD	RPD Limit	Flag
Batch 1A14029 - Analyzed as received											
Matrix Spike (1A14029-MS1)			**Source: A1A1161-02RE**		Prepared & Analyzed: 01/14/11						
Chloride	68.8	1.0	0.50	mg/L	50.0	15.9	106	90-122			
Matrix Spike Dup (1A14029-MSD1)			**Source: A1A1161-02RE**		Prepared & Analyzed: 01/14/11						
Chloride	69.4	1.0	0.50	mg/L	50.0	15.9	107	90-122	0.849	20	
Batch 1A19028 - Analyzed as received											
Blank (1A19028-BLK1)					Prepared & Analyzed: 01/19/11						
Total Alkalinity	ND	3.0	1.7	mg/L							
Hydroxide	ND	3.0	1.7	mg/L							
Carbonate	ND	3.0	1.7	mg/L							
Bicarbonate	ND	3.0	1.7	mg/L							
LCS (1A19028-BS1)					Prepared & Analyzed: 01/19/11						
Total Alkalinity	459	3.0	1.7	mg/L	472		97.2	95-105			
Carbonate	271	3.0	1.7	mg/L	272		99.6	95-105			
Duplicate (1A19028-DUP1)			**Source: A1A1014-01**		Prepared & Analyzed: 01/19/11						
Total Alkalinity	193	3.0	1.7	mg/L		192			0.519	20	
Hydroxide	ND	3.0	1.7	mg/L		ND				20	
Carbonate	ND	3.0	1.7	mg/L		ND				20	
Bicarbonate	235	3.0	1.7	mg/L		234			0.426	20	

Client Name: Tetra Tech, Inc. - San Bernardino
Contact: Mark Feldman
Address: 301 E. Vanderbilt Way Suite 450
San Bernardino, CA 92408

Report Date: 02-Feb-2011

Project Name: Tetra-Tech Lockheed
Project Number: [none]

Work Order Number: A1A1161

Received on Ice (Y/N): Yes Temp: 3 °C

Solids - Batch Quality Control

Analyte(s)	Result	RDL	MDL	Units	Spike Level	Source Result	%REC	%REC Limits	RPD	RPD Limit	Flag
Batch 1A17046 - Analyzed as received											
Blank (1A17046-BLK1)					Prepared & Analyzed: 01/17/11						
Total Dissolved Solids	7.00	10	5.5	mg/L							J
LCS (1A17046-BS1)					Prepared & Analyzed: 01/17/11						
Total Dissolved Solids	740	20	11	mg/L	746		99.2	90-110			
Duplicate (1A17046-DUP1)					**Source: A1A1161-02** Prepared & Analyzed: 01/17/11						
Total Dissolved Solids	161	20	11	mg/L		167			3.66	20	

E.S.BABCOCK&Sons,Inc.
Environmental Laboratories est 1906

Client Name: Tetra Tech, Inc. - San Bernardino
Contact: Mark Feldman
Address: 301 E. Vanderbilt Way Suite 450
San Bernardino, CA 92408

Report Date: 02-Feb-2011

Project Name: Tetra-Tech Lockheed
Project Number: [none]

Work Order Number: A1A1161

Received on Ice (Y/N): Yes Temp: 3 °C

Aggregate Organic Compounds - Batch Quality Control

Analyte(s)	Result	RDL	MDL	Units	Spike Level	Source Result	%REC	%REC Limits	RPD	RPD Limit	Flag
Batch 1A19013 - As recieved											
Blank (1A19013-BLK1)					Prepared & Analyzed: 01/19/11						
Dissolved Organic Carbon	ND	0.70	0.36	mg/L							
LCS (1A19013-BS1)					Prepared & Analyzed: 01/19/11						
Dissolved Organic Carbon	4.11	0.70	0.36	mg/L	4.00		103	81.5-118			
Matrix Spike (1A19013-MS1)				**Source: A1A1282-03**	Prepared & Analyzed: 01/19/11						
Dissolved Organic Carbon	7.19	0.70	0.36	mg/L	4.00	3.85	83.4	80-120			
Matrix Spike Dup (1A19013-MSD1)				**Source: A1A1282-03**	Prepared & Analyzed: 01/19/11						
Dissolved Organic Carbon	7.18	0.70	0.36	mg/L	4.00	3.85	83.1	80-120	0.195	10	

Client Name: Tetra Tech, Inc. - San Bernardino
Contact: Mark Feldman
Address: 301 E. Vanderbilt Way Suite 450
San Bernardino, CA 92408

Report Date: 02-Feb-2011

Project Name: Tetra-Tech Lockheed
Project Number: [none]

Work Order Number: A1A1161

Received on Ice (Y/N): Yes Temp: 3 °C

Oxyhalides - Batch Quality Control

Analyte(s)	Result	RDL	MDL	Units	Spike Level	Source Result	%REC	%REC Limits	RPD	RPD Limit	Flag
Batch 1A17071 - Analyzed as received											
Blank (1A17071-BLK1)					Prepared: 01/17/11 Analyzed: 01/19/11						
Chlorate	ND	1.0	1.0	ug/L*							
LCS (1A17071-BS1)					Prepared: 01/17/11 Analyzed: 01/19/11						
Chlorate	11.5	1.0	1.0	ug/L*	10.0		115	80-120			
Duplicate (1A17071-DUP1)				**Source: A1A1289-01**	Prepared: 01/17/11 Analyzed: 01/19/11						
Chlorate	ND	1.0	1.0	ug/L*		ND				20	
Matrix Spike (1A17071-MS1)				**Source: A1A1289-01**	Prepared: 01/17/11 Analyzed: 01/19/11						
Chlorate	8.43	1.0	1.0	ug/L*	10.0	ND	84.3	80-120			
Matrix Spike Dup (1A17071-MSD1)				**Source: A1A1289-01**	Prepared: 01/17/11 Analyzed: 01/19/11						
Chlorate	9.58	1.0	1.0	ug/L*	10.0	ND	95.8	80-120	12.7	20	

E.S.BABCOCK&Sons,Inc.
Environmental Laboratories est 1906

Client Name: Tetra Tech, Inc. - San Bernardino
Contact: Mark Feldman
Address: 301 E. Vanderbilt Way Suite 450
San Bernardino, CA 92408

Report Date: 02-Feb-2011

Project Name: Tetra-Tech Lockheed
Project Number: [none]

Work Order Number: A1A1161

Received on Ice (Y/N): Yes Temp: 3 °C

General Inorganics - Batch Quality Control

Analyte(s)	Result	RDL	MDL	Units	Spike Level	Source Result	%REC	%REC Limits	RPD	RPD Limit	Flag
Batch 1A17071 - Analyzed as received											
Blank (1A17071-BLK1)					Prepared: 01/17/11 Analyzed: 01/19/11						
Perchlorate	ND	0.10	0.071	ug/L*							
LCS (1A17071-BS1)					Prepared: 01/17/11 Analyzed: 01/19/11						
Perchlorate	4.91	0.10	0.071	ug/L*	5.00		98.2	80-120			
Duplicate (1A17071-DUP1)					**Source: A1A1289-01** Prepared: 01/17/11 Analyzed: 01/19/11						
Perchlorate	0.273	0.10	0.071	ug/L*		0.342			22.4	20	QRPDI
Matrix Spike (1A17071-MS1)					**Source: A1A1289-01** Prepared: 01/17/11 Analyzed: 01/19/11						
Perchlorate	5.52	0.10	0.071	ug/L*	5.00	0.342	104	80-120			
Matrix Spike Dup (1A17071-MSD1)					**Source: A1A1289-01** Prepared: 01/17/11 Analyzed: 01/19/11						
Perchlorate	5.20	0.10	0.071	ug/L*	5.00	0.342	97.2	80-120	6.04	20	

E.S.BABCOCK&Sons,Inc.
Environmental Laboratories est 1906

Client Name: Tetra Tech, Inc. - San Bernardino
Contact: Mark Feldman
Address: 301 E. Vanderbilt Way Suite 450
San Bernardino, CA 92408

Report Date: 02-Feb-2011

Project Name: Tetra-Tech Lockheed
Project Number: [none]

Work Order Number: A1A1161

Received on Ice (Y/N): Yes Temp: 3 °C

Nutrients - Batch Quality Control

Analyte(s)	Result	RDL	MDL	Units	Spike Level	Source Result	%REC	%REC Limits	RPD	RPD Limit	Flag
Batch 1A13035 - Filter if turbid.											
LCS (1A13035-BS1)					Prepared & Analyzed: 01/13/11						
Nitrite as N	1.00	0.10	0.017	mg/L	1.00		100	90-110			
Matrix Spike (1A13035-MS1)				**Source: A1A1142-12**	Prepared & Analyzed: 01/13/11						
Nitrite as N	1.13	0.10	0.017	mg/L	1.00	0.140	99.0	80-120			
Matrix Spike Dup (1A13035-MSD1)				**Source: A1A1142-12**	Prepared & Analyzed: 01/13/11						
Nitrite as N	1.14	0.10	0.017	mg/L	1.00	0.140	100	80-120	0.881	20	

Client Name: Tetra Tech, Inc. - San Bernardino
Contact: Mark Feldman
Address: 301 E. Vanderbilt Way Suite 450
San Bernardino, CA 92408

Report Date: 02-Feb-2011

Project Name: Tetra-Tech Lockheed
Project Number: [none]

Work Order Number: A1A1161

Received on Ice (Y/N): Yes Temp: 3 °C

Metals and Metalloids; EPA SW846 Series - Batch Quality Control

Analyte(s)	Result	RDL	MDL	Units	Spike Level	Source Result	%REC	%REC Limits	RPD	RPD Limit	Flag
Batch 1A18039 - EPA 200.2 SOP M02C											
Blank (1A18039-BLK1)					Prepared & Analyzed: 01/19/11						
Iron	22.7	20	2.3	ug/L							QBLK
LCS (1A18039-BS1)					Prepared & Analyzed: 01/19/11						
Iron	611	20	2.3	ug/L	583		105	85-115			
Matrix Spike (1A18039-MS1)				**Source: A1A1282-02**	Prepared & Analyzed: 01/19/11						
Iron	839	20	2.3	ug/L	583	189	112	75-125			
Matrix Spike Dup (1A18039-MSD1)				**Source: A1A1282-02**	Prepared & Analyzed: 01/19/11						
Iron	843	20	2.3	ug/L	583	189	112	75-125	0.462	20	
Batch 1A18040 - EPA 200.2 SOP M02C											
Blank (1A18040-BLK1)					Prepared & Analyzed: 01/19/11						
Manganese	ND	10	0.24	ug/L							
LCS (1A18040-BS1)					Prepared & Analyzed: 01/19/11						
Manganese	1030	10	0.24	ug/L	1000		102	85-115			
Matrix Spike (1A18040-MS1)				**Source: A1A1289-02**	Prepared & Analyzed: 01/19/11						
Manganese	1010	10	0.24	ug/L	1000	15.3	99.5	75-125			
Matrix Spike Dup (1A18040-MSD1)				**Source: A1A1289-02**	Prepared & Analyzed: 01/19/11						
Manganese	1050	10	0.24	ug/L	1000	15.3	103	75-125	3.34	20	

E.S.BABCOCK&Sons,Inc.
Environmental Laboratories est 1906

Client Name: Tetra Tech, Inc. - San Bernardino
Contact: Mark Feldman
Address: 301 E. Vanderbilt Way Suite 450
San Bernardino, CA 92408

Report Date: 02-Feb-2011

Project Name: Tetra-Tech Lockheed
Project Number: [none]

Work Order Number: A1A1161

Received on Ice (Y/N): Yes Temp: 3 °C

Volatile Organic Compounds by EPA 8260B - Batch Quality Control

Analyte(s)	Result	RDL	MDL	Units	Spike Level	Source Result	%REC	%REC Limits	RPD	RPD Limit	Flag
Batch 1A24003 - Purge and Trap											
Blank (1A24003-BLK1)				Prepared & Analyzed: 01/24/11							
1,1,1-Trichloroethane	ND	0.50	0.12	ug/L							
1,1,2,2-Tetrachloroethane	ND	0.50	0.29	ug/L							
1,1,2-Trichloroethane	ND	0.50	0.31	ug/L							
1,1-Dichloroethane	ND	0.50	0.098	ug/L							
1,1-Dichloroethene	ND	0.50	0.12	ug/L							
1,2,3-Trichloropropane	ND	0.50	0.29	ug/L							
1,2-Dichlorobenzene	ND	0.50	0.20	ug/L							
1,2-Dichloroethane	ND	0.50	0.21	ug/L							
1,2-Dichloropropane	ND	0.50	0.19	ug/L							
1,3-Dichlorobenzene	ND	0.50	0.15	ug/L							
1,4-Dichlorobenzene	ND	0.50	0.072	ug/L							
2-Butanone(MEK)	ND	3.0	1.2	ug/L							
2-Hexanone	ND	5.0	1.2	ug/L							
4-Methyl-2-Pentanone(MIBK)	ND	5.0	0.95	ug/L							
Acetone	ND	10	5.0	ug/L							
Benzene	ND	0.50	0.14	ug/L							
Bromodichloromethane	ND	0.50	0.11	ug/L							
Bromoform	ND	1.0	0.50	ug/L							
Bromomethane	ND	0.50	0.48	ug/L							
Carbon Disulfide	ND	0.50	0.36	ug/L							
Carbon Tetrachloride	ND	0.50	0.15	ug/L							
Chlorobenzene	ND	0.50	0.23	ug/L							
Chloroethane	ND	0.50	0.35	ug/L							
Chloroform	ND	0.50	0.46	ug/L							
Chloromethane	ND	0.50	0.36	ug/L							
cis-1,2-Dichloroethene	ND	0.50	0.18	ug/L							
cis-1,3-Dichloropropene	ND	0.50	0.30	ug/L							
Dibromochloromethane	ND	0.50	0.37	ug/L							
Ethylbenzene	ND	0.50	0.26	ug/L							
Methyl tert Butyl Ether	ND	5.0	0.43	ug/L							
Methylene Chloride	ND	3.0	0.15	ug/L							
Styrene	ND	0.50	0.22	ug/L							
Tetrachloroethene	ND	0.50	0.23	ug/L							
Toluene	ND	0.50	0.22	ug/L							
trans-1,2-Dichloroethene	ND	0.50	0.10	ug/L							
trans-1,3-Dichloropropene	ND	0.50	0.24	ug/L							

Client Name: Tetra Tech, Inc. - San Bernardino
Contact: Mark Feldman
Address: 301 E. Vanderbilt Way Suite 450
San Bernardino, CA 92408

Report Date: 02-Feb-2011

Project Name: Tetra-Tech Lockheed
Project Number: [none]

Work Order Number: A1A1161

Received on Ice (Y/N): Yes Temp: 3 °C

Volatile Organic Compounds by EPA 8260B - Batch Quality Control

Analyte(s)	Result	RDL	MDL	Units	Spike Level	Source Result	%REC	%REC Limits	RPD	RPD Limit	Flag
Batch 1A24003 - Purge and Trap											
Blank (1A24003-BLK1)					Prepared & Analyzed: 01/24/11						
Trichloroethene	ND	0.50	0.25	ug/L							
Trichlorofluoromethane	ND	5.0	0.16	ug/L							
Vinyl Acetate	ND	10	0.48	ug/L							
Vinyl Chloride	ND	0.50	0.13	ug/L							
Xylenes (m+p)	ND	0.50	0.36	ug/L							
Xylenes (ortho)	ND	0.50	0.41	ug/L							
1,4-Dioxane	ND	35	9.3	ug/L							
Surrogate: 1,2-Dichloroethane-d4	*9.97*			ug/L	*10.0*		*99.7*	*80-124*			
Surrogate: Bromofluorobenzene	*9.89*			ug/L	*10.0*		*98.9*	*80-120*			
Surrogate: Toluene-d8	*9.79*			ug/L	*10.0*		*97.9*	*80-120*			
LCS (1A24003-BS1)					Prepared & Analyzed: 01/24/11						
1,1-Dichloroethane	23.1	0.50	0.098	ug/L	25.0		92.5	70-130			
1,1-Dichloroethene	24.2	0.50	0.12	ug/L	25.0		96.9	70-130			
1,4-Dichlorobenzene	25.5	0.50	0.072	ug/L	25.0		102	70-130			
Benzene	24.2	0.50	0.14	ug/L	25.0		96.6	70-130			
Bromodichloromethane	25.0	0.50	0.11	ug/L	25.0		99.8	70-130			
Bromoform	24.7	1.0	0.50	ug/L	25.0		98.8	70-130			
Chloroform	24.9	0.50	0.46	ug/L	25.0		99.8	70-130			
Dibromochloromethane	26.4	0.50	0.37	ug/L	25.0		105	70-130			
Ethylbenzene	24.4	0.50	0.26	ug/L	25.0		97.5	70-130			
Methyl tert Butyl Ether	24.1	5.0	0.43	ug/L	25.0		96.4	70-130			
Tetrachloroethene	24.1	0.50	0.23	ug/L	25.0		96.3	70-130			
Toluene	23.9	0.50	0.22	ug/L	25.0		95.5	70-130			
Trichloroethene	24.6	0.50	0.25	ug/L	25.0		98.4	70-130			
Vinyl Chloride	23.9	0.50	0.13	ug/L	25.0		95.6	70-130			
Xylenes (m+p)	49.7	0.50	0.36	ug/L	50.0		99.3	70-130			
Xylenes (ortho)	24.9	0.50	0.41	ug/L	25.0		99.5	70-130			
Surrogate: 1,2-Dichloroethane-d4	*9.98*			ug/L	*10.0*		*99.8*	*80-124*			
Surrogate: Bromofluorobenzene	*9.52*			ug/L	*10.0*		*95.2*	*80-120*			
Surrogate: Toluene-d8	*9.83*			ug/L	*10.0*		*98.3*	*80-120*			

E.S.BABCOCK&Sons,Inc.
Environmental Laboratories est 1906

Client Name: Tetra Tech, Inc. - San Bernardino
Contact: Mark Feldman
Address: 301 E. Vanderbilt Way Suite 450
San Bernardino, CA 92408

Report Date: 02-Feb-2011

Project Name: Tetra-Tech Lockheed
Project Number: [none]

Work Order Number: A1A1161

Received on Ice (Y/N): Yes Temp: 3 °C

Volatile Organic Compounds by EPA 8260B - Batch Quality Control

Analyte(s)	Result	RDL	MDL	Units	Spike Level	Source Result	%REC	%REC Limits	RPD	RPD Limit	Flag
Batch 1A24003 - Purge and Trap											
LCS Dup (1A24003-BSD1)					Prepared & Analyzed: 01/24/11						
1,1-Dichloroethane	22.2	0.50	0.098	ug/L	25.0		88.9	70-130	3.97	20	
1,1-Dichloroethene	23.1	0.50	0.12	ug/L	25.0		92.4	70-130	4.73	20	
1,4-Dichlorobenzene	24.6	0.50	0.072	ug/L	25.0		98.4	70-130	3.48	20	
Benzene	23.3	0.50	0.14	ug/L	25.0		93.0	70-130	3.75	20	
Bromodichloromethane	24.4	0.50	0.11	ug/L	25.0		97.5	70-130	2.39	20	
Bromoform	23.8	1.0	0.50	ug/L	25.0		95.4	70-130	3.54	20	
Chloroform	24.0	0.50	0.46	ug/L	25.0		96.0	70-130	3.88	20	
Dibromochloromethane	25.9	0.50	0.37	ug/L	25.0		104	70-130	1.80	20	
Ethylbenzene	23.9	0.50	0.26	ug/L	25.0		95.7	70-130	1.82	20	
Methyl tert Butyl Ether	23.6	5.0	0.43	ug/L	25.0		94.2	70-130	2.27	20	
Tetrachloroethene	23.8	0.50	0.23	ug/L	25.0		95.2	70-130	1.09	20	
Toluene	23.6	0.50	0.22	ug/L	25.0		94.5	70-130	1.09	20	
Trichloroethene	24.1	0.50	0.25	ug/L	25.0		96.3	70-130	2.22	20	
Vinyl Chloride	22.8	0.50	0.13	ug/L	25.0		91.0	70-130	4.89	20	
Xylenes (m+p)	49.2	0.50	0.36	ug/L	50.0		98.4	70-130	0.951	20	
Xylenes (ortho)	24.4	0.50	0.41	ug/L	25.0		97.4	70-130	2.15	20	
Surrogate: 1,2-Dichloroethane-d4	*9.75*			ug/L	*10.0*		*97.5*	*80-124*			
Surrogate: Bromofluorobenzene	*9.73*			ug/L	*10.0*		*97.3*	*80-120*			
Surrogate: Toluene-d8	*9.90*			ug/L	*10.0*		*99.0*	*80-120*			
Matrix Spike (1A24003-MS1)				**Source: A1A1282-02**	Prepared & Analyzed: 01/24/11						
1,1-Dichloroethane	24.8	0.50	0.098	ug/L	25.0	ND	99.1	70-130			
1,1-Dichloroethene	26.2	0.50	0.12	ug/L	25.0	ND	105	70-130			
1,4-Dichlorobenzene	26.9	0.50	0.072	ug/L	25.0	ND	107	70-130			
Benzene	25.7	0.50	0.14	ug/L	25.0	ND	103	70-130			
Bromodichloromethane	26.3	0.50	0.11	ug/L	25.0	ND	105	70-130			
Bromoform	25.8	1.0	0.50	ug/L	25.0	ND	103	70-130			
Chloroform	26.2	0.50	0.46	ug/L	25.0	ND	105	70-130			
Dibromochloromethane	27.1	0.50	0.37	ug/L	25.0	ND	108	70-130			
Ethylbenzene	25.9	0.50	0.26	ug/L	25.0	ND	104	70-130			
Methyl tert Butyl Ether	25.1	5.0	0.43	ug/L	25.0	ND	100	70-130			
Tetrachloroethene	26.0	0.50	0.23	ug/L	25.0	ND	104	70-130			
Toluene	25.6	0.50	0.22	ug/L	25.0	ND	103	70-130			
Trichloroethene	26.6	0.50	0.25	ug/L	25.0	ND	106	70-130			
Vinyl Chloride	25.8	0.50	0.13	ug/L	25.0	ND	103	70-130			
Xylenes (m+p)	52.9	0.50	0.36	ug/L	50.0	ND	106	70-130			
Xylenes (ortho)	26.3	0.50	0.41	ug/L	25.0	ND	105	70-130			

Client Name: Tetra Tech, Inc. - San Bernardino
Contact: Mark Feldman
Address: 301 E. Vanderbilt Way Suite 450
San Bernardino, CA 92408

Report Date: 02-Feb-2011

Project Name: Tetra-Tech Lockheed
Project Number: [none]

Work Order Number: A1A1161

Received on Ice (Y/N): Yes Temp: 3 °C

Volatile Organic Compounds by EPA 8260B - Batch Quality Control

Analyte(s)	Result	RDL	MDL	Units	Spike Level	Source Result	%REC	%REC Limits	RPD	RPD Limit	Flag
Batch 1A24003 - Purge and Trap											
Matrix Spike (1A24003-MS1)			**Source: A1A1282-02**		Prepared & Analyzed: 01/24/11						
Surrogate: 1,2-Dichloroethane-d4	*9.80*			ug/L	*10.0*		*98.0*	*80-124*			
Surrogate: Bromofluorobenzene	*9.65*			ug/L	*10.0*		*96.5*	*80-120*			
Surrogate: Toluene-d8	*9.81*			ug/L	*10.0*		*98.1*	*80-120*			
Matrix Spike Dup (1A24003-MSD1)			**Source: A1A1282-02**		Prepared & Analyzed: 01/24/11						
1,1-Dichloroethane	25.7	0.50	0.098	ug/L	25.0	ND	103	70-130	3.53	40	
1,1-Dichloroethene	27.5	0.50	0.12	ug/L	25.0	ND	110	70-130	4.76	40	
1,4-Dichlorobenzene	27.8	0.50	0.072	ug/L	25.0	ND	111	70-130	3.30	40	
Benzene	27.0	0.50	0.14	ug/L	25.0	ND	108	70-130	4.94	40	
Bromodichloromethane	26.9	0.50	0.11	ug/L	25.0	ND	108	70-130	2.44	40	
Bromoform	26.4	1.0	0.50	ug/L	25.0	ND	106	70-130	2.22	40	
Chloroform	27.5	0.50	0.46	ug/L	25.0	ND	110	70-130	5.03	40	
Dibromochloromethane	28.6	0.50	0.37	ug/L	25.0	ND	114	70-130	5.35	40	
Ethylbenzene	27.1	0.50	0.26	ug/L	25.0	ND	108	70-130	4.61	40	
Methyl tert Butyl Ether	26.5	5.0	0.43	ug/L	25.0	ND	106	70-130	5.47	40	
Tetrachloroethene	26.8	0.50	0.23	ug/L	25.0	ND	107	70-130	3.03	40	
Toluene	26.5	0.50	0.22	ug/L	25.0	ND	106	70-130	3.18	40	
Trichloroethene	27.6	0.50	0.25	ug/L	25.0	ND	110	70-130	3.77	40	
Vinyl Chloride	26.8	0.50	0.13	ug/L	25.0	ND	107	70-130	4.11	40	
Xylenes (m+p)	55.0	0.50	0.36	ug/L	50.0	ND	110	70-130	3.86	40	
Xylenes (ortho)	27.3	0.50	0.41	ug/L	25.0	ND	109	70-130	3.65	40	
Surrogate: 1,2-Dichloroethane-d4	*10.1*			ug/L	*10.0*		*101*	*80-124*			
Surrogate: Bromofluorobenzene	*9.68*			ug/L	*10.0*		*96.8*	*80-120*			
Surrogate: Toluene-d8	*9.82*			ug/L	*10.0*		*98.2*	*80-120*			

Client Name: Tetra Tech, Inc. - San Bernardino
Contact: Mark Feldman
Address: 301 E. Vanderbilt Way Suite 450
San Bernardino, CA 92408

Report Date: 02-Feb-2011

Project Name: Tetra-Tech Lockheed
Project Number: [none]

Work Order Number: A1A1161

Received on Ice (Y/N): Yes Temp: 3 °C

Semivolatile Organic Compounds by EPA 8270C SIM - Batch Quality Control

Analyte(s)	Result	RDL	MDL	Units	Spike Level	Source Result	%REC	%REC Limits	RPD	RPD Limit	Flag
Batch 1A15002 - EPA 3520C											
Blank (1A15002-BLK1)					Prepared: 01/15/11 Analyzed: 01/19/11						
1,4-Dioxane	ND	0.20	0.10	ug/L							
LCS (1A15002-BS1)					Prepared: 01/15/11 Analyzed: 01/19/11						
1,4-Dioxane	1.06	0.20	0.10	ug/L	1.00		106	85-115			
LCS Dup (1A15002-BSD1)					Prepared: 01/15/11 Analyzed: 01/19/11						
1,4-Dioxane	1.10	0.20	0.10	ug/L	1.00		110	85-115	3.70	20	
Matrix Spike (1A15002-MS1)				**Source: A1A0989-01**	Prepared: 01/15/11 Analyzed: 01/19/11						
1,4-Dioxane	1.12	0.20	0.10	ug/L	0.943	0.179	100	85-115			

E.S.BABCOCK&Sons,Inc.
Environmental Laboratories est 1906

Client Name: Tetra Tech, Inc. - San Bernardino
Contact: Mark Feldman
Address: 301 E. Vanderbilt Way Suite 450
San Bernardino, CA 92408

Report Date: 02-Feb-2011

Project Name: Tetra-Tech Lockheed
Project Number: [none]

Work Order Number: A1A1161

Received on Ice (Y/N): Yes Temp: 3 °C

Notes and Definitions

J	Estimated value
N_RLm	Due to sample matrix, the reporting limit has been raised.
N-TOCd	Sample filtered and preserved at laboratory after 15 minute regulatory holding time.
PblkJ	The analyte was detected in the Method Blank at a concentration between the MDL and the MRL.
QBLK	The method blank did not meet laboratory acceptance criteria.
QRPDl	Analyte concentration was below range for valid RPD determination.
ND:	Analyte NOT DETECTED at or above the Method Detection Limit **(if MDL is reported)**, otherwise at or above the Reportable Detection Limit (RDL)
NR:	Not Reported
RDL:	Reportable Detection Limit
MDL:	Method Detection Limit

* / (Non-NELAP): NELAP does not offer accreditation for this analyte/method/matrix combination

Approval

Enclosed are the analytical results for the submitted sample(s). Babcock Laboratories certify the data presented as part of this report meet the minimum quality standards in the referenced analytical methods. Any exceptions have been noted. Babcock Laboratories and its officers and employees assume no responsibility and make no warranty, express or implied, for uses or interpretations made by any recipients, intended or unintended, of this report.

Lorenzo Rodriguez

Lorenzo (Z) Rodriguez

Project Manager

cc:

ESB_ mdl_PDF

E.S.BABCOCK&Sons,Inc.
Environmental Laboratories est 1906

Client Name: Tetra Tech, Inc. - San Bernardino
Contact: Mark Feldman
Address: 301 E. Vanderbilt Way Suite 450
San Bernardino, CA 92408

Report Date: 02-Feb-2011

Project Name: Tetra-Tech Lockheed
Project Number: [none]

Work Order Number: A1A1161

Received on Ice (Y/N): Yes Temp: 3 °C

microseeps
from insight comes solutions

Client Name: ES Babcock and Sons, Inc
Contact: Lorenzo Rodriguez
Address: 6100 Quail Valley
PO Box 432
Riverside, CA 92502-0432

Page: Page 1 of 4
Lab Proj #: P1101111
Report Date: 01/26/11
Client Proj Name: A1A1161
Client Proj #: A1A1161

Laboratory Results

Total pages in data package: 5

Lab Sample #	Client Sample ID
P1101111-01	MW-61C

Microseeps test results meet all the requirements of the NELAC standards or provide reasons and/or justification if they do not.

Approved By: Heather Hauser (DH) ***Date:*** 1-27-11

Project Manager: Heather Hauser

The analytical results reported here are reliable and usable to the precision expressed in this report. As required by some regulating authorities, a full discussion of the uncertainty in our analytical results can be obtained at our web site or through customer service. Unless otherwise specified, all results are reported on a wet weight basis.

As a valued client we would appreciate your comments on our service.
Please call customer service at (412)826-5245 or email customerservice@microseeps.com.

Case Narrative:

220 William Pitt Way • Pittsburgh, PA 15238 • Tel 412-826-5245 • Fax 412-826-3433
website www.microseeps.com email info@microseeps.com

Client Name: Tetra Tech, Inc. - San Bernardino
Contact: Mark Feldman
Address: 301 E. Vanderbilt Way Suite 450
San Bernardino, CA 92408

Report Date: 02-Feb-2011

Project Name: Tetra-Tech Lockheed
Project Number: [none]

Work Order Number: A1A1161

Received on Ice (Y/N): Yes Temp: 3 °C

Client Name: ES Babcock and Sons, Inc
Contact: Lorenzo Rodriguez
Address: 6100 Quail Valley
PO Box 432
Riverside, CA 92502-0432

Lab Proj #: P1101111
Report Date: 01/26/11
Client Proj Name: A1A1161
Client Proj #: A1A1161

Sample Description	Matrix	Lab Sample #	Sampled Date/Time	Received
MW-61C	Water	P1101111-01	12 Jan. 11 9:53	14 Jan. 11 10:01

Analyte(s)	Flag	Result	PQL	Units	Method #	Analysis Date	By
RiskAnalysis							
N Ethane		0.61	0.10	ug/L	RSK-175	1/20/11	gt
N Ethene	J	0.03	0.10	ug/L	RSK-175	1/20/11	gt
N Hydrogen		11.000	0.600	nM	AM20GAX	1/21/11	gt
N Methane		0.41	0.10	ug/L	RSK-175	1/20/11	gt

PA02-00538

Data Qualifiers: J - estimated value, U - Non detect, R - Poor surrogate recovery, M - Recovery/RPD poor for MS/MSD, SAMP/DUP, B - detected in blank, S - field sample as received did not meet NELAC sample acceptance criteria, L - Subcontracted Lab used, N - NELAC certified analysis

MICROSEEPS

Client Name: Tetra Tech, Inc. - San Bernardino
Contact: Mark Feldman
Address: 301 E. Vanderbilt Way Suite 450
San Bernardino, CA 92408

Report Date: 02-Feb-2011

Project Name: Tetra-Tech Lockheed
Project Number: [none]

Work Order Number: A1A1161

Received on Ice (Y/N): Yes Temp: 3 °C

Client Name: ES Babcock and Sons, Inc
Contact: Lorenzo Rodriguez
Address: 6100 Quail Valley
PO Box 432
Riverside, CA 92502-0432

Lab Proj #: P1101111
Report Date: 01/26/11
Client Proj Name: A1A1161
Client Proj #: A1A1161

Prep Method: Light Hydrocarbons (C1-C4) in Water
Analysis Method: Light Hydrocarbons (C1-C4) in Water

M110120026-MB

	Result		TrueSpikeConc.	RDL	%Recovery	Ctl Limits
Methane	0.09	ug/L		0.10		- NA
Ethane	< 0.10	ug/L		0.10		- NA
Ethene	< 0.10	ug/L		0.10		- NA

M110120026-LCS

	Result		TrueSpikeConc.	%Recovery	Ctl Limits
Methane	47.00	ug/L	48.40	97.00	85 - 115
Ethane	86.00	ug/L	90.00	96.00	85 - 115
Ethene	80.00	ug/L	81.60	98.00	85 - 115

M110120026-LCSD

	Result		TrueSpikeConc.	%Recovery	Ctl Limits	RPD	RPD Ctl Limits
Methane	47.00	ug/L	48.40	97.00	85 - 115	0.00	0 - 20
Ethane	86.00	ug/L	90.00	96.00	85 - 115	0.00	0 - 20
Ethene	81.00	ug/L	81.60	99.00	85 - 115	1.24	0 - 20

P1101101-02A-DUP

	Result		TrueSpikeConc.	%Recovery	Ctl Limits	RPD	RPD Ctl Limits
Methane	9.30	ug/L			- NA	7.25	0 - 20
Ethane	9.00	ug/L			- NA	3.28	0 - 20
Ethene	7.20	ug/L			- NA	4.08	0 - 20

Outlined Results indicate results outside of Control limits

PA02-00538

Data Qualifiers: J - estimated value, U - Non detect, R - Poor surrogate recovery, M - Recovery/RPD poor for MS/MSD, SAMP/DUP, B - detected in blank, S - field sample as received did not meet NELAC sample acceptance criteria, L - Subcontracted Lab used, N - NELAC certified analysis

MICROSEEPS

Client Name: Tetra Tech, Inc. - San Bernardino
Contact: Mark Feldman
Address: 301 E. Vanderbilt Way Suite 450
San Bernardino, CA 92408

Report Date: 02-Feb-2011

Analytical Report: Page 25 of 27
Project Name: Tetra-Tech Lockheed
Project Number: [none]

Work Order Number: A1A1161

Received on Ice (Y/N): Yes Temp: 3 °C

Client Name: ES Babcock and Sons, Inc
Contact: Lorenzo Rodriguez
Address: 6100 Quail Valley
PO Box 432
Riverside, CA 92502-0432

Page: Page 4 of 4
Lab Proj #: P1101111
Report Date: 01/26/11
Client Proj Name: A1A1161
Client Proj #: A1A1161

Prep Method: Hydrogen by Bubble Strip
Analysis Method: Hydrogen by Bubble Strip

M110121024-MB

	Result		TrueSpikeConc.	RDL	%Recovery	Ctl Limits
Hydrogen	< 0.600	nM		0.600		- NA

M110121024-LCS

	Result		TrueSpikeConc.	%Recovery	Ctl Limits
Hydrogen	49.000	nM	48.91	100.00	80 - 120

M110121024-LCSD

	Result		TrueSpikeConc.	%Recovery	Ctl Limits	RPD	RPD Ctl Limits
Hydrogen	49.000	nM	48.91	100.00	80 - 120	0.00	0 - 20

Outlined Results indicate results outside of Control limits

PA02-00538

Data Qualifiers: J - estimated value, U - Non detect, R - Poor surrogate recovery, M - Recovery/RPD poor for MS/MSD, SAMP/DUP, B - detected in blank, S - field sample as received did not meet NELAC sample acceptance criteria, L - Subcontracted Lab used, N - NELAC certified analysis

MICROSEEPS

E.S.BABCOCK&Sons,Inc.
Environmental Laboratories est 1906

Client Name: Tetra Tech, Inc. - San Bernardino
Contact: Mark Feldman
Address: 301 E. Vanderbilt Way Suite 450
San Bernardino, CA 92408

Project Name: Tetra-Tech Lockheed
Project Number: [none]

Work Order Number: A1A1161

Report Date: 02-Feb-2011

Received on Ice (Y/N): Yes Temp: 3 °C

Tracking #=1Z5781X901 4790 9386

Printed: 1/13/2011 12:02

SUBCONTRACT ORDER

E.S. Babcock & Sons, Inc.

A1A1161

Priority

SENDING LABORATORY:	RECEIVING LABORATORY:
E.S. Babcock & Sons, Inc.	Microseeps - Subcontract
P. O. Box 432	220 William Pitt Way
Riverside, CA 92502-0432	Pittsburgh, PA 15238
Phone: (951) 653-3351	Phone :(800) 659-2887
Fax: (951) 653-1662	Fax: -
Project Manager: Lorenzo (Z) Rodriguez	

Copy/Relog from A1A1157. Need QC, J-Flag, Special EDD. LJC to email RUSH results and final PDF. All soilds report Dry Wt. Basis. All invoices for REVIEW prior to mailing. MONTHLY BILLING Email individual invoices to tessbo.ap@tetratech.com Login in-house

Analysis	Due	Expires Regulatory Days Past Date Sampled	Laboratory ID	Comments
Sample ID: A1A1161-02	**Liquid**	**Sampled:01/12/11 09:53**	**MW-61C**	***Proj.No.:*Inonel**
Subout_01	01/27/11 17:00	01/22/11 09:53	J-flags RSK175 - Methane, Ethane, Ethene	
Subout	01/27/11 17:00	01/22/11 09:53	J-flags AM20GAX - Hydrogen	
Containers Supplied:				
Voa Vial -Unpres (I)	Voa Vial -Unpres (J)	Other- Unpres. (K)		

All Containers Intact: _____ Yes _____No Samples Preserved Properly: _____Yes _____No

Samples Received at 4° oC 1/13/11 Sample Lables / COC Agree: _____Yes _____No Custody Seals Present: _____Yes _____No

Please forward all acknowledgements of sample receipt, final reports and invoices to data@babcocklabs.com

NO HARDCOPIES PLEASE

Released By	Date	Received By	Date
Elizabeth Mata	1-13-11		1/14/11
Released By	Date	Received By	Date

Page 1 of 1

E.S.BABCOCK&Sons,Inc.
Environmental Laboratories est 1906

Client Name:	Tetra Tech, Inc. - San Bernardino	Analytical Report:	Page 27 of 27
Contact:	Mark Feldman	Project Name:	Tetra-Tech Lockheed
Address:	301 E. Vanderbilt Way Suite 450 San Bernardino, CA 92408	Project Number:	[none]
		Work Order Number:	**A1A1161**
Report Date:	02-Feb-2011	Received on Ice (Y/N):	Yes Temp: 3 °C

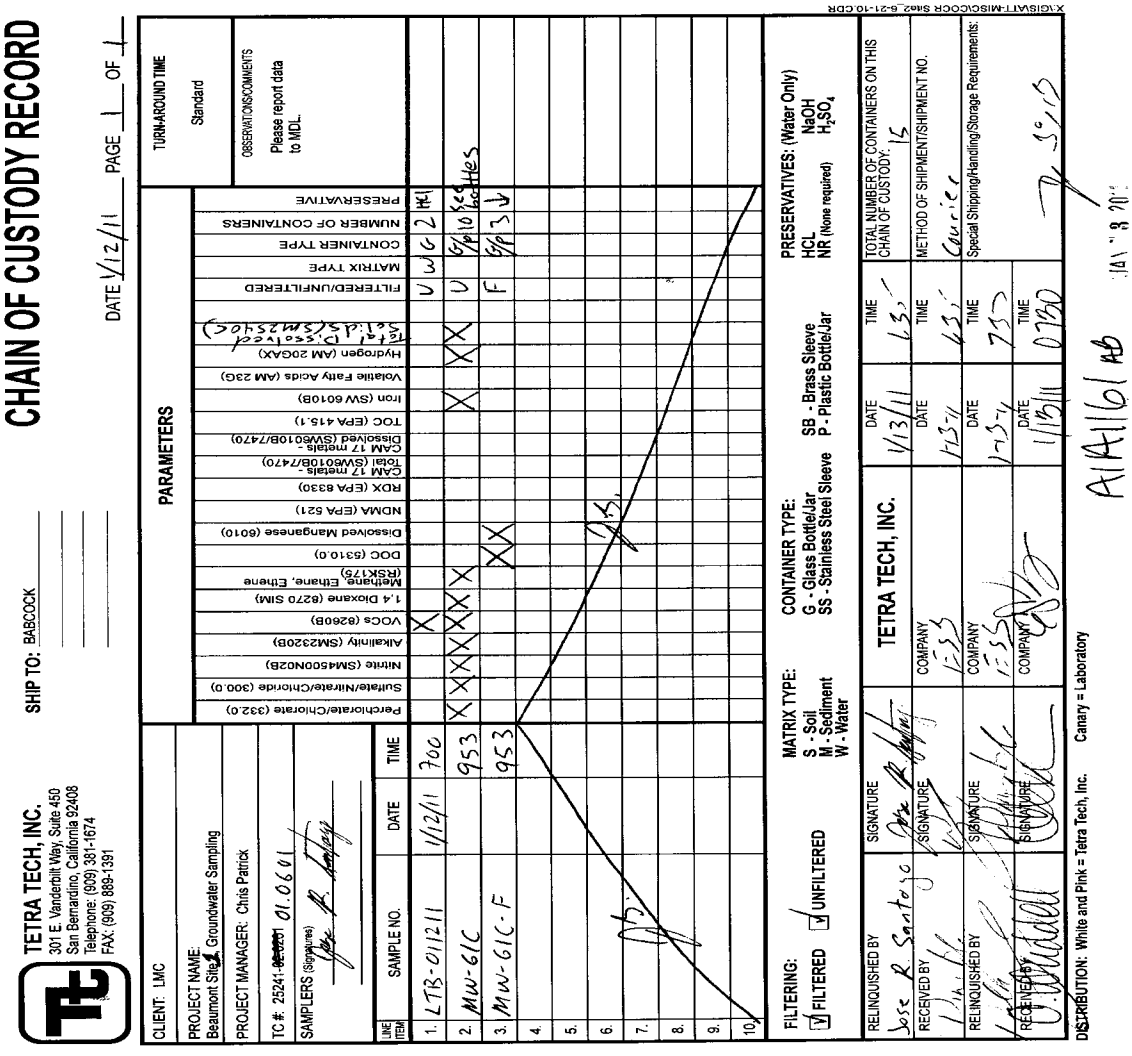

CHAIN OF CUSTODY RECORD

DATE 1/12/11 PAGE 1 OF 1

SHIP TO: BABCOCK

TETRA TECH, INC.
301 E. Vanderbilt Way, Suite 450
San Bernardino, California 92408
Telephone: (909) 381-1674
FAX: (909) 889-1391

CLIENT: LMC
PROJECT NAME: Beaumont Site 2 Groundwater Sampling
PROJECT MANAGER: Chris Patrick
TC #: 25241-~~02-0201~~ 01.0601
SAMPLERS (Signatures): Jose R. Santoyo

TURN-AROUND TIME: Standard
OBSERVATIONS/COMMENTS: Please report data to MDL.

LINE ITEM	SAMPLE NO.	DATE	TIME	Perchlorate/Chlorate (332.0)	Sulfate/Nitrate/Chloride (300.0)	Nitrite (SM4500N02B)	Alkalinity (SM2320B)	VOCs (8260B)	1,4 Dioxane (8270 SIM)	Methane, Ethane, Ethene (RSK175)	DOC (5310.0)	Dissolved Manganese (6010)	NDMA (EPA 521)	RDX (EPA 8330)	CAM 17 metals - Total (SW6010B/7470)	CAM 17 metals - Dissolved (SW6010B/7470)	TOC (EPA 415.1)	Iron (SW 6010B)	Volatile Fatty Acids (AM 23G)	Hydrogen (AM 20GAX)	Total Dissolved Solids (SM2540C)	FILTERED/UNFILTERED	MATRIX TYPE	CONTAINER TYPE	NUMBER OF CONTAINERS	PRESERVATIVE
1.	LTB-011211	1/12/11	700					X														U	W	G	2	HCl
2.	MW-61C		953	X	X	X	X	X	X	X							X		X	X		U		G/P	10	See bottles
3.	MW-61C-F		953								X	X										F		G/P	3	↓
4.																										
5.																										
6.																										
7.																										
8.																										
9.																										
10.																										

FILTERING: ☑ FILTERED ☑ UNFILTERED

MATRIX TYPE: S - Soil, M - Sediment, W - Water

CONTAINER TYPE: G - Glass Bottle/Jar, SS - Stainless Steel Sleeve, SB - Brass Sleeve, P - Plastic Bottle/Jar

PRESERVATIVES: (Water Only) HCL, NR (None required), NaOH, H_2SO_4

RELINQUISHED BY	SIGNATURE	TETRA TECH, INC.	DATE	TIME	TOTAL NUMBER OF CONTAINERS ON THIS CHAIN OF CUSTODY: 15
Jose R. Santoyo	Jose R. Santoyo		1/13/11	1:35	
RECEIVED BY	SIGNATURE	COMPANY	DATE	TIME	METHOD OF SHIPMENT/SHIPMENT NO.
[signature]	[signature]	ESS	1-13-11	1:35	Courier
RELINQUISHED BY	SIGNATURE	COMPANY	DATE	TIME	Special Shipping/Handling/Storage Requirements:
[signature]	[signature]	ESS	1-13-11	7:30	
RECEIVED BY	SIGNATURE	COMPANY	DATE	TIME	
[signature]	[signature]	[signature]	1/13/11	0730	[signature]

DISTRIBUTION: White and Pink = Tetra Tech, Inc. Canary = Laboratory

A1A1161 AB

X:\GIS\ATT-MISC\COCR Site2_6-21-10.CDR

E.S.BABCOCK&Sons,Inc.
Environmental Laboratories est 1906

Client Name: Tetra Tech, Inc. - San Bernardino
Contact: Mark Feldman
Address: 301 E. Vanderbilt Way Suite 450
San Bernardino, CA 92408

Report Date: 02-Feb-2011

Analytical Report: Page 1 of 15
Project Name: Tetra-Tech Lockheed
Project Number: [none]

Work Order Number: A1A1289

Received on Ice (Y/N): Yes Temp: 3 °C

Attached is the analytical report for the sample(s) received for your project. Below is a list of the individual sample descriptions with the corresponding laboratory number(s). Also, enclosed is a copy of the Chain of Custody document (if received with your sample(s)). Please note any unused portion of the sample(s) may be responsibly discarded after 30 days from the above report date, unless you have requested otherwise.

Thank you for the opportunity to serve your analytical needs. If you have any questions or concerns regarding this report please contact our client service department.

Sample Identification

Lab Sample #	Client Sample ID	Matrix	Date Sampled	By	Date Submitted	By
A1A1289-01	F33-TW3 LMC Beaumont Site 1 GW Sampling	Liquid	01/13/11 09:05	Jose R. Santoya	01/14/11 07:20	William Bayle
A1A1289-02	F33-TW3-F LMC Beaumont Site 1 GW Sampling	Liquid	01/13/11 09:05	Jose R. Santoya	01/14/11 07:20	William Bayle
A1A1289-03	F33-TW3-DUP LMC Beaumont Site 1 GW Sampling	Liquid	01/13/11 09:15	Jose R. Santoya	01/14/11 07:20	William Bayle
A1A1289-04	F33-TW3-DUP-F LMC Beaumont Site 1 GW Sampling	Liquid	01/13/11 09:15	Jose R. Santoya	01/14/11 07:20	William Bayle
A1A1289-05	MW-70 LMC Beaumont Site 1 GW Sampling	Liquid	01/13/11 11:27	Jose R. Santoya	01/14/11 07:20	William Bayle
A1A1289-06	MW-70-F LMC Beaumont Site 1 GW Sampling	Liquid	01/13/11 11:27	Jose R. Santoya	01/14/11 07:20	William Bayle

E.S.BABCOCK&Sons,Inc.
Environmental Laboratories est 1906

Client Name: Tetra Tech, Inc. - San Bernardino
Contact: Mark Feldman
Address: 301 E. Vanderbilt Way Suite 450
San Bernardino, CA 92408

Report Date: 02-Feb-2011

Project Name: Tetra-Tech Lockheed
Project Number: [none]

Work Order Number: A1A1289

Received on Ice (Y/N): Yes Temp: 3 °C

Laboratory Reference Number

A1A1289-01

Sample Description	Matrix	Sampled Date/Time	Received Date/Time
F33-TW3 LMC Beaumont Site 1 GW Sampling	Liquid	01/13/11 09:05	01/14/11 7:20

Analyte(s)	Result	RDL	MDL	Units	Method	Analysis Date	Analyst	Flag
Anions								
Total Alkalinity	280	3.0	1.7	mg/L	SM 2320B	01/24/11 11:40	jma	
Hydroxide	ND	3.0	1.7	mg/L	SM 2320B	01/24/11 11:40	jma	
Carbonate	ND	3.0	1.7	mg/L	SM 2320B	01/24/11 11:40	jma	
Bicarbonate	340	3.0	1.7	mg/L	SM 2320B	01/24/11 11:40	jma	
Chloride	16	1.0	0.50	mg/L	EPA 300.0	01/15/11 01:34	ss	
Solids								
Total Dissolved Solids	410	20	11	mg/L	SM 2540C	01/20/11 22:25	sbd	
Oxyhalides								
Chlorate	ND	1.0	1.0	ug/L*	EPA 332.0-M	01/19/11 16:40	aa	
Nutrients								
Nitrite as N	ND	0.10	0.017	mg/L	SM 4500NO2 B	01/14/11 19:35	ara	

E.S.BABCOCK&Sons,Inc.
Environmental Laboratories est 1906

Client Name: Tetra Tech, Inc. - San Bernardino
Contact: Mark Feldman
Address: 301 E. Vanderbilt Way Suite 450
San Bernardino, CA 92408

Report Date: 02-Feb-2011

Project Name: Tetra-Tech Lockheed
Project Number: [none]

Work Order Number: A1A1289

Received on Ice (Y/N): Yes Temp: 3 °C

Laboratory Reference Number

A1A1289-02

Sample Description	Matrix	Sampled Date/Time	Received Date/Time
F33-TW3-F LMC Beaumont Site 1 GW Sampling	Liquid	01/13/11 09:05	01/14/11 7:20

Analyte(s)	Result	RDL	MDL	Units	Method	Analysis Date	Analyst	Flag
Metals and Metalloids; EPA SW846 Series								
Manganese	15	10	0.24	ug/L	EPA 6010B	01/19/11 15:19	lmt	

E.S.BABCOCK&Sons,Inc.
Environmental Laboratories est 1906

Client Name: Tetra Tech, Inc. - San Bernardino
Contact: Mark Feldman
Address: 301 E. Vanderbilt Way Suite 450
San Bernardino, CA 92408

Report Date: 02-Feb-2011

Project Name: Tetra-Tech Lockheed
Project Number: [none]

Work Order Number: A1A1289

Received on Ice (Y/N): Yes Temp: 3 °C

Laboratory Reference Number

A1A1289-03

Sample Description	Matrix	Sampled Date/Time	Received Date/Time
F33-TW3-DUP LMC Beaumont Site 1 GW Sampling	Liquid	01/13/11 09:15	01/14/11 7:20

Analyte(s)	Result	RDL	MDL	Units	Method	Analysis Date	Analyst	Flag
Anions								
Total Alkalinity	270	3.0	1.7	mg/L	SM 2320B	01/24/11 11:40	jma	
Hydroxide	ND	3.0	1.7	mg/L	SM 2320B	01/24/11 11:40	jma	
Carbonate	ND	3.0	1.7	mg/L	SM 2320B	01/24/11 11:40	jma	
Bicarbonate	330	3.0	1.7	mg/L	SM 2320B	01/24/11 11:40	jma	
Chloride	16	1.0	0.50	mg/L	EPA 300.0	01/15/11 01:43	ss	
Solids								
Total Dissolved Solids	360	20	11	mg/L	SM 2540C	01/19/11 21:55	kam	
Oxyhalides								
Chlorate	ND	1.0	1.0	ug/L*	EPA 332.0-M	01/19/11 16:40	aa	
Nutrients								
Nitrite as N	ND	0.10	0.017	mg/L	SM 4500NO2 B	01/14/11 19:35	ara	

E.S.BABCOCK&Sons,Inc.
Environmental Laboratories est 1906

Client Name: Tetra Tech, Inc. - San Bernardino
Contact: Mark Feldman
Address: 301 E. Vanderbilt Way Suite 450
San Bernardino, CA 92408

Report Date: 02-Feb-2011

Project Name: Tetra-Tech Lockheed
Project Number: [none]

Work Order Number: A1A1289

Received on Ice (Y/N): Yes Temp: 3 °C

Laboratory Reference Number

A1A1289-04

Sample Description	Matrix	Sampled Date/Time	Received Date/Time
F33-TW3-DUP-F LMC Beaumont Site 1 GW Sampling	Liquid	01/13/11 09:15	01/14/11 7:20

Analyte(s)	Result	RDL	MDL	Units	Method	Analysis Date	Analyst	Flag
Metals and Metalloids; EPA SW846 Series								
Manganese	17	10	0.24	ug/L	EPA 6010B	01/19/11 15:20	lmt	

E.S.BABCOCK&Sons,Inc.
Environmental Laboratories est 1906

Client Name: Tetra Tech, Inc. - San Bernardino
Contact: Mark Feldman
Address: 301 E. Vanderbilt Way Suite 450
San Bernardino, CA 92408

Report Date: 02-Feb-2011

Project Name: Tetra-Tech Lockheed
Project Number: [none]

Work Order Number: A1A1289

Received on Ice (Y/N): Yes Temp: 3 °C

Laboratory Reference Number

A1A1289-05

Sample Description	Matrix	Sampled Date/Time	Received Date/Time
MW-70 LMC Beaumont Site 1 GW Sampling	Liquid	01/13/11 11:27	01/14/11 7:20

Analyte(s)	Result	RDL	MDL	Units	Method	Analysis Date	Analyst	Flag
Anions								
Total Alkalinity	270	3.0	1.7	mg/L	SM 2320B	01/24/11 11:40	jma	
Hydroxide	ND	3.0	1.7	mg/L	SM 2320B	01/24/11 11:40	jma	
Carbonate	ND	3.0	1.7	mg/L	SM 2320B	01/24/11 11:40	jma	
Bicarbonate	330	3.0	1.7	mg/L	SM 2320B	01/24/11 11:40	jma	
Chloride	17	1.0	0.50	mg/L	EPA 300.0	01/15/11 01:51	ss	
Solids								
Total Dissolved Solids	390	20	11	mg/L	SM 2540C	01/19/11 21:55	kam	
Oxyhalides								
Chlorate	ND	1.0	1.0	ug/L*	EPA 332.0-M	01/19/11 16:40	aa	
Nutrients								
Nitrite as N	ND	0.10	0.017	mg/L	SM 4500NO2 B	01/14/11 19:35	ara	

E.S.BABCOCK&Sons,Inc.
Environmental Laboratories est 1906

Client Name: Tetra Tech, Inc. - San Bernardino
Contact: Mark Feldman
Address: 301 E. Vanderbilt Way Suite 450
San Bernardino, CA 92408

Report Date: 02-Feb-2011

Project Name: Tetra-Tech Lockheed
Project Number: [none]

Work Order Number: A1A1289

Received on Ice (Y/N): Yes Temp: 3 °C

Laboratory Reference Number

A1A1289-06

Sample Description	Matrix	Sampled Date/Time	Received Date/Time
MW-70-F LMC Beaumont Site 1 GW Sampling	Liquid	01/13/11 11:27	01/14/11 7:20

Analyte(s)	Result	RDL	MDL	Units	Method	Analysis Date	Analyst	Flag
Metals and Metalloids; EPA SW846 Series								
Manganese	ND	10	0.24	ug/L	EPA 6010B	01/19/11 15:23	lmt	

E.S.BABCOCK&Sons,Inc.
Environmental Laboratories est 1906

Client Name: Tetra Tech, Inc. - San Bernardino
Contact: Mark Feldman
Address: 301 E. Vanderbilt Way Suite 450
San Bernardino, CA 92408

Report Date: 02-Feb-2011

Project Name: Tetra-Tech Lockheed
Project Number: [none]

Work Order Number: A1A1289

Received on Ice (Y/N): Yes Temp: 3 °C

Anions - Batch Quality Control

Analyte(s)	Result	RDL	MDL	Units	Spike Level	Source Result	%REC	%REC Limits	RPD	RPD Limit	Flag
Batch 1A14054 - Analyzed as received											
Blank (1A14054-BLK1)					Prepared: 01/14/11 Analyzed: 01/15/11						
Chloride	0.500	1.0	0.50	mg/L							J
LCS (1A14054-BS1)					Prepared: 01/14/11 Analyzed: 01/15/11						
Chloride	49.8	1.0	0.50	mg/L	50.0		99.6	90-110			
Matrix Spike (1A14054-MS1)				**Source: A1A1282-02**	Prepared: 01/14/11 Analyzed: 01/15/11						
Chloride	39.6	1.0	0.50	mg/L	50.0	15.9	47.4	90-122			QFnt, QMout
Matrix Spike (1A14054-MS2)				**Source: A1A1289-01**	Prepared: 01/14/11 Analyzed: 01/15/11						
Chloride	70.8	1.0	0.50	mg/L	50.0	16.3	109	90-122			
Matrix Spike Dup (1A14054-MSD1)				**Source: A1A1282-02**	Prepared: 01/14/11 Analyzed: 01/15/11						
Chloride	71.3	1.0	0.50	mg/L	50.0	15.9	111	90-122	57.1	20	QFnt, QMout
Batch 1A24004 - Analyzed as received											
Blank (1A24004-BLK1)					Prepared & Analyzed: 01/24/11						
Total Alkalinity	ND	3.0	1.7	mg/L							
Hydroxide	ND	3.0	1.7	mg/L							
Carbonate	ND	3.0	1.7	mg/L							
Bicarbonate	ND	3.0	1.7	mg/L							
LCS (1A24004-BS1)					Prepared & Analyzed: 01/24/11						
Total Alkalinity	456	3.0	1.7	mg/L	472		96.6	95-105			
Carbonate	270	3.0	1.7	mg/L	272		99.3	95-105			
Duplicate (1A24004-DUP1)				**Source: A1A1289-01**	Prepared & Analyzed: 01/24/11						
Total Alkalinity	272	3.0	1.7	mg/L		278			2.18	20	
Hydroxide	ND	3.0	1.7	mg/L		ND				20	
Carbonate	ND	3.0	1.7	mg/L		ND				20	
Bicarbonate	332	3.0	1.7	mg/L		339			2.09	20	

Client Name: Tetra Tech, Inc. - San Bernardino
Contact: Mark Feldman
Address: 301 E. Vanderbilt Way Suite 450
San Bernardino, CA 92408

Report Date: 02-Feb-2011

Project Name: Tetra-Tech Lockheed
Project Number: [none]

Work Order Number: A1A1289

Received on Ice (Y/N): Yes Temp: 3 °C

Anions - Batch Quality Control

Analyte(s)	Result	RDL	MDL	Units	Spike Level	Source Result	%REC	%REC Limits	RPD	RPD Limit	Flag
Batch 1A24004 - Analyzed as received											
Duplicate (1A24004-DUP2)			**Source: A1A1551-08**	Prepared & Analyzed: 01/24/11							
Total Alkalinity	2040	30	17	mg/L		2050			0.489	20	
Hydroxide	ND	30	17	mg/L		ND				20	
Carbonate	ND	30	17	mg/L		ND				20	
Bicarbonate	2490	30	17	mg/L		2500			0.401	20	

Client Name: Tetra Tech, Inc. - San Bernardino
Contact: Mark Feldman
Address: 301 E. Vanderbilt Way Suite 450
San Bernardino, CA 92408

Report Date: 02-Feb-2011

Project Name: Tetra-Tech Lockheed
Project Number: [none]

Work Order Number: A1A1289

Received on Ice (Y/N): Yes Temp: 3 °C

Solids - Batch Quality Control

Analyte(s)	Result	RDL	MDL	Units	Spike Level	Source Result	%REC	%REC Limits	RPD	RPD Limit	Flag
Batch 1A19063 - Analyzed as received											
Blank (1A19063-BLK1)					Prepared & Analyzed: 01/19/11						
Total Dissolved Solids	ND	10	5.5	mg/L							
LCS (1A19063-BS1)					Prepared & Analyzed: 01/19/11						
Total Dissolved Solids	742	20	11	mg/L	746		99.5	90-110			
Duplicate (1A19063-DUP1)				**Source: A1A1218-01**	Prepared & Analyzed: 01/19/11						
Total Dissolved Solids	231	20	11	mg/L		252			8.70	20	
Batch 1A20038 - Analyzed as received											
Blank (1A20038-BLK1)					Prepared & Analyzed: 01/20/11						
Total Dissolved Solids	7.50	10	5.5	mg/L							J
LCS (1A20038-BS1)					Prepared & Analyzed: 01/20/11						
Total Dissolved Solids	719	20	11	mg/L	746		96.4	90-110			
Duplicate (1A20038-DUP1)				**Source: A1A1289-01**	Prepared & Analyzed: 01/20/11						
Total Dissolved Solids	420	20	11	mg/L		411			2.17	20	
Duplicate (1A20038-DUP2)				**Source: A1A1730-08**	Prepared & Analyzed: 01/20/11						
Total Dissolved Solids	326	20	11	mg/L		312			4.39	20	

E.S.BABCOCK&Sons,Inc.
Environmental Laboratories est 1906

Client Name: Tetra Tech, Inc. - San Bernardino
Contact: Mark Feldman
Address: 301 E. Vanderbilt Way Suite 450
San Bernardino, CA 92408

Report Date: 02-Feb-2011

Project Name: Tetra-Tech Lockheed
Project Number: [none]

Work Order Number: A1A1289

Received on Ice (Y/N): Yes Temp: 3 °C

Oxyhalides - Batch Quality Control

Analyte(s)	Result	RDL	MDL	Units	Spike Level	Source Result	%REC	%REC Limits	RPD	RPD Limit	Flag
Batch 1A17071 - Analyzed as received											
Blank (1A17071-BLK1)					Prepared: 01/17/11 Analyzed: 01/19/11						
Chlorate	ND	1.0	1.0	ug/L*							
LCS (1A17071-BS1)					Prepared: 01/17/11 Analyzed: 01/19/11						
Chlorate	11.5	1.0	1.0	ug/L*	10.0		115	80-120			
Duplicate (1A17071-DUP1)				**Source: A1A1289-01**	Prepared: 01/17/11 Analyzed: 01/19/11						
Chlorate	ND	1.0	1.0	ug/L*		ND				20	
Matrix Spike (1A17071-MS1)				**Source: A1A1289-01**	Prepared: 01/17/11 Analyzed: 01/19/11						
Chlorate	8.43	1.0	1.0	ug/L*	10.0	ND	84.3	80-120			
Matrix Spike Dup (1A17071-MSD1)				**Source: A1A1289-01**	Prepared: 01/17/11 Analyzed: 01/19/11						
Chlorate	9.58	1.0	1.0	ug/L*	10.0	ND	95.8	80-120	12.7	20	

Client Name: Tetra Tech, Inc. - San Bernardino
Contact: Mark Feldman
Address: 301 E. Vanderbilt Way Suite 450
San Bernardino, CA 92408

Report Date: 02-Feb-2011

Project Name: Tetra-Tech Lockheed
Project Number: [none]

Work Order Number: A1A1289

Received on Ice (Y/N): Yes Temp: 3 °C

Nutrients - Batch Quality Control

Analyte(s)	Result	RDL	MDL	Units	Spike Level	Source Result	%REC	%REC Limits	RPD	RPD Limit	Flag
Batch 1A14064 - Filter if turbid.											
LCS (1A14064-BS1)					Prepared & Analyzed: 01/14/11						
Nitrite as N	1.00	0.10	0.017	mg/L	1.00		100	90-110			
Matrix Spike (1A14064-MS1)			**Source: A1A1289-01**		Prepared & Analyzed: 01/14/11						
Nitrite as N	0.970	0.10	0.017	mg/L	1.00	ND	97.0	80-120			
Matrix Spike Dup (1A14064-MSD1)			**Source: A1A1289-01**		Prepared & Analyzed: 01/14/11						
Nitrite as N	0.980	0.10	0.017	mg/L	1.00	ND	98.0	80-120	1.03	20	

Client Name: Tetra Tech, Inc. - San Bernardino
Contact: Mark Feldman
Address: 301 E. Vanderbilt Way Suite 450
San Bernardino, CA 92408

Report Date: 02-Feb-2011

Project Name: Tetra-Tech Lockheed
Project Number: [none]

Work Order Number: A1A1289

Received on Ice (Y/N): Yes Temp: 3 °C

Metals and Metalloids; EPA SW846 Series - Batch Quality Control

Analyte(s)	Result	RDL	MDL	Units	Spike Level	Source Result	%REC	%REC Limits	RPD	RPD Limit	Flag
Batch 1A18040 - EPA 200.2 SOP M02C											
Blank (1A18040-BLK1)					Prepared & Analyzed: 01/19/11						
Manganese	ND	10	0.24	ug/L							
LCS (1A18040-BS1)					Prepared & Analyzed: 01/19/11						
Manganese	1030	10	0.24	ug/L	1000		102	85-115			
Matrix Spike (1A18040-MS1)				**Source: A1A1289-02**	Prepared & Analyzed: 01/19/11						
Manganese	1010	10	0.24	ug/L	1000	15.3	99.5	75-125			
Matrix Spike Dup (1A18040-MSD1)				**Source: A1A1289-02**	Prepared & Analyzed: 01/19/11						
Manganese	1050	10	0.24	ug/L	1000	15.3	103	75-125	3.34	20	

E.S.BABCOCK&Sons,Inc.
Environmental Laboratories est 1906

Client Name: Tetra Tech, Inc. - San Bernardino
Contact: Mark Feldman
Address: 301 E. Vanderbilt Way Suite 450
San Bernardino, CA 92408

Report Date: 02-Feb-2011

Project Name: Tetra-Tech Lockheed
Project Number: [none]

Work Order Number: A1A1289

Received on Ice (Y/N): Yes Temp: 3 °C

Notes and Definitions

J	Estimated value
QFnt	The referenced sample did not require this QC analyte, so a follow-up is not needed.
QMout	MS and/or MSD recovery did not meet laboratory acceptance criteria.
ND:	Analyte NOT DETECTED at or above the Method Detection Limit **(if MDL is reported)**, otherwise at or above the Reportable Detection Limit (RDL)
NR:	Not Reported
RDL:	Reportable Detection Limit
MDL:	Method Detection Limit

* / (Non-NELAP): NELAP does not offer accreditation for this analyte/method/matrix combination

Approval

Enclosed are the analytical results for the submitted sample(s). Babcock Laboratories certify the data presented as part of this report meet the minimum quality standards in the referenced analytical methods. Any exceptions have been noted. Babcock Laboratories and its officers and employees assume no responsibility and make no warranty, express or implied, for uses or interpretations made by any recipients, intended or unintended, of this report.

Lorenzo Rodriguez

Lorenzo (Z) Rodriguez

Project Manager

cc:

ESB_ mdl_PDF

E.S.BABCOCK&Sons,Inc.
Environmental Laboratories est 1906

Client Name: Tetra Tech, Inc. - San Bernardino
Contact: Mark Feldman
Address: 301 E. Vanderbilt Way Suite 450
San Bernardino, CA 92408

Report Date: 02-Feb-2011

Analytical Report: Page 15 of 15
Project Name: Tetra-Tech Lockheed
Project Number: [none]

Work Order Number: A1A1289

Received on Ice (Y/N): Yes Temp: 3 °C

CHAIN OF CUSTODY RECORD

DATE 1/13/11 PAGE 1 OF 1

SHIP TO: Babcock

TETRA TECH, INC.
301 E. Vanderbilt Way, Suite 450
San Bernardino, California 92408
Telephone: (909) 381-1674
FAX: (909) 889-1391

CLIENT: LMC
PROJECT NAME: LMC Becumcal Site 1 GW Sampling
PROJECT MANAGER: Chris Patrick
TC#: 25241-01.0601
SAMPLERS (Signature): Jose R. Santos

TURN-AROUND TIME: Standard

OBSERVATIONS/COMMENTS: Please report all data to the MDL.

PARAMETERS

LINE ITEM	SAMPLE NO.	DATE	TIME	FILTERED/UNFILTERED	MATRIX TYPE	CONTAINER TYPE	NUMBER OF CONTAINERS	PRESERVATIVE
1.	F33-TW3	1/13/11	905	U	W	P	3	HNO3 1 bottle MS/MSD
2.	F33-TW3-F	"	905	F	"	"	3	" MS/MSD
3.	F33-TW3-DUP	"	915	U	"	"	1	
4.	F33-TW3-DUP-F	"	915	F	"	"	1	
5.	MW-70	"	1127	U	"	"	2	
6.	MW-70-F	"	1127	F	W	V	1	
7.								
8.								
9.								
10.								

Alkalinity (SM2320B)
Chloride (E300.0)
Chloride (E252.0)
N.I. Hexane (SM5520 B)
Dissolved (SW6010)
Manganese
Total Dissolved Solids (SM2540 C)

FILTERING: ☑ FILTERED ☒ UNFILTERED

MATRIX TYPE: S - Soil, M - Sediment, W - Water

CONTAINER TYPE: G - Glass Bottle/Jar, SS - Stainless Steel Sleeve, SB - Brass Sleeve, P - Plastic Bottle/Jar

PRESERVATIVES: (Water Only) HCL, NaOH, H_2SO_4, NR (None required)

	SIGNATURE	COMPANY	DATE	TIME
RELINQUISHED BY	Jose R. Santos	TETRA TECH, INC.	1-11-11	1555
RECEIVED BY		ESB	1-14-11	1330
RELINQUISHED BY		ESB	1-14-11	1730
RECEIVED BY		ESB	1/14/11	0720

TOTAL NUMBER OF CONTAINERS ON THIS CHAIN OF CUSTODY: 11

METHOD OF SHIPMENT/SHIPMENT NO.: Courier

Special Shipping/Handling/Storage Requirements:

A1A1289 JAN 14 2011

DISTRIBUTION: White and Pink = Tetra Tech, Inc. Canary = Laboratory

X:\GISVAT-MISC\COCR.CDR

E.S.BABCOCK&Sons,Inc.
Environmental Laboratories est 1906

Client Name: Tetra Tech, Inc. - San Bernardino
Contact: Mark Feldman
Address: 301 E. Vanderbilt Way Suite 450
San Bernardino, CA 92408

Report Date: 02-Feb-2011

Analytical Report: Page 1 of 8
Project Name: Tetra-Tech Lockheed
Project Number: [none]

Work Order Number: A1A1336

Received on Ice (Y/N): Yes Temp: 3 °C

Attached is the analytical report for the sample(s) received for your project. Below is a list of the individual sample descriptions with the corresponding laboratory number(s). Also, enclosed is a copy of the Chain of Custody document (if received with your sample(s)). Please note any unused portion of the sample(s) may be responsibly discarded after 30 days from the above report date, unless you have requested otherwise.

Thank you for the opportunity to serve your analytical needs. If you have any questions or concerns regarding this report please contact our client service department.

Sample Identification

Lab Sample #	Client Sample ID	Matrix	Date Sampled	By	Date Submitted	By
A1A1336-01	MW-49 Beaumont Site 1 GW Sampling	Liquid	01/14/11 09:20	Jose R. Santoya	01/14/11 16:40	William Bayle
A1A1336-02	EW-13 Beaumont Site 1 GW Sampling	Liquid	01/14/11 09:35	Jose R. Santoya	01/14/11 16:40	William Bayle

Note: AM23GAX analyses were subcontracted to Microseeps. Microseeps data begins to appear on page 2.

Client Name: Tetra Tech, Inc. - San Bernardino
Contact: Mark Feldman
Address: 301 E. Vanderbilt Way Suite 450
San Bernardino, CA 92408

Report Date: 02-Feb-2011

Project Name: Tetra-Tech Lockheed
Project Number: [none]

Work Order Number: A1A1336

Received on Ice (Y/N): Yes Temp: 3 °C

microseeps
from insight comes solutions

Client Name: ES Babcock and Sons, Inc
Contact: Lorenzo Rodriguez
Address: 6100 Quail Valley
PO Box 432
Riverside, CA 92502-0432

Page: Page 1 of 4
Lab Proj #: P1101159
Report Date: 01/26/11
Client Proj Name: A1A1336
Client Proj #: A1A1336

Laboratory Results

Total pages in data package: 5

Lab Sample #	Client Sample ID
P1101159-01	MW-49
P1101159-02	EW-13

Microseeps test results meet all the requirements of the NELAC standards or provide reasons and/or justification if they do not.

Approved By: Heather Hauser (DH) ***Date:*** 1-27-11

Project Manager: Heather Hauser

The analytical results reported here are reliable and usable to the precision expressed in this report. As required by some regulating authorities, a full discussion of the uncertainty in our analytical results can be obtained at our web site or through customer service. Unless otherwise specified, all results are reported on a wet weight basis.

As a valued client we would appreciate your comments on our service.
Please call customer service at (412)826-5245 or email customerservice@microseeps.com.

Case Narrative:

220 William Pitt Way • Pittsburgh, PA 15238 • Tel 412-826-5245 • Fax 412-826-3433
website www.microseeps.com email info@microseeps.com

Client Name: Tetra Tech, Inc. - San Bernardino
Contact: Mark Feldman
Address: 301 E. Vanderbilt Way Suite 450
San Bernardino, CA 92408

Report Date: 02-Feb-2011

Analytical Report: Page 3 of 8
Project Name: Tetra-Tech Lockheed
Project Number: [none]

Work Order Number: A1A1336

Received on Ice (Y/N): Yes Temp: 3 °C

Client Name: ES Babcock and Sons, Inc
Contact: Lorenzo Rodriguez
Address: 6100 Quail Valley
PO Box 432
Riverside, CA 92502-0432

Page: Page 2 of 4
Lab Proj #: P1101159
Report Date: 01/26/11
Client Proj Name: A1A1336
Client Proj #: A1A1336

Sample Description	Matrix	Lab Sample #	Sampled Date/Time	Received
MW-49	Vapor	P1101159-01	14 Jan. 11 9:20	18 Jan. 11 11:06

Analyte(s)	Flag	Result	PQL	Units	Method #	Analysis Date	By
RiskAnalysis							
N Hydrogen		4.500	0.600	nM	AM20GAX	1/21/11	gt

PA02-00538

Data Qualifiers: J - estimated value, U - Non detect, R - Poor surrogate recovery, M - Recovery/RPD poor for MS/MSD, SAMP/DUP, B - detected in blank, S - field sample as received did not meet NELAC sample acceptance criteria, L - Subcontracted Lab used, N - NELAC certified analysis

MICROSEEPS

Client Name: Tetra Tech, Inc. - San Bernardino
Contact: Mark Feldman
Address: 301 E. Vanderbilt Way Suite 450
San Bernardino, CA 92408

Report Date: 02-Feb-2011

Analytical Report: Page 4 of 8
Project Name: Tetra-Tech Lockheed
Project Number: [none]

Work Order Number: A1A1336

Received on Ice (Y/N): Yes Temp: 3 °C

Client Name: ES Babcock and Sons, Inc
Contact: Lorenzo Rodriguez
Address: 6100 Quail Valley
PO Box 432
Riverside, CA 92502-0432

Page: Page 3 of 4
Lab Proj #: P1101159
Report Date: 01/26/11
Client Proj Name: A1A1336
Client Proj #: A1A1336

Sample Description	Matrix	Lab Sample #	Sampled Date/Time	Received
EW-13	Vapor	P1101159-02	14 Jan. 11 9:35	18 Jan. 11 11:06

Analyte(s)	Flag	Result	PQL	Units	Method #	Analysis Date	By
RiskAnalysis							
N Hydrogen		5.500	0.600	nM	AM20GAX	1/21/11	gt

PA02-00538

Data Qualifiers: J - estimated value, U - Non detect, R - Poor surrogate recovery, M - Recovery/RPD poor for MS/MSD, SAMP/DUP, B - detected in blank, S - field sample as received did not meet NELAC sample acceptance criteria, L - Subcontracted Lab used, N - NELAC certified analysis

MICROSEEPS

Client Name: Tetra Tech, Inc. - San Bernardino
Contact: Mark Feldman
Address: 301 E. Vanderbilt Way Suite 450
San Bernardino, CA 92408

Report Date: 02-Feb-2011

Analytical Report: Page 5 of 8
Project Name: Tetra-Tech Lockheed
Project Number: [none]

Work Order Number: A1A1336

Received on Ice (Y/N): Yes Temp: 3 °C

Client Name: ES Babcock and Sons, Inc
Contact: Lorenzo Rodriguez
Address: 6100 Quail Valley
PO Box 432
Riverside, CA 92502-0432

Page: Page 4 of 4
Lab Proj #: P1101159
Report Date: 01/26/11
Client Proj Name: A1A1336
Client Proj #: A1A1336

Prep Method: Hydrogen by Bubble Strip
Analysis Method: Hydrogen by Bubble Strip

M110121024-MB

	Result		TrueSpikeConc.	RDL	%Recovery	Ctl Limits
Hydrogen	< 0.600	nM		0.600		- NA

M110121024-LCS

	Result		TrueSpikeConc.	%Recovery	Ctl Limits
Hydrogen	49.000	nM	48.91	100.00	80 - 120

M110121024-LCSD

	Result		TrueSpikeConc.	%Recovery	Ctl Limits	RPD	RPD Ctl Limits
Hydrogen	49.000	nM	48.91	100.00	80 - 120	0.00	0 - 20

Outlined Results indicate results outside of Control limits

PA02-00538

Data Qualifiers: J - estimated value, U - Non detect, R - Poor surrogate recovery, M - Recovery/RPD poor for MS/MSD, SAMP/DUP, B - detected in blank, S - field sample as received did not meet NELAC sample acceptance criteria, L - Subcontracted Lab used, N - NELAC certified analysis

MICROSEEPS

E.S.BABCOCK&Sons,Inc.
Environmental Laboratories est 1906

Client Name: Tetra Tech, Inc. - San Bernardino
Contact: Mark Feldman
Address: 301 E. Vanderbilt Way Suite 450
San Bernardino, CA 92408

Project Name: Tetra-Tech Lockheed
Project Number: [none]

Work Order Number: A1A1336

Report Date: 02-Feb-2011
Received on Ice (Y/N): Yes Temp: 3 °C

P1101154

SUBCONTRACT ORDER Printed: 1/14/2011 17:35

E.S. Babcock & Sons, Inc.

A1A1336 12 578 1X9 01 4932 1328

SENDING LABORATORY:

E.S. Babcock & Sons, Inc.
P. O. Box 432
Riverside, CA 92502-0432
Phone: (951) 653-3351
Fax: (951) 653-1662
Project Manager: Lorenzo (Z) Rodriguez

RECEIVING LABORATORY:

Microseeps - Subcontract
220 William Pitt Way
Pittsburgh, PA 15238
Phone :(800) 659-2887
Fax: -

Need QC, J-Flag, Special EDD. LJC to email RUSH results and final PDF. All soilds report Dry Wt. Basis. All invoices for REVIEW prior to mailing. MONTHLY BILLING Email individual invoices to tes.sbo.ap@tetratech.com Login in-house & subcotract on same WO#

Analysis	Due	Expires Regulatory Days Past Date Sampled	Laboratory ID	Comments
Sample ID: A1A1336-01	**Liquid**	**Sampled:01/14/11 09:20**	**MW-49**	***Proj.No.:*[none]**
Subout	01/25/11 17:00	01/24/11 09:20	J-flags AM20GAX - Hydrogen	
Containers Supplied:				
Other- Unpres. (A)				
Sample ID: A1A1336-02	**Liquid**	**Sampled:01/14/11 09:35**	**EW-13**	***Proj.No.:*[none]**
Subout	01/25/11 17:00	01/24/11 09:35	J-flags AM20GAX - Hydrogen	
Containers Supplied:				
Other- Unpres. (A)				

Samples Received at 4 oC 1/18

All Containers Intact: ✓ Yes ___ No
Sample Lables / COC Agree: ✓ Yes ___ No
Samples Preserved Properly: ✓ Yes ___ No
Custody Seals Present: ✓ Yes ___ No

Please forward all acknowledgements of sample receipt, final reports and invoices to data@babcocklabs.com
NO HARDCOPIES PLEASE.

Released By 1-17-2011 Date | Received By | Date 1/18/11

Released By | Date | Received By | Date

Page 1 of 1

E.S.BABCOCK&Sons,Inc.
Environmental Laboratories est 1906

Client Name: Tetra Tech, Inc. - San Bernardino
Contact: Mark Feldman
Address: 301 E. Vanderbilt Way Suite 450
San Bernardino, CA 92408

Report Date: 02-Feb-2011

Analytical Report: Page 7 of 8
Project Name: Tetra-Tech Lockheed
Project Number: [none]

Work Order Number: A1A1336

Received on Ice (Y/N): Yes Temp: 3 °C



CHAIN OF CUSTODY RECORD

TETRA TECH, INC.
301 E. Vanderbilt Way, Suite 450
San Bernardino, California 92408
Telephone: (909) 381-1674
FAX: (909) 889-1391

SHIP TO: Babcock

DATE 1/14/11 PAGE 1 OF 1

CLIENT: LMC
PROJECT NAME: Remedial Site Investigation
PROJECT MANAGER: Chris Patrick
TC#: 25241-01.0401
SAMPLERS (Signature): [signature]

PARAMETERS: Cam 2008 (8260) (X)

LINE ITEM	SAMPLE NO.	DATE	TIME	FILTERED/UNFILTERED	MATRIX TYPE	CONTAINER TYPE	NUMBER OF CONTAINERS	PRESERVATIVE
1.	MW-49	1/14/11	920	U	W	G	1	NP
2.	EW-13		935	U	W	G	1	NR
3.								
4.								
5.								
6.								
7.								
8.								
9.								
10.								

TURN-AROUND TIME: Standard

OBSERVATIONS/COMMENTS: Please report all data to the MDL.

FILTERING: ☐ FILTERED ☑ UNFILTERED

MATRIX TYPE: S - Soil, M - Sediment, W - Water

CONTAINER TYPE: G - Glass Bottle/Jar, SS - Stainless Steel Sleeve, SB - Brass Sleeve, P - Plastic Bottle/Jar

PRESERVATIVES: (Water Only) HCL, NaOH, NR (None required), H_2SO_4

RELINQUISHED BY	SIGNATURE	TETRA TECH, INC.	DATE 1/14/11	TIME 1603	TOTAL NUMBER OF CONTAINERS ON THIS CHAIN OF CUSTODY: 2
RECEIVED BY	SIGNATURE	COMPANY ESLabcock	DATE 1-14-11	TIME 1605	METHOD OF SHIPMENT/SHIPMENT NO. Courier
RELINQUISHED BY	SIGNATURE	COMPANY ESLabcock	DATE 1-14-11	TIME 1615	Special Shipping/Handling/Storage Requirements:
RECEIVED BY	SIGNATURE	COMPANY ESB	DATE 1/14/11	TIME 1640	

A1A1336

DISTRIBUTION: White and Pink = Tetra Tech, Inc. Canary = Laboratory

X:\GIS\ATT-MISC\CCCR.CDR

E.S.BABCOCK&Sons,Inc.
Environmental Laboratories est 1906

Client Name:	Tetra Tech, Inc. - San Bernardino	Analytical Report:	Page 8 of 8
Contact:	Mark Feldman	Project Name:	Tetra-Tech Lockheed
Address:	301 E. Vanderbilt Way Suite 450 San Bernardino, CA 92408	Project Number:	[none]
		Work Order Number:	**A1A1336**
Report Date:	02-Feb-2011	Received on Ice (Y/N):	Yes Temp: 3 °C

Approval

Enclosed are the analytical results for the submitted sample(s). Babcock Laboratories certify the data presented as part of this report meet the minimum quality standards in the referenced analytical methods. Any exceptions have been noted. Babcock Laboratories and its officers and employees assume no responsibility and make no warranty, express or implied, for uses or interpretations made by any recipients, intended or unintended, of this report.

Lorenzo Rodriguez

Lorenzo (Z) Rodriguez

Project Manager

cc:

mailing
P.O Box 432
Riverside, CA 92502-0432

location
6100 Quail Valley Court
Riverside, CA 92507-0704

P 951 653 3351
F 951 653 1662
www.babcocklabs.com

NELAP no, 02101CA
CA ELAP no. 2698
EPA no. CA00102

E.S.BABCOCK&Sons,Inc.
Environmental Laboratories est 1906

Client Name: Tetra Tech, Inc. - San Bernardino
Contact: Mark Feldman
Address: 301 E. Vanderbilt Way Suite 450
San Bernardino, CA 92408

Report Date: 09-Feb-2011

Project Name: Tetra-Tech Lockheed
Project Number: [none]

Work Order Number: A1A1492

Received on Ice (Y/N): Yes Temp: 3 °C

Attached is the analytical report for the sample(s) received for your project. Below is a list of the individual sample descriptions with the corresponding laboratory number(s). Also, enclosed is a copy of the Chain of Custody document (if received with your sample(s)). Please note any unused portion of the sample(s) may be responsibly discarded after 30 days from the above report date, unless you have requested otherwise.

Thank you for the opportunity to serve your analytical needs. If you have any questions or concerns regarding this report please contact our client service department.

Sample Identification

Lab Sample #	Client Sample ID	Matrix	Date Sampled	By	Date Submitted	By
A1A1492-01	LEB-011711-BP LMC Beaumont Site 1	Liquid	01/17/11 07:30	Jose R. Santoya	01/18/11 07:30	William Bayle
A1A1492-02	LEB-011711-BP-F LMC Beaumont Site 1	Liquid	01/17/11 07:30	Jose R. Santoya	01/18/11 07:30	William Bayle
A1A1492-03	IW-03 LMC Beaumont Site 1	Liquid	01/17/11 08:38	Jose R. Santoya	01/18/11 07:30	William Bayle
A1A1492-04	IW-03-F LMC Beaumont Site 1	Liquid	01/17/11 08:38	Jose R. Santoya	01/18/11 07:30	William Bayle
A1A1492-05	IW-04 LMC Beaumont Site 1	Liquid	01/17/11 08:47	Jose R. Santoya	01/18/11 07:30	William Bayle
A1A1492-06	IW-04-F LMC Beaumont Site 1	Liquid	01/17/11 08:47	Jose R. Santoya	01/18/11 07:30	William Bayle
A1A1492-07	MW-102 LMC Beaumont Site 1	Liquid	01/17/11 11:23	Jose R. Santoya	01/18/11 07:30	William Bayle
A1A1492-08	MW-102-F LMC Beaumont Site 1	Liquid	01/17/11 11:23	Jose R. Santoya	01/18/11 07:30	William Bayle

The following samples were split from an unpreserved container at the laboratory after submittal and preserved appropriately. Federal guidelines (40CFR Parts 136 and 141) instruct preservation be performed on a separate container collected at site:

A1A1492-01

A1A1492-03

A1A1492-05

A1A1492-07

Note: Analyses RSK-175 and AM20GAX were subcontracted to Microseeps. Microseeps data begins to appear on page 31.

E.S.BABCOCK&Sons,Inc.
Environmental Laboratories est 1906

Client Name: Tetra Tech, Inc. - San Bernardino
Contact: Mark Feldman
Address: 301 E. Vanderbilt Way Suite 450
San Bernardino, CA 92408

Report Date: 09-Feb-2011

Project Name: Tetra-Tech Lockheed
Project Number: [none]

Work Order Number: A1A1492

Received on Ice (Y/N): Yes Temp: 3 °C

Laboratory Reference Number
A1A1492-01

Sample Description	Matrix	Sampled Date/Time	Received Date/Time
LEB-011711-BP LMC Beaumont Site 1	Liquid	01/17/11 07:30	01/18/11 7:30

Analyte(s)	Result	RDL	MDL	Units	Method	Analysis Date	Analyst	Flag
Anions								
Total Alkalinity	2.0	3.0	1.7	mg/L	SM 2320B	01/25/11 17:35	jma	J
Hydroxide	ND	3.0	1.7	mg/L	SM 2320B	01/25/11 17:35	jma	
Carbonate	ND	3.0	1.7	mg/L	SM 2320B	01/25/11 17:35	jma	
Bicarbonate	2.4	3.0	1.7	mg/L	SM 2320B	01/25/11 17:35	jma	J
Chloride	ND	1.0	0.50	mg/L	EPA 300.0	01/18/11 22:10	ss	
Sulfate	ND	0.50	0.37	mg/L	EPA 300.0	01/18/11 22:10	ss	
Nitrate as N	ND	0.20	0.11	mg/L	EPA 300.0	01/18/11 22:10	ss	
Solids								
Total Dissolved Solids	ND	10	5.5	mg/L	SM 2540C	01/21/11 07:55	aa	
Oxyhalides								
Chlorate	ND	1.0	1.0	ug/L*	EPA 332.0-M	01/19/11 21:40	aa	
General Inorganics								
Perchlorate	ND	0.10	0.071	ug/L*	EPA 332.0	01/19/11 21:40	aa	
Nutrients								
Nitrite as N	ND	0.10	0.017	mg/L	SM 4500NO2 B	01/18/11 14:41	cmd	
Metals and Metalloids; EPA SW846 Series								
Iron	6.1	20	2.3	ug/L	EPA 6010B	01/19/11 18:16	lmt	PblkJ, J
Volatile Organic Compounds by EPA 8260B								
1,1,1-Trichloroethane	ND	0.50	0.12	ug/L	EPA 8260B	01/25/11 00:15	eec	
1,1,2,2-Tetrachloroethane	ND	0.50	0.29	ug/L	EPA 8260B	01/25/11 00:15	eec	
1,1,2-Trichloroethane	ND	0.50	0.31	ug/L	EPA 8260B	01/25/11 00:15	eec	
1,1-Dichloroethane	ND	0.50	0.098	ug/L	EPA 8260B	01/25/11 00:15	eec	
1,1-Dichloroethene	ND	0.50	0.12	ug/L	EPA 8260B	01/25/11 00:15	eec	
1,2,3-Trichloropropane	ND	0.50	0.29	ug/L	EPA 8260B	01/25/11 00:15	eec	
1,2-Dichlorobenzene	ND	0.50	0.20	ug/L	EPA 8260B	01/25/11 00:15	eec	
1,2-Dichloroethane	ND	0.50	0.21	ug/L	EPA 8260B	01/25/11 00:15	eec	
1,2-Dichloropropane	ND	0.50	0.19	ug/L	EPA 8260B	01/25/11 00:15	eec	
1,3-Dichlorobenzene	ND	0.50	0.15	ug/L	EPA 8260B	01/25/11 00:15	eec	
1,4-Dichlorobenzene	ND	0.50	0.072	ug/L	EPA 8260B	01/25/11 00:15	eec	

E.S.BABCOCK&Sons,Inc.
Environmental Laboratories est 1906

Client Name: Tetra Tech, Inc. - San Bernardino
Contact: Mark Feldman
Address: 301 E. Vanderbilt Way Suite 450
San Bernardino, CA 92408

Report Date: 09-Feb-2011

Project Name: Tetra-Tech Lockheed
Project Number: [none]

Work Order Number: A1A1492

Received on Ice (Y/N): Yes Temp: 3 °C

Laboratory Reference Number
A1A1492-01

Sample Description	Matrix	Sampled Date/Time	Received Date/Time
LEB-011711-BP LMC Beaumont Site 1	Liquid	01/17/11 07:30	01/18/11 7:30

Analyte(s)	Result	RDL	MDL	Units	Method	Analysis Date	Analyst	Flag
Volatile Organic Compounds by EPA 8260B								
2-Butanone(MEK)	ND	3.0	1.2	ug/L	EPA 8260B	01/25/11 00:15	eec	
2-Hexanone	ND	5.0	1.2	ug/L	EPA 8260B	01/25/11 00:15	eec	
4-Methyl-2-Pentanone(MIBK)	ND	5.0	0.95	ug/L	EPA 8260B	01/25/11 00:15	eec	
Acetone	ND	10	5.0	ug/L	EPA 8260B	01/25/11 00:15	eec	
Benzene	ND	0.50	0.14	ug/L	EPA 8260B	01/25/11 00:15	eec	
Bromodichloromethane	ND	0.50	0.11	ug/L	EPA 8260B	01/25/11 00:15	eec	
Bromoform	ND	1.0	0.50	ug/L	EPA 8260B	01/25/11 00:15	eec	
Bromomethane	ND	0.50	0.48	ug/L	EPA 8260B	01/25/11 00:15	eec	
Carbon Disulfide	ND	0.50	0.36	ug/L	EPA 8260B	01/25/11 00:15	eec	
Carbon Tetrachloride	ND	0.50	0.15	ug/L	EPA 8260B	01/25/11 00:15	eec	
Chlorobenzene	ND	0.50	0.23	ug/L	EPA 8260B	01/25/11 00:15	eec	
Chloroethane	ND	0.50	0.35	ug/L	EPA 8260B	01/25/11 00:15	eec	
Chloroform	ND	0.50	0.46	ug/L	EPA 8260B	01/25/11 00:15	eec	
Chloromethane	ND	0.50	0.36	ug/L	EPA 8260B	01/25/11 00:15	eec	
cis-1,2-Dichloroethene	ND	0.50	0.18	ug/L	EPA 8260B	01/25/11 00:15	eec	
cis-1,3-Dichloropropene	ND	0.50	0.30	ug/L	EPA 8260B	01/25/11 00:15	eec	
Dibromochloromethane	ND	0.50	0.37	ug/L	EPA 8260B	01/25/11 00:15	eec	
Ethylbenzene	ND	0.50	0.26	ug/L	EPA 8260B	01/25/11 00:15	eec	
Methyl tert Butyl Ether	ND	5.0	0.43	ug/L	EPA 8260B	01/25/11 00:15	eec	
Methylene Chloride	0.21	3.0	0.15	ug/L	EPA 8260B	01/25/11 00:15	eec	J
Styrene	ND	0.50	0.22	ug/L	EPA 8260B	01/25/11 00:15	eec	
Tetrachloroethene	ND	0.50	0.23	ug/L	EPA 8260B	01/25/11 00:15	eec	
Toluene	0.35	0.50	0.22	ug/L	EPA 8260B	01/25/11 00:15	eec	J
trans-1,2-Dichloroethene	ND	0.50	0.10	ug/L	EPA 8260B	01/25/11 00:15	eec	
trans-1,3-Dichloropropene	ND	0.50	0.24	ug/L	EPA 8260B	01/25/11 00:15	eec	
Trichloroethene	ND	0.50	0.25	ug/L	EPA 8260B	01/25/11 00:15	eec	
Trichlorofluoromethane	ND	5.0	0.16	ug/L	EPA 8260B	01/25/11 00:15	eec	
Vinyl Acetate	ND	10	0.48	ug/L	EPA 8260B	01/25/11 00:15	eec	
Vinyl Chloride	ND	0.50	0.13	ug/L	EPA 8260B	01/25/11 00:15	eec	
Xylenes (m+p)	ND	0.50	0.36	ug/L	EPA 8260B	01/25/11 00:15	eec	
Xylenes (ortho)	ND	0.50	0.41	ug/L	EPA 8260B	01/25/11 00:15	eec	
1,4-Dioxane	ND	35	9.3	ug/L	EPA 8260B	01/25/11 00:15	eec	
Surrogate: 1,2-Dichloroethane-d4	107	% 80-124			EPA 8260B	01/25/11 00:15	eec	

E.S.BABCOCK&Sons,Inc.
Environmental Laboratories est 1906

Client Name: Tetra Tech, Inc. - San Bernardino
Contact: Mark Feldman
Address: 301 E. Vanderbilt Way Suite 450
San Bernardino, CA 92408

Report Date: 09-Feb-2011

Project Name: Tetra-Tech Lockheed
Project Number: [none]

Work Order Number: A1A1492

Received on Ice (Y/N): Yes Temp: 3 °C

Laboratory Reference Number

A1A1492-01

Sample Description	Matrix	Sampled Date/Time	Received Date/Time
LEB-011711-BP LMC Beaumont Site 1	Liquid	01/17/11 07:30	01/18/11 7:30

Analyte(s)	Result		RDL	MDL	Units	Method	Analysis Date	Analyst	Flag
Volatile Organic Compounds by EPA 8260B									
Surrogate: Bromofluorobenzene	101	%	80-120			EPA 8260B	01/25/11 00:15	eec	
Surrogate: Toluene-d8	98.2	%	80-120			EPA 8260B	01/25/11 00:15	eec	
Semivolatile Organic Compounds by EPA 8270C SIM									
1,4-Dioxane	ND		0.20	0.10	ug/L	EPA8270C M	01/25/11 17:52	DF	

E.S.BABCOCK&Sons,Inc.
Environmental Laboratories est 1906

Client Name: Tetra Tech, Inc. - San Bernardino
Contact: Mark Feldman
Address: 301 E. Vanderbilt Way Suite 450
San Bernardino, CA 92408

Report Date: 09-Feb-2011

Project Name: Tetra-Tech Lockheed
Project Number: [none]

Work Order Number: A1A1492

Received on Ice (Y/N): Yes Temp: 3 °C

Laboratory Reference Number

A1A1492-02

Sample Description	Matrix	Sampled Date/Time	Received Date/Time
LEB-011711-BP-F LMC Beaumont Site 1	Liquid	01/17/11 07:30	01/18/11 7:30

Analyte(s)	Result	RDL	MDL	Units	Method	Analysis Date	Analyst	Flag
Aggregate Organic Compounds								
Dissolved Organic Carbon	ND	0.70	0.36	mg/L	SM 5310B	01/19/11 11:51	cmd	N-TOC
Metals and Metalloids; EPA SW846 Series								
Manganese	2.9	10	0.24	ug/L	EPA 6010B	01/19/11 15:25	lmt	J

E.S.BABCOCK&Sons,Inc.
Environmental Laboratories est 1906

Client Name: Tetra Tech, Inc. - San Bernardino
Contact: Mark Feldman
Address: 301 E. Vanderbilt Way Suite 450
San Bernardino, CA 92408

Report Date: 09-Feb-2011

Project Name: Tetra-Tech Lockheed
Project Number: [none]

Work Order Number: A1A1492

Received on Ice (Y/N): Yes Temp: 3 °C

Laboratory Reference Number
A1A1492-03

Sample Description	Matrix	Sampled Date/Time	Received Date/Time
IW-03 LMC Beaumont Site 1	Liquid	01/17/11 08:38	01/18/11 7:30

Analyte(s)	Result	RDL	MDL	Units	Method	Analysis Date	Analyst	Flag
Anions								
Total Alkalinity	31	3.0	1.7	mg/L	SM 2320B	01/25/11 17:35	jma	
Hydroxide	ND	3.0	1.7	mg/L	SM 2320B	01/25/11 17:35	jma	
Carbonate	ND	3.0	1.7	mg/L	SM 2320B	01/25/11 17:35	jma	
Bicarbonate	38	3.0	1.7	mg/L	SM 2320B	01/25/11 17:35	jma	
Chloride	22	1.0	0.50	mg/L	EPA 300.0	01/18/11 22:18	ss	
Sulfate	1.2	0.50	0.37	mg/L	EPA 300.0	01/18/11 22:18	ss	
Nitrate as N	ND	0.20	0.11	mg/L	EPA 300.0	01/18/11 22:18	ss	
Solids								
Total Dissolved Solids	82	10	5.5	mg/L	SM 2540C	01/21/11 07:55	aa	
Oxyhalides								
Chlorate	ND	1.0	1.0	ug/L*	EPA 332.0-M	01/20/11 18:40	aa	
General Inorganics								
Perchlorate	1.7	0.10	0.071	ug/L*	EPA 332.0	01/20/11 18:40	aa	
Nutrients								
Nitrite as N	ND	0.10	0.017	mg/L	SM 4500NO2 B	01/18/11 14:41	cmd	
Metals and Metalloids; EPA SW846 Series								
Iron	19000	20	2.3	ug/L	EPA 6010B	01/19/11 18:17	lmt	
Volatile Organic Compounds by EPA 8260B								
1,1,1-Trichloroethane	ND	0.50	0.12	ug/L	EPA 8260B	01/25/11 10:38	eec	
1,1,2,2-Tetrachloroethane	ND	0.50	0.29	ug/L	EPA 8260B	01/25/11 10:38	eec	
1,1,2-Trichloroethane	ND	0.50	0.31	ug/L	EPA 8260B	01/25/11 10:38	eec	
1,1-Dichloroethane	1.8	0.50	0.098	ug/L	EPA 8260B	01/25/11 10:38	eec	
1,1-Dichloroethene	47	0.50	0.12	ug/L	EPA 8260B	01/25/11 10:38	eec	
1,2,3-Trichloropropane	ND	0.50	0.29	ug/L	EPA 8260B	01/25/11 10:38	eec	
1,2-Dichlorobenzene	ND	0.50	0.20	ug/L	EPA 8260B	01/25/11 10:38	eec	
1,2-Dichloroethane	0.38	0.50	0.21	ug/L	EPA 8260B	01/25/11 10:38	eec	J
1,2-Dichloropropane	ND	0.50	0.19	ug/L	EPA 8260B	01/25/11 10:38	eec	
1,3-Dichlorobenzene	ND	0.50	0.15	ug/L	EPA 8260B	01/25/11 10:38	eec	
1,4-Dichlorobenzene	ND	0.50	0.072	ug/L	EPA 8260B	01/25/11 10:38	eec	

E.S.BABCOCK&Sons,Inc.
Environmental Laboratories est 1906

Client Name: Tetra Tech, Inc. - San Bernardino
Contact: Mark Feldman
Address: 301 E. Vanderbilt Way Suite 450
San Bernardino, CA 92408

Report Date: 09-Feb-2011

Project Name: Tetra-Tech Lockheed
Project Number: [none]

Work Order Number: A1A1492

Received on Ice (Y/N): Yes Temp: 3 °C

Laboratory Reference Number
A1A1492-03

Sample Description	Matrix	Sampled Date/Time	Received Date/Time
IW-03 LMC Beaumont Site 1	Liquid	01/17/11 08:38	01/18/11 7:30

Analyte(s)	Result	RDL	MDL	Units	Method	Analysis Date	Analyst	Flag
Volatile Organic Compounds by EPA 8260B								
2-Butanone(MEK)	ND	3.0	1.2	ug/L	EPA 8260B	01/25/11 10:38	eec	
2-Hexanone	ND	5.0	1.2	ug/L	EPA 8260B	01/25/11 10:38	eec	
4-Methyl-2-Pentanone(MIBK)	ND	5.0	0.95	ug/L	EPA 8260B	01/25/11 10:38	eec	
Acetone	ND	10	5.0	ug/L	EPA 8260B	01/25/11 10:38	eec	
Benzene	0.21	0.50	0.14	ug/L	EPA 8260B	01/25/11 10:38	eec	J
Bromodichloromethane	ND	0.50	0.11	ug/L	EPA 8260B	01/25/11 10:38	eec	
Bromoform	ND	1.0	0.50	ug/L	EPA 8260B	01/25/11 10:38	eec	
Bromomethane	ND	0.50	0.48	ug/L	EPA 8260B	01/25/11 10:38	eec	
Carbon Disulfide	ND	0.50	0.36	ug/L	EPA 8260B	01/25/11 10:38	eec	
Carbon Tetrachloride	ND	0.50	0.15	ug/L	EPA 8260B	01/25/11 10:38	eec	
Chlorobenzene	ND	0.50	0.23	ug/L	EPA 8260B	01/25/11 10:38	eec	
Chloroethane	ND	0.50	0.35	ug/L	EPA 8260B	01/25/11 10:38	eec	
Chloroform	ND	0.50	0.46	ug/L	EPA 8260B	01/25/11 10:38	eec	
Chloromethane	ND	0.50	0.36	ug/L	EPA 8260B	01/25/11 10:38	eec	
cis-1,2-Dichloroethene	1.5	0.50	0.18	ug/L	EPA 8260B	01/25/11 10:38	eec	
cis-1,3-Dichloropropene	ND	0.50	0.30	ug/L	EPA 8260B	01/25/11 10:38	eec	
Dibromochloromethane	ND	0.50	0.37	ug/L	EPA 8260B	01/25/11 10:38	eec	
Ethylbenzene	ND	0.50	0.26	ug/L	EPA 8260B	01/25/11 10:38	eec	
Methyl tert Butyl Ether	ND	5.0	0.43	ug/L	EPA 8260B	01/25/11 10:38	eec	
Methylene Chloride	0.15	3.0	0.15	ug/L	EPA 8260B	01/25/11 10:38	eec	J
Styrene	ND	0.50	0.22	ug/L	EPA 8260B	01/25/11 10:38	eec	
Tetrachloroethene	ND	0.50	0.23	ug/L	EPA 8260B	01/25/11 10:38	eec	
Toluene	ND	0.50	0.22	ug/L	EPA 8260B	01/25/11 10:38	eec	
trans-1,2-Dichloroethene	ND	0.50	0.10	ug/L	EPA 8260B	01/25/11 10:38	eec	
trans-1,3-Dichloropropene	ND	0.50	0.24	ug/L	EPA 8260B	01/25/11 10:38	eec	
Trichloroethene	43	0.50	0.25	ug/L	EPA 8260B	01/25/11 10:38	eec	
Trichlorofluoromethane	ND	5.0	0.16	ug/L	EPA 8260B	01/25/11 10:38	eec	
Vinyl Acetate	ND	10	0.48	ug/L	EPA 8260B	01/25/11 10:38	eec	
Vinyl Chloride	ND	0.50	0.13	ug/L	EPA 8260B	01/25/11 10:38	eec	
Xylenes (m+p)	ND	0.50	0.36	ug/L	EPA 8260B	01/25/11 10:38	eec	
Xylenes (ortho)	ND	0.50	0.41	ug/L	EPA 8260B	01/25/11 10:38	eec	
1,4-Dioxane	17	35	9.3	ug/L	EPA 8260B	01/25/11 10:38	eec	J
Surrogate: 1,2-Dichloroethane-d4	103	% 80-124			EPA 8260B	01/25/11 10:38	eec	

E.S.BABCOCK&Sons,Inc.
Environmental Laboratories est 1906

Client Name: Tetra Tech, Inc. - San Bernardino
Contact: Mark Feldman
Address: 301 E. Vanderbilt Way Suite 450
San Bernardino, CA 92408

Report Date: 09-Feb-2011

Project Name: Tetra-Tech Lockheed
Project Number: [none]

Work Order Number: A1A1492

Received on Ice (Y/N): Yes Temp: 3 °C

Laboratory Reference Number

A1A1492-03

Sample Description	Matrix	Sampled Date/Time	Received Date/Time
IW-03 LMC Beaumont Site 1	Liquid	01/17/11 08:38	01/18/11 7:30

Analyte(s)	Result		RDL	MDL	Units	Method	Analysis Date	Analyst	Flag
Volatile Organic Compounds by EPA 8260B									
Surrogate: Bromofluorobenzene	100	%	80-120			EPA 8260B	01/25/11 10:38	eec	
Surrogate: Toluene-d8	98.9	%	80-120			EPA 8260B	01/25/11 10:38	eec	
Semivolatile Organic Compounds by EPA 8270C SIM									
1,4-Dioxane	24		0.20	0.10	ug/L	EPA8270C M	01/25/11 18:26	DF	

E.S.BABCOCK&Sons,Inc.
Environmental Laboratories est 1906

Client Name: Tetra Tech, Inc. - San Bernardino
Contact: Mark Feldman
Address: 301 E. Vanderbilt Way Suite 450
San Bernardino, CA 92408

Report Date: 09-Feb-2011

Project Name: Tetra-Tech Lockheed
Project Number: [none]

Work Order Number: A1A1492

Received on Ice (Y/N): Yes Temp: 3 °C

Laboratory Reference Number

A1A1492-04

Sample Description	Matrix	Sampled Date/Time	Received Date/Time
IW-03-F LMC Beaumont Site 1	Liquid	01/17/11 08:38	01/18/11 7:30

Analyte(s)	Result	RDL	MDL	Units	Method	Analysis Date	Analyst	Flag
Aggregate Organic Compounds								
Dissolved Organic Carbon	2.4	0.70	0.36	mg/L	SM 5310B	01/19/11 11:51	cmd	N-TOC
Metals and Metalloids; EPA SW846 Series								
Manganese	420	10	0.24	ug/L	EPA 6010B	01/19/11 15:26	lmt	

E.S.BABCOCK&Sons,Inc.
Environmental Laboratories est 1906

Client Name: Tetra Tech, Inc. - San Bernardino
Contact: Mark Feldman
Address: 301 E. Vanderbilt Way Suite 450
San Bernardino, CA 92408

Report Date: 09-Feb-2011

Project Name: Tetra-Tech Lockheed
Project Number: [none]

Work Order Number: A1A1492

Received on Ice (Y/N): Yes Temp: 3 °C

Laboratory Reference Number

A1A1492-05

Sample Description	Matrix	Sampled Date/Time	Received Date/Time
IW-04 LMC Beaumont Site 1	Liquid	01/17/11 08:47	01/18/11 7:30

Analyte(s)	Result	RDL	MDL	Units	Method	Analysis Date	Analyst	Flag
Anions								
Total Alkalinity	2.0	3.0	1.7	mg/L	SM 2320B	01/25/11 17:35	jma	J
Hydroxide	ND	3.0	1.7	mg/L	SM 2320B	01/25/11 17:35	jma	
Carbonate	ND	3.0	1.7	mg/L	SM 2320B	01/25/11 17:35	jma	
Bicarbonate	2.4	3.0	1.7	mg/L	SM 2320B	01/25/11 17:35	jma	J
Chloride	69	1.0	0.50	mg/L	EPA 300.0	01/18/11 22:27	ss	
Sulfate	0.60	0.50	0.37	mg/L	EPA 300.0	01/18/11 22:27	ss	
Nitrate as N	ND	0.20	0.11	mg/L	EPA 300.0	01/18/11 22:27	ss	
Solids								
Total Dissolved Solids	200	20	11	mg/L	SM 2540C	01/21/11 07:55	aa	
Oxyhalides								
Chlorate	ND	1.0	1.0	ug/L*	EPA 332.0-M	01/20/11 18:40	aa	
Nutrients								
Nitrite as N	ND	0.10	0.017	mg/L	SM 4500NO2 B	01/18/11 14:41	cmd	
Metals and Metalloids; EPA SW846 Series								
Iron	15000	20	2.3	ug/L	EPA 6010B	01/19/11 18:32	lmt	

E.S.BABCOCK&Sons,Inc.
Environmental Laboratories est 1906

Client Name: Tetra Tech, Inc. - San Bernardino
Contact: Mark Feldman
Address: 301 E. Vanderbilt Way Suite 450
San Bernardino, CA 92408

Report Date: 09-Feb-2011

Project Name: Tetra-Tech Lockheed
Project Number: [none]

Work Order Number: A1A1492

Received on Ice (Y/N): Yes Temp: 3 °C

Laboratory Reference Number

A1A1492-06

Sample Description	Matrix	Sampled Date/Time	Received Date/Time
IW-04-F LMC Beaumont Site 1	Liquid	01/17/11 08:47	01/18/11 7:30

Analyte(s)	Result	RDL	MDL	Units	Method	Analysis Date	Analyst	Flag
Aggregate Organic Compounds								
Dissolved Organic Carbon	0.85	0.70	0.36	mg/L	SM 5310B	01/19/11 11:51	cmd	N-TOC
Metals and Metalloids; EPA SW846 Series								
Manganese	660	10	0.24	ug/L	EPA 6010B	01/19/11 15:28	lmt	

E.S.BABCOCK&Sons,Inc.
Environmental Laboratories est 1906

Client Name: Tetra Tech, Inc. - San Bernardino
Contact: Mark Feldman
Address: 301 E. Vanderbilt Way Suite 450
San Bernardino, CA 92408

Report Date: 09-Feb-2011

Project Name: Tetra-Tech Lockheed
Project Number: [none]

Work Order Number: A1A1492

Received on Ice (Y/N): Yes Temp: 3 °C

Laboratory Reference Number
A1A1492-07

Sample Description	Matrix	Sampled Date/Time	Received Date/Time
MW-102 LMC Beaumont Site 1	Liquid	01/17/11 11:23	01/18/11 7:30

Analyte(s)	Result	RDL	MDL	Units	Method	Analysis Date	Analyst	Flag
Anions								
Total Alkalinity	120	3.0	1.7	mg/L	SM 2320B	01/25/11 17:35	jma	
Hydroxide	ND	3.0	1.7	mg/L	SM 2320B	01/25/11 17:35	jma	
Carbonate	ND	3.0	1.7	mg/L	SM 2320B	01/25/11 17:35	jma	
Bicarbonate	140	3.0	1.7	mg/L	SM 2320B	01/25/11 17:35	jma	
Chloride	5.3	1.0	0.50	mg/L	EPA 300.0	01/18/11 22:36	ss	
Sulfate	16	0.50	0.37	mg/L	EPA 300.0	01/18/11 22:36	ss	
Nitrate as N	ND	0.20	0.11	mg/L	EPA 300.0	01/18/11 22:36	ss	
Solids								
Total Dissolved Solids	160	20	11	mg/L	SM 2540C	01/20/11 22:25	sbd	
Oxyhalides								
Chlorate	ND	1.0	1.0	ug/L*	EPA 332.0-M	01/19/11 21:40	aa	
General Inorganics								
Perchlorate	ND	0.10	0.071	ug/L*	EPA 332.0	01/19/11 21:40	aa	
Nutrients								
Nitrite as N	0.030	0.10	0.017	mg/L	SM 4500NO2 B	01/18/11 14:41	cmd	J
Metals and Metalloids; EPA SW846 Series								
Iron	130	20	2.3	ug/L	EPA 6010B	01/21/11 15:49	lmt	
Volatile Organic Compounds by EPA 8260B								
1,1,1-Trichloroethane	ND	0.50	0.12	ug/L	EPA 8260B	01/25/11 03:08	eec	
1,1,2,2-Tetrachloroethane	ND	0.50	0.29	ug/L	EPA 8260B	01/25/11 03:08	eec	
1,1,2-Trichloroethane	ND	0.50	0.31	ug/L	EPA 8260B	01/25/11 03:08	eec	
1,1-Dichloroethane	1.5	0.50	0.098	ug/L	EPA 8260B	01/25/11 03:08	eec	
1,1-Dichloroethene	19	0.50	0.12	ug/L	EPA 8260B	01/25/11 03:08	eec	
1,2,3-Trichloropropane	ND	0.50	0.29	ug/L	EPA 8260B	01/25/11 03:08	eec	
1,2-Dichlorobenzene	ND	0.50	0.20	ug/L	EPA 8260B	01/25/11 03:08	eec	
1,2-Dichloroethane	0.25	0.50	0.21	ug/L	EPA 8260B	01/25/11 03:08	eec	J
1,2-Dichloropropane	ND	0.50	0.19	ug/L	EPA 8260B	01/25/11 03:08	eec	
1,3-Dichlorobenzene	ND	0.50	0.15	ug/L	EPA 8260B	01/25/11 03:08	eec	
1,4-Dichlorobenzene	ND	0.50	0.072	ug/L	EPA 8260B	01/25/11 03:08	eec	

E.S.BABCOCK&Sons,Inc.
Environmental Laboratories est 1906

Client Name: Tetra Tech, Inc. - San Bernardino
Contact: Mark Feldman
Address: 301 E. Vanderbilt Way Suite 450
San Bernardino, CA 92408

Report Date: 09-Feb-2011

Project Name: Tetra-Tech Lockheed
Project Number: [none]

Work Order Number: A1A1492

Received on Ice (Y/N): Yes Temp: 3 °C

Laboratory Reference Number
A1A1492-07

Sample Description	Matrix	Sampled Date/Time	Received Date/Time
MW-102 LMC Beaumont Site 1	Liquid	01/17/11 11:23	01/18/11 7:30

Analyte(s)	Result	RDL	MDL	Units	Method	Analysis Date	Analyst	Flag
Volatile Organic Compounds by EPA 8260B								
2-Butanone(MEK)	ND	3.0	1.2	ug/L	EPA 8260B	01/25/11 03:08	eec	
2-Hexanone	ND	5.0	1.2	ug/L	EPA 8260B	01/25/11 03:08	eec	
4-Methyl-2-Pentanone(MIBK)	ND	5.0	0.95	ug/L	EPA 8260B	01/25/11 03:08	eec	
Acetone	ND	10	5.0	ug/L	EPA 8260B	01/25/11 03:08	eec	
Benzene	ND	0.50	0.14	ug/L	EPA 8260B	01/25/11 03:08	eec	
Bromodichloromethane	ND	0.50	0.11	ug/L	EPA 8260B	01/25/11 03:08	eec	
Bromoform	ND	1.0	0.50	ug/L	EPA 8260B	01/25/11 03:08	eec	
Bromomethane	ND	0.50	0.48	ug/L	EPA 8260B	01/25/11 03:08	eec	
Carbon Disulfide	ND	0.50	0.36	ug/L	EPA 8260B	01/25/11 03:08	eec	
Carbon Tetrachloride	ND	0.50	0.15	ug/L	EPA 8260B	01/25/11 03:08	eec	
Chlorobenzene	ND	0.50	0.23	ug/L	EPA 8260B	01/25/11 03:08	eec	
Chloroethane	ND	0.50	0.35	ug/L	EPA 8260B	01/25/11 03:08	eec	
Chloroform	ND	0.50	0.46	ug/L	EPA 8260B	01/25/11 03:08	eec	
Chloromethane	ND	0.50	0.36	ug/L	EPA 8260B	01/25/11 03:08	eec	
cis-1,2-Dichloroethene	29	0.50	0.18	ug/L	EPA 8260B	01/25/11 03:08	eec	
cis-1,3-Dichloropropene	ND	0.50	0.30	ug/L	EPA 8260B	01/25/11 03:08	eec	
Dibromochloromethane	ND	0.50	0.37	ug/L	EPA 8260B	01/25/11 03:08	eec	
Ethylbenzene	ND	0.50	0.26	ug/L	EPA 8260B	01/25/11 03:08	eec	
Methyl tert Butyl Ether	ND	5.0	0.43	ug/L	EPA 8260B	01/25/11 03:08	eec	
Methylene Chloride	0.15	3.0	0.15	ug/L	EPA 8260B	01/25/11 03:08	eec	J
Styrene	ND	0.50	0.22	ug/L	EPA 8260B	01/25/11 03:08	eec	
Tetrachloroethene	ND	0.50	0.23	ug/L	EPA 8260B	01/25/11 03:08	eec	
Toluene	ND	0.50	0.22	ug/L	EPA 8260B	01/25/11 03:08	eec	
trans-1,2-Dichloroethene	1.9	0.50	0.10	ug/L	EPA 8260B	01/25/11 03:08	eec	
trans-1,3-Dichloropropene	ND	0.50	0.24	ug/L	EPA 8260B	01/25/11 03:08	eec	
Trichloroethene	14	0.50	0.25	ug/L	EPA 8260B	01/25/11 03:08	eec	
Trichlorofluoromethane	ND	5.0	0.16	ug/L	EPA 8260B	01/25/11 03:08	eec	
Vinyl Acetate	ND	10	0.48	ug/L	EPA 8260B	01/25/11 03:08	eec	
Vinyl Chloride	3.2	0.50	0.13	ug/L	EPA 8260B	01/25/11 03:08	eec	
Xylenes (m+p)	ND	0.50	0.36	ug/L	EPA 8260B	01/25/11 03:08	eec	
Xylenes (ortho)	ND	0.50	0.41	ug/L	EPA 8260B	01/25/11 03:08	eec	
1,4-Dioxane	18	35	9.3	ug/L	EPA 8260B	01/25/11 03:08	eec	J
Surrogate: 1,2-Dichloroethane-d4	103	% 80-124			EPA 8260B	01/25/11 03:08	eec	

E.S.BABCOCK&Sons,Inc.
Environmental Laboratories est 1906

Client Name: Tetra Tech, Inc. - San Bernardino
Contact: Mark Feldman
Address: 301 E. Vanderbilt Way Suite 450
San Bernardino, CA 92408

Report Date: 09-Feb-2011

Project Name: Tetra-Tech Lockheed
Project Number: [none]

Work Order Number: A1A1492

Received on Ice (Y/N): Yes Temp: 3 °C

Laboratory Reference Number
A1A1492-07

Sample Description	Matrix	Sampled Date/Time	Received Date/Time
MW-102 LMC Beaumont Site 1	Liquid	01/17/11 11:23	01/18/11 7:30

Analyte(s)	Result		RDL	MDL	Units	Method	Analysis Date	Analyst	Flag
Volatile Organic Compounds by EPA 8260B									
Surrogate: Bromofluorobenzene	100	%	80-120			EPA 8260B	01/25/11 03:08	eec	
Surrogate: Toluene-d8	98.3	%	80-120			EPA 8260B	01/25/11 03:08	eec	
Semivolatile Organic Compounds by EPA 8270C SIM									
1,4-Dioxane	20		0.20	0.10	ug/L	EPA8270C M	01/25/11 19:00	DF	

E.S.BABCOCK&Sons,Inc.
Environmental Laboratories est 1906

Client Name: Tetra Tech, Inc. - San Bernardino
Contact: Mark Feldman
Address: 301 E. Vanderbilt Way Suite 450
San Bernardino, CA 92408

Report Date: 09-Feb-2011

Project Name: Tetra-Tech Lockheed
Project Number: [none]

Work Order Number: A1A1492

Received on Ice (Y/N): Yes Temp: 3 °C

Laboratory Reference Number

A1A1492-08

Sample Description	Matrix	Sampled Date/Time	Received Date/Time
MW-102-F LMC Beaumont Site 1	Liquid	01/17/11 11:23	01/18/11 7:30

Analyte(s)	Result	RDL	MDL	Units	Method	Analysis Date	Analyst	Flag
Aggregate Organic Compounds								
Dissolved Organic Carbon	0.91	0.70	0.36	mg/L	SM 5310B	01/19/11 11:51	cmd	N-TOCc
Metals and Metalloids; EPA SW846 Series								
Manganese	110	10	0.24	ug/L	EPA 6010B	01/19/11 15:30	lmt	

Client Name: Tetra Tech, Inc. - San Bernardino
Contact: Mark Feldman
Address: 301 E. Vanderbilt Way Suite 450
San Bernardino, CA 92408

Report Date: 09-Feb-2011

Project Name: Tetra-Tech Lockheed
Project Number: [none]

Work Order Number: A1A1492

Received on Ice (Y/N): Yes Temp: 3 °C

Anions - Batch Quality Control

Analyte(s)	Result	RDL	MDL	Units	Spike Level	Source Result	%REC	%REC Limits	RPD	RPD Limit	Flag
Batch 1A18060 - Analyzed as received											
Blank (1A18060-BLK1)					Prepared & Analyzed: 01/18/11						
Sulfate	ND	0.50	0.37	mg/L							
Chloride	ND	1.0	0.50	mg/L							
Nitrate as N	ND	0.20	0.11	mg/L							
LCS (1A18060-BS1)					Prepared & Analyzed: 01/18/11						
Sulfate	47.2	0.50	0.37	mg/L	50.0		94.4	90-110			
Chloride	50.7	1.0	0.50	mg/L	50.0		101	90-110			
Nitrate as N	11.9	0.20	0.11	mg/L	11.3		105	90-110			
Matrix Spike (1A18060-MS1)				**Source: A1A1492-01**	Prepared & Analyzed: 01/18/11						
Sulfate	96.0	0.50	0.37	mg/L	100	ND	96.0	87-114			
Chloride	48.9	1.0	0.50	mg/L	50.0	ND	97.6	90-122			
Nitrate as N	4.39	0.20	0.11	mg/L	4.52	ND	97.3	78-120			
Matrix Spike (1A18060-MS2)				**Source: A1A1586-09**	Prepared: 01/18/11 Analyzed: 01/19/11						
Sulfate	161	0.50	0.37	mg/L	100	63.7	96.8	87-114			
Chloride	104	1.0	0.50	mg/L	50.0	51.8	104	90-122			
Nitrate as N	4.58	0.20	0.11	mg/L	4.52	0.429	91.9	78-120			
Matrix Spike Dup (1A18060-MSD1)				**Source: A1A1492-01**	Prepared & Analyzed: 01/18/11						
Sulfate	95.7	0.50	0.37	mg/L	100	ND	95.6	87-114	0.324	20	
Chloride	48.3	1.0	0.50	mg/L	50.0	ND	96.6	90-122	1.06	20	
Nitrate as N	4.30	0.20	0.11	mg/L	4.52	ND	95.2	78-120	2.15	20	
Batch 1A25008 - Analyzed as received											
Blank (1A25008-BLK1)					Prepared & Analyzed: 01/25/11						
Total Alkalinity	ND	3.0	1.7	mg/L							
Hydroxide	ND	3.0	1.7	mg/L							
Carbonate	ND	3.0	1.7	mg/L							
Bicarbonate	ND	3.0	1.7	mg/L							

Client Name: Tetra Tech, Inc. - San Bernardino
Contact: Mark Feldman
Address: 301 E. Vanderbilt Way Suite 450
San Bernardino, CA 92408

Report Date: 09-Feb-2011

Project Name: Tetra-Tech Lockheed
Project Number: [none]

Work Order Number: A1A1492

Received on Ice (Y/N): Yes Temp: 3 °C

Anions - Batch Quality Control

Analyte(s)	Result	RDL	MDL	Units	Spike Level	Source Result	%REC	%REC Limits	RPD	RPD Limit	Flag
Batch 1A25008 - Analyzed as received											
LCS (1A25008-BS1)					Prepared & Analyzed: 01/25/11						
Total Alkalinity	455	3.0	1.7	mg/L	472		96.4	95-105			
Carbonate	269	3.0	1.7	mg/L	272		98.9	95-105			
Duplicate (1A25008-DUP1)					**Source: A1A1697-01**	Prepared & Analyzed: 01/25/11					
Total Alkalinity	288	3.0	1.7	mg/L		294			2.06	20	
Hydroxide	ND	3.0	1.7	mg/L		ND				20	
Carbonate	ND	3.0	1.7	mg/L		ND				20	
Bicarbonate	351	3.0	1.7	mg/L		359			2.25	20	
Duplicate (1A25008-DUP2)					**Source: A1A1697-03**	Prepared & Analyzed: 01/25/11					
Total Alkalinity	133	3.0	1.7	mg/L		135			1.49	20	
Hydroxide	ND	3.0	1.7	mg/L		ND				20	
Carbonate	ND	3.0	1.7	mg/L		ND				20	
Bicarbonate	162	3.0	1.7	mg/L		165			1.83	20	

E.S.BABCOCK&Sons,Inc.
Environmental Laboratories est 1906

Client Name: Tetra Tech, Inc. - San Bernardino
Contact: Mark Feldman
Address: 301 E. Vanderbilt Way Suite 450
San Bernardino, CA 92408

Report Date: 09-Feb-2011

Project Name: Tetra-Tech Lockheed
Project Number: [none]

Work Order Number: A1A1492

Received on Ice (Y/N): Yes Temp: 3 °C

Solids - Batch Quality Control

Analyte(s)	Result	RDL	MDL	Units	Spike Level	Source Result	%REC	%REC Limits	RPD	RPD Limit	Flag
Batch 1A20038 - Analyzed as received											
Blank (1A20038-BLK1)					Prepared & Analyzed: 01/20/11						
Total Dissolved Solids	7.50	10	5.5	mg/L							J
LCS (1A20038-BS1)					Prepared & Analyzed: 01/20/11						
Total Dissolved Solids	719	20	11	mg/L	746		96.4	90-110			
Duplicate (1A20038-DUP1)				**Source: A1A1289-01**	Prepared & Analyzed: 01/20/11						
Total Dissolved Solids	420	20	11	mg/L		411			2.17	20	
Duplicate (1A20038-DUP2)				**Source: A1A1730-08**	Prepared & Analyzed: 01/20/11						
Total Dissolved Solids	326	20	11	mg/L		312			4.39	20	
Batch 1A21003 - Analyzed as received											
Blank (1A21003-BLK1)					Prepared & Analyzed: 01/21/11						
Total Dissolved Solids	7.00	10	5.5	mg/L							J
LCS (1A21003-BS1)					Prepared & Analyzed: 01/21/11						
Total Dissolved Solids	698	20	11	mg/L	746		93.6	90-110			
Duplicate (1A21003-DUP1)				**Source: A1A1725-01**	Prepared & Analyzed: 01/21/11						
Total Dissolved Solids	345	20	11	mg/L		350			1.44	20	
Duplicate (1A21003-DUP2)				**Source: A1A1873-08**	Prepared & Analyzed: 01/21/11						
Total Dissolved Solids	336	20	11	mg/L		349			3.80	20	

E.S.BABCOCK&Sons,Inc.
Environmental Laboratories est 1906

Client Name: Tetra Tech, Inc. - San Bernardino
Contact: Mark Feldman
Address: 301 E. Vanderbilt Way Suite 450
San Bernardino, CA 92408

Report Date: 09-Feb-2011

Project Name: Tetra-Tech Lockheed
Project Number: [none]

Work Order Number: A1A1492

Received on Ice (Y/N): Yes Temp: 3 °C

Aggregate Organic Compounds - Batch Quality Control

Analyte(s)	Result	RDL	MDL	Units	Spike Level	Source Result	%REC	%REC Limits	RPD	RPD Limit	Flag
Batch 1A19013 - As recieved											
Blank (1A19013-BLK1)					Prepared & Analyzed: 01/19/11						
Dissolved Organic Carbon	ND	0.70	0.36	mg/L							
LCS (1A19013-BS1)					Prepared & Analyzed: 01/19/11						
Dissolved Organic Carbon	4.11	0.70	0.36	mg/L	4.00		103	81.5-118			
Matrix Spike (1A19013-MS1)				**Source: A1A1282-03**	Prepared & Analyzed: 01/19/11						
Dissolved Organic Carbon	7.19	0.70	0.36	mg/L	4.00	3.85	83.4	80-120			
Matrix Spike Dup (1A19013-MSD1)				**Source: A1A1282-03**	Prepared & Analyzed: 01/19/11						
Dissolved Organic Carbon	7.18	0.70	0.36	mg/L	4.00	3.85	83.1	80-120	0.195	10	

Client Name: Tetra Tech, Inc. - San Bernardino
Contact: Mark Feldman
Address: 301 E. Vanderbilt Way Suite 450
San Bernardino, CA 92408

Report Date: 09-Feb-2011

Project Name: Tetra-Tech Lockheed
Project Number: [none]

Work Order Number: A1A1492

Received on Ice (Y/N): Yes Temp: 3 °C

Oxyhalides - Batch Quality Control

Analyte(s)	Result	RDL	MDL	Units	Spike Level	Source Result	%REC	%REC Limits	RPD	RPD Limit	Flag
Batch 1A18047 - Analyzed as received											
Blank (1A18047-BLK1)					Prepared & Analyzed: 01/18/11						
Chlorate	ND	1.0	1.0	ug/L*							
LCS (1A18047-BS1)					Prepared & Analyzed: 01/18/11						
Chlorate	10.6	1.0	1.0	ug/L*	10.0		106	80-120			
Duplicate (1A18047-DUP1)					**Source: A1A1282-02**	Prepared: 01/18/11		Analyzed: 01/19/11			
Chlorate	ND	1.0	1.0	ug/L*		ND				20	
Matrix Spike (1A18047-MS1)					**Source: A1A1282-02**	Prepared: 01/18/11		Analyzed: 01/19/11			
Chlorate	8.43	1.0	1.0	ug/L*	10.0	ND	84.3	80-120			
Matrix Spike Dup (1A18047-MSD1)					**Source: A1A1282-02**	Prepared: 01/18/11		Analyzed: 01/19/11			
Chlorate	9.82	1.0	1.0	ug/L*	10.0	ND	98.2	80-120	15.2	20	

E.S.BABCOCK&Sons,Inc.
Environmental Laboratories est 1906

Client Name: Tetra Tech, Inc. - San Bernardino
Contact: Mark Feldman
Address: 301 E. Vanderbilt Way Suite 450
San Bernardino, CA 92408

Report Date: 09-Feb-2011

Project Name: Tetra-Tech Lockheed
Project Number: [none]

Work Order Number: A1A1492

Received on Ice (Y/N): Yes Temp: 3 °C

General Inorganics - Batch Quality Control

Analyte(s)	Result	RDL	MDL	Units	Spike Level	Source Result	%REC	%REC Limits	RPD	RPD Limit	Flag
Batch 1A18047 - Analyzed as received											
Blank (1A18047-BLK1)					Prepared & Analyzed: 01/18/11						
Perchlorate	ND	0.10	0.071	ug/L*							
LCS (1A18047-BS1)					Prepared & Analyzed: 01/18/11						
Perchlorate	4.85	0.10	0.071	ug/L*	5.00		97.0	80-120			
Duplicate (1A18047-DUP1)				**Source: A1A1282-02**	Prepared: 01/18/11		Analyzed: 01/19/11				
Perchlorate	0.259	0.10	0.071	ug/L*		0.341			27.2	20	QRPDI
Matrix Spike (1A18047-MS1)				**Source: A1A1282-02**	Prepared: 01/18/11		Analyzed: 01/19/11				
Perchlorate	4.98	0.10	0.071	ug/L*	5.00	0.341	92.8	80-120			
Matrix Spike Dup (1A18047-MSD1)				**Source: A1A1282-02**	Prepared: 01/18/11		Analyzed: 01/19/11				
Perchlorate	5.75	0.10	0.071	ug/L*	5.00	0.341	108	80-120	14.3	20	

Client Name: Tetra Tech, Inc. - San Bernardino
Contact: Mark Feldman
Address: 301 E. Vanderbilt Way Suite 450
San Bernardino, CA 92408

Report Date: 09-Feb-2011

Project Name: Tetra-Tech Lockheed
Project Number: [none]

Work Order Number: A1A1492

Received on Ice (Y/N): Yes Temp: 3 °C

Nutrients - Batch Quality Control

Analyte(s)	Result	RDL	MDL	Units	Spike Level	Source Result	%REC	%REC Limits	RPD	RPD Limit	Flag
Batch 1A18028 - Filter if turbid.											
LCS (1A18028-BS1)					Prepared & Analyzed: 01/18/11						
Nitrite as N	0.950	0.10	0.017	mg/L	1.00		95.0	90-110			
Matrix Spike (1A18028-MS1)				**Source: A1A1411-02**	Prepared & Analyzed: 01/18/11						
Nitrite as N	0.980	0.10	0.017	mg/L	1.00	0.0200	96.0	80-120			
Matrix Spike Dup (1A18028-MSD1)				**Source: A1A1411-02**	Prepared & Analyzed: 01/18/11						
Nitrite as N	0.970	0.10	0.017	mg/L	1.00	0.0200	95.0	80-120	1.03	20	

E.S.BABCOCK&Sons,Inc.
Environmental Laboratories est 1906

Client Name: Tetra Tech, Inc. - San Bernardino
Contact: Mark Feldman
Address: 301 E. Vanderbilt Way Suite 450
San Bernardino, CA 92408

Report Date: 09-Feb-2011

Project Name: Tetra-Tech Lockheed
Project Number: [none]

Work Order Number: A1A1492

Received on Ice (Y/N): Yes Temp: 3 °C

Metals and Metalloids; EPA SW846 Series - Batch Quality Control

Analyte(s)	Result	RDL	MDL	Units	Spike Level	Source Result	%REC	%REC Limits	RPD	RPD Limit	Flag
Batch 1A18039 - EPA 200.2 SOP M02C											
Blank (1A18039-BLK1)					Prepared & Analyzed: 01/19/11						
Iron	22.7	20	2.3	ug/L							QBLK
LCS (1A18039-BS1)					Prepared & Analyzed: 01/19/11						
Iron	611	20	2.3	ug/L	583		105	85-115			
Matrix Spike (1A18039-MS1)				**Source: A1A1282-02**	Prepared & Analyzed: 01/19/11						
Iron	839	20	2.3	ug/L	583	189	112	75-125			
Matrix Spike Dup (1A18039-MSD1)				**Source: A1A1282-02**	Prepared & Analyzed: 01/19/11						
Iron	843	20	2.3	ug/L	583	189	112	75-125	0.462	20	
Batch 1A18040 - EPA 200.2 SOP M02C											
Blank (1A18040-BLK1)					Prepared & Analyzed: 01/19/11						
Manganese	ND	10	0.24	ug/L							
LCS (1A18040-BS1)					Prepared & Analyzed: 01/19/11						
Manganese	1030	10	0.24	ug/L	1000		102	85-115			
Matrix Spike (1A18040-MS1)				**Source: A1A1289-02**	Prepared & Analyzed: 01/19/11						
Manganese	1010	10	0.24	ug/L	1000	15.3	99.5	75-125			
Matrix Spike Dup (1A18040-MSD1)				**Source: A1A1289-02**	Prepared & Analyzed: 01/19/11						
Manganese	1050	10	0.24	ug/L	1000	15.3	103	75-125	3.34	20	
Batch 1A20048 - EPA 200.2 SOP M02C											
Blank (1A20048-BLK1)					Prepared & Analyzed: 01/21/11						
Iron	ND	20	2.3	ug/L							

E.S.BABCOCK&Sons,Inc.
Environmental Laboratories est 1906

Client Name: Tetra Tech, Inc. - San Bernardino
Contact: Mark Feldman
Address: 301 E. Vanderbilt Way Suite 450
San Bernardino, CA 92408

Report Date: 09-Feb-2011

Project Name: Tetra-Tech Lockheed
Project Number: [none]

Work Order Number: A1A1492

Received on Ice (Y/N): Yes Temp: 3 °C

Metals and Metalloids; EPA SW846 Series - Batch Quality Control

Analyte(s)	Result	RDL	MDL	Units	Spike Level	Source Result	%REC	%REC Limits	RPD	RPD Limit	Flag
Batch 1A20048 - EPA 200.2 SOP M02C											
LCS (1A20048-BS1)					Prepared & Analyzed: 01/21/11						
Iron	327	20	2.3	ug/L	333		98.2	85-115			
Matrix Spike (1A20048-MS1)			**Source: A1A1785-05**		Prepared & Analyzed: 01/21/11						
Iron	4270	20	2.3	ug/L	333	3990	81.9	75-125			
Matrix Spike Dup (1A20048-MSD1)			**Source: A1A1785-05**		Prepared & Analyzed: 01/21/11						
Iron	4220	20	2.3	ug/L	333	3990	68.6	75-125	1.04	20	QM-3x

Client Name: Tetra Tech, Inc. - San Bernardino
Contact: Mark Feldman
Address: 301 E. Vanderbilt Way Suite 450
San Bernardino, CA 92408

Report Date: 09-Feb-2011

Project Name: Tetra-Tech Lockheed
Project Number: [none]

Work Order Number: A1A1492

Received on Ice (Y/N): Yes Temp: 3 °C

Volatile Organic Compounds by EPA 8260B - Batch Quality Control

Analyte(s)	Result	RDL	MDL	Units	Spike Level	Source Result	%REC	%REC Limits	RPD	RPD Limit	Flag
Batch 1A24003 - Purge and Trap											
Blank (1A24003-BLK1)					Prepared & Analyzed: 01/24/11						
1,1,1-Trichloroethane	ND	0.50	0.12	ug/L							
1,1,2,2-Tetrachloroethane	ND	0.50	0.29	ug/L							
1,1,2-Trichloroethane	ND	0.50	0.31	ug/L							
1,1-Dichloroethane	ND	0.50	0.098	ug/L							
1,1-Dichloroethene	ND	0.50	0.12	ug/L							
1,2,3-Trichloropropane	ND	0.50	0.29	ug/L							
1,2-Dichlorobenzene	ND	0.50	0.20	ug/L							
1,2-Dichloroethane	ND	0.50	0.21	ug/L							
1,2-Dichloropropane	ND	0.50	0.19	ug/L							
1,3-Dichlorobenzene	ND	0.50	0.15	ug/L							
1,4-Dichlorobenzene	ND	0.50	0.072	ug/L							
2-Butanone(MEK)	ND	3.0	1.2	ug/L							
2-Hexanone	ND	5.0	1.2	ug/L							
4-Methyl-2-Pentanone(MIBK)	ND	5.0	0.95	ug/L							
Acetone	ND	10	5.0	ug/L							
Benzene	ND	0.50	0.14	ug/L							
Bromodichloromethane	ND	0.50	0.11	ug/L							
Bromoform	ND	1.0	0.50	ug/L							
Bromomethane	ND	0.50	0.48	ug/L							
Carbon Disulfide	ND	0.50	0.36	ug/L							
Carbon Tetrachloride	ND	0.50	0.15	ug/L							
Chlorobenzene	ND	0.50	0.23	ug/L							
Chloroethane	ND	0.50	0.35	ug/L							
Chloroform	ND	0.50	0.46	ug/L							
Chloromethane	ND	0.50	0.36	ug/L							
cis-1,2-Dichloroethene	ND	0.50	0.18	ug/L							
cis-1,3-Dichloropropene	ND	0.50	0.30	ug/L							
Dibromochloromethane	ND	0.50	0.37	ug/L							
Ethylbenzene	ND	0.50	0.26	ug/L							
Methyl tert Butyl Ether	ND	5.0	0.43	ug/L							
Methylene Chloride	ND	3.0	0.15	ug/L							
Styrene	ND	0.50	0.22	ug/L							
Tetrachloroethene	ND	0.50	0.23	ug/L							
Toluene	ND	0.50	0.22	ug/L							
trans-1,2-Dichloroethene	ND	0.50	0.10	ug/L							
trans-1,3-Dichloropropene	ND	0.50	0.24	ug/L							

Client Name: Tetra Tech, Inc. - San Bernardino
Contact: Mark Feldman
Address: 301 E. Vanderbilt Way Suite 450
San Bernardino, CA 92408

Report Date: 09-Feb-2011

Project Name: Tetra-Tech Lockheed
Project Number: [none]

Work Order Number: A1A1492

Received on Ice (Y/N): Yes Temp: 3 °C

Volatile Organic Compounds by EPA 8260B - Batch Quality Control

Analyte(s)	Result	RDL	MDL	Units	Spike Level	Source Result	%REC	%REC Limits	RPD	RPD Limit	Flag
Batch 1A24003 - Purge and Trap											
Blank (1A24003-BLK1)					Prepared & Analyzed: 01/24/11						
Trichloroethene	ND	0.50	0.25	ug/L							
Trichlorofluoromethane	ND	5.0	0.16	ug/L							
Vinyl Acetate	ND	10	0.48	ug/L							
Vinyl Chloride	ND	0.50	0.13	ug/L							
Xylenes (m+p)	ND	0.50	0.36	ug/L							
Xylenes (ortho)	ND	0.50	0.41	ug/L							
1,4-Dioxane	ND	35	9.3	ug/L							
Surrogate: 1,2-Dichloroethane-d4	*9.97*			ug/L	*10.0*		*99.7*	*80-124*			
Surrogate: Bromofluorobenzene	*9.89*			ug/L	*10.0*		*98.9*	*80-120*			
Surrogate: Toluene-d8	*9.79*			ug/L	*10.0*		*97.9*	*80-120*			
LCS (1A24003-BS1)					Prepared & Analyzed: 01/24/11						
1,1-Dichloroethane	23.1	0.50	0.098	ug/L	25.0		92.5	70-130			
1,1-Dichloroethene	24.2	0.50	0.12	ug/L	25.0		96.9	70-130			
1,4-Dichlorobenzene	25.5	0.50	0.072	ug/L	25.0		102	70-130			
Benzene	24.2	0.50	0.14	ug/L	25.0		96.6	70-130			
Bromodichloromethane	25.0	0.50	0.11	ug/L	25.0		99.8	70-130			
Bromoform	24.7	1.0	0.50	ug/L	25.0		98.8	70-130			
Chloroform	24.9	0.50	0.46	ug/L	25.0		99.8	70-130			
Dibromochloromethane	26.4	0.50	0.37	ug/L	25.0		105	70-130			
Ethylbenzene	24.4	0.50	0.26	ug/L	25.0		97.5	70-130			
Methyl tert Butyl Ether	24.1	5.0	0.43	ug/L	25.0		96.4	70-130			
Tetrachloroethene	24.1	0.50	0.23	ug/L	25.0		96.3	70-130			
Toluene	23.9	0.50	0.22	ug/L	25.0		95.5	70-130			
Trichloroethene	24.6	0.50	0.25	ug/L	25.0		98.4	70-130			
Vinyl Chloride	23.9	0.50	0.13	ug/L	25.0		95.6	70-130			
Xylenes (m+p)	49.7	0.50	0.36	ug/L	50.0		99.3	70-130			
Xylenes (ortho)	24.9	0.50	0.41	ug/L	25.0		99.5	70-130			
Surrogate: 1,2-Dichloroethane-d4	*9.98*			ug/L	*10.0*		*99.8*	*80-124*			
Surrogate: Bromofluorobenzene	*9.52*			ug/L	*10.0*		*95.2*	*80-120*			
Surrogate: Toluene-d8	*9.83*			ug/L	*10.0*		*98.3*	*80-120*			

Client Name: Tetra Tech, Inc. - San Bernardino
Contact: Mark Feldman
Address: 301 E. Vanderbilt Way Suite 450
San Bernardino, CA 92408

Report Date: 09-Feb-2011

Project Name: Tetra-Tech Lockheed
Project Number: [none]

Work Order Number: A1A1492

Received on Ice (Y/N): Yes Temp: 3 °C

Volatile Organic Compounds by EPA 8260B - Batch Quality Control

Analyte(s)	Result	RDL	MDL	Units	Spike Level	Source Result	%REC	%REC Limits	RPD	RPD Limit	Flag
Batch 1A24003 - Purge and Trap											
LCS Dup (1A24003-BSD1)					Prepared & Analyzed: 01/24/11						
1,1-Dichloroethane	22.2	0.50	0.098	ug/L	25.0		88.9	70-130	3.97	20	
1,1-Dichloroethene	23.1	0.50	0.12	ug/L	25.0		92.4	70-130	4.73	20	
1,4-Dichlorobenzene	24.6	0.50	0.072	ug/L	25.0		98.4	70-130	3.48	20	
Benzene	23.3	0.50	0.14	ug/L	25.0		93.0	70-130	3.75	20	
Bromodichloromethane	24.4	0.50	0.11	ug/L	25.0		97.5	70-130	2.39	20	
Bromoform	23.8	1.0	0.50	ug/L	25.0		95.4	70-130	3.54	20	
Chloroform	24.0	0.50	0.46	ug/L	25.0		96.0	70-130	3.88	20	
Dibromochloromethane	25.9	0.50	0.37	ug/L	25.0		104	70-130	1.80	20	
Ethylbenzene	23.9	0.50	0.26	ug/L	25.0		95.7	70-130	1.82	20	
Methyl tert Butyl Ether	23.6	5.0	0.43	ug/L	25.0		94.2	70-130	2.27	20	
Tetrachloroethene	23.8	0.50	0.23	ug/L	25.0		95.2	70-130	1.09	20	
Toluene	23.6	0.50	0.22	ug/L	25.0		94.5	70-130	1.09	20	
Trichloroethene	24.1	0.50	0.25	ug/L	25.0		96.3	70-130	2.22	20	
Vinyl Chloride	22.8	0.50	0.13	ug/L	25.0		91.0	70-130	4.89	20	
Xylenes (m+p)	49.2	0.50	0.36	ug/L	50.0		98.4	70-130	0.951	20	
Xylenes (ortho)	24.4	0.50	0.41	ug/L	25.0		97.4	70-130	2.15	20	
Surrogate: 1,2-Dichloroethane-d4	*9.75*			ug/L	*10.0*		*97.5*	*80-124*			
Surrogate: Bromofluorobenzene	*9.73*			ug/L	*10.0*		*97.3*	*80-120*			
Surrogate: Toluene-d8	*9.90*			ug/L	*10.0*		*99.0*	*80-120*			
Matrix Spike (1A24003-MS1)				**Source: A1A1282-02**	Prepared & Analyzed: 01/24/11						
1,1-Dichloroethane	24.8	0.50	0.098	ug/L	25.0	ND	99.1	70-130			
1,1-Dichloroethene	26.2	0.50	0.12	ug/L	25.0	ND	105	70-130			
1,4-Dichlorobenzene	26.9	0.50	0.072	ug/L	25.0	ND	107	70-130			
Benzene	25.7	0.50	0.14	ug/L	25.0	ND	103	70-130			
Bromodichloromethane	26.3	0.50	0.11	ug/L	25.0	ND	105	70-130			
Bromoform	25.8	1.0	0.50	ug/L	25.0	ND	103	70-130			
Chloroform	26.2	0.50	0.46	ug/L	25.0	ND	105	70-130			
Dibromochloromethane	27.1	0.50	0.37	ug/L	25.0	ND	108	70-130			
Ethylbenzene	25.9	0.50	0.26	ug/L	25.0	ND	104	70-130			
Methyl tert Butyl Ether	25.1	5.0	0.43	ug/L	25.0	ND	100	70-130			
Tetrachloroethene	26.0	0.50	0.23	ug/L	25.0	ND	104	70-130			
Toluene	25.6	0.50	0.22	ug/L	25.0	ND	103	70-130			
Trichloroethene	26.6	0.50	0.25	ug/L	25.0	ND	106	70-130			
Vinyl Chloride	25.8	0.50	0.13	ug/L	25.0	ND	103	70-130			
Xylenes (m+p)	52.9	0.50	0.36	ug/L	50.0	ND	106	70-130			
Xylenes (ortho)	26.3	0.50	0.41	ug/L	25.0	ND	105	70-130			

Client Name: Tetra Tech, Inc. - San Bernardino
Contact: Mark Feldman
Address: 301 E. Vanderbilt Way Suite 450
San Bernardino, CA 92408

Report Date: 09-Feb-2011

Project Name: Tetra-Tech Lockheed
Project Number: [none]

Work Order Number: A1A1492

Received on Ice (Y/N): Yes Temp: 3 °C

Volatile Organic Compounds by EPA 8260B - Batch Quality Control

Analyte(s)	Result	RDL	MDL	Units	Spike Level	Source Result	%REC	%REC Limits	RPD	RPD Limit	Flag
Batch 1A24003 - Purge and Trap											
Matrix Spike (1A24003-MS1)			**Source: A1A1282-02**		Prepared & Analyzed: 01/24/11						
Surrogate: 1,2-Dichloroethane-d4	*9.80*			ug/L	*10.0*		*98.0*	*80-124*			
Surrogate: Bromofluorobenzene	*9.65*			ug/L	*10.0*		*96.5*	*80-120*			
Surrogate: Toluene-d8	*9.81*			ug/L	*10.0*		*98.1*	*80-120*			
Matrix Spike Dup (1A24003-MSD1)			**Source: A1A1282-02**		Prepared & Analyzed: 01/24/11						
1,1-Dichloroethane	25.7	0.50	0.098	ug/L	25.0	ND	103	70-130	3.53	40	
1,1-Dichloroethene	27.5	0.50	0.12	ug/L	25.0	ND	110	70-130	4.76	40	
1,4-Dichlorobenzene	27.8	0.50	0.072	ug/L	25.0	ND	111	70-130	3.30	40	
Benzene	27.0	0.50	0.14	ug/L	25.0	ND	108	70-130	4.94	40	
Bromodichloromethane	26.9	0.50	0.11	ug/L	25.0	ND	108	70-130	2.44	40	
Bromoform	26.4	1.0	0.50	ug/L	25.0	ND	106	70-130	2.22	40	
Chloroform	27.5	0.50	0.46	ug/L	25.0	ND	110	70-130	5.03	40	
Dibromochloromethane	28.6	0.50	0.37	ug/L	25.0	ND	114	70-130	5.35	40	
Ethylbenzene	27.1	0.50	0.26	ug/L	25.0	ND	108	70-130	4.61	40	
Methyl tert Butyl Ether	26.5	5.0	0.43	ug/L	25.0	ND	106	70-130	5.47	40	
Tetrachloroethene	26.8	0.50	0.23	ug/L	25.0	ND	107	70-130	3.03	40	
Toluene	26.5	0.50	0.22	ug/L	25.0	ND	106	70-130	3.18	40	
Trichloroethene	27.6	0.50	0.25	ug/L	25.0	ND	110	70-130	3.77	40	
Vinyl Chloride	26.8	0.50	0.13	ug/L	25.0	ND	107	70-130	4.11	40	
Xylenes (m+p)	55.0	0.50	0.36	ug/L	50.0	ND	110	70-130	3.86	40	
Xylenes (ortho)	27.3	0.50	0.41	ug/L	25.0	ND	109	70-130	3.65	40	
Surrogate: 1,2-Dichloroethane-d4	*10.1*			ug/L	*10.0*		*101*	*80-124*			
Surrogate: Bromofluorobenzene	*9.68*			ug/L	*10.0*		*96.8*	*80-120*			
Surrogate: Toluene-d8	*9.82*			ug/L	*10.0*		*98.2*	*80-120*			

Client Name: Tetra Tech, Inc. - San Bernardino
Contact: Mark Feldman
Address: 301 E. Vanderbilt Way Suite 450
San Bernardino, CA 92408

Report Date: 09-Feb-2011

Project Name: Tetra-Tech Lockheed
Project Number: [none]

Work Order Number: A1A1492

Received on Ice (Y/N): Yes Temp: 3 °C

Semivolatile Organic Compounds by EPA 8270C SIM - Batch Quality Control

Analyte(s)	Result	RDL	MDL	Units	Spike Level	Source Result	%REC	%REC Limits	RPD	RPD Limit	Flag
Batch 1A23003 - EPA 3520C											
Blank (1A23003-BLK1)					Prepared: 01/23/11 Analyzed: 01/25/11						
1,4-Dioxane	ND	0.20	0.10	ug/L							
LCS (1A23003-BS1)					Prepared: 01/23/11 Analyzed: 01/25/11						
1,4-Dioxane	1.05	0.20	0.10	ug/L	1.00		105	85-115			
LCS Dup (1A23003-BSD1)					Prepared: 01/23/11 Analyzed: 01/25/11						
1,4-Dioxane	1.04	0.20	0.10	ug/L	1.00		104	85-115	0.957	20	
Matrix Spike (1A23003-MS1)			**Source: A1A0851-09RE**		Prepared: 01/23/11 Analyzed: 01/25/11						
1,4-Dioxane	574	2.0	1.0	ug/L	10.0	570	44.0	85-115			QM-5X

E.S.BABCOCK&Sons,Inc.
Environmental Laboratories est 1906

Client Name: Tetra Tech, Inc. - San Bernardino
Contact: Mark Feldman
Address: 301 E. Vanderbilt Way Suite 450
San Bernardino, CA 92408

Report Date: 09-Feb-2011

Project Name: Tetra-Tech Lockheed
Project Number: [none]

Work Order Number: A1A1492

Received on Ice (Y/N): Yes Temp: 3 °C

Notes and Definitions

J	Estimated value
N-TOCd	Sample filtered and preserved at laboratory after 15 minute regulatory holding time.
PblkJ	The analyte was detected in the Method Blank at a concentration between the MDL and the MRL.
QBLK	The method blank did not meet laboratory acceptance criteria.
QM-3x	Due to analyte concentration greater than or equal to 3 times the spike concentration, recoveries for the metal MS and/or MSD did not meet laboratory acceptance criteria.
QM-5X	Due to analyte concentration greater than or equal to 5 times the spike concentration, recoveries for the MS and/or MSD did not meet laboratory acceptance criteria.
QRPDl	Analyte concentration was below range for valid RPD determination.
ND:	Analyte NOT DETECTED at or above the Method Detection Limit **(if MDL is reported)**, otherwise at or above the Reportable Detection Limit (RDL)
NR:	Not Reported
RDL:	Reportable Detection Limit
MDL:	Method Detection Limit

* / (Non-NELAP): NELAP does not offer accreditation for this analyte/method/matrix combination

Approval

Enclosed are the analytical results for the submitted sample(s). Babcock Laboratories certify the data presented as part of this report meet the minimum quality standards in the referenced analytical methods. Any exceptions have been noted. Babcock Laboratories and its officers and employees assume no responsibility and make no warranty, express or implied, for uses or interpretations made by any recipients, intended or unintended, of this report.

Lorenzo Rodriguez

Lorenzo (Z) Rodriguez

Project Manager

cc:

ESB_ mdl_PDF

E.S.BABCOCK&Sons,Inc.
Environmental Laboratories est 1906

Client Name: Tetra Tech, Inc. - San Bernardino
Contact: Mark Feldman
Address: 301 E. Vanderbilt Way Suite 450
San Bernardino, CA 92408

Report Date: 09-Feb-2011

Project Name: Tetra-Tech Lockheed
Project Number: [none]

Work Order Number: A1A1492

Received on Ice (Y/N): Yes Temp: 3 °C

microseeps
from insight comes solutions

Client Name: ES Babcock and Sons, Inc
Contact: Lorenzo Rodriguez
Address: 6100 Quail Valley
PO Box 432
Riverside, CA 92502-0432

Page: Page 1 of 7
Lab Proj #: P1101174
Report Date: 01/28/11
Client Proj Name: A1A1492
Client Proj #: A1A1492

Laboratory Results

Total pages in data package: 9

Lab Sample #	Client Sample ID
P1101174-01	LEB-011711-BP
P1101174-02	IW-03
P1101174-03	IW-04
P1101174-04	MW-102

Microseeps test results meet all the requirements of the NELAC standards or provide reasons and/or justification if they do not.

Approved By: Heather Hauser *Date:* 1-31-11

Project Manager: Heather Hauser

The analytical results reported here are reliable and usable to the precision expressed in this report. As required by some regulating authorities, a full discussion of the uncertainty in our analytical results can be obtained at our web site or through customer service. Unless otherwise specified, all results are reported on a wet weight basis.

As a valued client we would appreciate your comments on our service.
Please call customer service at (412)826-5245 or email customerservice@microseeps.com.

Case Narrative:

220 William Pitt Way • Pittsburgh, PA 15238 • Tel 412-826-5245 • Fax 412-826-3433
website www.microseeps.com email info@microseeps.com

Client Name: Tetra Tech, Inc. - San Bernardino
Contact: Mark Feldman
Address: 301 E. Vanderbilt Way Suite 450
San Bernardino, CA 92408

Report Date: 09-Feb-2011

Project Name: Tetra-Tech Lockheed
Project Number: [none]

Work Order Number: A1A1492

Received on Ice (Y/N): Yes Temp: 3 °C

Client Name: ES Babcock and Sons, Inc
Contact: Lorenzo Rodriguez
Address: 6100 Quail Valley
PO Box 432
Riverside, CA 92502-0432

Lab Proj #: P1101174
Report Date: 01/28/11
Client Proj Name: A1A1492
Client Proj #: A1A1492

Sample Description	Matrix	Lab Sample #	Sampled Date/Time	Received
LEB-011711-BP	Water	P1101174-01	17 Jan. 11 7:30	19 Jan. 11 10:50

Analyte(s)	Flag	Result	PQL	Units	Method #	Analysis Date	By
RiskAnalysis							
N Ethane	U	< 0.10	0.10	ug/L	RSK-175	1/25/11	gt
N Ethene	U	< 0.10	0.10	ug/L	RSK-175	1/25/11	gt
N Methane	J	0.07	0.10	ug/L	RSK-175	1/25/11	gt

PA02-00538

Data Qualifiers: J - estimated value, U - Non detect, R - Poor surrogate recovery, M - Recovery/RPD poor for MS/MSD, SAMP/DUP, B - detected in blank, S - field sample as received did not meet NELAC sample acceptance criteria, L - Subcontracted Lab used, N - NELAC certified analysis

MICROSEEPS

Client Name: Tetra Tech, Inc. - San Bernardino
Contact: Mark Feldman
Address: 301 E. Vanderbilt Way Suite 450
San Bernardino, CA 92408

Report Date: 09-Feb-2011

Project Name: Tetra-Tech Lockheed
Project Number: [none]

Work Order Number: A1A1492

Received on Ice (Y/N): Yes Temp: 3 °C

Client Name: ES Babcock and Sons, Inc
Contact: Lorenzo Rodriguez
Address: 6100 Quail Valley
PO Box 432
Riverside, CA 92502-0432

Lab Proj #: P1101174
Report Date: 01/28/11
Client Proj Name: A1A1492
Client Proj #: A1A1492

Sample Description	Matrix	Lab Sample #	Sampled Date/Time	Received
IW-03	Water	P1101174-02	17 Jan. 11 8:38	19 Jan. 11 10:50

Analyte(s)	Flag	Result	PQL	Units	Method #	Analysis Date	By
RiskAnalysis							
N Ethane		7.70	0.10	ug/L	RSK-175	1/25/11	gt
N Ethene		1.90	0.10	ug/L	RSK-175	1/25/11	gt
N Hydrogen		3.200	0.600	nM	AM20GAX	1/24/11	gt
N Methane		91.00	0.10	ug/L	RSK-175	1/25/11	gt

PA02-00538

Data Qualifiers: J - estimated value, U - Non detect, R - Poor surrogate recovery, M - Recovery/RPD poor for MS/MSD, SAMP/DUP, B - detected in blank, S - field sample as received did not meet NELAC sample acceptance criteria, L - Subcontracted Lab used, N - NELAC certified analysis

MICROSEEPS

Client Name: Tetra Tech, Inc. - San Bernardino
Contact: Mark Feldman
Address: 301 E. Vanderbilt Way Suite 450
San Bernardino, CA 92408

Report Date: 09-Feb-2011

Project Name: Tetra-Tech Lockheed
Project Number: [none]

Work Order Number: A1A1492

Received on Ice (Y/N): Yes Temp: 3 °C

Client Name: ES Babcock and Sons, Inc
Contact: Lorenzo Rodriguez
Address: 6100 Quail Valley
PO Box 432
Riverside, CA 92502-0432

Lab Proj #: P1101174
Report Date: 01/28/11
Client Proj Name: A1A1492
Client Proj #: A1A1492

Sample Description	Matrix	Lab Sample #	Sampled Date/Time	Received
IW-04	Water	P1101174-03	17 Jan. 11 8:47	19 Jan. 11 10:50

Analyte(s)	Flag	Result	PQL	Units	Method #	Analysis Date	By
RiskAnalysis							
N Ethane		14.00	0.10	ug/L	RSK-175	1/25/11	gt
N Ethene		2.70	0.10	ug/L	RSK-175	1/25/11	gt
N Hydrogen		20.000	0.600	nM	AM20GAX	1/24/11	gt
N Methane		4200.00	2.00	ug/L	RSK-175	1/25/11	gt

PA02-00538

Data Qualifiers: J - estimated value, U - Non detect, R - Poor surrogate recovery, M - Recovery/RPD poor for MS/MSD, SAMP/DUP, B - detected in blank, S - field sample as received did not meet NELAC sample acceptance criteria, L - Subcontracted Lab used, N - NELAC certified analysis

MICROSEEPS

Client Name: Tetra Tech, Inc. - San Bernardino
Contact: Mark Feldman
Address: 301 E. Vanderbilt Way Suite 450
San Bernardino, CA 92408

Report Date: 09-Feb-2011

Analytical Report: Page 35 of 40
Project Name: Tetra-Tech Lockheed
Project Number: [none]

Work Order Number: A1A1492

Received on Ice (Y/N): Yes Temp: 3 °C

Client Name: ES Babcock and Sons, Inc
Contact: Lorenzo Rodriguez
Address: 6100 Quail Valley
PO Box 432
Riverside, CA 92502-0432

Page: Page 5 of 7
Lab Proj #: P1101174
Report Date: 01/28/11
Client Proj Name: A1A1492
Client Proj #: A1A1492

Sample Description	Matrix	Lab Sample #	Sampled Date/Time	Received
MW-102	Water	P1101174-04	17 Jan. 11 11:23	19 Jan. 11 10:50

Analyte(s)	Flag	Result	PQL	Units	Method #	Analysis Date	By
RiskAnalysis							
N Ethane	J	0.02	0.10	ug/L	RSK-175	1/25/11	gt
N Ethene	J	0.08	0.10	ug/L	RSK-175	1/25/11	gt
N Hydrogen		1.900	1.200	nM	AM20GAX	1/24/11	gt
N Methane		83.00	0.10	ug/L	RSK-175	1/25/11	gt

PA02-00538

Data Qualifiers: J - estimated value, U - Non detect, R - Poor surrogate recovery, M - Recovery/RPD poor for MS/MSD, SAMP/DUP, B - detected in blank, S - field sample as received did not meet NELAC sample acceptance criteria, L - Subcontracted Lab used, N - NELAC certified analysis

MICROSEEPS

Client Name: Tetra Tech, Inc. - San Bernardino
Contact: Mark Feldman
Address: 301 E. Vanderbilt Way Suite 450
San Bernardino, CA 92408

Report Date: 09-Feb-2011

Analytical Report: Page 36 of 40
Project Name: Tetra-Tech Lockheed
Project Number: [none]

Work Order Number: A1A1492

Received on Ice (Y/N): Yes Temp: 3 °C

Client Name: ES Babcock and Sons, Inc
Contact: Lorenzo Rodriguez
Address: 6100 Quail Valley
PO Box 432
Riverside, CA 92502-0432

Page: Page 6 of 7
Lab Proj #: P1101174
Report Date: 01/28/11
Client Proj Name: A1A1492
Client Proj #: A1A1492

Prep Method: Light Hydrocarbons (C1-C4) in Water
Analysis Method: Light Hydrocarbons (C1-C4) in Water

M110126007-MB

	Result		TrueSpikeConc.	RDL	%Recovery	Ctl Limits
Methane	0.08	ug/L		0.10		- NA
Ethane	< 0.10	ug/L		0.10		- NA
Ethene	< 0.10	ug/L		0.10		- NA

M110126007-LCS

	Result		TrueSpikeConc.	%Recovery	Ctl Limits
Methane	47.00	ug/L	48.40	97.00	85 - 115
Ethane	86.00	ug/L	90.00	96.00	85 - 115
Ethene	79.00	ug/L	81.60	97.00	85 - 115

M110126007-LCSD

	Result		TrueSpikeConc.	%Recovery	Ctl Limits	RPD	RPD Ctl Limits
Methane	47.00	ug/L	48.40	97.00	85 - 115	0.00	0 - 20
Ethane	88.00	ug/L	90.00	98.00	85 - 115	2.30	0 - 20
Ethene	82.00	ug/L	81.60	100.00	85 - 115	3.73	0 - 20

P1101112-02A-DUP

	Result		TrueSpikeConc.	%Recovery	Ctl Limits	RPD	RPD Ctl Limits
Methane	23.00	ug/L			- NA	0.00	0 - 20
Ethane	12.00	ug/L			- NA	8.70	0 - 20
Ethene	14.00	ug/L			- NA	0.00	0 - 20

Outlined Results indicate results outside of Control limits

PA02-00538

Data Qualifiers: J - estimated value, U - Non detect, R - Poor surrogate recovery, M - Recovery/RPD poor for MS/MSD, SAMP/DUP, B - detected in blank, S - field sample as received did not meet NELAC sample acceptance criteria, L - Subcontracted Lab used, N - NELAC certified analysis

MICROSEEPS

Client Name: Tetra Tech, Inc. - San Bernardino
Contact: Mark Feldman
Address: 301 E. Vanderbilt Way Suite 450
San Bernardino, CA 92408

Report Date: 09-Feb-2011

Project Name: Tetra-Tech Lockheed
Project Number: [none]

Work Order Number: A1A1492

Received on Ice (Y/N): Yes Temp: 3 °C

Client Name: ES Babcock and Sons, Inc
Contact: Lorenzo Rodriguez
Address: 6100 Quail Valley
PO Box 432
Riverside, CA 92502-0432

Lab Proj #: P1101174
Report Date: 01/28/11
Client Proj Name: A1A1492
Client Proj #: A1A1492

Prep Method: Hydrogen by Bubble Strip
Analysis Method: Hydrogen by Bubble Strip

M110127017-MB

	Result		TrueSpikeConc.	RDL	%Recovery	Ctl Limits
Hydrogen	< 0.600	nM		0.600		- NA

M110127017-LCS

	Result		TrueSpikeConc.	%Recovery	Ctl Limits
Hydrogen	47.000	nM	48.91	96.00	80 - 120

M110127017-LCSD

	Result		TrueSpikeConc.	%Recovery	Ctl Limits	RPD	RPD Ctl Limits
Hydrogen	47.000	nM	48.91	96.00	80 - 120	0.00	0 - 20

Outlined Results indicate results outside of Control limits

PA02-00538

Data Qualifiers: J - estimated value, U - Non detect, R - Poor surrogate recovery, M - Recovery/RPD poor for MS/MSD, SAMP/DUP, B - detected in blank, S - field sample as received did not meet NELAC sample acceptance criteria, L - Subcontracted Lab used, N - NELAC certified analysis

MICROSEEPS

Client Name: Tetra Tech, Inc. - San Bernardino
Contact: Mark Feldman
Address: 301 E. Vanderbilt Way Suite 450
San Bernardino, CA 92408

Report Date: 09-Feb-2011

Project Name: Tetra-Tech Lockheed
Project Number: [none]

Work Order Number: A1A1492

Received on Ice (Y/N): Yes Temp: 3 °C

SUBCONTRACT ORDER Printed: 1/18/2011 12:00

E.S. Babcock & Sons, Inc.

A1A1492 1Z 578 1X9 4836 8601

SENDING LABORATORY:
E.S. Babcock & Sons, Inc.
P. O. Box 432
Riverside, CA 92502-0432
Phone: (951) 653-3351
Fax: (951) 653-1662
Project Manager: Lorenzo (Z) Rodriguez

RECEIVING LABORATORY:
Microseeps - Subcontract
220 William Pitt Way
Pittsburgh, PA 15238
Phone :(800) 659-2887
Fax: -

P110174

Need QC, J-Flag, Special EDD. LJC to email RUSH results and final PDF. All soilds report Dry Wt. Basis. All invoices for REVIEW prior to mailing. MONTHLY BILLING Email individual invoices to tes.sbo.ap@tetratech.com Login in-house & subcotract on same WO#

Analysis	Due	Expires Regulatory Days Past Date Sampled	Laboratory ID	Comments
Sample ID: A1A1492-01	**Liquid**	**Sampled:01/17/11 07:30**	**LEB-011711-BP**	***Proj.No.:*[none]**
Subout_01	02/01/11 17:00	01/27/11 07:30	J-flags RSK175 - Methane, Ethane, Ethene	
Containers Supplied:				
Voa Vial -Unpres (I)	Voa Vial -Unpres (J)			
Sample ID: A1A1492-03	**Liquid**	**Sampled:01/17/11 08:38**	**IW-03**	***Proj.No.:*[none]**
Subout	02/01/11 17:00	01/27/11 08:38	J-flags AM20GAX - Hydrogen	
Subout_01	02/01/11 17:00	01/27/11 08:38	J-flags RSK175 - Methane, Ethane, Ethene	
Containers Supplied:				
Voa Vial -Unpres (I)	Voa Vial -Unpres (J)	Other- Unpres. (K)		
Sample ID: A1A1492-05	**Liquid**	**Sampled:01/17/11 08:47**	**IW-04**	***Proj.No.:*[none]**
Subout_01	02/01/11 17:00	01/27/11 08:47	J-flags RSK175 - Methane, Ethane, Ethene	
Subout	02/01/11 17:00	01/27/11 08:47	J-flags AM20GAX - Hydrogen	
Containers Supplied:				
Voa Vial -Unpres (D)	Voa Vial -Unpres (E)	Other- Unpres. (F)		
Sample ID: A1A1492-07	**Liquid**	**Sampled:01/17/11 11:23**	**MW-102**	***Proj.No.:*[none]**
Subout_01	02/01/11 17:00	01/27/11 11:23	J-flags RSK175 - Methane, Ethane, Ethene	
Subout	02/01/11 17:00	01/27/11 11:23	J-flags AM20GAX - Hydrogen	
Containers Supplied:				
Voa Vial -Unpres (I)	Voa Vial -Unpres (J)	Other- Unpres. (K)		

Client Name: Tetra Tech, Inc. - San Bernardino
Contact: Mark Feldman
Address: 301 E. Vanderbilt Way Suite 450
San Bernardino, CA 92408

Report Date: 09-Feb-2011

Project Name: Tetra-Tech Lockheed
Project Number: [none]

Work Order Number: A1A1492

Received on Ice (Y/N): Yes Temp: 3 °C

SUBCONTRACT ORDER Printed: 1/18/2011 12:00
E.S. Babcock & Sons, Inc.
A1A1492

All Containers Intact: Yes No Samples Preserved Properly: Yes No

Samples Received at 4 oC 1/19 Sample Lables / COC Agree: Yes No Custody Seals Present: Yes No

Please forward all acknowledgements of sample receipt, final reports and invoices to data@babcocklabs.com
NO HARDCOPIES PLEASE.

Released By 1-18-2011 Date Received By Date 1/19

Released By Date Received By Date

mailing
P.O Box 432
Riverside, CA 92502-0432

location
6100 Quail Valley Court
Riverside, CA 92507-0704

P 951 653 3351
F 951 653 1662
www.babcocklabs.com

NELAP no, 02101CA
CA ELAP no. 1156
EPA no. CA00102

E.S.BABCOCK&Sons,Inc.
Environmental Laboratories est 1906

Client Name:	Tetra Tech, Inc. - San Bernardino	Analytical Report:	Page 40 of 40
Contact:	Mark Feldman	Project Name:	Tetra-Tech Lockheed
Address:	301 E. Vanderbilt Way Suite 450 San Bernardino, CA 92408	Project Number:	[none]
		Work Order Number:	**A1A1492**
Report Date:	09-Feb-2011	Received on Ice (Y/N):	Yes Temp: 3 °C

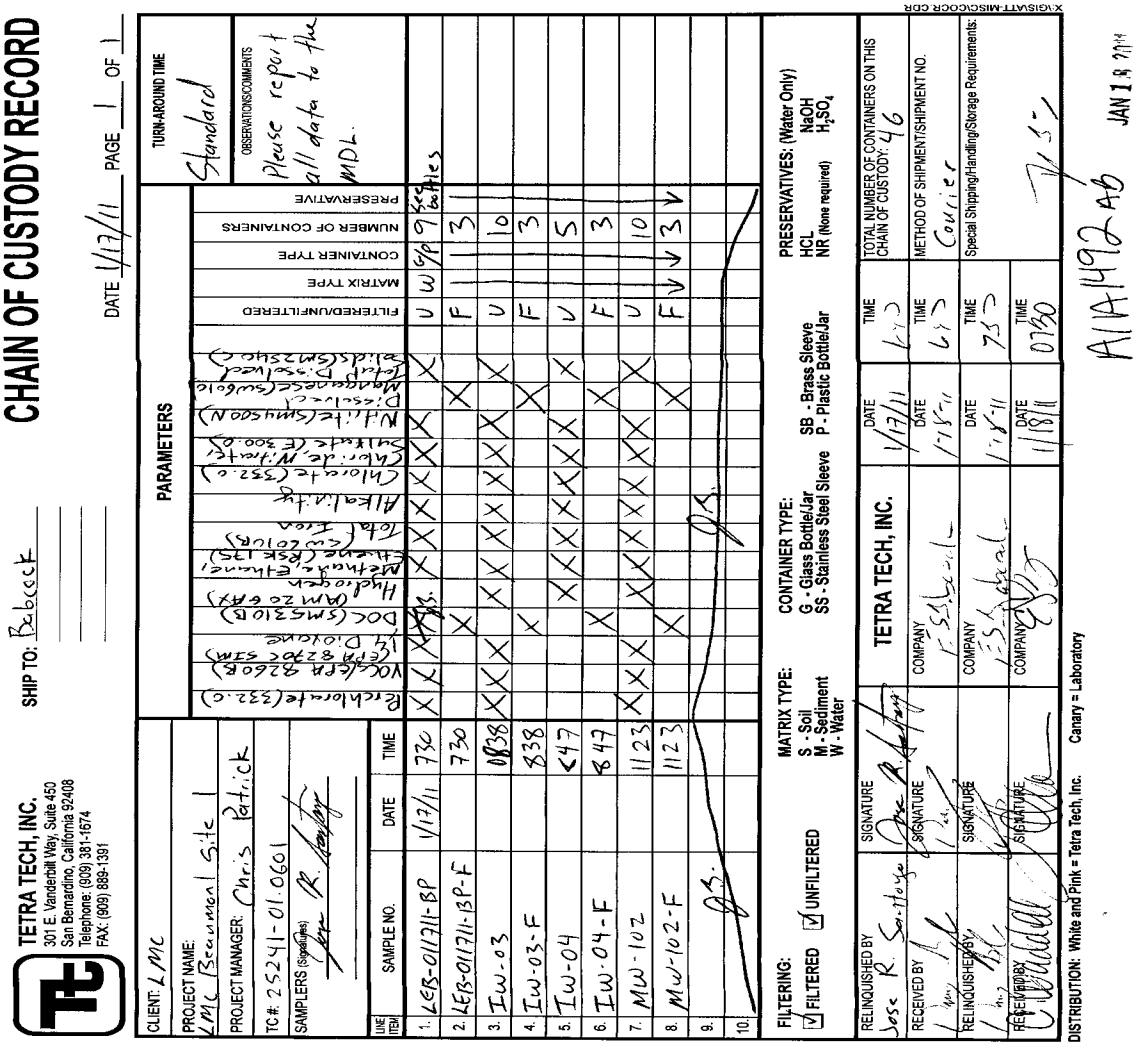

CHAIN OF CUSTODY RECORD

DATE 1/17/11 PAGE 1 OF 1

SHIP TO: Babcock

TETRA TECH, INC.
301 E. Vanderbilt Way, Suite 450
San Bernardino, California 92408
Telephone: (909) 381-1674
FAX: (909) 889-1391

CLIENT: LMC
PROJECT NAME: LMC Beaumont Site 1
PROJECT MANAGER: Chris Patrick
TC#: 25241-01.0601
SAMPLERS (Signatures): Jose R. Santoyo

TURN-AROUND TIME: Standard

OBSERVATIONS/COMMENTS: Please report all data to the MDL.

PARAMETERS

LINE ITEM	SAMPLE NO.	DATE	TIME	Perchlorate (332.0)	VOCs (EPA 8260B)	(EPA 8270C SIM) 1,4 Dioxane	DOC (SM5310B)	Hydrogen (AM20 GAX)	Methane, Ethane, Ethene (RSK 175)	Total Iron (SW6010B)	Alkalinity	Chlorate (332.0)	Chloride, Nitrate, Sulfate (E300.0)	Nitrite (SM4500N)	Dissolved Manganese (SW6010)	Total Dissolved Solids (SM2540C)	FILTERED/UNFILTERED	MATRIX TYPE	CONTAINER TYPE	NUMBER OF CONTAINERS	PRESERVATIVE
1.	LEB-011711-BP	1/17/11	730	X	X	X	X	X	X	X	X	X	X	X	X	X	U	W	G/P	9	See bottles
2.	LEB-011711-BP-F		730				X								X		F			3	
3.	IW-03		0838	X	X	X		X	X	X	X	X	X	X		X	U			10	
4.	IW-03-F		838				X								X		F			3	
5.	IW-04		<47					X	X	X	X	X	X	X		X	U			5	
6.	IW-04-F		847				X								X		F			3	
7.	MW-102		1123	X	X	X		X	X	X	X	X	X	X		X	U			10	
8.	MW-102-F		1123				X								X		F			3	
9.																					
10.																					

FILTERING: ☑ FILTERED ☑ UNFILTERED

MATRIX TYPE: S - Soil, M - Sediment, W - Water

CONTAINER TYPE: G - Glass Bottle/Jar, SS - Stainless Steel Sleeve, SB - Brass Sleeve, P - Plastic Bottle/Jar

PRESERVATIVES: (Water Only) HCL, NR (None required), NaOH, H_2SO_4

RELINQUISHED BY: Jose R. Santoyo	SIGNATURE: Jose R. Santoyo	TETRA TECH, INC.	DATE: 1/17/11	TIME: 1630	TOTAL NUMBER OF CONTAINERS ON THIS CHAIN OF CUSTODY: 46
RECEIVED BY: [signature]	SIGNATURE: [signature]	COMPANY: E.S.Babcock	DATE: 1-18-11	TIME: 1630	METHOD OF SHIPMENT/SHIPMENT NO.: Courier
RELINQUISHED BY: [signature]	SIGNATURE: [signature]	COMPANY: E.S.Babcock	DATE: 1-18-11	TIME: 1730	Special Shipping/Handling/Storage Requirements:
RECEIVED BY: [signature]	SIGNATURE: [signature]	COMPANY: [signature]	DATE: 1/18/11	TIME: 0730	7.5

DISTRIBUTION: White and Pink = Tetra Tech, Inc. Canary = Laboratory

A1A1492 AB JAN 18 2011

X:\GIS\ATT-MISC\COCR.CDR

E.S.BABCOCK&Sons,Inc.
Environmental Laboratories est 1906

Client Name: Tetra Tech, Inc. - San Bernardino
Contact: Mark Feldman
Address: 301 E. Vanderbilt Way Suite 450
San Bernardino, CA 92408

Report Date: 09-Feb-2011

Analytical Report: Page 1 of 46
Project Name: Tetra-Tech Lockheed
Project Number: [none]

Work Order Number: A1A1640

Received on Ice (Y/N): Yes Temp: 3 °C

Attached is the analytical report for the sample(s) received for your project. Below is a list of the individual sample descriptions with the corresponding laboratory number(s). Also, enclosed is a copy of the Chain of Custody document (if received with your sample(s)). Please note any unused portion of the sample(s) may be responsibly discarded after 30 days from the above report date, unless you have requested otherwise.

Thank you for the opportunity to serve your analytical needs. If you have any questions or concerns regarding this report please contact our client service department.

Sample Identification

Lab Sample #	Client Sample ID	Matrix	Date Sampled	By	Date Submitted	By
A1A1640-01	LTB-011811 LMC Beaumont Site 1	Liquid	01/18/11 07:00	Jose R. Santoya	01/19/11 07:30	William Bayle
A1A1640-02	LEB1-011811-BP LMC Beaumont Site 1	Liquid	01/18/11 07:30	Jose R. Santoya	01/19/11 07:30	William Bayle
A1A1640-03	LEB1-011811-BP-F LMC Beaumont Site 1	Liquid	01/18/11 07:30	Jose R. Santoya	01/19/11 07:30	William Bayle
A1A1640-04	IW-01 LMC Beaumont Site 1	Liquid	01/18/11 09:44	Jose R. Santoya	01/19/11 07:30	William Bayle
A1A1640-05	IW-01-F LMC Beaumont Site 1	Liquid	01/18/11 09:44	Jose R. Santoya	01/19/11 07:30	William Bayle
A1A1640-06	MW-50 LMC Beaumont Site 1	Liquid	01/18/11 12:30	Jose R. Santoya	01/19/11 07:30	William Bayle
A1A1640-07	MW-50-F LMC Beaumont Site 1	Liquid	01/18/11 12:30	Jose R. Santoya	01/19/11 07:30	William Bayle
A1A1640-08	MW-52 LMC Beaumont Site 1	Liquid	01/18/11 14:50	Jose R. Santoya	01/19/11 07:30	William Bayle
A1A1640-09	MW-52-F LMC Beaumont Site 1	Liquid	01/18/11 14:50	Jose R. Santoya	01/19/11 07:30	William Bayle

Note: Analyses RSK-175 and AM20GAX were subcontracted to Microseeps. Microseeps data begins to appear on page 36.

E.S.BABCOCK&Sons,Inc.
Environmental Laboratories est 1906

Client Name: Tetra Tech, Inc. - San Bernardino
Contact: Mark Feldman
Address: 301 E. Vanderbilt Way Suite 450
San Bernardino, CA 92408

Report Date: 09-Feb-2011

Project Name: Tetra-Tech Lockheed
Project Number: [none]

Work Order Number: A1A1640

Received on Ice (Y/N): Yes Temp: 3 °C

Laboratory Reference Number

A1A1640-01

Sample Description	Matrix	Sampled Date/Time	Received Date/Time
LTB-011811 LMC Beaumont Site 1	Liquid	01/18/11 07:00	01/19/11 7:30

Analyte(s)	Result	RDL	MDL	Units	Method	Analysis Date	Analyst	Flag
Volatile Organic Compounds by EPA 8260B								
1,1,1-Trichloroethane	ND	0.50	0.12	ug/L	EPA 8260B	01/31/11 21:54	eec	
1,1,2,2-Tetrachloroethane	ND	0.50	0.29	ug/L	EPA 8260B	01/31/11 21:54	eec	
1,1,2-Trichloroethane	ND	0.50	0.31	ug/L	EPA 8260B	01/31/11 21:54	eec	
1,1-Dichloroethane	ND	0.50	0.098	ug/L	EPA 8260B	01/31/11 21:54	eec	
1,1-Dichloroethene	ND	0.50	0.12	ug/L	EPA 8260B	01/31/11 21:54	eec	
1,2,3-Trichloropropane	ND	0.50	0.29	ug/L	EPA 8260B	01/31/11 21:54	eec	
1,2-Dichlorobenzene	ND	0.50	0.20	ug/L	EPA 8260B	01/31/11 21:54	eec	
1,2-Dichloroethane	ND	0.50	0.21	ug/L	EPA 8260B	01/31/11 21:54	eec	
1,2-Dichloropropane	ND	0.50	0.19	ug/L	EPA 8260B	01/31/11 21:54	eec	
1,3-Dichlorobenzene	ND	0.50	0.15	ug/L	EPA 8260B	01/31/11 21:54	eec	
1,4-Dichlorobenzene	ND	0.50	0.072	ug/L	EPA 8260B	01/31/11 21:54	eec	
2-Butanone(MEK)	ND	3.0	1.2	ug/L	EPA 8260B	01/31/11 21:54	eec	
2-Hexanone	ND	5.0	1.2	ug/L	EPA 8260B	01/31/11 21:54	eec	
4-Methyl-2-Pentanone(MIBK)	ND	5.0	0.95	ug/L	EPA 8260B	01/31/11 21:54	eec	
Acetone	ND	10	5.0	ug/L	EPA 8260B	01/31/11 21:54	eec	
Benzene	ND	0.50	0.14	ug/L	EPA 8260B	01/31/11 21:54	eec	
Bromodichloromethane	ND	0.50	0.11	ug/L	EPA 8260B	01/31/11 21:54	eec	
Bromoform	ND	1.0	0.50	ug/L	EPA 8260B	01/31/11 21:54	eec	
Bromomethane	ND	0.50	0.48	ug/L	EPA 8260B	01/31/11 21:54	eec	
Carbon Disulfide	ND	0.50	0.36	ug/L	EPA 8260B	01/31/11 21:54	eec	
Carbon Tetrachloride	ND	0.50	0.15	ug/L	EPA 8260B	01/31/11 21:54	eec	
Chlorobenzene	ND	0.50	0.23	ug/L	EPA 8260B	01/31/11 21:54	eec	
Chloroethane	ND	0.50	0.35	ug/L	EPA 8260B	01/31/11 21:54	eec	
Chloroform	ND	0.50	0.46	ug/L	EPA 8260B	01/31/11 21:54	eec	
Chloromethane	ND	0.50	0.36	ug/L	EPA 8260B	01/31/11 21:54	eec	
cis-1,2-Dichloroethene	ND	0.50	0.18	ug/L	EPA 8260B	01/31/11 21:54	eec	
cis-1,3-Dichloropropene	ND	0.50	0.30	ug/L	EPA 8260B	01/31/11 21:54	eec	
Dibromochloromethane	ND	0.50	0.37	ug/L	EPA 8260B	01/31/11 21:54	eec	
Ethylbenzene	ND	0.50	0.26	ug/L	EPA 8260B	01/31/11 21:54	eec	
Methyl tert Butyl Ether	ND	5.0	0.43	ug/L	EPA 8260B	01/31/11 21:54	eec	
Methylene Chloride	0.26	3.0	0.15	ug/L	EPA 8260B	01/31/11 21:54	eec	J
Styrene	ND	0.50	0.22	ug/L	EPA 8260B	01/31/11 21:54	eec	
Tetrachloroethene	ND	0.50	0.23	ug/L	EPA 8260B	01/31/11 21:54	eec	

E.S.BABCOCK&Sons,Inc.
Environmental Laboratories est 1906

Client Name: Tetra Tech, Inc. - San Bernardino
Contact: Mark Feldman
Address: 301 E. Vanderbilt Way Suite 450
San Bernardino, CA 92408

Report Date: 09-Feb-2011

Project Name: Tetra-Tech Lockheed
Project Number: [none]

Work Order Number: A1A1640

Received on Ice (Y/N): Yes Temp: 3 °C

Laboratory Reference Number
A1A1640-01

Sample Description	Matrix	Sampled Date/Time	Received Date/Time
LTB-011811 LMC Beaumont Site 1	Liquid	01/18/11 07:00	01/19/11 7:30

Analyte(s)	Result		RDL	MDL	Units	Method	Analysis Date	Analyst	Flag
Volatile Organic Compounds by EPA 8260B									
Toluene	ND		0.50	0.22	ug/L	EPA 8260B	01/31/11 21:54	eec	
trans-1,2-Dichloroethene	ND		0.50	0.10	ug/L	EPA 8260B	01/31/11 21:54	eec	
trans-1,3-Dichloropropene	ND		0.50	0.24	ug/L	EPA 8260B	01/31/11 21:54	eec	
Trichloroethene	ND		0.50	0.25	ug/L	EPA 8260B	01/31/11 21:54	eec	
Trichlorofluoromethane	ND		5.0	0.16	ug/L	EPA 8260B	01/31/11 21:54	eec	
Vinyl Acetate	ND		10	0.48	ug/L	EPA 8260B	01/31/11 21:54	eec	
Vinyl Chloride	ND		0.50	0.13	ug/L	EPA 8260B	01/31/11 21:54	eec	
Xylenes (m+p)	ND		0.50	0.36	ug/L	EPA 8260B	01/31/11 21:54	eec	
Xylenes (ortho)	ND		0.50	0.41	ug/L	EPA 8260B	01/31/11 21:54	eec	
1,4-Dioxane	ND		35	9.3	ug/L	EPA 8260B	01/31/11 21:54	eec	
Surrogate: 1,2-Dichloroethane-d4	103	%	80-124			EPA 8260B	01/31/11 21:54	eec	
Surrogate: Bromofluorobenzene	104	%	80-120			EPA 8260B	01/31/11 21:54	eec	
Surrogate: Toluene-d8	98.6	%	80-120			EPA 8260B	01/31/11 21:54	eec	

E.S.BABCOCK&Sons,Inc.
Environmental Laboratories est 1906

Client Name: Tetra Tech, Inc. - San Bernardino
Contact: Mark Feldman
Address: 301 E. Vanderbilt Way Suite 450
San Bernardino, CA 92408

Report Date: 09-Feb-2011

Project Name: Tetra-Tech Lockheed
Project Number: [none]

Work Order Number: A1A1640

Received on Ice (Y/N): Yes Temp: 3 °C

Laboratory Reference Number
A1A1640-02

Sample Description	Matrix	Sampled Date/Time	Received Date/Time
LEB1-011811-BP LMC Beaumont Site 1	Liquid	01/18/11 07:30	01/19/11 7:30

Analyte(s)	Result	RDL	MDL	Units	Method	Analysis Date	Analyst	Flag
Anions								
Total Alkalinity	2.0	3.0	1.7	mg/L	SM 2320B	01/26/11 19:30	lgt	J
Hydroxide	ND	3.0	1.7	mg/L	SM 2320B	01/26/11 19:30	lgt	
Carbonate	ND	3.0	1.7	mg/L	SM 2320B	01/26/11 19:30	lgt	
Bicarbonate	2.4	3.0	1.7	mg/L	SM 2320B	01/26/11 19:30	lgt	J
Chloride	0.70	1.0	0.50	mg/L	EPA 300.0	01/19/11 22:55	SS	J
Sulfate	0.70	0.50	0.37	mg/L	EPA 300.0	01/19/11 22:55	SS	
Nitrate as N	ND	0.20	0.11	mg/L	EPA 300.0	01/19/11 22:55	SS	
Solids								
Total Dissolved Solids	ND	10	5.5	mg/L	SM 2540C	01/24/11 14:47	ctl	
Oxyhalides								
Chlorate	ND	1.0	1.0	ug/L*	EPA 332.0-M	01/22/11 03:00	aa	
General Inorganics								
Perchlorate	ND	0.10	0.071	ug/L*	EPA 332.0	01/22/11 03:00	aa	
Nutrients								
Nitrite as N	ND	0.10	0.017	mg/L	SM 4500NO2 B	01/19/11 14:30	ara	
Metals and Metalloids; EPA SW846 Series								
Iron	2.7	20	2.3	ug/L	EPA 6010B	01/21/11 15:54	lmt	J
Volatile Organic Compounds by EPA 8260B								
1,1,1-Trichloroethane	ND	0.50	0.12	ug/L	EPA 8260B	02/01/11 00:13	eec	
1,1,2,2-Tetrachloroethane	ND	0.50	0.29	ug/L	EPA 8260B	02/01/11 00:13	eec	
1,1,2-Trichloroethane	ND	0.50	0.31	ug/L	EPA 8260B	02/01/11 00:13	eec	
1,1-Dichloroethane	ND	0.50	0.098	ug/L	EPA 8260B	02/01/11 00:13	eec	
1,1-Dichloroethene	ND	0.50	0.12	ug/L	EPA 8260B	02/01/11 00:13	eec	
1,2,3-Trichloropropane	ND	0.50	0.29	ug/L	EPA 8260B	02/01/11 00:13	eec	
1,2-Dichlorobenzene	ND	0.50	0.20	ug/L	EPA 8260B	02/01/11 00:13	eec	
1,2-Dichloroethane	ND	0.50	0.21	ug/L	EPA 8260B	02/01/11 00:13	eec	
1,2-Dichloropropane	ND	0.50	0.19	ug/L	EPA 8260B	02/01/11 00:13	eec	
1,3-Dichlorobenzene	ND	0.50	0.15	ug/L	EPA 8260B	02/01/11 00:13	eec	
1,4-Dichlorobenzene	ND	0.50	0.072	ug/L	EPA 8260B	02/01/11 00:13	eec	

E.S.BABCOCK&Sons,Inc.
Environmental Laboratories est 1906

Client Name: Tetra Tech, Inc. - San Bernardino
Contact: Mark Feldman
Address: 301 E. Vanderbilt Way Suite 450
San Bernardino, CA 92408

Report Date: 09-Feb-2011

Project Name: Tetra-Tech Lockheed
Project Number: [none]

Work Order Number: A1A1640

Received on Ice (Y/N): Yes Temp: 3 °C

Laboratory Reference Number
A1A1640-02

Sample Description	Matrix	Sampled Date/Time	Received Date/Time
LEB1-011811-BP LMC Beaumont Site 1	Liquid	01/18/11 07:30	01/19/11 7:30

Analyte(s)	Result	RDL	MDL	Units	Method	Analysis Date	Analyst	Flag
Volatile Organic Compounds by EPA 8260B								
2-Butanone(MEK)	ND	3.0	1.2	ug/L	EPA 8260B	02/01/11 00:13	eec	
2-Hexanone	ND	5.0	1.2	ug/L	EPA 8260B	02/01/11 00:13	eec	
4-Methyl-2-Pentanone(MIBK)	ND	5.0	0.95	ug/L	EPA 8260B	02/01/11 00:13	eec	
Acetone	ND	10	5.0	ug/L	EPA 8260B	02/01/11 00:13	eec	
Benzene	ND	0.50	0.14	ug/L	EPA 8260B	02/01/11 00:13	eec	
Bromodichloromethane	ND	0.50	0.11	ug/L	EPA 8260B	02/01/11 00:13	eec	
Bromoform	ND	1.0	0.50	ug/L	EPA 8260B	02/01/11 00:13	eec	
Bromomethane	ND	0.50	0.48	ug/L	EPA 8260B	02/01/11 00:13	eec	
Carbon Disulfide	ND	0.50	0.36	ug/L	EPA 8260B	02/01/11 00:13	eec	
Carbon Tetrachloride	ND	0.50	0.15	ug/L	EPA 8260B	02/01/11 00:13	eec	
Chlorobenzene	ND	0.50	0.23	ug/L	EPA 8260B	02/01/11 00:13	eec	
Chloroethane	ND	0.50	0.35	ug/L	EPA 8260B	02/01/11 00:13	eec	
Chloroform	ND	0.50	0.46	ug/L	EPA 8260B	02/01/11 00:13	eec	
Chloromethane	ND	0.50	0.36	ug/L	EPA 8260B	02/01/11 00:13	eec	
cis-1,2-Dichloroethene	ND	0.50	0.18	ug/L	EPA 8260B	02/01/11 00:13	eec	
cis-1,3-Dichloropropene	ND	0.50	0.30	ug/L	EPA 8260B	02/01/11 00:13	eec	
Dibromochloromethane	ND	0.50	0.37	ug/L	EPA 8260B	02/01/11 00:13	eec	
Ethylbenzene	ND	0.50	0.26	ug/L	EPA 8260B	02/01/11 00:13	eec	
Methyl tert Butyl Ether	ND	5.0	0.43	ug/L	EPA 8260B	02/01/11 00:13	eec	
Methylene Chloride	0.21	3.0	0.15	ug/L	EPA 8260B	02/01/11 00:13	eec	J
Styrene	ND	0.50	0.22	ug/L	EPA 8260B	02/01/11 00:13	eec	
Tetrachloroethene	ND	0.50	0.23	ug/L	EPA 8260B	02/01/11 00:13	eec	
Toluene	ND	0.50	0.22	ug/L	EPA 8260B	02/01/11 00:13	eec	
trans-1,2-Dichloroethene	ND	0.50	0.10	ug/L	EPA 8260B	02/01/11 00:13	eec	
trans-1,3-Dichloropropene	ND	0.50	0.24	ug/L	EPA 8260B	02/01/11 00:13	eec	
Trichloroethene	ND	0.50	0.25	ug/L	EPA 8260B	02/01/11 00:13	eec	
Trichlorofluoromethane	ND	5.0	0.16	ug/L	EPA 8260B	02/01/11 00:13	eec	
Vinyl Acetate	ND	10	0.48	ug/L	EPA 8260B	02/01/11 00:13	eec	
Vinyl Chloride	ND	0.50	0.13	ug/L	EPA 8260B	02/01/11 00:13	eec	
Xylenes (m+p)	ND	0.50	0.36	ug/L	EPA 8260B	02/01/11 00:13	eec	
Xylenes (ortho)	ND	0.50	0.41	ug/L	EPA 8260B	02/01/11 00:13	eec	
1,4-Dioxane	ND	35	9.3	ug/L	EPA 8260B	02/01/11 00:13	eec	
Surrogate: 1,2-Dichloroethane-d4	104	% 80-124			EPA 8260B	02/01/11 00:13	eec	

E.S.BABCOCK&Sons,Inc.
Environmental Laboratories est 1906

Client Name: Tetra Tech, Inc. - San Bernardino
Contact: Mark Feldman
Address: 301 E. Vanderbilt Way Suite 450
San Bernardino, CA 92408

Report Date: 09-Feb-2011

Project Name: Tetra-Tech Lockheed
Project Number: [none]

Work Order Number: A1A1640

Received on Ice (Y/N): Yes Temp: 3 °C

Laboratory Reference Number

A1A1640-02

Sample Description	Matrix	Sampled Date/Time	Received Date/Time
LEB1-011811-BP LMC Beaumont Site 1	Liquid	01/18/11 07:30	01/19/11 7:30

Analyte(s)	Result		RDL	MDL	Units	Method	Analysis Date	Analyst	Flag
Volatile Organic Compounds by EPA 8260B									
Surrogate: Bromofluorobenzene	105	%	80-120			EPA 8260B	02/01/11 00:13	eec	
Surrogate: Toluene-d8	99.7	%	80-120			EPA 8260B	02/01/11 00:13	eec	
Semivolatile Organic Compounds by EPA 8270C SIM									
1,4-Dioxane	ND		0.20	0.10	ug/L	EPA8270C M	01/25/11 20:07	DF	

Client Name: Tetra Tech, Inc. - San Bernardino
Contact: Mark Feldman
Address: 301 E. Vanderbilt Way Suite 450
San Bernardino, CA 92408

Report Date: 09-Feb-2011

Project Name: Tetra-Tech Lockheed
Project Number: [none]

Work Order Number: A1A1640

Received on Ice (Y/N): Yes Temp: 3 °C

Laboratory Reference Number

A1A1640-03

Sample Description	Matrix	Sampled Date/Time	Received Date/Time
LEB1-011811-BP-F LMC Beaumont Site 1	Liquid	01/18/11 07:30	01/19/11 7:30

Analyte(s)	Result	RDL	MDL	Units	Method	Analysis Date	Analyst	Flag
Aggregate Organic Compounds								
Dissolved Organic Carbon	1.6	0.70	0.36	mg/L	SM 5310B	01/27/11 17:25	cmd	N-TOCc
Metals and Metalloids; EPA SW846 Series								
Manganese	ND	10	0.24	ug/L	EPA 6010B	01/25/11 16:04	lmt	

E.S.BABCOCK&Sons,Inc.
Environmental Laboratories est 1906

Client Name: Tetra Tech, Inc. - San Bernardino
Contact: Mark Feldman
Address: 301 E. Vanderbilt Way Suite 450
San Bernardino, CA 92408

Report Date: 09-Feb-2011

Project Name: Tetra-Tech Lockheed
Project Number: [none]

Work Order Number: A1A1640

Received on Ice (Y/N): Yes Temp: 3 °C

Laboratory Reference Number
A1A1640-04

Sample Description	Matrix	Sampled Date/Time	Received Date/Time
IW-01 LMC Beaumont Site 1	Liquid	01/18/11 09:44	01/19/11 7:30

Analyte(s)	Result	RDL	MDL	Units	Method	Analysis Date	Analyst	Flag
Anions								
Total Alkalinity	36	3.0	1.7	mg/L	SM 2320B	01/26/11 19:30	lgt	
Hydroxide	ND	3.0	1.7	mg/L	SM 2320B	01/26/11 19:30	lgt	
Carbonate	ND	3.0	1.7	mg/L	SM 2320B	01/26/11 19:30	lgt	
Bicarbonate	44	3.0	1.7	mg/L	SM 2320B	01/26/11 19:30	lgt	
Chloride	23	1.0	0.50	mg/L	EPA 300.0	01/19/11 23:04	SS	
Sulfate	2.4	0.50	0.37	mg/L	EPA 300.0	01/19/11 23:04	SS	
Nitrate as N	ND	0.20	0.11	mg/L	EPA 300.0	01/19/11 23:04	SS	
Solids								
Total Dissolved Solids	76	20	11	mg/L	SM 2540C	01/24/11 14:47	ctl	
Oxyhalides								
Chlorate	ND	1.0	1.0	ug/L*	EPA 332.0-M	01/22/11 03:00	aa	
General Inorganics								
Perchlorate	0.081	0.10	0.071	ug/L*	EPA 332.0	01/22/11 03:00	aa	J
Nutrients								
Nitrite as N	ND	0.10	0.017	mg/L	SM 4500NO2 B	01/19/11 14:30	ara	
Metals and Metalloids; EPA SW846 Series								
Iron	85000	600	70	ug/L	EPA 6010B	01/21/11 15:56	lmt	
Volatile Organic Compounds by EPA 8260B								
1,1,1-Trichloroethane	ND	0.50	0.12	ug/L	EPA 8260B	02/01/11 08:20	eec	
1,1,2,2-Tetrachloroethane	ND	0.50	0.29	ug/L	EPA 8260B	02/01/11 08:20	eec	
1,1,2-Trichloroethane	ND	0.50	0.31	ug/L	EPA 8260B	02/01/11 08:20	eec	
1,1-Dichloroethane	ND	0.50	0.098	ug/L	EPA 8260B	02/01/11 08:20	eec	
1,1-Dichloroethene	ND	0.50	0.12	ug/L	EPA 8260B	02/01/11 08:20	eec	
1,2,3-Trichloropropane	ND	0.50	0.29	ug/L	EPA 8260B	02/01/11 08:20	eec	
1,2-Dichlorobenzene	ND	0.50	0.20	ug/L	EPA 8260B	02/01/11 08:20	eec	
1,2-Dichloroethane	ND	0.50	0.21	ug/L	EPA 8260B	02/01/11 08:20	eec	
1,2-Dichloropropane	ND	0.50	0.19	ug/L	EPA 8260B	02/01/11 08:20	eec	
1,3-Dichlorobenzene	ND	0.50	0.15	ug/L	EPA 8260B	02/01/11 08:20	eec	
1,4-Dichlorobenzene	ND	0.50	0.072	ug/L	EPA 8260B	02/01/11 08:20	eec	

E.S.BABCOCK&Sons,Inc.
Environmental Laboratories est 1906

Client Name: Tetra Tech, Inc. - San Bernardino
Contact: Mark Feldman
Address: 301 E. Vanderbilt Way Suite 450
San Bernardino, CA 92408

Report Date: 09-Feb-2011

Project Name: Tetra-Tech Lockheed
Project Number: [none]

Work Order Number: A1A1640

Received on Ice (Y/N): Yes Temp: 3 °C

Laboratory Reference Number
A1A1640-04

Sample Description	Matrix	Sampled Date/Time	Received Date/Time
IW-01 LMC Beaumont Site 1	Liquid	01/18/11 09:44	01/19/11 7:30

Analyte(s)	Result	RDL	MDL	Units	Method	Analysis Date	Analyst	Flag
Volatile Organic Compounds by EPA 8260B								
2-Butanone(MEK)	ND	3.0	1.2	ug/L	EPA 8260B	02/01/11 08:20	eec	
2-Hexanone	ND	5.0	1.2	ug/L	EPA 8260B	02/01/11 08:20	eec	
4-Methyl-2-Pentanone(MIBK)	ND	5.0	0.95	ug/L	EPA 8260B	02/01/11 08:20	eec	
Acetone	ND	10	5.0	ug/L	EPA 8260B	02/01/11 08:20	eec	
Benzene	ND	0.50	0.14	ug/L	EPA 8260B	02/01/11 08:20	eec	
Bromodichloromethane	ND	0.50	0.11	ug/L	EPA 8260B	02/01/11 08:20	eec	
Bromoform	ND	1.0	0.50	ug/L	EPA 8260B	02/01/11 08:20	eec	
Bromomethane	ND	0.50	0.48	ug/L	EPA 8260B	02/01/11 08:20	eec	
Carbon Disulfide	ND	0.50	0.36	ug/L	EPA 8260B	02/01/11 08:20	eec	
Carbon Tetrachloride	ND	0.50	0.15	ug/L	EPA 8260B	02/01/11 08:20	eec	
Chlorobenzene	ND	0.50	0.23	ug/L	EPA 8260B	02/01/11 08:20	eec	
Chloroethane	ND	0.50	0.35	ug/L	EPA 8260B	02/01/11 08:20	eec	
Chloroform	ND	0.50	0.46	ug/L	EPA 8260B	02/01/11 08:20	eec	
Chloromethane	ND	0.50	0.36	ug/L	EPA 8260B	02/01/11 08:20	eec	
cis-1,2-Dichloroethene	ND	0.50	0.18	ug/L	EPA 8260B	02/01/11 08:20	eec	
cis-1,3-Dichloropropene	ND	0.50	0.30	ug/L	EPA 8260B	02/01/11 08:20	eec	
Dibromochloromethane	ND	0.50	0.37	ug/L	EPA 8260B	02/01/11 08:20	eec	
Ethylbenzene	ND	0.50	0.26	ug/L	EPA 8260B	02/01/11 08:20	eec	
Methyl tert Butyl Ether	ND	5.0	0.43	ug/L	EPA 8260B	02/01/11 08:20	eec	
Methylene Chloride	0.17	3.0	0.15	ug/L	EPA 8260B	02/01/11 08:20	eec	J
Styrene	ND	0.50	0.22	ug/L	EPA 8260B	02/01/11 08:20	eec	
Tetrachloroethene	ND	0.50	0.23	ug/L	EPA 8260B	02/01/11 08:20	eec	
Toluene	ND	0.50	0.22	ug/L	EPA 8260B	02/01/11 08:20	eec	
trans-1,2-Dichloroethene	ND	0.50	0.10	ug/L	EPA 8260B	02/01/11 08:20	eec	
trans-1,3-Dichloropropene	ND	0.50	0.24	ug/L	EPA 8260B	02/01/11 08:20	eec	
Trichloroethene	ND	0.50	0.25	ug/L	EPA 8260B	02/01/11 08:20	eec	
Trichlorofluoromethane	ND	5.0	0.16	ug/L	EPA 8260B	02/01/11 08:20	eec	
Vinyl Acetate	ND	10	0.48	ug/L	EPA 8260B	02/01/11 08:20	eec	
Vinyl Chloride	ND	0.50	0.13	ug/L	EPA 8260B	02/01/11 08:20	eec	
Xylenes (m+p)	ND	0.50	0.36	ug/L	EPA 8260B	02/01/11 08:20	eec	
Xylenes (ortho)	ND	0.50	0.41	ug/L	EPA 8260B	02/01/11 08:20	eec	
1,4-Dioxane	ND	35	9.3	ug/L	EPA 8260B	02/01/11 08:20	eec	
Surrogate: 1,2-Dichloroethane-d4	103	% 80-124			EPA 8260B	02/01/11 08:20	eec	

E.S.BABCOCK&Sons,Inc.
Environmental Laboratories est 1906

Client Name: Tetra Tech, Inc. - San Bernardino
Contact: Mark Feldman
Address: 301 E. Vanderbilt Way Suite 450
San Bernardino, CA 92408

Project Name: Tetra-Tech Lockheed
Project Number: [none]

Work Order Number: A1A1640

Report Date: 09-Feb-2011

Received on Ice (Y/N): Yes Temp: 3 °C

Laboratory Reference Number

A1A1640-04

Sample Description	Matrix	Sampled Date/Time	Received Date/Time
IW-01 LMC Beaumont Site 1	Liquid	01/18/11 09:44	01/19/11 7:30

Analyte(s)	Result		RDL	MDL	Units	Method	Analysis Date	Analyst	Flag
Volatile Organic Compounds by EPA 8260B									
Surrogate: Bromofluorobenzene	102	%	80-120			EPA 8260B	02/01/11 08:20	eec	
Surrogate: Toluene-d8	98.5	%	80-120			EPA 8260B	02/01/11 08:20	eec	
Semivolatile Organic Compounds by EPA 8270C SIM									
1,4-Dioxane	ND		0.20	0.10	ug/L	EPA8270C M	01/25/11 20:39	DF	

E.S.BABCOCK&Sons,Inc.
Environmental Laboratories est 1906

Client Name: Tetra Tech, Inc. - San Bernardino
Contact: Mark Feldman
Address: 301 E. Vanderbilt Way Suite 450
San Bernardino, CA 92408

Report Date: 09-Feb-2011

Project Name: Tetra-Tech Lockheed
Project Number: [none]

Work Order Number: A1A1640

Received on Ice (Y/N): Yes Temp: 3 °C

Laboratory Reference Number

A1A1640-05

Sample Description	Matrix	Sampled Date/Time	Received Date/Time
IW-01-F LMC Beaumont Site 1	Liquid	01/18/11 09:44	01/19/11 7:30

Analyte(s)	Result	RDL	MDL	Units	Method	Analysis Date	Analyst	Flag
Aggregate Organic Compounds								
Dissolved Organic Carbon	1.0	0.70	0.36	mg/L	SM 5310B	01/27/11 17:25	cmd	N-TOCc
Metals and Metalloids; EPA SW846 Series								
Manganese	390	10	0.24	ug/L	EPA 6010B	01/25/11 16:06	lmt	

E.S.BABCOCK&Sons,Inc.
Environmental Laboratories est 1906

Client Name: Tetra Tech, Inc. - San Bernardino
Contact: Mark Feldman
Address: 301 E. Vanderbilt Way Suite 450
San Bernardino, CA 92408

Report Date: 09-Feb-2011

Project Name: Tetra-Tech Lockheed
Project Number: [none]

Work Order Number: A1A1640

Received on Ice (Y/N): Yes Temp: 3 °C

Laboratory Reference Number

A1A1640-06

Sample Description	Matrix	Sampled Date/Time	Received Date/Time
MW-50 LMC Beaumont Site 1	Liquid	01/18/11 12:30	01/19/11 7:30

Analyte(s)	Result	RDL	MDL	Units	Method	Analysis Date	Analyst	Flag
Anions								
Total Alkalinity	52	3.0	1.7	mg/L	SM 2320B	01/26/11 19:30	lgt	
Hydroxide	ND	3.0	1.7	mg/L	SM 2320B	01/26/11 19:30	lgt	
Carbonate	ND	3.0	1.7	mg/L	SM 2320B	01/26/11 19:30	lgt	
Bicarbonate	63	3.0	1.7	mg/L	SM 2320B	01/26/11 19:30	lgt	
Chloride	5.8	1.0	0.50	mg/L	EPA 300.0	01/19/11 23:12	SS	
Sulfate	6.3	0.50	0.37	mg/L	EPA 300.0	01/19/11 23:12	SS	
Nitrate as N	4.1	0.20	0.11	mg/L	EPA 300.0	01/19/11 23:12	SS	
Solids								
Total Dissolved Solids	130	20	11	mg/L	SM 2540C	01/24/11 14:47	ctl	
Oxyhalides								
Chlorate	ND	1.0	1.0	ug/L*	EPA 332.0-M	01/22/11 03:00	aa	
General Inorganics								
Perchlorate	450	10	7.1	ug/L*	EPA 332.0	01/25/11 15:40	aa	
Nutrients								
Nitrite as N	ND	0.10	0.017	mg/L	SM 4500NO2 B	01/19/11 14:30	ara	
Metals and Metalloids; EPA SW846 Series								
Iron	270	20	2.3	ug/L	EPA 6010B	01/21/11 15:58	lmt	
Volatile Organic Compounds by EPA 8260B								
1,1,1-Trichloroethane	0.31	0.50	0.12	ug/L	EPA 8260B	02/01/11 08:55	eec	J
1,1,2,2-Tetrachloroethane	ND	0.50	0.29	ug/L	EPA 8260B	02/01/11 08:55	eec	
1,1,2-Trichloroethane	ND	0.50	0.31	ug/L	EPA 8260B	02/01/11 08:55	eec	
1,1-Dichloroethane	0.75	0.50	0.098	ug/L	EPA 8260B	02/01/11 08:55	eec	
1,1-Dichloroethene	28	0.50	0.12	ug/L	EPA 8260B	02/01/11 08:55	eec	
1,2,3-Trichloropropane	ND	0.50	0.29	ug/L	EPA 8260B	02/01/11 08:55	eec	
1,2-Dichlorobenzene	ND	0.50	0.20	ug/L	EPA 8260B	02/01/11 08:55	eec	
1,2-Dichloroethane	0.49	0.50	0.21	ug/L	EPA 8260B	02/01/11 08:55	eec	J
1,2-Dichloropropane	ND	0.50	0.19	ug/L	EPA 8260B	02/01/11 08:55	eec	
1,3-Dichlorobenzene	ND	0.50	0.15	ug/L	EPA 8260B	02/01/11 08:55	eec	
1,4-Dichlorobenzene	ND	0.50	0.072	ug/L	EPA 8260B	02/01/11 08:55	eec	

E.S.BABCOCK&Sons,Inc.
Environmental Laboratories est 1906

Client Name: Tetra Tech, Inc. - San Bernardino
Contact: Mark Feldman
Address: 301 E. Vanderbilt Way Suite 450
San Bernardino, CA 92408

Report Date: 09-Feb-2011

Project Name: Tetra-Tech Lockheed
Project Number: [none]

Work Order Number: A1A1640

Received on Ice (Y/N): Yes Temp: 3 °C

Laboratory Reference Number
A1A1640-06

Sample Description	Matrix	Sampled Date/Time	Received Date/Time
MW-50 LMC Beaumont Site 1	Liquid	01/18/11 12:30	01/19/11 7:30

Analyte(s)	Result	RDL	MDL	Units	Method	Analysis Date	Analyst	Flag
Volatile Organic Compounds by EPA 8260B								
2-Butanone(MEK)	ND	3.0	1.2	ug/L	EPA 8260B	02/01/11 08:55	eec	
2-Hexanone	ND	5.0	1.2	ug/L	EPA 8260B	02/01/11 08:55	eec	
4-Methyl-2-Pentanone(MIBK)	ND	5.0	0.95	ug/L	EPA 8260B	02/01/11 08:55	eec	
Acetone	ND	10	5.0	ug/L	EPA 8260B	02/01/11 08:55	eec	
Benzene	ND	0.50	0.14	ug/L	EPA 8260B	02/01/11 08:55	eec	
Bromodichloromethane	ND	0.50	0.11	ug/L	EPA 8260B	02/01/11 08:55	eec	
Bromoform	ND	1.0	0.50	ug/L	EPA 8260B	02/01/11 08:55	eec	
Bromomethane	ND	0.50	0.48	ug/L	EPA 8260B	02/01/11 08:55	eec	
Carbon Disulfide	ND	0.50	0.36	ug/L	EPA 8260B	02/01/11 08:55	eec	
Carbon Tetrachloride	ND	0.50	0.15	ug/L	EPA 8260B	02/01/11 08:55	eec	
Chlorobenzene	ND	0.50	0.23	ug/L	EPA 8260B	02/01/11 08:55	eec	
Chloroethane	ND	0.50	0.35	ug/L	EPA 8260B	02/01/11 08:55	eec	
Chloroform	ND	0.50	0.46	ug/L	EPA 8260B	02/01/11 08:55	eec	
Chloromethane	ND	0.50	0.36	ug/L	EPA 8260B	02/01/11 08:55	eec	
cis-1,2-Dichloroethene	ND	0.50	0.18	ug/L	EPA 8260B	02/01/11 08:55	eec	
cis-1,3-Dichloropropene	ND	0.50	0.30	ug/L	EPA 8260B	02/01/11 08:55	eec	
Dibromochloromethane	ND	0.50	0.37	ug/L	EPA 8260B	02/01/11 08:55	eec	
Ethylbenzene	ND	0.50	0.26	ug/L	EPA 8260B	02/01/11 08:55	eec	
Methyl tert Butyl Ether	ND	5.0	0.43	ug/L	EPA 8260B	02/01/11 08:55	eec	
Methylene Chloride	ND	3.0	0.15	ug/L	EPA 8260B	02/01/11 08:55	eec	
Styrene	ND	0.50	0.22	ug/L	EPA 8260B	02/01/11 08:55	eec	
Tetrachloroethene	ND	0.50	0.23	ug/L	EPA 8260B	02/01/11 08:55	eec	
Toluene	ND	0.50	0.22	ug/L	EPA 8260B	02/01/11 08:55	eec	
trans-1,2-Dichloroethene	ND	0.50	0.10	ug/L	EPA 8260B	02/01/11 08:55	eec	
trans-1,3-Dichloropropene	ND	0.50	0.24	ug/L	EPA 8260B	02/01/11 08:55	eec	
Trichloroethene	29	0.50	0.25	ug/L	EPA 8260B	02/01/11 08:55	eec	
Trichlorofluoromethane	ND	5.0	0.16	ug/L	EPA 8260B	02/01/11 08:55	eec	
Vinyl Acetate	ND	10	0.48	ug/L	EPA 8260B	02/01/11 08:55	eec	
Vinyl Chloride	ND	0.50	0.13	ug/L	EPA 8260B	02/01/11 08:55	eec	
Xylenes (m+p)	ND	0.50	0.36	ug/L	EPA 8260B	02/01/11 08:55	eec	
Xylenes (ortho)	ND	0.50	0.41	ug/L	EPA 8260B	02/01/11 08:55	eec	
1,4-Dioxane	ND	35	9.3	ug/L	EPA 8260B	02/01/11 08:55	eec	
Surrogate: 1,2-Dichloroethane-d4	106	% 80-124			EPA 8260B	02/01/11 08:55	eec	

E.S.BABCOCK&Sons,Inc.
Environmental Laboratories est 1906

Client Name: Tetra Tech, Inc. - San Bernardino
Contact: Mark Feldman
Address: 301 E. Vanderbilt Way Suite 450
San Bernardino, CA 92408

Report Date: 09-Feb-2011

Project Name: Tetra-Tech Lockheed
Project Number: [none]

Work Order Number: A1A1640

Received on Ice (Y/N): Yes Temp: 3 °C

Laboratory Reference Number

A1A1640-06

Sample Description	Matrix	Sampled Date/Time	Received Date/Time
MW-50 LMC Beaumont Site 1	Liquid	01/18/11 12:30	01/19/11 7:30

Analyte(s)	Result		RDL	MDL	Units	Method	Analysis Date	Analyst	Flag
Volatile Organic Compounds by EPA 8260B									
Surrogate: Bromofluorobenzene	103	%	80-120			EPA 8260B	02/01/11 08:55	eec	
Surrogate: Toluene-d8	98.4	%	80-120			EPA 8260B	02/01/11 08:55	eec	
Semivolatile Organic Compounds by EPA 8270C SIM									
1,4-Dioxane	13		0.20	0.10	ug/L	EPA8270C M	01/25/11 21:10	DF	

E.S.BABCOCK&Sons,Inc.
Environmental Laboratories est 1906

Client Name: Tetra Tech, Inc. - San Bernardino
Contact: Mark Feldman
Address: 301 E. Vanderbilt Way Suite 450
San Bernardino, CA 92408

Report Date: 09-Feb-2011

Project Name: Tetra-Tech Lockheed
Project Number: [none]

Work Order Number: A1A1640

Received on Ice (Y/N): Yes Temp: 3 °C

Laboratory Reference Number
A1A1640-07

Sample Description	Matrix	Sampled Date/Time	Received Date/Time
MW-50-F LMC Beaumont Site 1	Liquid	01/18/11 12:30	01/19/11 7:30

Analyte(s)	Result	RDL	MDL	Units	Method	Analysis Date	Analyst	Flag
Aggregate Organic Compounds								
Dissolved Organic Carbon	0.63	0.70	0.36	mg/L	SM 5310B	01/27/11 17:25	cmd	N-TOC, J
Metals and Metalloids; EPA SW846 Series								
Manganese	0.58	10	0.24	ug/L	EPA 6010B	01/25/11 16:07	lmt	J

E.S.BABCOCK&Sons,Inc.
Environmental Laboratories est 1906

Client Name: Tetra Tech, Inc. - San Bernardino
Contact: Mark Feldman
Address: 301 E. Vanderbilt Way Suite 450
San Bernardino, CA 92408

Report Date: 09-Feb-2011

Project Name: Tetra-Tech Lockheed
Project Number: [none]

Work Order Number: A1A1640

Received on Ice (Y/N): Yes Temp: 3 °C

Laboratory Reference Number
A1A1640-08

Sample Description	Matrix	Sampled Date/Time	Received Date/Time
MW-52 LMC Beaumont Site 1	Liquid	01/18/11 14:50	01/19/11 7:30

Analyte(s)	Result	RDL	MDL	Units	Method	Analysis Date	Analyst	Flag
Anions								
Total Alkalinity	62	3.0	1.7	mg/L	SM 2320B	01/26/11 19:30	lgt	
Hydroxide	ND	3.0	1.7	mg/L	SM 2320B	01/26/11 19:30	lgt	
Carbonate	ND	3.0	1.7	mg/L	SM 2320B	01/26/11 19:30	lgt	
Bicarbonate	76	3.0	1.7	mg/L	SM 2320B	01/26/11 19:30	lgt	
Chloride	5.9	1.0	0.50	mg/L	EPA 300.0	01/19/11 23:20	SS	
Sulfate	8.1	0.50	0.37	mg/L	EPA 300.0	01/19/11 23:20	SS	
Nitrate as N	8.1	0.20	0.11	mg/L	EPA 300.0	01/19/11 23:20	SS	
Solids								
Total Dissolved Solids	170	20	11	mg/L	SM 2540C	01/24/11 14:47	ctl	
Oxyhalides								
Chlorate	ND	1.0	1.0	ug/L*	EPA 332.0-M	01/22/11 03:00	aa	
General Inorganics								
Perchlorate	720	20	14	ug/L*	EPA 332.0	01/25/11 15:40	aa	
Nutrients								
Nitrite as N	ND	0.10	0.017	mg/L	SM 4500NO2 B	01/19/11 14:30	ara	
Metals and Metalloids; EPA SW846 Series								
Iron	270	20	2.3	ug/L	EPA 6010B	01/21/11 15:59	lmt	
Volatile Organic Compounds by EPA 8260B								
1,1,1-Trichloroethane	0.26	0.50	0.12	ug/L	EPA 8260B	02/01/11 09:29	eec	J
1,1,2,2-Tetrachloroethane	ND	0.50	0.29	ug/L	EPA 8260B	02/01/11 09:29	eec	
1,1,2-Trichloroethane	ND	0.50	0.31	ug/L	EPA 8260B	02/01/11 09:29	eec	
1,1-Dichloroethane	0.78	0.50	0.098	ug/L	EPA 8260B	02/01/11 09:29	eec	
1,1-Dichloroethene	43	0.50	0.12	ug/L	EPA 8260B	02/01/11 09:29	eec	
1,2,3-Trichloropropane	ND	0.50	0.29	ug/L	EPA 8260B	02/01/11 09:29	eec	
1,2-Dichlorobenzene	ND	0.50	0.20	ug/L	EPA 8260B	02/01/11 09:29	eec	
1,2-Dichloroethane	0.41	0.50	0.21	ug/L	EPA 8260B	02/01/11 09:29	eec	J
1,2-Dichloropropane	ND	0.50	0.19	ug/L	EPA 8260B	02/01/11 09:29	eec	
1,3-Dichlorobenzene	ND	0.50	0.15	ug/L	EPA 8260B	02/01/11 09:29	eec	
1,4-Dichlorobenzene	ND	0.50	0.072	ug/L	EPA 8260B	02/01/11 09:29	eec	

E.S.BABCOCK&Sons,Inc.
Environmental Laboratories est 1906

Client Name: Tetra Tech, Inc. - San Bernardino
Contact: Mark Feldman
Address: 301 E. Vanderbilt Way Suite 450
San Bernardino, CA 92408

Report Date: 09-Feb-2011

Project Name: Tetra-Tech Lockheed
Project Number: [none]

Work Order Number: A1A1640

Received on Ice (Y/N): Yes Temp: 3 °C

Laboratory Reference Number
A1A1640-08

Sample Description	Matrix	Sampled Date/Time	Received Date/Time
MW-52 LMC Beaumont Site 1	Liquid	01/18/11 14:50	01/19/11 7:30

Analyte(s)	Result	RDL	MDL	Units	Method	Analysis Date	Analyst	Flag
Volatile Organic Compounds by EPA 8260B								
2-Butanone(MEK)	ND	3.0	1.2	ug/L	EPA 8260B	02/01/11 09:29	eec	
2-Hexanone	ND	5.0	1.2	ug/L	EPA 8260B	02/01/11 09:29	eec	
4-Methyl-2-Pentanone(MIBK)	ND	5.0	0.95	ug/L	EPA 8260B	02/01/11 09:29	eec	
Acetone	ND	10	5.0	ug/L	EPA 8260B	02/01/11 09:29	eec	
Benzene	ND	0.50	0.14	ug/L	EPA 8260B	02/01/11 09:29	eec	
Bromodichloromethane	ND	0.50	0.11	ug/L	EPA 8260B	02/01/11 09:29	eec	
Bromoform	ND	1.0	0.50	ug/L	EPA 8260B	02/01/11 09:29	eec	
Bromomethane	ND	0.50	0.48	ug/L	EPA 8260B	02/01/11 09:29	eec	
Carbon Disulfide	ND	0.50	0.36	ug/L	EPA 8260B	02/01/11 09:29	eec	
Carbon Tetrachloride	ND	0.50	0.15	ug/L	EPA 8260B	02/01/11 09:29	eec	
Chlorobenzene	ND	0.50	0.23	ug/L	EPA 8260B	02/01/11 09:29	eec	
Chloroethane	ND	0.50	0.35	ug/L	EPA 8260B	02/01/11 09:29	eec	
Chloroform	0.52	0.50	0.46	ug/L	EPA 8260B	02/01/11 09:29	eec	
Chloromethane	ND	0.50	0.36	ug/L	EPA 8260B	02/01/11 09:29	eec	
cis-1,2-Dichloroethene	0.20	0.50	0.18	ug/L	EPA 8260B	02/01/11 09:29	eec	J
cis-1,3-Dichloropropene	ND	0.50	0.30	ug/L	EPA 8260B	02/01/11 09:29	eec	
Dibromochloromethane	ND	0.50	0.37	ug/L	EPA 8260B	02/01/11 09:29	eec	
Ethylbenzene	ND	0.50	0.26	ug/L	EPA 8260B	02/01/11 09:29	eec	
Methyl tert Butyl Ether	ND	5.0	0.43	ug/L	EPA 8260B	02/01/11 09:29	eec	
Methylene Chloride	0.29	3.0	0.15	ug/L	EPA 8260B	02/01/11 09:29	eec	J
Styrene	ND	0.50	0.22	ug/L	EPA 8260B	02/01/11 09:29	eec	
Tetrachloroethene	ND	0.50	0.23	ug/L	EPA 8260B	02/01/11 09:29	eec	
Toluene	ND	0.50	0.22	ug/L	EPA 8260B	02/01/11 09:29	eec	
trans-1,2-Dichloroethene	ND	0.50	0.10	ug/L	EPA 8260B	02/01/11 09:29	eec	
trans-1,3-Dichloropropene	ND	0.50	0.24	ug/L	EPA 8260B	02/01/11 09:29	eec	
Trichloroethene	43	0.50	0.25	ug/L	EPA 8260B	02/01/11 09:29	eec	
Trichlorofluoromethane	ND	5.0	0.16	ug/L	EPA 8260B	02/01/11 09:29	eec	
Vinyl Acetate	ND	10	0.48	ug/L	EPA 8260B	02/01/11 09:29	eec	
Vinyl Chloride	ND	0.50	0.13	ug/L	EPA 8260B	02/01/11 09:29	eec	
Xylenes (m+p)	ND	0.50	0.36	ug/L	EPA 8260B	02/01/11 09:29	eec	
Xylenes (ortho)	ND	0.50	0.41	ug/L	EPA 8260B	02/01/11 09:29	eec	
1,4-Dioxane	17	35	9.3	ug/L	EPA 8260B	02/01/11 09:29	eec	J
Surrogate: 1,2-Dichloroethane-d4	104	% 80-124			EPA 8260B	02/01/11 09:29	eec	

E.S.BABCOCK&Sons,Inc.
Environmental Laboratories est 1906

Client Name: Tetra Tech, Inc. - San Bernardino
Contact: Mark Feldman
Address: 301 E. Vanderbilt Way Suite 450
San Bernardino, CA 92408

Report Date: 09-Feb-2011

Project Name: Tetra-Tech Lockheed
Project Number: [none]

Work Order Number: A1A1640

Received on Ice (Y/N): Yes Temp: 3 °C

Laboratory Reference Number

A1A1640-08

Sample Description	Matrix	Sampled Date/Time	Received Date/Time
MW-52 LMC Beaumont Site 1	Liquid	01/18/11 14:50	01/19/11 7:30

Analyte(s)	Result		RDL	MDL	Units	Method	Analysis Date	Analyst	Flag
Volatile Organic Compounds by EPA 8260B									
Surrogate: Bromofluorobenzene	103	%	80-120			EPA 8260B	02/01/11 09:29	eec	
Surrogate: Toluene-d8	97.7	%	80-120			EPA 8260B	02/01/11 09:29	eec	
Semivolatile Organic Compounds by EPA 8270C SIM									
1,4-Dioxane	22		0.20	0.10	ug/L	EPA8270C M	01/25/11 21:49	DF	

E.S.BABCOCK&Sons,Inc.
Environmental Laboratories est 1906

Client Name: Tetra Tech, Inc. - San Bernardino
Contact: Mark Feldman
Address: 301 E. Vanderbilt Way Suite 450
San Bernardino, CA 92408

Report Date: 09-Feb-2011

Project Name: Tetra-Tech Lockheed
Project Number: [none]

Work Order Number: A1A1640

Received on Ice (Y/N): Yes Temp: 3 °C

Laboratory Reference Number

A1A1640-09

Sample Description	Matrix	Sampled Date/Time	Received Date/Time
MW-52-F LMC Beaumont Site 1	Liquid	01/18/11 14:50	01/19/11 7:30

Analyte(s)	Result	RDL	MDL	Units	Method	Analysis Date	Analyst	Flag
Aggregate Organic Compounds								
Dissolved Organic Carbon	0.92	0.70	0.36	mg/L	SM 5310B	01/27/11 17:25	cmd	N-TOCc
Metals and Metalloids; EPA SW846 Series								
Manganese	ND	10	0.24	ug/L	EPA 6010B	01/25/11 16:14	lmt	

Client Name: Tetra Tech, Inc. - San Bernardino
Contact: Mark Feldman
Address: 301 E. Vanderbilt Way Suite 450
San Bernardino, CA 92408

Report Date: 09-Feb-2011

Project Name: Tetra-Tech Lockheed
Project Number: [none]

Work Order Number: A1A1640

Received on Ice (Y/N): Yes Temp: 3 °C

Anions - Batch Quality Control

Analyte(s)	Result	RDL	MDL	Units	Spike Level	Source Result	%REC	%REC Limits	RPD	RPD Limit	Flag
Batch 1A19059 - Analyzed as received											
Blank (1A19059-BLK1)					Prepared & Analyzed: 01/19/11						
Sulfate	ND	0.50	0.37	mg/L							
Chloride	ND	1.0	0.50	mg/L							
Nitrate as N	ND	0.20	0.11	mg/L							
LCS (1A19059-BS1)					Prepared & Analyzed: 01/19/11						
Sulfate	49.6	0.50	0.37	mg/L	50.0		99.2	90-110			
Chloride	50.6	1.0	0.50	mg/L	50.0		101	90-110			
Nitrate as N	11.9	0.20	0.11	mg/L	11.3		105	90-110			
Matrix Spike (1A19059-MS1)				**Source: A1A1619-02**	Prepared & Analyzed: 01/19/11						
Sulfate	191	0.50	0.37	mg/L	100	82.5	108	87-114			
Chloride	144	1.0	0.50	mg/L	50.0	84.7	119	90-122			
Nitrate as N	7.34	0.20	0.11	mg/L	4.52	2.62	104	78-120			
Matrix Spike (1A19059-MS2)				**Source: A1A1666-01**	Prepared: 01/19/11 Analyzed: 01/20/11						
Sulfate	265	0.50	0.37	mg/L	100	167	97.8	87-114			QOcal
Chloride	226	1.0	0.50	mg/L	50.0	173	105	90-122			
Nitrate as N	5.37	0.20	0.11	mg/L	4.52	1.08	95.0	78-120			
Matrix Spike Dup (1A19059-MSD1)				**Source: A1A1619-02**	Prepared & Analyzed: 01/19/11						
Sulfate	185	0.50	0.37	mg/L	100	82.5	102	87-114	3.31	20	
Chloride	139	1.0	0.50	mg/L	50.0	84.7	109	90-122	3.51	20	
Nitrate as N	7.06	0.20	0.11	mg/L	4.52	2.62	98.3	78-120	3.90	20	
Batch 1A26049 - Analyzed as received											
Blank (1A26049-BLK1)					Prepared & Analyzed: 01/26/11						
Total Alkalinity	ND	3.0	1.7	mg/L							
Hydroxide	ND	3.0	1.7	mg/L							
Carbonate	ND	3.0	1.7	mg/L							
Bicarbonate	ND	3.0	1.7	mg/L							

Client Name: Tetra Tech, Inc. - San Bernardino
Contact: Mark Feldman
Address: 301 E. Vanderbilt Way Suite 450
San Bernardino, CA 92408

Report Date: 09-Feb-2011

Project Name: Tetra-Tech Lockheed
Project Number: [none]

Work Order Number: A1A1640

Received on Ice (Y/N): Yes Temp: 3 °C

Anions - Batch Quality Control

Analyte(s)	Result	RDL	MDL	Units	Spike Level	Source Result	%REC	%REC Limits	RPD	RPD Limit	Flag
Batch 1A26049 - Analyzed as received											
LCS (1A26049-BS1)					Prepared & Analyzed: 01/26/11						
Total Alkalinity	458	3.0	1.7	mg/L	472		97.0	95-105			
Carbonate	272	3.0	1.7	mg/L	272		100	95-105			
Duplicate (1A26049-DUP1)					**Source: A1A1626-52**	Prepared & Analyzed: 01/26/11					
Total Alkalinity	33.0	3.0	1.7	mg/L		33.0			0.00	20	
Hydroxide	ND	3.0	1.7	mg/L		ND				20	
Carbonate	14.4	3.0	1.7	mg/L		14.4			0.00	20	
Bicarbonate	11.0	3.0	1.7	mg/L		11.0			0.00	20	
Duplicate (1A26049-DUP2)					**Source: A1A1647-01**	Prepared & Analyzed: 01/26/11					
Total Alkalinity	195	3.0	1.7	mg/L		196			0.512	20	
Hydroxide	ND	3.0	1.7	mg/L		ND				20	
Carbonate	ND	3.0	1.7	mg/L		ND				20	
Bicarbonate	238	3.0	1.7	mg/L		239			0.419	20	
Duplicate (1A26049-DUP3)					**Source: A1A2287-07**	Prepared & Analyzed: 01/26/11					
Total Alkalinity	208	3.0	1.7	mg/L		202			2.93	20	
Hydroxide	ND	3.0	1.7	mg/L		ND				20	
Carbonate	ND	3.0	1.7	mg/L		ND				20	
Bicarbonate	254	3.0	1.7	mg/L		246			3.20	20	

E.S.BABCOCK&Sons,Inc.
Environmental Laboratories est 1906

Client Name: Tetra Tech, Inc. - San Bernardino
Contact: Mark Feldman
Address: 301 E. Vanderbilt Way Suite 450
San Bernardino, CA 92408

Report Date: 09-Feb-2011

Project Name: Tetra-Tech Lockheed
Project Number: [none]

Work Order Number: A1A1640

Received on Ice (Y/N): Yes Temp: 3 °C

Solids - Batch Quality Control

Analyte(s)	Result	RDL	MDL	Units	Spike Level	Source Result	%REC	%REC Limits	RPD	RPD Limit	Flag
Batch 1A24043 - Analyzed as received											
Blank (1A24043-BLK1)					Prepared & Analyzed: 01/24/11						
Total Dissolved Solids	ND	10	5.5	mg/L							
LCS (1A24043-BS1)					Prepared & Analyzed: 01/24/11						
Total Dissolved Solids	704	20	11	mg/L	746		94.4	90-110			
Duplicate (1A24043-DUP1)					**Source: A1A1533-01** Prepared & Analyzed: 01/24/11						
Total Dissolved Solids	911	20	11	mg/L		905			0.661	20	
Duplicate (1A24043-DUP2)					**Source: A1A1687-01** Prepared & Analyzed: 01/24/11						
Total Dissolved Solids	2030	20	11	mg/L		2060			1.42	20	

E.S.BABCOCK&Sons,Inc.
Environmental Laboratories est 1906

Client Name: Tetra Tech, Inc. - San Bernardino
Contact: Mark Feldman
Address: 301 E. Vanderbilt Way Suite 450
San Bernardino, CA 92408

Report Date: 09-Feb-2011

Project Name: Tetra-Tech Lockheed
Project Number: [none]

Work Order Number: A1A1640

Received on Ice (Y/N): Yes Temp: 3 °C

Aggregate Organic Compounds - Batch Quality Control

Analyte(s)	Result	RDL	MDL	Units	Spike Level	Source Result	%REC	%REC Limits	RPD	RPD Limit	Flag
Batch 1A25024 - As recieved											
Blank (1A25024-BLK1)					Prepared: 01/25/11 Analyzed: 01/27/11						
Dissolved Organic Carbon	ND	0.70	0.36	mg/L							
LCS (1A25024-BS1)					Prepared: 01/25/11 Analyzed: 01/27/11						
Dissolved Organic Carbon	4.41	0.70	0.36	mg/L	4.00		110	81.5-118			
Duplicate (1A25024-DUP1)				**Source: A1A1626-66**	Prepared: 01/25/11 Analyzed: 01/27/11						
Dissolved Organic Carbon	8.20	0.70	0.36	mg/L		8.34			1.73	200	
Matrix Spike (1A25024-MS1)				**Source: A1A1640-03**	Prepared: 01/25/11 Analyzed: 01/27/11						
Dissolved Organic Carbon	5.07	0.70	0.36	mg/L	4.00	1.57	87.5	80-120			
Matrix Spike Dup (1A25024-MSD1)				**Source: A1A1640-03**	Prepared: 01/25/11 Analyzed: 01/27/11						
Dissolved Organic Carbon	5.09	0.70	0.36	mg/L	4.00	1.57	88.0	80-120	0.394	10	

Client Name: Tetra Tech, Inc. - San Bernardino
Contact: Mark Feldman
Address: 301 E. Vanderbilt Way Suite 450
San Bernardino, CA 92408

Report Date: 09-Feb-2011

Project Name: Tetra-Tech Lockheed
Project Number: [none]

Work Order Number: A1A1640

Received on Ice (Y/N): Yes Temp: 3 °C

Oxyhalides - Batch Quality Control

Analyte(s)	Result	RDL	MDL	Units	Spike Level	Source Result	%REC	%REC Limits	RPD	RPD Limit	Flag
Batch 1A20044 - Analyzed as received											
Blank (1A20044-BLK1)					Prepared: 01/20/11 Analyzed: 01/22/11						
Chlorate	ND	1.0	1.0	ug/L*							
LCS (1A20044-BS1)					Prepared: 01/20/11 Analyzed: 01/22/11						
Chlorate	11.9	1.0	1.0	ug/L*	10.0		119	80-120			
Duplicate (1A20044-DUP1)				**Source: A1A1640-02**	Prepared: 01/20/11 Analyzed: 01/22/11						
Chlorate	ND	1.0	1.0	ug/L*		ND				20	
Matrix Spike (1A20044-MS1)				**Source: A1A1640-02**	Prepared: 01/20/11 Analyzed: 01/22/11						
Chlorate	10.5	1.0	1.0	ug/L*	10.0	ND	105	80-120			
Matrix Spike Dup (1A20044-MSD1)				**Source: A1A1640-02**	Prepared: 01/20/11 Analyzed: 01/22/11						
Chlorate	10.8	1.0	1.0	ug/L*	10.0	ND	108	80-120	2.60	20	

E.S.BABCOCK&Sons,Inc.
Environmental Laboratories est 1906

Client Name: Tetra Tech, Inc. - San Bernardino
Contact: Mark Feldman
Address: 301 E. Vanderbilt Way Suite 450
San Bernardino, CA 92408

Report Date: 09-Feb-2011

Project Name: Tetra-Tech Lockheed
Project Number: [none]

Work Order Number: A1A1640

Received on Ice (Y/N): Yes Temp: 3 °C

General Inorganics - Batch Quality Control

Analyte(s)	Result	RDL	MDL	Units	Spike Level	Source Result	%REC	%REC Limits	RPD	RPD Limit	Flag
Batch 1A20044 - Analyzed as received											
Blank (1A20044-BLK1)					Prepared: 01/20/11 Analyzed: 01/22/11						
Perchlorate	ND	0.10	0.071	ug/L*							
LCS (1A20044-BS1)					Prepared: 01/20/11 Analyzed: 01/22/11						
Perchlorate	4.93	0.10	0.071	ug/L*	5.00		98.7	80-120			
Duplicate (1A20044-DUP1)					**Source: A1A1640-02** Prepared: 01/20/11 Analyzed: 01/22/11						
Perchlorate	0.0910	0.10	0.071	ug/L*		ND				20	J
Matrix Spike (1A20044-MS1)					**Source: A1A1640-02** Prepared: 01/20/11 Analyzed: 01/22/11						
Perchlorate	5.04	0.10	0.071	ug/L*	5.00	ND	101	80-120			
Matrix Spike Dup (1A20044-MSD1)					**Source: A1A1640-02** Prepared: 01/20/11 Analyzed: 01/22/11						
Perchlorate	4.70	0.10	0.071	ug/L*	5.00	ND	94.0	80-120	6.94	20	
Batch 1A24061 - Analyzed as received											
Blank (1A24061-BLK1)					Prepared: 01/24/11 Analyzed: 01/25/11						
Perchlorate	ND	0.10	0.071	ug/L*							
LCS (1A24061-BS1)					Prepared: 01/24/11 Analyzed: 01/25/11						
Perchlorate	4.91	0.10	0.071	ug/L*	5.00		98.3	80-120			
Duplicate (1A24061-DUP1)					**Source: A1A1924-03RE** Prepared: 01/24/11 Analyzed: 01/25/11						
Perchlorate	17200	200	140	ug/L*		16800			2.79	20	
Matrix Spike (1A24061-MS1)					**Source: A1A1924-03RE** Prepared: 01/24/11 Analyzed: 01/25/11						
Perchlorate	26600	200	140	ug/L*	10000	16800	NR	80-120			QOcal

Client Name: Tetra Tech, Inc. - San Bernardino
Contact: Mark Feldman
Address: 301 E. Vanderbilt Way Suite 450
San Bernardino, CA 92408

Report Date: 09-Feb-2011

Project Name: Tetra-Tech Lockheed
Project Number: [none]

Work Order Number: A1A1640

Received on Ice (Y/N): Yes Temp: 3 °C

General Inorganics - Batch Quality Control

Analyte(s)	Result	RDL	MDL	Units	Spike Level	Source Result	%REC	%REC Limits	RPD	RPD Limit	Flag
Batch 1A24061 - Analyzed as received											
Matrix Spike Dup (1A24061-MSD1)		**Source: A1A1924-03RE**			Prepared: 01/24/11		Analyzed: 01/25/11				
Perchlorate	27800	200	140	ug/L*	10000	16800	NR	80-120	4.52	20	QOcal

Client Name: Tetra Tech, Inc. - San Bernardino
Contact: Mark Feldman
Address: 301 E. Vanderbilt Way Suite 450
San Bernardino, CA 92408

Report Date: 09-Feb-2011

Project Name: Tetra-Tech Lockheed
Project Number: [none]

Work Order Number: A1A1640

Received on Ice (Y/N): Yes Temp: 3 °C

Nutrients - Batch Quality Control

Analyte(s)	Result	RDL	MDL	Units	Spike Level	Source Result	%REC	%REC Limits	RPD	RPD Limit	Flag
Batch 1A19040 - Filter if turbid.											
LCS (1A19040-BS1)					Prepared & Analyzed: 01/19/11						
Nitrite as N	1.01	0.10	0.017	mg/L	1.00		101	90-110			
Matrix Spike (1A19040-MS1)			**Source: A1A1632-03**		Prepared & Analyzed: 01/19/11						
Nitrite as N	1.30	0.10	0.017	mg/L	1.00	0.290	101	80-120			
Matrix Spike Dup (1A19040-MSD1)			**Source: A1A1632-03**		Prepared & Analyzed: 01/19/11						
Nitrite as N	1.30	0.10	0.017	mg/L	1.00	0.290	101	80-120	0.00	20	

Client Name: Tetra Tech, Inc. - San Bernardino
Contact: Mark Feldman
Address: 301 E. Vanderbilt Way Suite 450
San Bernardino, CA 92408

Report Date: 09-Feb-2011

Project Name: Tetra-Tech Lockheed
Project Number: [none]

Work Order Number: A1A1640

Received on Ice (Y/N): Yes Temp: 3 °C

Metals and Metalloids; EPA SW846 Series - Batch Quality Control

Analyte(s)	Result	RDL	MDL	Units	Spike Level	Source Result	%REC	%REC Limits	RPD	RPD Limit	Flag
Batch 1A20048 - EPA 200.2 SOP M02C											
Blank (1A20048-BLK1)					Prepared & Analyzed: 01/21/11						
Iron	ND	20	2.3	ug/L							
LCS (1A20048-BS1)					Prepared & Analyzed: 01/21/11						
Iron	327	20	2.3	ug/L	333		98.2	85-115			
Matrix Spike (1A20048-MS1)				**Source: A1A1785-05**	Prepared & Analyzed: 01/21/11						
Iron	4270	20	2.3	ug/L	333	3990	81.9	75-125			
Matrix Spike Dup (1A20048-MSD1)				**Source: A1A1785-05**	Prepared & Analyzed: 01/21/11						
Iron	4220	20	2.3	ug/L	333	3990	68.6	75-125	1.04	20	QM-3x
Batch 1A24046 - 6010B/No Digest M09											
Blank (1A24046-BLK1)					Prepared & Analyzed: 01/25/11						
Manganese	ND	10	0.24	ug/L							
LCS (1A24046-BS1)					Prepared & Analyzed: 01/25/11						
Manganese	982	10	0.24	ug/L	1000		97.8	85-115			
Matrix Spike (1A24046-MS1)				**Source: A1A1640-03**	Prepared & Analyzed: 01/25/11						
Manganese	994	10	0.24	ug/L	1000	ND	99.0	75-125			
Matrix Spike Dup (1A24046-MSD1)				**Source: A1A1640-03**	Prepared & Analyzed: 01/25/11						
Manganese	1010	10	0.24	ug/L	1000	ND	101	75-125	1.63	20	

Client Name: Tetra Tech, Inc. - San Bernardino
Contact: Mark Feldman
Address: 301 E. Vanderbilt Way Suite 450
San Bernardino, CA 92408

Report Date: 09-Feb-2011

Project Name: Tetra-Tech Lockheed
Project Number: [none]

Work Order Number: A1A1640

Received on Ice (Y/N): Yes Temp: 3 °C

Volatile Organic Compounds by EPA 8260B - Batch Quality Control

Analyte(s)	Result	RDL	MDL	Units	Spike Level	Source Result	%REC	%REC Limits	RPD	RPD Limit	Flag
Batch 1A31044 - Purge and Trap											
Blank (1A31044-BLK1)					Prepared: 01/31/11 Analyzed: 02/01/11						
1,1,1-Trichloroethane	ND	0.50	0.12	ug/L							
1,1,2,2-Tetrachloroethane	ND	0.50	0.29	ug/L							
1,1,2-Trichloroethane	ND	0.50	0.31	ug/L							
1,1-Dichloroethane	ND	0.50	0.098	ug/L							
1,1-Dichloroethene	ND	0.50	0.12	ug/L							
1,2,3-Trichloropropane	ND	0.50	0.29	ug/L							
1,2-Dichlorobenzene	ND	0.50	0.20	ug/L							
1,2-Dichloroethane	ND	0.50	0.21	ug/L							
1,2-Dichloropropane	ND	0.50	0.19	ug/L							
1,3-Dichlorobenzene	ND	0.50	0.15	ug/L							
1,4-Dichlorobenzene	ND	0.50	0.072	ug/L							
2-Butanone(MEK)	ND	3.0	1.2	ug/L							
2-Hexanone	ND	5.0	1.2	ug/L							
4-Methyl-2-Pentanone(MIBK)	ND	5.0	0.95	ug/L							
Acetone	ND	10	5.0	ug/L							
Benzene	ND	0.50	0.14	ug/L							
Bromodichloromethane	ND	0.50	0.11	ug/L							
Bromoform	ND	1.0	0.50	ug/L							
Bromomethane	ND	0.50	0.48	ug/L							
Carbon Disulfide	ND	0.50	0.36	ug/L							
Carbon Tetrachloride	ND	0.50	0.15	ug/L							
Chlorobenzene	ND	0.50	0.23	ug/L							
Chloroethane	ND	0.50	0.35	ug/L							
Chloroform	ND	0.50	0.46	ug/L							
Chloromethane	ND	0.50	0.36	ug/L							
cis-1,2-Dichloroethene	ND	0.50	0.18	ug/L							
cis-1,3-Dichloropropene	ND	0.50	0.30	ug/L							
Dibromochloromethane	ND	0.50	0.37	ug/L							
Ethylbenzene	ND	0.50	0.26	ug/L							
Methyl tert Butyl Ether	ND	5.0	0.43	ug/L							
Methylene Chloride	ND	3.0	0.15	ug/L							
Styrene	ND	0.50	0.22	ug/L							
Tetrachloroethene	ND	0.50	0.23	ug/L							
Toluene	ND	0.50	0.22	ug/L							
trans-1,2-Dichloroethene	ND	0.50	0.10	ug/L							
trans-1,3-Dichloropropene	ND	0.50	0.24	ug/L							

Client Name: Tetra Tech, Inc. - San Bernardino
Contact: Mark Feldman
Address: 301 E. Vanderbilt Way Suite 450
San Bernardino, CA 92408

Report Date: 09-Feb-2011

Project Name: Tetra-Tech Lockheed
Project Number: [none]

Work Order Number: A1A1640

Received on Ice (Y/N): Yes Temp: 3 °C

Volatile Organic Compounds by EPA 8260B - Batch Quality Control

Analyte(s)	Result	RDL	MDL	Units	Spike Level	Source Result	%REC	%REC Limits	RPD	RPD Limit	Flag
Batch 1A31044 - Purge and Trap											
Blank (1A31044-BLK1)					Prepared: 01/31/11 Analyzed: 02/01/11						
Trichloroethene	ND	0.50	0.25	ug/L							
Trichlorofluoromethane	ND	5.0	0.16	ug/L							
Vinyl Acetate	ND	10	0.48	ug/L							
Vinyl Chloride	ND	0.50	0.13	ug/L							
Xylenes (m+p)	ND	0.50	0.36	ug/L							
Xylenes (ortho)	ND	0.50	0.41	ug/L							
1,4-Dioxane	ND	35	9.3	ug/L							
Surrogate: 1,2-Dichloroethane-d4	*10.3*			ug/L	*10.0*		*103*	*80-124*			
Surrogate: Bromofluorobenzene	*10.1*			ug/L	*10.0*		*101*	*80-120*			
Surrogate: Toluene-d8	*9.81*			ug/L	*10.0*		*98.1*	*80-120*			
LCS (1A31044-BS1)					Prepared & Analyzed: 01/31/11						
1,1-Dichloroethane	23.7	0.50	0.098	ug/L	25.0		94.6	70-130			
1,1-Dichloroethene	24.4	0.50	0.12	ug/L	25.0		97.5	70-130			
1,4-Dichlorobenzene	25.3	0.50	0.072	ug/L	25.0		101	70-130			
Benzene	25.9	0.50	0.14	ug/L	25.0		104	70-130			
Bromodichloromethane	24.8	0.50	0.11	ug/L	25.0		99.2	70-130			
Bromoform	25.1	1.0	0.50	ug/L	25.0		100	70-130			
Chloroform	26.0	0.50	0.46	ug/L	25.0		104	70-130			
Dibromochloromethane	25.0	0.50	0.37	ug/L	25.0		99.9	70-130			
Ethylbenzene	25.3	0.50	0.26	ug/L	25.0		101	70-130			
Methyl tert Butyl Ether	26.3	5.0	0.43	ug/L	25.0		105	70-130			
Tetrachloroethene	22.5	0.50	0.23	ug/L	25.0		90.0	70-130			
Toluene	24.2	0.50	0.22	ug/L	25.0		96.9	70-130			
Trichloroethene	24.6	0.50	0.25	ug/L	25.0		98.2	70-130			
Vinyl Chloride	25.2	0.50	0.13	ug/L	25.0		101	70-130			
Xylenes (m+p)	51.0	0.50	0.36	ug/L	50.0		102	70-130			
Xylenes (ortho)	25.6	0.50	0.41	ug/L	25.0		103	70-130			
Surrogate: 1,2-Dichloroethane-d4	*10.2*			ug/L	*10.0*		*102*	*80-124*			
Surrogate: Bromofluorobenzene	*9.90*			ug/L	*10.0*		*99.0*	*80-120*			
Surrogate: Toluene-d8	*9.86*			ug/L	*10.0*		*98.6*	*80-120*			

E.S.BABCOCK&Sons,Inc.
Environmental Laboratories est 1906

Client Name: Tetra Tech, Inc. - San Bernardino
Contact: Mark Feldman
Address: 301 E. Vanderbilt Way Suite 450
San Bernardino, CA 92408

Report Date: 09-Feb-2011

Project Name: Tetra-Tech Lockheed
Project Number: [none]

Work Order Number: A1A1640

Received on Ice (Y/N): Yes Temp: 3 °C

Volatile Organic Compounds by EPA 8260B - Batch Quality Control

Analyte(s)	Result	RDL	MDL	Units	Spike Level	Source Result	%REC	%REC Limits	RPD	RPD Limit	Flag
Batch 1A31044 - Purge and Trap											
LCS Dup (1A31044-BSD1)					Prepared & Analyzed: 01/31/11						
1,1-Dichloroethane	22.9	0.50	0.098	ug/L	25.0		91.6	70-130	3.31	20	
1,1-Dichloroethene	23.4	0.50	0.12	ug/L	25.0		93.7	70-130	3.93	20	
1,4-Dichlorobenzene	25.0	0.50	0.072	ug/L	25.0		99.8	70-130	1.43	20	
Benzene	25.1	0.50	0.14	ug/L	25.0		100	70-130	3.06	20	
Bromodichloromethane	24.4	0.50	0.11	ug/L	25.0		97.7	70-130	1.58	20	
Bromoform	24.0	1.0	0.50	ug/L	25.0		95.9	70-130	4.44	20	
Chloroform	25.0	0.50	0.46	ug/L	25.0		100	70-130	4.00	20	
Dibromochloromethane	24.8	0.50	0.37	ug/L	25.0		99.2	70-130	0.643	20	
Ethylbenzene	25.0	0.50	0.26	ug/L	25.0		99.9	70-130	1.19	20	
Methyl tert Butyl Ether	25.4	5.0	0.43	ug/L	25.0		102	70-130	3.25	20	
Tetrachloroethene	22.2	0.50	0.23	ug/L	25.0		88.8	70-130	1.34	20	
Toluene	23.9	0.50	0.22	ug/L	25.0		95.7	70-130	1.25	20	
Trichloroethene	23.7	0.50	0.25	ug/L	25.0		94.8	70-130	3.52	20	
Vinyl Chloride	24.2	0.50	0.13	ug/L	25.0		96.6	70-130	4.33	20	
Xylenes (m+p)	50.1	0.50	0.36	ug/L	50.0		100	70-130	1.76	20	
Xylenes (ortho)	25.1	0.50	0.41	ug/L	25.0		100	70-130	2.13	20	
Surrogate: 1,2-Dichloroethane-d4	*10.1*			ug/L	*10.0*		*101*	*80-124*			
Surrogate: Bromofluorobenzene	*10.0*			ug/L	*10.0*		*100*	*80-120*			
Surrogate: Toluene-d8	*9.83*			ug/L	*10.0*		*98.3*	*80-120*			
Duplicate (1A31044-DUP1)					**Source: A1A1640-02**	Prepared: 01/31/11		Analyzed: 02/01/11			
1,1,1,2-Tetrachloroethane	ND	0.50	0.14	ug/L		ND				40	
1,1,1-Trichloroethane	ND	0.50	0.12	ug/L		ND				40	
1,1,2,2-Tetrachloroethane	ND	0.50	0.29	ug/L		ND				40	
1,1,2-Trichloroethane	ND	0.50	0.31	ug/L		ND				40	
1,1-Dichloroethane	ND	0.50	0.098	ug/L		ND				40	
1,1-Dichloroethene	ND	0.50	0.12	ug/L		ND				40	
1,1-Dichloropropene	ND	0.50	0.14	ug/L		ND				40	
1,2,3-Trichloropropane	ND	0.50	0.29	ug/L		ND				40	
1,2,4-Trichlorobenzene	ND	0.50	0.34	ug/L		ND				40	
1,2-Dichlorobenzene	ND	0.50	0.20	ug/L		ND				40	
1,2-Dichloroethane	ND	0.50	0.21	ug/L		ND				40	
1,2-Dichloropropane	ND	0.50	0.19	ug/L		ND				40	
1,3-Dichlorobenzene	ND	0.50	0.15	ug/L		ND				40	
1,3-Dichloropropane	ND	0.50	0.22	ug/L		ND				40	
1,4-Dichlorobenzene	ND	0.50	0.072	ug/L		ND				40	
2,2-Dichloropropane	ND	0.50	0.49	ug/L		ND				40	

Client Name: Tetra Tech, Inc. - San Bernardino
Contact: Mark Feldman
Address: 301 E. Vanderbilt Way Suite 450
San Bernardino, CA 92408

Report Date: 09-Feb-2011

Project Name: Tetra-Tech Lockheed
Project Number: [none]

Work Order Number: A1A1640

Received on Ice (Y/N): Yes Temp: 3 °C

Volatile Organic Compounds by EPA 8260B - Batch Quality Control

Analyte(s)	Result	RDL	MDL	Units	Spike Level	Source Result	%REC	%REC Limits	RPD	RPD Limit	Flag
Batch 1A31044 - Purge and Trap											
Duplicate (1A31044-DUP1)			**Source: A1A1640-02**	Prepared: 01/31/11 Analyzed: 02/01/11							
2-Butanone(MEK)	ND	3.0	1.2	ug/L		ND				40	
2-Hexanone	ND	5.0	1.2	ug/L		ND				40	
4-Methyl-2-Pentanone(MIBK)	ND	5.0	0.95	ug/L		ND				40	
Acetone	ND	10	5.0	ug/L		ND				40	
Acetonitrile	ND	10	2.2	ug/L		ND				40	
Acrolein	ND	10	3.7	ug/L		ND				40	
Acrylonitrile	ND	10	3.3	ug/L		ND				40	
Allyl Chloride	ND	5.0	0.20	ug/L		ND				40	
Benzene	ND	0.50	0.14	ug/L		ND				40	
Bromochloromethane	ND	0.50	0.33	ug/L		ND				40	
Bromodichloromethane	ND	0.50	0.11	ug/L		ND				40	
Bromoform	ND	1.0	0.50	ug/L		ND				40	
Bromomethane	ND	0.50	0.48	ug/L		ND				40	
Carbon Disulfide	ND	0.50	0.36	ug/L		ND				40	
Carbon Tetrachloride	ND	0.50	0.15	ug/L		ND				40	
Chlorobenzene	ND	0.50	0.23	ug/L		ND				40	
Chloroethane	ND	0.50	0.35	ug/L		ND				40	
Chloroform	ND	0.50	0.46	ug/L		ND				40	
Chloromethane	ND	0.50	0.36	ug/L		ND				40	
Chloroprene	ND	10	0.21	ug/L		ND				40	
cis-1,2-Dichloroethene	ND	0.50	0.18	ug/L		ND				40	
cis-1,3-Dichloropropene	ND	0.50	0.30	ug/L		ND				40	
Dibromochloromethane	ND	0.50	0.37	ug/L		ND				40	
Dibromomethane	ND	0.50	0.16	ug/L		ND				40	
Dichlorodifluoromethane	ND	0.50	0.18	ug/L		ND				40	
Ethyl Methacrylate	ND	0.50	0.48	ug/L		ND				40	
Ethylbenzene	ND	0.50	0.26	ug/L		ND				40	
Iodomethane	ND	10	1.1	ug/L		ND				40	
Isobutyl Alcohol	ND	100	4.8	ug/L		ND				40	
Methacrylonitrile	ND	10	2.9	ug/L		ND				40	
Methyl Methacrylate	ND	5.0	0.96	ug/L		ND				40	
Methyl tert Butyl Ether	ND	5.0	0.43	ug/L		ND				40	
Methylene Chloride	0.280	3.0	0.15	ug/L		0.210			28.6	40	J
Naphthalene	ND	0.50	0.44	ug/L		ND				40	
Propionitrile	ND	200	3.7	ug/L		ND				40	
Styrene	ND	0.50	0.22	ug/L		ND				40	

Client Name: Tetra Tech, Inc. - San Bernardino
Contact: Mark Feldman
Address: 301 E. Vanderbilt Way Suite 450
San Bernardino, CA 92408

Report Date: 09-Feb-2011

Project Name: Tetra-Tech Lockheed
Project Number: [none]

Work Order Number: A1A1640

Received on Ice (Y/N): Yes Temp: 3 °C

Volatile Organic Compounds by EPA 8260B - Batch Quality Control

Analyte(s)	Result	RDL	MDL	Units	Spike Level	Source Result	%REC	%REC Limits	RPD	RPD Limit	Flag
Batch 1A31044 - Purge and Trap											
Duplicate (1A31044-DUP1)			**Source: A1A1640-02**		Prepared: 01/31/11	Analyzed: 02/01/11					
Tetrachloroethene	ND	0.50	0.23	ug/L		ND				40	
Toluene	ND	0.50	0.22	ug/L		ND				40	
trans-1,2-Dichloroethene	ND	0.50	0.10	ug/L		ND				40	
trans-1,3-Dichloropropene	ND	0.50	0.24	ug/L		ND				40	
trans-1,4-Dichloro-2-butene	ND	5.0	0.58	ug/L		ND				40	
Trichloroethene	ND	0.50	0.25	ug/L		ND				40	
Trichlorofluoromethane	ND	5.0	0.16	ug/L		ND				40	
Vinyl Acetate	ND	10	0.48	ug/L		ND				40	
Vinyl Chloride	ND	0.50	0.13	ug/L		ND				40	
Xylenes (m+p)	ND	0.50	0.36	ug/L		ND				40	
Xylenes (ortho)	ND	0.50	0.41	ug/L		ND				40	
Xylenes (total)	ND	1.0	0.41	ug/L		ND				200	
Surrogate: 1,2-Dichloroethane-d4	*10.4*			ug/L	*10.0*		*104*	*80-124*			
Surrogate: Bromofluorobenzene	*10.1*			ug/L	*10.0*		*101*	*80-120*			
Surrogate: Toluene-d8	*9.76*			ug/L	*10.0*		*97.6*	*80-120*			
Matrix Spike (1A31044-MS1)			**Source: A1A1796-01**		Prepared & Analyzed: 01/31/11						
1,1-Dichloroethane	24.8	0.50	0.098	ug/L	25.0	ND	99.0	70-130			
1,1-Dichloroethene	26.5	0.50	0.12	ug/L	25.0	ND	106	70-130			
1,4-Dichlorobenzene	25.6	0.50	0.072	ug/L	25.0	ND	102	70-130			
Benzene	27.3	0.50	0.14	ug/L	25.0	ND	109	70-130			
Bromodichloromethane	26.9	0.50	0.11	ug/L	25.0	ND	108	70-130			
Bromoform	26.3	1.0	0.50	ug/L	25.0	ND	105	70-130			
Chloroform	27.0	0.50	0.46	ug/L	25.0	ND	108	70-130			
Dibromochloromethane	26.8	0.50	0.37	ug/L	25.0	ND	107	70-130			
Ethylbenzene	27.4	0.50	0.26	ug/L	25.0	ND	109	70-130			
Methyl tert Butyl Ether	26.6	5.0	0.43	ug/L	25.0	ND	106	70-130			
Tetrachloroethene	25.3	0.50	0.23	ug/L	25.0	ND	101	70-130			
Toluene	26.3	0.50	0.22	ug/L	25.0	ND	105	70-130			
Trichloroethene	27.3	0.50	0.25	ug/L	25.0	ND	109	70-130			
Vinyl Chloride	26.6	0.50	0.13	ug/L	25.0	ND	106	70-130			
Xylenes (m+p)	54.2	0.50	0.36	ug/L	50.0	ND	108	70-130			
Xylenes (ortho)	27.0	0.50	0.41	ug/L	25.0	ND	108	70-130			
Surrogate: 1,2-Dichloroethane-d4	*9.68*			ug/L	*10.0*		*96.8*	*80-124*			
Surrogate: Bromofluorobenzene	*9.93*			ug/L	*10.0*		*99.3*	*80-120*			
Surrogate: Toluene-d8	*9.86*			ug/L	*10.0*		*98.6*	*80-120*			

Client Name: Tetra Tech, Inc. - San Bernardino
Contact: Mark Feldman
Address: 301 E. Vanderbilt Way Suite 450
San Bernardino, CA 92408

Report Date: 09-Feb-2011

Project Name: Tetra-Tech Lockheed
Project Number: [none]

Work Order Number: A1A1640

Received on Ice (Y/N): Yes Temp: 3 °C

Semivolatile Organic Compounds by EPA 8270C SIM - Batch Quality Control

Analyte(s)	Result	RDL	MDL	Units	Spike Level	Source Result	%REC	%REC Limits	RPD	RPD Limit	Flag
Batch 1A23003 - EPA 3520C											
Blank (1A23003-BLK1)					Prepared: 01/23/11 Analyzed: 01/25/11						
1,4-Dioxane	ND	0.20	0.10	ug/L							
LCS (1A23003-BS1)					Prepared: 01/23/11 Analyzed: 01/25/11						
1,4-Dioxane	1.05	0.20	0.10	ug/L	1.00		105	85-115			
LCS Dup (1A23003-BSD1)					Prepared: 01/23/11 Analyzed: 01/25/11						
1,4-Dioxane	1.04	0.20	0.10	ug/L	1.00		104	85-115	0.957	20	
Matrix Spike (1A23003-MS1)				**Source: A1A0851-09RE**	Prepared: 01/23/11 Analyzed: 01/25/11						
1,4-Dioxane	574	2.0	1.0	ug/L	10.0	570	44.0	85-115			QM-5X

E.S.BABCOCK&Sons,Inc.
Environmental Laboratories est 1906

Client Name: Tetra Tech, Inc. - San Bernardino
Contact: Mark Feldman
Address: 301 E. Vanderbilt Way Suite 450
San Bernardino, CA 92408

Report Date: 09-Feb-2011

Project Name: Tetra-Tech Lockheed
Project Number: [none]

Work Order Number: A1A1640

Received on Ice (Y/N): Yes Temp: 3 °C

Notes and Definitions

J	Estimated value
N-TOCd	Sample filtered and preserved at laboratory after 15 minute regulatory holding time.
QM-3x	Due to analyte concentration greater than or equal to 3 times the spike concentration, recoveries for the metal MS and/or MSD did not meet laboratory acceptance criteria.
QM-5X	Due to analyte concentration greater than or equal to 5 times the spike concentration, recoveries for the MS and/or MSD did not meet laboratory acceptance criteria.
QOcal	The concentration indicated for this analyte is an estimated value above the calibration range of the instrument.
ND:	Analyte NOT DETECTED at or above the Method Detection Limit **(if MDL is reported)**, otherwise at or above the Reportable Detection Limit (RDL)
NR:	Not Reported
RDL:	Reportable Detection Limit
MDL:	Method Detection Limit

* / (Non-NELAP): NELAP does not offer accreditation for this analyte/method/matrix combination

Approval

Enclosed are the analytical results for the submitted sample(s). Babcock Laboratories certify the data presented as part of this report meet the minimum quality standards in the referenced analytical methods. Any exceptions have been noted. Babcock Laboratories and its officers and employees assume no responsibility and make no warranty, express or implied, for uses or interpretations made by any recipients, intended or unintended, of this report.

Lorenzo Rodriguez

Lorenzo (Z) Rodriguez

Project Manager

cc:

ESB_ mdl_PDF

E.S.BABCOCK&Sons,Inc.
Environmental Laboratories est 1906

Client Name: Tetra Tech, Inc. - San Bernardino
Contact: Mark Feldman
Address: 301 E. Vanderbilt Way Suite 450
San Bernardino, CA 92408

Report Date: 09-Feb-2011

Project Name: Tetra-Tech Lockheed
Project Number: [none]

Work Order Number: A1A1640

Received on Ice (Y/N): Yes Temp: 3 °C

microseeps
from insight comes solutions

Client Name: ES Babcock and Sons, Inc
Contact: Lorenzo Rodriguez
Address: 6100 Quail Valley
PO Box 432
Riverside, CA 92502-0432

Page: Page 1 of 8
Lab Proj #: P1101196
Report Date: 01/31/11
Client Proj Name: A1A1640
Client Proj #: A1A1640

Laboratory Results

Total pages in data package: 10

Lab Sample #	Client Sample ID
P1101196-01	LEB1-011811-BP
P1101196-02	IW-01
P1101196-03	MW-50
P1101196-04	MW-52

Microseeps test results meet all the requirements of the NELAC standards or provide reasons and/or justification if they do not.

Approved By: Heather Hauser DH ***Date:*** 2-1-11

Project Manager: Heather Hauser

The analytical results reported here are reliable and usable to the precision expressed in this report. As required by some regulating authorities, a full discussion of the uncertainty in our analytical results can be obtained at our web site or through customer service. Unless otherwise specified, all results are reported on a wet weight basis.

As a valued client we would appreciate your comments on our service.
Please call customer service at (412)826-5245 or email customerservice@microseeps.com.

Case Narrative:

220 William Pitt Way • Pittsburgh, PA 15238 • Tel 412-826-5245 • Fax 412-826-3433
website www.microseeps.com email info@microseeps.com

Client Name: Tetra Tech, Inc. - San Bernardino
Contact: Mark Feldman
Address: 301 E. Vanderbilt Way Suite 450
San Bernardino, CA 92408

Report Date: 09-Feb-2011

Analytical Report: Page 37 of 46
Project Name: Tetra-Tech Lockheed
Project Number: [none]

Work Order Number: A1A1640

Received on Ice (Y/N): Yes Temp: 3 °C

Client Name: ES Babcock and Sons, Inc
Contact: Lorenzo Rodriguez
Address: 6100 Quail Valley
PO Box 432
Riverside, CA 92502-0432

Page: Page 2 of 8
Lab Proj #: P1101196
Report Date: 01/31/11
Client Proj Name: A1A1640
Client Proj #: A1A1640

Sample Description	Matrix	Lab Sample #	Sampled Date/Time	Received
LEB1-011811-BP	Water	P1101196-01	18 Jan. 11 7:30	20 Jan. 11 10:09

Analyte(s)	Flag	Result	PQL	Units	Method #	Analysis Date	By
RiskAnalysis							
N Ethane	U	< 0.10	0.1	ug/L	RSK-175	1/27/11	gt
N Ethene	U	< 0.10	0.1	ug/L	RSK-175	1/27/11	gt
N Methane	J	0.05	0.1	ug/L	RSK-175	1/27/11	gt

PA02-00538

Data Qualifiers: J - estimated value, U - Non detect, R - Poor surrogate recovery, M - Recovery/RPD poor for MS/MSD, SAMP/DUP, B - detected in blank, S - field sample as received did not meet NELAC sample acceptance criteria, L - Subcontracted Lab used, N - NELAC certified analysis

MICROSEEPS

Client Name: Tetra Tech, Inc. - San Bernardino
Contact: Mark Feldman
Address: 301 E. Vanderbilt Way Suite 450
San Bernardino, CA 92408

Report Date: 09-Feb-2011

Analytical Report: Page 38 of 46
Project Name: Tetra-Tech Lockheed
Project Number: [none]

Work Order Number: A1A1640

Received on Ice (Y/N): Yes Temp: 3 °C

Client Name: ES Babcock and Sons, Inc
Contact: Lorenzo Rodriguez
Address: 6100 Quail Valley
PO Box 432
Riverside, CA 92502-0432

Page: Page 3 of 8
Lab Proj #: P1101196
Report Date: 01/31/11
Client Proj Name: A1A1640
Client Proj #: A1A1640

Sample Description	Matrix	Lab Sample #	Sampled Date/Time	Received
IW-01	Water	P1101196-02	18 Jan. 11 9:44	20 Jan. 11 10:09

Analyte(s)	Flag	Result	PQL	Units	Method #	Analysis Date	By
RiskAnalysis							
N Ethane		0.49	0.1	ug/L	RSK-175	1/27/11	gt
N Ethene	U	< 0.10	0.1	ug/L	RSK-175	1/27/11	gt
N Hydrogen		13.000	0.600	nM	AM20GAX	1/28/11	gt
N Methane		24.00	0.1	ug/L	RSK-175	1/27/11	gt

PA02-00538

Data Qualifiers: J - estimated value, U - Non detect, R - Poor surrogate recovery, M - Recovery/RPD poor for MS/MSD, SAMP/DUP, B - detected in blank, S - field sample as received did not meet NELAC sample acceptance criteria, L - Subcontracted Lab used, N - NELAC certified analysis

MICROSEEPS

Client Name: Tetra Tech, Inc. - San Bernardino
Contact: Mark Feldman
Address: 301 E. Vanderbilt Way Suite 450
San Bernardino, CA 92408

Report Date: 09-Feb-2011

Project Name: Tetra-Tech Lockheed
Project Number: [none]

Work Order Number: A1A1640

Received on Ice (Y/N): Yes Temp: 3 °C

Client Name: ES Babcock and Sons, Inc
Contact: Lorenzo Rodriguez
Address: 6100 Quail Valley
PO Box 432
Riverside, CA 92502-0432

Lab Proj #: P1101196
Report Date: 01/31/11
Client Proj Name: A1A1640
Client Proj #: A1A1640

Sample Description	Matrix	Lab Sample #	Sampled Date/Time	Received
MW-50	Water	P1101196-03	18 Jan. 11 12:30	20 Jan. 11 10:09

Analyte(s)	Flag	Result	PQL	Units	Method #	Analysis Date	By
RiskAnalysis							
N Ethane	U	< 0.10	0.1	ug/L	RSK-175	1/27/11	gt
N Ethene	U	< 0.10	0.1	ug/L	RSK-175	1/27/11	gt
N Hydrogen		5.300	0.600	nM	AM20GAX	1/28/11	gt
N Methane	J	0.09	0.1	ug/L	RSK-175	1/27/11	gt

PA02-00538

Data Qualifiers: J - estimated value, U - Non detect, R - Poor surrogate recovery, M - Recovery/RPD poor for MS/MSD, SAMP/DUP, B - detected in blank, S - field sample as received did not meet NELAC sample acceptance criteria, L - Subcontracted Lab used, N - NELAC certified analysis

MICROSEEPS

Client Name: Tetra Tech, Inc. - San Bernardino
Contact: Mark Feldman
Address: 301 E. Vanderbilt Way Suite 450
San Bernardino, CA 92408

Report Date: 09-Feb-2011

Project Name: Tetra-Tech Lockheed
Project Number: [none]

Work Order Number: A1A1640

Received on Ice (Y/N): Yes Temp: 3 °C

Client Name: ES Babcock and Sons, Inc
Contact: Lorenzo Rodriguez
Address: 6100 Quail Valley
PO Box 432
Riverside, CA 92502-0432

Lab Proj #: P1101196
Report Date: 01/31/11
Client Proj Name: A1A1640
Client Proj #: A1A1640

Sample Description	Matrix	Lab Sample #	Sampled Date/Time	Received
MW-52	Water	P1101196-04	18 Jan. 11 14:50	20 Jan. 11 10:09

Analyte(s)	Flag	Result	PQL	Units	Method #	Analysis Date	By
RiskAnalysis							
N Ethane	U	< 0.10	0.1	ug/L	RSK-175	1/27/11	gt
N Ethene	U	< 0.10	0.1	ug/L	RSK-175	1/27/11	gt
N Hydrogen		11.000	0.600	nM	AM20GAX	1/28/11	gt
N Methane	J	0.09	0.1	ug/L	RSK-175	1/27/11	gt

PA02-00538

Data Qualifiers: J - estimated value, U - Non detect, R - Poor surrogate recovery, M - Recovery/RPD poor for MS/MSD, SAMP/DUP, B - detected in blank, S - field sample as received did not meet NELAC sample acceptance criteria, L - Subcontracted Lab used, N - NELAC certified analysis

MICROSEEPS

Client Name: Tetra Tech, Inc. - San Bernardino
Contact: Mark Feldman
Address: 301 E. Vanderbilt Way Suite 450
San Bernardino, CA 92408

Report Date: 09-Feb-2011

Project Name: Tetra-Tech Lockheed
Project Number: [none]

Work Order Number: A1A1640

Received on Ice (Y/N): Yes Temp: 3 °C

Client Name: ES Babcock and Sons, Inc
Contact: Lorenzo Rodriguez
Address: 6100 Quail Valley
PO Box 432
Riverside, CA 92502-0432

Lab Proj #: P1101196
Report Date: 01/31/11
Client Proj Name: A1A1640
Client Proj #: A1A1640

Prep Method: Light Hydrocarbons (C1-C4) in Water
Analysis Method: Light Hydrocarbons (C1-C4) in Water

M110128015-MB

	Result		TrueSpikeConc.	RDL	%Recovery	Ctl Limits
Methane	< 0.10	ug/L		0.1		- NA
Ethane	< 0.10	ug/L		0.1		- NA
Ethene	< 0.10	ug/L		0.1		- NA

M110128015-LCS

	Result		TrueSpikeConc.	%Recovery	Ctl Limits
Methane	43.00	ug/L	48.40	89.00	85 - 115
Ethane	79.00	ug/L	90.00	88.00	85 - 115
Ethene	73.00	ug/L	81.60	89.00	85 - 115

M110128015-LCSD

	Result		TrueSpikeConc.	%Recovery	Ctl Limits	RPD	RPD Ctl Limits
Methane	43.00	ug/L	48.40	89.00	85 - 115	0.00	0 - 20
Ethane	79.00	ug/L	90.00	88.00	85 - 115	0.00	0 - 20
Ethene	72.00	ug/L	81.60	88.00	85 - 115	1.38	0 - 20

P1101214-02A-DUP

	Result		TrueSpikeConc.	%Recovery	Ctl Limits	RPD	RPD Ctl Limits
Methane	8.80	ug/L			- NA	3.47	0 - 20
Ethane	2.50	ug/L			- NA	4.08	0 - 20
Ethene	0.45	ug/L			- NA	6.90	0 - 20

P1101160-01A-MS

	Result		TrueSpikeConc.	%Recovery	Ctl Limits
Methane	58.00	ug/L	48.40	102.00	70 - 130
Ethane	87.00	ug/L	90.00	97.00	70 - 130
Ethene	80.00	ug/L	81.60	98.00	70 - 130

P1101160-01A-MSD

	Result		TrueSpikeConc.	%Recovery	Ctl Limits	RPD	RPD Ctl Limits
Methane	61.00	ug/L	48.40	108.00	70 - 130	5.04	0 - 20
Ethane	88.00	ug/L	90.00	98.00	70 - 130	1.14	0 - 20

PA02-00538

Data Qualifiers: J - estimated value, U - Non detect, R - Poor surrogate recovery, M - Recovery/RPD poor for MS/MSD, SAMP/DUP, B - detected in blank, S - field sample as received did not meet NELAC sample acceptance criteria, L - Subcontracted Lab used, N - NELAC certified analysis

MICROSEEPS

Client Name: Tetra Tech, Inc. - San Bernardino
Contact: Mark Feldman
Address: 301 E. Vanderbilt Way Suite 450
San Bernardino, CA 92408

Report Date: 09-Feb-2011

Project Name: Tetra-Tech Lockheed
Project Number: [none]

Work Order Number: A1A1640

Received on Ice (Y/N): Yes Temp: 3 °C

Client Name: ES Babcock and Sons, Inc
Contact: Lorenzo Rodriguez
Address: 6100 Quail Valley
PO Box 432
Riverside, CA 92502-0432

Lab Proj #: P1101196
Report Date: 01/31/11
Client Proj Name: A1A1640
Client Proj #: A1A1640

P1101160-01A-MSD

	Result		TrueSpikeConc.	%Recovery	Ctl Limits	RPD	RPD Ctl Limits
Ethene	82.00	ug/L	81.60	100.00	70 - 130	2.47	0 - 20

Outlined Results indicate results outside of Control limits

PA02-00538

Data Qualifiers: J - estimated value, U - Non detect, R - Poor surrogate recovery, M - Recovery/RPD poor for MS/MSD, SAMP/DUP, B - detected in blank, S - field sample as received did not meet NELAC sample acceptance criteria, L - Subcontracted Lab used, N - NELAC certified analysis

MICROSEEPS

Client Name: Tetra Tech, Inc. - San Bernardino
Contact: Mark Feldman
Address: 301 E. Vanderbilt Way Suite 450
San Bernardino, CA 92408

Report Date: 09-Feb-2011

Project Name: Tetra-Tech Lockheed
Project Number: [none]

Work Order Number: A1A1640

Received on Ice (Y/N): Yes Temp: 3 °C

Client Name: ES Babcock and Sons, Inc
Contact: Lorenzo Rodriguez
Address: 6100 Quail Valley
PO Box 432
Riverside, CA 92502-0432

Lab Proj #: P1101196
Report Date: 01/31/11
Client Proj Name: A1A1640
Client Proj #: A1A1640

Prep Method: Hydrogen by Bubble Strip
Analysis Method: Hydrogen by Bubble Strip

M110128021-MB

	Result		TrueSpikeConc.	RDL	%Recovery	Ctl Limits
Hydrogen	< 0.600	nM		0.600		- NA

M110128021-LCS

	Result		TrueSpikeConc.	%Recovery	Ctl Limits
Hydrogen	51.000	nM	48.91	104.00	80 - 120

M110128021-LCSD

	Result		TrueSpikeConc.	%Recovery	Ctl Limits	RPD	RPD Ctl Limits
Hydrogen	51.000	nM	48.91	104.00	80 - 120	0.00	0 - 20

Outlined Results indicate results outside of Control limits

PA02-00538

Data Qualifiers: J - estimated value, U - Non detect, R - Poor surrogate recovery, M - Recovery/RPD poor for MS/MSD, SAMP/DUP, B - detected in blank, S - field sample as received did not meet NELAC sample acceptance criteria, L - Subcontracted Lab used, N - NELAC certified analysis

MICROSEEPS

E.S.BABCOCK&Sons,Inc.
Environmental Laboratories est 1906

Client Name: Tetra Tech, Inc. - San Bernardino
Contact: Mark Feldman
Address: 301 E. Vanderbilt Way Suite 450
San Bernardino, CA 92408

Project Name: Tetra-Tech Lockheed
Project Number: [none]

Work Order Number: A1A1640

Report Date: 09-Feb-2011
Received on Ice (Y/N): Yes Temp: 3 °C

SUBCONTRACT ORDER Printed: 1/19/2011 12:27

E.S. Babcock & Sons, Inc.

A1A1640 12578 LX901 9993 6576

SENDING LABORATORY:
E.S. Babcock & Sons, Inc.
P. O. Box 432
Riverside, CA 92502-0432
Phone: (951) 653-3351
Fax: (951) 653-1662
Project Manager: Lorenzo (Z) Rodriguez

RECEIVING LABORATORY:
Microseeps - Subcontract
220 William Pitt Way
Pittsburgh, PA 15238
Phone :(800) 659-2887
Fax: -

P110196

Need QC, J-Flag, Special EDD. LJC to email RUSH results and final PDF. All soilds report Dry Wt. Basis. All invoices for REVIEW prior to mailing. MONTHLY BILLING Email individual invoices to tes.sbo.ap@tetratech.com Login in-house & subcotract on same WO#

Analysis	Due	Expires Regulatory Days Past Date Sampled	Laboratory ID	Comments
Sample ID: A1A1640-02	**Liquid**	**Sampled:01/18/11 07:30**	**LEB1-011811-BP**	***Proj.No.:*[none]**
Subout_01	02/02/11 17:00	01/28/11 07:30	J-flags RSK175 - Methane, Ethane, Ethene	
Containers Supplied:				
Voa Vial -Unpres (I)	Voa Vial -Unpres (J)			
Sample ID: A1A1640-04	**Liquid**	**Sampled:01/18/11 09:44**	**IW-01**	***Proj.No.:*[none]**
Subout_01	02/02/11 17:00	01/28/11 09:44	J-flags RSK175 - Methane, Ethane, Ethene	
Subout	02/02/11 17:00	01/28/11 09:44	J-flags AM20GAX - Hydrogen	
Containers Supplied:				
Voa Vial -Unpres (I)	Voa Vial -Unpres (J)	Other- Unpres. (K)		
Sample ID: A1A1640-06	**Liquid**	**Sampled:01/18/11 12:30**	**MW-50**	***Proj.No.:*[none]**
Subout_01	02/02/11 17:00	01/28/11 12:30	J-flags RSK175 - Methane, Ethane, Ethene	
Subout	02/02/11 17:00	01/28/11 12:30	J-flags AM20GAX - Hydrogen	
Containers Supplied:				
Voa Vial -Unpres (I)	Voa Vial -Unpres (J)	Other- Unpres. (K)		
Sample ID: A1A1640-08	**Liquid**	**Sampled:01/18/11 14:50**	**MW-52**	***Proj.No.:*[none]**
Subout_01	02/02/11 17:00	01/28/11 14:50	J-flags RSK175 - Methane, Ethane, Ethene	
Subout	02/02/11 17:00	01/28/11 14:50	J-flags AM20GAX - Hydrogen	
Containers Supplied:				
Voa Vial -Unpres (I)	Voa Vial -Unpres (J)	Other- Unpres. (K)		

mailing
P.O Box 432
Riverside, CA 92502-0432

location
6100 Quail Valley Court
Riverside, CA 92507-0704

P 951 653 3351
F 951 653 1662
www.babcocklabs.com

NELAP no, 02101CA
CA ELAP no. 1156
EPA no. CA00102

E.S.BABCOCK&Sons,Inc.
Environmental Laboratories est 1906

Client Name: Tetra Tech, Inc. - San Bernardino
Contact: Mark Feldman
Address: 301 E. Vanderbilt Way Suite 450
San Bernardino, CA 92408

Report Date: 09-Feb-2011

Project Name: Tetra-Tech Lockheed
Project Number: [none]

Work Order Number: A1A1640

Received on Ice (Y/N): Yes Temp: 3 °C

SUBCONTRACT ORDER Printed: 1/19/2011 12:27
E.S. Babcock & Sons, Inc.
A1A1640

All Containers Intact: ✓ Yes ____No Samples Preserved Properly: ✓ Yes ____No

Samples Received at 3 oC Sample Lables / COC Agree: ✓ Yes ____No Custody Seals Present: ✓ Yes ____No

Please forward all acknowledgements of sample receipt, final reports and invoices to data@babcocklabs.com
NO HARDCOPIES PLEASE.

Released By	Date	Received By	Date
[signature]	1-19-2011	[signature]	1/20

Page 2 of 2

E.S.BABCOCK&Sons,Inc.
Environmental Laboratories est 1906

Client Name: Tetra Tech, Inc. - San Bernardino
Contact: Mark Feldman
Address: 301 E. Vanderbilt Way Suite 450
San Bernardino, CA 92408

Report Date: 09-Feb-2011

Analytical Report: Page 46 of 46
Project Name: Tetra-Tech Lockheed
Project Number: [none]

Work Order Number: A1A1640
Received on Ice (Y/N): Yes Temp: 3 °C

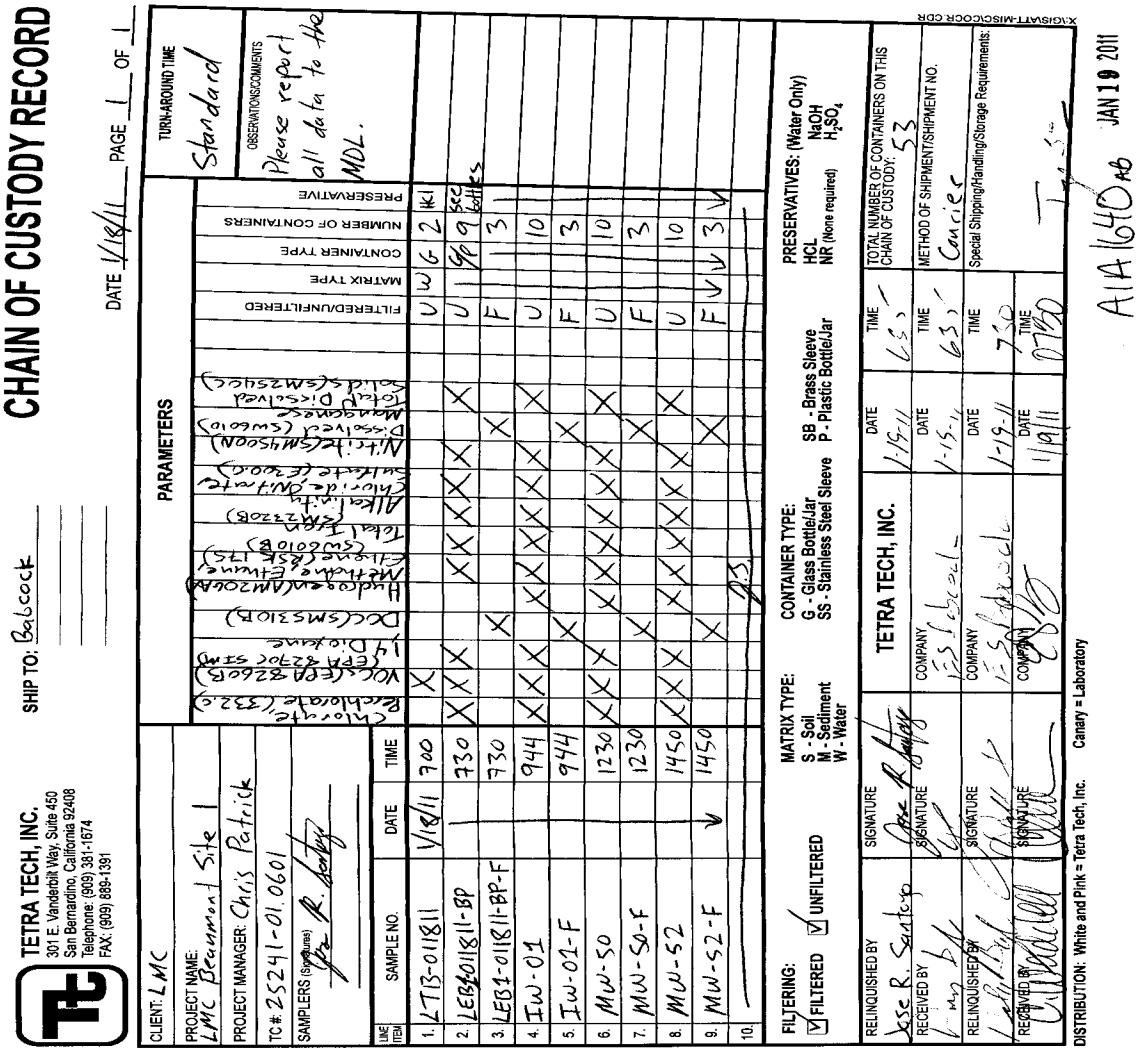

CHAIN OF CUSTODY RECORD

TETRA TECH, INC.
301 E. Vanderbilt Way, Suite 450
San Bernardino, California 92408
Telephone: (909) 381-1674
FAX: (909) 889-1391

SHIP TO: Babcock

DATE 1/18/11 PAGE 1 OF 1

CLIENT: LMC
PROJECT NAME: LMC Beaumont Site 1
PROJECT MANAGER: Chris Patrick
TC#: 25241-01.0601
SAMPLERS (Signatures): Jose R. Santoyo

TURN-AROUND TIME: Standard

OBSERVATIONS/COMMENTS: Please report all data to the MDL.

PARAMETERS

LINE ITEM	SAMPLE NO.	DATE	TIME	Chlorate, Perchlorate (332.0)	VOCs (EPA 8260B)	1,4 Dioxane (EPA 8270C SIM)	DOC (SM5310B)	Hydrogen (AM206A)	Methane, Ethane, Ethene (RSK 175)	Total Iron (SW6010B)	Alkalinity (SM2320B)	Chloride, Nitrate, Sulfate (E300.0)	Nitrite (SM4500N)	Dissolved Manganese (SW6010)	Total Dissolved Solids (SM2540C)			FILTERED/UNFILTERED	MATRIX TYPE	CONTAINER TYPE	NUMBER OF CONTAINERS	PRESERVATIVE
1.	LTB-011811	1/18/11	700		X													U	W	G	2	HCl
2.	LEB1-011811-BP		730	X	X	X			X	X	X	X	X		X			U		G/P	9	see bottles
3.	LEB1-011811-BP-F		730				X							X				F			3	
4.	IW-01		944	X	X	X		X	X	X	X	X	X		X			U			10	
5.	IW-01-F		944				X							X				F			3	
6.	MW-50		1230	X	X	X		X	X	X	X	X	X		X			U			10	
7.	MW-50-F		1230				X							X				F			3	
8.	MW-52		1450	X	X	X		X	X	X	X	X	X		X			U			10	
9.	MW-52-F		1450				X							X				F			3	
10.																						

FILTERING: ☑ FILTERED ☑ UNFILTERED

MATRIX TYPE: S - Soil, M - Sediment, W - Water

CONTAINER TYPE: G - Glass Bottle/Jar, SS - Stainless Steel Sleeve, SB - Brass Sleeve, P - Plastic Bottle/Jar

PRESERVATIVES: (Water Only) HCL, NR (None required), NaOH, H_2SO_4

RELINQUISHED BY	SIGNATURE	TETRA TECH, INC.	DATE	TIME	TOTAL NUMBER OF CONTAINERS ON THIS CHAIN OF CUSTODY: 53
Jose R. Santoyo	Jose R. Santoyo		1-19-11	635	
RECEIVED BY	SIGNATURE	COMPANY	DATE	TIME	METHOD OF SHIPMENT/SHIPMENT NO.
[illegible]	[illegible]	E.S. Babcock	1-19-11	635	Courier
RELINQUISHED BY	SIGNATURE	COMPANY	DATE	TIME	Special Shipping/Handling/Storage Requirements:
[illegible]	[illegible]	E.S. Babcock	1-19-11	730	
RECEIVED BY	SIGNATURE	COMPANY	DATE	TIME	
C. Waddell	[illegible]	E.S.B.	1/19/11	0730	[illegible]

DISTRIBUTION: White and Pink = Tetra Tech, Inc. Canary = Laboratory

X:\GIS\ATT-MISC\COCR.CDR

A1A1640 AB JAN 19 2011

E.S.BABCOCK&Sons,Inc.
Environmental Laboratories est 1906

Client Name: Tetra Tech, Inc. - San Bernardino
Contact: Mark Feldman
Address: 301 E. Vanderbilt Way Suite 450
San Bernardino, CA 92408

Report Date: 09-Feb-2011

Project Name: Tetra-Tech Lockheed
Project Number: [none]

Work Order Number: A1A1650

Received on Ice (Y/N): Yes Temp: 3 °C

Attached is the analytical report for the sample(s) received for your project. Below is a list of the individual sample descriptions with the corresponding laboratory number(s). Also, enclosed is a copy of the Chain of Custody document (if received with your sample(s)). Please note any unused portion of the sample(s) may be responsibly discarded after 30 days from the above report date, unless you have requested otherwise.

Thank you for the opportunity to serve your analytical needs. If you have any questions or concerns regarding this report please contact our client service department.

Sample Identification

Lab Sample #	Client Sample ID	Matrix	Date Sampled	By	Date Submitted	By
A1A1650-01	LEB2-011811-BP LMC Beaumont Site 1	Liquid	01/18/11 07:35	Jose R. Santoya	01/19/11 07:30	William Bayle
A1A1650-02	LEB2-011811-BP-F LMC Beaumont Site 1	Liquid	01/18/11 07:35	Jose R. Santoya	01/19/11 07:30	William Bayle
A1A1650-03	IW-02 LMC Beaumont Site 1	Liquid	01/18/11 09:59	Jose R. Santoya	01/19/11 07:30	William Bayle
A1A1650-04	IW-02-F LMC Beaumont Site 1	Liquid	01/18/11 09:59	Jose R. Santoya	01/19/11 07:30	William Bayle
A1A1650-05	MW-51 LMC Beaumont Site 1	Liquid	01/18/11 13:40	Jose R. Santoya	01/19/11 07:30	William Bayle
A1A1650-06	MW-51-F LMC Beaumont Site 1	Liquid	01/18/11 13:40	Jose R. Santoya	01/19/11 07:30	William Bayle

Note: Analyses RSK-175 and AM20GAX were subcontracted to Microseeps. Microseeps data begins to appear on page 29.

E.S.BABCOCK&Sons,Inc.
Environmental Laboratories est 1906

Client Name: Tetra Tech, Inc. - San Bernardino
Contact: Mark Feldman
Address: 301 E. Vanderbilt Way Suite 450
San Bernardino, CA 92408

Report Date: 09-Feb-2011

Project Name: Tetra-Tech Lockheed
Project Number: [none]

Work Order Number: A1A1650

Received on Ice (Y/N): Yes Temp: 3 °C

Laboratory Reference Number

A1A1650-01

Sample Description	Matrix	Sampled Date/Time	Received Date/Time
LEB2-011811-BP LMC Beaumont Site 1	Liquid	01/18/11 07:35	01/19/11 7:30

Analyte(s)	Result	RDL	MDL	Units	Method	Analysis Date	Analyst	Flag
Anions								
Total Alkalinity	3.0	3.0	1.7	mg/L	SM 2320B	01/26/11 19:30	lgt	
Hydroxide	ND	3.0	1.7	mg/L	SM 2320B	01/26/11 19:30	lgt	
Carbonate	ND	3.0	1.7	mg/L	SM 2320B	01/26/11 19:30	lgt	
Bicarbonate	3.7	3.0	1.7	mg/L	SM 2320B	01/26/11 19:30	lgt	
Chloride	0.50	1.0	0.50	mg/L	EPA 300.0	01/20/11 00:01	SS	J
Sulfate	ND	0.50	0.37	mg/L	EPA 300.0	01/20/11 00:01	SS	
Nitrate as N	ND	0.20	0.11	mg/L	EPA 300.0	01/20/11 00:01	SS	
Solids								
Total Dissolved Solids	12	10	5.5	mg/L	SM 2540C	01/24/11 14:47	ctl	
Oxyhalides								
Chlorate	ND	1.0	1.0	ug/L*	EPA 332.0-M	01/22/11 03:00	aa	
General Inorganics								
Perchlorate	ND	0.10	0.071	ug/L*	EPA 332.0	01/25/11 15:40	aa	
Nutrients								
Nitrite as N	ND	0.10	0.017	mg/L	SM 4500NO2 B	01/19/11 14:30	ara	
Metals and Metalloids; EPA SW846 Series								
Iron	30	20	2.3	ug/L	EPA 6010B	01/21/11 16:01	lmt	
Volatile Organic Compounds by EPA 8260B								
1,1,1-Trichloroethane	ND	0.50	0.12	ug/L	EPA 8260B	01/25/11 00:50	eec	
1,1,2,2-Tetrachloroethane	ND	0.50	0.29	ug/L	EPA 8260B	01/25/11 00:50	eec	
1,1,2-Trichloroethane	ND	0.50	0.31	ug/L	EPA 8260B	01/25/11 00:50	eec	
1,1-Dichloroethane	ND	0.50	0.098	ug/L	EPA 8260B	01/25/11 00:50	eec	
1,1-Dichloroethene	0.74	0.50	0.12	ug/L	EPA 8260B	01/25/11 00:50	eec	
1,2,3-Trichloropropane	ND	0.50	0.29	ug/L	EPA 8260B	01/25/11 00:50	eec	
1,2-Dichlorobenzene	ND	0.50	0.20	ug/L	EPA 8260B	01/25/11 00:50	eec	
1,2-Dichloroethane	ND	0.50	0.21	ug/L	EPA 8260B	01/25/11 00:50	eec	
1,2-Dichloropropane	ND	0.50	0.19	ug/L	EPA 8260B	01/25/11 00:50	eec	
1,3-Dichlorobenzene	ND	0.50	0.15	ug/L	EPA 8260B	01/25/11 00:50	eec	
1,4-Dichlorobenzene	ND	0.50	0.072	ug/L	EPA 8260B	01/25/11 00:50	eec	

E.S.BABCOCK&Sons,Inc.
Environmental Laboratories est 1906

Client Name: Tetra Tech, Inc. - San Bernardino
Contact: Mark Feldman
Address: 301 E. Vanderbilt Way Suite 450
San Bernardino, CA 92408

Report Date: 09-Feb-2011

Project Name: Tetra-Tech Lockheed
Project Number: [none]

Work Order Number: A1A1650

Received on Ice (Y/N): Yes Temp: 3 °C

Laboratory Reference Number
A1A1650-01

Sample Description	Matrix	Sampled Date/Time	Received Date/Time
LEB2-011811-BP LMC Beaumont Site 1	Liquid	01/18/11 07:35	01/19/11 7:30

Analyte(s)	Result	RDL	MDL	Units	Method	Analysis Date	Analyst	Flag
Volatile Organic Compounds by EPA 8260B								
2-Butanone(MEK)	ND	3.0	1.2	ug/L	EPA 8260B	01/25/11 00:50	eec	
2-Hexanone	ND	5.0	1.2	ug/L	EPA 8260B	01/25/11 00:50	eec	
4-Methyl-2-Pentanone(MIBK)	ND	5.0	0.95	ug/L	EPA 8260B	01/25/11 00:50	eec	
Acetone	ND	10	5.0	ug/L	EPA 8260B	01/25/11 00:50	eec	
Benzene	ND	0.50	0.14	ug/L	EPA 8260B	01/25/11 00:50	eec	
Bromodichloromethane	ND	0.50	0.11	ug/L	EPA 8260B	01/25/11 00:50	eec	
Bromoform	ND	1.0	0.50	ug/L	EPA 8260B	01/25/11 00:50	eec	
Bromomethane	ND	0.50	0.48	ug/L	EPA 8260B	01/25/11 00:50	eec	
Carbon Disulfide	ND	0.50	0.36	ug/L	EPA 8260B	01/25/11 00:50	eec	
Carbon Tetrachloride	ND	0.50	0.15	ug/L	EPA 8260B	01/25/11 00:50	eec	
Chlorobenzene	ND	0.50	0.23	ug/L	EPA 8260B	01/25/11 00:50	eec	
Chloroethane	ND	0.50	0.35	ug/L	EPA 8260B	01/25/11 00:50	eec	
Chloroform	ND	0.50	0.46	ug/L	EPA 8260B	01/25/11 00:50	eec	
Chloromethane	ND	0.50	0.36	ug/L	EPA 8260B	01/25/11 00:50	eec	
cis-1,2-Dichloroethene	ND	0.50	0.18	ug/L	EPA 8260B	01/25/11 00:50	eec	
cis-1,3-Dichloropropene	ND	0.50	0.30	ug/L	EPA 8260B	01/25/11 00:50	eec	
Dibromochloromethane	ND	0.50	0.37	ug/L	EPA 8260B	01/25/11 00:50	eec	
Ethylbenzene	ND	0.50	0.26	ug/L	EPA 8260B	01/25/11 00:50	eec	
Methyl tert Butyl Ether	ND	5.0	0.43	ug/L	EPA 8260B	01/25/11 00:50	eec	
Methylene Chloride	ND	3.0	0.15	ug/L	EPA 8260B	01/25/11 00:50	eec	
Styrene	ND	0.50	0.22	ug/L	EPA 8260B	01/25/11 00:50	eec	
Tetrachloroethene	ND	0.50	0.23	ug/L	EPA 8260B	01/25/11 00:50	eec	
Toluene	ND	0.50	0.22	ug/L	EPA 8260B	01/25/11 00:50	eec	
trans-1,2-Dichloroethene	ND	0.50	0.10	ug/L	EPA 8260B	01/25/11 00:50	eec	
trans-1,3-Dichloropropene	ND	0.50	0.24	ug/L	EPA 8260B	01/25/11 00:50	eec	
Trichloroethene	1.4	0.50	0.25	ug/L	EPA 8260B	01/25/11 00:50	eec	
Trichlorofluoromethane	ND	5.0	0.16	ug/L	EPA 8260B	01/25/11 00:50	eec	
Vinyl Acetate	ND	10	0.48	ug/L	EPA 8260B	01/25/11 00:50	eec	
Vinyl Chloride	ND	0.50	0.13	ug/L	EPA 8260B	01/25/11 00:50	eec	
Xylenes (m+p)	ND	0.50	0.36	ug/L	EPA 8260B	01/25/11 00:50	eec	
Xylenes (ortho)	ND	0.50	0.41	ug/L	EPA 8260B	01/25/11 00:50	eec	
1,4-Dioxane	ND	35	9.3	ug/L	EPA 8260B	01/25/11 00:50	eec	
Surrogate: 1,2-Dichloroethane-d4	104	% 80-124			EPA 8260B	01/25/11 00:50	eec	

E.S.BABCOCK&Sons,Inc.
Environmental Laboratories est 1906

Client Name: Tetra Tech, Inc. - San Bernardino
Contact: Mark Feldman
Address: 301 E. Vanderbilt Way Suite 450
San Bernardino, CA 92408

Report Date: 09-Feb-2011

Project Name: Tetra-Tech Lockheed
Project Number: [none]

Work Order Number: A1A1650

Received on Ice (Y/N): Yes Temp: 3 °C

Laboratory Reference Number

A1A1650-01

Sample Description	Matrix	Sampled Date/Time	Received Date/Time
LEB2-011811-BP LMC Beaumont Site 1	Liquid	01/18/11 07:35	01/19/11 7:30

Analyte(s)	Result		RDL	MDL	Units	Method	Analysis Date	Analyst	Flag
Volatile Organic Compounds by EPA 8260B									
Surrogate: Bromofluorobenzene	101	%	80-120			EPA 8260B	01/25/11 00:50	eec	
Surrogate: Toluene-d8	98.5	%	80-120			EPA 8260B	01/25/11 00:50	eec	
Semivolatile Organic Compounds by EPA 8270C SIM									
1,4-Dioxane	ND		0.20	0.10	ug/L	EPA8270C M	01/25/11 22:30	DF	

E.S.BABCOCK&Sons,Inc.
Environmental Laboratories est 1906

Client Name: Tetra Tech, Inc. - San Bernardino
Contact: Mark Feldman
Address: 301 E. Vanderbilt Way Suite 450
San Bernardino, CA 92408

Report Date: 09-Feb-2011

Project Name: Tetra-Tech Lockheed
Project Number: [none]

Work Order Number: A1A1650

Received on Ice (Y/N): Yes Temp: 3 °C

Laboratory Reference Number

A1A1650-02

Sample Description	Matrix	Sampled Date/Time	Received Date/Time
LEB2-011811-BP-F LMC Beaumont Site 1	Liquid	01/18/11 07:35	01/19/11 7:30

Analyte(s)	Result	RDL	MDL	Units	Method	Analysis Date	Analyst	Flag
Aggregate Organic Compounds								
Dissolved Organic Carbon	0.55	0.70	0.36	mg/L	SM 5310B	01/27/11 17:25	cmd	J, N-TOC
Metals and Metalloids; EPA SW846 Series								
Manganese	2.0	10	0.24	ug/L	EPA 6010B	01/25/11 16:16	lmt	J

E.S.BABCOCK&Sons,Inc.
Environmental Laboratories est 1906

Client Name: Tetra Tech, Inc. - San Bernardino
Contact: Mark Feldman
Address: 301 E. Vanderbilt Way Suite 450
San Bernardino, CA 92408

Report Date: 09-Feb-2011

Project Name: Tetra-Tech Lockheed
Project Number: [none]

Work Order Number: A1A1650

Received on Ice (Y/N): Yes Temp: 3 °C

Laboratory Reference Number
A1A1650-03

Sample Description	Matrix	Sampled Date/Time	Received Date/Time
IW-02 LMC Beaumont Site 1	Liquid	01/18/11 09:59	01/19/11 7:30

Analyte(s)	Result	RDL	MDL	Units	Method	Analysis Date	Analyst	Flag
Anions								
Total Alkalinity	41	3.0	1.7	mg/L	SM 2320B	01/26/11 19:30	lgt	
Hydroxide	ND	3.0	1.7	mg/L	SM 2320B	01/26/11 19:30	lgt	
Carbonate	ND	3.0	1.7	mg/L	SM 2320B	01/26/11 19:30	lgt	
Bicarbonate	50	3.0	1.7	mg/L	SM 2320B	01/26/11 19:30	lgt	
Chloride	28	1.0	0.50	mg/L	EPA 300.0	01/20/11 00:09	SS	
Sulfate	1.9	0.50	0.37	mg/L	EPA 300.0	01/20/11 00:09	SS	
Nitrate as N	ND	0.20	0.11	mg/L	EPA 300.0	01/20/11 00:09	SS	
Solids								
Total Dissolved Solids	100	20	11	mg/L	SM 2540C	01/24/11 14:47	ctl	
Oxyhalides								
Chlorate	ND	1.0	1.0	ug/L*	EPA 332.0-M	01/22/11 03:00	aa	
General Inorganics								
Perchlorate	1.1	0.10	0.071	ug/L*	EPA 332.0	01/22/11 03:00	aa	
Nutrients								
Nitrite as N	ND	0.10	0.017	mg/L	SM 4500NO2 B	01/19/11 14:30	ara	
Metals and Metalloids; EPA SW846 Series								
Iron	19000	20	2.3	ug/L	EPA 6010B	01/21/11 16:08	lmt	
Volatile Organic Compounds by EPA 8260B								
1,1,1-Trichloroethane	ND	0.50	0.12	ug/L	EPA 8260B	01/25/11 11:12	eec	
1,1,2,2-Tetrachloroethane	ND	0.50	0.29	ug/L	EPA 8260B	01/25/11 11:12	eec	
1,1,2-Trichloroethane	ND	0.50	0.31	ug/L	EPA 8260B	01/25/11 11:12	eec	
1,1-Dichloroethane	ND	0.50	0.098	ug/L	EPA 8260B	01/25/11 11:12	eec	
1,1-Dichloroethene	0.51	0.50	0.12	ug/L	EPA 8260B	01/25/11 11:12	eec	
1,2,3-Trichloropropane	ND	0.50	0.29	ug/L	EPA 8260B	01/25/11 11:12	eec	
1,2-Dichlorobenzene	ND	0.50	0.20	ug/L	EPA 8260B	01/25/11 11:12	eec	
1,2-Dichloroethane	ND	0.50	0.21	ug/L	EPA 8260B	01/25/11 11:12	eec	
1,2-Dichloropropane	ND	0.50	0.19	ug/L	EPA 8260B	01/25/11 11:12	eec	
1,3-Dichlorobenzene	ND	0.50	0.15	ug/L	EPA 8260B	01/25/11 11:12	eec	
1,4-Dichlorobenzene	ND	0.50	0.072	ug/L	EPA 8260B	01/25/11 11:12	eec	

E.S.BABCOCK&Sons,Inc.
Environmental Laboratories est 1906

Client Name: Tetra Tech, Inc. - San Bernardino
Contact: Mark Feldman
Address: 301 E. Vanderbilt Way Suite 450
San Bernardino, CA 92408

Report Date: 09-Feb-2011

Project Name: Tetra-Tech Lockheed
Project Number: [none]

Work Order Number: A1A1650

Received on Ice (Y/N): Yes Temp: 3 °C

Laboratory Reference Number
A1A1650-03

Sample Description	Matrix	Sampled Date/Time	Received Date/Time
IW-02 LMC Beaumont Site 1	Liquid	01/18/11 09:59	01/19/11 7:30

Analyte(s)	Result	RDL	MDL	Units	Method	Analysis Date	Analyst	Flag
Volatile Organic Compounds by EPA 8260B								
2-Butanone(MEK)	ND	3.0	1.2	ug/L	EPA 8260B	01/25/11 11:12	eec	
2-Hexanone	ND	5.0	1.2	ug/L	EPA 8260B	01/25/11 11:12	eec	
4-Methyl-2-Pentanone(MIBK)	ND	5.0	0.95	ug/L	EPA 8260B	01/25/11 11:12	eec	
Acetone	ND	10	5.0	ug/L	EPA 8260B	01/25/11 11:12	eec	
Benzene	ND	0.50	0.14	ug/L	EPA 8260B	01/25/11 11:12	eec	
Bromodichloromethane	ND	0.50	0.11	ug/L	EPA 8260B	01/25/11 11:12	eec	
Bromoform	ND	1.0	0.50	ug/L	EPA 8260B	01/25/11 11:12	eec	
Bromomethane	ND	0.50	0.48	ug/L	EPA 8260B	01/25/11 11:12	eec	
Carbon Disulfide	ND	0.50	0.36	ug/L	EPA 8260B	01/25/11 11:12	eec	
Carbon Tetrachloride	ND	0.50	0.15	ug/L	EPA 8260B	01/25/11 11:12	eec	
Chlorobenzene	ND	0.50	0.23	ug/L	EPA 8260B	01/25/11 11:12	eec	
Chloroethane	ND	0.50	0.35	ug/L	EPA 8260B	01/25/11 11:12	eec	
Chloroform	ND	0.50	0.46	ug/L	EPA 8260B	01/25/11 11:12	eec	
Chloromethane	ND	0.50	0.36	ug/L	EPA 8260B	01/25/11 11:12	eec	
cis-1,2-Dichloroethene	ND	0.50	0.18	ug/L	EPA 8260B	01/25/11 11:12	eec	
cis-1,3-Dichloropropene	ND	0.50	0.30	ug/L	EPA 8260B	01/25/11 11:12	eec	
Dibromochloromethane	ND	0.50	0.37	ug/L	EPA 8260B	01/25/11 11:12	eec	
Ethylbenzene	ND	0.50	0.26	ug/L	EPA 8260B	01/25/11 11:12	eec	
Methyl tert Butyl Ether	ND	5.0	0.43	ug/L	EPA 8260B	01/25/11 11:12	eec	
Methylene Chloride	ND	3.0	0.15	ug/L	EPA 8260B	01/25/11 11:12	eec	
Styrene	ND	0.50	0.22	ug/L	EPA 8260B	01/25/11 11:12	eec	
Tetrachloroethene	ND	0.50	0.23	ug/L	EPA 8260B	01/25/11 11:12	eec	
Toluene	ND	0.50	0.22	ug/L	EPA 8260B	01/25/11 11:12	eec	
trans-1,2-Dichloroethene	ND	0.50	0.10	ug/L	EPA 8260B	01/25/11 11:12	eec	
trans-1,3-Dichloropropene	ND	0.50	0.24	ug/L	EPA 8260B	01/25/11 11:12	eec	
Trichloroethene	1.2	0.50	0.25	ug/L	EPA 8260B	01/25/11 11:12	eec	
Trichlorofluoromethane	ND	5.0	0.16	ug/L	EPA 8260B	01/25/11 11:12	eec	
Vinyl Acetate	ND	10	0.48	ug/L	EPA 8260B	01/25/11 11:12	eec	
Vinyl Chloride	ND	0.50	0.13	ug/L	EPA 8260B	01/25/11 11:12	eec	
Xylenes (m+p)	ND	0.50	0.36	ug/L	EPA 8260B	01/25/11 11:12	eec	
Xylenes (ortho)	ND	0.50	0.41	ug/L	EPA 8260B	01/25/11 11:12	eec	
1,4-Dioxane	ND	35	9.3	ug/L	EPA 8260B	01/25/11 11:12	eec	
Surrogate: 1,2-Dichloroethane-d4	102	% 80-124			EPA 8260B	01/25/11 11:12	eec	

E.S.BABCOCK&Sons,Inc.
Environmental Laboratories est 1906

Client Name: Tetra Tech, Inc. - San Bernardino
Contact: Mark Feldman
Address: 301 E. Vanderbilt Way Suite 450
San Bernardino, CA 92408

Report Date: 09-Feb-2011

Project Name: Tetra-Tech Lockheed
Project Number: [none]

Work Order Number: A1A1650

Received on Ice (Y/N): Yes Temp: 3 °C

Laboratory Reference Number

A1A1650-03

Sample Description	Matrix	Sampled Date/Time	Received Date/Time
IW-02 LMC Beaumont Site 1	Liquid	01/18/11 09:59	01/19/11 7:30

Analyte(s)	Result		RDL	MDL	Units	Method	Analysis Date	Analyst	Flag
Volatile Organic Compounds by EPA 8260B									
Surrogate: Bromofluorobenzene	97.3	%	80-120			EPA 8260B	01/25/11 11:12	eec	
Surrogate: Toluene-d8	98.4	%	80-120			EPA 8260B	01/25/11 11:12	eec	
Semivolatile Organic Compounds by EPA 8270C SIM									
1,4-Dioxane	1.0		0.20	0.10	ug/L	EPA8270C M	01/25/11 23:14	DF	

E.S.BABCOCK&Sons,Inc.
Environmental Laboratories est 1906

Client Name: Tetra Tech, Inc. - San Bernardino
Contact: Mark Feldman
Address: 301 E. Vanderbilt Way Suite 450
San Bernardino, CA 92408

Report Date: 09-Feb-2011

Project Name: Tetra-Tech Lockheed
Project Number: [none]

Work Order Number: A1A1650

Received on Ice (Y/N): Yes Temp: 3 °C

Laboratory Reference Number

A1A1650-04

Sample Description	Matrix	Sampled Date/Time	Received Date/Time
IW-02-F LMC Beaumont Site 1	Liquid	01/18/11 09:59	01/19/11 7:30

Analyte(s)	Result	RDL	MDL	Units	Method	Analysis Date	Analyst	Flag
Aggregate Organic Compounds								
Dissolved Organic Carbon	3.7	0.70	0.36	mg/L	SM 5310B	01/27/11 17:25	cmd	N-TOCc
Metals and Metalloids; EPA SW846 Series								
Manganese	360	10	0.24	ug/L	EPA 6010B	01/25/11 16:18	lmt	

E.S.BABCOCK&Sons,Inc.
Environmental Laboratories est 1906

Client Name: Tetra Tech, Inc. - San Bernardino
Contact: Mark Feldman
Address: 301 E. Vanderbilt Way Suite 450
San Bernardino, CA 92408

Report Date: 09-Feb-2011

Project Name: Tetra-Tech Lockheed
Project Number: [none]

Work Order Number: A1A1650

Received on Ice (Y/N): Yes Temp: 3 °C

Laboratory Reference Number

A1A1650-05

Sample Description	Matrix	Sampled Date/Time	Received Date/Time
MW-51 LMC Beaumont Site 1	Liquid	01/18/11 13:40	01/19/11 7:30

Analyte(s)	Result	RDL	MDL	Units	Method	Analysis Date	Analyst	Flag
Anions								
Total Alkalinity	62	3.0	1.7	mg/L	SM 2320B	01/26/11 19:30	lgt	
Hydroxide	ND	3.0	1.7	mg/L	SM 2320B	01/26/11 19:30	lgt	
Carbonate	ND	3.0	1.7	mg/L	SM 2320B	01/26/11 19:30	lgt	
Bicarbonate	76	3.0	1.7	mg/L	SM 2320B	01/26/11 19:30	lgt	
Chloride	6.6	1.0	0.50	mg/L	EPA 300.0	01/20/11 00:17	SS	
Sulfate	7.0	0.50	0.37	mg/L	EPA 300.0	01/20/11 00:17	SS	
Nitrate as N	5.6	0.20	0.11	mg/L	EPA 300.0	01/20/11 00:17	SS	
Solids								
Total Dissolved Solids	180	20	11	mg/L	SM 2540C	01/24/11 14:47	ctl	
Oxyhalides								
Chlorate	ND	1.0	1.0	ug/L*	EPA 332.0-M	01/22/11 03:00	aa	
General Inorganics								
Perchlorate	620	20	14	ug/L*	EPA 332.0	01/25/11 15:40	aa	
Nutrients								
Nitrite as N	ND	0.10	0.017	mg/L	SM 4500NO2 B	01/19/11 14:30	ara	
Metals and Metalloids; EPA SW846 Series								
Iron	340	20	2.3	ug/L	EPA 6010B	01/21/11 16:09	lmt	
Volatile Organic Compounds by EPA 8260B								
1,1,1-Trichloroethane	0.44	0.50	0.12	ug/L	EPA 8260B	01/25/11 14:42	eec	J
1,1,2,2-Tetrachloroethane	ND	0.50	0.29	ug/L	EPA 8260B	01/25/11 14:42	eec	
1,1,2-Trichloroethane	ND	0.50	0.31	ug/L	EPA 8260B	01/25/11 14:42	eec	
1,1-Dichloroethane	0.49	0.50	0.098	ug/L	EPA 8260B	01/25/11 14:42	eec	J
1,1-Dichloroethene	25	0.50	0.12	ug/L	EPA 8260B	01/25/11 14:42	eec	
1,2,3-Trichloropropane	ND	0.50	0.29	ug/L	EPA 8260B	01/25/11 14:42	eec	
1,2-Dichlorobenzene	ND	0.50	0.20	ug/L	EPA 8260B	01/25/11 14:42	eec	
1,2-Dichloroethane	0.21	0.50	0.21	ug/L	EPA 8260B	01/25/11 14:42	eec	J
1,2-Dichloropropane	ND	0.50	0.19	ug/L	EPA 8260B	01/25/11 14:42	eec	
1,3-Dichlorobenzene	ND	0.50	0.15	ug/L	EPA 8260B	01/25/11 14:42	eec	
1,4-Dichlorobenzene	ND	0.50	0.072	ug/L	EPA 8260B	01/25/11 14:42	eec	

E.S.BABCOCK&Sons,Inc.
Environmental Laboratories est 1906

Client Name: Tetra Tech, Inc. - San Bernardino
Contact: Mark Feldman
Address: 301 E. Vanderbilt Way Suite 450
San Bernardino, CA 92408

Report Date: 09-Feb-2011

Project Name: Tetra-Tech Lockheed
Project Number: [none]

Work Order Number: A1A1650

Received on Ice (Y/N): Yes Temp: 3 °C

Laboratory Reference Number
A1A1650-05

Sample Description	Matrix	Sampled Date/Time	Received Date/Time
MW-51 LMC Beaumont Site 1	Liquid	01/18/11 13:40	01/19/11 7:30

Analyte(s)	Result	RDL	MDL	Units	Method	Analysis Date	Analyst	Flag
Volatile Organic Compounds by EPA 8260B								
2-Butanone(MEK)	ND	3.0	1.2	ug/L	EPA 8260B	01/25/11 14:42	eec	
2-Hexanone	ND	5.0	1.2	ug/L	EPA 8260B	01/25/11 14:42	eec	
4-Methyl-2-Pentanone(MIBK)	ND	5.0	0.95	ug/L	EPA 8260B	01/25/11 14:42	eec	
Acetone	ND	10	5.0	ug/L	EPA 8260B	01/25/11 14:42	eec	
Benzene	ND	0.50	0.14	ug/L	EPA 8260B	01/25/11 14:42	eec	
Bromodichloromethane	ND	0.50	0.11	ug/L	EPA 8260B	01/25/11 14:42	eec	
Bromoform	ND	1.0	0.50	ug/L	EPA 8260B	01/25/11 14:42	eec	
Bromomethane	ND	0.50	0.48	ug/L	EPA 8260B	01/25/11 14:42	eec	
Carbon Disulfide	ND	0.50	0.36	ug/L	EPA 8260B	01/25/11 14:42	eec	
Carbon Tetrachloride	ND	0.50	0.15	ug/L	EPA 8260B	01/25/11 14:42	eec	
Chlorobenzene	ND	0.50	0.23	ug/L	EPA 8260B	01/25/11 14:42	eec	
Chloroethane	ND	0.50	0.35	ug/L	EPA 8260B	01/25/11 14:42	eec	
Chloroform	0.53	0.50	0.46	ug/L	EPA 8260B	01/25/11 14:42	eec	
Chloromethane	ND	0.50	0.36	ug/L	EPA 8260B	01/25/11 14:42	eec	
cis-1,2-Dichloroethene	ND	0.50	0.18	ug/L	EPA 8260B	01/25/11 14:42	eec	
cis-1,3-Dichloropropene	ND	0.50	0.30	ug/L	EPA 8260B	01/25/11 14:42	eec	
Dibromochloromethane	ND	0.50	0.37	ug/L	EPA 8260B	01/25/11 14:42	eec	
Ethylbenzene	ND	0.50	0.26	ug/L	EPA 8260B	01/25/11 14:42	eec	
Methyl tert Butyl Ether	ND	5.0	0.43	ug/L	EPA 8260B	01/25/11 14:42	eec	
Methylene Chloride	ND	3.0	0.15	ug/L	EPA 8260B	01/25/11 14:42	eec	
Styrene	ND	0.50	0.22	ug/L	EPA 8260B	01/25/11 14:42	eec	
Tetrachloroethene	ND	0.50	0.23	ug/L	EPA 8260B	01/25/11 14:42	eec	
Toluene	ND	0.50	0.22	ug/L	EPA 8260B	01/25/11 14:42	eec	
trans-1,2-Dichloroethene	ND	0.50	0.10	ug/L	EPA 8260B	01/25/11 14:42	eec	
trans-1,3-Dichloropropene	ND	0.50	0.24	ug/L	EPA 8260B	01/25/11 14:42	eec	
Trichloroethene	28	0.50	0.25	ug/L	EPA 8260B	01/25/11 14:42	eec	
Trichlorofluoromethane	ND	5.0	0.16	ug/L	EPA 8260B	01/25/11 14:42	eec	
Vinyl Acetate	ND	10	0.48	ug/L	EPA 8260B	01/25/11 14:42	eec	
Vinyl Chloride	ND	0.50	0.13	ug/L	EPA 8260B	01/25/11 14:42	eec	
Xylenes (m+p)	ND	0.50	0.36	ug/L	EPA 8260B	01/25/11 14:42	eec	
Xylenes (ortho)	ND	0.50	0.41	ug/L	EPA 8260B	01/25/11 14:42	eec	
1,4-Dioxane	20	35	9.3	ug/L	EPA 8260B	01/25/11 14:42	eec	J
Surrogate: 1,2-Dichloroethane-d4	103	% 80-124			EPA 8260B	01/25/11 14:42	eec	

E.S.BABCOCK&Sons,Inc.
Environmental Laboratories est 1906

Client Name: Tetra Tech, Inc. - San Bernardino
Contact: Mark Feldman
Address: 301 E. Vanderbilt Way Suite 450
San Bernardino, CA 92408

Report Date: 09-Feb-2011

Project Name: Tetra-Tech Lockheed
Project Number: [none]

Work Order Number: A1A1650

Received on Ice (Y/N): Yes Temp: 3 °C

Laboratory Reference Number

A1A1650-05

Sample Description	Matrix	Sampled Date/Time	Received Date/Time
MW-51 LMC Beaumont Site 1	Liquid	01/18/11 13:40	01/19/11 7:30

Analyte(s)	Result		RDL	MDL	Units	Method	Analysis Date	Analyst	Flag
Volatile Organic Compounds by EPA 8260B									
Surrogate: Bromofluorobenzene	99.1	%	80-120			EPA 8260B	01/25/11 14:42	eec	
Surrogate: Toluene-d8	99.2	%	80-120			EPA 8260B	01/25/11 14:42	eec	
Semivolatile Organic Compounds by EPA 8270C SIM									
1,4-Dioxane	19		0.20	0.10	ug/L	EPA8270C M	01/25/11 23:58	DF	

E.S.BABCOCK&Sons,Inc.
Environmental Laboratories est 1906

Client Name: Tetra Tech, Inc. - San Bernardino
Contact: Mark Feldman
Address: 301 E. Vanderbilt Way Suite 450
San Bernardino, CA 92408

Report Date: 09-Feb-2011

Project Name: Tetra-Tech Lockheed
Project Number: [none]

Work Order Number: A1A1650

Received on Ice (Y/N): Yes Temp: 3 °C

Laboratory Reference Number

A1A1650-06

Sample Description	Matrix	Sampled Date/Time	Received Date/Time
MW-51-F LMC Beaumont Site 1	Liquid	01/18/11 13:40	01/19/11 7:30

Analyte(s)	Result	RDL	MDL	Units	Method	Analysis Date	Analyst	Flag
Aggregate Organic Compounds								
Dissolved Organic Carbon	2.3	0.70	0.36	mg/L	SM 5310B	01/27/11 17:25	cmd	N-TOC
Metals and Metalloids; EPA SW846 Series								
Manganese	1.3	10	0.24	ug/L	EPA 6010B	01/25/11 16:20	lmt	J

Client Name: Tetra Tech, Inc. - San Bernardino
Contact: Mark Feldman
Address: 301 E. Vanderbilt Way Suite 450
San Bernardino, CA 92408

Report Date: 09-Feb-2011

Project Name: Tetra-Tech Lockheed
Project Number: [none]

Work Order Number: A1A1650

Received on Ice (Y/N): Yes Temp: 3 °C

Anions - Batch Quality Control

Analyte(s)	Result	RDL	MDL	Units	Spike Level	Source Result	%REC	%REC Limits	RPD	RPD Limit	Flag
Batch 1A19059 - Analyzed as received											
Blank (1A19059-BLK1)					Prepared & Analyzed: 01/19/11						
Sulfate	ND	0.50	0.37	mg/L							
Chloride	ND	1.0	0.50	mg/L							
Nitrate as N	ND	0.20	0.11	mg/L							
LCS (1A19059-BS1)					Prepared & Analyzed: 01/19/11						
Sulfate	49.6	0.50	0.37	mg/L	50.0		99.2	90-110			
Chloride	50.6	1.0	0.50	mg/L	50.0		101	90-110			
Nitrate as N	11.9	0.20	0.11	mg/L	11.3		105	90-110			
Matrix Spike (1A19059-MS1)				**Source: A1A1619-02**	Prepared & Analyzed: 01/19/11						
Sulfate	191	0.50	0.37	mg/L	100	82.5	108	87-114			
Chloride	144	1.0	0.50	mg/L	50.0	84.7	119	90-122			
Nitrate as N	7.34	0.20	0.11	mg/L	4.52	2.62	104	78-120			
Matrix Spike (1A19059-MS2)				**Source: A1A1666-01**	Prepared: 01/19/11 Analyzed: 01/20/11						
Sulfate	265	0.50	0.37	mg/L	100	167	97.8	87-114			QOcal
Chloride	226	1.0	0.50	mg/L	50.0	173	105	90-122			
Nitrate as N	5.37	0.20	0.11	mg/L	4.52	1.08	95.0	78-120			
Matrix Spike Dup (1A19059-MSD1)				**Source: A1A1619-02**	Prepared & Analyzed: 01/19/11						
Sulfate	185	0.50	0.37	mg/L	100	82.5	102	87-114	3.31	20	
Chloride	139	1.0	0.50	mg/L	50.0	84.7	109	90-122	3.51	20	
Nitrate as N	7.06	0.20	0.11	mg/L	4.52	2.62	98.3	78-120	3.90	20	
Batch 1A26049 - Analyzed as received											
Blank (1A26049-BLK1)					Prepared & Analyzed: 01/26/11						
Total Alkalinity	ND	3.0	1.7	mg/L							
Hydroxide	ND	3.0	1.7	mg/L							
Carbonate	ND	3.0	1.7	mg/L							
Bicarbonate	ND	3.0	1.7	mg/L							

Client Name: Tetra Tech, Inc. - San Bernardino
Contact: Mark Feldman
Address: 301 E. Vanderbilt Way Suite 450
San Bernardino, CA 92408

Report Date: 09-Feb-2011

Project Name: Tetra-Tech Lockheed
Project Number: [none]

Work Order Number: A1A1650

Received on Ice (Y/N): Yes Temp: 3 °C

Anions - Batch Quality Control

Analyte(s)	Result	RDL	MDL	Units	Spike Level	Source Result	%REC	%REC Limits	RPD	RPD Limit	Flag
Batch 1A26049 - Analyzed as received											
LCS (1A26049-BS1)					Prepared & Analyzed: 01/26/11						
Total Alkalinity	458	3.0	1.7	mg/L	472		97.0	95-105			
Carbonate	272	3.0	1.7	mg/L	272		100	95-105			
Duplicate (1A26049-DUP1)					**Source: A1A1626-52**	Prepared & Analyzed: 01/26/11					
Total Alkalinity	33.0	3.0	1.7	mg/L		33.0			0.00	20	
Hydroxide	ND	3.0	1.7	mg/L		ND				20	
Carbonate	14.4	3.0	1.7	mg/L		14.4			0.00	20	
Bicarbonate	11.0	3.0	1.7	mg/L		11.0			0.00	20	
Duplicate (1A26049-DUP2)					**Source: A1A1647-01**	Prepared & Analyzed: 01/26/11					
Total Alkalinity	195	3.0	1.7	mg/L		196			0.512	20	
Hydroxide	ND	3.0	1.7	mg/L		ND				20	
Carbonate	ND	3.0	1.7	mg/L		ND				20	
Bicarbonate	238	3.0	1.7	mg/L		239			0.419	20	
Duplicate (1A26049-DUP3)					**Source: A1A2287-07**	Prepared & Analyzed: 01/26/11					
Total Alkalinity	208	3.0	1.7	mg/L		202			2.93	20	
Hydroxide	ND	3.0	1.7	mg/L		ND				20	
Carbonate	ND	3.0	1.7	mg/L		ND				20	
Bicarbonate	254	3.0	1.7	mg/L		246			3.20	20	

E.S.BABCOCK&Sons,Inc.
Environmental Laboratories est 1906

Client Name: Tetra Tech, Inc. - San Bernardino
Contact: Mark Feldman
Address: 301 E. Vanderbilt Way Suite 450
San Bernardino, CA 92408

Report Date: 09-Feb-2011

Project Name: Tetra-Tech Lockheed
Project Number: [none]

Work Order Number: A1A1650

Received on Ice (Y/N): Yes Temp: 3 °C

Solids - Batch Quality Control

Analyte(s)	Result	RDL	MDL	Units	Spike Level	Source Result	%REC	%REC Limits	RPD	RPD Limit	Flag
Batch 1A24043 - Analyzed as received											
Blank (1A24043-BLK1)					Prepared & Analyzed: 01/24/11						
Total Dissolved Solids	ND	10	5.5	mg/L							
LCS (1A24043-BS1)					Prepared & Analyzed: 01/24/11						
Total Dissolved Solids	704	20	11	mg/L	746		94.4	90-110			
Duplicate (1A24043-DUP1)					**Source: A1A1533-01** Prepared & Analyzed: 01/24/11						
Total Dissolved Solids	911	20	11	mg/L		905			0.661	20	
Duplicate (1A24043-DUP2)					**Source: A1A1687-01** Prepared & Analyzed: 01/24/11						
Total Dissolved Solids	2030	20	11	mg/L		2060			1.42	20	

E.S.BABCOCK&Sons,Inc.
Environmental Laboratories est 1906

Client Name: Tetra Tech, Inc. - San Bernardino
Contact: Mark Feldman
Address: 301 E. Vanderbilt Way Suite 450
San Bernardino, CA 92408

Report Date: 09-Feb-2011

Project Name: Tetra-Tech Lockheed
Project Number: [none]

Work Order Number: A1A1650

Received on Ice (Y/N): Yes Temp: 3 °C

Aggregate Organic Compounds - Batch Quality Control

Analyte(s)	Result	RDL	MDL	Units	Spike Level	Source Result	%REC	%REC Limits	RPD	RPD Limit	Flag
Batch 1A25024 - As recieved											
Blank (1A25024-BLK1)					Prepared: 01/25/11 Analyzed: 01/27/11						
Dissolved Organic Carbon	ND	0.70	0.36	mg/L							
LCS (1A25024-BS1)					Prepared: 01/25/11 Analyzed: 01/27/11						
Dissolved Organic Carbon	4.41	0.70	0.36	mg/L	4.00		110	81.5-118			
Duplicate (1A25024-DUP1)			**Source: A1A1626-66**		Prepared: 01/25/11 Analyzed: 01/27/11						
Dissolved Organic Carbon	8.20	0.70	0.36	mg/L		8.34			1.73	200	
Matrix Spike (1A25024-MS1)			**Source: A1A1640-03**		Prepared: 01/25/11 Analyzed: 01/27/11						
Dissolved Organic Carbon	5.07	0.70	0.36	mg/L	4.00	1.57	87.5	80-120			
Matrix Spike Dup (1A25024-MSD1)			**Source: A1A1640-03**		Prepared: 01/25/11 Analyzed: 01/27/11						
Dissolved Organic Carbon	5.09	0.70	0.36	mg/L	4.00	1.57	88.0	80-120	0.394	10	

E.S.BABCOCK&Sons,Inc.
Environmental Laboratories est 1906

Client Name: Tetra Tech, Inc. - San Bernardino
Contact: Mark Feldman
Address: 301 E. Vanderbilt Way Suite 450
San Bernardino, CA 92408

Report Date: 09-Feb-2011

Project Name: Tetra-Tech Lockheed
Project Number: [none]

Work Order Number: A1A1650

Received on Ice (Y/N): Yes Temp: 3 °C

Oxyhalides - Batch Quality Control

Analyte(s)	Result	RDL	MDL	Units	Spike Level	Source Result	%REC	%REC Limits	RPD	RPD Limit	Flag
Batch 1A20044 - Analyzed as received											
Blank (1A20044-BLK1)					Prepared: 01/20/11 Analyzed: 01/22/11						
Chlorate	ND	1.0	1.0	ug/L*							
LCS (1A20044-BS1)					Prepared: 01/20/11 Analyzed: 01/22/11						
Chlorate	11.9	1.0	1.0	ug/L*	10.0		119	80-120			
Duplicate (1A20044-DUP1)				**Source: A1A1640-02**	Prepared: 01/20/11 Analyzed: 01/22/11						
Chlorate	ND	1.0	1.0	ug/L*		ND				20	
Matrix Spike (1A20044-MS1)				**Source: A1A1640-02**	Prepared: 01/20/11 Analyzed: 01/22/11						
Chlorate	10.5	1.0	1.0	ug/L*	10.0	ND	105	80-120			
Matrix Spike Dup (1A20044-MSD1)				**Source: A1A1640-02**	Prepared: 01/20/11 Analyzed: 01/22/11						
Chlorate	10.8	1.0	1.0	ug/L*	10.0	ND	108	80-120	2.60	20	

Client Name: Tetra Tech, Inc. - San Bernardino
Contact: Mark Feldman
Address: 301 E. Vanderbilt Way Suite 450
San Bernardino, CA 92408

Report Date: 09-Feb-2011

Project Name: Tetra-Tech Lockheed
Project Number: [none]

Work Order Number: A1A1650

Received on Ice (Y/N): Yes Temp: 3 °C

General Inorganics - Batch Quality Control

Analyte(s)	Result	RDL	MDL	Units	Spike Level	Source Result	%REC	%REC Limits	RPD	RPD Limit	Flag
Batch 1A20044 - Analyzed as received											
Blank (1A20044-BLK1)					Prepared: 01/20/11 Analyzed: 01/22/11						
Perchlorate	ND	0.10	0.071	ug/L*							
LCS (1A20044-BS1)					Prepared: 01/20/11 Analyzed: 01/22/11						
Perchlorate	4.93	0.10	0.071	ug/L*	5.00		98.7	80-120			
Duplicate (1A20044-DUP1)					**Source: A1A1640-02** Prepared: 01/20/11 Analyzed: 01/22/11						
Perchlorate	0.0910	0.10	0.071	ug/L*		ND				20	J
Matrix Spike (1A20044-MS1)					**Source: A1A1640-02** Prepared: 01/20/11 Analyzed: 01/22/11						
Perchlorate	5.04	0.10	0.071	ug/L*	5.00	ND	101	80-120			
Matrix Spike Dup (1A20044-MSD1)					**Source: A1A1640-02** Prepared: 01/20/11 Analyzed: 01/22/11						
Perchlorate	4.70	0.10	0.071	ug/L*	5.00	ND	94.0	80-120	6.94	20	
Batch 1A24061 - Analyzed as received											
Blank (1A24061-BLK1)					Prepared: 01/24/11 Analyzed: 01/25/11						
Perchlorate	ND	0.10	0.071	ug/L*							
LCS (1A24061-BS1)					Prepared: 01/24/11 Analyzed: 01/25/11						
Perchlorate	4.91	0.10	0.071	ug/L*	5.00		98.3	80-120			
Duplicate (1A24061-DUP1)					**Source: A1A1924-03RE** Prepared: 01/24/11 Analyzed: 01/25/11						
Perchlorate	17200	200	140	ug/L*		16800			2.79	20	
Matrix Spike (1A24061-MS1)					**Source: A1A1924-03RE** Prepared: 01/24/11 Analyzed: 01/25/11						
Perchlorate	26600	200	140	ug/L*	10000	16800	NR	80-120			QOcal

Client Name: Tetra Tech, Inc. - San Bernardino
Contact: Mark Feldman
Address: 301 E. Vanderbilt Way Suite 450
San Bernardino, CA 92408

Report Date: 09-Feb-2011

Project Name: Tetra-Tech Lockheed
Project Number: [none]

Work Order Number: A1A1650

Received on Ice (Y/N): Yes Temp: 3 °C

General Inorganics - Batch Quality Control

Analyte(s)	Result	RDL	MDL	Units	Spike Level	Source Result	%REC	%REC Limits	RPD	RPD Limit	Flag
Batch 1A24061 - Analyzed as received											
Matrix Spike Dup (1A24061-MSD1)		**Source: A1A1924-03RE**			Prepared: 01/24/11		Analyzed: 01/25/11				
Perchlorate	27800	200	140	ug/L*	10000	16800	NR	80-120	4.52	20	QOcal

Client Name: Tetra Tech, Inc. - San Bernardino
Contact: Mark Feldman
Address: 301 E. Vanderbilt Way Suite 450
San Bernardino, CA 92408

Report Date: 09-Feb-2011

Project Name: Tetra-Tech Lockheed
Project Number: [none]

Work Order Number: A1A1650

Received on Ice (Y/N): Yes Temp: 3 °C

Nutrients - Batch Quality Control

Analyte(s)	Result	RDL	MDL	Units	Spike Level	Source Result	%REC	%REC Limits	RPD	RPD Limit	Flag
Batch 1A19040 - Filter if turbid.											
LCS (1A19040-BS1)					Prepared & Analyzed: 01/19/11						
Nitrite as N	1.01	0.10	0.017	mg/L	1.00		101	90-110			
Matrix Spike (1A19040-MS1)			**Source: A1A1632-03**		Prepared & Analyzed: 01/19/11						
Nitrite as N	1.30	0.10	0.017	mg/L	1.00	0.290	101	80-120			
Matrix Spike Dup (1A19040-MSD1)			**Source: A1A1632-03**		Prepared & Analyzed: 01/19/11						
Nitrite as N	1.30	0.10	0.017	mg/L	1.00	0.290	101	80-120	0.00	20	

Client Name: Tetra Tech, Inc. - San Bernardino
Contact: Mark Feldman
Address: 301 E. Vanderbilt Way Suite 450
San Bernardino, CA 92408

Report Date: 09-Feb-2011

Project Name: Tetra-Tech Lockheed
Project Number: [none]

Work Order Number: A1A1650

Received on Ice (Y/N): Yes Temp: 3 °C

Metals and Metalloids; EPA SW846 Series - Batch Quality Control

Analyte(s)	Result	RDL	MDL	Units	Spike Level	Source Result	%REC	%REC Limits	RPD	RPD Limit	Flag
Batch 1A20048 - EPA 200.2 SOP M02C											
Blank (1A20048-BLK1)					Prepared & Analyzed: 01/21/11						
Iron	ND	20	2.3	ug/L							
LCS (1A20048-BS1)					Prepared & Analyzed: 01/21/11						
Iron	327	20	2.3	ug/L	333		98.2	85-115			
Matrix Spike (1A20048-MS1)				**Source: A1A1785-05**	Prepared & Analyzed: 01/21/11						
Iron	4270	20	2.3	ug/L	333	3990	81.9	75-125			
Matrix Spike Dup (1A20048-MSD1)				**Source: A1A1785-05**	Prepared & Analyzed: 01/21/11						
Iron	4220	20	2.3	ug/L	333	3990	68.6	75-125	1.04	20	QM-3x
Batch 1A24046 - 6010B/No Digest M09											
Blank (1A24046-BLK1)					Prepared & Analyzed: 01/25/11						
Manganese	ND	10	0.24	ug/L							
LCS (1A24046-BS1)					Prepared & Analyzed: 01/25/11						
Manganese	982	10	0.24	ug/L	1000		97.8	85-115			
Matrix Spike (1A24046-MS1)				**Source: A1A1640-03**	Prepared & Analyzed: 01/25/11						
Manganese	994	10	0.24	ug/L	1000	ND	99.0	75-125			
Matrix Spike Dup (1A24046-MSD1)				**Source: A1A1640-03**	Prepared & Analyzed: 01/25/11						
Manganese	1010	10	0.24	ug/L	1000	ND	101	75-125	1.63	20	

Client Name: Tetra Tech, Inc. - San Bernardino
Contact: Mark Feldman
Address: 301 E. Vanderbilt Way Suite 450
San Bernardino, CA 92408

Report Date: 09-Feb-2011

Project Name: Tetra-Tech Lockheed
Project Number: [none]

Work Order Number: A1A1650

Received on Ice (Y/N): Yes Temp: 3 °C

Volatile Organic Compounds by EPA 8260B - Batch Quality Control

Analyte(s)	Result	RDL	MDL	Units	Spike Level	Source Result	%REC	%REC Limits	RPD	RPD Limit	Flag
Batch 1A24003 - Purge and Trap											
Blank (1A24003-BLK1)				Prepared & Analyzed: 01/24/11							
1,1,1-Trichloroethane	ND	0.50	0.12	ug/L							
1,1,2,2-Tetrachloroethane	ND	0.50	0.29	ug/L							
1,1,2-Trichloroethane	ND	0.50	0.31	ug/L							
1,1-Dichloroethane	ND	0.50	0.098	ug/L							
1,1-Dichloroethene	ND	0.50	0.12	ug/L							
1,2,3-Trichloropropane	ND	0.50	0.29	ug/L							
1,2-Dichlorobenzene	ND	0.50	0.20	ug/L							
1,2-Dichloroethane	ND	0.50	0.21	ug/L							
1,2-Dichloropropane	ND	0.50	0.19	ug/L							
1,3-Dichlorobenzene	ND	0.50	0.15	ug/L							
1,4-Dichlorobenzene	ND	0.50	0.072	ug/L							
2-Butanone(MEK)	ND	3.0	1.2	ug/L							
2-Hexanone	ND	5.0	1.2	ug/L							
4-Methyl-2-Pentanone(MIBK)	ND	5.0	0.95	ug/L							
Acetone	ND	10	5.0	ug/L							
Benzene	ND	0.50	0.14	ug/L							
Bromodichloromethane	ND	0.50	0.11	ug/L							
Bromoform	ND	1.0	0.50	ug/L							
Bromomethane	ND	0.50	0.48	ug/L							
Carbon Disulfide	ND	0.50	0.36	ug/L							
Carbon Tetrachloride	ND	0.50	0.15	ug/L							
Chlorobenzene	ND	0.50	0.23	ug/L							
Chloroethane	ND	0.50	0.35	ug/L							
Chloroform	ND	0.50	0.46	ug/L							
Chloromethane	ND	0.50	0.36	ug/L							
cis-1,2-Dichloroethene	ND	0.50	0.18	ug/L							
cis-1,3-Dichloropropene	ND	0.50	0.30	ug/L							
Dibromochloromethane	ND	0.50	0.37	ug/L							
Ethylbenzene	ND	0.50	0.26	ug/L							
Methyl tert Butyl Ether	ND	5.0	0.43	ug/L							
Methylene Chloride	ND	3.0	0.15	ug/L							
Styrene	ND	0.50	0.22	ug/L							
Tetrachloroethene	ND	0.50	0.23	ug/L							
Toluene	ND	0.50	0.22	ug/L							
trans-1,2-Dichloroethene	ND	0.50	0.10	ug/L							
trans-1,3-Dichloropropene	ND	0.50	0.24	ug/L							

Client Name: Tetra Tech, Inc. - San Bernardino
Contact: Mark Feldman
Address: 301 E. Vanderbilt Way Suite 450
San Bernardino, CA 92408

Report Date: 09-Feb-2011

Project Name: Tetra-Tech Lockheed
Project Number: [none]

Work Order Number: A1A1650

Received on Ice (Y/N): Yes Temp: 3 °C

Volatile Organic Compounds by EPA 8260B - Batch Quality Control

Analyte(s)	Result	RDL	MDL	Units	Spike Level	Source Result	%REC	%REC Limits	RPD	RPD Limit	Flag
Batch 1A24003 - Purge and Trap											
Blank (1A24003-BLK1)					Prepared & Analyzed: 01/24/11						
Trichloroethene	ND	0.50	0.25	ug/L							
Trichlorofluoromethane	ND	5.0	0.16	ug/L							
Vinyl Acetate	ND	10	0.48	ug/L							
Vinyl Chloride	ND	0.50	0.13	ug/L							
Xylenes (m+p)	ND	0.50	0.36	ug/L							
Xylenes (ortho)	ND	0.50	0.41	ug/L							
1,4-Dioxane	ND	35	9.3	ug/L							
Surrogate: 1,2-Dichloroethane-d4	*9.97*			ug/L	*10.0*		*99.7*	*80-124*			
Surrogate: Bromofluorobenzene	*9.89*			ug/L	*10.0*		*98.9*	*80-120*			
Surrogate: Toluene-d8	*9.79*			ug/L	*10.0*		*97.9*	*80-120*			
LCS (1A24003-BS1)					Prepared & Analyzed: 01/24/11						
1,1-Dichloroethane	23.1	0.50	0.098	ug/L	25.0		92.5	70-130			
1,1-Dichloroethene	24.2	0.50	0.12	ug/L	25.0		96.9	70-130			
1,4-Dichlorobenzene	25.5	0.50	0.072	ug/L	25.0		102	70-130			
Benzene	24.2	0.50	0.14	ug/L	25.0		96.6	70-130			
Bromodichloromethane	25.0	0.50	0.11	ug/L	25.0		99.8	70-130			
Bromoform	24.7	1.0	0.50	ug/L	25.0		98.8	70-130			
Chloroform	24.9	0.50	0.46	ug/L	25.0		99.8	70-130			
Dibromochloromethane	26.4	0.50	0.37	ug/L	25.0		105	70-130			
Ethylbenzene	24.4	0.50	0.26	ug/L	25.0		97.5	70-130			
Methyl tert Butyl Ether	24.1	5.0	0.43	ug/L	25.0		96.4	70-130			
Tetrachloroethene	24.1	0.50	0.23	ug/L	25.0		96.3	70-130			
Toluene	23.9	0.50	0.22	ug/L	25.0		95.5	70-130			
Trichloroethene	24.6	0.50	0.25	ug/L	25.0		98.4	70-130			
Vinyl Chloride	23.9	0.50	0.13	ug/L	25.0		95.6	70-130			
Xylenes (m+p)	49.7	0.50	0.36	ug/L	50.0		99.3	70-130			
Xylenes (ortho)	24.9	0.50	0.41	ug/L	25.0		99.5	70-130			
Surrogate: 1,2-Dichloroethane-d4	*9.98*			ug/L	*10.0*		*99.8*	*80-124*			
Surrogate: Bromofluorobenzene	*9.52*			ug/L	*10.0*		*95.2*	*80-120*			
Surrogate: Toluene-d8	*9.83*			ug/L	*10.0*		*98.3*	*80-120*			

E.S.BABCOCK&Sons,Inc.
Environmental Laboratories est 1906

Client Name: Tetra Tech, Inc. - San Bernardino
Contact: Mark Feldman
Address: 301 E. Vanderbilt Way Suite 450
San Bernardino, CA 92408

Report Date: 09-Feb-2011

Project Name: Tetra-Tech Lockheed
Project Number: [none]

Work Order Number: A1A1650

Received on Ice (Y/N): Yes Temp: 3 °C

Volatile Organic Compounds by EPA 8260B - Batch Quality Control

Analyte(s)	Result	RDL	MDL	Units	Spike Level	Source Result	%REC	%REC Limits	RPD	RPD Limit	Flag
Batch 1A24003 - Purge and Trap											
LCS Dup (1A24003-BSD1)					Prepared & Analyzed: 01/24/11						
1,1-Dichloroethane	22.2	0.50	0.098	ug/L	25.0		88.9	70-130	3.97	20	
1,1-Dichloroethene	23.1	0.50	0.12	ug/L	25.0		92.4	70-130	4.73	20	
1,4-Dichlorobenzene	24.6	0.50	0.072	ug/L	25.0		98.4	70-130	3.48	20	
Benzene	23.3	0.50	0.14	ug/L	25.0		93.0	70-130	3.75	20	
Bromodichloromethane	24.4	0.50	0.11	ug/L	25.0		97.5	70-130	2.39	20	
Bromoform	23.8	1.0	0.50	ug/L	25.0		95.4	70-130	3.54	20	
Chloroform	24.0	0.50	0.46	ug/L	25.0		96.0	70-130	3.88	20	
Dibromochloromethane	25.9	0.50	0.37	ug/L	25.0		104	70-130	1.80	20	
Ethylbenzene	23.9	0.50	0.26	ug/L	25.0		95.7	70-130	1.82	20	
Methyl tert Butyl Ether	23.6	5.0	0.43	ug/L	25.0		94.2	70-130	2.27	20	
Tetrachloroethene	23.8	0.50	0.23	ug/L	25.0		95.2	70-130	1.09	20	
Toluene	23.6	0.50	0.22	ug/L	25.0		94.5	70-130	1.09	20	
Trichloroethene	24.1	0.50	0.25	ug/L	25.0		96.3	70-130	2.22	20	
Vinyl Chloride	22.8	0.50	0.13	ug/L	25.0		91.0	70-130	4.89	20	
Xylenes (m+p)	49.2	0.50	0.36	ug/L	50.0		98.4	70-130	0.951	20	
Xylenes (ortho)	24.4	0.50	0.41	ug/L	25.0		97.4	70-130	2.15	20	
Surrogate: 1,2-Dichloroethane-d4	*9.75*			ug/L	*10.0*		*97.5*	*80-124*			
Surrogate: Bromofluorobenzene	*9.73*			ug/L	*10.0*		*97.3*	*80-120*			
Surrogate: Toluene-d8	*9.90*			ug/L	*10.0*		*99.0*	*80-120*			
Matrix Spike (1A24003-MS1)				**Source: A1A1282-02**	Prepared & Analyzed: 01/24/11						
1,1-Dichloroethane	24.8	0.50	0.098	ug/L	25.0	ND	99.1	70-130			
1,1-Dichloroethene	26.2	0.50	0.12	ug/L	25.0	ND	105	70-130			
1,4-Dichlorobenzene	26.9	0.50	0.072	ug/L	25.0	ND	107	70-130			
Benzene	25.7	0.50	0.14	ug/L	25.0	ND	103	70-130			
Bromodichloromethane	26.3	0.50	0.11	ug/L	25.0	ND	105	70-130			
Bromoform	25.8	1.0	0.50	ug/L	25.0	ND	103	70-130			
Chloroform	26.2	0.50	0.46	ug/L	25.0	ND	105	70-130			
Dibromochloromethane	27.1	0.50	0.37	ug/L	25.0	ND	108	70-130			
Ethylbenzene	25.9	0.50	0.26	ug/L	25.0	ND	104	70-130			
Methyl tert Butyl Ether	25.1	5.0	0.43	ug/L	25.0	ND	100	70-130			
Tetrachloroethene	26.0	0.50	0.23	ug/L	25.0	ND	104	70-130			
Toluene	25.6	0.50	0.22	ug/L	25.0	ND	103	70-130			
Trichloroethene	26.6	0.50	0.25	ug/L	25.0	ND	106	70-130			
Vinyl Chloride	25.8	0.50	0.13	ug/L	25.0	ND	103	70-130			
Xylenes (m+p)	52.9	0.50	0.36	ug/L	50.0	ND	106	70-130			
Xylenes (ortho)	26.3	0.50	0.41	ug/L	25.0	ND	105	70-130			

Client Name: Tetra Tech, Inc. - San Bernardino
Contact: Mark Feldman
Address: 301 E. Vanderbilt Way Suite 450
San Bernardino, CA 92408

Report Date: 09-Feb-2011

Project Name: Tetra-Tech Lockheed
Project Number: [none]

Work Order Number: A1A1650

Received on Ice (Y/N): Yes Temp: 3 °C

Volatile Organic Compounds by EPA 8260B - Batch Quality Control

Analyte(s)	Result	RDL	MDL	Units	Spike Level	Source Result	%REC	%REC Limits	RPD	RPD Limit	Flag
Batch 1A24003 - Purge and Trap											
Matrix Spike (1A24003-MS1)			**Source: A1A1282-02**		Prepared & Analyzed: 01/24/11						
Surrogate: 1,2-Dichloroethane-d4	*9.80*			ug/L	*10.0*		*98.0*	*80-124*			
Surrogate: Bromofluorobenzene	*9.65*			ug/L	*10.0*		*96.5*	*80-120*			
Surrogate: Toluene-d8	*9.81*			ug/L	*10.0*		*98.1*	*80-120*			
Matrix Spike Dup (1A24003-MSD1)			**Source: A1A1282-02**		Prepared & Analyzed: 01/24/11						
1,1-Dichloroethane	25.7	0.50	0.098	ug/L	25.0	ND	103	70-130	3.53	40	
1,1-Dichloroethene	27.5	0.50	0.12	ug/L	25.0	ND	110	70-130	4.76	40	
1,4-Dichlorobenzene	27.8	0.50	0.072	ug/L	25.0	ND	111	70-130	3.30	40	
Benzene	27.0	0.50	0.14	ug/L	25.0	ND	108	70-130	4.94	40	
Bromodichloromethane	26.9	0.50	0.11	ug/L	25.0	ND	108	70-130	2.44	40	
Bromoform	26.4	1.0	0.50	ug/L	25.0	ND	106	70-130	2.22	40	
Chloroform	27.5	0.50	0.46	ug/L	25.0	ND	110	70-130	5.03	40	
Dibromochloromethane	28.6	0.50	0.37	ug/L	25.0	ND	114	70-130	5.35	40	
Ethylbenzene	27.1	0.50	0.26	ug/L	25.0	ND	108	70-130	4.61	40	
Methyl tert Butyl Ether	26.5	5.0	0.43	ug/L	25.0	ND	106	70-130	5.47	40	
Tetrachloroethene	26.8	0.50	0.23	ug/L	25.0	ND	107	70-130	3.03	40	
Toluene	26.5	0.50	0.22	ug/L	25.0	ND	106	70-130	3.18	40	
Trichloroethene	27.6	0.50	0.25	ug/L	25.0	ND	110	70-130	3.77	40	
Vinyl Chloride	26.8	0.50	0.13	ug/L	25.0	ND	107	70-130	4.11	40	
Xylenes (m+p)	55.0	0.50	0.36	ug/L	50.0	ND	110	70-130	3.86	40	
Xylenes (ortho)	27.3	0.50	0.41	ug/L	25.0	ND	109	70-130	3.65	40	
Surrogate: 1,2-Dichloroethane-d4	*10.1*			ug/L	*10.0*		*101*	*80-124*			
Surrogate: Bromofluorobenzene	*9.68*			ug/L	*10.0*		*96.8*	*80-120*			
Surrogate: Toluene-d8	*9.82*			ug/L	*10.0*		*98.2*	*80-120*			

Client Name: Tetra Tech, Inc. - San Bernardino
Contact: Mark Feldman
Address: 301 E. Vanderbilt Way Suite 450
San Bernardino, CA 92408

Report Date: 09-Feb-2011

Project Name: Tetra-Tech Lockheed
Project Number: [none]

Work Order Number: A1A1650

Received on Ice (Y/N): Yes Temp: 3 °C

Semivolatile Organic Compounds by EPA 8270C SIM - Batch Quality Control

Analyte(s)	Result	RDL	MDL	Units	Spike Level	Source Result	%REC	%REC Limits	RPD	RPD Limit	Flag
Batch 1A23003 - EPA 3520C											
Blank (1A23003-BLK1)					Prepared: 01/23/11 Analyzed: 01/25/11						
1,4-Dioxane	ND	0.20	0.10	ug/L							
LCS (1A23003-BS1)					Prepared: 01/23/11 Analyzed: 01/25/11						
1,4-Dioxane	1.05	0.20	0.10	ug/L	1.00		105	85-115			
LCS Dup (1A23003-BSD1)					Prepared: 01/23/11 Analyzed: 01/25/11						
1,4-Dioxane	1.04	0.20	0.10	ug/L	1.00		104	85-115	0.957	20	
Matrix Spike (1A23003-MS1)				**Source: A1A0851-09RE**	Prepared: 01/23/11 Analyzed: 01/25/11						
1,4-Dioxane	574	2.0	1.0	ug/L	10.0	570	44.0	85-115			QM-5X

E.S.BABCOCK&Sons,Inc.
Environmental Laboratories est 1906

Client Name: Tetra Tech, Inc. - San Bernardino
Contact: Mark Feldman
Address: 301 E. Vanderbilt Way Suite 450
San Bernardino, CA 92408

Project Name: Tetra-Tech Lockheed
Project Number: [none]

Work Order Number: A1A1650

Report Date: 09-Feb-2011

Received on Ice (Y/N): Yes Temp: 3 °C

Notes and Definitions

J	Estimated value
N-TOCd	Sample filtered and preserved at laboratory after 15 minute regulatory holding time.
QM-3x	Due to analyte concentration greater than or equal to 3 times the spike concentration, recoveries for the metal MS and/or MSD did not meet laboratory acceptance criteria.
QM-5X	Due to analyte concentration greater than or equal to 5 times the spike concentration, recoveries for the MS and/or MSD did not meet laboratory acceptance criteria.
QOcal	The concentration indicated for this analyte is an estimated value above the calibration range of the instrument.
ND:	Analyte NOT DETECTED at or above the Method Detection Limit **(if MDL is reported)**, otherwise at or above the Reportable Detection Limit (RDL)
NR:	Not Reported
RDL:	Reportable Detection Limit
MDL:	Method Detection Limit

* / (Non-NELAP): NELAP does not offer accreditation for this analyte/method/matrix combination

Approval

Enclosed are the analytical results for the submitted sample(s). Babcock Laboratories certify the data presented as part of this report meet the minimum quality standards in the referenced analytical methods. Any exceptions have been noted. Babcock Laboratories and its officers and employees assume no responsibility and make no warranty, express or implied, for uses or interpretations made by any recipients, intended or unintended, of this report.

Lorenzo Rodriguez

Lorenzo (Z) Rodriguez

Project Manager

cc:

ESB_ mdl_PDF

Client Name: Tetra Tech, Inc. - San Bernardino
Contact: Mark Feldman
Address: 301 E. Vanderbilt Way Suite 450
San Bernardino, CA 92408

Report Date: 09-Feb-2011

Project Name: Tetra-Tech Lockheed
Project Number: [none]

Work Order Number: A1A1650

Received on Ice (Y/N): Yes Temp: 3 °C

microseeps
from insight comes solutions

Client Name: ES Babcock and Sons, Inc
Contact: Lorenzo Rodriguez
Address: 6100 Quail Valley
PO Box 432
Riverside, CA 92502-0432

Page: Page 1 of 8
Lab Proj #: P1101197
Report Date: 01/31/11
Client Proj Name: A1A1650
Client Proj #: A1A1650

Laboratory Results

Total pages in data package: 9

Lab Sample #	Client Sample ID
P1101197-01	LEB2-011811-BP
P1101197-02	IW-02
P1101197-03	MW-51

Microseeps test results meet all the requirements of the NELAC standards or provide reasons and/or justification if they do not.

Approved By: Heather Hauser *HH* ***Date:*** 2-1-11

Project Manager: Heather Hauser

The analytical results reported here are reliable and usable to the precision expressed in this report. As required by some regulating authorities, a full discussion of the uncertainty in our analytical results can be obtained at our web site or through customer service. Unless otherwise specified, all results are reported on a wet weight basis.

As a valued client we would appreciate your comments on our service.
Please call customer service at (412)826-5245 or email customerservice@microseeps.com.

Case Narrative:

220 William Pitt Way • Pittsburgh, PA 15238 • Tel 412-826-5245 • Fax 412-826-3433
website www.microseeps.com email info@microseeps.com

Client Name: Tetra Tech, Inc. - San Bernardino
Contact: Mark Feldman
Address: 301 E. Vanderbilt Way Suite 450
San Bernardino, CA 92408

Report Date: 09-Feb-2011

Project Name: Tetra-Tech Lockheed
Project Number: [none]

Work Order Number: A1A1650

Received on Ice (Y/N): Yes Temp: 3 °C

Client Name: ES Babcock and Sons, Inc
Contact: Lorenzo Rodriguez
Address: 6100 Quail Valley
PO Box 432
Riverside, CA 92502-0432

Page: Page 2 of 8
Lab Proj #: P1101197
Report Date: 01/31/11
Client Proj Name: A1A1650
Client Proj #: A1A1650

Sample Description	Matrix	Lab Sample #	Sampled Date/Time	Received
LEB2-011811-BP	Water	P1101197-01	18 Jan. 11 7:35	20 Jan. 11 10:14

Analyte(s)	Flag	Result	PQL	Units	Method #	Analysis Date	By
RiskAnalysis							
N Ethane	J	0.03	0.1	ug/L	RSK-175	1/27/11	gt
N Ethene	U	< 0.10	0.1	ug/L	RSK-175	1/27/11	gt
N Methane	J	0.08	0.1	ug/L	RSK-175	1/27/11	gt

PA02-00538

Data Qualifiers: J - estimated value, U - Non detect, R - Poor surrogate recovery, M - Recovery/RPD poor for MS/MSD, SAMP/DUP, B - detected in blank, S - field sample as received did not meet NELAC sample acceptance criteria, L - Subcontracted Lab used, N - NELAC certified analysis

MICROSEEPS

Client Name: Tetra Tech, Inc. - San Bernardino
Contact: Mark Feldman
Address: 301 E. Vanderbilt Way Suite 450
San Bernardino, CA 92408

Report Date: 09-Feb-2011

Project Name: Tetra-Tech Lockheed
Project Number: [none]

Work Order Number: A1A1650

Received on Ice (Y/N): Yes Temp: 3 °C

Client Name: ES Babcock and Sons, Inc
Contact: Lorenzo Rodriguez
Address: 6100 Quail Valley
PO Box 432
Riverside, CA 92502-0432

Lab Proj #: P1101197
Report Date: 01/31/11
Client Proj Name: A1A1650
Client Proj #: A1A1650

Sample Description	Matrix	Lab Sample #	Sampled Date/Time	Received
IW-02	Water	P1101197-02	18 Jan. 11 9:59	20 Jan. 11 10:14

Analyte(s)	Flag	Result	PQL	Units	Method #	Analysis Date	By
RiskAnalysis							
N Ethane		1.50	0.1	ug/L	RSK-175	1/27/11	gt
N Ethene	U	< 0.10	0.1	ug/L	RSK-175	1/27/11	gt
N Hydrogen		4.200	0.600	nM	AM20GAX	1/28/11	gt
N Methane		1600.00	1.00	ug/L	RSK-175	1/27/11	gt

PA02-00538

Data Qualifiers: J - estimated value, U - Non detect, R - Poor surrogate recovery, M - Recovery/RPD poor for MS/MSD, SAMP/DUP, B - detected in blank, S - field sample as received did not meet NELAC sample acceptance criteria, L - Subcontracted Lab used, N - NELAC certified analysis

MICROSEEPS

Client Name: Tetra Tech, Inc. - San Bernardino
Contact: Mark Feldman
Address: 301 E. Vanderbilt Way Suite 450
San Bernardino, CA 92408

Report Date: 09-Feb-2011

Project Name: Tetra-Tech Lockheed
Project Number: [none]

Work Order Number: A1A1650

Received on Ice (Y/N): Yes Temp: 3 °C

Client Name: ES Babcock and Sons, Inc
Contact: Lorenzo Rodriguez
Address: 6100 Quail Valley
PO Box 432
Riverside, CA 92502-0432

Lab Proj #: P1101197
Report Date: 01/31/11
Client Proj Name: A1A1650
Client Proj #: A1A1650

Sample Description	Matrix	Lab Sample #	Sampled Date/Time	Received
MW-51	Water	P1101197-03	18 Jan. 11 13:40	20 Jan. 11 10:14

Analyte(s)	Flag	Result	PQL	Units	Method #	Analysis Date	By
RiskAnalysis							
N Ethane	J	0.02	0.1	ug/L	RSK-175	1/27/11	gt
N Ethene	U	< 0.10	0.1	ug/L	RSK-175	1/27/11	gt
N Hydrogen		3.000	1.200	nM	AM20GAX	1/28/11	gt
N Methane		7.20	0.1	ug/L	RSK-175	1/27/11	gt

PA02-00538

Data Qualifiers: J - estimated value, U - Non detect, R - Poor surrogate recovery, M - Recovery/RPD poor for MS/MSD, SAMP/DUP, B - detected in blank, S - field sample as received did not meet NELAC sample acceptance criteria, L - Subcontracted Lab used, N - NELAC certified analysis

MICROSEEPS

Client Name: Tetra Tech, Inc. - San Bernardino
Contact: Mark Feldman
Address: 301 E. Vanderbilt Way Suite 450
San Bernardino, CA 92408

Report Date: 09-Feb-2011

Project Name: Tetra-Tech Lockheed
Project Number: [none]

Work Order Number: A1A1650

Received on Ice (Y/N): Yes Temp: 3 °C

Client Name: ES Babcock and Sons, Inc
Contact: Lorenzo Rodriguez
Address: 6100 Quail Valley
PO Box 432
Riverside, CA 92502-0432

Page: Page 5 of 8
Lab Proj #: P1101197
Report Date: 01/31/11
Client Proj Name: A1A1650
Client Proj #: A1A1650

Prep Method: Light Hydrocarbons (C1-C4) in Water
Analysis Method: Light Hydrocarbons (C1-C4) in Water

M110128015-MB

	Result		TrueSpikeConc.	RDL	%Recovery	Ctl Limits
Methane	< 0.10	ug/L		0.1		- NA
Ethane	< 0.10	ug/L		0.1		- NA
Ethene	< 0.10	ug/L		0.1		- NA

M110128015-LCS

	Result		TrueSpikeConc.	%Recovery	Ctl Limits
Methane	43.00	ug/L	48.40	89.00	85 - 115
Ethane	79.00	ug/L	90.00	88.00	85 - 115
Ethene	73.00	ug/L	81.60	89.00	85 - 115

M110128015-LCSD

	Result		TrueSpikeConc.	%Recovery	Ctl Limits	RPD	RPD Ctl Limits
Methane	43.00	ug/L	48.40	89.00	85 - 115	0.00	0 - 20
Ethane	79.00	ug/L	90.00	88.00	85 - 115	0.00	0 - 20
Ethene	72.00	ug/L	81.60	88.00	85 - 115	1.38	0 - 20

P1101214-02A-DUP

	Result		TrueSpikeConc.	%Recovery	Ctl Limits	RPD	RPD Ctl Limits
Methane	8.80	ug/L			- NA	3.47	0 - 20
Ethane	2.50	ug/L			- NA	4.08	0 - 20
Ethene	0.45	ug/L			- NA	6.90	0 - 20

P1101160-01A-MS

	Result		TrueSpikeConc.	%Recovery	Ctl Limits
Methane	58.00	ug/L	48.40	102.00	70 - 130
Ethane	87.00	ug/L	90.00	97.00	70 - 130
Ethene	80.00	ug/L	81.60	98.00	70 - 130

P1101160-01A-MSD

	Result		TrueSpikeConc.	%Recovery	Ctl Limits	RPD	RPD Ctl Limits
Methane	61.00	ug/L	48.40	108.00	70 - 130	5.04	0 - 20
Ethane	88.00	ug/L	90.00	98.00	70 - 130	1.14	0 - 20

PA02-00538

Data Qualifiers: J - estimated value, U - Non detect, R - Poor surrogate recovery, M - Recovery/RPD poor for MS/MSD, SAMP/DUP, B - detected in blank, S - field sample as received did not meet NELAC sample acceptance criteria, L - Subcontracted Lab used, N - NELAC certified analysis

MICROSEEPS

Client Name: Tetra Tech, Inc. - San Bernardino
Contact: Mark Feldman
Address: 301 E. Vanderbilt Way Suite 450
San Bernardino, CA 92408

Report Date: 09-Feb-2011

Project Name: Tetra-Tech Lockheed
Project Number: [none]

Work Order Number: A1A1650

Received on Ice (Y/N): Yes Temp: 3 °C

Client Name: ES Babcock and Sons, Inc
Contact: Lorenzo Rodriguez
Address: 6100 Quail Valley
PO Box 432
Riverside, CA 92502-0432

Lab Proj #: P1101197
Report Date: 01/31/11
Client Proj Name: A1A1650
Client Proj #: A1A1650

P1101160-01A-MSD

	Result		TrueSpikeConc.	%Recovery	Ctl Limits	RPD	RPD Ctl Limits
Ethene	82.00	ug/L	81.60	100.00	70 - 130	2.47	0 - 20

Outlined Results indicate results outside of Control limits

PA02-00538

Data Qualifiers: J - estimated value, U - Non detect, R - Poor surrogate recovery, M - Recovery/RPD poor for MS/MSD, SAMP/DUP, B - detected in blank, S - field sample as received did not meet NELAC sample acceptance criteria, L - Subcontracted Lab used, N - NELAC certified analysis

MICROSEEPS

Client Name: Tetra Tech, Inc. - San Bernardino
Contact: Mark Feldman
Address: 301 E. Vanderbilt Way Suite 450
San Bernardino, CA 92408

Report Date: 09-Feb-2011

Project Name: Tetra-Tech Lockheed
Project Number: [none]

Work Order Number: A1A1650

Received on Ice (Y/N): Yes Temp: 3 °C

Client Name: ES Babcock and Sons, Inc
Contact: Lorenzo Rodriguez
Address: 6100 Quail Valley
PO Box 432
Riverside, CA 92502-0432

Lab Proj #: P1101197
Report Date: 01/31/11
Client Proj Name: A1A1650
Client Proj #: A1A1650

Prep Method: Light Hydrocarbons (C1-C4) in Water
Analysis Method: Light Hydrocarbons (C1-C4) in Water

There are no QC Samples in this Batch

Outlined Results indicate results outside of Control limits

PA02-00538

Data Qualifiers: J - estimated value, U - Non detect, R - Poor surrogate recovery, M - Recovery/RPD poor for MS/MSD, SAMP/DUP, B - detected in blank, S - field sample as received did not meet NELAC sample acceptance criteria, L - Subcontracted Lab used, N - NELAC certified analysis

MICROSEEPS

Client Name: Tetra Tech, Inc. - San Bernardino
Contact: Mark Feldman
Address: 301 E. Vanderbilt Way Suite 450
San Bernardino, CA 92408

Report Date: 09-Feb-2011

Project Name: Tetra-Tech Lockheed
Project Number: [none]

Work Order Number: A1A1650

Received on Ice (Y/N): Yes Temp: 3 °C

Client Name: ES Babcock and Sons, Inc
Contact: Lorenzo Rodriguez
Address: 6100 Quail Valley
PO Box 432
Riverside, CA 92502-0432

Lab Proj #: P1101197
Report Date: 01/31/11
Client Proj Name: A1A1650
Client Proj #: A1A1650

Prep Method: Hydrogen by Bubble Strip
Analysis Method: Hydrogen by Bubble Strip

M110128021-MB

	Result		TrueSpikeConc.	RDL	%Recovery	Ctl Limits
Hydrogen	< 0.600	nM		0.600		- NA

M110128021-LCS

	Result		TrueSpikeConc.	%Recovery	Ctl Limits
Hydrogen	51.000	nM	48.91	104.00	80 - 120

M110128021-LCSD

	Result		TrueSpikeConc.	%Recovery	Ctl Limits	RPD	RPD Ctl Limits
Hydrogen	51.000	nM	48.91	104.00	80 - 120	0.00	0 - 20

Outlined Results indicate results outside of Control limits

PA02-00538

Data Qualifiers: J - estimated value, U - Non detect, R - Poor surrogate recovery, M - Recovery/RPD poor for MS/MSD, SAMP/DUP, B - detected in blank, S - field sample as received did not meet NELAC sample acceptance criteria, L - Subcontracted Lab used, N - NELAC certified analysis

MICROSEEPS

Client Name: Tetra Tech, Inc. - San Bernardino
Contact: Mark Feldman
Address: 301 E. Vanderbilt Way Suite 450
San Bernardino, CA 92408

Report Date: 09-Feb-2011

Project Name: Tetra-Tech Lockheed
Project Number: [none]

Work Order Number: A1A1650

Received on Ice (Y/N): Yes Temp: 3 °C

SUBCONTRACT ORDER Printed: 1/19/2011 12:28

E.S. Babcock & Sons, Inc.

A1A1650 IZ 578 IX9 014993 6576

SENDING LABORATORY:

E.S. Babcock & Sons, Inc.
P. O. Box 432
Riverside, CA 92502-0432
Phone: (951) 653-3351
Fax: (951) 653-1662
Project Manager: Lorenzo (Z) Rodriguez

RECEIVING LABORATORY:

Microseeps - Subcontract
220 William Pitt Way
Pittsburgh, PA 15238
Phone :(800) 659-2887
Fax: -

P110197

Copy/Relog from A1A1640. Need QC, J-Flag, Special EDD. LJC to email RUSH results and final PDF. All soilds report Dry Wt. Basis. All invoices for REVIEW prior to mailing. MONTHLY BILLING Email individual invoices to tes.sbo.ap@tetratech.com Login in-house

Analysis	Due	Expires Regulatory Days Past Date Sampled	Laboratory ID	Comments
Sample ID: A1A1650-01	**Liquid**	**Sampled:01/18/11 07:35**	**LEB2-011811-BP**	***Proj.No.:*[none]**
Subout_01	02/02/11 17:00	01/28/11 07:35	J-flags RSK175 - Methane, Ethane, Ethene	
Containers Supplied:				
Voa Vial -Unpres (I)	Voa Vial -Unpres (J)			
Sample ID: A1A1650-03	**Liquid**	**Sampled:01/18/11 09:59**	**IW-02**	***Proj.No.:*[none]**
Subout	02/02/11 17:00	01/28/11 09:59	J-flags AM20GAX - Hydrogen	
Subout_01	02/02/11 17:00	01/28/11 09:59	J-flags RSK175 - Methane, Ethane, Ethene	
Containers Supplied:				
Voa Vial -Unpres (I)	Voa Vial -Unpres (J)	Other- Unpres. (K)		
Sample ID: A1A1650-05	**Liquid**	**Sampled:01/18/11 13:40**	**MW-51**	***Proj.No.:*[none]**
Subout_01	02/02/11 17:00	01/28/11 13:40	J-flags RSK175 - Methane, Ethane, Ethene	
Subout	02/02/11 17:00	01/28/11 13:40	J-flags AM20GAX - Hydrogen	
Containers Supplied:				
Voa Vial -Unpres (I)	Voa Vial -Unpres (J)	Other- Unpres. (K)		

All Containers Intact: ✓ Yes ____ No Samples Preserved Properly: ____ Yes ____ No

Samples Received at 3 oC Sample Lables / COC Agree: ✓ Yes ____ No Custody Seals Present: ____ Yes ____ No

Please forward all acknowledgements of sample receipt, final reports and invoices to data@babcocklabs.com
NO HARDCOPIES PLEASE.

Released By 1-19-2011 Date Received By Date 1/20 10

Released By Date Received By Date

Page 1 of 1

E.S.BABCOCK&Sons,Inc.
Environmental Laboratories est 1906

Client Name: Tetra Tech, Inc. - San Bernardino
Contact: Mark Feldman
Address: 301 E. Vanderbilt Way Suite 450
San Bernardino, CA 92408

Report Date: 09-Feb-2011

Project Name: Tetra-Tech Lockheed
Project Number: [none]

Work Order Number: A1A1650

Received on Ice (Y/N): Yes Temp: 3 °C

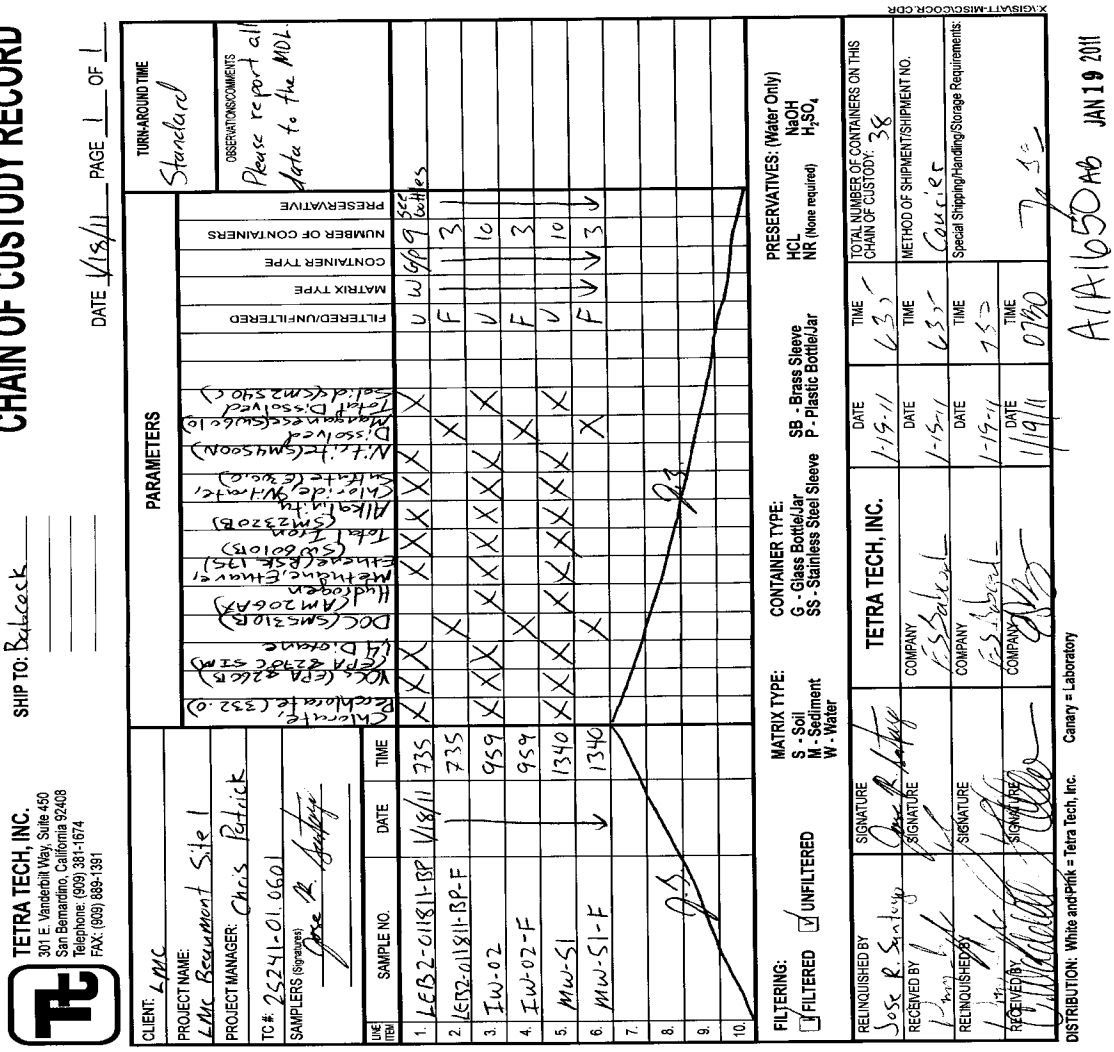

E.S.BABCOCK&Sons,Inc.
Environmental Laboratories est 1906

Client Name: Tetra Tech, Inc. - San Bernardino
Contact: Mark Feldman
Address: 301 E. Vanderbilt Way Suite 450
San Bernardino, CA 92408

Report Date: 02-Feb-2011

Project Name: Tetra-Tech Lockheed
Project Number: [none]

Work Order Number: A1A1651

Received on Ice (Y/N): Yes Temp: 3 °C

Attached is the analytical report for the sample(s) received for your project. Below is a list of the individual sample descriptions with the corresponding laboratory number(s). Also, enclosed is a copy of the Chain of Custody document (if received with your sample(s)). Please note any unused portion of the sample(s) may be responsibly discarded after 30 days from the above report date, unless you have requested otherwise.

Thank you for the opportunity to serve your analytical needs. If you have any questions or concerns regarding this report please contact our client service department.

Sample Identification

Lab Sample #	Client Sample ID	Matrix	Date Sampled	By	Date Submitted	By
A1A1651-01	LEB1-011811-BP LMC Beaumont Site 1	Liquid	01/18/11 07:30	Jose R. Santoya	01/19/11 07:30	William Bayle
A1A1651-02	LEB2-011811-BP LMC Beaumont Site 1	Liquid	01/18/11 07:35	Jose R. Santoya	01/19/11 07:30	William Bayle
A1A1651-03	IW-01 LMC Beaumont Site 1	Liquid	01/18/11 09:44	Jose R. Santoya	01/19/11 07:30	William Bayle
A1A1651-04	IW-02 LMC Beaumont Site 1	Liquid	01/18/11 09:59	Jose R. Santoya	01/19/11 07:30	William Bayle
A1A1651-05	MW-50 LMC Beaumont Site 1	Liquid	01/18/11 12:30	Jose R. Santoya	01/19/11 07:30	William Bayle
A1A1651-06	MW-51 LMC Beaumont Site 1	Liquid	01/18/11 13:40	Jose R. Santoya	01/19/11 07:30	William Bayle
A1A1651-07	MW-52 LMC Beaumont Site 1	Liquid	01/18/11 14:50	Jose R. Santoya	01/19/11 07:30	William Bayle

Note: AM23G analyses were subcontracted to Microseeps. Microseeps data begins to appear on page 2.

E.S.BABCOCK&Sons,Inc.
Environmental Laboratories est 1906

Client Name: Tetra Tech, Inc. - San Bernardino
Contact: Mark Feldman
Address: 301 E. Vanderbilt Way Suite 450
San Bernardino, CA 92408

Report Date: 02-Feb-2011

Project Name: Tetra-Tech Lockheed
Project Number: [none]

Work Order Number: A1A1651

Received on Ice (Y/N): Yes Temp: 3 °C

microseeps
from insight comes solutions

Client Name: ES Babcock and Sons, Inc
Contact: Lorenzo Rodriguez
Address: 6100 Quail Valley
PO Box 432
Riverside, CA 92502-0432

Page: Page 1 of 10
Lab Proj #: P1101195
Report Date: 01/21/11
Client Proj Name: A1A1651
Client Proj #: A1A1651

Laboratory Results

Total pages in data package: 12

Lab Sample #	Client Sample ID
P1101195-01	LEB1-011811-BP
P1101195-02	LEB2-011811-BP
P1101195-03	IW-01
P1101195-04	IW-02
P1101195-05	MW-50
P1101195-06	MW-51
P1101195-07	MW-52

Microseeps test results meet all the requirements of the NELAC standards or provide reasons and/or justification if they do not.

Approved By: Heather Hauser *HH* ***Date:*** 1-25-11

Project Manager: Heather Hauser

The analytical results reported here are reliable and usable to the precision expressed in this report. As required by some regulating authorities, a full discussion of the uncertainty in our analytical results can be obtained at our web site or through customer service. Unless otherwise specified, all results are reported on a wet weight basis.

As a valued client we would appreciate your comments on our service.
Please call customer service at (412)826-5245 or email customerservice@microseeps.com.

Case Narrative: Lactic acid was detected in the blank at a concentration above the reporting limit.

220 William Pitt Way • Pittsburgh, PA 15238 • Tel 412-826-5245 • Fax 412-826-3433
website www.microseeps.com email info@microseeps.com

Client Name: Tetra Tech, Inc. - San Bernardino
Contact: Mark Feldman
Address: 301 E. Vanderbilt Way Suite 450
San Bernardino, CA 92408

Report Date: 02-Feb-2011

Analytical Report: Page 3 of 15
Project Name: Tetra-Tech Lockheed
Project Number: [none]

Work Order Number: A1A1651

Received on Ice (Y/N): Yes Temp: 3 °C

Client Name: ES Babcock and Sons, Inc
Contact: Lorenzo Rodriguez
Address: 6100 Quail Valley
PO Box 432
Riverside, CA 92502-0432

Page: Page 2 of 10
Lab Proj #: P1101195
Report Date: 01/21/11
Client Proj Name: A1A1651
Client Proj #: A1A1651

Sample Description	Matrix	Lab Sample #	Sampled Date/Time	Received
LEB1-011811-BP	Water	P1101195-01	18 Jan. 11 7:30	20 Jan. 11 10:03

Analyte(s)	Flag	Result	PQL	Units	Method #	Analysis Date	By
SemiVolatiles							
N Acetic Acid	U	< 0.070	0.07	mg/L	AM23G	1/21/11	kb
N Butyric Acid	U	< 0.050	0.05	mg/L	AM23G	1/21/11	kb
N Hexanoic Acid	U	< 0.050	0.05	mg/L	AM23G	1/21/11	kb
N i-Hexanoic Acid	U	< 0.050	0.05	mg/L	AM23G	1/21/11	kb
N i-Pentanoic Acid	U	< 0.150	0.15	mg/L	AM23G	1/21/11	kb
N Lactic Acid	B	0.800	0.1	mg/L	AM23G	1/21/11	kb
N Pentanoic Acid	U	< 0.070	0.07	mg/L	AM23G	1/21/11	kb
N Propionic Acid	U	< 0.050	0.05	mg/L	AM23G	1/21/11	kb
N Pyruvic Acid	U	< 0.150	0.15	mg/L	AM23G	1/21/11	kb

PA02-00538

Data Qualifiers: J - estimated value, U - Non detect, R - Poor surrogate recovery, M - Recovery/RPD poor for MS/MSD, SAMP/DUP, B - detected in blank, S - field sample as received did not meet NELAC sample acceptance criteria, L - Subcontracted Lab used, N - NELAC certified analysis

MICROSEEPS

Client Name: Tetra Tech, Inc. - San Bernardino
Contact: Mark Feldman
Address: 301 E. Vanderbilt Way Suite 450
San Bernardino, CA 92408

Report Date: 02-Feb-2011

Analytical Report: Page 4 of 15
Project Name: Tetra-Tech Lockheed
Project Number: [none]

Work Order Number: A1A1651

Received on Ice (Y/N): Yes Temp: 3 °C

Client Name: ES Babcock and Sons, Inc
Contact: Lorenzo Rodriguez
Address: 6100 Quail Valley
PO Box 432
Riverside, CA 92502-0432

Page: Page 3 of 10
Lab Proj #: P1101195
Report Date: 01/21/11
Client Proj Name: A1A1651
Client Proj #: A1A1651

Sample Description	Matrix	Lab Sample #	Sampled Date/Time	Received
LEB2-011811-BP	Water	P1101195-02	18 Jan. 11 7:35	20 Jan. 11 10:03

Analyte(s)	Flag	Result	PQL	Units	Method #	Analysis Date	By
SemiVolatiles							
N Acetic Acid		0.080	0.07	mg/L	AM23G	1/21/11	kb
N Butyric Acid	U	< 0.050	0.05	mg/L	AM23G	1/21/11	kb
N Hexanoic Acid	U	< 0.050	0.05	mg/L	AM23G	1/21/11	kb
N i-Hexanoic Acid	U	< 0.050	0.05	mg/L	AM23G	1/21/11	kb
N i-Pentanoic Acid	U	< 0.150	0.15	mg/L	AM23G	1/21/11	kb
N Lactic Acid	B	0.620	0.1	mg/L	AM23G	1/21/11	kb
N Pentanoic Acid	U	< 0.070	0.07	mg/L	AM23G	1/21/11	kb
N Propionic Acid	U	< 0.050	0.05	mg/L	AM23G	1/21/11	kb
N Pyruvic Acid	U	< 0.150	0.15	mg/L	AM23G	1/21/11	kb

PA02-00538

Data Qualifiers: J - estimated value, U - Non detect, R - Poor surrogate recovery, M - Recovery/RPD poor for MS/MSD, SAMP/DUP, B - detected in blank, S - field sample as received did not meet NELAC sample acceptance criteria, L - Subcontracted Lab used, N - NELAC certified analysis

MICROSEEPS

Client Name: Tetra Tech, Inc. - San Bernardino
Contact: Mark Feldman
Address: 301 E. Vanderbilt Way Suite 450
San Bernardino, CA 92408

Report Date: 02-Feb-2011

Analytical Report: Page 5 of 15
Project Name: Tetra-Tech Lockheed
Project Number: [none]

Work Order Number: A1A1651

Received on Ice (Y/N): Yes Temp: 3 °C

Client Name: ES Babcock and Sons, Inc
Contact: Lorenzo Rodriguez
Address: 6100 Quail Valley
PO Box 432
Riverside, CA 92502-0432

Page: Page 4 of 10
Lab Proj #: P1101195
Report Date: 01/21/11
Client Proj Name: A1A1651
Client Proj #: A1A1651

Sample Description	Matrix	Lab Sample #	Sampled Date/Time	Received
IW-01	Water	P1101195-03	18 Jan. 11 9:44	20 Jan. 11 10:03

Analyte(s)	Flag	Result	PQL	Units	Method #	Analysis Date	By
SemiVolatiles							
N Acetic Acid	J	0.048	0.07	mg/L	AM23G	1/21/11	kb
N Butyric Acid	U	< 0.050	0.05	mg/L	AM23G	1/21/11	kb
N Hexanoic Acid	U	< 0.050	0.05	mg/L	AM23G	1/21/11	kb
N i-Hexanoic Acid	U	< 0.050	0.05	mg/L	AM23G	1/21/11	kb
N i-Pentanoic Acid	U	< 0.150	0.15	mg/L	AM23G	1/21/11	kb
N Lactic Acid	UB	< 0.100	0.1	mg/L	AM23G	1/21/11	kb
N Pentanoic Acid	U	< 0.070	0.07	mg/L	AM23G	1/21/11	kb
N Propionic Acid	U	< 0.050	0.05	mg/L	AM23G	1/21/11	kb
N Pyruvic Acid	U	< 0.150	0.15	mg/L	AM23G	1/21/11	kb

PA02-00538

Data Qualifiers: J - estimated value, U - Non detect, R - Poor surrogate recovery, M - Recovery/RPD poor for MS/MSD, SAMP/DUP, B - detected in blank, S - field sample as received did not meet NELAC sample acceptance criteria, L - Subcontracted Lab used, N - NELAC certified analysis

MICROSEEPS

Client Name: Tetra Tech, Inc. - San Bernardino
Contact: Mark Feldman
Address: 301 E. Vanderbilt Way Suite 450
San Bernardino, CA 92408

Report Date: 02-Feb-2011

Project Name: Tetra-Tech Lockheed
Project Number: [none]

Work Order Number: A1A1651

Received on Ice (Y/N): Yes Temp: 3 °C

Client Name: ES Babcock and Sons, Inc
Contact: Lorenzo Rodriguez
Address: 6100 Quail Valley
PO Box 432
Riverside, CA 92502-0432

Page: Page 5 of 10
Lab Proj #: P1101195
Report Date: 01/21/11
Client Proj Name: A1A1651
Client Proj #: A1A1651

Sample Description	Matrix	Lab Sample #	Sampled Date/Time	Received
IW-02	Water	P1101195-04	18 Jan. 11 9:59	20 Jan. 11 10:03

Analyte(s)	Flag	Result	PQL	Units	Method #	Analysis Date	By
SemiVolatiles							
N Acetic Acid	J	0.054	0.07	mg/L	AM23G	1/21/11	kb
N Butyric Acid	U	< 0.050	0.05	mg/L	AM23G	1/21/11	kb
N Hexanoic Acid	U	< 0.050	0.05	mg/L	AM23G	1/21/11	kb
N i-Hexanoic Acid	U	< 0.050	0.05	mg/L	AM23G	1/21/11	kb
N i-Pentanoic Acid	U	< 0.150	0.15	mg/L	AM23G	1/21/11	kb
N Lactic Acid	UB	< 0.100	0.1	mg/L	AM23G	1/21/11	kb
N Pentanoic Acid	U	< 0.070	0.07	mg/L	AM23G	1/21/11	kb
N Propionic Acid	U	< 0.050	0.05	mg/L	AM23G	1/21/11	kb
N Pyruvic Acid	U	< 0.150	0.15	mg/L	AM23G	1/21/11	kb

PA02-00538

Data Qualifiers: J - estimated value, U - Non detect, R - Poor surrogate recovery, M - Recovery/RPD poor for MS/MSD, SAMP/DUP, B - detected in blank, S - field sample as received did not meet NELAC sample acceptance criteria, L - Subcontracted Lab used, N - NELAC certified analysis

MICROSEEPS

Client Name: Tetra Tech, Inc. - San Bernardino
Contact: Mark Feldman
Address: 301 E. Vanderbilt Way Suite 450
San Bernardino, CA 92408

Report Date: 02-Feb-2011

Analytical Report: Page 7 of 15
Project Name: Tetra-Tech Lockheed
Project Number: [none]

Work Order Number: A1A1651

Received on Ice (Y/N): Yes Temp: 3 °C

Client Name: ES Babcock and Sons, Inc
Contact: Lorenzo Rodriguez
Address: 6100 Quail Valley
PO Box 432
Riverside, CA 92502-0432

Page: Page 6 of 10
Lab Proj #: P1101195
Report Date: 01/21/11
Client Proj Name: A1A1651
Client Proj #: A1A1651

Sample Description	Matrix	Lab Sample #	Sampled Date/Time	Received
MW-50	Water	P1101195-05	18 Jan. 11 12:30	20 Jan. 11 10:03

Analyte(s)	Flag	Result	PQL	Units	Method #	Analysis Date	By
SemiVolatiles							
N Acetic Acid	U	< 0.070	0.070	mg/L	AM23G	1/21/11	kb
N Butyric Acid	U	< 0.050	0.050	mg/L	AM23G	1/21/11	kb
N Hexanoic Acid	U	< 0.050	0.050	mg/L	AM23G	1/21/11	kb
N i-Hexanoic Acid	U	< 0.050	0.050	mg/L	AM23G	1/21/11	kb
N i-Pentanoic Acid	U	< 0.150	0.150	mg/L	AM23G	1/21/11	kb
N Lactic Acid	UB	< 0.100	0.100	mg/L	AM23G	1/21/11	kb
N Pentanoic Acid	U	< 0.070	0.070	mg/L	AM23G	1/21/11	kb
N Propionic Acid	U	< 0.050	0.050	mg/L	AM23G	1/21/11	kb
N Pyruvic Acid	U	< 0.150	0.150	mg/L	AM23G	1/21/11	kb

PA02-00538

Data Qualifiers: J - estimated value, U - Non detect, R - Poor surrogate recovery, M - Recovery/RPD poor for MS/MSD, SAMP/DUP, B - detected in blank, S - field sample as received did not meet NELAC sample acceptance criteria, L - Subcontracted Lab used, N - NELAC certified analysis

MICROSEEPS

Client Name: Tetra Tech, Inc. - San Bernardino
Contact: Mark Feldman
Address: 301 E. Vanderbilt Way Suite 450
San Bernardino, CA 92408

Report Date: 02-Feb-2011

Analytical Report: Page 8 of 15
Project Name: Tetra-Tech Lockheed
Project Number: [none]

Work Order Number: A1A1651

Received on Ice (Y/N): Yes Temp: 3 °C

Client Name: ES Babcock and Sons, Inc
Contact: Lorenzo Rodriguez
Address: 6100 Quail Valley
PO Box 432
Riverside, CA 92502-0432

Page: Page 7 of 10
Lab Proj #: P1101195
Report Date: 01/21/11
Client Proj Name: A1A1651
Client Proj #: A1A1651

Sample Description	Matrix	Lab Sample #	Sampled Date/Time	Received
MW-51	Water	P1101195-06	18 Jan. 11 13:40	20 Jan. 11 10:03

Analyte(s)	Flag	Result	PQL	Units	Method #	Analysis Date	By
SemiVolatiles							
N Acetic Acid	J	0.059	0.070	mg/L	AM23G	1/21/11	kb
N Butyric Acid	U	< 0.050	0.050	mg/L	AM23G	1/21/11	kb
N Hexanoic Acid	U	< 0.050	0.050	mg/L	AM23G	1/21/11	kb
N i-Hexanoic Acid	U	< 0.050	0.050	mg/L	AM23G	1/21/11	kb
N i-Pentanoic Acid	U	< 0.150	0.150	mg/L	AM23G	1/21/11	kb
N Lactic Acid	UB	< 0.100	0.100	mg/L	AM23G	1/21/11	kb
N Pentanoic Acid	U	< 0.070	0.070	mg/L	AM23G	1/21/11	kb
N Propionic Acid	U	< 0.050	0.050	mg/L	AM23G	1/21/11	kb
N Pyruvic Acid	U	< 0.150	0.150	mg/L	AM23G	1/21/11	kb

PA02-00538

Data Qualifiers: J - estimated value, U - Non detect, R - Poor surrogate recovery, M - Recovery/RPD poor for MS/MSD, SAMP/DUP, B - detected in blank, S - field sample as received did not meet NELAC sample acceptance criteria, L - Subcontracted Lab used, N - NELAC certified analysis

MICROSEEPS

Client Name: Tetra Tech, Inc. - San Bernardino
Contact: Mark Feldman
Address: 301 E. Vanderbilt Way Suite 450
San Bernardino, CA 92408

Report Date: 02-Feb-2011

Analytical Report: Page 9 of 15
Project Name: Tetra-Tech Lockheed
Project Number: [none]

Work Order Number: A1A1651

Received on Ice (Y/N): Yes Temp: 3 °C

Client Name: ES Babcock and Sons, Inc
Contact: Lorenzo Rodriguez
Address: 6100 Quail Valley
PO Box 432
Riverside, CA 92502-0432

Page: Page 8 of 10
Lab Proj #: P1101195
Report Date: 01/21/11
Client Proj Name: A1A1651
Client Proj #: A1A1651

Sample Description	Matrix	Lab Sample #	Sampled Date/Time	Received
MW-52	Water	P1101195-07	18 Jan. 11 14:50	20 Jan. 11 10:03

Analyte(s)	Flag	Result	PQL	Units	Method #	Analysis Date	By
SemiVolatiles							
N Acetic Acid		0.074	0.070	mg/L	AM23G	1/21/11	kb
N Butyric Acid	U	< 0.050	0.050	mg/L	AM23G	1/21/11	kb
N Hexanoic Acid	U	< 0.050	0.050	mg/L	AM23G	1/21/11	kb
N i-Hexanoic Acid	U	< 0.050	0.050	mg/L	AM23G	1/21/11	kb
N i-Pentanoic Acid	U	< 0.150	0.150	mg/L	AM23G	1/21/11	kb
N Lactic Acid	UB	< 0.100	0.100	mg/L	AM23G	1/21/11	kb
N Pentanoic Acid	U	< 0.070	0.070	mg/L	AM23G	1/21/11	kb
N Propionic Acid	U	< 0.050	0.050	mg/L	AM23G	1/21/11	kb
N Pyruvic Acid	U	< 0.150	0.150	mg/L	AM23G	1/21/11	kb

PA02-00538

Data Qualifiers: J - estimated value, U - Non detect, R - Poor surrogate recovery, M - Recovery/RPD poor for MS/MSD, SAMP/DUP, B - detected in blank, S - field sample as received did not meet NELAC sample acceptance criteria, L - Subcontracted Lab used, N - NELAC certified analysis

MICROSEEPS

Client Name: Tetra Tech, Inc. - San Bernardino
Contact: Mark Feldman
Address: 301 E. Vanderbilt Way Suite 450
San Bernardino, CA 92408

Report Date: 02-Feb-2011

Project Name: Tetra-Tech Lockheed
Project Number: [none]

Work Order Number: A1A1651

Received on Ice (Y/N): Yes Temp: 3 °C

Client Name: ES Babcock and Sons, Inc
Contact: Lorenzo Rodriguez
Address: 6100 Quail Valley
PO Box 432
Riverside, CA 92502-0432

Lab Proj #: P1101195
Report Date: 01/21/11
Client Proj Name: A1A1651
Client Proj #: A1A1651

Prep Method: Volatile Fatty Acids by Ion Chromatography
Analysis Method: Volatile Fatty Acids by Ion Chromatography

M110120023-MB

	Result		TrueSpikeConc.	RDL	%Recovery	Ctl Limits
Acetic Acid	< 0.070	mg/L		0.07		- NA
Propionic Acid	< 0.050	mg/L		0.05		- NA
Butyric Acid	< 0.050	mg/L		0.05		- NA
Lactic Acid	0.110	mg/L		0.1		- NA
Pyruvic Acid	< 0.150	mg/L		0.15		- NA
i-Pentanoic Acid	< 0.150	mg/L		0.15		- NA
Pentanoic Acid	< 0.070	mg/L		0.07		- NA
i-Hexanoic Acid	< 0.050	mg/L		0.05		- NA
Hexanoic Acid	< 0.050	mg/L		0.05		- NA

M110120023-LCS

	Result		TrueSpikeConc.	%Recovery	Ctl Limits
Acetic Acid	2.000	mg/L	2.00	100.00	70 - 130
Propionic Acid	2.000	mg/L	2.00	100.00	70 - 130
Butyric Acid	1.900	mg/L	2.00	95.00	70 - 130
Lactic Acid	2.000	mg/L	2.00	100.00	70 - 130
Pyruvic Acid	2.000	mg/L	2.00	100.00	70 - 130
i-Pentanoic Acid	1.900	mg/L	2.00	95.00	70 - 130
Pentanoic Acid	1.800	mg/L	2.00	90.00	70 - 130
i-Hexanoic Acid	2.000	mg/L	2.00	100.00	70 - 130
Hexanoic Acid	2.000	mg/L	2.00	100.00	70 - 130

P1101173-01A-MS

	Result		TrueSpikeConc.	%Recovery	Ctl Limits
Acetic Acid	2.000	mg/L	2.00	99.00	70 - 130
Propionic Acid	2.100	mg/L	2.00	105.00	70 - 130
Butyric Acid	2.000	mg/L	2.00	100.00	70 - 130
Lactic Acid	2.100	mg/L	2.00	98.00	70 - 130
Pyruvic Acid	2.000	mg/L	2.00	100.00	70 - 130
i-Pentanoic Acid	1.900	mg/L	2.00	95.00	70 - 130
Pentanoic Acid	1.900	mg/L	2.00	95.00	70 - 130
i-Hexanoic Acid	2.100	mg/L	2.00	105.00	70 - 130

PA02-00538

Data Qualifiers: J - estimated value, U - Non detect, R - Poor surrogate recovery, M - Recovery/RPD poor for MS/MSD, SAMP/DUP, B - detected in blank, S - field sample as received did not meet NELAC sample acceptance criteria, L - Subcontracted Lab used, N - NELAC certified analysis

MICROSEEPS

Client Name: Tetra Tech, Inc. - San Bernardino
Contact: Mark Feldman
Address: 301 E. Vanderbilt Way Suite 450
San Bernardino, CA 92408

Report Date: 02-Feb-2011

Project Name: Tetra-Tech Lockheed
Project Number: [none]

Work Order Number: A1A1651

Received on Ice (Y/N): Yes Temp: 3 °C

Client Name: ES Babcock and Sons, Inc
Contact: Lorenzo Rodriguez
Address: 6100 Quail Valley
PO Box 432
Riverside, CA 92502-0432

Lab Proj #: P1101195
Report Date: 01/21/11
Client Proj Name: A1A1651
Client Proj #: A1A1651

P1101173-01A-MS

	Result		TrueSpikeConc.	%Recovery	Ctl Limits
Hexanoic Acid	1.900	mg/L	2.00	95.00	70 - 130

P1101173-01A-MSD

	Result		TrueSpikeConc.	%Recovery	Ctl Limits	RPD	RPD Ctl Limits
Acetic Acid	2.000	mg/L	2.00	99.00	70 - 130	0.00	0 - 30
Propionic Acid	2.000	mg/L	2.00	100.00	70 - 130	4.88	0 - 30
Butyric Acid	1.900	mg/L	2.00	95.00	70 - 130	5.13	0 - 30
Lactic Acid	2.100	mg/L	2.00	98.00	70 - 130	0.00	0 - 30
Pyruvic Acid	2.000	mg/L	2.00	100.00	70 - 130	0.00	0 - 30
i-Pentanoic Acid	1.900	mg/L	2.00	95.00	70 - 130	0.00	0 - 30
Pentanoic Acid	1.900	mg/L	2.00	95.00	70 - 130	0.00	0 - 30
i-Hexanoic Acid	2.000	mg/L	2.00	100.00	70 - 130	4.88	0 - 30
Hexanoic Acid	1.800	mg/L	2.00	90.00	70 - 130	5.41	0 - 30

Outlined Results indicate results outside of Control limits

PA02-00538

Data Qualifiers: J - estimated value, U - Non detect, R - Poor surrogate recovery, M - Recovery/RPD poor for MS/MSD, SAMP/DUP, B - detected in blank, S - field sample as received did not meet NELAC sample acceptance criteria, L - Subcontracted Lab used, N - NELAC certified analysis

MICROSEEPS

Client Name: Tetra Tech, Inc. - San Bernardino
Contact: Mark Feldman
Address: 301 E. Vanderbilt Way Suite 450
San Bernardino, CA 92408

Report Date: 02-Feb-2011

Project Name: Tetra-Tech Lockheed
Project Number: [none]

Work Order Number: A1A1651

Received on Ice (Y/N): Yes Temp: 3 °C

SUBCONTRACT ORDER Printed: 1/19/2011 12:34

E.S. Babcock & Sons, Inc.

A1A1651 12578 IX9 01 4993 6576

SENDING LABORATORY:
E.S. Babcock & Sons, Inc.
P. O. Box 432
Riverside, CA 92502-0432
Phone: (951) 653-3351
Fax: (951) 653-1662
Project Manager: Lorenzo (Z) Rodriguez

RECEIVING LABORATORY:
Microseeps - Subcontract
220 William Pitt Way
Pittsburgh, PA 15238
Phone :(800) 659-2887
Fax: -

P1101195

Copy/Relog from A1A1640.
Client: Tetra Tech, Inc. - San Bernardino
Sampler: Jose R. Santoya

Analysis	Due	Expires	Regulatory	Days Past	Date Sampled	Laboratory ID	Comments
Sample ID: A1A1651-01	**Liquid**				**Sampled:01/18/11 07:30**	**LEB1-011811-BP**	***Proj.No.:*[none]**
Subout_02	02/02/11 17:00				01/28/11 07:30	J-flags AM23G - Volatile Fatty Acid	
Containers Supplied:							
Voa Vial -Unpres (A)	Voa Vial -Unpres (B)						
Sample ID: A1A1651-02	**Liquid**				**Sampled:01/18/11 07:35**	**LEB2-011811-BP**	***Proj.No.:*[none]**
Subout_02	02/02/11 17:00				01/28/11 07:35	J-flags AM23G - Volatile Fatty Acid	
Containers Supplied:							
Voa Vial -Unpres (A)	Voa Vial -Unpres (B)						
Sample ID: A1A1651-03	**Liquid**				**Sampled:01/18/11 09:44**	**IW-01**	***Proj.No.:*[none]**
Subout_02	02/02/11 17:00				01/28/11 09:44	J-flags AM23G - Volatile Fatty Acid	
Containers Supplied:							
Voa Vial -Unpres (A)	Voa Vial -Unpres (B)						
Sample ID: A1A1651-04	**Liquid**				**Sampled:01/18/11 09:59**	**IW-02**	***Proj.No.:*[none]**
Subout_02	02/02/11 17:00				01/28/11 09:59	J-flags AM23G - Volatile Fatty Acid	
Containers Supplied:							
Voa Vial -Unpres (A)	Voa Vial -Unpres (B)						
Sample ID: A1A1651-05	**Liquid**				**Sampled:01/18/11 12:30**	**MW-50**	***Proj.No.:*[none]**
Subout_02	02/02/11 17:00				01/28/11 12:30	J-flags AM23G - Volatile Fatty Acid	
Containers Supplied:							
Voa Vial -Unpres (A)	Voa Vial -Unpres (B)						

E.S.BABCOCK&Sons,Inc.
Environmental Laboratories est 1906

Client Name: Tetra Tech, Inc. - San Bernardino
Contact: Mark Feldman
Address: 301 E. Vanderbilt Way Suite 450
San Bernardino, CA 92408

Report Date: 02-Feb-2011

Project Name: Tetra-Tech Lockheed
Project Number: [none]

Work Order Number: A1A1651

Received on Ice (Y/N): Yes Temp: 3 °C

SUBCONTRACT ORDER Printed: 1/19/2011 12:34

E.S. Babcock & Sons, Inc.

A1A1651

P110195

Analysis	Due	Expires Regulatory Days Past Date Sampled	Laboratory ID	Comments
Sample ID: A1A1651-06	**Liquid**	**Sampled:01/18/11 13:40**	**MW-51**	***Proj.No.:[none]***
Subout_02	02/02/11 17:00	01/28/11 13:40	J-flags AM23G - Volatile Fatty Acid	
Containers Supplied:				
Voa Vial -Unpres (A)	Voa Vial -Unpres (B)			
Sample ID: A1A1651-07	**Liquid**	**Sampled:01/18/11 14:50**	**MW-52**	***Proj.No.:[none]***
Subout_02	02/02/11 17:00	01/28/11 14:50	J-flags AM23G - Volatile Fatty Acid	
Containers Supplied:				
Voa Vial -Unpres (A)	Voa Vial -Unpres (B)			

All Containers Intact: Yes No Samples Preserved Properly: Yes No

Samples Received at 3 oC 1/20/11 Sample Lables / COC Agree: Yes No Custody Seals Present: Yes No

Please forward all acknowledgements of sample receipt, final reports and invoices to data@babcocklabs.com
NO HARDCOPIES PLEASE.

Released By	Date	Received By	Date
[signature]	1-19-2011	[signature]	1/20/11
Released By	Date	Received By	Date

Page 2 of 2

E.S.BABCOCK&Sons,Inc.
Environmental Laboratories est 1906

Client Name: Tetra Tech, Inc. - San Bernardino
Contact: Mark Feldman
Address: 301 E. Vanderbilt Way Suite 450
San Bernardino, CA 92408

Report Date: 02-Feb-2011

Analytical Report: Page 14 of 15
Project Name: Tetra-Tech Lockheed
Project Number: [none]

Work Order Number: A1A1651

Received on Ice (Y/N): Yes Temp: 3 °C

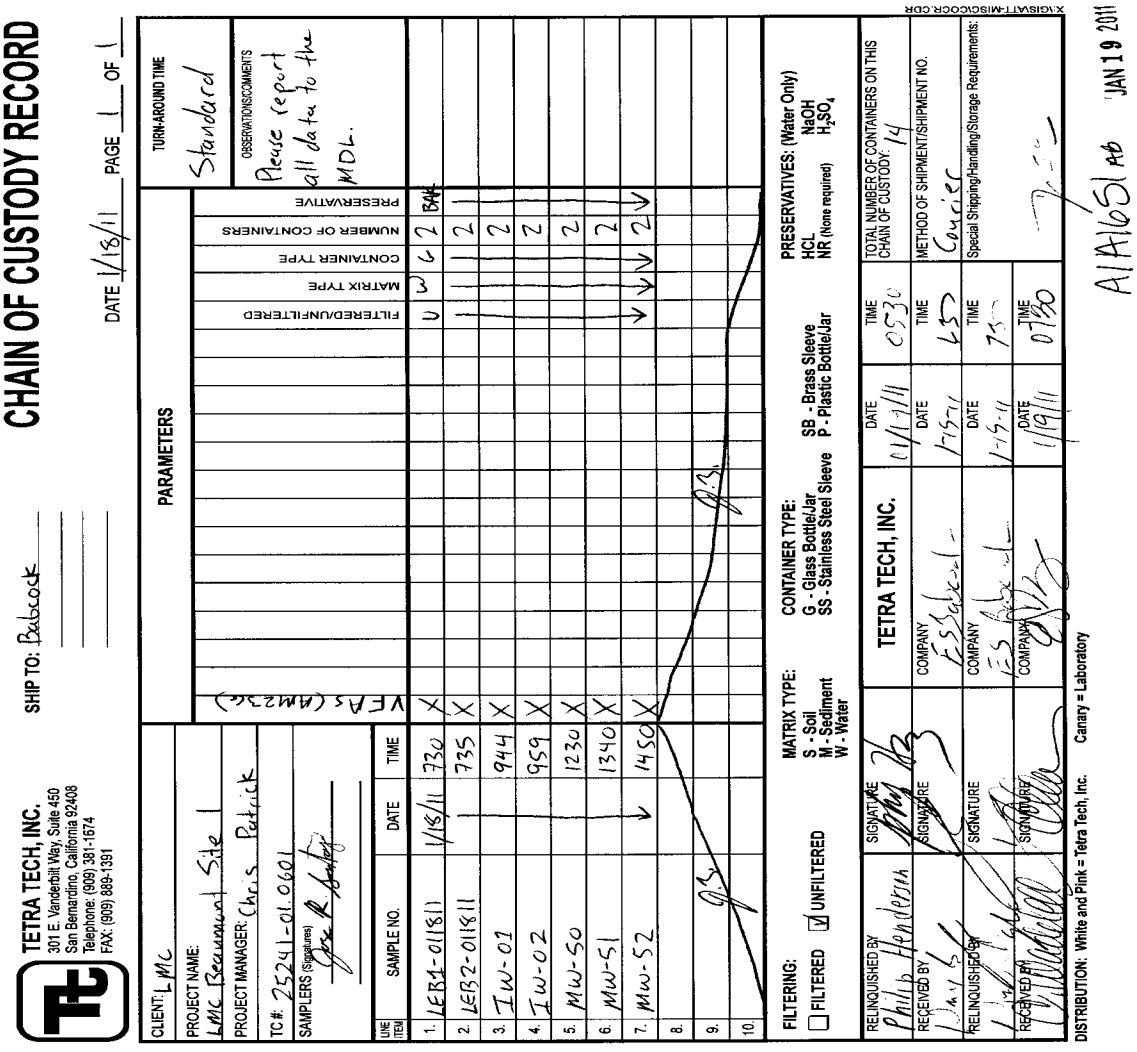

CHAIN OF CUSTODY RECORD

TETRA TECH, INC.
301 E. Vanderbilt Way, Suite 450
San Bernardino, California 92408
Telephone: (909) 381-1674
FAX: (909) 889-1391

SHIP TO: Babcock

DATE 1/18/11 PAGE 1 OF 1

CLIENT: LMC
PROJECT NAME: LMC Beaumont Site 1
PROJECT MANAGER: Chris Patrick
TC #: 25241-01.0601
SAMPLERS (Signature): Jose R. Gutierrez

PARAMETERS: VEAs (Am23x)

TURN-AROUND TIME: Standard

OBSERVATIONS/COMMENTS: Please report all data to the MDL.

LINE ITEM	SAMPLE NO.	DATE	TIME	FILTERED/UNFILTERED	MATRIX TYPE	CONTAINER TYPE	NUMBER OF CONTAINERS	PRESERVATIVE
1.	LER1-011811	1/18/11	730	U	W	G	2	BAK
2.	LER2-011811		735				2	
3.	Iw-01		944				2	
4.	Iw-02		959				2	
5.	MW-50		1230				2	
6.	MW-51		1340				2	
7.	MW-52	↓	1450	↓	↓	↓	2	↓
8.								
9.								
10.								

FILTERING: ☐ FILTERED ☑ UNFILTERED

MATRIX TYPE: S - Soil M - Sediment W - Water

CONTAINER TYPE: G - Glass Bottle/Jar SS - Stainless Steel Sleeve SB - Brass Sleeve P - Plastic Bottle/Jar

PRESERVATIVES: (Water Only) HCL NaOH NR (None required) H_2SO_4

RELINQUISHED BY	SIGNATURE	TETRA TECH, INC.	DATE 01/19/11	TIME 0530
RECEIVED BY	SIGNATURE	COMPANY ESS Laboratory	DATE 1-19-11	TIME 1530
RELINQUISHED BY	SIGNATURE	COMPANY ESS Laboratory	DATE 1-19-11	TIME 1730
RECEIVED BY	SIGNATURE	COMPANY ESS	DATE 1/19/11	TIME 0730

TOTAL NUMBER OF CONTAINERS ON THIS CHAIN OF CUSTODY: 14

METHOD OF SHIPMENT/SHIPMENT NO.: Courier

Special Shipping/Handling/Storage Requirements:

DISTRIBUTION: White and Pink = Tetra Tech, Inc. Canary = Laboratory

X:\GIS\ATT-MISC\CCOCR.CDR

A1A1651 AB JAN 19 2011

E.S.BABCOCK&Sons,Inc.
Environmental Laboratories est 1906

Client Name: Tetra Tech, Inc. - San Bernardino
Contact: Mark Feldman
Address: 301 E. Vanderbilt Way Suite 450
San Bernardino, CA 92408

Report Date: 02-Feb-2011

Project Name: Tetra-Tech Lockheed
Project Number: [none]

Work Order Number: A1A1651

Received on Ice (Y/N): Yes Temp: 3 °C

Approval

Enclosed are the analytical results for the submitted sample(s). Babcock Laboratories certify the data presented as part of this report meet the minimum quality standards in the referenced analytical methods. Any exceptions have been noted. Babcock Laboratories and its officers and employees assume no responsibility and make no warranty, express or implied, for uses or interpretations made by any recipients, intended or unintended, of this report.

Lorenzo Rodriguez

Lorenzo (Z) Rodriguez

Project Manager

cc:

mailing
P.O Box 432
Riverside, CA 92502-0432

location
6100 Quail Valley Court
Riverside, CA 92507-0704

P 951 653 3351
F 951 653 1662
www.babcocklabs.com

NELAP no, 02101CA
CA ELAP no. 2698
EPA no. CA00102

E.S.BABCOCK&Sons,Inc.
Environmental Laboratories est 1906

Client Name: Tetra Tech, Inc. - San Bernardino
Contact: Mark Feldman
Address: 301 E. Vanderbilt Way Suite 450
San Bernardino, CA 92408

Report Date: 11-Feb-2011

Project Name: Tetra-Tech Lockheed
Project Number: [none]

Work Order Number: A1A1779

Received on Ice (Y/N): Yes Temp: 3 °C

Attached is the analytical report for the sample(s) received for your project. Below is a list of the individual sample descriptions with the corresponding laboratory number(s). Also, enclosed is a copy of the Chain of Custody document (if received with your sample(s)). Please note any unused portion of the sample(s) may be responsibly discarded after 30 days from the above report date, unless you have requested otherwise.

Thank you for the opportunity to serve your analytical needs. If you have any questions or concerns regarding this report please contact our client service department.

Sample Identification

Lab Sample #	Client Sample ID	Matrix	Date Sampled	By	Date Submitted	By
A1A1779-01	LTB-011911 LMC Beaumont Site 1	Liquid	01/19/11 07:00	Jose R. Santoya	01/20/11 07:30	William Bayle
A1A1779-02	LEB1-011911-BP LMC Beaumont Site 1	Liquid	01/19/11 07:30	Jose R. Santoya	01/20/11 07:30	William Bayle
A1A1779-03	LEB1-011911-BP-F LMC Beaumont Site 1	Liquid	01/19/11 07:30	Jose R. Santoya	01/20/11 07:30	William Bayle
A1A1779-04	MW-44 LMC Beaumont Site 1	Liquid	01/19/11 08:41	Jose R. Santoya	01/20/11 07:30	William Bayle
A1A1779-05	MW-44-F LMC Beaumont Site 1	Liquid	01/19/11 08:41	Jose R. Santoya	01/20/11 07:30	William Bayle

The following samples were split from an unpreserved container at the laboratory after submittal and preserved appropriately. Federal guidelines (40CFR Parts 136 and 141) instruct preservation be performed on a separate container collected at site:

A1A1779-02

A1A1779-04

Note: Analyses RSK-175 and AM20GAX were subcontracted to Microseeps. Microseeps data begins to appear on page 27.

E.S.BABCOCK&Sons,Inc.
Environmental Laboratories est 1906

Client Name: Tetra Tech, Inc. - San Bernardino
Contact: Mark Feldman
Address: 301 E. Vanderbilt Way Suite 450
San Bernardino, CA 92408

Report Date: 11-Feb-2011

Project Name: Tetra-Tech Lockheed
Project Number: [none]

Work Order Number: A1A1779

Received on Ice (Y/N): Yes Temp: 3 °C

Laboratory Reference Number
A1A1779-01

Sample Description	Matrix	Sampled Date/Time	Received Date/Time
LTB-011911 LMC Beaumont Site 1	Liquid	01/19/11 07:00	01/20/11 7:30

Analyte(s)	Result	RDL	MDL	Units	Method	Analysis Date	Analyst	Flag
Volatile Organic Compounds by EPA 8260B								
1,1,1-Trichloroethane	ND	0.50	0.12	ug/L	EPA 8260B	01/31/11 22:29	eec	
1,1,2,2-Tetrachloroethane	ND	0.50	0.29	ug/L	EPA 8260B	01/31/11 22:29	eec	
1,1,2-Trichloroethane	ND	0.50	0.31	ug/L	EPA 8260B	01/31/11 22:29	eec	
1,1-Dichloroethane	ND	0.50	0.098	ug/L	EPA 8260B	01/31/11 22:29	eec	
1,1-Dichloroethene	ND	0.50	0.12	ug/L	EPA 8260B	01/31/11 22:29	eec	
1,2,3-Trichloropropane	ND	0.50	0.29	ug/L	EPA 8260B	01/31/11 22:29	eec	
1,2-Dichlorobenzene	ND	0.50	0.20	ug/L	EPA 8260B	01/31/11 22:29	eec	
1,2-Dichloroethane	ND	0.50	0.21	ug/L	EPA 8260B	01/31/11 22:29	eec	
1,2-Dichloropropane	ND	0.50	0.19	ug/L	EPA 8260B	01/31/11 22:29	eec	
1,3-Dichlorobenzene	ND	0.50	0.15	ug/L	EPA 8260B	01/31/11 22:29	eec	
1,4-Dichlorobenzene	ND	0.50	0.072	ug/L	EPA 8260B	01/31/11 22:29	eec	
2-Butanone(MEK)	ND	3.0	1.2	ug/L	EPA 8260B	01/31/11 22:29	eec	
2-Hexanone	ND	5.0	1.2	ug/L	EPA 8260B	01/31/11 22:29	eec	
4-Methyl-2-Pentanone(MIBK)	ND	5.0	0.95	ug/L	EPA 8260B	01/31/11 22:29	eec	
Acetone	ND	10	5.0	ug/L	EPA 8260B	01/31/11 22:29	eec	
Benzene	ND	0.50	0.14	ug/L	EPA 8260B	01/31/11 22:29	eec	
Bromodichloromethane	ND	0.50	0.11	ug/L	EPA 8260B	01/31/11 22:29	eec	
Bromoform	ND	1.0	0.50	ug/L	EPA 8260B	01/31/11 22:29	eec	
Bromomethane	ND	0.50	0.48	ug/L	EPA 8260B	01/31/11 22:29	eec	
Carbon Disulfide	ND	0.50	0.36	ug/L	EPA 8260B	01/31/11 22:29	eec	
Carbon Tetrachloride	ND	0.50	0.15	ug/L	EPA 8260B	01/31/11 22:29	eec	
Chlorobenzene	ND	0.50	0.23	ug/L	EPA 8260B	01/31/11 22:29	eec	
Chloroethane	ND	0.50	0.35	ug/L	EPA 8260B	01/31/11 22:29	eec	
Chloroform	ND	0.50	0.46	ug/L	EPA 8260B	01/31/11 22:29	eec	
Chloromethane	ND	0.50	0.36	ug/L	EPA 8260B	01/31/11 22:29	eec	
cis-1,2-Dichloroethene	ND	0.50	0.18	ug/L	EPA 8260B	01/31/11 22:29	eec	
cis-1,3-Dichloropropene	ND	0.50	0.30	ug/L	EPA 8260B	01/31/11 22:29	eec	
Dibromochloromethane	ND	0.50	0.37	ug/L	EPA 8260B	01/31/11 22:29	eec	
Ethylbenzene	ND	0.50	0.26	ug/L	EPA 8260B	01/31/11 22:29	eec	
Methyl tert Butyl Ether	ND	5.0	0.43	ug/L	EPA 8260B	01/31/11 22:29	eec	
Methylene Chloride	0.26	3.0	0.15	ug/L	EPA 8260B	01/31/11 22:29	eec	J
Styrene	ND	0.50	0.22	ug/L	EPA 8260B	01/31/11 22:29	eec	
Tetrachloroethene	ND	0.50	0.23	ug/L	EPA 8260B	01/31/11 22:29	eec	

E.S.BABCOCK&Sons,Inc.
Environmental Laboratories est 1906

Client Name: Tetra Tech, Inc. - San Bernardino
Contact: Mark Feldman
Address: 301 E. Vanderbilt Way Suite 450
San Bernardino, CA 92408

Report Date: 11-Feb-2011

Project Name: Tetra-Tech Lockheed
Project Number: [none]

Work Order Number: A1A1779

Received on Ice (Y/N): Yes Temp: 3 °C

Laboratory Reference Number
A1A1779-01

Sample Description	Matrix	Sampled Date/Time	Received Date/Time
LTB-011911 LMC Beaumont Site 1	Liquid	01/19/11 07:00	01/20/11 7:30

Analyte(s)	Result		RDL	MDL	Units	Method	Analysis Date	Analyst	Flag
Volatile Organic Compounds by EPA 8260B									
Toluene	ND		0.50	0.22	ug/L	EPA 8260B	01/31/11 22:29	eec	
trans-1,2-Dichloroethene	ND		0.50	0.10	ug/L	EPA 8260B	01/31/11 22:29	eec	
trans-1,3-Dichloropropene	ND		0.50	0.24	ug/L	EPA 8260B	01/31/11 22:29	eec	
Trichloroethene	ND		0.50	0.25	ug/L	EPA 8260B	01/31/11 22:29	eec	
Trichlorofluoromethane	ND		5.0	0.16	ug/L	EPA 8260B	01/31/11 22:29	eec	
Vinyl Acetate	ND		10	0.48	ug/L	EPA 8260B	01/31/11 22:29	eec	
Vinyl Chloride	ND		0.50	0.13	ug/L	EPA 8260B	01/31/11 22:29	eec	
Xylenes (m+p)	ND		0.50	0.36	ug/L	EPA 8260B	01/31/11 22:29	eec	
Xylenes (ortho)	ND		0.50	0.41	ug/L	EPA 8260B	01/31/11 22:29	eec	
1,4-Dioxane	ND		35	9.3	ug/L	EPA 8260B	01/31/11 22:29	eec	
Surrogate: 1,2-Dichloroethane-d4	103	%	80-124			EPA 8260B	01/31/11 22:29	eec	
Surrogate: Bromofluorobenzene	103	%	80-120			EPA 8260B	01/31/11 22:29	eec	
Surrogate: Toluene-d8	98.4	%	80-120			EPA 8260B	01/31/11 22:29	eec	

E.S.BABCOCK&Sons,Inc.
Environmental Laboratories est 1906

Client Name: Tetra Tech, Inc. - San Bernardino
Contact: Mark Feldman
Address: 301 E. Vanderbilt Way Suite 450
San Bernardino, CA 92408

Report Date: 11-Feb-2011

Project Name: Tetra-Tech Lockheed
Project Number: [none]

Work Order Number: A1A1779

Received on Ice (Y/N): Yes Temp: 3 °C

Laboratory Reference Number
A1A1779-02

Sample Description	Matrix	Sampled Date/Time	Received Date/Time
LEB1-011911-BP LMC Beaumont Site 1	Liquid	01/19/11 07:30	01/20/11 7:30

Analyte(s)	Result	RDL	MDL	Units	Method	Analysis Date	Analyst	Flag
Anions								
Total Alkalinity	3.0	3.0	1.7	mg/L	SM 2320B	01/31/11 11:50	jma	
Hydroxide	ND	3.0	1.7	mg/L	SM 2320B	01/31/11 11:50	jma	
Carbonate	ND	3.0	1.7	mg/L	SM 2320B	01/31/11 11:50	jma	
Bicarbonate	3.7	3.0	1.7	mg/L	SM 2320B	01/31/11 11:50	jma	
Chloride	0.50	1.0	0.50	mg/L	EPA 300.0	01/21/11 21:27	ss	J
Sulfate	ND	0.50	0.37	mg/L	EPA 300.0	01/20/11 22:06	SS	
Nitrate as N	ND	0.20	0.11	mg/L	EPA 300.0	01/20/11 22:06	SS	
Solids								
Total Dissolved Solids	8.0	10	5.5	mg/L	SM 2540C	01/24/11 09:00	hgg	J
Oxyhalides								
Chlorate	ND	1.0	1.0	ug/L*	EPA 332.0-M	01/22/11 03:00	aa	
General Inorganics								
Perchlorate	ND	0.10	0.071	ug/L*	EPA 332.0	01/25/11 15:40	aa	
Nutrients								
Nitrite as N	ND	0.10	0.017	mg/L	SM 4500NO2 B	01/20/11 17:12	kam	
Metals and Metalloids; EPA SW846 Series								
Iron	ND	20	2.3	ug/L	EPA 6010B	01/21/11 16:11	lmt	
Volatile Organic Compounds by EPA 8260B								
1,1,1-Trichloroethane	ND	0.50	0.12	ug/L	EPA 8260B	02/01/11 01:23	eec	
1,1,2,2-Tetrachloroethane	ND	0.50	0.29	ug/L	EPA 8260B	02/01/11 01:23	eec	
1,1,2-Trichloroethane	ND	0.50	0.31	ug/L	EPA 8260B	02/01/11 01:23	eec	
1,1-Dichloroethane	ND	0.50	0.098	ug/L	EPA 8260B	02/01/11 01:23	eec	
1,1-Dichloroethene	0.63	0.50	0.12	ug/L	EPA 8260B	02/01/11 01:23	eec	
1,2,3-Trichloropropane	ND	0.50	0.29	ug/L	EPA 8260B	02/01/11 01:23	eec	
1,2-Dichlorobenzene	ND	0.50	0.20	ug/L	EPA 8260B	02/01/11 01:23	eec	
1,2-Dichloroethane	ND	0.50	0.21	ug/L	EPA 8260B	02/01/11 01:23	eec	
1,2-Dichloropropane	ND	0.50	0.19	ug/L	EPA 8260B	02/01/11 01:23	eec	
1,3-Dichlorobenzene	ND	0.50	0.15	ug/L	EPA 8260B	02/01/11 01:23	eec	
1,4-Dichlorobenzene	ND	0.50	0.072	ug/L	EPA 8260B	02/01/11 01:23	eec	

E.S.BABCOCK&Sons,Inc.
Environmental Laboratories est 1906

Client Name: Tetra Tech, Inc. - San Bernardino
Contact: Mark Feldman
Address: 301 E. Vanderbilt Way Suite 450
San Bernardino, CA 92408

Report Date: 11-Feb-2011

Project Name: Tetra-Tech Lockheed
Project Number: [none]

Work Order Number: A1A1779

Received on Ice (Y/N): Yes Temp: 3 °C

Laboratory Reference Number
A1A1779-02

Sample Description	Matrix	Sampled Date/Time	Received Date/Time
LEB1-011911-BP LMC Beaumont Site 1	Liquid	01/19/11 07:30	01/20/11 7:30

Analyte(s)	Result	RDL	MDL	Units	Method	Analysis Date	Analyst	Flag
Volatile Organic Compounds by EPA 8260B								
2-Butanone(MEK)	ND	3.0	1.2	ug/L	EPA 8260B	02/01/11 01:23	eec	
2-Hexanone	ND	5.0	1.2	ug/L	EPA 8260B	02/01/11 01:23	eec	
4-Methyl-2-Pentanone(MIBK)	ND	5.0	0.95	ug/L	EPA 8260B	02/01/11 01:23	eec	
Acetone	ND	10	5.0	ug/L	EPA 8260B	02/01/11 01:23	eec	
Benzene	ND	0.50	0.14	ug/L	EPA 8260B	02/01/11 01:23	eec	
Bromodichloromethane	ND	0.50	0.11	ug/L	EPA 8260B	02/01/11 01:23	eec	
Bromoform	ND	1.0	0.50	ug/L	EPA 8260B	02/01/11 01:23	eec	
Bromomethane	ND	0.50	0.48	ug/L	EPA 8260B	02/01/11 01:23	eec	
Carbon Disulfide	ND	0.50	0.36	ug/L	EPA 8260B	02/01/11 01:23	eec	
Carbon Tetrachloride	ND	0.50	0.15	ug/L	EPA 8260B	02/01/11 01:23	eec	
Chlorobenzene	ND	0.50	0.23	ug/L	EPA 8260B	02/01/11 01:23	eec	
Chloroethane	ND	0.50	0.35	ug/L	EPA 8260B	02/01/11 01:23	eec	
Chloroform	ND	0.50	0.46	ug/L	EPA 8260B	02/01/11 01:23	eec	
Chloromethane	ND	0.50	0.36	ug/L	EPA 8260B	02/01/11 01:23	eec	
cis-1,2-Dichloroethene	ND	0.50	0.18	ug/L	EPA 8260B	02/01/11 01:23	eec	
cis-1,3-Dichloropropene	ND	0.50	0.30	ug/L	EPA 8260B	02/01/11 01:23	eec	
Dibromochloromethane	ND	0.50	0.37	ug/L	EPA 8260B	02/01/11 01:23	eec	
Ethylbenzene	ND	0.50	0.26	ug/L	EPA 8260B	02/01/11 01:23	eec	
Methyl tert Butyl Ether	ND	5.0	0.43	ug/L	EPA 8260B	02/01/11 01:23	eec	
Methylene Chloride	0.35	3.0	0.15	ug/L	EPA 8260B	02/01/11 01:23	eec	J
Styrene	ND	0.50	0.22	ug/L	EPA 8260B	02/01/11 01:23	eec	
Tetrachloroethene	ND	0.50	0.23	ug/L	EPA 8260B	02/01/11 01:23	eec	
Toluene	ND	0.50	0.22	ug/L	EPA 8260B	02/01/11 01:23	eec	
trans-1,2-Dichloroethene	ND	0.50	0.10	ug/L	EPA 8260B	02/01/11 01:23	eec	
trans-1,3-Dichloropropene	ND	0.50	0.24	ug/L	EPA 8260B	02/01/11 01:23	eec	
Trichloroethene	1.9	0.50	0.25	ug/L	EPA 8260B	02/01/11 01:23	eec	
Trichlorofluoromethane	ND	5.0	0.16	ug/L	EPA 8260B	02/01/11 01:23	eec	
Vinyl Acetate	ND	10	0.48	ug/L	EPA 8260B	02/01/11 01:23	eec	
Vinyl Chloride	ND	0.50	0.13	ug/L	EPA 8260B	02/01/11 01:23	eec	
Xylenes (m+p)	ND	0.50	0.36	ug/L	EPA 8260B	02/01/11 01:23	eec	
Xylenes (ortho)	ND	0.50	0.41	ug/L	EPA 8260B	02/01/11 01:23	eec	
1,4-Dioxane	ND	35	9.3	ug/L	EPA 8260B	02/01/11 01:23	eec	
Surrogate: 1,2-Dichloroethane-d4	100	% 80-124			EPA 8260B	02/01/11 01:23	eec	

E.S.BABCOCK&Sons,Inc.
Environmental Laboratories est 1906

Client Name: Tetra Tech, Inc. - San Bernardino
Contact: Mark Feldman
Address: 301 E. Vanderbilt Way Suite 450
San Bernardino, CA 92408

Report Date: 11-Feb-2011

Project Name: Tetra-Tech Lockheed
Project Number: [none]

Work Order Number: A1A1779

Received on Ice (Y/N): Yes Temp: 3 °C

Laboratory Reference Number
A1A1779-02

Sample Description	Matrix	Sampled Date/Time	Received Date/Time
LEB1-011911-BP LMC Beaumont Site 1	Liquid	01/19/11 07:30	01/20/11 7:30

Analyte(s)	Result		RDL	MDL	Units	Method	Analysis Date	Analyst	Flag
Volatile Organic Compounds by EPA 8260B									
Surrogate: Bromofluorobenzene	102	%	80-120			EPA 8260B	02/01/11 01:23	eec	
Surrogate: Toluene-d8	99.4	%	80-120			EPA 8260B	02/01/11 01:23	eec	
Semivolatile Organic Compounds by EPA 8270C SIM									
1,4-Dioxane	ND		0.20	0.10	ug/L	EPA8270C M	01/26/11 01:26	DF	

E.S.BABCOCK&Sons,Inc.
Environmental Laboratories est 1906

Client Name: Tetra Tech, Inc. - San Bernardino
Contact: Mark Feldman
Address: 301 E. Vanderbilt Way Suite 450
San Bernardino, CA 92408

Report Date: 11-Feb-2011

Project Name: Tetra-Tech Lockheed
Project Number: [none]

Work Order Number: A1A1779

Received on Ice (Y/N): Yes Temp: 3 °C

Laboratory Reference Number
A1A1779-03

Sample Description	Matrix	Sampled Date/Time	Received Date/Time
LEB1-011911-BP-F LMC Beaumont Site 1	Liquid	01/19/11 07:30	01/20/11 7:30

Analyte(s)	Result	RDL	MDL	Units	Method	Analysis Date	Analyst	Flag
Aggregate Organic Compounds								
Dissolved Organic Carbon	0.36	0.70	0.36	mg/L	SM 5310B	01/27/11 17:25	cmd	N-TOC, J
Metals and Metalloids; EPA SW846 Series								
Manganese	0.30	10	0.24	ug/L	EPA 6010B	01/25/11 16:22	lmt	J

Client Name: Tetra Tech, Inc. - San Bernardino
Contact: Mark Feldman
Address: 301 E. Vanderbilt Way Suite 450
San Bernardino, CA 92408

Report Date: 11-Feb-2011

Project Name: Tetra-Tech Lockheed
Project Number: [none]

Work Order Number: A1A1779

Received on Ice (Y/N): Yes Temp: 3 °C

Laboratory Reference Number
A1A1779-04

Sample Description	Matrix	Sampled Date/Time	Received Date/Time
MW-44 LMC Beaumont Site 1	Liquid	01/19/11 08:41	01/20/11 7:30

Analyte(s)	Result	RDL	MDL	Units	Method	Analysis Date	Analyst	Flag
Anions								
Total Alkalinity	91	3.0	1.7	mg/L	SM 2320B	01/31/11 11:50	jma	
Hydroxide	ND	3.0	1.7	mg/L	SM 2320B	01/31/11 11:50	jma	
Carbonate	ND	3.0	1.7	mg/L	SM 2320B	01/31/11 11:50	jma	
Bicarbonate	110	3.0	1.7	mg/L	SM 2320B	01/31/11 11:50	jma	
Chloride	8.6	1.0	0.50	mg/L	EPA 300.0	01/21/11 21:35	ss	
Sulfate	16	0.50	0.37	mg/L	EPA 300.0	01/20/11 22:17	SS	
Nitrate as N	12	0.20	0.11	mg/L	EPA 300.0	01/20/11 22:17	SS	
Solids								
Total Dissolved Solids	230	20	11	mg/L	SM 2540C	01/24/11 09:00	hgg	
Oxyhalides								
Chlorate	ND	1.0	1.0	ug/L*	EPA 332.0-M	01/22/11 03:00	aa	
General Inorganics								
Perchlorate	990	50	35	ug/L*	EPA 332.0	01/25/11 15:40	aa	
Nutrients								
Nitrite as N	ND	0.10	0.017	mg/L	SM 4500NO2 B	01/20/11 17:12	kam	
Metals and Metalloids; EPA SW846 Series								
Iron	180	20	2.3	ug/L	EPA 6010B	01/21/11 16:13	lmt	
Volatile Organic Compounds by EPA 8260B								
1,1,1-Trichloroethane	0.34	0.50	0.12	ug/L	EPA 8260B	02/01/11 14:43	eec	J
1,1,2,2-Tetrachloroethane	ND	0.50	0.29	ug/L	EPA 8260B	02/01/11 14:43	eec	
1,1,2-Trichloroethane	0.36	0.50	0.31	ug/L	EPA 8260B	02/01/11 14:43	eec	J
1,1-Dichloroethane	2.3	0.50	0.098	ug/L	EPA 8260B	02/01/11 14:43	eec	
1,1-Dichloroethene	88	0.50	0.12	ug/L	EPA 8260B	02/01/11 14:43	eec	
1,2,3-Trichloropropane	ND	0.50	0.29	ug/L	EPA 8260B	02/01/11 14:43	eec	
1,2-Dichlorobenzene	ND	0.50	0.20	ug/L	EPA 8260B	02/01/11 14:43	eec	
1,2-Dichloroethane	0.79	0.50	0.21	ug/L	EPA 8260B	02/01/11 14:43	eec	
1,2-Dichloropropane	ND	0.50	0.19	ug/L	EPA 8260B	02/01/11 14:43	eec	
1,3-Dichlorobenzene	ND	0.50	0.15	ug/L	EPA 8260B	02/01/11 14:43	eec	
1,4-Dichlorobenzene	ND	0.50	0.072	ug/L	EPA 8260B	02/01/11 14:43	eec	

E.S.BABCOCK&Sons,Inc.
Environmental Laboratories est 1906

Client Name: Tetra Tech, Inc. - San Bernardino
Contact: Mark Feldman
Address: 301 E. Vanderbilt Way Suite 450
San Bernardino, CA 92408

Report Date: 11-Feb-2011

Project Name: Tetra-Tech Lockheed
Project Number: [none]

Work Order Number: A1A1779

Received on Ice (Y/N): Yes Temp: 3 °C

Laboratory Reference Number
A1A1779-04

Sample Description	Matrix	Sampled Date/Time	Received Date/Time
MW-44 LMC Beaumont Site 1	Liquid	01/19/11 08:41	01/20/11 7:30

Analyte(s)	Result	RDL	MDL	Units	Method	Analysis Date	Analyst	Flag
Volatile Organic Compounds by EPA 8260B								
2-Butanone(MEK)	ND	3.0	1.2	ug/L	EPA 8260B	02/01/11 14:43	eec	
2-Hexanone	ND	5.0	1.2	ug/L	EPA 8260B	02/01/11 14:43	eec	
4-Methyl-2-Pentanone(MIBK)	ND	5.0	0.95	ug/L	EPA 8260B	02/01/11 14:43	eec	
Acetone	ND	10	5.0	ug/L	EPA 8260B	02/01/11 14:43	eec	
Benzene	ND	0.50	0.14	ug/L	EPA 8260B	02/01/11 14:43	eec	
Bromodichloromethane	ND	0.50	0.11	ug/L	EPA 8260B	02/01/11 14:43	eec	
Bromoform	ND	1.0	0.50	ug/L	EPA 8260B	02/01/11 14:43	eec	
Bromomethane	ND	0.50	0.48	ug/L	EPA 8260B	02/01/11 14:43	eec	
Carbon Disulfide	ND	0.50	0.36	ug/L	EPA 8260B	02/01/11 14:43	eec	
Carbon Tetrachloride	ND	0.50	0.15	ug/L	EPA 8260B	02/01/11 14:43	eec	
Chlorobenzene	ND	0.50	0.23	ug/L	EPA 8260B	02/01/11 14:43	eec	
Chloroethane	ND	0.50	0.35	ug/L	EPA 8260B	02/01/11 14:43	eec	
Chloroform	1.5	0.50	0.46	ug/L	EPA 8260B	02/01/11 14:43	eec	
Chloromethane	ND	0.50	0.36	ug/L	EPA 8260B	02/01/11 14:43	eec	
cis-1,2-Dichloroethene	0.40	0.50	0.18	ug/L	EPA 8260B	02/01/11 14:43	eec	J
cis-1,3-Dichloropropene	ND	0.50	0.30	ug/L	EPA 8260B	02/01/11 14:43	eec	
Dibromochloromethane	ND	0.50	0.37	ug/L	EPA 8260B	02/01/11 14:43	eec	
Ethylbenzene	ND	0.50	0.26	ug/L	EPA 8260B	02/01/11 14:43	eec	
Methyl tert Butyl Ether	ND	5.0	0.43	ug/L	EPA 8260B	02/01/11 14:43	eec	
Methylene Chloride	0.26	3.0	0.15	ug/L	EPA 8260B	02/01/11 14:43	eec	J
Styrene	ND	0.50	0.22	ug/L	EPA 8260B	02/01/11 14:43	eec	
Tetrachloroethene	ND	0.50	0.23	ug/L	EPA 8260B	02/01/11 14:43	eec	
Toluene	ND	0.50	0.22	ug/L	EPA 8260B	02/01/11 14:43	eec	
trans-1,2-Dichloroethene	ND	0.50	0.10	ug/L	EPA 8260B	02/01/11 14:43	eec	
trans-1,3-Dichloropropene	ND	0.50	0.24	ug/L	EPA 8260B	02/01/11 14:43	eec	
Trichloroethene	100	0.50	0.25	ug/L	EPA 8260B	02/01/11 14:43	eec	
Trichlorofluoromethane	ND	5.0	0.16	ug/L	EPA 8260B	02/01/11 14:43	eec	
Vinyl Acetate	ND	10	0.48	ug/L	EPA 8260B	02/01/11 14:43	eec	
Vinyl Chloride	ND	0.50	0.13	ug/L	EPA 8260B	02/01/11 14:43	eec	
Xylenes (m+p)	ND	0.50	0.36	ug/L	EPA 8260B	02/01/11 14:43	eec	
Xylenes (ortho)	ND	0.50	0.41	ug/L	EPA 8260B	02/01/11 14:43	eec	
1,4-Dioxane	23	35	9.3	ug/L	EPA 8260B	02/01/11 14:43	eec	J
Surrogate: 1,2-Dichloroethane-d4	102	% 80-124			EPA 8260B	02/01/11 14:43	eec	

E.S.BABCOCK&Sons,Inc.
Environmental Laboratories est 1906

Client Name: Tetra Tech, Inc. - San Bernardino
Contact: Mark Feldman
Address: 301 E. Vanderbilt Way Suite 450
San Bernardino, CA 92408

Report Date: 11-Feb-2011

Project Name: Tetra-Tech Lockheed
Project Number: [none]

Work Order Number: A1A1779

Received on Ice (Y/N): Yes Temp: 3 °C

Laboratory Reference Number

A1A1779-04

Sample Description	Matrix	Sampled Date/Time	Received Date/Time
MW-44 LMC Beaumont Site 1	Liquid	01/19/11 08:41	01/20/11 7:30

Analyte(s)	Result		RDL	MDL	Units	Method	Analysis Date	Analyst	Flag
Volatile Organic Compounds by EPA 8260B									
Surrogate: Bromofluorobenzene	102	%	80-120			EPA 8260B	02/01/11 14:43	eec	
Surrogate: Toluene-d8	97.5	%	80-120			EPA 8260B	02/01/11 14:43	eec	
Semivolatile Organic Compounds by EPA 8270C SIM									
1,4-Dioxane	25		0.20	0.10	ug/L	EPA8270C M	01/31/11 16:43	KOS	

E.S.BABCOCK&Sons,Inc.
Environmental Laboratories est 1906

Client Name: Tetra Tech, Inc. - San Bernardino
Contact: Mark Feldman
Address: 301 E. Vanderbilt Way Suite 450
San Bernardino, CA 92408

Report Date: 11-Feb-2011

Project Name: Tetra-Tech Lockheed
Project Number: [none]

Work Order Number: A1A1779

Received on Ice (Y/N): Yes Temp: 3 °C

Laboratory Reference Number
A1A1779-05

Sample Description	Matrix	Sampled Date/Time	Received Date/Time
MW-44-F LMC Beaumont Site 1	Liquid	01/19/11 08:41	01/20/11 7:30

Analyte(s)	Result	RDL	MDL	Units	Method	Analysis Date	Analyst	Flag
Aggregate Organic Compounds								
Dissolved Organic Carbon	0.40	0.70	0.36	mg/L	SM 5310B	01/27/11 17:25	cmd	N-TOC, J
Metals and Metalloids; EPA SW846 Series								
Manganese	0.25	10	0.24	ug/L	EPA 6010B	01/25/11 16:24	lmt	J

Client Name: Tetra Tech, Inc. - San Bernardino
Contact: Mark Feldman
Address: 301 E. Vanderbilt Way Suite 450
San Bernardino, CA 92408

Report Date: 11-Feb-2011

Project Name: Tetra-Tech Lockheed
Project Number: [none]

Work Order Number: A1A1779

Received on Ice (Y/N): Yes Temp: 3 °C

Anions - Batch Quality Control

Analyte(s)	Result	RDL	MDL	Units	Spike Level	Source Result	%REC	%REC Limits	RPD	RPD Limit	Flag
Batch 1A20054 - Analyzed as received											
Blank (1A20054-BLK1)					Prepared & Analyzed: 01/20/11						
Sulfate	ND	0.50	0.37	mg/L							
Nitrate as N	ND	0.20	0.11	mg/L							
LCS (1A20054-BS1)					Prepared & Analyzed: 01/20/11						
Sulfate	51.9	0.50	0.37	mg/L	50.0		104	90-110			
Nitrate as N	12.8	0.20	0.11	mg/L	11.3		113	90-110			QL-MS
Matrix Spike (1A20054-MS1)				**Source: A1A1779-02**	Prepared & Analyzed: 01/20/11						
Sulfate	110	0.50	0.37	mg/L	100	ND	110	87-114			
Nitrate as N	4.80	0.20	0.11	mg/L	4.52	ND	106	78-120			
Matrix Spike (1A20054-MS2)				**Source: A1A1785-05**	Prepared & Analyzed: 01/20/11						
Sulfate	109	0.50	0.37	mg/L	100	12.2	96.3	87-114			
Nitrate as N	9.89	0.20	0.11	mg/L	4.52	5.11	106	78-120			
Matrix Spike Dup (1A20054-MSD1)				**Source: A1A1779-02**	Prepared & Analyzed: 01/20/11						
Sulfate	103	0.50	0.37	mg/L	100	ND	103	87-114	6.74	20	
Nitrate as N	4.84	0.20	0.11	mg/L	4.52	ND	107	78-120	0.860	20	
Batch 1A21052 - Analyzed as received											
Blank (1A21052-BLK1)					Prepared & Analyzed: 01/21/11						
Chloride	ND	1.0	0.50	mg/L							
LCS (1A21052-BS1)					Prepared & Analyzed: 01/21/11						
Chloride	50.2	1.0	0.50	mg/L	50.0		100	90-110			

E.S.BABCOCK&Sons,Inc.
Environmental Laboratories est 1906

Client Name: Tetra Tech, Inc. - San Bernardino
Contact: Mark Feldman
Address: 301 E. Vanderbilt Way Suite 450
San Bernardino, CA 92408

Report Date: 11-Feb-2011

Project Name: Tetra-Tech Lockheed
Project Number: [none]

Work Order Number: A1A1779

Received on Ice (Y/N): Yes Temp: 3 °C

Anions - Batch Quality Control

Analyte(s)	Result	RDL	MDL	Units	Spike Level	Source Result	%REC	%REC Limits	RPD	RPD Limit	Flag
Batch 1A21052 - Analyzed as received											
Matrix Spike (1A21052-MS1)			**Source: A1A1924-02**		Prepared & Analyzed: 01/21/11						
Chloride	51.8	1.0	0.50	mg/L	50.0	0.600	102	90-122			
Matrix Spike (1A21052-MS2)			**Source: A1A1924-03**		Prepared: 01/21/11 Analyzed: 01/22/11						
Chloride	92.0	1.0	0.50	mg/L	50.0	33.5	117	90-122			
Matrix Spike Dup (1A21052-MSD1)			**Source: A1A1924-02**		Prepared & Analyzed: 01/21/11						
Chloride	53.4	1.0	0.50	mg/L	50.0	0.600	106	90-122	3.15	20	
Batch 1A31005 - Analyzed as received											
Blank (1A31005-BLK1)					Prepared & Analyzed: 01/31/11						
Total Alkalinity	ND	3.0	1.7	mg/L							
Hydroxide	ND	3.0	1.7	mg/L							
Carbonate	ND	3.0	1.7	mg/L							
Bicarbonate	ND	3.0	1.7	mg/L							
LCS (1A31005-BS1)					Prepared & Analyzed: 01/31/11						
Total Alkalinity	456	3.0	1.7	mg/L	472		96.6	95-105			
Carbonate	271	3.0	1.7	mg/L	272		99.6	95-105			
Duplicate (1A31005-DUP1)			**Source: A1A1804-01**		Prepared & Analyzed: 01/31/11						
Total Alkalinity	550	6.0	3.4	mg/L		580			5.31	20	
Hydroxide	ND	6.0	3.4	mg/L		ND				20	
Carbonate	ND	6.0	3.4	mg/L		ND				20	
Bicarbonate	672	6.0	3.4	mg/L		708			5.22	20	
Duplicate (1A31005-DUP2)			**Source: A1A2129-01**		Prepared & Analyzed: 01/31/11						
Total Alkalinity	275	3.0	1.7	mg/L		282			2.51	20	
Hydroxide	ND	3.0	1.7	mg/L		ND				20	
Carbonate	ND	3.0	1.7	mg/L		ND				20	
Bicarbonate	333	3.0	1.7	mg/L		342			2.67	20	

E.S.BABCOCK&Sons,Inc.
Environmental Laboratories est 1906

Client Name: Tetra Tech, Inc. - San Bernardino
Contact: Mark Feldman
Address: 301 E. Vanderbilt Way Suite 450
San Bernardino, CA 92408

Report Date: 11-Feb-2011

Project Name: Tetra-Tech Lockheed
Project Number: [none]

Work Order Number: A1A1779

Received on Ice (Y/N): Yes Temp: 3 °C

Solids - Batch Quality Control

Analyte(s)	Result	RDL	MDL	Units	Spike Level	Source Result	%REC	%REC Limits	RPD	RPD Limit	Flag
Batch 1A24054 - Analyzed as received											
Blank (1A24054-BLK1)					Prepared & Analyzed: 01/24/11						
Total Dissolved Solids	ND	10	5.5	mg/L							
LCS (1A24054-BS1)					Prepared & Analyzed: 01/24/11						
Total Dissolved Solids	686	20	11	mg/L	746		92.0	90-110			
Duplicate (1A24054-DUP1)					**Source: A1A1698-01** Prepared & Analyzed: 01/24/11						
Total Dissolved Solids	6190	40	22	mg/L		6120			1.17	20	
Duplicate (1A24054-DUP2)					**Source: A1A1804-01** Prepared & Analyzed: 01/24/11						
Total Dissolved Solids	897	20	11	mg/L		896			0.112	20	

E.S.BABCOCK&Sons,Inc.
Environmental Laboratories est 1906

Client Name: Tetra Tech, Inc. - San Bernardino
Contact: Mark Feldman
Address: 301 E. Vanderbilt Way Suite 450
San Bernardino, CA 92408

Report Date: 11-Feb-2011

Project Name: Tetra-Tech Lockheed
Project Number: [none]

Work Order Number: A1A1779

Received on Ice (Y/N): Yes Temp: 3 °C

Aggregate Organic Compounds - Batch Quality Control

Analyte(s)	Result	RDL	MDL	Units	Spike Level	Source Result	%REC	%REC Limits	RPD	RPD Limit	Flag
Batch 1A25024 - As recieved											
Blank (1A25024-BLK1)					Prepared: 01/25/11 Analyzed: 01/27/11						
Dissolved Organic Carbon	ND	0.70	0.36	mg/L							
LCS (1A25024-BS1)					Prepared: 01/25/11 Analyzed: 01/27/11						
Dissolved Organic Carbon	4.41	0.70	0.36	mg/L	4.00		110	81.5-118			
Duplicate (1A25024-DUP1)				**Source: A1A1626-66**	Prepared: 01/25/11 Analyzed: 01/27/11						
Dissolved Organic Carbon	8.20	0.70	0.36	mg/L		8.34			1.73	200	
Matrix Spike (1A25024-MS1)				**Source: A1A1640-03**	Prepared: 01/25/11 Analyzed: 01/27/11						
Dissolved Organic Carbon	5.07	0.70	0.36	mg/L	4.00	1.57	87.5	80-120			
Matrix Spike Dup (1A25024-MSD1)				**Source: A1A1640-03**	Prepared: 01/25/11 Analyzed: 01/27/11						
Dissolved Organic Carbon	5.09	0.70	0.36	mg/L	4.00	1.57	88.0	80-120	0.394	10	

E.S.BABCOCK&Sons,Inc.
Environmental Laboratories est 1906

Client Name: Tetra Tech, Inc. - San Bernardino
Contact: Mark Feldman
Address: 301 E. Vanderbilt Way Suite 450
San Bernardino, CA 92408

Report Date: 11-Feb-2011

Project Name: Tetra-Tech Lockheed
Project Number: [none]

Work Order Number: A1A1779

Received on Ice (Y/N): Yes Temp: 3 °C

Oxyhalides - Batch Quality Control

Analyte(s)	Result	RDL	MDL	Units	Spike Level	Source Result	%REC	%REC Limits	RPD	RPD Limit	Flag
Batch 1A20044 - Analyzed as received											
Blank (1A20044-BLK1)					Prepared: 01/20/11 Analyzed: 01/22/11						
Chlorate	ND	1.0	1.0	ug/L*							
LCS (1A20044-BS1)					Prepared: 01/20/11 Analyzed: 01/22/11						
Chlorate	11.9	1.0	1.0	ug/L*	10.0		119	80-120			
Duplicate (1A20044-DUP1)				**Source: A1A1640-02**	Prepared: 01/20/11 Analyzed: 01/22/11						
Chlorate	ND	1.0	1.0	ug/L*		ND				20	
Matrix Spike (1A20044-MS1)				**Source: A1A1640-02**	Prepared: 01/20/11 Analyzed: 01/22/11						
Chlorate	10.5	1.0	1.0	ug/L*	10.0	ND	105	80-120			
Matrix Spike Dup (1A20044-MSD1)				**Source: A1A1640-02**	Prepared: 01/20/11 Analyzed: 01/22/11						
Chlorate	10.8	1.0	1.0	ug/L*	10.0	ND	108	80-120	2.60	20	

E.S.BABCOCK&Sons,Inc.
Environmental Laboratories est 1906

Client Name: Tetra Tech, Inc. - San Bernardino
Contact: Mark Feldman
Address: 301 E. Vanderbilt Way Suite 450
San Bernardino, CA 92408

Report Date: 11-Feb-2011

Project Name: Tetra-Tech Lockheed
Project Number: [none]

Work Order Number: A1A1779

Received on Ice (Y/N): Yes Temp: 3 °C

General Inorganics - Batch Quality Control

Analyte(s)	Result	RDL	MDL	Units	Spike Level	Source Result	%REC	%REC Limits	RPD	RPD Limit	Flag
Batch 1A24061 - Analyzed as received											
Blank (1A24061-BLK1)					Prepared: 01/24/11 Analyzed: 01/25/11						
Perchlorate	ND	0.10	0.071	ug/L*							
LCS (1A24061-BS1)					Prepared: 01/24/11 Analyzed: 01/25/11						
Perchlorate	4.91	0.10	0.071	ug/L*	5.00		98.3	80-120			
Duplicate (1A24061-DUP1)					**Source: A1A1924-03RE** Prepared: 01/24/11 Analyzed: 01/25/11						
Perchlorate	17200	200	140	ug/L*		16800			2.79	20	
Matrix Spike (1A24061-MS1)					**Source: A1A1924-03RE** Prepared: 01/24/11 Analyzed: 01/25/11						
Perchlorate	26600	200	140	ug/L*	10000	16800	NR	80-120			QOcal
Matrix Spike Dup (1A24061-MSD1)					**Source: A1A1924-03RE** Prepared: 01/24/11 Analyzed: 01/25/11						
Perchlorate	27800	200	140	ug/L*	10000	16800	NR	80-120	4.52	20	QOcal

Client Name: Tetra Tech, Inc. - San Bernardino
Contact: Mark Feldman
Address: 301 E. Vanderbilt Way Suite 450
San Bernardino, CA 92408

Report Date: 11-Feb-2011

Project Name: Tetra-Tech Lockheed
Project Number: [none]

Work Order Number: A1A1779

Received on Ice (Y/N): Yes Temp: 3 °C

Nutrients - Batch Quality Control

Analyte(s)	Result	RDL	MDL	Units	Spike Level	Source Result	%REC	%REC Limits	RPD	RPD Limit	Flag
Batch 1A20040 - Filter if turbid.											
LCS (1A20040-BS1)					Prepared & Analyzed: 01/20/11						
Nitrite as N	0.980	0.10	0.017	mg/L	1.00		98.0	90-110			
Matrix Spike (1A20040-MS1)				**Source: A1A1747-01**	Prepared & Analyzed: 01/20/11						
Nitrite as N	0.980	0.10	0.017	mg/L	1.00	ND	98.0	80-120			
Matrix Spike Dup (1A20040-MSD1)				**Source: A1A1747-01**	Prepared & Analyzed: 01/20/11						
Nitrite as N	1.01	0.10	0.017	mg/L	1.00	ND	101	80-120	3.02	20	

Client Name: Tetra Tech, Inc. - San Bernardino
Contact: Mark Feldman
Address: 301 E. Vanderbilt Way Suite 450
San Bernardino, CA 92408

Report Date: 11-Feb-2011

Project Name: Tetra-Tech Lockheed
Project Number: [none]

Work Order Number: A1A1779

Received on Ice (Y/N): Yes Temp: 3 °C

Metals and Metalloids; EPA SW846 Series - Batch Quality Control

Analyte(s)	Result	RDL	MDL	Units	Spike Level	Source Result	%REC	%REC Limits	RPD	RPD Limit	Flag
Batch 1A20048 - EPA 200.2 SOP M02C											
Blank (1A20048-BLK1)					Prepared & Analyzed: 01/21/11						
Iron	ND	20	2.3	ug/L							
LCS (1A20048-BS1)					Prepared & Analyzed: 01/21/11						
Iron	327	20	2.3	ug/L	333		98.2	85-115			
Matrix Spike (1A20048-MS1)				**Source: A1A1785-05**	Prepared & Analyzed: 01/21/11						
Iron	4270	20	2.3	ug/L	333	3990	81.9	75-125			
Matrix Spike Dup (1A20048-MSD1)				**Source: A1A1785-05**	Prepared & Analyzed: 01/21/11						
Iron	4220	20	2.3	ug/L	333	3990	68.6	75-125	1.04	20	QM-3x
Batch 1A24046 - 6010B/No Digest M09											
Blank (1A24046-BLK1)					Prepared & Analyzed: 01/25/11						
Manganese	ND	10	0.24	ug/L							
LCS (1A24046-BS1)					Prepared & Analyzed: 01/25/11						
Manganese	982	10	0.24	ug/L	1000		97.8	85-115			
Matrix Spike (1A24046-MS1)				**Source: A1A1640-03**	Prepared & Analyzed: 01/25/11						
Manganese	994	10	0.24	ug/L	1000	ND	99.0	75-125			
Matrix Spike Dup (1A24046-MSD1)				**Source: A1A1640-03**	Prepared & Analyzed: 01/25/11						
Manganese	1010	10	0.24	ug/L	1000	ND	101	75-125	1.63	20	

Client Name: Tetra Tech, Inc. - San Bernardino
Contact: Mark Feldman
Address: 301 E. Vanderbilt Way Suite 450
San Bernardino, CA 92408

Report Date: 11-Feb-2011

Project Name: Tetra-Tech Lockheed
Project Number: [none]

Work Order Number: A1A1779

Received on Ice (Y/N): Yes Temp: 3 °C

Volatile Organic Compounds by EPA 8260B - Batch Quality Control

Analyte(s)	Result	RDL	MDL	Units	Spike Level	Source Result	%REC	%REC Limits	RPD	RPD Limit	Flag
Batch 1A31044 - Purge and Trap											
Blank (1A31044-BLK1)					Prepared: 01/31/11 Analyzed: 02/01/11						
1,1,1-Trichloroethane	ND	0.50	0.12	ug/L							
1,1,2,2-Tetrachloroethane	ND	0.50	0.29	ug/L							
1,1,2-Trichloroethane	ND	0.50	0.31	ug/L							
1,1-Dichloroethane	ND	0.50	0.098	ug/L							
1,1-Dichloroethene	ND	0.50	0.12	ug/L							
1,2,3-Trichloropropane	ND	0.50	0.29	ug/L							
1,2-Dichlorobenzene	ND	0.50	0.20	ug/L							
1,2-Dichloroethane	ND	0.50	0.21	ug/L							
1,2-Dichloropropane	ND	0.50	0.19	ug/L							
1,3-Dichlorobenzene	ND	0.50	0.15	ug/L							
1,4-Dichlorobenzene	ND	0.50	0.072	ug/L							
2-Butanone(MEK)	ND	3.0	1.2	ug/L							
2-Hexanone	ND	5.0	1.2	ug/L							
4-Methyl-2-Pentanone(MIBK)	ND	5.0	0.95	ug/L							
Acetone	ND	10	5.0	ug/L							
Benzene	ND	0.50	0.14	ug/L							
Bromodichloromethane	ND	0.50	0.11	ug/L							
Bromoform	ND	1.0	0.50	ug/L							
Bromomethane	ND	0.50	0.48	ug/L							
Carbon Disulfide	ND	0.50	0.36	ug/L							
Carbon Tetrachloride	ND	0.50	0.15	ug/L							
Chlorobenzene	ND	0.50	0.23	ug/L							
Chloroethane	ND	0.50	0.35	ug/L							
Chloroform	ND	0.50	0.46	ug/L							
Chloromethane	ND	0.50	0.36	ug/L							
cis-1,2-Dichloroethene	ND	0.50	0.18	ug/L							
cis-1,3-Dichloropropene	ND	0.50	0.30	ug/L							
Dibromochloromethane	ND	0.50	0.37	ug/L							
Ethylbenzene	ND	0.50	0.26	ug/L							
Methyl tert Butyl Ether	ND	5.0	0.43	ug/L							
Methylene Chloride	ND	3.0	0.15	ug/L							
Styrene	ND	0.50	0.22	ug/L							
Tetrachloroethene	ND	0.50	0.23	ug/L							
Toluene	ND	0.50	0.22	ug/L							
trans-1,2-Dichloroethene	ND	0.50	0.10	ug/L							
trans-1,3-Dichloropropene	ND	0.50	0.24	ug/L							

Client Name: Tetra Tech, Inc. - San Bernardino
Contact: Mark Feldman
Address: 301 E. Vanderbilt Way Suite 450
San Bernardino, CA 92408

Report Date: 11-Feb-2011

Project Name: Tetra-Tech Lockheed
Project Number: [none]

Work Order Number: A1A1779

Received on Ice (Y/N): Yes Temp: 3 °C

Volatile Organic Compounds by EPA 8260B - Batch Quality Control

Analyte(s)	Result	RDL	MDL	Units	Spike Level	Source Result	%REC	%REC Limits	RPD	RPD Limit	Flag
Batch 1A31044 - Purge and Trap											
Blank (1A31044-BLK1)					Prepared: 01/31/11 Analyzed: 02/01/11						
Trichloroethene	ND	0.50	0.25	ug/L							
Trichlorofluoromethane	ND	5.0	0.16	ug/L							
Vinyl Acetate	ND	10	0.48	ug/L							
Vinyl Chloride	ND	0.50	0.13	ug/L							
Xylenes (m+p)	ND	0.50	0.36	ug/L							
Xylenes (ortho)	ND	0.50	0.41	ug/L							
1,4-Dioxane	ND	35	9.3	ug/L							
Surrogate: 1,2-Dichloroethane-d4	*10.3*			ug/L	*10.0*		*103*	*80-124*			
Surrogate: Bromofluorobenzene	*10.1*			ug/L	*10.0*		*101*	*80-120*			
Surrogate: Toluene-d8	*9.81*			ug/L	*10.0*		*98.1*	*80-120*			
LCS (1A31044-BS1)					Prepared & Analyzed: 01/31/11						
1,1-Dichloroethane	23.7	0.50	0.098	ug/L	25.0		94.6	70-130			
1,1-Dichloroethene	24.4	0.50	0.12	ug/L	25.0		97.5	70-130			
1,4-Dichlorobenzene	25.3	0.50	0.072	ug/L	25.0		101	70-130			
Benzene	25.9	0.50	0.14	ug/L	25.0		104	70-130			
Bromodichloromethane	24.8	0.50	0.11	ug/L	25.0		99.2	70-130			
Bromoform	25.1	1.0	0.50	ug/L	25.0		100	70-130			
Chloroform	26.0	0.50	0.46	ug/L	25.0		104	70-130			
Dibromochloromethane	25.0	0.50	0.37	ug/L	25.0		99.9	70-130			
Ethylbenzene	25.3	0.50	0.26	ug/L	25.0		101	70-130			
Methyl tert Butyl Ether	26.3	5.0	0.43	ug/L	25.0		105	70-130			
Tetrachloroethene	22.5	0.50	0.23	ug/L	25.0		90.0	70-130			
Toluene	24.2	0.50	0.22	ug/L	25.0		96.9	70-130			
Trichloroethene	24.6	0.50	0.25	ug/L	25.0		98.2	70-130			
Vinyl Chloride	25.2	0.50	0.13	ug/L	25.0		101	70-130			
Xylenes (m+p)	51.0	0.50	0.36	ug/L	50.0		102	70-130			
Xylenes (ortho)	25.6	0.50	0.41	ug/L	25.0		103	70-130			
Surrogate: 1,2-Dichloroethane-d4	*10.2*			ug/L	*10.0*		*102*	*80-124*			
Surrogate: Bromofluorobenzene	*9.90*			ug/L	*10.0*		*99.0*	*80-120*			
Surrogate: Toluene-d8	*9.86*			ug/L	*10.0*		*98.6*	*80-120*			

Client Name: Tetra Tech, Inc. - San Bernardino
Contact: Mark Feldman
Address: 301 E. Vanderbilt Way Suite 450
San Bernardino, CA 92408

Report Date: 11-Feb-2011

Project Name: Tetra-Tech Lockheed
Project Number: [none]

Work Order Number: A1A1779

Received on Ice (Y/N): Yes Temp: 3 °C

Volatile Organic Compounds by EPA 8260B - Batch Quality Control

Analyte(s)	Result	RDL	MDL	Units	Spike Level	Source Result	%REC	%REC Limits	RPD	RPD Limit	Flag
Batch 1A31044 - Purge and Trap											
LCS Dup (1A31044-BSD1)					Prepared & Analyzed: 01/31/11						
1,1-Dichloroethane	22.9	0.50	0.098	ug/L	25.0		91.6	70-130	3.31	20	
1,1-Dichloroethene	23.4	0.50	0.12	ug/L	25.0		93.7	70-130	3.93	20	
1,4-Dichlorobenzene	25.0	0.50	0.072	ug/L	25.0		99.8	70-130	1.43	20	
Benzene	25.1	0.50	0.14	ug/L	25.0		100	70-130	3.06	20	
Bromodichloromethane	24.4	0.50	0.11	ug/L	25.0		97.7	70-130	1.58	20	
Bromoform	24.0	1.0	0.50	ug/L	25.0		95.9	70-130	4.44	20	
Chloroform	25.0	0.50	0.46	ug/L	25.0		100	70-130	4.00	20	
Dibromochloromethane	24.8	0.50	0.37	ug/L	25.0		99.2	70-130	0.643	20	
Ethylbenzene	25.0	0.50	0.26	ug/L	25.0		99.9	70-130	1.19	20	
Methyl tert Butyl Ether	25.4	5.0	0.43	ug/L	25.0		102	70-130	3.25	20	
Tetrachloroethene	22.2	0.50	0.23	ug/L	25.0		88.8	70-130	1.34	20	
Toluene	23.9	0.50	0.22	ug/L	25.0		95.7	70-130	1.25	20	
Trichloroethene	23.7	0.50	0.25	ug/L	25.0		94.8	70-130	3.52	20	
Vinyl Chloride	24.2	0.50	0.13	ug/L	25.0		96.6	70-130	4.33	20	
Xylenes (m+p)	50.1	0.50	0.36	ug/L	50.0		100	70-130	1.76	20	
Xylenes (ortho)	25.1	0.50	0.41	ug/L	25.0		100	70-130	2.13	20	
Surrogate: 1,2-Dichloroethane-d4	*10.1*			ug/L	*10.0*		*101*	*80-124*			
Surrogate: Bromofluorobenzene	*10.0*			ug/L	*10.0*		*100*	*80-120*			
Surrogate: Toluene-d8	*9.83*			ug/L	*10.0*		*98.3*	*80-120*			
Duplicate (1A31044-DUP1)					**Source: A1A1640-02**	Prepared: 01/31/11		Analyzed: 02/01/11			
1,1,1,2-Tetrachloroethane	ND	0.50	0.14	ug/L		ND				40	
1,1,1-Trichloroethane	ND	0.50	0.12	ug/L		ND				40	
1,1,2,2-Tetrachloroethane	ND	0.50	0.29	ug/L		ND				40	
1,1,2-Trichloroethane	ND	0.50	0.31	ug/L		ND				40	
1,1-Dichloroethane	ND	0.50	0.098	ug/L		ND				40	
1,1-Dichloroethene	ND	0.50	0.12	ug/L		ND				40	
1,1-Dichloropropene	ND	0.50	0.14	ug/L		ND				40	
1,2,3-Trichloropropane	ND	0.50	0.29	ug/L		ND				40	
1,2,4-Trichlorobenzene	ND	0.50	0.34	ug/L		ND				40	
1,2-Dichlorobenzene	ND	0.50	0.20	ug/L		ND				40	
1,2-Dichloroethane	ND	0.50	0.21	ug/L		ND				40	
1,2-Dichloropropane	ND	0.50	0.19	ug/L		ND				40	
1,3-Dichlorobenzene	ND	0.50	0.15	ug/L		ND				40	
1,3-Dichloropropane	ND	0.50	0.22	ug/L		ND				40	
1,4-Dichlorobenzene	ND	0.50	0.072	ug/L		ND				40	
2,2-Dichloropropane	ND	0.50	0.49	ug/L		ND				40	

Client Name: Tetra Tech, Inc. - San Bernardino
Contact: Mark Feldman
Address: 301 E. Vanderbilt Way Suite 450
San Bernardino, CA 92408

Report Date: 11-Feb-2011

Project Name: Tetra-Tech Lockheed
Project Number: [none]

Work Order Number: A1A1779

Received on Ice (Y/N): Yes Temp: 3 °C

Volatile Organic Compounds by EPA 8260B - Batch Quality Control

Analyte(s)	Result	RDL	MDL	Units	Spike Level	Source Result	%REC	%REC Limits	RPD	RPD Limit	Flag
Batch 1A31044 - Purge and Trap											
Duplicate (1A31044-DUP1)			**Source: A1A1640-02**	Prepared: 01/31/11 Analyzed: 02/01/11							
2-Butanone(MEK)	ND	3.0	1.2	ug/L		ND				40	
2-Hexanone	ND	5.0	1.2	ug/L		ND				40	
4-Methyl-2-Pentanone(MIBK)	ND	5.0	0.95	ug/L		ND				40	
Acetone	ND	10	5.0	ug/L		ND				40	
Acetonitrile	ND	10	2.2	ug/L		ND				40	
Acrolein	ND	10	3.7	ug/L		ND				40	
Acrylonitrile	ND	10	3.3	ug/L		ND				40	
Allyl Chloride	ND	5.0	0.20	ug/L		ND				40	
Benzene	ND	0.50	0.14	ug/L		ND				40	
Bromochloromethane	ND	0.50	0.33	ug/L		ND				40	
Bromodichloromethane	ND	0.50	0.11	ug/L		ND				40	
Bromoform	ND	1.0	0.50	ug/L		ND				40	
Bromomethane	ND	0.50	0.48	ug/L		ND				40	
Carbon Disulfide	ND	0.50	0.36	ug/L		ND				40	
Carbon Tetrachloride	ND	0.50	0.15	ug/L		ND				40	
Chlorobenzene	ND	0.50	0.23	ug/L		ND				40	
Chloroethane	ND	0.50	0.35	ug/L		ND				40	
Chloroform	ND	0.50	0.46	ug/L		ND				40	
Chloromethane	ND	0.50	0.36	ug/L		ND				40	
Chloroprene	ND	10	0.21	ug/L		ND				40	
cis-1,2-Dichloroethene	ND	0.50	0.18	ug/L		ND				40	
cis-1,3-Dichloropropene	ND	0.50	0.30	ug/L		ND				40	
Dibromochloromethane	ND	0.50	0.37	ug/L		ND				40	
Dibromomethane	ND	0.50	0.16	ug/L		ND				40	
Dichlorodifluoromethane	ND	0.50	0.18	ug/L		ND				40	
Ethyl Methacrylate	ND	0.50	0.48	ug/L		ND				40	
Ethylbenzene	ND	0.50	0.26	ug/L		ND				40	
Iodomethane	ND	10	1.1	ug/L		ND				40	
Isobutyl Alcohol	ND	100	4.8	ug/L		ND				40	
Methacrylonitrile	ND	10	2.9	ug/L		ND				40	
Methyl Methacrylate	ND	5.0	0.96	ug/L		ND				40	
Methyl tert Butyl Ether	ND	5.0	0.43	ug/L		ND				40	
Methylene Chloride	0.280	3.0	0.15	ug/L		0.210			28.6	40	J
Naphthalene	ND	0.50	0.44	ug/L		ND				40	
Propionitrile	ND	200	3.7	ug/L		ND				40	
Styrene	ND	0.50	0.22	ug/L		ND				40	

Client Name: Tetra Tech, Inc. - San Bernardino
Contact: Mark Feldman
Address: 301 E. Vanderbilt Way Suite 450
San Bernardino, CA 92408

Report Date: 11-Feb-2011

Project Name: Tetra-Tech Lockheed
Project Number: [none]

Work Order Number: A1A1779

Received on Ice (Y/N): Yes Temp: 3 °C

Volatile Organic Compounds by EPA 8260B - Batch Quality Control

Analyte(s)	Result	RDL	MDL	Units	Spike Level	Source Result	%REC	%REC Limits	RPD	RPD Limit	Flag
Batch 1A31044 - Purge and Trap											
Duplicate (1A31044-DUP1)			**Source: A1A1640-02**	Prepared: 01/31/11 Analyzed: 02/01/11							
Tetrachloroethene	ND	0.50	0.23	ug/L		ND				40	
Toluene	ND	0.50	0.22	ug/L		ND				40	
trans-1,2-Dichloroethene	ND	0.50	0.10	ug/L		ND				40	
trans-1,3-Dichloropropene	ND	0.50	0.24	ug/L		ND				40	
trans-1,4-Dichloro-2-butene	ND	5.0	0.58	ug/L		ND				40	
Trichloroethene	ND	0.50	0.25	ug/L		ND				40	
Trichlorofluoromethane	ND	5.0	0.16	ug/L		ND				40	
Vinyl Acetate	ND	10	0.48	ug/L		ND				40	
Vinyl Chloride	ND	0.50	0.13	ug/L		ND				40	
Xylenes (m+p)	ND	0.50	0.36	ug/L		ND				40	
Xylenes (ortho)	ND	0.50	0.41	ug/L		ND				40	
Xylenes (total)	ND	1.0	0.41	ug/L		ND				200	
Surrogate: 1,2-Dichloroethane-d4	*10.4*			ug/L	*10.0*		*104*	*80-124*			
Surrogate: Bromofluorobenzene	*10.1*			ug/L	*10.0*		*101*	*80-120*			
Surrogate: Toluene-d8	*9.76*			ug/L	*10.0*		*97.6*	*80-120*			
Matrix Spike (1A31044-MS1)			**Source: A1A1796-01**	Prepared & Analyzed: 01/31/11							
1,1-Dichloroethane	24.8	0.50	0.098	ug/L	25.0	ND	99.0	70-130			
1,1-Dichloroethene	26.5	0.50	0.12	ug/L	25.0	ND	106	70-130			
1,4-Dichlorobenzene	25.6	0.50	0.072	ug/L	25.0	ND	102	70-130			
Benzene	27.3	0.50	0.14	ug/L	25.0	ND	109	70-130			
Bromodichloromethane	26.9	0.50	0.11	ug/L	25.0	ND	108	70-130			
Bromoform	26.3	1.0	0.50	ug/L	25.0	ND	105	70-130			
Chloroform	27.0	0.50	0.46	ug/L	25.0	ND	108	70-130			
Dibromochloromethane	26.8	0.50	0.37	ug/L	25.0	ND	107	70-130			
Ethylbenzene	27.4	0.50	0.26	ug/L	25.0	ND	109	70-130			
Methyl tert Butyl Ether	26.6	5.0	0.43	ug/L	25.0	ND	106	70-130			
Tetrachloroethene	25.3	0.50	0.23	ug/L	25.0	ND	101	70-130			
Toluene	26.3	0.50	0.22	ug/L	25.0	ND	105	70-130			
Trichloroethene	27.3	0.50	0.25	ug/L	25.0	ND	109	70-130			
Vinyl Chloride	26.6	0.50	0.13	ug/L	25.0	ND	106	70-130			
Xylenes (m+p)	54.2	0.50	0.36	ug/L	50.0	ND	108	70-130			
Xylenes (ortho)	27.0	0.50	0.41	ug/L	25.0	ND	108	70-130			
Surrogate: 1,2-Dichloroethane-d4	*9.68*			ug/L	*10.0*		*96.8*	*80-124*			
Surrogate: Bromofluorobenzene	*9.93*			ug/L	*10.0*		*99.3*	*80-120*			
Surrogate: Toluene-d8	*9.86*			ug/L	*10.0*		*98.6*	*80-120*			

Client Name: Tetra Tech, Inc. - San Bernardino
Contact: Mark Feldman
Address: 301 E. Vanderbilt Way Suite 450
San Bernardino, CA 92408

Report Date: 11-Feb-2011

Project Name: Tetra-Tech Lockheed
Project Number: [none]

Work Order Number: A1A1779

Received on Ice (Y/N): Yes Temp: 3 °C

Semivolatile Organic Compounds by EPA 8270C SIM - Batch Quality Control

Analyte(s)	Result	RDL	MDL	Units	Spike Level	Source Result	%REC	%REC Limits	RPD	RPD Limit	Flag
Batch 1A23003 - EPA 3520C											
Blank (1A23003-BLK1)					Prepared: 01/23/11 Analyzed: 01/25/11						
1,4-Dioxane	ND	0.20	0.10	ug/L							
LCS (1A23003-BS1)					Prepared: 01/23/11 Analyzed: 01/25/11						
1,4-Dioxane	1.05	0.20	0.10	ug/L	1.00		105	85-115			
LCS Dup (1A23003-BSD1)					Prepared: 01/23/11 Analyzed: 01/25/11						
1,4-Dioxane	1.04	0.20	0.10	ug/L	1.00		104	85-115	0.957	20	
Matrix Spike (1A23003-MS1)				**Source: A1A0851-09RE**	Prepared: 01/23/11 Analyzed: 01/25/11						
1,4-Dioxane	574	2.0	1.0	ug/L	10.0	570	44.0	85-115			QM-5X
Batch 1A26025 - EPA 3520C											
Blank (1A26025-BLK1)					Prepared: 01/26/11 Analyzed: 01/31/11						
1,4-Dioxane	ND	0.20	0.10	ug/L							
LCS (1A26025-BS1)					Prepared: 01/26/11 Analyzed: 01/31/11						
1,4-Dioxane	0.480	0.20	0.10	ug/L	0.500		96.0	85-115			
LCS Dup (1A26025-BSD1)					Prepared: 01/26/11 Analyzed: 01/31/11						
1,4-Dioxane	0.485	0.20	0.10	ug/L	0.500		97.0	85-115	1.04	20	
Matrix Spike (1A26025-MS1)				**Source: A1A2109-01**	Prepared: 01/26/11 Analyzed: 01/31/11						
1,4-Dioxane	1.33	0.20	0.10	ug/L	1.00	0.510	82.0	85-115			QMout
Matrix Spike Dup (1A26025-MSD1)				**Source: A1A2109-01**	Prepared: 01/26/11 Analyzed: 01/31/11						
1,4-Dioxane	1.34	0.20	0.10	ug/L	1.00	0.510	83.0	85-115	0.749	20	QMout

E.S.BABCOCK&Sons,Inc.
Environmental Laboratories est 1906

Client Name: Tetra Tech, Inc. - San Bernardino
Contact: Mark Feldman
Address: 301 E. Vanderbilt Way Suite 450
San Bernardino, CA 92408

Report Date: 11-Feb-2011

Project Name: Tetra-Tech Lockheed
Project Number: [none]

Work Order Number: A1A1779

Received on Ice (Y/N): Yes Temp: 3 °C

Notes and Definitions

J	Estimated value
N-TOCd	Sample filtered and preserved at laboratory after 15 minute regulatory holding time.
QL-MS	Batch acceptance based on MS and/or MSD recovery within LCS criteria. The LCS recovery did not meet laboratory acceptance criteria.
QM-3x	Due to analyte concentration greater than or equal to 3 times the spike concentration, recoveries for the metal MS and/or MSD did not meet laboratory acceptance criteria.
QM-5X	Due to analyte concentration greater than or equal to 5 times the spike concentration, recoveries for the MS and/or MSD did not meet laboratory acceptance criteria.
QMout	MS and/or MSD recovery did not meet laboratory acceptance criteria.
QOcal	The concentration indicated for this analyte is an estimated value above the calibration range of the instrument.
ND:	Analyte NOT DETECTED at or above the Method Detection Limit **(if MDL is reported)**, otherwise at or above the Reportable Detection Limit (RDL)
NR:	Not Reported
RDL:	Reportable Detection Limit
MDL:	Method Detection Limit

* / (Non-NELAP): NELAP does not offer accreditation for this analyte/method/matrix combination

Approval

Enclosed are the analytical results for the submitted sample(s). Babcock Laboratories certify the data presented as part of this report meet the minimum quality standards in the referenced analytical methods. Any exceptions have been noted. Babcock Laboratories and its officers and employees assume no responsibility and make no warranty, express or implied, for uses or interpretations made by any recipients, intended or unintended, of this report.

Lorenzo Rodriguez

Lorenzo (Z) Rodriguez

Project Manager

cc:

ESB_ mdl_PDF

E.S.BABCOCK&Sons,Inc.
Environmental Laboratories est 1906

Client Name: Tetra Tech, Inc. - San Bernardino
Contact: Mark Feldman
Address: 301 E. Vanderbilt Way Suite 450
San Bernardino, CA 92408

Report Date: 11-Feb-2011

Project Name: Tetra-Tech Lockheed
Project Number: [none]

Work Order Number: A1A1779

Received on Ice (Y/N): Yes Temp: 3 °C

microseeps
from insight comes solutions

Client Name: ES Babcock and Sons, Inc
Contact: Lorenzo Rodriguez
Address: 6100 Quail Valley
PO Box 432
Riverside, CA 92502-0432

Page: Page 1 of 5
Lab Proj #: P1101213
Report Date: 02/02/11
Client Proj Name: A1A1779
Client Proj #: A1A1779

Laboratory Results

Total pages in data package: 6

Lab Sample #	Client Sample ID
P1101213-01	LEB1-011911-BP
P1101213-02	MW-44

Microseeps test results meet all the requirements of the NELAC standards or provide reasons and/or justification if they do not.

Approved By: Heather Hauser (RR) ***Date:*** 2/3/11

Project Manager: Heather Hauser

The analytical results reported here are reliable and usable to the precision expressed in this report. As required by some regulating authorities, a full discussion of the uncertainty in our analytical results can be obtained at our web site or through customer service. Unless otherwise specified, all results are reported on a wet weight basis.

As a valued client we would appreciate your comments on our service.
Please call customer service at (412)826-5245 or email customerservice@microseeps.com.

Case Narrative:

220 William Pitt Way • Pittsburgh, PA 15238 • Tel 412-826-5245 • Fax 412-826-3433
website www.microseeps.com email info@microseeps.com

Client Name: Tetra Tech, Inc. - San Bernardino
Contact: Mark Feldman
Address: 301 E. Vanderbilt Way Suite 450
San Bernardino, CA 92408

Report Date: 11-Feb-2011

Project Name: Tetra-Tech Lockheed
Project Number: [none]

Work Order Number: A1A1779

Received on Ice (Y/N): Yes Temp: 3 °C

Client Name: ES Babcock and Sons, Inc
Contact: Lorenzo Rodriguez
Address: 6100 Quail Valley
PO Box 432
Riverside, CA 92502-0432

Lab Proj #: P1101213
Report Date: 02/02/11
Client Proj Name: A1A1779
Client Proj #: A1A1779

Sample Description	Matrix	Lab Sample #	Sampled Date/Time	Received
LEB1-011911-BP	Water	P1101213-01	19 Jan. 11 7:30	21 Jan. 11 10:00

Analyte(s)	Flag	Result	PQL	Units	Method #	Analysis Date	By
RiskAnalysis							
N Ethane	U	< 0.10	0.10	ug/L	RSK-175	1/25/11	gt
N Ethene	U	< 0.10	0.10	ug/L	RSK-175	1/25/11	gt
N Methane	J	0.08	0.10	ug/L	RSK-175	1/25/11	gt

PA02-00538

Data Qualifiers: J - estimated value, U - Non detect, R - Poor surrogate recovery, M - Recovery/RPD poor for MS/MSD, SAMP/DUP, B - detected in blank, S - field sample as received did not meet NELAC sample acceptance criteria, L - Subcontracted Lab used, N - NELAC certified analysis

MICROSEEPS

Client Name: Tetra Tech, Inc. - San Bernardino
Contact: Mark Feldman
Address: 301 E. Vanderbilt Way Suite 450
San Bernardino, CA 92408

Report Date: 11-Feb-2011

Project Name: Tetra-Tech Lockheed
Project Number: [none]

Work Order Number: A1A1779

Received on Ice (Y/N): Yes Temp: 3 °C

Client Name: ES Babcock and Sons, Inc
Contact: Lorenzo Rodriguez
Address: 6100 Quail Valley
PO Box 432
Riverside, CA 92502-0432

Lab Proj #: P1101213
Report Date: 02/02/11
Client Proj Name: A1A1779
Client Proj #: A1A1779

Sample Description	Matrix	Lab Sample #	Sampled Date/Time	Received
MW-44	Water	P1101213-02	19 Jan. 11 8:41	21 Jan. 11 10:00

Analyte(s)	Flag	Result	PQL	Units	Method #	Analysis Date	By
RiskAnalysis							
N Ethane	U	< 0.10	0.10	ug/L	RSK-175	1/25/11	gt
N Ethene	U	< 0.10	0.10	ug/L	RSK-175	1/25/11	gt
N Hydrogen		5.300	0.6	nM	AM20GAX	2/1/11	gt
N Methane	J	0.10	0.10	ug/L	RSK-175	1/25/11	gt

PA02-00538

Data Qualifiers: J - estimated value, U - Non detect, R - Poor surrogate recovery, M - Recovery/RPD poor for MS/MSD, SAMP/DUP, B - detected in blank, S - field sample as received did not meet NELAC sample acceptance criteria, L - Subcontracted Lab used, N - NELAC certified analysis

MICROSEEPS

Client Name: Tetra Tech, Inc. - San Bernardino
Contact: Mark Feldman
Address: 301 E. Vanderbilt Way Suite 450
San Bernardino, CA 92408

Report Date: 11-Feb-2011

Project Name: Tetra-Tech Lockheed
Project Number: [none]

Work Order Number: A1A1779

Received on Ice (Y/N): Yes Temp: 3 °C

Client Name: ES Babcock and Sons, Inc
Contact: Lorenzo Rodriguez
Address: 6100 Quail Valley
PO Box 432
Riverside, CA 92502-0432

Lab Proj #: P1101213
Report Date: 02/02/11
Client Proj Name: A1A1779
Client Proj #: A1A1779

Prep Method: Light Hydrocarbons (C1-C4) in Water
Analysis Method: Light Hydrocarbons (C1-C4) in Water

M110126007-MB

	Result		TrueSpikeConc.	RDL	%Recovery	Ctl Limits
Methane	0.08	ug/L		0.10		- NA
Ethane	< 0.10	ug/L		0.10		- NA
Ethene	< 0.10	ug/L		0.10		- NA

M110126007-LCS

	Result		TrueSpikeConc.	%Recovery	Ctl Limits
Methane	47.00	ug/L	48.40	97.00	85 - 115
Ethane	86.00	ug/L	90.00	96.00	85 - 115
Ethene	79.00	ug/L	81.60	97.00	85 - 115

M110126007-LCSD

	Result		TrueSpikeConc.	%Recovery	Ctl Limits	RPD	RPD Ctl Limits
Methane	47.00	ug/L	48.40	97.00	85 - 115	0.00	0 - 20
Ethane	88.00	ug/L	90.00	98.00	85 - 115	2.30	0 - 20
Ethene	82.00	ug/L	81.60	100.00	85 - 115	3.73	0 - 20

P1101112-02A-DUP

	Result		TrueSpikeConc.	%Recovery	Ctl Limits	RPD	RPD Ctl Limits
Methane	23.00	ug/L			- NA	0.00	0 - 20
Ethane	12.00	ug/L			- NA	8.70	0 - 20
Ethene	14.00	ug/L			- NA	0.00	0 - 20

[ ] Outlined Results indicate results outside of Control limits

PA02-00538

Data Qualifiers: J - estimated value, U - Non detect, R - Poor surrogate recovery, M - Recovery/RPD poor for MS/MSD, SAMP/DUP, B - detected in blank, S - field sample as received did not meet NELAC sample acceptance criteria, L - Subcontracted Lab used, N - NELAC certified analysis

MICROSEEPS

Client Name: Tetra Tech, Inc. - San Bernardino
Contact: Mark Feldman
Address: 301 E. Vanderbilt Way Suite 450
San Bernardino, CA 92408

Report Date: 11-Feb-2011

Project Name: Tetra-Tech Lockheed
Project Number: [none]

Work Order Number: A1A1779

Received on Ice (Y/N): Yes Temp: 3 °C

Client Name: ES Babcock and Sons, Inc
Contact: Lorenzo Rodriguez
Address: 6100 Quail Valley
PO Box 432
Riverside, CA 92502-0432

Page: Page 5 of 5
Lab Proj #: P1101213
Report Date: 02/02/11
Client Proj Name: A1A1779
Client Proj #: A1A1779

Prep Method: Hydrogen by Bubble Strip
Analysis Method: Hydrogen by Bubble Strip

M110201041-MB

	Result		TrueSpikeConc.	RDL	%Recovery	Ctl Limits
Hydrogen	< 0.600	nM		0.6		- NA

M110201041-LCS

	Result		TrueSpikeConc.	%Recovery	Ctl Limits
Hydrogen	50.000	nM	48.91	102.00	80 - 120

M110201041-LCSD

	Result		TrueSpikeConc.	%Recovery	Ctl Limits	RPD	RPD Ctl Limits
Hydrogen	49.000	nM	48.91	100.00	80 - 120	2.02	0 - 20

Outlined Results indicate results outside of Control limits

PA02-00538

Data Qualifiers: J - estimated value, U - Non detect, R - Poor surrogate recovery, M - Recovery/RPD poor for MS/MSD, SAMP/DUP, B - detected in blank, S - field sample as received did not meet NELAC sample acceptance criteria, L - Subcontracted Lab used, N - NELAC certified analysis

MICROSEEPS

Client Name: Tetra Tech, Inc. - San Bernardino
Contact: Mark Feldman
Address: 301 E. Vanderbilt Way Suite 450
San Bernardino, CA 92408

Report Date: 11-Feb-2011

Project Name: Tetra-Tech Lockheed
Project Number: [none]

Work Order Number: A1A1779

Received on Ice (Y/N): Yes Temp: 3 °C

P1101213

SUBCONTRACT ORDER Printed: 1/20/2011 11:56
E.S. Babcock & Sons, Inc.
A1A1779 12578 1X9 01 4757 9902

SENDING LABORATORY:
E.S. Babcock & Sons, Inc.
P. O. Box 432
Riverside, CA 92502-0432
Phone: (951) 653-3351
Fax: (951) 653-1662
Project Manager: Lorenzo (Z) Rodriguez

RECEIVING LABORATORY:
Microseeps - Subcontract
220 William Pitt Way
Pittsburgh, PA 15238
Phone :(800) 659-2887
Fax: -

Need QC, J-Flag, Special EDD: LJC to email RUSH results and final PDF. All soilds report Dry Wt. Basis. All invoices for REVIEW prior to mailing. MONTHLY BILLING Email individual invoices to tes.sbo.ap@tetratech.com Login in-house & subcotract on same WO#

Analysis	Due	Expires Regulatory Days Past Date Sampled	Laboratory ID	Comments
Sample ID: A1A1779-02	**Liquid**	**Sampled:01/19/11 07:30**	**LEB1-011911-BP**	***Proj.No.:*[none]**
Subout_01	02/03/11 17:00	01/29/11 07:30	J-flags RSK175 - Methane, Ethane, Ethene	
Containers Supplied:				
Voa Vial -Unpres (I)	Voa Vial -Unpres (J)			
Sample ID: A1A1779-04	**Liquid**	**Sampled:01/19/11 08:41**	**MW-44**	***Proj.No.:*[none]**
Subout_01	02/03/11 17:00	01/29/11 08:41	J-flags RSK175 - Methane, Ethane, Ethene	
Subout	02/03/11 17:00	01/29/11 08:41	J-flags AM20GAX - Hydrogen	
Containers Supplied:				
Voa Vial -Unpres (I)	Voa Vial -Unpres (J)	Other- Unpres. (K)		

All Containers Intact: ✓ Yes ____ No Samples Preserved Properly: ____ Yes ____ No
Samples Received at 4 °C Sample Lables / COC Agree: ✓ Yes ____ No Custody Seals Present: ____ Yes ____ No

Please forward all acknowledgements of sample receipt, final reports and invoices to data@babcocklabs.com
NO HARDCOPIES PLEASE.

Released By	Date	Received By	Date
	1/20/11		1/20/11
Released By	Date	Received By	Date

Page 1 of 1

E.S.BABCOCK&Sons,Inc.
Environmental Laboratories est 1906

Client Name: Tetra Tech, Inc. - San Bernardino
Contact: Mark Feldman
Address: 301 E. Vanderbilt Way Suite 450
San Bernardino, CA 92408

Report Date: 11-Feb-2011

Project Name: Tetra-Tech Lockheed
Project Number: [none]

Work Order Number: A1A1779

Received on Ice (Y/N): Yes Temp: 3 °C

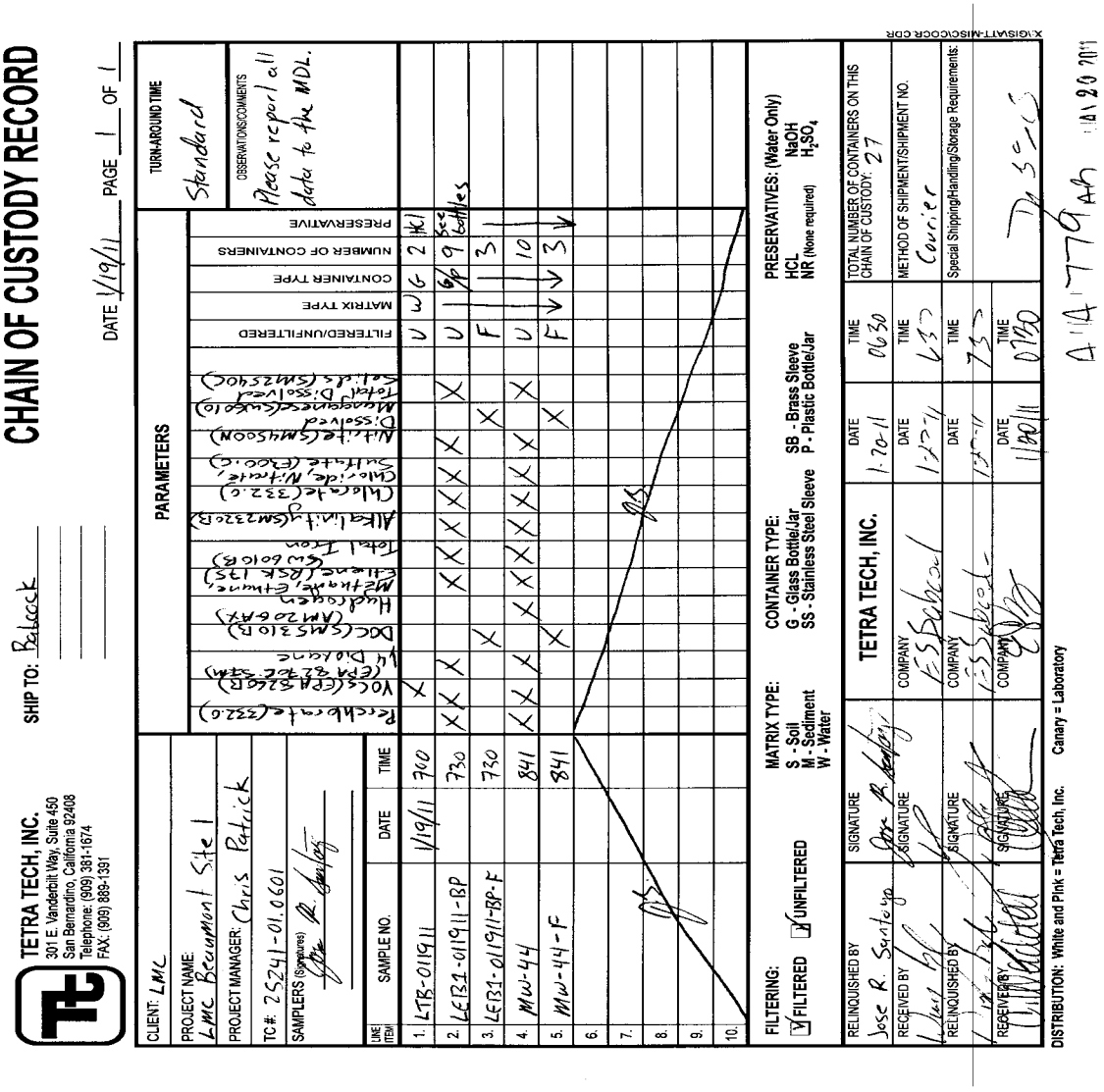

E.S.BABCOCK&Sons,Inc.
Environmental Laboratories est 1906

Client Name: Tetra Tech, Inc. - San Bernardino
Contact: Mark Feldman
Address: 301 E. Vanderbilt Way Suite 450
San Bernardino, CA 92408

Report Date: 11-Feb-2011

Analytical Report: Page 1 of 42
Project Name: Tetra-Tech Lockheed
Project Number: [none]

Work Order Number: A1A1785

Received on Ice (Y/N): Yes Temp: 3 °C

Attached is the analytical report for the sample(s) received for your project. Below is a list of the individual sample descriptions with the corresponding laboratory number(s). Also, enclosed is a copy of the Chain of Custody document (if received with your sample(s)). Please note any unused portion of the sample(s) may be responsibly discarded after 30 days from the above report date, unless you have requested otherwise.

Thank you for the opportunity to serve your analytical needs. If you have any questions or concerns regarding this report please contact our client service department.

Sample Identification

Lab Sample #	Client Sample ID	Matrix	Date Sampled	By	Date Submitted	By
A1A1785-01	LEB2-011911-BP LMC Beaumont Site 1	Liquid	01/19/11 07:35	Jose R. Santoya	01/20/11 07:30	William Bayle
A1A1785-02	LEB2-011911-BP-F LMC Beaumont Site 1	Liquid	01/19/11 07:35	Jose R. Santoya	01/20/11 07:30	William Bayle
A1A1785-03	IW-05 LMC Beaumont Site 1	Liquid	01/19/11 09:05	Jose R. Santoya	01/20/11 07:30	William Bayle
A1A1785-04	IW-05-F LMC Beaumont Site 1	Liquid	01/19/11 09:05	Jose R. Santoya	01/20/11 07:30	William Bayle
A1A1785-05	EW-18 LMC Beaumont Site 1	Liquid	01/19/11 12:06	Jose R. Santoya	01/20/11 07:30	William Bayle
A1A1785-06	EW-18-F LMC Beaumont Site 1	Liquid	01/19/11 12:06	Jose R. Santoya	01/20/11 07:30	William Bayle

The following samples were split from an unpreserved container at the laboratory after submittal and preserved appropriately. Federal guidelines (40CFR Parts 136 and 141) instruct preservation be performed on a separate container collected at site:

A1A1785-01

A1A1785-03

A1A1785-05

Note: Analyses RSK-175 and AM20GAX were subcontracted to Microseeps. Microseeps data begins to appear on page 34.

E.S.BABCOCK&Sons,Inc.
Environmental Laboratories est 1906

Client Name: Tetra Tech, Inc. - San Bernardino
Contact: Mark Feldman
Address: 301 E. Vanderbilt Way Suite 450
San Bernardino, CA 92408

Report Date: 11-Feb-2011

Project Name: Tetra-Tech Lockheed
Project Number: [none]

Work Order Number: A1A1785

Received on Ice (Y/N): Yes Temp: 3 °C

Laboratory Reference Number
A1A1785-01

Sample Description	Matrix	Sampled Date/Time	Received Date/Time
LEB2-011911-BP LMC Beaumont Site 1	Liquid	01/19/11 07:35	01/20/11 7:30

Analyte(s)	Result	RDL	MDL	Units	Method	Analysis Date	Analyst	Flag
Anions								
Total Alkalinity	3.0	3.0	1.7	mg/L	SM 2320B	01/26/11 19:30	lgt	
Hydroxide	ND	3.0	1.7	mg/L	SM 2320B	01/26/11 19:30	lgt	
Carbonate	ND	3.0	1.7	mg/L	SM 2320B	01/26/11 19:30	lgt	
Bicarbonate	3.7	3.0	1.7	mg/L	SM 2320B	01/26/11 19:30	lgt	
Chloride	0.80	1.0	0.50	mg/L	EPA 300.0	01/21/11 21:59	ss	J
Sulfate	1.3	0.50	0.37	mg/L	EPA 300.0	01/20/11 22:49	SS	
Nitrate as N	ND	0.20	0.11	mg/L	EPA 300.0	01/20/11 22:49	SS	
Solids								
Total Dissolved Solids	ND	10	5.5	mg/L	SM 2540C	01/24/11 09:00	hgg	
Oxyhalides								
Chlorate	ND	1.0	1.0	ug/L*	EPA 332.0-M	01/22/11 03:00	aa	
General Inorganics								
Perchlorate	0.70	0.10	0.071	ug/L*	EPA 332.0	01/25/11 15:40	aa	
Nutrients								
Nitrite as N	ND	0.10	0.017	mg/L	SM 4500NO2 B	01/20/11 17:12	kam	
Metals and Metalloids; EPA SW846 Series								
Iron	50	20	2.3	ug/L	EPA 6010B	01/21/11 16:15	lmt	
Volatile Organic Compounds by EPA 8260B								
1,1,1-Trichloroethane	ND	0.50	0.12	ug/L	EPA 8260B	02/01/11 01:58	eec	
1,1,2,2-Tetrachloroethane	ND	0.50	0.29	ug/L	EPA 8260B	02/01/11 01:58	eec	
1,1,2-Trichloroethane	ND	0.50	0.31	ug/L	EPA 8260B	02/01/11 01:58	eec	
1,1-Dichloroethane	ND	0.50	0.098	ug/L	EPA 8260B	02/01/11 01:58	eec	
1,1-Dichloroethene	0.50	0.50	0.12	ug/L	EPA 8260B	02/01/11 01:58	eec	
1,2,3-Trichloropropane	ND	0.50	0.29	ug/L	EPA 8260B	02/01/11 01:58	eec	
1,2-Dichlorobenzene	ND	0.50	0.20	ug/L	EPA 8260B	02/01/11 01:58	eec	
1,2-Dichloroethane	ND	0.50	0.21	ug/L	EPA 8260B	02/01/11 01:58	eec	
1,2-Dichloropropane	ND	0.50	0.19	ug/L	EPA 8260B	02/01/11 01:58	eec	
1,3-Dichlorobenzene	ND	0.50	0.15	ug/L	EPA 8260B	02/01/11 01:58	eec	
1,4-Dichlorobenzene	ND	0.50	0.072	ug/L	EPA 8260B	02/01/11 01:58	eec	

E.S.BABCOCK&Sons,Inc.
Environmental Laboratories est 1906

Client Name: Tetra Tech, Inc. - San Bernardino
Contact: Mark Feldman
Address: 301 E. Vanderbilt Way Suite 450
San Bernardino, CA 92408

Report Date: 11-Feb-2011

Project Name: Tetra-Tech Lockheed
Project Number: [none]

Work Order Number: A1A1785

Received on Ice (Y/N): Yes Temp: 3 °C

Laboratory Reference Number
A1A1785-01

Sample Description	Matrix	Sampled Date/Time	Received Date/Time
LEB2-011911-BP LMC Beaumont Site 1	Liquid	01/19/11 07:35	01/20/11 7:30

Analyte(s)	Result	RDL	MDL	Units	Method	Analysis Date	Analyst	Flag
Volatile Organic Compounds by EPA 8260B								
2-Butanone(MEK)	ND	3.0	1.2	ug/L	EPA 8260B	02/01/11 01:58	eec	
2-Hexanone	ND	5.0	1.2	ug/L	EPA 8260B	02/01/11 01:58	eec	
4-Methyl-2-Pentanone(MIBK)	ND	5.0	0.95	ug/L	EPA 8260B	02/01/11 01:58	eec	
Acetone	ND	10	5.0	ug/L	EPA 8260B	02/01/11 01:58	eec	
Benzene	ND	0.50	0.14	ug/L	EPA 8260B	02/01/11 01:58	eec	
Bromodichloromethane	ND	0.50	0.11	ug/L	EPA 8260B	02/01/11 01:58	eec	
Bromoform	ND	1.0	0.50	ug/L	EPA 8260B	02/01/11 01:58	eec	
Bromomethane	ND	0.50	0.48	ug/L	EPA 8260B	02/01/11 01:58	eec	
Carbon Disulfide	ND	0.50	0.36	ug/L	EPA 8260B	02/01/11 01:58	eec	
Carbon Tetrachloride	ND	0.50	0.15	ug/L	EPA 8260B	02/01/11 01:58	eec	
Chlorobenzene	ND	0.50	0.23	ug/L	EPA 8260B	02/01/11 01:58	eec	
Chloroethane	ND	0.50	0.35	ug/L	EPA 8260B	02/01/11 01:58	eec	
Chloroform	ND	0.50	0.46	ug/L	EPA 8260B	02/01/11 01:58	eec	
Chloromethane	ND	0.50	0.36	ug/L	EPA 8260B	02/01/11 01:58	eec	
cis-1,2-Dichloroethene	ND	0.50	0.18	ug/L	EPA 8260B	02/01/11 01:58	eec	
cis-1,3-Dichloropropene	ND	0.50	0.30	ug/L	EPA 8260B	02/01/11 01:58	eec	
Dibromochloromethane	ND	0.50	0.37	ug/L	EPA 8260B	02/01/11 01:58	eec	
Ethylbenzene	ND	0.50	0.26	ug/L	EPA 8260B	02/01/11 01:58	eec	
Methyl tert Butyl Ether	ND	5.0	0.43	ug/L	EPA 8260B	02/01/11 01:58	eec	
Methylene Chloride	0.20	3.0	0.15	ug/L	EPA 8260B	02/01/11 01:58	eec	J
Styrene	ND	0.50	0.22	ug/L	EPA 8260B	02/01/11 01:58	eec	
Tetrachloroethene	ND	0.50	0.23	ug/L	EPA 8260B	02/01/11 01:58	eec	
Toluene	ND	0.50	0.22	ug/L	EPA 8260B	02/01/11 01:58	eec	
trans-1,2-Dichloroethene	ND	0.50	0.10	ug/L	EPA 8260B	02/01/11 01:58	eec	
trans-1,3-Dichloropropene	ND	0.50	0.24	ug/L	EPA 8260B	02/01/11 01:58	eec	
Trichloroethene	1.4	0.50	0.25	ug/L	EPA 8260B	02/01/11 01:58	eec	
Trichlorofluoromethane	ND	5.0	0.16	ug/L	EPA 8260B	02/01/11 01:58	eec	
Vinyl Acetate	ND	10	0.48	ug/L	EPA 8260B	02/01/11 01:58	eec	
Vinyl Chloride	ND	0.50	0.13	ug/L	EPA 8260B	02/01/11 01:58	eec	
Xylenes (m+p)	ND	0.50	0.36	ug/L	EPA 8260B	02/01/11 01:58	eec	
Xylenes (ortho)	ND	0.50	0.41	ug/L	EPA 8260B	02/01/11 01:58	eec	
1,4-Dioxane	ND	35	9.3	ug/L	EPA 8260B	02/01/11 01:58	eec	
Surrogate: 1,2-Dichloroethane-d4	101	% 80-124			EPA 8260B	02/01/11 01:58	eec	

E.S.BABCOCK&Sons,Inc.
Environmental Laboratories est 1906

Client Name: Tetra Tech, Inc. - San Bernardino
Contact: Mark Feldman
Address: 301 E. Vanderbilt Way Suite 450
San Bernardino, CA 92408

Report Date: 11-Feb-2011

Project Name: Tetra-Tech Lockheed
Project Number: [none]

Work Order Number: A1A1785

Received on Ice (Y/N): Yes Temp: 3 °C

Laboratory Reference Number

A1A1785-01

Sample Description	Matrix	Sampled Date/Time	Received Date/Time
LEB2-011911-BP LMC Beaumont Site 1	Liquid	01/19/11 07:35	01/20/11 7:30

Analyte(s)	Result		RDL	MDL	Units	Method	Analysis Date	Analyst	Flag
Volatile Organic Compounds by EPA 8260B									
Surrogate: Bromofluorobenzene	101	%	80-120			EPA 8260B	02/01/11 01:58	eec	
Surrogate: Toluene-d8	99.0	%	80-120			EPA 8260B	02/01/11 01:58	eec	
Semivolatile Organic Compounds by EPA 8270C SIM									
1,4-Dioxane	ND		0.20	0.10	ug/L	EPA8270C M	01/31/11 17:12	KOS	

E.S.BABCOCK&Sons,Inc.
Environmental Laboratories est 1906

Client Name: Tetra Tech, Inc. - San Bernardino
Contact: Mark Feldman
Address: 301 E. Vanderbilt Way Suite 450
San Bernardino, CA 92408

Report Date: 11-Feb-2011

Project Name: Tetra-Tech Lockheed
Project Number: [none]

Work Order Number: A1A1785

Received on Ice (Y/N): Yes Temp: 3 °C

Laboratory Reference Number
A1A1785-02

Sample Description	Matrix	Sampled Date/Time	Received Date/Time
LEB2-011911-BP-F LMC Beaumont Site 1	Liquid	01/19/11 07:35	01/20/11 7:30

Analyte(s)	Result	RDL	MDL	Units	Method	Analysis Date	Analyst	Flag
Aggregate Organic Compounds								
Dissolved Organic Carbon	ND	0.70	0.36	mg/L	SM 5310B	01/31/11 16:10	cmd	N-TOC
Metals and Metalloids; EPA SW846 Series								
Manganese	1.4	10	0.24	ug/L	EPA 6010B	01/25/11 16:26	lmt	J

E.S.BABCOCK&Sons,Inc.
Environmental Laboratories est 1906

Client Name: Tetra Tech, Inc. - San Bernardino
Contact: Mark Feldman
Address: 301 E. Vanderbilt Way Suite 450
San Bernardino, CA 92408

Report Date: 11-Feb-2011

Project Name: Tetra-Tech Lockheed
Project Number: [none]

Work Order Number: A1A1785

Received on Ice (Y/N): Yes Temp: 3 °C

Laboratory Reference Number
A1A1785-03

Sample Description	Matrix	Sampled Date/Time	Received Date/Time
IW-05 LMC Beaumont Site 1	Liquid	01/19/11 09:05	01/20/11 7:30

Analyte(s)	Result	RDL	MDL	Units	Method	Analysis Date	Analyst	Flag
Anions								
Total Alkalinity	53	3.0	1.7	mg/L	SM 2320B	01/26/11 19:30	lgt	
Hydroxide	ND	3.0	1.7	mg/L	SM 2320B	01/26/11 19:30	lgt	
Carbonate	ND	3.0	1.7	mg/L	SM 2320B	01/26/11 19:30	lgt	
Bicarbonate	65	3.0	1.7	mg/L	SM 2320B	01/26/11 19:30	lgt	
Chloride	23	1.0	0.50	mg/L	EPA 300.0	01/21/11 22:08	ss	
Sulfate	4.9	0.50	0.37	mg/L	EPA 300.0	01/20/11 23:00	SS	
Nitrate as N	0.53	0.20	0.11	mg/L	EPA 300.0	01/20/11 23:00	SS	
Solids								
Total Dissolved Solids	150	20	11	mg/L	SM 2540C	01/24/11 09:00	hgg	
Oxyhalides								
Chlorate	ND	1.0	1.0	ug/L*	EPA 332.0-M	01/22/11 03:00	aa	
General Inorganics								
Perchlorate	100	2.5	1.8	ug/L*	EPA 332.0	01/25/11 15:40	aa	
Nutrients								
Nitrite as N	ND	0.10	0.017	mg/L	SM 4500NO2 B	01/20/11 17:12	kam	
Metals and Metalloids; EPA SW846 Series								
Iron	11000	20	2.3	ug/L	EPA 6010B	01/21/11 16:17	lmt	
Volatile Organic Compounds by EPA 8260B								
1,1,1-Trichloroethane	ND	0.50	0.12	ug/L	EPA 8260B	02/01/11 10:04	eec	
1,1,2,2-Tetrachloroethane	ND	0.50	0.29	ug/L	EPA 8260B	02/01/11 10:04	eec	
1,1,2-Trichloroethane	ND	0.50	0.31	ug/L	EPA 8260B	02/01/11 10:04	eec	
1,1-Dichloroethane	1.1	0.50	0.098	ug/L	EPA 8260B	02/01/11 10:04	eec	
1,1-Dichloroethene	28	0.50	0.12	ug/L	EPA 8260B	02/01/11 10:04	eec	
1,2,3-Trichloropropane	ND	0.50	0.29	ug/L	EPA 8260B	02/01/11 10:04	eec	
1,2-Dichlorobenzene	ND	0.50	0.20	ug/L	EPA 8260B	02/01/11 10:04	eec	
1,2-Dichloroethane	0.42	0.50	0.21	ug/L	EPA 8260B	02/01/11 10:04	eec	J
1,2-Dichloropropane	ND	0.50	0.19	ug/L	EPA 8260B	02/01/11 10:04	eec	
1,3-Dichlorobenzene	ND	0.50	0.15	ug/L	EPA 8260B	02/01/11 10:04	eec	
1,4-Dichlorobenzene	ND	0.50	0.072	ug/L	EPA 8260B	02/01/11 10:04	eec	

E.S.BABCOCK&Sons,Inc.
Environmental Laboratories est 1906

Client Name: Tetra Tech, Inc. - San Bernardino
Contact: Mark Feldman
Address: 301 E. Vanderbilt Way Suite 450
San Bernardino, CA 92408

Report Date: 11-Feb-2011

Project Name: Tetra-Tech Lockheed
Project Number: [none]

Work Order Number: A1A1785

Received on Ice (Y/N): Yes Temp: 3 °C

Laboratory Reference Number
A1A1785-03

Sample Description	Matrix	Sampled Date/Time	Received Date/Time
IW-05 LMC Beaumont Site 1	Liquid	01/19/11 09:05	01/20/11 7:30

Analyte(s)	Result	RDL	MDL	Units	Method	Analysis Date	Analyst	Flag
Volatile Organic Compounds by EPA 8260B								
2-Butanone(MEK)	ND	3.0	1.2	ug/L	EPA 8260B	02/01/11 10:04	eec	
2-Hexanone	ND	5.0	1.2	ug/L	EPA 8260B	02/01/11 10:04	eec	
4-Methyl-2-Pentanone(MIBK)	ND	5.0	0.95	ug/L	EPA 8260B	02/01/11 10:04	eec	
Acetone	ND	10	5.0	ug/L	EPA 8260B	02/01/11 10:04	eec	
Benzene	ND	0.50	0.14	ug/L	EPA 8260B	02/01/11 10:04	eec	
Bromodichloromethane	ND	0.50	0.11	ug/L	EPA 8260B	02/01/11 10:04	eec	
Bromoform	ND	1.0	0.50	ug/L	EPA 8260B	02/01/11 10:04	eec	
Bromomethane	ND	0.50	0.48	ug/L	EPA 8260B	02/01/11 10:04	eec	
Carbon Disulfide	ND	0.50	0.36	ug/L	EPA 8260B	02/01/11 10:04	eec	
Carbon Tetrachloride	ND	0.50	0.15	ug/L	EPA 8260B	02/01/11 10:04	eec	
Chlorobenzene	ND	0.50	0.23	ug/L	EPA 8260B	02/01/11 10:04	eec	
Chloroethane	ND	0.50	0.35	ug/L	EPA 8260B	02/01/11 10:04	eec	
Chloroform	0.47	0.50	0.46	ug/L	EPA 8260B	02/01/11 10:04	eec	J
Chloromethane	ND	0.50	0.36	ug/L	EPA 8260B	02/01/11 10:04	eec	
cis-1,2-Dichloroethene	0.65	0.50	0.18	ug/L	EPA 8260B	02/01/11 10:04	eec	
cis-1,3-Dichloropropene	ND	0.50	0.30	ug/L	EPA 8260B	02/01/11 10:04	eec	
Dibromochloromethane	ND	0.50	0.37	ug/L	EPA 8260B	02/01/11 10:04	eec	
Ethylbenzene	ND	0.50	0.26	ug/L	EPA 8260B	02/01/11 10:04	eec	
Methyl tert Butyl Ether	ND	5.0	0.43	ug/L	EPA 8260B	02/01/11 10:04	eec	
Methylene Chloride	0.22	3.0	0.15	ug/L	EPA 8260B	02/01/11 10:04	eec	J
Styrene	ND	0.50	0.22	ug/L	EPA 8260B	02/01/11 10:04	eec	
Tetrachloroethene	ND	0.50	0.23	ug/L	EPA 8260B	02/01/11 10:04	eec	
Toluene	ND	0.50	0.22	ug/L	EPA 8260B	02/01/11 10:04	eec	
trans-1,2-Dichloroethene	ND	0.50	0.10	ug/L	EPA 8260B	02/01/11 10:04	eec	
trans-1,3-Dichloropropene	ND	0.50	0.24	ug/L	EPA 8260B	02/01/11 10:04	eec	
Trichloroethene	42	0.50	0.25	ug/L	EPA 8260B	02/01/11 10:04	eec	
Trichlorofluoromethane	ND	5.0	0.16	ug/L	EPA 8260B	02/01/11 10:04	eec	
Vinyl Acetate	ND	10	0.48	ug/L	EPA 8260B	02/01/11 10:04	eec	
Vinyl Chloride	ND	0.50	0.13	ug/L	EPA 8260B	02/01/11 10:04	eec	
Xylenes (m+p)	ND	0.50	0.36	ug/L	EPA 8260B	02/01/11 10:04	eec	
Xylenes (ortho)	ND	0.50	0.41	ug/L	EPA 8260B	02/01/11 10:04	eec	
1,4-Dioxane	30	35	9.3	ug/L	EPA 8260B	02/01/11 10:04	eec	J
Surrogate: 1,2-Dichloroethane-d4	103	% 80-124			EPA 8260B	02/01/11 10:04	eec	

E.S.BABCOCK&Sons,Inc.
Environmental Laboratories est 1906

Client Name: Tetra Tech, Inc. - San Bernardino
Contact: Mark Feldman
Address: 301 E. Vanderbilt Way Suite 450
San Bernardino, CA 92408

Report Date: 11-Feb-2011

Project Name: Tetra-Tech Lockheed
Project Number: [none]

Work Order Number: A1A1785

Received on Ice (Y/N): Yes Temp: 3 °C

Laboratory Reference Number

A1A1785-03

Sample Description	Matrix	Sampled Date/Time	Received Date/Time
IW-05 LMC Beaumont Site 1	Liquid	01/19/11 09:05	01/20/11 7:30

Analyte(s)	Result		RDL	MDL	Units	Method	Analysis Date	Analyst	Flag
Volatile Organic Compounds by EPA 8260B									
Surrogate: Bromofluorobenzene	102	%	80-120			EPA 8260B	02/01/11 10:04	eec	
Surrogate: Toluene-d8	99.1	%	80-120			EPA 8260B	02/01/11 10:04	eec	
Semivolatile Organic Compounds by EPA 8270C SIM									
1,4-Dioxane	26		0.20	0.10	ug/L	EPA8270C M	01/31/11 17:41	KOS	

E.S.BABCOCK&Sons,Inc.
Environmental Laboratories est 1906

Client Name: Tetra Tech, Inc. - San Bernardino
Contact: Mark Feldman
Address: 301 E. Vanderbilt Way Suite 450
San Bernardino, CA 92408

Report Date: 11-Feb-2011

Project Name: Tetra-Tech Lockheed
Project Number: [none]

Work Order Number: A1A1785

Received on Ice (Y/N): Yes Temp: 3 °C

Laboratory Reference Number

A1A1785-04

Sample Description	Matrix	Sampled Date/Time	Received Date/Time
IW-05-F LMC Beaumont Site 1	Liquid	01/19/11 09:05	01/20/11 7:30

Analyte(s)	Result	RDL	MDL	Units	Method	Analysis Date	Analyst	Flag
Aggregate Organic Compounds								
Dissolved Organic Carbon	0.80	0.70	0.36	mg/L	SM 5310B	01/31/11 16:10	cmd	N-TOC
Metals and Metalloids; EPA SW846 Series								
Manganese	260	10	0.24	ug/L	EPA 6010B	01/25/11 16:28	lmt	

E.S.BABCOCK&Sons,Inc.
Environmental Laboratories est 1906

Client Name: Tetra Tech, Inc. - San Bernardino
Contact: Mark Feldman
Address: 301 E. Vanderbilt Way Suite 450
San Bernardino, CA 92408

Report Date: 11-Feb-2011

Project Name: Tetra-Tech Lockheed
Project Number: [none]

Work Order Number: A1A1785

Received on Ice (Y/N): Yes Temp: 3 °C

Laboratory Reference Number
A1A1785-05

Sample Description	Matrix	Sampled Date/Time	Received Date/Time
EW-18 LMC Beaumont Site 1	Liquid	01/19/11 12:06	01/20/11 7:30

Analyte(s)	Result	RDL	MDL	Units	Method	Analysis Date	Analyst	Flag
Anions								
Total Alkalinity	51	3.0	1.7	mg/L	SM 2320B	01/26/11 19:30	lgt	
Hydroxide	ND	3.0	1.7	mg/L	SM 2320B	01/26/11 19:30	lgt	
Carbonate	ND	3.0	1.7	mg/L	SM 2320B	01/26/11 19:30	lgt	
Bicarbonate	62	3.0	1.7	mg/L	SM 2320B	01/26/11 19:30	lgt	
Chloride	130	1.0	0.50	mg/L	EPA 300.0	01/22/11 05:31	ss	
Sulfate	12	0.50	0.37	mg/L	EPA 300.0	01/20/11 23:11	SS	
Nitrate as N	5.1	0.20	0.11	mg/L	EPA 300.0	01/20/11 23:11	SS	
Solids								
Total Dissolved Solids	410	20	11	mg/L	SM 2540C	01/24/11 09:00	hgg	
Oxyhalides								
Chlorate	ND	5000	5000	ug/L*	EPA 332.0-M	01/28/11 16:35	aa	N_RLm
General Inorganics								
Perchlorate	53000	1000	710	ug/L*	EPA 332.0	01/28/11 16:35	aa	
Nutrients								
Nitrite as N	ND	0.10	0.017	mg/L	SM 4500NO2 B	01/20/11 17:12	kam	
Metals and Metalloids; EPA SW846 Series								
Iron	4000	20	2.3	ug/L	EPA 6010B	01/21/11 16:19	lmt	
Volatile Organic Compounds by EPA 8260B								
1,1,1-Trichloroethane	1.9	0.50	0.12	ug/L	EPA 8260B	02/01/11 16:28	eec	
1,1,2,2-Tetrachloroethane	ND	0.50	0.29	ug/L	EPA 8260B	02/01/11 16:28	eec	
1,1,2-Trichloroethane	13	0.50	0.31	ug/L	EPA 8260B	02/01/11 16:28	eec	
1,1-Dichloroethane	190	50	9.8	ug/L	EPA 8260B	02/01/11 10:39	eec	
1,1-Dichloroethene	6900	50	12	ug/L	EPA 8260B	02/01/11 10:39	eec	
1,2,3-Trichloropropane	ND	0.50	0.29	ug/L	EPA 8260B	02/01/11 16:28	eec	
1,2-Dichlorobenzene	ND	0.50	0.20	ug/L	EPA 8260B	02/01/11 16:28	eec	
1,2-Dichloroethane	210	50	21	ug/L	EPA 8260B	02/01/11 10:39	eec	
1,2-Dichloropropane	ND	0.50	0.19	ug/L	EPA 8260B	02/01/11 16:28	eec	
1,3-Dichlorobenzene	ND	0.50	0.15	ug/L	EPA 8260B	02/01/11 16:28	eec	
1,4-Dichlorobenzene	ND	0.50	0.072	ug/L	EPA 8260B	02/01/11 16:28	eec	

E.S.BABCOCK&Sons,Inc.
Environmental Laboratories est 1906

Client Name: Tetra Tech, Inc. - San Bernardino
Contact: Mark Feldman
Address: 301 E. Vanderbilt Way Suite 450
San Bernardino, CA 92408

Report Date: 11-Feb-2011

Project Name: Tetra-Tech Lockheed
Project Number: [none]

Work Order Number: A1A1785

Received on Ice (Y/N): Yes Temp: 3 °C

Laboratory Reference Number
A1A1785-05

Sample Description	Matrix	Sampled Date/Time	Received Date/Time
EW-18 LMC Beaumont Site 1	Liquid	01/19/11 12:06	01/20/11 7:30

Analyte(s)	Result	RDL	MDL	Units	Method	Analysis Date	Analyst	Flag
Volatile Organic Compounds by EPA 8260B								
2-Butanone(MEK)	ND	3.0	1.2	ug/L	EPA 8260B	02/01/11 16:28	eec	
2-Hexanone	ND	5.0	1.2	ug/L	EPA 8260B	02/01/11 16:28	eec	
4-Methyl-2-Pentanone(MIBK)	ND	5.0	0.95	ug/L	EPA 8260B	02/01/11 16:28	eec	
Acetone	ND	10	5.0	ug/L	EPA 8260B	02/01/11 16:28	eec	
Benzene	3.1	0.50	0.14	ug/L	EPA 8260B	02/01/11 16:28	eec	
Bromodichloromethane	ND	0.50	0.11	ug/L	EPA 8260B	02/01/11 16:28	eec	
Bromoform	ND	1.0	0.50	ug/L	EPA 8260B	02/01/11 16:28	eec	
Bromomethane	ND	0.50	0.48	ug/L	EPA 8260B	02/01/11 16:28	eec	
Carbon Disulfide	ND	0.50	0.36	ug/L	EPA 8260B	02/01/11 16:28	eec	
Carbon Tetrachloride	1.4	0.50	0.15	ug/L	EPA 8260B	02/01/11 16:28	eec	
Chlorobenzene	0.46	0.50	0.23	ug/L	EPA 8260B	02/01/11 16:28	eec	J
Chloroethane	1.2	0.50	0.35	ug/L	EPA 8260B	02/01/11 16:28	eec	
Chloroform	18	0.50	0.46	ug/L	EPA 8260B	02/01/11 16:28	eec	
Chloromethane	ND	0.50	0.36	ug/L	EPA 8260B	02/01/11 16:28	eec	
cis-1,2-Dichloroethene	84	0.50	0.18	ug/L	EPA 8260B	02/01/11 16:28	eec	
cis-1,3-Dichloropropene	ND	0.50	0.30	ug/L	EPA 8260B	02/01/11 16:28	eec	
Dibromochloromethane	ND	0.50	0.37	ug/L	EPA 8260B	02/01/11 16:28	eec	
Ethylbenzene	ND	0.50	0.26	ug/L	EPA 8260B	02/01/11 16:28	eec	
Methyl tert Butyl Ether	ND	5.0	0.43	ug/L	EPA 8260B	02/01/11 16:28	eec	
Methylene Chloride	1.8	3.0	0.15	ug/L	EPA 8260B	02/01/11 16:28	eec	J
Styrene	ND	0.50	0.22	ug/L	EPA 8260B	02/01/11 16:28	eec	
Tetrachloroethene	5.4	0.50	0.23	ug/L	EPA 8260B	02/01/11 16:28	eec	
Toluene	0.22	0.50	0.22	ug/L	EPA 8260B	02/01/11 16:28	eec	J
trans-1,2-Dichloroethene	4.2	0.50	0.10	ug/L	EPA 8260B	02/01/11 16:28	eec	
trans-1,3-Dichloropropene	ND	0.50	0.24	ug/L	EPA 8260B	02/01/11 16:28	eec	
Trichloroethene	1900	50	25	ug/L	EPA 8260B	02/01/11 10:39	eec	
Trichlorofluoromethane	ND	5.0	0.16	ug/L	EPA 8260B	02/01/11 16:28	eec	
Vinyl Acetate	ND	10	0.48	ug/L	EPA 8260B	02/01/11 16:28	eec	
Vinyl Chloride	3.4	0.50	0.13	ug/L	EPA 8260B	02/01/11 16:28	eec	
Xylenes (m+p)	ND	0.50	0.36	ug/L	EPA 8260B	02/01/11 16:28	eec	
Xylenes (ortho)	ND	0.50	0.41	ug/L	EPA 8260B	02/01/11 16:28	eec	
1,4-Dioxane	430	35	9.3	ug/L	EPA 8260B	02/01/11 16:28	eec	A-01, NOcal

E.S.BABCOCK&Sons,Inc.
Environmental Laboratories est 1906

Client Name: Tetra Tech, Inc. - San Bernardino
Contact: Mark Feldman
Address: 301 E. Vanderbilt Way Suite 450
San Bernardino, CA 92408

Report Date: 11-Feb-2011

Project Name: Tetra-Tech Lockheed
Project Number: [none]

Work Order Number: A1A1785

Received on Ice (Y/N): Yes Temp: 3 °C

Laboratory Reference Number

A1A1785-05

Sample Description	Matrix	Sampled Date/Time	Received Date/Time
EW-18 LMC Beaumont Site 1	Liquid	01/19/11 12:06	01/20/11 7:30

Analyte(s)	Result		RDL	MDL	Units	Method	Analysis Date	Analyst	Flag
Volatile Organic Compounds by EPA 8260B									
Surrogate: 1,2-Dichloroethane-d4	103	%	80-124			EPA 8260B	02/01/11 16:28	eec	
Surrogate: Bromofluorobenzene	103	%	80-120			EPA 8260B	02/01/11 16:28	eec	
Surrogate: Toluene-d8	98.0	%	80-120			EPA 8260B	02/01/11 16:28	eec	
Semivolatile Organic Compounds by EPA 8270C SIM									N_HT(
1,4-Dioxane	520		2.0	1.0	ug/L	EPA8270C M	02/04/11 20:04	DF	

E.S.BABCOCK&Sons,Inc.
Environmental Laboratories est 1906

Client Name: Tetra Tech, Inc. - San Bernardino
Contact: Mark Feldman
Address: 301 E. Vanderbilt Way Suite 450
San Bernardino, CA 92408

Report Date: 11-Feb-2011

Project Name: Tetra-Tech Lockheed
Project Number: [none]

Work Order Number: A1A1785

Received on Ice (Y/N): Yes Temp: 3 °C

Laboratory Reference Number

A1A1785-06

Sample Description	Matrix	Sampled Date/Time	Received Date/Time
EW-18-F LMC Beaumont Site 1	Liquid	01/19/11 12:06	01/20/11 7:30

Analyte(s)	Result	RDL	MDL	Units	Method	Analysis Date	Analyst	Flag
Aggregate Organic Compounds								
Dissolved Organic Carbon	ND	0.70	0.36	mg/L	SM 5310B	01/31/11 16:10	cmd	N-TOC
Metals and Metalloids; EPA SW846 Series								
Manganese	200	10	0.24	ug/L	EPA 6010B	01/25/11 16:30	lmt	

Client Name: Tetra Tech, Inc. - San Bernardino
Contact: Mark Feldman
Address: 301 E. Vanderbilt Way Suite 450
San Bernardino, CA 92408

Report Date: 11-Feb-2011

Project Name: Tetra-Tech Lockheed
Project Number: [none]

Work Order Number: A1A1785

Received on Ice (Y/N): Yes Temp: 3 °C

Anions - Batch Quality Control

Analyte(s)	Result	RDL	MDL	Units	Spike Level	Source Result	%REC	%REC Limits	RPD	RPD Limit	Flag
Batch 1A20054 - Analyzed as received											
Blank (1A20054-BLK1)					Prepared & Analyzed: 01/20/11						
Sulfate	ND	0.50	0.37	mg/L							
Nitrate as N	ND	0.20	0.11	mg/L							
LCS (1A20054-BS1)					Prepared & Analyzed: 01/20/11						
Sulfate	51.9	0.50	0.37	mg/L	50.0		104	90-110			
Nitrate as N	12.8	0.20	0.11	mg/L	11.3		113	90-110			QL-MS
Matrix Spike (1A20054-MS1)				**Source: A1A1779-02**	Prepared & Analyzed: 01/20/11						
Sulfate	110	0.50	0.37	mg/L	100	ND	110	87-114			
Nitrate as N	4.80	0.20	0.11	mg/L	4.52	ND	106	78-120			
Matrix Spike (1A20054-MS2)				**Source: A1A1785-05**	Prepared & Analyzed: 01/20/11						
Sulfate	109	0.50	0.37	mg/L	100	12.2	96.3	87-114			
Nitrate as N	9.89	0.20	0.11	mg/L	4.52	5.11	106	78-120			
Matrix Spike Dup (1A20054-MSD1)				**Source: A1A1779-02**	Prepared & Analyzed: 01/20/11						
Sulfate	103	0.50	0.37	mg/L	100	ND	103	87-114	6.74	20	
Nitrate as N	4.84	0.20	0.11	mg/L	4.52	ND	107	78-120	0.860	20	
Batch 1A21035 - Analyzed as received											
Blank (1A21035-BLK1)					Prepared & Analyzed: 01/21/11						
Chloride	ND	1.0	0.50	mg/L							
LCS (1A21035-BS1)					Prepared & Analyzed: 01/21/11						
Chloride	50.1	1.0	0.50	mg/L	50.0		100	90-110			

Client Name: Tetra Tech, Inc. - San Bernardino
Contact: Mark Feldman
Address: 301 E. Vanderbilt Way Suite 450
San Bernardino, CA 92408

Report Date: 11-Feb-2011

Project Name: Tetra-Tech Lockheed
Project Number: [none]

Work Order Number: A1A1785

Received on Ice (Y/N): Yes Temp: 3 °C

Anions - Batch Quality Control

Analyte(s)	Result	RDL	MDL	Units	Spike Level	Source Result	%REC	%REC Limits	RPD	RPD Limit	Flag
Batch 1A21035 - Analyzed as received											
Matrix Spike (1A21035-MS1)			**Source: A1A1785-05RE**		Prepared: 01/21/11		Analyzed: 01/22/11				
Chloride	183	1.0	0.50	mg/L	50.0	129	108	90-122			
Matrix Spike Dup (1A21035-MSD1)			**Source: A1A1785-05RE**		Prepared: 01/21/11		Analyzed: 01/22/11				
Chloride	182	1.0	0.50	mg/L	50.0	129	106	90-122	0.454	20	
Batch 1A21052 - Analyzed as received											
Blank (1A21052-BLK1)					Prepared & Analyzed: 01/21/11						
Chloride	ND	1.0	0.50	mg/L							
LCS (1A21052-BS1)					Prepared & Analyzed: 01/21/11						
Chloride	50.2	1.0	0.50	mg/L	50.0		100	90-110			
Matrix Spike (1A21052-MS1)			**Source: A1A1924-02**		Prepared & Analyzed: 01/21/11						
Chloride	51.8	1.0	0.50	mg/L	50.0	0.600	102	90-122			
Matrix Spike (1A21052-MS2)			**Source: A1A1924-03**		Prepared: 01/21/11		Analyzed: 01/22/11				
Chloride	92.0	1.0	0.50	mg/L	50.0	33.5	117	90-122			
Matrix Spike Dup (1A21052-MSD1)			**Source: A1A1924-02**		Prepared & Analyzed: 01/21/11						
Chloride	53.4	1.0	0.50	mg/L	50.0	0.600	106	90-122	3.15	20	
Batch 1A26049 - Analyzed as received											
Blank (1A26049-BLK1)					Prepared & Analyzed: 01/26/11						
Total Alkalinity	ND	3.0	1.7	mg/L							
Hydroxide	ND	3.0	1.7	mg/L							
Carbonate	ND	3.0	1.7	mg/L							
Bicarbonate	ND	3.0	1.7	mg/L							

Client Name: Tetra Tech, Inc. - San Bernardino
Contact: Mark Feldman
Address: 301 E. Vanderbilt Way Suite 450
San Bernardino, CA 92408

Report Date: 11-Feb-2011

Project Name: Tetra-Tech Lockheed
Project Number: [none]

Work Order Number: A1A1785

Received on Ice (Y/N): Yes Temp: 3 °C

Anions - Batch Quality Control

Analyte(s)	Result	RDL	MDL	Units	Spike Level	Source Result	%REC	%REC Limits	RPD	RPD Limit	Flag
Batch 1A26049 - Analyzed as received											
LCS (1A26049-BS1)					Prepared & Analyzed: 01/26/11						
Total Alkalinity	458	3.0	1.7	mg/L	472		97.0	95-105			
Carbonate	272	3.0	1.7	mg/L	272		100	95-105			
Duplicate (1A26049-DUP1)					**Source: A1A1626-52**	Prepared & Analyzed: 01/26/11					
Total Alkalinity	33.0	3.0	1.7	mg/L		33.0			0.00	20	
Hydroxide	ND	3.0	1.7	mg/L		ND				20	
Carbonate	14.4	3.0	1.7	mg/L		14.4			0.00	20	
Bicarbonate	11.0	3.0	1.7	mg/L		11.0			0.00	20	
Duplicate (1A26049-DUP2)					**Source: A1A1647-01**	Prepared & Analyzed: 01/26/11					
Total Alkalinity	195	3.0	1.7	mg/L		196			0.512	20	
Hydroxide	ND	3.0	1.7	mg/L		ND				20	
Carbonate	ND	3.0	1.7	mg/L		ND				20	
Bicarbonate	238	3.0	1.7	mg/L		239			0.419	20	
Duplicate (1A26049-DUP3)					**Source: A1A2287-07**	Prepared & Analyzed: 01/26/11					
Total Alkalinity	208	3.0	1.7	mg/L		202			2.93	20	
Hydroxide	ND	3.0	1.7	mg/L		ND				20	
Carbonate	ND	3.0	1.7	mg/L		ND				20	
Bicarbonate	254	3.0	1.7	mg/L		246			3.20	20	

E.S.BABCOCK&Sons,Inc.
Environmental Laboratories est 1906

Client Name: Tetra Tech, Inc. - San Bernardino
Contact: Mark Feldman
Address: 301 E. Vanderbilt Way Suite 450
San Bernardino, CA 92408

Report Date: 11-Feb-2011

Project Name: Tetra-Tech Lockheed
Project Number: [none]

Work Order Number: A1A1785

Received on Ice (Y/N): Yes Temp: 3 °C

Solids - Batch Quality Control

Analyte(s)	Result	RDL	MDL	Units	Spike Level	Source Result	%REC	%REC Limits	RPD	RPD Limit	Flag
Batch 1A24054 - Analyzed as received											
Blank (1A24054-BLK1)					Prepared & Analyzed: 01/24/11						
Total Dissolved Solids	ND	10	5.5	mg/L							
LCS (1A24054-BS1)					Prepared & Analyzed: 01/24/11						
Total Dissolved Solids	686	20	11	mg/L	746		92.0	90-110			
Duplicate (1A24054-DUP1)					**Source: A1A1698-01** Prepared & Analyzed: 01/24/11						
Total Dissolved Solids	6190	40	22	mg/L		6120			1.17	20	
Duplicate (1A24054-DUP2)					**Source: A1A1804-01** Prepared & Analyzed: 01/24/11						
Total Dissolved Solids	897	20	11	mg/L		896			0.112	20	

E.S.BABCOCK&Sons,Inc.
Environmental Laboratories est 1906

Client Name: Tetra Tech, Inc. - San Bernardino
Contact: Mark Feldman
Address: 301 E. Vanderbilt Way Suite 450
San Bernardino, CA 92408

Report Date: 11-Feb-2011

Project Name: Tetra-Tech Lockheed
Project Number: [none]

Work Order Number: A1A1785

Received on Ice (Y/N): Yes Temp: 3 °C

Aggregate Organic Compounds - Batch Quality Control

Analyte(s)	Result	RDL	MDL	Units	Spike Level	Source Result	%REC	%REC Limits	RPD	RPD Limit	Flag
Batch 1A25026 - As recieved											
Blank (1A25026-BLK1)					Prepared: 01/25/11 Analyzed: 02/01/11						
Dissolved Organic Carbon	ND	0.70	0.36	mg/L							
LCS (1A25026-BS1)					Prepared: 01/25/11 Analyzed: 02/01/11						
Dissolved Organic Carbon	4.56	0.70	0.36	mg/L	4.00		114	81.5-118			
Matrix Spike (1A25026-MS1)		**Source: A1A1865-01**			Prepared: 01/25/11 Analyzed: 02/01/11						
Dissolved Organic Carbon	20.1	0.70	0.36	mg/L	4.00	13.8	156	80-120			QM-3x
Matrix Spike Dup (1A25026-MSD1)		**Source: A1A1865-01**			Prepared: 01/25/11 Analyzed: 02/01/11						
Dissolved Organic Carbon	19.8	0.70	0.36	mg/L	4.00	13.8	150	80-120	1.30	10	QM-3x

Client Name: Tetra Tech, Inc. - San Bernardino
Contact: Mark Feldman
Address: 301 E. Vanderbilt Way Suite 450
San Bernardino, CA 92408

Report Date: 11-Feb-2011

Project Name: Tetra-Tech Lockheed
Project Number: [none]

Work Order Number: A1A1785

Received on Ice (Y/N): Yes Temp: 3 °C

Oxyhalides - Batch Quality Control

Analyte(s)	Result	RDL	MDL	Units	Spike Level	Source Result	%REC	%REC Limits	RPD	RPD Limit	Flag
Batch 1A20044 - Analyzed as received											
Blank (1A20044-BLK1)					Prepared: 01/20/11 Analyzed: 01/22/11						
Chlorate	ND	1.0	1.0	ug/L*							
LCS (1A20044-BS1)					Prepared: 01/20/11 Analyzed: 01/22/11						
Chlorate	11.9	1.0	1.0	ug/L*	10.0		119	80-120			
Duplicate (1A20044-DUP1)				**Source: A1A1640-02**	Prepared: 01/20/11 Analyzed: 01/22/11						
Chlorate	ND	1.0	1.0	ug/L*		ND				20	
Matrix Spike (1A20044-MS1)				**Source: A1A1640-02**	Prepared: 01/20/11 Analyzed: 01/22/11						
Chlorate	10.5	1.0	1.0	ug/L*	10.0	ND	105	80-120			
Matrix Spike Dup (1A20044-MSD1)				**Source: A1A1640-02**	Prepared: 01/20/11 Analyzed: 01/22/11						
Chlorate	10.8	1.0	1.0	ug/L*	10.0	ND	108	80-120	2.60	20	
Batch 1A27039 - Analyzed as received											
Blank (1A27039-BLK1)					Prepared: 01/27/11 Analyzed: 01/28/11						
Chlorate	ND	1.0	1.0	ug/L*							
LCS (1A27039-BS1)					Prepared: 01/27/11 Analyzed: 01/28/11						
Chlorate	10.5	1.0	1.0	ug/L*	10.0		105	80-120			
Duplicate (1A27039-DUP1)				**Source: A1A2152-02**	Prepared: 01/27/11 Analyzed: 01/28/11						
Chlorate	ND	1.0	1.0	ug/L*		ND				20	
Matrix Spike (1A27039-MS1)				**Source: A1A2152-02**	Prepared: 01/27/11 Analyzed: 01/28/11						
Chlorate	ND	1.0	1.0	ug/L*	10.0	ND	NR	80-120			QFnt, QMout

Client Name: Tetra Tech, Inc. - San Bernardino
Contact: Mark Feldman
Address: 301 E. Vanderbilt Way Suite 450
San Bernardino, CA 92408

Report Date: 11-Feb-2011

Project Name: Tetra-Tech Lockheed
Project Number: [none]

Work Order Number: A1A1785

Received on Ice (Y/N): Yes Temp: 3 °C

Oxyhalides - Batch Quality Control

Analyte(s)	Result	RDL	MDL	Units	Spike Level	Source Result	%REC	%REC Limits	RPD	RPD Limit	Flag
Batch 1A27039 - Analyzed as received											
Matrix Spike Dup (1A27039-MSD1)		**Source: A1A2152-02**			Prepared: 01/27/11	Analyzed: 01/28/11					
Chlorate	ND	1.0	1.0	ug/L*	10.0	ND	NR	80-120		20	QFnt, QMout

E.S.BABCOCK&Sons,Inc.
Environmental Laboratories est 1906

Client Name: Tetra Tech, Inc. - San Bernardino
Contact: Mark Feldman
Address: 301 E. Vanderbilt Way Suite 450
San Bernardino, CA 92408

Report Date: 11-Feb-2011

Project Name: Tetra-Tech Lockheed
Project Number: [none]

Work Order Number: A1A1785

Received on Ice (Y/N): Yes Temp: 3 °C

General Inorganics - Batch Quality Control

Analyte(s)	Result	RDL	MDL	Units	Spike Level	Source Result	%REC	%REC Limits	RPD	RPD Limit	Flag
Batch 1A24061 - Analyzed as received											
Blank (1A24061-BLK1)					Prepared: 01/24/11 Analyzed: 01/25/11						
Perchlorate	ND	0.10	0.071	ug/L*							
LCS (1A24061-BS1)					Prepared: 01/24/11 Analyzed: 01/25/11						
Perchlorate	4.91	0.10	0.071	ug/L*	5.00		98.3	80-120			
Duplicate (1A24061-DUP1)					**Source: A1A1924-03RE** Prepared: 01/24/11 Analyzed: 01/25/11						
Perchlorate	17200	200	140	ug/L*		16800			2.79	20	
Matrix Spike (1A24061-MS1)					**Source: A1A1924-03RE** Prepared: 01/24/11 Analyzed: 01/25/11						
Perchlorate	26600	200	140	ug/L*	10000	16800	NR	80-120			QOcal
Matrix Spike Dup (1A24061-MSD1)					**Source: A1A1924-03RE** Prepared: 01/24/11 Analyzed: 01/25/11						
Perchlorate	27800	200	140	ug/L*	10000	16800	NR	80-120	4.52	20	QOcal
Batch 1A27039 - Analyzed as received											
Blank (1A27039-BLK1)					Prepared: 01/27/11 Analyzed: 01/28/11						
Perchlorate	ND	0.10	0.071	ug/L*							
LCS (1A27039-BS1)					Prepared: 01/27/11 Analyzed: 01/28/11						
Perchlorate	4.93	0.10	0.071	ug/L*	5.00		98.6	80-120			
Duplicate (1A27039-DUP1)					**Source: A1A2152-02** Prepared: 01/27/11 Analyzed: 01/28/11						
Perchlorate	ND	0.10	0.071	ug/L*		ND				20	
Matrix Spike (1A27039-MS1)					**Source: A1A2152-02** Prepared: 01/27/11 Analyzed: 01/28/11						
Perchlorate	4.62	0.10	0.071	ug/L*	5.00	ND	92.4	80-120			

Client Name: Tetra Tech, Inc. - San Bernardino
Contact: Mark Feldman
Address: 301 E. Vanderbilt Way Suite 450
San Bernardino, CA 92408

Report Date: 11-Feb-2011

Project Name: Tetra-Tech Lockheed
Project Number: [none]

Work Order Number: A1A1785

Received on Ice (Y/N): Yes Temp: 3 °C

General Inorganics - Batch Quality Control

Analyte(s)	Result	RDL	MDL	Units	Spike Level	Source Result	%REC	%REC Limits	RPD	RPD Limit	Flag
Batch 1A27039 - Analyzed as received											
Matrix Spike Dup (1A27039-MSD1)		**Source: A1A2152-02**			Prepared: 01/27/11	Analyzed: 01/28/11					
Perchlorate	4.76	0.10	0.071	ug/L*	5.00	ND	95.3	80-120	3.09	20	

E.S.BABCOCK&Sons,Inc.
Environmental Laboratories est 1906

Client Name: Tetra Tech, Inc. - San Bernardino
Contact: Mark Feldman
Address: 301 E. Vanderbilt Way Suite 450
San Bernardino, CA 92408

Report Date: 11-Feb-2011

Project Name: Tetra-Tech Lockheed
Project Number: [none]

Work Order Number: A1A1785

Received on Ice (Y/N): Yes Temp: 3 °C

Nutrients - Batch Quality Control

Analyte(s)	Result	RDL	MDL	Units	Spike Level	Source Result	%REC	%REC Limits	RPD	RPD Limit	Flag
Batch 1A20040 - Filter if turbid.											
LCS (1A20040-BS1)					Prepared & Analyzed: 01/20/11						
Nitrite as N	0.980	0.10	0.017	mg/L	1.00		98.0	90-110			
Matrix Spike (1A20040-MS1)				**Source: A1A1747-01**	Prepared & Analyzed: 01/20/11						
Nitrite as N	0.980	0.10	0.017	mg/L	1.00	ND	98.0	80-120			
Matrix Spike Dup (1A20040-MSD1)				**Source: A1A1747-01**	Prepared & Analyzed: 01/20/11						
Nitrite as N	1.01	0.10	0.017	mg/L	1.00	ND	101	80-120	3.02	20	

Client Name: Tetra Tech, Inc. - San Bernardino
Contact: Mark Feldman
Address: 301 E. Vanderbilt Way Suite 450
San Bernardino, CA 92408

Report Date: 11-Feb-2011

Project Name: Tetra-Tech Lockheed
Project Number: [none]

Work Order Number: A1A1785

Received on Ice (Y/N): Yes Temp: 3 °C

Metals and Metalloids; EPA SW846 Series - Batch Quality Control

Analyte(s)	Result	RDL	MDL	Units	Spike Level	Source Result	%REC	%REC Limits	RPD	RPD Limit	Flag
Batch 1A20048 - EPA 200.2 SOP M02C											
Blank (1A20048-BLK1)					Prepared & Analyzed: 01/21/11						
Iron	ND	20	2.3	ug/L							
LCS (1A20048-BS1)					Prepared & Analyzed: 01/21/11						
Iron	327	20	2.3	ug/L	333		98.2	85-115			
Matrix Spike (1A20048-MS1)				**Source: A1A1785-05**	Prepared & Analyzed: 01/21/11						
Iron	4270	20	2.3	ug/L	333	3990	81.9	75-125			
Matrix Spike Dup (1A20048-MSD1)				**Source: A1A1785-05**	Prepared & Analyzed: 01/21/11						
Iron	4220	20	2.3	ug/L	333	3990	68.6	75-125	1.04	20	QM-3x
Batch 1A24046 - 6010B/No Digest M09											
Blank (1A24046-BLK1)					Prepared & Analyzed: 01/25/11						
Manganese	ND	10	0.24	ug/L							
LCS (1A24046-BS1)					Prepared & Analyzed: 01/25/11						
Manganese	982	10	0.24	ug/L	1000		97.8	85-115			
Matrix Spike (1A24046-MS1)				**Source: A1A1640-03**	Prepared & Analyzed: 01/25/11						
Manganese	994	10	0.24	ug/L	1000	ND	99.0	75-125			
Matrix Spike Dup (1A24046-MSD1)				**Source: A1A1640-03**	Prepared & Analyzed: 01/25/11						
Manganese	1010	10	0.24	ug/L	1000	ND	101	75-125	1.63	20	

Client Name: Tetra Tech, Inc. - San Bernardino
Contact: Mark Feldman
Address: 301 E. Vanderbilt Way Suite 450
San Bernardino, CA 92408

Report Date: 11-Feb-2011

Project Name: Tetra-Tech Lockheed
Project Number: [none]

Work Order Number: A1A1785

Received on Ice (Y/N): Yes Temp: 3 °C

Volatile Organic Compounds by EPA 8260B - Batch Quality Control

Analyte(s)	Result	RDL	MDL	Units	Spike Level	Source Result	%REC	%REC Limits	RPD	RPD Limit	Flag
Batch 1A31044 - Purge and Trap											
Blank (1A31044-BLK1)					Prepared: 01/31/11 Analyzed: 02/01/11						
1,1,1-Trichloroethane	ND	0.50	0.12	ug/L							
1,1,2,2-Tetrachloroethane	ND	0.50	0.29	ug/L							
1,1,2-Trichloroethane	ND	0.50	0.31	ug/L							
1,1-Dichloroethane	ND	0.50	0.098	ug/L							
1,1-Dichloroethene	ND	0.50	0.12	ug/L							
1,2,3-Trichloropropane	ND	0.50	0.29	ug/L							
1,2-Dichlorobenzene	ND	0.50	0.20	ug/L							
1,2-Dichloroethane	ND	0.50	0.21	ug/L							
1,2-Dichloropropane	ND	0.50	0.19	ug/L							
1,3-Dichlorobenzene	ND	0.50	0.15	ug/L							
1,4-Dichlorobenzene	ND	0.50	0.072	ug/L							
2-Butanone(MEK)	ND	3.0	1.2	ug/L							
2-Hexanone	ND	5.0	1.2	ug/L							
4-Methyl-2-Pentanone(MIBK)	ND	5.0	0.95	ug/L							
Acetone	ND	10	5.0	ug/L							
Benzene	ND	0.50	0.14	ug/L							
Bromodichloromethane	ND	0.50	0.11	ug/L							
Bromoform	ND	1.0	0.50	ug/L							
Bromomethane	ND	0.50	0.48	ug/L							
Carbon Disulfide	ND	0.50	0.36	ug/L							
Carbon Tetrachloride	ND	0.50	0.15	ug/L							
Chlorobenzene	ND	0.50	0.23	ug/L							
Chloroethane	ND	0.50	0.35	ug/L							
Chloroform	ND	0.50	0.46	ug/L							
Chloromethane	ND	0.50	0.36	ug/L							
cis-1,2-Dichloroethene	ND	0.50	0.18	ug/L							
cis-1,3-Dichloropropene	ND	0.50	0.30	ug/L							
Dibromochloromethane	ND	0.50	0.37	ug/L							
Ethylbenzene	ND	0.50	0.26	ug/L							
Methyl tert Butyl Ether	ND	5.0	0.43	ug/L							
Methylene Chloride	ND	3.0	0.15	ug/L							
Styrene	ND	0.50	0.22	ug/L							
Tetrachloroethene	ND	0.50	0.23	ug/L							
Toluene	ND	0.50	0.22	ug/L							
trans-1,2-Dichloroethene	ND	0.50	0.10	ug/L							
trans-1,3-Dichloropropene	ND	0.50	0.24	ug/L							

Client Name: Tetra Tech, Inc. - San Bernardino
Contact: Mark Feldman
Address: 301 E. Vanderbilt Way Suite 450
San Bernardino, CA 92408

Report Date: 11-Feb-2011

Project Name: Tetra-Tech Lockheed
Project Number: [none]

Work Order Number: A1A1785

Received on Ice (Y/N): Yes Temp: 3 °C

Volatile Organic Compounds by EPA 8260B - Batch Quality Control

Analyte(s)	Result	RDL	MDL	Units	Spike Level	Source Result	%REC	%REC Limits	RPD	RPD Limit	Flag
Batch 1A31044 - Purge and Trap											
Blank (1A31044-BLK1)					Prepared: 01/31/11 Analyzed: 02/01/11						
Trichloroethene	ND	0.50	0.25	ug/L							
Trichlorofluoromethane	ND	5.0	0.16	ug/L							
Vinyl Acetate	ND	10	0.48	ug/L							
Vinyl Chloride	ND	0.50	0.13	ug/L							
Xylenes (m+p)	ND	0.50	0.36	ug/L							
Xylenes (ortho)	ND	0.50	0.41	ug/L							
1,4-Dioxane	ND	35	9.3	ug/L							
Surrogate: 1,2-Dichloroethane-d4	*10.3*			ug/L	*10.0*		*103*	*80-124*			
Surrogate: Bromofluorobenzene	*10.1*			ug/L	*10.0*		*101*	*80-120*			
Surrogate: Toluene-d8	*9.81*			ug/L	*10.0*		*98.1*	*80-120*			
LCS (1A31044-BS1)					Prepared & Analyzed: 01/31/11						
1,1-Dichloroethane	23.7	0.50	0.098	ug/L	25.0		94.6	70-130			
1,1-Dichloroethene	24.4	0.50	0.12	ug/L	25.0		97.5	70-130			
1,4-Dichlorobenzene	25.3	0.50	0.072	ug/L	25.0		101	70-130			
Benzene	25.9	0.50	0.14	ug/L	25.0		104	70-130			
Bromodichloromethane	24.8	0.50	0.11	ug/L	25.0		99.2	70-130			
Bromoform	25.1	1.0	0.50	ug/L	25.0		100	70-130			
Chloroform	26.0	0.50	0.46	ug/L	25.0		104	70-130			
Dibromochloromethane	25.0	0.50	0.37	ug/L	25.0		99.9	70-130			
Ethylbenzene	25.3	0.50	0.26	ug/L	25.0		101	70-130			
Methyl tert Butyl Ether	26.3	5.0	0.43	ug/L	25.0		105	70-130			
Tetrachloroethene	22.5	0.50	0.23	ug/L	25.0		90.0	70-130			
Toluene	24.2	0.50	0.22	ug/L	25.0		96.9	70-130			
Trichloroethene	24.6	0.50	0.25	ug/L	25.0		98.2	70-130			
Vinyl Chloride	25.2	0.50	0.13	ug/L	25.0		101	70-130			
Xylenes (m+p)	51.0	0.50	0.36	ug/L	50.0		102	70-130			
Xylenes (ortho)	25.6	0.50	0.41	ug/L	25.0		103	70-130			
Surrogate: 1,2-Dichloroethane-d4	*10.2*			ug/L	*10.0*		*102*	*80-124*			
Surrogate: Bromofluorobenzene	*9.90*			ug/L	*10.0*		*99.0*	*80-120*			
Surrogate: Toluene-d8	*9.86*			ug/L	*10.0*		*98.6*	*80-120*			

Client Name: Tetra Tech, Inc. - San Bernardino
Contact: Mark Feldman
Address: 301 E. Vanderbilt Way Suite 450
San Bernardino, CA 92408

Report Date: 11-Feb-2011

Project Name: Tetra-Tech Lockheed
Project Number: [none]

Work Order Number: A1A1785

Received on Ice (Y/N): Yes Temp: 3 °C

Volatile Organic Compounds by EPA 8260B - Batch Quality Control

Analyte(s)	Result	RDL	MDL	Units	Spike Level	Source Result	%REC	%REC Limits	RPD	RPD Limit	Flag
Batch 1A31044 - Purge and Trap											
LCS Dup (1A31044-BSD1)					Prepared & Analyzed: 01/31/11						
1,1-Dichloroethane	22.9	0.50	0.098	ug/L	25.0		91.6	70-130	3.31	20	
1,1-Dichloroethene	23.4	0.50	0.12	ug/L	25.0		93.7	70-130	3.93	20	
1,4-Dichlorobenzene	25.0	0.50	0.072	ug/L	25.0		99.8	70-130	1.43	20	
Benzene	25.1	0.50	0.14	ug/L	25.0		100	70-130	3.06	20	
Bromodichloromethane	24.4	0.50	0.11	ug/L	25.0		97.7	70-130	1.58	20	
Bromoform	24.0	1.0	0.50	ug/L	25.0		95.9	70-130	4.44	20	
Chloroform	25.0	0.50	0.46	ug/L	25.0		100	70-130	4.00	20	
Dibromochloromethane	24.8	0.50	0.37	ug/L	25.0		99.2	70-130	0.643	20	
Ethylbenzene	25.0	0.50	0.26	ug/L	25.0		99.9	70-130	1.19	20	
Methyl tert Butyl Ether	25.4	5.0	0.43	ug/L	25.0		102	70-130	3.25	20	
Tetrachloroethene	22.2	0.50	0.23	ug/L	25.0		88.8	70-130	1.34	20	
Toluene	23.9	0.50	0.22	ug/L	25.0		95.7	70-130	1.25	20	
Trichloroethene	23.7	0.50	0.25	ug/L	25.0		94.8	70-130	3.52	20	
Vinyl Chloride	24.2	0.50	0.13	ug/L	25.0		96.6	70-130	4.33	20	
Xylenes (m+p)	50.1	0.50	0.36	ug/L	50.0		100	70-130	1.76	20	
Xylenes (ortho)	25.1	0.50	0.41	ug/L	25.0		100	70-130	2.13	20	
Surrogate: 1,2-Dichloroethane-d4	*10.1*			ug/L	*10.0*		*101*	*80-124*			
Surrogate: Bromofluorobenzene	*10.0*			ug/L	*10.0*		*100*	*80-120*			
Surrogate: Toluene-d8	*9.83*			ug/L	*10.0*		*98.3*	*80-120*			
Duplicate (1A31044-DUP1)					**Source: A1A1640-02**	Prepared: 01/31/11		Analyzed: 02/01/11			
1,1,1,2-Tetrachloroethane	ND	0.50	0.14	ug/L		ND				40	
1,1,1-Trichloroethane	ND	0.50	0.12	ug/L		ND				40	
1,1,2,2-Tetrachloroethane	ND	0.50	0.29	ug/L		ND				40	
1,1,2-Trichloroethane	ND	0.50	0.31	ug/L		ND				40	
1,1-Dichloroethane	ND	0.50	0.098	ug/L		ND				40	
1,1-Dichloroethene	ND	0.50	0.12	ug/L		ND				40	
1,1-Dichloropropene	ND	0.50	0.14	ug/L		ND				40	
1,2,3-Trichloropropane	ND	0.50	0.29	ug/L		ND				40	
1,2,4-Trichlorobenzene	ND	0.50	0.34	ug/L		ND				40	
1,2-Dichlorobenzene	ND	0.50	0.20	ug/L		ND				40	
1,2-Dichloroethane	ND	0.50	0.21	ug/L		ND				40	
1,2-Dichloropropane	ND	0.50	0.19	ug/L		ND				40	
1,3-Dichlorobenzene	ND	0.50	0.15	ug/L		ND				40	
1,3-Dichloropropane	ND	0.50	0.22	ug/L		ND				40	
1,4-Dichlorobenzene	ND	0.50	0.072	ug/L		ND				40	
2,2-Dichloropropane	ND	0.50	0.49	ug/L		ND				40	

Client Name: Tetra Tech, Inc. - San Bernardino
Contact: Mark Feldman
Address: 301 E. Vanderbilt Way Suite 450
San Bernardino, CA 92408

Report Date: 11-Feb-2011

Project Name: Tetra-Tech Lockheed
Project Number: [none]

Work Order Number: A1A1785

Received on Ice (Y/N): Yes Temp: 3 °C

Volatile Organic Compounds by EPA 8260B - Batch Quality Control

Analyte(s)	Result	RDL	MDL	Units	Spike Level	Source Result	%REC	%REC Limits	RPD	RPD Limit	Flag
Batch 1A31044 - Purge and Trap											
Duplicate (1A31044-DUP1)			**Source: A1A1640-02**	Prepared: 01/31/11 Analyzed: 02/01/11							
2-Butanone(MEK)	ND	3.0	1.2	ug/L		ND				40	
2-Hexanone	ND	5.0	1.2	ug/L		ND				40	
4-Methyl-2-Pentanone(MIBK)	ND	5.0	0.95	ug/L		ND				40	
Acetone	ND	10	5.0	ug/L		ND				40	
Acetonitrile	ND	10	2.2	ug/L		ND				40	
Acrolein	ND	10	3.7	ug/L		ND				40	
Acrylonitrile	ND	10	3.3	ug/L		ND				40	
Allyl Chloride	ND	5.0	0.20	ug/L		ND				40	
Benzene	ND	0.50	0.14	ug/L		ND				40	
Bromochloromethane	ND	0.50	0.33	ug/L		ND				40	
Bromodichloromethane	ND	0.50	0.11	ug/L		ND				40	
Bromoform	ND	1.0	0.50	ug/L		ND				40	
Bromomethane	ND	0.50	0.48	ug/L		ND				40	
Carbon Disulfide	ND	0.50	0.36	ug/L		ND				40	
Carbon Tetrachloride	ND	0.50	0.15	ug/L		ND				40	
Chlorobenzene	ND	0.50	0.23	ug/L		ND				40	
Chloroethane	ND	0.50	0.35	ug/L		ND				40	
Chloroform	ND	0.50	0.46	ug/L		ND				40	
Chloromethane	ND	0.50	0.36	ug/L		ND				40	
Chloroprene	ND	10	0.21	ug/L		ND				40	
cis-1,2-Dichloroethene	ND	0.50	0.18	ug/L		ND				40	
cis-1,3-Dichloropropene	ND	0.50	0.30	ug/L		ND				40	
Dibromochloromethane	ND	0.50	0.37	ug/L		ND				40	
Dibromomethane	ND	0.50	0.16	ug/L		ND				40	
Dichlorodifluoromethane	ND	0.50	0.18	ug/L		ND				40	
Ethyl Methacrylate	ND	0.50	0.48	ug/L		ND				40	
Ethylbenzene	ND	0.50	0.26	ug/L		ND				40	
Iodomethane	ND	10	1.1	ug/L		ND				40	
Isobutyl Alcohol	ND	100	4.8	ug/L		ND				40	
Methacrylonitrile	ND	10	2.9	ug/L		ND				40	
Methyl Methacrylate	ND	5.0	0.96	ug/L		ND				40	
Methyl tert Butyl Ether	ND	5.0	0.43	ug/L		ND				40	
Methylene Chloride	0.280	3.0	0.15	ug/L		0.210			28.6	40	J
Naphthalene	ND	0.50	0.44	ug/L		ND				40	
Propionitrile	ND	200	3.7	ug/L		ND				40	
Styrene	ND	0.50	0.22	ug/L		ND				40	

Client Name: Tetra Tech, Inc. - San Bernardino
Contact: Mark Feldman
Address: 301 E. Vanderbilt Way Suite 450
San Bernardino, CA 92408

Report Date: 11-Feb-2011

Project Name: Tetra-Tech Lockheed
Project Number: [none]

Work Order Number: A1A1785

Received on Ice (Y/N): Yes Temp: 3 °C

Volatile Organic Compounds by EPA 8260B - Batch Quality Control

Analyte(s)	Result	RDL	MDL	Units	Spike Level	Source Result	%REC	%REC Limits	RPD	RPD Limit	Flag
Batch 1A31044 - Purge and Trap											
Duplicate (1A31044-DUP1)			**Source: A1A1640-02**	Prepared: 01/31/11 Analyzed: 02/01/11							
Tetrachloroethene	ND	0.50	0.23	ug/L		ND				40	
Toluene	ND	0.50	0.22	ug/L		ND				40	
trans-1,2-Dichloroethene	ND	0.50	0.10	ug/L		ND				40	
trans-1,3-Dichloropropene	ND	0.50	0.24	ug/L		ND				40	
trans-1,4-Dichloro-2-butene	ND	5.0	0.58	ug/L		ND				40	
Trichloroethene	ND	0.50	0.25	ug/L		ND				40	
Trichlorofluoromethane	ND	5.0	0.16	ug/L		ND				40	
Vinyl Acetate	ND	10	0.48	ug/L		ND				40	
Vinyl Chloride	ND	0.50	0.13	ug/L		ND				40	
Xylenes (m+p)	ND	0.50	0.36	ug/L		ND				40	
Xylenes (ortho)	ND	0.50	0.41	ug/L		ND				40	
Xylenes (total)	ND	1.0	0.41	ug/L		ND				200	
Surrogate: 1,2-Dichloroethane-d4	*10.4*			ug/L	*10.0*		*104*	*80-124*			
Surrogate: Bromofluorobenzene	*10.1*			ug/L	*10.0*		*101*	*80-120*			
Surrogate: Toluene-d8	*9.76*			ug/L	*10.0*		*97.6*	*80-120*			
Matrix Spike (1A31044-MS1)			**Source: A1A1796-01**	Prepared & Analyzed: 01/31/11							
1,1-Dichloroethane	24.8	0.50	0.098	ug/L	25.0	ND	99.0	70-130			
1,1-Dichloroethene	26.5	0.50	0.12	ug/L	25.0	ND	106	70-130			
1,4-Dichlorobenzene	25.6	0.50	0.072	ug/L	25.0	ND	102	70-130			
Benzene	27.3	0.50	0.14	ug/L	25.0	ND	109	70-130			
Bromodichloromethane	26.9	0.50	0.11	ug/L	25.0	ND	108	70-130			
Bromoform	26.3	1.0	0.50	ug/L	25.0	ND	105	70-130			
Chloroform	27.0	0.50	0.46	ug/L	25.0	ND	108	70-130			
Dibromochloromethane	26.8	0.50	0.37	ug/L	25.0	ND	107	70-130			
Ethylbenzene	27.4	0.50	0.26	ug/L	25.0	ND	109	70-130			
Methyl tert Butyl Ether	26.6	5.0	0.43	ug/L	25.0	ND	106	70-130			
Tetrachloroethene	25.3	0.50	0.23	ug/L	25.0	ND	101	70-130			
Toluene	26.3	0.50	0.22	ug/L	25.0	ND	105	70-130			
Trichloroethene	27.3	0.50	0.25	ug/L	25.0	ND	109	70-130			
Vinyl Chloride	26.6	0.50	0.13	ug/L	25.0	ND	106	70-130			
Xylenes (m+p)	54.2	0.50	0.36	ug/L	50.0	ND	108	70-130			
Xylenes (ortho)	27.0	0.50	0.41	ug/L	25.0	ND	108	70-130			
Surrogate: 1,2-Dichloroethane-d4	*9.68*			ug/L	*10.0*		*96.8*	*80-124*			
Surrogate: Bromofluorobenzene	*9.93*			ug/L	*10.0*		*99.3*	*80-120*			
Surrogate: Toluene-d8	*9.86*			ug/L	*10.0*		*98.6*	*80-120*			

Client Name: Tetra Tech, Inc. - San Bernardino
Contact: Mark Feldman
Address: 301 E. Vanderbilt Way Suite 450
San Bernardino, CA 92408

Report Date: 11-Feb-2011

Project Name: Tetra-Tech Lockheed
Project Number: [none]

Work Order Number: A1A1785

Received on Ice (Y/N): Yes Temp: 3 °C

Semivolatile Organic Compounds by EPA 8270C SIM - Batch Quality Control

Analyte(s)	Result	RDL	MDL	Units	Spike Level	Source Result	%REC	%REC Limits	RPD	RPD Limit	Flag
Batch 1A26025 - EPA 3520C											
Blank (1A26025-BLK1)					Prepared: 01/26/11 Analyzed: 01/31/11						
1,4-Dioxane	ND	0.20	0.10	ug/L							
LCS (1A26025-BS1)					Prepared: 01/26/11 Analyzed: 01/31/11						
1,4-Dioxane	0.480	0.20	0.10	ug/L	0.500		96.0	85-115			
LCS Dup (1A26025-BSD1)					Prepared: 01/26/11 Analyzed: 01/31/11						
1,4-Dioxane	0.485	0.20	0.10	ug/L	0.500		97.0	85-115	1.04	20	
Matrix Spike (1A26025-MS1)			**Source: A1A2109-01**		Prepared: 01/26/11 Analyzed: 01/31/11						
1,4-Dioxane	1.33	0.20	0.10	ug/L	1.00	0.510	82.0	85-115			QMout
Matrix Spike Dup (1A26025-MSD1)			**Source: A1A2109-01**		Prepared: 01/26/11 Analyzed: 01/31/11						
1,4-Dioxane	1.34	0.20	0.10	ug/L	1.00	0.510	83.0	85-115	0.749	20	QMout
Batch 1B02023 - EPA 3520C											
Blank (1B02023-BLK1)					Prepared: 02/02/11 Analyzed: 02/04/11						
1,4-Dioxane	ND	0.20	0.10	ug/L							
LCS (1B02023-BS1)					Prepared: 02/02/11 Analyzed: 02/04/11						
1,4-Dioxane	1.07	0.20	0.10	ug/L	1.00		107	85-115			
LCS Dup (1B02023-BSD1)					Prepared: 02/02/11 Analyzed: 02/04/11						
1,4-Dioxane	1.07	0.20	0.10	ug/L	1.00		107	85-115	0.00	20	
Matrix Spike (1B02023-MS1)			**Source: A1A2777-01**		Prepared: 02/02/11 Analyzed: 02/04/11						
1,4-Dioxane	1.56	0.20	0.10	ug/L	1.00	0.500	106	85-115			

Client Name: Tetra Tech, Inc. - San Bernardino
Contact: Mark Feldman
Address: 301 E. Vanderbilt Way Suite 450
San Bernardino, CA 92408

Report Date: 11-Feb-2011

Project Name: Tetra-Tech Lockheed
Project Number: [none]

Work Order Number: A1A1785

Received on Ice (Y/N): Yes Temp: 3 °C

Semivolatile Organic Compounds by EPA 8270C SIM - Batch Quality Control

Analyte(s)	Result	RDL	MDL	Units	Spike Level	Source Result	%REC	%REC Limits	RPD	RPD Limit	Flag
Batch 1B02023 - EPA 3520C											
Matrix Spike Dup (1B02023-MSD1)		**Source: A1A2777-01**			Prepared: 02/02/11	Analyzed: 02/04/11					
1,4-Dioxane	1.53	0.20	0.10	ug/L	1.00	0.500	103	85-115	1.94	20	

E.S.BABCOCK&Sons,Inc.
Environmental Laboratories est 1906

Client Name: Tetra Tech, Inc. - San Bernardino
Contact: Mark Feldman
Address: 301 E. Vanderbilt Way Suite 450
San Bernardino, CA 92408

Report Date: 11-Feb-2011

Project Name: Tetra-Tech Lockheed
Project Number: [none]

Work Order Number: A1A1785

Received on Ice (Y/N): Yes Temp: 3 °C

Notes and Definitions

A-01	See EPA 8270-SIM results for a more accurate quantitation of 1,4-Dioxane
J	Estimated value
N_HTd	Original sample was run within holding time. Due to matrix interference or high background level of analyte, the sample was diluted and reanalyzed. Reanalysis occurred outside EPA recommended holding time.
N_RLm	Due to sample matrix, the reporting limit has been raised.
NOcal	The concentration indicated for this analyte is an estimated value above the calibration range of the instrument.
N-TOCd	Sample filtered and preserved at laboratory after 15 minute regulatory holding time.
QFnt	The referenced sample did not require this QC analyte, so a follow-up is not needed.
QL-MS	Batch acceptance based on MS and/or MSD recovery within LCS criteria. The LCS recovery did not meet laboratory acceptance criteria.
QM-3x	Due to analyte concentration greater than or equal to 3 times the spike concentration, recoveries for the metal MS and/or MSD did not meet laboratory acceptance criteria.
QMout	MS and/or MSD recovery did not meet laboratory acceptance criteria.
QOcal	The concentration indicated for this analyte is an estimated value above the calibration range of the instrument.
ND:	Analyte NOT DETECTED at or above the Method Detection Limit **(if MDL is reported)**, otherwise at or above the Reportable Detection Limit (RDL)
NR:	Not Reported
RDL:	Reportable Detection Limit
MDL:	Method Detection Limit

* / (Non-NELAP): NELAP does not offer accreditation for this analyte/method/matrix combination

E.S.BABCOCK&Sons,Inc.
Environmental Laboratories est 1906

Client Name: Tetra Tech, Inc. - San Bernardino
Contact: Mark Feldman
Address: 301 E. Vanderbilt Way Suite 450
San Bernardino, CA 92408

Report Date: 11-Feb-2011

Project Name: Tetra-Tech Lockheed
Project Number: [none]

Work Order Number: A1A1785

Received on Ice (Y/N): Yes Temp: 3 °C

Approval

Enclosed are the analytical results for the submitted sample(s). Babcock Laboratories certify the data presented as part of this report meet the minimum quality standards in the referenced analytical methods. Any exceptions have been noted. Babcock Laboratories and its officers and employees assume no responsibility and make no warranty, express or implied, for uses or interpretations made by any recipients, intended or unintended, of this report.

Lorenzo Rodriguez

Lorenzo (Z) Rodriguez

Project Manager

cc:

ESB_ mdl_PDF

Client Name: Tetra Tech, Inc. - San Bernardino
Contact: Mark Feldman
Address: 301 E. Vanderbilt Way Suite 450
San Bernardino, CA 92408

Report Date: 11-Feb-2011

Project Name: Tetra-Tech Lockheed
Project Number: [none]

Work Order Number: A1A1785

Received on Ice (Y/N): Yes Temp: 3 °C

microseeps
from insight comes solutions

Client Name: ES Babcock and Sons, Inc
Contact: Lorenzo Rodriguez
Address: 6100 Quail Valley
PO Box 432
Riverside, CA 92502-0432

Page: Page 1 of 7
Lab Proj #: P1101214
Report Date: 02/02/11
Client Proj Name: A1A1785
Client Proj #: A1A1785

Laboratory Results

Total pages in data package: 8

Lab Sample #	Client Sample ID
P1101214-01	LEB2-011911-BP
P1101214-02	IW-05
P1101214-03	EW-18

Microseeps test results meet all the requirements of the NELAC standards or provide reasons and/or justification if they do not.

Approved By: Heather Hauser (RPC) ***Date:*** 2/3/11

Project Manager: Heather Hauser

The analytical results reported here are reliable and usable to the precision expressed in this report. As required by some regulating authorities, a full discussion of the uncertainty in our analytical results can be obtained at our web site or through customer service. Unless otherwise specified, all results are reported on a wet weight basis.

As a valued client we would appreciate your comments on our service.
Please call customer service at (412)826-5245 or email customerservice@microseeps.com.

Case Narrative:

220 William Pitt Way • Pittsburgh, PA 15238 • Tel 412-826-5245 • Fax 412-826-3433
website www.microseeps.com email info@microseeps.com

Client Name: Tetra Tech, Inc. - San Bernardino
Contact: Mark Feldman
Address: 301 E. Vanderbilt Way Suite 450
San Bernardino, CA 92408

Report Date: 11-Feb-2011

Project Name: Tetra-Tech Lockheed
Project Number: [none]

Work Order Number: A1A1785

Received on Ice (Y/N): Yes Temp: 3 °C

Client Name: ES Babcock and Sons, Inc
Contact: Lorenzo Rodriguez
Address: 6100 Quail Valley
PO Box 432
Riverside, CA 92502-0432

Page: Page 2 of 7
Lab Proj #: P1101214
Report Date: 02/02/11
Client Proj Name: A1A1785
Client Proj #: A1A1785

Sample Description	Matrix	Lab Sample #	Sampled Date/Time	Received
LEB2-011911-BP	Water	P1101214-01	19 Jan. 11 7:35	21 Jan. 11 10:03

Analyte(s)	Flag	Result	PQL	Units	Method #	Analysis Date	By
RiskAnalysis							
N Ethane	U	< 0.10	0.1	ug/L	RSK-175	1/27/11	gt
N Ethene	U	< 0.10	0.1	ug/L	RSK-175	1/27/11	gt
N Methane		1.40	0.1	ug/L	RSK-175	1/27/11	gt

PA02-00538

Data Qualifiers: J - estimated value, U - Non detect, R - Poor surrogate recovery, M - Recovery/RPD poor for MS/MSD, SAMP/DUP, B - detected in blank, S - field sample as received did not meet NELAC sample acceptance criteria, L - Subcontracted Lab used, N - NELAC certified analysis

MICROSEEPS

Client Name: Tetra Tech, Inc. - San Bernardino
Contact: Mark Feldman
Address: 301 E. Vanderbilt Way Suite 450
San Bernardino, CA 92408

Report Date: 11-Feb-2011

Project Name: Tetra-Tech Lockheed
Project Number: [none]

Work Order Number: A1A1785

Received on Ice (Y/N): Yes Temp: 3 °C

Client Name: ES Babcock and Sons, Inc
Contact: Lorenzo Rodriguez
Address: 6100 Quail Valley
PO Box 432
Riverside, CA 92502-0432

Page: Page 3 of 7
Lab Proj #: P1101214
Report Date: 02/02/11
Client Proj Name: A1A1785
Client Proj #: A1A1785

Sample Description	Matrix	Lab Sample #	Sampled Date/Time	Received
IW-05	Water	P1101214-02	19 Jan. 11 9:05	21 Jan. 11 10:03

Analyte(s)	Flag	Result	PQL	Units	Method #	Analysis Date	By
RiskAnalysis							
N Ethane		2.40	0.1	ug/L	RSK-175	1/27/11	gt
N Ethene		0.42	0.1	ug/L	RSK-175	1/27/11	gt
N Hydrogen		2.800	0.6	nM	AM20GAX	2/1/11	gt
N Methane		8.50	0.1	ug/L	RSK-175	1/27/11	gt

PA02-00538

Data Qualifiers: J - estimated value, U - Non detect, R - Poor surrogate recovery, M - Recovery/RPD poor for MS/MSD, SAMP/DUP, B - detected in blank, S - field sample as received did not meet NELAC sample acceptance criteria, L - Subcontracted Lab used, N - NELAC certified analysis

MICROSEEPS

Client Name: Tetra Tech, Inc. - San Bernardino
Contact: Mark Feldman
Address: 301 E. Vanderbilt Way Suite 450
San Bernardino, CA 92408

Report Date: 11-Feb-2011

Project Name: Tetra-Tech Lockheed
Project Number: [none]

Work Order Number: A1A1785

Received on Ice (Y/N): Yes Temp: 3 °C

Client Name: ES Babcock and Sons, Inc
Contact: Lorenzo Rodriguez
Address: 6100 Quail Valley
PO Box 432
Riverside, CA 92502-0432

Lab Proj #: P1101214
Report Date: 02/02/11
Client Proj Name: A1A1785
Client Proj #: A1A1785

Sample Description	Matrix	Lab Sample #	Sampled Date/Time	Received
EW-18	Water	P1101214-03	19 Jan. 11 12:06	21 Jan. 11 10:03

Analyte(s)	Flag	Result	PQL	Units	Method #	Analysis Date	By
RiskAnalysis							
N Ethane		110.00	0.1	ug/L	RSK-175	1/27/11	gt
N Ethene		49.00	0.1	ug/L	RSK-175	1/27/11	gt
N Methane		4.50	0.1	ug/L	RSK-175	1/27/11	gt

PA02-00538

Data Qualifiers: J - estimated value, U - Non detect, R - Poor surrogate recovery, M - Recovery/RPD poor for MS/MSD, SAMP/DUP, B - detected in blank, S - field sample as received did not meet NELAC sample acceptance criteria, L - Subcontracted Lab used, N - NELAC certified analysis

MICROSEEPS

Client Name: Tetra Tech, Inc. - San Bernardino
Contact: Mark Feldman
Address: 301 E. Vanderbilt Way Suite 450
San Bernardino, CA 92408

Report Date: 11-Feb-2011

Project Name: Tetra-Tech Lockheed
Project Number: [none]

Work Order Number: A1A1785

Received on Ice (Y/N): Yes Temp: 3 °C

Client Name: ES Babcock and Sons, Inc
Contact: Lorenzo Rodriguez
Address: 6100 Quail Valley
PO Box 432
Riverside, CA 92502-0432

Lab Proj #: P1101214
Report Date: 02/02/11
Client Proj Name: A1A1785
Client Proj #: A1A1785

Prep Method: Light Hydrocarbons (C1-C4) in Water
Analysis Method: Light Hydrocarbons (C1-C4) in Water

M110128015-MB

	Result		TrueSpikeConc.	RDL	%Recovery	Ctl Limits
Methane	< 0.10	ug/L		0.1		- NA
Ethane	< 0.10	ug/L		0.1		- NA
Ethene	< 0.10	ug/L		0.1		- NA

M110128015-LCS

	Result		TrueSpikeConc.	%Recovery	Ctl Limits
Methane	43.00	ug/L	48.40	89.00	85 - 115
Ethane	79.00	ug/L	90.00	88.00	85 - 115
Ethene	73.00	ug/L	81.60	89.00	85 - 115

M110128015-LCSD

	Result		TrueSpikeConc.	%Recovery	Ctl Limits	RPD	RPD Ctl Limits
Methane	43.00	ug/L	48.40	89.00	85 - 115	0.00	0 - 20
Ethane	79.00	ug/L	90.00	88.00	85 - 115	0.00	0 - 20
Ethene	72.00	ug/L	81.60	88.00	85 - 115	1.38	0 - 20

P1101214-02A-DUP

	Result		TrueSpikeConc.	%Recovery	Ctl Limits	RPD	RPD Ctl Limits
Methane	8.80	ug/L			- NA	3.47	0 - 20
Ethane	2.50	ug/L			- NA	4.08	0 - 20
Ethene	0.45	ug/L			- NA	6.90	0 - 20

P1101160-01A-MS

	Result		TrueSpikeConc.	%Recovery	Ctl Limits
Methane	58.00	ug/L	48.40	102.00	70 - 130
Ethane	87.00	ug/L	90.00	97.00	70 - 130
Ethene	80.00	ug/L	81.60	98.00	70 - 130

P1101160-01A-MSD

	Result		TrueSpikeConc.	%Recovery	Ctl Limits	RPD	RPD Ctl Limits
Methane	61.00	ug/L	48.40	108.00	70 - 130	5.04	0 - 20
Ethane	88.00	ug/L	90.00	98.00	70 - 130	1.14	0 - 20

PA02-00538

Data Qualifiers: J - estimated value, U - Non detect, R - Poor surrogate recovery, M - Recovery/RPD poor for MS/MSD, SAMP/DUP, B - detected in blank, S - field sample as received did not meet NELAC sample acceptance criteria, L - Subcontracted Lab used, N - NELAC certified analysis

MICROSEEPS

Client Name: Tetra Tech, Inc. - San Bernardino
Contact: Mark Feldman
Address: 301 E. Vanderbilt Way Suite 450
San Bernardino, CA 92408

Report Date: 11-Feb-2011

Project Name: Tetra-Tech Lockheed
Project Number: [none]

Work Order Number: A1A1785

Received on Ice (Y/N): Yes Temp: 3 °C

Client Name: ES Babcock and Sons, Inc
Contact: Lorenzo Rodriguez
Address: 6100 Quail Valley
PO Box 432
Riverside, CA 92502-0432

Page: Page 6 of 7
Lab Proj #: P1101214
Report Date: 02/02/11
Client Proj Name: A1A1785
Client Proj #: A1A1785

P1101160-01A-MSD

	Result		TrueSpikeConc.	%Recovery	Ctl Limits	RPD	RPD Ctl Limits
Ethene	82.00	ug/L	81.60	100.00	70 - 130	2.47	0 - 20

Outlined Results indicate results outside of Control limits

PA02-00538

Data Qualifiers: J - estimated value, U - Non detect, R - Poor surrogate recovery, M - Recovery/RPD poor for MS/MSD, SAMP/DUP, B - detected in blank, S - field sample as received did not meet NELAC sample acceptance criteria, L - Subcontracted Lab used, N - NELAC certified analysis

MICROSEEPS

Client Name: Tetra Tech, Inc. - San Bernardino
Contact: Mark Feldman
Address: 301 E. Vanderbilt Way Suite 450
San Bernardino, CA 92408

Report Date: 11-Feb-2011

Analytical Report: Page 40 of 42
Project Name: Tetra-Tech Lockheed
Project Number: [none]

Work Order Number: A1A1785

Received on Ice (Y/N): Yes Temp: 3 °C

Client Name: ES Babcock and Sons, Inc
Contact: Lorenzo Rodriguez
Address: 6100 Quail Valley
PO Box 432
Riverside, CA 92502-0432

Page: Page 7 of 7
Lab Proj #: P1101214
Report Date: 02/02/11
Client Proj Name: A1A1785
Client Proj #: A1A1785

Prep Method: Hydrogen by Bubble Strip
Analysis Method: Hydrogen by Bubble Strip

M110201041-MB

	Result		TrueSpikeConc.	RDL	%Recovery	Ctl Limits
Hydrogen	< 0.600	nM		0.6		- NA

M110201041-LCS

	Result		TrueSpikeConc.	%Recovery	Ctl Limits
Hydrogen	50.000	nM	48.91	102.00	80 - 120

M110201041-LCSD

	Result		TrueSpikeConc.	%Recovery	Ctl Limits	RPD	RPD Ctl Limits
Hydrogen	49.000	nM	48.91	100.00	80 - 120	2.02	0 - 20

Outlined Results indicate results outside of Control limits

PA02-00538

Data Qualifiers: J - estimated value, U - Non detect, R - Poor surrogate recovery, M - Recovery/RPD poor for MS/MSD, SAMP/DUP, B - detected in blank, S - field sample as received did not meet NELAC sample acceptance criteria, L - Subcontracted Lab used, N - NELAC certified analysis

MICROSEEPS

Client Name: Tetra Tech, Inc. - San Bernardino
Contact: Mark Feldman
Address: 301 E. Vanderbilt Way Suite 450
San Bernardino, CA 92408

Report Date: 11-Feb-2011

Project Name: Tetra-Tech Lockheed
Project Number: [none]

Work Order Number: A1A1785

Received on Ice (Y/N): Yes Temp: 3 °C

SUBCONTRACT ORDER Printed: 1/20/2011 12:33

E.S. Babcock & Sons, Inc.

A1A1785 12 578 IX9 01 4757 9802

P1101214

SENDING LABORATORY:	RECEIVING LABORATORY:
E.S. Babcock & Sons, Inc.	Microseeps - Subcontract
P. O. Box 432	220 William Pitt Way
Riverside, CA 92502-0432	Pittsburgh, PA 15238
Phone: (951) 653-3351	Phone :(800) 659-2887
Fax: (951) 653-1662	Fax: -
Project Manager: Lorenzo (Z) Rodriguez	

Copy/Relog from A1A1779. Need QC, J-Flag, Special EDD. LJC to email RUSH results and final PDF. All soilds report Dry Wt. Basis. All invoices for REVIEW prior to mailing. MONTHLY BILLING Email individual invoices to tessbo.ap@tetratech.com Login in-house

Analysis	Due	Expires Regulatory Days Past Date Sampled	Laboratory ID	Comments
Sample ID: A1A1785-01	**Liquid**	**Sampled:01/19/11 07:35**	**LEB2-011911-BP**	***Proj.No.:*[none]**
Subout_01	02/03/11 17:00	01/29/11 07:35	J-flags RSK175 - Methane, Ethane, Ethene	
Containers Supplied:				
Voa Vial -Unpres (I)	Voa Vial -Unpres (J)			
Sample ID: A1A1785-03	**Liquid**	**Sampled:01/19/11 09:05**	**IW-05**	***Proj.No.:*[none]**
Subout	02/03/11 17:00	01/29/11 09:05	J-flags AM20GAX - Hydrogen	
Subout_01	02/03/11 17:00	01/29/11 09:05	J-flags RSK175 - Methane, Ethane, Ethene	
Containers Supplied:				
Voa Vial -Unpres (I)	Voa Vial -Unpres (J)	Other- Unpres. (K)		
Sample ID: A1A1785-05	**Liquid**	**Sampled:01/19/11 12:06**	**EW-18**	***Proj.No.:*[none]**
Subout_01	02/03/11 17:00	01/29/11 12:06	J-flags RSK175 - Methane, Ethane, Ethene	
Containers Supplied:				
Voa Vial -Unpres (I)	Voa Vial -Unpres (J)			

All Containers Intact: ✓ Yes ____ No Samples Preserved Properly: ✓ Yes ____ No

Samples Received at 4 oC Sample Lables / COC Agree: ✓ Yes ____ No Custody Seals Present: ✓ Yes ____ No

Please forward all acknowledgements of sample receipt, final reports and invoices to data@babcocklabs.com
NO HARDCOPIES PLEASE.

Released By 1/20/11 Date Received By Date

Released By Date Received By Date

Page 1 of 1

E.S.BABCOCK&Sons,Inc.
Environmental Laboratories est 1906

Client Name:	Tetra Tech, Inc. - San Bernardino	Analytical Report:	Page 42 of 42
Contact:	Mark Feldman	Project Name:	Tetra-Tech Lockheed
Address:	301 E. Vanderbilt Way Suite 450 San Bernardino, CA 92408	Project Number:	[none]
		Work Order Number:	**A1A1785**
Report Date:	11-Feb-2011	Received on Ice (Y/N):	Yes Temp: 3 °C

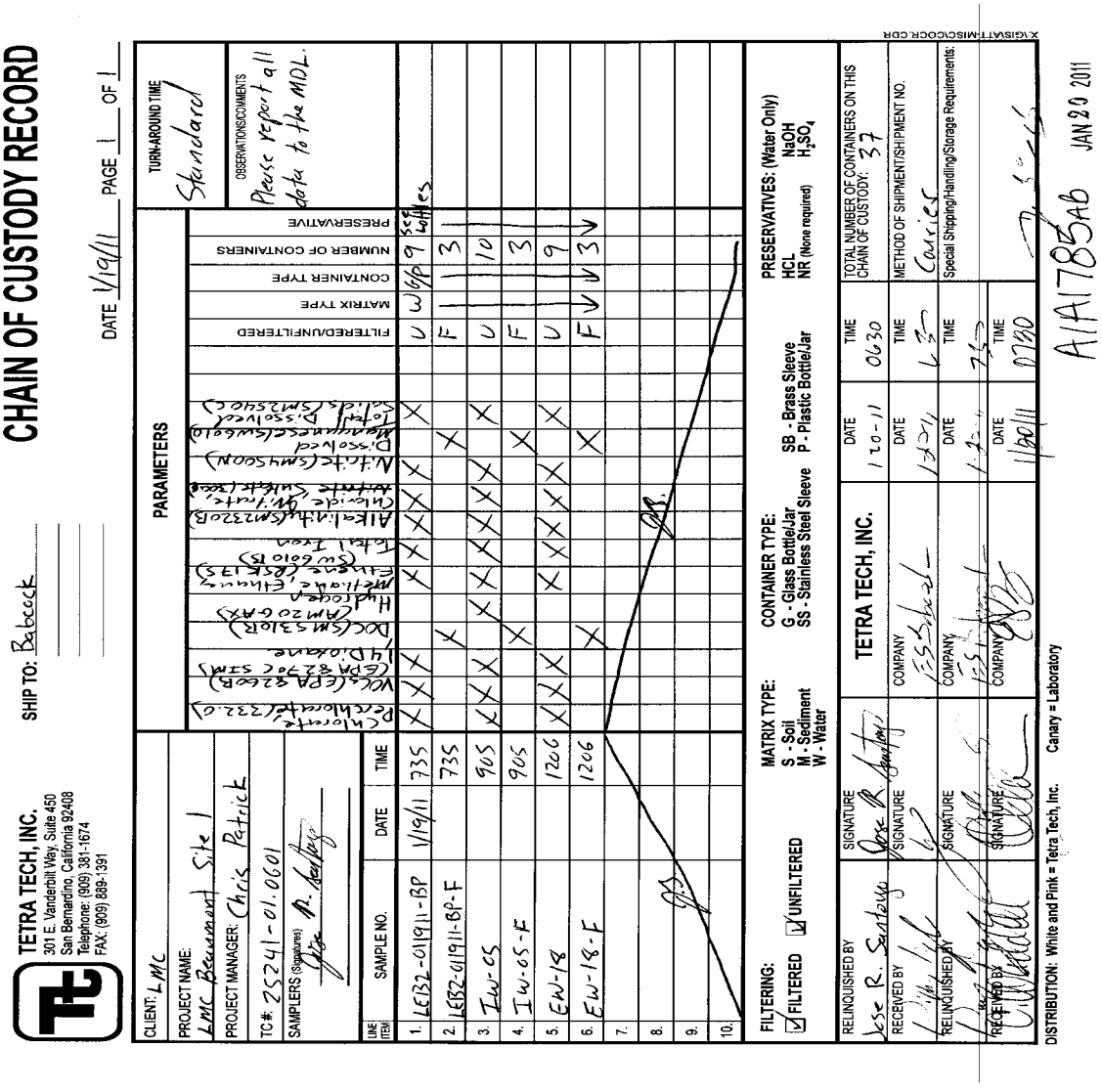

CHAIN OF CUSTODY RECORD

TETRA TECH, INC.
301 E. Vanderbilt Way, Suite 450
San Bernardino, California 92408
Telephone: (909) 381-1674
FAX: (909) 889-1391

SHIP TO: Babcock

DATE 1/19/11 PAGE 1 OF 1

TURN-AROUND TIME: Standard

OBSERVATIONS/COMMENTS: Please report all data to the MDL.

CLIENT: LMC
PROJECT NAME: LMC Beaumont Site 1
PROJECT MANAGER: Chris Patrick
TC#: 25241-01.0601
SAMPLERS (Signature): Jose R. Santoyo

PARAMETERS

LINE ITEM	SAMPLE NO.	DATE	TIME	Chlorate, Perchlorate (232.0)	VOCs (EPA 8260B) (EPA 8270C SIM)	1,4 Dioxane	DOC (SM5310B) (AM20GAX)	Hydrogen Methane, Ethane, Ethene (RSK175) (SW6010B)	Total Iron	Alkalinity (SM2320B)	Chloride, Nitrate, Nitrite, Sulfate (300.0)	Nitrite (SM4500N)	Dissolved Manganese (SW6010)	Total Dissolved Solids (SM2540C)	FILTERED/UNFILTERED	MATRIX TYPE	CONTAINER TYPE	NUMBER OF CONTAINERS	PRESERVATIVE
1.	LEB2-011911-BP	1/19/11	735	X	X	X		X	X	X	X	X	X	X	U	W	6/P	9	see bottles
2.	LEB2-011911-BP-F		735			X							X		F			3	
3.	IW-05		905	X	X	X		X	X	X	X	X		X	U			10	
4.	IW-05-F		905				X						X		F			3	
5.	EW-18		1206	X	X	X		X	X	X	X	X		X	U			9	
6.	EW-18-F		1206				X						X		F			3	
7.																			
8.																			
9.																			
10.																			

FILTERING: ☑ FILTERED ☑ UNFILTERED

MATRIX TYPE: S - Soil, M - Sediment, W - Water

CONTAINER TYPE: G - Glass Bottle/Jar, SS - Stainless Steel Sleeve, SB - Brass Sleeve, P - Plastic Bottle/Jar

PRESERVATIVES: (Water Only) HCL, NR (None required), NaOH, H_2SO_4

RELINQUISHED BY: Jose R. Santoyo	SIGNATURE: Jose R. Santoyo	TETRA TECH, INC.	DATE: 1-20-11	TIME: 0630	TOTAL NUMBER OF CONTAINERS ON THIS CHAIN OF CUSTODY: 37
RECEIVED BY: [signature]	SIGNATURE: [signature]	COMPANY: ESBabcock	DATE: 1-20-11	TIME: 63	METHOD OF SHIPMENT/SHIPMENT NO.: Courier
RELINQUISHED BY: [signature]	SIGNATURE: [signature]	COMPANY: ESBabcock	DATE: 1-20-11	TIME: 735	Special Shipping/Handling/Storage Requirements:
RECEIVED BY: [signature]	SIGNATURE: [signature]	COMPANY: [signature]	DATE: 1/20/11	TIME: 0730	

DISTRIBUTION: White and Pink = Tetra Tech, Inc. Canary = Laboratory

A1A1785AB JAN 20 2011

X:\GIS\ATT-MISC\COCR.CDR

E.S.BABCOCK&Sons,Inc.
Environmental Laboratories est 1906

Client Name: Tetra Tech, Inc. - San Bernardino
Contact: Mark Feldman
Address: 301 E. Vanderbilt Way Suite 450
San Bernardino, CA 92408

Report Date: 09-Feb-2011

Analytical Report: Page 1 of 13
Project Name: Tetra-Tech Lockheed
Project Number: [none]

Work Order Number: A1A1790

Received on Ice (Y/N): Yes Temp: 3 °C

Attached is the analytical report for the sample(s) received for your project. Below is a list of the individual sample descriptions with the corresponding laboratory number(s). Also, enclosed is a copy of the Chain of Custody document (if received with your sample(s)). Please note any unused portion of the sample(s) may be responsibly discarded after 30 days from the above report date, unless you have requested otherwise.

Thank you for the opportunity to serve your analytical needs. If you have any questions or concerns regarding this report please contact our client service department.

Sample Identification

Lab Sample #	Client Sample ID	Matrix	Date Sampled	By	Date Submitted	By
A1A1790-01	LEB1-011911-BP LMC Beaumont Site 1	Liquid	01/19/11 07:30	Jose R. Santoya	01/20/11 07:30	William Bayle
A1A1790-02	LEB2-011911-BP LMC Beaumont Site 1	Liquid	01/19/11 07:35	Jose R. Santoya	01/20/11 07:30	William Bayle
A1A1790-03	MW-44 LMC Beaumont Site 1	Liquid	01/19/11 08:41	Jose R. Santoya	01/20/11 07:30	William Bayle
A1A1790-04	IW-05 LMC Beaumont Site 1	Liquid	01/19/11 09:05	Jose R. Santoya	01/20/11 07:30	William Bayle
A1A1790-05	EW-18 LMC Beaumont Site 1	Liquid	01/19/11 12:06	Jose R. Santoya	01/20/11 07:30	William Bayle

Note: AM23G analyses were subcontracted to Microseeps. Microseeps data begins to appear on page 2.

E.S.BABCOCK&Sons,Inc.
Environmental Laboratories est 1906

Client Name: Tetra Tech, Inc. - San Bernardino
Contact: Mark Feldman
Address: 301 E. Vanderbilt Way Suite 450
San Bernardino, CA 92408

Report Date: 09-Feb-2011

Project Name: Tetra-Tech Lockheed
Project Number: [none]

Work Order Number: A1A1790

Received on Ice (Y/N): Yes Temp: 3 °C

microseeps
from insight comes solutions

Client Name: ES Babcock and Sons, Inc
Contact: Lorenzo Rodriguez
Address: 6100 Quail Valley
PO Box 432
Riverside, CA 92502-0432

Page: Page 1 of 8
Lab Proj #: P1101212
Report Date: 02/01/11
Client Proj Name: A1A1790
Client Proj #: A1A1790

Laboratory Results

Total pages in data package: 10

Lab Sample #	Client Sample ID
P1101212-01	LEB1-011911-BP
P1101212-02	LEB2-011911-BP
P1101212-03	MW-44
P1101212-04	IW-05
P1101212-05	EW-18

Microseeps test results meet all the requirements of the NELAC standards or provide reasons and/or justification if they do not.

Approved By: Heather Hauser (RLR) ***Date:*** 2/2/11

Project Manager: Heather Hauser

The analytical results reported here are reliable and usable to the precision expressed in this report. As required by some regulating authorities, a full discussion of the uncertainty in our analytical results can be obtained at our web site or through customer service. Unless otherwise specified, all results are reported on a wet weight basis.

As a valued client we would appreciate your comments on our service.
Please call customer service at (412)826-5245 or email customerservice@microseeps.com.

Case Narrative: Lactic acid was detected in the blank at a concentration above the reporting limit.

220 William Pitt Way • Pittsburgh, PA 15238 • Tel 412-826-5245 • Fax 412-826-3433
website www.microseeps.com email info@microseeps.com

Client Name: Tetra Tech, Inc. - San Bernardino
Contact: Mark Feldman
Address: 301 E. Vanderbilt Way Suite 450
San Bernardino, CA 92408

Report Date: 09-Feb-2011

Project Name: Tetra-Tech Lockheed
Project Number: [none]

Work Order Number: A1A1790

Received on Ice (Y/N): Yes Temp: 3 °C

Client Name: ES Babcock and Sons, Inc
Contact: Lorenzo Rodriguez
Address: 6100 Quail Valley
PO Box 432
Riverside, CA 92502-0432

Lab Proj #: P1101212
Report Date: 02/01/11
Client Proj Name: A1A1790
Client Proj #: A1A1790

Sample Description	Matrix	Lab Sample #	Sampled Date/Time	Received
LEB1-011911-BP	Water	P1101212-01	19 Jan. 11 7:30	21 Jan. 11 9:55

Analyte(s)	Flag	Result	PQL	Units	Method #	Analysis Date	By
SemiVolatiles							
N Acetic Acid	U	< 0.070	0.070	mg/L	AM23G	1/25/11	kb
N Butyric Acid	U	< 0.050	0.050	mg/L	AM23G	1/25/11	kb
N Hexanoic Acid	U	< 0.050	0.050	mg/L	AM23G	1/25/11	kb
N i-Hexanoic Acid	U	< 0.050	0.050	mg/L	AM23G	1/25/11	kb
N i-Pentanoic Acid	U	< 0.150	0.150	mg/L	AM23G	1/25/11	kb
N Lactic Acid	B	0.980	0.100	mg/L	AM23G	1/25/11	kb
N Pentanoic Acid	U	< 0.070	0.070	mg/L	AM23G	1/25/11	kb
N Propionic Acid	U	< 0.050	0.050	mg/L	AM23G	1/25/11	kb
N Pyruvic Acid	J	0.110	0.150	mg/L	AM23G	1/25/11	kb

PA02-00538

Data Qualifiers: J - estimated value, U - Non detect, R - Poor surrogate recovery, M - Recovery/RPD poor for MS/MSD, SAMP/DUP, B - detected in blank, S - field sample as received did not meet NELAC sample acceptance criteria, L - Subcontracted Lab used, N - NELAC certified analysis

MICROSEEPS

Client Name: Tetra Tech, Inc. - San Bernardino
Contact: Mark Feldman
Address: 301 E. Vanderbilt Way Suite 450
San Bernardino, CA 92408

Report Date: 09-Feb-2011

Analytical Report: Page 4 of 13
Project Name: Tetra-Tech Lockheed
Project Number: [none]

Work Order Number: A1A1790

Received on Ice (Y/N): Yes Temp: 3 °C

Client Name: ES Babcock and Sons, Inc
Contact: Lorenzo Rodriguez
Address: 6100 Quail Valley
PO Box 432
Riverside, CA 92502-0432

Page: Page 3 of 8
Lab Proj #: P1101212
Report Date: 02/01/11
Client Proj Name: A1A1790
Client Proj #: A1A1790

Sample Description	Matrix	Lab Sample #	Sampled Date/Time	Received
LEB2-011911-BP	Water	P1101212-02	19 Jan. 11 7:35	21 Jan. 11 9:55

Analyte(s)	Flag	Result	PQL	Units	Method #	Analysis Date	By
SemiVolatiles							
N Acetic Acid	J	0.038	0.070	mg/L	AM23G	1/25/11	kb
N Butyric Acid	U	< 0.050	0.050	mg/L	AM23G	1/25/11	kb
N Hexanoic Acid	U	< 0.050	0.050	mg/L	AM23G	1/25/11	kb
N i-Hexanoic Acid	U	< 0.050	0.050	mg/L	AM23G	1/25/11	kb
N i-Pentanoic Acid	U	< 0.150	0.150	mg/L	AM23G	1/25/11	kb
N Lactic Acid	B	0.160	0.100	mg/L	AM23G	1/25/11	kb
N Pentanoic Acid	U	< 0.070	0.070	mg/L	AM23G	1/25/11	kb
N Propionic Acid		0.070	0.050	mg/L	AM23G	1/25/11	kb
N Pyruvic Acid	U	< 0.150	0.150	mg/L	AM23G	1/25/11	kb

PA02-00538

Data Qualifiers: J - estimated value, U - Non detect, R - Poor surrogate recovery, M - Recovery/RPD poor for MS/MSD, SAMP/DUP, B - detected in blank, S - field sample as received did not meet NELAC sample acceptance criteria, L - Subcontracted Lab used, N - NELAC certified analysis

MICROSEEPS

Client Name: Tetra Tech, Inc. - San Bernardino
Contact: Mark Feldman
Address: 301 E. Vanderbilt Way Suite 450
San Bernardino, CA 92408

Report Date: 09-Feb-2011

Analytical Report: Page 5 of 13
Project Name: Tetra-Tech Lockheed
Project Number: [none]

Work Order Number: A1A1790

Received on Ice (Y/N): Yes Temp: 3 °C

Client Name: ES Babcock and Sons, Inc
Contact: Lorenzo Rodriguez
Address: 6100 Quail Valley
PO Box 432
Riverside, CA 92502-0432

Page: Page 4 of 8
Lab Proj #: P1101212
Report Date: 02/01/11
Client Proj Name: A1A1790
Client Proj #: A1A1790

Sample Description	Matrix	Lab Sample #	Sampled Date/Time	Received
MW-44	Water	P1101212-03	19 Jan. 11 8:41	21 Jan. 11 9:55

Analyte(s)	Flag	Result	PQL	Units	Method #	Analysis Date	By
SemiVolatiles							
N Acetic Acid	J	0.056	0.070	mg/L	AM23G	1/25/11	kb
N Butyric Acid	U	< 0.050	0.050	mg/L	AM23G	1/25/11	kb
N Hexanoic Acid	U	< 0.050	0.050	mg/L	AM23G	1/25/11	kb
N i-Hexanoic Acid	U	< 0.050	0.050	mg/L	AM23G	1/25/11	kb
N i-Pentanoic Acid	U	< 0.150	0.150	mg/L	AM23G	1/25/11	kb
N Lactic Acid	UB	< 0.100	0.100	mg/L	AM23G	1/25/11	kb
N Pentanoic Acid	U	< 0.070	0.070	mg/L	AM23G	1/25/11	kb
N Propionic Acid	U	< 0.050	0.050	mg/L	AM23G	1/25/11	kb
N Pyruvic Acid	J	0.095	0.150	mg/L	AM23G	1/25/11	kb

PA02-00538

Data Qualifiers: J - estimated value, U - Non detect, R - Poor surrogate recovery, M - Recovery/RPD poor for MS/MSD, SAMP/DUP, B - detected in blank, S - field sample as received did not meet NELAC sample acceptance criteria, L - Subcontracted Lab used, N - NELAC certified analysis

MICROSEEPS

Client Name: Tetra Tech, Inc. - San Bernardino
Contact: Mark Feldman
Address: 301 E. Vanderbilt Way Suite 450
San Bernardino, CA 92408

Report Date: 09-Feb-2011

Analytical Report: Page 6 of 13
Project Name: Tetra-Tech Lockheed
Project Number: [none]

Work Order Number: A1A1790

Received on Ice (Y/N): Yes Temp: 3 °C

Client Name: ES Babcock and Sons, Inc
Contact: Lorenzo Rodriguez
Address: 6100 Quail Valley
PO Box 432
Riverside, CA 92502-0432

Page: Page 5 of 8
Lab Proj #: P1101212
Report Date: 02/01/11
Client Proj Name: A1A1790
Client Proj #: A1A1790

Sample Description	Matrix	Lab Sample #	Sampled Date/Time	Received
IW-05	Water	P1101212-04	19 Jan. 11 9:05	21 Jan. 11 9:55

Analyte(s)	Flag	Result	PQL	Units	Method #	Analysis Date	By
SemiVolatiles							
N Acetic Acid	J	0.031	0.070	mg/L	AM23G	1/25/11	kb
N Butyric Acid	U	< 0.050	0.050	mg/L	AM23G	1/25/11	kb
N Hexanoic Acid	U	< 0.050	0.050	mg/L	AM23G	1/25/11	kb
N i-Hexanoic Acid	U	< 0.050	0.050	mg/L	AM23G	1/25/11	kb
N i-Pentanoic Acid	U	< 0.150	0.150	mg/L	AM23G	1/25/11	kb
N Lactic Acid	UB	< 0.100	0.100	mg/L	AM23G	1/25/11	kb
N Pentanoic Acid	U	< 0.070	0.070	mg/L	AM23G	1/25/11	kb
N Propionic Acid	U	< 0.050	0.050	mg/L	AM23G	1/25/11	kb
N Pyruvic Acid	U	< 0.150	0.150	mg/L	AM23G	1/25/11	kb

PA02-00538

Data Qualifiers: J - estimated value, U - Non detect, R - Poor surrogate recovery, M - Recovery/RPD poor for MS/MSD, SAMP/DUP, B - detected in blank, S - field sample as received did not meet NELAC sample acceptance criteria, L - Subcontracted Lab used, N - NELAC certified analysis

MICROSEEPS

Client Name: Tetra Tech, Inc. - San Bernardino
Contact: Mark Feldman
Address: 301 E. Vanderbilt Way Suite 450
San Bernardino, CA 92408

Report Date: 09-Feb-2011

Analytical Report: Page 7 of 13
Project Name: Tetra-Tech Lockheed
Project Number: [none]

Work Order Number: A1A1790

Received on Ice (Y/N): Yes Temp: 3 °C

Client Name: ES Babcock and Sons, Inc
Contact: Lorenzo Rodriguez
Address: 6100 Quail Valley
PO Box 432
Riverside, CA 92502-0432

Page: Page 6 of 8
Lab Proj #: P1101212
Report Date: 02/01/11
Client Proj Name: A1A1790
Client Proj #: A1A1790

Sample Description	Matrix	Lab Sample #	Sampled Date/Time	Received
EW-18	Water	P1101212-05	19 Jan. 11 12:06	21 Jan. 11 9:55

Analyte(s)	Flag	Result	PQL	Units	Method #	Analysis Date	By
SemiVolatiles							
N Acetic Acid	J	0.041	0.070	mg/L	AM23G	1/25/11	kb
N Butyric Acid	U	< 0.050	0.050	mg/L	AM23G	1/25/11	kb
N Hexanoic Acid	U	< 0.050	0.050	mg/L	AM23G	1/25/11	kb
N i-Hexanoic Acid	U	< 0.050	0.050	mg/L	AM23G	1/25/11	kb
N i-Pentanoic Acid	U	< 0.150	0.150	mg/L	AM23G	1/25/11	kb
N Lactic Acid	B	0.230	0.100	mg/L	AM23G	1/25/11	kb
N Pentanoic Acid	U	< 0.070	0.070	mg/L	AM23G	1/25/11	kb
N Propionic Acid	U	< 0.050	0.050	mg/L	AM23G	1/25/11	kb
N Pyruvic Acid	J	0.100	0.150	mg/L	AM23G	1/25/11	kb

PA02-00538

Data Qualifiers: J - estimated value, U - Non detect, R - Poor surrogate recovery, M - Recovery/RPD poor for MS/MSD, SAMP/DUP, B - detected in blank, S - field sample as received did not meet NELAC sample acceptance criteria, L - Subcontracted Lab used, N - NELAC certified analysis

MICROSEEPS

Client Name: Tetra Tech, Inc. - San Bernardino
Contact: Mark Feldman
Address: 301 E. Vanderbilt Way Suite 450
San Bernardino, CA 92408

Report Date: 09-Feb-2011

Analytical Report: Page 8 of 13
Project Name: Tetra-Tech Lockheed
Project Number: [none]

Work Order Number: A1A1790

Received on Ice (Y/N): Yes Temp: 3 °C

Client Name: ES Babcock and Sons, Inc
Contact: Lorenzo Rodriguez
Address: 6100 Quail Valley
PO Box 432
Riverside, CA 92502-0432

Page: Page 7 of 8
Lab Proj #: P1101212
Report Date: 02/01/11
Client Proj Name: A1A1790
Client Proj #: A1A1790

Prep Method: Volatile Fatty Acids by Ion Chromatography
Analysis Method: Volatile Fatty Acids by Ion Chromatography

M110124009-MB

	Result		TrueSpikeConc.	RDL	%Recovery	Ctl Limits
Acetic Acid	< 0.070	mg/L		0.070		- NA
Propionic Acid	< 0.050	mg/L		0.050		- NA
Butyric Acid	< 0.050	mg/L		0.050		- NA
Lactic Acid	0.300	mg/L		0.100		- NA
Pyruvic Acid	< 0.150	mg/L		0.150		- NA
i-Pentanoic Acid	< 0.150	mg/L		0.150		- NA
Pentanoic Acid	< 0.070	mg/L		0.070		- NA
i-Hexanoic Acid	< 0.050	mg/L		0.050		- NA
Hexanoic Acid	< 0.050	mg/L		0.050		- NA

M110124009-LCS

	Result		TrueSpikeConc.	%Recovery	Ctl Limits
Acetic Acid	2.000	mg/L	2.00	100.00	70 - 130
Propionic Acid	2.000	mg/L	2.00	100.00	70 - 130
Butyric Acid	1.800	mg/L	2.00	90.00	70 - 130
Lactic Acid	2.200	mg/L	2.00	110.00	70 - 130
Pyruvic Acid	1.900	mg/L	2.00	95.00	70 - 130
i-Pentanoic Acid	1.800	mg/L	2.00	90.00	70 - 130
Pentanoic Acid	2.000	mg/L	2.00	100.00	70 - 130
i-Hexanoic Acid	2.100	mg/L	2.00	105.00	70 - 130
Hexanoic Acid	2.300	mg/L	2.00	115.00	70 - 130

P1101200-01A-MS

	Result		TrueSpikeConc.	%Recovery	Ctl Limits
Acetic Acid	2.000	mg/L	2.00	97.00	70 - 130
Propionic Acid	2.000	mg/L	2.00	100.00	70 - 130
Butyric Acid	1.800	mg/L	2.00	90.00	70 - 130
Lactic Acid	2.300	mg/L	2.00	103.00	70 - 130
Pyruvic Acid	1.900	mg/L	2.00	95.00	70 - 130
i-Pentanoic Acid	1.800	mg/L	2.00	90.00	70 - 130
Pentanoic Acid	2.000	mg/L	2.00	100.00	70 - 130
i-Hexanoic Acid	1.900	mg/L	2.00	95.00	70 - 130

PA02-00538

Data Qualifiers: J - estimated value, U - Non detect, R - Poor surrogate recovery, M - Recovery/RPD poor for MS/MSD, SAMP/DUP, B - detected in blank, S - field sample as received did not meet NELAC sample acceptance criteria, L - Subcontracted Lab used, N - NELAC certified analysis

MICROSEEPS

Client Name: Tetra Tech, Inc. - San Bernardino
Contact: Mark Feldman
Address: 301 E. Vanderbilt Way Suite 450
San Bernardino, CA 92408

Report Date: 09-Feb-2011

Analytical Report: Page 9 of 13
Project Name: Tetra-Tech Lockheed
Project Number: [none]

Work Order Number: A1A1790

Received on Ice (Y/N): Yes Temp: 3 °C

Client Name: ES Babcock and Sons, Inc
Contact: Lorenzo Rodriguez
Address: 6100 Quail Valley
PO Box 432
Riverside, CA 92502-0432

Page: Page 8 of 8
Lab Proj #: P1101212
Report Date: 02/01/11
Client Proj Name: A1A1790
Client Proj #: A1A1790

P1101200-01A-MS

	Result		TrueSpikeConc.	%Recovery	Ctl Limits
Hexanoic Acid	2.000	mg/L	2.00	100.00	70 - 130

P1101200-01A-MSD

	Result		TrueSpikeConc.	%Recovery	Ctl Limits	RPD	RPD Ctl Limits
Acetic Acid	2.000	mg/L	2.00	97.00	70 - 130	0.00	0 - 30
Propionic Acid	2.000	mg/L	2.00	100.00	70 - 130	0.00	0 - 30
Butyric Acid	1.900	mg/L	2.00	95.00	70 - 130	5.41	0 - 30
Lactic Acid	2.300	mg/L	2.00	103.00	70 - 130	0.00	0 - 30
Pyruvic Acid	2.000	mg/L	2.00	100.00	70 - 130	5.13	0 - 30
i-Pentanoic Acid	1.900	mg/L	2.00	95.00	70 - 130	5.41	0 - 30
Pentanoic Acid	2.400	mg/L	2.00	120.00	70 - 130	18.18	0 - 30
i-Hexanoic Acid	2.200	mg/L	2.00	110.00	70 - 130	14.63	0 - 30
Hexanoic Acid	1.900	mg/L	2.00	95.00	70 - 130	5.13	0 - 30

Outlined Results indicate results outside of Control limits

PA02-00538

Data Qualifiers: J - estimated value, U - Non detect, R - Poor surrogate recovery, M - Recovery/RPD poor for MS/MSD, SAMP/DUP, B - detected in blank, S - field sample as received did not meet NELAC sample acceptance criteria, L - Subcontracted Lab used, N - NELAC certified analysis

MICROSEEPS

Client Name: Tetra Tech, Inc. - San Bernardino
Contact: Mark Feldman
Address: 301 E. Vanderbilt Way Suite 450
San Bernardino, CA 92408

Report Date: 09-Feb-2011

Project Name: Tetra-Tech Lockheed
Project Number: [none]

Work Order Number: A1A1790

Received on Ice (Y/N): Yes Temp: 3 °C

SUBCONTRACT ORDER Printed: 1/20/2011 15:41

E.S. Babcock & Sons, Inc.

A1A1790 12 578 01 4757 9907

P1101212

SENDING LABORATORY:

E.S. Babcock & Sons, Inc.
P. O. Box 432
Riverside, CA 92502-0432
Phone: (951) 653-3351
Fax: (951) 653-1662
Project Manager: Lorenzo (Z) Rodriguez

RECEIVING LABORATORY:

Microseeps - Subcontract
220 William Pitt Way
Pittsburgh, PA 15238
Phone :(800) 659-2887
Fax: -

Copy/Relog from A1A1785.
Client: Tetra Tech, Inc. - San Bernardino
Sampler: Jose R. Santoya

Analysis	Due	Expires	Regulatory Days Past Date Sampled	Laboratory ID	Comments
Sample ID: A1A1790-01	**Liquid**	**Sampled:01/19/11 07:30**		**LEB1-011911-BP**	***Proj.No.:*[none]**
Subout_02	02/03/11 17:00		01/29/11 07:30	J-flags AM23G - Volatile Fatty Acid	
Containers Supplied:					
Voa Vial -Unpres (A)	Voa Vial -Unpres (B)				
Sample ID: A1A1790-02	**Liquid**	**Sampled:01/19/11 07:35**		**LEB2-011911-BP**	***Proj.No.:*[none]**
Subout_02	02/03/11 17:00		01/29/11 07:35	J-flags AM23G - Volatile Fatty Acid	
Containers Supplied:					
Voa Vial -Unpres (A)	Voa Vial -Unpres (B)				
Sample ID: A1A1790-03	**Liquid**	**Sampled:01/19/11 08:41**		**MW-44**	***Proj.No.:*[none]**
Subout_02	02/03/11 17:00		01/29/11 08:41	J-flags AM23G - Volatile Fatty Acid	
Containers Supplied:					
Voa Vial -Unpres (A)	Voa Vial -Unpres (B)				
Sample ID: A1A1790-04	**Liquid**	**Sampled:01/19/11 09:05**		**IW-05**	***Proj.No.:*[none]**
Subout_02	02/03/11 17:00		01/29/11 09:05	J-flags AM23G - Volatile Fatty Acid	
Containers Supplied:					
Voa Vial -Unpres (A)	Voa Vial -Unpres (B)				
Sample ID: A1A1790-05	**Liquid**	**Sampled:01/19/11 12:06**		**EW-18**	***Proj.No.:*[none]**
Subout_02	02/03/11 17:00		01/29/11 12:06	J-flags AM23G - Volatile Fatty Acid	
Containers Supplied:					
Voa Vial -Unpres (A)	Voa Vial -Unpres (B)				

E.S.BABCOCK&Sons,Inc.
Environmental Laboratories est 1906

SUBCONTRACT ORDER Printed: 1/20/2011 15:41
E.S. Babcock & Sons, Inc.
A1A1790

All Containers Intact: _____ Yes _____No Samples Preserved Properly: _____Yes _____No

Samples Received at 4 oC Sample Lables / COC Agree: _____Yes _____No Custody Seals Present: _____Yes _____No

Please forward all acknowledgements of sample receipt, final reports and invoices to data@babcocklabs.com
NO HARDCOPIES PLEASE.

Released By	Date	Received By	Date
	1/20/11		1/21/11
Released By	Date	Received By	Date

Page 2 of 2

E.S.BABCOCK&Sons,Inc.
Environmental Laboratories est 1906

Client Name: Tetra Tech, Inc. - San Bernardino
Contact: Mark Feldman
Address: 301 E. Vanderbilt Way Suite 450
San Bernardino, CA 92408

Report Date: 09-Feb-2011

Analytical Report: Page 12 of 13
Project Name: Tetra-Tech Lockheed
Project Number: [none]

Work Order Number: A1A1790

Received on Ice (Y/N): Yes Temp: 3 °C

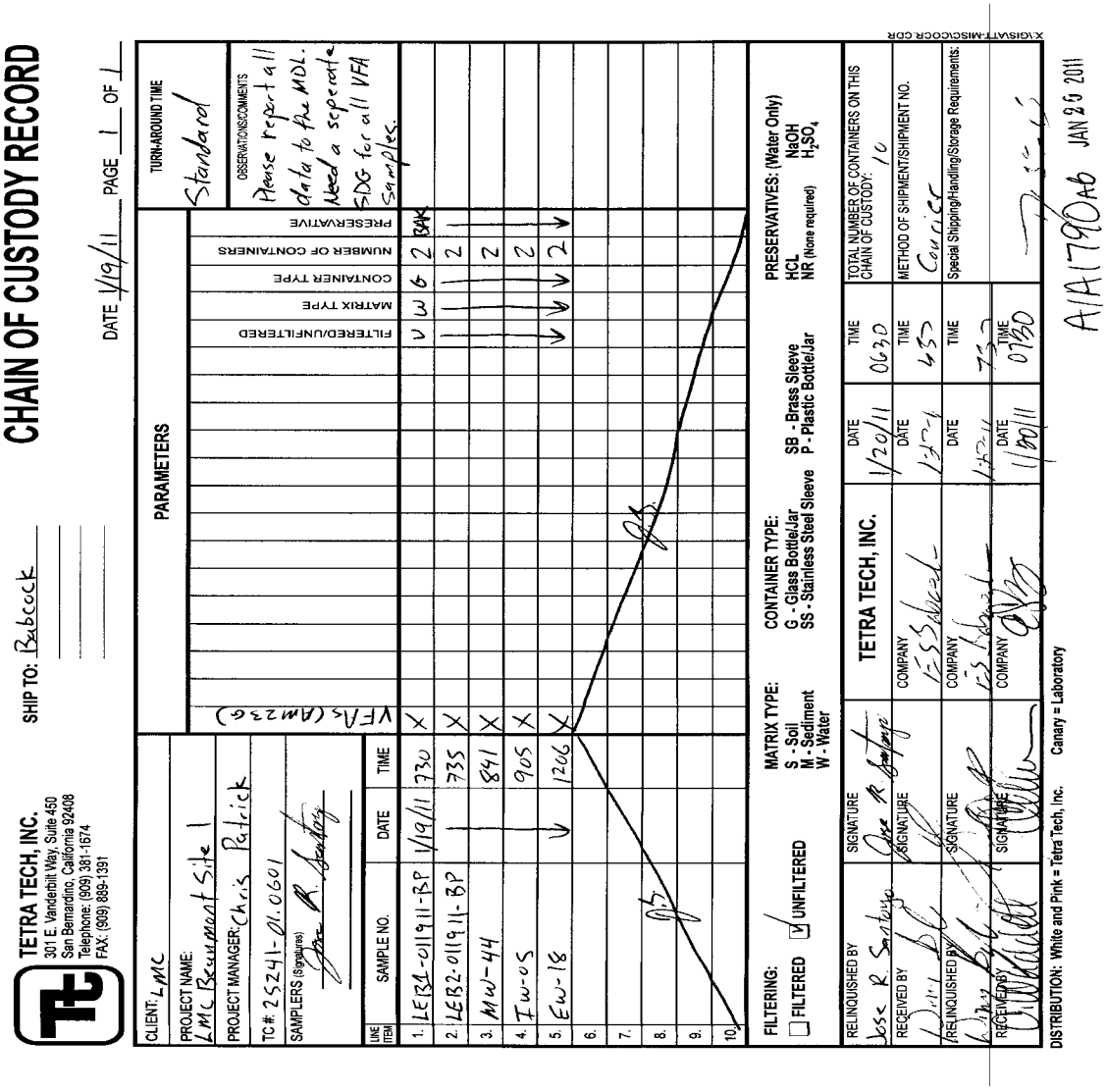

CHAIN OF CUSTODY RECORD

TETRA TECH, INC.
301 E. Vanderbilt Way, Suite 450
San Bernardino, California 92408
Telephone: (909) 381-1674
FAX: (909) 889-1391

SHIP TO: Babcock

DATE 1/19/11 PAGE 1 OF 1

CLIENT: LMC
PROJECT NAME: LMC Beaumont Site 1
PROJECT MANAGER: Chris Patrick
TC# 25241-01.0601
SAMPLERS (Signature): Jose R. Santana

LINE ITEM	SAMPLE NO.	DATE	TIME	VFAs (AM228)	FILTERED/UNFILTERED	MATRIX TYPE	CONTAINER TYPE	NUMBER OF CONTAINERS	PRESERVATIVE
1.	LE132-01191I-BP	1/19/11	730	X	U	W	G	2	BAK
2.	LE132-01191I-BP		735	X				2	
3.	MW-44		841	X				2	
4.	TW-05		905	X				2	
5.	EW-18	↓	1206	X	↓	↓	↓	2	↓
6.									
7.									
8.									
9.									
10.									

FILTERING: ☐ FILTERED ☑ UNFILTERED

MATRIX TYPE: S - Soil M - Sediment W - Water

CONTAINER TYPE: G - Glass Bottle/Jar SS - Stainless Steel Sleeve SB - Brass Sleeve P - Plastic Bottle/Jar

PRESERVATIVES: (Water Only) HCL NaOH NR (None required) H_2SO_4

TURN-AROUND TIME: Standard

OBSERVATIONS/COMMENTS: Please report all data to the MDL. Need a seperate EDG for all VFA samples.

TOTAL NUMBER OF CONTAINERS ON THIS CHAIN OF CUSTODY: 10

METHOD OF SHIPMENT/SHIPMENT NO.: Courier

Special Shipping/Handling/Storage Requirements:

RELINQUISHED BY	SIGNATURE	TETRA TECH, INC.	DATE 1/20/11	TIME 0630
RECEIVED BY	SIGNATURE	COMPANY	DATE	TIME 455
RELINQUISHED BY	SIGNATURE	COMPANY	DATE	TIME 730
RECEIVED BY	SIGNATURE	COMPANY	DATE 1/20/11	TIME 0730

DISTRIBUTION: White and Pink = Tetra Tech, Inc. Canary = Laboratory

A1A1790 AB JAN 20 2011

E.S.BABCOCK&Sons,Inc.
Environmental Laboratories est 1906

Client Name: Tetra Tech, Inc. - San Bernardino
Contact: Mark Feldman
Address: 301 E. Vanderbilt Way Suite 450
San Bernardino, CA 92408

Report Date: 09-Feb-2011

Project Name: Tetra-Tech Lockheed
Project Number: [none]

Work Order Number: A1A1790

Received on Ice (Y/N): Yes Temp: 3 °C

Approval

Enclosed are the analytical results for the submitted sample(s). Babcock Laboratories certify the data presented as part of this report meet the minimum quality standards in the referenced analytical methods. Any exceptions have been noted. Babcock Laboratories and its officers and employees assume no responsibility and make no warranty, express or implied, for uses or interpretations made by any recipients, intended or unintended, of this report.

Lorenzo Rodriguez

Lorenzo (Z) Rodriguez

Project Manager

cc:

mailing
P.O Box 432
Riverside, CA 92502-0432

location
6100 Quail Valley Court
Riverside, CA 92507-0704

P 951 653 3351
F 951 653 1662
www.babcocklabs.com

NELAP no, 02101CA
CA ELAP no. 2698
EPA no. CA00102

E.S.BABCOCK&Sons,Inc.
Environmental Laboratories est 1906

Client Name: Tetra Tech, Inc. - San Bernardino
Contact: Mark Feldman
Address: 301 E. Vanderbilt Way Suite 450
San Bernardino, CA 92408

Report Date: 10-Feb-2011

Analytical Report: Page 1 of 38
Project Name: Tetra-Tech Lockheed
Project Number: [none]

Work Order Number: A1A1924

Received on Ice (Y/N): Yes Temp: 3 °C

Attached is the analytical report for the sample(s) received for your project. Below is a list of the individual sample descriptions with the corresponding laboratory number(s). Also, enclosed is a copy of the Chain of Custody document (if received with your sample(s)). Please note any unused portion of the sample(s) may be responsibly discarded after 30 days from the above report date, unless you have requested otherwise.

Thank you for the opportunity to serve your analytical needs. If you have any questions or concerns regarding this report please contact our client service department.

Sample Identification

Lab Sample #	Client Sample ID	Matrix	Date Sampled	By	Date Submitted	By
A1A1924-01	LTB-012011 LMC Beaumont Site 1	Liquid	01/20/11 07:00	Jose R. Santoya	01/21/11 07:20	William Bayle
A1A1924-02	LEB-012011-BP LMC Beaumont Site 1	Liquid	01/20/11 07:30	Jose R. Santoya	01/21/11 07:20	William Bayle
A1A1924-03	EW-16 LMC Beaumont Site 1	Liquid	01/20/11 08:47	Jose R. Santoya	01/21/11 07:20	William Bayle
A1A1924-04	EW-18 LMC Beaumont Site 1	Liquid	01/20/11 08:58	Jose R. Santoya	01/21/11 07:20	William Bayle
A1A1924-05	LEB-012011-BP-F LMC Beaumont Site 1	Liquid	01/20/11 07:30	Jose R. Santoya	01/21/11 07:20	William Bayle
A1A1924-06	EW-16-F LMC Beaumont Site 1	Liquid	01/20/11 08:47	Jose R. Santoya	01/21/11 07:20	William Bayle

Note: Analyses RSK-175 and AM20GAX were subcontracted to Microseeps. Microseeps data begins to appear on page 30.

Client Name: Tetra Tech, Inc. - San Bernardino
Contact: Mark Feldman
Address: 301 E. Vanderbilt Way Suite 450
San Bernardino, CA 92408

Report Date: 10-Feb-2011

Project Name: Tetra-Tech Lockheed
Project Number: [none]

Work Order Number: A1A1924

Received on Ice (Y/N): Yes Temp: 3 °C

Laboratory Reference Number
A1A1924-01

Sample Description	Matrix	Sampled Date/Time	Received Date/Time
LTB-012011 LMC Beaumont Site 1	Liquid	01/20/11 07:00	01/21/11 7:20

Analyte(s)	Result	RDL	MDL	Units	Method	Analysis Date	Analyst	Flag
Volatile Organic Compounds by EPA 8260B								
1,1,1-Trichloroethane	ND	0.50	0.12	ug/L	EPA 8260B	01/31/11 23:04	eec	
1,1,2,2-Tetrachloroethane	ND	0.50	0.29	ug/L	EPA 8260B	01/31/11 23:04	eec	
1,1,2-Trichloroethane	ND	0.50	0.31	ug/L	EPA 8260B	01/31/11 23:04	eec	
1,1-Dichloroethane	ND	0.50	0.098	ug/L	EPA 8260B	01/31/11 23:04	eec	
1,1-Dichloroethene	ND	0.50	0.12	ug/L	EPA 8260B	01/31/11 23:04	eec	
1,2,3-Trichloropropane	ND	0.50	0.29	ug/L	EPA 8260B	01/31/11 23:04	eec	
1,2-Dichlorobenzene	ND	0.50	0.20	ug/L	EPA 8260B	01/31/11 23:04	eec	
1,2-Dichloroethane	ND	0.50	0.21	ug/L	EPA 8260B	01/31/11 23:04	eec	
1,2-Dichloropropane	ND	0.50	0.19	ug/L	EPA 8260B	01/31/11 23:04	eec	
1,3-Dichlorobenzene	ND	0.50	0.15	ug/L	EPA 8260B	01/31/11 23:04	eec	
1,4-Dichlorobenzene	ND	0.50	0.072	ug/L	EPA 8260B	01/31/11 23:04	eec	
2-Butanone(MEK)	ND	3.0	1.2	ug/L	EPA 8260B	01/31/11 23:04	eec	
2-Hexanone	ND	5.0	1.2	ug/L	EPA 8260B	01/31/11 23:04	eec	
4-Methyl-2-Pentanone(MIBK)	ND	5.0	0.95	ug/L	EPA 8260B	01/31/11 23:04	eec	
Acetone	ND	10	5.0	ug/L	EPA 8260B	01/31/11 23:04	eec	
Benzene	ND	0.50	0.14	ug/L	EPA 8260B	01/31/11 23:04	eec	
Bromodichloromethane	ND	0.50	0.11	ug/L	EPA 8260B	01/31/11 23:04	eec	
Bromoform	ND	1.0	0.50	ug/L	EPA 8260B	01/31/11 23:04	eec	
Bromomethane	ND	0.50	0.48	ug/L	EPA 8260B	01/31/11 23:04	eec	
Carbon Disulfide	ND	0.50	0.36	ug/L	EPA 8260B	01/31/11 23:04	eec	
Carbon Tetrachloride	ND	0.50	0.15	ug/L	EPA 8260B	01/31/11 23:04	eec	
Chlorobenzene	ND	0.50	0.23	ug/L	EPA 8260B	01/31/11 23:04	eec	
Chloroethane	ND	0.50	0.35	ug/L	EPA 8260B	01/31/11 23:04	eec	
Chloroform	ND	0.50	0.46	ug/L	EPA 8260B	01/31/11 23:04	eec	
Chloromethane	ND	0.50	0.36	ug/L	EPA 8260B	01/31/11 23:04	eec	
cis-1,2-Dichloroethene	ND	0.50	0.18	ug/L	EPA 8260B	01/31/11 23:04	eec	
cis-1,3-Dichloropropene	ND	0.50	0.30	ug/L	EPA 8260B	01/31/11 23:04	eec	
Dibromochloromethane	ND	0.50	0.37	ug/L	EPA 8260B	01/31/11 23:04	eec	
Ethylbenzene	ND	0.50	0.26	ug/L	EPA 8260B	01/31/11 23:04	eec	
Methyl tert Butyl Ether	ND	5.0	0.43	ug/L	EPA 8260B	01/31/11 23:04	eec	
Methylene Chloride	0.17	3.0	0.15	ug/L	EPA 8260B	01/31/11 23:04	eec	J
Styrene	ND	0.50	0.22	ug/L	EPA 8260B	01/31/11 23:04	eec	
Tetrachloroethene	ND	0.50	0.23	ug/L	EPA 8260B	01/31/11 23:04	eec	

E.S.BABCOCK&Sons,Inc.
Environmental Laboratories est 1906

Client Name: Tetra Tech, Inc. - San Bernardino
Contact: Mark Feldman
Address: 301 E. Vanderbilt Way Suite 450
San Bernardino, CA 92408

Report Date: 10-Feb-2011

Project Name: Tetra-Tech Lockheed
Project Number: [none]

Work Order Number: A1A1924

Received on Ice (Y/N): Yes Temp: 3 °C

Laboratory Reference Number
A1A1924-01

Sample Description	Matrix	Sampled Date/Time	Received Date/Time
LTB-012011 LMC Beaumont Site 1	Liquid	01/20/11 07:00	01/21/11 7:20

Analyte(s)	Result		RDL	MDL	Units	Method	Analysis Date	Analyst	Flag
Volatile Organic Compounds by EPA 8260B									
Toluene	ND		0.50	0.22	ug/L	EPA 8260B	01/31/11 23:04	eec	
trans-1,2-Dichloroethene	ND		0.50	0.10	ug/L	EPA 8260B	01/31/11 23:04	eec	
trans-1,3-Dichloropropene	ND		0.50	0.24	ug/L	EPA 8260B	01/31/11 23:04	eec	
Trichloroethene	ND		0.50	0.25	ug/L	EPA 8260B	01/31/11 23:04	eec	
Trichlorofluoromethane	ND		5.0	0.16	ug/L	EPA 8260B	01/31/11 23:04	eec	
Vinyl Acetate	ND		10	0.48	ug/L	EPA 8260B	01/31/11 23:04	eec	
Vinyl Chloride	ND		0.50	0.13	ug/L	EPA 8260B	01/31/11 23:04	eec	
Xylenes (m+p)	ND		0.50	0.36	ug/L	EPA 8260B	01/31/11 23:04	eec	
Xylenes (ortho)	ND		0.50	0.41	ug/L	EPA 8260B	01/31/11 23:04	eec	
1,4-Dioxane	ND		35	9.3	ug/L	EPA 8260B	01/31/11 23:04	eec	
Surrogate: 1,2-Dichloroethane-d4	100	%	80-124			EPA 8260B	01/31/11 23:04	eec	
Surrogate: Bromofluorobenzene	103	%	80-120			EPA 8260B	01/31/11 23:04	eec	
Surrogate: Toluene-d8	99.9	%	80-120			EPA 8260B	01/31/11 23:04	eec	

E.S.BABCOCK&Sons,Inc.
Environmental Laboratories est 1906

Client Name: Tetra Tech, Inc. - San Bernardino
Contact: Mark Feldman
Address: 301 E. Vanderbilt Way Suite 450
San Bernardino, CA 92408

Report Date: 10-Feb-2011

Project Name: Tetra-Tech Lockheed
Project Number: [none]

Work Order Number: A1A1924

Received on Ice (Y/N): Yes Temp: 3 °C

Laboratory Reference Number
A1A1924-02

Sample Description	Matrix	Sampled Date/Time	Received Date/Time
LEB-012011-BP LMC Beaumont Site 1	Liquid	01/20/11 07:30	01/21/11 7:20

Analyte(s)	Result	RDL	MDL	Units	Method	Analysis Date	Analyst	Flag
Anions								
Total Alkalinity	3.0	3.0	1.7	mg/L	SM 2320B	01/31/11 11:50	jma	
Hydroxide	ND	3.0	1.7	mg/L	SM 2320B	01/31/11 11:50	jma	
Carbonate	ND	3.0	1.7	mg/L	SM 2320B	01/31/11 11:50	jma	
Bicarbonate	3.7	3.0	1.7	mg/L	SM 2320B	01/31/11 11:50	jma	
Chloride	0.60	1.0	0.50	mg/L	EPA 300.0	01/21/11 23:38	ss	J
Sulfate	ND	0.50	0.37	mg/L	EPA 300.0	01/21/11 23:38	ss	
Nitrate as N	ND	0.20	0.11	mg/L	EPA 300.0	01/21/11 23:38	ss	
Solids								
Total Dissolved Solids	ND	10	5.5	mg/L	SM 2540C	01/26/11 16:50	ctl	
Oxyhalides								
Chlorate	ND	1.0	1.0	ug/L*	EPA 332.0-M	01/22/11 03:00	aa	
General Inorganics								
Perchlorate	0.65	0.10	0.071	ug/L*	EPA 332.0	01/25/11 15:40	aa	
Nutrients								
Nitrite as N	ND	0.10	0.017	mg/L	SM 4500NO2 B	01/21/11 16:07	cmd	
Metals and Metalloids; EPA SW846 Series								
Iron	14	20	2.3	ug/L	EPA 6010B	01/27/11 18:33	lmt	PblkJ, J
Volatile Organic Compounds by EPA 8260B								
1,1,1-Trichloroethane	ND	0.50	0.12	ug/L	EPA 8260B	02/01/11 02:33	eec	
1,1,2,2-Tetrachloroethane	ND	0.50	0.29	ug/L	EPA 8260B	02/01/11 02:33	eec	
1,1,2-Trichloroethane	ND	0.50	0.31	ug/L	EPA 8260B	02/01/11 02:33	eec	
1,1-Dichloroethane	ND	0.50	0.098	ug/L	EPA 8260B	02/01/11 02:33	eec	
1,1-Dichloroethene	0.94	0.50	0.12	ug/L	EPA 8260B	02/01/11 02:33	eec	
1,2,3-Trichloropropane	ND	0.50	0.29	ug/L	EPA 8260B	02/01/11 02:33	eec	
1,2-Dichlorobenzene	ND	0.50	0.20	ug/L	EPA 8260B	02/01/11 02:33	eec	
1,2-Dichloroethane	ND	0.50	0.21	ug/L	EPA 8260B	02/01/11 02:33	eec	
1,2-Dichloropropane	ND	0.50	0.19	ug/L	EPA 8260B	02/01/11 02:33	eec	
1,3-Dichlorobenzene	ND	0.50	0.15	ug/L	EPA 8260B	02/01/11 02:33	eec	
1,4-Dichlorobenzene	ND	0.50	0.072	ug/L	EPA 8260B	02/01/11 02:33	eec	

E.S.BABCOCK&Sons,Inc.
Environmental Laboratories est 1906

Client Name: Tetra Tech, Inc. - San Bernardino
Contact: Mark Feldman
Address: 301 E. Vanderbilt Way Suite 450
San Bernardino, CA 92408

Report Date: 10-Feb-2011

Project Name: Tetra-Tech Lockheed
Project Number: [none]

Work Order Number: A1A1924

Received on Ice (Y/N): Yes Temp: 3 °C

Laboratory Reference Number
A1A1924-02

Sample Description	Matrix	Sampled Date/Time	Received Date/Time
LEB-012011-BP LMC Beaumont Site 1	Liquid	01/20/11 07:30	01/21/11 7:20

Analyte(s)	Result	RDL	MDL	Units	Method	Analysis Date	Analyst	Flag
Volatile Organic Compounds by EPA 8260B								
2-Butanone(MEK)	1.4	3.0	1.2	ug/L	EPA 8260B	02/01/11 02:33	eec	J
2-Hexanone	ND	5.0	1.2	ug/L	EPA 8260B	02/01/11 02:33	eec	
4-Methyl-2-Pentanone(MIBK)	ND	5.0	0.95	ug/L	EPA 8260B	02/01/11 02:33	eec	
Acetone	ND	10	5.0	ug/L	EPA 8260B	02/01/11 02:33	eec	
Benzene	ND	0.50	0.14	ug/L	EPA 8260B	02/01/11 02:33	eec	
Bromodichloromethane	ND	0.50	0.11	ug/L	EPA 8260B	02/01/11 02:33	eec	
Bromoform	ND	1.0	0.50	ug/L	EPA 8260B	02/01/11 02:33	eec	
Bromomethane	ND	0.50	0.48	ug/L	EPA 8260B	02/01/11 02:33	eec	
Carbon Disulfide	ND	0.50	0.36	ug/L	EPA 8260B	02/01/11 02:33	eec	
Carbon Tetrachloride	ND	0.50	0.15	ug/L	EPA 8260B	02/01/11 02:33	eec	
Chlorobenzene	ND	0.50	0.23	ug/L	EPA 8260B	02/01/11 02:33	eec	
Chloroethane	ND	0.50	0.35	ug/L	EPA 8260B	02/01/11 02:33	eec	
Chloroform	ND	0.50	0.46	ug/L	EPA 8260B	02/01/11 02:33	eec	
Chloromethane	ND	0.50	0.36	ug/L	EPA 8260B	02/01/11 02:33	eec	
cis-1,2-Dichloroethene	ND	0.50	0.18	ug/L	EPA 8260B	02/01/11 02:33	eec	
cis-1,3-Dichloropropene	ND	0.50	0.30	ug/L	EPA 8260B	02/01/11 02:33	eec	
Dibromochloromethane	ND	0.50	0.37	ug/L	EPA 8260B	02/01/11 02:33	eec	
Ethylbenzene	ND	0.50	0.26	ug/L	EPA 8260B	02/01/11 02:33	eec	
Methyl tert Butyl Ether	ND	5.0	0.43	ug/L	EPA 8260B	02/01/11 02:33	eec	
Methylene Chloride	0.17	3.0	0.15	ug/L	EPA 8260B	02/01/11 02:33	eec	J
Styrene	ND	0.50	0.22	ug/L	EPA 8260B	02/01/11 02:33	eec	
Tetrachloroethene	ND	0.50	0.23	ug/L	EPA 8260B	02/01/11 02:33	eec	
Toluene	0.22	0.50	0.22	ug/L	EPA 8260B	02/01/11 02:33	eec	J
trans-1,2-Dichloroethene	ND	0.50	0.10	ug/L	EPA 8260B	02/01/11 02:33	eec	
trans-1,3-Dichloropropene	ND	0.50	0.24	ug/L	EPA 8260B	02/01/11 02:33	eec	
Trichloroethene	2.7	0.50	0.25	ug/L	EPA 8260B	02/01/11 02:33	eec	
Trichlorofluoromethane	ND	5.0	0.16	ug/L	EPA 8260B	02/01/11 02:33	eec	
Vinyl Acetate	ND	10	0.48	ug/L	EPA 8260B	02/01/11 02:33	eec	
Vinyl Chloride	ND	0.50	0.13	ug/L	EPA 8260B	02/01/11 02:33	eec	
Xylenes (m+p)	ND	0.50	0.36	ug/L	EPA 8260B	02/01/11 02:33	eec	
Xylenes (ortho)	ND	0.50	0.41	ug/L	EPA 8260B	02/01/11 02:33	eec	
1,4-Dioxane	ND	35	9.3	ug/L	EPA 8260B	02/01/11 02:33	eec	
Surrogate: 1,2-Dichloroethane-d4	102	% 80-124			EPA 8260B	02/01/11 02:33	eec	

E.S.BABCOCK&Sons,Inc.
Environmental Laboratories est 1906

Client Name: Tetra Tech, Inc. - San Bernardino
Contact: Mark Feldman
Address: 301 E. Vanderbilt Way Suite 450
San Bernardino, CA 92408

Report Date: 10-Feb-2011

Project Name: Tetra-Tech Lockheed
Project Number: [none]

Work Order Number: A1A1924

Received on Ice (Y/N): Yes Temp: 3 °C

Laboratory Reference Number

A1A1924-02

Sample Description	Matrix	Sampled Date/Time	Received Date/Time
LEB-012011-BP LMC Beaumont Site 1	Liquid	01/20/11 07:30	01/21/11 7:20

Analyte(s)	Result		RDL	MDL	Units	Method	Analysis Date	Analyst	Flag
Volatile Organic Compounds by EPA 8260B									
Surrogate: Bromofluorobenzene	102	%	80-120			EPA 8260B	02/01/11 02:33	eec	
Surrogate: Toluene-d8	100	%	80-120			EPA 8260B	02/01/11 02:33	eec	
Semivolatile Organic Compounds by EPA 8270C SIM									
1,4-Dioxane	ND		0.20	0.10	ug/L	EPA8270C M	01/31/11 19:13	KOS	

E.S.BABCOCK&Sons,Inc.
Environmental Laboratories est 1906

Client Name: Tetra Tech, Inc. - San Bernardino
Contact: Mark Feldman
Address: 301 E. Vanderbilt Way Suite 450
San Bernardino, CA 92408

Report Date: 10-Feb-2011

Project Name: Tetra-Tech Lockheed
Project Number: [none]

Work Order Number: A1A1924

Received on Ice (Y/N): Yes Temp: 3 °C

Laboratory Reference Number
A1A1924-03

Sample Description	Matrix	Sampled Date/Time	Received Date/Time
EW-16 LMC Beaumont Site 1	Liquid	01/20/11 08:47	01/21/11 7:20

Analyte(s)	Result	RDL	MDL	Units	Method	Analysis Date	Analyst	Flag
Anions								
Total Alkalinity	61	3.0	1.7	mg/L	SM 2320B	01/31/11 11:50	jma	
Hydroxide	ND	3.0	1.7	mg/L	SM 2320B	01/31/11 11:50	jma	
Carbonate	ND	3.0	1.7	mg/L	SM 2320B	01/31/11 11:50	jma	
Bicarbonate	74	3.0	1.7	mg/L	SM 2320B	01/31/11 11:50	jma	
Chloride	34	1.0	0.50	mg/L	EPA 300.0	01/21/11 23:46	ss	
Sulfate	7.7	0.50	0.37	mg/L	EPA 300.0	01/21/11 23:46	ss	
Nitrate as N	1.7	0.20	0.11	mg/L	EPA 300.0	01/21/11 23:46	ss	
Solids								
Total Dissolved Solids	180	20	11	mg/L	SM 2540C	01/25/11 18:10	ctl	
Oxyhalides								
Chlorate	ND	500	500	ug/L*	EPA 332.0-M	01/28/11 16:35	aa	N_RLm
General Inorganics								
Perchlorate	17000	200	140	ug/L*	EPA 332.0	01/25/11 15:40	aa	
Nutrients								
Nitrite as N	ND	0.10	0.017	mg/L	SM 4500NO2 B	01/21/11 16:07	cmd	
Metals and Metalloids; EPA SW846 Series								
Iron	4500	20	2.3	ug/L	EPA 6010B	01/27/11 18:35	lmt	
Volatile Organic Compounds by EPA 8260B								
1,1,1-Trichloroethane	0.71	0.50	0.12	ug/L	EPA 8260B	02/01/11 18:47	eec	
1,1,2,2-Tetrachloroethane	ND	0.50	0.29	ug/L	EPA 8260B	02/01/11 18:47	eec	
1,1,2-Trichloroethane	9.5	0.50	0.31	ug/L	EPA 8260B	02/01/11 18:47	eec	
1,1-Dichloroethane	30	0.50	0.098	ug/L	EPA 8260B	02/01/11 18:47	eec	
1,1-Dichloroethene	2100	50	12	ug/L	EPA 8260B	02/01/11 11:14	eec	
1,2,3-Trichloropropane	ND	0.50	0.29	ug/L	EPA 8260B	02/01/11 18:47	eec	
1,2-Dichlorobenzene	ND	0.50	0.20	ug/L	EPA 8260B	02/01/11 18:47	eec	
1,2-Dichloroethane	26	0.50	0.21	ug/L	EPA 8260B	02/01/11 18:47	eec	
1,2-Dichloropropane	ND	0.50	0.19	ug/L	EPA 8260B	02/01/11 18:47	eec	
1,3-Dichlorobenzene	ND	0.50	0.15	ug/L	EPA 8260B	02/01/11 18:47	eec	
1,4-Dichlorobenzene	ND	0.50	0.072	ug/L	EPA 8260B	02/01/11 18:47	eec	

E.S.BABCOCK&Sons,Inc.
Environmental Laboratories est 1906

Client Name: Tetra Tech, Inc. - San Bernardino
Contact: Mark Feldman
Address: 301 E. Vanderbilt Way Suite 450
San Bernardino, CA 92408

Report Date: 10-Feb-2011

Project Name: Tetra-Tech Lockheed
Project Number: [none]

Work Order Number: A1A1924

Received on Ice (Y/N): Yes Temp: 3 °C

Laboratory Reference Number
A1A1924-03

Sample Description	Matrix	Sampled Date/Time	Received Date/Time
EW-16 LMC Beaumont Site 1	Liquid	01/20/11 08:47	01/21/11 7:20

Analyte(s)	Result	RDL	MDL	Units	Method	Analysis Date	Analyst	Flag
Volatile Organic Compounds by EPA 8260B								
2-Butanone(MEK)	ND	3.0	1.2	ug/L	EPA 8260B	02/01/11 18:47	eec	
2-Hexanone	ND	5.0	1.2	ug/L	EPA 8260B	02/01/11 18:47	eec	
4-Methyl-2-Pentanone(MIBK)	ND	5.0	0.95	ug/L	EPA 8260B	02/01/11 18:47	eec	
Acetone	ND	10	5.0	ug/L	EPA 8260B	02/01/11 18:47	eec	
Benzene	0.70	0.50	0.14	ug/L	EPA 8260B	02/01/11 18:47	eec	
Bromodichloromethane	ND	0.50	0.11	ug/L	EPA 8260B	02/01/11 18:47	eec	
Bromoform	ND	1.0	0.50	ug/L	EPA 8260B	02/01/11 18:47	eec	
Bromomethane	ND	0.50	0.48	ug/L	EPA 8260B	02/01/11 18:47	eec	
Carbon Disulfide	ND	0.50	0.36	ug/L	EPA 8260B	02/01/11 18:47	eec	
Carbon Tetrachloride	0.39	0.50	0.15	ug/L	EPA 8260B	02/01/11 18:47	eec	J
Chlorobenzene	ND	0.50	0.23	ug/L	EPA 8260B	02/01/11 18:47	eec	
Chloroethane	ND	0.50	0.35	ug/L	EPA 8260B	02/01/11 18:47	eec	
Chloroform	18	0.50	0.46	ug/L	EPA 8260B	02/01/11 18:47	eec	
Chloromethane	ND	0.50	0.36	ug/L	EPA 8260B	02/01/11 18:47	eec	
cis-1,2-Dichloroethene	12	0.50	0.18	ug/L	EPA 8260B	02/01/11 18:47	eec	
cis-1,3-Dichloropropene	ND	0.50	0.30	ug/L	EPA 8260B	02/01/11 18:47	eec	
Dibromochloromethane	ND	0.50	0.37	ug/L	EPA 8260B	02/01/11 18:47	eec	
Ethylbenzene	ND	0.50	0.26	ug/L	EPA 8260B	02/01/11 18:47	eec	
Methyl tert Butyl Ether	ND	5.0	0.43	ug/L	EPA 8260B	02/01/11 18:47	eec	
Methylene Chloride	0.60	3.0	0.15	ug/L	EPA 8260B	02/01/11 18:47	eec	J
Styrene	ND	0.50	0.22	ug/L	EPA 8260B	02/01/11 18:47	eec	
Tetrachloroethene	0.77	0.50	0.23	ug/L	EPA 8260B	02/01/11 18:47	eec	
Toluene	ND	0.50	0.22	ug/L	EPA 8260B	02/01/11 18:47	eec	
trans-1,2-Dichloroethene	1.0	0.50	0.10	ug/L	EPA 8260B	02/01/11 18:47	eec	
trans-1,3-Dichloropropene	ND	0.50	0.24	ug/L	EPA 8260B	02/01/11 18:47	eec	
Trichloroethene	390	50	25	ug/L	EPA 8260B	02/01/11 11:14	eec	
Trichlorofluoromethane	ND	5.0	0.16	ug/L	EPA 8260B	02/01/11 18:47	eec	
Vinyl Acetate	ND	10	0.48	ug/L	EPA 8260B	02/01/11 18:47	eec	
Vinyl Chloride	0.22	0.50	0.13	ug/L	EPA 8260B	02/01/11 18:47	eec	J
Xylenes (m+p)	ND	0.50	0.36	ug/L	EPA 8260B	02/01/11 18:47	eec	
Xylenes (ortho)	ND	0.50	0.41	ug/L	EPA 8260B	02/01/11 18:47	eec	
1,4-Dioxane	390	35	9.3	ug/L	EPA 8260B	02/01/11 18:47	eec	A-01, NOcal

E.S.BABCOCK&Sons,Inc.
Environmental Laboratories est 1906

Client Name: Tetra Tech, Inc. - San Bernardino
Contact: Mark Feldman
Address: 301 E. Vanderbilt Way Suite 450
San Bernardino, CA 92408

Report Date: 10-Feb-2011

Project Name: Tetra-Tech Lockheed
Project Number: [none]

Work Order Number: A1A1924

Received on Ice (Y/N): Yes Temp: 3 °C

Laboratory Reference Number

A1A1924-03

Sample Description	Matrix	Sampled Date/Time	Received Date/Time
EW-16 LMC Beaumont Site 1	Liquid	01/20/11 08:47	01/21/11 7:20

Analyte(s)	Result		RDL	MDL	Units	Method	Analysis Date	Analyst	Flag
Volatile Organic Compounds by EPA 8260B									
Surrogate: 1,2-Dichloroethane-d4	102	%	80-124			EPA 8260B	02/01/11 18:47	eec	
Surrogate: Bromofluorobenzene	99.7	%	80-120			EPA 8260B	02/01/11 18:47	eec	
Surrogate: Toluene-d8	98.3	%	80-120			EPA 8260B	02/01/11 18:47	eec	
Semivolatile Organic Compounds by EPA 8270C SIM									N_HT(
1,4-Dioxane	480		2.0	1.0	ug/L	EPA8270C M	02/04/11 20:43	DF	

E.S.BABCOCK&Sons,Inc.
Environmental Laboratories est 1906

Client Name: Tetra Tech, Inc. - San Bernardino
Contact: Mark Feldman
Address: 301 E. Vanderbilt Way Suite 450
San Bernardino, CA 92408

Report Date: 10-Feb-2011

Project Name: Tetra-Tech Lockheed
Project Number: [none]

Work Order Number: A1A1924

Received on Ice (Y/N): Yes Temp: 3 °C

Laboratory Reference Number

A1A1924-05

Sample Description	Matrix	Sampled Date/Time	Received Date/Time
LEB-012011-BP-F LMC Beaumont Site 1	Liquid	01/20/11 07:30	01/21/11 7:20

Analyte(s)	Result	RDL	MDL	Units	Method	Analysis Date	Analyst	Flag
Aggregate Organic Compounds								
Dissolved Organic Carbon	1.1	0.70	0.36	mg/L	SM 5310B	02/01/11 04:58	cmd	N-TOC
Metals and Metalloids; EPA SW846 Series								
Manganese	ND	10	0.24	ug/L	EPA 6010B	01/25/11 16:32	lmt	

E.S.BABCOCK&Sons,Inc.
Environmental Laboratories est 1906

Client Name: Tetra Tech, Inc. - San Bernardino
Contact: Mark Feldman
Address: 301 E. Vanderbilt Way Suite 450
San Bernardino, CA 92408

Report Date: 10-Feb-2011

Project Name: Tetra-Tech Lockheed
Project Number: [none]

Work Order Number: A1A1924

Received on Ice (Y/N): Yes Temp: 3 °C

Laboratory Reference Number

A1A1924-06

Sample Description	Matrix	Sampled Date/Time	Received Date/Time
EW-16-F LMC Beaumont Site 1	Liquid	01/20/11 08:47	01/21/11 7:20

Analyte(s)	Result	RDL	MDL	Units	Method	Analysis Date	Analyst	Flag
Aggregate Organic Compounds								
Dissolved Organic Carbon	3.0	0.70	0.36	mg/L	SM 5310B	02/01/11 04:58	cmd	N-TOC
Metals and Metalloids; EPA SW846 Series								
Manganese	78	10	0.24	ug/L	EPA 6010B	01/25/11 16:38	lmt	

Client Name: Tetra Tech, Inc. - San Bernardino
Contact: Mark Feldman
Address: 301 E. Vanderbilt Way Suite 450
San Bernardino, CA 92408

Report Date: 10-Feb-2011

Project Name: Tetra-Tech Lockheed
Project Number: [none]

Work Order Number: A1A1924

Received on Ice (Y/N): Yes Temp: 3 °C

Anions - Batch Quality Control

Analyte(s)	Result	RDL	MDL	Units	Spike Level	Source Result	%REC	%REC Limits	RPD	RPD Limit	Flag
Batch 1A21052 - Analyzed as received											
Blank (1A21052-BLK1)					Prepared & Analyzed: 01/21/11						
Sulfate	ND	0.50	0.37	mg/L							
Chloride	ND	1.0	0.50	mg/L							
Nitrate as N	ND	0.20	0.11	mg/L							
LCS (1A21052-BS1)					Prepared & Analyzed: 01/21/11						
Sulfate	49.2	0.50	0.37	mg/L	50.0		98.4	90-110			
Chloride	50.2	1.0	0.50	mg/L	50.0		100	90-110			
Nitrate as N	11.7	0.20	0.11	mg/L	11.3		104	90-110			
Matrix Spike (1A21052-MS1)				**Source: A1A1924-02**	Prepared & Analyzed: 01/21/11						
Sulfate	102	0.50	0.37	mg/L	100	ND	102	87-114			
Chloride	51.8	1.0	0.50	mg/L	50.0	0.600	102	90-122			
Nitrate as N	4.58	0.20	0.11	mg/L	4.52	ND	101	78-120			
Matrix Spike (1A21052-MS2)				**Source: A1A1924-03**	Prepared: 01/21/11 Analyzed: 01/22/11						
Sulfate	111	0.50	0.37	mg/L	100	7.70	103	87-114			
Chloride	92.0	1.0	0.50	mg/L	50.0	33.5	117	90-122			
Nitrate as N	5.51	0.20	0.11	mg/L	4.52	1.69	84.6	78-120			
Matrix Spike Dup (1A21052-MSD1)				**Source: A1A1924-02**	Prepared & Analyzed: 01/21/11						
Sulfate	106	0.50	0.37	mg/L	100	ND	106	87-114	3.79	20	
Chloride	53.4	1.0	0.50	mg/L	50.0	0.600	106	90-122	3.15	20	
Nitrate as N	4.65	0.20	0.11	mg/L	4.52	ND	103	78-120	1.52	20	
Batch 1A31005 - Analyzed as received											
Blank (1A31005-BLK1)					Prepared & Analyzed: 01/31/11						
Total Alkalinity	ND	3.0	1.7	mg/L							
Hydroxide	ND	3.0	1.7	mg/L							
Carbonate	ND	3.0	1.7	mg/L							
Bicarbonate	ND	3.0	1.7	mg/L							

E.S.BABCOCK&Sons,Inc.
Environmental Laboratories est 1906

Client Name: Tetra Tech, Inc. - San Bernardino
Contact: Mark Feldman
Address: 301 E. Vanderbilt Way Suite 450
San Bernardino, CA 92408

Report Date: 10-Feb-2011

Project Name: Tetra-Tech Lockheed
Project Number: [none]

Work Order Number: A1A1924

Received on Ice (Y/N): Yes Temp: 3 °C

Anions - Batch Quality Control

Analyte(s)	Result	RDL	MDL	Units	Spike Level	Source Result	%REC	%REC Limits	RPD	RPD Limit	Flag
Batch 1A31005 - Analyzed as received											
LCS (1A31005-BS1)					Prepared & Analyzed: 01/31/11						
Total Alkalinity	456	3.0	1.7	mg/L	472		96.6	95-105			
Carbonate	271	3.0	1.7	mg/L	272		99.6	95-105			
Duplicate (1A31005-DUP1)					**Source: A1A1804-01**	Prepared & Analyzed: 01/31/11					
Total Alkalinity	550	6.0	3.4	mg/L		580			5.31	20	
Hydroxide	ND	6.0	3.4	mg/L		ND				20	
Carbonate	ND	6.0	3.4	mg/L		ND				20	
Bicarbonate	672	6.0	3.4	mg/L		708			5.22	20	
Duplicate (1A31005-DUP2)					**Source: A1A2129-01**	Prepared & Analyzed: 01/31/11					
Total Alkalinity	275	3.0	1.7	mg/L		282			2.51	20	
Hydroxide	ND	3.0	1.7	mg/L		ND				20	
Carbonate	ND	3.0	1.7	mg/L		ND				20	
Bicarbonate	333	3.0	1.7	mg/L		342			2.67	20	

E.S.BABCOCK&Sons,Inc.
Environmental Laboratories est 1906

Client Name: Tetra Tech, Inc. - San Bernardino
Contact: Mark Feldman
Address: 301 E. Vanderbilt Way Suite 450
San Bernardino, CA 92408

Report Date: 10-Feb-2011

Project Name: Tetra-Tech Lockheed
Project Number: [none]

Work Order Number: A1A1924

Received on Ice (Y/N): Yes Temp: 3 °C

Solids - Batch Quality Control

Analyte(s)	Result	RDL	MDL	Units	Spike Level	Source Result	%REC	%REC Limits	RPD	RPD Limit	Flag
Batch 1A25049 - Analyzed as received											
Blank (1A25049-BLK1)					Prepared & Analyzed: 01/25/11						
Total Dissolved Solids	5.50	10	5.5	mg/L							J
LCS (1A25049-BS1)					Prepared & Analyzed: 01/25/11						
Total Dissolved Solids	723	20	11	mg/L	746		96.9	90-110			
Duplicate (1A25049-DUP1)				**Source: A1A1872-01**	Prepared & Analyzed: 01/25/11						
Total Dissolved Solids	477	20	11	mg/L		492			3.10	20	
Duplicate (1A25049-DUP2)				**Source: A1A1990-10**	Prepared & Analyzed: 01/25/11						
Total Dissolved Solids	375	20	11	mg/L		378			0.797	20	
Batch 1A26023 - Analyzed as received											
Blank (1A26023-BLK1)					Prepared & Analyzed: 01/26/11						
Total Dissolved Solids	ND	10	5.5	mg/L							
LCS (1A26023-BS1)					Prepared & Analyzed: 01/26/11						
Total Dissolved Solids	718	20	11	mg/L	746		96.2	90-110			
Duplicate (1A26023-DUP1)				**Source: A1A1879-01**	Prepared & Analyzed: 01/26/11						
Total Dissolved Solids	921	20	11	mg/L		944			2.47	20	
Duplicate (1A26023-DUP2)				**Source: A1A1983-01**	Prepared & Analyzed: 01/26/11						
Total Dissolved Solids	630	20	11	mg/L		581			8.09	20	

E.S.BABCOCK&Sons,Inc.
Environmental Laboratories est 1906

Client Name: Tetra Tech, Inc. - San Bernardino
Contact: Mark Feldman
Address: 301 E. Vanderbilt Way Suite 450
San Bernardino, CA 92408

Report Date: 10-Feb-2011

Project Name: Tetra-Tech Lockheed
Project Number: [none]

Work Order Number: A1A1924

Received on Ice (Y/N): Yes Temp: 3 °C

Aggregate Organic Compounds - Batch Quality Control

Analyte(s)	Result	RDL	MDL	Units	Spike Level	Source Result	%REC	%REC Limits	RPD	RPD Limit	Flag
Batch 1A25026 - As recieved											
Blank (1A25026-BLK1)					Prepared: 01/25/11 Analyzed: 02/01/11						
Dissolved Organic Carbon	ND	0.70	0.36	mg/L							
LCS (1A25026-BS1)					Prepared: 01/25/11 Analyzed: 02/01/11						
Dissolved Organic Carbon	4.56	0.70	0.36	mg/L	4.00		114	81.5-118			
Matrix Spike (1A25026-MS1)		**Source: A1A1865-01**			Prepared: 01/25/11 Analyzed: 02/01/11						
Dissolved Organic Carbon	20.1	0.70	0.36	mg/L	4.00	13.8	156	80-120			QM-3x
Matrix Spike Dup (1A25026-MSD1)		**Source: A1A1865-01**			Prepared: 01/25/11 Analyzed: 02/01/11						
Dissolved Organic Carbon	19.8	0.70	0.36	mg/L	4.00	13.8	150	80-120	1.30	10	QM-3x

Client Name: Tetra Tech, Inc. - San Bernardino
Contact: Mark Feldman
Address: 301 E. Vanderbilt Way Suite 450
San Bernardino, CA 92408

Report Date: 10-Feb-2011

Project Name: Tetra-Tech Lockheed
Project Number: [none]

Work Order Number: A1A1924

Received on Ice (Y/N): Yes Temp: 3 °C

Oxyhalides - Batch Quality Control

Analyte(s)	Result	RDL	MDL	Units	Spike Level	Source Result	%REC	%REC Limits	RPD	RPD Limit	Flag
Batch 1A20044 - Analyzed as received											
Blank (1A20044-BLK1)					Prepared: 01/20/11 Analyzed: 01/22/11						
Chlorate	ND	1.0	1.0	ug/L*							
LCS (1A20044-BS1)					Prepared: 01/20/11 Analyzed: 01/22/11						
Chlorate	11.9	1.0	1.0	ug/L*	10.0		119	80-120			
Duplicate (1A20044-DUP1)				**Source: A1A1640-02**	Prepared: 01/20/11 Analyzed: 01/22/11						
Chlorate	ND	1.0	1.0	ug/L*		ND				20	
Matrix Spike (1A20044-MS1)				**Source: A1A1640-02**	Prepared: 01/20/11 Analyzed: 01/22/11						
Chlorate	10.5	1.0	1.0	ug/L*	10.0	ND	105	80-120			
Matrix Spike Dup (1A20044-MSD1)				**Source: A1A1640-02**	Prepared: 01/20/11 Analyzed: 01/22/11						
Chlorate	10.8	1.0	1.0	ug/L*	10.0	ND	108	80-120	2.60	20	
Batch 1A27039 - Analyzed as received											
Blank (1A27039-BLK1)					Prepared: 01/27/11 Analyzed: 01/28/11						
Chlorate	ND	1.0	1.0	ug/L*							
LCS (1A27039-BS1)					Prepared: 01/27/11 Analyzed: 01/28/11						
Chlorate	10.5	1.0	1.0	ug/L*	10.0		105	80-120			
Duplicate (1A27039-DUP1)				**Source: A1A2152-02**	Prepared: 01/27/11 Analyzed: 01/28/11						
Chlorate	ND	1.0	1.0	ug/L*		ND				20	
Matrix Spike (1A27039-MS1)				**Source: A1A2152-02**	Prepared: 01/27/11 Analyzed: 01/28/11						
Chlorate	ND	1.0	1.0	ug/L*	10.0	ND	NR	80-120			QFnt, QMout

E.S.BABCOCK&Sons,Inc.
Environmental Laboratories est 1906

Client Name: Tetra Tech, Inc. - San Bernardino
Contact: Mark Feldman
Address: 301 E. Vanderbilt Way Suite 450
San Bernardino, CA 92408

Report Date: 10-Feb-2011

Project Name: Tetra-Tech Lockheed
Project Number: [none]

Work Order Number: A1A1924

Received on Ice (Y/N): Yes Temp: 3 °C

Oxyhalides - Batch Quality Control

Analyte(s)	Result	RDL	MDL	Units	Spike Level	Source Result	%REC	%REC Limits	RPD	RPD Limit	Flag
Batch 1A27039 - Analyzed as received											
Matrix Spike Dup (1A27039-MSD1)		**Source: A1A2152-02**			Prepared: 01/27/11	Analyzed: 01/28/11					
Chlorate	ND	1.0	1.0	ug/L*	10.0	ND	NR	80-120		20	QFnt, QMout

E.S.BABCOCK&Sons,Inc.
Environmental Laboratories est 1906

General Inorganics - Batch Quality Control

Analyte(s)	Result	RDL	MDL	Units	Spike Level	Source Result	%REC	%REC Limits	RPD	RPD Limit	Flag
Batch 1A24061 - Analyzed as received											
Blank (1A24061-BLK1)					Prepared: 01/24/11 Analyzed: 01/25/11						
Perchlorate	ND	0.10	0.071	ug/L*							
LCS (1A24061-BS1)					Prepared: 01/24/11 Analyzed: 01/25/11						
Perchlorate	4.91	0.10	0.071	ug/L*	5.00		98.3	80-120			
Duplicate (1A24061-DUP1)					**Source: A1A1924-03RE** Prepared: 01/24/11 Analyzed: 01/25/11						
Perchlorate	17200	200	140	ug/L*		16800			2.79	20	
Matrix Spike (1A24061-MS1)					**Source: A1A1924-03RE** Prepared: 01/24/11 Analyzed: 01/25/11						
Perchlorate	26600	200	140	ug/L*	10000	16800	NR	80-120			QOcal
Matrix Spike Dup (1A24061-MSD1)					**Source: A1A1924-03RE** Prepared: 01/24/11 Analyzed: 01/25/11						
Perchlorate	27800	200	140	ug/L*	10000	16800	NR	80-120	4.52	20	QOcal

E.S.BABCOCK&Sons,Inc.
Environmental Laboratories est 1906

Client Name: Tetra Tech, Inc. - San Bernardino
Contact: Mark Feldman
Address: 301 E. Vanderbilt Way Suite 450
San Bernardino, CA 92408

Report Date: 10-Feb-2011

Project Name: Tetra-Tech Lockheed
Project Number: [none]

Work Order Number: A1A1924

Received on Ice (Y/N): Yes Temp: 3 °C

Nutrients - Batch Quality Control

Analyte(s)	Result	RDL	MDL	Units	Spike Level	Source Result	%REC	%REC Limits	RPD	RPD Limit	Flag
Batch 1A21033 - Filter if turbid.											
LCS (1A21033-BS1)					Prepared & Analyzed: 01/21/11						
Nitrite as N	1.06	0.10	0.017	mg/L	1.00		106	90-110			
Matrix Spike (1A21033-MS1)				**Source: A1A1784-01**	Prepared & Analyzed: 01/21/11						
Nitrite as N	1.98	0.10	0.017	mg/L	1.00	1.11	87.0	80-120			
Matrix Spike Dup (1A21033-MSD1)				**Source: A1A1784-01**	Prepared & Analyzed: 01/21/11						
Nitrite as N	2.16	0.10	0.017	mg/L	1.00	1.11	105	80-120	8.70	20	

Client Name: Tetra Tech, Inc. - San Bernardino
Contact: Mark Feldman
Address: 301 E. Vanderbilt Way Suite 450
San Bernardino, CA 92408

Report Date: 10-Feb-2011

Project Name: Tetra-Tech Lockheed
Project Number: [none]

Work Order Number: A1A1924

Received on Ice (Y/N): Yes Temp: 3 °C

Metals and Metalloids; EPA SW846 Series - Batch Quality Control

Analyte(s)	Result	RDL	MDL	Units	Spike Level	Source Result	%REC	%REC Limits	RPD	RPD Limit	Flag
Batch 1A24046 - 6010B/No Digest M09											
Blank (1A24046-BLK1)					Prepared & Analyzed: 01/25/11						
Manganese	ND	10	0.24	ug/L							
LCS (1A24046-BS1)					Prepared & Analyzed: 01/25/11						
Manganese	982	10	0.24	ug/L	1000		97.8	85-115			
Matrix Spike (1A24046-MS1)				**Source: A1A1640-03**	Prepared & Analyzed: 01/25/11						
Manganese	994	10	0.24	ug/L	1000	ND	99.0	75-125			
Matrix Spike Dup (1A24046-MSD1)				**Source: A1A1640-03**	Prepared & Analyzed: 01/25/11						
Manganese	1010	10	0.24	ug/L	1000	ND	101	75-125	1.63	20	
Batch 1A25042 - EPA 200.2 SOP M02C											
Blank (1A25042-BLK1)					Prepared: 01/25/11 Analyzed: 01/27/11						
Iron	34.2	20	2.3	ug/L							QBLK
LCS (1A25042-BS1)					Prepared: 01/25/11 Analyzed: 01/27/11						
Iron	523	20	2.3	ug/L	526		99.5	85-115			
Matrix Spike (1A25042-MS1)				**Source: A1A2120-02**	Prepared: 01/25/11 Analyzed: 01/27/11						
Iron	518	20	2.3	ug/L	526	ND	98.5	75-125			
Matrix Spike Dup (1A25042-MSD1)				**Source: A1A2120-02**	Prepared: 01/25/11 Analyzed: 01/27/11						
Iron	575	20	2.3	ug/L	526	ND	109	75-125	10.5	20	

Client Name: Tetra Tech, Inc. - San Bernardino
Contact: Mark Feldman
Address: 301 E. Vanderbilt Way Suite 450
San Bernardino, CA 92408

Report Date: 10-Feb-2011

Project Name: Tetra-Tech Lockheed
Project Number: [none]

Work Order Number: A1A1924

Received on Ice (Y/N): Yes Temp: 3 °C

Volatile Organic Compounds by EPA 8260B - Batch Quality Control

Analyte(s)	Result	RDL	MDL	Units	Spike Level	Source Result	%REC	%REC Limits	RPD	RPD Limit	Flag
Batch 1A31044 - Purge and Trap											
Blank (1A31044-BLK1)					Prepared: 01/31/11 Analyzed: 02/01/11						
1,1,1-Trichloroethane	ND	0.50	0.12	ug/L							
1,1,2,2-Tetrachloroethane	ND	0.50	0.29	ug/L							
1,1,2-Trichloroethane	ND	0.50	0.31	ug/L							
1,1-Dichloroethane	ND	0.50	0.098	ug/L							
1,1-Dichloroethene	ND	0.50	0.12	ug/L							
1,2,3-Trichloropropane	ND	0.50	0.29	ug/L							
1,2-Dichlorobenzene	ND	0.50	0.20	ug/L							
1,2-Dichloroethane	ND	0.50	0.21	ug/L							
1,2-Dichloropropane	ND	0.50	0.19	ug/L							
1,3-Dichlorobenzene	ND	0.50	0.15	ug/L							
1,4-Dichlorobenzene	ND	0.50	0.072	ug/L							
2-Butanone(MEK)	ND	3.0	1.2	ug/L							
2-Hexanone	ND	5.0	1.2	ug/L							
4-Methyl-2-Pentanone(MIBK)	ND	5.0	0.95	ug/L							
Acetone	ND	10	5.0	ug/L							
Benzene	ND	0.50	0.14	ug/L							
Bromodichloromethane	ND	0.50	0.11	ug/L							
Bromoform	ND	1.0	0.50	ug/L							
Bromomethane	ND	0.50	0.48	ug/L							
Carbon Disulfide	ND	0.50	0.36	ug/L							
Carbon Tetrachloride	ND	0.50	0.15	ug/L							
Chlorobenzene	ND	0.50	0.23	ug/L							
Chloroethane	ND	0.50	0.35	ug/L							
Chloroform	ND	0.50	0.46	ug/L							
Chloromethane	ND	0.50	0.36	ug/L							
cis-1,2-Dichloroethene	ND	0.50	0.18	ug/L							
cis-1,3-Dichloropropene	ND	0.50	0.30	ug/L							
Dibromochloromethane	ND	0.50	0.37	ug/L							
Ethylbenzene	ND	0.50	0.26	ug/L							
Methyl tert Butyl Ether	ND	5.0	0.43	ug/L							
Methylene Chloride	ND	3.0	0.15	ug/L							
Styrene	ND	0.50	0.22	ug/L							
Tetrachloroethene	ND	0.50	0.23	ug/L							
Toluene	ND	0.50	0.22	ug/L							
trans-1,2-Dichloroethene	ND	0.50	0.10	ug/L							
trans-1,3-Dichloropropene	ND	0.50	0.24	ug/L							

Client Name: Tetra Tech, Inc. - San Bernardino
Contact: Mark Feldman
Address: 301 E. Vanderbilt Way Suite 450
San Bernardino, CA 92408

Report Date: 10-Feb-2011

Project Name: Tetra-Tech Lockheed
Project Number: [none]

Work Order Number: A1A1924

Received on Ice (Y/N): Yes Temp: 3 °C

Volatile Organic Compounds by EPA 8260B - Batch Quality Control

Analyte(s)	Result	RDL	MDL	Units	Spike Level	Source Result	%REC	%REC Limits	RPD	RPD Limit	Flag
Batch 1A31044 - Purge and Trap											
Blank (1A31044-BLK1)					Prepared: 01/31/11 Analyzed: 02/01/11						
Trichloroethene	ND	0.50	0.25	ug/L							
Trichlorofluoromethane	ND	5.0	0.16	ug/L							
Vinyl Acetate	ND	10	0.48	ug/L							
Vinyl Chloride	ND	0.50	0.13	ug/L							
Xylenes (m+p)	ND	0.50	0.36	ug/L							
Xylenes (ortho)	ND	0.50	0.41	ug/L							
1,4-Dioxane	ND	35	9.3	ug/L							
Surrogate: 1,2-Dichloroethane-d4	*10.3*			ug/L	*10.0*		*103*	*80-124*			
Surrogate: Bromofluorobenzene	*10.1*			ug/L	*10.0*		*101*	*80-120*			
Surrogate: Toluene-d8	*9.81*			ug/L	*10.0*		*98.1*	*80-120*			
LCS (1A31044-BS1)					Prepared & Analyzed: 01/31/11						
1,1-Dichloroethane	23.7	0.50	0.098	ug/L	25.0		94.6	70-130			
1,1-Dichloroethene	24.4	0.50	0.12	ug/L	25.0		97.5	70-130			
1,4-Dichlorobenzene	25.3	0.50	0.072	ug/L	25.0		101	70-130			
Benzene	25.9	0.50	0.14	ug/L	25.0		104	70-130			
Bromodichloromethane	24.8	0.50	0.11	ug/L	25.0		99.2	70-130			
Bromoform	25.1	1.0	0.50	ug/L	25.0		100	70-130			
Chloroform	26.0	0.50	0.46	ug/L	25.0		104	70-130			
Dibromochloromethane	25.0	0.50	0.37	ug/L	25.0		99.9	70-130			
Ethylbenzene	25.3	0.50	0.26	ug/L	25.0		101	70-130			
Methyl tert Butyl Ether	26.3	5.0	0.43	ug/L	25.0		105	70-130			
Tetrachloroethene	22.5	0.50	0.23	ug/L	25.0		90.0	70-130			
Toluene	24.2	0.50	0.22	ug/L	25.0		96.9	70-130			
Trichloroethene	24.6	0.50	0.25	ug/L	25.0		98.2	70-130			
Vinyl Chloride	25.2	0.50	0.13	ug/L	25.0		101	70-130			
Xylenes (m+p)	51.0	0.50	0.36	ug/L	50.0		102	70-130			
Xylenes (ortho)	25.6	0.50	0.41	ug/L	25.0		103	70-130			
Surrogate: 1,2-Dichloroethane-d4	*10.2*			ug/L	*10.0*		*102*	*80-124*			
Surrogate: Bromofluorobenzene	*9.90*			ug/L	*10.0*		*99.0*	*80-120*			
Surrogate: Toluene-d8	*9.86*			ug/L	*10.0*		*98.6*	*80-120*			

E.S.BABCOCK&Sons,Inc.
Environmental Laboratories est 1906

Client Name: Tetra Tech, Inc. - San Bernardino
Contact: Mark Feldman
Address: 301 E. Vanderbilt Way Suite 450
San Bernardino, CA 92408

Report Date: 10-Feb-2011

Project Name: Tetra-Tech Lockheed
Project Number: [none]

Work Order Number: A1A1924

Received on Ice (Y/N): Yes Temp: 3 °C

Volatile Organic Compounds by EPA 8260B - Batch Quality Control

Analyte(s)	Result	RDL	MDL	Units	Spike Level	Source Result	%REC	%REC Limits	RPD	RPD Limit	Flag
Batch 1A31044 - Purge and Trap											
LCS Dup (1A31044-BSD1)					Prepared & Analyzed: 01/31/11						
1,1-Dichloroethane	22.9	0.50	0.098	ug/L	25.0		91.6	70-130	3.31	20	
1,1-Dichloroethene	23.4	0.50	0.12	ug/L	25.0		93.7	70-130	3.93	20	
1,4-Dichlorobenzene	25.0	0.50	0.072	ug/L	25.0		99.8	70-130	1.43	20	
Benzene	25.1	0.50	0.14	ug/L	25.0		100	70-130	3.06	20	
Bromodichloromethane	24.4	0.50	0.11	ug/L	25.0		97.7	70-130	1.58	20	
Bromoform	24.0	1.0	0.50	ug/L	25.0		95.9	70-130	4.44	20	
Chloroform	25.0	0.50	0.46	ug/L	25.0		100	70-130	4.00	20	
Dibromochloromethane	24.8	0.50	0.37	ug/L	25.0		99.2	70-130	0.643	20	
Ethylbenzene	25.0	0.50	0.26	ug/L	25.0		99.9	70-130	1.19	20	
Methyl tert Butyl Ether	25.4	5.0	0.43	ug/L	25.0		102	70-130	3.25	20	
Tetrachloroethene	22.2	0.50	0.23	ug/L	25.0		88.8	70-130	1.34	20	
Toluene	23.9	0.50	0.22	ug/L	25.0		95.7	70-130	1.25	20	
Trichloroethene	23.7	0.50	0.25	ug/L	25.0		94.8	70-130	3.52	20	
Vinyl Chloride	24.2	0.50	0.13	ug/L	25.0		96.6	70-130	4.33	20	
Xylenes (m+p)	50.1	0.50	0.36	ug/L	50.0		100	70-130	1.76	20	
Xylenes (ortho)	25.1	0.50	0.41	ug/L	25.0		100	70-130	2.13	20	
Surrogate: 1,2-Dichloroethane-d4	*10.1*			ug/L	*10.0*		*101*	*80-124*			
Surrogate: Bromofluorobenzene	*10.0*			ug/L	*10.0*		*100*	*80-120*			
Surrogate: Toluene-d8	*9.83*			ug/L	*10.0*		*98.3*	*80-120*			
Duplicate (1A31044-DUP1)					**Source: A1A1640-02**	Prepared: 01/31/11		Analyzed: 02/01/11			
1,1,1,2-Tetrachloroethane	ND	0.50	0.14	ug/L		ND				40	
1,1,1-Trichloroethane	ND	0.50	0.12	ug/L		ND				40	
1,1,2,2-Tetrachloroethane	ND	0.50	0.29	ug/L		ND				40	
1,1,2-Trichloroethane	ND	0.50	0.31	ug/L		ND				40	
1,1-Dichloroethane	ND	0.50	0.098	ug/L		ND				40	
1,1-Dichloroethene	ND	0.50	0.12	ug/L		ND				40	
1,1-Dichloropropene	ND	0.50	0.14	ug/L		ND				40	
1,2,3-Trichloropropane	ND	0.50	0.29	ug/L		ND				40	
1,2,4-Trichlorobenzene	ND	0.50	0.34	ug/L		ND				40	
1,2-Dichlorobenzene	ND	0.50	0.20	ug/L		ND				40	
1,2-Dichloroethane	ND	0.50	0.21	ug/L		ND				40	
1,2-Dichloropropane	ND	0.50	0.19	ug/L		ND				40	
1,3-Dichlorobenzene	ND	0.50	0.15	ug/L		ND				40	
1,3-Dichloropropane	ND	0.50	0.22	ug/L		ND				40	
1,4-Dichlorobenzene	ND	0.50	0.072	ug/L		ND				40	
2,2-Dichloropropane	ND	0.50	0.49	ug/L		ND				40	

Client Name: Tetra Tech, Inc. - San Bernardino
Contact: Mark Feldman
Address: 301 E. Vanderbilt Way Suite 450
San Bernardino, CA 92408

Report Date: 10-Feb-2011

Project Name: Tetra-Tech Lockheed
Project Number: [none]

Work Order Number: A1A1924

Received on Ice (Y/N): Yes Temp: 3 °C

Volatile Organic Compounds by EPA 8260B - Batch Quality Control

Analyte(s)	Result	RDL	MDL	Units	Spike Level	Source Result	%REC	%REC Limits	RPD	RPD Limit	Flag
Batch 1A31044 - Purge and Trap											
Duplicate (1A31044-DUP1)			**Source: A1A1640-02**	Prepared: 01/31/11 Analyzed: 02/01/11							
2-Butanone(MEK)	ND	3.0	1.2	ug/L		ND				40	
2-Hexanone	ND	5.0	1.2	ug/L		ND				40	
4-Methyl-2-Pentanone(MIBK)	ND	5.0	0.95	ug/L		ND				40	
Acetone	ND	10	5.0	ug/L		ND				40	
Acetonitrile	ND	10	2.2	ug/L		ND				40	
Acrolein	ND	10	3.7	ug/L		ND				40	
Acrylonitrile	ND	10	3.3	ug/L		ND				40	
Allyl Chloride	ND	5.0	0.20	ug/L		ND				40	
Benzene	ND	0.50	0.14	ug/L		ND				40	
Bromochloromethane	ND	0.50	0.33	ug/L		ND				40	
Bromodichloromethane	ND	0.50	0.11	ug/L		ND				40	
Bromoform	ND	1.0	0.50	ug/L		ND				40	
Bromomethane	ND	0.50	0.48	ug/L		ND				40	
Carbon Disulfide	ND	0.50	0.36	ug/L		ND				40	
Carbon Tetrachloride	ND	0.50	0.15	ug/L		ND				40	
Chlorobenzene	ND	0.50	0.23	ug/L		ND				40	
Chloroethane	ND	0.50	0.35	ug/L		ND				40	
Chloroform	ND	0.50	0.46	ug/L		ND				40	
Chloromethane	ND	0.50	0.36	ug/L		ND				40	
Chloroprene	ND	10	0.21	ug/L		ND				40	
cis-1,2-Dichloroethene	ND	0.50	0.18	ug/L		ND				40	
cis-1,3-Dichloropropene	ND	0.50	0.30	ug/L		ND				40	
Dibromochloromethane	ND	0.50	0.37	ug/L		ND				40	
Dibromomethane	ND	0.50	0.16	ug/L		ND				40	
Dichlorodifluoromethane	ND	0.50	0.18	ug/L		ND				40	
Ethyl Methacrylate	ND	0.50	0.48	ug/L		ND				40	
Ethylbenzene	ND	0.50	0.26	ug/L		ND				40	
Iodomethane	ND	10	1.1	ug/L		ND				40	
Isobutyl Alcohol	ND	100	4.8	ug/L		ND				40	
Methacrylonitrile	ND	10	2.9	ug/L		ND				40	
Methyl Methacrylate	ND	5.0	0.96	ug/L		ND				40	
Methyl tert Butyl Ether	ND	5.0	0.43	ug/L		ND				40	
Methylene Chloride	0.280	3.0	0.15	ug/L		0.210			28.6	40	J
Naphthalene	ND	0.50	0.44	ug/L		ND				40	
Propionitrile	ND	200	3.7	ug/L		ND				40	
Styrene	ND	0.50	0.22	ug/L		ND				40	

Client Name: Tetra Tech, Inc. - San Bernardino
Contact: Mark Feldman
Address: 301 E. Vanderbilt Way Suite 450
San Bernardino, CA 92408

Report Date: 10-Feb-2011

Project Name: Tetra-Tech Lockheed
Project Number: [none]

Work Order Number: A1A1924

Received on Ice (Y/N): Yes Temp: 3 °C

Volatile Organic Compounds by EPA 8260B - Batch Quality Control

Analyte(s)	Result	RDL	MDL	Units	Spike Level	Source Result	%REC	%REC Limits	RPD	RPD Limit	Flag
Batch 1A31044 - Purge and Trap											
Duplicate (1A31044-DUP1)			**Source: A1A1640-02**	Prepared: 01/31/11 Analyzed: 02/01/11							
Tetrachloroethene	ND	0.50	0.23	ug/L		ND				40	
Toluene	ND	0.50	0.22	ug/L		ND				40	
trans-1,2-Dichloroethene	ND	0.50	0.10	ug/L		ND				40	
trans-1,3-Dichloropropene	ND	0.50	0.24	ug/L		ND				40	
trans-1,4-Dichloro-2-butene	ND	5.0	0.58	ug/L		ND				40	
Trichloroethene	ND	0.50	0.25	ug/L		ND				40	
Trichlorofluoromethane	ND	5.0	0.16	ug/L		ND				40	
Vinyl Acetate	ND	10	0.48	ug/L		ND				40	
Vinyl Chloride	ND	0.50	0.13	ug/L		ND				40	
Xylenes (m+p)	ND	0.50	0.36	ug/L		ND				40	
Xylenes (ortho)	ND	0.50	0.41	ug/L		ND				40	
Xylenes (total)	ND	1.0	0.41	ug/L		ND				200	
Surrogate: 1,2-Dichloroethane-d4	*10.4*			ug/L	*10.0*		*104*	*80-124*			
Surrogate: Bromofluorobenzene	*10.1*			ug/L	*10.0*		*101*	*80-120*			
Surrogate: Toluene-d8	*9.76*			ug/L	*10.0*		*97.6*	*80-120*			
Matrix Spike (1A31044-MS1)			**Source: A1A1796-01**	Prepared & Analyzed: 01/31/11							
1,1-Dichloroethane	24.8	0.50	0.098	ug/L	25.0	ND	99.0	70-130			
1,1-Dichloroethene	26.5	0.50	0.12	ug/L	25.0	ND	106	70-130			
1,4-Dichlorobenzene	25.6	0.50	0.072	ug/L	25.0	ND	102	70-130			
Benzene	27.3	0.50	0.14	ug/L	25.0	ND	109	70-130			
Bromodichloromethane	26.9	0.50	0.11	ug/L	25.0	ND	108	70-130			
Bromoform	26.3	1.0	0.50	ug/L	25.0	ND	105	70-130			
Chloroform	27.0	0.50	0.46	ug/L	25.0	ND	108	70-130			
Dibromochloromethane	26.8	0.50	0.37	ug/L	25.0	ND	107	70-130			
Ethylbenzene	27.4	0.50	0.26	ug/L	25.0	ND	109	70-130			
Methyl tert Butyl Ether	26.6	5.0	0.43	ug/L	25.0	ND	106	70-130			
Tetrachloroethene	25.3	0.50	0.23	ug/L	25.0	ND	101	70-130			
Toluene	26.3	0.50	0.22	ug/L	25.0	ND	105	70-130			
Trichloroethene	27.3	0.50	0.25	ug/L	25.0	ND	109	70-130			
Vinyl Chloride	26.6	0.50	0.13	ug/L	25.0	ND	106	70-130			
Xylenes (m+p)	54.2	0.50	0.36	ug/L	50.0	ND	108	70-130			
Xylenes (ortho)	27.0	0.50	0.41	ug/L	25.0	ND	108	70-130			
Surrogate: 1,2-Dichloroethane-d4	*9.68*			ug/L	*10.0*		*96.8*	*80-124*			
Surrogate: Bromofluorobenzene	*9.93*			ug/L	*10.0*		*99.3*	*80-120*			
Surrogate: Toluene-d8	*9.86*			ug/L	*10.0*		*98.6*	*80-120*			

Client Name: Tetra Tech, Inc. - San Bernardino
Contact: Mark Feldman
Address: 301 E. Vanderbilt Way Suite 450
San Bernardino, CA 92408

Report Date: 10-Feb-2011

Project Name: Tetra-Tech Lockheed
Project Number: [none]

Work Order Number: A1A1924

Received on Ice (Y/N): Yes Temp: 3 °C

Semivolatile Organic Compounds by EPA 8270C SIM - Batch Quality Control

Analyte(s)	Result	RDL	MDL	Units	Spike Level	Source Result	%REC	%REC Limits	RPD	RPD Limit	Flag
Batch 1A26025 - EPA 3520C											
Blank (1A26025-BLK1)					Prepared: 01/26/11 Analyzed: 01/31/11						
1,4-Dioxane	ND	0.20	0.10	ug/L							
LCS (1A26025-BS1)					Prepared: 01/26/11 Analyzed: 01/31/11						
1,4-Dioxane	0.480	0.20	0.10	ug/L	0.500		96.0	85-115			
LCS Dup (1A26025-BSD1)					Prepared: 01/26/11 Analyzed: 01/31/11						
1,4-Dioxane	0.485	0.20	0.10	ug/L	0.500		97.0	85-115	1.04	20	
Matrix Spike (1A26025-MS1)			**Source: A1A2109-01**		Prepared: 01/26/11 Analyzed: 01/31/11						
1,4-Dioxane	1.33	0.20	0.10	ug/L	1.00	0.510	82.0	85-115			QMout
Matrix Spike Dup (1A26025-MSD1)			**Source: A1A2109-01**		Prepared: 01/26/11 Analyzed: 01/31/11						
1,4-Dioxane	1.34	0.20	0.10	ug/L	1.00	0.510	83.0	85-115	0.749	20	QMout
Batch 1B02023 - EPA 3520C											
Blank (1B02023-BLK1)					Prepared: 02/02/11 Analyzed: 02/04/11						
1,4-Dioxane	ND	0.20	0.10	ug/L							
LCS (1B02023-BS1)					Prepared: 02/02/11 Analyzed: 02/04/11						
1,4-Dioxane	1.07	0.20	0.10	ug/L	1.00		107	85-115			
LCS Dup (1B02023-BSD1)					Prepared: 02/02/11 Analyzed: 02/04/11						
1,4-Dioxane	1.07	0.20	0.10	ug/L	1.00		107	85-115	0.00	20	
Matrix Spike (1B02023-MS1)			**Source: A1A2777-01**		Prepared: 02/02/11 Analyzed: 02/04/11						
1,4-Dioxane	1.56	0.20	0.10	ug/L	1.00	0.500	106	85-115			

Client Name: Tetra Tech, Inc. - San Bernardino
Contact: Mark Feldman
Address: 301 E. Vanderbilt Way Suite 450
San Bernardino, CA 92408

Report Date: 10-Feb-2011

Project Name: Tetra-Tech Lockheed
Project Number: [none]

Work Order Number: A1A1924

Received on Ice (Y/N): Yes Temp: 3 °C

Semivolatile Organic Compounds by EPA 8270C SIM - Batch Quality Control

Analyte(s)	Result	RDL	MDL	Units	Spike Level	Source Result	%REC	%REC Limits	RPD	RPD Limit	Flag
Batch 1B02023 - EPA 3520C											
Matrix Spike Dup (1B02023-MSD1)		**Source: A1A2777-01**			Prepared: 02/02/11	Analyzed: 02/04/11					
1,4-Dioxane	1.53	0.20	0.10	ug/L	1.00	0.500	103	85-115	1.94	20	

E.S.BABCOCK&Sons,Inc.
Environmental Laboratories est 1906

Client Name: Tetra Tech, Inc. - San Bernardino
Contact: Mark Feldman
Address: 301 E. Vanderbilt Way Suite 450
San Bernardino, CA 92408

Report Date: 10-Feb-2011

Project Name: Tetra-Tech Lockheed
Project Number: [none]

Work Order Number: A1A1924

Received on Ice (Y/N): Yes Temp: 3 °C

Notes and Definitions

A-01	See EPA 8270-SIM results for a more accurate quantitation of 1,4-Dioxane
J	Estimated value
N_HTd	Original sample was run within holding time. Due to matrix interference or high background level of analyte, the sample was diluted and reanalyzed. Reanalysis occurred outside EPA recommended holding time.
N_RLm	Due to sample matrix, the reporting limit has been raised.
NOcal	The concentration indicated for this analyte is an estimated value above the calibration range of the instrument.
N-TOCd	Sample filtered and preserved at laboratory after 15 minute regulatory holding time.
PblkJ	The analyte was detected in the Method Blank at a concentration between the MDL and the MRL.
QBLK	The method blank did not meet laboratory acceptance criteria.
QFnt	The referenced sample did not require this QC analyte, so a follow-up is not needed.
QM-3x	Due to analyte concentration greater than or equal to 3 times the spike concentration, recoveries for the metal MS and/or MSD did not meet laboratory acceptance criteria.
QMout	MS and/or MSD recovery did not meet laboratory acceptance criteria.
QOcal	The concentration indicated for this analyte is an estimated value above the calibration range of the instrument.
ND:	Analyte NOT DETECTED at or above the Method Detection Limit **(if MDL is reported)**, otherwise at or above the Reportable Detection Limit (RDL)
NR:	Not Reported
RDL:	Reportable Detection Limit
MDL:	Method Detection Limit

* / (Non-NELAP): NELAP does not offer accreditation for this analyte/method/matrix combination

E.S.BABCOCK&Sons,Inc.
Environmental Laboratories est 1906

Client Name:	Tetra Tech, Inc. - San Bernardino	Analytical Report:	Page 29 of 38
Contact:	Mark Feldman	Project Name:	Tetra-Tech Lockheed
Address:	301 E. Vanderbilt Way Suite 450 San Bernardino, CA 92408	Project Number:	[none]
		Work Order Number:	**A1A1924**
Report Date:	10-Feb-2011	Received on Ice (Y/N):	Yes Temp: 3 °C

Approval

Enclosed are the analytical results for the submitted sample(s). Babcock Laboratories certify the data presented as part of this report meet the minimum quality standards in the referenced analytical methods. Any exceptions have been noted. Babcock Laboratories and its officers and employees assume no responsibility and make no warranty, express or implied, for uses or interpretations made by any recipients, intended or unintended, of this report.

Lorenzo Rodriguez

Lorenzo (Z) Rodriguez

Project Manager

cc:

ESB_ mdl_PDF

E.S.BABCOCK&Sons,Inc.
Environmental Laboratories est 1906

Client Name: Tetra Tech, Inc. - San Bernardino
Contact: Mark Feldman
Address: 301 E. Vanderbilt Way Suite 450
San Bernardino, CA 92408

Report Date: 10-Feb-2011

Project Name: Tetra-Tech Lockheed
Project Number: [none]

Work Order Number: A1A1924

Received on Ice (Y/N): Yes Temp: 3 °C

microseeps
from insight comes solutions

Client Name: ES Babcock and Sons, Inc
Contact: Lorenzo Rodriguez
Address: 6100 Quail Valley
PO Box 432
Riverside, CA 92502-0432

Page: Page 1 of 7
Lab Proj #: P1101253
Report Date: 02/09/11
Client Proj Name: A1A1924
Client Proj #: A1A1924

Laboratory Results

Total pages in data package: 8

Lab Sample #	Client Sample ID
P1101253-01	LEB-012011-BP
P1101253-02	EW-16
P1101253-03	EW-18

Microseeps test results meet all the requirements of the NELAC standards or provide reasons and/or justification if they do not.

Approved By: Heather Hauser (DH) ***Date:*** 2-9-11

Project Manager: Heather Hauser

The analytical results reported here are reliable and usable to the precision expressed in this report. As required by some regulating authorities, a full discussion of the uncertainty in our analytical results can be obtained at our web site or through customer service. Unless otherwise specified, all results are reported on a wet weight basis.

As a valued client we would appreciate your comments on our service.
Please call customer service at (412)826-5245 or email customerservice@microseeps.com.

Case Narrative:

220 William Pitt Way • Pittsburgh, PA 15238 • Tel 412-826-5245 • Fax 412-826-3433
website www.microseeps.com email info@microseeps.com

Client Name: Tetra Tech, Inc. - San Bernardino
Contact: Mark Feldman
Address: 301 E. Vanderbilt Way Suite 450
San Bernardino, CA 92408

Report Date: 10-Feb-2011

Project Name: Tetra-Tech Lockheed
Project Number: [none]

Work Order Number: A1A1924

Received on Ice (Y/N): Yes Temp: 3 °C

Client Name: ES Babcock and Sons, Inc
Contact: Lorenzo Rodriguez
Address: 6100 Quail Valley
PO Box 432
Riverside, CA 92502-0432

Lab Proj #: P1101253
Report Date: 02/09/11
Client Proj Name: A1A1924
Client Proj #: A1A1924

Sample Description	Matrix	Lab Sample #	Sampled Date/Time	Received
LEB-012011-BP	Water	P1101253-01	20 Jan. 11 7:30	25 Jan. 11 10:06

Analyte(s)	Flag	Result	PQL	Units	Method #	Analysis Date	By
RiskAnalysis							
N Ethane	U	< 0.10	0.1	ug/L	RSK-175	1/27/11	gt
N Ethene	J	0.03	0.1	ug/L	RSK-175	1/27/11	gt
N Methane		0.12	0.1	ug/L	RSK-175	1/27/11	gt

PA02-00538

Data Qualifiers: J - estimated value, U - Non detect, R - Poor surrogate recovery, M - Recovery/RPD poor for MS/MSD, SAMP/DUP, B - detected in blank, S - field sample as received did not meet NELAC sample acceptance criteria, L - Subcontracted Lab used, N - NELAC certified analysis

MICROSEEPS

Client Name: Tetra Tech, Inc. - San Bernardino
Contact: Mark Feldman
Address: 301 E. Vanderbilt Way Suite 450
San Bernardino, CA 92408

Report Date: 10-Feb-2011

Project Name: Tetra-Tech Lockheed
Project Number: [none]

Work Order Number: A1A1924

Received on Ice (Y/N): Yes Temp: 3 °C

Client Name: ES Babcock and Sons, Inc
Contact: Lorenzo Rodriguez
Address: 6100 Quail Valley
PO Box 432
Riverside, CA 92502-0432

Lab Proj #: P1101253
Report Date: 02/09/11
Client Proj Name: A1A1924
Client Proj #: A1A1924

Sample Description	Matrix	Lab Sample #	Sampled Date/Time	Received
EW-16	Water	P1101253-02	20 Jan. 11 8:47	25 Jan. 11 10:06

Analyte(s)	Flag	Result	PQL	Units	Method #	Analysis Date	By
RiskAnalysis							
N Ethane		14.00	0.1	ug/L	RSK-175	1/27/11	gt
N Ethene		3.20	0.1	ug/L	RSK-175	1/27/11	gt
N Hydrogen		11.000	0.600	nM	AM20GAX	2/3/11	gt
N Methane		4.40	0.1	ug/L	RSK-175	1/27/11	gt

PA02-00538

Data Qualifiers: J - estimated value, U - Non detect, R - Poor surrogate recovery, M - Recovery/RPD poor for MS/MSD, SAMP/DUP, B - detected in blank, S - field sample as received did not meet NELAC sample acceptance criteria, L - Subcontracted Lab used, N - NELAC certified analysis

MICROSEEPS

Client Name: Tetra Tech, Inc. - San Bernardino
Contact: Mark Feldman
Address: 301 E. Vanderbilt Way Suite 450
San Bernardino, CA 92408

Report Date: 10-Feb-2011

Project Name: Tetra-Tech Lockheed
Project Number: [none]

Work Order Number: A1A1924

Received on Ice (Y/N): Yes Temp: 3 °C

Client Name: ES Babcock and Sons, Inc
Contact: Lorenzo Rodriguez
Address: 6100 Quail Valley
PO Box 432
Riverside, CA 92502-0432

Lab Proj #: P1101253
Report Date: 02/09/11
Client Proj Name: A1A1924
Client Proj #: A1A1924

Sample Description	Matrix	Lab Sample #	Sampled Date/Time	Received
EW-18	Vapor	P1101253-03	20 Jan. 11 8:58	25 Jan. 11 10:06

Analyte(s)	Flag	Result	PQL	Units	Method #	Analysis Date	By
RiskAnalysis							
N Hydrogen		4.000	0.600	nM	AM20GAX	2/3/11	gt

PA02-00538

Data Qualifiers: J - estimated value, U - Non detect, R - Poor surrogate recovery, M - Recovery/RPD poor for MS/MSD, SAMP/DUP, B - detected in blank, S - field sample as received did not meet NELAC sample acceptance criteria, L - Subcontracted Lab used, N - NELAC certified analysis

MICROSEEPS

Client Name: Tetra Tech, Inc. - San Bernardino
Contact: Mark Feldman
Address: 301 E. Vanderbilt Way Suite 450
San Bernardino, CA 92408

Report Date: 10-Feb-2011

Project Name: Tetra-Tech Lockheed
Project Number: [none]

Work Order Number: A1A1924

Received on Ice (Y/N): Yes Temp: 3 °C

Client Name: ES Babcock and Sons, Inc
Contact: Lorenzo Rodriguez
Address: 6100 Quail Valley
PO Box 432
Riverside, CA 92502-0432

Lab Proj #: P1101253
Report Date: 02/09/11
Client Proj Name: A1A1924
Client Proj #: A1A1924

Prep Method: Light Hydrocarbons (C1-C4) in Water
Analysis Method: Light Hydrocarbons (C1-C4) in Water

M110128015-MB

	Result		TrueSpikeConc.	RDL	%Recovery	Ctl Limits
Methane	< 0.10	ug/L		0.1		- NA
Ethane	< 0.10	ug/L		0.1		- NA
Ethene	< 0.10	ug/L		0.1		- NA

M110128015-LCS

	Result		TrueSpikeConc.	%Recovery	Ctl Limits
Methane	43.00	ug/L	48.40	89.00	85 - 115
Ethane	79.00	ug/L	90.00	88.00	85 - 115
Ethene	73.00	ug/L	81.60	89.00	85 - 115

M110128015-LCSD

	Result		TrueSpikeConc.	%Recovery	Ctl Limits	RPD	RPD Ctl Limits
Methane	43.00	ug/L	48.40	89.00	85 - 115	0.00	0 - 20
Ethane	79.00	ug/L	90.00	88.00	85 - 115	0.00	0 - 20
Ethene	72.00	ug/L	81.60	88.00	85 - 115	1.38	0 - 20

P1101214-02A-DUP

	Result		TrueSpikeConc.	%Recovery	Ctl Limits	RPD	RPD Ctl Limits
Methane	8.80	ug/L			- NA	3.47	0 - 20
Ethane	2.50	ug/L			- NA	4.08	0 - 20
Ethene	0.45	ug/L			- NA	6.90	0 - 20

P1101160-01A-MS

	Result		TrueSpikeConc.	%Recovery	Ctl Limits
Methane	58.00	ug/L	48.40	102.00	70 - 130
Ethane	87.00	ug/L	90.00	97.00	70 - 130
Ethene	80.00	ug/L	81.60	98.00	70 - 130

P1101160-01A-MSD

	Result		TrueSpikeConc.	%Recovery	Ctl Limits	RPD	RPD Ctl Limits
Methane	61.00	ug/L	48.40	108.00	70 - 130	5.04	0 - 20
Ethane	88.00	ug/L	90.00	98.00	70 - 130	1.14	0 - 20

PA02-00538

Data Qualifiers: J - estimated value, U - Non detect, R - Poor surrogate recovery, M - Recovery/RPD poor for MS/MSD, SAMP/DUP, B - detected in blank, S - field sample as received did not meet NELAC sample acceptance criteria, L - Subcontracted Lab used, N - NELAC certified analysis

MICROSEEPS

Client Name: Tetra Tech, Inc. - San Bernardino
Contact: Mark Feldman
Address: 301 E. Vanderbilt Way Suite 450
San Bernardino, CA 92408

Report Date: 10-Feb-2011

Analytical Report: Page 35 of 38
Project Name: Tetra-Tech Lockheed
Project Number: [none]

Work Order Number: A1A1924

Received on Ice (Y/N): Yes Temp: 3 °C

Client Name: ES Babcock and Sons, Inc
Contact: Lorenzo Rodriguez
Address: 6100 Quail Valley
PO Box 432
Riverside, CA 92502-0432

Page: Page 6 of 7
Lab Proj #: P1101253
Report Date: 02/09/11
Client Proj Name: A1A1924
Client Proj #: A1A1924

P1101160-01A-MSD

	Result		TrueSpikeConc.	%Recovery	Ctl Limits	RPD	RPD Ctl Limits
Ethene	82.00	ug/L	81.60	100.00	70 - 130	2.47	0 - 20

Outlined Results indicate results outside of Control limits

PA02-00538

Data Qualifiers: J - estimated value, U - Non detect, R - Poor surrogate recovery, M - Recovery/RPD poor for MS/MSD, SAMP/DUP, B - detected in blank, S - field sample as received did not meet NELAC sample acceptance criteria, L - Subcontracted Lab used, N - NELAC certified analysis

MICROSEEPS

Client Name: Tetra Tech, Inc. - San Bernardino
Contact: Mark Feldman
Address: 301 E. Vanderbilt Way Suite 450
San Bernardino, CA 92408

Report Date: 10-Feb-2011

Project Name: Tetra-Tech Lockheed
Project Number: [none]

Work Order Number: A1A1924

Received on Ice (Y/N): Yes Temp: 3 °C

Client Name: ES Babcock and Sons, Inc
Contact: Lorenzo Rodriguez
Address: 6100 Quail Valley
PO Box 432
Riverside, CA 92502-0432

Page: Page 7 of 7
Lab Proj #: P1101253
Report Date: 02/09/11
Client Proj Name: A1A1924
Client Proj #: A1A1924

Prep Method: Hydrogen by Bubble Strip
Analysis Method: Hydrogen by Bubble Strip

M110208016-MB

	Result		TrueSpikeConc.	RDL	%Recovery	Ctl Limits
Hydrogen	< 0.600	nM		0.600		- NA

M110208016-LCS

	Result		TrueSpikeConc.	%Recovery	Ctl Limits
Hydrogen	53.000	nM	48.91	108.00	80 - 120

M110208016-LCSD

	Result		TrueSpikeConc.	%Recovery	Ctl Limits	RPD	RPD Ctl Limits
Hydrogen	53.000	nM	48.91	108.00	80 - 120	0.00	0 - 20

Outlined Results indicate results outside of Control limits

PA02-00538

Data Qualifiers: J - estimated value, U - Non detect, R - Poor surrogate recovery, M - Recovery/RPD poor for MS/MSD, SAMP/DUP, B - detected in blank, S - field sample as received did not meet NELAC sample acceptance criteria, L - Subcontracted Lab used, N - NELAC certified analysis

MICROSEEPS

Client Name: Tetra Tech, Inc. - San Bernardino
Contact: Mark Feldman
Address: 301 E. Vanderbilt Way Suite 450
San Bernardino, CA 92408

Report Date: 10-Feb-2011

Project Name: Tetra-Tech Lockheed
Project Number: [none]

Work Order Number: A1A1924

Received on Ice (Y/N): Yes Temp: 3 °C

SUBCONTRACT ORDER
E.S. Babcock & Sons, Inc.
A1A1924

Printed: 1/21/2011 11:05

Prior 253
12578 1X9 01 4906 4348

SENDING LABORATORY:
E.S. Babcock & Sons, Inc.
P. O. Box 432
Riverside, CA 92502-0432
Phone: (951) 653-3351
Fax: (951) 653-1662
Project Manager: Lorenzo (Z) Rodriguez

RECEIVING LABORATORY:
Microseeps - Subcontract
220 William Pitt Way
Pittsburgh, PA 15238
Phone :(800) 659-2887
Fax: -

Need QC, J-Flag, Special EDD. LJC to email RUSH results and final PDF. All soilds report Dry Wt. Basis. All invoices for REVIEW prior to mailing. MONTHLY BILLING Email individual invoices to tes.sbo.ap@tetratech.com Login in-house & subcotract on same WO#

Analysis	Due	Expires Regulatory Days Past Date Sampled	Laboratory ID	Comments
Sample ID: A1A1924-02	**Liquid**	**Sampled:01/20/11 07:30**	**LEB-012011-BP**	***Proj.No.:*[none]**
Subout_01	02/04/11 17:00	01/30/11 07:30	J-flags RSK175 - Methane, Ethane, Ethene	
Containers Supplied:				
Voa Vial -Unpres (I)	Voa Vial -Unpres (J)			
Sample ID: A1A1924-03	**Liquid**	**Sampled:01/20/11 08:47**	**EW-16**	***Proj.No.:*[none]**
Subout_01	02/04/11 17:00	01/30/11 08:47	J-flags RSK175 - Methane, Ethane, Ethene	
Subout	02/04/11 17:00	01/30/11 08:47	J-flags AM20GAX - Hydrogen	
Containers Supplied:				
Voa Vial -Unpres (I)	Voa Vial -Unpres (J)	Other- Unpres. (K)		
Sample ID: A1A1924-04	**Liquid**	**Sampled:01/20/11 08:58**	**EW-18**	***Proj.No.:*[none]**
Subout	02/04/11 17:00	01/30/11 08:58	J-flags AM20GAX - Hydrogen	
Containers Supplied:				
Other- Unpres. (A)				

All Containers Intact: Yes No Samples Preserved Properly: Yes No

Samples Received at 4 oC Sample Lables / COC Agree: Yes No Custody Seals Present: Yes No

Please forward all acknowledgements of sample receipt, final reports and invoices to data@babcocklabs.com
NO HARDCOPIES PLEASE.

Released By	Date	Received By	Date
[signature]	1-24-2011	[signature]	1/25/11
Released By	Date	Received By	Date

Page 1 of 1

E.S.BABCOCK&Sons,Inc.
Environmental Laboratories est 1906

Client Name: Tetra Tech, Inc. - San Bernardino
Contact: Mark Feldman
Address: 301 E. Vanderbilt Way Suite 450
San Bernardino, CA 92408

Report Date: 10-Feb-2011

Analytical Report: Page 38 of 38
Project Name: Tetra-Tech Lockheed
Project Number: [none]

Work Order Number: A1A1924

Received on Ice (Y/N): Yes Temp: 3 °C

CHAIN OF CUSTODY RECORD

DATE 1/26/11 PAGE 1 OF 1

SHIP TO: Babcock

TETRA TECH, INC.
301 E. Vanderbilt Way, Suite 450
San Bernardino, California 92408
Telephone: (909) 381-1674
FAX: (909) 889-1391

CLIENT: LMC
PROJECT NAME: LMC Beaumont Site 1
PROJECT MANAGER: Chris Patrick
TC #: 25241-01.0601
SAMPLERS (Signature): Jose R. Santoyo

LINE ITEM	SAMPLE NO.	DATE	TIME	MATRIX TYPE	CONTAINER TYPE	NUMBER OF CONTAINERS	PRESERVATIVE	FILTERED/UNFILTERED	Chlorinated Herbicides (332.0)	VOCs (EPA 8260B) SIM	1,4 Dioxane	DOC (SM5310 B)	Alkalinity (SM2320B)	Chloride, Nitrate, Sulfate (300.0)	Total Metals (SM3120B)	Alkalinity (SM2320B)	Chloride, Nitrate, Sulfate (300.0)	Dissolved Manganese (SM3500)	Dissolved Metals (SM3120B)	Nitrate (SM4500)	Special Shipping/Handling/Storage Requirements:
1.	LTB-012011	1/26/11	700	W	2			U	X												
2.	LEB-012011-BP		730	W	9			U	X	X			X	X				X			
3.	EW-16		847	W	10			U	X	X			X	X				X			
4.	EW-18		858	W	1			U				X									
5.	LEB-012011-BP-F		730	W	3			F		X								X			
6.	EW-16-F	↓	847	W	3			F		X								X			
7.																					
8.																					
9.																					
10.																					

FILTERING: ☑ FILTERED ☐ UNFILTERED

MATRIX TYPE: S - Soil M - Sediment W - Water

CONTAINER TYPE: G - Glass Bottle/Jar SS - Stainless Steel Sleeve SB - Brass Sleeve P - Plastic Bottle/Jar

PRESERVATIVES: (Water Only) HCL NaOH NR (None required) H_2SO_4

RELINQUISHED BY	SIGNATURE	TETRA TECH, INC.	DATE 1-31-11	TIME 600	TOTAL NUMBER OF CONTAINERS ON THIS CHAIN OF CUSTODY: 28
RECEIVED BY	SIGNATURE	COMPANY	DATE 1/31/11	TIME 645	METHOD OF SHIPMENT/SHIPMENT NO. Courier
RELINQUISHED BY	SIGNATURE	COMPANY	DATE	TIME 715	Special Shipping/Handling/Storage Requirements:
RECEIVED BY	SIGNATURE	COMPANY	DATE 1/31/11	TIME 0700	

A1A1924 AB JAN 20 2011

DISTRIBUTION: White and Pink = Tetra Tech, Inc. Canary = Laboratory

X:\GIS\ATT-MISC\CCCR.CDR

E.S.BABCOCK&Sons,Inc.
Environmental Laboratories est 1906

Client Name: Tetra Tech, Inc. - San Bernardino
Contact: Mark Feldman
Address: 301 E. Vanderbilt Way Suite 450
San Bernardino, CA 92408

Report Date: 11-Feb-2011

Analytical Report: Page 1 of 9
Project Name: Tetra-Tech Lockheed
Project Number: [none]

Work Order Number: A1A1931

Received on Ice (Y/N): Yes Temp: 3 °C

Attached is the analytical report for the sample(s) received for your project. Below is a list of the individual sample descriptions with the corresponding laboratory number(s). Also, enclosed is a copy of the Chain of Custody document (if received with your sample(s)). Please note any unused portion of the sample(s) may be responsibly discarded after 30 days from the above report date, unless you have requested otherwise.

Thank you for the opportunity to serve your analytical needs. If you have any questions or concerns regarding this report please contact our client service department.

Sample Identification

Lab Sample #	Client Sample ID	Matrix	Date Sampled	By	Date Submitted	By
A1A1931-01	LEB-012011 LMC Beaumont Site 1	Liquid	01/20/11 07:30	Jose R. Santoya	01/21/11 07:20	William Bayle
A1A1931-02	EW-16 LMC Beaumont Site 1	Liquid	01/20/11 08:47	Jose R. Santoya	01/21/11 07:20	William Bayle

Note: AM23G analyses were subcontracted to Microseeps. Microseeps data begins to appear on page 2.

Client Name: Tetra Tech, Inc. - San Bernardino
Contact: Mark Feldman
Address: 301 E. Vanderbilt Way Suite 450
San Bernardino, CA 92408

Report Date: 11-Feb-2011

Analytical Report: Page 2 of 9
Project Name: Tetra-Tech Lockheed
Project Number: [none]

Work Order Number: A1A1931

Received on Ice (Y/N): Yes Temp: 3 °C

microseeps
from insight comes solutions

Client Name: ES Babcock and Sons, Inc
Contact: Lorenzo Rodriguez
Address: 6100 Quail Valley
PO Box 432
Riverside, CA 92502-0432

Page: Page 1 of 5
Lab Proj #: P1101252
Report Date: 02/03/11
Client Proj Name: A1A1931
Client Proj #: A1A1931

Laboratory Results

Total pages in data package: 10

Lab Sample #	Client Sample ID
P1101252-01	LEB-012011
P1101252-02	EW-16

Microseeps test results meet all the requirements of the NELAC standards or provide reasons and/or justification if they do not.

Approved By: Heather Hauser (for) ***Date:*** 2/3/11

Project Manager: Heather Hauser

The analytical results reported here are reliable and usable to the precision expressed in this report. As required by some regulating authorities, a full discussion of the uncertainty in our analytical results can be obtained at our web site or through customer service. Unless otherwise specified, all results are reported on a wet weight basis.

As a valued client we would appreciate your comments on our service.
Please call customer service at (412)826-5245 or email customerservice@microseeps.com.

Case Narrative:

220 William Pitt Way • Pittsburgh, PA 15238 • Tel 412-826-5245 • Fax 412-826-3433
website www.microseeps.com email info@microseeps.com

Client Name: Tetra Tech, Inc. - San Bernardino
Contact: Mark Feldman
Address: 301 E. Vanderbilt Way Suite 450
San Bernardino, CA 92408

Report Date: 11-Feb-2011

Analytical Report: Page 3 of 9
Project Name: Tetra-Tech Lockheed
Project Number: [none]

Work Order Number: A1A1931

Received on Ice (Y/N): Yes Temp: 3 °C

Client Name: ES Babcock and Sons, Inc
Contact: Lorenzo Rodriguez
Address: 6100 Quail Valley
PO Box 432
Riverside, CA 92502-0432

Page: Page 2 of 5
Lab Proj #: P1101252
Report Date: 02/03/11
Client Proj Name: A1A1931
Client Proj #: A1A1931

Sample Description	Matrix	Lab Sample #	Sampled Date/Time	Received
LEB-012011	Water	P1101252-01	20 Jan. 11 7:30	25 Jan. 11 10:03

Analyte(s)	Flag	Result	PQL	Units	Method #	Analysis Date	By
SemiVolatiles							
N Acetic Acid		0.071	0.070	mg/L	AM23G	1/29/11	kb
N Butyric Acid	U	< 0.050	0.050	mg/L	AM23G	1/29/11	kb
N Hexanoic Acid	U	< 0.050	0.050	mg/L	AM23G	1/29/11	kb
N i-Hexanoic Acid	U	< 0.050	0.050	mg/L	AM23G	1/29/11	kb
N i-Pentanoic Acid	U	< 0.150	0.150	mg/L	AM23G	1/29/11	kb
N Lactic Acid		0.880	0.100	mg/L	AM23G	1/29/11	kb
N Pentanoic Acid	U	< 0.070	0.070	mg/L	AM23G	1/29/11	kb
N Propionic Acid		0.076	0.050	mg/L	AM23G	1/29/11	kb
N Pyruvic Acid	J	0.110	0.150	mg/L	AM23G	1/29/11	kb

nelac PA02-00538

Data Qualifiers: J - estimated value, U - Non detect, R - Poor surrogate recovery, M - Recovery/RPD poor for MS/MSD, SAMP/DUP, B - detected in blank, S - field sample as received did not meet NELAC sample acceptance criteria, L - Subcontracted Lab used, N - NELAC certified analysis

MICROSEEPS

Client Name: Tetra Tech, Inc. - San Bernardino
Contact: Mark Feldman
Address: 301 E. Vanderbilt Way Suite 450
San Bernardino, CA 92408

Report Date: 11-Feb-2011

Analytical Report: Page 4 of 9
Project Name: Tetra-Tech Lockheed
Project Number: [none]

Work Order Number: A1A1931

Received on Ice (Y/N): Yes Temp: 3 °C

Client Name: ES Babcock and Sons, Inc
Contact: Lorenzo Rodriguez
Address: 6100 Quail Valley
PO Box 432
Riverside, CA 92502-0432

Page: Page 3 of 5
Lab Proj #: P1101252
Report Date: 02/03/11
Client Proj Name: A1A1931
Client Proj #: A1A1931

Sample Description	Matrix	Lab Sample #	Sampled Date/Time	Received
EW-16	Water	P1101252-02	20 Jan. 11 8:47	25 Jan. 11 10:03

Analyte(s)	Flag	Result	PQL	Units	Method #	Analysis Date	By
SemiVolatiles							
N Acetic Acid		0.071	0.070	mg/L	AM23G	1/29/11	kb
N Butyric Acid	U	< 0.050	0.050	mg/L	AM23G	1/29/11	kb
N Hexanoic Acid	U	< 0.050	0.050	mg/L	AM23G	1/29/11	kb
N i-Hexanoic Acid	U	< 0.050	0.050	mg/L	AM23G	1/29/11	kb
N i-Pentanoic Acid	U	< 0.150	0.150	mg/L	AM23G	1/29/11	kb
N Lactic Acid		0.200	0.100	mg/L	AM23G	1/29/11	kb
N Pentanoic Acid	U	< 0.070	0.070	mg/L	AM23G	1/29/11	kb
N Propionic Acid		0.074	0.050	mg/L	AM23G	1/29/11	kb
N Pyruvic Acid	U	< 0.150	0.150	mg/L	AM23G	1/29/11	kb

PA02-00538

Data Qualifiers: J - estimated value, U - Non detect, R - Poor surrogate recovery, M - Recovery/RPD poor for MS/MSD, SAMP/DUP, B - detected in blank, S - field sample as received did not meet NELAC sample acceptance criteria, L - Subcontracted Lab used, N - NELAC certified analysis

MICROSEEPS

Client Name: Tetra Tech, Inc. - San Bernardino
Contact: Mark Feldman
Address: 301 E. Vanderbilt Way Suite 450
San Bernardino, CA 92408

Report Date: 11-Feb-2011

Analytical Report: Page 5 of 9
Project Name: Tetra-Tech Lockheed
Project Number: [none]

Work Order Number: A1A1931

Received on Ice (Y/N): Yes Temp: 3 °C

Client Name: ES Babcock and Sons, Inc
Contact: Lorenzo Rodriguez
Address: 6100 Quail Valley
PO Box 432
Riverside, CA 92502-0432

Page: Page 4 of 5
Lab Proj #: P1101252
Report Date: 02/03/11
Client Proj Name: A1A1931
Client Proj #: A1A1931

Prep Method: Volatile Fatty Acids by Ion Chromatography
Analysis Method: Volatile Fatty Acids by Ion Chromatography

M110127021-MB

	Result		TrueSpikeConc.	RDL	%Recovery	Ctl Limits
Acetic Acid	< 0.070	mg/L		0.07		- NA
Propionic Acid	< 0.050	mg/L		0.05		- NA
Butyric Acid	< 0.050	mg/L		0.05		- NA
Lactic Acid	< 0.100	mg/L		0.1		- NA
Pyruvic Acid	< 0.150	mg/L		0.15		- NA
i-Pentanoic Acid	< 0.150	mg/L		0.15		- NA
Pentanoic Acid	< 0.070	mg/L		0.07		- NA
i-Hexanoic Acid	< 0.050	mg/L		0.05		- NA
Hexanoic Acid	< 0.050	mg/L		0.05		- NA

M110127021-LCS

	Result		TrueSpikeConc.	%Recovery	Ctl Limits
Acetic Acid	2.000	mg/L	2.00	100.00	70 - 130
Propionic Acid	2.000	mg/L	2.00	100.00	70 - 130
Butyric Acid	1.800	mg/L	2.00	90.00	70 - 130
Lactic Acid	2.100	mg/L	2.00	105.00	70 - 130
Pyruvic Acid	1.900	mg/L	2.00	95.00	70 - 130
i-Pentanoic Acid	1.800	mg/L	2.00	90.00	70 - 130
Pentanoic Acid	1.900	mg/L	2.00	95.00	70 - 130
i-Hexanoic Acid	2.000	mg/L	2.00	100.00	70 - 130
Hexanoic Acid	2.100	mg/L	2.00	105.00	70 - 130

P1101252-01A-MS

	Result		TrueSpikeConc.	%Recovery	Ctl Limits
Acetic Acid	2.000	mg/L	2.00	96.00	70 - 130
Propionic Acid	1.900	mg/L	2.00	91.00	70 - 130
Butyric Acid	1.800	mg/L	2.00	90.00	70 - 130
Lactic Acid	2.500	mg/L	2.00	81.00	70 - 130
Pyruvic Acid	1.900	mg/L	2.00	90.00	70 - 130
i-Pentanoic Acid	1.800	mg/L	2.00	90.00	70 - 130
Pentanoic Acid	2.000	mg/L	2.00	100.00	70 - 130
i-Hexanoic Acid	2.000	mg/L	2.00	100.00	70 - 130

Data Qualifiers: J - estimated value, U - Non detect, R - Poor surrogate recovery, M - Recovery/RPD poor for MS/MSD, SAMP/DUP, B - detected in blank, S - field sample as received did not meet NELAC sample acceptance criteria, L - Subcontracted Lab used, N - NELAC certified analysis

PA02-00538

MICROSEEPS

Client Name: Tetra Tech, Inc. - San Bernardino
Contact: Mark Feldman
Address: 301 E. Vanderbilt Way Suite 450
San Bernardino, CA 92408

Report Date: 11-Feb-2011

Analytical Report: Page 6 of 9
Project Name: Tetra-Tech Lockheed
Project Number: [none]

Work Order Number: A1A1931

Received on Ice (Y/N): Yes Temp: 3 °C

Client Name: ES Babcock and Sons, Inc
Contact: Lorenzo Rodriguez
Address: 6100 Quail Valley
PO Box 432
Riverside, CA 92502-0432

Page: Page 5 of 5
Lab Proj #: P1101252
Report Date: 02/03/11
Client Proj Name: A1A1931
Client Proj #: A1A1931

P1101252-01A-MS

	Result		TrueSpikeConc.	%Recovery	Ctl Limits
Hexanoic Acid	2.000	mg/L	2.00	100.00	70 - 130

P1101252-01A-MSD

	Result		TrueSpikeConc.	%Recovery	Ctl Limits	RPD	RPD Ctl Limits
Acetic Acid	2.000	mg/L	2.00	96.00	70 - 130	0.00	0 - 30
Propionic Acid	1.900	mg/L	2.00	91.00	70 - 130	0.00	0 - 30
Butyric Acid	1.800	mg/L	2.00	90.00	70 - 130	0.00	0 - 30
Lactic Acid	2.400	mg/L	2.00	76.00	70 - 130	4.08	0 - 30
Pyruvic Acid	1.900	mg/L	2.00	90.00	70 - 130	0.00	0 - 30
i-Pentanoic Acid	1.800	mg/L	2.00	90.00	70 - 130	0.00	0 - 30
Pentanoic Acid	1.900	mg/L	2.00	95.00	70 - 130	5.13	0 - 30
i-Hexanoic Acid	2.100	mg/L	2.00	105.00	70 - 130	4.88	0 - 30
Hexanoic Acid	2.000	mg/L	2.00	100.00	70 - 130	0.00	0 - 30

Outlined Results indicate results outside of Control limits

PA02-00538

Data Qualifiers: J - estimated value, U - Non detect, R - Poor surrogate recovery, M - Recovery/RPD poor for MS/MSD, SAMP/DUP, B - detected in blank, S - field sample as received did not meet NELAC sample acceptance criteria, L - Subcontracted Lab used, N - NELAC certified analysis

MICROSEEPS

E.S.BABCOCK&Sons,Inc.
Environmental Laboratories est 1906

Client Name: Tetra Tech, Inc. - San Bernardino
Contact: Mark Feldman
Address: 301 E. Vanderbilt Way Suite 450
San Bernardino, CA 92408

Report Date: 11-Feb-2011

Analytical Report: Page 7 of 9
Project Name: Tetra-Tech Lockheed
Project Number: [none]

Work Order Number: A1A1931

Received on Ice (Y/N): Yes Temp: 3 °C

P1101252

Printed: 1/21/2011 11:51

SUBCONTRACT ORDER
E.S. Babcock & Sons, Inc.
A1A1931

12578 1X9 01 49064348

SENDING LABORATORY:
E.S. Babcock & Sons, Inc.
P. O. Box 432
Riverside, CA 92502-0432
Phone: (951) 653-3351
Fax: (951) 653-1662
Project Manager: Lorenzo (Z) Rodriguez

RECEIVING LABORATORY:
Microseeps - Subcontract
220 William Pitt Way
Pittsburgh, PA 15238
Phone :(800) 659-2887
Fax: -

Copy/Relog from A1A1924.
Client: Tetra Tech, Inc. - San Bernardino
Sampler: Jose R. Santoya

Analysis	Due	Expires Regulatory Days Past Date Sampled	Laboratory ID	Comments
Sample ID: A1A1931-01	**Liquid**	**Sampled:01/20/11 07:30**	**LEB-012011**	***Proj.No.:*[none]**
Subout_02	02/04/11 17:00	01/30/11 07:30	J-flags AM23G - Volatile Fatty Acid	
Containers Supplied:				
Voa Vial -Unpres (A)	Voa Vial -Unpres (B)			
Sample ID: A1A1931-02	**Liquid**	**Sampled:01/20/11 08:47**	**EW-16**	***Proj.No.:*[none]**
Subout_02	02/04/11 17:00	01/30/11 08:47	J-flags AM23G - Volatile Fatty Acid	
Containers Supplied:				
Voa Vial -Unpres (A)	Voa Vial -Unpres (B)			

All Containers Intact: ✓ Yes ____ No Samples Preserved Properly: ✓ Yes ____ No

Samples Received at 4 oC Sample Lables / COC Agree: ✓ Yes ____ No Custody Seals Present: ✓ Yes ____ No

Please forward all acknowledgements of sample receipt, final reports and invoices to data@babcocklabs.com
NO HARDCOPIES PLEASE.

Released By: [signature] Date: 1-24-2011 Received By: [signature] Date: 1/25/11

Released By Date Received By Date

Page 1 of 1

E.S.BABCOCK&Sons,Inc.
Environmental Laboratories est 1906

Client Name: Tetra Tech, Inc. - San Bernardino
Contact: Mark Feldman
Address: 301 E. Vanderbilt Way Suite 450
San Bernardino, CA 92408

Report Date: 11-Feb-2011

Analytical Report: Page 8 of 9
Project Name: Tetra-Tech Lockheed
Project Number: [none]

Work Order Number: A1A1931

Received on Ice (Y/N): Yes Temp: 3 °C

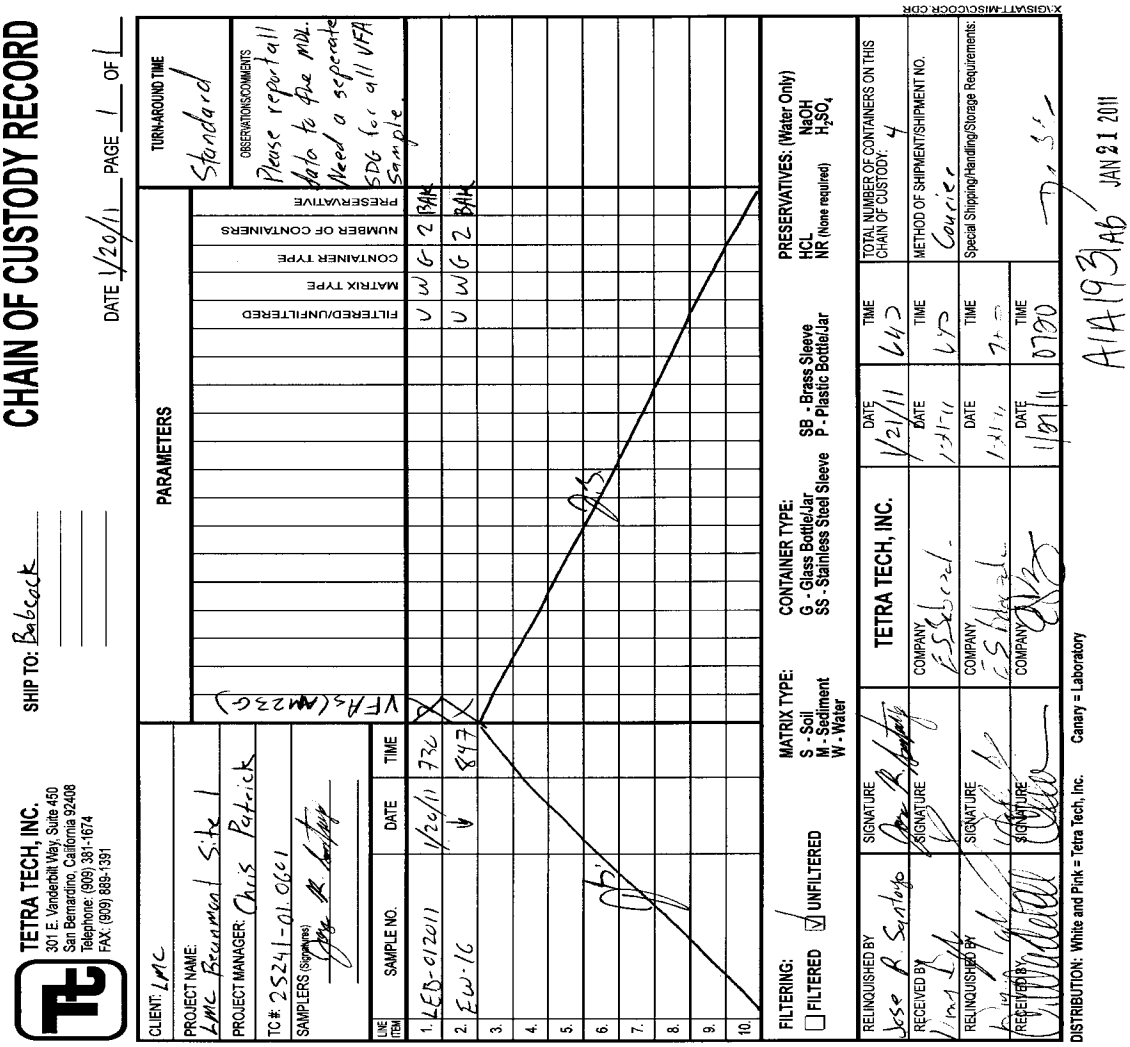

CHAIN OF CUSTODY RECORD

TETRA TECH, INC.
301 E. Vanderbilt Way, Suite 450
San Bernardino, California 92408
Telephone: (909) 381-1674
FAX: (909) 889-1391

SHIP TO: Babcock

DATE 1/20/11 PAGE 1 OF 1

CLIENT: LMC
PROJECT NAME: LMC Beaumont Site 1
PROJECT MANAGER: Chris Patrick
TC# 25241-01.0601
SAMPLERS (Signature)

PARAMETERS: VFHs (AM23G)

TURN-AROUND TIME: Standard

OBSERVATIONS/COMMENTS: Please report all data to the MDL. Need a separate SDG for all VFA sample.

LINE ITEM	SAMPLE NO.	DATE	TIME	MATRIX TYPE	CONTAINER TYPE	NUMBER OF CONTAINERS	PRESERVATIVE
1.	LEB-012011	1/20/11	732	W	G	2	HCl
2.	EW-16	↓	847	W	G	2	HCl
3.							
4.							
5.							
6.							
7.							
8.							
9.							
10.							

FILTERING: ☐ FILTERED ☑ UNFILTERED

MATRIX TYPE: S - Soil, M - Sediment, W - Water

CONTAINER TYPE: G - Glass Bottle/Jar, SS - Stainless Steel Sleeve, SB - Brass Sleeve, P - Plastic Bottle/Jar

PRESERVATIVES: (Water Only) HCL, NR (None required), NaOH, H_2SO_4

RELINQUISHED BY	SIGNATURE	TETRA TECH, INC.	DATE 1/21/11	TIME 1443	TOTAL NUMBER OF CONTAINERS ON THIS CHAIN OF CUSTODY: 4
RECEIVED BY	SIGNATURE	COMPANY ESS Lab	DATE 1/21/11	TIME 1625	METHOD OF SHIPMENT/SHIPMENT NO. Courier
RELINQUISHED BY	SIGNATURE	COMPANY ESS Lab	DATE 1/21/11	TIME 2100	Special Shipping/Handling/Storage Requirements:
RECEIVED BY	SIGNATURE	COMPANY ESS Lab	DATE 1/21/11	TIME 0730	

DISTRIBUTION: White and Pink = Tetra Tech, Inc. Canary = Laboratory

A1A1931 JAN 21 2011

X:\GIS\ATT-MISC\CCCR.CDR

E.S.BABCOCK&Sons,Inc.
Environmental Laboratories est 1906

Client Name: Tetra Tech, Inc. - San Bernardino
Contact: Mark Feldman
Address: 301 E. Vanderbilt Way Suite 450
San Bernardino, CA 92408

Report Date: 11-Feb-2011

Project Name: Tetra-Tech Lockheed
Project Number: [none]

Work Order Number: A1A1931

Received on Ice (Y/N): Yes Temp: 3 °C

Approval

Enclosed are the analytical results for the submitted sample(s). Babcock Laboratories certify the data presented as part of this report meet the minimum quality standards in the referenced analytical methods. Any exceptions have been noted. Babcock Laboratories and its officers and employees assume no responsibility and make no warranty, express or implied, for uses or interpretations made by any recipients, intended or unintended, of this report.

Lorenzo Rodriguez

Lorenzo (Z) Rodriguez

Project Manager

cc:

mailing
P.O Box 432
Riverside, CA 92502-0432

location
6100 Quail Valley Court
Riverside, CA 92507-0704

P 951 653 3351
F 951 653 1662
www.babcocklabs.com

NELAP no, 02101CA
CA ELAP no. 2698
EPA no. CA00102

2340 Stock Creek Blvd.
Rockford TN 37853-3044
Phone: (865) 573-8188
Fax: (865) 573-8133
Email: info@microbe.com

Client: Christopher Patrick
Tetra Tech , Inc.
301 East Vanderbilt Way Suite 450
San Bernardino, CA 92408

Phone: 909-381-1674

Fax: 909-889-1391

Identifier: 014IA **Date Rec:** 01/12/2011 **Report Date:** 01/27/2011

Client Project #: 25241-01.0601 **Client Project Name:** Site1 MNA Study

Purchase Order #:

Analysis Requested: CENSUS

Reviewed By:

Anita Biernacki

NOTICE: This report is intended only for the addressee shown above and may contain confidential or privileged information. If the recipient of this material is not the intended recipient or if you have received this in error, please notify Microbial Insights, Inc. immediately. The data and other information in this report represent only the sample(s) analyzed and are rendered upon condition that it is not to be reproduced without approval from Microbial Insights, Inc. Thank you for your cooperation.

MICROBIAL INSIGHTS, INC.

2340 Stock Creek Blvd. Rockford, TN 37853-3044
Tel. (865) 573-8188 Fax. (865) 573-8133

CENSUS

Client: **Tetra Tech , Inc.**
Project: Site1 MNA Study

MI Project Number: **014IA**
Date Received: 01/12/2011

Sample Information

Client Sample ID:		**MW-101**	**MW-19**	**EW-13**	**F33-TW3**	**MW-70**
Sample Date:		01/11/2011	01/11/2011	01/12/2011	01/13/2011	01/13/2011
Units:		cells/mL	cells/mL	cells/mL	cells/mL	cells/mL
Analyst:		CT	CT	CT	CT	CT
Dechlorinating Bacteria						
Dehalococcoides spp.	DHC	**5.00E-01 (J)**	**4.00E-01 (J)**	**8.60E+00**		
Functional Genes						
Perchlorate Reductase	pcrA		<1.00E+00	<1.00E+00	<1.00E+00	<1.00E+00

Legend:
NA = Not Analyzed NS = Not Sampled J = Estimated gene copies below PQL but above LQL I = Inhibited
< = Result not detected

MICROBIAL INSIGHTS, INC.

2340 Stock Creek Blvd. Rockford, TN 37853-3044
Tel. (865) 573-8188 Fax. (865) 573-8133

CENSUS

Client: **Tetra Tech , Inc.**
Project: Site1 MNA Study

MI Project Number: **014IA**
Date Received: 01/12/2011

Sample Information

Client Sample ID:		**IW-04**	**MW-102**
Sample Date:		01/17/2011	01/17/2011
Units:		cells/mL	cells/mL
Analyst:		CT	CT

Dechlorinating Bacteria

Dehalococcoides spp.	DHC	<5.00E-01	**6.00E-01**

Functional Genes

Perchlorate Reductase	pcrA	<1.00E+00

Legend:
NA = Not Analyzed NS = Not Sampled J = Estimated gene copies below PQL but above LQL I = Inhibited
< = Result not detected

APPENDIX I CONSOLIDATED DATA SUMMARY TABLES

VALIDATION GUIDELINES

Validation Qualifiers

B: The sample result is less than 5 times (10 times for common organic laboratory contaminants) the blank contamination. The result is considered not to have originated from the environmental sample, because cross-contamination is suspected.

J: The analyte was positively identified and the result is usable; however, the analyte concentration is an estimated value.

R: The sample result is rejected and not usable for any purpose. The presence or absence of the analyte cannot be verified.

U: The analyte was not detected above the method detection limit (MDL).

UJ: The analyte was not detected above the MDL; however, the MDL is uncertain and may be elevated above normal levels.

Y: Confirmation column results indicate a non detect for the target analyte.

Qualifier Descriptors

a: The analyte was found in the method blank.

b: The surrogate spike recovery was outside quality control criteria.

c: The MS and/or MSD recoveries were outside control limits.

d: The laboratory control sample recovery was outside control limits.

e: A holding time violation occurred.

f: The duplicate/replicate sample's relative percent difference (RPD) was outside the control limit.

g: The data met prescribed criteria as detailed in the QAPP.

h: The method requires a confirmation result, but none was performed.

k: The analyte was found in a field blank.

l: The second column confirmation result indicates the analyte was not confirmed.

n: The laboratory case narrative indicated a QC problem.

p: Professional judgment determined the data should be qualified.

q: The analyte detection was below the PQL.

r: The result is above the instrument's calibration range.

t: The temperature was outside acceptance criteria.

Consolidation Data Summary Table - Groundwater
Beaumont Site 1

	Water Level Data					Non-Metalic Inorganics			Natural Attenuation Parameters									
Sample Location	Depth to Water (feet below ground surface)	Groundwater Elevation (feet above mean sea level)	Elevation Date	Sample Date	Filter Status	Perchlorate -ug/L	Chlorate -ug/L	Alkalinity,Total -mg/L	Bicarbonate Alkalinity -mg/L	Carbonate Alkalinity -mg/L	Chloride -mg/L	Total Dissolved Solids -mg/L	Dissolved Organic Carbon -mg/L	Total Organic Carbon -mg/L	Nitrate (as N) -mg/L	Nitrite as N -mg/L	Sulfate -mg/L	Sulfide -mg/L
B10-PGW1-102				12/18/2008	Unfiltered	86.5												
B10-PGW1-137				12/20/2008	Unfiltered	<0.5												
B10-PGW1-152				12/20/2008	Unfiltered	<0.5												
B10-PGW1-45				12/16/2008	Unfiltered	1760												
B10-PGW1-67				12/17/2008	Unfiltered	105												
B10-PGW1-87				12/18/2008	Unfiltered	142												
B10-PGW2-45				11/06/2008	Unfiltered	1710												
B10-PGW3-30				11/11/2008	Unfiltered	1930												
B14-PGW1-130				11/20/2008	Unfiltered	2.41												
B14-PGW1-147				11/20/2008	Unfiltered	<0.5												
B14-PGW1-35				11/18/2008	Unfiltered	6550												
B14-PGW1-35				11/18/2008	Unfiltered	6600												
B14-PGW1-50				11/18/2008	Unfiltered	1050												
B14-PGW1-67				11/18/2008	Unfiltered	722												
B14-PGW1-85				11/18/2008	Unfiltered	58.3												
B14-PGW2-42				11/07/2008	Unfiltered	1580												
B14-PGW3-45				11/10/2008	Unfiltered	615												
B14-PGW4-43				11/07/2008	Unfiltered	1080												
B14-PGW5-45				11/06/2008	Unfiltered	2320												
B14-PGWB-40				11/17/2008	Unfiltered	548												
B14-PGWC-40				11/17/2008	Unfiltered	1340												
B20-PGW6-45				11/12/2008	Unfiltered	288												
B6-GWB-65				12/12/2008	Unfiltered	999												
BG-GWA-20				12/11/2008	Unfiltered	1560												
EW-12	81.24	2095.55	10/29/92	10/15/1992	Unfiltered										14.1			
EW-13	81.81	2100.05	06/17/04	07/19/2004	Unfiltered	6500												
EW-13	83.59	2098.27	12/14/04	12/17/2004	Unfiltered	750												
EW-13	57.71	2124.15	06/01/05	07/06/2005	Unfiltered	1800												
EW-13	58.57	2123.29	11/30/05	12/14/2005	Unfiltered	3600												
EW-13	61.3	2120.561	06/01/06	07/13/2006	Unfiltered	1500												

Consolidation Data Summary Table - Groundwater
Beaumont Site 1

	Water Level Data					Non-Metalic Inorganics			Natural Attenuation Parameters									
Sample Location	Depth to Water (feet below ground surface)	Groundwater Elevation (feet above mean sea level)	Elevation Date	Sample Date	Filter Status	Perchlorate -ug/L	Chlorate -ug/L	Alkalinity,Total -mg/L	Bicarbonate Alkalinity -mg/L	Carbonate Alkalinity -mg/L	Chloride -mg/L	Total Dissolved Solids -mg/L	Dissolved Organic Carbon -mg/L	Total Organic Carbon -mg/L	Nitrate (as N) -mg/L	Nitrite as N -mg/L	Sulfate -mg/L	Sulfide -mg/L
EW-13	64.54	2117.321	12/01/06	12/07/2006	Unfiltered	795												
EW-13	67.82	2114.041	05/31/07	06/25/2007	Unfiltered	3250												
EW-13	74.39	2111.18	05/14/08	06/11/2008	Unfiltered	213												
EW-13	78.02	2107.55	05/08/09	06/09/2009	Unfiltered	3.3												
EW-13	80.11	2105.46	11/06/2009	11/23/2009	Unfiltered	1.9												
EW-13	80.54	2105.032	05/13/2010	06/18/2010	Unfiltered	1100	2.7	52	63	<1.7	120				<0.11	<0.017	5.2	
EW-13	80.54	2105.032	05/13/2010	06/18/2010	Filtered								4.0 Bk					
EW-13	81.60	2103.97	12/20/2010	1/12/2011	Unfiltered	0.92	<1.0	61	74	<1.7	18	98			<0.11	<0.017	2.6	
EW-13	81.60	2103.97	12/20/2010	1/12/2011	Filtered								1.3 Bk					
EW-15	75.60	2105.72	05/20/02	05/30/2002	Unfiltered	141000			68.1		122	847			11.9	<0.58	23.0 Bk	
EW-15	78.19	2105.91	11/06/2009	11/24/2009	Unfiltered	120000												
EW-15	78.48	2105.62	03/25/10	4/1/2010	Unfiltered	480												
EW-15	77.75	2106.35	05/13/2010	06/18/2010	Unfiltered	23000	170	53	65	<1.7	80				<0.11	<0.017	7.8	
EW-15	77.75	2106.35	05/13/2010	06/18/2010	Filtered								9.3					
EW-15	78.63	2104.92	9/1/2010	9/15/2010	Unfiltered	41000												
EW-15	77.73	2105.82	12/20/2010	1/11/2011	Unfiltered	4300	<1000	98	120	<1.7	11	160			1.2	<0.017	5.8	
EW-15	77.73	2105.82	12/20/2010	1/11/2011	Filtered								13					
EW-16	80.21	2105.31	12/20/2010	1/20/2011	Unfiltered	17000	<500	61	74	<1.7	34	180			1.7	<0.017	7.7	
EW-16	80.21	2105.31	12/20/2010	1/20/2011	Filtered								3.0 Bk					
EW-18	78.36	2106.62	12/20/2010	1/19/2011	Unfiltered	53000	<5000	51	62	<1.7	130	410			5.1 Jd	<0.017	12	
EW-18	78.36	2106.62	12/20/2010	1/19/2011	Filtered								<0.36					
F33-TW1	6.93	1955.39	08/13/08	08/18/2008	Unfiltered	<0.5							3.22		<0.05		109	0.8
F33-TW1	NA	NA	12/04/08	11/06/2008	Unfiltered	<0.5							2.52		0.065 Jq		105	<0.4
F33-TW2	6.97	1952.78	08/13/08	08/18/2008	Unfiltered	<0.5							2.88		<0.05		62.1	0.8
F33-TW2	6.1	1953.65	12/04/08	11/06/2008	Unfiltered	<0.5							2.58		0.0633 Jq		66.6	<0.4
F33-TW2	3.34	1956.41	02/26/09	03/23/2009	Unfiltered	<0.5					19		3.73		<0.05		61.7	<0.4
F33-TW2	4.93	1954.82	05/11/09	06/12/2009	Unfiltered	<0.36							3.6		<0.017		61	
F33-TW2	7.03	1952.72	08/12/2009	08/20/2009	Unfiltered	<0.071							2.4		<0.11		53	
F33-TW2	7.47	1952.28	11/09/2009	11/17/2009	Unfiltered	<0.071							2.0		<0.11		49	
F33-TW2	3.87	1955.88	03/26/10	3/31/2010	Unfiltered	<0.071							3.4				61	

Consolidation Data Summary Table - Groundwater
Beaumont Site 1

	Water Level Data					Non-Metalic Inorganics			Natural Attenuation Parameters									
Sample Location	Depth to Water (feet below ground surface)	Groundwater Elevation (feet above mean sea level)	Elevation Date	Sample Date	Filter Status	Perchlorate -ug/L	Chlorate -ug/L	Alkalinity,Total -mg/L	Bicarbonate Alkalinity -mg/L	Carbonate Alkalinity -mg/L	Chloride -mg/L	Total Dissolved Solids -mg/L	Dissolved Organic Carbon -mg/L	Total Organic Carbon -mg/L	Nitrate (as N) -mg/L	Nitrite as N -mg/L	Sulfate -mg/L	Sulfide -mg/L
F33-TW2	4.49	1955.26	05/14/2010	05/06/2010	Unfiltered	<0.071									<0.11		51	
F33-TW2	4.49	1955.26	05/14/2010	05/06/2010	Filtered								2.8					
F33-TW2	4.49	1955.26	05/14/2010	06/11/2010	Unfiltered		<1.0	300	360	<1.7	62					<0.017		
F33-TW2	6.41	1953.34	9/2/2010	9/14/2010	Unfiltered	<0.071								1.9	<0.11		58	
F33-TW2	6.41	1953.34	9/2/2010	9/14/2010	Filtered								2.2					
F33-TW2	5.47	1954.28	12/15/2010	1/7/2011	Unfiltered	<0.071	<1.0	300	370	<1.7	17	480		2.4	<0.11	<0.017	60	
F33-TW2	5.47	1954.28	12/15/2010	1/7/2011	Filtered								2.5					
F33-TW3	5.56	1950.23	08/13/08	08/18/2008	Unfiltered	<0.5							1.82		<0.05		55.9	0.8
F33-TW3	4.28	1951.51	12/04/08	11/06/2008	Unfiltered	<0.5							3.01		0.0638 Jq		52.8	<0.4
F33-TW3	3.40	1952.39	02/26/09	03/23/2009	Unfiltered	<0.5					18.2		2.76		<0.05		68.2	<0.4
F33-TW3	4.13	1951.66	05/11/09	06/12/2009	Unfiltered	<0.36							3.7		<0.017		44	
F33-TW3	5.62	1950.17	08/12/2009	08/20/2009	Unfiltered	<0.071							1.9		<0.11		49	
F33-TW3	5.92	1949.87	11/09/2009	11/17/2009	Unfiltered	<0.071							1.9		<0.11		46	
F33-TW3	4.45	1951.34	03/26/10	3/31/2010	Unfiltered	<0.071							3.2				62	
F33-TW3	4.69	1951.1	05/14/2010	05/06/2010	Unfiltered	<0.071									<0.11		57	
F33-TW3	4.69	1951.1	05/14/2010	05/06/2010	Filtered								2.1					
F33-TW3	4.69	1951.1	05/14/2010	06/11/2010	Unfiltered		<1.0	270	330	<1.7	70					<0.017		
F33-TW3	5.36	1950.43	9/2/2010	9/14/2010	Unfiltered	<0.071								1.4	<0.11		45	
F33-TW3	5.36	1950.43	9/2/2010	9/14/2010	Filtered								1.6					
F33-TW3	4.79	1951.00	12/15/2010	1/13/2011	Unfiltered	0.34	<1.0	280	340	<1.7	16	410		2.8	0.11 Jeq	<0.017	69	
F33-TW3	4.79	1951.00	12/15/2010	1/13/2011	Filtered								3.9					
F33-TW4	5.94	1945.38	08/13/08	08/19/2008	Unfiltered	<0.5							3.28		<0.05		73.8	0.8 Jq
F33-TW4	NA	NA	12/04/08	11/10/2008	Unfiltered	<0.5							3.21		<0.05		60.9	<0.4
F33-TW5	5.73	1943.82	08/13/08	08/18/2008	Unfiltered	<0.5							3.73		<0.05		74.1	1.2
F33-TW5	NA	NA	12/04/08	11/10/2008	Unfiltered	<0.5							3.27		<0.05		55.8	<0.4
F33-TW6	6.5	1944.12	08/13/08	08/19/2008	Unfiltered	<0.5							3.16		<0.05		94.3	0.8 Jq
F33-TW6	5.91	1944.71	12/04/08	11/13/2008	Unfiltered	<0.5							2.9		<0.05		96.5	<0.4
F33-TW6	4.30	1946.32	02/26/09	03/25/2009	Unfiltered	<0.5							2.92		0.0575 Jq		89.9	<0.4
F33-TW6	4.61	1946.01	05/15/09	06/19/2009	Unfiltered	<0.071							2.5		<0.11		72	
F33-TW6	6.53	1944.09	08/12/2009	08/25/2009	Unfiltered	<0.071							2.3		<0.11		66	

Consolidation Data Summary Table - Groundwater
Beaumont Site 1

	Water Level Data					Non-Metalic Inorganics			Natural Attenuation Parameters									
Sample Location	Depth to Water (feet below ground surface)	Groundwater Elevation (feet above mean sea level)	Elevation Date	Sample Date	Filter Status	Perchlorate -ug/L	Chlorate -ug/L	Alkalinity,Total -mg/L	Bicarbonate Alkalinity -mg/L	Carbonate Alkalinity -mg/L	Chloride -mg/L	Total Dissolved Solids -mg/L	Dissolved Organic Carbon -mg/L	Total Organic Carbon -mg/L	Nitrate (as N) -mg/L	Nitrite as N -mg/L	Sulfate -mg/L	Sulfide -mg/L
F33-TW6	7.09	1943.53	11/09/2009	11/18/2009	Unfiltered	<0.071							2.4		<0.11		70	
F33-TW6	4.72	1945.90	03/26/10	3/31/2010	Unfiltered	<0.071							2.6				80	
F33-TW6	4.75	1945.87	05/14/2010	05/06/2010	Unfiltered	<0.071									<0.11		72	
F33-TW6	4.75	1945.87	05/14/2010	05/06/2010	Filtered								2.2					
F33-TW6	4.75	1945.87	05/14/2010	06/10/2010	Unfiltered		<1.0	280	340	<1.7	62					<0.017		
F33-TW6	6.05	1944.57	9/2/2010	9/14/2010	Unfiltered	<0.071								1.8	<0.11		48	
F33-TW6	6.05	1944.57	9/2/2010	9/14/2010	Filtered								1.9					
F33-TW6	5.30	1945.32	12/15/2010	1/7/2011	Unfiltered	<0.071	<1.0	280	340	<1.7	12	380		1.7	<0.11	<0.017	46	
F33-TW6	5.30	1945.32	12/15/2010	1/7/2011	Filtered								1.8					
F33-TW7	8.38	No survey	08/14/2009	08/25/2009	Unfiltered	<0.071							3.4		<0.11		43	
F33-TW7	9.04	No survey	11/09/2009	11/17/2009	Unfiltered	<0.071							2.1		<0.11		49	
F33-TW7	6.41		03/26/10	3/31/2010	Unfiltered	<0.071							3.8				64	
F33-TW7	6.47	n/a	05/14/2010	05/07/2010	Unfiltered	<0.071									<0.11		54	
F33-TW7	6.47	n/a	05/14/2010	05/07/2010	Filtered								3.2					
F33-TW7	6.47	n/a	05/14/2010	06/10/2010	Unfiltered		<1.0	320	390	<1.7	60					<0.017		
F33-TW7	7.98	-	9/2/2010	9/14/2010	Unfiltered	<0.071								2.6	<0.11		72	
F33-TW7	7.98	-	9/2/2010	9/14/2010	Filtered								3.3					
F33-TW7	7.20	-	12/15/2010	1/7/2011	Unfiltered	<0.071								3.9	<0.11		56	
F33-TW7	7.20		12/15/2010	1/7/2011	Filtered								3.8					
F34-PGW10-25				11/17/2008	Unfiltered	<0.5												
F34-TW1	4.71	1889.37	02/27/09	02/11/2009	Unfiltered	<0.5												
F34-TW1	4.71	1889.37	02/27/09	03/03/2009	Unfiltered	<0.5												
F34-TW1	5.21	1888.87	05/12/09	06/19/2009	Unfiltered	<0.071												
F34-TW1	6.08	1888.00	08/13/2009	08/19/2009	Unfiltered	<0.071												
F34-TW1	6.00	1888.08	11/09/2009	11/18/2009	Unfiltered	<0.071												
F34-TW1	4.36	1889.72	05/14/2010	06/11/2010	Unfiltered	<0.071	<1.0	160	200	<1.7	35				<0.11	<0.017	110	
F34-TW1	4.36	1889.72	05/14/2010	06/11/2010	Filtered								2.7					
H49-PGW1-91				09/09/2008	Unfiltered	158												
H49-PGW1A-130				11/24/2008	Unfiltered	<0.5												
H49-PGW1A-140				11/24/2008	Unfiltered	<0.5												

Consolidation Data Summary Table - Groundwater
Beaumont Site 1

	Water Level Data					Non-Metalic Inorganics			Natural Attenuation Parameters									
Sample Location	Depth to Water (feet below ground surface)	Groundwater Elevation (feet above mean sea level)	Elevation Date	Sample Date	Filter Status	Perchlorate -ug/L	Chlorate -ug/L	Alkalinity,Total -mg/L	Bicarbonate Alkalinity -mg/L	Carbonate Alkalinity -mg/L	Chloride -mg/L	Total Dissolved Solids -mg/L	Dissolved Organic Carbon -mg/L	Total Organic Carbon -mg/L	Nitrate (as N) -mg/L	Nitrite as N -mg/L	Sulfate -mg/L	Sulfide -mg/L
H49-PGW1D-92				11/20/2008	Unfiltered	<0.5												
H49-PGW3-103				09/16/2008	Unfiltered	3.34												
H49-PGW4-78				12/11/2008	Unfiltered	122												
H49-PGW6-101				09/17/2008	Unfiltered	1.21 Jq												
H49-SGW1-86				12/03/2008	Unfiltered	<0.5												
H49-SGW2-80				12/09/2008	Unfiltered	26.8												
H49-SGW3-83				12/14/2008	Unfiltered	<0.5												
IW-01	63.16	2095.14	10/29/92	08/18/1992	Unfiltered										4.6			
IW-01	63.16	2095.14	10/29/92	09/09/1992	Unfiltered										8.1			
IW-01	60.44	2100.29	12/17/2010	1/18/2011	Unfiltered	0.081 Jq	<1.0	36	44	<1.7	23	76			<0.11	<0.017	2.4 Bk	
IW-01	60.44	2100.29	12/17/2010	1/18/2011	Filtered								1.0 Bk					
IW-02	57.91	2094.61	10/29/92	08/19/1992	Unfiltered										12			
IW-02	54.83	2100.18	12/17/2010	1/18/2011	Unfiltered	1.1	<1.0	41	50	<1.7	28	100			<0.11	<0.017	1.9 Bk	
IW-02	54.83	2100.18	12/17/2010	1/18/2011	Filtered								3.7 Bk					
IW-03	38.61	2094.25	12/15/2010	1/17/2011	Unfiltered	1.7	<1.0	31	38	<1.7	22	82			<0.11	<0.017	1.2	
IW-03	38.61	2094.25	12/15/2010	1/17/2011	Filtered								2.4					
IW-04	39.59	2095.50	07/11/03	07/25/2003	Unfiltered	1000												
IW-04	42.21	2092.88	06/17/04	06/30/2004	Unfiltered	650												
IW-04	35.84	2099.25	06/01/05	06/30/2005	Unfiltered	50												
IW-04	33.17	2101.92	05/30/06	07/06/2006	Unfiltered	1.4 BJkq												
IW-04	35.37	2099.72	05/30/07	06/18/2007	Unfiltered	3.78												
IW-04	37.17	2097.92	05/13/08	06/06/2008	Unfiltered	<0.5												
IW-04	38.81	2096.28	05/07/09	06/09/2009	Unfiltered	<0.36												
IW-04	39.79	2095.30	11/09/2009	11/19/2009	Unfiltered	<0.071												
IW-04	40.8	2094.29	05/13/2010	06/14/2010	Unfiltered	0.11	<1.0	3.0	4.0	<1.7	74				0.12 Jq	<0.017	0.75	
IW-04	40.8	2094.29	05/13/2010	06/14/2010	Filtered								1.0					
IW-04	41.54	2093.55	12/15/2010	1/17/2011	Unfiltered	<0.071	<1.0	2.0 Jq	2.4 Jq	<1.7	69	200			<0.11	<0.017	0.60	
IW-04	41.54	2093.55	12/15/2010	1/17/2011	Filtered								0.85					
IW-05	42.30	2094.64	12/15/2010	1/19/2011	Unfiltered	100	<1.0	53	65	<1.7	23	150			0.53 Jd	<0.017	4.9 Bk	
IW-05	42.30	2094.64	12/15/2010	1/19/2011	Filtered								0.80 Bk					

Consolidation Data Summary Table - Groundwater
Beaumont Site 1

	Water Level Data					Non-Metalic Inorganics			Natural Attenuation Parameters									
Sample Location	Depth to Water (feet below ground surface)	Groundwater Elevation (feet above mean sea level)	Elevation Date	Sample Date	Filter Status	Perchlorate -ug/L	Chlorate -ug/L	Alkalinity,Total -mg/L	Bicarbonate Alkalinity -mg/L	Carbonate Alkalinity -mg/L	Chloride -mg/L	Total Dissolved Solids -mg/L	Dissolved Organic Carbon -mg/L	Total Organic Carbon -mg/L	Nitrate (as N) -mg/L	Nitrite as N -mg/L	Sulfate -mg/L	Sulfide -mg/L
MW-01	72.66	2101.64	05/20/02	05/30/2002	Unfiltered	1220			85.9		9.1	191			2.7	<0.058	17.9	
MW-01	76.18	2100.80	07/10/03	07/30/2003	Unfiltered	1200												
MW-01	79.87	2097.11	06/17/04	07/14/2004	Unfiltered	750												
MW-01	47.84	2129.14	06/01/05	07/05/2005	Unfiltered	600												
MW-01	60.55	2116.43	05/31/06	06/30/2006	Unfiltered	710												
MW-01	67.17	2109.81	05/14/08	06/11/2008	Unfiltered	722		85	85	<1	9.69	175			2.67		22.6	
MW-01	73.65	2103.329	05/13/2010	06/10/2010	Unfiltered	770 Jd	<1000	81	99	<1.7	7.3				2.4	<0.017	19	
MW-01	73.65	2103.329	05/13/2010	06/10/2010	Filtered								0.63 Jq					
MW-02	65.05	2102.41	05/20/02	05/29/2002	Unfiltered	2520			58.6 Bk		7.9 Bk	229			12.2	<0.12	9.5 Bk	
MW-02	72.73	2097.37	06/17/04	07/09/2004	Unfiltered	2700												
MW-02	44.73	2125.37	06/01/05	07/05/2005	Unfiltered	510												
MW-02	52.95	2117.152	05/31/06	07/03/2006	Unfiltered	1300												
MW-02	59.46	2110.642	05/31/07	06/27/2007	Unfiltered	3090												
MW-02	60.68	2109.42	05/14/08	06/12/2008	Unfiltered	2220		60	60	<1	8.44	280			10.2		8.29	
MW-02	65.24	2104.86	05/07/09	06/18/2009	Unfiltered	2500												
MW-02	67.5	2102.602	05/13/2010	06/09/2010	Unfiltered	3100	<1000	57	70	<1.7	6.5				11	<0.017	7.6	
MW-02	67.5	2102.602	05/13/2010	06/09/2010	Filtered								7.5					
MW-03	124.50	2041.94	05/20/02	05/22/2002	Unfiltered	<1.8			64.9		13.1	185			<0.024	<0.073	13.0	
MW-03	129.00	2040.36	07/11/03	07/31/2003	Unfiltered	<0.46												
MW-03	131.41	2037.95	06/17/04	07/15/2004	Unfiltered	<0.46												
MW-03	118.06	2051.30	06/01/06	06/22/2006	Unfiltered	0.93 Jq												
MW-03	123.52	2045.84	05/14/08	06/13/2008	Unfiltered	<0.5		103	83	20	15	295			0.111		14	
MW-03	126.98	2042.376	05/13/2010	06/09/2010	Unfiltered	0.56	<1.0	110	100	14	11				<0.11	<0.017	12	
MW-03	126.98	2042.376	05/13/2010	06/09/2010	Filtered								0.82					
MW-04	54.96	2102.43	05/20/02	05/28/2002	Unfiltered	861												
MW-05	19.91	2098.80	05/20/02	05/29/2002	Unfiltered	4230			119		9.6 Bk	229			6.3	<0.058	12.1 Bk	
MW-05	23.49	2097.91	07/11/03	07/30/2003	Unfiltered	3500												
MW-05	26.25	2095.15	06/17/04	07/02/2004	Unfiltered	2700												
MW-05	14.80	2106.60	06/01/05	06/27/2005	Unfiltered	1200												
MW-05	13.8	2107.60	05/30/06	06/12/2006	Unfiltered	1200												

Consolidation Data Summary Table - Groundwater
Beaumont Site 1

	Water Level Data					Non-Metalic Inorganics			Natural Attenuation Parameters									
Sample Location	Depth to Water (feet below ground surface)	Groundwater Elevation (feet above mean sea level)	Elevation Date	Sample Date	Filter Status	Perchlorate -ug/L	Chlorate -ug/L	Alkalinity,Total -mg/L	Bicarbonate Alkalinity -mg/L	Carbonate Alkalinity -mg/L	Chloride -mg/L	Total Dissolved Solids -mg/L	Dissolved Organic Carbon -mg/L	Total Organic Carbon -mg/L	Nitrate (as N) -mg/L	Nitrite as N -mg/L	Sulfate -mg/L	Sulfide -mg/L
MW-05	16.91	2104.489	05/30/07	06/21/2007	Unfiltered	2610												
MW-05	18.37	2103.03	05/13/08	06/10/2008	Unfiltered	436 Jf		87.5	87.5	<1	9.74	250			11.5		11.6	
MW-05	20.97	2100.43	05/07/09	06/18/2009	Unfiltered	2300												
MW-05	22.9	2098.499	05/13/2010	06/15/2010	Unfiltered	2600	<500	130	160	<1.7	7.8				7.2	0.040 J	11	
MW-05	22.9	2098.499	05/13/2010	06/15/2010	Filtered								0.72					
MW-06	21.88	2097.23	05/20/02	05/23/2002	Unfiltered	3.9 Jq			105		9.5	172			0.11	<0.036	3.1	
MW-06	26.50	2095.26	07/11/03	07/25/2003	Unfiltered	110												
MW-06	29.22	2092.54	06/17/04	07/02/2004	Unfiltered	14												
MW-06	15.63	2106.13	05/30/06	06/12/2006	Unfiltered	1100												
MW-06	20.61	2101.15	05/13/08	06/11/2008	Unfiltered	4.13		105	105	<1	9.36	210			0.107		11.1	
MW-06	25.64	2096.119	05/14/2010	06/15/2010	Unfiltered	12	<1.0	99	120	<1.7	7.3				<0.11	<0.017	8.6	
MW-06	25.64	2096.119	05/14/2010	06/15/2010	Filtered								3.4					
MW-07	72.13	2101.71	05/20/02	05/21/2002	Unfiltered	8.1			52.4		7.7	124			1.8	<0.036	5.9	
MW-07	79.27	2097.25	06/17/04	07/15/2004	Unfiltered	180												
MW-07	60.03	2116.485	05/31/06	07/06/2006	Unfiltered	6.9												
MW-07	66.66	2109.855	05/31/07	06/26/2007	Unfiltered	13.3												
MW-07	66.60	2109.92	05/14/08	06/06/2008	Unfiltered	171		57.5	57.5	<1	7.71	190			2.99		9.12	
MW-07	71.98	2104.54	05/08/09	06/22/2009	Unfiltered	220												
MW-07	73.15	2103.365	05/13/2010	06/15/2010	Unfiltered	210	<50	55	67	<1.7	6.5				2.7	<0.017	7.0	
MW-07	73.15	2103.365	05/13/2010	06/15/2010	Filtered								0.58 Jq					
MW-07	75.83	2100.69	12/17/2010	1/5/2011	Unfiltered	170												
MW-08	14.41	2073.38	05/20/02	05/17/2002	Unfiltered	<1.8												
MW-08	16.29	2074.24	07/10/03	07/22/2003	Unfiltered	450												
MW-08	17.78	2072.75	06/18/04	06/29/2004	Unfiltered	<0.46												
MW-08	11.58	2078.95	06/02/05	06/22/2005	Unfiltered	<0.59												
MW-08	10.03	2080.5	05/31/06	06/07/2006	Unfiltered	<0.43												
MW-08	13.65	2076.88	05/13/08	06/03/2008	Unfiltered	<0.5		103	103	<1	5.19	195 Je			0.0715 Jq		10.7	
MW-08	15.46	2075.07	05/17/2010	06/15/2010	Unfiltered	<0.071	<1.0	99	120	<1.7	3.9				<0.11	<0.017	9.5	
MW-08	15.46	2075.07	05/17/2010	06/15/2010	Filtered								1.3 Jf					
MW-09	1.32	2085.00	05/20/02	05/17/2002	Unfiltered	<1.8												

Consolidation Data Summary Table - Groundwater
Beaumont Site 1

	Water Level Data					Non-Metalic Inorganics			Natural Attenuation Parameters									
Sample Location	Depth to Water (feet below ground surface)	Groundwater Elevation (feet above mean sea level)	Elevation Date	Sample Date	Filter Status	Perchlorate -ug/L	Chlorate -ug/L	Alkalinity,Total -mg/L	Bicarbonate Alkalinity -mg/L	Carbonate Alkalinity -mg/L	Chloride -mg/L	Total Dissolved Solids -mg/L	Dissolved Organic Carbon -mg/L	Total Organic Carbon -mg/L	Nitrate (as N) -mg/L	Nitrite as N -mg/L	Sulfate -mg/L	Sulfide -mg/L
MW-09	3.30	2085.86	07/10/03	07/22/2003	Unfiltered	<0.46												
MW-09	6.28	2082.88	06/18/04	06/29/2004	Unfiltered	<0.46												
MW-09	0.00	2089.162	05/31/06	06/07/2006	Unfiltered	<0.43												
MW-09	Artesian	Artesian	05/29/07	06/13/2007	Unfiltered	<0.5												
MW-09	0.00	2089.16	05/13/08	06/02/2008	Unfiltered	<0.5			87.5	<1	7.28	150 Je			<0.05		21.8	
MW-09	0.25 PSI	2089.74	05/12/09	06/19/2009	Unfiltered	<0.071												
MW-09	0.10 PSI	2089.393	05/17/2010	06/15/2010	Unfiltered	<0.071	<1.0	93	110	<1.7	5.6				<0.11	<0.017	19	
MW-09	0.10 PSI	2089.393	05/17/2010	06/15/2010	Filtered								0.43 Jq					
MW-10	71.95	2104.77	05/20/02	05/17/2002	Unfiltered	4.9												
MW-11	41.56	2078.34	05/20/02	05/17/2002	Unfiltered	<1.8												
MW-11	45.81	2076.80	06/18/04	06/30/2004	Unfiltered	<0.46												
MW-11	42.28	2080.33	05/30/06	06/19/2006	Unfiltered	2.8												
MW-11	43.28	2079.33	05/12/08	06/04/2008	Unfiltered	2.25												
MW-11	44.9	2077.709	05/14/2010	06/16/2010	Unfiltered	3.0	<1.0	190	230	<1.7	22				12	<0.017	66	
MW-11	44.9	2077.709	05/14/2010	06/16/2010	Filtered								0.83					
MW-12	27.22	2068.57	05/20/02	05/17/2002	Unfiltered	<1.8			436		60.1	1660			<0.038		710	
MW-12	20.30	2078.19	07/10/03	07/23/2003	Unfiltered	<0.46												
MW-12	22.04	2076.45	06/18/04	06/28/2004	Unfiltered	<0.46												
MW-12	16.20	2082.29	06/02/05	06/27/2005	Unfiltered	<0.59												
MW-12	15.43	2083.06	05/30/06	06/08/2006	Unfiltered	<0.43												
MW-12	15.94	2082.55	05/12/08	06/05/2008	Unfiltered	<0.5												
MW-12	13.85	2084.642	05/14/2010	06/17/2010	Unfiltered	<0.071	<1.0	400	480	<1.7	22				<0.11	<0.017	450	
MW-12	13.85	2084.642	05/14/2010	06/17/2010	Filtered								2.6					
MW-13	17.10	2038.09	05/20/02	05/30/2002	Unfiltered	<1.8												
MW-13	13.69	2044.20	07/10/03	07/28/2003	Unfiltered	<0.46												
MW-13	17.19	2040.70	06/18/04	06/25/2004	Unfiltered	<0.46												
MW-13	14.54	2043.35	12/14/04	12/15/2004	Unfiltered	<0.46												
MW-13	9.28	2048.61	06/01/05	06/20/2005	Unfiltered	<0.59												
MW-13	14.91	2042.98	11/29/05	12/09/2005	Unfiltered	<0.59												
MW-13	10.62	2047.27	05/30/06	06/08/2006	Unfiltered	<0.43												

Consolidation Data Summary Table - Groundwater
Beaumont Site 1

	Water Level Data					Non-Metalic Inorganics			Natural Attenuation Parameters									
Sample Location	Depth to Water (feet below ground surface)	Groundwater Elevation (feet above mean sea level)	Elevation Date	Sample Date	Filter Status	Perchlorate -ug/L	Chlorate -ug/L	Alkalinity,Total -mg/L	Bicarbonate Alkalinity -mg/L	Carbonate Alkalinity -mg/L	Chloride -mg/L	Total Dissolved Solids -mg/L	Dissolved Organic Carbon -mg/L	Total Organic Carbon -mg/L	Nitrate (as N) -mg/L	Nitrite as N -mg/L	Sulfate -mg/L	Sulfide -mg/L
MW-13	16.87	2041.022	11/30/06	12/06/2006	Unfiltered	<0.5												
MW-13	15.3	2042.592	05/29/07	06/14/2007	Unfiltered	<0.5												
MW-13	10.09	2047.80	05/12/08	06/05/2008	Unfiltered	<0.5												
MW-13	11.15	2046.74	05/11/09	06/04/2009	Unfiltered	<0.36												
MW-13	9.35	2048.542	05/14/2010	06/16/2010	Unfiltered	<0.071	<1.0	260	310	<1.7	11				<0.11	<0.017	77	
MW-13	9.35	2048.542	05/14/2010	06/16/2010	Filtered								0.97					
MW-14	35.72	1991.25	05/20/02	05/17/2002	Unfiltered	11.1												
MW-14	35.88	1993.79	06/18/04	06/29/2004	Unfiltered	29												
MW-14	17.61	2012.06	06/02/05	06/22/2005	Unfiltered	5.5												
MW-14	24.33	2005.34	05/30/06	06/09/2006	Unfiltered	4.3												
MW-14	32.95	1996.715	05/29/07	06/12/2007	Unfiltered	8.66												
MW-14	23.94	2005.73	05/13/08	06/03/2008	Unfiltered	3.33												
MW-14	26.10	2003.57	05/12/09	06/08/2009	Unfiltered	1.4 Jq												
MW-14	24.24	2005.425	05/17/2010	06/16/2010	Unfiltered	1.6	<1.0	300	360	<1.7	8.3				0.50	<0.017	24	
MW-14	24.24	2005.425	05/17/2010	06/16/2010	Filtered								0.83					
MW-15	29.49	1977.57	05/20/02	05/17/2002	Unfiltered	<1.8			184		13.0	307			<0.038		47.4	
MW-15	28.31	1981.45	07/10/03	07/21/2003	Unfiltered	<0.46												
MW-15	29.82	1979.94	06/18/04	06/28/2004	Unfiltered	<0.46												
MW-15	29.40	1980.36	12/14/04	12/16/2004	Unfiltered	<0.46												
MW-15	22.68	1987.08	06/01/05	06/20/2005	Unfiltered	<0.59												
MW-15	25.29	1984.47	11/29/05	12/09/2005	Unfiltered	<0.59												
MW-15	24.01	1985.753	05/30/06	06/06/2006	Unfiltered	<0.43												
MW-15	27.92	1981.843	11/30/06	12/06/2006	Unfiltered	<0.5												
MW-15	28.85	1980.913	05/29/07	06/12/2007	Unfiltered	<0.5												
MW-15	29.85	1979.91	11/05/07	11/07/2007	Unfiltered	<0.5												
MW-15	24.56	1985.20	05/12/08	05/30/2008	Unfiltered	<0.5		190	190	<1	11.2	355			<0.05		43.1	
MW-15	27.52	1982.243	12/04/08	11/11/2008	Unfiltered	<0.5												
MW-15	25.72	1984.04	05/11/09	06/08/2009	Unfiltered	<0.071												
MW-15	28.78	1980.98	11/09/2009	11/16/2009	Unfiltered	<0.071												
MW-15	25.29	1984.473	05/14/2010	06/14/2010	Unfiltered	<0.071	<1.0	180	210	<1.7	10				<0.11	<0.017	40	

Consolidation Data Summary Table - Groundwater
Beaumont Site 1

	Water Level Data					Non-Metalic Inorganics			Natural Attenuation Parameters									
Sample Location	Depth to Water (feet below ground surface)	Groundwater Elevation (feet above mean sea level)	Elevation Date	Sample Date	Filter Status	Perchlorate -ug/L	Chlorate -ug/L	Alkalinity,Total -mg/L	Bicarbonate Alkalinity -mg/L	Carbonate Alkalinity -mg/L	Chloride -mg/L	Total Dissolved Solids -mg/L	Dissolved Organic Carbon -mg/L	Total Organic Carbon -mg/L	Nitrate (as N) -mg/L	Nitrite as N -mg/L	Sulfate -mg/L	Sulfide -mg/L
MW-15	25.29	1984.473	05/14/2010	06/14/2010	Filtered								2.3					
MW-15	28.51	1981.25	12/15/2010	1/6/2011	Unfiltered	<0.071												
MW-16	2.22	1809.42	07/10/03	07/31/2003	Unfiltered	<0.46												
MW-16	2.62	1809.02	06/18/04	06/24/2004	Unfiltered	<0.46												
MW-16	2.48	1809.16	12/15/04	12/15/2004	Unfiltered	<0.46												
MW-17	37.07	2100.65	05/20/02	05/23/2002	Unfiltered	927												
MW-17	40.41	2099.99	07/11/03	07/24/2003	Unfiltered	11												
MW-17	44.12	2096.28	06/17/04	07/01/2004	Unfiltered	770												
MW-17	15.63	2124.77	06/01/05	06/28/2005	Unfiltered	1300												
MW-17	25.56	2114.84	05/30/06	06/09/2006	Unfiltered	1100												
MW-17	31.84	2108.558	05/30/07	06/18/2007	Unfiltered	763												
MW-17	31.90	2108.50	05/14/08	06/05/2008	Unfiltered	444			82.5	<1	6.13	225			4.32		8.67	
MW-17	36.95	2103.45	05/07/09	06/18/2009	Unfiltered	420												
MW-17	38.61	2101.788	05/14/2010	06/17/2010	Unfiltered	440	<100	92	110	<1.7	4.7				3.8	<0.017	7.0	
MW-17	38.61	2101.788	05/14/2010	06/17/2010	Filtered								0.90					
MW-18	29.10	1976.90	05/20/02	05/24/2002	Unfiltered	7.8			255		12.9	388			0.15	<0.058	37.6	
MW-18	28.01	1980.68	07/10/03	07/21/2003	Unfiltered	15												
MW-18	29.51	1979.18	06/18/04	06/28/2004	Unfiltered	7.4												
MW-18	18.96	1989.73	12/14/04	12/16/2004	Unfiltered	4.3												
MW-18	22.87	1985.82	06/01/05	06/20/2005	Unfiltered	4.5												
MW-18	25.28	1983.41	11/29/05	12/09/2005	Unfiltered	1.6 Jq												
MW-18	25.03	1983.663	05/30/06	06/06/2006	Unfiltered	5.9												
MW-18	27.73	1980.963	11/30/06	12/06/2006	Unfiltered	6.88												
MW-18	28.61	1980.083	05/29/07	06/14/2007	Unfiltered	5.47												
MW-18	29.65	1979.04	11/02/07	11/02/2007	Unfiltered	6.13							9.43		0.633		57.5	
MW-18	24.51	1984.18	05/13/08	05/30/2008	Unfiltered	6.02		253	253	<1	15.3	425	1.26		0.457		52.2	
MW-18	27.2	1981.493	12/04/08	11/11/2008	Unfiltered	3.07												
MW-18	25.67	1983.02	05/11/09	06/10/2009	Unfiltered	2.1							2.5		0.42		59	
MW-18	28.53	1980.16	11/09/2009	11/16/2009	Unfiltered	2.5												
MW-18	25.25	1983.443	05/14/2010	05/05/2010	Unfiltered	2.5									0.27		44	

Consolidation Data Summary Table - Groundwater
Beaumont Site 1

	Water Level Data					Non-Metalic Inorganics			Natural Attenuation Parameters									
Sample Location	Depth to Water (feet below ground surface)	Groundwater Elevation (feet above mean sea level)	Elevation Date	Sample Date	Filter Status	Perchlorate -ug/L	Chlorate -ug/L	Alkalinity,Total -mg/L	Bicarbonate Alkalinity -mg/L	Carbonate Alkalinity -mg/L	Chloride -mg/L	Total Dissolved Solids -mg/L	Dissolved Organic Carbon -mg/L	Total Organic Carbon -mg/L	Nitrate (as N) -mg/L	Nitrite as N -mg/L	Sulfate -mg/L	Sulfide -mg/L
MW-18	25.25	1983.443	05/14/2010	05/05/2010	Filtered								1.0					
MW-18	25.25	1983.443	05/14/2010	06/14/2010	Unfiltered		<1.0	260	310	<1.7	14					<0.017		
MW-18	28.30	1980.39	12/15/2010	1/6/2011	Unfiltered	1.2												
MW-19	18.78	2097.01	05/20/02	05/24/2002	Unfiltered	37.9			88.0		8.8	163			0.080	<0.036	9.3	
MW-19	22.27	2096.22	07/11/03	07/25/2003	Unfiltered	190												
MW-19	25.31	2093.18	06/17/04	07/01/2004	Unfiltered	150												
MW-19	11.96	2106.53	06/01/05	06/28/2005	Unfiltered	430												
MW-19	11.82	2106.67	05/30/06	06/09/2006	Unfiltered	160												
MW-19	15.05	2103.438	05/30/07	06/18/2007	Unfiltered	167												
MW-19	15.52	2102.97	05/14/08	06/06/2008	Unfiltered	191												
MW-19	18.80	2099.69	05/07/09	06/18/2009	Unfiltered	120												
MW-19	20.14	2098.348	05/14/2010	06/17/2010	Unfiltered	170	<25	86	100	<1.7	6.0				0.11 Jq	<0.017	7.4	
MW-19	20.14	2098.348	05/14/2010	06/17/2010	Filtered								0.82					
MW-19	22.16	2096.33	12/15/2010	1/11/2011	Unfiltered	140	<25	85	100	<1.7	6.4	140			<0.11	<0.017	7.9	
MW-19	22.16	2096.33	12/15/2010	1/11/2011	Filtered								0.94					
MW-20	64.88	2097.15	06/17/04	07/08/2004	Unfiltered	1200												
MW-20	35.50	2126.53	06/01/05	07/01/2005	Unfiltered	22												
MW-20	45.85	2116.18	06/01/06	06/22/2006	Unfiltered	86												
MW-22	72.45	2098.28	06/17/04	07/09/2004	Unfiltered	50												
MW-22	46.99	2123.74	06/01/05	06/30/2005	Unfiltered	2200												
MW-22	52.84	2117.893	06/01/06	07/12/2006	Unfiltered	560												
MW-22	59.25	2111.483	05/31/07	06/20/2007	Unfiltered	272												
MW-22	63.93	2109.55	05/13/08	06/09/2008	Unfiltered	138												
MW-22	68.17	2105.31	05/08/09	06/17/2009	Unfiltered	340												
MW-22	70.67	2102.809	05/13/2010	06/18/2010	Unfiltered	250	<50	58	71	<1.7	3.6				11	<0.017	6.6	
MW-22	70.67	2102.809	05/13/2010	06/18/2010	Filtered								0.92					
MW-23	55.70	2109.32	05/14/08	06/09/2008	Unfiltered	96.7												
MW-23	62.52	2102.501	05/13/2010	06/18/2010	Unfiltered	100	<1.0	68	83	<1.7	4.4				14	<0.017	7.4	
MW-23	62.52	2102.501	05/13/2010	06/18/2010	Filtered								0.71					
MW-26	77.00	2102.93	05/20/02	05/30/2002	Unfiltered	9970												

Consolidation Data Summary Table - Groundwater
Beaumont Site 1

	Water Level Data					Non-Metalic Inorganics			Natural Attenuation Parameters									
Sample Location	Depth to Water (feet below ground surface)	Groundwater Elevation (feet above mean sea level)	Elevation Date	Sample Date	Filter Status	Perchlorate -ug/L	Chlorate -ug/L	Alkalinity,Total -mg/L	Bicarbonate Alkalinity -mg/L	Carbonate Alkalinity -mg/L	Chloride -mg/L	Total Dissolved Solids -mg/L	Dissolved Organic Carbon -mg/L	Total Organic Carbon -mg/L	Nitrate (as N) -mg/L	Nitrite as N -mg/L	Sulfate -mg/L	Sulfide -mg/L
MW-26	85.05	2098.76	06/17/04	07/19/2004	Unfiltered	9700												
MW-26	51.17	2132.64	06/01/05	07/06/2005	Unfiltered	9100												
MW-26	64.66	2119.152	06/01/06	07/13/2006	Unfiltered	4500												
MW-26	71.21	2112.602	05/31/07	06/25/2007	Unfiltered	7320												
MW-26	71.38	2112.43	05/14/08	06/13/2008	Unfiltered	7540												
MW-26	76.72	2107.09	05/08/09	06/17/2009	Unfiltered	6400												
MW-26	77.01	2106.802	05/13/2010	06/15/2010	Unfiltered	6600	<1000	60	73	<1.7	34				14	<0.017	10	
MW-26	77.01	2106.802	05/13/2010	06/15/2010	Filtered								1.1					
MW-27	83.53	2099.20	06/17/04	07/09/2004	Unfiltered	6.3												
MW-27	62.83	2119.898	06/01/06	06/30/2006	Unfiltered	<0.43												
MW-27	69.34	2113.388	05/31/07	06/26/2007	Unfiltered	3.8												
MW-27	72.53	2110.20	05/14/08	06/03/2008	Unfiltered	2.1												
MW-27	76.21	2106.52	05/11/09	06/15/2009	Unfiltered	0.61 Jq												
MW-27	79.25	2103.478	05/13/2010	06/21/2010	Unfiltered	0.89	<1.0	41	50	<1.7	16				0.58	<0.017	1.9	
MW-27	79.25	2103.478	05/13/2010	06/21/2010	Filtered								0.84 Bk					
MW-28	63.71	2097.13	06/17/04	07/08/2004	Unfiltered	90												
MW-28	44.7	2116.143	06/01/06	07/13/2006	Unfiltered	53												
MW-28	51.11	2109.733	05/31/07	06/19/2007	Unfiltered	116												
MW-28	51.62	2109.22	05/14/08	06/10/2008	Unfiltered	130												
MW-28	56.70	2104.14	05/08/09	06/17/2009	Unfiltered	210												
MW-28	58.75	2102.09	11/06/2009	11/12/2009	Unfiltered	200												
MW-28	58.4	2102.443	05/13/2010	06/15/2010	Unfiltered	200	<50	66	81	<1.7	5.8				2.4	<0.017	13	
MW-28	58.4	2102.443	05/13/2010	06/15/2010	Filtered								2.5					
MW-29	26.95	2088.14	05/14/2010	06/17/2010	Unfiltered	25	<1.0	220	270	<1.7	6.8				<0.11	<0.017	29	
MW-29	26.95	2088.14	05/14/2010	06/17/2010	Filtered								0.93 Bk					
MW-30	55.85	2103.19	05/20/02	05/28/2002	Unfiltered	<1.8												
MW-30	63.47	2098.00	06/17/04	07/09/2004	Unfiltered	13												
MW-30	43.93	2117.54	05/30/06	06/21/2006	Unfiltered	170												
MW-31	92.38	2090.92	05/20/02	05/23/2002	Unfiltered	<1.8												
MW-31	99.52	2087.00	06/17/04	07/16/2004	Unfiltered	2.1												

Consolidation Data Summary Table - Groundwater
Beaumont Site 1

	Water Level Data					Non-Metalic Inorganics			Natural Attenuation Parameters									
Sample Location	Depth to Water (feet below ground surface)	Groundwater Elevation (feet above mean sea level)	Elevation Date	Sample Date	Filter Status	Perchlorate -ug/L	Chlorate -ug/L	Alkalinity,Total -mg/L	Bicarbonate Alkalinity -mg/L	Carbonate Alkalinity -mg/L	Chloride -mg/L	Total Dissolved Solids -mg/L	Dissolved Organic Carbon -mg/L	Total Organic Carbon -mg/L	Nitrate (as N) -mg/L	Nitrite as N -mg/L	Sulfate -mg/L	Sulfide -mg/L
MW-31	81.02	2105.50	05/31/06	06/30/2006	Unfiltered	2.4												
MW-31	87.83	2098.69	05/14/08	06/11/2008	Unfiltered	4.33		115	95	20	14.9	205			0.0917 Jq		15.8	
MW-31	92.41	2094.11	05/08/09	06/15/2009	Unfiltered	2.5												
MW-31	94.28	2092.24	11/06/2009	11/23/2009	Unfiltered	2.7												
MW-31	93.16	2093.355	05/13/2010	06/14/2010	Unfiltered	2.6	<1.0	110	110	10	13				<0.11	<0.017	16	
MW-31	93.16	2093.355	05/13/2010	06/14/2010	Filtered								2.1					
MW-32	84.89	2088.49	05/20/02	05/22/2002	Unfiltered	<1.8												
MW-32	89.71	2086.90	07/10/03	07/31/2003	Unfiltered	<0.46												
MW-32	92.88	2083.73	06/17/04	07/14/2004	Unfiltered	<0.46												
MW-32	74.93	2101.683	05/31/06	06/29/2006	Unfiltered	0.88 Jq												
MW-32	81.21	2095.40	05/14/08	06/13/2008	Unfiltered	<0.5		110	95	15	12.7	320			0.0885 Jq		18.2	
MW-32	86.58	2090.033	05/13/2010	06/10/2010	Unfiltered	0.081 Jdq	<1.0	100	130	<1.7	8.9				<0.11	<0.017	16	
MW-32	86.58	2090.033	05/13/2010	06/10/2010	Filtered								2.3					
MW-34	47.15	2104.23	05/20/02	05/21/2002	Unfiltered	32.3												
MW-34	54.71	2099.09	06/17/04	07/02/2004	Unfiltered	24												
MW-34	34.09	2119.71	06/01/05	07/05/2005	Unfiltered	200												
MW-34	36.12	2117.681	05/31/06	06/22/2006	Unfiltered	20												
MW-34	41.76	2112.041	05/31/07	06/26/2007	Unfiltered	67.8												
MW-34	44.16	2109.64	05/13/08	06/04/2008	Unfiltered	41.3												
MW-34	47.98	2105.82	05/08/09	06/10/2009	Unfiltered	78												
MW-34	50.68	2103.121	05/13/2010	06/17/2010	Unfiltered	61	<1.0	210	260	<1.7	17				19	<0.017	20	
MW-34	50.68	2103.121	05/13/2010	06/17/2010	Filtered								0.92					
MW-35	66.71	2101.63	05/20/02	05/21/2002	Unfiltered	<1.8												
MW-35	70.18	2100.80	07/10/03	07/31/2003	Unfiltered	<0.46												
MW-35	73.91	2097.07	06/17/04	07/14/2004	Unfiltered	<0.46												
MW-35	42.87	2128.11	06/01/05	06/30/2005	Unfiltered	<0.59												
MW-35	54.67	2116.312	05/31/06	06/20/2006	Unfiltered	<0.43												
MW-35	61.28	2109.702	05/31/07	06/12/2007	Unfiltered	<0.5												
MW-35	61.34	2109.64	05/14/08	06/04/2008	Unfiltered	<0.5												
MW-35	66.61	2104.37	05/08/09	06/08/2009	Unfiltered	<0.36												

Consolidation Data Summary Table - Groundwater
Beaumont Site 1

	Water Level Data					Non-Metalic Inorganics			Natural Attenuation Parameters									
Sample Location	Depth to Water (feet below ground surface)	Groundwater Elevation (feet above mean sea level)	Elevation Date	Sample Date	Filter Status	Perchlorate -ug/L	Chlorate -ug/L	Alkalinity,Total -mg/L	Bicarbonate Alkalinity -mg/L	Carbonate Alkalinity -mg/L	Chloride -mg/L	Total Dissolved Solids -mg/L	Dissolved Organic Carbon -mg/L	Total Organic Carbon -mg/L	Nitrate (as N) -mg/L	Nitrite as N -mg/L	Sulfate -mg/L	Sulfide -mg/L
MW-35	68.09	2102.892	05/13/2010	06/14/2010	Unfiltered	0.24	<1.0	52	63	<1.7	6.3				1.3	<0.017	4.3	
MW-35	68.09	2102.892	05/13/2010	06/14/2010	Filtered								0.80					
MW-36	96.45	2106.08	05/20/02	05/21/2002	Unfiltered	36.7												
MW-36	75.88	2129.30	07/10/03	07/24/2003	Unfiltered	<0.46												
MW-36	87.85	2117.33	06/17/04	07/02/2004	Unfiltered	<0.46												
MW-36	55.81	2149.37	06/01/05	07/01/2005	Unfiltered	<0.59												
MW-36	75.46	2129.722	05/31/06	06/20/2006	Unfiltered	0.71 Jq												
MW-36	84.14	2121.042	05/31/07	06/26/2007	Unfiltered	<0.5												
MW-36	67.94	2137.24	05/14/08	06/04/2008	Unfiltered	<0.5												
MW-36	73.42	2131.76	05/08/09	06/08/2009	Unfiltered	<0.36												
MW-36	63.18	2142.002	05/13/2010	06/14/2010	Unfiltered	0.35	<1.0 UJc	65	79	<1.7	8.5				6.5	<0.017	8.0	
MW-36	63.18	2142.002	05/13/2010	06/14/2010	Filtered								0.93					
MW-37	38.26	1999.99	05/20/02	05/21/2002	Unfiltered	<5.4												
MW-37	33.49	2007.48	07/10/03	07/23/2003	Unfiltered	<0.46												
MW-37	38.08	2002.89	06/18/04	06/29/2004	Unfiltered	<0.46												
MW-37	15.58	2025.39	06/02/05	06/27/2005	Unfiltered	<0.59												
MW-37	25.02	2015.954	05/31/06	06/07/2006	Unfiltered	<0.43												
MW-37	35.84	2005.134	05/29/07	06/14/2007	Unfiltered	<0.5												
MW-37	38.72	2002.25	11/08/07	11/08/2007	Unfiltered	<0.5							1.32		<0.05		41.9	
MW-37	24.42	2016.55	05/12/08	05/29/2008	Unfiltered	<0.5							0.815 Jq		0.496		34.4	
MW-37	27.38	2013.59	05/11/09	06/11/2009	Unfiltered	<0.36							1.8		0.019 Jq		84	
MW-38	47.09	1980.49	05/20/02	05/21/2002	Unfiltered	<1.8												
MW-39	39.98	2101.56	05/20/02	05/29/2002	Unfiltered	808												
MW-40	38.17	2085.52	05/20/02	05/24/2002	Unfiltered	1250			103		9.3	255			7.4	<0.058	20.1	
MW-40	39.96	2086.43	07/10/03	07/25/2003	Unfiltered	930												
MW-40	43.82	2082.57	06/18/04	06/30/2004	Unfiltered	250												
MW-40	35.02	2091.37	06/01/05	07/01/2005	Unfiltered	530												
MW-40	36.44	2089.953	05/30/06	07/06/2006	Unfiltered	790												
MW-40	38.34	2088.053	05/30/07	06/20/2007	Unfiltered	941												
MW-40	38.35	2088.04	05/12/08	06/06/2008	Unfiltered	352												

Consolidation Data Summary Table - Groundwater
Beaumont Site 1

	Water Level Data					Non-Metalic Inorganics			Natural Attenuation Parameters									
Sample Location	Depth to Water (feet below ground surface)	Groundwater Elevation (feet above mean sea level)	Elevation Date	Sample Date	Filter Status	Perchlorate -ug/L	Chlorate -ug/L	Alkalinity,Total -mg/L	Bicarbonate Alkalinity -mg/L	Carbonate Alkalinity -mg/L	Chloride -mg/L	Total Dissolved Solids -mg/L	Dissolved Organic Carbon -mg/L	Total Organic Carbon -mg/L	Nitrate (as N) -mg/L	Nitrite as N -mg/L	Sulfate -mg/L	Sulfide -mg/L
MW-40	40.33	2086.06	05/11/09	06/17/2009	Unfiltered	840												
MW-40	41.33	2085.063	05/14/2010	06/16/2010	Unfiltered	750	<200	110	140	<1.7	6.9				5.8	<0.017	18	
MW-40	41.33	2085.063	05/14/2010	06/16/2010	Filtered								0.66 Jq					
MW-42	8.05	2081.81	05/20/02	05/28/2002	Unfiltered	37.4			111 Bk		9.7 Bk	219 Bk			<0.019	<0.058	26.9 Bk	
MW-42	9.60	2082.95	07/11/03	07/30/2003	Unfiltered	180												
MW-42	12.20	2080.35	06/17/04	07/01/2004	Unfiltered	200												
MW-42	5.22	2087.33	06/01/05	06/28/2005	Unfiltered	100												
MW-42	6.46	2086.09	05/30/06	06/09/2006	Unfiltered	<0.43												
MW-42	7.44	2085.11	05/30/07	06/21/2007	Unfiltered	4.84												
MW-42	6.73	2085.82	05/13/08	06/09/2008	Unfiltered	<0.5												
MW-42	8.14	2084.41	05/07/09	06/11/2009	Unfiltered	<0.36												
MW-43	5.41	2060.40	05/20/02	05/29/2002	Unfiltered	89.6			79.6		6.4 Bk	146 Bk			0.49 Bk	<0.036	10.1 Bk	
MW-43	6.25	2062.33	07/10/03	07/22/2003	Unfiltered	110												
MW-43	7.38	2061.20	06/18/04	06/25/2004	Unfiltered	140												
MW-43	3.68	2064.897	05/31/06	06/06/2006	Unfiltered	72												
MW-43	4.22	2064.36	05/13/08	05/29/2008	Unfiltered	69.2		82.5	<1	<1	5.92	215	0.555 Jq		0.846		11.7	
MW-43	5.46	2063.117	05/17/2010	06/10/2010	Unfiltered	65 Jd	<1.0	83	100	<1.7	5.7				0.94 Je	<0.017	11	
MW-43	5.46	2063.117	05/17/2010	06/10/2010	Filtered								0.95					
MW-44	32.63	2096.06	12/15/2010	1/19/2011	Unfiltered	990	<1.0	91	110	<1.7	8.6	230			12 Jd	<0.017	16	
MW-44	32.63	2096.06	12/15/2010	1/19/2011	Filtered								0.40 BJkq					
MW-45	0.00	2068.90	05/20/02	05/20/2002	Unfiltered	336			64.9		6.4	143			1.7	<0.036	10.2	
MW-45	0.00	2071.63	07/10/03	07/22/2003	Unfiltered	320												
MW-45	0.00	2071.63	06/18/04	06/25/2004	Unfiltered	300												
MW-45	0.00	2071.63	06/02/05	06/22/2005	Unfiltered	210												
MW-45	0.00	2071.625	05/31/06	06/06/2006	Unfiltered	190												
MW-45	Artesian	Artesian	05/30/07	06/13/2007	Unfiltered	190												
MW-45	0.00	2068.18	05/14/08	06/02/2008	Unfiltered	166			72.5	<1	6	150 Je			1.84		11.1	
MW-45	4.2 PSI	2077.88	05/12/09	06/12/2009	Unfiltered	150												
MW-45	3.80 PSI	2076.954	05/17/2010	06/15/2010	Unfiltered	160	<1.0	73	89	<1.7	4.6				1.6	<0.017	9.2	
MW-45	3.80 PSI	2076.954	05/17/2010	06/15/2010	Filtered								0.27 Jq					

Consolidation Data Summary Table - Groundwater
Beaumont Site 1

	Water Level Data					Non-Metalic Inorganics			Natural Attenuation Parameters									
Sample Location	Depth to Water (feet below ground surface)	Groundwater Elevation (feet above mean sea level)	Elevation Date	Sample Date	Filter Status	Perchlorate -ug/L	Chlorate -ug/L	Alkalinity,Total -mg/L	Bicarbonate Alkalinity -mg/L	Carbonate Alkalinity -mg/L	Chloride -mg/L	Total Dissolved Solids -mg/L	Dissolved Organic Carbon -mg/L	Total Organic Carbon -mg/L	Nitrate (as N) -mg/L	Nitrite as N -mg/L	Sulfate -mg/L	Sulfide -mg/L
MW-46	51.82	2017.58	05/20/02	05/23/2002	Unfiltered	<36			159		7.4	254			0.10	<0.036	10.5	
MW-46	52.79	2019.38	06/18/04	06/29/2004	Unfiltered	<0.46												
MW-46	37.49	2034.68	06/02/05	06/29/2005	Unfiltered	37												
MW-46	46.12	2026.051	05/31/06	07/05/2006	Unfiltered	5.2												
MW-46	51.03	2021.141	05/29/07	06/15/2007	Unfiltered	<0.5												
MW-46	46.06	2026.11	05/13/08	06/03/2008	Unfiltered	<0.5												
MW-46	48.20	2023.97	05/12/09	06/11/2009	Unfiltered	<0.36												
MW-46	51.99	2020.18	11/04/2009	11/16/2009	Unfiltered	0.52												
MW-46	46.97	2025.201	05/17/2010	06/16/2010	Unfiltered	0.22	<1.0	110	140	<1.7	6.3				0.14 Jq	<0.017	12	
MW-46	46.97	2025.201	05/17/2010	06/16/2010	Filtered								2.7					
MW-47	0.00	2077.68	05/20/02	05/20/2002	Unfiltered	12.5												
MW-47	0.00	2077.68	07/10/03	07/22/2003	Unfiltered	16												
MW-47	0.00	2077.68	06/18/04	06/25/2004	Unfiltered	17												
MW-47	0.00	2077.68	06/02/05	06/22/2005	Unfiltered	19												
MW-47	0.00	2077.682	05/31/06	06/07/2006	Unfiltered	9.4												
MW-47	Artesian	Artesian	05/29/07	06/13/2007	Unfiltered	6.7												
MW-47	0.00	2076.67	05/13/08	06/02/2008	Unfiltered	5.89												
MW-47	3.1 PSI	2083.83	05/12/09	06/19/2009	Unfiltered	5.0												
MW-47	3.00 PSI	2083.595	05/17/2010	06/16/2010	Unfiltered	4.8	<1.0	82	100	<1.7	3.8				1.9	<0.017	9.8	
MW-47	3.00 PSI	2083.595	05/17/2010	06/16/2010	Filtered								0.31 Jq					
MW-48	10.29	2066.21	07/10/03	07/22/2003	Unfiltered	<0.46												
MW-48	11.51	2064.99	06/18/04	06/25/2004	Unfiltered	<0.46												
MW-48	6.6	2069.897	05/31/06	06/07/2006	Unfiltered	<0.43												
MW-48	8.75	2067.69	05/13/08	06/03/2008	Unfiltered	<0.5												
MW-48	9.35	2067.085	05/17/2010	06/10/2010	Unfiltered	<0.071 R	<1.0	150	180	<1.7	4.9				<0.11	<0.017	<0.37	
MW-48	9.35	2067.085	05/17/2010	06/10/2010	Filtered								3.2					
MW-49	31.30	2099.62	07/11/03	07/25/2003	Unfiltered	740												
MW-49	34.83	2096.09	06/17/04	07/01/2004	Unfiltered	720												
MW-49	8.51	2122.41	06/01/05	06/28/2005	Unfiltered	940												
MW-49	16.78	2114.14	05/30/06	06/08/2006	Unfiltered	400												

Consolidation Data Summary Table - Groundwater
Beaumont Site 1

	Water Level Data					Non-Metalic Inorganics			Natural Attenuation Parameters									
Sample Location	Depth to Water (feet below ground surface)	Groundwater Elevation (feet above mean sea level)	Elevation Date	Sample Date	Filter Status	Perchlorate -ug/L	Chlorate -ug/L	Alkalinity,Total -mg/L	Bicarbonate Alkalinity -mg/L	Carbonate Alkalinity -mg/L	Chloride -mg/L	Total Dissolved Solids -mg/L	Dissolved Organic Carbon -mg/L	Total Organic Carbon -mg/L	Nitrate (as N) -mg/L	Nitrite as N -mg/L	Sulfate -mg/L	Sulfide -mg/L
MW-49	23.76	2107.16	05/30/07	06/19/2007	Unfiltered	1030												
MW-49	23.27	2107.65	05/13/08	06/09/2008	Unfiltered	413												
MW-49	27.86	2103.06	05/07/09	06/18/2009	Unfiltered	630												
MW-49	29.75	2101.17	05/17/2010	06/10/2010	Unfiltered	790 Jd	<10	71	87	<1.7	4.7				4.3	<0.017	6.0	
MW-49	29.75	2101.17	05/17/2010	06/10/2010	Filtered								6.7					
MW-49	31.60	2099.32	12/15/2010	1/10/2011	Unfiltered	370	<100	61	74	<1.7	5.2	140			4.3	<0.017	5.9	
MW-49	31.60	2099.32	12/15/2010	1/10/2011	Filtered								0.88					
MW-50	47.50	2101.26	05/20/02	05/21/2002	Unfiltered	272			60.7		5.8	121			4.0	<0.036	4.3	
MW-50	51.27	2100.16	12/17/2010	1/18/2011	Unfiltered	450	<1.0	52	63	<1.7	5.8 Bk	130			4.1	<0.017	6.3	
MW-50	51.27	2100.16	12/17/2010	1/18/2011	Filtered								0.63 BJkq					
MW-51	41.70	2094.01	10/29/92	08/20/1992	Unfiltered										25			
MW-51	38.16	2100.20	12/15/2010	1/18/2011	Unfiltered	620	<1.0	62	76	<1.7	6.6 Bk	180			5.6	<0.017	7.0	
MW-51	38.16	2100.20	12/15/2010	1/18/2011	Filtered								2.3 Bk					
MW-52	39.75	2093.78	10/29/92	08/21/1992	Unfiltered										24.6			
MW-52	36.55	2099.63	12/15/2010	1/18/2011	Unfiltered	720	<1.0	62	76	<1.7	5.9 Bk	170			8.1	<0.017	8.1	
MW-52	36.55	2099.63	12/15/2010	1/18/2011	Filtered								0.92 Bk					
MW-53	56.12	2094.51	10/29/92	09/02/1992	Unfiltered										4.7			
MW-53	56.41	2096.88	06/17/04	07/01/2004	Unfiltered	550												
MW-53	27.59	2125.70	06/01/05	06/30/2005	Unfiltered	160												
MW-53	37.56	2115.733	05/31/06	06/30/2006	Unfiltered	190												
MW-53	43.95	2109.343	05/30/07	06/27/2007	Unfiltered	127												
MW-53	44.31	2108.98	05/13/08	06/06/2008	Unfiltered	114												
MW-53	49.26	2104.03	05/07/09	06/11/2009	Unfiltered	98												
MW-53	51.14	2102.153	05/17/2010	06/16/2010	Unfiltered	74	<1.0	55	67	<1.7	4.5				2.2	<0.017	4.7	
MW-53	51.14	2102.153	05/17/2010	06/16/2010	Filtered								0.73					
MW-54	56.02	2094.75	10/29/92	08/25/1992	Unfiltered										33.5			
MW-54	56.31	2097.13	06/17/04	07/08/2004	Unfiltered	1100												
MW-54	27.81	2125.63	06/01/05	07/01/2005	Unfiltered	1100												
MW-54	37.34	2116.095	06/01/06	07/07/2006	Unfiltered	450												
MW-54	43.71	2109.725	05/31/07	06/27/2007	Unfiltered	759												

Consolidation Data Summary Table - Groundwater
Beaumont Site 1

	Water Level Data					Non-Metalic Inorganics			Natural Attenuation Parameters									
Sample Location	Depth to Water (feet below ground surface)	Groundwater Elevation (feet above mean sea level)	Elevation Date	Sample Date	Filter Status	Perchlorate -ug/L	Chlorate -ug/L	Alkalinity,Total -mg/L	Bicarbonate Alkalinity -mg/L	Carbonate Alkalinity -mg/L	Chloride -mg/L	Total Dissolved Solids -mg/L	Dissolved Organic Carbon -mg/L	Total Organic Carbon -mg/L	Nitrate (as N) -mg/L	Nitrite as N -mg/L	Sulfate -mg/L	Sulfide -mg/L
MW-54	44.30	2109.14	05/13/08	06/09/2008	Unfiltered	420												
MW-54	49.20	2104.24	05/07/09	06/17/2009	Unfiltered	830												
MW-54	51.14	2102.295	05/13/2010	06/18/2010	Unfiltered	1000	<200	68	83	<1.7	6.3				11	<0.017	9.2	
MW-54	51.14	2102.295	05/13/2010	06/18/2010	Filtered								0.59 Jq					
MW-55	68.98	2094.55	10/29/92	08/26/1992	Unfiltered										10.6			
MW-55	69.32	2097.34	06/17/04	07/09/2004	Unfiltered	770												
MW-55	50.13	2116.533	06/01/06	07/11/2006	Unfiltered	1000												
MW-55	56.61	2110.053	05/31/07	06/27/2007	Unfiltered	1370												
MW-55	57.30	2109.36	05/14/08	06/12/2008	Unfiltered	1750												
MW-55	62.21	2104.45	05/08/09	06/17/2009	Unfiltered	1600												
MW-55	64.32	2102.34	11/06/2009	11/12/2009	Unfiltered	1700												
MW-55	64.14	2102.523	05/13/2010	06/15/2010	Unfiltered	2500	<500	52	63	<1.7	7.0				9.8	<0.017	6.7	
MW-55	64.14	2102.523	05/13/2010	06/15/2010	Filtered								1.0					
MW-56A	51.22	2089.22	05/20/02	05/22/2002	Unfiltered	<1.8			58.6		13.7	184			0.14	<0.073	11.7	
MW-56A	54.44	2088.65	07/11/03	07/24/2003	Unfiltered	<0.46												
MW-56A	57.85	2085.24	06/17/04	07/06/2004	Unfiltered	<0.46												
MW-56A	41.9	2101.186	05/31/06	07/06/2006	Unfiltered	<0.43												
MW-56A	46.85	2096.24	05/13/08	06/09/2008	Unfiltered	<0.5		103	83	20	15.6	305			<0.05		13.2	
MW-56A	52.72	2090.366	05/17/2010	06/03/2010	Unfiltered	0.98	<1.0	100	110	8.4	12				<0.11	<0.017	12	
MW-56A	52.72	2090.366	05/17/2010	06/03/2010	Filtered								0.26 Jq					
MW-56B	38.66	2101.27	05/20/02	05/28/2002	Unfiltered	469			86.9 Bk		8.6 Bk	236 Bk			9.9	<0.12	10.9 Bk	
MW-56B	42.58	2100.00	07/11/03	07/29/2003	Unfiltered	350												
MW-56B	45.78	2096.80	06/17/04	07/07/2004	Unfiltered	330												
MW-56B	26.94	2115.64	06/01/06	06/29/2006	Unfiltered	450												
MW-56B	33.72	2108.86	05/13/08	06/09/2008	Unfiltered	120		97.5	97.5	<1	9.88	375			10.3		10.6	
MW-56B	40.5	2102.08	05/17/2010	06/03/2010	Unfiltered	460	<1.0	96	120	<1.7	7.8				10	<0.017	9.6	
MW-56B	40.5	2102.08	05/17/2010	06/03/2010	Filtered								3.6					
MW-56C	45.82	2094.32	10/29/92	09/14/1992	Unfiltered										6.2			
MW-56C	42.51	2100.26	07/11/03	07/30/2003	Unfiltered	1500												
MW-56C	45.95	2096.82	06/17/04	07/08/2004	Unfiltered	1100												

Consolidation Data Summary Table - Groundwater
Beaumont Site 1

	Water Level Data					Non-Metalic Inorganics			Natural Attenuation Parameters									
Sample Location	Depth to Water (feet below ground surface)	Groundwater Elevation (feet above mean sea level)	Elevation Date	Sample Date	Filter Status	Perchlorate -ug/L	Chlorate -ug/L	Alkalinity,Total -mg/L	Bicarbonate Alkalinity -mg/L	Carbonate Alkalinity -mg/L	Chloride -mg/L	Total Dissolved Solids -mg/L	Dissolved Organic Carbon -mg/L	Total Organic Carbon -mg/L	Nitrate (as N) -mg/L	Nitrite as N -mg/L	Sulfate -mg/L	Sulfide -mg/L
MW-56C	18.51	2124.26	06/01/05	06/28/2005	Unfiltered	850												
MW-56C	27.37	2115.398	05/31/06	07/07/2006	Unfiltered	910												
MW-56C	33.57	2109.198	05/30/07	06/20/2007	Unfiltered	1040												
MW-56C	34.24	2108.53	05/13/08	06/10/2008	Unfiltered	157		65	65	<1	7.56	185			8.66		9.26	
MW-56C	38.95	2103.82	05/07/09	06/11/2009	Unfiltered	880												
MW-56C	40.94	2101.828	05/17/2010	06/03/2010	Unfiltered	1000	<1.0	65	79	<1.7	5.7				9.2	<0.017	8.3	
MW-56C	40.94	2101.828	05/17/2010	06/03/2010	Filtered								0.83					
MW-56D	45.37	2094.48	10/29/92	09/14/1992	Unfiltered										6			
MW-56D	42.06	2100.42	07/11/03	07/29/2003	Unfiltered	650												
MW-56D	45.72	2096.76	06/17/04	07/08/2004	Unfiltered	660												
MW-56D	26.89	2115.593	05/31/06	07/11/2006	Unfiltered	670												
MW-57A	41.94	2101.40	05/20/02	05/29/2002	Unfiltered	1250			61.8 Bk		7.0 Bk	181 Bk			8.7	<0.12	9.8 Bk	
MW-57A	49.08	2096.90	06/17/04	07/07/2004	Unfiltered	1000												
MW-57A	30.18	2115.801	05/31/06	07/05/2006	Unfiltered	940												
MW-57B	48.90	2094.68	10/29/92	09/17/1992	Unfiltered										8.2			
MW-57B	42.13	2101.45	05/20/02	05/28/2002	Unfiltered	608												
MW-57B	49.22	2096.97	06/17/04	07/07/2004	Unfiltered	350												
MW-57B	30.35	2115.844	05/31/06	07/11/2006	Unfiltered	670												
MW-57C	48.74	2094.64	10/29/92	09/17/1992	Unfiltered										8			
MW-57C	49.04	2096.98	06/17/04	07/07/2004	Unfiltered	680												
MW-57C	30.15	2115.874	05/31/06	07/07/2006	Unfiltered	590												
MW-57D	49.17	2096.93	06/17/04	07/07/2004	Unfiltered	1300												
MW-57D	21.32	2124.78	06/01/05	06/27/2005	Unfiltered	1100												
MW-57D	30.35	2115.75	05/31/06	07/10/2006	Unfiltered	830												
MW-58A	43.94	2094.12	10/29/92	09/17/1992	Unfiltered										7.7			
MW-58A	40.62	2100.11	07/11/03	07/24/2003	Unfiltered	18												
MW-58A	44.24	2096.49	06/17/04	07/06/2004	Unfiltered	260												
MW-58A	25.65	2115.08	05/30/06	06/14/2006	Unfiltered	520												
MW-58B	40.61	2100.17	07/11/03	07/29/2003	Unfiltered	440												
MW-58B	44.10	2096.68	06/17/04	07/06/2004	Unfiltered	350												

Consolidation Data Summary Table - Groundwater
Beaumont Site 1

	Water Level Data					Non-Metalic Inorganics			Natural Attenuation Parameters									
Sample Location	Depth to Water (feet below ground surface)	Groundwater Elevation (feet above mean sea level)	Elevation Date	Sample Date	Filter Status	Perchlorate -ug/L	Chlorate -ug/L	Alkalinity,Total -mg/L	Bicarbonate Alkalinity -mg/L	Carbonate Alkalinity -mg/L	Chloride -mg/L	Total Dissolved Solids -mg/L	Dissolved Organic Carbon -mg/L	Total Organic Carbon -mg/L	Nitrate (as N) -mg/L	Nitrite as N -mg/L	Sulfate -mg/L	Sulfide -mg/L
MW-58B	25.53	2115.25	05/30/06	06/14/2006	Unfiltered	910												
MW-58C	40.93	2100.09	07/11/03	07/28/2003	Unfiltered	1100												
MW-58C	44.45	2096.57	06/17/04	07/06/2004	Unfiltered	1300												
MW-58C	25.94	2115.08	05/30/06	06/14/2006	Unfiltered	620												
MW-58D	37.40	2100.91	05/20/02	05/29/2002	Unfiltered	798			64.9 Bk		7.4 Bk	192 Bk			7.9	<0.12	9.9 Bk	
MW-58D	40.87	2100.07	07/11/03	07/29/2003	Unfiltered	650												
MW-58D	44.42	2096.52	06/17/04	07/06/2004	Unfiltered	320												
MW-58D	16.45	2124.49	06/01/05	06/28/2005	Unfiltered	770												
MW-58D	25.87	2115.07	05/30/06	06/14/2006	Unfiltered	820												
MW-59A	86.50	2090.45	10/29/92	08/28/1992	Unfiltered										10.4			
MW-59A	78.24	2098.71	05/20/02	05/23/2002	Unfiltered	9.8												
MW-59A	74.31	2105.83	05/14/08	06/06/2008	Unfiltered	1180												
MW-59A	81.45	2098.686	05/13/2010	06/10/2010	Unfiltered	1400 Jd	<1000	97	120	<1.7	11				0.63	0.28	9.2	
MW-59A	81.45	2098.686	05/13/2010	06/10/2010	Filtered								1.5					
MW-59B	73.65	2103.53	05/20/02	05/30/2002	Unfiltered	5400			60.7		8.7 Bk	282			17.2	<0.23	16.4 Bk	
MW-59B	67.8	2112.591	05/31/07	06/22/2007	Unfiltered	4180												
MW-59B	70.13	2110.26	05/14/08	06/11/2008	Unfiltered	4190												
MW-59B	74.05	2106.34	05/07/09	06/09/2009	Unfiltered	4000												
MW-59B	76.37	2104.021	05/13/2010	06/10/2010	Unfiltered	4400 Jd	<1000	62	76	<1.7	5.9				14	0.030 J	9.8	
MW-59B	76.37	2104.021	05/13/2010	06/10/2010	Filtered								1.0					
MW-59C	84.82	2091.89	10/29/92	09/16/1992	Unfiltered										2.5			
MW-59C	79.73	2100.20	07/14/03	07/28/2003	Unfiltered	4300												
MW-59C	82.93	2097.00	06/17/04	07/14/2004	Unfiltered	4100												
MW-59C	63.42	2116.509	06/01/06	07/10/2006	Unfiltered	4900												
MW-59D	83.15	2094.17	10/29/92	09/16/1992	Unfiltered										33			
MW-59D	79.05	2101.48	07/14/03	07/29/2003	Unfiltered	4600												
MW-59D	82.80	2097.73	06/17/04	07/14/2004	Unfiltered	5000												
MW-59D	84.68	2095.85	12/13/04	12/16/2004	Unfiltered	5300												
MW-59D	55.03	2125.50	06/01/05	07/06/2005	Unfiltered	6200												
MW-59D	60.14	2120.39	11/28/05	12/14/2005	Unfiltered	6700												

Consolidation Data Summary Table - Groundwater
Beaumont Site 1

	Water Level Data					Non-Metalic Inorganics			Natural Attenuation Parameters									
Sample Location	Depth to Water (feet below ground surface)	Groundwater Elevation (feet above mean sea level)	Elevation Date	Sample Date	Filter Status	Perchlorate -ug/L	Chlorate -ug/L	Alkalinity,Total -mg/L	Bicarbonate Alkalinity -mg/L	Carbonate Alkalinity -mg/L	Chloride -mg/L	Total Dissolved Solids -mg/L	Dissolved Organic Carbon -mg/L	Total Organic Carbon -mg/L	Nitrate (as N) -mg/L	Nitrite as N -mg/L	Sulfate -mg/L	Sulfide -mg/L
MW-59D	63.45	2117.077	06/01/06	07/12/2006	Unfiltered	6900												
MW-59D	66.74	2113.787	12/01/06	12/07/2006	Unfiltered	7080												
MW-59D	69.84	2110.687	05/31/07	06/22/2007	Unfiltered	7100												
MW-59D	72.27	2108.26	11/14/07	11/14/2007	Unfiltered	6940												
MW-59D	71.34	2109.19	05/14/08	06/11/2008	Unfiltered	5670												
MW-59D	73.85	2106.677	12/01/08	11/11/2008	Unfiltered	7040												
MW-59D	75.54	2104.99	05/07/09	06/09/2009	Unfiltered	6100												
MW-59D	77.54	2102.99	11/06/2009	11/12/2009	Unfiltered	6500												
MW-59D	77.48	2103.047	05/13/2010	06/10/2010	Unfiltered	6300 Jd	<1000	55	67	<1.7	7.9				15	<0.017	9.5	
MW-59D	77.48	2103.047	05/13/2010	06/10/2010	Filtered								0.71					
MW-60A	77.77	2101.58	05/20/02	05/24/2002	Unfiltered	<1.8												
MW-60A	85.28	2097.31	06/17/04	07/16/2004	Unfiltered	4400												
MW-60A	87.04	2095.55	12/14/04	12/17/2004	Unfiltered	4800												
MW-60A	60.83	2121.76	06/01/05	07/05/2005	Unfiltered	4700												
MW-60A	63.01	2119.58	11/28/05	12/14/2005	Unfiltered	4100												
MW-60A	65.76	2116.834	06/01/06	07/12/2006	Unfiltered	5100												
MW-60A	68.92	2113.674	12/01/06	12/07/2006	Unfiltered	5910												
MW-60A	74.28	2108.31	05/14/08	06/10/2008	Unfiltered	5360		82.5	82.5	<1	13.4	225			9.03		8.96	
MW-60A	76.51	2106.084	12/01/08	11/11/2008	Unfiltered	5740												
MW-60A	78.15	2104.44	05/08/09	06/09/2009	Unfiltered	5300												
MW-60A	80.12	2102.47	11/06/2009	11/12/2009	Unfiltered	5700												
MW-60A	80.49	2102.104	05/13/2010	06/08/2010	Unfiltered	5400 Jd	<1000	79	96	<1.7	11				8.8	<0.017	8.0	
MW-60A	80.49	2102.104	05/13/2010	06/08/2010	Filtered								0.31 Jq					
MW-60A	81.88	2100.71	12/20/2010	1/6/2011	Unfiltered	4700												
MW-60B	84.67	2094.85	10/29/92	09/17/1992	Unfiltered										2.1			
MW-60B	76.63	2102.89	05/20/02	05/20/2002	Unfiltered	2710												
MW-60B	83.75	2099.02	06/17/04	07/16/2004	Unfiltered	1700												
MW-60B	63.84	2118.928	06/01/06	06/29/2006	Unfiltered	1200												
MW-60B	70.21	2112.558	05/31/07	06/15/2007	Unfiltered	1460												
MW-60B	72.91	2109.86	05/14/08	06/09/2008	Unfiltered	1220		95	35	60	10.3	345			4.07		8.55	

Consolidation Data Summary Table - Groundwater
Beaumont Site 1

	Water Level Data					Non-Metalic Inorganics			Natural Attenuation Parameters									
Sample Location	Depth to Water (feet below ground surface)	Groundwater Elevation (feet above mean sea level)	Elevation Date	Sample Date	Filter Status	Perchlorate -ug/L	Chlorate -ug/L	Alkalinity,Total -mg/L	Bicarbonate Alkalinity -mg/L	Carbonate Alkalinity -mg/L	Chloride -mg/L	Total Dissolved Solids -mg/L	Dissolved Organic Carbon -mg/L	Total Organic Carbon -mg/L	Nitrate (as N) -mg/L	Nitrite as N -mg/L	Sulfate -mg/L	Sulfide -mg/L
MW-60B	76.65	2106.12	05/08/09	06/09/2009	Unfiltered	1200												
MW-60B	78.68	2104.09	11/06/2009	11/12/2009	Unfiltered	1200												
MW-60B	79.45	2103.318	05/13/2010	06/08/2010	Unfiltered	1100 Jd	<1000	100	<1.7	56	8.5				3.7	<0.017	9.7	
MW-60B	79.45	2103.318	05/13/2010	06/08/2010	Filtered								0.53 Jq					
MW-60B	80.70	2102.07	12/20/2010	1/6/2011	Unfiltered	1100												
MW-61A	69.39	2117.56	06/01/06	07/17/2006	Unfiltered	13000												
MW-61A	78.98	2107.97	05/14/08	06/10/2008	Unfiltered	9560												
MW-61A	85.71	2101.24	05/08/09	06/05/2009	Unfiltered	10000												
MW-61A	87.39	2099.563	05/13/2010	06/07/2010	Unfiltered	12000 Jd	<100	450	<1.7	230	13				2.3	0.99	14	
MW-61A	87.39	2099.563	05/13/2010	06/07/2010	Filtered								3.7					
MW-61B	88.30	2095.29	10/29/92	09/16/1992	Unfiltered										4.9			
MW-61B	85.83	2100.94	06/17/04	07/15/2004	Unfiltered	120000												
MW-61B	61.12	2125.65	06/01/05	07/06/2005	Unfiltered	110000												
MW-61B	64.51	2122.258	06/01/06	07/13/2006	Unfiltered	73000												
MW-61B	71.36	2115.408	05/31/07	06/25/2007	Unfiltered	71500												
MW-61B	74.35	2112.42	05/14/08	06/11/2008	Unfiltered	71000		50	50	<1	43.8	510			21.7		26.4	
MW-61B	78.09	2108.68	05/08/09	06/05/2009	Unfiltered	74000												
MW-61B	80.3	2106.468	05/13/2010	06/07/2010	Unfiltered	77000 Jd	<1000	56	68	<1.7	50				21	<0.017	22	
MW-61B	80.3	2106.468	05/13/2010	06/07/2010	Filtered								1.2 Jf					
MW-61B	81.69	2105.08	12/20/2010	1/10/2011	Unfiltered	93000	<10000	58	71	<1.7	52	550			21	<0.017	21	
MW-61B	81.69	2105.08	12/20/2010	1/10/2011	Filtered								10					
MW-61C	90.88	2095.96	06/17/04	07/15/2004	Unfiltered	7300												
MW-61C	71.71	2115.127	06/01/06	07/03/2006	Unfiltered	2200												
MW-61C	79.36	2107.48	05/14/08	06/11/2008	Unfiltered	1580												
MW-61C	83.74	2103.10	05/08/09	06/05/2009	Unfiltered	1300												
MW-61C	85.81	2101.03	11/06/2009	11/12/2009	Unfiltered	1900												
MW-61C	85.1	2101.737	05/13/2010	06/07/2010	Unfiltered	2800 Jd	<100	98	120	<1.7	14				<0.11	<0.017	12	
MW-61C	85.1	2101.737	05/13/2010	06/07/2010	Filtered								3.8					
MW-61C	87.28	2099.56	12/20/2010	1/12/2011	Unfiltered	3000	<500	98	120	<1.7	16	170			0.34	<0.017	7.6	
MW-61C	87.28	2099.56	12/20/2010	1/12/2011	Filtered								1.0					

Consolidation Data Summary Table - Groundwater
Beaumont Site 1

	Water Level Data					Non-Metalic Inorganics			Natural Attenuation Parameters									
Sample Location	Depth to Water (feet below ground surface)	Groundwater Elevation (feet above mean sea level)	Elevation Date	Sample Date	Filter Status	Perchlorate -ug/L	Chlorate -ug/L	Alkalinity,Total -mg/L	Bicarbonate Alkalinity -mg/L	Carbonate Alkalinity -mg/L	Chloride -mg/L	Total Dissolved Solids -mg/L	Dissolved Organic Carbon -mg/L	Total Organic Carbon -mg/L	Nitrate (as N) -mg/L	Nitrite as N -mg/L	Sulfate -mg/L	Sulfide -mg/L
MW-62A	28.18	2100.64	05/20/02	05/28/2002	Unfiltered	1940			68.1 Bk		7.3 Bk	221 Bk			12.0	<0.12	10.8 Bk	
MW-62A	31.80	2099.52	07/11/03	07/28/2003	Unfiltered	1600												
MW-62A	34.68	2096.64	06/17/04	07/02/2004	Unfiltered	620												
MW-62A	14.92	2116.40	06/01/05	06/27/2005	Unfiltered	1100												
MW-62A	18.66	2112.66	05/30/06	06/14/2006	Unfiltered	1300												
MW-62A	23.64	2107.677	05/30/07	06/21/2007	Unfiltered	1570												
MW-62A	24.83	2106.49	05/13/08	06/10/2008	Unfiltered	421												
MW-62A	28.67	2102.65	05/07/09	06/18/2009	Unfiltered	1400												
MW-62A	30.95	2100.367	05/14/2010	06/17/2010	Unfiltered	1400	<200	100	130	<1.7	8.7				16	<0.017	12	
MW-62A	30.95	2100.367	05/14/2010	06/17/2010	Filtered								5.1					
MW-63	51.96	2101.79	05/20/02	05/24/2002	Unfiltered	1520			57.6		7.1	219			12.5	<0.12	9.7 Bk	
MW-64	26.06	2099.70	05/20/02	05/29/2002	Unfiltered	1720												
MW-66	28.77	2099.10	05/20/02	05/29/2002	Unfiltered	1680												
MW-66	34.15	2096.28	07/11/03	07/30/2003	Unfiltered	1100												
MW-66	36.91	2093.52	06/17/04	06/30/2004	Unfiltered	430												
MW-66	28.39	2102.04	06/01/05	07/05/2005	Unfiltered	1600												
MW-66	26.78	2103.647	05/30/06	07/10/2006	Unfiltered	1600												
MW-66	29.34	2101.087	05/30/07	06/25/2007	Unfiltered	1430												
MW-66	30.71	2099.72	11/14/07	11/14/2007	Unfiltered	1310												
MW-66	30.82	2099.61	05/12/08	06/12/2008	Unfiltered	1080												
MW-66	32.85	2097.58	05/07/09	06/19/2009	Unfiltered	1200												
MW-66	34.82	2095.607	05/14/2010	06/17/2010	Unfiltered	1200	<200	140	170	<1.7	8.7				6.7	<0.017	12	
MW-66	34.82	2095.607	05/14/2010	06/17/2010	Filtered								3.2					
MW-67	5.20	1794.34	07/11/03	06/23/2003	Unfiltered	<2.0												
MW-67	5.20	1794.34	07/11/03	07/21/2003	Unfiltered	<0.46												
MW-67	5.39	1794.15	06/17/04	06/24/2004	Unfiltered	<0.46												
MW-67	4.98	1794.56	06/02/05	06/20/2005	Unfiltered	<0.59												
MW-67	4.77	1794.77	11/29/05	12/09/2005	Unfiltered	<0.59												
MW-67	5.59	1793.95	05/30/06	06/06/2006	Unfiltered	<0.43												
MW-67	4.93	1794.61	11/30/06	12/06/2006	Unfiltered	<0.5												

Consolidation Data Summary Table - Groundwater
Beaumont Site 1

	Water Level Data					Non-Metalic Inorganics			Natural Attenuation Parameters									
Sample Location	Depth to Water (feet below ground surface)	Groundwater Elevation (feet above mean sea level)	Elevation Date	Sample Date	Filter Status	Perchlorate -ug/L	Chlorate -ug/L	Alkalinity,Total -mg/L	Bicarbonate Alkalinity -mg/L	Carbonate Alkalinity -mg/L	Chloride -mg/L	Total Dissolved Solids -mg/L	Dissolved Organic Carbon -mg/L	Total Organic Carbon -mg/L	Nitrate (as N) -mg/L	Nitrite as N -mg/L	Sulfate -mg/L	Sulfide -mg/L
MW-67	5.08	1794.46	05/29/07	06/13/2007	Unfiltered	<0.5												
MW-67	4.72	1794.82	11/02/07	11/02/2007	Unfiltered	<0.5							13.3		<0.05		220	
MW-67	5.11	1794.43	05/12/08	05/30/2008	Unfiltered	<0.5							5.35		<0.05		106	
MW-67	5.16	1794.38	12/04/08	11/11/2008	Unfiltered	<1												
MW-67	4.86	1794.68	05/11/09	06/10/2009	Unfiltered	<0.071							7.2		<0.017		96	
MW-67	9.18	1790.36	11/09/2009	11/16/2009	Unfiltered	<0.071												
MW-67	4.68	1794.86	05/13/2010	05/07/2010	Unfiltered	<0.071									<0.11		100	
MW-67	4.68	1794.86	05/13/2010	05/07/2010	Filtered								6.2					
MW-67	4.68	1794.86	05/13/2010	06/14/2010	Unfiltered		<1.0	410	500	<1.7	51					<0.017		
MW-67	4.80	1794.74	12/15/2010	1/7/2011	Unfiltered	0.55												
MW-68	32.85	NA	05/31/07	06/19/2007	Unfiltered	3270												
MW-68	33.93	2110.76	09/12/07	09/28/2007	Unfiltered	3030												
MW-68	34.39	2110.30	11/06/07	11/12/2007	Unfiltered	2860												
MW-68	35.42	2109.27	02/19/08	03/06/2008	Unfiltered	3430												
MW-68	35.31	2109.38	05/12/08	06/04/2008	Unfiltered	3980												
MW-68	37.28	2107.41	05/11/09	06/22/2009	Unfiltered	3600												
MW-68	38.27	2106.42	11/06/2009	11/24/2009	Unfiltered	14000												
MW-68	39.14	2105.552	05/13/2010	06/17/2010	Unfiltered	9600	<2000	310	380	<1.7	100				5.0	<0.017	45	
MW-68	39.14	2105.552	05/13/2010	06/17/2010	Filtered								1.6 Bk					
MW-68	40.55	2104.14	12/15/2010	1/19/2011	Unfiltered	14000												
MW-69	32.77	NA	05/31/07	06/19/2007	Unfiltered	2510												
MW-69	34.27	2108.99	09/12/07	09/28/2007	Unfiltered	2350												
MW-69	35.04	2108.22	11/08/07	11/08/2007	Unfiltered	2360												
MW-69	36.14	2107.12	02/20/08	03/07/2008	Unfiltered	2260												
MW-69	35.44	2107.82	05/12/08	06/06/2008	Unfiltered	2690												
MW-69	38.42	2104.84	05/11/09	06/09/2009	Unfiltered	1300												
MW-69	40.74	2102.524	05/13/2010	06/09/2010	Unfiltered	1200	<10	290	360	<1.7	26				11	<0.017	20	
MW-69	40.74	2102.524	05/13/2010	06/09/2010	Filtered								0.89					
MW-70	28.15	NA	05/31/07	06/15/2007	Unfiltered	<0.5												
MW-70	30.78	1945.37	09/10/07	09/28/2007	Unfiltered	<0.5												

Consolidation Data Summary Table - Groundwater
Beaumont Site 1

	Water Level Data					Non-Metalic Inorganics			Natural Attenuation Parameters									
Sample Location	Depth to Water (feet below ground surface)	Groundwater Elevation (feet above mean sea level)	Elevation Date	Sample Date	Filter Status	Perchlorate -ug/L	Chlorate -ug/L	Alkalinity,Total -mg/L	Bicarbonate Alkalinity -mg/L	Carbonate Alkalinity -mg/L	Chloride -mg/L	Total Dissolved Solids -mg/L	Dissolved Organic Carbon -mg/L	Total Organic Carbon -mg/L	Nitrate (as N) -mg/L	Nitrite as N -mg/L	Sulfate -mg/L	Sulfide -mg/L
MW-70	31.21	1944.94	10/25/07	10/25/2007	Unfiltered	<0.5							3.31		<0.05		88.6	
MW-70	31.05	1945.10	11/08/07	11/08/2007	Unfiltered	<0.5												
MW-70	26.27	1949.88	02/19/08	03/06/2008	Unfiltered	48.5												
MW-70	26.18	1949.97	05/12/08	05/29/2008	Unfiltered	6.91							3.41		0.0573 Jq		69.8	
MW-70	28.12	1948.032	12/04/08	11/10/2008	Unfiltered	<0.5							3.99		<0.05		79.9	<0.4
MW-70	25.89	1950.26	02/26/09	03/24/2009	Unfiltered	13.8							3.81		0.0932 Jq		68.5	<0.4
MW-70	26.17	1949.98	05/11/09	06/10/2009	Unfiltered	<0.36							4.2		<0.017		51	
MW-70	28.63	1947.52	08/12/2009	08/20/2009	Unfiltered	18							2.7		<0.11		45	
MW-70	29.60	1946.55	11/09/2009	11/13/2009	Unfiltered	0.37							3.4		<0.11		53	
MW-70	26.02	1950.13	03/26/10	3/30/2010	Unfiltered	21							2.8 Ba				65	
MW-70	26.02	1950.132	05/13/2010	05/05/2010	Unfiltered	15									<0.11		55	
MW-70	26.02	1950.132	05/13/2010	05/05/2010	Filtered								2.7					
MW-70	26.02	1950.132	05/13/2010	06/10/2010	Unfiltered		<1.0	290	350	<1.7	57					<0.017		
MW-70	27.94	1948.21	8/31/2010	9/13/2010	Unfiltered	2.2								1.9	<0.11		81	
MW-70	27.94	1948.21	8/31/2010	9/13/2010	Filtered								3.0					
MW-70	27.29	1948.86	12/15/2010	1/13/2011	Unfiltered	3.1	<1.0	270	330	<1.7	17	390		3.1	<0.11	<0.017	74	
MW-70	27.29	1948.86	12/15/2010	1/13/2011	Filtered								4.4					
MW-71A	164.03	2029.74	11/06/07	01/08/2008	Unfiltered	<0.5												
MW-71A	158.06	2035.71	02/21/08	02/29/2008	Unfiltered	<0.5												
MW-71A	157.82	2035.95	05/14/08	06/05/2008	Unfiltered	<0.5			115	<1	19.5	255			0.0864 Jq		18.3	
MW-71A	158.85	2034.92	05/08/09	06/05/2009	Unfiltered	<0.36												
MW-71A	161.6	2032.174	05/13/2010	06/07/2010	Unfiltered	<0.071 Rq	<1.0	110	130	<1.7	13				<0.11	<0.017	19	
MW-71A	161.6	2032.174	05/13/2010	06/07/2010	Filtered								0.61 Jq					
MW-71B	49.79	2141.79	11/14/07	11/14/2007	Unfiltered	242												
MW-71B	83.69	2110.18	02/21/08	02/29/2008	Unfiltered	273												
MW-71B	81.71	2112.16	05/14/08	06/05/2008	Unfiltered	263			52.5	<1	6.23	345			26.7		7.85	
MW-71B	84.08	2109.93	05/08/09	06/05/2009	Unfiltered	400												
MW-71B	85.81	2108.20	11/06/2009	11/12/2009	Unfiltered	390												
MW-71C	80.68	2113.33	11/06/07	01/08/2008	Unfiltered	278												
MW-71C	81.96	2112.05	02/21/08	02/29/2008	Unfiltered	295												

Consolidation Data Summary Table - Groundwater
Beaumont Site 1

	Water Level Data					Non-Metalic Inorganics			Natural Attenuation Parameters									
Sample Location	Depth to Water (feet below ground surface)	Groundwater Elevation (feet above mean sea level)	Elevation Date	Sample Date	Filter Status	Perchlorate -ug/L	Chlorate -ug/L	Alkalinity,Total -mg/L	Bicarbonate Alkalinity -mg/L	Carbonate Alkalinity -mg/L	Chloride -mg/L	Total Dissolved Solids -mg/L	Dissolved Organic Carbon -mg/L	Total Organic Carbon -mg/L	Nitrate (as N) -mg/L	Nitrite as N -mg/L	Sulfate -mg/L	Sulfide -mg/L
MW-71C	83.03	2110.98	05/14/08	06/05/2008	Unfiltered	273			57.5	<1	6.96	375			26.8 Je		8.89	
MW-71C	86.52	2107.35	05/08/09	06/05/2009	Unfiltered	2.7												
MW-71C	88.37	2105.501	05/13/2010	06/07/2010	Unfiltered	0.28 Jd	<1.0	100	130	<1.7	8.3				2.0	0.060 Jd	10	
MW-71C	88.37	2105.501	05/13/2010	06/07/2010	Filtered								0.50 Jq					
MW-72A	NA	NA	11/06/07	01/07/2008	Unfiltered	<0.5												
MW-72A	94.29	2104.77	02/21/08	02/29/2008	Unfiltered	<0.5												
MW-72A	88.67	2110.39	05/14/08	05/30/2008	Unfiltered	<0.5		97.5	97.5	<1	8.68	250			<0.05		31.3	
MW-72A	96.43	2102.63	05/08/09	06/04/2009	Unfiltered	<0.36												
MW-72A	83.6	2115.458	05/13/2010	06/04/2010	Unfiltered	<0.071	<1.0	98	120	<1.7	6.1				<0.11	<0.017	31	
MW-72A	83.6	2115.458	05/13/2010	06/04/2010	Filtered								1.9					
MW-72B	NA	NA	11/06/07	01/08/2008	Unfiltered	<0.5												
MW-72B	84.30	2114.92	02/21/08	03/03/2008	Unfiltered	<0.5												
MW-72B	82.90	2116.32	05/14/08	05/30/2008	Unfiltered	<0.5		90	90	<1	8.24	285			3.19		43.6	
MW-72B	91.21	2108.01	05/08/09	06/04/2009	Unfiltered	<0.36												
MW-72B	79.95	2119.27	05/13/2010	06/04/2010	Unfiltered	1.2	<1.0	96	120	<1.7	5.8				2.5	<0.017	42	
MW-72B	79.95	2119.27	05/13/2010	06/04/2010	Filtered								0.71 Ba					
MW-72C	NA	NA	11/06/07	01/07/2008	Unfiltered	<1												
MW-72C	84.14	2115.21	02/21/08	03/03/2008	Unfiltered	44												
MW-72C	82.88	2116.47	05/14/08	05/30/2008	Unfiltered	<0.5		57.5	57.5	<1	8.34	215			3.68		11	
MW-72C	91.33	2108.02	05/08/09	06/11/2009	Unfiltered	<0.36												
MW-72C	79.32	2120.029	05/13/2010	06/04/2010	Unfiltered	0.22	<1.0	54	66	<1.7	6.1				3.9	<0.017	10	
MW-72C	79.32	2120.029	05/13/2010	06/04/2010	Filtered								1.7					
MW-73A	95.36	2094.03	11/06/07	01/08/2008	Unfiltered	<0.5												
MW-73A	109.08	2080.31	02/19/08	03/03/2008	Unfiltered	3.03												
MW-73A	107.60	2081.79	05/14/08	06/02/2008	Unfiltered	2.65			95	<1	7.55	210			1.16		23.6	
MW-73A	111.04	2078.35	05/08/09	06/04/2009	Unfiltered	2.2												
MW-73A	109.34	2080.048	05/13/2010	06/07/2010	Unfiltered	2.2 Jd	<1.0	93	110	<1.7	5.1				1.1	<0.017	16	
MW-73A	109.34	2080.048	05/13/2010	06/07/2010	Filtered								1.0					
MW-73B	89.21	2100.27	11/06/07	01/08/2008	Unfiltered	3.84												
MW-73B	91.51	2097.97	02/19/08	03/03/2008	Unfiltered	<12.5												

Consolidation Data Summary Table - Groundwater
Beaumont Site 1

	Water Level Data					Non-Metalic Inorganics			Natural Attenuation Parameters									
Sample Location	Depth to Water (feet below ground surface)	Groundwater Elevation (feet above mean sea level)	Elevation Date	Sample Date	Filter Status	Perchlorate -ug/L	Chlorate -ug/L	Alkalinity,Total -mg/L	Bicarbonate Alkalinity -mg/L	Carbonate Alkalinity -mg/L	Chloride -mg/L	Total Dissolved Solids -mg/L	Dissolved Organic Carbon -mg/L	Total Organic Carbon -mg/L	Nitrate (as N) -mg/L	Nitrite as N -mg/L	Sulfate -mg/L	Sulfide -mg/L
MW-73B	91.09	2098.39	05/14/08	06/03/2008	Unfiltered	<25		175	175	<1	27.8	1010 Je			1.17		196	
MW-73B	94.91	2094.57	05/08/09	06/04/2009	Unfiltered	<0.36												
MW-73B	93.75	2095.731	05/13/2010	06/07/2010	Unfiltered	4.6 Jd	<1.0	120	150	<1.7	9.5				0.97	<0.017	110	
MW-73B	93.75	2095.731	05/13/2010	06/07/2010	Filtered								1.5					
MW-73C	79.12	2110.53	11/06/07	01/08/2008	Unfiltered	<0.5												
MW-73C	76.75	2112.90	02/19/08	03/03/2008	Unfiltered	<0.5												
MW-73C	78.32	2111.33	05/14/08	05/30/2008	Unfiltered	<0.5		153	153	<1	19.2	405			4.63		39.7	
MW-73C	82.32	2107.33	05/08/09	06/04/2009	Unfiltered	<0.36												
MW-73C	81.67	2107.978	05/13/2010	06/08/2010	Unfiltered	0.49 Jd	<100	120	140	<1.7	6.2				3.5	<0.017	18	
MW-73C	81.67	2107.978	05/13/2010	06/08/2010	Filtered								0.77					
MW-74A	158.54	2041.12	11/06/07	01/07/2008	Unfiltered	7.61												
MW-74A	158.97	2040.69	02/21/08	03/04/2008	Unfiltered	6.72												
MW-74A	158.57	2041.09	05/14/08	06/03/2008	Unfiltered	2.55		145	145	<1	55.9	420 Je			0.744		79	
MW-74A	159.10	2040.56	05/08/09	06/04/2009	Unfiltered	<0.071												
MW-74A	161.06	2038.596	05/13/2010	06/04/2010	Unfiltered	0.45	<1.0	120	150	<1.7	15				<0.11	<0.017	18	
MW-74A	161.06	2038.596	05/13/2010	06/04/2010	Filtered								1.1 Ba					
MW-74B	127.00	2072.81	02/21/08	03/10/2008	Unfiltered	17.3												
MW-74B	124.50	2075.31	05/14/08	06/12/2008	Unfiltered	18.4		180	125	55	281	1340			10.2		379	
MW-74B	117.94	2081.87	05/08/09	06/04/2009	Unfiltered	15												
MW-74B	117.77	2082.035	05/13/2010	06/04/2010	Unfiltered	1.8	<10	200	210	18	38				2.1	0.030 J	220	
MW-74B	117.77	2082.035	05/13/2010	06/04/2010	Filtered								1.6					
MW-74C	83.74	2116.22	11/06/07	01/07/2008	Unfiltered	12												
MW-74C	84.55	2115.41	02/21/08	03/04/2008	Unfiltered	<2.5												
MW-74C	84.71	2115.25	05/14/08	06/03/2008	Unfiltered	10.1		175	175	<1	6.78	335 Je			13.5		14.2	
MW-74C	86.45	2113.51	05/08/09	06/04/2009	Unfiltered	13												
MW-74C	86.81	2113.15	05/13/2010	06/04/2010	Unfiltered	1.1	<1.0	150	190	<1.7	3.3				16	<0.017	11	
MW-74C	86.81	2113.15	05/13/2010	06/04/2010	Filtered								1.9					
MW-75A	53.01	2096.43	09/11/07	09/27/2007	Unfiltered	<0.5												
MW-75A	53.20	2096.24	11/13/07	11/13/2007	Unfiltered	<0.5												
MW-75A	51.50	2097.935	02/20/08	03/04/2008	Unfiltered	<0.5												

Consolidation Data Summary Table - Groundwater
Beaumont Site 1

	Water Level Data					Non-Metalic Inorganics			Natural Attenuation Parameters									
Sample Location	Depth to Water (feet below ground surface)	Groundwater Elevation (feet above mean sea level)	Elevation Date	Sample Date	Filter Status	Perchlorate -ug/L	Chlorate -ug/L	Alkalinity,Total -mg/L	Bicarbonate Alkalinity -mg/L	Carbonate Alkalinity -mg/L	Chloride -mg/L	Total Dissolved Solids -mg/L	Dissolved Organic Carbon -mg/L	Total Organic Carbon -mg/L	Nitrate (as N) -mg/L	Nitrite as N -mg/L	Sulfate -mg/L	Sulfide -mg/L
MW-75A	49.52	2099.92	05/13/08	06/02/2008	Unfiltered	<0.5			68	<1	10.7	200 Je			<0.05		19.6	
MW-75A	56.79	2092.645	05/17/2010	06/02/2010	Unfiltered	<0.071	<1.0	110	87	24	8.5				<0.11	<0.017	20	
MW-75A	56.79	2092.645	05/17/2010	06/02/2010	Filtered								2.8					
MW-75B	42.90	2106.61	09/11/07	09/27/2007	Unfiltered	3.2												
MW-75B	43.93	2105.58	11/13/07	11/13/2007	Unfiltered	2.52												
MW-75B	40.47	2109.042	02/20/08	03/05/2008	Unfiltered	1.57 Jq												
MW-75B	40.65	2108.86	05/13/08	06/02/2008	Unfiltered	<0.5			135	<1	11.8	205 Je			3.63		11.4	
MW-75B	46.31	2103.20	05/12/09	06/12/2009	Unfiltered	0.92 Jq												
MW-75B	47.76	2101.752	05/17/2010	06/02/2010	Unfiltered	1.7	<1.0	110	140	<1.7	6.1				3.1	<0.017	8.7	
MW-75B	47.76	2101.752	05/17/2010	06/02/2010	Filtered								0.82					
MW-75C	43.49	2106.53	09/11/07	09/27/2007	Unfiltered	<0.5												
MW-75C	44.55	2105.47	11/13/07	11/13/2007	Unfiltered	<0.5												
MW-75C	41.99	2108.032	02/20/08	03/05/2008	Unfiltered	<0.5												
MW-75C	41.60	2108.42	05/13/08	06/02/2008	Unfiltered	<0.5			118	<1	6.83	195 Je			0.0564 Jq		12.6	
MW-75C	48.42	2101.602	05/17/2010	06/02/2010	Unfiltered	0.42	<1.0	110	140	<1.7	5.2				0.29	<0.017	14	
MW-75C	48.42	2101.602	05/17/2010	06/02/2010	Filtered								0.94					
MW-76A	20.36	2085.55	09/12/07	09/25/2007	Unfiltered	<0.5												
MW-76A	21.17	2084.74	11/05/07	11/17/2007	Unfiltered	<0.5												
MW-76A	19.88	2086.027	02/20/08	03/06/2008	Unfiltered	<0.5												
MW-76A	19.00	2086.91	05/13/08	06/02/2008	Unfiltered	<0.5			98	15	7.73	<5			<0.05		30.6	
MW-76A	24.64	2081.267	05/17/2010	06/03/2010	Unfiltered	<0.071	<1.0	110	120	4.8	5.6				<0.11	<0.017	28	
MW-76A	24.64	2081.267	05/17/2010	06/03/2010	Filtered								0.57 Jq					
MW-76A	26.36	2079.55	12/16/2010	1/6/2011	Unfiltered	<0.071												
MW-76B	16.02	2089.38	09/12/07	09/25/2007	Unfiltered	<0.5												
MW-76B	17.23	2088.17	11/13/07	11/13/2007	Unfiltered	<0.5												
MW-76B	12.36	2093.042	02/20/08	03/04/2008	Unfiltered	<0.5												
MW-76B	12.21	2093.19	05/13/08	06/03/2008	Unfiltered	<0.5		95	95	<1	5.37	170 Je			<0.05		8.9	
MW-76B	16.28	2089.12	05/12/09	06/12/2009	Unfiltered	<0.36												
MW-76B	17.15	2088.252	05/17/2010	06/03/2010	Unfiltered	<0.071	<1.0	96	120	<1.7	4.0				<0.11	<0.017	8.6	
MW-76B	17.15	2088.252	05/17/2010	06/03/2010	Filtered								1.5					

Consolidation Data Summary Table - Groundwater
Beaumont Site 1

	Water Level Data					Non-Metalic Inorganics			Natural Attenuation Parameters									
Sample Location	Depth to Water (feet below ground surface)	Groundwater Elevation (feet above mean sea level)	Elevation Date	Sample Date	Filter Status	Perchlorate -ug/L	Chlorate -ug/L	Alkalinity,Total -mg/L	Bicarbonate Alkalinity -mg/L	Carbonate Alkalinity -mg/L	Chloride -mg/L	Total Dissolved Solids -mg/L	Dissolved Organic Carbon -mg/L	Total Organic Carbon -mg/L	Nitrate (as N) -mg/L	Nitrite as N -mg/L	Sulfate -mg/L	Sulfide -mg/L
MW-76C	6.45	2099.84	11/05/07	11/17/2007	Unfiltered	<0.5												
MW-76C	4.88	2101.412	02/20/08	03/07/2008	Unfiltered	<0.5												
MW-76C	4.45	2101.84	05/13/08	06/02/2008	Unfiltered	<0.5			80	<1	7.23	165 Je			<0.05		22.8	
MW-76C	10.26	2096.032	05/17/2010	06/03/2010	Unfiltered	<0.071	<1.0	79	96	<1.7	5.4				<0.11	<0.017	21	
MW-76C	10.26	2096.032	05/17/2010	06/03/2010	Filtered								0.96					
MW-77A	14.75	1915.87	09/10/07	09/24/2007	Unfiltered	<0.5												
MW-77A	14.75	1915.87	11/05/07	11/07/2007	Unfiltered	<0.5												
MW-77A	14.75	1915.87	11/05/07	11/07/2007	Unfiltered	<0.5												
MW-77A	11.99	1918.626	02/18/08	03/05/2008	Unfiltered	<0.5												
MW-77A	11.81	1918.81	05/12/08	06/04/2008	Unfiltered	<0.5			80	<1	35.7	630			<0.05		281	
MW-77A	10.86	1919.756	05/14/2010	05/12/2010	Unfiltered	<0.071												
MW-77A	10.86	1919.756	05/14/2010	06/09/2010	Unfiltered		<1.0	64	78	<1.7	30				<0.11	<0.017	280	
MW-77A	10.86	1919.756	05/14/2010	06/09/2010	Filtered								0.93					
MW-77B	17.56	1913.32	09/10/07	09/24/2007	Unfiltered	<0.5												
MW-77B	17.28	1913.60	11/05/07	11/07/2007	Unfiltered	<0.5												
MW-77B	16.35	1914.527	02/18/08	03/05/2008	Unfiltered	<0.5												
MW-77B	16.17	1914.71	05/12/08	06/05/2008	Unfiltered	<0.5			100	<1	30.5	505			0.105		181	
MW-77B	16.32	1914.56	05/11/09	06/12/2009	Unfiltered	<0.36												
MW-77B	15.74	1915.137	05/14/2010	05/12/2010	Unfiltered	<0.071												
MW-77B	15.74	1915.137	05/14/2010	06/09/2010	Unfiltered		<1.0	88	110	<1.7	25				<0.11	<0.017	180	
MW-77B	15.74	1915.137	05/14/2010	06/09/2010	Filtered								1.2					
MW-78	85.29	2097.34	11/06/07	11/17/2007	Unfiltered	29.3												
MW-78	85.35	2097.279	02/20/08	03/07/2008	Unfiltered	31												
MW-78	84.27	2098.36	05/14/08	06/10/2008	Unfiltered	20		200	<1	200	31.4	320			0.165		26	
MW-78	88.32	2094.31	05/08/09	06/10/2009	Unfiltered	9.9												
MW-78	90.22	2092.409	05/14/2010	06/08/2010	Unfiltered	7.4 Jd	<10	150	27	79	7.5				1.9	<0.017	7.3	
MW-78	90.22	2092.409	05/14/2010	06/08/2010	Filtered								2.0					
MW-79A	38.31	2103.69	09/11/07	09/27/2007	Unfiltered	<0.5												
MW-79A	39.26	2102.74	11/05/07	11/12/2007	Unfiltered	<0.5												
MW-79A	37.35	2104.652	02/20/08	03/06/2008	Unfiltered	<0.5												
MW-79A	37.10	2104.90	05/13/08	06/05/2008	Unfiltered	<0.5			100	<1	7.96	235			0.0931 Jq		24.2	

Consolidation Data Summary Table - Groundwater
Beaumont Site 1

	Water Level Data					Non-Metalic Inorganics			Natural Attenuation Parameters									
Sample Location	Depth to Water (feet below ground surface)	Groundwater Elevation (feet above mean sea level)	Elevation Date	Sample Date	Filter Status	Perchlorate -ug/L	Chlorate -ug/L	Alkalinity,Total -mg/L	Bicarbonate Alkalinity -mg/L	Carbonate Alkalinity -mg/L	Chloride -mg/L	Total Dissolved Solids -mg/L	Dissolved Organic Carbon -mg/L	Total Organic Carbon -mg/L	Nitrate (as N) -mg/L	Nitrite as N -mg/L	Sulfate -mg/L	Sulfide -mg/L
MW-79A	43.35	2098.652	05/14/2010	06/09/2010	Unfiltered	<0.071 Rd	<1.0	100	130	<1.7	5.9				<0.11	<0.017	20	
MW-79A	43.35	2098.652	05/14/2010	06/09/2010	Filtered								0.35 Jq					
MW-79C	36.33	2105.74	11/05/07	11/17/2007	Unfiltered	100												
MW-79C	39.41	2102.664	02/20/08	03/07/2008	Unfiltered	81.5												
MW-79C	34.02	2108.05	05/13/08	06/09/2008	Unfiltered	56.4		70	70	<1	6.9	310			7.82		13	
MW-79C	40.75	2101.324	05/14/2010	06/09/2010	Unfiltered	74 Jd	<100	70	85	<1.7	4.7				5.7	<0.017	10	
MW-79C	40.75	2101.324	05/14/2010	06/09/2010	Filtered								2.9					
MW-80	Artesian	Artesian	09/11/07	09/28/2007	Unfiltered	<0.5												
MW-80	Artesian	Artesian	11/05/07	11/12/2007	Unfiltered	<0.5												
MW-80	0.00	2070.47	02/20/08	03/10/2008	Unfiltered	<0.5												
MW-80	0.00	2070.47	05/13/08	06/02/2008	Unfiltered	<0.5			103	<1	6.71	155 Je			<0.05		16	
MW-80	2.92	2067.55	11/04/2009	11/23/2009	Unfiltered	<0.071												
MW-80	0.10 PSI	2070.701	05/14/2010	06/15/2010	Unfiltered	<0.071	<1.0	100	130	<1.7	5.1				<0.11	<0.017	14	
MW-80	0.10 PSI	2070.701	05/14/2010	06/15/2010	Filtered								0.40 Jq					
MW-81	31.28	1979.44	09/10/07	09/25/2007	Unfiltered	<0.5												
MW-81	31.33	1979.39	11/05/07	11/07/2007	Unfiltered	<0.5												
MW-81	25.74	1984.981	02/19/08	03/05/2008	Unfiltered	<0.5												
MW-81	26.02	1984.70	05/12/08	05/30/2008	Unfiltered	<0.5		100	100	<1	25.9	320			<0.05		47.9	
MW-81	26.59	1984.131	05/14/2010	06/14/2010	Unfiltered	<0.071	<1.0	87	74	16	24				<0.11	<0.017	37	
MW-81	26.59	1984.131	05/14/2010	06/14/2010	Filtered								0.60 Jq					
MW-82	25.83	1948.34	08/11/08	08/19/2008	Unfiltered	<0.5							3.69		<0.05		125	<0.4
MW-82	25.87	1948.3	12/04/08	11/07/2008	Unfiltered	<0.5							4.21		0.126		123	<0.4
MW-82	23.59	1950.58	02/26/09	03/25/2009	Unfiltered	<0.5							2.93		<0.05		94.6	<0.4
MW-82	23.70	1950.47	05/11/09	06/11/2009	Unfiltered	<0.36							3.3		<0.017		78	
MW-82	26.17	1948.00	08/12/2009	08/25/2009	Unfiltered	<0.071							2.4		<0.11		65	
MW-82	27.10	1947.07	11/09/2009	11/13/2009	Unfiltered	<0.071							2.3		<0.11		75	
MW-82	23.85	1950.32	03/26/10	3/30/2010	Unfiltered	<0.071							2.1 Ba				73	
MW-82	23.68	1950.49	05/14/2010	05/06/2010	Unfiltered	<0.071									<0.11		73	
MW-82	23.68	1950.49	05/14/2010	05/06/2010	Filtered								2.4					
MW-82	23.68	1950.49	05/14/2010	06/10/2010	Unfiltered		<1.0 UJc	280	340	<1.7	66					<0.017		

Consolidation Data Summary Table - Groundwater
Beaumont Site 1

	Water Level Data					Non-Metalic Inorganics			Natural Attenuation Parameters									
Sample Location	Depth to Water (feet below ground surface)	Groundwater Elevation (feet above mean sea level)	Elevation Date	Sample Date	Filter Status	Perchlorate -ug/L	Chlorate -ug/L	Alkalinity,Total -mg/L	Bicarbonate Alkalinity -mg/L	Carbonate Alkalinity -mg/L	Chloride -mg/L	Total Dissolved Solids -mg/L	Dissolved Organic Carbon -mg/L	Total Organic Carbon -mg/L	Nitrate (as N) -mg/L	Nitrite as N -mg/L	Sulfate -mg/L	Sulfide -mg/L
MW-82	25.51	1948.66	8/31/2010	9/15/2010	Unfiltered	<0.071								1.7	<0.11		53	
MW-82	25.51	1948.66	8/31/2010	9/15/2010	Filtered								2.0					
MW-82	25.06	1949.11	12/15/2010	1/10/2011	Unfiltered	<0.071	<1.0	250	310	<1.7	12	400		2.0	0.14 Jq	<0.017	48	
MW-82	25.06	1949.11	12/15/2010	1/10/2011	Filtered								1.8					
MW-83	25.76	1951.17	08/11/08	08/19/2008	Unfiltered	<0.5							3.57		<0.05		101	0.8 Jq
MW-83	25.27	1951.66	12/04/08	11/07/2008	Unfiltered	<0.5							3.27		0.113		104	0.8 Jq
MW-83	22.09	1954.84	02/26/09	03/24/2009	Unfiltered	<0.5							3.03		0.111		69.5	0.8 Jq
MW-83	22.40	1954.53	05/11/09	06/10/2009	Unfiltered	<0.36							3.5		<0.017		52	
MW-83	25.50	1951.43	08/12/2009	08/25/2009	Unfiltered	<0.071							2		<0.11		70	
MW-83	26.95	1949.98	11/09/2009	11/13/2009	Unfiltered	<0.071							2.1		<0.11		66	
MW-83	22.21	1954.72	03/26/10	3/30/2010	Unfiltered	0.55							2.6 Ba				68	
MW-83	22.24	1954.69	05/14/2010	05/05/2010	Unfiltered	0.40									<0.11		58	
MW-83	22.24	1954.69	05/14/2010	05/05/2010	Filtered								2.6					
MW-83	22.24	1954.69	05/14/2010	06/10/2010	Unfiltered		<1.0	270	330	<1.7	57					<0.017		
MW-83	24.30	1952.63	8/31/2010	9/15/2010	Unfiltered	<0.071								1.7	<0.11		51	
MW-83	24.30	1952.63	8/31/2010	9/15/2010	Filtered								1.8					
MW-83	23.91	1953.02	12/15/2010	1/10/2011	Unfiltered	1.5	<1.0	250	300	<1.7	15	400		2.8	0.11 Jq	<0.017	61	
MW-83	23.91	1953.02	12/15/2010	1/10/2011	Filtered								3.4					
MW-84A				12/03/2008	Unfiltered	<0.5												
MW-84A	62.43	1947.59	02/26/09	02/03/2009	Unfiltered	<0.5												
MW-84A	62.43	1947.59	02/26/09	02/04/2009	Unfiltered	5.19												
MW-84A	62.43	1947.59	02/26/09	03/05/2009	Unfiltered	<0.5												
MW-84A	62.52	1947.50	05/11/09	06/02/2009	Unfiltered	0.68 Jq												
MW-84A	62.85	1947.17	08/13/2009	08/18/2009	Unfiltered	<0.071												
MW-84A	63.21	1946.81	11/09/2009	11/20/2009	Unfiltered	<0.071												
MW-84A	63.34	1946.68	05/14/2010	06/11/2010	Unfiltered	<0.071	<1.0	150	180	<1.7	75				<0.11	<0.017	66	
MW-84A	63.34	1946.68	05/14/2010	06/11/2010	Filtered								3.6					
MW-84B				12/03/2008	Unfiltered	21.3												
MW-84B				12/08/2008	Unfiltered	<0.5												
MW-84B	65.02	1946.17	02/26/09	02/11/2009	Unfiltered	<0.5												

Consolidation Data Summary Table - Groundwater
Beaumont Site 1

	Water Level Data					Non-Metalic Inorganics			Natural Attenuation Parameters									
Sample Location	Depth to Water (feet below ground surface)	Groundwater Elevation (feet above mean sea level)	Elevation Date	Sample Date	Filter Status	Perchlorate -ug/L	Chlorate -ug/L	Alkalinity,Total -mg/L	Bicarbonate Alkalinity -mg/L	Carbonate Alkalinity -mg/L	Chloride -mg/L	Total Dissolved Solids -mg/L	Dissolved Organic Carbon -mg/L	Total Organic Carbon -mg/L	Nitrate (as N) -mg/L	Nitrite as N -mg/L	Sulfate -mg/L	Sulfide -mg/L
MW-84B	65.02	1946.17	02/26/09	03/05/2009	Unfiltered	<0.5												
MW-84B	65.05	1946.14	05/11/09	06/02/2009	Unfiltered	<0.36												
MW-84B	65.43	1945.76	08/13/2009	08/18/2009	Unfiltered	<0.071												
MW-84B	65.80	1945.39	11/09/2009	11/20/2009	Unfiltered	<0.071												
MW-84B	66.95	1944.24	05/14/2010	06/11/2010	Unfiltered	<0.071	<1.0	75	92	<1.7	34				<0.11	<0.017	170	
MW-84B	66.95	1944.24	05/14/2010	06/11/2010	Filtered								0.75					
MW-85A	5.55	1923.76	02/26/09	02/02/2009	Unfiltered	<0.5												
MW-85A	5.55	1923.76	02/26/09	03/02/2009	Unfiltered	<1												
MW-85A	6.20	1923.11	05/11/09	06/10/2009	Unfiltered	<0.36												
MW-85A	7.50	1921.81	08/13/2009	08/18/2009	Unfiltered	<0.071												
MW-85A	8.16	1921.15	11/09/2009	11/20/2009	Unfiltered	<0.071												
MW-85A	5.27	1924.04	05/14/2010	05/12/2010	Unfiltered	<0.071												
MW-85A	5.27	1924.04	05/14/2010	06/09/2010	Unfiltered		<1.0	63	77	<1.7	27				<0.11	<0.017	93	
MW-85A	5.27	1924.04	05/14/2010	06/09/2010	Filtered								0.82					
MW-85B	1.08	1927.66	02/26/09	02/04/2009	Unfiltered	<0.5												
MW-85B	1.08	1927.66	02/26/09	03/02/2009	Unfiltered	<2.5												
MW-85B	3.22	1925.52	05/11/09	06/10/2009	Unfiltered	<0.36												
MW-85B	5.46	1923.28	08/13/2009	08/18/2009	Unfiltered	<0.071												
MW-85B	6.19	1922.55	11/09/2009	11/18/2009	Unfiltered	<0.071												
MW-85B	2.3	1926.44	05/14/2010	05/12/2010	Unfiltered	<0.071												
MW-85B	2.3	1926.44	05/14/2010	06/08/2010	Unfiltered		<1.0	88	100	<1.7	30				<0.11	<0.017	97	
MW-85B	2.3	1926.44	05/14/2010	06/08/2010	Filtered								1.8					
MW-86A	14.90	1908.31	02/26/09	02/03/2009	Unfiltered	<0.5												
MW-86A	14.90	1908.31	02/26/09	03/04/2009	Unfiltered	<0.5												
MW-86A	15.43	1907.78	05/11/09	06/10/2009	Unfiltered	<0.36												
MW-86A	16.44	1906.77	08/13/2009	08/17/2009	Unfiltered	<0.071												
MW-86A	16.97	1906.24	11/09/2009	11/18/2009	Unfiltered	<0.071												
MW-86A	14.55	1908.66	05/14/2010	05/12/2010	Unfiltered	<0.071												
MW-86A	14.55	1908.66	05/14/2010	06/08/2010	Unfiltered		<1.0	63	62	7.2	28				<0.11	<0.017	110	
MW-86A	14.55	1908.66	05/14/2010	06/08/2010	Filtered								1.0					

Consolidation Data Summary Table - Groundwater
Beaumont Site 1

	Water Level Data					Non-Metalic Inorganics			Natural Attenuation Parameters									
Sample Location	Depth to Water (feet below ground surface)	Groundwater Elevation (feet above mean sea level)	Elevation Date	Sample Date	Filter Status	Perchlorate -ug/L	Chlorate -ug/L	Alkalinity,Total -mg/L	Bicarbonate Alkalinity -mg/L	Carbonate Alkalinity -mg/L	Chloride -mg/L	Total Dissolved Solids -mg/L	Dissolved Organic Carbon -mg/L	Total Organic Carbon -mg/L	Nitrate (as N) -mg/L	Nitrite as N -mg/L	Sulfate -mg/L	Sulfide -mg/L
MW-86B	16.50	1906.71	02/26/09	02/03/2009	Unfiltered	<0.5												
MW-86B	16.50	1906.71	02/26/09	03/04/2009	Unfiltered	<0.5												
MW-86B	18.15	1905.06	05/11/09	06/10/2009	Unfiltered	<0.36												
MW-86B	19.15	1904.06	08/13/2009	08/17/2009	Unfiltered	<0.071												
MW-86B	19.67	1903.54	11/09/2009	11/18/2009	Unfiltered	0.80												
MW-86B	17.73	1905.48	05/14/2010	05/12/2010	Unfiltered	0.080 Jq												
MW-86B	17.73	1905.48	05/14/2010	06/08/2010	Unfiltered		<1.0	130	160	<1.7	58				<0.11	<0.017	110	
MW-86B	17.73	1905.48	05/14/2010	06/08/2010	Filtered								2.1					
MW-87A	21.10	1917.82	02/26/09	02/02/2009	Unfiltered	<0.5												
MW-87A	21.10	1917.82	02/26/09	03/04/2009	Unfiltered	<0.5												
MW-87A	21.26	1917.66	05/11/09	06/11/2009	Unfiltered	<0.36												
MW-87A	22.32	1916.60	08/13/2009	08/19/2009	Unfiltered	<0.071												
MW-87A	22.97	1915.95	11/09/2009	11/19/2009	Unfiltered	<0.071												
MW-87A	19.48	1919.44	05/14/2010	05/12/2010	Unfiltered	<0.071												
MW-87A	19.48	1919.44	05/14/2010	06/08/2010	Unfiltered		<1.0	90	90	9.6	30				<0.11	<0.017	110	
MW-87A	19.48	1919.44	05/14/2010	06/08/2010	Filtered								1.5					
MW-87B	19.95	1918.87	02/26/09	02/02/2009	Unfiltered	79.7												
MW-87B	19.95	1918.87	02/26/09	03/04/2009	Unfiltered	35.2												
MW-87B	20.01	1918.81	05/11/09	06/11/2009	Unfiltered	20												
MW-87B	21.16	1917.66	08/13/2009	08/19/2009	Unfiltered	21												
MW-87B	22.02	1916.80	11/09/2009	11/19/2009	Unfiltered	28												
MW-87B	17.65	1921.17	05/14/2010	05/12/2010	Unfiltered	62												
MW-87B	17.65	1921.17	05/14/2010	06/08/2010	Unfiltered		<10	290	350	<1.7	60				25	<0.017	130	
MW-87B	17.65	1921.17	05/14/2010	06/08/2010	Filtered								2.1					
MW-88	35.31	2106.66	02/26/09	02/06/2009	Unfiltered	454												
MW-88	35.31	2106.66	02/26/09	03/06/2009	Unfiltered	481												
MW-88	35.95	2106.02	05/11/09	06/09/2009	Unfiltered	360												
MW-88	36.76	2105.21	08/11/2009	08/17/2009	Unfiltered	450												
MW-88	37.53	2104.44	11/06/2009	11/11/2009	Unfiltered	470												
MW-88	38.58	2103.39	05/13/2010	06/09/2010	Unfiltered	1100	<100	300	360	<1.7	79				10	<0.017	50	

Consolidation Data Summary Table - Groundwater
Beaumont Site 1

	Water Level Data					Non-Metalic Inorganics			Natural Attenuation Parameters									
Sample Location	Depth to Water (feet below ground surface)	Groundwater Elevation (feet above mean sea level)	Elevation Date	Sample Date	Filter Status	Perchlorate -ug/L	Chlorate -ug/L	Alkalinity,Total -mg/L	Bicarbonate Alkalinity -mg/L	Carbonate Alkalinity -mg/L	Chloride -mg/L	Total Dissolved Solids -mg/L	Dissolved Organic Carbon -mg/L	Total Organic Carbon -mg/L	Nitrate (as N) -mg/L	Nitrite as N -mg/L	Sulfate -mg/L	Sulfide -mg/L
MW-88	38.58	2103.39	05/13/2010	06/09/2010	Filtered								1.4					
MW-89	29.97	2100.85	02/26/09	02/04/2009	Unfiltered	2000												
MW-89	29.97	2100.85	02/26/09	03/09/2009	Unfiltered	1820												
MW-89	30.61	2100.21	05/11/09	06/11/2009	Unfiltered	2100												
MW-89	31.45	2099.37	08/11/2009	08/17/2009	Unfiltered	2200												
MW-89	32.22	2098.60	11/09/2009	11/19/2009	Unfiltered	2100												
MW-89	33.33	2097.49	05/13/2010	06/17/2010	Unfiltered	2200	<500	340	410	<1.7	58				11	0.040 J	36	
MW-89	33.33	2097.49	05/13/2010	06/17/2010	Filtered								1.5					
MW-90	41.45	2106.26	02/26/09	02/05/2009	Unfiltered	200												
MW-90	41.45	2106.26	02/26/09	03/06/2009	Unfiltered	200												
MW-90	42.12	2105.59	05/11/09	06/09/2009	Unfiltered	190												
MW-90	42.99	2104.72	08/11/2009	08/17/2009	Unfiltered	210												
MW-90	43.73	2103.98	11/06/2009	11/12/2009	Unfiltered	200												
MW-90	44.72	2102.99	05/13/2010	06/09/2010	Unfiltered	220 Jd	<100	380	400	31	5.0				0.95	0.040 J	13	
MW-90	44.72	2102.99	05/13/2010	06/09/2010	Filtered								2.0					
MW-90	45.56	2102.15	12/15/2010	1/5/2011	Unfiltered	200												
MW-91	37.78	2107.07	02/26/09	02/05/2009	Unfiltered	1890												
MW-91	37.78	2107.07	02/26/09	03/06/2009	Unfiltered	1860												
MW-91	38.26	2106.59	05/11/09	06/09/2009	Unfiltered	1700												
MW-91	38.94	2105.91	08/11/2009	08/17/2009	Unfiltered	1900												
MW-91	39.45	2105.40	11/06/2009	11/11/2009	Unfiltered	2000												
MW-91	40.33	2104.52	05/13/2010	06/09/2010	Unfiltered	1900 Jd	<1000	310	380	<1.7	94				5.7	<0.017	45	
MW-91	40.33	2104.52	05/13/2010	06/09/2010	Filtered								1.9					
MW-92	31.40	1888.43	02/26/09	02/04/2009	Unfiltered	24.9												
MW-92	31.40	1888.43	02/26/09	03/09/2009	Unfiltered	24.5												
MW-92	31.97	1887.86	05/11/09	06/12/2009	Unfiltered	25												
MW-92	33.26	1886.57	08/13/2009	08/19/2009	Unfiltered	26												
MW-92	33.61	1886.22	11/09/2009	11/18/2009	Unfiltered	26												
MW-92	31.61	1888.22	05/14/2010	06/11/2010	Unfiltered	24 Jd	<1.0	160	190	<1.7	50				11	<0.017	85	
MW-92	31.61	1888.22	05/14/2010	06/11/2010	Filtered								6.0					

Consolidation Data Summary Table - Groundwater
Beaumont Site 1

	Water Level Data					Non-Metalic Inorganics			Natural Attenuation Parameters									
Sample Location	Depth to Water (feet below ground surface)	Groundwater Elevation (feet above mean sea level)	Elevation Date	Sample Date	Filter Status	Perchlorate -ug/L	Chlorate -ug/L	Alkalinity,Total -mg/L	Bicarbonate Alkalinity -mg/L	Carbonate Alkalinity -mg/L	Chloride -mg/L	Total Dissolved Solids -mg/L	Dissolved Organic Carbon -mg/L	Total Organic Carbon -mg/L	Nitrate (as N) -mg/L	Nitrite as N -mg/L	Sulfate -mg/L	Sulfide -mg/L
MW-93	34.61	1896.86	02/26/09	02/05/2009	Unfiltered	1.48 Jq												
MW-93	34.61	1896.86	02/26/09	03/09/2009	Unfiltered	3.03												
MW-93	34.78	1896.69	05/11/09	06/19/2009	Unfiltered	<0.71												
MW-93	36.11	1895.36	08/13/2009	08/19/2009	Unfiltered	3.9												
MW-93	36.34	1895.13	11/09/2009	11/19/2009	Unfiltered	2.3												
MW-93	32.97	1898.5	05/14/2010	06/11/2010	Unfiltered	10 Jd	<1.0	310	380	<1.7	82				3.6	0.050 J	120	
MW-93	32.97	1898.5	05/14/2010	06/11/2010	Filtered								3.7					
MW-94	21.92	1914.63	02/26/09	02/02/2009	Unfiltered	4.04												
MW-94	21.92	1914.63	02/26/09	03/09/2009	Unfiltered	<1												
MW-94	21.97	1914.58	05/11/09	06/22/2009	Unfiltered	<0.071												
MW-94	22.92	1913.63	08/13/2009	08/19/2009	Unfiltered	<0.071												
MW-94	23.35	1913.20	11/09/2009	11/19/2009	Unfiltered	<0.071												
MW-94	19.53	1917.02	05/14/2010	06/16/2010	Unfiltered	0.23	<1.0	130	160	<1.7	47				<0.11	<0.017	81	
MW-94	19.53	1917.02	05/14/2010	06/16/2010	Filtered								1.5					
MW-95	21.17	1899.63	02/26/09	02/03/2009	Unfiltered	<0.5												
MW-95	21.17	1899.63	02/26/09	03/09/2009	Unfiltered	<0.5												
MW-95	21.32	1899.48	05/11/09	06/12/2009	Unfiltered	<0.36												
MW-95	22.03	1898.77	08/13/2009	08/18/2009	Unfiltered	0.15												
MW-95	22.25	1898.55	11/09/2009	11/18/2009	Unfiltered	<0.071												
MW-95	20.75	1900.05	05/14/2010	06/11/2010	Unfiltered	<0.071	<1.0	63	65	6.0	29				<0.11	<0.017	110	
MW-95	20.75	1900.05	05/14/2010	06/11/2010	Filtered								0.65 Jq					
MW-96	53.75	1944.88	02/26/09	02/04/2009	Unfiltered	<0.5												
MW-96	53.75	1944.88	02/26/09	03/05/2009	Unfiltered	<0.5												
MW-96	53.77	1944.86	05/11/09	06/02/2009	Unfiltered	<0.36												
MW-96	54.16	1944.47	08/13/2009	08/18/2009	Unfiltered	<0.071												
MW-96	54.52	1944.11	11/09/2009	11/20/2009	Unfiltered	<0.071												
MW-96	54.39	1944.24	05/14/2010	06/11/2010	Unfiltered	<0.071	<1.0	140	170	<1.7	69				<0.11	<0.017	110	
MW-96	54.39	1944.24	05/14/2010	06/11/2010	Filtered								2.1					
MW-97	48.12	1948.35	02/26/09	02/04/2009	Unfiltered	<0.5												
MW-97	48.12	1948.35	02/26/09	03/05/2009	Unfiltered	<0.5												

Consolidation Data Summary Table - Groundwater
Beaumont Site 1

	Water Level Data					Non-Metalic Inorganics			Natural Attenuation Parameters									
Sample Location	Depth to Water (feet below ground surface)	Groundwater Elevation (feet above mean sea level)	Elevation Date	Sample Date	Filter Status	Perchlorate -ug/L	Chlorate -ug/L	Alkalinity,Total -mg/L	Bicarbonate Alkalinity -mg/L	Carbonate Alkalinity -mg/L	Chloride -mg/L	Total Dissolved Solids -mg/L	Dissolved Organic Carbon -mg/L	Total Organic Carbon -mg/L	Nitrate (as N) -mg/L	Nitrite as N -mg/L	Sulfate -mg/L	Sulfide -mg/L
MW-97	49.00	1947.47	05/11/09	06/02/2009	Unfiltered	<0.36												
MW-97	50.10	1946.37	08/13/2009	08/18/2009	Unfiltered	<0.071												
MW-97	50.73	1945.74	11/09/2009	11/20/2009	Unfiltered	<0.071												
MW-97	49.39	1947.08	05/14/2010	06/11/2010	Unfiltered	<0.071	<1.0	160	190	<1.7	66				<0.11	<0.017	76	
MW-97	49.39	1947.08	05/14/2010	06/11/2010	Filtered								2.5					
MW-98A	45.37	2096.31	02/26/09	02/11/2009	Unfiltered	<0.5												
MW-98A	45.37	2096.31	02/26/09	03/10/2009	Unfiltered	<0.5												
MW-98A	45.54	2096.14	05/11/09	06/03/2009	Unfiltered	<0.36												
MW-98A	46.31	2095.37	08/11/2009	08/17/2009	Unfiltered	<0.071												
MW-98A	46.96	2094.72	11/06/2009	11/11/2009	Unfiltered	<0.071												
MW-98A	47.3	2094.38	05/13/2010	06/07/2010	Unfiltered	<0.071 Rc	<10	150	130	25	10				<0.11	<0.017	7.1	
MW-98A	47.3	2094.38	05/13/2010	06/07/2010	Filtered								0.55 Jq					
MW-98B	37.50	2104.23	02/26/09	02/04/2009	Unfiltered	744												
MW-98B	37.50	2104.23	02/26/09	03/10/2009	Unfiltered	539												
MW-98B	37.94	2103.79	05/11/09	06/03/2009	Unfiltered	1500												
MW-98B	38.41	2103.32	08/11/2009	08/17/2009	Unfiltered	1500												
MW-98B	38.81	2102.92	11/06/2009	11/11/2009	Unfiltered	1600												
MW-98B	39.52	2102.21	05/13/2010	06/07/2010	Unfiltered	1400 Jd	<1000	240	290	<1.7	25				15	<0.017	20	
MW-98B	39.52	2102.21	05/13/2010	06/07/2010	Filtered								0.55 Jq					
MW-98B	40.03	2101.70	12/15/2010	1/5/2011	Unfiltered	1400												
MW-99	55.52	2089.11	02/26/09	02/11/2009	Unfiltered	37.2												
MW-99	55.52	2089.11	02/26/09	03/10/2009	Unfiltered	166												
MW-99	55.77	2088.86	05/11/09	06/09/2009	Unfiltered	960												
MW-99	56.35	2088.28	08/11/2009	08/17/2009	Unfiltered	1100												
MW-99	56.91	2087.72	11/06/2009	11/12/2009	Unfiltered	930												
MW-99	57.29	2087.34	05/13/2010	06/09/2010	Unfiltered	850	<1000	580	<6.8	29	38				<0.11	<0.017	24	
MW-99	57.29	2087.34	05/13/2010	06/09/2010	Filtered								2.4					
MW-100	108.97		03/02/09	02/16/2009	Unfiltered	<0.5												
MW-100	108.97		03/02/09	03/10/2009	Unfiltered	<0.5												
MW-100	108.57	1417.22	05/13/09	06/15/2009	Unfiltered	<0.071												

Consolidation Data Summary Table - Groundwater
Beaumont Site 1

	Water Level Data					Non-Metalic Inorganics			Natural Attenuation Parameters									
Sample Location	Depth to Water (feet below ground surface)	Groundwater Elevation (feet above mean sea level)	Elevation Date	Sample Date	Filter Status	Perchlorate -ug/L	Chlorate -ug/L	Alkalinity,Total -mg/L	Bicarbonate Alkalinity -mg/L	Carbonate Alkalinity -mg/L	Chloride -mg/L	Total Dissolved Solids -mg/L	Dissolved Organic Carbon -mg/L	Total Organic Carbon -mg/L	Nitrate (as N) -mg/L	Nitrite as N -mg/L	Sulfate -mg/L	Sulfide -mg/L
MW-100	106.79	1419.00	08/11/2009	08/24/2009	Unfiltered	<0.071												
MW-100	107.97	1417.82	11/09/2009	11/16/2009	Unfiltered	<0.071												
MW-100	100.85	1424.94	03/24/10	3/29/2010	Unfiltered	<0.071												
MW-100	101.82	1423.97	05/17/2010	06/02/2010	Unfiltered	0.072 Jq	<1.0 UJc	20	17	3.6	81				<0.11	<0.017	300	
MW-100	101.82	1423.97	05/17/2010	06/02/2010	Filtered								2.3					
MW-100	108.81	1416.98	12/17/2010	1/4/2011	Unfiltered	<0.071												
MW-101	NA	NA	NA	11/23/2009	Unfiltered	<0.071												
MW-101	11.32	2084.58	03/24/10	3/29/2010	Unfiltered	<0.071												
MW-101	12.03	2083.87	05/14/2010	05/07/2010	Unfiltered	<0.071									<0.11		29	
MW-101	12.03	2083.87	05/14/2010	05/07/2010	Filtered								0.98					
MW-101	12.03	2083.87	05/14/2010	06/10/2010	Unfiltered		<1.0	75	92	<1.7	28					<0.017		
MW-101	15.16	2080.74	9/1/2010	9/13/2010	Unfiltered	<0.071												
MW-101	14.97	2080.93	12/15/2010	1/11/2011	Unfiltered	<0.071	<1.0	72	88	<1.7	6.1	170			<0.11	<0.017	30	
MW-101	14.97	2080.93	12/15/2010	1/11/2011	Filtered								0.98					
MW-102	NA	NA	NA	11/19/2009	Unfiltered	<0.071												
MW-102	31.84	2035.37	03/26/10	3/29/2010	Unfiltered	<0.071												
MW-102	32.86	2034.35	05/17/2010	05/07/2010	Unfiltered	<0.071									<0.11		16	
MW-102	32.86	2034.35	05/17/2010	05/07/2010	Filtered								4.4					
MW-102	32.86	2034.35	05/17/2010	06/16/2010	Unfiltered		<1.0	120	140	<1.7	5.2					<0.017		
MW-102	36.31	2030.90	9/1/2010	9/13/2010	Unfiltered	<0.071												
MW-102	38.46	2028.75	12/17/2010	1/17/2011	Unfiltered	<0.071	<1.0	120	140	<1.7	5.3	160			<0.11	0.030 Jc	16	
MW-102	38.46	2028.75	12/17/2010	1/17/2011	Filtered								0.91					
MW-103	19.27	2056.61	12/17/2010	12/14/2010	Unfiltered	5.6						230	1.4	0.66 Jq				
MW-104	14.54	2072.93	12/17/2010	12/14/2010	Unfiltered	<0.071						200	0.72	0.92				
MW-105	13.85	2078.38	12/17/2010	12/13/2010	Unfiltered	<0.071						240	0.80	0.73				
MW-106	20.05	2065.20	12/17/2010	12/13/2010	Unfiltered	<0.071						380	4.4	5.2				
MW-107	23.38	2061.46	12/17/2010	12/14/2010	Unfiltered	14						380	2.0	2.1				
MW-108	20.69	2066.53	12/17/2010	12/13/2010	Unfiltered	75						200	0.40 Jq	<0.36				
MW-109	14.75	2078.11	12/17/2010	12/13/2010	Unfiltered	440						230	0.40 Jq	0.47 Jq				
OW-01	59.78	2144.84	07/10/03	07/24/2003	Unfiltered	<0.46												

Consolidation Data Summary Table - Groundwater
Beaumont Site 1

	Water Level Data					Non-Metalic Inorganics			Natural Attenuation Parameters									
Sample Location	Depth to Water (feet below ground surface)	Groundwater Elevation (feet above mean sea level)	Elevation Date	Sample Date	Filter Status	Perchlorate -ug/L	Chlorate -ug/L	Alkalinity,Total -mg/L	Bicarbonate Alkalinity -mg/L	Carbonate Alkalinity -mg/L	Chloride -mg/L	Total Dissolved Solids -mg/L	Dissolved Organic Carbon -mg/L	Total Organic Carbon -mg/L	Nitrate (as N) -mg/L	Nitrite as N -mg/L	Sulfate -mg/L	Sulfide -mg/L
OW-01	38.57	2166.05	06/01/05	06/29/2005	Unfiltered	<0.59												
OW-01	48.2	2156.42	06/01/06	06/20/2006	Unfiltered	<0.43												
OW-01	52.29	2152.326	05/31/07	06/11/2007	Unfiltered	<0.5												
OW-01	52.64	2151.98	05/14/08	06/04/2008	Unfiltered	<0.5												
OW-01	54.83	2149.79	05/12/09	06/15/2009	Unfiltered	<0.36												
OW-01	55.04	2149.576	05/13/2010	06/18/2010	Unfiltered	<0.071	<1.0	68	83	<1.7	3.9				0.14 Jq	<0.017	620	
OW-01	55.04	2149.576	05/13/2010	06/18/2010	Filtered								1.2					
OW-02	2.95	2073.65	05/20/02	05/23/2002	Unfiltered	452			60.7		6.3	252			2.9	<0.036	7.6	
OW-02	3.85	2075.12	07/10/03	07/22/2003	Unfiltered	420												
OW-02	4.87	2074.10	06/18/04	06/25/2004	Unfiltered	630												
OW-02	0.88	2078.09	06/02/05	06/22/2005	Unfiltered	630												
OW-02	0.00	2078.969	05/30/06	06/07/2006	Unfiltered	450												
OW-02	0.00	2078.969	05/31/06	06/07/2006	Unfiltered	450												
OW-02	1.99	2076.979	05/30/07	06/13/2007	Unfiltered	466												
OW-02	2.58	2076.39	11/05/07	11/12/2007	Unfiltered	392												
OW-02	1.85	2077.12	05/13/08	06/02/2008	Unfiltered	399												
OW-02	2.45	2076.52	05/12/09	06/12/2009	Unfiltered	340												
OW-02	2.56	2076.409	05/17/2010	06/15/2010	Unfiltered	390	<1.0	67	82	<1.7	4.7				3.1	<0.017	6.9	
OW-02	2.56	2076.409	05/17/2010	06/15/2010	Filtered								1.5					
OW-03	39.81	2101.20	05/20/02	05/24/2002	Unfiltered	<1.8												
OW-08	49.62	1986.71	07/10/03	07/23/2003	Unfiltered	<0.46												
OW-08	51.68	1984.65	06/18/04	06/28/2004	Unfiltered	<0.46												
OW-08	42.52	1993.81	06/01/05	06/29/2005	Unfiltered	<0.59												
OW-08	45.18	1991.15	05/30/06	06/19/2006	Unfiltered	<0.43												
OW-08	45.42	1990.91	05/12/08	06/05/2008	Unfiltered	<0.5												
OW-08	46.11	1990.219	05/14/2010	06/14/2010	Unfiltered	0.39	<1.0	180	210	<1.7	32				3.7	<0.017	230	
OW-08	46.11	1990.219	05/14/2010	06/14/2010	Filtered								0.90					
P-02	17.06	2064.09	07/10/03	07/23/2003	Unfiltered	<0.46												
P-02	19.74	2061.41	06/18/04	06/25/2004	Unfiltered	<0.46												
P-02	13.47	2067.68	06/01/05	06/27/2005	Unfiltered	<0.59												

Consolidation Data Summary Table - Groundwater
Beaumont Site 1

	Water Level Data					Non-Metalic Inorganics			Natural Attenuation Parameters									
Sample Location	Depth to Water (feet below ground surface)	Groundwater Elevation (feet above mean sea level)	Elevation Date	Sample Date	Filter Status	Perchlorate -ug/L	Chlorate -ug/L	Alkalinity,Total -mg/L	Bicarbonate Alkalinity -mg/L	Carbonate Alkalinity -mg/L	Chloride -mg/L	Total Dissolved Solids -mg/L	Dissolved Organic Carbon -mg/L	Total Organic Carbon -mg/L	Nitrate (as N) -mg/L	Nitrite as N -mg/L	Sulfate -mg/L	Sulfide -mg/L
P-02	14.52	2066.631	05/30/06	06/08/2006	Unfiltered	<0.43												
P-02	18.13	2063.021	05/30/07	06/11/2007	Unfiltered	<0.5												
P-02	14.28	2066.87	05/12/08	06/05/2008	Unfiltered	<0.5												
P-02	15.19	2065.96	05/11/09	06/04/2009	Unfiltered	<0.36												
P-02	13.34	2067.811	05/17/2010	06/16/2010	Unfiltered	<0.071	<1.0	240	290	<1.7	55				<0.11	<0.017	250	
P-02	13.34	2067.811	05/17/2010	06/16/2010	Filtered								1.6					
P-03	48.40	2091.85	06/17/04	06/30/2004	Unfiltered	<0.46												
P-03	41.93	2098.32	06/01/05	06/29/2005	Unfiltered	<0.59												
P-03	41.4	2098.845	05/31/06	06/19/2006	Unfiltered	<0.43												
P-03	43.16	2097.085	05/30/07	06/11/2007	Unfiltered	3.17												
P-03	44.39	2095.86	05/14/08	06/04/2008	Unfiltered	<0.5												
P-03	45.86	2094.39	05/07/09	06/08/2009	Unfiltered	<0.36												
P-03	47.02	2093.225	05/13/2010	06/14/2010	Unfiltered	<71	<1000	150	180	<1.7	6.4				<0.11	<0.017	240	
P-03	47.02	2093.225	05/13/2010	06/14/2010	Filtered								1.8					
P-04	25.67	2086.96	07/10/03	07/23/2003	Unfiltered	<0.46												
P-04	26.41	2086.22	06/18/04	06/28/2004	Unfiltered	<0.46												
P-04	19.47	2093.16	05/31/06	06/08/2006	Unfiltered	<0.43												
P-05	58.65	2100.86	05/20/02	05/20/2002	Unfiltered	7.1												
P-05	65.47	2096.73	06/17/04	07/02/2004	Unfiltered	<0.46												
P-05	34.96	2127.24	06/02/05	07/01/2005	Unfiltered	5.9												
P-05	46.51	2115.685	05/30/06	06/21/2006	Unfiltered	4.7												
P-05	53.06	2109.135	05/30/07	06/11/2007	Unfiltered	8												
P-05	52.51	2109.69	05/13/08	06/03/2008	Unfiltered	3.59												
P-05	58.20	2104.00	05/12/09	06/08/2009	Unfiltered	5.0												
P-05	59.7	2102.495	05/17/2010	06/16/2010	Unfiltered	6.2	<1.0	90	110	<1.7	3.5				3.4	<0.017	7.0	
P-05	59.7	2102.495	05/17/2010	06/16/2010	Filtered								1.2					
P-06D	32.20	2002.21	05/12/09	07/16/2009	Unfiltered	<0.071												
P-06D	38.89	1995.52	11/04/2009	11/24/2009	Unfiltered	0.22												
P-06D	28.58	2005.83	03/26/10	4/1/2010	Unfiltered	<0.071												
P-06D	30.37	2004.04	05/17/2010	06/17/2010	Unfiltered	2.1	<1.0	130	150	<1.7	7.2				<0.11	<0.017	23	

Consolidation Data Summary Table - Groundwater
Beaumont Site 1

	Water Level Data					Non-Metalic Inorganics			Natural Attenuation Parameters								
Sample Location	Depth to Water (feet below ground surface)	Groundwater Elevation (feet above mean sea level)	Elevation Date	Sample Date	Filter Status	Perchlorate -ug/L	Chlorate -ug/L	Alkalinity,Total -mg/L	Bicarbonate Alkalinity -mg/L	Carbonate Alkalinity -mg/L	Chloride -mg/L	Total Dissolved Solids -mg/L	Dissolved Organic Carbon -mg/L	Total Organic Carbon -mg/L	Nitrate (as N) -mg/L	Nitrite as N -mg/L	Sulfate -mg/L	Sulfide -mg/L
P-06D	30.37	2004.04	05/17/2010	06/17/2010	Filtered								0.46 BJkq					
P-06S	31.45	2002.99	05/12/09	07/16/2009	Unfiltered	1.3												
P-06S	27.80	2006.64	03/26/10	4/1/2010	Unfiltered	0.32 Bk												
P-06S	29.47	2004.97	05/17/2010	06/17/2010	Unfiltered	<0.071	<1.0	380	470	<1.7	21				0.18 Jq	<0.017	110	
P-06S	29.47	2004.97	05/17/2010	06/17/2010	Filtered								1.7 Bk					
P14-PGW1-100				11/19/2008	Unfiltered	56.1												
P14-PGW1-120				11/19/2008	Unfiltered	192												
TW1	NA	NA	NA	11/06/2007	Unfiltered	<0.5							3.39		0.0577 Jq		91.5	
TW2	NA	NA	NA	11/06/2007	Unfiltered	<0.5							3.55		0.0933 Jq		65.5	

Consolidation Data Summary Table - Groundwater
Beaumont Site 1

	Water Level Data					Metals					
Sample Location	Depth to Water (feet below ground surface)	Groundwater Elevation (feet above mean sea level)	Elevation Date	Sample Date	Filter Status	Arsenic -mg/L	Antimony -mg/L	Barium -mg/L	Beryllium -mg/L	Calcium -mg/L	Cadmium -mg/L
EW-13	81.81	2100.05	06/17/04	07/19/2004	Unfiltered	<0.00308	<0.00209	0.202	<0.000176		<0.000350
EW-13	83.59	2098.27	12/14/04	12/17/2004	Unfiltered	<0.00308	<0.00209	0.0922	<0.000176		<0.000350
EW-13	57.71	2124.15	06/01/05	07/06/2005	Unfiltered	<0.00308	<0.00209	0.156	<0.000176		<0.000350
EW-13	80.54	2105.032	05/13/2010	06/18/2010	Filtered						
EW-13	81.60	2103.97	12/20/2010	1/12/2011	Filtered						
EW-15	75.60	2105.72	05/20/02	05/30/2002	Unfiltered	<0.0014	<0.0018	0.536	<0.000050	76.1	0.0011 BJkq
EW-15	77.75	2106.35	05/13/2010	06/18/2010	Filtered						
EW-15	77.73	2105.82	12/20/2010	1/11/2011	Filtered						
EW-16	80.21	2105.31	12/20/2010	1/20/2011	Filtered						
EW-18	78.36	2106.62	12/20/2010	1/19/2011	Filtered						
F33-TW2	4.49	1955.26	05/14/2010	06/11/2010	Filtered						
F33-TW2	5.47	1954.28	12/15/2010	1/7/2011	Filtered						
F33-TW3	4.69	1951.1	05/14/2010	06/11/2010	Filtered						
F33-TW3	4.79	1951.00	12/15/2010	1/13/2011	Filtered						
F33-TW6	4.75	1945.87	05/14/2010	06/10/2010	Filtered						
F33-TW6	5.30	1945.32	12/15/2010	1/7/2011	Filtered						
F33-TW7	6.47	n/a	05/14/2010	06/10/2010	Filtered						
F34-TW1	4.36	1889.72	05/14/2010	06/11/2010	Filtered						
IW-01	60.44	2100.29	12/17/2010	1/18/2011	Filtered						
IW-02	54.83	2100.18	12/17/2010	1/18/2011	Filtered						
IW-03	38.61	2094.25	12/15/2010	1/17/2011	Filtered						
IW-04	42.21	2092.88	06/17/04	06/30/2004	Unfiltered	<0.00308	<0.00209	0.284	<0.000176		<0.000350
IW-04	35.84	2099.25	06/01/05	06/30/2005	Unfiltered	<0.00308	<0.00209	0.986	<0.000176		<0.000350
IW-04	40.8	2094.29	05/13/2010	06/14/2010	Filtered						
IW-04	41.54	2093.55	12/15/2010	1/17/2011	Filtered						
IW-05	42.30	2094.64	12/15/2010	1/19/2011	Filtered						
MW-01	72.66	2101.64	05/20/02	05/30/2002	Unfiltered	0.0024 BJkq	<0.0018	0.0945	<0.000050	13.0	0.0014 BJkq
MW-01	79.87	2097.11	06/17/04	07/14/2004	Unfiltered	<0.00308	<0.00209	0.101	<0.000176		<0.000350
MW-01	47.84	2129.14	06/01/05	07/05/2005	Unfiltered	<0.00308	<0.00209	0.122	<0.000176		<0.000350
MW-01	67.17	2109.81	05/14/08	06/11/2008	Unfiltered					13.7	

Consolidation Data Summary Table - Groundwater
Beaumont Site 1

	Water Level Data					Metals				
Sample Location	Depth to Water (feet below ground surface)	Groundwater Elevation (feet above mean sea level)	Elevation Date	Sample Date	Filter Status	Cobalt -mg/L	Chromium -mg/L	Chromium, Hexavalent -ug/L	Copper -mg/L	Lead -mg/L
EW-13	81.81	2100.05	06/17/04	07/19/2004	Unfiltered	<0.000696	<0.000350	<0.0050	<0.00134	<0.00236
EW-13	83.59	2098.27	12/14/04	12/17/2004	Unfiltered	<0.000696	<0.000350	<0.0050	<0.00134	<0.00236
EW-13	57.71	2124.15	06/01/05	07/06/2005	Unfiltered	<0.000696	<0.000350	<0.0050	<0.00134	<0.00236
EW-13	80.54	2105.032	05/13/2010	06/18/2010	Filtered					
EW-13	81.60	2103.97	12/20/2010	1/12/2011	Filtered					
EW-15	75.60	2105.72	05/20/02	05/30/2002	Unfiltered	0.00052 BJkq	0.0012 BJkq		0.0015 Jq	0.0095 Bk
EW-15	77.75	2106.35	05/13/2010	06/18/2010	Filtered					
EW-15	77.73	2105.82	12/20/2010	1/11/2011	Filtered					
EW-16	80.21	2105.31	12/20/2010	1/20/2011	Filtered					
EW-18	78.36	2106.62	12/20/2010	1/19/2011	Filtered					
F33-TW2	4.49	1955.26	05/14/2010	06/11/2010	Filtered					
F33-TW2	5.47	1954.28	12/15/2010	1/7/2011	Filtered					
F33-TW3	4.69	1951.1	05/14/2010	06/11/2010	Filtered					
F33-TW3	4.79	1951.00	12/15/2010	1/13/2011	Filtered					
F33-TW6	4.75	1945.87	05/14/2010	06/10/2010	Filtered					
F33-TW6	5.30	1945.32	12/15/2010	1/7/2011	Filtered					
F33-TW7	6.47	n/a	05/14/2010	06/10/2010	Filtered					
F34-TW1	4.36	1889.72	05/14/2010	06/11/2010	Filtered					
IW-01	60.44	2100.29	12/17/2010	1/18/2011	Filtered					
IW-02	54.83	2100.18	12/17/2010	1/18/2011	Filtered					
IW-03	38.61	2094.25	12/15/2010	1/17/2011	Filtered					
IW-04	42.21	2092.88	06/17/04	06/30/2004	Unfiltered	<0.000696	<0.000350	0.21 Bk	<0.00134	<0.00236
IW-04	35.84	2099.25	06/01/05	06/30/2005	Unfiltered	<0.000696	<0.000350	<0.0050	<0.00134	<0.00236
IW-04	40.8	2094.29	05/13/2010	06/14/2010	Filtered					
IW-04	41.54	2093.55	12/15/2010	1/17/2011	Filtered					
IW-05	42.30	2094.64	12/15/2010	1/19/2011	Filtered					
MW-01	72.66	2101.64	05/20/02	05/30/2002	Unfiltered	<0.00018	0.0034 BJkq		0.00091 Jq	0.0172 Bk
MW-01	79.87	2097.11	06/17/04	07/14/2004	Unfiltered	<0.000696	<0.000350	2.4	<0.00134	<0.00236
MW-01	47.84	2129.14	06/01/05	07/05/2005	Unfiltered	<0.000696	<0.000350	0.57	<0.00134	<0.00236
MW-01	67.17	2109.81	05/14/08	06/11/2008	Unfiltered					

Consolidation Data Summary Table - Groundwater
Beaumont Site 1

Sample Location	Water Level Data					Metals					
	Depth to Water (feet below ground surface)	Groundwater Elevation (feet above mean sea level)	Elevation Date	Sample Date	Filter Status	Magnesium -mg/L	Manganese -mg/L	Mercury -ug/L	Molybdenum -mg/L	Nickel -mg/L	Potassium -mg/L
EW-13	81.81	2100.05	06/17/04	07/19/2004	Unfiltered			<0.0672	0.00808	<0.00137	
EW-13	83.59	2098.27	12/14/04	12/17/2004	Unfiltered			<0.0672	<0.000800	<0.00137	
EW-13	57.71	2124.15	06/01/05	07/06/2005	Unfiltered			<0.0672	<0.000800	<0.00137	
EW-13	80.54	2105.032	05/13/2010	06/18/2010	Filtered		0.017 Jq				
EW-13	81.60	2103.97	12/20/2010	1/12/2011	Filtered		0.0062 Jq				
EW-15	75.60	2105.72	05/20/02	05/30/2002	Unfiltered	9.08		<0.039	0.0013 BJkq	0.0032 BJkq	2.92
EW-15	77.75	2106.35	05/13/2010	06/18/2010	Filtered		0.210				
EW-15	77.73	2105.82	12/20/2010	1/11/2011	Filtered		0.12				
EW-16	80.21	2105.31	12/20/2010	1/20/2011	Filtered		0.078				
EW-18	78.36	2106.62	12/20/2010	1/19/2011	Filtered		0.20				
F33-TW2	4.49	1955.26	05/14/2010	06/11/2010	Filtered		0.470				
F33-TW2	5.47	1954.28	12/15/2010	1/7/2011	Filtered		0.42				
F33-TW3	4.69	1951.1	05/14/2010	06/11/2010	Filtered		0.500				
F33-TW3	4.79	1951.00	12/15/2010	1/13/2011	Filtered		0.015				
F33-TW6	4.75	1945.87	05/14/2010	06/10/2010	Filtered		0.250				
F33-TW6	5.30	1945.32	12/15/2010	1/7/2011	Filtered		0.18				
F33-TW7	6.47	n/a	05/14/2010	06/10/2010	Filtered		0.650				
F34-TW1	4.36	1889.72	05/14/2010	06/11/2010	Filtered		0.056				
IW-01	60.44	2100.29	12/17/2010	1/18/2011	Filtered		0.39				
IW-02	54.83	2100.18	12/17/2010	1/18/2011	Filtered		0.36				
IW-03	38.61	2094.25	12/15/2010	1/17/2011	Filtered		0.42				
IW-04	42.21	2092.88	06/17/04	06/30/2004	Unfiltered			<0.0672	<0.000800	<0.00137	
IW-04	35.84	2099.25	06/01/05	06/30/2005	Unfiltered			<0.0672	<0.000800	<0.00137	
IW-04	40.8	2094.29	05/13/2010	06/14/2010	Filtered		0.660				
IW-04	41.54	2093.55	12/15/2010	1/17/2011	Filtered		0.66				
IW-05	42.30	2094.64	12/15/2010	1/19/2011	Filtered		0.26				
MW-01	72.66	2101.64	05/20/02	05/30/2002	Unfiltered	1.64		<0.039	0.0103	0.00096 BJkq	1.49 Bak
MW-01	79.87	2097.11	06/17/04	07/14/2004	Unfiltered			<0.0672	0.00836	<0.00137	
MW-01	47.84	2129.14	06/01/05	07/05/2005	Unfiltered			<0.0672	0.00792	<0.00137	
MW-01	67.17	2109.81	05/14/08	06/11/2008	Unfiltered	1.72					1.86 Jq

Consolidation Data Summary Table - Groundwater
Beaumont Site 1

	Water Level Data					Metals					
Sample Location	Depth to Water (feet below ground surface)	Groundwater Elevation (feet above mean sea level)	Elevation Date	Sample Date	Filter Status	Silver -mg/L	Selenium -mg/L	Sodium -mg/L	Thallium -mg/L	Vanadium -mg/L	Zinc -mg/L
EW-13	81.81	2100.05	06/17/04	07/19/2004	Unfiltered	<0.000400	<0.00295		<0.00233	<0.000314	<0.000848
EW-13	83.59	2098.27	12/14/04	12/17/2004	Unfiltered	<0.000400	<0.00295		<0.00233	<0.000314	<0.000848
EW-13	57.71	2124.15	06/01/05	07/06/2005	Unfiltered	<0.000400	<0.00295		<0.00233	<0.000314	<0.000848
EW-13	80.54	2105.032	05/13/2010	06/18/2010	Filtered						
EW-13	81.60	2103.97	12/20/2010	1/12/2011	Filtered						
EW-15	75.60	2105.72	05/20/02	05/30/2002	Unfiltered	<0.00025	<0.0026	58.4	<0.00075	<0.00049	0.0061 BJkq
EW-15	77.75	2106.35	05/13/2010	06/18/2010	Filtered						
EW-15	77.73	2105.82	12/20/2010	1/11/2011	Filtered						
EW-16	80.21	2105.31	12/20/2010	1/20/2011	Filtered						
EW-18	78.36	2106.62	12/20/2010	1/19/2011	Filtered						
F33-TW2	4.49	1955.26	05/14/2010	06/11/2010	Filtered						
F33-TW2	5.47	1954.28	12/15/2010	1/7/2011	Filtered						
F33-TW3	4.69	1951.1	05/14/2010	06/11/2010	Filtered						
F33-TW3	4.79	1951.00	12/15/2010	1/13/2011	Filtered						
F33-TW6	4.75	1945.87	05/14/2010	06/10/2010	Filtered						
F33-TW6	5.30	1945.32	12/15/2010	1/7/2011	Filtered						
F33-TW7	6.47	n/a	05/14/2010	06/10/2010	Filtered						
F34-TW1	4.36	1889.72	05/14/2010	06/11/2010	Filtered						
IW-01	60.44	2100.29	12/17/2010	1/18/2011	Filtered						
IW-02	54.83	2100.18	12/17/2010	1/18/2011	Filtered						
IW-03	38.61	2094.25	12/15/2010	1/17/2011	Filtered						
IW-04	42.21	2092.88	06/17/04	06/30/2004	Unfiltered	<0.000400	<0.00295		<0.00233	<0.000314	<0.000848
IW-04	35.84	2099.25	06/01/05	06/30/2005	Unfiltered	<0.000400	<0.00295		<0.00233	<0.000314	0.0150 Bk
IW-04	40.8	2094.29	05/13/2010	06/14/2010	Filtered						
IW-04	41.54	2093.55	12/15/2010	1/17/2011	Filtered						
IW-05	42.30	2094.64	12/15/2010	1/19/2011	Filtered						
MW-01	72.66	2101.64	05/20/02	05/30/2002	Unfiltered	<0.00025	<0.0026	41.9	<0.00075	<0.00049	0.0049 BJkq
MW-01	79.87	2097.11	06/17/04	07/14/2004	Unfiltered	<0.000400	<0.00295		<0.00233	<0.000314	0.0167
MW-01	47.84	2129.14	06/01/05	07/05/2005	Unfiltered	<0.000400	<0.00295		<0.00233	<0.000314	<0.000848
MW-01	67.17	2109.81	05/14/08	06/11/2008	Unfiltered			43.9			

Consolidation Data Summary Table - Groundwater
Beaumont Site 1

	Water Level Data					Metals					
Sample Location	Depth to Water (feet below ground surface)	Groundwater Elevation (feet above mean sea level)	Elevation Date	Sample Date	Filter Status	Arsenic -mg/L	Antimony -mg/L	Barium -mg/L	Beryllium -mg/L	Calcium -mg/L	Cadmium -mg/L
MW-01	73.65	2103.329	05/13/2010	06/10/2010	Filtered						
MW-02	65.05	2102.41	05/20/02	05/29/2002	Unfiltered	0.0029 BJkq	<0.0018	0.0788	<0.000050	25.0	<0.000095
MW-02	72.73	2097.37	06/17/04	07/09/2004	Unfiltered	<0.00308	<0.00209	0.0746	<0.000176		<0.000350
MW-02	44.73	2125.37	06/01/05	07/05/2005	Unfiltered	<0.00308	<0.00209	0.0571	<0.000176		<0.000350
MW-02	52.95	2117.152	05/31/06	07/03/2006	Unfiltered	<0.00308			<0.000176		<0.000350
MW-02	52.95	2117.152	05/31/06	07/03/2006	Filtered	<0.00308			<0.000176		<0.000350
MW-02	60.68	2109.42	05/14/08	06/12/2008	Unfiltered					20.6	
MW-02	67.5	2102.602	05/13/2010	06/09/2010	Filtered						
MW-03	124.50	2041.94	05/20/02	05/22/2002	Unfiltered	<0.0015	0.0022 BJkq	0.0042 Jq	<0.000093	1.68	<0.00030
MW-03	131.41	2037.95	06/17/04	07/15/2004	Unfiltered	<0.00308	<0.00209	<0.000719	<0.000176		<0.000350
MW-03	123.52	2045.84	05/14/08	06/13/2008	Unfiltered					2.82	
MW-03	126.98	2042.376	05/13/2010	06/09/2010	Filtered						
MW-05	19.91	2098.80	05/20/02	05/29/2002	Unfiltered	0.0049 BJkq	<0.0018	0.101	<0.000050	41.2	<0.000095
MW-05	26.25	2095.15	06/17/04	07/02/2004	Unfiltered	<0.00308	<0.00209	0.0930	<0.000176		<0.000350
MW-05	14.80	2106.60	06/01/05	06/27/2005	Unfiltered	<0.00308	<0.00209	0.0929	<0.000176		<0.000350
MW-05	18.37	2103.03	05/13/08	06/10/2008	Unfiltered					35.9	
MW-05	22.9	2098.499	05/13/2010	06/15/2010	Filtered						
MW-06	21.88	2097.23	05/20/02	05/23/2002	Unfiltered	<0.0014	0.0025 BJakq	0.0741	<0.000050	21.1	0.00023 BJkq
MW-06	29.22	2092.54	06/17/04	07/02/2004	Unfiltered	<0.00308	<0.00209	0.0532	<0.000176		<0.000350
MW-06	20.61	2101.15	05/13/08	06/11/2008	Unfiltered					23.3	
MW-06	25.64	2096.119	05/14/2010	06/15/2010	Filtered						
MW-07	72.13	2101.71	05/20/02	05/21/2002	Unfiltered	0.0016 Jq	<0.0018	0.0366	0.000053 Jq	14.6	0.00048 BJakq
MW-07	79.27	2097.25	06/17/04	07/15/2004	Unfiltered	<0.00308	<0.00209	0.0341	<0.000176		<0.000350
MW-07	66.60	2109.92	05/14/08	06/06/2008	Unfiltered					19.7	
MW-07	73.15	2103.365	05/13/2010	06/15/2010	Filtered						
MW-08	17.78	2072.75	06/18/04	06/29/2004	Unfiltered	<0.00308	<0.00209	0.0460	<0.000176		<0.000350
MW-08	11.58	2078.95	06/02/05	06/22/2005	Unfiltered	<0.00308	<0.00209	0.0510	<0.000176		<0.000350
MW-08	13.65	2076.88	05/13/08	06/03/2008	Unfiltered					24.5	
MW-08	15.46	2075.07	05/17/2010	06/15/2010	Filtered						
MW-09	6.28	2082.88	06/18/04	06/29/2004	Unfiltered	<0.00308	<0.00209	0.0412	<0.000176		<0.000350

Consolidation Data Summary Table - Groundwater
Beaumont Site 1

Sample Location	Water Level Data			Sample Date	Filter Status	Metals				
	Depth to Water (feet below ground surface)	Groundwater Elevation (feet above mean sea level)	Elevation Date			Cobalt -mg/L	Chromium -mg/L	Chromium, Hexavalent -ug/L	Copper -mg/L	Lead -mg/L
MW-01	73.65	2103.329	05/13/2010	06/10/2010	Filtered					
MW-02	65.05	2102.41	05/20/02	05/29/2002	Unfiltered	<0.00018	0.0030 BJkq		0.0012 BJkq	<0.00066
MW-02	72.73	2097.37	06/17/04	07/09/2004	Unfiltered	<0.000696	<0.000350	1.3	<0.00134	<0.00236
MW-02	44.73	2125.37	06/01/05	07/05/2005	Unfiltered	<0.000696	<0.000350	0.73	<0.00134	<0.00236
MW-02	52.95	2117.152	05/31/06	07/03/2006	Unfiltered			1.3		<0.00236
MW-02	52.95	2117.152	05/31/06	07/03/2006	Filtered					<0.00236
MW-02	60.68	2109.42	05/14/08	06/12/2008	Unfiltered					
MW-02	67.5	2102.602	05/13/2010	06/09/2010	Filtered					
MW-03	124.50	2041.94	05/20/02	05/22/2002	Unfiltered	<0.00034	0.0031 BJkq		0.0015 BJakq	0.0023 Jq
MW-03	131.41	2037.95	06/17/04	07/15/2004	Unfiltered	<0.000696	<0.000350	<0.0050	<0.00134	<0.00236
MW-03	123.52	2045.84	05/14/08	06/13/2008	Unfiltered					
MW-03	126.98	2042.376	05/13/2010	06/09/2010	Filtered					
MW-05	19.91	2098.80	05/20/02	05/29/2002	Unfiltered	0.00032 BJkq	0.0046 BJkq		0.0026 BJkq	0.0020 BJkq
MW-05	26.25	2095.15	06/17/04	07/02/2004	Unfiltered	<0.000696	<0.000350	0.27	<0.00134	<0.00236
MW-05	14.80	2106.60	06/01/05	06/27/2005	Unfiltered	<0.000696	<0.000350	2.2	<0.00134	<0.00236
MW-05	18.37	2103.03	05/13/08	06/10/2008	Unfiltered					
MW-05	22.9	2098.499	05/13/2010	06/15/2010	Filtered					
MW-06	21.88	2097.23	05/20/02	05/23/2002	Unfiltered	0.00024 BJaq	<0.00025		<0.00072	<0.00066
MW-06	29.22	2092.54	06/17/04	07/02/2004	Unfiltered	<0.000696	<0.000350	0.23	<0.00134	<0.00236
MW-06	20.61	2101.15	05/13/08	06/11/2008	Unfiltered					
MW-06	25.64	2096.119	05/14/2010	06/15/2010	Filtered					
MW-07	72.13	2101.71	05/20/02	05/21/2002	Unfiltered	0.00037 Jq	0.0047 BJkq		0.0020 BJakq	0.0028 BJakq
MW-07	79.27	2097.25	06/17/04	07/15/2004	Unfiltered	<0.000696	<0.000350	1.1	<0.00134	<0.00236
MW-07	66.60	2109.92	05/14/08	06/06/2008	Unfiltered					
MW-07	73.15	2103.365	05/13/2010	06/15/2010	Filtered					
MW-08	17.78	2072.75	06/18/04	06/29/2004	Unfiltered	<0.000696	<0.000350	0.24 Bk	<0.00134	<0.00236
MW-08	11.58	2078.95	06/02/05	06/22/2005	Unfiltered	<0.000696	<0.000350	<0.0050	<0.00134	<0.00236
MW-08	13.65	2076.88	05/13/08	06/03/2008	Unfiltered					
MW-08	15.46	2075.07	05/17/2010	06/15/2010	Filtered					
MW-09	6.28	2082.88	06/18/04	06/29/2004	Unfiltered	<0.000696	<0.000350	0.45 Bk	<0.00134	<0.00236

Consolidation Data Summary Table - Groundwater
Beaumont Site 1

	Water Level Data					Metals					
Sample Location	Depth to Water (feet below ground surface)	Groundwater Elevation (feet above mean sea level)	Elevation Date	Sample Date	Filter Status	Magnesium -mg/L	Manganese -mg/L	Mercury -ug/L	Molybdenum -mg/L	Nickel -mg/L	Potassium -mg/L
MW-01	73.65	2103.329	05/13/2010	06/10/2010	Filtered		<0.0012				
MW-02	65.05	2102.41	05/20/02	05/29/2002	Unfiltered	4.09		0.11 BJkq	0.0027 BJkq	0.0015 BJkq	0.638 Bak
MW-02	72.73	2097.37	06/17/04	07/09/2004	Unfiltered			<0.0672	<0.000800	<0.00137	
MW-02	44.73	2125.37	06/01/05	07/05/2005	Unfiltered			<0.0672	<0.000800	<0.00137	
MW-02	52.95	2117.152	05/31/06	07/03/2006	Unfiltered						
MW-02	52.95	2117.152	05/31/06	07/03/2006	Filtered						
MW-02	60.68	2109.42	05/14/08	06/12/2008	Unfiltered	3.33					0.776 Jq
MW-02	67.5	2102.602	05/13/2010	06/09/2010	Filtered		<0.0012				
MW-03	124.50	2041.94	05/20/02	05/22/2002	Unfiltered	0.0375 BJakq		0.14 BJkq	0.0138	0.0019 BJakq	0.390 BJakq
MW-03	131.41	2037.95	06/17/04	07/15/2004	Unfiltered			<0.0672	0.0132	<0.00137	
MW-03	123.52	2045.84	05/14/08	06/13/2008	Unfiltered	<0.1					0.482 Jq
MW-03	126.98	2042.376	05/13/2010	06/09/2010	Filtered		<0.0012				
MW-05	19.91	2098.80	05/20/02	05/29/2002	Unfiltered	7.58		0.13 BJkq	0.0057	0.0023 BJkq	1.14 Bak
MW-05	26.25	2095.15	06/17/04	07/02/2004	Unfiltered			<0.0672	<0.000800	<0.00137	
MW-05	14.80	2106.60	06/01/05	06/27/2005	Unfiltered			<0.0672	<0.000800	<0.00137	
MW-05	18.37	2103.03	05/13/08	06/10/2008	Unfiltered	6.6					1.32 Jq
MW-05	22.9	2098.499	05/13/2010	06/15/2010	Filtered		<0.0025				
MW-06	21.88	2097.23	05/20/02	05/23/2002	Unfiltered	2.30		0.18 BJkq	0.0055 Bk	0.0013 BJakq	0.947 Bak
MW-06	29.22	2092.54	06/17/04	07/02/2004	Unfiltered			<0.0672	<0.000800	<0.00137	
MW-06	20.61	2101.15	05/13/08	06/11/2008	Unfiltered	2.83					1.14 BJaq
MW-06	25.64	2096.119	05/14/2010	06/15/2010	Filtered		0.140				
MW-07	72.13	2101.71	05/20/02	05/21/2002	Unfiltered	2.38		0.16 BJkq	0.0016 BJkq	0.0042 BJkq	1.46
MW-07	79.27	2097.25	06/17/04	07/15/2004	Unfiltered			<0.0672	<0.000800	<0.00137	
MW-07	66.60	2109.92	05/14/08	06/06/2008	Unfiltered	3.07					1.74 Jq
MW-07	73.15	2103.365	05/13/2010	06/15/2010	Filtered		<0.0025				
MW-08	17.78	2072.75	06/18/04	06/29/2004	Unfiltered			<0.0672	0.00553	<0.00137	
MW-08	11.58	2078.95	06/02/05	06/22/2005	Unfiltered			<0.0672	0.00662	<0.00137	
MW-08	13.65	2076.88	05/13/08	06/03/2008	Unfiltered	3.37					1.11 Jq
MW-08	15.46	2075.07	05/17/2010	06/15/2010	Filtered		0.160				
MW-09	6.28	2082.88	06/18/04	06/29/2004	Unfiltered			<0.0672	<0.000800	<0.00137	

Consolidation Data Summary Table - Groundwater
Beaumont Site 1

	Water Level Data					Metals					
Sample Location	Depth to Water (feet below ground surface)	Groundwater Elevation (feet above mean sea level)	Elevation Date	Sample Date	Filter Status	Silver -mg/L	Selenium -mg/L	Sodium -mg/L	Thallium -mg/L	Vanadium -mg/L	Zinc -mg/L
MW-01	73.65	2103.329	05/13/2010	06/10/2010	Filtered						
MW-02	65.05	2102.41	05/20/02	05/29/2002	Unfiltered	0.00040 BJkq	<0.0026	28.1	0.0012 Jq	0.0042 Jq	0.0041 BJkq
MW-02	72.73	2097.37	06/17/04	07/09/2004	Unfiltered	<0.000400	<0.00295		<0.00233	<0.000314	<0.000848
MW-02	44.73	2125.37	06/01/05	07/05/2005	Unfiltered	<0.000400	<0.00295		<0.00233	0.00566	<0.000848
MW-02	52.95	2117.152	05/31/06	07/03/2006	Unfiltered						
MW-02	52.95	2117.152	05/31/06	07/03/2006	Filtered						
MW-02	60.68	2109.42	05/14/08	06/12/2008	Unfiltered			28.5			
MW-02	67.5	2102.602	05/13/2010	06/09/2010	Filtered						
MW-03	124.50	2041.94	05/20/02	05/22/2002	Unfiltered	<0.00090	<0.0025	55.2	<0.00085	<0.00048	0.0837
MW-03	131.41	2037.95	06/17/04	07/15/2004	Unfiltered	<0.000400	<0.00295		<0.00233	<0.000314	<0.000848
MW-03	123.52	2045.84	05/14/08	06/13/2008	Unfiltered			69.1			
MW-03	126.98	2042.376	05/13/2010	06/09/2010	Filtered						
MW-05	19.91	2098.80	05/20/02	05/29/2002	Unfiltered	0.00040 BJkq	<0.0026	24.8	0.00094 Jq	0.0065 Jq	0.0054 BJkq
MW-05	26.25	2095.15	06/17/04	07/02/2004	Unfiltered	<0.000400	<0.00295		<0.00233	0.00725	<0.000848
MW-05	14.80	2106.60	06/01/05	06/27/2005	Unfiltered	<0.000400	<0.00295		<0.00233	0.00623	<0.000848
MW-05	18.37	2103.03	05/13/08	06/10/2008	Unfiltered			24.2			
MW-05	22.9	2098.499	05/13/2010	06/15/2010	Filtered						
MW-06	21.88	2097.23	05/20/02	05/23/2002	Unfiltered	<0.00025	<0.0026	24.0	<0.00075	0.0015 BJkq	0.0197 Bk
MW-06	29.22	2092.54	06/17/04	07/02/2004	Unfiltered	<0.000400	<0.00295		<0.00233	<0.000314	<0.000848
MW-06	20.61	2101.15	05/13/08	06/11/2008	Unfiltered			26.7			
MW-06	25.64	2096.119	05/14/2010	06/15/2010	Filtered						
MW-07	72.13	2101.71	05/20/02	05/21/2002	Unfiltered	0.00083 BJakq	<0.0026	13.5	0.0012 BJakq	0.0032 Jq	0.0077 BJkq
MW-07	79.27	2097.25	06/17/04	07/15/2004	Unfiltered	<0.000400	<0.00295		<0.00233	<0.000314	<0.000848
MW-07	66.60	2109.92	05/14/08	06/06/2008	Unfiltered			15.5			
MW-07	73.15	2103.365	05/13/2010	06/15/2010	Filtered						
MW-08	17.78	2072.75	06/18/04	06/29/2004	Unfiltered	<0.000400	<0.00295		<0.00233	<0.000314	<0.000848
MW-08	11.58	2078.95	06/02/05	06/22/2005	Unfiltered	<0.000400	<0.00295		<0.00233	<0.000314	<0.000848
MW-08	13.65	2076.88	05/13/08	06/03/2008	Unfiltered			20.7			
MW-08	15.46	2075.07	05/17/2010	06/15/2010	Filtered						
MW-09	6.28	2082.88	06/18/04	06/29/2004	Unfiltered	<0.000400	<0.00295		<0.00233	<0.000314	<0.000848

Consolidation Data Summary Table - Groundwater
Beaumont Site 1

	Water Level Data					Metals					
Sample Location	Depth to Water (feet below ground surface)	Groundwater Elevation (feet above mean sea level)	Elevation Date	Sample Date	Filter Status	Arsenic -mg/L	Antimony -mg/L	Barium -mg/L	Beryllium -mg/L	Calcium -mg/L	Cadmium -mg/L
MW-09	0.00	2089.16	05/13/08	06/02/2008	Unfiltered					22.3	
MW-09	0.10 PSI	2089.393	05/17/2010	06/15/2010	Filtered						
MW-11	45.81	2076.80	06/18/04	06/30/2004	Unfiltered	<0.00308	<0.00209	0.0241	<0.000176		<0.000350
MW-11	44.9	2077.709	05/14/2010	06/16/2010	Filtered						
MW-12	27.22	2068.57	05/20/02	05/17/2002	Unfiltered	0.0286	<0.0018	0.0966	<0.000050	289	0.00039 BJakq
MW-12	22.04	2076.45	06/18/04	06/28/2004	Unfiltered	<0.00308	<0.00209	0.0837	<0.000176		<0.000350
MW-12	16.20	2082.29	06/02/05	06/27/2005	Unfiltered	<0.00308	<0.00209	0.108	<0.000176		<0.000350
MW-12	13.85	2084.642	05/14/2010	06/17/2010	Filtered						
MW-13	17.19	2040.70	06/18/04	06/25/2004	Unfiltered	0.0317	<0.00209	0.181	<0.000176		<0.000350
MW-13	14.54	2043.35	12/14/04	12/15/2004	Unfiltered	0.0242	<0.00209	0.0744	<0.000176		<0.000350
MW-13	9.28	2048.61	06/01/05	06/20/2005	Unfiltered	0.0245	<0.00209	0.0871	<0.000176		<0.000350
MW-13	9.35	2048.542	05/14/2010	06/16/2010	Filtered						
MW-14	35.88	1993.79	06/18/04	06/29/2004	Unfiltered	<0.00308	<0.00209	0.0580	<0.000176		<0.000350
MW-14	17.61	2012.06	06/02/05	06/22/2005	Unfiltered	<0.00308	<0.00209	0.0731	<0.000176		<0.000350
MW-14	24.24	2005.425	05/17/2010	06/16/2010	Filtered						
MW-15	29.49	1977.57	05/20/02	05/17/2002	Unfiltered	0.0024 Jq	<0.0018	0.0514	<0.000050	43.2	0.00038 BJakq
MW-15	29.82	1979.94	06/18/04	06/28/2004	Unfiltered	<0.00308	<0.00209	0.0494	<0.000176		<0.000350
MW-15	29.40	1980.36	12/14/04	12/16/2004	Unfiltered	<0.00308	<0.00209	0.0486	<0.000176		<0.000350
MW-15	22.68	1987.08	06/01/05	06/20/2005	Unfiltered	<0.00308	<0.00209	0.0495	<0.000176		<0.000350
MW-15	24.01	1985.753	05/30/06	06/06/2006	Unfiltered	<0.00308			<0.000176		<0.000350
MW-15	24.01	1985.753	05/30/06	06/06/2006	Filtered	<0.00308			<0.000176		<0.000350
MW-15	24.01	1985.753	05/30/06	06/12/2006	Unfiltered						
MW-15	24.56	1985.20	05/12/08	05/30/2008	Unfiltered					44.8	
MW-15	25.29	1984.473	05/14/2010	06/14/2010	Filtered						
MW-16	2.62	1809.02	06/18/04	06/24/2004	Unfiltered	<0.00308	<0.00209	0.133	<0.000176		<0.000350
MW-16	2.48	1809.16	12/15/04	12/15/2004	Unfiltered	<0.00308	<0.00209	0.0898	<0.000176		<0.000350
MW-17	44.12	2096.28	06/17/04	07/01/2004	Unfiltered	<0.00308	<0.00209	0.0346	<0.000176		<0.000350
MW-17	15.63	2124.77	06/01/05	06/28/2005	Unfiltered	<0.00308	<0.00209	0.0590	<0.000176		<0.000350
MW-17	31.90	2108.50	05/14/08	06/05/2008	Unfiltered					29.1	
MW-17	38.61	2101.788	05/14/2010	06/17/2010	Filtered						

Consolidation Data Summary Table - Groundwater
Beaumont Site 1

Sample Location	Water Level Data			Sample Date	Filter Status	Metals				
	Depth to Water (feet below ground surface)	Groundwater Elevation (feet above mean sea level)	Elevation Date			Cobalt -mg/L	Chromium -mg/L	Chromium, Hexavalent -ug/L	Copper -mg/L	Lead -mg/L
MW-09	0.00	2089.16	05/13/08	06/02/2008	Unfiltered					
MW-09	0.10 PSI	2089.393	05/17/2010	06/15/2010	Filtered					
MW-11	45.81	2076.80	06/18/04	06/30/2004	Unfiltered	<0.000696	<0.000350	0.38 Bk	0.00888	<0.00236
MW-11	44.9	2077.709	05/14/2010	06/16/2010	Filtered					
MW-12	27.22	2068.57	05/20/02	05/17/2002	Unfiltered	0.0019 Jq	<0.00025		<0.00072	<0.00066
MW-12	22.04	2076.45	06/18/04	06/28/2004	Unfiltered	<0.000696	<0.000350	<0.0050	<0.00134	<0.00236
MW-12	16.20	2082.29	06/02/05	06/27/2005	Unfiltered	<0.000696	<0.000350	0.30	<0.00134	<0.00236
MW-12	13.85	2084.642	05/14/2010	06/17/2010	Filtered					
MW-13	17.19	2040.70	06/18/04	06/25/2004	Unfiltered	<0.000696	<0.000350	0.84 Bk	<0.00134	<0.00236
MW-13	14.54	2043.35	12/14/04	12/15/2004	Unfiltered	<0.000696	<0.000350	<0.0050	<0.00134	<0.00236
MW-13	9.28	2048.61	06/01/05	06/20/2005	Unfiltered	<0.000696	<0.000350	<0.0050	<0.00134	<0.00236
MW-13	9.35	2048.542	05/14/2010	06/16/2010	Filtered					
MW-14	35.88	1993.79	06/18/04	06/29/2004	Unfiltered	0.00830	<0.000350	<0.0050	<0.00134	<0.00236
MW-14	17.61	2012.06	06/02/05	06/22/2005	Unfiltered	<0.000696	<0.000350	0.59	<0.00134	<0.00236
MW-14	24.24	2005.425	05/17/2010	06/16/2010	Filtered					
MW-15	29.49	1977.57	05/20/02	05/17/2002	Unfiltered	<0.00018	0.0033 BJkq		0.00085 BJakq	0.0020 BJakq
MW-15	29.82	1979.94	06/18/04	06/28/2004	Unfiltered	<0.000696	<0.000350	<0.0050	<0.00134	<0.00236
MW-15	29.40	1980.36	12/14/04	12/16/2004	Unfiltered	<0.000696	<0.000350	<0.0050	<0.00134	<0.00236
MW-15	22.68	1987.08	06/01/05	06/20/2005	Unfiltered	<0.000696	<0.000350	<0.0050	<0.00134	<0.00236
MW-15	24.01	1985.753	05/30/06	06/06/2006	Unfiltered					<0.00236
MW-15	24.01	1985.753	05/30/06	06/06/2006	Filtered					<0.00236
MW-15	24.01	1985.753	05/30/06	06/12/2006	Unfiltered			0.027 BJaq		
MW-15	24.56	1985.20	05/12/08	05/30/2008	Unfiltered					
MW-15	25.29	1984.473	05/14/2010	06/14/2010	Filtered					
MW-16	2.62	1809.02	06/18/04	06/24/2004	Unfiltered	<0.000696	<0.000350	<0.0050	<0.00134	<0.00236
MW-16	2.48	1809.16	12/15/04	12/15/2004	Unfiltered	<0.000696	<0.000350	<0.0050	<0.00134	<0.00236
MW-17	44.12	2096.28	06/17/04	07/01/2004	Unfiltered	<0.000696	0.0173	1.9	<0.00134	<0.00236
MW-17	15.63	2124.77	06/01/05	06/28/2005	Unfiltered	<0.000696	<0.000350	0.96	<0.00134	<0.00236
MW-17	31.90	2108.50	05/14/08	06/05/2008	Unfiltered					
MW-17	38.61	2101.788	05/14/2010	06/17/2010	Filtered					

Consolidation Data Summary Table - Groundwater
Beaumont Site 1

	Water Level Data					Metals					
Sample Location	Depth to Water (feet below ground surface)	Groundwater Elevation (feet above mean sea level)	Elevation Date	Sample Date	Filter Status	Magnesium -mg/L	Manganese -mg/L	Mercury -ug/L	Molybdenum -mg/L	Nickel -mg/L	Potassium -mg/L
MW-09	0.00	2089.16	05/13/08	06/02/2008	Unfiltered	3.07					1.51 Jq
MW-09	0.10 PSI	2089.393	05/17/2010	06/15/2010	Filtered		0.043				
MW-11	45.81	2076.80	06/18/04	06/30/2004	Unfiltered			<0.0672	<0.000800	<0.00137	
MW-11	44.9	2077.709	05/14/2010	06/16/2010	Filtered		<0.0025				
MW-12	27.22	2068.57	05/20/02	05/17/2002	Unfiltered	43.9		0.19 BJkq	0.0133	0.0021 BJkq	3.91
MW-12	22.04	2076.45	06/18/04	06/28/2004	Unfiltered			<0.0672	<0.000800	<0.00137	
MW-12	16.20	2082.29	06/02/05	06/27/2005	Unfiltered			<0.0672	<0.000800	<0.00137	
MW-12	13.85	2084.642	05/14/2010	06/17/2010	Filtered		2.60				
MW-13	17.19	2040.70	06/18/04	06/25/2004	Unfiltered			<0.0672	0.0181	<0.00137	
MW-13	14.54	2043.35	12/14/04	12/15/2004	Unfiltered			<0.0672	0.00974	<0.00137	
MW-13	9.28	2048.61	06/01/05	06/20/2005	Unfiltered			<0.0672	0.00932	<0.00137	
MW-13	9.35	2048.542	05/14/2010	06/16/2010	Filtered		0.280				
MW-14	35.88	1993.79	06/18/04	06/29/2004	Unfiltered			<0.0672	<0.000800	0.171	
MW-14	17.61	2012.06	06/02/05	06/22/2005	Unfiltered			<0.0672	<0.000800	<0.00137	
MW-14	24.24	2005.425	05/17/2010	06/16/2010	Filtered		<0.0025				
MW-15	29.49	1977.57	05/20/02	05/17/2002	Unfiltered	7.49		0.19 BJkq	0.0078	0.0050 Bk	0.893
MW-15	29.82	1979.94	06/18/04	06/28/2004	Unfiltered			<0.0672	0.00584	<0.00137	
MW-15	29.40	1980.36	12/14/04	12/16/2004	Unfiltered			<0.0672	0.00678	<0.00137	
MW-15	22.68	1987.08	06/01/05	06/20/2005	Unfiltered			<0.0672	0.00658	<0.00137	
MW-15	24.01	1985.753	05/30/06	06/06/2006	Unfiltered						
MW-15	24.01	1985.753	05/30/06	06/06/2006	Filtered						
MW-15	24.01	1985.753	05/30/06	06/12/2006	Unfiltered						
MW-15	24.56	1985.20	05/12/08	05/30/2008	Unfiltered	7.09					1.25 BJaq
MW-15	25.29	1984.473	05/14/2010	06/14/2010	Filtered		0.110				
MW-16	2.62	1809.02	06/18/04	06/24/2004	Unfiltered			<0.0672	0.0107	<0.00137	
MW-16	2.48	1809.16	12/15/04	12/15/2004	Unfiltered			<0.0672	0.0129	<0.00137	
MW-17	44.12	2096.28	06/17/04	07/01/2004	Unfiltered			<0.0672	0.00877	0.00880	
MW-17	15.63	2124.77	06/01/05	06/28/2005	Unfiltered			<0.0672	0.00737	<0.00137	
MW-17	31.90	2108.50	05/14/08	06/05/2008	Unfiltered	4.27					1.08 Jq
MW-17	38.61	2101.788	05/14/2010	06/17/2010	Filtered		0.0033 Jq				

Consolidation Data Summary Table - Groundwater
Beaumont Site 1

	Water Level Data					Metals					
Sample Location	Depth to Water (feet below ground surface)	Groundwater Elevation (feet above mean sea level)	Elevation Date	Sample Date	Filter Status	Silver -mg/L	Selenium -mg/L	Sodium -mg/L	Thallium -mg/L	Vanadium -mg/L	Zinc -mg/L
MW-09	0.00	2089.16	05/13/08	06/02/2008	Unfiltered			26			
MW-09	0.10 PSI	2089.393	05/17/2010	06/15/2010	Filtered						
MW-11	45.81	2076.80	06/18/04	06/30/2004	Unfiltered	<0.000400	<0.00295		<0.00233	<0.000314	0.0353 Bk
MW-11	44.9	2077.709	05/14/2010	06/16/2010	Filtered						
MW-12	27.22	2068.57	05/20/02	05/17/2002	Unfiltered	0.00056 BJakq	<0.0026	149	0.0057 BJaq	<0.00049	0.0093 BJkq
MW-12	22.04	2076.45	06/18/04	06/28/2004	Unfiltered	<0.000400	<0.00295		<0.00233	<0.000314	0.0629 Bk
MW-12	16.20	2082.29	06/02/05	06/27/2005	Unfiltered	<0.000400	<0.00295		<0.00233	<0.000314	<0.000848
MW-12	13.85	2084.642	05/14/2010	06/17/2010	Filtered						
MW-13	17.19	2040.70	06/18/04	06/25/2004	Unfiltered	<0.000400	0.0170		<0.00233	<0.000314	<0.000848
MW-13	14.54	2043.35	12/14/04	12/15/2004	Unfiltered	<0.000400	<0.00295		<0.00233	<0.000314	<0.000848
MW-13	9.28	2048.61	06/01/05	06/20/2005	Unfiltered	<0.000400	<0.00295		<0.00233	<0.000314	0.0136
MW-13	9.35	2048.542	05/14/2010	06/16/2010	Filtered						
MW-14	35.88	1993.79	06/18/04	06/29/2004	Unfiltered	<0.000400	<0.00295		<0.00233	<0.000314	0.0268
MW-14	17.61	2012.06	06/02/05	06/22/2005	Unfiltered	<0.000400	<0.00295		<0.00233	<0.000314	<0.000848
MW-14	24.24	2005.425	05/17/2010	06/16/2010	Filtered						
MW-15	29.49	1977.57	05/20/02	05/17/2002	Unfiltered	0.0010 BJakq	<0.0026	49.3	0.0012 BJaq	0.00099 Jq	0.0075 BJkq
MW-15	29.82	1979.94	06/18/04	06/28/2004	Unfiltered	<0.000400	<0.00295		<0.00233	<0.000314	0.0108 Bk
MW-15	29.40	1980.36	12/14/04	12/16/2004	Unfiltered	<0.000400	<0.00295		<0.00233	<0.000314	<0.000848
MW-15	22.68	1987.08	06/01/05	06/20/2005	Unfiltered	<0.000400	<0.00295		<0.00233	<0.000314	<0.000848
MW-15	24.01	1985.753	05/30/06	06/06/2006	Unfiltered						
MW-15	24.01	1985.753	05/30/06	06/06/2006	Filtered						
MW-15	24.01	1985.753	05/30/06	06/12/2006	Unfiltered						
MW-15	24.56	1985.20	05/12/08	05/30/2008	Unfiltered			47.4			
MW-15	25.29	1984.473	05/14/2010	06/14/2010	Filtered						
MW-16	2.62	1809.02	06/18/04	06/24/2004	Unfiltered	<0.000400	<0.00295		<0.00233	<0.000314	<0.000848
MW-16	2.48	1809.16	12/15/04	12/15/2004	Unfiltered	<0.000400	<0.00295		<0.00233	<0.000314	<0.000848
MW-17	44.12	2096.28	06/17/04	07/01/2004	Unfiltered	<0.000400	<0.00295		<0.00233	0.00552	<0.000848
MW-17	15.63	2124.77	06/01/05	06/28/2005	Unfiltered	<0.000400	<0.00295		<0.00233	0.00669	<0.000848
MW-17	31.90	2108.50	05/14/08	06/05/2008	Unfiltered			17.6			
MW-17	38.61	2101.788	05/14/2010	06/17/2010	Filtered						

Consolidation Data Summary Table - Groundwater
Beaumont Site 1

	Water Level Data					Metals					
Sample Location	Depth to Water (feet below ground surface)	Groundwater Elevation (feet above mean sea level)	Elevation Date	Sample Date	Filter Status	Arsenic -mg/L	Antimony -mg/L	Barium -mg/L	Beryllium -mg/L	Calcium -mg/L	Cadmium -mg/L
MW-18	29.10	1976.90	05/20/02	05/24/2002	Unfiltered	0.0019 Jq	<0.0018	0.0710	<0.000050	69.1 Bk	0.00010 BJkq
MW-18	29.51	1979.18	06/18/04	06/28/2004	Unfiltered	<0.00308	<0.00209	0.0671	<0.000176		<0.000350
MW-18	18.96	1989.73	12/14/04	12/16/2004	Unfiltered	<0.00308	<0.00209	0.0691	<0.000176		<0.000350
MW-18	22.87	1985.82	06/01/05	06/20/2005	Unfiltered	<0.00308	<0.00209	0.0755	<0.000176		<0.000350
MW-18	25.03	1983.663	05/30/06	06/06/2006	Unfiltered	<0.00308			<0.000176		<0.000350
MW-18	25.03	1983.663	05/30/06	06/06/2006	Filtered	<0.00308			<0.000176		<0.000350
MW-18	25.03	1983.663	05/30/06	06/12/2006	Unfiltered						
MW-18	24.51	1984.18	05/13/08	05/30/2008	Unfiltered					70.4	
MW-18	25.25	1983.443	05/14/2010	06/14/2010	Filtered						
MW-19	18.78	2097.01	05/20/02	05/24/2002	Unfiltered	0.0035 Jq	0.0036 BJaq	0.0500	<0.000050	21.9 Bk	0.00019 BJkq
MW-19	25.31	2093.18	06/17/04	07/01/2004	Unfiltered	<0.00308	<0.00209	0.0405	<0.000176		<0.000350
MW-19	11.96	2106.53	06/01/05	06/28/2005	Unfiltered	<0.00308	<0.00209	0.0704	<0.000176		<0.000350
MW-19	20.14	2098.348	05/14/2010	06/17/2010	Filtered						
MW-19	22.16	2096.33	12/15/2010	1/11/2011	Filtered						
MW-20	64.88	2097.15	06/17/04	07/08/2004	Unfiltered	<0.00308	<0.00209	0.0644	<0.000176		<0.000350
MW-20	35.50	2126.53	06/01/05	07/01/2005	Unfiltered	0.0109	<0.00209	0.133 Bk	<0.000176		<0.000350
MW-22	72.45	2098.28	06/17/04	07/09/2004	Unfiltered	<0.00308	<0.00209	0.136	<0.000176		<0.000350
MW-22	46.99	2123.74	06/01/05	06/30/2005	Unfiltered	<0.00308	<0.00209	0.167	<0.000176		<0.000350
MW-22	70.67	2102.809	05/13/2010	06/18/2010	Filtered						
MW-23	62.52	2102.501	05/13/2010	06/18/2010	Filtered						
MW-26	85.05	2098.76	06/17/04	07/19/2004	Unfiltered	<0.00308	<0.00209	0.186	<0.000176		<0.000350
MW-26	51.17	2132.64	06/01/05	07/06/2005	Unfiltered	<0.00308	<0.00209	0.227	<0.000176		<0.000350
MW-26	77.01	2106.802	05/13/2010	06/15/2010	Filtered						
MW-27	83.53	2099.20	06/17/04	07/09/2004	Unfiltered	<0.00308	<0.00209	0.151	<0.000176		<0.000350
MW-27	79.25	2103.478	05/13/2010	06/21/2010	Filtered						
MW-28	63.71	2097.13	06/17/04	07/08/2004	Unfiltered	<0.00308	<0.00209	0.0370	<0.000176		<0.000350
MW-28	58.4	2102.443	05/13/2010	06/15/2010	Filtered						
MW-29	26.95	2088.14	05/14/2010	06/17/2010	Filtered						
MW-30	63.47	2098.00	06/17/04	07/09/2004	Unfiltered	<0.00308	<0.00209	0.190	<0.000176		<0.000350
MW-31	99.52	2087.00	06/17/04	07/16/2004	Unfiltered	<0.00308	<0.00209	<0.000719	<0.000176		<0.000350

Consolidation Data Summary Table - Groundwater
Beaumont Site 1

Sample Location	Water Level Data					Metals				
	Depth to Water (feet below ground surface)	Groundwater Elevation (feet above mean sea level)	Elevation Date	Sample Date	Filter Status	Cobalt -mg/L	Chromium -mg/L	Chromium, Hexavalent -ug/L	Copper -mg/L	Lead -mg/L
MW-18	29.10	1976.90	05/20/02	05/24/2002	Unfiltered	0.00035 BJakq	0.00054 BJkq		<0.00072	0.0011 BJkq
MW-18	29.51	1979.18	06/18/04	06/28/2004	Unfiltered	<0.000696	<0.000350	<0.0050	<0.00134	<0.00236
MW-18	18.96	1989.73	12/14/04	12/16/2004	Unfiltered	<0.000696	<0.000350	<0.0050	<0.00134	<0.00236
MW-18	22.87	1985.82	06/01/05	06/20/2005	Unfiltered	<0.000696	<0.000350	<0.0050	<0.00134	<0.00236
MW-18	25.03	1983.663	05/30/06	06/06/2006	Unfiltered					<0.00236
MW-18	25.03	1983.663	05/30/06	06/06/2006	Filtered					<0.00236
MW-18	25.03	1983.663	05/30/06	06/12/2006	Unfiltered			0.025 BJaq		
MW-18	24.51	1984.18	05/13/08	05/30/2008	Unfiltered					
MW-18	25.25	1983.443	05/14/2010	06/14/2010	Filtered					
MW-19	18.78	2097.01	05/20/02	05/24/2002	Unfiltered	0.0010 BJakq	0.00046 BJkq		0.0017 BJakq	<0.00066
MW-19	25.31	2093.18	06/17/04	07/01/2004	Unfiltered	<0.000696	0.0100	<0.0050	<0.00134	<0.00236
MW-19	11.96	2106.53	06/01/05	06/28/2005	Unfiltered	<0.000696	<0.000350	<0.0050	<0.00134	<0.00236
MW-19	20.14	2098.348	05/14/2010	06/17/2010	Filtered					
MW-19	22.16	2096.33	12/15/2010	1/11/2011	Filtered					
MW-20	64.88	2097.15	06/17/04	07/08/2004	Unfiltered	<0.000696	<0.000350	2.4	<0.00134	<0.00236
MW-20	35.50	2126.53	06/01/05	07/01/2005	Unfiltered	<0.000696	<0.000350	0.46 Bk	<0.00134	<0.00236
MW-22	72.45	2098.28	06/17/04	07/09/2004	Unfiltered	<0.000696	<0.000350	0.56	<0.00134	<0.00236
MW-22	46.99	2123.74	06/01/05	06/30/2005	Unfiltered	<0.000696	<0.000350	2.0	<0.00134	<0.00236
MW-22	70.67	2102.809	05/13/2010	06/18/2010	Filtered					
MW-23	62.52	2102.501	05/13/2010	06/18/2010	Filtered					
MW-26	85.05	2098.76	06/17/04	07/19/2004	Unfiltered	<0.000696	<0.000350	1.4	<0.00134	<0.00236
MW-26	51.17	2132.64	06/01/05	07/06/2005	Unfiltered	<0.000696	<0.000350	1.7	<0.00134	<0.00236
MW-26	77.01	2106.802	05/13/2010	06/15/2010	Filtered					
MW-27	83.53	2099.20	06/17/04	07/09/2004	Unfiltered	<0.000696	<0.000350	0.27	<0.00134	<0.00236
MW-27	79.25	2103.478	05/13/2010	06/21/2010	Filtered					
MW-28	63.71	2097.13	06/17/04	07/08/2004	Unfiltered	<0.000696	<0.000350	1.7	<0.00134	<0.00236
MW-28	58.4	2102.443	05/13/2010	06/15/2010	Filtered					
MW-29	26.95	2088.14	05/14/2010	06/17/2010	Filtered					
MW-30	63.47	2098.00	06/17/04	07/09/2004	Unfiltered	<0.000696	<0.000350	0.69	<0.00134	<0.00236
MW-31	99.52	2087.00	06/17/04	07/16/2004	Unfiltered	<0.000696	0.00524	0.68	<0.00134	<0.00236

Consolidation Data Summary Table - Groundwater
Beaumont Site 1

Sample Location	Water Level Data					Metals					
	Depth to Water (feet below ground surface)	Groundwater Elevation (feet above mean sea level)	Elevation Date	Sample Date	Filter Status	Magnesium -mg/L	Manganese -mg/L	Mercury -ug/L	Molybdenum -mg/L	Nickel -mg/L	Potassium -mg/L
MW-18	29.10	1976.90	05/20/02	05/24/2002	Unfiltered	8.95 Bk		0.15 BJkq	0.0117	0.0075 Bk	1.70 Bk
MW-18	29.51	1979.18	06/18/04	06/28/2004	Unfiltered			<0.0672	0.0103	<0.00137	
MW-18	18.96	1989.73	12/14/04	12/16/2004	Unfiltered			<0.0672	0.0113	<0.00137	
MW-18	22.87	1985.82	06/01/05	06/20/2005	Unfiltered			<0.0672	0.0104	<0.00137	
MW-18	25.03	1983.663	05/30/06	06/06/2006	Unfiltered						
MW-18	25.03	1983.663	05/30/06	06/06/2006	Filtered						
MW-18	25.03	1983.663	05/30/06	06/12/2006	Unfiltered						
MW-18	24.51	1984.18	05/13/08	05/30/2008	Unfiltered	9.06					1.93 BJaq
MW-18	25.25	1983.443	05/14/2010	06/14/2010	Filtered		0.150				
MW-19	18.78	2097.01	05/20/02	05/24/2002	Unfiltered	3.72 Bk		0.13 BJkq	0.0078	0.0035 BJkq	0.560 Bak
MW-19	25.31	2093.18	06/17/04	07/01/2004	Unfiltered			<0.0672	0.00834	0.127	
MW-19	11.96	2106.53	06/01/05	06/28/2005	Unfiltered			<0.0672	0.00601	0.0180	
MW-19	20.14	2098.348	05/14/2010	06/17/2010	Filtered		0.0028 Jq				
MW-19	22.16	2096.33	12/15/2010	1/11/2011	Filtered		0.09				
MW-20	64.88	2097.15	06/17/04	07/08/2004	Unfiltered			<0.0672	<0.000800	<0.00137	
MW-20	35.50	2126.53	06/01/05	07/01/2005	Unfiltered			<0.0672	<0.000800	<0.00137	
MW-22	72.45	2098.28	06/17/04	07/09/2004	Unfiltered			<0.0672	<0.000800	<0.00137	
MW-22	46.99	2123.74	06/01/05	06/30/2005	Unfiltered			<0.0672	<0.000800	<0.00137	
MW-22	70.67	2102.809	05/13/2010	06/18/2010	Filtered		<0.0025				
MW-23	62.52	2102.501	05/13/2010	06/18/2010	Filtered		<0.0025				
MW-26	85.05	2098.76	06/17/04	07/19/2004	Unfiltered			<0.0672	<0.000800	0.00550	
MW-26	51.17	2132.64	06/01/05	07/06/2005	Unfiltered			<0.0672	<0.000800	<0.00137	
MW-26	77.01	2106.802	05/13/2010	06/15/2010	Filtered		<0.0012				
MW-27	83.53	2099.20	06/17/04	07/09/2004	Unfiltered			<0.0672	<0.000800	0.00507	
MW-27	79.25	2103.478	05/13/2010	06/21/2010	Filtered		0.290				
MW-28	63.71	2097.13	06/17/04	07/08/2004	Unfiltered			<0.0672	<0.000800	<0.00137	
MW-28	58.4	2102.443	05/13/2010	06/15/2010	Filtered		<0.0025				
MW-29	26.95	2088.14	05/14/2010	06/17/2010	Filtered		0.018 Jq				
MW-30	63.47	2098.00	06/17/04	07/09/2004	Unfiltered			<0.0672	<0.000800	<0.00137	
MW-31	99.52	2087.00	06/17/04	07/16/2004	Unfiltered			<0.0672	0.0130	0.00563	

Consolidation Data Summary Table - Groundwater
Beaumont Site 1

	Water Level Data					Metals					
Sample Location	Depth to Water (feet below ground surface)	Groundwater Elevation (feet above mean sea level)	Elevation Date	Sample Date	Filter Status	Silver -mg/L	Selenium -mg/L	Sodium -mg/L	Thallium -mg/L	Vanadium -mg/L	Zinc -mg/L
MW-18	29.10	1976.90	05/20/02	05/24/2002	Unfiltered	<0.00025	<0.0026	44.6 Bk	<0.00075	0.0051 Jq	0.0028 BJkq
MW-18	29.51	1979.18	06/18/04	06/28/2004	Unfiltered	<0.000400	<0.00295		<0.00233	0.00521	0.0257 Bk
MW-18	18.96	1989.73	12/14/04	12/16/2004	Unfiltered	<0.000400	<0.00295		<0.00233	<0.000314	<0.000848
MW-18	22.87	1985.82	06/01/05	06/20/2005	Unfiltered	<0.000400	<0.00295		<0.00233	0.00600	<0.000848
MW-18	25.03	1983.663	05/30/06	06/06/2006	Unfiltered						
MW-18	25.03	1983.663	05/30/06	06/06/2006	Filtered						
MW-18	25.03	1983.663	05/30/06	06/12/2006	Unfiltered						
MW-18	24.51	1984.18	05/13/08	05/30/2008	Unfiltered			47.2			
MW-18	25.25	1983.443	05/14/2010	06/14/2010	Filtered						
MW-19	18.78	2097.01	05/20/02	05/24/2002	Unfiltered	<0.00025	<0.0026	17.3 Bk	<0.00075	0.0010 Jq	0.0162 Bk
MW-19	25.31	2093.18	06/17/04	07/01/2004	Unfiltered	<0.000400	<0.00295		<0.00233	<0.000314	0.0247
MW-19	11.96	2106.53	06/01/05	06/28/2005	Unfiltered	<0.000400	<0.00295		<0.00233	0.00530	<0.000848
MW-19	20.14	2098.348	05/14/2010	06/17/2010	Filtered						
MW-19	22.16	2096.33	12/15/2010	1/11/2011	Filtered						
MW-20	64.88	2097.15	06/17/04	07/08/2004	Unfiltered	<0.000400	<0.00295		<0.00233	<0.000314	0.0107
MW-20	35.50	2126.53	06/01/05	07/01/2005	Unfiltered	<0.000400	<0.00295		<0.00233	<0.000314	0.259
MW-22	72.45	2098.28	06/17/04	07/09/2004	Unfiltered	<0.000400	<0.00295		<0.00233	0.00554	<0.000848
MW-22	46.99	2123.74	06/01/05	06/30/2005	Unfiltered	<0.000400	<0.00295		<0.00233	0.00565	0.0166 Bk
MW-22	70.67	2102.809	05/13/2010	06/18/2010	Filtered						
MW-23	62.52	2102.501	05/13/2010	06/18/2010	Filtered						
MW-26	85.05	2098.76	06/17/04	07/19/2004	Unfiltered	<0.000400	<0.00295		<0.00233	<0.000314	0.0256
MW-26	51.17	2132.64	06/01/05	07/06/2005	Unfiltered	<0.000400	<0.00295		<0.00233	<0.000314	0.0181
MW-26	77.01	2106.802	05/13/2010	06/15/2010	Filtered						
MW-27	83.53	2099.20	06/17/04	07/09/2004	Unfiltered	<0.000400	<0.00295		<0.00233	<0.000314	<0.000848
MW-27	79.25	2103.478	05/13/2010	06/21/2010	Filtered						
MW-28	63.71	2097.13	06/17/04	07/08/2004	Unfiltered	<0.000400	<0.00295		<0.00233	<0.000314	<0.000848
MW-28	58.4	2102.443	05/13/2010	06/15/2010	Filtered						
MW-29	26.95	2088.14	05/14/2010	06/17/2010	Filtered						
MW-30	63.47	2098.00	06/17/04	07/09/2004	Unfiltered	<0.000400	<0.00295		<0.00233	<0.000314	<0.000848
MW-31	99.52	2087.00	06/17/04	07/16/2004	Unfiltered	<0.000400	<0.00295		<0.00233	<0.000314	<0.000848

Consolidation Data Summary Table - Groundwater
Beaumont Site 1

Sample Location	Water Level Data			Sample Date	Filter Status	Metals					
	Depth to Water (feet below ground surface)	Groundwater Elevation (feet above mean sea level)	Elevation Date			Arsenic -mg/L	Antimony -mg/L	Barium -mg/L	Beryllium -mg/L	Calcium -mg/L	Cadmium -mg/L
MW-31	87.83	2098.69	05/14/08	06/11/2008	Unfiltered					1.82	
MW-31	93.16	2093.355	05/13/2010	06/14/2010	Filtered						
MW-32	92.88	2083.73	06/17/04	07/14/2004	Unfiltered	<0.00308	<0.00209	<0.000719	<0.000176		<0.000350
MW-32	74.93	2101.683	05/31/06	06/29/2006	Unfiltered	<0.00308			<0.000176		<0.000350
MW-32	74.93	2101.683	05/31/06	06/29/2006	Filtered	<0.00308			<0.000176		0.000523 Jq
MW-32	81.21	2095.40	05/14/08	06/13/2008	Unfiltered					4.25	
MW-32	86.58	2090.033	05/13/2010	06/10/2010	Filtered						
MW-34	54.71	2099.09	06/17/04	07/02/2004	Unfiltered	<0.00308	<0.00209	0.172	<0.000176		<0.000350
MW-34	34.09	2119.71	06/01/05	07/05/2005	Unfiltered	<0.00308	<0.00209	0.160	<0.000176		<0.000350
MW-34	50.68	2103.121	05/13/2010	06/17/2010	Filtered						
MW-35	73.91	2097.07	06/17/04	07/14/2004	Unfiltered	<0.00308	<0.00209	0.0225	<0.000176		<0.000350
MW-35	42.87	2128.11	06/01/05	06/30/2005	Unfiltered	<0.00308	<0.00209	0.0239	<0.000176		<0.000350
MW-35	68.09	2102.892	05/13/2010	06/14/2010	Filtered						
MW-36	87.85	2117.33	06/17/04	07/02/2004	Unfiltered	<0.00308	<0.00209	0.0570	<0.000176		<0.000350
MW-36	55.81	2149.37	06/01/05	07/01/2005	Unfiltered	<0.00308	<0.00209	0.120 Bk	<0.000176		<0.000350
MW-36	63.18	2142.002	05/13/2010	06/14/2010	Filtered						
MW-37	38.08	2002.89	06/18/04	06/29/2004	Unfiltered	<0.00308	<0.00209	0.0154	<0.000176		<0.000350
MW-37	15.58	2025.39	06/02/05	06/27/2005	Unfiltered	<0.00308	<0.00209	0.0557	<0.000176		<0.000350
MW-40	38.17	2085.52	05/20/02	05/24/2002	Unfiltered	<0.0014	0.0021 BJaq	0.0225	<0.000050	35.0 Bk	<0.000095
MW-40	43.82	2082.57	06/18/04	06/30/2004	Unfiltered	<0.00308	<0.00209	0.0212	<0.000176		<0.000350
MW-40	35.02	2091.37	06/01/05	07/01/2005	Unfiltered	<0.00308	<0.00209	0.0844 Bk	<0.000176		<0.000350
MW-40	41.33	2085.063	05/14/2010	06/16/2010	Filtered						
MW-42	8.05	2081.81	05/20/02	05/28/2002	Unfiltered	0.0060 Ba	0.0025 Jq	0.0872 Bk	<0.000050	33.7	0.00020 Jq
MW-42	12.20	2080.35	06/17/04	07/01/2004	Unfiltered	<0.00308	<0.00209	0.0987	<0.000176		<0.000350
MW-42	5.22	2087.33	06/01/05	06/28/2005	Unfiltered	<0.00308	<0.00209	0.0717	<0.000176		<0.000350
MW-43	5.41	2060.40	05/20/02	05/29/2002	Unfiltered	0.0022 BJkq	<0.0018	0.0808	<0.000050	24.8	0.00015 BJkq
MW-43	7.38	2061.20	06/18/04	06/25/2004	Unfiltered	<0.00308	<0.00209	0.0715	<0.000176		<0.000350
MW-43	3.68	2064.897	05/31/06	06/06/2006	Unfiltered	<0.00308			<0.000176		<0.000350
MW-43	3.68	2064.897	05/31/06	06/06/2006	Filtered	<0.00308			<0.000176		<0.000350
MW-43	4.22	2064.36	05/13/08	05/29/2008	Unfiltered					23.5	

Consolidation Data Summary Table - Groundwater
Beaumont Site 1

	Water Level Data					Metals				
Sample Location	Depth to Water (feet below ground surface)	Groundwater Elevation (feet above mean sea level)	Elevation Date	Sample Date	Filter Status	Cobalt -mg/L	Chromium -mg/L	Chromium, Hexavalent -ug/L	Copper -mg/L	Lead -mg/L
MW-31	87.83	2098.69	05/14/08	06/11/2008	Unfiltered					
MW-31	93.16	2093.355	05/13/2010	06/14/2010	Filtered					
MW-32	92.88	2083.73	06/17/04	07/14/2004	Unfiltered	<0.000696	<0.000350	0.51	<0.00134	<0.00236
MW-32	74.93	2101.683	05/31/06	06/29/2006	Unfiltered			0.41 Bk		<0.00236
MW-32	74.93	2101.683	05/31/06	06/29/2006	Filtered					<0.00236
MW-32	81.21	2095.40	05/14/08	06/13/2008	Unfiltered					
MW-32	86.58	2090.033	05/13/2010	06/10/2010	Filtered					
MW-34	54.71	2099.09	06/17/04	07/02/2004	Unfiltered	<0.000696	<0.000350	1.3	<0.00134	<0.00236
MW-34	34.09	2119.71	06/01/05	07/05/2005	Unfiltered	<0.000696	<0.000350	1.8	0.00521	<0.00236
MW-34	50.68	2103.121	05/13/2010	06/17/2010	Filtered					
MW-35	73.91	2097.07	06/17/04	07/14/2004	Unfiltered	<0.000696	<0.000350	1.2	<0.00134	<0.00236
MW-35	42.87	2128.11	06/01/05	06/30/2005	Unfiltered	<0.000696	<0.000350	0.71	<0.00134	<0.00236
MW-35	68.09	2102.892	05/13/2010	06/14/2010	Filtered					
MW-36	87.85	2117.33	06/17/04	07/02/2004	Unfiltered	<0.000696	<0.000350	0.50	<0.00134	<0.00236
MW-36	55.81	2149.37	06/01/05	07/01/2005	Unfiltered	<0.000696	<0.000350	0.46 Bk	<0.00134	<0.00236
MW-36	63.18	2142.002	05/13/2010	06/14/2010	Filtered					
MW-37	38.08	2002.89	06/18/04	06/29/2004	Unfiltered	<0.000696	<0.000350	<0.0050	<0.00134	<0.00236
MW-37	15.58	2025.39	06/02/05	06/27/2005	Unfiltered	<0.000696	<0.000350	0.35	<0.00134	<0.00236
MW-40	38.17	2085.52	05/20/02	05/24/2002	Unfiltered	<0.00018	0.0014 BJkq		<0.00072	<0.00066
MW-40	43.82	2082.57	06/18/04	06/30/2004	Unfiltered	<0.000696	<0.000350	0.39 Bk	0.00567	<0.00236
MW-40	35.02	2091.37	06/01/05	07/01/2005	Unfiltered	<0.000696	<0.000350	0.35 Bk	<0.00134	<0.00236
MW-40	41.33	2085.063	05/14/2010	06/16/2010	Filtered					
MW-42	8.05	2081.81	05/20/02	05/28/2002	Unfiltered	0.00073 BJkq	0.0017 BJakq		0.0068 BJkq	0.0013 BJkq
MW-42	12.20	2080.35	06/17/04	07/01/2004	Unfiltered	<0.000696	<0.000350	<0.0050	<0.00134	<0.00236
MW-42	5.22	2087.33	06/01/05	06/28/2005	Unfiltered	<0.000696	<0.000350	<0.0050	<0.00134	<0.00236
MW-43	5.41	2060.40	05/20/02	05/29/2002	Unfiltered	<0.00018	0.0010 BJkq		0.0013 BJkq	0.0011 BJkq
MW-43	7.38	2061.20	06/18/04	06/25/2004	Unfiltered	<0.000696	<0.000350	0.29 Bk	<0.00134	<0.00236
MW-43	3.68	2064.897	05/31/06	06/06/2006	Unfiltered			0.26		<0.00236
MW-43	3.68	2064.897	05/31/06	06/06/2006	Filtered					<0.00236
MW-43	4.22	2064.36	05/13/08	05/29/2008	Unfiltered					

Consolidation Data Summary Table - Groundwater
Beaumont Site 1

Sample Location	Water Level Data			Sample Date	Filter Status	Metals					
	Depth to Water (feet below ground surface)	Groundwater Elevation (feet above mean sea level)	Elevation Date			Magnesium -mg/L	Manganese -mg/L	Mercury -ug/L	Molybdenum -mg/L	Nickel -mg/L	Potassium -mg/L
MW-31	87.83	2098.69	05/14/08	06/11/2008	Unfiltered	<0.1					0.386 BJaq
MW-31	93.16	2093.355	05/13/2010	06/14/2010	Filtered		<0.0012				
MW-32	92.88	2083.73	06/17/04	07/14/2004	Unfiltered			<0.0672	0.0112	<0.00137	
MW-32	74.93	2101.683	05/31/06	06/29/2006	Unfiltered						
MW-32	74.93	2101.683	05/31/06	06/29/2006	Filtered						
MW-32	81.21	2095.40	05/14/08	06/13/2008	Unfiltered	0.209 Jq					0.769 Jq
MW-32	86.58	2090.033	05/13/2010	06/10/2010	Filtered		<0.0012				
MW-34	54.71	2099.09	06/17/04	07/02/2004	Unfiltered			<0.0672	<0.000800	<0.00137	
MW-34	34.09	2119.71	06/01/05	07/05/2005	Unfiltered			<0.0672	<0.000800	<0.00137	
MW-34	50.68	2103.121	05/13/2010	06/17/2010	Filtered		<0.0025				
MW-35	73.91	2097.07	06/17/04	07/14/2004	Unfiltered			<0.0672	<0.000800	<0.00137	
MW-35	42.87	2128.11	06/01/05	06/30/2005	Unfiltered			<0.0672	<0.000800	<0.00137	
MW-35	68.09	2102.892	05/13/2010	06/14/2010	Filtered		<0.0012				
MW-36	87.85	2117.33	06/17/04	07/02/2004	Unfiltered			<0.0672	<0.000800	<0.00137	
MW-36	55.81	2149.37	06/01/05	07/01/2005	Unfiltered			<0.0672	<0.000800	<0.00137	
MW-36	63.18	2142.002	05/13/2010	06/14/2010	Filtered		<0.0012				
MW-37	38.08	2002.89	06/18/04	06/29/2004	Unfiltered			<0.0672	0.00649	<0.00137	
MW-37	15.58	2025.39	06/02/05	06/27/2005	Unfiltered			<0.0672	0.00571	0.00873	
MW-40	38.17	2085.52	05/20/02	05/24/2002	Unfiltered	2.42 Bk		0.14 BJkq	0.00061 BJaq	0.0022 BJakq	1.58 Bk
MW-40	43.82	2082.57	06/18/04	06/30/2004	Unfiltered			<0.0672	<0.000800	<0.00137	
MW-40	35.02	2091.37	06/01/05	07/01/2005	Unfiltered			<0.0672	<0.000800	<0.00137	
MW-40	41.33	2085.063	05/14/2010	06/16/2010	Filtered		<0.0025				
MW-42	8.05	2081.81	05/20/02	05/28/2002	Unfiltered	5.12		0.20 BJkq	0.0074 Bk	<0.00038	1.50 Ba
MW-42	12.20	2080.35	06/17/04	07/01/2004	Unfiltered			<0.0672	<0.000800	<0.00137	
MW-42	5.22	2087.33	06/01/05	06/28/2005	Unfiltered			<0.0672	0.00528	<0.00137	
MW-43	5.41	2060.40	05/20/02	05/29/2002	Unfiltered	3.52		0.11 BJkq	0.0059	<0.00038	1.32 Ba
MW-43	7.38	2061.20	06/18/04	06/25/2004	Unfiltered			<0.0672	0.00709	<0.00137	
MW-43	3.68	2064.897	05/31/06	06/06/2006	Unfiltered						
MW-43	3.68	2064.897	05/31/06	06/06/2006	Filtered						
MW-43	4.22	2064.36	05/13/08	05/29/2008	Unfiltered	3.23					1.57 Jq

Consolidation Data Summary Table - Groundwater
Beaumont Site 1

	Water Level Data					Metals					
Sample Location	Depth to Water (feet below ground surface)	Groundwater Elevation (feet above mean sea level)	Elevation Date	Sample Date	Filter Status	Silver -mg/L	Selenium -mg/L	Sodium -mg/L	Thallium -mg/L	Vanadium -mg/L	Zinc -mg/L
MW-31	87.83	2098.69	05/14/08	06/11/2008	Unfiltered			69.4			
MW-31	93.16	2093.355	05/13/2010	06/14/2010	Filtered						
MW-32	92.88	2083.73	06/17/04	07/14/2004	Unfiltered	<0.000400	<0.00295		<0.00233	<0.000314	<0.000848
MW-32	74.93	2101.683	05/31/06	06/29/2006	Unfiltered						
MW-32	74.93	2101.683	05/31/06	06/29/2006	Filtered						
MW-32	81.21	2095.40	05/14/08	06/13/2008	Unfiltered			72.8			
MW-32	86.58	2090.033	05/13/2010	06/10/2010	Filtered						
MW-34	54.71	2099.09	06/17/04	07/02/2004	Unfiltered	<0.000400	<0.00295		<0.00233	0.0199	<0.000848
MW-34	34.09	2119.71	06/01/05	07/05/2005	Unfiltered	<0.000400	<0.00295		<0.00233	0.0133	<0.000848
MW-34	50.68	2103.121	05/13/2010	06/17/2010	Filtered						
MW-35	73.91	2097.07	06/17/04	07/14/2004	Unfiltered	<0.000400	<0.00295		<0.00233	<0.000314	0.0152
MW-35	42.87	2128.11	06/01/05	06/30/2005	Unfiltered	<0.000400	<0.00295		<0.00233	<0.000314	<0.000848
MW-35	68.09	2102.892	05/13/2010	06/14/2010	Filtered						
MW-36	87.85	2117.33	06/17/04	07/02/2004	Unfiltered	<0.000400	<0.00295		<0.00233	<0.000314	<0.000848
MW-36	55.81	2149.37	06/01/05	07/01/2005	Unfiltered	<0.000400	<0.00295		<0.00233	<0.000314	0.0346
MW-36	63.18	2142.002	05/13/2010	06/14/2010	Filtered						
MW-37	38.08	2002.89	06/18/04	06/29/2004	Unfiltered	<0.000400	<0.00295		<0.00233	<0.000314	<0.000848
MW-37	15.58	2025.39	06/02/05	06/27/2005	Unfiltered	<0.000400	<0.00295		<0.00233	<0.000314	<0.000848
MW-40	38.17	2085.52	05/20/02	05/24/2002	Unfiltered	<0.00025	0.0058 BJkq	30.6 Bk	0.0011 BJaq	0.0086 Jq	0.0111 Bk
MW-40	43.82	2082.57	06/18/04	06/30/2004	Unfiltered	<0.000400	<0.00295		<0.00233	0.0108	0.0245 Bk
MW-40	35.02	2091.37	06/01/05	07/01/2005	Unfiltered	<0.000400	<0.00295		<0.00233	0.0109	0.0241 Jf
MW-40	41.33	2085.063	05/14/2010	06/16/2010	Filtered						
MW-42	8.05	2081.81	05/20/02	05/28/2002	Unfiltered	0.00081 BJakq	<0.0026	23.7	0.0032 BJakq	0.0020 BJkq	0.0026 BJkq
MW-42	12.20	2080.35	06/17/04	07/01/2004	Unfiltered	<0.000400	<0.00295		<0.00233	<0.000314	<0.000848
MW-42	5.22	2087.33	06/01/05	06/28/2005	Unfiltered	<0.000400	<0.00295		<0.00233	<0.000314	<0.000848
MW-43	5.41	2060.40	05/20/02	05/29/2002	Unfiltered	<0.00025	<0.0026	15.3	0.0018 Jq	0.0031 Jq	0.0074 BJkq
MW-43	7.38	2061.20	06/18/04	06/25/2004	Unfiltered	<0.000400	<0.00295		<0.00233	<0.000314	<0.000848
MW-43	3.68	2064.897	05/31/06	06/06/2006	Unfiltered						
MW-43	3.68	2064.897	05/31/06	06/06/2006	Filtered						
MW-43	4.22	2064.36	05/13/08	05/29/2008	Unfiltered			15.4			

Consolidation Data Summary Table - Groundwater
Beaumont Site 1

Sample Location	Water Level Data					Metals					
	Depth to Water (feet below ground surface)	Groundwater Elevation (feet above mean sea level)	Elevation Date	Sample Date	Filter Status	Arsenic -mg/L	Antimony -mg/L	Barium -mg/L	Beryllium -mg/L	Calcium -mg/L	Cadmium -mg/L
MW-43	5.46	2063.117	05/17/2010	06/10/2010	Filtered						
MW-44	32.63	2096.06	12/15/2010	1/19/2011	Filtered						
MW-45	0.00	2068.90	05/20/02	05/20/2002	Unfiltered	0.0019 Jq	<0.0018	0.0728	<0.000050	22.8	0.00062 BJakq
MW-45	0.00	2071.63	06/18/04	06/25/2004	Unfiltered	<0.00308	<0.00209	0.0593	<0.000176		<0.000350
MW-45	0.00	2071.63	06/02/05	06/22/2005	Unfiltered	<0.00308	<0.00209	0.0715	<0.000176		<0.000350
MW-45	0.00	2071.625	05/31/06	06/06/2006	Unfiltered	<0.00308			<0.000176		<0.000350
MW-45	0.00	2071.625	05/31/06	06/06/2006	Filtered	<0.00308			<0.000176		<0.000350
MW-45	0.00	2068.18	05/14/08	06/02/2008	Unfiltered					22.7	
MW-45	3.80 PSI	2076.954	05/17/2010	06/15/2010	Filtered						
MW-46	51.82	2017.58	05/20/02	05/23/2002	Unfiltered	<0.0014	0.0033 BJakq	0.130	<0.000050	37.7	0.00035 BJkq
MW-46	52.79	2019.38	06/18/04	06/29/2004	Unfiltered	<0.00308	<0.00209	0.109	<0.000176		<0.000350
MW-46	37.49	2034.68	06/02/05	06/29/2005	Unfiltered	<0.00308	<0.00209	0.0709	<0.000176		<0.000350
MW-46	46.97	2025.201	05/17/2010	06/16/2010	Filtered						
MW-47	0.00	2077.68	06/18/04	06/25/2004	Unfiltered	<0.00308	<0.00209	0.0608	<0.000176		<0.000350
MW-47	0.00	2077.68	06/02/05	06/22/2005	Unfiltered	<0.00308	<0.00209	0.0684	<0.000176		<0.000350
MW-47	3.00 PSI	2083.595	05/17/2010	06/16/2010	Filtered						
MW-48	11.51	2064.99	06/18/04	06/25/2004	Unfiltered	<0.00308	<0.00209	0.0671	<0.000176		<0.000350
MW-48	9.35	2067.085	05/17/2010	06/10/2010	Filtered						
MW-49	34.83	2096.09	06/17/04	07/01/2004	Unfiltered	<0.00308	<0.00209	0.0789	<0.000176		<0.000350
MW-49	8.51	2122.41	06/01/05	06/28/2005	Unfiltered	<0.00308	<0.00209	0.0863	<0.000176		<0.000350
MW-49	29.75	2101.17	05/17/2010	06/10/2010	Filtered						
MW-49	31.60	2099.32	12/15/2010	1/10/2011	Filtered						
MW-50	47.50	2101.26	05/20/02	05/21/2002	Unfiltered	0.0025 Jq	<0.0018	0.0715	<0.000050	18.6	0.00039 BJakq
MW-50	51.27	2100.16	12/17/2010	1/18/2011	Filtered						
MW-51	38.16	2100.20	12/15/2010	1/18/2011	Filtered						
MW-52	36.55	2099.63	12/15/2010	1/18/2011	Filtered						
MW-53	56.41	2096.88	06/17/04	07/01/2004	Unfiltered	<0.00308	<0.00209	0.0735	<0.000176		<0.000350
MW-53	27.59	2125.70	06/01/05	06/30/2005	Unfiltered	<0.00308	<0.00209	0.0507	<0.000176		<0.000350
MW-53	51.14	2102.153	05/17/2010	06/16/2010	Filtered						
MW-54	56.31	2097.13	06/17/04	07/08/2004	Unfiltered	<0.00308	<0.00209	0.0873	<0.000176		<0.000350

Consolidation Data Summary Table - Groundwater
Beaumont Site 1

Sample Location	Water Level Data			Sample Date	Filter Status	Metals				
	Depth to Water (feet below ground surface)	Groundwater Elevation (feet above mean sea level)	Elevation Date			Cobalt -mg/L	Chromium -mg/L	Chromium, Hexavalent -ug/L	Copper -mg/L	Lead -mg/L
MW-43	5.46	2063.117	05/17/2010	06/10/2010	Filtered					
MW-44	32.63	2096.06	12/15/2010	1/19/2011	Filtered					
MW-45	0.00	2068.90	05/20/02	05/20/2002	Unfiltered	<0.00018	0.0015 BJkq		0.00098 BJakq	0.0022 BJakq
MW-45	0.00	2071.63	06/18/04	06/25/2004	Unfiltered	<0.000696	<0.000350	0.52 Bk	<0.00134	<0.00236
MW-45	0.00	2071.63	06/02/05	06/22/2005	Unfiltered	<0.000696	<0.000350	0.53	<0.00134	<0.00236
MW-45	0.00	2071.625	05/31/06	06/06/2006	Unfiltered			0.22		<0.00236
MW-45	0.00	2071.625	05/31/06	06/06/2006	Filtered					<0.00236
MW-45	0.00	2068.18	05/14/08	06/02/2008	Unfiltered					
MW-45	3.80 PSI	2076.954	05/17/2010	06/15/2010	Filtered					
MW-46	51.82	2017.58	05/20/02	05/23/2002	Unfiltered	0.00039 BJaq	0.0010 BJkq		0.0049 BJakq	0.00071 Jq
MW-46	52.79	2019.38	06/18/04	06/29/2004	Unfiltered	<0.000696	<0.000350	<0.0050	<0.00134	<0.00236
MW-46	37.49	2034.68	06/02/05	06/29/2005	Unfiltered	<0.000696	<0.000350	0.99	<0.00134	<0.00236
MW-46	46.97	2025.201	05/17/2010	06/16/2010	Filtered					
MW-47	0.00	2077.68	06/18/04	06/25/2004	Unfiltered	<0.000696	<0.000350	0.73 Bk	<0.00134	<0.00236
MW-47	0.00	2077.68	06/02/05	06/22/2005	Unfiltered	<0.000696	<0.000350	0.70	<0.00134	<0.00236
MW-47	3.00 PSI	2083.595	05/17/2010	06/16/2010	Filtered					
MW-48	11.51	2064.99	06/18/04	06/25/2004	Unfiltered	<0.000696	<0.000350	0.25 Bk	<0.00134	<0.00236
MW-48	9.35	2067.085	05/17/2010	06/10/2010	Filtered					
MW-49	34.83	2096.09	06/17/04	07/01/2004	Unfiltered	<0.000696	<0.000350	1.3	<0.00134	<0.00236
MW-49	8.51	2122.41	06/01/05	06/28/2005	Unfiltered	<0.000696	<0.000350	2.3	<0.00134	<0.00236
MW-49	29.75	2101.17	05/17/2010	06/10/2010	Filtered					
MW-49	31.60	2099.32	12/15/2010	1/10/2011	Filtered					
MW-50	47.50	2101.26	05/20/02	05/21/2002	Unfiltered	0.00021 Jq	0.0030 BJkq		<0.00072	0.0028 BJakq
MW-50	51.27	2100.16	12/17/2010	1/18/2011	Filtered					
MW-51	38.16	2100.20	12/15/2010	1/18/2011	Filtered					
MW-52	36.55	2099.63	12/15/2010	1/18/2011	Filtered					
MW-53	56.41	2096.88	06/17/04	07/01/2004	Unfiltered	<0.000696	<0.000350	1.8	<0.00134	<0.00236
MW-53	27.59	2125.70	06/01/05	06/30/2005	Unfiltered	<0.000696	<0.000350	0.88	<0.00134	<0.00236
MW-53	51.14	2102.153	05/17/2010	06/16/2010	Filtered					
MW-54	56.31	2097.13	06/17/04	07/08/2004	Unfiltered	<0.000696	<0.000350	2.5	<0.00134	<0.00236

Consolidation Data Summary Table - Groundwater
Beaumont Site 1

Sample Location	Water Level Data					Metals					
	Depth to Water (feet below ground surface)	Groundwater Elevation (feet above mean sea level)	Elevation Date	Sample Date	Filter Status	Magnesium -mg/L	Manganese -mg/L	Mercury -ug/L	Molybdenum -mg/L	Nickel -mg/L	Potassium -mg/L
MW-43	5.46	2063.117	05/17/2010	06/10/2010	Filtered		0.0041 Jq				
MW-44	32.63	2096.06	12/15/2010	1/19/2011	Filtered		0.00025 BJkq				
MW-45	0.00	2068.90	05/20/02	05/20/2002	Unfiltered	3.84		0.11 BJkq	0.0074	0.0018 BJkq	2.58
MW-45	0.00	2071.63	06/18/04	06/25/2004	Unfiltered			<0.0672	0.00786	<0.00137	
MW-45	0.00	2071.63	06/02/05	06/22/2005	Unfiltered			<0.0672	0.00603	<0.00137	
MW-45	0.00	2071.625	05/31/06	06/06/2006	Unfiltered						
MW-45	0.00	2071.625	05/31/06	06/06/2006	Filtered						
MW-45	0.00	2068.18	05/14/08	06/02/2008	Unfiltered	3.13					1.5 Jq
MW-45	3.80 PSI	2076.954	05/17/2010	06/15/2010	Filtered		<0.0012				
MW-46	51.82	2017.58	05/20/02	05/23/2002	Unfiltered	4.90		0.16 BJkq	0.0105	0.0017 BJakq	1.54
MW-46	52.79	2019.38	06/18/04	06/29/2004	Unfiltered			<0.0672	0.00565	<0.00137	
MW-46	37.49	2034.68	06/02/05	06/29/2005	Unfiltered			<0.0672	0.00714	<0.00137	
MW-46	46.97	2025.201	05/17/2010	06/16/2010	Filtered		0.023				
MW-47	0.00	2077.68	06/18/04	06/25/2004	Unfiltered			<0.0672	0.00612	<0.00137	
MW-47	0.00	2077.68	06/02/05	06/22/2005	Unfiltered			<0.0672	0.00574	<0.00137	
MW-47	3.00 PSI	2083.595	05/17/2010	06/16/2010	Filtered		<0.0025				
MW-48	11.51	2064.99	06/18/04	06/25/2004	Unfiltered			<0.0672	<0.000800	<0.00137	
MW-48	9.35	2067.085	05/17/2010	06/10/2010	Filtered		0.180				
MW-49	34.83	2096.09	06/17/04	07/01/2004	Unfiltered			<0.0672	<0.000800	<0.00137	
MW-49	8.51	2122.41	06/01/05	06/28/2005	Unfiltered			<0.0672	<0.000800	<0.00137	
MW-49	29.75	2101.17	05/17/2010	06/10/2010	Filtered		<0.0012				
MW-49	31.60	2099.32	12/15/2010	1/10/2011	Filtered		<0.00024				
MW-50	47.50	2101.26	05/20/02	05/21/2002	Unfiltered	3.24		0.15 BJkq	0.0026 BJkq	0.0031 BJkq	1.10
MW-50	51.27	2100.16	12/17/2010	1/18/2011	Filtered		0.00058 BJkq				
MW-51	38.16	2100.20	12/15/2010	1/18/2011	Filtered		0.0013 BJkq				
MW-52	36.55	2099.63	12/15/2010	1/18/2011	Filtered		<0.00024				
MW-53	56.41	2096.88	06/17/04	07/01/2004	Unfiltered			<0.0672	<0.000800	<0.00137	
MW-53	27.59	2125.70	06/01/05	06/30/2005	Unfiltered			<0.0672	<0.000800	<0.00137	
MW-53	51.14	2102.153	05/17/2010	06/16/2010	Filtered		<0.0025				
MW-54	56.31	2097.13	06/17/04	07/08/2004	Unfiltered			<0.0672	<0.000800	<0.00137	

Consolidation Data Summary Table - Groundwater
Beaumont Site 1

Sample Location	Water Level Data					Metals					
	Depth to Water (feet below ground surface)	Groundwater Elevation (feet above mean sea level)	Elevation Date	Sample Date	Filter Status	Silver -mg/L	Selenium -mg/L	Sodium -mg/L	Thallium -mg/L	Vanadium -mg/L	Zinc -mg/L
MW-43	5.46	2063.117	05/17/2010	06/10/2010	Filtered						
MW-44	32.63	2096.06	12/15/2010	1/19/2011	Filtered						
MW-45	0.00	2068.90	05/20/02	05/20/2002	Unfiltered	<0.00025	<0.0026	14.2	0.00092 BJaq	0.0057 Jq	0.0082 BJkq
MW-45	0.00	2071.63	06/18/04	06/25/2004	Unfiltered	<0.000400	<0.00295		<0.00233	<0.000314	<0.000848
MW-45	0.00	2071.63	06/02/05	06/22/2005	Unfiltered	<0.000400	<0.00295		<0.00233	<0.000314	<0.000848
MW-45	0.00	2071.625	05/31/06	06/06/2006	Unfiltered						
MW-45	0.00	2071.625	05/31/06	06/06/2006	Filtered						
MW-45	0.00	2071.625	05/31/06	06/06/2006	Unfiltered						
MW-45	0.00	2071.625	05/31/06	06/06/2006	Filtered						
MW-45	0.00	2068.18	05/14/08	06/02/2008	Unfiltered			15.1			
MW-45	3.80 PSI	2076.954	05/17/2010	06/15/2010	Filtered						
MW-46	51.82	2017.58	05/20/02	05/23/2002	Unfiltered	0.00072 BJakq	<0.0026	26.5	0.0028 BJakq	0.0075 Jq	0.0106 Bk
MW-46	52.79	2019.38	06/18/04	06/29/2004	Unfiltered	<0.000400	<0.00295		<0.00233	<0.000314	<0.000848
MW-46	37.49	2034.68	06/02/05	06/29/2005	Unfiltered	<0.000400	<0.00295		<0.00233	<0.000314	0.0103
MW-46	46.97	2025.201	05/17/2010	06/16/2010	Filtered						
MW-47	0.00	2077.68	06/18/04	06/25/2004	Unfiltered	<0.000400	<0.00295		<0.00233	0.00547	<0.000848
MW-47	0.00	2077.68	06/02/05	06/22/2005	Unfiltered	<0.000400	<0.00295		<0.00233	0.00653	<0.000848
MW-47	3.00 PSI	2083.595	05/17/2010	06/16/2010	Filtered						
MW-48	11.51	2064.99	06/18/04	06/25/2004	Unfiltered	<0.000400	<0.00295		<0.00233	<0.000314	<0.000848
MW-48	9.35	2067.085	05/17/2010	06/10/2010	Filtered						
MW-49	34.83	2096.09	06/17/04	07/01/2004	Unfiltered	<0.000400	<0.00295		<0.00233	0.00585	<0.000848
MW-49	8.51	2122.41	06/01/05	06/28/2005	Unfiltered	<0.000400	<0.00295		<0.00233	<0.000314	<0.000848
MW-49	29.75	2101.17	05/17/2010	06/10/2010	Filtered						
MW-49	31.60	2099.32	12/15/2010	1/10/2011	Filtered						
MW-50	47.50	2101.26	05/20/02	05/21/2002	Unfiltered	0.00069 BJakq	<0.0026	11.3	<0.00075	0.0045 Jq	0.0101 Bk
MW-50	51.27	2100.16	12/17/2010	1/18/2011	Filtered						
MW-51	38.16	2100.20	12/15/2010	1/18/2011	Filtered						
MW-52	36.55	2099.63	12/15/2010	1/18/2011	Filtered						
MW-53	56.41	2096.88	06/17/04	07/01/2004	Unfiltered	<0.000400	<0.00295		<0.00233	<0.000314	<0.000848
MW-53	27.59	2125.70	06/01/05	06/30/2005	Unfiltered	<0.000400	<0.00295		<0.00233	<0.000314	0.0149 Bk
MW-53	51.14	2102.153	05/17/2010	06/16/2010	Filtered						
MW-54	56.31	2097.13	06/17/04	07/08/2004	Unfiltered	<0.000400	<0.00295		<0.00233	<0.000314	0.0243

Consolidation Data Summary Table - Groundwater
Beaumont Site 1

Sample Location	Water Level Data			Sample Date	Filter Status	Metals					
	Depth to Water (feet below ground surface)	Groundwater Elevation (feet above mean sea level)	Elevation Date			Arsenic -mg/L	Antimony -mg/L	Barium -mg/L	Beryllium -mg/L	Calcium -mg/L	Cadmium -mg/L
MW-54	27.81	2125.63	06/01/05	07/01/2005	Unfiltered	<0.00308	<0.00209	0.153 Bk	<0.000176		<0.000350
MW-54	51.14	2102.295	05/13/2010	06/18/2010	Filtered						
MW-55	69.32	2097.34	06/17/04	07/09/2004	Unfiltered	<0.00308	<0.00209	0.0806	<0.000176		<0.000350
MW-55	64.14	2102.523	05/13/2010	06/15/2010	Filtered						
MW-56A	51.22	2089.22	05/20/02	05/22/2002	Unfiltered	<0.0015	0.0037 BJkq	0.0062 Jq	<0.000093	2.89	<0.00030
MW-56A	57.85	2085.24	06/17/04	07/06/2004	Unfiltered	<0.00308	<0.00209	<0.000719	<0.000176		<0.000350
MW-56A	46.85	2096.24	05/13/08	06/09/2008	Unfiltered					2.03	
MW-56A	52.72	2090.366	05/17/2010	06/03/2010	Filtered						
MW-56B	38.66	2101.27	05/20/02	05/28/2002	Unfiltered	0.0052 Ba	<0.0018	0.0644 Bk	0.000058 BJkq	27.6	<0.000095
MW-56B	45.78	2096.80	06/17/04	07/07/2004	Unfiltered	<0.00308	<0.00209	0.0662	<0.000176		<0.000350
MW-56B	33.72	2108.86	05/13/08	06/09/2008	Unfiltered					29.7	
MW-56B	40.5	2102.08	05/17/2010	06/03/2010	Filtered						
MW-56C	45.95	2096.82	06/17/04	07/08/2004	Unfiltered	<0.00308	<0.00209	0.0691	<0.000176		<0.000350
MW-56C	18.51	2124.26	06/01/05	06/28/2005	Unfiltered	<0.00308	<0.00209	0.0940	<0.000176		<0.000350
MW-56C	34.24	2108.53	05/13/08	06/10/2008	Unfiltered					25.8	
MW-56C	40.94	2101.828	05/17/2010	06/03/2010	Filtered						
MW-56D	45.72	2096.76	06/17/04	07/08/2004	Unfiltered	<0.00308	<0.00209	0.123	<0.000176		<0.000350
MW-57A	41.94	2101.40	05/20/02	05/29/2002	Unfiltered	0.0015 BJkq	<0.0018	0.0861	<0.000050	26.5	<0.000095
MW-57A	49.08	2096.90	06/17/04	07/07/2004	Unfiltered	<0.00308	<0.00209	0.0964	<0.000176		<0.000350
MW-57B	49.22	2096.97	06/17/04	07/07/2004	Unfiltered	<0.00308	<0.00209	0.0664	<0.000176		<0.000350
MW-57B	30.35	2115.844	05/31/06	07/11/2006	Unfiltered	<0.00308			<0.000176		<0.000350
MW-57B	30.35	2115.844	05/31/06	07/11/2006	Filtered	<0.00308			<0.000176		<0.000350
MW-57C	49.04	2096.98	06/17/04	07/07/2004	Unfiltered	<0.00308	<0.00209	0.0787	<0.000176		<0.000350
MW-57D	49.17	2096.93	06/17/04	07/07/2004	Unfiltered	<0.00308	<0.00209	0.0943	<0.000176		<0.000350
MW-57D	21.32	2124.78	06/01/05	06/27/2005	Unfiltered	<0.00308	<0.00209	0.0971	<0.000176		<0.000350
MW-57D	30.35	2115.75	05/31/06	07/10/2006	Unfiltered	<0.00308			<0.000176		<0.000350
MW-57D	30.35	2115.75	05/31/06	07/10/2006	Filtered	<0.00308			<0.000176		<0.000350
MW-58A	44.24	2096.49	06/17/04	07/06/2004	Unfiltered	<0.00308	<0.00209	0.0841	<0.000176		<0.000350
MW-58B	44.10	2096.68	06/17/04	07/06/2004	Unfiltered	<0.00308	<0.00209	0.0712	<0.000176		<0.000350
MW-58C	44.45	2096.57	06/17/04	07/06/2004	Unfiltered	<0.00308	<0.00209	0.0800	<0.000176		<0.000350

Consolidation Data Summary Table - Groundwater
Beaumont Site 1

Sample Location	Water Level Data			Sample Date	Filter Status	Metals				
	Depth to Water (feet below ground surface)	Groundwater Elevation (feet above mean sea level)	Elevation Date			Cobalt -mg/L	Chromium -mg/L	Chromium, Hexavalent -ug/L	Copper -mg/L	Lead -mg/L
MW-54	27.81	2125.63	06/01/05	07/01/2005	Unfiltered	<0.000696	<0.000350	2.3	<0.00134	<0.00236
MW-54	51.14	2102.295	05/13/2010	06/18/2010	Filtered					
MW-55	69.32	2097.34	06/17/04	07/09/2004	Unfiltered	<0.000696	<0.000350	1.6	<0.00134	<0.00236
MW-55	64.14	2102.523	05/13/2010	06/15/2010	Filtered					
MW-56A	51.22	2089.22	05/20/02	05/22/2002	Unfiltered	0.00039 BJaq	0.0051 Bk		0.0015 BJakq	0.0014 Jq
MW-56A	57.85	2085.24	06/17/04	07/06/2004	Unfiltered	<0.000696	<0.000350	0.40	<0.00134	<0.00236
MW-56A	46.85	2096.24	05/13/08	06/09/2008	Unfiltered					
MW-56A	52.72	2090.366	05/17/2010	06/03/2010	Filtered					
MW-56B	38.66	2101.27	05/20/02	05/28/2002	Unfiltered	0.00022 BJkq	0.0017 BJakq		0.0047 BJkq	0.0019 BJkq
MW-56B	45.78	2096.80	06/17/04	07/07/2004	Unfiltered	<0.000696	<0.000350	0.77	<0.00134	<0.00236
MW-56B	33.72	2108.86	05/13/08	06/09/2008	Unfiltered					
MW-56B	40.5	2102.08	05/17/2010	06/03/2010	Filtered					
MW-56C	45.95	2096.82	06/17/04	07/08/2004	Unfiltered	<0.000696	<0.000350	2.6	<0.00134	<0.00236
MW-56C	18.51	2124.26	06/01/05	06/28/2005	Unfiltered	<0.000696	<0.000350	2.2	<0.00134	<0.00236
MW-56C	34.24	2108.53	05/13/08	06/10/2008	Unfiltered					
MW-56C	40.94	2101.828	05/17/2010	06/03/2010	Filtered					
MW-56D	45.72	2096.76	06/17/04	07/08/2004	Unfiltered	<0.000696	<0.000350	1.5	<0.00134	<0.00236
MW-57A	41.94	2101.40	05/20/02	05/29/2002	Unfiltered	0.00023 BJkq	0.0038 BJkq		0.00095 BJkq	<0.00066
MW-57A	49.08	2096.90	06/17/04	07/07/2004	Unfiltered	<0.000696	<0.000350	2.2	<0.00134	<0.00236
MW-57B	49.22	2096.97	06/17/04	07/07/2004	Unfiltered	<0.000696	<0.000350	3.1	<0.00134	<0.00236
MW-57B	30.35	2115.844	05/31/06	07/11/2006	Unfiltered			1.5		<0.00236
MW-57B	30.35	2115.844	05/31/06	07/11/2006	Filtered					<0.00236
MW-57C	49.04	2096.98	06/17/04	07/07/2004	Unfiltered	<0.000696	<0.000350	2.4	<0.00134	<0.00236
MW-57D	49.17	2096.93	06/17/04	07/07/2004	Unfiltered	<0.000696	<0.000350	2.7	<0.00134	<0.00236
MW-57D	21.32	2124.78	06/01/05	06/27/2005	Unfiltered	<0.000696	<0.000350	2.5	<0.00134	<0.00236
MW-57D	30.35	2115.75	05/31/06	07/10/2006	Unfiltered			2.3		<0.00236
MW-57D	30.35	2115.75	05/31/06	07/10/2006	Filtered					<0.00236
MW-58A	44.24	2096.49	06/17/04	07/06/2004	Unfiltered	<0.000696	<0.000350	2.8	<0.00134	<0.00236
MW-58B	44.10	2096.68	06/17/04	07/06/2004	Unfiltered	<0.000696	<0.000350	2.9	<0.00134	<0.00236
MW-58C	44.45	2096.57	06/17/04	07/06/2004	Unfiltered	<0.000696	<0.000350	2.7	<0.00134	<0.00236

Consolidation Data Summary Table - Groundwater
Beaumont Site 1

Sample Location	Water Level Data					Metals					
	Depth to Water (feet below ground surface)	Groundwater Elevation (feet above mean sea level)	Elevation Date	Sample Date	Filter Status	Magnesium -mg/L	Manganese -mg/L	Mercury -ug/L	Molybdenum -mg/L	Nickel -mg/L	Potassium -mg/L
MW-54	27.81	2125.63	06/01/05	07/01/2005	Unfiltered			<0.0672	<0.000800	<0.00137	
MW-54	51.14	2102.295	05/13/2010	06/18/2010	Filtered		<0.0025				
MW-55	69.32	2097.34	06/17/04	07/09/2004	Unfiltered			<0.0672	<0.000800	<0.00137	
MW-55	64.14	2102.523	05/13/2010	06/15/2010	Filtered		<0.0012				
MW-56A	51.22	2089.22	05/20/02	05/22/2002	Unfiltered	1.03		0.26 BJkq	0.0129	0.0015 BJakq	1.65
MW-56A	57.85	2085.24	06/17/04	07/06/2004	Unfiltered			<0.0672	0.0124	<0.00137	
MW-56A	46.85	2096.24	05/13/08	06/09/2008	Unfiltered	<0.1					0.292 Jq
MW-56A	52.72	2090.366	05/17/2010	06/03/2010	Filtered		0.0017 Jq				
MW-56B	38.66	2101.27	05/20/02	05/28/2002	Unfiltered	4.87		0.15 BJkq	0.0026 BJkq	0.0017 BJkq	0.647 Bak
MW-56B	45.78	2096.80	06/17/04	07/07/2004	Unfiltered			<0.0672	<0.000800	<0.00137	
MW-56B	33.72	2108.86	05/13/08	06/09/2008	Unfiltered	5.23					0.623 Jq
MW-56B	40.5	2102.08	05/17/2010	06/03/2010	Filtered		0.0078 Jq				
MW-56C	45.95	2096.82	06/17/04	07/08/2004	Unfiltered			<0.0672	<0.000800	<0.00137	
MW-56C	18.51	2124.26	06/01/05	06/28/2005	Unfiltered			<0.0672	<0.000800	<0.00137	
MW-56C	34.24	2108.53	05/13/08	06/10/2008	Unfiltered	4.62					1.38 Jq
MW-56C	40.94	2101.828	05/17/2010	06/03/2010	Filtered		<0.0012				
MW-56D	45.72	2096.76	06/17/04	07/08/2004	Unfiltered			<0.0672	<0.000800	<0.00137	
MW-57A	41.94	2101.40	05/20/02	05/29/2002	Unfiltered	4.97		0.12 BJkq	0.0031 BJkq	0.0048 BJkq	1.45 Ba
MW-57A	49.08	2096.90	06/17/04	07/07/2004	Unfiltered			<0.0672	<0.000800	<0.00137	
MW-57B	49.22	2096.97	06/17/04	07/07/2004	Unfiltered			<0.0672	<0.000800	<0.00137	
MW-57B	30.35	2115.844	05/31/06	07/11/2006	Unfiltered						
MW-57B	30.35	2115.844	05/31/06	07/11/2006	Filtered						
MW-57C	49.04	2096.98	06/17/04	07/07/2004	Unfiltered			<0.0672	<0.000800	<0.00137	
MW-57D	49.17	2096.93	06/17/04	07/07/2004	Unfiltered			<0.0672	<0.000800	<0.00137	
MW-57D	21.32	2124.78	06/01/05	06/27/2005	Unfiltered			<0.0672	<0.000800	<0.00137	
MW-57D	30.35	2115.75	05/31/06	07/10/2006	Unfiltered						
MW-57D	30.35	2115.75	05/31/06	07/10/2006	Filtered						
MW-58A	44.24	2096.49	06/17/04	07/06/2004	Unfiltered			<0.0672	<0.000800	<0.00137	
MW-58B	44.10	2096.68	06/17/04	07/06/2004	Unfiltered			<0.0672	<0.000800	<0.00137	
MW-58C	44.45	2096.57	06/17/04	07/06/2004	Unfiltered			<0.0672	<0.000800	<0.00137	

Consolidation Data Summary Table - Groundwater
Beaumont Site 1

	Water Level Data					Metals					
Sample Location	Depth to Water (feet below ground surface)	Groundwater Elevation (feet above mean sea level)	Elevation Date	Sample Date	Filter Status	Silver -mg/L	Selenium -mg/L	Sodium -mg/L	Thallium -mg/L	Vanadium -mg/L	Zinc -mg/L
MW-54	27.81	2125.63	06/01/05	07/01/2005	Unfiltered	<0.000400	<0.00295		<0.00233	<0.000314	0.0459
MW-54	51.14	2102.295	05/13/2010	06/18/2010	Filtered						
MW-55	69.32	2097.34	06/17/04	07/09/2004	Unfiltered	<0.000400	<0.00295		<0.00233	<0.000314	<0.000848
MW-55	64.14	2102.523	05/13/2010	06/15/2010	Filtered						
MW-56A	51.22	2089.22	05/20/02	05/22/2002	Unfiltered	<0.00090	<0.0025	57.7	<0.00085	<0.00048	0.0665 Bk
MW-56A	57.85	2085.24	06/17/04	07/06/2004	Unfiltered	<0.000400	<0.00295		<0.00233	<0.000314	<0.000848
MW-56A	46.85	2096.24	05/13/08	06/09/2008	Unfiltered			64.2			
MW-56A	52.72	2090.366	05/17/2010	06/03/2010	Filtered						
MW-56B	38.66	2101.27	05/20/02	05/28/2002	Unfiltered	0.00037 BJakq	<0.0026	30.6	0.0046 BJakq	0.0078 BJkq	0.0070 BJkq
MW-56B	45.78	2096.80	06/17/04	07/07/2004	Unfiltered	<0.000400	<0.00295		<0.00233	0.00775	<0.000848
MW-56B	33.72	2108.86	05/13/08	06/09/2008	Unfiltered			34.3			
MW-56B	40.5	2102.08	05/17/2010	06/03/2010	Filtered						
MW-56C	45.95	2096.82	06/17/04	07/08/2004	Unfiltered	<0.000400	<0.00295		<0.00233	<0.000314	0.0101
MW-56C	18.51	2124.26	06/01/05	06/28/2005	Unfiltered	<0.000400	<0.00295		<0.00233	<0.000314	<0.000848
MW-56C	34.24	2108.53	05/13/08	06/10/2008	Unfiltered			19.7			
MW-56C	40.94	2101.828	05/17/2010	06/03/2010	Filtered						
MW-56D	45.72	2096.76	06/17/04	07/08/2004	Unfiltered	<0.000400	<0.00295		<0.00233	0.00631	<0.000848
MW-57A	41.94	2101.40	05/20/02	05/29/2002	Unfiltered	<0.00025	<0.0026	18.6	0.0017 Jq	0.0035 Jq	0.0046 BJkq
MW-57A	49.08	2096.90	06/17/04	07/07/2004	Unfiltered	<0.000400	<0.00295		<0.00233	<0.000314	<0.000848
MW-57B	49.22	2096.97	06/17/04	07/07/2004	Unfiltered	<0.000400	<0.00295		<0.00233	0.00536	<0.000848
MW-57B	30.35	2115.844	05/31/06	07/11/2006	Unfiltered						
MW-57B	30.35	2115.844	05/31/06	07/11/2006	Filtered						
MW-57C	49.04	2096.98	06/17/04	07/07/2004	Unfiltered	<0.000400	<0.00295		<0.00233	<0.000314	<0.000848
MW-57D	49.17	2096.93	06/17/04	07/07/2004	Unfiltered	<0.000400	<0.00295		<0.00233	<0.000314	<0.000848
MW-57D	21.32	2124.78	06/01/05	06/27/2005	Unfiltered	<0.000400	<0.00295		<0.00233	<0.000314	<0.000848
MW-57D	30.35	2115.75	05/31/06	07/10/2006	Unfiltered						
MW-57D	30.35	2115.75	05/31/06	07/10/2006	Filtered						
MW-58A	44.24	2096.49	06/17/04	07/06/2004	Unfiltered	<0.000400	<0.00295		<0.00233	<0.000314	<0.000848
MW-58B	44.10	2096.68	06/17/04	07/06/2004	Unfiltered	<0.000400	<0.00295		<0.00233	<0.000314	<0.000848
MW-58C	44.45	2096.57	06/17/04	07/06/2004	Unfiltered	<0.000400	<0.00295		<0.00233	<0.000314	<0.000848

Consolidation Data Summary Table - Groundwater
Beaumont Site 1

Sample Location	Water Level Data					Metals					
	Depth to Water (feet below ground surface)	Groundwater Elevation (feet above mean sea level)	Elevation Date	Sample Date	Filter Status	Arsenic -mg/L	Antimony -mg/L	Barium -mg/L	Beryllium -mg/L	Calcium -mg/L	Cadmium -mg/L
MW-58D	37.40	2100.91	05/20/02	05/29/2002	Unfiltered	0.0039 BJkq	<0.0018	0.0602	<0.000050	25.7	0.00024 BJkq
MW-58D	44.42	2096.52	06/17/04	07/06/2004	Unfiltered	<0.00308	<0.00209	0.0663	<0.000176		<0.000350
MW-58D	16.45	2124.49	06/01/05	06/28/2005	Unfiltered	<0.00308	<0.00209	0.0801	<0.000176		<0.000350
MW-59A	81.45	2098.686	05/13/2010	06/10/2010	Filtered						
MW-59B	73.65	2103.53	05/20/02	05/30/2002	Unfiltered	0.0033 BJkq	<0.0018	0.0487	<0.000050	16.3	0.0154
MW-59B	76.37	2104.021	05/13/2010	06/10/2010	Filtered						
MW-59C	82.93	2097.00	06/17/04	07/14/2004	Unfiltered	<0.00308	<0.00209	0.0136	<0.000176		<0.000350
MW-59D	82.80	2097.73	06/17/04	07/14/2004	Unfiltered	<0.00308	<0.00209	0.0418	<0.000176		<0.000350
MW-59D	84.68	2095.85	12/13/04	12/16/2004	Unfiltered	<0.00308	<0.00209	0.0395	<0.000176		<0.000350
MW-59D	55.03	2125.50	06/01/05	07/06/2005	Unfiltered	<0.00308	<0.00209	0.0478	<0.000176		<0.000350
MW-59D	63.45	2117.077	06/01/06	07/12/2006	Unfiltered	<0.00308			<0.000176		<0.000350
MW-59D	63.45	2117.077	06/01/06	07/12/2006	Filtered	<0.00308			<0.000176		<0.000350
MW-59D	77.48	2103.047	05/13/2010	06/10/2010	Filtered						
MW-60A	85.28	2097.31	06/17/04	07/16/2004	Unfiltered	<0.00308	0.0163	0.0552	<0.000176		<0.000350
MW-60A	87.04	2095.55	12/14/04	12/17/2004	Unfiltered	<0.00308	<0.00209	0.0342	<0.000176		<0.000350
MW-60A	60.83	2121.76	06/01/05	07/05/2005	Unfiltered	<0.00308	<0.00209	0.0450	<0.000176		<0.000350
MW-60A	65.76	2116.834	06/01/06	07/12/2006	Unfiltered	<0.00308			<0.000176		<0.000350
MW-60A	65.76	2116.834	06/01/06	07/12/2006	Filtered	<0.00308			<0.000176		<0.000350
MW-60A	74.28	2108.31	05/14/08	06/10/2008	Unfiltered					13.2	
MW-60A	78.15	2104.44	05/08/09	06/09/2009	Unfiltered						
MW-60A	80.49	2102.104	05/13/2010	06/08/2010	Unfiltered						
MW-60A	80.49	2102.104	05/13/2010	06/08/2010	Filtered						
MW-60B	83.75	2099.02	06/17/04	07/16/2004	Unfiltered	<0.00308	<0.00209	0.0606	<0.000176		<0.000350
MW-60B	63.84	2118.928	06/01/06	06/29/2006	Unfiltered	<0.00308			<0.000176		<0.000350
MW-60B	63.84	2118.928	05/30/06	06/29/2006	Filtered	<0.00308			<0.000176		<0.000350
MW-60B	72.91	2109.86	05/14/08	06/09/2008	Unfiltered					4	
MW-60B	79.45	2103.318	05/13/2010	06/08/2010	Filtered						
MW-61A	87.39	2099.563	05/13/2010	06/07/2010	Filtered						
MW-61B	85.83	2100.94	06/17/04	07/15/2004	Unfiltered	<0.00308	<0.00209	0.434	<0.000176		<0.000350
MW-61B	61.12	2125.65	06/01/05	07/06/2005	Unfiltered	<0.00308	<0.00209	0.485	<0.000176		<0.000350

Consolidation Data Summary Table - Groundwater
Beaumont Site 1

	Water Level Data					Metals				
Sample Location	Depth to Water (feet below ground surface)	Groundwater Elevation (feet above mean sea level)	Elevation Date	Sample Date	Filter Status	Cobalt -mg/L	Chromium -mg/L	Chromium, Hexavalent -ug/L	Copper -mg/L	Lead -mg/L
MW-58D	37.40	2100.91	05/20/02	05/29/2002	Unfiltered	0.0021 BJkq	0.0055 Bk		0.0050 BJkq	0.0013 BJkq
MW-58D	44.42	2096.52	06/17/04	07/06/2004	Unfiltered	<0.000696	<0.000350	3.1	<0.00134	<0.00236
MW-58D	16.45	2124.49	06/01/05	06/28/2005	Unfiltered	<0.000696	<0.000350	2.0	<0.00134	<0.00236
MW-59A	81.45	2098.686	05/13/2010	06/10/2010	Filtered					
MW-59B	73.65	2103.53	05/20/02	05/30/2002	Unfiltered	<0.00018	0.0057 Bk		0.0011 Jq	0.0157 Bk
MW-59B	76.37	2104.021	05/13/2010	06/10/2010	Filtered					
MW-59C	82.93	2097.00	06/17/04	07/14/2004	Unfiltered	<0.000696	0.0214	18	<0.00134	<0.00236
MW-59D	82.80	2097.73	06/17/04	07/14/2004	Unfiltered	<0.000696	0.00561	1.6	<0.00134	<0.00236
MW-59D	84.68	2095.85	12/13/04	12/16/2004	Unfiltered	<0.000696	<0.000350	1.6	<0.00134	<0.00236
MW-59D	55.03	2125.50	06/01/05	07/06/2005	Unfiltered	<0.000696	<0.000350	1.9	<0.00134	<0.00236
MW-59D	63.45	2117.077	06/01/06	07/12/2006	Unfiltered			2.3		<0.00236
MW-59D	63.45	2117.077	06/01/06	07/12/2006	Filtered					<0.00236
MW-59D	77.48	2103.047	05/13/2010	06/10/2010	Filtered					
MW-60A	85.28	2097.31	06/17/04	07/16/2004	Unfiltered	<0.000696	0.0232 Jf	3.0	0.00890	0.169 Jf
MW-60A	87.04	2095.55	12/14/04	12/17/2004	Unfiltered	<0.000696	<0.000350	2.2	<0.00134	0.0263
MW-60A	60.83	2121.76	06/01/05	07/05/2005	Unfiltered	<0.000696	0.00532	0.72	<0.00134	0.0157
MW-60A	65.76	2116.834	06/01/06	07/12/2006	Unfiltered			0.74		0.0286
MW-60A	65.76	2116.834	06/01/06	07/12/2006	Filtered					<0.00236
MW-60A	74.28	2108.31	05/14/08	06/10/2008	Unfiltered					0.0306
MW-60A	78.15	2104.44	05/08/09	06/09/2009	Unfiltered					0.0657
MW-60A	80.49	2102.104	05/13/2010	06/08/2010	Unfiltered					0.012
MW-60A	80.49	2102.104	05/13/2010	06/08/2010	Filtered					
MW-60B	83.75	2099.02	06/17/04	07/16/2004	Unfiltered	<0.000696	0.0142	11	<0.00134	<0.00236
MW-60B	63.84	2118.928	06/01/06	06/29/2006	Unfiltered			10		<0.00236
MW-60B	63.84	2118.928	05/30/06	06/29/2006	Filtered					<0.00236
MW-60B	72.91	2109.86	05/14/08	06/09/2008	Unfiltered					
MW-60B	79.45	2103.318	05/13/2010	06/08/2010	Filtered					
MW-61A	87.39	2099.563	05/13/2010	06/07/2010	Filtered					
MW-61B	85.83	2100.94	06/17/04	07/15/2004	Unfiltered	<0.000696	<0.000350	3.0	<0.00134	<0.00236
MW-61B	61.12	2125.65	06/01/05	07/06/2005	Unfiltered	<0.000696	0.00530	3.1	<0.00134	<0.00236

Consolidation Data Summary Table - Groundwater
Beaumont Site 1

Sample Location	Water Level Data					Metals					
	Depth to Water (feet below ground surface)	Groundwater Elevation (feet above mean sea level)	Elevation Date	Sample Date	Filter Status	Magnesium -mg/L	Manganese -mg/L	Mercury -ug/L	Molybdenum -mg/L	Nickel -mg/L	Potassium -mg/L
MW-58D	37.40	2100.91	05/20/02	05/29/2002	Unfiltered	4.97		0.11 BJkq	0.0024 BJkq	0.0067	1.24 Bak
MW-58D	44.42	2096.52	06/17/04	07/06/2004	Unfiltered			<0.0672	<0.000800	<0.00137	
MW-58D	16.45	2124.49	06/01/05	06/28/2005	Unfiltered			<0.0672	<0.000800	<0.00137	
MW-59A	81.45	2098.686	05/13/2010	06/10/2010	Filtered		<0.0012				
MW-59B	73.65	2103.53	05/20/02	05/30/2002	Unfiltered	10.3		<0.039	0.0101	0.0037 BJkq	10.9
MW-59B	76.37	2104.021	05/13/2010	06/10/2010	Filtered		0.0018 Jq				
MW-59C	82.93	2097.00	06/17/04	07/14/2004	Unfiltered			<0.0672	0.0168	<0.00137	
MW-59D	82.80	2097.73	06/17/04	07/14/2004	Unfiltered			<0.0672	0.00979	<0.00137	
MW-59D	84.68	2095.85	12/13/04	12/16/2004	Unfiltered			<0.0672	0.0101	<0.00137	
MW-59D	55.03	2125.50	06/01/05	07/06/2005	Unfiltered			<0.0672	0.00943	<0.00137	
MW-59D	63.45	2117.077	06/01/06	07/12/2006	Unfiltered						
MW-59D	63.45	2117.077	06/01/06	07/12/2006	Filtered						
MW-59D	77.48	2103.047	05/13/2010	06/10/2010	Filtered		<0.0012				
MW-60A	85.28	2097.31	06/17/04	07/16/2004	Unfiltered			<0.0672	0.0130	0.0169 Jf	
MW-60A	87.04	2095.55	12/14/04	12/17/2004	Unfiltered			<0.0672	0.0107	<0.00137	
MW-60A	60.83	2121.76	06/01/05	07/05/2005	Unfiltered			<0.0672	0.0113	<0.00137	
MW-60A	65.76	2116.834	06/01/06	07/12/2006	Unfiltered						
MW-60A	65.76	2116.834	06/01/06	07/12/2006	Filtered						
MW-60A	74.28	2108.31	05/14/08	06/10/2008	Unfiltered	0.727 Jq					1.46 Jq
MW-60A	78.15	2104.44	05/08/09	06/09/2009	Unfiltered						
MW-60A	80.49	2102.104	05/13/2010	06/08/2010	Unfiltered						
MW-60A	80.49	2102.104	05/13/2010	06/08/2010	Filtered		<0.0012				
MW-60B	83.75	2099.02	06/17/04	07/16/2004	Unfiltered			<0.0672	0.00770	<0.00137	
MW-60B	63.84	2118.928	06/01/06	06/29/2006	Unfiltered						
MW-60B	63.84	2118.928	05/30/06	06/29/2006	Filtered						
MW-60B	72.91	2109.86	05/14/08	06/09/2008	Unfiltered	0.298 Jq					14.1
MW-60B	79.45	2103.318	05/13/2010	06/08/2010	Filtered		<0.0012				
MW-61A	87.39	2099.563	05/13/2010	06/07/2010	Filtered		0.016				
MW-61B	85.83	2100.94	06/17/04	07/15/2004	Unfiltered			<0.0672	<0.000800	<0.00137	
MW-61B	61.12	2125.65	06/01/05	07/06/2005	Unfiltered			<0.0672	<0.000800	<0.00137	

Consolidation Data Summary Table - Groundwater
Beaumont Site 1

Sample Location	Water Level Data					Metals					
	Depth to Water (feet below ground surface)	Groundwater Elevation (feet above mean sea level)	Elevation Date	Sample Date	Filter Status	Silver -mg/L	Selenium -mg/L	Sodium -mg/L	Thallium -mg/L	Vanadium -mg/L	Zinc -mg/L
MW-58D	37.40	2100.91	05/20/02	05/29/2002	Unfiltered	<0.00025	<0.0026	20.4	<0.00075	0.0045 Jq	0.0156 Bk
MW-58D	44.42	2096.52	06/17/04	07/06/2004	Unfiltered	<0.000400	<0.00295		<0.00233	<0.000314	0.0109
MW-58D	16.45	2124.49	06/01/05	06/28/2005	Unfiltered	<0.000400	<0.00295		<0.00233	0.00537	<0.000848
MW-59A	81.45	2098.686	05/13/2010	06/10/2010	Filtered						
MW-59B	73.65	2103.53	05/20/02	05/30/2002	Unfiltered	<0.00025	<0.0026	53.9	0.0011 BJkq	0.0035 Jq	0.0107 Bk
MW-59B	76.37	2104.021	05/13/2010	06/10/2010	Filtered						
MW-59C	82.93	2097.00	06/17/04	07/14/2004	Unfiltered	<0.000400	<0.00295		<0.00233	0.00784	<0.000848
MW-59D	82.80	2097.73	06/17/04	07/14/2004	Unfiltered	<0.000400	<0.00295		<0.00233	0.0128	<0.000848
MW-59D	84.68	2095.85	12/13/04	12/16/2004	Unfiltered	<0.000400	<0.00295		<0.00233	0.0127	<0.000848
MW-59D	55.03	2125.50	06/01/05	07/06/2005	Unfiltered	<0.000400	<0.00295		<0.00233	0.0136	<0.000848
MW-59D	63.45	2117.077	06/01/06	07/12/2006	Unfiltered						
MW-59D	63.45	2117.077	06/01/06	07/12/2006	Filtered						
MW-59D	77.48	2103.047	05/13/2010	06/10/2010	Filtered						
MW-60A	85.28	2097.31	06/17/04	07/16/2004	Unfiltered	<0.000400	<0.00295		<0.00233	<0.000314	0.0134 Bk
MW-60A	87.04	2095.55	12/14/04	12/17/2004	Unfiltered	<0.000400	<0.00295		<0.00233	<0.000314	<0.000848
MW-60A	60.83	2121.76	06/01/05	07/05/2005	Unfiltered	<0.000400	<0.00295		<0.00233	<0.000314	<0.000848
MW-60A	65.76	2116.834	06/01/06	07/12/2006	Unfiltered						
MW-60A	65.76	2116.834	06/01/06	07/12/2006	Filtered						
MW-60A	74.28	2108.31	05/14/08	06/10/2008	Unfiltered			53.3			
MW-60A	78.15	2104.44	05/08/09	06/09/2009	Unfiltered						
MW-60A	80.49	2102.104	05/13/2010	06/08/2010	Unfiltered						
MW-60A	80.49	2102.104	05/13/2010	06/08/2010	Filtered						
MW-60B	83.75	2099.02	06/17/04	07/16/2004	Unfiltered	<0.000400	<0.00295		<0.00233	<0.000314	<0.000848
MW-60B	63.84	2118.928	06/01/06	06/29/2006	Unfiltered						
MW-60B	63.84	2118.928	05/30/06	06/29/2006	Filtered						
MW-60B	72.91	2109.86	05/14/08	06/09/2008	Unfiltered			52.6			
MW-60B	79.45	2103.318	05/13/2010	06/08/2010	Filtered						
MW-61A	87.39	2099.563	05/13/2010	06/07/2010	Filtered						
MW-61B	85.83	2100.94	06/17/04	07/15/2004	Unfiltered	<0.000400	<0.00295		<0.00233	<0.000314	<0.000848
MW-61B	61.12	2125.65	06/01/05	07/06/2005	Unfiltered	<0.000400	<0.00295		<0.00233	<0.000314	<0.000848

Consolidation Data Summary Table - Groundwater
Beaumont Site 1

Sample Location	Water Level Data					Metals					
	Depth to Water (feet below ground surface)	Groundwater Elevation (feet above mean sea level)	Elevation Date	Sample Date	Filter Status	Arsenic -mg/L	Antimony -mg/L	Barium -mg/L	Beryllium -mg/L	Calcium -mg/L	Cadmium -mg/L
MW-61B	64.51	2122.258	06/01/06	07/13/2006	Unfiltered	<0.00308			<0.000176		<0.000350
MW-61B	64.51	2122.258	06/01/06	07/13/2006	Filtered	<0.00308			<0.000176		<0.000350
MW-61B	74.35	2112.42	05/14/08	06/11/2008	Unfiltered					55.8	
MW-61B	80.3	2106.468	05/13/2010	06/07/2010	Filtered						
MW-61B	81.69	2105.08	12/20/2010	1/10/2011	Filtered						
MW-61C	90.88	2095.96	06/17/04	07/15/2004	Unfiltered	<0.00308	<0.00209	0.0111	<0.000176		<0.000350
MW-61C	85.1	2101.737	05/13/2010	06/07/2010	Filtered						
MW-61C	87.28	2099.56	12/20/2010	1/12/2011	Filtered						
MW-62A	28.18	2100.64	05/20/02	05/28/2002	Unfiltered	0.0020 BJaq	0.0020 Jq	0.0965 Bk	<0.000050	29.9	0.00020 Jq
MW-62A	34.68	2096.64	06/17/04	07/02/2004	Unfiltered	<0.00308	<0.00209	0.0834	<0.000176		<0.000350
MW-62A	14.92	2116.40	06/01/05	06/27/2005	Unfiltered	<0.00308	<0.00209	0.103	<0.000176		<0.000350
MW-62A	30.95	2100.367	05/14/2010	06/17/2010	Filtered						
MW-63	51.96	2101.79	05/20/02	05/24/2002	Unfiltered	<0.0014	0.0020 BJaq	0.0667	<0.000050	26.6 Bk	0.00013 BJkq
MW-66	36.91	2093.52	06/17/04	06/30/2004	Unfiltered	<0.00308	<0.00209	0.0809	<0.000176		<0.000350
MW-66	28.39	2102.04	06/01/05	07/05/2005	Unfiltered	0.0108	<0.00209	0.0879	<0.000176		<0.000350
MW-66	26.78	2103.647	05/30/06	07/10/2006	Unfiltered	<0.00308			<0.000176		<0.000350
MW-66	26.78	2103.647	05/30/06	07/10/2006	Filtered	0.00488 Jq			<0.000176		<0.000350
MW-66	34.82	2095.607	05/14/2010	06/17/2010	Filtered						
MW-67	5.39	1794.15	06/17/04	06/24/2004	Unfiltered	<0.00308	<0.00209	0.0774	<0.000176		<0.000350
MW-67	4.98	1794.56	06/02/05	06/20/2005	Unfiltered	<0.00308	<0.00209	0.0716	<0.000176		<0.000350
MW-67	5.59	1793.95	05/30/06	06/06/2006	Unfiltered	0.00424 BJaq			<0.000176		<0.000350
MW-67	5.59	1793.95	05/30/06	06/06/2006	Filtered	0.00324 BJaq			<0.000176		<0.000350
MW-67	5.59	1793.95	05/30/06	06/12/2006	Unfiltered						
MW-67	5.11	1794.43	05/12/08	05/30/2008	Unfiltered					87.5	
MW-67	4.68	1794.86	05/13/2010	06/14/2010	Filtered						
MW-68	39.14	2105.552	05/13/2010	06/17/2010	Filtered						
MW-69	40.74	2102.524	05/13/2010	06/09/2010	Filtered						
MW-70	26.02	1950.132	05/13/2010	06/10/2010	Filtered						
MW-70	27.29	1948.86	12/15/2010	1/13/2011	Filtered						
MW-71A	157.82	2035.95	05/14/08	06/05/2008	Unfiltered					5.99	

Consolidation Data Summary Table - Groundwater
Beaumont Site 1

Sample Location	Water Level Data					Metals				
	Depth to Water (feet below ground surface)	Groundwater Elevation (feet above mean sea level)	Elevation Date	Sample Date	Filter Status	Cobalt -mg/L	Chromium -mg/L	Chromium, Hexavalent -ug/L	Copper -mg/L	Lead -mg/L
MW-61B	64.51	2122.258	06/01/06	07/13/2006	Unfiltered			1.4		<0.00236
MW-61B	64.51	2122.258	06/01/06	07/13/2006	Filtered					<0.00236
MW-61B	74.35	2112.42	05/14/08	06/11/2008	Unfiltered					
MW-61B	80.3	2106.468	05/13/2010	06/07/2010	Filtered					
MW-61B	81.69	2105.08	12/20/2010	1/10/2011	Filtered					
MW-61C	90.88	2095.96	06/17/04	07/15/2004	Unfiltered	<0.000696	<0.000350	1.1	<0.00134	<0.00236
MW-61C	85.1	2101.737	05/13/2010	06/07/2010	Filtered					
MW-61C	87.28	2099.56	12/20/2010	1/12/2011	Filtered					
MW-62A	28.18	2100.64	05/20/02	05/28/2002	Unfiltered	0.00059 BJkq	0.0063 Bk		0.0061 BJkq	0.0038 BJkq
MW-62A	34.68	2096.64	06/17/04	07/02/2004	Unfiltered	<0.000696	<0.000350	2.4	<0.00134	<0.00236
MW-62A	14.92	2116.40	06/01/05	06/27/2005	Unfiltered	<0.000696	<0.000350	2.1	<0.00134	<0.00236
MW-62A	30.95	2100.367	05/14/2010	06/17/2010	Filtered					
MW-63	51.96	2101.79	05/20/02	05/24/2002	Unfiltered	0.00093 BJakq	0.00040 BJkq		<0.00072	<0.00066
MW-66	36.91	2093.52	06/17/04	06/30/2004	Unfiltered	<0.000696	<0.000350	<0.0050	<0.00134	<0.00236
MW-66	28.39	2102.04	06/01/05	07/05/2005	Unfiltered	<0.000696	<0.000350	<0.0050	<0.00134	<0.00236
MW-66	26.78	2103.647	05/30/06	07/10/2006	Unfiltered			0.10 BJakq		0.00326 Jq
MW-66	26.78	2103.647	05/30/06	07/10/2006	Filtered					<0.00236
MW-66	34.82	2095.607	05/14/2010	06/17/2010	Filtered					
MW-67	5.39	1794.15	06/17/04	06/24/2004	Unfiltered	<0.000696	<0.000350	<0.0050	<0.00134	<0.00236
MW-67	4.98	1794.56	06/02/05	06/20/2005	Unfiltered	<0.000696	<0.000350	<0.0050	<0.00134	<0.00236
MW-67	5.59	1793.95	05/30/06	06/06/2006	Unfiltered					0.00366 Jq
MW-67	5.59	1793.95	05/30/06	06/06/2006	Filtered					<0.00236
MW-67	5.59	1793.95	05/30/06	06/12/2006	Unfiltered			0.010 BJaq		
MW-67	5.11	1794.43	05/12/08	05/30/2008	Unfiltered					
MW-67	4.68	1794.86	05/13/2010	06/14/2010	Filtered					
MW-68	39.14	2105.552	05/13/2010	06/17/2010	Filtered					
MW-69	40.74	2102.524	05/13/2010	06/09/2010	Filtered					
MW-70	26.02	1950.132	05/13/2010	06/10/2010	Filtered					
MW-70	27.29	1948.86	12/15/2010	1/13/2011	Filtered					
MW-71A	157.82	2035.95	05/14/08	06/05/2008	Unfiltered					

Consolidation Data Summary Table - Groundwater
Beaumont Site 1

Sample Location	Water Level Data					Metals					
	Depth to Water (feet below ground surface)	Groundwater Elevation (feet above mean sea level)	Elevation Date	Sample Date	Filter Status	Magnesium -mg/L	Manganese -mg/L	Mercury -ug/L	Molybdenum -mg/L	Nickel -mg/L	Potassium -mg/L
MW-61B	64.51	2122.258	06/01/06	07/13/2006	Unfiltered						
MW-61B	64.51	2122.258	06/01/06	07/13/2006	Filtered						
MW-61B	74.35	2112.42	05/14/08	06/11/2008	Unfiltered	7.34					2.18
MW-61B	80.3	2106.468	05/13/2010	06/07/2010	Filtered		<0.0012				
MW-61B	81.69	2105.08	12/20/2010	1/10/2011	Filtered		<0.00024				
MW-61C	90.88	2095.96	06/17/04	07/15/2004	Unfiltered			<0.0672	0.0219	<0.00137	
MW-61C	85.1	2101.737	05/13/2010	06/07/2010	Filtered		<0.0012				
MW-61C	87.28	2099.56	12/20/2010	1/12/2011	Filtered		0.00065 Jq				
MW-62A	28.18	2100.64	05/20/02	05/28/2002	Unfiltered	5.63		0.17 BJkq	0.0030 BJkq	0.0027 BJkq	1.03 Bak
MW-62A	34.68	2096.64	06/17/04	07/02/2004	Unfiltered			<0.0672	<0.000800	<0.00137	
MW-62A	14.92	2116.40	06/01/05	06/27/2005	Unfiltered			<0.0672	<0.000800	<0.00137	
MW-62A	30.95	2100.367	05/14/2010	06/17/2010	Filtered		<0.0025				
MW-63	51.96	2101.79	05/20/02	05/24/2002	Unfiltered	4.64 Bk		0.13 BJkq	0.00081 BJaq	0.0034 BJkq	1.32 Bk
MW-66	36.91	2093.52	06/17/04	06/30/2004	Unfiltered			<0.0672	0.00620	<0.00137	
MW-66	28.39	2102.04	06/01/05	07/05/2005	Unfiltered			<0.0672	<0.000800	<0.00137	
MW-66	26.78	2103.647	05/30/06	07/10/2006	Unfiltered						
MW-66	26.78	2103.647	05/30/06	07/10/2006	Filtered						
MW-66	34.82	2095.607	05/14/2010	06/17/2010	Filtered		0.094				
MW-67	5.39	1794.15	06/17/04	06/24/2004	Unfiltered			<0.0672	0.0151	<0.00137	
MW-67	4.98	1794.56	06/02/05	06/20/2005	Unfiltered			<0.0672	0.0158	<0.00137	
MW-67	5.59	1793.95	05/30/06	06/06/2006	Unfiltered						
MW-67	5.59	1793.95	05/30/06	06/06/2006	Filtered						
MW-67	5.59	1793.95	05/30/06	06/12/2006	Unfiltered						
MW-67	5.11	1794.43	05/12/08	05/30/2008	Unfiltered	17.5					2.84 Ba
MW-67	4.68	1794.86	05/13/2010	06/14/2010	Filtered		0.220				
MW-68	39.14	2105.552	05/13/2010	06/17/2010	Filtered		<0.0025				
MW-69	40.74	2102.524	05/13/2010	06/09/2010	Filtered		<0.0012				
MW-70	26.02	1950.132	05/13/2010	06/10/2010	Filtered		<0.0012				
MW-70	27.29	1948.86	12/15/2010	1/13/2011	Filtered		<0.00024				
MW-71A	157.82	2035.95	05/14/08	06/05/2008	Unfiltered	1.9					2.69

Consolidation Data Summary Table - Groundwater
Beaumont Site 1

Sample Location	Water Level Data			Sample Date	Filter Status	Metals					
	Depth to Water (feet below ground surface)	Groundwater Elevation (feet above mean sea level)	Elevation Date			Silver -mg/L	Selenium -mg/L	Sodium -mg/L	Thallium -mg/L	Vanadium -mg/L	Zinc -mg/L
MW-61B	64.51	2122.258	06/01/06	07/13/2006	Unfiltered						
MW-61B	64.51	2122.258	06/01/06	07/13/2006	Filtered						
MW-61B	74.35	2112.42	05/14/08	06/11/2008	Unfiltered			44.4			
MW-61B	80.3	2106.468	05/13/2010	06/07/2010	Filtered						
MW-61B	81.69	2105.08	12/20/2010	1/10/2011	Filtered						
MW-61C	90.88	2095.96	06/17/04	07/15/2004	Unfiltered	<0.000400	<0.00295		<0.00233	<0.000314	<0.000848
MW-61C	85.1	2101.737	05/13/2010	06/07/2010	Filtered						
MW-61C	87.28	2099.56	12/20/2010	1/12/2011	Filtered						
MW-62A	28.18	2100.64	05/20/02	05/28/2002	Unfiltered	0.00065 BJakq	<0.0026	18.3	0.0049 BJakq	0.0052 BJkq	0.0082 BJkq
MW-62A	34.68	2096.64	06/17/04	07/02/2004	Unfiltered	<0.000400	<0.00295		<0.00233	<0.000314	<0.000848
MW-62A	14.92	2116.40	06/01/05	06/27/2005	Unfiltered	<0.000400	<0.00295		<0.00233	0.00650	<0.000848
MW-62A	30.95	2100.367	05/14/2010	06/17/2010	Filtered						
MW-63	51.96	2101.79	05/20/02	05/24/2002	Unfiltered	<0.00025	0.0042 BJkq	15.1 Bk	0.0011 BJaq	0.00073 Jq	0.0140 Bk
MW-66	36.91	2093.52	06/17/04	06/30/2004	Unfiltered	<0.000400	<0.00295		<0.00233	0.00839	0.0299 Bk
MW-66	28.39	2102.04	06/01/05	07/05/2005	Unfiltered	<0.000400	<0.00295		<0.00233	0.00990	<0.000848
MW-66	26.78	2103.647	05/30/06	07/10/2006	Unfiltered						
MW-66	26.78	2103.647	05/30/06	07/10/2006	Filtered						
MW-66	34.82	2095.607	05/14/2010	06/17/2010	Filtered						
MW-67	5.39	1794.15	06/17/04	06/24/2004	Unfiltered	<0.000400	<0.00295		<0.00233	<0.000314	0.0151
MW-67	4.98	1794.56	06/02/05	06/20/2005	Unfiltered	<0.000400	<0.00295		<0.00233	0.0108	<0.000848
MW-67	5.59	1793.95	05/30/06	06/06/2006	Unfiltered						
MW-67	5.59	1793.95	05/30/06	06/06/2006	Filtered						
MW-67	5.59	1793.95	05/30/06	06/12/2006	Unfiltered						
MW-67	5.11	1794.43	05/12/08	05/30/2008	Unfiltered			161			
MW-67	4.68	1794.86	05/13/2010	06/14/2010	Filtered						
MW-68	39.14	2105.552	05/13/2010	06/17/2010	Filtered						
MW-69	40.74	2102.524	05/13/2010	06/09/2010	Filtered						
MW-70	26.02	1950.132	05/13/2010	06/10/2010	Filtered						
MW-70	27.29	1948.86	12/15/2010	1/13/2011	Filtered						
MW-71A	157.82	2035.95	05/14/08	06/05/2008	Unfiltered			67.8			

Consolidation Data Summary Table - Groundwater
Beaumont Site 1

	Water Level Data					Metals					
Sample Location	Depth to Water (feet below ground surface)	Groundwater Elevation (feet above mean sea level)	Elevation Date	Sample Date	Filter Status	Arsenic -mg/L	Antimony -mg/L	Barium -mg/L	Beryllium -mg/L	Calcium -mg/L	Cadmium -mg/L
MW-71A	161.6	2032.174	05/13/2010	06/07/2010	Filtered						
MW-71B	81.71	2112.16	05/14/08	06/05/2008	Unfiltered					25	
MW-71C	83.03	2110.98	05/14/08	06/05/2008	Unfiltered					27.3	
MW-71C	88.37	2105.501	05/13/2010	06/07/2010	Filtered						
MW-72A	88.67	2110.39	05/14/08	05/30/2008	Unfiltered					18.3	
MW-72A	83.6	2115.458	05/13/2010	06/04/2010	Filtered						
MW-72B	82.90	2116.32	05/14/08	05/30/2008	Unfiltered					30.4	
MW-72B	79.95	2119.27	05/13/2010	06/04/2010	Filtered						
MW-72C	82.88	2116.47	05/14/08	05/30/2008	Unfiltered					21	
MW-72C	79.32	2120.029	05/13/2010	06/04/2010	Filtered						
MW-73A	107.60	2081.79	05/14/08	06/02/2008	Unfiltered					15.2	
MW-73A	109.34	2080.048	05/13/2010	06/07/2010	Filtered						
MW-73B	91.09	2098.39	05/14/08	06/03/2008	Unfiltered					9.09	
MW-73B	93.75	2095.731	05/13/2010	06/07/2010	Filtered						
MW-73C	78.32	2111.33	05/14/08	05/30/2008	Unfiltered					12	
MW-73C	81.67	2107.978	05/13/2010	06/08/2010	Filtered						
MW-74A	158.57	2041.09	05/14/08	06/03/2008	Unfiltered					9.84	
MW-74A	161.06	2038.596	05/13/2010	06/04/2010	Filtered						
MW-74B	124.50	2075.31	05/14/08	06/12/2008	Unfiltered					26.3	
MW-74B	117.77	2082.035	05/13/2010	06/04/2010	Filtered						
MW-74C	84.71	2115.25	05/14/08	06/03/2008	Unfiltered					36.9	
MW-74C	86.81	2113.15	05/13/2010	06/04/2010	Filtered						
MW-75A	49.52	2099.92	05/13/08	06/02/2008	Unfiltered					1.12	
MW-75A	56.79	2092.645	05/17/2010	06/02/2010	Filtered						
MW-75B	40.65	2108.86	05/13/08	06/02/2008	Unfiltered					48.8	
MW-75B	47.76	2101.752	05/17/2010	06/02/2010	Filtered						
MW-75C	41.60	2108.42	05/13/08	06/02/2008	Unfiltered					27.8	
MW-75C	48.42	2101.602	05/17/2010	06/02/2010	Filtered						
MW-76A	19.00	2086.91	05/13/08	06/02/2008	Unfiltered					2.01	
MW-76A	24.64	2081.267	05/17/2010	06/03/2010	Filtered						

Consolidation Data Summary Table - Groundwater
Beaumont Site 1

Sample Location	Water Level Data			Sample Date	Filter Status	Metals				
	Depth to Water (feet below ground surface)	Groundwater Elevation (feet above mean sea level)	Elevation Date			Cobalt -mg/L	Chromium -mg/L	Chromium, Hexavalent -ug/L	Copper -mg/L	Lead -mg/L
MW-71A	161.6	2032.174	05/13/2010	06/07/2010	Filtered					
MW-71B	81.71	2112.16	05/14/08	06/05/2008	Unfiltered					
MW-71C	83.03	2110.98	05/14/08	06/05/2008	Unfiltered					
MW-71C	88.37	2105.501	05/13/2010	06/07/2010	Filtered					
MW-72A	88.67	2110.39	05/14/08	05/30/2008	Unfiltered					
MW-72A	83.6	2115.458	05/13/2010	06/04/2010	Filtered					
MW-72B	82.90	2116.32	05/14/08	05/30/2008	Unfiltered					
MW-72B	79.95	2119.27	05/13/2010	06/04/2010	Filtered					
MW-72C	82.88	2116.47	05/14/08	05/30/2008	Unfiltered					
MW-72C	79.32	2120.029	05/13/2010	06/04/2010	Filtered					
MW-73A	107.60	2081.79	05/14/08	06/02/2008	Unfiltered					
MW-73A	109.34	2080.048	05/13/2010	06/07/2010	Filtered					
MW-73B	91.09	2098.39	05/14/08	06/03/2008	Unfiltered					
MW-73B	93.75	2095.731	05/13/2010	06/07/2010	Filtered					
MW-73C	78.32	2111.33	05/14/08	05/30/2008	Unfiltered					
MW-73C	81.67	2107.978	05/13/2010	06/08/2010	Filtered					
MW-74A	158.57	2041.09	05/14/08	06/03/2008	Unfiltered					
MW-74A	161.06	2038.596	05/13/2010	06/04/2010	Filtered					
MW-74B	124.50	2075.31	05/14/08	06/12/2008	Unfiltered					
MW-74B	117.77	2082.035	05/13/2010	06/04/2010	Filtered					
MW-74C	84.71	2115.25	05/14/08	06/03/2008	Unfiltered					
MW-74C	86.81	2113.15	05/13/2010	06/04/2010	Filtered					
MW-75A	49.52	2099.92	05/13/08	06/02/2008	Unfiltered					
MW-75A	56.79	2092.645	05/17/2010	06/02/2010	Filtered					
MW-75B	40.65	2108.86	05/13/08	06/02/2008	Unfiltered					
MW-75B	47.76	2101.752	05/17/2010	06/02/2010	Filtered					
MW-75C	41.60	2108.42	05/13/08	06/02/2008	Unfiltered					
MW-75C	48.42	2101.602	05/17/2010	06/02/2010	Filtered					
MW-76A	19.00	2086.91	05/13/08	06/02/2008	Unfiltered					
MW-76A	24.64	2081.267	05/17/2010	06/03/2010	Filtered					

Consolidation Data Summary Table - Groundwater
Beaumont Site 1

Sample Location	Water Level Data					Metals					
	Depth to Water (feet below ground surface)	Groundwater Elevation (feet above mean sea level)	Elevation Date	Sample Date	Filter Status	Magnesium -mg/L	Manganese -mg/L	Mercury -ug/L	Molybdenum -mg/L	Nickel -mg/L	Potassium -mg/L
MW-71A	161.6	2032.174	05/13/2010	06/07/2010	Filtered		0.0054 BJaq				
MW-71B	81.71	2112.16	05/14/08	06/05/2008	Unfiltered	3.79					2.66
MW-71C	83.03	2110.98	05/14/08	06/05/2008	Unfiltered	3.94					2.74
MW-71C	88.37	2105.501	05/13/2010	06/07/2010	Filtered		<0.0012				
MW-72A	88.67	2110.39	05/14/08	05/30/2008	Unfiltered	2.38					2.61
MW-72A	83.6	2115.458	05/13/2010	06/04/2010	Filtered		0.0041 Jq				
MW-72B	82.90	2116.32	05/14/08	05/30/2008	Unfiltered	4.53					3.73
MW-72B	79.95	2119.27	05/13/2010	06/04/2010	Filtered		0.0030 Jq				
MW-72C	82.88	2116.47	05/14/08	05/30/2008	Unfiltered	3.56					1.93 Jq
MW-72C	79.32	2120.029	05/13/2010	06/04/2010	Filtered		<0.0012				
MW-73A	107.60	2081.79	05/14/08	06/02/2008	Unfiltered	1.61					2.23
MW-73A	109.34	2080.048	05/13/2010	06/07/2010	Filtered		<0.0012				
MW-73B	91.09	2098.39	05/14/08	06/03/2008	Unfiltered	3.56					3.85
MW-73B	93.75	2095.731	05/13/2010	06/07/2010	Filtered		<0.0012				
MW-73C	78.32	2111.33	05/14/08	05/30/2008	Unfiltered	4.21					4.51
MW-73C	81.67	2107.978	05/13/2010	06/08/2010	Filtered		<0.0012				
MW-74A	158.57	2041.09	05/14/08	06/03/2008	Unfiltered	3.22					4.6
MW-74A	161.06	2038.596	05/13/2010	06/04/2010	Filtered		<0.0012				
MW-74B	124.50	2075.31	05/14/08	06/12/2008	Unfiltered	6.03					7.66
MW-74B	117.77	2082.035	05/13/2010	06/04/2010	Filtered		0.210				
MW-74C	84.71	2115.25	05/14/08	06/03/2008	Unfiltered	10.4					5.59
MW-74C	86.81	2113.15	05/13/2010	06/04/2010	Filtered		<0.0012				
MW-75A	49.52	2099.92	05/13/08	06/02/2008	Unfiltered	0.173 Jq					3.6
MW-75A	56.79	2092.645	05/17/2010	06/02/2010	Filtered		<0.0012				
MW-75B	40.65	2108.86	05/13/08	06/02/2008	Unfiltered	5.9					0.724 Jq
MW-75B	47.76	2101.752	05/17/2010	06/02/2010	Filtered		<0.0012				
MW-75C	41.60	2108.42	05/13/08	06/02/2008	Unfiltered	3.39					2.28
MW-75C	48.42	2101.602	05/17/2010	06/02/2010	Filtered		0.250				
MW-76A	19.00	2086.91	05/13/08	06/02/2008	Unfiltered	0.177 Jq					1.06 Jq
MW-76A	24.64	2081.267	05/17/2010	06/03/2010	Filtered		<0.0012				

Consolidation Data Summary Table - Groundwater
Beaumont Site 1

Sample Location	Water Level Data					Metals					
	Depth to Water (feet below ground surface)	Groundwater Elevation (feet above mean sea level)	Elevation Date	Sample Date	Filter Status	Silver -mg/L	Selenium -mg/L	Sodium -mg/L	Thallium -mg/L	Vanadium -mg/L	Zinc -mg/L
MW-71A	161.6	2032.174	05/13/2010	06/07/2010	Filtered						
MW-71B	81.71	2112.16	05/14/08	06/05/2008	Unfiltered			47.1			
MW-71C	83.03	2110.98	05/14/08	06/05/2008	Unfiltered			48.6			
MW-71C	88.37	2105.501	05/13/2010	06/07/2010	Filtered						
MW-72A	88.67	2110.39	05/14/08	05/30/2008	Unfiltered			43.5			
MW-72A	83.6	2115.458	05/13/2010	06/04/2010	Filtered						
MW-72B	82.90	2116.32	05/14/08	05/30/2008	Unfiltered			32.8			
MW-72B	79.95	2119.27	05/13/2010	06/04/2010	Filtered						
MW-72C	82.88	2116.47	05/14/08	05/30/2008	Unfiltered			17			
MW-72C	79.32	2120.029	05/13/2010	06/04/2010	Filtered						
MW-73A	107.60	2081.79	05/14/08	06/02/2008	Unfiltered			43.6			
MW-73A	109.34	2080.048	05/13/2010	06/07/2010	Filtered						
MW-73B	91.09	2098.39	05/14/08	06/03/2008	Unfiltered			194			
MW-73B	93.75	2095.731	05/13/2010	06/07/2010	Filtered						
MW-73C	78.32	2111.33	05/14/08	05/30/2008	Unfiltered			97.1			
MW-73C	81.67	2107.978	05/13/2010	06/08/2010	Filtered						
MW-74A	158.57	2041.09	05/14/08	06/03/2008	Unfiltered			122			
MW-74A	161.06	2038.596	05/13/2010	06/04/2010	Filtered						
MW-74B	124.50	2075.31	05/14/08	06/12/2008	Unfiltered			448			
MW-74B	117.77	2082.035	05/13/2010	06/04/2010	Filtered						
MW-74C	84.71	2115.25	05/14/08	06/03/2008	Unfiltered			53.3			
MW-74C	86.81	2113.15	05/13/2010	06/04/2010	Filtered						
MW-75A	49.52	2099.92	05/13/08	06/02/2008	Unfiltered			69.6			
MW-75A	56.79	2092.645	05/17/2010	06/02/2010	Filtered						
MW-75B	40.65	2108.86	05/13/08	06/02/2008	Unfiltered			17.4			
MW-75B	47.76	2101.752	05/17/2010	06/02/2010	Filtered						
MW-75C	41.60	2108.42	05/13/08	06/02/2008	Unfiltered			26.7			
MW-75C	48.42	2101.602	05/17/2010	06/02/2010	Filtered						
MW-76A	19.00	2086.91	05/13/08	06/02/2008	Unfiltered			70.5			
MW-76A	24.64	2081.267	05/17/2010	06/03/2010	Filtered						

Consolidation Data Summary Table - Groundwater
Beaumont Site 1

	Water Level Data					Metals					
Sample Location	Depth to Water (feet below ground surface)	Groundwater Elevation (feet above mean sea level)	Elevation Date	Sample Date	Filter Status	Arsenic -mg/L	Antimony -mg/L	Barium -mg/L	Beryllium -mg/L	Calcium -mg/L	Cadmium -mg/L
MW-76B	12.21	2093.19	05/13/08	06/03/2008	Unfiltered					25.7	
MW-76B	17.15	2088.252	05/17/2010	06/03/2010	Filtered						
MW-76C	4.45	2101.84	05/13/08	06/02/2008	Unfiltered					22.5	
MW-76C	10.26	2096.032	05/17/2010	06/03/2010	Filtered						
MW-77A	11.81	1918.81	05/12/08	06/04/2008	Unfiltered					8.18	
MW-77A	10.86	1919.756	05/14/2010	06/09/2010	Filtered						
MW-77B	16.17	1914.71	05/12/08	06/05/2008	Unfiltered					15.5	
MW-77B	15.74	1915.137	05/14/2010	06/09/2010	Filtered						
MW-78	84.27	2098.36	05/14/08	06/10/2008	Unfiltered					6.33	
MW-78	90.22	2092.409	05/14/2010	06/08/2010	Filtered						
MW-79A	37.10	2104.90	05/13/08	06/05/2008	Unfiltered					5.39	
MW-79A	43.35	2098.652	05/14/2010	06/09/2010	Filtered						
MW-79C	34.02	2108.05	05/13/08	06/09/2008	Unfiltered					25.3	
MW-79C	40.75	2101.324	05/14/2010	06/09/2010	Filtered						
MW-80	0.00	2070.47	05/13/08	06/02/2008	Unfiltered					20.4	
MW-80	0.10 PSI	2070.701	05/14/2010	06/15/2010	Filtered						
MW-81	26.02	1984.70	05/12/08	05/30/2008	Unfiltered					2.29	
MW-81	26.59	1984.131	05/14/2010	06/14/2010	Filtered						
MW-82	23.68	1950.49	05/14/2010	06/10/2010	Filtered						
MW-82	25.06	1949.11	12/15/2010	1/10/2011	Filtered						
MW-83	22.24	1954.69	05/14/2010	06/10/2010	Filtered						
MW-83	23.91	1953.02	12/15/2010	1/10/2011	Filtered						
MW-84A	63.34	1946.68	05/14/2010	06/11/2010	Filtered						
MW-84B	66.95	1944.24	05/14/2010	06/11/2010	Filtered						
MW-85A	5.27	1924.04	05/14/2010	06/09/2010	Filtered						
MW-85B	2.3	1926.44	05/14/2010	06/08/2010	Filtered						
MW-86A	14.55	1908.66	05/14/2010	06/08/2010	Filtered						
MW-86B	17.73	1905.48	05/14/2010	06/08/2010	Filtered						
MW-87A	19.48	1919.44	05/14/2010	06/08/2010	Filtered						
MW-87B	17.65	1921.17	05/14/2010	06/08/2010	Filtered						

Consolidation Data Summary Table - Groundwater
Beaumont Site 1

	Water Level Data					Metals				
Sample Location	Depth to Water (feet below ground surface)	Groundwater Elevation (feet above mean sea level)	Elevation Date	Sample Date	Filter Status	Cobalt -mg/L	Chromium -mg/L	Chromium, Hexavalent -ug/L	Copper -mg/L	Lead -mg/L
MW-76B	12.21	2093.19	05/13/08	06/03/2008	Unfiltered					
MW-76B	17.15	2088.252	05/17/2010	06/03/2010	Filtered					
MW-76C	4.45	2101.84	05/13/08	06/02/2008	Unfiltered					
MW-76C	10.26	2096.032	05/17/2010	06/03/2010	Filtered					
MW-77A	11.81	1918.81	05/12/08	06/04/2008	Unfiltered					
MW-77A	10.86	1919.756	05/14/2010	06/09/2010	Filtered					
MW-77B	16.17	1914.71	05/12/08	06/05/2008	Unfiltered					
MW-77B	15.74	1915.137	05/14/2010	06/09/2010	Filtered					
MW-78	84.27	2098.36	05/14/08	06/10/2008	Unfiltered					
MW-78	90.22	2092.409	05/14/2010	06/08/2010	Filtered					
MW-79A	37.10	2104.90	05/13/08	06/05/2008	Unfiltered					
MW-79A	43.35	2098.652	05/14/2010	06/09/2010	Filtered					
MW-79C	34.02	2108.05	05/13/08	06/09/2008	Unfiltered					
MW-79C	40.75	2101.324	05/14/2010	06/09/2010	Filtered					
MW-80	0.00	2070.47	05/13/08	06/02/2008	Unfiltered					
MW-80	0.10 PSI	2070.701	05/14/2010	06/15/2010	Filtered					
MW-81	26.02	1984.70	05/12/08	05/30/2008	Unfiltered					
MW-81	26.59	1984.131	05/14/2010	06/14/2010	Filtered					
MW-82	23.68	1950.49	05/14/2010	06/10/2010	Filtered					
MW-82	25.06	1949.11	12/15/2010	1/10/2011	Filtered					
MW-83	22.24	1954.69	05/14/2010	06/10/2010	Filtered					
MW-83	23.91	1953.02	12/15/2010	1/10/2011	Filtered					
MW-84A	63.34	1946.68	05/14/2010	06/11/2010	Filtered					
MW-84B	66.95	1944.24	05/14/2010	06/11/2010	Filtered					
MW-85A	5.27	1924.04	05/14/2010	06/09/2010	Filtered					
MW-85B	2.3	1926.44	05/14/2010	06/08/2010	Filtered					
MW-86A	14.55	1908.66	05/14/2010	06/08/2010	Filtered					
MW-86B	17.73	1905.48	05/14/2010	06/08/2010	Filtered					
MW-87A	19.48	1919.44	05/14/2010	06/08/2010	Filtered					
MW-87B	17.65	1921.17	05/14/2010	06/08/2010	Filtered					

Consolidation Data Summary Table - Groundwater
Beaumont Site 1

	Water Level Data					Metals					
Sample Location	Depth to Water (feet below ground surface)	Groundwater Elevation (feet above mean sea level)	Elevation Date	Sample Date	Filter Status	Magnesium -mg/L	Manganese -mg/L	Mercury -ug/L	Molybdenum -mg/L	Nickel -mg/L	Potassium -mg/L
MW-76B	12.21	2093.19	05/13/08	06/03/2008	Unfiltered	3.24					0.673 Jq
MW-76B	17.15	2088.252	05/17/2010	06/03/2010	Filtered		0.011				
MW-76C	4.45	2101.84	05/13/08	06/02/2008	Unfiltered	3.67					1.51 Jq
MW-76C	10.26	2096.032	05/17/2010	06/03/2010	Filtered		0.052				
MW-77A	11.81	1918.81	05/12/08	06/04/2008	Unfiltered	1.15					1.77 Jq
MW-77A	10.86	1919.756	05/14/2010	06/09/2010	Filtered		0.0029 Jq				
MW-77B	16.17	1914.71	05/12/08	06/05/2008	Unfiltered	1.85					2.28
MW-77B	15.74	1915.137	05/14/2010	06/09/2010	Filtered		<0.0012				
MW-78	84.27	2098.36	05/14/08	06/10/2008	Unfiltered	0.123 Jq					21.1
MW-78	90.22	2092.409	05/14/2010	06/08/2010	Filtered		<0.0012				
MW-79A	37.10	2104.90	05/13/08	06/05/2008	Unfiltered	0.242 Jq					1.28 Jq
MW-79A	43.35	2098.652	05/14/2010	06/09/2010	Filtered		0.0034 Jq				
MW-79C	34.02	2108.05	05/13/08	06/09/2008	Unfiltered	3.81					1.97 Jq
MW-79C	40.75	2101.324	05/14/2010	06/09/2010	Filtered		<0.0012				
MW-80	0.00	2070.47	05/13/08	06/02/2008	Unfiltered	0.867 Jq					1.01 Jq
MW-80	0.10 PSI	2070.701	05/14/2010	06/15/2010	Filtered		0.0054 Jq				
MW-81	26.02	1984.70	05/12/08	05/30/2008	Unfiltered	0.507 Jq					0.96 BJaq
MW-81	26.59	1984.131	05/14/2010	06/14/2010	Filtered		<0.0012				
MW-82	23.68	1950.49	05/14/2010	06/10/2010	Filtered		0.041				
MW-82	25.06	1949.11	12/15/2010	1/10/2011	Filtered		0.0022 Jq				
MW-83	22.24	1954.69	05/14/2010	06/10/2010	Filtered		<0.0012				
MW-83	23.91	1953.02	12/15/2010	1/10/2011	Filtered		<0.00024				
MW-84A	63.34	1946.68	05/14/2010	06/11/2010	Filtered		0.044				
MW-84B	66.95	1944.24	05/14/2010	06/11/2010	Filtered		0.016				
MW-85A	5.27	1924.04	05/14/2010	06/09/2010	Filtered		0.0048 Jq				
MW-85B	2.3	1926.44	05/14/2010	06/08/2010	Filtered		0.0027 BJaq				
MW-86A	14.55	1908.66	05/14/2010	06/08/2010	Filtered		<0.0012				
MW-86B	17.73	1905.48	05/14/2010	06/08/2010	Filtered		0.120				
MW-87A	19.48	1919.44	05/14/2010	06/08/2010	Filtered		<0.0012				
MW-87B	17.65	1921.17	05/14/2010	06/08/2010	Filtered		0.0012 BJaq				

Consolidation Data Summary Table - Groundwater
Beaumont Site 1

Sample Location	Water Level Data					Metals					
	Depth to Water (feet below ground surface)	Groundwater Elevation (feet above mean sea level)	Elevation Date	Sample Date	Filter Status	Silver -mg/L	Selenium -mg/L	Sodium -mg/L	Thallium -mg/L	Vanadium -mg/L	Zinc -mg/L
MW-76B	12.21	2093.19	05/13/08	06/03/2008	Unfiltered			16.3			
MW-76B	17.15	2088.252	05/17/2010	06/03/2010	Filtered						
MW-76C	4.45	2101.84	05/13/08	06/02/2008	Unfiltered			21.6			
MW-76C	10.26	2096.032	05/17/2010	06/03/2010	Filtered						
MW-77A	11.81	1918.81	05/12/08	06/04/2008	Unfiltered			193			
MW-77A	10.86	1919.756	05/14/2010	06/09/2010	Filtered						
MW-77B	16.17	1914.71	05/12/08	06/05/2008	Unfiltered			141			
MW-77B	15.74	1915.137	05/14/2010	06/09/2010	Filtered						
MW-78	84.27	2098.36	05/14/08	06/10/2008	Unfiltered			107			
MW-78	90.22	2092.409	05/14/2010	06/08/2010	Filtered						
MW-79A	37.10	2104.90	05/13/08	06/05/2008	Unfiltered			65.4			
MW-79A	43.35	2098.652	05/14/2010	06/09/2010	Filtered						
MW-79C	34.02	2108.05	05/13/08	06/09/2008	Unfiltered			22.9			
MW-79C	40.75	2101.324	05/14/2010	06/09/2010	Filtered						
MW-80	0.00	2070.47	05/13/08	06/02/2008	Unfiltered			34			
MW-80	0.10 PSI	2070.701	05/14/2010	06/15/2010	Filtered						
MW-81	26.02	1984.70	05/12/08	05/30/2008	Unfiltered			80.5			
MW-81	26.59	1984.131	05/14/2010	06/14/2010	Filtered						
MW-82	23.68	1950.49	05/14/2010	06/10/2010	Filtered						
MW-82	25.06	1949.11	12/15/2010	1/10/2011	Filtered						
MW-83	22.24	1954.69	05/14/2010	06/10/2010	Filtered						
MW-83	23.91	1953.02	12/15/2010	1/10/2011	Filtered						
MW-84A	63.34	1946.68	05/14/2010	06/11/2010	Filtered						
MW-84B	66.95	1944.24	05/14/2010	06/11/2010	Filtered						
MW-85A	5.27	1924.04	05/14/2010	06/09/2010	Filtered						
MW-85B	2.3	1926.44	05/14/2010	06/08/2010	Filtered						
MW-86A	14.55	1908.66	05/14/2010	06/08/2010	Filtered						
MW-86B	17.73	1905.48	05/14/2010	06/08/2010	Filtered						
MW-87A	19.48	1919.44	05/14/2010	06/08/2010	Filtered						
MW-87B	17.65	1921.17	05/14/2010	06/08/2010	Filtered						

Consolidation Data Summary Table - Groundwater
Beaumont Site 1

Sample Location	Water Level Data			Sample Date	Filter Status	Metals					
	Depth to Water (feet below ground surface)	Groundwater Elevation (feet above mean sea level)	Elevation Date			Arsenic -mg/L	Antimony -mg/L	Barium -mg/L	Beryllium -mg/L	Calcium -mg/L	Cadmium -mg/L
MW-88	38.58	2103.39	05/13/2010	06/09/2010	Filtered						
MW-89	33.33	2097.49	05/13/2010	06/17/2010	Filtered						
MW-90	44.72	2102.99	05/13/2010	06/09/2010	Filtered						
MW-91	40.33	2104.52	05/13/2010	06/09/2010	Filtered						
MW-92	31.61	1888.22	05/14/2010	06/11/2010	Filtered						
MW-93	32.97	1898.5	05/14/2010	06/11/2010	Filtered						
MW-94	19.53	1917.02	05/14/2010	06/16/2010	Filtered						
MW-95	20.75	1900.05	05/14/2010	06/11/2010	Filtered						
MW-96	54.39	1944.24	05/14/2010	06/11/2010	Filtered						
MW-97	49.39	1947.08	05/14/2010	06/11/2010	Filtered						
MW-98A	47.3	2094.38	05/13/2010	06/07/2010	Filtered						
MW-98B	39.52	2102.21	05/13/2010	06/07/2010	Filtered						
MW-99	57.29	2087.34	05/13/2010	06/09/2010	Filtered						
MW-100	101.82	1423.97	05/17/2010	06/02/2010	Filtered						
MW-101	12.03	2083.87	05/14/2010	06/10/2010	Filtered						
MW-101	14.97	2080.93	12/15/2010	1/11/2011	Filtered						
MW-102	32.86	2034.35	05/17/2010	06/16/2010	Filtered						
MW-102	38.46	2028.75	12/17/2010	1/17/2011	Filtered						
OW-01	38.57	2166.05	06/01/05	06/29/2005	Unfiltered	<0.00308	<0.00209	0.184	<0.000176		<0.000350
OW-01	55.04	2149.576	05/13/2010	06/18/2010	Filtered						
OW-02	2.95	2073.65	05/20/02	05/23/2002	Unfiltered	<0.0014	<0.0018	0.0647	<0.000050	18.8	0.00020 BJkq
OW-02	4.87	2074.10	06/18/04	06/25/2004	Unfiltered	<0.00308	<0.00209	0.0651	<0.000176		<0.000350
OW-02	0.88	2078.09	06/02/05	06/22/2005	Unfiltered	<0.00308	<0.00209	0.0744	<0.000176		<0.000350
OW-02	2.56	2076.409	05/17/2010	06/15/2010	Filtered						
OW-08	51.68	1984.65	06/18/04	06/28/2004	Unfiltered	<0.00308	<0.00209	0.0263	<0.000176		<0.000350
OW-08	42.52	1993.81	06/01/05	06/29/2005	Unfiltered	<0.00308	<0.00209	0.0539	<0.000176		<0.000350
OW-08	46.11	1990.219	05/14/2010	06/14/2010	Filtered						
P-02	19.74	2061.41	06/18/04	06/25/2004	Unfiltered	0.0564	<0.00209	0.184	<0.000176		<0.000350
P-02	13.47	2067.68	06/01/05	06/27/2005	Unfiltered	0.0674	<0.00209	0.212	<0.000176		<0.000350
P-02	13.34	2067.811	05/17/2010	06/16/2010	Filtered						

Consolidation Data Summary Table - Groundwater
Beaumont Site 1

Sample Location	Water Level Data			Sample Date	Filter Status	Metals				
	Depth to Water (feet below ground surface)	Groundwater Elevation (feet above mean sea level)	Elevation Date			Cobalt -mg/L	Chromium -mg/L	Chromium, Hexavalent -ug/L	Copper -mg/L	Lead -mg/L
MW-88	38.58	2103.39	05/13/2010	06/09/2010	Filtered					
MW-89	33.33	2097.49	05/13/2010	06/17/2010	Filtered					
MW-90	44.72	2102.99	05/13/2010	06/09/2010	Filtered					
MW-91	40.33	2104.52	05/13/2010	06/09/2010	Filtered					
MW-92	31.61	1888.22	05/14/2010	06/11/2010	Filtered					
MW-93	32.97	1898.5	05/14/2010	06/11/2010	Filtered					
MW-94	19.53	1917.02	05/14/2010	06/16/2010	Filtered					
MW-95	20.75	1900.05	05/14/2010	06/11/2010	Filtered					
MW-96	54.39	1944.24	05/14/2010	06/11/2010	Filtered					
MW-97	49.39	1947.08	05/14/2010	06/11/2010	Filtered					
MW-98A	47.3	2094.38	05/13/2010	06/07/2010	Filtered					
MW-98B	39.52	2102.21	05/13/2010	06/07/2010	Filtered					
MW-99	57.29	2087.34	05/13/2010	06/09/2010	Filtered					
MW-100	101.82	1423.97	05/17/2010	06/02/2010	Filtered					
MW-101	12.03	2083.87	05/14/2010	06/10/2010	Filtered					
MW-101	14.97	2080.93	12/15/2010	1/11/2011	Filtered					
MW-102	32.86	2034.35	05/17/2010	06/16/2010	Filtered					
MW-102	38.46	2028.75	12/17/2010	1/17/2011	Filtered					
OW-01	38.57	2166.05	06/01/05	06/29/2005	Unfiltered	0.0251	<0.000350	<0.0050	0.00511	<0.00236
OW-01	55.04	2149.576	05/13/2010	06/18/2010	Filtered					
OW-02	2.95	2073.65	05/20/02	05/23/2002	Unfiltered	0.00095 BJaq	0.0040 BJkq		0.0023 BJakq	0.0011 Jq
OW-02	4.87	2074.10	06/18/04	06/25/2004	Unfiltered	<0.000696	<0.000350	1.3 Bk	<0.00134	<0.00236
OW-02	0.88	2078.09	06/02/05	06/22/2005	Unfiltered	<0.000696	<0.000350	1.2	<0.00134	<0.00236
OW-02	2.56	2076.409	05/17/2010	06/15/2010	Filtered					
OW-08	51.68	1984.65	06/18/04	06/28/2004	Unfiltered	<0.000696	<0.000350	0.65 Bk	<0.00134	<0.00236
OW-08	42.52	1993.81	06/01/05	06/29/2005	Unfiltered	<0.000696	<0.000350	0.58	<0.00134	<0.00236
OW-08	46.11	1990.219	05/14/2010	06/14/2010	Filtered					
P-02	19.74	2061.41	06/18/04	06/25/2004	Unfiltered	<0.000696	<0.000350	0.26 Bk	<0.00134	<0.00236
P-02	13.47	2067.68	06/01/05	06/27/2005	Unfiltered	<0.000696	<0.000350	0.32	<0.00134	<0.00236
P-02	13.34	2067.811	05/17/2010	06/16/2010	Filtered					

Consolidation Data Summary Table - Groundwater
Beaumont Site 1

Sample Location	Water Level Data					Metals					
	Depth to Water (feet below ground surface)	Groundwater Elevation (feet above mean sea level)	Elevation Date	Sample Date	Filter Status	Magnesium -mg/L	Manganese -mg/L	Mercury -ug/L	Molybdenum -mg/L	Nickel -mg/L	Potassium -mg/L
MW-88	38.58	2103.39	05/13/2010	06/09/2010	Filtered		0.0017 Jq				
MW-89	33.33	2097.49	05/13/2010	06/17/2010	Filtered		0.059				
MW-90	44.72	2102.99	05/13/2010	06/09/2010	Filtered		<0.0012				
MW-91	40.33	2104.52	05/13/2010	06/09/2010	Filtered		0.0051 Jq				
MW-92	31.61	1888.22	05/14/2010	06/11/2010	Filtered		0.0050 Jq				
MW-93	32.97	1898.5	05/14/2010	06/11/2010	Filtered		0.006.1 Jq				
MW-94	19.53	1917.02	05/14/2010	06/16/2010	Filtered		0.0045 Jq				
MW-95	20.75	1900.05	05/14/2010	06/11/2010	Filtered		<0.0012				
MW-96	54.39	1944.24	05/14/2010	06/11/2010	Filtered		0.0092 Jq				
MW-97	49.39	1947.08	05/14/2010	06/11/2010	Filtered		0.010				
MW-98A	47.3	2094.38	05/13/2010	06/07/2010	Filtered		<0.0012				
MW-98B	39.52	2102.21	05/13/2010	06/07/2010	Filtered		<0.0012				
MW-99	57.29	2087.34	05/13/2010	06/09/2010	Filtered		<0.0012				
MW-100	101.82	1423.97	05/17/2010	06/02/2010	Filtered		<0.0012				
MW-101	12.03	2083.87	05/14/2010	06/10/2010	Filtered		0.120				
MW-101	14.97	2080.93	12/15/2010	1/11/2011	Filtered		0.11				
MW-102	32.86	2034.35	05/17/2010	06/16/2010	Filtered		0.190				
MW-102	38.46	2028.75	12/17/2010	1/17/2011	Filtered		0.11				
OW-01	38.57	2166.05	06/01/05	06/29/2005	Unfiltered			<0.0672	<0.000800	0.0122	
OW-01	55.04	2149.576	05/13/2010	06/18/2010	Filtered		0.480				
OW-02	2.95	2073.65	05/20/02	05/23/2002	Unfiltered	3.35		0.15 BJkq	0.0061 Bk	0.0044 BJkq	1.67
OW-02	4.87	2074.10	06/18/04	06/25/2004	Unfiltered			<0.0672	<0.000800	<0.00137	
OW-02	0.88	2078.09	06/02/05	06/22/2005	Unfiltered			<0.0672	<0.000800	<0.00137	
OW-02	2.56	2076.409	05/17/2010	06/15/2010	Filtered		<0.0012				
OW-08	51.68	1984.65	06/18/04	06/28/2004	Unfiltered			<0.0672	0.0237	<0.00137	
OW-08	42.52	1993.81	06/01/05	06/29/2005	Unfiltered			<0.0672	0.0273	<0.00137	
OW-08	46.11	1990.219	05/14/2010	06/14/2010	Filtered		<0.0012				
P-02	19.74	2061.41	06/18/04	06/25/2004	Unfiltered			<0.0672	0.0187	<0.00137	
P-02	13.47	2067.68	06/01/05	06/27/2005	Unfiltered			<0.0672	0.0199	<0.00137	
P-02	13.34	2067.811	05/17/2010	06/16/2010	Filtered		1.30				

Consolidation Data Summary Table - Groundwater
Beaumont Site 1

Sample Location	Water Level Data					Metals					
	Depth to Water (feet below ground surface)	Groundwater Elevation (feet above mean sea level)	Elevation Date	Sample Date	Filter Status	Silver -mg/L	Selenium -mg/L	Sodium -mg/L	Thallium -mg/L	Vanadium -mg/L	Zinc -mg/L
MW-88	38.58	2103.39	05/13/2010	06/09/2010	Filtered						
MW-89	33.33	2097.49	05/13/2010	06/17/2010	Filtered						
MW-90	44.72	2102.99	05/13/2010	06/09/2010	Filtered						
MW-91	40.33	2104.52	05/13/2010	06/09/2010	Filtered						
MW-92	31.61	1888.22	05/14/2010	06/11/2010	Filtered						
MW-93	32.97	1898.5	05/14/2010	06/11/2010	Filtered						
MW-94	19.53	1917.02	05/14/2010	06/16/2010	Filtered						
MW-95	20.75	1900.05	05/14/2010	06/11/2010	Filtered						
MW-96	54.39	1944.24	05/14/2010	06/11/2010	Filtered						
MW-97	49.39	1947.08	05/14/2010	06/11/2010	Filtered						
MW-98A	47.3	2094.38	05/13/2010	06/07/2010	Filtered						
MW-98B	39.52	2102.21	05/13/2010	06/07/2010	Filtered						
MW-99	57.29	2087.34	05/13/2010	06/09/2010	Filtered						
MW-100	101.82	1423.97	05/17/2010	06/02/2010	Filtered						
MW-101	12.03	2083.87	05/14/2010	06/10/2010	Filtered						
MW-101	14.97	2080.93	12/15/2010	1/11/2011	Filtered						
MW-102	32.86	2034.35	05/17/2010	06/16/2010	Filtered						
MW-102	38.46	2028.75	12/17/2010	1/17/2011	Filtered						
OW-01	38.57	2166.05	06/01/05	06/29/2005	Unfiltered	<0.000400	<0.00295		<0.00233	<0.000314	0.0913
OW-01	55.04	2149.576	05/13/2010	06/18/2010	Filtered						
OW-02	2.95	2073.65	05/20/02	05/23/2002	Unfiltered	<0.00025	0.0038 Jq	12.6	0.0010 BJakq	0.0053 Jq	0.0212 Bk
OW-02	4.87	2074.10	06/18/04	06/25/2004	Unfiltered	<0.000400	<0.00295		<0.00233	<0.000314	<0.000848
OW-02	0.88	2078.09	06/02/05	06/22/2005	Unfiltered	<0.000400	<0.00295		<0.00233	<0.000314	<0.000848
OW-02	2.56	2076.409	05/17/2010	06/15/2010	Filtered						
OW-08	51.68	1984.65	06/18/04	06/28/2004	Unfiltered	<0.000400	<0.00295		<0.00233	0.0131	0.0274 Bk
OW-08	42.52	1993.81	06/01/05	06/29/2005	Unfiltered	<0.000400	<0.00295		<0.00233	0.00995	<0.000848
OW-08	46.11	1990.219	05/14/2010	06/14/2010	Filtered						
P-02	19.74	2061.41	06/18/04	06/25/2004	Unfiltered	<0.000400	<0.00295		<0.00233	<0.000314	<0.000848
P-02	13.47	2067.68	06/01/05	06/27/2005	Unfiltered	<0.000400	<0.00295		<0.00233	<0.000314	<0.000848
P-02	13.34	2067.811	05/17/2010	06/16/2010	Filtered						

Consolidation Data Summary Table - Groundwater
Beaumont Site 1

	Water Level Data					Metals					
Sample Location	Depth to Water (feet below ground surface)	Groundwater Elevation (feet above mean sea level)	Elevation Date	Sample Date	Filter Status	Arsenic -mg/L	Antimony -mg/L	Barium -mg/L	Beryllium -mg/L	Calcium -mg/L	Cadmium -mg/L
P-03	48.40	2091.85	06/17/04	06/30/2004	Unfiltered	<0.00308	<0.00209	0.101	<0.000176		<0.000350
P-03	41.93	2098.32	06/01/05	06/29/2005	Unfiltered	<0.00308	<0.00209	0.0859	<0.000176		<0.000350
P-03	47.02	2093.225	05/13/2010	06/14/2010	Filtered						
P-04	26.41	2086.22	06/18/04	06/28/2004	Unfiltered	<0.00308	<0.00209	0.0243	<0.000176		<0.000350
P-05	65.47	2096.73	06/17/04	07/02/2004	Unfiltered	<0.00308	<0.00209	0.0700	<0.000176		<0.000350
P-05	34.96	2127.24	06/02/05	07/01/2005	Unfiltered	<0.00308	<0.00209	0.173 Bk	<0.000176		<0.000350
P-05	46.51	2115.685	05/30/06	06/21/2006	Unfiltered	<0.00308			<0.000176		<0.000350
P-05	46.51	2115.685	05/31/06	06/21/2006	Filtered	<0.00308			<0.000176		<0.000350
P-05	59.7	2102.495	05/17/2010	06/16/2010	Filtered						
P-06D	30.37	2004.04	05/17/2010	06/17/2010	Filtered						
P-06S	29.47	2004.97	05/17/2010	06/17/2010	Filtered						

Consolidation Data Summary Table - Groundwater
Beaumont Site 1

	Water Level Data					Metals				
Sample Location	Depth to Water (feet below ground surface)	Groundwater Elevation (feet above mean sea level)	Elevation Date	Sample Date	Filter Status	Cobalt -mg/L	Chromium -mg/L	Chromium, Hexavalent -ug/L	Copper -mg/L	Lead -mg/L
P-03	48.40	2091.85	06/17/04	06/30/2004	Unfiltered	<0.000696	<0.000350	0.31 Bk	<0.00134	<0.00236
P-03	41.93	2098.32	06/01/05	06/29/2005	Unfiltered	<0.000696	<0.000350	<0.0050	<0.00134	<0.00236
P-03	47.02	2093.225	05/13/2010	06/14/2010	Filtered					
P-04	26.41	2086.22	06/18/04	06/28/2004	Unfiltered	<0.000696	<0.000350	<0.0050	0.0142	<0.00236
P-05	65.47	2096.73	06/17/04	07/02/2004	Unfiltered	<0.000696	<0.000350	1.5	<0.00134	<0.00236
P-05	34.96	2127.24	06/02/05	07/01/2005	Unfiltered	<0.000696	<0.000350	1.3	<0.00134	<0.00236
P-05	46.51	2115.685	05/30/06	06/21/2006	Unfiltered			1.0		<0.00236
P-05	46.51	2115.685	05/31/06	06/21/2006	Filtered					<0.00236
P-05	59.7	2102.495	05/17/2010	06/16/2010	Filtered					
P-06D	30.37	2004.04	05/17/2010	06/17/2010	Filtered					
P-06S	29.47	2004.97	05/17/2010	06/17/2010	Filtered					

Consolidation Data Summary Table - Groundwater
Beaumont Site 1

Sample Location	Water Level Data					Metals					
	Depth to Water (feet below ground surface)	Groundwater Elevation (feet above mean sea level)	Elevation Date	Sample Date	Filter Status	Magnesium -mg/L	Manganese -mg/L	Mercury -ug/L	Molybdenum -mg/L	Nickel -mg/L	Potassium -mg/L
P-03	48.40	2091.85	06/17/04	06/30/2004	Unfiltered			<0.0672	0.0156	<0.00137	
P-03	41.93	2098.32	06/01/05	06/29/2005	Unfiltered			<0.0672	<0.000800	<0.00137	
P-03	47.02	2093.225	05/13/2010	06/14/2010	Filtered		0.370				
P-04	26.41	2086.22	06/18/04	06/28/2004	Unfiltered			<0.0672	<0.000800	0.0117	
P-05	65.47	2096.73	06/17/04	07/02/2004	Unfiltered			<0.0672	<0.000800	<0.00137	
P-05	34.96	2127.24	06/02/05	07/01/2005	Unfiltered			<0.0672	<0.000800	<0.00137	
P-05	46.51	2115.685	05/30/06	06/21/2006	Unfiltered						
P-05	46.51	2115.685	05/31/06	06/21/2006	Filtered						
P-05	59.7	2102.495	05/17/2010	06/16/2010	Filtered		<0.0025				
P-06D	30.37	2004.04	05/17/2010	06/17/2010	Filtered		0.0029 Jq				
P-06S	29.47	2004.97	05/17/2010	06/17/2010	Filtered		0.087				

Consolidation Data Summary Table - Groundwater
Beaumont Site 1

	Water Level Data					Metals					
Sample Location	Depth to Water (feet below ground surface)	Groundwater Elevation (feet above mean sea level)	Elevation Date	Sample Date	Filter Status	Silver -mg/L	Selenium -mg/L	Sodium -mg/L	Thallium -mg/L	Vanadium -mg/L	Zinc -mg/L
P-03	48.40	2091.85	06/17/04	06/30/2004	Unfiltered	<0.000400	<0.00295		<0.00233	<0.000314	0.0316 Bk
P-03	41.93	2098.32	06/01/05	06/29/2005	Unfiltered	<0.000400	<0.00295		<0.00233	<0.000314	<0.000848
P-03	47.02	2093.225	05/13/2010	06/14/2010	Filtered						
P-04	26.41	2086.22	06/18/04	06/28/2004	Unfiltered	<0.000400	<0.00295		<0.00233	<0.000314	0.130
P-05	65.47	2096.73	06/17/04	07/02/2004	Unfiltered	<0.000400	<0.00295		<0.00233	<0.000314	<0.000848
P-05	34.96	2127.24	06/02/05	07/01/2005	Unfiltered	<0.000400	<0.00295		<0.00233	<0.000314	0.112
P-05	46.51	2115.685	05/30/06	06/21/2006	Unfiltered						
P-05	46.51	2115.685	05/31/06	06/21/2006	Filtered						
P-05	59.7	2102.495	05/17/2010	06/16/2010	Filtered						
P-06D	30.37	2004.04	05/17/2010	06/17/2010	Filtered						
P-06S	29.47	2004.97	05/17/2010	06/17/2010	Filtered						

Consolidation Data Summary Table - Groundwater
Beaumont Site 1

Sample Location	Water Level Data					Natural Attenuation Parameters								
	Depth to Water (feet below ground surface)	Groundwater Elevation (feet above mean sea level)	Elevation Date	Sample Date	Filter Status	Acetic Acid -mg/L	Butyric Acid -mg/L	i-Hexanoic Acid -mg/L	Hexanoic Acid -mg/L	Lactic Acid and HIBA -mg/L	Pyruvic Acid -mg/L	i-Pentanoic Acid -mg/L	Propionic Acid -mg/L	Pentanoic Acid -mg/L
EW-13	81.60	2103.97	12/20/2010	1/12/2011	Unfiltered	0.056 BJkq	<0.004	<0.006	<0.006	0.230 Bak	<0.033	<0.044	<0.007	<0.012
EW-13	81.60	2103.97	12/20/2010	1/14/2011	Unfiltered									
EW-15	77.73	2105.82	12/20/2010	1/11/2011	Unfiltered	0.120 Bk	<0.004	<0.006	<0.006	0.160 Bak	<0.033	<0.044	0.080	<0.012
EW-16	80.21	2105.31	12/20/2010	1/20/2011	Unfiltered	0.071 Bk	<0.004	<0.006	<0.006	0.200 Bk	<0.033	<0.044	0.074 Bk	<0.012
EW-18	78.36	2106.62	12/20/2010	1/19/2011	Unfiltered	0.041 BJkq	<0.004	<0.006	<0.006	0.230 Bak	0.100 BJkq	<0.044	<0.007	<0.012
EW-18	78.36	2106.62	12/20/2010	1/20/2011	Unfiltered									
F33-TW1	6.93	1955.39	08/13/08	08/18/08	Unfiltered	0.14	<0.06	<0.08	<0.08	<0.07	<0.07	<0.07	<0.05	<0.07
F33-TW1	NA	NA	12/04/08	11/06/08	Unfiltered	0.07 BJae	<0.06 UJe	<0.08 UJe	<0.08 UJce	0.19 Jce	<0.07 UJce	<0.07 UJe	<0.05 UJe	<0.07 UJe
F33-TW2	6.97	1952.78	08/13/08	08/18/08	Unfiltered	0.26	<0.06	<0.08	<0.08	0.37	<0.07	<0.07	<0.05	<0.07
F33-TW2	6.1	1953.65	12/04/08	11/06/08	Unfiltered	0.2 BJae	<0.06 UJe	<0.08 UJe	<0.08 UJe	0.28 Je	<0.07 UJe	<0.07 UJe	<0.05 UJe	<0.07 UJe
F33-TW2	3.34	1956.41	02/26/09	03/23/2009	Unfiltered	0.10	<0.060	<0.080	0.090 Jq	0.24	<0.070	<0.070	<0.050	<0.070
F33-TW2	4.93	1954.82	05/11/09	06/12/2009	Unfiltered	0.082	<0.006	<0.018	<0.007	0.13	<0.026	<0.032	<0.002	<0.016
F33-TW2	7.03	1952.72	08/12/2009	08/20/2009	Unfiltered	0.074	<0.006	<0.018	<0.007	0.13 Ba	<0.026	<0.032	0.28	<0.016
F33-TW2	7.47	1952.28	11/09/2009	11/17/2009	Unfiltered	0.036 BJaq	<0.006	<0.018	<0.007	0.12 Ba	<0.026	<0.032	<0.002	<0.016
F33-TW2	3.87	1955.88	03/26/10	3/31/2010	Unfiltered	<0.015	<0.006	<0.018	<0.007	0.13 Ba	<0.026	<0.032	<0.002	<0.016
F33-TW2	4.49	1955.26	05/14/2010	05/06/2010	Unfiltered	0.063 BJacq	<0.004 UJcf	<0.006 UJc	<0.006 UJcf	<0.01 UJc	<0.033 UJc	<0.044 UJc	0.031 BJacq	<0.012 UJcf
F33-TW2	6.41	1953.34	9/2/2010	9/14/2010	Unfiltered	0.075	<0.004	<0.006	<0.006	<0.01	<0.033	<0.044	0.038 Jq	<0.012
F33-TW2	5.47	1954.28	12/15/2010	1/7/2011	Unfiltered	0.045 Jq	<0.004	<0.006	<0.006	0.240 Ba	<0.033	<0.044	<0.007	<0.012
F33-TW3	5.56	1950.23	08/13/08	08/18/08	Unfiltered	0.14	<0.06	<0.08	<0.08	0.15	<0.07	<0.07	<0.05	<0.07
F33-TW3	4.28	1951.51	12/04/08	11/06/08	Unfiltered	0.48 Je	<0.06 UJe	<0.08 UJe	<0.08 UJe	0.26 Je	<0.07 UJe	<0.07 UJe	<0.05 UJe	<0.07 UJe
F33-TW3	3.40	1952.39	02/26/09	03/23/2009	Unfiltered	0.19	<0.060	<0.080	0.090 Jq	0.27	<0.070	<0.070	<0.050	<0.070
F33-TW3	4.13	1951.66	05/11/09	06/12/2009	Unfiltered	0.068 Jq	<0.006	<0.018	<0.007	0.090 Jq	<0.026	<0.032	<0.002	<0.016
F33-TW3	5.62	1950.17	08/12/2009	08/20/2009	Unfiltered	0.059 Jq	<0.006	<0.018	<0.007	0.14 Ba	<0.026	0.63	0.28	<0.016
F33-TW3	5.92	1949.87	11/09/2009	11/17/2009	Unfiltered	0.057 BJaq	<0.006	<0.018	<0.007	0.1 Ba	<0.026	<0.032	0.034 BJaq	<0.016
F33-TW3	4.45	1951.34	03/26/10	3/31/2010	Unfiltered	0.061 Jq	<0.006	<0.018	<0.007	<0.042	<0.026	<0.032	<0.002	<0.016
F33-TW3	4.69	1951.1	05/14/2010	05/06/2010	Unfiltered	0.037 BJaq	<0.004	<0.006	<0.006	<0.01	<0.033	<0.044	0.031 BJaq	<0.012
F33-TW3	5.36	1950.43	9/2/2010	9/14/2010	Unfiltered	0.074	<0.004	<0.006	<0.006	<0.01	<0.033	<0.044	<0.007	<0.012
F33-TW3	4.79	1951.00	12/15/2010	1/13/2011	Unfiltered	0.085	<0.004	<0.006	<0.006	<0.010	<0.033	<0.044	<0.007	<0.012
F33-TW4	5.94	1945.38	08/13/08	08/19/08	Unfiltered	0.1	<0.06	<0.08	<0.08	0.15	<0.07	<0.07	<0.05	<0.07

Consolidation Data Summary Table - Groundwater
Beaumont Site 1

Sample Location	Water Level Data			Sample Date	Filter Status	Natural Attenuation Parameters								
	Depth to Water (feet below ground surface)	Groundwater Elevation (feet above mean sea level)	Elevation Date			Dehalococcoides - cells/mL	Perchlorate Reductase - cells/mL	Dissolved Organic Carbon -mg/L	Total Organic Carbon -mg/L	Hydrogen -nM	Methane -ug/L	Sulfide -mg/L	Ferrous Iron -mg/L	Iron -mg/L
EW-13	81.60	2103.97	12/20/2010	1/12/2011	Unfiltered	8.60	<1.00	1.3 Bk			23.00			1.1
EW-13	81.60	2103.97	12/20/2010	1/14/2011	Unfiltered					5.500				
EW-15	77.73	2105.82	12/20/2010	1/11/2011	Unfiltered			13		2.000	10.00			2.3
EW-16	80.21	2105.31	12/20/2010	1/20/2011	Unfiltered			3.0 Bk		11.000	4.40			4.5
EW-18	78.36	2106.62	12/20/2010	1/19/2011	Unfiltered			<0.36			4.50 Bk			4.0
EW-18	78.36	2106.62	12/20/2010	1/20/2011	Unfiltered					4.000				
F33-TW1	6.93	1955.39	08/13/08	08/18/08	Unfiltered			3.22	3.06		55	0.8	<2.5	0.118 Jq
F33-TW1	NA	NA	12/04/08	11/06/08	Unfiltered			2.52	2.41	3.7	4	<0.4	<2.5	0.0788 Jq
F33-TW2	6.97	1952.78	08/13/08	08/18/08	Unfiltered			2.88	3.03		150	0.8	<2.5	0.8
F33-TW2	6.1	1953.65	12/04/08	11/06/08	Unfiltered			2.58	2.63	5.7	98	<0.4	<2.5	0.975
F33-TW2	3.34	1956.41	02/26/09	03/23/2009	Unfiltered			3.73	3.94	1.5	37	<0.4	<2.5	1.28
F33-TW2	4.93	1954.82	05/11/09	06/12/2009	Unfiltered			3.6	3.5	1.2	49.7			1.05
F33-TW2	7.03	1952.72	08/12/2009	08/20/2009	Unfiltered			2.4	2.1	1.6	110			0.750
F33-TW2	7.47	1952.28	11/09/2009	11/17/2009	Unfiltered			2.0	2.0	1.3	120			0.810
F33-TW2	3.87	1955.88	03/26/10	3/31/2010	Unfiltered			3.4	3.4	3.9	71			1.700
F33-TW2	4.49	1955.26	05/14/2010	05/06/2010	Unfiltered			2.8	2.8	0.61	94			1.90 Jd
F33-TW2	6.41	1953.34	9/2/2010	9/14/2010	Unfiltered			2.2	1.9	3.2	110			1.2
F33-TW2	5.47	1954.28	12/15/2010	1/7/2011	Unfiltered			2.5	2.4	9.600	130.00			1.8
F33-TW3	5.56	1950.23	08/13/08	08/18/08	Unfiltered			1.82	1.76		16	0.8	<2.5	0.454
F33-TW3	4.28	1951.51	12/04/08	11/06/08	Unfiltered			3.01	2.76	3.1	270	<0.4	<2.5	0.274
F33-TW3	3.40	1952.39	02/26/09	03/23/2009	Unfiltered			2.76	2.76	2.1	75	<0.4	<2.5	0.546
F33-TW3	4.13	1951.66	05/11/09	06/12/2009	Unfiltered			3.7	3.2	1.1	213			0.848
F33-TW3	5.62	1950.17	08/12/2009	08/20/2009	Unfiltered			1.9	1.3	1.5	33			0.500
F33-TW3	5.92	1949.87	11/09/2009	11/17/2009	Unfiltered			1.9	1.7	0.91	110			0.820
F33-TW3	4.45	1951.34	03/26/10	3/31/2010	Unfiltered			3.2	2.7	3.5	170			0.200
F33-TW3	4.69	1951.1	05/14/2010	05/06/2010	Unfiltered			2.1	1.9	0.88	130			0.270 Jd
F33-TW3	5.36	1950.43	9/2/2010	9/14/2010	Unfiltered			1.6	1.4	6.1	110			0.78
F33-TW3	4.79	1951.00	12/15/2010	1/13/2011	Unfiltered		<1.00	3.9	2.8	5.600	8.50			0.15
F33-TW4	5.94	1945.38	08/13/08	08/19/08	Unfiltered			3.28	3.22		61	0.8 Jq	<2.5	0.521

Consolidation Data Summary Table - Groundwater
Beaumont Site 1

Sample Location	Water Level Data					Natural Attenuation Parameters								
	Depth to Water (feet below ground surface)	Groundwater Elevation (feet above mean sea level)	Elevation Date	Sample Date	Filter Status	Acetic Acid -mg/L	Butyric Acid -mg/L	i-Hexanoic Acid -mg/L	Hexanoic Acid -mg/L	Lactic Acid and HIBA -mg/L	Pyruvic Acid -mg/L	i-Pentanoic Acid -mg/L	Propionic Acid -mg/L	Pentanoic Acid -mg/L
F33-TW4	NA	NA	12/04/08	11/10/08	Unfiltered	0.07 Je	<0.06 UJe	<0.08 UJe	<0.08 UJe	0.14 Je	<0.07 UJe	<0.07 UJe	<0.05 UJe	<0.07 UJe
F33-TW5	5.73	1943.82	08/13/08	08/18/08	Unfiltered	0.11	<0.06	<0.08	<0.08	0.20	<0.07	<0.07	<0.05	<0.07
F33-TW5	NA	NA	12/04/08	11/10/08	Unfiltered	0.07 Je	<0.06 UJe	<0.08 UJe	<0.08 UJe	0.15 Je	<0.07 UJe	<0.07 UJe	<0.05 UJe	<0.07 UJe
F33-TW6	6.5	1944.12	08/13/08	08/19/08	Unfiltered	0.12	<0.06	<0.08	<0.08	0.15	<0.07	<0.07	<0.05	<0.07
F33-TW6	5.91	1944.71	12/04/08	11/13/08	Unfiltered	0.08 Je	<0.06 UJe	<0.08 UJe	<0.08 UJe	0.17 Je	<0.07 UJe	<0.07 UJe	<0.05 UJe	<0.07 UJe
F33-TW6	4.30	1946.32	02/26/09	03/25/2009	Unfiltered	0.060 Jq	<0.060	<0.080	<0.080	0.16	<0.070	<0.070	<0.050	<0.070
F33-TW6	4.61	1946.01	05/15/09	06/19/2009	Unfiltered	0.10	<0.006	<0.018	<0.007	0.14	<0.026	<0.032	<0.002	<0.016
F33-TW6	6.53	1944.09	08/12/2009	08/25/2009	Unfiltered	0.042 Jq	<0.006	<0.018	<0.007	<0.042	<0.026	<0.032	<0.002	<0.016
F33-TW6	7.09	1943.53	11/09/2009	11/18/2009	Unfiltered	0.051 BJaq	<0.006	<0.018	<0.007	0.15 Ba	<0.026	<0.032	0.051 Jq	<0.016
F33-TW6	4.72	1945.90	03/26/10	3/31/2010	Unfiltered	0.065 Jq	<0.006	<0.018	<0.007	<0.042	<0.026	<0.032	<0.002	<0.016
F33-TW6	4.75	1945.87	05/14/2010	05/06/2010	Unfiltered	0.067 BJaq	<0.004	<0.006	<0.006	<0.01	<0.033	<0.044	0.033 BJaq	<0.012
F33-TW6	6.05	1944.57	9/2/2010	9/14/2010	Unfiltered	0.076	<0.004	<0.006	<0.006	<0.01	<0.033	<0.044	<0.007	<0.012
F33-TW6	5.30	1945.32	12/15/2010	1/7/2011	Unfiltered	<0.006	<0.004	<0.006	<0.006	<0.010	<0.033	<0.044	<0.007	<0.012
F33-TW7	8.38	No survey	08/14/2009	08/25/2009	Unfiltered	0.034 Jq	<0.006	<0.018	<0.007	<0.042	<0.026	<0.032	<0.002	<0.016
F33-TW7	9.04	No survey	11/09/2009	11/17/2009	Unfiltered	0.05 BJaq	<0.006	<0.018	<0.007	0.13 Ba	<0.026	<0.032	0.042 BJaq	<0.016
F33-TW7	9.04	No survey	11/09/2009	11/18/2009	Unfiltered									
F33-TW7	6.41		03/26/10	3/31/2010	Unfiltered	0.066 Jq	<0.006	<0.018	<0.007	<0.042	<0.026	<0.032	<0.002	<0.016
F33-TW7	6.47	n/a	05/14/2010	05/07/2010	Unfiltered	0.06 BJaq	<0.004	<0.006	<0.006	<0.01	<0.033	<0.044	0.036 BJaq	<0.012
F33-TW7	7.98	-	9/2/2010	9/14/2010	Unfiltered	0.065 Jq	<0.004	<0.006	<0.006	<0.01	<0.033	<0.044	<0.007	<0.012
F33-TW7	7.20	-	12/15/2010	1/7/2011	Unfiltered	0.058 Jq	<0.004	<0.006	<0.006	0.240 Ba	<0.033	<0.044	<0.007	<0.012
IW-01	60.44	2100.29	12/17/2010	1/18/2011	Unfiltered	0.048 BJkq	<0.004	<0.006	<0.006	<0.01	<0.033	<0.044	<0.007	<0.012
IW-02	54.83	2100.18	12/17/2010	1/18/2011	Unfiltered	0.054 BJkq	<0.004	<0.006	<0.006	<0.01	<0.033	<0.044	<0.007	<0.012
IW-03	38.61	2094.25	12/15/2010	1/17/2011	Unfiltered	0.033 BJkq	<0.004	<0.006	<0.006	0.170 Bak	<0.033	<0.044	<0.007	<0.012
IW-04	41.54	2093.55	12/15/2010	1/17/2011	Unfiltered	0.057 Jq	<0.004	<0.006	<0.006	0.170 Ba	<0.033	<0.044	0.075	<0.012
IW-05	42.30	2094.64	12/15/2010	1/19/2011	Unfiltered	0.031 BJkq	<0.004	<0.006	<0.006	<0.010	<0.033	<0.044	<0.007	<0.012
MW-18	29.65	1979.04	11/02/07	11/02/07	Unfiltered	0.140	<0.060	<0.080	<0.080	0.300	<0.070	<0.070	<0.050	<0.070
MW-18	24.51	1984.18	05/13/08	05/30/08	Unfiltered	0.12	<0.06	<0.08	0.25	0.2	<0.07	<0.07	<0.05	<0.07
MW-18	25.67	1983.02	05/11/09	06/10/2009	Unfiltered	0.092	0.048 Jq	<0.018	<0.007	0.086 Jq	<0.026	0.18	<0.002	<0.016
MW-18	25.25	1983.443	05/14/2010	05/05/2010	Unfiltered	0.04 BJaq	<0.004	<0.006	0.1	<0.01	<0.033	<0.044	0.042 BJaq	<0.012

Consolidation Data Summary Table - Groundwater
Beaumont Site 1

Sample Location	Water Level Data					Natural Attenuation Parameters								
	Depth to Water (feet below ground surface)	Groundwater Elevation (feet above mean sea level)	Elevation Date	Sample Date	Filter Status	Dehalococcoides - cells/mL	Perchlorate Reductase - cells/mL	Dissolved Organic Carbon -mg/L	Total Organic Carbon -mg/L	Hydrogen -nM	Methane -ug/L	Sulfide -mg/L	Ferrous Iron -mg/L	Iron -mg/L
F33-TW4	NA	NA	12/04/08	11/10/08	Unfiltered			3.21	2.77	2.7	53	<0.4	<2.5	0.384
F33-TW5	5.73	1943.82	08/13/08	08/18/08	Unfiltered			3.73	3.45		97	1.2	<2.5	0.12 Jq
F33-TW5	NA	NA	12/04/08	11/10/08	Unfiltered			3.27	3.03	3.4	100	<0.4	<2.5	<0.04
F33-TW6	6.5	1944.12	08/13/08	08/19/08	Unfiltered			3.16	3.36		1.8 Jq	0.8 Jq	<2.5	0.295
F33-TW6	5.91	1944.71	12/04/08	11/13/08	Unfiltered			2.9	2.82	2.8	2.3	<0.4	<2.5	0.338
F33-TW6	4.30	1946.32	02/26/09	03/25/2009	Unfiltered			2.92	3.3	2.6	1.4 Jq	<0.4	<2.5	0.406
F33-TW6	4.61	1946.01	05/15/09	06/19/2009	Unfiltered			2.5	2.3	1.3	<0.001			0.250
F33-TW6	6.53	1944.09	08/12/2009	08/25/2009	Unfiltered			2.3	2.1	1.6	1.4			0.270
F33-TW6	7.09	1943.53	11/09/2009	11/18/2009	Unfiltered			2.4	2.1	1.4	1.1			0.390
F33-TW6	4.72	1945.90	03/26/10	3/31/2010	Unfiltered			2.6	2.5	3	0.74			0.270
F33-TW6	4.75	1945.87	05/14/2010	05/06/2010	Unfiltered			2.2	2.1	0.86	0.53			0.300 Jd
F33-TW6	6.05	1944.57	9/2/2010	9/14/2010	Unfiltered			1.9	1.8	8	1.4			0.24
F33-TW6	5.30	1945.32	12/15/2010	1/7/2011	Unfiltered			1.8	1.7	9.300	2.50			0.10
F33-TW7	8.38	No survey	08/14/2009	08/25/2009	Unfiltered			3.4	2.9		100			0.300
F33-TW7	9.04	No survey	11/09/2009	11/17/2009	Unfiltered			2.1	2.1		76			0.340
F33-TW7	9.04	No survey	11/09/2009	11/18/2009	Unfiltered					1.5				
F33-TW7	6.41		03/26/10	3/31/2010	Unfiltered			3.8	3.6	2.9	42			0.720
F33-TW7	6.47	n/a	05/14/2010	05/07/2010	Unfiltered			3.2	3.0	1.6	24			1.10 Jd
F33-TW7	7.98	-	9/2/2010	9/14/2010	Unfiltered			3.3	2.6	6	170			2.2
F33-TW7	7.20	-	12/15/2010	1/7/2011	Unfiltered			3.8	3.9	8.400	130.00			1.9
IW-01	60.44	2100.29	12/17/2010	1/18/2011	Unfiltered			1.0 Bk		13.000	24.00			85
IW-02	54.83	2100.18	12/17/2010	1/18/2011	Unfiltered			3.7 Bk		4.200	1600.00			19
IW-03	38.61	2094.25	12/15/2010	1/17/2011	Unfiltered			2.4		3.200	91.00			19
IW-04	41.54	2093.55	12/15/2010	1/17/2011	Unfiltered	<0.50	<1.00	0.85		20.000	4200.00			15
IW-05	42.30	2094.64	12/15/2010	1/19/2011	Unfiltered			0.80 Bk		2.800	8.50			11
MW-18	29.65	1979.04	11/02/07	11/02/07	Unfiltered			9.43	1.47	2.400	2.7	<0.1	<2.5	<0.04
MW-18	24.51	1984.18	05/13/08	05/30/08	Unfiltered			1.26	2.13	2.1	1.2 Jq	<0.1 UJe	<2.5	<0.04
MW-18	25.67	1983.02	05/11/09	06/10/2009	Unfiltered			2.5	1.9	0.61	0.550 Jq			0.0136 Jq
MW-18	25.25	1983.443	05/14/2010	05/05/2010	Unfiltered			1.0	0.74	5.7	0.65			<0.012

Consolidation Data Summary Table - Groundwater
Beaumont Site 1

Sample Location	Water Level Data					Natural Attenuation Parameters								
	Depth to Water (feet below ground surface)	Groundwater Elevation (feet above mean sea level)	Elevation Date	Sample Date	Filter Status	Acetic Acid -mg/L	Butyric Acid -mg/L	i-Hexanoic Acid -mg/L	Hexanoic Acid -mg/L	Lactic Acid and HIBA -mg/L	Pyruvic Acid -mg/L	i-Pentanoic Acid -mg/L	Propionic Acid -mg/L	Pentanoic Acid -mg/L
MW-19	22.16	2096.33	12/15/2010	1/11/2011	Unfiltered	0.059 Jq	<0.004	<0.006	<0.006	<0.010	<0.033	<0.044	<0.007	<0.012
MW-37	38.72	2002.25	11/08/07	11/08/07	Unfiltered	0.130	<0.060	<0.080	<0.080	<0.070	<0.070	<0.070	<0.050	<0.070
MW-37	24.42	2016.55	05/12/08	05/29/08	Unfiltered	0.14	<0.06	<0.08	0.13 Jf	0.21	<0.07	<0.07	0.11	<0.07
MW-37	27.38	2013.59	05/11/09	06/11/2009	Unfiltered	0.084	<0.006	<0.018	<0.007	0.099 Jq	<0.026	<0.032	<0.002	<0.016
MW-43	4.22	2064.36	05/13/08	05/29/08	Unfiltered	0.19	<0.06	<0.08	<0.08	0.29	0.3	<0.07	<0.05	<0.07
MW-44	32.63	2096.06	12/15/2010	1/19/2011	Unfiltered	0.056 BJkq	<0.004	<0.006	<0.006	<0.010	0.095 BJkq	<0.044	<0.007	<0.012
MW-49	31.60	2099.32	12/15/2010	1/10/2011	Unfiltered	0.120 Jf	<0.004	<0.006	<0.006	<0.010	<0.033	<0.044	0.089	<0.012
MW-49	31.60	2099.32	12/15/2010	1/14/2011	Unfiltered									
MW-50	51.27	2100.16	12/17/2010	1/18/2011	Unfiltered	<0.006	<0.004	<0.006	<0.006	<0.010	<0.033	<0.044	<0.007	<0.012
MW-51	38.16	2100.20	12/15/2010	1/18/2011	Unfiltered	0.059 BJkq	<0.004	<0.006	<0.006	<0.010	<0.033	<0.044	<0.007	<0.012
MW-52	36.55	2099.63	12/15/2010	1/18/2011	Unfiltered	0.074 Bk	<0.004	<0.006	<0.006	<0.010	<0.033	<0.044	<0.007	<0.012
MW-61B	81.69	2105.08	12/20/2010	1/10/2011	Unfiltered	0.079	<0.004	<0.006	<0.006	<0.010	<0.033	<0.044	0.110	<0.012
MW-61C	87.28	2099.56	12/20/2010	1/12/2011	Unfiltered	0.140	<0.004	<0.006	<0.006	<0.010	<0.033	<0.044	<0.007	<0.012
MW-67	4.72	1794.82	11/02/07	11/02/07	Unfiltered	0.210	<0.060	<0.080	<0.080	<0.070	<0.070	<0.070	<0.050	<0.070
MW-67	5.11	1794.43	05/12/08	05/30/08	Unfiltered	0.14	<0.06	<0.08	0.18	<0.07 UJc	<0.07 UJc	<0.07	<0.05	<0.07
MW-67	4.86	1794.68	05/11/09	06/10/2009	Unfiltered	0.14	<0.006	<0.018	<0.007	0.16	<0.026	<0.032	<0.002	0.039 Jq
MW-67	4.68	1794.86	05/13/2010	05/07/2010	Unfiltered	0.061 BJaq	<0.004	<0.006	<0.006	<0.01	<0.033	<0.044	0.032 BJaq	<0.012
MW-70	31.21	1944.94	10/25/07	10/25/07	Unfiltered	0.200	<0.060	<0.080	<0.080	<0.070	<0.070	<0.070	<0.050	<0.070
MW-70	26.18	1949.97	05/12/08	05/29/08	Unfiltered	0.14	<0.06	<0.08	0.16	0.23	<0.07	<0.07	<0.05	<0.07
MW-70	28.12	1948.032	12/04/08	11/10/08	Unfiltered	0.08 Je	<0.06 UJe	<0.08 UJe	<0.08 UJe	0.18 Je	<0.07 UJe	<0.07 UJe	<0.05 UJe	<0.07 UJe
MW-70	25.89	1950.26	02/26/09	03/24/2009	Unfiltered	0.060 Jq	<0.060	<0.080	<0.080	0.16	<0.070	<0.070	<0.050	<0.070
MW-70	26.17	1949.98	05/11/09	06/10/2009	Unfiltered	0.12	<0.006	<0.018	<0.007	0.074 Jq	<0.026	<0.032	<0.002	<0.016
MW-70	28.63	1947.52	08/12/2009	08/20/2009	Unfiltered	0.044 Jq	<0.006	<0.018	<0.007	<0.042	<0.026	<0.032	0.28	<0.016
MW-70	29.60	1946.55	11/09/2009	11/13/2009	Unfiltered	0.038 Jq	<0.006	<0.018	<0.007	0.11 Ba	<0.026	<0.032	<0.002	<0.016
MW-70	26.02	1950.13	03/26/10	3/30/2010	Unfiltered	0.049 Jq	<0.006	<0.018	<0.007	<0.042	<0.026	<0.032	<0.002	<0.016
MW-70	26.02	1950.132	05/13/2010	05/05/2010	Unfiltered	0.074 Ba	<0.004	<0.006	<0.006	<0.01	<0.033	<0.044	0.075 Ba	<0.012
MW-70	27.94	1948.21	8/31/2010	9/13/2010	Unfiltered	0.071	<0.004	<0.006	<0.006	0.15 Ba	<0.033	<0.044	0.042 Jq	<0.012
MW-70	27.29	1948.86	12/15/2010	1/13/2011	Unfiltered	0.160	<0.004	<0.006	<0.006	<0.010	<0.033	<0.044	<0.007	<0.012
MW-82	25.83	1948.34	08/11/08	08/19/08	Unfiltered	0.12	<0.06	<0.08	<0.08	0.16	<0.07	<0.07	<0.05	<0.07

Consolidation Data Summary Table - Groundwater
Beaumont Site 1

	Water Level Data					Natural Attenuation Parameters								
Sample Location	Depth to Water (feet below ground surface)	Groundwater Elevation (feet above mean sea level)	Elevation Date	Sample Date	Filter Status	Dehalococcoides - cells/mL	Perchlorate Reductase - cells/mL	Dissolved Organic Carbon -mg/L	Total Organic Carbon -mg/L	Hydrogen -nM	Methane -ug/L	Sulfide -mg/L	Ferrous Iron -mg/L	Iron -mg/L
MW-19	22.16	2096.33	12/15/2010	1/11/2011	Unfiltered	0.40 Jq	<1.00	0.94		11.000	0.23 Ba			0.035
MW-37	38.72	2002.25	11/08/07	11/08/07	Unfiltered			1.32	0.816 Jq	5.200	1.2 Jq	<0.1	<2.5	<0.04
MW-37	24.42	2016.55	05/12/08	05/29/08	Unfiltered			0.815 Jq	1.21	3.1	1.2 Jq	<0.1	<2.5	<0.04
MW-37	27.38	2013.59	05/11/09	06/11/2009	Unfiltered			1.8	0.98	0.87	0.720 Jq			0.0385 Jq
MW-43	4.22	2064.36	05/13/08	05/29/08	Unfiltered			0.555 Jq	0.69 Jq	11	330	<0.1	<2.5	0.064 Jq
MW-44	32.63	2096.06	12/15/2010	1/19/2011	Unfiltered			0.40 BJkq		5.300	0.10 Bak			0.18 Bk
MW-49	31.60	2099.32	12/15/2010	1/10/2011	Unfiltered			0.88		13.000	0.04 BJaq			<0.0023
MW-49	31.60	2099.32	12/15/2010	1/14/2011	Unfiltered					4.500				
MW-50	51.27	2100.16	12/17/2010	1/18/2011	Unfiltered			0.63 BJkq		5.300	0.09 BJkq			0.27
MW-51	38.16	2100.20	12/15/2010	1/18/2011	Unfiltered			2.3 Bk		3.000	7.20			0.34
MW-52	36.55	2099.63	12/15/2010	1/18/2011	Unfiltered			0.92 Bk		11.000	0.09 BJkq			0.27
MW-61B	81.69	2105.08	12/20/2010	1/10/2011	Unfiltered			10		11.000	0.23 Ba			<0.0023
MW-61C	87.28	2099.56	12/20/2010	1/12/2011	Unfiltered			1.0		11.000	0.41 Ba			0.0034 BJa
MW-67	4.72	1794.82	11/02/07	11/02/07	Unfiltered			13.3	4.89	1.600	4.2	<0.1	<2.5	<0.04
MW-67	5.11	1794.43	05/12/08	05/30/08	Unfiltered			5.35	6.45	60	25	<0.1 UJe	<2.5	<0.04
MW-67	4.86	1794.68	05/11/09	06/10/2009	Unfiltered			7.2	7.0	0.65	30.4			0.0977
MW-67	4.68	1794.86	05/13/2010	05/07/2010	Unfiltered			6.2	5.6	2.6	25			0.210 Jd
MW-70	31.21	1944.94	10/25/07	10/25/07	Unfiltered			3.31	2.37	1.400	140	<0.1	<2.5	<0.04
MW-70	26.18	1949.97	05/12/08	05/29/08	Unfiltered			3.41	3.83	2.3	8.8	<0.1	<2.5	<0.04
MW-70	28.12	1948.032	12/04/08	11/10/08	Unfiltered			3.99	2.87	1.7	4.8 Jf	<0.4	<2.5	<0.04
MW-70	25.89	1950.26	02/26/09	03/24/2009	Unfiltered			3.81	3.35	1.4	<0.6	<0.4	<2.5	<0.04
MW-70	26.17	1949.98	05/11/09	06/10/2009	Unfiltered			4.2	3.9	2.0	10.7			0.0180 Jq
MW-70	28.63	1947.52	08/12/2009	08/20/2009	Unfiltered			2.7	2.3	1.7	1.8			0.150
MW-70	29.60	1946.55	11/09/2009	11/13/2009	Unfiltered			3.4	2.4	0.92	0.14 Ba			0.060
MW-70	26.02	1950.13	03/26/10	3/30/2010	Unfiltered			2.8 Ba	2.5	6.3	0.07 BJaq			<0.012
MW-70	26.02	1950.132	05/13/2010	05/05/2010	Unfiltered			2.7	2.2	6.3	0.07 BJaq			<0.012
MW-70	27.94	1948.21	8/31/2010	9/13/2010	Unfiltered			3.0	1.9	3	0.08 Jq			<0.012
MW-70	27.29	1948.86	12/15/2010	1/13/2011	Unfiltered		<1.00	4.4	3.1	7.200	0.12 Ba			0.0063 BJa
MW-82	25.83	1948.34	08/11/08	08/19/08	Unfiltered			3.69	3.24		3.8	<0.4	<2.5	1.07

Consolidation Data Summary Table - Groundwater
Beaumont Site 1

	Water Level Data					Natural Attenuation Parameters								
Sample Location	Depth to Water (feet below ground surface)	Groundwater Elevation (feet above mean sea level)	Elevation Date	Sample Date	Filter Status	Acetic Acid -mg/L	Butyric Acid -mg/L	i-Hexanoic Acid -mg/L	Hexanoic Acid -mg/L	Lactic Acid and HIBA -mg/L	Pyruvic Acid -mg/L	i-Pentanoic Acid -mg/L	Propionic Acid -mg/L	Pentanoic Acid -mg/L
MW-82	25.87	1948.3	12/04/08	11/07/08	Unfiltered	0.2 BJae	<0.06 UJe	<0.08 UJe	<0.08 UJe	0.16 Je	<0.07 UJe	<0.07 UJe	<0.05 UJe	<0.07 UJe
MW-82	23.59	1950.58	02/26/09	03/25/2009	Unfiltered	0.70	<0.060	<0.080	<0.080	0.13	<0.070	<0.070	<0.050	<0.070
MW-82	23.70	1950.47	05/11/09	06/11/2009	Unfiltered	0.10	<0.006	<0.018	<0.007	0.096 Jq	<0.026	<0.032	<0.002	0.10
MW-82	26.17	1948.00	08/12/2009	08/25/2009	Unfiltered	0.046 Jq	<0.006	<0.018	<0.007	<0.042	<0.026	<0.032	<0.002	<0.016
MW-82	27.10	1947.07	11/09/2009	11/13/2009	Unfiltered	0.035 Jq	<0.006	<0.018	<0.007	0.13 Ba	<0.026	<0.032	<0.002	<0.016
MW-82	23.85	1950.32	03/26/10	3/30/2010	Unfiltered	0.054 Jq	<0.006	<0.018	<0.007	0.38 Ba	<0.026	<0.032	<0.002	<0.016
MW-82	23.68	1950.49	05/14/2010	05/06/2010	Unfiltered	0.058 BJaq	<0.004	<0.006	<0.006	<0.01	<0.033	<0.044	0.031 BJaq	<0.012
MW-82	25.51	1948.66	8/31/2010	9/15/2010	Unfiltered	<0.006	<0.004	<0.006	<0.006	<0.01	<0.033	<0.044	<0.007	<0.012
MW-82	25.06	1949.11	12/15/2010	1/10/2011	Unfiltered	0.062 Jq	<0.004	<0.006	<0.006	0.260 Ba	<0.033	<0.044	<0.007	<0.012
MW-83	25.76	1951.17	08/11/08	08/19/08	Unfiltered	0.12	<0.06	<0.08	<0.08	0.14	<0.07	<0.07	<0.05	<0.07
MW-83	25.27	1951.66	12/04/08	11/07/08	Unfiltered	0.23 BJae	<0.06 UJe	<0.08 UJe	<0.08 UJe	0.16 Je	<0.07 UJe	<0.07 UJe	<0.05 UJe	<0.07 UJe
MW-83	22.09	1954.84	02/26/09	03/24/2009	Unfiltered	0.070	<0.060	<0.080	<0.080	0.14	<0.070	<0.070	<0.050	<0.070
MW-83	22.40	1954.53	05/11/09	06/10/2009	Unfiltered	<0.015	<0.006	<0.018	<0.007	<0.042	<0.026	<0.032	<0.002	<0.016
MW-83	25.50	1951.43	08/12/2009	08/25/2009	Unfiltered	0.049 Jq	<0.006	<0.018	<0.007	0.12	<0.026	<0.032	<0.002	<0.016
MW-83	26.95	1949.98	11/09/2009	11/13/2009	Unfiltered	0.04 Jq	<0.006	<0.018	<0.007	0.16 Ba	<0.026	<0.032	1.2	<0.016
MW-83	22.21	1954.72	03/26/10	3/30/2010	Unfiltered	0.035 Jq	<0.006	<0.018	<0.007	<0.042	<0.026	<0.032	0.011 Jq	<0.016
MW-83	22.24	1954.69	05/14/2010	05/05/2010	Unfiltered	0.047 BJaq	<0.004	<0.006	<0.006	<0.01	<0.033	<0.044	0.032 BJaq	<0.012
MW-83	24.30	1952.63	8/31/2010	9/15/2010	Unfiltered	0.061 BJaq	<0.004	<0.006	<0.006	<0.01	<0.033	<0.044	<0.007	<0.012
MW-83	23.91	1953.02	12/15/2010	1/10/2011	Unfiltered	0.050 Jq	<0.004	<0.006	<0.006	0.210 Ba	<0.033	<0.044	<0.007	<0.012
MW-101	12.03	2083.87	05/14/2010	05/07/2010	Unfiltered	0.029 BJaq	<0.004	<0.006	<0.006	<0.01	<0.033	<0.044	0.028 BJaq	<0.012
MW-101	14.97	2080.93	12/15/2010	1/11/2011	Unfiltered	<0.006	<0.004	<0.006	<0.006	<0.010	<0.033	<0.044	<0.007	<0.012
MW-102	32.86	2034.35	05/17/2010	05/07/2010	Unfiltered	0.035 BJaq	<0.004	<0.006	<0.006	<0.01	<0.033	<0.044	0.031 BJaq	<0.012
MW-102	38.46	2028.75	12/17/2010	1/17/2011	Unfiltered	0.089	<0.004	<0.006	<0.006	<0.01	<0.033	<0.044	<0.007	<0.012
MW-103	19.27	2056.61	12/17/2010	12/14/2010	Unfiltered									
MW-104	14.54	2072.93	12/17/2010	12/14/2010	Unfiltered									
MW-105	13.85	2078.38	12/17/2010	12/13/2010	Unfiltered									
MW-106	20.05	2065.20	12/17/2010	12/13/2010	Unfiltered									
MW-107	23.38	2061.46	12/17/2010	12/14/2010	Unfiltered									
MW-108	20.69	2066.53	12/17/2010	12/13/2010	Unfiltered									

Consolidation Data Summary Table - Groundwater
Beaumont Site 1

Sample Location	Water Level Data: Depth to Water (feet below ground surface)	Water Level Data: Groundwater Elevation (feet above mean sea level)	Water Level Data: Elevation Date	Sample Date	Filter Status	Natural Attenuation Parameters: Dehalococcoides - cells/mL	Perchlorate Reductase - cells/mL	Dissolved Organic Carbon -mg/L	Total Organic Carbon -mg/L	Hydrogen -nM	Methane -ug/L	Sulfide -mg/L	Ferrous Iron -mg/L	Iron -mg/L
MW-82	25.87	1948.3	12/04/08	11/07/08	Unfiltered			4.21	3.47	4.7	0.89 Jq	<0.4	<2.5	0.253
MW-82	23.59	1950.58	02/26/09	03/25/2009	Unfiltered			2.93	2.88	1.7	3.7	<0.4	<2.5	0.241
MW-82	23.70	1950.47	05/11/09	06/11/2009	Unfiltered			3.3	3.2	0.73	0.450 Jq			2.02
MW-82	26.17	1948.00	08/12/2009	08/25/2009	Unfiltered			2.4	1.9	1.8	1.2 Jf			0.076
MW-82	27.10	1947.07	11/09/2009	11/13/2009	Unfiltered			2.3	2.2	0.82	0.05 BJaq			0.160
MW-82	23.85	1950.32	03/26/10	3/30/2010	Unfiltered			2.1 Ba	2.0	4.6	0.74			0.033
MW-82	23.68	1950.49	05/14/2010	05/06/2010	Unfiltered			2.4	1.9	3.9	0.35			0.021 Jd
MW-82	25.51	1948.66	8/31/2010	9/15/2010	Unfiltered			2.0	1.7	3.4	0.13 Ba			<0.012
MW-82	25.06	1949.11	12/15/2010	1/10/2011	Unfiltered			1.8	2.0	5.400	0.38 Ba			0.0027 Jq
MW-83	25.76	1951.17	08/11/08	08/19/08	Unfiltered			3.57	2.79		3.7	0.8 Jq	<2.5	0.309
MW-83	25.27	1951.66	12/04/08	11/07/08	Unfiltered			3.27	2.56	4.3	3	0.8 Jq	<2.5	0.0537 Jq
MW-83	22.09	1954.84	02/26/09	03/24/2009	Unfiltered			3.03	2.87	1.6	<0.6	0.8 Jq	<2.5	<0.04
MW-83	22.40	1954.53	05/11/09	06/10/2009	Unfiltered			3.5	3.2	1.9	0.420 Jq			0.0354 Jq
MW-83	25.50	1951.43	08/12/2009	08/25/2009	Unfiltered			2	1.9	1.4	1.3			<0.025
MW-83	26.95	1949.98	11/09/2009	11/13/2009	Unfiltered			2.1	1.7	0.74	4.6			0.0065 Jq
MW-83	22.21	1954.72	03/26/10	3/30/2010	Unfiltered			2.6 Ba	2.4	3.1	<0.02			<0.012
MW-83	22.24	1954.69	05/14/2010	05/05/2010	Unfiltered			2.6	2.0	4.6	<0.02			<0.012
MW-83	24.30	1952.63	8/31/2010	9/15/2010	Unfiltered			1.8	1.7	4.9	0.19 Ba			0.021
MW-83	23.91	1953.02	12/15/2010	1/10/2011	Unfiltered			3.4	2.8	1.200	0.04 BJaq			0.0025 Jq
MW-101	12.03	2083.87	05/14/2010	05/07/2010	Unfiltered			0.98	0.40 Jq	1.2	0.22			0.170 Jd
MW-101	14.97	2080.93	12/15/2010	1/11/2011	Unfiltered	0.50 Jq		0.98		1.300	0.18 Ba			0.51
MW-102	32.86	2034.35	05/17/2010	05/07/2010	Unfiltered			4.4	0.44 Jq	1.1	180			0.044 Jd
MW-102	38.46	2028.75	12/17/2010	1/17/2011	Unfiltered	0.60		0.91		1.900	83.00			0.13
MW-103	19.27	2056.61	12/17/2010	12/14/2010	Unfiltered			1.4	0.66 Jq					
MW-104	14.54	2072.93	12/17/2010	12/14/2010	Unfiltered			0.72	0.92					
MW-105	13.85	2078.38	12/17/2010	12/13/2010	Unfiltered			0.80	0.73					
MW-106	20.05	2065.20	12/17/2010	12/13/2010	Unfiltered			4.4	5.2					
MW-107	23.38	2061.46	12/17/2010	12/14/2010	Unfiltered			2.0	2.1					
MW-108	20.69	2066.53	12/17/2010	12/13/2010	Unfiltered			0.40 Jq	<0.36					

Consolidation Data Summary Table - Groundwater
Beaumont Site 1

Sample Location	Water Level Data					Natural Attenuation Parameters								
	Depth to Water (feet below ground surface)	Groundwater Elevation (feet above mean sea level)	Elevation Date	Sample Date	Filter Status	Acetic Acid -mg/L	Butyric Acid -mg/L	i-Hexanoic Acid -mg/L	Hexanoic Acid -mg/L	Lactic Acid and HIBA -mg/L	Pyruvic Acid -mg/L	i-Pentanoic Acid -mg/L	Propionic Acid -mg/L	Pentanoic Acid -mg/L
MW-109	14.75	2078.11	12/17/2010	12/13/2010	Unfiltered									
TW1	NA	NA	NA	11/06/07	Unfiltered	0.750	<0.060	<0.080	<0.080	0.350	<0.070	<0.070	0.060 Jq	<0.070
TW2	NA	NA	NA	11/06/07	Unfiltered	0.200	<0.060	<0.080	<0.080	0.220	<0.070	<0.070	<0.050	<0.070

Consolidation Data Summary Table - Groundwater
Beaumont Site 1

	Water Level Data					Natural Attenuation Parameters								
Sample Location	Depth to Water (feet below ground surface)	Groundwater Elevation (feet above mean sea level)	Elevation Date	Sample Date	Filter Status	Dehalococcoides - cells/mL	Perchlorate Reductase - cells/mL	Dissolved Organic Carbon -mg/L	Total Organic Carbon -mg/L	Hydrogen -nM	Methane -ug/L	Sulfide -mg/L	Ferrous Iron -mg/L	Iron -mg/L
MW-109	14.75	2078.11	12/17/2010	12/13/2010	Unfiltered			0.40 Jq	0.47 Jq					
TW1	NA	NA	NA	11/06/07	Unfiltered			3.39	3.16	25.0	11	<0.1	<2.5	0.0423 Jq
TW2	NA	NA	NA	11/06/07	Unfiltered			3.55	3.04	130.0	220	<0.1	<2.5	2.69

Consolidation Data Summary Table - Groundwater
Beaumont Site 1

	Water Level Data					Volatile Organics										
Sample Location	Depth to Water (feet below ground surface)	Groundwater Elevation (feet above mean sea level)	Elevation Date	Sample Date	Filter Status	1,4-Dioxane -ug/L	N-Nitrosodimethylamine -ng/L	Acetone -ug/L	Bromodichloromethane -ug/L	2-Butanone -ug/L	Bromobenzene -ug/L	Bromochloromethane -ug/L	Bromomethane -ug/L	Bromoform -ug/L	n-Butylbenzene -ug/L	sec-Butylbenzene -ug/L
B10-PGW1-102				12/18/2008	Unfiltered			<2.0	<0.10	<1.0			<0.30	<0.50		
B10-PGW1-137				12/20/2008	Unfiltered			<2.0	<0.10	<1.0			<0.30	<0.50		
B10-PGW1-152				12/20/2008	Unfiltered			<2.0	<0.10	<1.0			<0.30	<0.50		
B10-PGW1-45				12/16/2008	Unfiltered			<2.0	<0.10	<1.0			<0.30	<0.50		
B10-PGW1-67				12/17/2008	Unfiltered			<2.0	<0.10	<1.0			<0.30	<0.50		
B10-PGW1-87				12/18/2008	Unfiltered			<2.0	<0.10	<1.0			<0.30	<0.50		
B14-PGW1-130				11/20/2008	Unfiltered			<2.0	<0.10	<1.0			<0.30	<0.50		
B14-PGW1-147				11/20/2008	Unfiltered			<2.0	<0.10	<1.0			<0.30	<0.50		
B6-GWB-65				12/12/2008	Unfiltered	99.3										
BG-GWA-20				12/11/2008	Unfiltered	87.8										
EW-01	46.85	2095.79	10/29/92	09/24/1992	Unfiltered											
EW-01	46.85	2095.79	10/29/92	10/06/1992	Unfiltered											
EW-01	46.85	2095.79	10/29/92	10/07/1992	Unfiltered											
EW-01	NA	NA	NA	03/31/1993	Unfiltered											
EW-01	48.16	2094.48	12/02/94	12/17/1994	Unfiltered				<1 E				<5 E	<2 E		
EW-01	42.06	2100.58	06/16/95	06/25/1995	Unfiltered				<1 E				<5 E	<2 E		
EW-01	47.88	2094.76	04/19/96	04/22/1996	Unfiltered				<0.5				<0.5	<0.5		
EW-01	0.00	0.00	10/21/96	10/30/1996	Unfiltered				<0.5				<0.5	<1		
EW-01	48.08	2094.56	04/14/97	04/14/1997	Unfiltered				<0.5				<0.5	<1		
EW-01	14.16	2128.48	10/20/97	10/29/1997	Unfiltered				<0.5				<0.5	<1		
EW-01	31.16	2111.48	04/21/98	04/28/1998	Unfiltered				<0.5				<0.5	<0.5		
EW-01	13.00	2129.64	10/13/98	10/22/1998	Unfiltered				<0.5				<0.5	<0.5		
EW-01	31.05	2111.59	04/05/99	04/15/1999	Unfiltered				<0.5				<2	<2		
EW-02	34.14	2090.92	10/29/92	10/22/1992	Unfiltered											
EW-02	34.14	2090.92	10/29/92	11/03/1992	Unfiltered											
EW-02	34.14	2090.92	10/29/92	11/04/1992	Unfiltered											
EW-02	NA	NA	NA	03/12/1993	Unfiltered											
EW-02	46.84	2078.22	12/02/94	12/17/1994	Unfiltered				<1 E				<5 E	<2 E		

Consolidation Data Summary Table - Groundwater
Beaumont Site 1

	Water Level Data					Volatile Organics									
Sample Location	Depth to Water (feet below ground surface)	Groundwater Elevation (feet above mean sea level)	Elevation Date	Sample Date	Filter Status	tert-Butylbenzene -ug/L	Benzene -ug/L	Carbon Disulfide -ug/L	Chlorobenzene -ug/L	2-Chlorotoluene -ug/L	4-Chlorotoluene -ug/L	Chloroethane -ug/L	Chloromethane -ug/L	Carbon Tetrachloride -ug/L	Chloroform -ug/L
B10-PGW1-102				12/18/2008	Unfiltered		<0.10	<0.10	<0.10			<0.30	<0.30	<0.10	<0.10
B10-PGW1-137				12/20/2008	Unfiltered		<0.10	<0.10	<0.10			<0.30	<0.30	<0.10	<0.10
B10-PGW1-152				12/20/2008	Unfiltered		<0.10	<0.10	<0.10			<0.30	<0.30	<0.10	<0.10
B10-PGW1-45				12/16/2008	Unfiltered		<0.10	<0.10	<0.10			<0.30	<0.30	<0.10	1.04
B10-PGW1-67				12/17/2008	Unfiltered		<0.10	<0.10	<0.10			<0.30	<0.30	<0.10	<0.10
B10-PGW1-87				12/18/2008	Unfiltered		<0.10	<0.10	<0.10			<0.30	<0.30	<0.10	<0.10
B14-PGW1-130				11/20/2008	Unfiltered		<0.10	<0.10	<0.10			<0.30	<0.30	<0.10	<0.10
B14-PGW1-147				11/20/2008	Unfiltered		<0.10	<0.10	<0.10			<0.30	<0.30	<0.10	<0.10
B6-GWB-65				12/12/2008	Unfiltered										
BG-GWA-20				12/11/2008	Unfiltered										
EW-01	46.85	2095.79	10/29/92	09/24/1992	Unfiltered										
EW-01	46.85	2095.79	10/29/92	10/06/1992	Unfiltered										
EW-01	46.85	2095.79	10/29/92	10/07/1992	Unfiltered										
EW-01	NA	NA	NA	03/31/1993	Unfiltered										
EW-01	48.16	2094.48	12/02/94	12/17/1994	Unfiltered				<2 E			<2 E	<2 E	0.68 E	<1 E
EW-01	42.06	2100.58	06/16/95	06/25/1995	Unfiltered				<2 E			<2 E	<2 E	<0.5 E	<1 E
EW-01	47.88	2094.76	04/19/96	04/22/1996	Unfiltered				<0.5			<0.5	<0.5	<0.5	0.68
EW-01	0.00	0.00	10/21/96	10/30/1996	Unfiltered				<0.5			<1	<1	<0.5	<0.5
EW-01	48.08	2094.56	04/14/97	04/14/1997	Unfiltered				<0.5			<1	<1	<0.5	<0.5 J
EW-01	14.16	2128.48	10/20/97	10/29/1997	Unfiltered				<0.5			<1	<1	<0.5	<0.5
EW-01	31.16	2111.48	04/21/98	04/28/1998	Unfiltered				<0.5			<0.5	<0.5	<0.5	4.2
EW-01	13.00	2129.64	10/13/98	10/22/1998	Unfiltered				<0.5			<0.5	<0.5	<0.5	20.4
EW-01	31.05	2111.59	04/05/99	04/15/1999	Unfiltered				<0.5			<2	<2	<0.5	1.2
EW-02	34.14	2090.92	10/29/92	10/22/1992	Unfiltered										
EW-02	34.14	2090.92	10/29/92	11/03/1992	Unfiltered										
EW-02	34.14	2090.92	10/29/92	11/04/1992	Unfiltered										
EW-02	NA	NA	NA	03/12/1993	Unfiltered										
EW-02	46.84	2078.22	12/02/94	12/17/1994	Unfiltered				<2 E			<2 E	<2 E	1.4 E	3.1 E

Consolidation Data Summary Table - Groundwater
Beaumont Site 1

	Water Level Data					Volatile Organics									
Sample Location	Depth to Water (feet below ground surface)	Groundwater Elevation (feet above mean sea level)	Elevation Date	Sample Date	Filter Status	Dibromochloromethane -ug/L	1,2-Dibromo-3-Chloropropane -ug/L	Dibromomethane -ug/L	1,1-Dichloroethane -ug/L	1,2-Dichloroethane -ug/L	1,2-Dichlorobenzene -ug/L	1,3-Dichlorobenzene -ug/L	1,4-Dichlorobenzene -ug/L	1,1-Dichloroethene -ug/L	cis-1,2-Dichloroethene -ug/L
B10-PGW1-102				12/18/2008	Unfiltered	<0.10			<0.10	<0.10	<0.10	<0.10	<0.10	<0.10	<0.10
B10-PGW1-137				12/20/2008	Unfiltered	<0.10			<0.10	<0.10	<0.10	<0.10	<0.10	<0.10	<0.10
B10-PGW1-152				12/20/2008	Unfiltered	<0.10			<0.10	<0.10	<0.10	<0.10	<0.10	<0.10	<0.10
B10-PGW1-45				12/16/2008	Unfiltered	<0.10			<0.10	<0.10	<0.10	<0.10	<0.10	6.00	<0.10
B10-PGW1-67				12/17/2008	Unfiltered	<0.10			<0.10	<0.10	<0.10	<0.10	<0.10	<0.10	<0.10
B10-PGW1-87				12/18/2008	Unfiltered	<0.10			<0.10	<0.10	<0.10	<0.10	<0.10	9.85	<0.10
B14-PGW1-130				11/20/2008	Unfiltered	<0.10			<0.10	<0.10	<0.10	<0.10	<0.10	<0.10	<0.10
B14-PGW1-147				11/20/2008	Unfiltered	<0.10			<0.10	<0.10	<0.10	<0.10	<0.10	<0.10	<0.10
B6-GWB-65				12/12/2008	Unfiltered										
BG-GWA-20				12/11/2008	Unfiltered										
EW-01	46.85	2095.79	10/29/92	09/24/1992	Unfiltered					<32				1000	
EW-01	46.85	2095.79	10/29/92	10/06/1992	Unfiltered					<64				1100	
EW-01	46.85	2095.79	10/29/92	10/07/1992	Unfiltered					<32				1200	
EW-01	NA	NA	NA	03/31/1993	Unfiltered									646	
EW-01	48.16	2094.48	12/02/94	12/17/1994	Unfiltered	<1 E			<1.9 E	1.2 E	<3 E	<2 E	<2 E	86 E	<1 E
EW-01	42.06	2100.58	06/16/95	06/25/1995	Unfiltered	<1 E			3 E	2.9 E	<3 E	<2 E	<2 E	73 E	<1 E
EW-01	47.88	2094.76	04/19/96	04/22/1996	Unfiltered	<0.5			1.6	1.4	<0.5	<0.5	<0.5	74	<0.5
EW-01	0.00	0.00	10/21/96	10/30/1996	Unfiltered	<0.5			<0.5	<0.5	<0.5	<0.5	<0.5	83	
EW-01	48.08	2094.56	04/14/97	04/14/1997	Unfiltered	<0.5			<0.5	3.2	<0.5	<0.5	<0.5	72	
EW-01	14.16	2128.48	10/20/97	10/29/1997	Unfiltered	<0.5			1.1	<0.5	<0.5	<0.5	<0.5	88.9	
EW-01	31.16	2111.48	04/21/98	04/28/1998	Unfiltered	<0.5			5.5	4.3	<0.5	<0.5	<0.5	96.7	
EW-01	13.00	2129.64	10/13/98	10/22/1998	Unfiltered	<0.5			2.5	<0.5	<0.5	<0.5	<0.5	93.6	
EW-01	31.05	2111.59	04/05/99	04/15/1999	Unfiltered	<0.5			<0.5	<0.5	<1	<1	<1	59	<0.5
EW-02	34.14	2090.92	10/29/92	10/22/1992	Unfiltered					<100				910	
EW-02	34.14	2090.92	10/29/92	11/03/1992	Unfiltered					<100				1000	
EW-02	34.14	2090.92	10/29/92	11/04/1992	Unfiltered					<200				1000	
EW-02	NA	NA	NA	03/12/1993	Unfiltered									595.8	
EW-02	46.84	2078.22	12/02/94	12/17/1994	Unfiltered	<1 E			4.6 E	0.99 E	<3 E	<2 E	<2 E	260 E	<1 E

Consolidation Data Summary Table - Groundwater
Beaumont Site 1

	Water Level Data					Volatile Organics										
Sample Location	Depth to Water (feet below ground surface)	Groundwater Elevation (feet above mean sea level)	Elevation Date	Sample Date	Filter Status	trans-1,2-Dichloroethene -ug/L	1,1-Dichloropropene -ug/L	cis-1,3-Dichloropropene -ug/L	trans-1,3-Dichloropropene -ug/L	1,2-Dichloropropane -ug/L	1,3-Dichloropropane -ug/L	2,2-Dichloropropane -ug/L	1,2-Dibromoethane -ug/L	Dichlorodifluoromethane -ug/L	Ethylbenzene -ug/L	Ethene -ug/L
B10-PGW1-102				12/18/2008	Unfiltered	<0.10		<0.10	<0.10	<0.10			<0.10		<0.10	
B10-PGW1-137				12/20/2008	Unfiltered	<0.10		<0.10	<0.10	<0.10			<0.10		<0.10	
B10-PGW1-152				12/20/2008	Unfiltered	<0.10		<0.10	<0.10	<0.10			<0.10		<0.10	
B10-PGW1-45				12/16/2008	Unfiltered	<0.10		<0.10	<0.10	<0.10			<0.10		<0.10	
B10-PGW1-67				12/17/2008	Unfiltered	<0.10		<0.10	<0.10	<0.10			<0.10		<0.10	
B10-PGW1-87				12/18/2008	Unfiltered	<0.10		<0.10	<0.10	<0.10			<0.10		<0.10	
B14-PGW1-130				11/20/2008	Unfiltered	<0.10		<0.10	<0.10	<0.10			<0.10		<0.10	
B14-PGW1-147				11/20/2008	Unfiltered	<0.10		<0.10	<0.10	<0.10			<0.10		<0.10	
B6-GWB-65				12/12/2008	Unfiltered											
BG-GWA-20				12/11/2008	Unfiltered											
EW-01	46.85	2095.79	10/29/92	09/24/1992	Unfiltered											
EW-01	46.85	2095.79	10/29/92	10/06/1992	Unfiltered											
EW-01	46.85	2095.79	10/29/92	10/07/1992	Unfiltered											
EW-01	NA	NA	NA	03/31/1993	Unfiltered											
EW-01	48.16	2094.48	12/02/94	12/17/1994	Unfiltered	<1 E		<0.5 E	<0.5 E	<1 E				<5 E		
EW-01	42.06	2100.58	06/16/95	06/25/1995	Unfiltered	<1 U		<0.5 E	<0.5 E	<1 E				<5 E		
EW-01	47.88	2094.76	04/19/96	04/22/1996	Unfiltered	<0.5		<0.5	<0.5	<0.5						
EW-01	0.00	0.00	10/21/96	10/30/1996	Unfiltered	<0.5		<0.5	<0.5	<0.5				<0.5		
EW-01	48.08	2094.56	04/14/97	04/14/1997	Unfiltered	<0.5		<0.5	<0.5	<0.5				<0.5		
EW-01	14.16	2128.48	10/20/97	10/29/1997	Unfiltered	<0.5		<0.5	<0.5	<0.5				<0.5		
EW-01	31.16	2111.48	04/21/98	04/28/1998	Unfiltered	<0.5		<0.5	<0.5	<0.5				<0.5		
EW-01	13.00	2129.64	10/13/98	10/22/1998	Unfiltered	<0.5		<0.5	<0.5	<0.5				<0.5		
EW-01	31.05	2111.59	04/05/99	04/15/1999	Unfiltered	<0.5		<0.5	<0.5	<0.5				<2		
EW-02	34.14	2090.92	10/29/92	10/22/1992	Unfiltered											
EW-02	34.14	2090.92	10/29/92	11/03/1992	Unfiltered											
EW-02	34.14	2090.92	10/29/92	11/04/1992	Unfiltered											
EW-02	NA	NA	NA	03/12/1993	Unfiltered											
EW-02	46.84	2078.22	12/02/94	12/17/1994	Unfiltered	<1 E		<0.5 E	<0.5 E	<1 E				<5 E		

Consolidation Data Summary Table - Groundwater
Beaumont Site 1

	Water Level Data						Volatile Organics									
Sample Location	Depth to Water (feet below ground surface)	Groundwater Elevation (feet above mean sea level)	Elevation Date	Sample Date	Filter Status	Ethane -ug/L	Hexachlorobutadiene -ug/L	2-Hexanone -ug/L	p-Isopropyltoluene -ug/L	Isopropylbenzene -ug/L	Methane -ug/L	4-Methyl-2-Pentanone -ug/L	Methyl tert-butyl ether (MTBE) -ug/L	Methylene Chloride -ug/L	Naphthalene -ug/L	n-Propylbenzene -ug/L
B10-PGW1-102				12/18/2008	Unfiltered			<0.50				<0.50	<0.10	<0.40		
B10-PGW1-137				12/20/2008	Unfiltered			<0.50				<0.50	<0.10	<0.40		
B10-PGW1-152				12/20/2008	Unfiltered			<0.50				<0.50	<0.10	<0.40		
B10-PGW1-45				12/16/2008	Unfiltered			<0.50				<0.50	<0.10	<0.40		
B10-PGW1-67				12/17/2008	Unfiltered			<0.50				<0.50	<0.10	<0.40		
B10-PGW1-87				12/18/2008	Unfiltered			<0.50				<0.50	<0.10	<0.40		
B14-PGW1-130				11/20/2008	Unfiltered			<0.50				<0.50	<0.10	<0.40		
B14-PGW1-147				11/20/2008	Unfiltered			<0.50				<0.50	<0.10	<0.40		
B6-GWB-65				12/12/2008	Unfiltered											
BG-GWA-20				12/11/2008	Unfiltered											
EW-01	46.85	2095.79	10/29/92	09/24/1992	Unfiltered											
EW-01	46.85	2095.79	10/29/92	10/06/1992	Unfiltered											
EW-01	46.85	2095.79	10/29/92	10/07/1992	Unfiltered											
EW-01	NA	NA	NA	03/31/1993	Unfiltered											
EW-01	48.16	2094.48	12/02/94	12/17/1994	Unfiltered									<2 E		
EW-01	42.06	2100.58	06/16/95	06/25/1995	Unfiltered									<2 E		
EW-01	47.88	2094.76	04/19/96	04/22/1996	Unfiltered									<2		
EW-01	0.00	0.00	10/21/96	10/30/1996	Unfiltered									<2		
EW-01	48.08	2094.56	04/14/97	04/14/1997	Unfiltered									<2		
EW-01	14.16	2128.48	10/20/97	10/29/1997	Unfiltered									<2		
EW-01	31.16	2111.48	04/21/98	04/28/1998	Unfiltered									<0.5		
EW-01	13.00	2129.64	10/13/98	10/22/1998	Unfiltered									<0.5		
EW-01	31.05	2111.59	04/05/99	04/15/1999	Unfiltered									<2		
EW-02	34.14	2090.92	10/29/92	10/22/1992	Unfiltered											
EW-02	34.14	2090.92	10/29/92	11/03/1992	Unfiltered											
EW-02	34.14	2090.92	10/29/92	11/04/1992	Unfiltered											
EW-02	NA	NA	NA	03/12/1993	Unfiltered											
EW-02	46.84	2078.22	12/02/94	12/17/1994	Unfiltered									<2 E		

Consolidation Data Summary Table - Groundwater
Beaumont Site 1

	Water Level Data					Volatile Organics										
Sample Location	Depth to Water (feet below ground surface)	Groundwater Elevation (feet above mean sea level)	Elevation Date	Sample Date	Filter Status	Styrene -ug/L	Toluene -ug/L	1,1,1,2-Tetrachloroethane -ug/L	1,1,1-Trichloroethane -ug/L	1,1,2-Trichloroethane -ug/L	1,2,3-Trichlorobenzene -ug/L	1,2,4-Trichlorobenzene -ug/L	Trichloroethene -ug/L	1,2,3-Trichloropropane -ug/L	Trichlorofluoromethane -ug/L	1,1,2-Trichloro-1,2,2-Trifluoroethane -ug/L
B10-PGW1-102				12/18/2008	Unfiltered	<0.10	<0.10		<0.10	<0.10			1.76		<0.10	
B10-PGW1-137				12/20/2008	Unfiltered	<0.10	<0.10		<0.10	<0.10			<0.10		<0.10	
B10-PGW1-152				12/20/2008	Unfiltered	<0.10	<0.10		<0.10	<0.10			<0.10		<0.10	
B10-PGW1-45				12/16/2008	Unfiltered	<0.10	<0.10		<0.10	<0.10			12.4		<0.10	
B10-PGW1-67				12/17/2008	Unfiltered	<0.10	<0.10		<0.10	<0.10			<0.10		<0.10	
B10-PGW1-87				12/18/2008	Unfiltered	<0.10	<0.10		<0.10	<0.10			9.39		<0.10	
B14-PGW1-130				11/20/2008	Unfiltered	<0.10	<0.10		<0.10	<0.10			<0.10		<0.10	
B14-PGW1-147				11/20/2008	Unfiltered	<0.10	<0.10		<0.10	<0.10			<0.10		<0.10	
B6-GWB-65				12/12/2008	Unfiltered											
BG-GWA-20				12/11/2008	Unfiltered											
EW-01	46.85	2095.79	10/29/92	09/24/1992	Unfiltered				60				360			
EW-01	46.85	2095.79	10/29/92	10/06/1992	Unfiltered				80				360			
EW-01	46.85	2095.79	10/29/92	10/07/1992	Unfiltered				71				340			
EW-01	NA	NA	NA	03/31/1993	Unfiltered								101.6			
EW-01	48.16	2094.48	12/02/94	12/17/1994	Unfiltered				14	<0.5 E			110		<5 E	
EW-01	42.06	2100.58	06/16/95	06/25/1995	Unfiltered				<14 E	<0.5 E			85 E		<5 E	
EW-01	47.88	2094.76	04/19/96	04/22/1996	Unfiltered				7.3	<0.5			69		<0.5	<0.5
EW-01	0.00	0.00	10/21/96	10/30/1996	Unfiltered				7	<0.5			116		<0.5	
EW-01	48.08	2094.56	04/14/97	04/14/1997	Unfiltered				6.2	<0.5			86.7		<0.5	
EW-01	14.16	2128.48	10/20/97	10/29/1997	Unfiltered				3.6	<0.5			86.3		<0.5	
EW-01	31.16	2111.48	04/21/98	04/28/1998	Unfiltered				7.2	<0.5			92		<0.5	
EW-01	13.00	2129.64	10/13/98	10/22/1998	Unfiltered				4.8	<0.5			77.1		<0.5	
EW-01	31.05	2111.59	04/05/99	04/15/1999	Unfiltered				5	<0.5			55		<2	
EW-02	34.14	2090.92	10/29/92	10/22/1992	Unfiltered				44				100			
EW-02	34.14	2090.92	10/29/92	11/03/1992	Unfiltered				<300				110			
EW-02	34.14	2090.92	10/29/92	11/04/1992	Unfiltered				<600				120			
EW-02	NA	NA	NA	03/12/1993	Unfiltered				39.9				86.8			
EW-02	46.84	2078.22	12/02/94	12/17/1994	Unfiltered				29	<0.5 E			250		<5 E	

Consolidation Data Summary Table - Groundwater
Beaumont Site 1

	Water Level Data						Volatile Organics						
Sample Location	Depth to Water (feet below ground surface)	Groundwater Elevation (feet above mean sea level)	Elevation Date	Sample Date	Filter Status	1,2,4-Trimethylbenzene -ug/L	1,3,5-Trimethylbenzene -ug/L	1,1,2,2-Tetrachloroethane -ug/L	Tetrachloroethene (PCE) -ug/L	Vinyl Acetate -ug/L	Vinyl Chloride -ug/L	m,p-Xylenes -ug/L	o-Xylene -ug/L
B10-PGW1-102				12/18/2008	Unfiltered			<0.10	<0.10	<0.10	<0.05	<0.20	<0.10
B10-PGW1-137				12/20/2008	Unfiltered			<0.10	<0.10	<0.10	<0.05	<0.20	<0.10
B10-PGW1-152				12/20/2008	Unfiltered			<0.10	<0.10	<0.10	<0.05	<0.20	<0.10
B10-PGW1-45				12/16/2008	Unfiltered			<0.10	<0.10	<0.10	<0.05	<0.20	<0.10
B10-PGW1-67				12/17/2008	Unfiltered			<0.10	<0.10	<0.10	<0.05	<0.20	<0.10
B10-PGW1-87				12/18/2008	Unfiltered			<0.10	<0.10	<0.10	<0.05	<0.20	<0.10
B14-PGW1-130				11/20/2008	Unfiltered			<0.10	<0.10	<0.10	<0.05	<0.20	<0.10
B14-PGW1-147				11/20/2008	Unfiltered			<0.10	<0.10	<0.10	<0.05	<0.20	<0.10
B6-GWB-65				12/12/2008	Unfiltered								
BG-GWA-20				12/11/2008	Unfiltered								
EW-01	46.85	2095.79	10/29/92	09/24/1992	Unfiltered				<60				
EW-01	46.85	2095.79	10/29/92	10/06/1992	Unfiltered				<120				
EW-01	46.85	2095.79	10/29/92	10/07/1992	Unfiltered				<60				
EW-01	NA	NA	NA	03/31/1993	Unfiltered								
EW-01	48.16	2094.48	12/02/94	12/17/1994	Unfiltered			<1 E	<0.5 E		<0.5 E		
EW-01	42.06	2100.58	06/16/95	06/25/1995	Unfiltered			<1 E	<0.5 E		<0.5 E		
EW-01	47.88	2094.76	04/19/96	04/22/1996	Unfiltered			<0.5	<0.5		<0.5		
EW-01	0.00	0.00	10/21/96	10/30/1996	Unfiltered			<0.5	<0.5		<0.5		
EW-01	48.08	2094.56	04/14/97	04/14/1997	Unfiltered			<0.5	<0.5		<0.5		
EW-01	14.16	2128.48	10/20/97	10/29/1997	Unfiltered			<0.5	<0.5		<0.5		
EW-01	31.16	2111.48	04/21/98	04/28/1998	Unfiltered			<0.5	<0.5		<0.5		
EW-01	13.00	2129.64	10/13/98	10/22/1998	Unfiltered			<0.5	<0.5		<0.5		
EW-01	31.05	2111.59	04/05/99	04/15/1999	Unfiltered			<0.5	<0.5		<0.5		
EW-02	34.14	2090.92	10/29/92	10/22/1992	Unfiltered				<100				
EW-02	34.14	2090.92	10/29/92	11/03/1992	Unfiltered				<100				
EW-02	34.14	2090.92	10/29/92	11/04/1992	Unfiltered				<200				
EW-02	NA	NA	NA	03/12/1993	Unfiltered								
EW-02	46.84	2078.22	12/02/94	12/17/1994	Unfiltered			<1 E	<0.5 E		<0.5 E		

Consolidation Data Summary Table - Groundwater
Beaumont Site 1

	Water Level Data					Volatile Organics										
Sample Location	Depth to Water (feet below ground surface)	Groundwater Elevation (feet above mean sea level)	Elevation Date	Sample Date	Filter Status	1,4-Dioxane -ug/L	N-Nitrosodimethylamine -ng/L	Acetone -ug/L	Bromodichloromethane -ug/L	2-Butanone -ug/L	Bromobenzene -ug/L	Bromochloromethane -ug/L	Bromomethane -ug/L	Bromoform -ug/L	n-Butylbenzene -ug/L	sec-Butylbenzene -ug/L
EW-02	40.80	2084.26	06/16/95	06/25/1995	Unfiltered				<1 E				<5 E	<2 E		
EW-02	53.38	2071.68	04/19/96	04/26/1996	Unfiltered				<1				<1	<1		
EW-02	32.32	2092.74	10/21/96	10/23/1996	Unfiltered				<0.5				<0.5	<1		
EW-02	18.96	2106.10	04/14/97	04/17/1997	Unfiltered				<0.5				<0.5	<1		
EW-02	27.74	2097.32	10/20/97	10/29/1997	Unfiltered				<0.5				<0.5	<1		
EW-02	31.60	2093.46	04/21/98	04/28/1998	Unfiltered				<0.5				<0.5	<0.5		
EW-02	51.26	2073.80	10/13/98	10/20/1998	Unfiltered				<0.5				<0.5	<0.5		
EW-02	31.01	2094.05	04/05/99	04/15/1999	Unfiltered				<0.5				<2	<2		
EW-02	31.42	2093.64	05/04/00	05/08/2000	Unfiltered				<0.5				<2	<2		
EW-08	79.78	2095.35	10/29/92	10/20/1992	Unfiltered											
EW-08	79.78	2095.35	10/29/92	10/29/1992	Unfiltered											
EW-08	NA	NA	NA	03/09/1993	Unfiltered											
EW-08	46.36	2128.77	04/11/94	04/14/1994	Unfiltered											
EW-08	53.06	2122.07	12/14/94	12/14/1994	Unfiltered				<1				<5	<2		
EW-08	36.52	2138.61	06/16/95	06/19/1995	Unfiltered				<1				<5	<2		
EW-09	80.95	2095.44	10/29/92	09/18/1992	Unfiltered											
EW-09	80.95	2095.44	10/29/92	09/29/1992	Unfiltered											
EW-09	80.95	2095.44	10/29/92	10/05/1992	Unfiltered											
EW-09	NA	NA	NA	03/04/1993	Unfiltered											
EW-09	54.54	2121.85	12/13/94	12/13/1994	Unfiltered				<1				<5 E	<2		
EW-09	36.16	2140.23	06/16/95	06/20/1995	Unfiltered				<1				<5	<2		
EW-10	81.27	2095.67	10/29/92	10/19/1992	Unfiltered											
EW-10	81.27	2095.67	10/29/92	10/29/1992	Unfiltered											
EW-10	NA	NA	NA	03/08/1993	Unfiltered											
EW-10	NA	NA	NA	03/18/1993	Unfiltered											
EW-10	47.47	2129.47	04/11/94	04/19/1994	Unfiltered											
EW-10	54.36	2122.58	12/14/94	12/14/1994	Unfiltered				<1				<5	<2		
EW-10	38.06	2138.88	06/16/95	06/21/1995	Unfiltered				<1				<5	<2		

Consolidation Data Summary Table - Groundwater
Beaumont Site 1

	Water Level Data					Volatile Organics									
Sample Location	Depth to Water (feet below ground surface)	Groundwater Elevation (feet above mean sea level)	Elevation Date	Sample Date	Filter Status	tert-Butylbenzene -ug/L	Benzene -ug/L	Carbon Disulfide -ug/L	Chlorobenzene -ug/L	2-Chlorotoluene -ug/L	4-Chlorotoluene -ug/L	Chloroethane -ug/L	Chloromethane -ug/L	Carbon Tetrachloride -ug/L	Chloroform -ug/L
EW-02	40.80	2084.26	06/16/95	06/25/1995	Unfiltered				<2 E			<2 E	<2 E	1.1 E	2.6 E
EW-02	53.38	2071.68	04/19/96	04/26/1996	Unfiltered				<1			<1	<1	<1	3.8
EW-02	32.32	2092.74	10/21/96	10/23/1996	Unfiltered				<0.5			<1	<1	<0.5	3.2
EW-02	18.96	2106.10	04/14/97	04/17/1997	Unfiltered				<0.5			<1	<1	<0.5	1.2
EW-02	27.74	2097.32	10/20/97	10/29/1997	Unfiltered				<0.5			<1	<1	<0.5	2.2
EW-02	31.60	2093.46	04/21/98	04/28/1998	Unfiltered				<0.5			<0.5	<0.5	4.5	5.8
EW-02	51.26	2073.80	10/13/98	10/20/1998	Unfiltered				<0.5			<0.5	<0.5	<0.5	36
EW-02	31.01	2094.05	04/05/99	04/15/1999	Unfiltered				<0.5			<2	<2	<0.5	3.8
EW-02	31.42	2093.64	05/04/00	05/08/2000	Unfiltered				<0.5			<2	<2	<0.5	1.8
EW-08	79.78	2095.35	10/29/92	10/20/1992	Unfiltered										
EW-08	79.78	2095.35	10/29/92	10/29/1992	Unfiltered										
EW-08	NA	NA	NA	03/09/1993	Unfiltered										
EW-08	46.36	2128.77	04/11/94	04/14/1994	Unfiltered										
EW-08	53.06	2122.07	12/14/94	12/14/1994	Unfiltered				<2			<2	<2	<0.5	<1
EW-08	36.52	2138.61	06/16/95	06/19/1995	Unfiltered				<2			<2	<2	<0.5	<1
EW-09	80.95	2095.44	10/29/92	09/18/1992	Unfiltered										
EW-09	80.95	2095.44	10/29/92	09/29/1992	Unfiltered										
EW-09	80.95	2095.44	10/29/92	10/05/1992	Unfiltered										
EW-09	NA	NA	NA	03/04/1993	Unfiltered										
EW-09	54.54	2121.85	12/13/94	12/13/1994	Unfiltered				<2 E			<2 E	<2 E	<0.5 E	<1.9 E
EW-09	36.16	2140.23	06/16/95	06/20/1995	Unfiltered				<2			<2	<2	1.1	2.8
EW-10	81.27	2095.67	10/29/92	10/19/1992	Unfiltered										
EW-10	81.27	2095.67	10/29/92	10/29/1992	Unfiltered										
EW-10	NA	NA	NA	03/08/1993	Unfiltered										
EW-10	NA	NA	NA	03/18/1993	Unfiltered										
EW-10	47.47	2129.47	04/11/94	04/19/1994	Unfiltered										
EW-10	54.36	2122.58	12/14/94	12/14/1994	Unfiltered				<2			<2	<2	0.92	<1.8
EW-10	38.06	2138.88	06/16/95	06/21/1995	Unfiltered				<2			<2	<2	1.5	2.7

Consolidation Data Summary Table - Groundwater
Beaumont Site 1

	Water Level Data					Volatile Organics									
Sample Location	Depth to Water (feet below ground surface)	Groundwater Elevation (feet above mean sea level)	Elevation Date	Sample Date	Filter Status	Dibromochloromethane -ug/L	1,2-Dibromo-3-Chloropropane -ug/L	Dibromomethane -ug/L	1,1-Dichloroethane -ug/L	1,2-Dichloroethane -ug/L	1,2-Dichlorobenzene -ug/L	1,3-Dichlorobenzene -ug/L	1,4-Dichlorobenzene -ug/L	1,1-Dichloroethene -ug/L	cis-1,2-Dichloroethene -ug/L
EW-02	40.80	2084.26	06/16/95	06/25/1995	Unfiltered	<1 E			4 E	1.3 E	<3 E	<2 E	<2 E	130 E	<1 E
EW-02	53.38	2071.68	04/19/96	04/26/1996	Unfiltered	<1			2.7	<1	<1	<1	<1	<140	<1
EW-02	32.32	2092.74	10/21/96	10/23/1996	Unfiltered	<0.5			1.54	<0.5	<0.5	<0.5	<0.5	127	
EW-02	18.96	2106.10	04/14/97	04/17/1997	Unfiltered	<0.5			1.8	2.1	<0.5	<0.5	<0.5	78	
EW-02	27.74	2097.32	10/20/97	10/29/1997	Unfiltered	<0.5			2.4	<0.5	<0.5	<0.5	<0.5	151	
EW-02	31.60	2093.46	04/21/98	04/28/1998	Unfiltered	<0.5			8	4.2	<0.5	<0.5	<0.5	166	
EW-02	51.26	2073.80	10/13/98	10/20/1998	Unfiltered	<0.5			3.5	<0.5	<0.5	<0.5	<0.5	183	
EW-02	31.01	2094.05	04/05/99	04/15/1999	Unfiltered	<0.5			2.3	0.9	<1	<1	<1	110	<0.5
EW-02	31.42	2093.64	05/04/00	05/08/2000	Unfiltered	<0.5			<2.5	1.1	<1	<1	<1	130	<0.5
EW-08	79.78	2095.35	10/29/92	10/20/1992	Unfiltered					<2				34	
EW-08	79.78	2095.35	10/29/92	10/29/1992	Unfiltered					<20				0.17	
EW-08	NA	NA	NA	03/09/1993	Unfiltered									20	
EW-08	46.36	2128.77	04/11/94	04/14/1994	Unfiltered					6.1				15.4	
EW-08	53.06	2122.07	12/14/94	12/14/1994	Unfiltered	<1			<1	<0.51	<3	<2	<2	15	<1
EW-08	36.52	2138.61	06/16/95	06/19/1995	Unfiltered	<1			<1	0.87	<3	<2	<2	17	<1
EW-09	80.95	2095.44	10/29/92	09/18/1992	Unfiltered					<8				170	
EW-09	80.95	2095.44	10/29/92	09/29/1992	Unfiltered					<8				660	
EW-09	80.95	2095.44	10/29/92	10/05/1992	Unfiltered					<1.6				26.6	
EW-09	NA	NA	NA	03/04/1993	Unfiltered					58.7				1023	
EW-09	54.54	2121.85	12/13/94	12/13/1994	Unfiltered	<1			<11 E	17 E	<3	<2	<2	350	<1.7 E
EW-09	36.16	2140.23	06/16/95	06/20/1995	Unfiltered	<1			<15 E	25	<3	<2	<2	290 E	2.5
EW-10	81.27	2095.67	10/29/92	10/19/1992	Unfiltered					<200				1400	
EW-10	81.27	2095.67	10/29/92	10/29/1992	Unfiltered					<200				20	
EW-10	NA	NA	NA	03/08/1993	Unfiltered									<13	
EW-10	NA	NA	NA	03/18/1993	Unfiltered					87				1972	
EW-10	47.47	2129.47	04/11/94	04/19/1994	Unfiltered					205				405.5	
EW-10	54.36	2122.58	12/14/94	12/14/1994	Unfiltered	<1			<12	20	<3	<2	<2	510	<1.9
EW-10	38.06	2138.88	06/16/95	06/21/1995	Unfiltered	<1			<16	25 E	<3	<2	<2	430	2.5

Consolidation Data Summary Table - Groundwater
Beaumont Site 1

	Water Level Data						Volatile Organics									
Sample Location	Depth to Water (feet below ground surface)	Groundwater Elevation (feet above mean sea level)	Elevation Date	Sample Date	Filter Status	trans-1,2-Dichloroethene -ug/L	1,1-Dichloropropene -ug/L	cis-1,3-Dichloropropene -ug/L	trans-1,3-Dichloropropene -ug/L	1,2-Dichloropropane -ug/L	1,3-Dichloropropane -ug/L	2,2-Dichloropropane -ug/L	1,2-Dibromoethane -ug/L	Dichlorodifluoromethane -ug/L	Ethylbenzene -ug/L	Ethene -ug/L
EW-02	40.80	2084.26	06/16/95	06/25/1995	Unfiltered	<1 U		<0.5 E	<0.5 E	<1 E				<5 E		
EW-02	53.38	2071.68	04/19/96	04/26/1996	Unfiltered	<1		<1	<1	<1						
EW-02	32.32	2092.74	10/21/96	10/23/1996	Unfiltered	<0.5		<0.5	<0.5	<0.5				<0.5		
EW-02	18.96	2106.10	04/14/97	04/17/1997	Unfiltered	<0.5		<0.5	<0.5	<0.5				<0.5		
EW-02	27.74	2097.32	10/20/97	10/29/1997	Unfiltered	<0.5		<0.5	<0.5	<0.5				<0.5		
EW-02	31.60	2093.46	04/21/98	04/28/1998	Unfiltered	<0.5		<0.5	<0.5	<0.5				<0.5		
EW-02	51.26	2073.80	10/13/98	10/20/1998	Unfiltered	<0.5		<0.5	<0.5	<0.5				<0.5		
EW-02	31.01	2094.05	04/05/99	04/15/1999	Unfiltered	<0.5		<0.5	<0.5	<0.5				<2		
EW-02	31.42	2093.64	05/04/00	05/08/2000	Unfiltered	<0.5		<0.5	<0.5	<0.5				<2		
EW-08	79.78	2095.35	10/29/92	10/20/1992	Unfiltered											
EW-08	79.78	2095.35	10/29/92	10/29/1992	Unfiltered											
EW-08	NA	NA	NA	03/09/1993	Unfiltered											
EW-08	46.36	2128.77	04/11/94	04/14/1994	Unfiltered											
EW-08	53.06	2122.07	12/14/94	12/14/1994	Unfiltered	<1		<0.5	<0.5	<1				<5		
EW-08	36.52	2138.61	06/16/95	06/19/1995	Unfiltered	<1		<0.5	<0.5	<1				<5		
EW-09	80.95	2095.44	10/29/92	09/18/1992	Unfiltered											
EW-09	80.95	2095.44	10/29/92	09/29/1992	Unfiltered											
EW-09	80.95	2095.44	10/29/92	10/05/1992	Unfiltered											
EW-09	NA	NA	NA	03/04/1993	Unfiltered											
EW-09	54.54	2121.85	12/13/94	12/13/1994	Unfiltered	<1		<0.5 E	<0.5	<1				<5 E		
EW-09	36.16	2140.23	06/16/95	06/20/1995	Unfiltered	<1		<0.5	<0.5	<1				<5		
EW-10	81.27	2095.67	10/29/92	10/19/1992	Unfiltered											
EW-10	81.27	2095.67	10/29/92	10/29/1992	Unfiltered											
EW-10	NA	NA	NA	03/08/1993	Unfiltered											
EW-10	NA	NA	NA	03/18/1993	Unfiltered											
EW-10	47.47	2129.47	04/11/94	04/19/1994	Unfiltered											
EW-10	54.36	2122.58	12/14/94	12/14/1994	Unfiltered	<1		<0.5	<0.5	<1				<5		
EW-10	38.06	2138.88	06/16/95	06/21/1995	Unfiltered	<1		<0.5	<0.5	<1				<5		

Consolidation Data Summary Table - Groundwater
Beaumont Site 1

	Water Level Data						Volatile Organics									
Sample Location	Depth to Water (feet below ground surface)	Groundwater Elevation (feet above mean sea level)	Elevation Date	Sample Date	Filter Status	Ethane -ug/L	Hexachlorobutadiene -ug/L	2-Hexanone -ug/L	p-Isopropyltoluene -ug/L	Isopropylbenzene -ug/L	Methane -ug/L	4-Methyl-2-Pentanone -ug/L	Methyl tert-butyl ether (MTBE) -ug/L	Methylene Chloride -ug/L	Naphthalene -ug/L	n-Propylbenzene -ug/L
EW-02	40.80	2084.26	06/16/95	06/25/1995	Unfiltered									<2 E		
EW-02	53.38	2071.68	04/19/96	04/26/1996	Unfiltered									<4		
EW-02	32.32	2092.74	10/21/96	10/23/1996	Unfiltered									<2		
EW-02	18.96	2106.10	04/14/97	04/17/1997	Unfiltered									<2		
EW-02	27.74	2097.32	10/20/97	10/29/1997	Unfiltered									<2		
EW-02	31.60	2093.46	04/21/98	04/28/1998	Unfiltered									<0.5		
EW-02	51.26	2073.80	10/13/98	10/20/1998	Unfiltered									<0.5		
EW-02	31.01	2094.05	04/05/99	04/15/1999	Unfiltered									<2		
EW-02	31.42	2093.64	05/04/00	05/08/2000	Unfiltered									<2		
EW-08	79.78	2095.35	10/29/92	10/20/1992	Unfiltered											
EW-08	79.78	2095.35	10/29/92	10/29/1992	Unfiltered											
EW-08	NA	NA	NA	03/09/1993	Unfiltered											
EW-08	46.36	2128.77	04/11/94	04/14/1994	Unfiltered											
EW-08	53.06	2122.07	12/14/94	12/14/1994	Unfiltered									<2		
EW-08	36.52	2138.61	06/16/95	06/19/1995	Unfiltered									<2		
EW-09	80.95	2095.44	10/29/92	09/18/1992	Unfiltered											
EW-09	80.95	2095.44	10/29/92	09/29/1992	Unfiltered											
EW-09	80.95	2095.44	10/29/92	10/05/1992	Unfiltered											
EW-09	NA	NA	NA	03/04/1993	Unfiltered											
EW-09	54.54	2121.85	12/13/94	12/13/1994	Unfiltered									<2		
EW-09	36.16	2140.23	06/16/95	06/20/1995	Unfiltered									<2		
EW-10	81.27	2095.67	10/29/92	10/19/1992	Unfiltered											
EW-10	81.27	2095.67	10/29/92	10/29/1992	Unfiltered											
EW-10	NA	NA	NA	03/08/1993	Unfiltered											
EW-10	NA	NA	NA	03/18/1993	Unfiltered											
EW-10	47.47	2129.47	04/11/94	04/19/1994	Unfiltered											
EW-10	54.36	2122.58	12/14/94	12/14/1994	Unfiltered									<2		
EW-10	38.06	2138.88	06/16/95	06/21/1995	Unfiltered									<2		

Consolidation Data Summary Table - Groundwater
Beaumont Site 1

	Water Level Data						Volatile Organics									
Sample Location	Depth to Water (feet below ground surface)	Groundwater Elevation (feet above mean sea level)	Elevation Date	Sample Date	Filter Status	Styrene -ug/L	Toluene -ug/L	1,1,1,2-Tetrachloroethane -ug/L	1,1,1-Trichloroethane -ug/L	1,1,2-Trichloroethane -ug/L	1,2,3-Trichlorobenzene -ug/L	1,2,4-Trichlorobenzene -ug/L	Trichloroethene -ug/L	1,2,3-Trichloropropane -ug/L	Trichlorofluoromethane -ug/L	1,1,2-Trichloro-1,2,2-Trifluoroethane -ug/L
EW-02	40.80	2084.26	06/16/95	06/25/1995	Unfiltered				<15 E	<0.5 E			130 E		<5 E	
EW-02	53.38	2071.68	04/19/96	04/26/1996	Unfiltered				<10	<1			<130		<1	<1
EW-02	32.32	2092.74	10/21/96	10/23/1996	Unfiltered				12	<0.5			156		<0.5	
EW-02	18.96	2106.10	04/14/97	04/17/1997	Unfiltered				7.5	<0.5			154		<0.5	
EW-02	27.74	2097.32	10/20/97	10/29/1997	Unfiltered				5.6	<0.5			154		<0.5	
EW-02	31.60	2093.46	04/21/98	04/28/1998	Unfiltered				8.7	<0.5			189		<0.5	
EW-02	51.26	2073.80	10/13/98	10/20/1998	Unfiltered				6	<0.5			166		<0.5	
EW-02	31.01	2094.05	04/05/99	04/15/1999	Unfiltered				6	<0.5			120		<2	
EW-02	31.42	2093.64	05/04/00	05/08/2000	Unfiltered				4	<0.5			140		<2	<5
EW-08	79.78	2095.35	10/29/92	10/20/1992	Unfiltered				1.8				<4			
EW-08	79.78	2095.35	10/29/92	10/29/1992	Unfiltered				<60				<40			
EW-08	NA	NA	NA	03/09/1993	Unfiltered								1.27			
EW-08	46.36	2128.77	04/11/94	04/14/1994	Unfiltered								16.4			
EW-08	53.06	2122.07	12/14/94	12/14/1994	Unfiltered				<1.6	<0.5			6.3		<5	
EW-08	36.52	2138.61	06/16/95	06/19/1995	Unfiltered				<1.8	<0.5			5.9		<5	
EW-09	80.95	2095.44	10/29/92	09/18/1992	Unfiltered				7				50			
EW-09	80.95	2095.44	10/29/92	09/29/1992	Unfiltered				22				98			
EW-09	80.95	2095.44	10/29/92	10/05/1992	Unfiltered				<1.67				8.43			
EW-09	NA	NA	NA	03/04/1993	Unfiltered				59.7				54.3			
EW-09	54.54	2121.85	12/13/94	12/13/1994	Unfiltered				<16 E	1.4 E			300		<5 E	
EW-09	36.16	2140.23	06/16/95	06/20/1995	Unfiltered				20 E	2.5			<250 E		<5	
EW-10	81.27	2095.67	10/29/92	10/19/1992	Unfiltered				<600				170			
EW-10	81.27	2095.67	10/29/92	10/29/1992	Unfiltered				<600				2.2			
EW-10	NA	NA	NA	03/08/1993	Unfiltered											
EW-10	NA	NA	NA	03/18/1993	Unfiltered				192.4				188			
EW-10	47.47	2129.47	04/11/94	04/19/1994	Unfiltered				86.5							
EW-10	54.36	2122.58	12/14/94	12/14/1994	Unfiltered				25 E	2.4			280		<5	
EW-10	38.06	2138.88	06/16/95	06/21/1995	Unfiltered				25	2.6			330		<5	

Consolidation Data Summary Table - Groundwater
Beaumont Site 1

	Water Level Data						Volatile Organics							
Sample Location	Depth to Water (feet below ground surface)	Groundwater Elevation (feet above mean sea level)	Elevation Date	Sample Date	Filter Status	1,2,4-Trimethylbenzene -ug/L	1,3,5-Trimethylbenzene -ug/L	1,1,2,2-Tetrachloroethane -ug/L	Tetrachloroethene (PCE) -ug/L	Vinyl Acetate -ug/L	Vinyl Chloride -ug/L	m,p-Xylenes -ug/L	o-Xylene -ug/L
EW-02	40.80	2084.26	06/16/95	06/25/1995	Unfiltered			<1 E	<0.5 E		<0.5 E		
EW-02	53.38	2071.68	04/19/96	04/26/1996	Unfiltered			<1	<1		<1		
EW-02	32.32	2092.74	10/21/96	10/23/1996	Unfiltered			<0.5	<0.5		<0.5		
EW-02	18.96	2106.10	04/14/97	04/17/1997	Unfiltered			<0.5	<0.5		<0.5		
EW-02	27.74	2097.32	10/20/97	10/29/1997	Unfiltered			<0.5	<0.5		<0.5		
EW-02	31.60	2093.46	04/21/98	04/28/1998	Unfiltered			<0.5	<0.5		<0.5		
EW-02	51.26	2073.80	10/13/98	10/20/1998	Unfiltered			<0.5	<0.5		<0.5		
EW-02	31.01	2094.05	04/05/99	04/15/1999	Unfiltered			<0.5	<0.5		<0.5		
EW-02	31.42	2093.64	05/04/00	05/08/2000	Unfiltered			<0.5	<0.5		<0.5		
EW-08	79.78	2095.35	10/29/92	10/20/1992	Unfiltered				<2				
EW-08	79.78	2095.35	10/29/92	10/29/1992	Unfiltered				<20				
EW-08	NA	NA	NA	03/09/1993	Unfiltered								
EW-08	46.36	2128.77	04/11/94	04/14/1994	Unfiltered								
EW-08	53.06	2122.07	12/14/94	12/14/1994	Unfiltered			<1	<0.5		<0.5		
EW-08	36.52	2138.61	06/16/95	06/19/1995	Unfiltered			<1	<0.5		<0.5		
EW-09	80.95	2095.44	10/29/92	09/18/1992	Unfiltered				<15				
EW-09	80.95	2095.44	10/29/92	09/29/1992	Unfiltered				<15				
EW-09	80.95	2095.44	10/29/92	10/05/1992	Unfiltered				<3				
EW-09	NA	NA	NA	03/04/1993	Unfiltered								
EW-09	54.54	2121.85	12/13/94	12/13/1994	Unfiltered			<1	1.5 E		<0.5 E		
EW-09	36.16	2140.23	06/16/95	06/20/1995	Unfiltered			<1	1.4		<0.5		
EW-10	81.27	2095.67	10/29/92	10/19/1992	Unfiltered				<200				
EW-10	81.27	2095.67	10/29/92	10/29/1992	Unfiltered				<200				
EW-10	NA	NA	NA	03/08/1993	Unfiltered								
EW-10	NA	NA	NA	03/18/1993	Unfiltered				<30				
EW-10	47.47	2129.47	04/11/94	04/19/1994	Unfiltered								
EW-10	54.36	2122.58	12/14/94	12/14/1994	Unfiltered			<1	1.2		<0.5		
EW-10	38.06	2138.88	06/16/95	06/21/1995	Unfiltered			<1	1.7		<0.5		

Consolidation Data Summary Table - Groundwater
Beaumont Site 1

	Water Level Data					Volatile Organics										
Sample Location	Depth to Water (feet below ground surface)	Groundwater Elevation (feet above mean sea level)	Elevation Date	Sample Date	Filter Status	1,4-Dioxane -ug/L	N-Nitrosodimethylamine -ng/L	Acetone -ug/L	Bromodichloromethane -ug/L	2-Butanone -ug/L	Bromobenzene -ug/L	Bromochloromethane -ug/L	Bromomethane -ug/L	Bromoform -ug/L	n-Butylbenzene -ug/L	sec-Butylbenzene -ug/L
EW-11	81.40	2097.34	10/29/92	10/12/1992	Unfiltered											
EW-11	NA	NA	NA	03/15/1993	Unfiltered											
EW-11	49.26	2129.48	04/11/94	04/19/1994	Unfiltered											
EW-11	54.48	2124.26	12/14/94	12/14/1994	Unfiltered				<1				<5	<2		
EW-11	36.50	2142.24	06/16/95	06/24/1995	Unfiltered				<1				<5	<2		
EW-11	0.00	0.00	04/14/97	04/24/1997	Unfiltered				<0.5				<0.5	<1		
EW-11	0.00	0.00	10/20/97	10/22/1997	Unfiltered				<0.5				<0.5	<1		
EW-11	0.00	0.00	04/21/98	05/08/1998	Unfiltered				<0.5				<0.5	<0.5		
EW-11	46.16	2132.58	10/13/98	10/23/1998	Unfiltered				<0.5				<0.5	<0.5		
EW-11	51.08	2127.66	04/16/99	04/15/1999	Unfiltered				<0.5				<2	<2		
EW-11	56.41	2122.33	10/26/99	11/01/1999	Unfiltered				<2.5				<10	<10		
EW-11	59.83	2118.91	05/05/00	05/15/2000	Unfiltered				<50				<200	<200		
EW-11	63.81	2114.93	12/04/00	12/12/2000	Unfiltered				<100				<100	<100		
EW-11	69.32	2109.42	11/01/01	11/08/2001	Unfiltered				<10				<10	<10		
EW-11	73.00	2105.74	05/20/02	05/28/2002	Unfiltered											
EW-12	81.24	2095.55	10/29/92	10/12/1992	Unfiltered											
EW-12	81.24	2095.55	10/29/92	10/13/1992	Unfiltered											
EW-12	81.24	2095.55	10/29/92	10/15/1992	Unfiltered											
EW-12	81.24	2095.55	10/29/92	11/12/1992	Unfiltered											
EW-12	NA	NA	NA	03/22/1993	Unfiltered											
EW-12	57.08	2119.71	12/14/94	12/14/1994	Unfiltered				<1				<5	<2		
EW-12	42.34	2134.45	06/16/95	06/24/1995	Unfiltered				<1				<5	<2		
EW-12	51.80	2124.99	04/19/96	04/24/1996	Unfiltered				<50				<50	<50		
EW-12	57.26	2119.53	10/21/96	10/24/1996	Unfiltered				<0.5				<0.5	<1		
EW-12	0.00	0.00	04/14/97	04/16/1997	Unfiltered				<0.5				<0.5	<1		
EW-12	0.00	0.00	10/20/97	10/22/1997	Unfiltered				<0.5				<0.5	<1		
EW-12	0.00	0.00	04/21/98	05/05/1998	Unfiltered				<0.5				<0.5	<0.5		
EW-12	48.46	2128.33	10/13/98	10/23/1998	Unfiltered				<0.5				<0.5	<0.5		

Consolidation Data Summary Table - Groundwater
Beaumont Site 1

	Water Level Data					Volatile Organics									
Sample Location	Depth to Water (feet below ground surface)	Groundwater Elevation (feet above mean sea level)	Elevation Date	Sample Date	Filter Status	tert-Butylbenzene -ug/L	Benzene -ug/L	Carbon Disulfide -ug/L	Chlorobenzene -ug/L	2-Chlorotoluene -ug/L	4-Chlorotoluene -ug/L	Chloroethane -ug/L	Chloromethane -ug/L	Carbon Tetrachloride -ug/L	Chloroform -ug/L
EW-11	81.40	2097.34	10/29/92	10/12/1992	Unfiltered										
EW-11	NA	NA	NA	03/15/1993	Unfiltered										
EW-11	49.26	2129.48	04/11/94	04/19/1994	Unfiltered										
EW-11	54.48	2124.26	12/14/94	12/14/1994	Unfiltered				<2			<2	<2	1.3	<1.9
EW-11	36.50	2142.24	06/16/95	06/24/1995	Unfiltered				<2			<2	<2	2.4	2.4
EW-11	0.00	0.00	04/14/97	04/24/1997	Unfiltered				<0.5			<1	<1	<0.5	25.9
EW-11	0.00	0.00	10/20/97	10/22/1997	Unfiltered				<0.5			<1	<1	1.8	1.8
EW-11	0.00	0.00	04/21/98	05/08/1998	Unfiltered				<0.5			<0.5	<0.5	4.6	4.9
EW-11	46.16	2132.58	10/13/98	10/23/1998	Unfiltered				<0.5			<0.5	<0.5	<0.5	3
EW-11	51.08	2127.66	04/16/99	04/15/1999	Unfiltered				<0.5			<2	<2	<0.5	2.9
EW-11	56.41	2122.33	10/26/99	11/01/1999	Unfiltered				<2.5			<10	<10	<2.5	<2.5
EW-11	59.83	2118.91	05/05/00	05/15/2000	Unfiltered				<50			<200	<200	<50	<50
EW-11	63.81	2114.93	12/04/00	12/12/2000	Unfiltered				<50			<100	<100	<50	<100
EW-11	69.32	2109.42	11/01/01	11/08/2001	Unfiltered				<5			<10	<10	<5	<10
EW-11	73.00	2105.74	05/20/02	05/28/2002	Unfiltered									<5	<10
EW-12	81.24	2095.55	10/29/92	10/12/1992	Unfiltered										
EW-12	81.24	2095.55	10/29/92	10/13/1992	Unfiltered										
EW-12	81.24	2095.55	10/29/92	10/15/1992	Unfiltered										
EW-12	81.24	2095.55	10/29/92	11/12/1992	Unfiltered										
EW-12	NA	NA	NA	03/22/1993	Unfiltered										
EW-12	57.08	2119.71	12/14/94	12/14/1994	Unfiltered				<2			<2	<2	4.7	<12
EW-12	42.34	2134.45	06/16/95	06/24/1995	Unfiltered				<2			<2	<2	1.6	2.5
EW-12	51.80	2124.99	04/19/96	04/24/1996	Unfiltered				<50			<50	<50	<50	<50
EW-12	57.26	2119.53	10/21/96	10/24/1996	Unfiltered				<0.5			<1	<1	<0.5	20
EW-12	0.00	0.00	04/14/97	04/16/1997	Unfiltered				<0.5			<1	<1	<0.5	25.5
EW-12	0.00	0.00	10/20/97	10/22/1997	Unfiltered				<0.5			<1	<1	6.6	21.2
EW-12	0.00	0.00	04/21/98	05/05/1998	Unfiltered				<0.5			<0.5	<0.5	5	10.9
EW-12	48.46	2128.33	10/13/98	10/23/1998	Unfiltered				<0.5			<0.5	<0.5	1.6	4.4

Consolidation Data Summary Table - Groundwater
Beaumont Site 1

	Water Level Data					Volatile Organics									
Sample Location	Depth to Water (feet below ground surface)	Groundwater Elevation (feet above mean sea level)	Elevation Date	Sample Date	Filter Status	Dibromochloromethane -ug/L	1,2-Dibromo-3-Chloropropane -ug/L	Dibromomethane -ug/L	1,1-Dichloroethane -ug/L	1,2-Dichloroethane -ug/L	1,2-Dichlorobenzene -ug/L	1,3-Dichlorobenzene -ug/L	1,4-Dichlorobenzene -ug/L	1,1-Dichloroethene -ug/L	cis-1,2-Dichloroethene -ug/L
EW-11	81.40	2097.34	10/29/92	10/12/1992	Unfiltered					<50				340	
EW-11	NA	NA	NA	03/15/1993	Unfiltered					<10				1890	
EW-11	49.26	2129.48	04/11/94	04/19/1994	Unfiltered					400				755	
EW-11	54.48	2124.26	12/14/94	12/14/1994	Unfiltered	<1			<12	16	<3	<2	<2	1200	2.7
EW-11	36.50	2142.24	06/16/95	06/24/1995	Unfiltered	<1			<16	27	<3	<2	<2	730	3.4
EW-11	0.00	0.00	04/14/97	04/24/1997	Unfiltered	<0.5			200	125	<0.5	<0.5	<0.5	4280	
EW-11	0.00	0.00	10/20/97	10/22/1997	Unfiltered	<0.5			10.6	12	<0.5	<0.5	<0.5	632	
EW-11	0.00	0.00	04/21/98	05/08/1998	Unfiltered	<0.5			11.8	20	<0.5	<0.5	<0.5	512	
EW-11	46.16	2132.58	10/13/98	10/23/1998	Unfiltered	<0.5			9.8	14.6	<0.5	<0.5	<0.5	576	
EW-11	51.08	2127.66	04/16/99	04/15/1999	Unfiltered	<0.5			8.3	8.2	<1	<1	<1	480	1.6
EW-11	56.41	2122.33	10/26/99	11/01/1999	Unfiltered	<2.5			6.3	7.8	<5	<5	<5	660	2.5
EW-11	59.83	2118.91	05/05/00	05/15/2000	Unfiltered	<50			<50	<50	<100	<100	<100	700	<50
EW-11	63.81	2114.93	12/04/00	12/12/2000	Unfiltered	<100			<50	<50	<50	<50	<50	1400	<50
EW-11	69.32	2109.42	11/01/01	11/08/2001	Unfiltered	<10			7.5	7.8	<5	<5	<5	<5	<5
EW-11	73.00	2105.74	05/20/02	05/28/2002	Unfiltered				<10	7.5				800	<10
EW-12	81.24	2095.55	10/29/92	10/12/1992	Unfiltered					210				3300	
EW-12	81.24	2095.55	10/29/92	10/13/1992	Unfiltered					<100					
EW-12	81.24	2095.55	10/29/92	10/15/1992	Unfiltered					<1000				3100	
EW-12	81.24	2095.55	10/29/92	11/12/1992	Unfiltered					<200				340	
EW-12	NA	NA	NA	03/22/1993	Unfiltered					<1.6				15	
EW-12	57.08	2119.71	12/14/94	12/14/1994	Unfiltered	<1			48 E	88 E	<3	<2	<2	3700	23
EW-12	42.34	2134.45	06/16/95	06/24/1995	Unfiltered	<1			<11	35	<3	<2	<2	530	5
EW-12	51.80	2124.99	04/19/96	04/24/1996	Unfiltered	<50			<50	68	<50	<50	<50	3400	<50
EW-12	57.26	2119.53	10/21/96	10/24/1996	Unfiltered	<0.5			73	160	<0.5	<0.5	<0.5	4960	
EW-12	0.00	0.00	04/14/97	04/16/1997	Unfiltered	<0.5			35.3	160	<0.5	<0.5	<0.5	4208	
EW-12	0.00	0.00	10/20/97	10/22/1997	Unfiltered	<0.5			48.9	68	<0.5	<0.5	<0.5	2876	
EW-12	0.00	0.00	04/21/98	05/05/1998	Unfiltered	<0.5			24.4	65.7	<0.5	<0.5	<0.5	1952	
EW-12	48.46	2128.33	10/13/98	10/23/1998	Unfiltered	<0.5			15.2	25.7	<0.5	<0.5	<0.5	740	

Consolidation Data Summary Table - Groundwater
Beaumont Site 1

	Water Level Data					Volatile Organics										
Sample Location	Depth to Water (feet below ground surface)	Groundwater Elevation (feet above mean sea level)	Elevation Date	Sample Date	Filter Status	trans-1,2-Dichloroethene -ug/L	1,1-Dichloropropene -ug/L	cis-1,3-Dichloropropene -ug/L	trans-1,3-Dichloropropene -ug/L	1,2-Dichloropropane -ug/L	1,3-Dichloropropane -ug/L	2,2-Dichloropropane -ug/L	1,2-Dibromoethane -ug/L	Dichlorodifluoromethane -ug/L	Ethylbenzene -ug/L	Ethene -ug/L
EW-11	81.40	2097.34	10/29/92	10/12/1992	Unfiltered											
EW-11	NA	NA	NA	03/15/1993	Unfiltered											
EW-11	49.26	2129.48	04/11/94	04/19/1994	Unfiltered											
EW-11	54.48	2124.26	12/14/94	12/14/1994	Unfiltered	<1		<0.5	<0.5	<1				<5		
EW-11	36.50	2142.24	06/16/95	06/24/1995	Unfiltered	<1.3		<0.5	<0.5	<1				<5		
EW-11	0.00	0.00	04/14/97	04/24/1997	Unfiltered	62		<0.5	<0.5	<0.5				<0.5		
EW-11	0.00	0.00	10/20/97	10/22/1997	Unfiltered	<0.5		<0.5	<0.5	<0.5				<0.5		
EW-11	0.00	0.00	04/21/98	05/08/1998	Unfiltered	<0.5		<0.5	<0.5	<0.5				<0.5		
EW-11	46.16	2132.58	10/13/98	10/23/1998	Unfiltered	<0.5		<0.5	<0.5	<0.5				<0.5		
EW-11	51.08	2127.66	04/16/99	04/15/1999	Unfiltered	<0.5		<0.5	<0.5	<0.5				<2		
EW-11	56.41	2122.33	10/26/99	11/01/1999	Unfiltered	<2.5		<2.5	<2.5	<2.5				<10		
EW-11	59.83	2118.91	05/05/00	05/15/2000	Unfiltered	<50		<50	<50	<50				<200		
EW-11	63.81	2114.93	12/04/00	12/12/2000	Unfiltered	<50		<50	<50	<50				<100		
EW-11	69.32	2109.42	11/01/01	11/08/2001	Unfiltered	<5		<5	<5	<5				<10		
EW-11	73.00	2105.74	05/20/02	05/28/2002	Unfiltered	<10										
EW-12	81.24	2095.55	10/29/92	10/12/1992	Unfiltered											
EW-12	81.24	2095.55	10/29/92	10/13/1992	Unfiltered											
EW-12	81.24	2095.55	10/29/92	10/15/1992	Unfiltered											
EW-12	81.24	2095.55	10/29/92	11/12/1992	Unfiltered											
EW-12	NA	NA	NA	03/22/1993	Unfiltered											
EW-12	57.08	2119.71	12/14/94	12/14/1994	Unfiltered	<1.3		<0.5	<0.5	<1				<5		
EW-12	42.34	2134.45	06/16/95	06/24/1995	Unfiltered	<1		<0.5	<0.5	<1				<5		
EW-12	51.80	2124.99	04/19/96	04/24/1996	Unfiltered	<50		<50	<50	<50						
EW-12	57.26	2119.53	10/21/96	10/24/1996	Unfiltered	<0.5		<0.5	<0.5	<0.5				<0.5		
EW-12	0.00	0.00	04/14/97	04/16/1997	Unfiltered	<0.5		<0.5	<0.5	<0.5				<0.5		
EW-12	0.00	0.00	10/20/97	10/22/1997	Unfiltered	<0.5		<0.5	<0.5	<0.5				<0.5		
EW-12	0.00	0.00	04/21/98	05/05/1998	Unfiltered	<0.5		<0.5	<0.5	<0.5				<0.5		
EW-12	48.46	2128.33	10/13/98	10/23/1998	Unfiltered	<0.5		<0.5	<0.5	<0.5				<0.5		

Consolidation Data Summary Table - Groundwater
Beaumont Site 1

	Water Level Data					Volatile Organics										
Sample Location	Depth to Water (feet below ground surface)	Groundwater Elevation (feet above mean sea level)	Elevation Date	Sample Date	Filter Status	Ethane -ug/L	Hexachlorobutadiene -ug/L	2-Hexanone -ug/L	p-Isopropyltoluene -ug/L	Isopropylbenzene -ug/L	Methane -ug/L	4-Methyl-2-Pentanone -ug/L	Methyl tert-butyl ether (MTBE) -ug/L	Methylene Chloride -ug/L	Naphthalene -ug/L	n-Propylbenzene -ug/L
EW-11	81.40	2097.34	10/29/92	10/12/1992	Unfiltered											
EW-11	NA	NA	NA	03/15/1993	Unfiltered											
EW-11	49.26	2129.48	04/11/94	04/19/1994	Unfiltered											
EW-11	54.48	2124.26	12/14/94	12/14/1994	Unfiltered									<2		
EW-11	36.50	2142.24	06/16/95	06/24/1995	Unfiltered									3.4		
EW-11	0.00	0.00	04/14/97	04/24/1997	Unfiltered									<2		
EW-11	0.00	0.00	10/20/97	10/22/1997	Unfiltered									<2		
EW-11	0.00	0.00	04/21/98	05/08/1998	Unfiltered									<0.5		
EW-11	46.16	2132.58	10/13/98	10/23/1998	Unfiltered									<0.5		
EW-11	51.08	2127.66	04/16/99	04/15/1999	Unfiltered									<2		
EW-11	56.41	2122.33	10/26/99	11/01/1999	Unfiltered									<10		
EW-11	59.83	2118.91	05/05/00	05/15/2000	Unfiltered									<200		
EW-11	63.81	2114.93	12/04/00	12/12/2000	Unfiltered									<200		
EW-11	69.32	2109.42	11/01/01	11/08/2001	Unfiltered									<20		
EW-11	73.00	2105.74	05/20/02	05/28/2002	Unfiltered									<5		
EW-12	81.24	2095.55	10/29/92	10/12/1992	Unfiltered											
EW-12	81.24	2095.55	10/29/92	10/13/1992	Unfiltered											
EW-12	81.24	2095.55	10/29/92	10/15/1992	Unfiltered											
EW-12	81.24	2095.55	10/29/92	11/12/1992	Unfiltered											
EW-12	NA	NA	NA	03/22/1993	Unfiltered											
EW-12	57.08	2119.71	12/14/94	12/14/1994	Unfiltered									<2.9		
EW-12	42.34	2134.45	06/16/95	06/24/1995	Unfiltered									3.3		
EW-12	51.80	2124.99	04/19/96	04/24/1996	Unfiltered									<200		
EW-12	57.26	2119.53	10/21/96	10/24/1996	Unfiltered									<2		
EW-12	0.00	0.00	04/14/97	04/16/1997	Unfiltered									<2		
EW-12	0.00	0.00	10/20/97	10/22/1997	Unfiltered									<2		
EW-12	0.00	0.00	04/21/98	05/05/1998	Unfiltered									<0.5		
EW-12	48.46	2128.33	10/13/98	10/23/1998	Unfiltered									<0.5		

Consolidation Data Summary Table - Groundwater
Beaumont Site 1

	Water Level Data						Volatile Organics									
Sample Location	Depth to Water (feet below ground surface)	Groundwater Elevation (feet above mean sea level)	Elevation Date	Sample Date	Filter Status	Styrene -ug/L	Toluene -ug/L	1,1,1,2-Tetrachloroethane -ug/L	1,1,1-Trichloroethane -ug/L	1,1,2-Trichloroethane -ug/L	1,2,3-Trichlorobenzene -ug/L	1,2,4-Trichlorobenzene -ug/L	Trichloroethene -ug/L	1,2,3-Trichloropropane -ug/L	Trichlorofluoromethane -ug/L	1,1,2-Trichloro-1,2,2-Trifluoroethane -ug/L
EW-11	81.40	2097.34	10/29/92	10/12/1992	Unfiltered				<40							
EW-11	NA	NA	NA	03/15/1993	Unfiltered				79.2				104			
EW-11	49.26	2129.48	04/11/94	04/19/1994	Unfiltered				174							
EW-11	54.48	2124.26	12/14/94	12/14/1994	Unfiltered				35 E	1.8			540		<5	
EW-11	36.50	2142.24	06/16/95	06/24/1995	Unfiltered				38	2.8			360		<5	
EW-11	0.00	0.00	04/14/97	04/24/1997	Unfiltered				153	52.9			1640		<0.5	
EW-11	0.00	0.00	10/20/97	10/22/1997	Unfiltered				10.4	2.4			272		<0.5	
EW-11	0.00	0.00	04/21/98	05/08/1998	Unfiltered				15.4	3.5			608		<0.5	
EW-11	46.16	2132.58	10/13/98	10/23/1998	Unfiltered				12.9	4.7			304		<0.5	
EW-11	51.08	2127.66	04/16/99	04/15/1999	Unfiltered				<11	<0.5			240		<2	
EW-11	56.41	2122.33	10/26/99	11/01/1999	Unfiltered				8	<2.5			340		<10	
EW-11	59.83	2118.91	05/05/00	05/15/2000	Unfiltered				<100	<50			300		<200	<500
EW-11	63.81	2114.93	12/04/00	12/12/2000	Unfiltered				<50	<50			620		<100	<200
EW-11	69.32	2109.42	11/01/01	11/08/2001	Unfiltered				<5	<5			270		<10	<20
EW-11	73.00	2105.74	05/20/02	05/28/2002	Unfiltered		<8		<10	<10			410			
EW-12	81.24	2095.55	10/29/92	10/12/1992	Unfiltered				290				1000			
EW-12	81.24	2095.55	10/29/92	10/13/1992	Unfiltered				<300				<200			
EW-12	81.24	2095.55	10/29/92	10/15/1992	Unfiltered				<3000				270			
EW-12	81.24	2095.55	10/29/92	11/12/1992	Unfiltered				<600				<400			
EW-12	NA	NA	NA	03/22/1993	Unfiltered				2.33				<20.09			
EW-12	57.08	2119.71	12/14/94	12/14/1994	Unfiltered				<120 E	41 E			1400		<5	
EW-12	42.34	2134.45	06/16/95	06/24/1995	Unfiltered				41	11			160		<5	
EW-12	51.80	2124.99	04/19/96	04/24/1996	Unfiltered				150	<50			790		<50	<50
EW-12	57.26	2119.53	10/21/96	10/24/1996	Unfiltered				260	50			2108		<0.5	
EW-12	0.00	0.00	04/14/97	04/16/1997	Unfiltered				208	46.1			2592		<0.5	
EW-12	0.00	0.00	10/20/97	10/22/1997	Unfiltered				132	26.8			1240		<0.5	
EW-12	0.00	0.00	04/21/98	05/05/1998	Unfiltered				75.3	16.2			1192		<0.5	
EW-12	48.46	2128.33	10/13/98	10/23/1998	Unfiltered				21.2	6.9			400		<0.5	

Consolidation Data Summary Table - Groundwater
Beaumont Site 1

	Water Level Data					Volatile Organics							
Sample Location	Depth to Water (feet below ground surface)	Groundwater Elevation (feet above mean sea level)	Elevation Date	Sample Date	Filter Status	1,2,4-Trimethylbenzene -ug/L	1,3,5-Trimethylbenzene -ug/L	1,1,2,2-Tetrachloroethane -ug/L	Tetrachloroethene (PCE) -ug/L	Vinyl Acetate -ug/L	Vinyl Chloride -ug/L	m,p-Xylenes -ug/L	o-Xylene -ug/L
EW-11	81.40	2097.34	10/29/92	10/12/1992	Unfiltered				<50				
EW-11	NA	NA	NA	03/15/1993	Unfiltered				<10				
EW-11	49.26	2129.48	04/11/94	04/19/1994	Unfiltered				57				
EW-11	54.48	2124.26	12/14/94	12/14/1994	Unfiltered			<1	1.7		<0.5		
EW-11	36.50	2142.24	06/16/95	06/24/1995	Unfiltered			<1	2.2		<0.5		
EW-11	0.00	0.00	04/14/97	04/24/1997	Unfiltered			<0.5	28.1		<0.5		
EW-11	0.00	0.00	10/20/97	10/22/1997	Unfiltered			<0.5	<0.5		<0.5		
EW-11	0.00	0.00	04/21/98	05/08/1998	Unfiltered			<0.5	3.6		<0.5		
EW-11	46.16	2132.58	10/13/98	10/23/1998	Unfiltered			<0.5	<0.5		<0.5		
EW-11	51.08	2127.66	04/16/99	04/15/1999	Unfiltered			<0.5	<0.5		<0.5		
EW-11	56.41	2122.33	10/26/99	11/01/1999	Unfiltered			<2.5	<2.5		<2.5		
EW-11	59.83	2118.91	05/05/00	05/15/2000	Unfiltered			<50	<50		<50		
EW-11	63.81	2114.93	12/04/00	12/12/2000	Unfiltered			<50	<50		<50		
EW-11	69.32	2109.42	11/01/01	11/08/2001	Unfiltered			<5	<5		<5		
EW-11	73.00	2105.74	05/20/02	05/28/2002	Unfiltered	<10			<10		<10		<5
EW-12	81.24	2095.55	10/29/92	10/12/1992	Unfiltered				<300				
EW-12	81.24	2095.55	10/29/92	10/13/1992	Unfiltered				<100				
EW-12	81.24	2095.55	10/29/92	10/15/1992	Unfiltered				<1000				
EW-12	81.24	2095.55	10/29/92	11/12/1992	Unfiltered				<200				
EW-12	NA	NA	NA	03/22/1993	Unfiltered				<3				
EW-12	57.08	2119.71	12/14/94	12/14/1994	Unfiltered			<1	650		<0.5		
EW-12	42.34	2134.45	06/16/95	06/24/1995	Unfiltered			<1	2.5		<0.5		
EW-12	51.80	2124.99	04/19/96	04/24/1996	Unfiltered			<50	<50		<50		
EW-12	57.26	2119.53	10/21/96	10/24/1996	Unfiltered			<0.5	22.8		<0.5		
EW-12	0.00	0.00	04/14/97	04/16/1997	Unfiltered			<0.5	20		<0.5		
EW-12	0.00	0.00	10/20/97	10/22/1997	Unfiltered			<0.5	3.1		<0.5		
EW-12	0.00	0.00	04/21/98	05/05/1998	Unfiltered			<0.5	4.6		<0.5		
EW-12	48.46	2128.33	10/13/98	10/23/1998	Unfiltered			<0.5	2.5		<0.5		

Consolidation Data Summary Table - Groundwater
Beaumont Site 1

	Water Level Data					Volatile Organics										
Sample Location	Depth to Water (feet below ground surface)	Groundwater Elevation (feet above mean sea level)	Elevation Date	Sample Date	Filter Status	1,4-Dioxane -ug/L	N-Nitrosodimethylamine -ng/L	Acetone -ug/L	Bromodichloromethane -ug/L	2-Butanone -ug/L	Bromobenzene -ug/L	Bromochloromethane -ug/L	Bromomethane -ug/L	Bromoform -ug/L	n-Butylbenzene -ug/L	sec-Butylbenzene -ug/L
EW-12	52.02	2124.77	04/20/99	04/15/1999	Unfiltered				<0.5				<2	<2		
EW-12	57.40	2119.39	10/26/99	11/01/1999	Unfiltered				<5				<20	<20		
EW-12	65.23	2111.56	12/04/00	12/11/2000	Unfiltered				<50				<50	<50		
EW-12	70.80	2105.99	11/01/01	11/09/2001	Unfiltered				<50				<50	<50		
EW-12	74.25	2102.54	05/20/02	05/28/2002	Unfiltered											
EW-13	85.40	2094.49	10/29/92	09/16/1992	Unfiltered											
EW-13	85.40	2094.49	10/29/92	10/01/1992	Unfiltered											
EW-13	85.40	2094.49	10/29/92	10/07/1992	Unfiltered											
EW-13	85.40	2094.49	10/29/92	11/12/1992	Unfiltered											
EW-13	85.40	2094.49	10/29/92	11/13/1992	Unfiltered											
EW-13	NA	NA	NA	03/15/1993	Unfiltered											
EW-13	47.44	2132.45	01/08/94	02/21/1994	Unfiltered											
EW-13	0.00	0.00	03/27/95	03/09/1995	Unfiltered			<14	<1	<6			<5	<2		
EW-13	0.00	0.00	06/16/95	06/25/1995	Unfiltered			<14	<1 E	<6			<5 E	<2 E		
EW-13	0.00	0.00	04/19/96	04/23/1996	Unfiltered				<30				<30	<30		
EW-13	0.00	0.00	10/21/96	10/24/1996	Unfiltered				<0.5				<0.5	<1		
EW-13	0.00	0.00	04/14/97	04/15/1997	Unfiltered				<0.5				<0.5	<1		
EW-13	0.00	0.00	10/20/97	10/22/1997	Unfiltered				<0.5				<0.5	<1		
EW-13	0.00	0.00	04/21/98	05/08/1998	Unfiltered				<0.5				<0.5	<0.5		
EW-13	47.90	2131.99	10/13/98	10/22/1998	Unfiltered				<0.5				<0.5	<0.5		
EW-13	53.04	2126.85	04/16/99	04/15/1999	Unfiltered				<0.5				<2	<2		
EW-13	57.09	2122.80	10/26/99	11/01/1999	Unfiltered				<10				<40	<40		
EW-13	61.07	2118.82	05/05/00	05/15/2000	Unfiltered				<125				<500	<500		
EW-13	65.10	2114.79	12/04/00	12/12/2000	Unfiltered				<250				<250	<250		
EW-13	70.50	2109.39	11/01/01	11/14/2001	Unfiltered				<250				<250	<250		
EW-13	73.80	2106.09	05/20/02	05/29/2002	Unfiltered											
EW-13	81.81	2100.05	06/17/04	07/19/2004	Unfiltered	2100 Jr		<90	<8.1	<41	<6.6	<9.3	<22	<22	<8.5	<2.7
EW-13	83.59	2098.27	12/14/04	12/17/2004	Unfiltered	110		<120	<5.5	<84	<9.4	<14	<59	<12	<5.8	<4.2

Consolidation Data Summary Table - Groundwater
Beaumont Site 1

	Water Level Data					Volatile Organics									
Sample Location	Depth to Water (feet below ground surface)	Groundwater Elevation (feet above mean sea level)	Elevation Date	Sample Date	Filter Status	tert-Butylbenzene -ug/L	Benzene -ug/L	Carbon Disulfide -ug/L	Chlorobenzene -ug/L	2-Chlorotoluene -ug/L	4-Chlorotoluene -ug/L	Chloroethane -ug/L	Chloromethane -ug/L	Carbon Tetrachloride -ug/L	Chloroform -ug/L
EW-12	52.02	2124.77	04/20/99	04/15/1999	Unfiltered				<0.5			<2	<2	2.1	5.2
EW-12	57.40	2119.39	10/26/99	11/01/1999	Unfiltered				<5			<20	<20	<5	<5
EW-12	65.23	2111.56	12/04/00	12/11/2000	Unfiltered				<25			<50	<50	<25	<25
EW-12	70.80	2105.99	11/01/01	11/09/2001	Unfiltered				<25			<50	<50	<25	<50
EW-12	74.25	2102.54	05/20/02	05/28/2002	Unfiltered									<20	<40
EW-13	85.40	2094.49	10/29/92	09/16/1992	Unfiltered										
EW-13	85.40	2094.49	10/29/92	10/01/1992	Unfiltered										
EW-13	85.40	2094.49	10/29/92	10/07/1992	Unfiltered										
EW-13	85.40	2094.49	10/29/92	11/12/1992	Unfiltered										
EW-13	85.40	2094.49	10/29/92	11/13/1992	Unfiltered										
EW-13	NA	NA	NA	03/15/1993	Unfiltered										
EW-13	47.44	2132.45	01/08/94	02/21/1994	Unfiltered										
EW-13	0.00	0.00	03/27/95	03/09/1995	Unfiltered		<1 U		<1			<2	<2	0.61	5.8
EW-13	0.00	0.00	06/16/95	06/25/1995	Unfiltered		<1.2		<1			<2 E	<2 E	3.5 E	<10 E
EW-13	0.00	0.00	04/19/96	04/23/1996	Unfiltered				<30			<30	<30	<30	<30
EW-13	0.00	0.00	10/21/96	10/24/1996	Unfiltered				<0.5			<1	<1	<0.5	19
EW-13	0.00	0.00	04/14/97	04/15/1997	Unfiltered				<0.5			<1	<1	<0.5	8.3
EW-13	0.00	0.00	10/20/97	10/22/1997	Unfiltered				<0.5			<1	<1	4.8	9.5
EW-13	0.00	0.00	04/21/98	05/08/1998	Unfiltered				<0.5			<0.5	<0.5	4.9	12.4
EW-13	47.90	2131.99	10/13/98	10/22/1998	Unfiltered				<0.5			<0.5	<0.5	14	69
EW-13	53.04	2126.85	04/16/99	04/15/1999	Unfiltered				<0.5			<2	<2	<0.5	<0.5
EW-13	57.09	2122.80	10/26/99	11/01/1999	Unfiltered				<10			<40	<40	14	63
EW-13	61.07	2118.82	05/05/00	05/15/2000	Unfiltered				<125			<500	<500	<125	<125
EW-13	65.10	2114.79	12/04/00	12/12/2000	Unfiltered				<125			<250	<250	<125	<125
EW-13	70.50	2109.39	11/01/01	11/14/2001	Unfiltered				<125			<250	<250	<125	<250
EW-13	73.80	2106.09	05/20/02	05/29/2002	Unfiltered									<100	<200
EW-13	81.81	2100.05	06/17/04	07/19/2004	Unfiltered	<5.7	<7.3	<7.1	<4.7	<17	<4.1	<11	<11	<10	<11
EW-13	83.59	2098.27	12/14/04	12/17/2004	Unfiltered	<3.5	<5.1	<21	<7.2	<4.9	<6.0	<10	<36	<8.3	<4.3

Consolidation Data Summary Table - Groundwater
Beaumont Site 1

	Water Level Data					Volatile Organics									
Sample Location	Depth to Water (feet below ground surface)	Groundwater Elevation (feet above mean sea level)	Elevation Date	Sample Date	Filter Status	Dibromochloromethane -ug/L	1,2-Dibromo-3-Chloropropane -ug/L	Dibromomethane -ug/L	1,1-Dichloroethane -ug/L	1,2-Dichloroethane -ug/L	1,2-Dichlorobenzene -ug/L	1,3-Dichlorobenzene -ug/L	1,4-Dichlorobenzene -ug/L	1,1-Dichloroethene -ug/L	cis-1,2-Dichloroethene -ug/L
EW-12	52.02	2124.77	04/20/99	04/15/1999	Unfiltered	<0.5			15	22	<1	<1	<1	720	4.4
EW-12	57.40	2119.39	10/26/99	11/01/1999	Unfiltered	<5			15	34	<10	<10	<10	1300	6
EW-12	65.23	2111.56	12/04/00	12/11/2000	Unfiltered	<50			54	110	<25	<25	<25	3800	<25
EW-12	70.80	2105.99	11/01/01	11/09/2001	Unfiltered	<50			39	86	<25	<25	<25	2600	<25
EW-12	74.25	2102.54	05/20/02	05/28/2002	Unfiltered				48	120				2900	<40
EW-13	85.40	2094.49	10/29/92	09/16/1992	Unfiltered					<64				2300	
EW-13	85.40	2094.49	10/29/92	10/01/1992	Unfiltered					<8				270	
EW-13	85.40	2094.49	10/29/92	10/07/1992	Unfiltered					<32				1600	
EW-13	85.40	2094.49	10/29/92	11/12/1992	Unfiltered					<200				260	
EW-13	85.40	2094.49	10/29/92	11/13/1992	Unfiltered					<1				5.5	
EW-13	NA	NA	NA	03/15/1993	Unfiltered					<10				2880	
EW-13	47.44	2132.45	01/08/94	02/21/1994	Unfiltered					23.2				2040	
EW-13	0.00	0.00	03/27/95	03/09/1995	Unfiltered	<1			<19	29	<1	<1	<1	820	8
EW-13	0.00	0.00	06/16/95	06/25/1995	Unfiltered	<1 E			<200 E	<100 E	<1	<1	<1	1400 E	21 E
EW-13	0.00	0.00	04/19/96	04/23/1996	Unfiltered	<30			<30	73	<30	<30	<30	2200	<30
EW-13	0.00	0.00	10/21/96	10/24/1996	Unfiltered	<0.5			78	119	<0.5	<0.5	<0.5	3719	
EW-13	0.00	0.00	04/14/97	04/15/1997	Unfiltered	<0.5			23	57.2	<0.5	<0.5	<0.5	720	
EW-13	0.00	0.00	10/20/97	10/22/1997	Unfiltered	<0.5			37.2	75.8	<0.5	<0.5	<0.5	1120	
EW-13	0.00	0.00	04/21/98	05/08/1998	Unfiltered	<0.5			51	124	<0.5	<0.5	<0.5	1240	
EW-13	47.90	2131.99	10/13/98	10/22/1998	Unfiltered	<0.5			272	640	<0.5	<0.5	<0.5	13460	
EW-13	53.04	2126.85	04/16/99	04/15/1999	Unfiltered	<0.5			180	270	<1	<1	<1	9600	82
EW-13	57.09	2122.80	10/26/99	11/01/1999	Unfiltered	<10			310	620	<20	<20	<20	15000	160
EW-13	61.07	2118.82	05/05/00	05/15/2000	Unfiltered	<125			150	620	<250	<250	<250	19000	150
EW-13	65.10	2114.79	12/04/00	12/12/2000	Unfiltered	<250			350	730	<125	<125	<125	18000	180
EW-13	70.50	2109.39	11/01/01	11/14/2001	Unfiltered	<250			420	1000	<125	<125	<125	23000	210
EW-13	73.80	2106.09	05/20/02	05/29/2002	Unfiltered				480	1000				26000	390
EW-13	81.81	2100.05	06/17/04	07/19/2004	Unfiltered	<7.1	<65	<12	100	210	<7.3	<6.8	<7.1	4800 Bk	320
EW-13	83.59	2098.27	12/14/04	12/17/2004	Unfiltered	<9.0	<50	<8.4	23	28	<4.7	<7.7	<6.0	1700	59

Consolidation Data Summary Table - Groundwater
Beaumont Site 1

	Water Level Data						Volatile Organics									
Sample Location	Depth to Water (feet below ground surface)	Groundwater Elevation (feet above mean sea level)	Elevation Date	Sample Date	Filter Status	trans-1,2-Dichloroethene -ug/L	1,1-Dichloropropene -ug/L	cis-1,3-Dichloropropene -ug/L	trans-1,3-Dichloropropene -ug/L	1,2-Dichloropropane -ug/L	1,3-Dichloropropane -ug/L	2,2-Dichloropropane -ug/L	1,2-Dibromoethane -ug/L	Dichlorodifluoromethane -ug/L	Ethylbenzene -ug/L	Ethene -ug/L
EW-12	52.02	2124.77	04/20/99	04/15/1999	Unfiltered	<0.5		<0.5	<0.5	<0.5				<2		
EW-12	57.40	2119.39	10/26/99	11/01/1999	Unfiltered	<5		<5	<5	<5				<20		
EW-12	65.23	2111.56	12/04/00	12/11/2000	Unfiltered	<25		<25	<25	<25				<50		
EW-12	70.80	2105.99	11/01/01	11/09/2001	Unfiltered	<25		<25	<25	<25				<50		
EW-12	74.25	2102.54	05/20/02	05/28/2002	Unfiltered	<40										
EW-13	85.40	2094.49	10/29/92	09/16/1992	Unfiltered											
EW-13	85.40	2094.49	10/29/92	10/01/1992	Unfiltered											
EW-13	85.40	2094.49	10/29/92	10/07/1992	Unfiltered											
EW-13	85.40	2094.49	10/29/92	11/12/1992	Unfiltered											
EW-13	85.40	2094.49	10/29/92	11/13/1992	Unfiltered											
EW-13	NA	NA	NA	03/15/1993	Unfiltered											
EW-13	47.44	2132.45	01/08/94	02/21/1994	Unfiltered											
EW-13	0.00	0.00	03/27/95	03/09/1995	Unfiltered	<1		<0.5	<0.5	4.5				<5	<1	
EW-13	0.00	0.00	06/16/95	06/25/1995	Unfiltered	2.2 E		<0.5 E	<0.5 E	<1 E				<5 E	<1	
EW-13	0.00	0.00	04/19/96	04/23/1996	Unfiltered	<30		<30	<30	<30						
EW-13	0.00	0.00	10/21/96	10/24/1996	Unfiltered	<0.5		<0.5	<0.5	<0.5				<0.5		
EW-13	0.00	0.00	04/14/97	04/15/1997	Unfiltered	<0.5		<0.5	<0.5	<0.5				<0.5		
EW-13	0.00	0.00	10/20/97	10/22/1997	Unfiltered	<0.5		<0.5	<0.5	<0.5				<0.5		
EW-13	0.00	0.00	04/21/98	05/08/1998	Unfiltered	<0.5		<0.5	<0.5	<0.5				<0.5		
EW-13	47.90	2131.99	10/13/98	10/22/1998	Unfiltered	43		<0.5	<0.5	<0.5				<0.5		
EW-13	53.04	2126.85	04/16/99	04/15/1999	Unfiltered	<0.5		<0.5	<0.5	<0.5				<2		
EW-13	57.09	2122.80	10/26/99	11/01/1999	Unfiltered	<10		<10	<10	<10				<40		
EW-13	61.07	2118.82	05/05/00	05/15/2000	Unfiltered	<125		<125	<125	<125				<500		
EW-13	65.10	2114.79	12/04/00	12/12/2000	Unfiltered	<125		<125	<125	<125				<250		
EW-13	70.50	2109.39	11/01/01	11/14/2001	Unfiltered	<125		<125	<125	<125				<250		
EW-13	73.80	2106.09	05/20/02	05/29/2002	Unfiltered	<200										
EW-13	81.81	2100.05	06/17/04	07/19/2004	Unfiltered	<15	<14	<11	<7.4	<10	<8.8	<9.7	<13	<12	<4.9	
EW-13	83.59	2098.27	12/14/04	12/17/2004	Unfiltered	<5.8	<4.3	<9.0	<6.1	<5.7	<6.1	<8.0	<16	<5.4	<3.5	

Consolidation Data Summary Table - Groundwater
Beaumont Site 1

	Water Level Data					Volatile Organics										
Sample Location	Depth to Water (feet below ground surface)	Groundwater Elevation (feet above mean sea level)	Elevation Date	Sample Date	Filter Status	Ethane -ug/L	Hexachlorobutadiene -ug/L	2-Hexanone -ug/L	p-Isopropyltoluene -ug/L	Isopropylbenzene -ug/L	Methane -ug/L	4-Methyl-2-Pentanone -ug/L	Methyl tert-butyl ether (MTBE) -ug/L	Methylene Chloride -ug/L	Naphthalene -ug/L	n-Propylbenzene -ug/L
EW-12	52.02	2124.77	04/20/99	04/15/1999	Unfiltered									<2		
EW-12	57.40	2119.39	10/26/99	11/01/1999	Unfiltered									<20		
EW-12	65.23	2111.56	12/04/00	12/11/2000	Unfiltered									<100		
EW-12	70.80	2105.99	11/01/01	11/09/2001	Unfiltered									<100		
EW-12	74.25	2102.54	05/20/02	05/28/2002	Unfiltered									<20		
EW-13	85.40	2094.49	10/29/92	09/16/1992	Unfiltered											
EW-13	85.40	2094.49	10/29/92	10/01/1992	Unfiltered											
EW-13	85.40	2094.49	10/29/92	10/07/1992	Unfiltered											
EW-13	85.40	2094.49	10/29/92	11/12/1992	Unfiltered											
EW-13	85.40	2094.49	10/29/92	11/13/1992	Unfiltered											
EW-13	NA	NA	NA	03/15/1993	Unfiltered											
EW-13	47.44	2132.45	01/08/94	02/21/1994	Unfiltered											
EW-13	0.00	0.00	03/27/95	03/09/1995	Unfiltered									<2		
EW-13	0.00	0.00	06/16/95	06/25/1995	Unfiltered									<2.1 E		
EW-13	0.00	0.00	04/19/96	04/23/1996	Unfiltered									<100		
EW-13	0.00	0.00	10/21/96	10/24/1996	Unfiltered									<2		
EW-13	0.00	0.00	04/14/97	04/15/1997	Unfiltered									<2		
EW-13	0.00	0.00	10/20/97	10/22/1997	Unfiltered									<2		
EW-13	0.00	0.00	04/21/98	05/08/1998	Unfiltered									<0.5		
EW-13	47.90	2131.99	10/13/98	10/22/1998	Unfiltered									<0.5		
EW-13	53.04	2126.85	04/16/99	04/15/1999	Unfiltered									<2		
EW-13	57.09	2122.80	10/26/99	11/01/1999	Unfiltered									<40		
EW-13	61.07	2118.82	05/05/00	05/15/2000	Unfiltered									<500		
EW-13	65.10	2114.79	12/04/00	12/12/2000	Unfiltered									<500		
EW-13	70.50	2109.39	11/01/01	11/14/2001	Unfiltered									<500		
EW-13	73.80	2106.09	05/20/02	05/29/2002	Unfiltered									<100		
EW-13	81.81	2100.05	06/17/04	07/19/2004	Unfiltered			<63	<4.3	<4.3		<65	<6.9	<42	<14	<6.0
EW-13	83.59	2098.27	12/14/04	12/17/2004	Unfiltered			<37	<4.2	<4.9		<47	<5.9	<53	<19	<5.9

Consolidation Data Summary Table - Groundwater
Beaumont Site 1

	Water Level Data						Volatile Organics									
Sample Location	Depth to Water (feet below ground surface)	Groundwater Elevation (feet above mean sea level)	Elevation Date	Sample Date	Filter Status	Styrene -ug/L	Toluene -ug/L	1,1,1,2-Tetrachloroethane -ug/L	1,1,1-Trichloroethane -ug/L	1,1,2-Trichloroethane -ug/L	1,2,3-Trichlorobenzene -ug/L	1,2,4-Trichlorobenzene -ug/L	Trichloroethene -ug/L	1,2,3-Trichloropropane -ug/L	Trichlorofluoromethane -ug/L	1,1,2-Trichloro-1,2,2-Trifluoroethane -ug/L
EW-12	52.02	2124.77	04/20/99	04/15/1999	Unfiltered				25	6.1			390		<2	
EW-12	57.40	2119.39	10/26/99	11/01/1999	Unfiltered				33	8.1			660		<20	
EW-12	65.23	2111.56	12/04/00	12/11/2000	Unfiltered				84	36			1600		<50	<100
EW-12	70.80	2105.99	11/01/01	11/09/2001	Unfiltered				46	29			1500		<50	<100
EW-12	74.25	2102.54	05/20/02	05/28/2002	Unfiltered		<32		47	<40			1400			
EW-13	85.40	2094.49	10/29/92	09/16/1992	Unfiltered				140				280			
EW-13	85.40	2094.49	10/29/92	10/01/1992	Unfiltered				16				60			
EW-13	85.40	2094.49	10/29/92	10/07/1992	Unfiltered				<20				82			
EW-13	85.40	2094.49	10/29/92	11/12/1992	Unfiltered				<600				<400			
EW-13	85.40	2094.49	10/29/92	11/13/1992	Unfiltered				<3				<2			
EW-13	NA	NA	NA	03/15/1993	Unfiltered				71				94			
EW-13	47.44	2132.45	01/08/94	02/21/1994	Unfiltered				34.5				358			
EW-13	0.00	0.00	03/27/95	03/09/1995	Unfiltered		<1		52	6.2			250		<5	
EW-13	0.00	0.00	06/16/95	06/25/1995	Unfiltered		<1		230 E	18 E			840 E		<5 E	
EW-13	0.00	0.00	04/19/96	04/23/1996	Unfiltered				95	<30			760		<30	<30
EW-13	0.00	0.00	10/21/96	10/24/1996	Unfiltered				156	42.5			1816		<0.5	
EW-13	0.00	0.00	04/14/97	04/15/1997	Unfiltered				76	17			440		<0.5	
EW-13	0.00	0.00	10/20/97	10/22/1997	Unfiltered				74.4	25.2			568		<0.5	
EW-13	0.00	0.00	04/21/98	05/08/1998	Unfiltered				68.7	17.7			880		<0.5	
EW-13	47.90	2131.99	10/13/98	10/22/1998	Unfiltered				324	111			5500		<0.5	
EW-13	53.04	2126.85	04/16/99	04/15/1999	Unfiltered				<120	59			4500		<2	
EW-13	57.09	2122.80	10/26/99	11/01/1999	Unfiltered				210	110			6700		<40	
EW-13	61.07	2118.82	05/05/00	05/15/2000	Unfiltered				<250	140			6200		<500	1250
EW-13	65.10	2114.79	12/04/00	12/12/2000	Unfiltered				180	150			5700		<250	<500
EW-13	70.50	2109.39	11/01/01	11/14/2001	Unfiltered				170	210			6900		<250	<500
EW-13	73.80	2106.09	05/20/02	05/29/2002	Unfiltered		<160		<200	200			8300			
EW-13	81.81	2100.05	06/17/04	07/19/2004	Unfiltered	<3.6	<8.8	<11	<12	29	<9.9	<7.1	900 Bk	0.019 Ba	<6.8	<18
EW-13	83.59	2098.27	12/14/04	12/17/2004	Unfiltered	<5.7	<6.9	<7.4	<6.4	<11	<7.8	<7.0	350 Bk	<45	<7.2	<11

Consolidation Data Summary Table - Groundwater
Beaumont Site 1

	Water Level Data					Volatile Organics							
Sample Location	Depth to Water (feet below ground surface)	Groundwater Elevation (feet above mean sea level)	Elevation Date	Sample Date	Filter Status	1,2,4-Trimethylbenzene -ug/L	1,3,5-Trimethylbenzene -ug/L	1,1,2,2-Tetrachloroethane -ug/L	Tetrachloroethene (PCE) -ug/L	Vinyl Acetate -ug/L	Vinyl Chloride -ug/L	m,p-Xylenes -ug/L	o-Xylene -ug/L
EW-12	52.02	2124.77	04/20/99	04/15/1999	Unfiltered			<0.5	1.9		<0.5		
EW-12	57.40	2119.39	10/26/99	11/01/1999	Unfiltered			<5	<5		<5		
EW-12	65.23	2111.56	12/04/00	12/11/2000	Unfiltered			<25	<25		<25		
EW-12	70.80	2105.99	11/01/01	11/09/2001	Unfiltered			<25	<25		<25		
EW-12	74.25	2102.54	05/20/02	05/28/2002	Unfiltered	<40			<40		<40		<20
EW-13	85.40	2094.49	10/29/92	09/16/1992	Unfiltered				<120				
EW-13	85.40	2094.49	10/29/92	10/01/1992	Unfiltered				<15				
EW-13	85.40	2094.49	10/29/92	10/07/1992	Unfiltered				<60				
EW-13	85.40	2094.49	10/29/92	11/12/1992	Unfiltered				<200				
EW-13	85.40	2094.49	10/29/92	11/13/1992	Unfiltered				<1				
EW-13	NA	NA	NA	03/15/1993	Unfiltered				<10				
EW-13	47.44	2132.45	01/08/94	02/21/1994	Unfiltered								
EW-13	0.00	0.00	03/27/95	03/09/1995	Unfiltered			<1	1.3		<0.5	<1	<1
EW-13	0.00	0.00	06/16/95	06/25/1995	Unfiltered			<1 E	4.7 E		<0.5 E	<1	<1
EW-13	0.00	0.00	04/19/96	04/23/1996	Unfiltered			<30	<30		<30		
EW-13	0.00	0.00	10/21/96	10/24/1996	Unfiltered			<0.5	18.2		<0.5		
EW-13	0.00	0.00	04/14/97	04/15/1997	Unfiltered			<0.5	7.2		<0.5		
EW-13	0.00	0.00	10/20/97	10/22/1997	Unfiltered			<0.5	1.7		<0.5		
EW-13	0.00	0.00	04/21/98	05/08/1998	Unfiltered			<0.5	4.6		<0.5		
EW-13	47.90	2131.99	10/13/98	10/22/1998	Unfiltered			<0.5	25.8		<0.5		
EW-13	53.04	2126.85	04/16/99	04/15/1999	Unfiltered			<0.5	<0.5		<0.5		
EW-13	57.09	2122.80	10/26/99	11/01/1999	Unfiltered			<10	23		<10		
EW-13	61.07	2118.82	05/05/00	05/15/2000	Unfiltered			<125	<125		<125		
EW-13	65.10	2114.79	12/04/00	12/12/2000	Unfiltered			<125	<125		<125		
EW-13	70.50	2109.39	11/01/01	11/14/2001	Unfiltered			<125	<125		<125		
EW-13	73.80	2106.09	05/20/02	05/29/2002	Unfiltered	<200			<200		<200		<100
EW-13	81.81	2100.05	06/17/04	07/19/2004	Unfiltered	<5.6	<2.7	<4.9	<5.1	<90	<8.7	<4.2	<4.0
EW-13	83.59	2098.27	12/14/04	12/17/2004	Unfiltered	<5.1	<3.8	<7.3	<5.9	<64	<6.7	<7.6	<4.2

Consolidation Data Summary Table - Groundwater
Beaumont Site 1

	Water Level Data					Volatile Organics										
Sample Location	Depth to Water (feet below ground surface)	Groundwater Elevation (feet above mean sea level)	Elevation Date	Sample Date	Filter Status	1,4-Dioxane -ug/L	N-Nitrosodimethylamine -ng/L	Acetone -ug/L	Bromodichloromethane -ug/L	2-Butanone -ug/L	Bromobenzene -ug/L	Bromochloromethane -ug/L	Bromomethane -ug/L	Bromoform -ug/L	n-Butylbenzene -ug/L	sec-Butylbenzene -ug/L
EW-13	57.71	2124.15	06/01/05	07/06/2005	Unfiltered	880		<310	<14	<210	<23	<34	<150	<31	<15	<10
EW-13	58.57	2123.29	11/30/05	12/14/2005	Unfiltered	2700		<61	<2.7	<42	<4.7	<6.8	<29	<6.2	<2.9	<2.1
EW-13	61.3	2120.561	06/01/06	07/13/2006	Unfiltered	860		410 Jq	<14	<210	<23	<34	<150	<31	<15	<10
EW-13	64.54	2117.321	12/01/06	12/07/2006	Unfiltered	3100		<1200	<50	<1200			<50	<75		
EW-13	67.82	2114.041	05/31/07	06/25/2007	Unfiltered	3400 Jb		<5	<0.2	<5			<0.2	<0.3		
EW-13	74.39	2111.18	05/14/08	06/11/2008	Unfiltered	1800 Jb		12	<1	<5			<1	<1		
EW-13	76.32	2109.252	12/02/08	11/14/2008	Unfiltered	1800		9.8 Jq	<0.2	<5			<0.2	<0.3		
EW-13	78.02	2107.55	05/08/09	06/09/2009	Unfiltered	1600		17 Jq	<0.33	<6.9	<0.33	<0.69	<4.3	<0.55	<0.28	<0.20
EW-13	80.11	2105.46	11/06/2009	11/23/2009	Unfiltered	1300		<5.0	<0.11	<1.2			<0.48	<0.13		
EW-13	80.54	2105.032	05/13/2010	06/18/2010	Unfiltered	4400 Je		<5.0	<0.11	<1.2			<0.48	<0.13		
EW-13	81.60	2103.97	12/20/2010	1/12/2011	Unfiltered	450 Je		<5.0	<0.11	<1.2			<0.48	<0.50		
EW-14	85.22	2096.18	10/29/92	10/07/1992	Unfiltered											
EW-14	85.22	2096.18	10/29/92	10/12/1992	Unfiltered											
EW-14	85.22	2096.18	10/29/92	11/11/1992	Unfiltered											
EW-14	NA	NA	NA	03/18/1993	Unfiltered											
EW-14	52.00	2129.40	05/20/94	04/21/1994	Unfiltered											
EW-14	57.92	2123.48	12/17/94	12/17/1994	Unfiltered				<1				<5	<2		
EW-14	45.96	2135.44	06/16/95	06/21/1995	Unfiltered				<1				<5	<2		
EW-15	85.89	2095.43	10/29/92	09/25/1992	Unfiltered											
EW-15	85.89	2095.43	10/29/92	10/01/1992	Unfiltered											
EW-15	85.89	2095.43	10/29/92	10/07/1992	Unfiltered											
EW-15	85.89	2095.43	10/29/92	11/13/1992	Unfiltered											
EW-15	85.89	2095.43	10/29/92	11/17/1992	Unfiltered											
EW-15	NA	NA	NA	03/22/1993	Unfiltered											
EW-15	52.78	2128.54	04/11/94	04/21/1994	Unfiltered											
EW-15	0.00	0.00	03/27/95	03/10/1995	Unfiltered			<14 E	<1	<6 E			<5	<2		
EW-15	0.00	0.00	06/16/95	06/25/1995	Unfiltered			<14	<1 E	<6			<5 E	<2 E		
EW-15	0.00	0.00	04/19/96	04/23/1996	Unfiltered				<10				<10	<10		

Consolidation Data Summary Table - Groundwater
Beaumont Site 1

	Water Level Data					Volatile Organics									
Sample Location	Depth to Water (feet below ground surface)	Groundwater Elevation (feet above mean sea level)	Elevation Date	Sample Date	Filter Status	tert-Butylbenzene -ug/L	Benzene -ug/L	Carbon Disulfide -ug/L	Chlorobenzene -ug/L	2-Chlorotoluene -ug/L	4-Chlorotoluene -ug/L	Chloroethane -ug/L	Chloromethane -ug/L	Carbon Tetrachloride -ug/L	Chloroform -ug/L
EW-13	57.71	2124.15	06/01/05	07/06/2005	Unfiltered	<8.7	<13	<52	<18	<12	<15	<26	<89	<21	<11
EW-13	58.57	2123.29	11/30/05	12/14/2005	Unfiltered	<1.7	<2.6	<10	<3.6	<2.4	<3.0	<5.2	<18	<4.2	19
EW-13	61.3	2120.561	06/01/06	07/13/2006	Unfiltered	<8.7	<13	<52	<18	<12	<15	<26	<89	<21	11 Jq
EW-13	64.54	2117.321	12/01/06	12/07/2006	Unfiltered		4.6 Jeq	<50	<50			<50	<50	<50	15 Je
EW-13	67.82	2114.041	05/31/07	06/25/2007	Unfiltered		6.3	10	<0.2			1.1	<0.2	0.38 Jq	31
EW-13	74.39	2111.18	05/14/08	06/11/2008	Unfiltered		4 Jq	5.9	<1			<1	<1	<1	7.9
EW-13	76.32	2109.252	12/02/08	11/14/2008	Unfiltered		3.2	4.4	<0.2			0.86 Jq	0.22 Jq	<0.2	3.7
EW-13	78.02	2107.55	05/08/09	06/09/2009	Unfiltered	<0.28	1.4	<1.9	<0.22	<0.55	<0.21	<1.3	<0.49	<0.43	1.9
EW-13	80.11	2105.46	11/06/2009	11/23/2009	Unfiltered		1.3	0.95	<0.23			0.42 Jq	<0.36	<0.15	0.84
EW-13	80.54	2105.032	05/13/2010	06/18/2010	Unfiltered		3.7	<0.36	<0.23			0.82	<0.36	<0.15	8.4
EW-13	81.60	2103.97	12/20/2010	1/12/2011	Unfiltered		0.89	<0.36	<0.23			<0.35	<0.36	<0.15	1.1
EW-14	85.22	2096.18	10/29/92	10/07/1992	Unfiltered										
EW-14	85.22	2096.18	10/29/92	10/12/1992	Unfiltered										
EW-14	85.22	2096.18	10/29/92	11/11/1992	Unfiltered										
EW-14	NA	NA	NA	03/18/1993	Unfiltered										
EW-14	52.00	2129.40	05/20/94	04/21/1994	Unfiltered										
EW-14	57.92	2123.48	12/17/94	12/17/1994	Unfiltered				<2			<2	<2	0.83	2.2
EW-14	45.96	2135.44	06/16/95	06/21/1995	Unfiltered				<2			<2	<2	1.3	3.2
EW-15	85.89	2095.43	10/29/92	09/25/1992	Unfiltered										
EW-15	85.89	2095.43	10/29/92	10/01/1992	Unfiltered										
EW-15	85.89	2095.43	10/29/92	10/07/1992	Unfiltered										
EW-15	85.89	2095.43	10/29/92	11/13/1992	Unfiltered										
EW-15	85.89	2095.43	10/29/92	11/17/1992	Unfiltered										
EW-15	NA	NA	NA	03/22/1993	Unfiltered										
EW-15	52.78	2128.54	04/11/94	04/21/1994	Unfiltered										
EW-15	0.00	0.00	03/27/95	03/10/1995	Unfiltered		<1 E		<2			<2	<2	1.6	<16
EW-15	0.00	0.00	06/16/95	06/25/1995	Unfiltered		<1.1		<1			<2 E	<2 E	3 E	<16 E
EW-15	0.00	0.00	04/19/96	04/23/1996	Unfiltered				<10			<10	<10	<10	11

Consolidation Data Summary Table - Groundwater
Beaumont Site 1

	Water Level Data					Volatile Organics									
Sample Location	Depth to Water (feet below ground surface)	Groundwater Elevation (feet above mean sea level)	Elevation Date	Sample Date	Filter Status	Dibromochloromethane -ug/L	1,2-Dibromo-3-Chloropropane -ug/L	Dibromomethane -ug/L	1,1-Dichloroethane -ug/L	1,2-Dichloroethane -ug/L	1,2-Dichlorobenzene -ug/L	1,3-Dichlorobenzene -ug/L	1,4-Dichlorobenzene -ug/L	1,1-Dichloroethene -ug/L	cis-1,2-Dichloroethene -ug/L
EW-13	57.71	2124.15	06/01/05	07/06/2005	Unfiltered	<23	<120	<21	73	140	<12	<19	<15	3600	300
EW-13	58.57	2123.29	11/30/05	12/14/2005	Unfiltered	<4.5	<25	<4.2	170	400	<2.4	<3.8	<3.0	9700	690
EW-13	61.3	2120.561	06/01/06	07/13/2006	Unfiltered	<23	<120	<21	100	210	<12	<19	<15	5600	430
EW-13	64.54	2117.321	12/01/06	12/07/2006	Unfiltered	<50			220 Je	360				11000	940
EW-13	67.82	2114.041	05/31/07	06/25/2007	Unfiltered	<0.2			260	680				14000	990
EW-13	74.39	2111.18	05/14/08	06/11/2008	Unfiltered	<1			150	360				7500	310
EW-13	76.32	2109.252	12/02/08	11/14/2008	Unfiltered	<0.2			120	340				5900	470
EW-13	78.02	2107.55	05/08/09	06/09/2009	Unfiltered	<0.48	<3.1	<0.59	48	130	<0.27	<0.28	<0.21	2900	280
EW-13	80.11	2105.46	11/06/2009	11/23/2009	Unfiltered	<0.37			38	190	<0.20	<0.15	<0.072	2600	500
EW-13	80.54	2105.032	05/13/2010	06/18/2010	Unfiltered	<0.37			160	380	<0.20	<0.15	<0.072	10000	430
EW-13	81.60	2103.97	12/20/2010	1/12/2011	Unfiltered	<0.37			23	47	<0.20	<0.15	<0.072	1900	130
EW-14	85.22	2096.18	10/29/92	10/07/1992	Unfiltered					<160				7900	
EW-14	85.22	2096.18	10/29/92	10/12/1992	Unfiltered					<1000				1600	
EW-14	85.22	2096.18	10/29/92	11/11/1992	Unfiltered					<200				2000	
EW-14	NA	NA	NA	03/18/1993	Unfiltered					<160				2390	
EW-14	52.00	2129.40	05/20/94	04/21/1994	Unfiltered					1890				4960	
EW-14	57.92	2123.48	12/17/94	12/17/1994	Unfiltered	<1			7.7	11	<3	<2	<2	680 E	3.3
EW-14	45.96	2135.44	06/16/95	06/21/1995	Unfiltered	<1			<12	<25	<3	<2	<2	320	6
EW-15	85.89	2095.43	10/29/92	09/25/1992	Unfiltered					<1600				33000	
EW-15	85.89	2095.43	10/29/92	10/01/1992	Unfiltered					<320				2600	
EW-15	85.89	2095.43	10/29/92	10/07/1992	Unfiltered					<16				280	
EW-15	85.89	2095.43	10/29/92	11/13/1992	Unfiltered					23				1100	
EW-15	85.89	2095.43	10/29/92	11/17/1992	Unfiltered					<100				790	
EW-15	NA	NA	NA	03/22/1993	Unfiltered					<800				37220	
EW-15	52.78	2128.54	04/11/94	04/21/1994	Unfiltered					136.5				6525	
EW-15	0.00	0.00	03/27/95	03/10/1995	Unfiltered	<1			46	44	<3	<2	<2	1600	<13
EW-15	0.00	0.00	06/16/95	06/25/1995	Unfiltered	<1 E			<200 E	150 E	<1	<1	<1	1400 E	20 E
EW-15	0.00	0.00	04/19/96	04/23/1996	Unfiltered	<10			26	44	<10	<10	<10	<1000	<10

Consolidation Data Summary Table - Groundwater
Beaumont Site 1

	Water Level Data						Volatile Organics									
Sample Location	Depth to Water (feet below ground surface)	Groundwater Elevation (feet above mean sea level)	Elevation Date	Sample Date	Filter Status	trans-1,2-Dichloroethene -ug/L	1,1-Dichloropropene -ug/L	cis-1,3-Dichloropropene -ug/L	trans-1,3-Dichloropropene -ug/L	1,2-Dichloropropane -ug/L	1,3-Dichloropropane -ug/L	2,2-Dichloropropane -ug/L	1,2-Dibromoethane -ug/L	Dichlorodifluoromethane -ug/L	Ethylbenzene -ug/L	Ethene -ug/L
EW-13	57.71	2124.15	06/01/05	07/06/2005	Unfiltered	<15	<11	<23	<15	<14	<15	<20	<40	<13	<8.7	
EW-13	58.57	2123.29	11/30/05	12/14/2005	Unfiltered	3.4 Jq	<2.1	<4.5	<3.1	<2.8	<3.0	<4.0	<8.1	<2.7	<1.7	
EW-13	61.3	2120.561	06/01/06	07/13/2006	Unfiltered	<15	<11	<23	<15	<14	<15	<20	<40	<13	<8.7	
EW-13	64.54	2117.321	12/01/06	12/07/2006	Unfiltered	4.9 Jeq		<50	<50	<50					<50	
EW-13	67.82	2114.041	05/31/07	06/25/2007	Unfiltered	10		<0.2	<0.2	0.43 Jq					<0.2	
EW-13	74.39	2111.18	05/14/08	06/11/2008	Unfiltered	5.8		<1	<1	<1					<1	
EW-13	76.32	2109.252	12/02/08	11/14/2008	Unfiltered	2.1		<0.2	<0.2	<0.2					<0.2	
EW-13	78.02	2107.55	05/08/09	06/09/2009	Unfiltered	1.1	<0.26	<0.28	<0.36	<0.38	<0.38	<0.46	<0.47	<0.49	<0.22	
EW-13	80.11	2105.46	11/06/2009	11/23/2009	Unfiltered	1.1		<0.30	<0.24	<0.19					<0.26	
EW-13	80.54	2105.032	05/13/2010	06/18/2010	Unfiltered	3.0		<0.30	<0.24	<0.19					<0.26	81
EW-13	81.60	2103.97	12/20/2010	1/12/2011	Unfiltered	0.86		<0.30	<0.24	<0.19					<0.26	14.00
EW-14	85.22	2096.18	10/29/92	10/07/1992	Unfiltered											
EW-14	85.22	2096.18	10/29/92	10/12/1992	Unfiltered											
EW-14	85.22	2096.18	10/29/92	11/11/1992	Unfiltered											
EW-14	NA	NA	NA	03/18/1993	Unfiltered											
EW-14	52.00	2129.40	05/20/94	04/21/1994	Unfiltered											
EW-14	57.92	2123.48	12/17/94	12/17/1994	Unfiltered	<1		<0.5	<0.5	<1				<5		
EW-14	45.96	2135.44	06/16/95	06/21/1995	Unfiltered	<1		<0.5	<0.5	<1				<5		
EW-15	85.89	2095.43	10/29/92	09/25/1992	Unfiltered											
EW-15	85.89	2095.43	10/29/92	10/01/1992	Unfiltered											
EW-15	85.89	2095.43	10/29/92	10/07/1992	Unfiltered											
EW-15	85.89	2095.43	10/29/92	11/13/1992	Unfiltered											
EW-15	85.89	2095.43	10/29/92	11/17/1992	Unfiltered											
EW-15	NA	NA	NA	03/22/1993	Unfiltered											
EW-15	52.78	2128.54	04/11/94	04/21/1994	Unfiltered											
EW-15	0.00	0.00	03/27/95	03/10/1995	Unfiltered	3.4		<0.5	<0.5	7.7				<5	<1 E	
EW-15	0.00	0.00	06/16/95	06/25/1995	Unfiltered	<1.9 E		<0.5 E	<0.5 E	<1 E				<5 E	<1	
EW-15	0.00	0.00	04/19/96	04/23/1996	Unfiltered	<10		<10	<10	<10						

Consolidation Data Summary Table - Groundwater
Beaumont Site 1

	Water Level Data						Volatile Organics									
Sample Location	Depth to Water (feet below ground surface)	Groundwater Elevation (feet above mean sea level)	Elevation Date	Sample Date	Filter Status	Ethane -ug/L	Hexachlorobutadiene -ug/L	2-Hexanone -ug/L	p-Isopropyltoluene -ug/L	Isopropylbenzene -ug/L	Methane -ug/L	4-Methyl-2-Pentanone -ug/L	Methyl tert-butyl ether (MTBE) -ug/L	Methylene Chloride -ug/L	Naphthalene -ug/L	n-Propylbenzene -ug/L
EW-13	57.71	2124.15	06/01/05	07/06/2005	Unfiltered			<93	<10	<12		<120	<15	<130	<48	<15
EW-13	58.57	2123.29	11/30/05	12/14/2005	Unfiltered			<19	<2.1	<2.4		<24	<2.9	<26	<9.5	<3.0
EW-13	61.3	2120.561	06/01/06	07/13/2006	Unfiltered			<93	<10	<12		<120	<15	<130	<48	<15
EW-13	64.54	2117.321	12/01/06	12/07/2006	Unfiltered			<1200				<1200	<50	5.2 Jeq		
EW-13	67.82	2114.041	05/31/07	06/25/2007	Unfiltered			<5				<5	<0.2	5.1		
EW-13	74.39	2111.18	05/14/08	06/11/2008	Unfiltered			<5				<5	<1	<50		
EW-13	76.32	2109.252	12/02/08	11/14/2008	Unfiltered			<5				<5	<0.2	3.6		
EW-13	78.02	2107.55	05/08/09	06/09/2009	Unfiltered			<6.9	<0.26	<0.23		<4.4	<0.30	<2.6	<2.5	<0.79
EW-13	80.11	2105.46	11/06/2009	11/23/2009	Unfiltered			<1.2				<0.95	<0.29	1.3 BJkq		
EW-13	80.54	2105.032	05/13/2010	06/18/2010	Unfiltered	57		<1.2			79	<0.95	<0.29	3.0		
EW-13	81.60	2103.97	12/20/2010	1/12/2011	Unfiltered	11.00		<1.2			23.00	<0.95	<0.43	0.90 BJkq		
EW-14	85.22	2096.18	10/29/92	10/07/1992	Unfiltered											
EW-14	85.22	2096.18	10/29/92	10/12/1992	Unfiltered											
EW-14	85.22	2096.18	10/29/92	11/11/1992	Unfiltered											
EW-14	NA	NA	NA	03/18/1993	Unfiltered											
EW-14	52.00	2129.40	05/20/94	04/21/1994	Unfiltered											
EW-14	57.92	2123.48	12/17/94	12/17/1994	Unfiltered									<2		
EW-14	45.96	2135.44	06/16/95	06/21/1995	Unfiltered									<2		
EW-15	85.89	2095.43	10/29/92	09/25/1992	Unfiltered											
EW-15	85.89	2095.43	10/29/92	10/01/1992	Unfiltered											
EW-15	85.89	2095.43	10/29/92	10/07/1992	Unfiltered											
EW-15	85.89	2095.43	10/29/92	11/13/1992	Unfiltered											
EW-15	85.89	2095.43	10/29/92	11/17/1992	Unfiltered											
EW-15	NA	NA	NA	03/22/1993	Unfiltered											
EW-15	52.78	2128.54	04/11/94	04/21/1994	Unfiltered											
EW-15	0.00	0.00	03/27/95	03/10/1995	Unfiltered									4		
EW-15	0.00	0.00	06/16/95	06/25/1995	Unfiltered									<2 E		
EW-15	0.00	0.00	04/19/96	04/23/1996	Unfiltered									<40		

Consolidation Data Summary Table - Groundwater
Beaumont Site 1

	Water Level Data					Volatile Organics										
Sample Location	Depth to Water (feet below ground surface)	Groundwater Elevation (feet above mean sea level)	Elevation Date	Sample Date	Filter Status	Styrene -ug/L	Toluene -ug/L	1,1,1,2-Tetrachloroethane -ug/L	1,1,1-Trichloroethane -ug/L	1,1,2-Trichloroethane -ug/L	1,2,3-Trichlorobenzene -ug/L	1,2,4-Trichlorobenzene -ug/L	Trichloroethene -ug/L	1,2,3-Trichloropropane -ug/L	Trichlorofluoromethane -ug/L	1,1,2-Trichloro-1,2,2-Trifluoroethane -ug/L
EW-13	57.71	2124.15	06/01/05	07/06/2005	Unfiltered	<14	<17	<19	<16	<27	<20	<17	590 Bk	<110	<18	<27
EW-13	58.57	2123.29	11/30/05	12/14/2005	Unfiltered	<2.9	<3.5	<3.7	20	91	<3.9	<3.5	2100	<23	<3.6	<5.4
EW-13	61.3	2120.561	06/01/06	07/13/2006	Unfiltered	<14	<17	<19	<16	38 Jq	<20	<17	770	<110	<18	<27
EW-13	64.54	2117.321	12/01/06	12/07/2006	Unfiltered	<50	<50		7.5 Jeq	97 Je			1600			
EW-13	67.82	2114.041	05/31/07	06/25/2007	Unfiltered	<0.2	0.22 Jq		7.2	130			3200			
EW-13	74.39	2111.18	05/14/08	06/11/2008	Unfiltered	<1	<1		<1	56			1900			
EW-13	76.32	2109.252	12/02/08	11/14/2008	Unfiltered	<0.2	<0.2		0.44 Jq	37			1200			
EW-13	78.02	2107.55	05/08/09	06/09/2009	Unfiltered	<0.30	<0.33	<0.35	<0.45	16	<0.31	<0.49	460	<1.3	<0.31	<0.64
EW-13	80.11	2105.46	11/06/2009	11/23/2009	Unfiltered	<0.22	<0.22		<0.12	14			310	<0.29	<0.16	
EW-13	80.54	2105.032	05/13/2010	06/18/2010	Unfiltered	<0.22	<0.22		1.3	56			1600	<0.29	<0.16	
EW-13	81.60	2103.97	12/20/2010	1/12/2011	Unfiltered	<0.22	<0.22		0.13 Jq	7.2			560	<0.29	<0.16	
EW-14	85.22	2096.18	10/29/92	10/07/1992	Unfiltered				400				560			
EW-14	85.22	2096.18	10/29/92	10/12/1992	Unfiltered				<3000				<2000			
EW-14	85.22	2096.18	10/29/92	11/11/1992	Unfiltered				190				160			
EW-14	NA	NA	NA	03/18/1993	Unfiltered				<100				365			
EW-14	52.00	2129.40	05/20/94	04/21/1994	Unfiltered				1160							
EW-14	57.92	2123.48	12/17/94	12/17/1994	Unfiltered				150	2.6			600 E		<5	
EW-14	45.96	2135.44	06/16/95	06/21/1995	Unfiltered				66	10			210		<5	
EW-15	85.89	2095.43	10/29/92	09/25/1992	Unfiltered				1700				4300			
EW-15	85.89	2095.43	10/29/92	10/01/1992	Unfiltered				<200				600			
EW-15	85.89	2095.43	10/29/92	10/07/1992	Unfiltered				13				35			
EW-15	85.89	2095.43	10/29/92	11/13/1992	Unfiltered				37				59			
EW-15	85.89	2095.43	10/29/92	11/17/1992	Unfiltered				23				42			
EW-15	NA	NA	NA	03/22/1993	Unfiltered				<500				2325			
EW-15	52.78	2128.54	04/11/94	04/21/1994	Unfiltered				865				1425			
EW-15	0.00	0.00	03/27/95	03/10/1995	Unfiltered		<1 E		91	4.6			410		<5	
EW-15	0.00	0.00	06/16/95	06/25/1995	Unfiltered		<1		240 E	9.3 E			770 E		<5 E	
EW-15	0.00	0.00	04/19/96	04/23/1996	Unfiltered				36	<10			310		<10	<10

Consolidation Data Summary Table - Groundwater
Beaumont Site 1

	Water Level Data					Volatile Organics							
Sample Location	Depth to Water (feet below ground surface)	Groundwater Elevation (feet above mean sea level)	Elevation Date	Sample Date	Filter Status	1,2,4-Trimethylbenzene -ug/L	1,3,5-Trimethylbenzene -ug/L	1,1,2,2-Tetrachloroethane -ug/L	Tetrachloroethene (PCE) -ug/L	Vinyl Acetate -ug/L	Vinyl Chloride -ug/L	m,p-Xylenes -ug/L	o-Xylene -ug/L
EW-13	57.71	2124.15	06/01/05	07/06/2005	Unfiltered	<13	<9.4	<18	<15	<160	<17	<19	<10
EW-13	58.57	2123.29	11/30/05	12/14/2005	Unfiltered	<2.6	<1.9	<3.7	6.5 Jq	<32	9.7	<3.8	<2.1
EW-13	61.3	2120.561	06/01/06	07/13/2006	Unfiltered	<13	<9.4	<18	<15	<160	<17	<19	<10
EW-13	64.54	2117.321	12/01/06	12/07/2006	Unfiltered			<50	2.9 Jeq		17 Je	<120	<50
EW-13	67.82	2114.041	05/31/07	06/25/2007	Unfiltered			<0.2	4.7		35	<0.5	<20
EW-13	74.39	2111.18	05/14/08	06/11/2008	Unfiltered			<1	7		18	<2	<1
EW-13	76.32	2109.252	12/02/08	11/14/2008	Unfiltered			<0.2	4.8		17	<0.5	<0.2
EW-13	78.02	2107.55	05/08/09	06/09/2009	Unfiltered	<0.24	<0.23	<0.44	1.5	<7.1	8.0	<0.45	<0.24
EW-13	80.11	2105.46	11/06/2009	11/23/2009	Unfiltered			<0.29	1.4	<0.48	5.5	<0.36	<0.41
EW-13	80.54	2105.032	05/13/2010	06/18/2010	Unfiltered			<0.29	8.6	<0.48	26	<0.36	<0.41
EW-13	81.60	2103.97	12/20/2010	1/12/2011	Unfiltered			<0.29	2.1	<0.48	36	<0.36	<0.41
EW-14	85.22	2096.18	10/29/92	10/07/1992	Unfiltered				<300				
EW-14	85.22	2096.18	10/29/92	10/12/1992	Unfiltered				<1000				
EW-14	85.22	2096.18	10/29/92	11/11/1992	Unfiltered				<200				
EW-14	NA	NA	NA	03/18/1993	Unfiltered				<300				
EW-14	52.00	2129.40	05/20/94	04/21/1994	Unfiltered				210				
EW-14	57.92	2123.48	12/17/94	12/17/1994	Unfiltered			<1	1.9		<0.5		
EW-14	45.96	2135.44	06/16/95	06/21/1995	Unfiltered			<1	2.7		<0.5		
EW-15	85.89	2095.43	10/29/92	09/25/1992	Unfiltered				<3000				
EW-15	85.89	2095.43	10/29/92	10/01/1992	Unfiltered				<600				
EW-15	85.89	2095.43	10/29/92	10/07/1992	Unfiltered				<30				
EW-15	85.89	2095.43	10/29/92	11/13/1992	Unfiltered				1.2				
EW-15	85.89	2095.43	10/29/92	11/17/1992	Unfiltered				<100				
EW-15	NA	NA	NA	03/22/1993	Unfiltered				<1500				
EW-15	52.78	2128.54	04/11/94	04/21/1994	Unfiltered								
EW-15	0.00	0.00	03/27/95	03/10/1995	Unfiltered			<1	1.7		<0.5	<1 E	<1 E
EW-15	0.00	0.00	06/16/95	06/25/1995	Unfiltered			<1 E	4.6 E		<0.5 E	<1	<1
EW-15	0.00	0.00	04/19/96	04/23/1996	Unfiltered			<10	<10		<10		

Consolidation Data Summary Table - Groundwater
Beaumont Site 1

	Water Level Data					Volatile Organics										
Sample Location	Depth to Water (feet below ground surface)	Groundwater Elevation (feet above mean sea level)	Elevation Date	Sample Date	Filter Status	1,4-Dioxane -ug/L	N-Nitrosodimethylamine -ng/L	Acetone -ug/L	Bromodichloromethane -ug/L	2-Butanone -ug/L	Bromobenzene -ug/L	Bromochloromethane -ug/L	Bromomethane -ug/L	Bromoform -ug/L	n-Butylbenzene -ug/L	sec-Butylbenzene -ug/L
EW-15	0.00	0.00	10/21/96	10/24/1996	Unfiltered				<0.5				<0.5	<1		
EW-15	0.00	0.00	04/14/97	04/15/1997	Unfiltered				<0.5				<0.5	<1		
EW-15	0.00	0.00	10/20/97	10/21/1997	Unfiltered				<0.5				<0.5	<1		
EW-15	0.00	0.00	04/21/98	05/04/1998	Unfiltered				<0.5				<0.5	<0.5		
EW-15	49.22	2132.10	10/13/98	10/23/1998	Unfiltered				<0.5				<0.5	<0.5		
EW-15	54.06	2127.26	04/19/99	04/15/1999	Unfiltered				<0.5				<2	<2		
EW-15	59.04	2122.28	10/26/99	11/01/1999	Unfiltered				<10				<40	<40		
EW-15	67.07	2114.25	12/04/00	12/11/2000	Unfiltered				<200				<200	<200		
EW-15	72.60	2108.72	11/01/01	11/14/2001	Unfiltered				<250				<125	<250		
EW-15	75.60	2105.72	05/20/02	05/29/2002	Unfiltered											
EW-15	75.60	2105.72	05/20/02	05/30/2002	Unfiltered	590										
EW-15	78.19	2105.91	11/06/2009	11/24/2009	Unfiltered	590		<5.0	<0.11	<1.2			<0.48	<0.13		
EW-15	78.48	2105.62	03/25/10	4/1/2010	Unfiltered	82		<5.0	<0.11	<1.2			<0.48	<0.13		
EW-15	77.75	2106.35	05/13/2010	06/18/2010	Unfiltered	370 Je		<5.0	<0.11	<1.2			<0.48	<0.13		
EW-15	78.63	2104.92	9/1/2010	9/15/2010	Unfiltered	430		<5.0	<0.11	<1.2			<0.48	<0.13		
EW-15	77.73	2105.82	12/20/2010	1/11/2011	Unfiltered	48		<5.0	<0.11	<1.2			<0.48	<0.50		
EW-16	86.55	2095.75	10/29/92	09/22/1992	Unfiltered											
EW-16	86.55	2095.75	10/29/92	10/01/1992	Unfiltered											
EW-16	86.55	2095.75	10/29/92	10/07/1992	Unfiltered											
EW-16	NA	NA	NA	03/25/1993	Unfiltered											
EW-16	0.00	0.00	03/27/95	03/10/1995	Unfiltered			<14 E	<1 E	<6 E			<5 E	<2 E		
EW-16	0.00	0.00	06/16/95	06/25/1995	Unfiltered			<14	<1 E	<6			<5 E	<2 E		
EW-16	0.00	0.00	04/19/96	04/23/1996	Unfiltered				<30				<30	<30		
EW-16	0.00	0.00	10/21/96	10/24/1996	Unfiltered				<0.5				<0.5	<1		
EW-16	0.00	0.00	04/17/97	04/15/1997	Unfiltered				<0.5				<0.5	<1		
EW-16	0.00	0.00	10/20/97	10/21/1997	Unfiltered				<0.5				<0.5	<1		
EW-16	0.00	0.00	04/21/98	05/08/1998	Unfiltered				<0.5				<0.5	<0.5		
EW-16	49.88	2132.42	10/13/98	10/23/1998	Unfiltered				<0.5				<0.5	<0.5		

Consolidation Data Summary Table - Groundwater
Beaumont Site 1

	Water Level Data					Volatile Organics									
Sample Location	Depth to Water (feet below ground surface)	Groundwater Elevation (feet above mean sea level)	Elevation Date	Sample Date	Filter Status	tert-Butylbenzene -ug/L	Benzene -ug/L	Carbon Disulfide -ug/L	Chlorobenzene -ug/L	2-Chlorotoluene -ug/L	4-Chlorotoluene -ug/L	Chloroethane -ug/L	Chloromethane -ug/L	Carbon Tetrachloride -ug/L	Chloroform -ug/L
EW-15	0.00	0.00	10/21/96	10/24/1996	Unfiltered				<0.5			<1	<1	<0.5	10.3
EW-15	0.00	0.00	04/14/97	04/15/1997	Unfiltered				<0.5			<1	<1	<0.5	11.1
EW-15	0.00	0.00	10/20/97	10/21/1997	Unfiltered				<0.5			<1	<1	3	19.3
EW-15	0.00	0.00	04/21/98	05/04/1998	Unfiltered				<0.5			<0.5	<0.5	6.2	19
EW-15	49.22	2132.10	10/13/98	10/23/1998	Unfiltered				<0.5			<0.5	<0.5	11.1	43.9
EW-15	54.06	2127.26	04/19/99	04/15/1999	Unfiltered				<0.5			<2	<2	<0.5	100
EW-15	59.04	2122.28	10/26/99	11/01/1999	Unfiltered				<10			<40	<40	<10	61
EW-15	67.07	2114.25	12/04/00	12/11/2000	Unfiltered				<100			<200	<200	<100	<100
EW-15	72.60	2108.72	11/01/01	11/14/2001	Unfiltered				<125			<250	<250	<125	<250
EW-15	75.60	2105.72	05/20/02	05/29/2002	Unfiltered									<50	<100
EW-15	75.60	2105.72	05/20/02	05/30/2002	Unfiltered										
EW-15	78.19	2105.91	11/06/2009	11/24/2009	Unfiltered		3.1	<0.36	0.71			<0.35	<0.36	6.4	48
EW-15	78.48	2105.62	03/25/10	4/1/2010	Unfiltered		0.36 Jq	<0.36	<0.23			<0.35	<0.36	<0.15	0.62
EW-15	77.75	2106.35	05/13/2010	06/18/2010	Unfiltered		1.6	<0.36	0.24 Jq			1.0	<0.36	<0.15	5.1
EW-15	78.63	2104.92	9/1/2010	9/15/2010	Unfiltered		2.4	<0.36	0.34 Jq			1.4	<0.36	<0.15	6.2
EW-15	77.73	2105.82	12/20/2010	1/11/2011	Unfiltered		<0.14	<0.36	<0.23			<0.35	<0.36	<0.15	1.4
EW-16	86.55	2095.75	10/29/92	09/22/1992	Unfiltered										
EW-16	86.55	2095.75	10/29/92	10/01/1992	Unfiltered										
EW-16	86.55	2095.75	10/29/92	10/07/1992	Unfiltered										
EW-16	NA	NA	NA	03/25/1993	Unfiltered										
EW-16	0.00	0.00	03/27/95	03/10/1995	Unfiltered		<1 U		<1 E			<2 E	<2 E	6.3 E	66 E
EW-16	0.00	0.00	06/16/95	06/25/1995	Unfiltered		<1		<1			<2 E	<2 E	3.2 E	<100 E
EW-16	0.00	0.00	04/19/96	04/23/1996	Unfiltered				<30			<30	<30	<30	<30
EW-16	0.00	0.00	10/21/96	10/24/1996	Unfiltered				<0.5			<1	<1	<0.5	16
EW-16	0.00	0.00	04/17/97	04/15/1997	Unfiltered				<0.5			<1	<1	<0.5	12.5
EW-16	0.00	0.00	10/20/97	10/21/1997	Unfiltered				<0.5			<1	<1	3.1	17.9
EW-16	0.00	0.00	04/21/98	05/08/1998	Unfiltered				<0.5			<0.5	<0.5	5	20.8
EW-16	49.88	2132.42	10/13/98	10/23/1998	Unfiltered				<0.5			<0.5	<0.5	6	74.1

Consolidation Data Summary Table - Groundwater
Beaumont Site 1

	Water Level Data					Volatile Organics									
Sample Location	Depth to Water (feet below ground surface)	Groundwater Elevation (feet above mean sea level)	Elevation Date	Sample Date	Filter Status	Dibromochloromethane -ug/L	1,2-Dibromo-3-Chloropropane -ug/L	Dibromomethane -ug/L	1,1-Dichloroethane -ug/L	1,2-Dichloroethane -ug/L	1,2-Dichlorobenzene -ug/L	1,3-Dichlorobenzene -ug/L	1,4-Dichlorobenzene -ug/L	1,1-Dichloroethene -ug/L	cis-1,2-Dichloroethene -ug/L
EW-15	0.00	0.00	10/21/96	10/24/1996	Unfiltered	<0.5			19.5	19.6	<0.5	<0.5	<0.5	655	
EW-15	0.00	0.00	04/14/97	04/15/1997	Unfiltered	<0.5			19.1	24.5	<0.5	<0.5	<0.5	410	
EW-15	0.00	0.00	10/20/97	10/21/1997	Unfiltered	<0.5			44.3	43.3	<0.5	<0.5	<0.5	746	
EW-15	0.00	0.00	04/21/98	05/04/1998	Unfiltered	<0.5			76.7	122	<0.5	<0.5	<0.5	2496	
EW-15	49.22	2132.10	10/13/98	10/23/1998	Unfiltered	<0.5			308	540	<0.5	<0.5	<0.5	8160	
EW-15	54.06	2127.26	04/19/99	04/15/1999	Unfiltered	<0.5			250	240	<1	<1	<1	9700	53
EW-15	59.04	2122.28	10/26/99	11/01/1999	Unfiltered	<10			300	270	<20	<20	<20	8900	71
EW-15	67.07	2114.25	12/04/00	12/11/2000	Unfiltered	<200			330	230	<100	<100	<100	14000	<100
EW-15	72.60	2108.72	11/01/01	11/14/2001	Unfiltered	<250			340	270	<125	<125	<125	250	<125
EW-15	75.60	2105.72	05/20/02	05/29/2002	Unfiltered				340	280				12000	<100
EW-15	75.60	2105.72	05/20/02	05/30/2002	Unfiltered										
EW-15	78.19	2105.91	11/06/2009	11/24/2009	Unfiltered	<0.37			240	160 Jq	<0.20	<0.15	<0.072	8200	81
EW-15	78.48	2105.62	03/25/10	4/1/2010	Unfiltered	<0.37			21	33	<0.20	<0.15	<0.072	570	20
EW-15	77.75	2106.35	05/13/2010	06/18/2010	Unfiltered	<0.37			140	160	<0.20	<0.15	<0.072	5900	76
EW-15	78.63	2104.92	9/1/2010	9/15/2010	Unfiltered	<0.37			190	220	<0.20	<0.15	<0.072	7200	96
EW-15	77.73	2105.82	12/20/2010	1/11/2011	Unfiltered	<0.37			19	24	<0.20	<0.15	<0.072	530	12
EW-16	86.55	2095.75	10/29/92	09/22/1992	Unfiltered					<3200				45000	
EW-16	86.55	2095.75	10/29/92	10/01/1992	Unfiltered					<3200				29000	
EW-16	86.55	2095.75	10/29/92	10/07/1992	Unfiltered					<160				2400	
EW-16	NA	NA	NA	03/25/1993	Unfiltered					<2000				17280	
EW-16	0.00	0.00	03/27/95	03/10/1995	Unfiltered	<1 E			43 E	29 E	<1 E	<1 E	<1 E	93 E	<12 E
EW-16	0.00	0.00	06/16/95	06/25/1995	Unfiltered	<1 E			22 E	17 E	<1	<1	<1	930 E	6.1 E
EW-16	0.00	0.00	04/19/96	04/23/1996	Unfiltered	<30			<30	<30	<30	<30	<30	1600	<30
EW-16	0.00	0.00	10/21/96	10/24/1996	Unfiltered	<0.5			12.4	8.3	<0.5	<0.5	<0.5	1192	
EW-16	0.00	0.00	04/17/97	04/15/1997	Unfiltered	<0.5			8.7	6.2	<0.5	<0.5	<0.5	808	
EW-16	0.00	0.00	10/20/97	10/21/1997	Unfiltered	<0.5			21	6.95	<0.5	<0.5	<0.5	1224	
EW-16	0.00	0.00	04/21/98	05/08/1998	Unfiltered	<0.5			27.5	8.7	<0.5	<0.5	<0.5	1280	
EW-16	49.88	2132.42	10/13/98	10/23/1998	Unfiltered	<0.5			62	30.2	<0.5	<0.5	<0.5	6000	

Consolidation Data Summary Table - Groundwater
Beaumont Site 1

	Water Level Data					Volatile Organics										
Sample Location	Depth to Water (feet below ground surface)	Groundwater Elevation (feet above mean sea level)	Elevation Date	Sample Date	Filter Status	trans-1,2-Dichloroethene -ug/L	1,1-Dichloropropene -ug/L	cis-1,3-Dichloropropene -ug/L	trans-1,3-Dichloropropene -ug/L	1,2-Dichloropropane -ug/L	1,3-Dichloropropane -ug/L	2,2-Dichloropropane -ug/L	1,2-Dibromoethane -ug/L	Dichlorodifluoromethane -ug/L	Ethylbenzene -ug/L	Ethene -ug/L
EW-15	0.00	0.00	10/21/96	10/24/1996	Unfiltered	<0.5		<0.5	<0.5	<0.5				<0.5		
EW-15	0.00	0.00	04/14/97	04/15/1997	Unfiltered	<0.5		<0.5	<0.5	<0.5				<0.5		
EW-15	0.00	0.00	10/20/97	10/21/1997	Unfiltered	<0.5		<0.5	<0.5	<0.5				<0.5		
EW-15	0.00	0.00	04/21/98	05/04/1998	Unfiltered	<0.5		<0.5	<0.5	<0.5				<0.5		
EW-15	49.22	2132.10	10/13/98	10/23/1998	Unfiltered	28.2		<0.5	<0.5	<0.5				<0.5		
EW-15	54.06	2127.26	04/19/99	04/15/1999	Unfiltered	<0.5		<0.5	<0.5	<0.5				<2		
EW-15	59.04	2122.28	10/26/99	11/01/1999	Unfiltered	<10		<10	<10	<10				<40		
EW-15	67.07	2114.25	12/04/00	12/11/2000	Unfiltered	<100		<100	<100	<100				<200		
EW-15	72.60	2108.72	11/01/01	11/14/2001	Unfiltered	<125		<125	<125	<125				<200		
EW-15	75.60	2105.72	05/20/02	05/29/2002	Unfiltered	<100										
EW-15	75.60	2105.72	05/20/02	05/30/2002	Unfiltered											
EW-15	78.19	2105.91	11/06/2009	11/24/2009	Unfiltered	6.1		<0.30	<0.24	<0.19					<0.26	
EW-15	78.48	2105.62	03/25/10	4/1/2010	Unfiltered	0.40 Jq		<0.30	<0.24	<0.19					<0.26	
EW-15	77.75	2106.35	05/13/2010	06/18/2010	Unfiltered	2.1		<0.30	<0.24	<0.19					<0.26	68
EW-15	78.63	2104.92	9/1/2010	9/15/2010	Unfiltered	3.3		<0.30	<0.24	<0.19					<0.26	
EW-15	77.73	2105.82	12/20/2010	1/11/2011	Unfiltered	<0.10		<0.30	<0.24	<0.19					<0.26	7.50
EW-16	86.55	2095.75	10/29/92	09/22/1992	Unfiltered											
EW-16	86.55	2095.75	10/29/92	10/01/1992	Unfiltered											
EW-16	86.55	2095.75	10/29/92	10/07/1992	Unfiltered											
EW-16	NA	NA	NA	03/25/1993	Unfiltered											
EW-16	0.00	0.00	03/27/95	03/10/1995	Unfiltered	5 E		<0.5 E	<0.5 E	<1 E				<5 E	<1 E	
EW-16	0.00	0.00	06/16/95	06/25/1995	Unfiltered	<1 E		<0.5 E	<0.5 E	<1 E				<5 E	<1	
EW-16	0.00	0.00	04/19/96	04/23/1996	Unfiltered	<30		<30	<30	<30						
EW-16	0.00	0.00	10/21/96	10/24/1996	Unfiltered	<0.5		<0.5	<0.5	<0.5				<0.5		
EW-16	0.00	0.00	04/17/97	04/15/1997	Unfiltered	<0.5		<0.5	<0.5	<0.5				<0.5		
EW-16	0.00	0.00	10/20/97	10/21/1997	Unfiltered	<0.5		<0.5	<0.5	<0.5				<0.5		
EW-16	0.00	0.00	04/21/98	05/08/1998	Unfiltered	<0.5		<0.5	<0.5	<0.5				<0.5		
EW-16	49.88	2132.42	10/13/98	10/23/1998	Unfiltered	3.5		<0.5	<0.5	<0.5				<0.5		

Consolidation Data Summary Table - Groundwater
Beaumont Site 1

	Water Level Data					Volatile Organics										
Sample Location	Depth to Water (feet below ground surface)	Groundwater Elevation (feet above mean sea level)	Elevation Date	Sample Date	Filter Status	Ethane -ug/L	Hexachlorobutadiene -ug/L	2-Hexanone -ug/L	p-Isopropyltoluene -ug/L	Isopropylbenzene -ug/L	Methane -ug/L	4-Methyl-2-Pentanone -ug/L	Methyl tert-butyl ether (MTBE) -ug/L	Methylene Chloride -ug/L	Naphthalene -ug/L	n-Propylbenzene -ug/L
EW-15	0.00	0.00	10/21/96	10/24/1996	Unfiltered									<2		
EW-15	0.00	0.00	04/14/97	04/15/1997	Unfiltered									<2		
EW-15	0.00	0.00	10/20/97	10/21/1997	Unfiltered									<2		
EW-15	0.00	0.00	04/21/98	05/04/1998	Unfiltered									<0.5		
EW-15	49.22	2132.10	10/13/98	10/23/1998	Unfiltered									<0.5		
EW-15	54.06	2127.26	04/19/99	04/15/1999	Unfiltered									<2		
EW-15	59.04	2122.28	10/26/99	11/01/1999	Unfiltered									<40		
EW-15	67.07	2114.25	12/04/00	12/11/2000	Unfiltered									<400		
EW-15	72.60	2108.72	11/01/01	11/14/2001	Unfiltered									<500		
EW-15	75.60	2105.72	05/20/02	05/29/2002	Unfiltered									<50		
EW-15	75.60	2105.72	05/20/02	05/30/2002	Unfiltered											
EW-15	78.19	2105.91	11/06/2009	11/24/2009	Unfiltered			<1.2				<0.95	<0.29	0.84 BJkq		
EW-15	78.48	2105.62	03/25/10	4/1/2010	Unfiltered			<1.2				<0.95	<0.29	0.35 Jq		
EW-15	77.75	2106.35	05/13/2010	06/18/2010	Unfiltered	68		<1.2			51	<0.95	<0.29	1.5 BJkq		
EW-15	78.63	2104.92	9/1/2010	9/15/2010	Unfiltered			<1.2				<0.95	<0.29	2.2 Jq		
EW-15	77.73	2105.82	12/20/2010	1/11/2011	Unfiltered	9.30		<1.2			10.00	<0.95	<0.43	0.28 BJkq		
EW-16	86.55	2095.75	10/29/92	09/22/1992	Unfiltered											
EW-16	86.55	2095.75	10/29/92	10/01/1992	Unfiltered											
EW-16	86.55	2095.75	10/29/92	10/07/1992	Unfiltered											
EW-16	NA	NA	NA	03/25/1993	Unfiltered											
EW-16	0.00	0.00	03/27/95	03/10/1995	Unfiltered									4.3 E		
EW-16	0.00	0.00	06/16/95	06/25/1995	Unfiltered									<2 E		
EW-16	0.00	0.00	04/19/96	04/23/1996	Unfiltered									<100		
EW-16	0.00	0.00	10/21/96	10/24/1996	Unfiltered									<2		
EW-16	0.00	0.00	04/17/97	04/15/1997	Unfiltered									<2		
EW-16	0.00	0.00	10/20/97	10/21/1997	Unfiltered									<2		
EW-16	0.00	0.00	04/21/98	05/08/1998	Unfiltered									<0.5		
EW-16	49.88	2132.42	10/13/98	10/23/1998	Unfiltered									<0.5		

Consolidation Data Summary Table - Groundwater
Beaumont Site 1

	Water Level Data					Volatile Organics										
Sample Location	Depth to Water (feet below ground surface)	Groundwater Elevation (feet above mean sea level)	Elevation Date	Sample Date	Filter Status	Styrene -ug/L	Toluene -ug/L	1,1,1,2-Tetrachloroethane -ug/L	1,1,1-Trichloroethane -ug/L	1,1,2-Trichloroethane -ug/L	1,2,3-Trichlorobenzene -ug/L	1,2,4-Trichlorobenzene -ug/L	Trichloroethene -ug/L	1,2,3-Trichloropropane -ug/L	Trichlorofluoromethane -ug/L	1,1,2-Trichloro-1,2,2-Trifluoroethane -ug/L
EW-15	0.00	0.00	10/21/96	10/24/1996	Unfiltered				35.5	<0.5			349		<0.5	
EW-15	0.00	0.00	04/14/97	04/15/1997	Unfiltered				35.2	4.6			300		<0.5	
EW-15	0.00	0.00	10/20/97	10/21/1997	Unfiltered				44.3	5.7			220		<0.5	
EW-15	0.00	0.00	04/21/98	05/04/1998	Unfiltered				75.4	10.1			1160		<0.5	
EW-15	49.22	2132.10	10/13/98	10/23/1998	Unfiltered				296	37.5			3020		<0.5	
EW-15	54.06	2127.26	04/19/99	04/15/1999	Unfiltered				210	<0.5			3000		<2	
EW-15	59.04	2122.28	10/26/99	11/01/1999	Unfiltered				150	10			2800		<40	
EW-15	67.07	2114.25	12/04/00	12/11/2000	Unfiltered				150	<100			3000		<200	<400
EW-15	72.60	2108.72	11/01/01	11/14/2001	Unfiltered				<125	<125			3500		<250	<500
EW-15	75.60	2105.72	05/20/02	05/29/2002	Unfiltered		<80		<100	<100			3600			
EW-15	75.60	2105.72	05/20/02	05/30/2002	Unfiltered											
EW-15	78.19	2105.91	11/06/2009	11/24/2009	Unfiltered	<0.22	<0.22		13	29			2100	<0.29	<0.16	
EW-15	78.48	2105.62	03/25/10	4/1/2010	Unfiltered	<0.22	<0.22		<0.12	0.98			120	<0.29	<0.16	
EW-15	77.75	2106.35	05/13/2010	06/18/2010	Unfiltered	<0.22	<0.22		0.58	8.0			1100	<0.29	<0.16	
EW-15	78.63	2104.92	9/1/2010	9/15/2010	Unfiltered	<0.22	<0.22		0.52	8.5			1300	<0.29	<0.16	
EW-15	77.73	2105.82	12/20/2010	1/11/2011	Unfiltered	<0.22	<0.22		0.19 Jq	1.5			130	<0.29	<0.16	
EW-16	86.55	2095.75	10/29/92	09/22/1992	Unfiltered				<2000				4200			
EW-16	86.55	2095.75	10/29/92	10/01/1992	Unfiltered				<2000				4400			
EW-16	86.55	2095.75	10/29/92	10/07/1992	Unfiltered				190				<200			
EW-16	NA	NA	NA	03/25/1993	Unfiltered				466				656			
EW-16	0.00	0.00	03/27/95	03/10/1995	Unfiltered		<1 E		<110 E	9.2 E			110 E		<5 E	
EW-16	0.00	0.00	06/16/95	06/25/1995	Unfiltered		<1		130 E	5.4 E			700 E		<5 E	
EW-16	0.00	0.00	04/19/96	04/23/1996	Unfiltered				41	<30			1000		<30	<30
EW-16	0.00	0.00	10/21/96	10/24/1996	Unfiltered				59.4	4.2			1616		<0.5	
EW-16	0.00	0.00	04/17/97	04/15/1997	Unfiltered				40.8	5			1208		<0.5	
EW-16	0.00	0.00	10/20/97	10/21/1997	Unfiltered				40	7.3			1152		<0.5	
EW-16	0.00	0.00	04/21/98	05/08/1998	Unfiltered				38.4	4.9			1304		<0.5	
EW-16	49.88	2132.42	10/13/98	10/23/1998	Unfiltered				81	19.7			2784		<0.5	

Consolidation Data Summary Table - Groundwater
Beaumont Site 1

	Water Level Data					Volatile Organics							
Sample Location	Depth to Water (feet below ground surface)	Groundwater Elevation (feet above mean sea level)	Elevation Date	Sample Date	Filter Status	1,2,4-Trimethylbenzene -ug/L	1,3,5-Trimethylbenzene -ug/L	1,1,2,2-Tetrachloroethane -ug/L	Tetrachloroethene (PCE) -ug/L	Vinyl Acetate -ug/L	Vinyl Chloride -ug/L	m,p-Xylenes -ug/L	o-Xylene -ug/L
EW-15	0.00	0.00	10/21/96	10/24/1996	Unfiltered			<0.5	<0.5		<0.5		
EW-15	0.00	0.00	04/14/97	04/15/1997	Unfiltered			<0.5	<0.5 J		<0.5		
EW-15	0.00	0.00	10/20/97	10/21/1997	Unfiltered			<0.5	<0.5		<0.5		
EW-15	0.00	0.00	04/21/98	05/04/1998	Unfiltered			<0.5	5.2		<0.5		
EW-15	49.22	2132.10	10/13/98	10/23/1998	Unfiltered			<0.5	14.6		<0.5		
EW-15	54.06	2127.26	04/19/99	04/15/1999	Unfiltered			<0.5	<0.5		<0.5		
EW-15	59.04	2122.28	10/26/99	11/01/1999	Unfiltered			<10	11		<10		
EW-15	67.07	2114.25	12/04/00	12/11/2000	Unfiltered			<100	<100		<100		
EW-15	72.60	2108.72	11/01/01	11/14/2001	Unfiltered			<125	<125		250		
EW-15	75.60	2105.72	05/20/02	05/29/2002	Unfiltered	<100			<100		<100		<50
EW-15	75.60	2105.72	05/20/02	05/30/2002	Unfiltered								
EW-15	78.19	2105.91	11/06/2009	11/24/2009	Unfiltered			<0.29	7.9	<0.48	1.1	<0.36	<0.41
EW-15	78.48	2105.62	03/25/10	4/1/2010	Unfiltered			<0.29	0.25 Jq	<0.48	0.89	<0.36	<0.41
EW-15	77.75	2106.35	05/13/2010	06/18/2010	Unfiltered			<0.29	3.3	<0.48	4.3	<0.36	<0.41
EW-15	78.63	2104.92	9/1/2010	9/15/2010	Unfiltered			<0.29	2.1	<0.48	4.8	<0.36	<0.41
EW-15	77.73	2105.82	12/20/2010	1/11/2011	Unfiltered			<0.29	0.30 Jq	<0.48	0.31 Jq	<0.36	<0.41
EW-16	86.55	2095.75	10/29/92	09/22/1992	Unfiltered				<6000				
EW-16	86.55	2095.75	10/29/92	10/01/1992	Unfiltered				<6000				
EW-16	86.55	2095.75	10/29/92	10/07/1992	Unfiltered				<300				
EW-16	NA	NA	NA	03/25/1993	Unfiltered				<2000				
EW-16	0.00	0.00	03/27/95	03/10/1995	Unfiltered			<1 E	2.8 E		<0.5 E	<1 E	<1 E
EW-16	0.00	0.00	06/16/95	06/25/1995	Unfiltered			<1 E	1.9 E		<0.5 E	<1	<1
EW-16	0.00	0.00	04/19/96	04/23/1996	Unfiltered			<30	<30		<30		
EW-16	0.00	0.00	10/21/96	10/24/1996	Unfiltered			<0.5	3.9		<0.5		
EW-16	0.00	0.00	04/17/97	04/15/1997	Unfiltered			<0.5	3.1		<0.5		
EW-16	0.00	0.00	10/20/97	10/21/1997	Unfiltered			<0.5	<0.5		<0.5		
EW-16	0.00	0.00	04/21/98	05/08/1998	Unfiltered			<0.5	3.9		<0.5		
EW-16	49.88	2132.42	10/13/98	10/23/1998	Unfiltered			<0.5	5.3		<0.5		

Consolidation Data Summary Table - Groundwater
Beaumont Site 1

	Water Level Data					Volatile Organics										
Sample Location	Depth to Water (feet below ground surface)	Groundwater Elevation (feet above mean sea level)	Elevation Date	Sample Date	Filter Status	1,4-Dioxane -ug/L	N-Nitrosodimethylamine -ng/L	Acetone -ug/L	Bromodichloromethane -ug/L	2-Butanone -ug/L	Bromobenzene -ug/L	Bromochloromethane -ug/L	Bromomethane -ug/L	Bromoform -ug/L	n-Butylbenzene -ug/L	sec-Butylbenzene -ug/L
EW-16	53.08	2129.22	04/19/99	04/15/1999	Unfiltered				<0.5				<2	<2		
EW-16	58.12	2124.18	10/26/99	11/01/1999	Unfiltered				<5				<20	<20		
EW-16	62.23	2120.07	05/05/00	05/15/2000	Unfiltered				<50				<200	<200		
EW-16	66.45	2115.85	12/04/00	12/11/2000	Unfiltered				<100				<100	<100		
EW-16	72.35	2109.95	11/01/01	11/14/2001	Unfiltered				<100				<100	<100		
EW-16	75.68	2106.62	05/20/02	05/29/2002	Unfiltered											
EW-16	80.21	2105.31	12/20/2010	1/20/2011	Unfiltered	480 Je		<5.0	<0.11	<1.2			<0.48	<0.50		
EW-17	NA	NA	NA	02/10/1993	Unfiltered											
EW-17	50.8	2128.35	04/26/96	04/26/1996	Unfiltered				<5				<5	<5		
EW-18	NA	NA	NA	02/16/1993	Unfiltered											
EW-18	NA	NA	NA	03/25/1993	Unfiltered											
EW-18	51.60	2130.74	04/11/94	04/21/1994	Unfiltered											
EW-18	0.00	0.00	03/27/95	03/09/1995	Unfiltered			<14	<1	<6			<5	<2		
EW-18	0.00	0.00	06/16/95	06/25/1995	Unfiltered			<14	<1 E	<6			<5 E	<2 E		
EW-18	0.00	0.00	04/19/96	04/23/1996	Unfiltered				<50				<50	<50		
EW-18	0.00	0.00	10/21/96	10/24/1996	Unfiltered				<0.5				<0.5	<1		
EW-18	0.00	0.00	04/14/97	04/16/1997	Unfiltered				<0.5				<0.5	<1		
EW-18	0.00	0.00	10/20/97	10/21/1997	Unfiltered				<0.5				<0.5	<1		
EW-18	0.00	0.00	04/21/98	05/05/1998	Unfiltered				<0.5				<0.5	<0.5		
EW-18	48.74	2133.60	10/13/98	10/22/1998	Unfiltered				<0.5				<0.5	<0.5		
EW-18	53.00	2129.34	04/19/99	04/15/1999	Unfiltered				<0.5				<2	<2		
EW-18	56.90	2125.44	10/26/99	11/01/1999	Unfiltered				<5				<20	<20		
EW-18	60.95	2121.39	05/05/00	05/15/2000	Unfiltered				<25				<100	<100		
EW-18	65.78	2116.56	12/04/00	12/11/2000	Unfiltered				<50				<50	<50		
EW-18	71.70	2110.64	11/01/01	11/09/2001	Unfiltered				<100				<100	<100		
EW-18	74.73	2107.61	05/20/02	05/28/2002	Unfiltered											
EW-18	78.36	2106.62	12/20/2010	1/19/2011	Unfiltered	520 Je		<5.0	<0.11	<1.2			<0.48	<0.50		
F33-TW1	6.93	1955.39	08/13/08	08/18/2008	Unfiltered	3		<5	<0.2	<5			<0.2	<0.3		

Consolidation Data Summary Table - Groundwater
Beaumont Site 1

	Water Level Data					Volatile Organics									
Sample Location	Depth to Water (feet below ground surface)	Groundwater Elevation (feet above mean sea level)	Elevation Date	Sample Date	Filter Status	tert-Butylbenzene -ug/L	Benzene -ug/L	Carbon Disulfide -ug/L	Chlorobenzene -ug/L	2-Chlorotoluene -ug/L	4-Chlorotoluene -ug/L	Chloroethane -ug/L	Chloromethane -ug/L	Carbon Tetrachloride -ug/L	Chloroform -ug/L
EW-16	53.08	2129.22	04/19/99	04/15/1999	Unfiltered				<0.5			<2	<2	<0.5	93
EW-16	58.12	2124.18	10/26/99	11/01/1999	Unfiltered				<5			<20	<20	5.4	74
EW-16	62.23	2120.07	05/05/00	05/15/2000	Unfiltered				<50			<200	<200	<50	<50
EW-16	66.45	2115.85	12/04/00	12/11/2000	Unfiltered				<50			<100	<100	<50	86
EW-16	72.35	2109.95	11/01/01	11/14/2001	Unfiltered				<50			<100	<100	<50	<100
EW-16	75.68	2106.62	05/20/02	05/29/2002	Unfiltered									<20	47
EW-16	80.21	2105.31	12/20/2010	1/20/2011	Unfiltered		0.70	<0.36	<0.23			<0.35	<0.36	0.39 Jq	18
EW-17	NA	NA	NA	02/10/1993	Unfiltered										
EW-17	50.8	2128.35	04/26/96	04/26/1996	Unfiltered				<5			<5	<5	<5	<5
EW-18	NA	NA	NA	02/16/1993	Unfiltered										
EW-18	NA	NA	NA	03/25/1993	Unfiltered										
EW-18	51.60	2130.74	04/11/94	04/21/1994	Unfiltered										
EW-18	0.00	0.00	03/27/95	03/09/1995	Unfiltered		3.3 E		<1			<2	<2	9.1	69
EW-18	0.00	0.00	06/16/95	06/25/1995	Unfiltered		3.3		<1			<2 E	<2 E	12 E	<250 E
EW-18	0.00	0.00	04/19/96	04/23/1996	Unfiltered				<50			<50	<50	<50	55
EW-18	0.00	0.00	10/21/96	10/24/1996	Unfiltered				<0.5			<1	<1	<0.5	66.3
EW-18	0.00	0.00	04/14/97	04/16/1997	Unfiltered				<0.5			<1	<1	<0.5	50.6
EW-18	0.00	0.00	10/20/97	10/21/1997	Unfiltered				<0.5			<1	<1	11.2	70.8
EW-18	0.00	0.00	04/21/98	05/05/1998	Unfiltered				<0.5			<0.5	<0.5	12.9	66.2
EW-18	48.74	2133.60	10/13/98	10/22/1998	Unfiltered				<0.5			<0.5	<0.5	<0.5	10.9
EW-18	53.00	2129.34	04/19/99	04/15/1999	Unfiltered				<0.5			<2	<2	<0.5	<0.5
EW-18	56.90	2125.44	10/26/99	11/01/1999	Unfiltered				<5			<20	<20	<5	<5
EW-18	60.95	2121.39	05/05/00	05/15/2000	Unfiltered				<25			<100	<100	<25	<25
EW-18	65.78	2116.56	12/04/00	12/11/2000	Unfiltered				<25			<50	<50	<25	<25
EW-18	71.70	2110.64	11/01/01	11/09/2001	Unfiltered				<50			<100	<100	<50	<100
EW-18	74.73	2107.61	05/20/02	05/28/2002	Unfiltered									<50	<100
EW-18	78.36	2106.62	12/20/2010	1/19/2011	Unfiltered		3.1	<0.36	0.46 Jq			1.2	<0.36	1.4	18
F33-TW1	6.93	1955.39	08/13/08	08/18/2008	Unfiltered		<0.2	<0.2	<0.2			<0.2	<0.2	<0.2	<0.2

Consolidation Data Summary Table - Groundwater
Beaumont Site 1

	Water Level Data					Volatile Organics									
Sample Location	Depth to Water (feet below ground surface)	Groundwater Elevation (feet above mean sea level)	Elevation Date	Sample Date	Filter Status	Dibromochloromethane -ug/L	1,2-Dibromo-3-Chloropropane -ug/L	Dibromomethane -ug/L	1,1-Dichloroethane -ug/L	1,2-Dichloroethane -ug/L	1,2-Dichlorobenzene -ug/L	1,3-Dichlorobenzene -ug/L	1,4-Dichlorobenzene -ug/L	1,1-Dichloroethene -ug/L	cis-1,2-Dichloroethene -ug/L
EW-16	53.08	2129.22	04/19/99	04/15/1999	Unfiltered	<0.5			53	21	<1	<1	<1	<2700	<0.5
EW-16	58.12	2124.18	10/26/99	11/01/1999	Unfiltered	<5			46	22	<10	<10	<10	4700	14
EW-16	62.23	2120.07	05/05/00	05/15/2000	Unfiltered	<50			<50	<50	<100	<100	<100	4400	<50
EW-16	66.45	2115.85	12/04/00	12/11/2000	Unfiltered	<100			70	<50	<50	<50	<50	7600	<50
EW-16	72.35	2109.95	11/01/01	11/14/2001	Unfiltered	<100			<50	<50	<50	<50	<50	2900	<50
EW-16	75.68	2106.62	05/20/02	05/29/2002	Unfiltered				<40	<20				2600	<40
EW-16	80.21	2105.31	12/20/2010	1/20/2011	Unfiltered	<0.37			30	26	<0.20	<0.15	<0.072	2100	12
EW-17	NA	NA	NA	02/10/1993	Unfiltered					<20				<260	
EW-17	50.8	2128.35	04/26/96	04/26/1996	Unfiltered	<5			13	26	<5	<5	<5	690	<5
EW-18	NA	NA	NA	02/16/1993	Unfiltered					533				9320	
EW-18	NA	NA	NA	03/25/1993	Unfiltered					4560				36000	
EW-18	51.60	2130.74	04/11/94	04/21/1994	Unfiltered					534				836	
EW-18	0.00	0.00	03/27/95	03/09/1995	Unfiltered	<1			290	270	<1	<1	<1	10000	80
EW-18	0.00	0.00	06/16/95	06/25/1995	Unfiltered	<1 E			<250 E	160 E	<1	<1	<1	2900 E	<250 E
EW-18	0.00	0.00	04/19/96	04/23/1996	Unfiltered	<50			69	68	<50	<50	<50	6800	<50
EW-18	0.00	0.00	10/21/96	10/24/1996	Unfiltered	<0.5			105	72.3	<0.5	<0.5	<0.5	6920	
EW-18	0.00	0.00	04/14/97	04/16/1997	Unfiltered	<0.5			75.1	88.6	<0.5	<0.5	<0.5	2672	
EW-18	0.00	0.00	10/20/97	10/21/1997	Unfiltered	<0.5			129.5	88.1	<0.5	<0.5	<0.5	6760	
EW-18	0.00	0.00	04/21/98	05/05/1998	Unfiltered	<0.5			179	124	<0.5	<0.5	<0.5	10480	
EW-18	48.74	2133.60	10/13/98	10/22/1998	Unfiltered	<0.5			52.6	64.2	<0.5	<0.5	<0.5	1700	
EW-18	53.00	2129.34	04/19/99	04/15/1999	Unfiltered	<0.5			31	34	<1	<1	<1	1100	6.9
EW-18	56.90	2125.44	10/26/99	11/01/1999	Unfiltered	<5			22	34	<10	<10	<10	1100	5.6
EW-18	60.95	2121.39	05/05/00	05/15/2000	Unfiltered	<25			<25	32	<50	<50	<50	1100	<25
EW-18	65.78	2116.56	12/04/00	12/11/2000	Unfiltered	<50			140	87	<25	<25	<25	6100	31
EW-18	71.70	2110.64	11/01/01	11/09/2001	Unfiltered	<100			110	110	<50	<50	<50	4000	<50
EW-18	74.73	2107.61	05/20/02	05/28/2002	Unfiltered				230	190				8800	<100
EW-18	78.36	2106.62	12/20/2010	1/19/2011	Unfiltered	<0.37			190	210	<0.20	<0.15	<0.072	6900	84
F33-TW1	6.93	1955.39	08/13/08	08/18/2008	Unfiltered	<0.2			<0.2	<0.2				0.55 Jq	0.2 Jq

Consolidation Data Summary Table - Groundwater
Beaumont Site 1

	Water Level Data					Volatile Organics										
Sample Location	Depth to Water (feet below ground surface)	Groundwater Elevation (feet above mean sea level)	Elevation Date	Sample Date	Filter Status	trans-1,2-Dichloroethene -ug/L	1,1-Dichloropropene -ug/L	cis-1,3-Dichloropropene -ug/L	trans-1,3-Dichloropropene -ug/L	1,2-Dichloropropane -ug/L	1,3-Dichloropropane -ug/L	2,2-Dichloropropane -ug/L	1,2-Dibromoethane -ug/L	Dichlorodifluoromethane -ug/L	Ethylbenzene -ug/L	Ethene -ug/L
EW-16	53.08	2129.22	04/19/99	04/15/1999	Unfiltered	<0.5		<0.5	<0.5	<0.5				<2		
EW-16	58.12	2124.18	10/26/99	11/01/1999	Unfiltered	<5		<5	<5	<5				<20		
EW-16	62.23	2120.07	05/05/00	05/15/2000	Unfiltered	<50		<50	<50	<50				<200		
EW-16	66.45	2115.85	12/04/00	12/11/2000	Unfiltered	<50		<50	<50	<50				<100		
EW-16	72.35	2109.95	11/01/01	11/14/2001	Unfiltered	<50		<50	<50	<50				<100		
EW-16	75.68	2106.62	05/20/02	05/29/2002	Unfiltered	<40										
EW-16	80.21	2105.31	12/20/2010	1/20/2011	Unfiltered	1.0		<0.30	<0.24	<0.19					<0.26	3.20
EW-17	NA	NA	NA	02/10/1993	Unfiltered											
EW-17	50.8	2128.35	04/26/96	04/26/1996	Unfiltered	<5		<5	<5	<5						
EW-18	NA	NA	NA	02/16/1993	Unfiltered											
EW-18	NA	NA	NA	03/25/1993	Unfiltered											
EW-18	51.60	2130.74	04/11/94	04/21/1994	Unfiltered											
EW-18	0.00	0.00	03/27/95	03/09/1995	Unfiltered	<12		<0.5	<0.5	31 E				<5	<1	
EW-18	0.00	0.00	06/16/95	06/25/1995	Unfiltered	6.7 E		<0.5 E	<0.5 E	<1 E				<5 E	<1	
EW-18	0.00	0.00	04/19/96	04/23/1996	Unfiltered	<50		<50	<50	<50						
EW-18	0.00	0.00	10/21/96	10/24/1996	Unfiltered	<0.5		<0.5	<0.5	<0.5				<0.5		
EW-18	0.00	0.00	04/14/97	04/16/1997	Unfiltered	<0.5		<0.5	<0.5	<0.5				<0.5		
EW-18	0.00	0.00	10/20/97	10/21/1997	Unfiltered	<0.5		<0.5	<0.5	<0.5				<0.5		
EW-18	0.00	0.00	04/21/98	05/05/1998	Unfiltered	<0.5		<0.5	<0.5	<0.5				<0.5		
EW-18	48.74	2133.60	10/13/98	10/22/1998	Unfiltered	<0.5		<0.5	<0.5	<0.5				<0.5		
EW-18	53.00	2129.34	04/19/99	04/15/1999	Unfiltered	<0.5		<0.5	<0.5	<0.5				<2		
EW-18	56.90	2125.44	10/26/99	11/01/1999	Unfiltered	<5		<5	<5	<5				<20		
EW-18	60.95	2121.39	05/05/00	05/15/2000	Unfiltered	<25		<25	<25	<25				<100		
EW-18	65.78	2116.56	12/04/00	12/11/2000	Unfiltered	<25		<25	<25	<25				<50		
EW-18	71.70	2110.64	11/01/01	11/09/2001	Unfiltered	<50		<50	<50	<50				<100		
EW-18	74.73	2107.61	05/20/02	05/28/2002	Unfiltered	<100										
EW-18	78.36	2106.62	12/20/2010	1/19/2011	Unfiltered	4.2		<0.30	<0.24	<0.19					<0.26	49.00
F33-TW1	6.93	1955.39	08/13/08	08/18/2008	Unfiltered	<0.2		<0.2	<0.2	<0.2					<0.2	<0.6

Consolidation Data Summary Table - Groundwater
Beaumont Site 1

	Water Level Data						Volatile Organics									
Sample Location	Depth to Water (feet below ground surface)	Groundwater Elevation (feet above mean sea level)	Elevation Date	Sample Date	Filter Status	Ethane -ug/L	Hexachlorobutadiene -ug/L	2-Hexanone -ug/L	p-Isopropyltoluene -ug/L	Isopropylbenzene -ug/L	Methane -ug/L	4-Methyl-2-Pentanone -ug/L	Methyl tert-butyl ether (MTBE) -ug/L	Methylene Chloride -ug/L	Naphthalene -ug/L	n-Propylbenzene -ug/L
EW-16	53.08	2129.22	04/19/99	04/15/1999	Unfiltered									<2		
EW-16	58.12	2124.18	10/26/99	11/01/1999	Unfiltered									<20		
EW-16	62.23	2120.07	05/05/00	05/15/2000	Unfiltered									<200		
EW-16	66.45	2115.85	12/04/00	12/11/2000	Unfiltered									<200		
EW-16	72.35	2109.95	11/01/01	11/14/2001	Unfiltered									<200		
EW-16	75.68	2106.62	05/20/02	05/29/2002	Unfiltered									<20		
EW-16	80.21	2105.31	12/20/2010	1/20/2011	Unfiltered	14.00		<1.2			4.40	<0.95	<0.43	0.60 BJkq		
EW-17	NA	NA	NA	02/10/1993	Unfiltered											
EW-17	50.8	2128.35	04/26/96	04/26/1996	Unfiltered									<20		
EW-18	NA	NA	NA	02/16/1993	Unfiltered											
EW-18	NA	NA	NA	03/25/1993	Unfiltered											
EW-18	51.60	2130.74	04/11/94	04/21/1994	Unfiltered											
EW-18	0.00	0.00	03/27/95	03/09/1995	Unfiltered									6.3		
EW-18	0.00	0.00	06/16/95	06/25/1995	Unfiltered									<2.2 E		
EW-18	0.00	0.00	04/19/96	04/23/1996	Unfiltered									<200		
EW-18	0.00	0.00	10/21/96	10/24/1996	Unfiltered									<2		
EW-18	0.00	0.00	04/14/97	04/16/1997	Unfiltered									<2		
EW-18	0.00	0.00	10/20/97	10/21/1997	Unfiltered									<2		
EW-18	0.00	0.00	04/21/98	05/05/1998	Unfiltered									<0.5		
EW-18	48.74	2133.60	10/13/98	10/22/1998	Unfiltered									<0.5		
EW-18	53.00	2129.34	04/19/99	04/15/1999	Unfiltered									<2		
EW-18	56.90	2125.44	10/26/99	11/01/1999	Unfiltered									<20		
EW-18	60.95	2121.39	05/05/00	05/15/2000	Unfiltered									<100		
EW-18	65.78	2116.56	12/04/00	12/11/2000	Unfiltered									<100		
EW-18	71.70	2110.64	11/01/01	11/09/2001	Unfiltered									<200		
EW-18	74.73	2107.61	05/20/02	05/28/2002	Unfiltered									<50		
EW-18	78.36	2106.62	12/20/2010	1/19/2011	Unfiltered	110.00		<1.2			4.50 Bk	<0.95	<0.43	1.8 BJkq		
F33-TW1	6.93	1955.39	08/13/08	08/18/2008	Unfiltered	<0.6		<5			55	<5	<0.2	<0.5		

Consolidation Data Summary Table - Groundwater
Beaumont Site 1

	Water Level Data						Volatile Organics									
Sample Location	Depth to Water (feet below ground surface)	Groundwater Elevation (feet above mean sea level)	Elevation Date	Sample Date	Filter Status	Styrene -ug/L	Toluene -ug/L	1,1,1,2-Tetrachloroethane -ug/L	1,1,1-Trichloroethane -ug/L	1,1,2-Trichloroethane -ug/L	1,2,3-Trichlorobenzene -ug/L	1,2,4-Trichlorobenzene -ug/L	Trichloroethene -ug/L	1,2,3-Trichloropropane -ug/L	Trichlorofluoromethane -ug/L	1,1,2-Trichloro-1,2,2-Trifluoroethane -ug/L
EW-16	53.08	2129.22	04/19/99	04/15/1999	Unfiltered				54	<0.5			1200		<2	
EW-16	58.12	2124.18	10/26/99	11/01/1999	Unfiltered				59	15			1800		<20	
EW-16	62.23	2120.07	05/05/00	05/15/2000	Unfiltered				<100	<50			1400		<200	<500
EW-16	66.45	2115.85	12/04/00	12/11/2000	Unfiltered				69	<50			2100		<100	<200
EW-16	72.35	2109.95	11/01/01	11/14/2001	Unfiltered				<50	<50			1200		<100	<200
EW-16	75.68	2106.62	05/20/02	05/29/2002	Unfiltered		<32		<40	<40			1600			
EW-16	80.21	2105.31	12/20/2010	1/20/2011	Unfiltered	<0.22	<0.22		0.71	9.5			390	<0.29	<0.16	
EW-17	NA	NA	NA	02/10/1993	Unfiltered				<60				<40			
EW-17	50.8	2128.35	04/26/96	04/26/1996	Unfiltered				28	<5			360		<5	<5
EW-18	NA	NA	NA	02/16/1993	Unfiltered				213				91			
EW-18	NA	NA	NA	03/25/1993	Unfiltered				918				1746			
EW-18	51.60	2130.74	04/11/94	04/21/1994	Unfiltered				124							
EW-18	0.00	0.00	03/27/95	03/09/1995	Unfiltered		<1		590	27			2800		<5	
EW-18	0.00	0.00	06/16/95	06/25/1995	Unfiltered		<1		290 E	<125 E			1300 E		<5 E	
EW-18	0.00	0.00	04/19/96	04/23/1996	Unfiltered				140	<50			1200		<50	<50
EW-18	0.00	0.00	10/21/96	10/24/1996	Unfiltered				141	15.9			1874		<0.5	
EW-18	0.00	0.00	04/14/97	04/16/1997	Unfiltered				135	26.6			1264		<0.5	
EW-18	0.00	0.00	10/20/97	10/21/1997	Unfiltered				147.6	33.4			1354		<0.5	
EW-18	0.00	0.00	04/21/98	05/05/1998	Unfiltered				155	24.3			2672		<0.5	
EW-18	48.74	2133.60	10/13/98	10/22/1998	Unfiltered				58.6	17.1			624		<0.5	
EW-18	53.00	2129.34	04/19/99	04/15/1999	Unfiltered				41	14			400		<2	
EW-18	56.90	2125.44	10/26/99	11/01/1999	Unfiltered				27	10			410		<20	
EW-18	60.95	2121.39	05/05/00	05/15/2000	Unfiltered				<50	<25			300		<100	<250
EW-18	65.78	2116.56	12/04/00	12/11/2000	Unfiltered				59	<25			1400		<50	<100
EW-18	71.70	2110.64	11/01/01	11/09/2001	Unfiltered				<50	<50			1400		<100	<200
EW-18	74.73	2107.61	05/20/02	05/28/2002	Unfiltered		<80		<100	<100			2100			
EW-18	78.36	2106.62	12/20/2010	1/19/2011	Unfiltered	<0.22	0.22 Jq		1.9	13			1900	<0.29	<0.16	
F33-TW1	6.93	1955.39	08/13/08	08/18/2008	Unfiltered	<0.2	<0.2		<0.2	<0.2			<0.2			

Consolidation Data Summary Table - Groundwater
Beaumont Site 1

	Water Level Data					Volatile Organics							
Sample Location	Depth to Water (feet below ground surface)	Groundwater Elevation (feet above mean sea level)	Elevation Date	Sample Date	Filter Status	1,2,4-Trimethylbenzene -ug/L	1,3,5-Trimethylbenzene -ug/L	1,1,2,2-Tetrachloroethane -ug/L	Tetrachloroethene (PCE) -ug/L	Vinyl Acetate -ug/L	Vinyl Chloride -ug/L	m,p-Xylenes -ug/L	o-Xylene -ug/L
EW-16	53.08	2129.22	04/19/99	04/15/1999	Unfiltered			<0.5	<0.5		<0.5		
EW-16	58.12	2124.18	10/26/99	11/01/1999	Unfiltered			<5	<5		<5		
EW-16	62.23	2120.07	05/05/00	05/15/2000	Unfiltered			<50	<50		<50		
EW-16	66.45	2115.85	12/04/00	12/11/2000	Unfiltered			<50	<50		<50		
EW-16	72.35	2109.95	11/01/01	11/14/2001	Unfiltered			<50	<50		<50		
EW-16	75.68	2106.62	05/20/02	05/29/2002	Unfiltered	<40			<40		<40		<20
EW-16	80.21	2105.31	12/20/2010	1/20/2011	Unfiltered			<0.29	0.77	<0.48	0.22 Jq	<0.36	<0.41
EW-17	NA	NA	NA	02/10/1993	Unfiltered				<20				
EW-17	50.8	2128.35	04/26/96	04/26/1996	Unfiltered			<5	<5		<5		
EW-18	NA	NA	NA	02/16/1993	Unfiltered				33.6				
EW-18	NA	NA	NA	03/25/1993	Unfiltered				<2000				
EW-18	51.60	2130.74	04/11/94	04/21/1994	Unfiltered								
EW-18	0.00	0.00	03/27/95	03/09/1995	Unfiltered			<1	15		0.61	<1	<1
EW-18	0.00	0.00	06/16/95	06/25/1995	Unfiltered			<1 E	13 E		0.81 E	<1	<1
EW-18	0.00	0.00	04/19/96	04/23/1996	Unfiltered			<50	<50		<50		
EW-18	0.00	0.00	10/21/96	10/24/1996	Unfiltered			<0.5	12.8		<0.5		
EW-18	0.00	0.00	04/14/97	04/16/1997	Unfiltered			<0.5	19.6		<0.5		
EW-18	0.00	0.00	10/20/97	10/21/1997	Unfiltered			<0.5	8.6		<0.5		
EW-18	0.00	0.00	04/21/98	05/05/1998	Unfiltered			<0.5	10.1		<0.5		
EW-18	48.74	2133.60	10/13/98	10/22/1998	Unfiltered			<0.5	4		<0.5		
EW-18	53.00	2129.34	04/19/99	04/15/1999	Unfiltered			<0.5	<0.5		<0.5		
EW-18	56.90	2125.44	10/26/99	11/01/1999	Unfiltered			<5	<5		<5		
EW-18	60.95	2121.39	05/05/00	05/15/2000	Unfiltered			<25	<25		<25		
EW-18	65.78	2116.56	12/04/00	12/11/2000	Unfiltered			<25	<25		<25		
EW-18	71.70	2110.64	11/01/01	11/09/2001	Unfiltered			<50	<50		<50		
EW-18	74.73	2107.61	05/20/02	05/28/2002	Unfiltered	<100			<100		<100		<50
EW-18	78.36	2106.62	12/20/2010	1/19/2011	Unfiltered			<0.29	5.4	<0.48	3.4	<0.36	<0.41
F33-TW1	6.93	1955.39	08/13/08	08/18/2008	Unfiltered			<0.2	<0.2		<0.2	<0.5	<0.2

Consolidation Data Summary Table - Groundwater
Beaumont Site 1

	Water Level Data					Volatile Organics										
Sample Location	Depth to Water (feet below ground surface)	Groundwater Elevation (feet above mean sea level)	Elevation Date	Sample Date	Filter Status	1,4-Dioxane -ug/L	N-Nitrosodimethylamine -ng/L	Acetone -ug/L	Bromodichloromethane -ug/L	2-Butanone -ug/L	Bromobenzene -ug/L	Bromochloromethane -ug/L	Bromomethane -ug/L	Bromoform -ug/L	n-Butylbenzene -ug/L	sec-Butylbenzene -ug/L
F33-TW1	NA	NA	12/04/08	11/06/2008	Unfiltered	3		<5	<0.2	<5			<0.2	<0.3		
F33-TW2	6.97	1952.78	08/13/08	08/18/2008	Unfiltered	2		<5	<0.2	<5			<0.2	<0.3		
F33-TW2	6.1	1953.65	12/04/08	11/06/2008	Unfiltered	3.9		<5	<0.2	<5			<0.2	<0.3		
F33-TW2	3.34	1956.41	02/26/09	03/23/2009	Unfiltered	1.9		<5	<0.2	<5			<0.2	<0.3		
F33-TW2	4.93	1954.82	05/11/09	06/12/2009	Unfiltered	4.2		<9.1	<0.33	<6.9	<0.33	<0.69	<4.3	<0.55	<0.28	<0.20
F33-TW2	7.03	1952.72	08/12/2009	08/20/2009	Unfiltered	4.5		<5	<0.11	<1.2			<0.48	<0.13		
F33-TW2	7.47	1952.28	11/09/2009	11/17/2009	Unfiltered	4.6		<5.0	<0.11	<1.2			<0.48	<0.13		
F33-TW2	3.87	1955.88	03/26/10	3/31/2010	Unfiltered	3.0		<5.0	<0.11	<1.2			<0.48	<0.13		
F33-TW2	4.49	1955.26	05/14/2010	05/06/2010	Unfiltered	3.1		<5.0	<0.11	<1.2			<0.48	<0.13		
F33-TW2	6.41	1953.34	9/2/2010	9/14/2010	Unfiltered	4.0		<5.0	<0.11	<1.2			<0.48	<0.13		
F33-TW2	5.47	1954.28	12/15/2010	1/7/2011	Unfiltered	4.0		<5.0	<0.11	<1.2			<0.48	<0.50		
F33-TW3	5.56	1950.23	08/13/08	08/18/2008	Unfiltered	3.8		<5	<0.2	<5			<0.2	<0.3		
F33-TW3	4.28	1951.51	12/04/08	11/06/2008	Unfiltered	3.1		<5	<0.2	<5			<0.2	<0.3		
F33-TW3	3.40	1952.39	02/26/09	03/23/2009	Unfiltered	2.3		<5	<0.2	<5			<0.2	<0.3		
F33-TW3	4.13	1951.66	05/11/09	06/12/2009	Unfiltered	5.1		<9.1	<0.33	<6.9	<0.33	<0.69	<4.3	<0.55	<0.28	<0.20
F33-TW3	5.62	1950.17	08/12/2009	08/20/2009	Unfiltered	6.2		<5	<0.11	<1.2			<0.48	<0.13		
F33-TW3	5.92	1949.87	11/09/2009	11/17/2009	Unfiltered	5.0		<5.0	<0.11	<1.2			<0.48	<0.13		
F33-TW3	4.45	1951.34	03/26/10	3/31/2010	Unfiltered	3.9		<5.0	<0.11	<1.2			<0.48	<0.13		
F33-TW3	4.69	1951.1	05/14/2010	05/06/2010	Unfiltered	4.6		<5.0	<0.11	<1.2			<0.48	<0.13		
F33-TW3	5.36	1950.43	9/2/2010	9/14/2010	Unfiltered	5.1		<5.0	<0.11	<1.2			<0.48	<0.13		
F33-TW3	4.79	1951.00	12/15/2010	1/13/2011	Unfiltered	3.0		<5.0	<0.11	<1.2			<0.48	<0.50		
F33-TW4	5.94	1945.38	08/13/08	08/19/2008	Unfiltered	2.7		<5	<0.2	<5			<0.2	<0.3		
F33-TW4	NA	NA	12/04/08	11/10/2008	Unfiltered	2.7		<5	<0.2	<5			<0.2	<0.3		
F33-TW5	5.73	1943.82	08/13/08	08/18/2008	Unfiltered	2.8		<5	<0.2	<5			<0.2	<0.3		
F33-TW5	NA	NA	12/04/08	11/10/2008	Unfiltered	2.4		<5	<0.2	<5			<0.2	<0.3		
F33-TW6	6.5	1944.12	08/13/08	08/19/2008	Unfiltered	2.9		<5	<0.2	<5			<0.2	<0.3		
F33-TW6	5.91	1944.71	12/04/08	11/13/2008	Unfiltered	2.4		<5	<0.2	<5			<0.2	<0.3		
F33-TW6	4.30	1946.32	02/26/09	03/25/2009	Unfiltered	1.2		<5	<0.2	<5			<0.2	<0.3		

Consolidation Data Summary Table - Groundwater
Beaumont Site 1

	Water Level Data					Volatile Organics									
Sample Location	Depth to Water (feet below ground surface)	Groundwater Elevation (feet above mean sea level)	Elevation Date	Sample Date	Filter Status	tert-Butylbenzene -ug/L	Benzene -ug/L	Carbon Disulfide -ug/L	Chlorobenzene -ug/L	2-Chlorotoluene -ug/L	4-Chlorotoluene -ug/L	Chloroethane -ug/L	Chloromethane -ug/L	Carbon Tetrachloride -ug/L	Chloroform -ug/L
F33-TW1	NA	NA	12/04/08	11/06/2008	Unfiltered		<0.2	<0.2	<0.2			<0.2	<0.2	<0.2	<0.2
F33-TW2	6.97	1952.78	08/13/08	08/18/2008	Unfiltered		<0.2	<0.2	<0.2			<0.2	<0.2	<0.2	<0.2
F33-TW2	6.1	1953.65	12/04/08	11/06/2008	Unfiltered		<0.2	<0.2	<0.2			<0.2	<0.2	<0.2	<0.2
F33-TW2	3.34	1956.41	02/26/09	03/23/2009	Unfiltered		<0.2	<0.2	<0.2			<0.2	<0.2	<0.2	<0.2
F33-TW2	4.93	1954.82	05/11/09	06/12/2009	Unfiltered	<0.28	<0.28	<1.9	<0.22	<0.55	<0.21	<1.3	<0.49	<0.43	<0.33
F33-TW2	7.03	1952.72	08/12/2009	08/20/2009	Unfiltered		<0.14	<0.36	<0.23			<0.35	<0.36	<0.15	<0.17
F33-TW2	7.47	1952.28	11/09/2009	11/17/2009	Unfiltered		<0.14	<0.36	<0.23			<0.35	<0.36	<0.15	<0.17
F33-TW2	3.87	1955.88	03/26/10	3/31/2010	Unfiltered		<0.14	<0.36	<0.23			<0.35	<0.36	<0.15	<0.17
F33-TW2	4.49	1955.26	05/14/2010	05/06/2010	Unfiltered		<0.14	<0.36	<0.23			<0.35	<0.36	<0.15	<0.17
F33-TW2	6.41	1953.34	9/2/2010	9/14/2010	Unfiltered		<0.14	<0.36	<0.23			<0.35	<0.36	<0.15	<0.17
F33-TW2	5.47	1954.28	12/15/2010	1/7/2011	Unfiltered		<0.14	<0.36	<0.23			<0.35	<0.36	<0.15	<0.46
F33-TW3	5.56	1950.23	08/13/08	08/18/2008	Unfiltered		<0.2	<0.2	<0.2			<0.2	2.5	<0.2	<0.2
F33-TW3	4.28	1951.51	12/04/08	11/06/2008	Unfiltered		<0.2	<0.2	<0.2			<0.2	<0.2	<0.2	<0.2
F33-TW3	3.40	1952.39	02/26/09	03/23/2009	Unfiltered		<0.2	<0.2	<0.2			<0.2	<0.2	<0.2	<0.2
F33-TW3	4.13	1951.66	05/11/09	06/12/2009	Unfiltered	<0.28	<0.28	<1.9	<0.22	<0.55	<0.21	<1.3	<0.49	<0.43	<0.33
F33-TW3	5.62	1950.17	08/12/2009	08/20/2009	Unfiltered		<0.14	<0.36	<0.23			<0.35	<0.36	<0.15	<0.17
F33-TW3	5.92	1949.87	11/09/2009	11/17/2009	Unfiltered		<0.14	<0.36	<0.23			<0.35	<0.36	<0.15	<0.17
F33-TW3	4.45	1951.34	03/26/10	3/31/2010	Unfiltered		<0.14	<0.36	<0.23			<0.35	<0.36	<0.15	<0.17
F33-TW3	4.69	1951.1	05/14/2010	05/06/2010	Unfiltered		<0.14	<0.36	<0.23			<0.35	<0.36	<0.15	<0.17
F33-TW3	5.36	1950.43	9/2/2010	9/14/2010	Unfiltered		<0.14	<0.36	<0.23			<0.35	<0.36	<0.15	<0.17
F33-TW3	4.79	1951.00	12/15/2010	1/13/2011	Unfiltered		<0.14	<0.36	<0.23			<0.35	<0.36	<0.15	<0.46
F33-TW4	5.94	1945.38	08/13/08	08/19/2008	Unfiltered		<0.2	<0.2	<0.2			<0.2	<0.2	<0.2	<0.2
F33-TW4	NA	NA	12/04/08	11/10/2008	Unfiltered		<0.2	<0.2	<0.2			<0.2	<0.2	<0.2	<0.2
F33-TW5	5.73	1943.82	08/13/08	08/18/2008	Unfiltered		<0.2	<0.2	<0.2			<0.2	<0.2	<0.2	<0.2
F33-TW5	NA	NA	12/04/08	11/10/2008	Unfiltered		<0.2	<0.2	<0.2			<0.2	<0.2	<0.2	<0.2
F33-TW6	6.5	1944.12	08/13/08	08/19/2008	Unfiltered		<0.2	<0.2	<0.2			<0.2	<0.2	<0.2	<0.2
F33-TW6	5.91	1944.71	12/04/08	11/13/2008	Unfiltered		<0.2	<0.2	<0.2			<0.2	<0.2	<0.2	<0.2
F33-TW6	4.30	1946.32	02/26/09	03/25/2009	Unfiltered		<0.2	<0.2	<0.2			<0.2	<0.2	<0.2	<0.2

Consolidation Data Summary Table - Groundwater
Beaumont Site 1

	Water Level Data					Volatile Organics									
Sample Location	Depth to Water (feet below ground surface)	Groundwater Elevation (feet above mean sea level)	Elevation Date	Sample Date	Filter Status	Dibromochloromethane -ug/L	1,2-Dibromo-3-Chloropropane -ug/L	Dibromomethane -ug/L	1,1-Dichloroethane -ug/L	1,2-Dichloroethane -ug/L	1,2-Dichlorobenzene -ug/L	1,3-Dichlorobenzene -ug/L	1,4-Dichlorobenzene -ug/L	1,1-Dichloroethene -ug/L	cis-1,2-Dichloroethene -ug/L
F33-TW1	NA	NA	12/04/08	11/06/2008	Unfiltered	<0.2			<0.2	<0.2				0.45 Jq	<0.2
F33-TW2	6.97	1952.78	08/13/08	08/18/2008	Unfiltered	<0.2			<0.2	<0.2				0.34 Jq	<0.2
F33-TW2	6.1	1953.65	12/04/08	11/06/2008	Unfiltered	<0.2			<0.2	<0.2				0.57 Jq	0.29 Jq
F33-TW2	3.34	1956.41	02/26/09	03/23/2009	Unfiltered	<0.2			<0.2	<0.2				<0.2	<0.2
F33-TW2	4.93	1954.82	05/11/09	06/12/2009	Unfiltered	<0.48	<3.1	<0.59	<0.37	<0.31	<0.27	<0.28	<0.21	<0.40	<0.49
F33-TW2	7.03	1952.72	08/12/2009	08/20/2009	Unfiltered	<0.37			<0.098	<0.21	<0.2	<0.15	<0.072	0.37 Jq	0.29 Jq
F33-TW2	7.47	1952.28	11/09/2009	11/17/2009	Unfiltered	<0.37			<0.098	<0.21	<0.20	<0.15	<0.072	0.51	0.22 Jq
F33-TW2	3.87	1955.88	03/26/10	3/31/2010	Unfiltered	<0.37			<0.098	<0.21	<0.20	<0.15	<0.072	<0.12	<0.18
F33-TW2	4.49	1955.26	05/14/2010	05/06/2010	Unfiltered	<0.37			<0.098	<0.21	<0.20	<0.15	<0.072	<0.12	<0.18
F33-TW2	6.41	1953.34	9/2/2010	9/14/2010	Unfiltered	<0.37			<0.098	<0.21	<0.20	<0.15	<0.072	0.35 Jq	0.22 Jq
F33-TW2	5.47	1954.28	12/15/2010	1/7/2011	Unfiltered	<0.37			<0.098	<0.21	<0.20	<0.15	<0.072	<0.12	<0.18
F33-TW3	5.56	1950.23	08/13/08	08/18/2008	Unfiltered	<0.2			0.22 Jq	<0.2				1.4	0.21 Jq
F33-TW3	4.28	1951.51	12/04/08	11/06/2008	Unfiltered	<0.2			<0.2	<0.2				0.51 Jq	<0.2
F33-TW3	3.40	1952.39	02/26/09	03/23/2009	Unfiltered	<0.2			<0.2	<0.2				0.8 Jq	0.24 Jq
F33-TW3	4.13	1951.66	05/11/09	06/12/2009	Unfiltered	<0.48	<3.1	<0.59	<0.37	<0.31	<0.27	<0.28	<0.21	<0.40	<0.49
F33-TW3	5.62	1950.17	08/12/2009	08/20/2009	Unfiltered	<0.37			0.25 Jq	<0.21	<0.2	<0.15	<0.072	1.2	0.3 Jq
F33-TW3	5.92	1949.87	11/09/2009	11/17/2009	Unfiltered	<0.37			0.12 Jq	<0.21	<0.20	<0.15	<0.072	0.74	0.19 Jq
F33-TW3	4.45	1951.34	03/26/10	3/31/2010	Unfiltered	<0.37			<0.098	<0.21	<0.20	<0.15	<0.072	0.42 Jq	0.23 Jq
F33-TW3	4.69	1951.1	05/14/2010	05/06/2010	Unfiltered	<0.37			<0.098	<0.21	<0.20	<0.15	<0.072	0.54	0.21 Jq
F33-TW3	5.36	1950.43	9/2/2010	9/14/2010	Unfiltered	<0.37			0.18 Jq	<0.21	<0.20	<0.15	<0.072	0.99	0.24 Jq
F33-TW3	4.79	1951.00	12/15/2010	1/13/2011	Unfiltered	<0.37			<0.098	<0.21	<0.20	<0.15	<0.072	<0.12	<0.18
F33-TW4	5.94	1945.38	08/13/08	08/19/2008	Unfiltered	<0.2			<0.2	<0.2				0.29 Jq	<0.2
F33-TW4	NA	NA	12/04/08	11/10/2008	Unfiltered	<0.2			<0.2	<0.2				0.31 Jq	<0.2
F33-TW5	5.73	1943.82	08/13/08	08/18/2008	Unfiltered	<0.2			<0.2	<0.2				<0.2	<0.2
F33-TW5	NA	NA	12/04/08	11/10/2008	Unfiltered	<0.2			<0.2	<0.2				<0.2	<0.2
F33-TW6	6.5	1944.12	08/13/08	08/19/2008	Unfiltered	<0.2			<0.2	<0.2				<0.2	<0.2
F33-TW6	5.91	1944.71	12/04/08	11/13/2008	Unfiltered	<0.2			<0.2	<0.2				<0.2	<0.2
F33-TW6	4.30	1946.32	02/26/09	03/25/2009	Unfiltered	<0.2			<0.2	<0.2				<0.2	<0.2

Consolidation Data Summary Table - Groundwater
Beaumont Site 1

	Water Level Data						Volatile Organics									
Sample Location	Depth to Water (feet below ground surface)	Groundwater Elevation (feet above mean sea level)	Elevation Date	Sample Date	Filter Status	trans-1,2-Dichloroethene -ug/L	1,1-Dichloropropene -ug/L	cis-1,3-Dichloropropene -ug/L	trans-1,3-Dichloropropene -ug/L	1,2-Dichloropropane -ug/L	1,3-Dichloropropane -ug/L	2,2-Dichloropropane -ug/L	1,2-Dibromoethane -ug/L	Dichlorodifluoromethane -ug/L	Ethylbenzene -ug/L	Ethene -ug/L
F33-TW1	NA	NA	12/04/08	11/06/2008	Unfiltered	<0.2		<0.2	<0.2	<0.2					<0.2	<0.6
F33-TW2	6.97	1952.78	08/13/08	08/18/2008	Unfiltered	<0.2		<0.2	<0.2	<0.2					<0.2	<0.6
F33-TW2	6.1	1953.65	12/04/08	11/06/2008	Unfiltered	<0.2		<0.2	<0.2	<0.2					<0.2	<0.6
F33-TW2	3.34	1956.41	02/26/09	03/23/2009	Unfiltered	<0.2		<0.2	<0.2	<0.2					<0.2	<0.6
F33-TW2	4.93	1954.82	05/11/09	06/12/2009	Unfiltered	<0.40	<0.26	<0.28	<0.36	<0.38	<0.38	<0.46	<0.47	<0.49	<0.22	<0.0933
F33-TW2	7.03	1952.72	08/12/2009	08/20/2009	Unfiltered	<0.1		<0.3	<0.24	<0.19					<0.26	0.032
F33-TW2	7.47	1952.28	11/09/2009	11/17/2009	Unfiltered	<0.10		<0.30	<0.24	<0.19					<0.26	<0.01
F33-TW2	3.87	1955.88	03/26/10	3/31/2010	Unfiltered	<0.10		<0.30	<0.24	<0.19					<0.26	0.02 Jq
F33-TW2	4.49	1955.26	05/14/2010	05/06/2010	Unfiltered	<0.10		<0.30	<0.24	<0.19					<0.26	<0.02
F33-TW2	6.41	1953.34	9/2/2010	9/14/2010	Unfiltered	<0.10		<0.30	<0.24	<0.19					<0.26	<0.02
F33-TW2	5.47	1954.28	12/15/2010	1/7/2011	Unfiltered	<0.10		<0.30	<0.24	<0.19					<0.26	<0.02
F33-TW3	5.56	1950.23	08/13/08	08/18/2008	Unfiltered	<0.2		<0.2	<0.2	<0.2					<0.2	<0.6
F33-TW3	4.28	1951.51	12/04/08	11/06/2008	Unfiltered	<0.2		<0.2	<0.2	<0.2					<0.2	<0.6
F33-TW3	3.40	1952.39	02/26/09	03/23/2009	Unfiltered	<0.2		<0.2	<0.2	<0.2					<0.2	<0.6
F33-TW3	4.13	1951.66	05/11/09	06/12/2009	Unfiltered	<0.40	<0.26	<0.28	<0.36	<0.38	<0.38	<0.46	<0.47	<0.49	<0.22	<0.0933
F33-TW3	5.62	1950.17	08/12/2009	08/20/2009	Unfiltered	<0.1		<0.3	<0.24	<0.19					<0.26	0.003 Jq
F33-TW3	5.92	1949.87	11/09/2009	11/17/2009	Unfiltered	<0.10		<0.30	<0.24	<0.19					<0.26	<0.01
F33-TW3	4.45	1951.34	03/26/10	3/31/2010	Unfiltered	<0.10		<0.30	<0.24	<0.19					<0.26	<0.01
F33-TW3	4.69	1951.1	05/14/2010	05/06/2010	Unfiltered	<0.10		<0.30	<0.24	<0.19					<0.26	<0.02
F33-TW3	5.36	1950.43	9/2/2010	9/14/2010	Unfiltered	<0.10		<0.30	<0.24	<0.19					<0.26	<0.02
F33-TW3	4.79	1951.00	12/15/2010	1/13/2011	Unfiltered	<0.10		<0.30	<0.24	<0.19					<0.26	<0.02
F33-TW4	5.94	1945.38	08/13/08	08/19/2008	Unfiltered	<0.2		<0.2	<0.2	<0.2					<0.2	<0.6
F33-TW4	NA	NA	12/04/08	11/10/2008	Unfiltered	<0.2		<0.2	<0.2	<0.2					<0.2	<0.6
F33-TW5	5.73	1943.82	08/13/08	08/18/2008	Unfiltered	<0.2		<0.2	<0.2	<0.2					<0.2	<0.6
F33-TW5	NA	NA	12/04/08	11/10/2008	Unfiltered	<0.2		<0.2	<0.2	<0.2					<0.2	<0.6
F33-TW6	6.5	1944.12	08/13/08	08/19/2008	Unfiltered	<0.2		<0.2	<0.2	<0.2					<0.2	<0.6
F33-TW6	5.91	1944.71	12/04/08	11/13/2008	Unfiltered	<0.2		<0.2	<0.2	<0.2					<0.2	<0.6
F33-TW6	4.30	1946.32	02/26/09	03/25/2009	Unfiltered	<0.2		<0.2	<0.2	<0.2					<0.2	<0.6

Consolidation Data Summary Table - Groundwater
Beaumont Site 1

	Water Level Data					Volatile Organics										
Sample Location	Depth to Water (feet below ground surface)	Groundwater Elevation (feet above mean sea level)	Elevation Date	Sample Date	Filter Status	Ethane -ug/L	Hexachlorobutadiene -ug/L	2-Hexanone -ug/L	p-Isopropyltoluene -ug/L	Isopropylbenzene -ug/L	Methane -ug/L	4-Methyl-2-Pentanone -ug/L	Methyl tert-butyl ether (MTBE) -ug/L	Methylene Chloride -ug/L	Naphthalene -ug/L	n-Propylbenzene -ug/L
F33-TW1	NA	NA	12/04/08	11/06/2008	Unfiltered	<0.6		<5			4	<5	<0.2	<0.5		
F33-TW2	6.97	1952.78	08/13/08	08/18/2008	Unfiltered	<0.6		<5			150	<5	<0.2	<0.5		
F33-TW2	6.1	1953.65	12/04/08	11/06/2008	Unfiltered	<0.6		<5			98	<5	<0.2	<0.5		
F33-TW2	3.34	1956.41	02/26/09	03/23/2009	Unfiltered	<0.6		<5			37	<5	<0.2	<0.5		
F33-TW2	4.93	1954.82	05/11/09	06/12/2009	Unfiltered	<0.00547		<6.9	<0.26	<0.23	49.7	<4.4	<0.30	<2.6	<2.5	<0.79
F33-TW2	7.03	1952.72	08/12/2009	08/20/2009	Unfiltered	<0.005		<1.2			110	<0.95	<0.29	<0.15		
F33-TW2	7.47	1952.28	11/09/2009	11/17/2009	Unfiltered	<0.01		<1.2			120	<0.95	<0.29	<0.15		
F33-TW2	3.87	1955.88	03/26/10	3/31/2010	Unfiltered	<0.01		<1.2			71	<0.95	<0.29	<0.15		
F33-TW2	4.49	1955.26	05/14/2010	05/06/2010	Unfiltered	<0.01		<1.2			94	<0.95	<0.29	0.38 Jq		
F33-TW2	6.41	1953.34	9/2/2010	9/14/2010	Unfiltered	<0.01		<1.2			110	<0.95	<0.29	<0.15		
F33-TW2	5.47	1954.28	12/15/2010	1/7/2011	Unfiltered	<0.01		<1.2			130.00	<0.95	<0.43	0.41 BJakq		
F33-TW3	5.56	1950.23	08/13/08	08/18/2008	Unfiltered	<0.6		<5			16	<5	<0.2	<0.5		
F33-TW3	4.28	1951.51	12/04/08	11/06/2008	Unfiltered	<0.6		<5			270	<5	<0.2	<0.5		
F33-TW3	3.40	1952.39	02/26/09	03/23/2009	Unfiltered	<0.6		<5			75	<5	<0.2	<0.5		
F33-TW3	4.13	1951.66	05/11/09	06/12/2009	Unfiltered	<0.00547		<6.9	<0.26	<0.23	213	<4.4	<0.30	<2.6	<2.5	<0.79
F33-TW3	5.62	1950.17	08/12/2009	08/20/2009	Unfiltered	<0.001		<1.2			33	<0.95	<0.29	0.24 BJkq		
F33-TW3	5.92	1949.87	11/09/2009	11/17/2009	Unfiltered	<0.01		<1.2			110	<0.95	<0.29	<0.15		
F33-TW3	4.45	1951.34	03/26/10	3/31/2010	Unfiltered	<0.01		<1.2			170	<0.95	<0.29	<0.15		
F33-TW3	4.69	1951.1	05/14/2010	05/06/2010	Unfiltered	<0.01		<1.2			130	<0.95	<0.29	1.2 Jq		
F33-TW3	5.36	1950.43	9/2/2010	9/14/2010	Unfiltered	<0.01		<1.2			110	<0.95	<0.29	<0.15		
F33-TW3	4.79	1951.00	12/15/2010	1/13/2011	Unfiltered	<0.01		<1.2			8.50	<0.95	<0.43	0.23 BJkq		
F33-TW4	5.94	1945.38	08/13/08	08/19/2008	Unfiltered	<0.6		<5			61	<5	<0.2	<0.5		
F33-TW4	NA	NA	12/04/08	11/10/2008	Unfiltered	<0.6		<5			53	<5	<0.2	<0.5		
F33-TW5	5.73	1943.82	08/13/08	08/18/2008	Unfiltered	<0.6		<5			97	<5	<0.2	<0.5		
F33-TW5	NA	NA	12/04/08	11/10/2008	Unfiltered	<0.6		<5			100	<5	<0.2	<0.5		
F33-TW6	6.5	1944.12	08/13/08	08/19/2008	Unfiltered	<0.6		<5			1.8 Jq	<5	<0.2	<0.5		
F33-TW6	5.91	1944.71	12/04/08	11/13/2008	Unfiltered	<0.6		<5			2.3	<5	<0.2	<0.5		
F33-TW6	4.30	1946.32	02/26/09	03/25/2009	Unfiltered	<0.6		<5			1.4 Jq	<5	<0.2	<0.5		

Consolidation Data Summary Table - Groundwater
Beaumont Site 1

	Water Level Data					Volatile Organics										
Sample Location	Depth to Water (feet below ground surface)	Groundwater Elevation (feet above mean sea level)	Elevation Date	Sample Date	Filter Status	Styrene -ug/L	Toluene -ug/L	1,1,1,2-Tetrachloroethane -ug/L	1,1,1-Trichloroethane -ug/L	1,1,2-Trichloroethane -ug/L	1,2,3-Trichlorobenzene -ug/L	1,2,4-Trichlorobenzene -ug/L	Trichloroethene -ug/L	1,2,3-Trichloropropane -ug/L	Trichlorofluoromethane -ug/L	1,1,2-Trichloro-1,2,2-Trifluoroethane -ug/L
F33-TW1	NA	NA	12/04/08	11/06/2008	Unfiltered	<0.2	<0.2		<0.2	<0.2			0.33 Jq			
F33-TW2	6.97	1952.78	08/13/08	08/18/2008	Unfiltered	<0.2	<0.2		<0.2	<0.2			<0.2			
F33-TW2	6.1	1953.65	12/04/08	11/06/2008	Unfiltered	<0.2	<0.2		<0.2	<0.2			<0.2			
F33-TW2	3.34	1956.41	02/26/09	03/23/2009	Unfiltered	<0.2	<0.2		<0.2	<0.2			<0.2			
F33-TW2	4.93	1954.82	05/11/09	06/12/2009	Unfiltered	<0.30	<0.33	<0.35	<0.45	<0.54	<0.31	<0.49	<0.30	<1.3	<0.31	<0.64
F33-TW2	7.03	1952.72	08/12/2009	08/20/2009	Unfiltered	<0.22	<0.22		<0.12	<0.31			<0.17	<0.29	<0.16	
F33-TW2	7.47	1952.28	11/09/2009	11/17/2009	Unfiltered	<0.22	<0.22		<0.12	<0.31			<0.17	<0.29	<0.16	
F33-TW2	3.87	1955.88	03/26/10	3/31/2010	Unfiltered	<0.22	<0.22		<0.12	<0.31			<0.17	<0.29	<0.16	
F33-TW2	4.49	1955.26	05/14/2010	05/06/2010	Unfiltered	<0.22	<0.22		<0.12	<0.31			<0.17	<0.29	<0.16	
F33-TW2	6.41	1953.34	9/2/2010	9/14/2010	Unfiltered	<0.22	<0.22		<0.12	<0.31			<0.17	<0.29	<0.16	
F33-TW2	5.47	1954.28	12/15/2010	1/7/2011	Unfiltered	<0.22	<0.22		<0.12	<0.31			<0.25	<0.29	<0.16	
F33-TW3	5.56	1950.23	08/13/08	08/18/2008	Unfiltered	<0.2	<0.2		<0.2	<0.2			0.79 Jq			
F33-TW3	4.28	1951.51	12/04/08	11/06/2008	Unfiltered	<0.2	0.24 Jq		<0.2	<0.2			0.29 Jq			
F33-TW3	3.40	1952.39	02/26/09	03/23/2009	Unfiltered	<0.2	<0.2		<0.2	<0.2			0.27 Jq			
F33-TW3	4.13	1951.66	05/11/09	06/12/2009	Unfiltered	<0.30	<0.33	<0.35	<0.45	<0.54	<0.31	<0.49	<0.30	<1.3	<0.31	<0.64
F33-TW3	5.62	1950.17	08/12/2009	08/20/2009	Unfiltered	<0.22	<0.22		<0.12	<0.31			0.72	<0.29	<0.16	
F33-TW3	5.92	1949.87	11/09/2009	11/17/2009	Unfiltered	<0.22	<0.22		<0.12	<0.31			0.48 Jq	<0.29	<0.16	
F33-TW3	4.45	1951.34	03/26/10	3/31/2010	Unfiltered	<0.22	<0.22		<0.12	<0.31			<0.17	<0.29	<0.16	
F33-TW3	4.69	1951.1	05/14/2010	05/06/2010	Unfiltered	<0.22	<0.22		<0.12	<0.31			0.23 Jq	<0.29	<0.16	
F33-TW3	5.36	1950.43	9/2/2010	9/14/2010	Unfiltered	<0.22	<0.22		<0.12	<0.31			0.57	<0.29	<0.16	
F33-TW3	4.79	1951.00	12/15/2010	1/13/2011	Unfiltered	<0.22	<0.22		<0.12	<0.31			<0.25	<0.29	<0.16	
F33-TW4	5.94	1945.38	08/13/08	08/19/2008	Unfiltered	<0.2	<0.2		<0.2	<0.2			<0.2			
F33-TW4	NA	NA	12/04/08	11/10/2008	Unfiltered	<0.2	<0.2		<0.2	<0.2			<0.2			
F33-TW5	5.73	1943.82	08/13/08	08/18/2008	Unfiltered	<0.2	<0.2		<0.2	<0.2			<0.2			
F33-TW5	NA	NA	12/04/08	11/10/2008	Unfiltered	<0.2	<0.2		<0.2	<0.2			<0.2			
F33-TW6	6.5	1944.12	08/13/08	08/19/2008	Unfiltered	<0.2	<0.2		<0.2	<0.2			<0.2			
F33-TW6	5.91	1944.71	12/04/08	11/13/2008	Unfiltered	<0.2	<0.2		<0.2	<0.2			<0.2			
F33-TW6	4.30	1946.32	02/26/09	03/25/2009	Unfiltered	<0.2	<0.2		<0.2	<0.2			<0.2			

Consolidation Data Summary Table - Groundwater
Beaumont Site 1

	Water Level Data					Volatile Organics							
Sample Location	Depth to Water (feet below ground surface)	Groundwater Elevation (feet above mean sea level)	Elevation Date	Sample Date	Filter Status	1,2,4-Trimethylbenzene -ug/L	1,3,5-Trimethylbenzene -ug/L	1,1,2,2-Tetrachloroethane -ug/L	Tetrachloroethene (PCE) -ug/L	Vinyl Acetate -ug/L	Vinyl Chloride -ug/L	m,p-Xylenes -ug/L	o-Xylene -ug/L
F33-TW1	NA	NA	12/04/08	11/06/2008	Unfiltered			<0.2	<0.2		<0.2	<0.5	<0.2
F33-TW2	6.97	1952.78	08/13/08	08/18/2008	Unfiltered			<0.2	<0.2		<0.2	<0.5	<0.2
F33-TW2	6.1	1953.65	12/04/08	11/06/2008	Unfiltered			<0.2	<0.2		<0.2	<0.5	<0.2
F33-TW2	3.34	1956.41	02/26/09	03/23/2009	Unfiltered			<0.2	<0.2		<0.2	<0.5	<0.2
F33-TW2	4.93	1954.82	05/11/09	06/12/2009	Unfiltered	<0.24	<0.23	<0.44	<0.51	<7.1	<0.33	<0.45	<0.24
F33-TW2	7.03	1952.72	08/12/2009	08/20/2009	Unfiltered			<0.29	<0.17	<0.48	<0.13	<0.36	<0.41
F33-TW2	7.47	1952.28	11/09/2009	11/17/2009	Unfiltered			<0.29	<0.17	<0.48	<0.13	<0.36	<0.41
F33-TW2	3.87	1955.88	03/26/10	3/31/2010	Unfiltered			<0.29	<0.17	<0.48	<0.13	<0.36	<0.41
F33-TW2	4.49	1955.26	05/14/2010	05/06/2010	Unfiltered			<0.29	<0.17	<0.48	<0.13	<0.36	<0.41
F33-TW2	6.41	1953.34	9/2/2010	9/14/2010	Unfiltered			<0.29	<0.17	<0.48	<0.13	<0.36	<0.41
F33-TW2	5.47	1954.28	12/15/2010	1/7/2011	Unfiltered			<0.29	<0.23	<0.48	<0.13	<0.36	<0.41
F33-TW3	5.56	1950.23	08/13/08	08/18/2008	Unfiltered			<0.2	<0.2		<0.2	<0.5	<0.2
F33-TW3	4.28	1951.51	12/04/08	11/06/2008	Unfiltered			<0.2	<0.2		<0.2	<0.5	<0.2
F33-TW3	3.40	1952.39	02/26/09	03/23/2009	Unfiltered			<0.2	<0.2		<0.2	<0.5	<0.2
F33-TW3	4.13	1951.66	05/11/09	06/12/2009	Unfiltered	<0.24	<0.23	<0.44	<0.51	<7.1	<0.33	<0.45	<0.24
F33-TW3	5.62	1950.17	08/12/2009	08/20/2009	Unfiltered			<0.29	<0.17	<0.48	<0.13	<0.36	<0.41
F33-TW3	5.92	1949.87	11/09/2009	11/17/2009	Unfiltered			<0.29	<0.17	<0.48	<0.13	<0.36	<0.41
F33-TW3	4.45	1951.34	03/26/10	3/31/2010	Unfiltered			<0.29	<0.17	<0.48	<0.13	<0.36	<0.41
F33-TW3	4.69	1951.1	05/14/2010	05/06/2010	Unfiltered			<0.29	<0.17	<0.48	<0.13	<0.36	<0.41
F33-TW3	5.36	1950.43	9/2/2010	9/14/2010	Unfiltered			<0.29	<0.17	<0.48	<0.13	<0.36	<0.41
F33-TW3	4.79	1951.00	12/15/2010	1/13/2011	Unfiltered			<0.29	<0.23	<0.48	<0.13	<0.36	<0.41
F33-TW4	5.94	1945.38	08/13/08	08/19/2008	Unfiltered			<0.2	<0.2		<0.2	<0.5	<0.2
F33-TW4	NA	NA	12/04/08	11/10/2008	Unfiltered			<0.2	<0.2		<0.2	<0.5	<0.2
F33-TW5	5.73	1943.82	08/13/08	08/18/2008	Unfiltered			<0.2	<0.2		<0.2	<0.5	<0.2
F33-TW5	NA	NA	12/04/08	11/10/2008	Unfiltered			<0.2	<0.2		<0.2	<0.5	<0.2
F33-TW6	6.5	1944.12	08/13/08	08/19/2008	Unfiltered			<0.2	<0.2		<0.2	<0.5	<0.2
F33-TW6	5.91	1944.71	12/04/08	11/13/2008	Unfiltered			<0.2	<0.2		<0.2	<0.5	<0.2
F33-TW6	4.30	1946.32	02/26/09	03/25/2009	Unfiltered			<0.2	<0.2		<0.2	<0.5	<0.2

Consolidation Data Summary Table - Groundwater
Beaumont Site 1

	Water Level Data					Volatile Organics										
Sample Location	Depth to Water (feet below ground surface)	Groundwater Elevation (feet above mean sea level)	Elevation Date	Sample Date	Filter Status	1,4-Dioxane -ug/L	N-Nitrosodimethylamine -ng/L	Acetone -ug/L	Bromodichloromethane -ug/L	2-Butanone -ug/L	Bromobenzene -ug/L	Bromochloromethane -ug/L	Bromomethane -ug/L	Bromoform -ug/L	n-Butylbenzene -ug/L	sec-Butylbenzene -ug/L
F33-TW6	4.61	1946.01	05/15/09	06/19/2009	Unfiltered	3.1		<5.0	<0.11	<1.2			<0.48	<0.13		
F33-TW6	6.53	1944.09	08/12/2009	08/25/2009	Unfiltered	4.2		<5	<0.11	<1.2			<0.48	<0.13		
F33-TW6	7.09	1943.53	11/09/2009	11/18/2009	Unfiltered	5.0		<5.0	<0.11	<1.2			<0.48	<0.13		
F33-TW6	4.72	1945.90	03/26/10	3/31/2010	Unfiltered	2.5		<5.0	<0.11	<1.2			<0.48	<0.13		
F33-TW6	4.75	1945.87	05/14/2010	05/06/2010	Unfiltered	2.8		<5.0	<0.11	<1.2			<0.48	<0.13		
F33-TW6	6.05	1944.57	9/2/2010	9/14/2010	Unfiltered			<5.0	<0.11	<1.2			<0.48	<0.13		
F33-TW6	6.05	1944.57	9/2/2010	9/15/2010	Unfiltered	3.7										
F33-TW6	5.30	1945.32	12/15/2010	1/7/2011	Unfiltered	3.4		<5.0	<0.11	<1.2			<0.48	<0.50		
F33-TW7	8.38	No survey	08/14/2009	08/25/2009	Unfiltered	4.1		<5	<0.11	<1.2			<0.48	<0.13		
F33-TW7	9.04	No survey	11/09/2009	11/17/2009	Unfiltered	<0.10		<5.0	<0.11	<1.2			<0.48	<0.13		
F33-TW7	6.41		03/26/10	3/31/2010	Unfiltered	2.9		<5.0	<0.11	<1.2			<0.48	<0.13		
F33-TW7	6.47	n/a	05/14/2010	05/07/2010	Unfiltered	2.8		<5.0	<0.11	<1.2			<0.48	<0.13		
F33-TW7	7.98	-	9/2/2010	9/14/2010	Unfiltered	4.1		<5.0	<0.11	<1.2			<0.48	<0.13		
F33-TW7	7.20	-	12/15/2010	1/7/2011	Unfiltered	2.6		<5.0	<0.11	<1.2			<0.48	<0.50		
F34-PGW1-19				09/15/2008	Unfiltered			<2.0	<0.10	<1.0			<0.30	<0.50		
F34-PGW2-23				09/15/2008	Unfiltered			<2.0	<0.10	<1.0			<0.30	<0.50		
F34-PGW3-22				09/12/2008	Unfiltered			<2.0	<0.10	<1.0			<0.30	<0.50		
F34-PGW4-27				09/12/2008	Unfiltered			<2.0	<0.10	<1.0			<0.30	<0.50		
F34-PGW5-26				09/15/2008	Unfiltered			<2.0	<0.10	<1.0			<0.30	<0.50		
F34-PGW5B-100				10/23/2008	Unfiltered			<2.0	<0.10	<1.0			<0.30	<0.50		
F34-PGW5B-39				10/22/2008	Unfiltered			<2.0	<0.10	<1.0			<0.30	<0.50		
F34-PGW5B-50				10/23/2008	Unfiltered			<2.0	<0.10	<1.0			<0.30	<0.50		
F34-PGW5B-60				10/23/2008	Unfiltered			<2.0	<0.10	<1.0			<0.30	<0.50		
F34-PGW5B-70				10/23/2008	Unfiltered			<2.0	<0.10	<1.0			<0.30	<0.50		
F34-PGW5B-80				10/23/2008	Unfiltered			<2.0	<0.10	<1.0			<0.30	<0.50		
F34-PGW5B-90				10/23/2008	Unfiltered			<2.0	<0.10	<1.0			<0.30	<0.50		
F34-PGW6-21				09/16/2008	Unfiltered			<2.0	<0.10	<1.0			<0.30	<0.50		
F34-SGW7-27				10/22/2008	Unfiltered			<2.0	<0.10	<1.0			<0.30	<0.50		

Consolidation Data Summary Table - Groundwater
Beaumont Site 1

	Water Level Data					Volatile Organics									
Sample Location	Depth to Water (feet below ground surface)	Groundwater Elevation (feet above mean sea level)	Elevation Date	Sample Date	Filter Status	tert-Butylbenzene -ug/L	Benzene -ug/L	Carbon Disulfide -ug/L	Chlorobenzene -ug/L	2-Chlorotoluene -ug/L	4-Chlorotoluene -ug/L	Chloroethane -ug/L	Chloromethane -ug/L	Carbon Tetrachloride -ug/L	Chloroform -ug/L
F33-TW6	4.61	1946.01	05/15/09	06/19/2009	Unfiltered		<0.14	<0.36	<0.23			<0.35	<0.36	<0.15	<0.17
F33-TW6	6.53	1944.09	08/12/2009	08/25/2009	Unfiltered		<0.14	<0.36	<0.23			<0.35	<0.36	<0.15	<0.17
F33-TW6	7.09	1943.53	11/09/2009	11/18/2009	Unfiltered		<0.14	<0.36	<0.23			<0.35	<0.36	<0.15	<0.17
F33-TW6	4.72	1945.90	03/26/10	3/31/2010	Unfiltered		<0.14	<0.36	<0.23			<0.35	<0.36	<0.15	<0.17
F33-TW6	4.75	1945.87	05/14/2010	05/06/2010	Unfiltered		<0.14	<0.36	<0.23			<0.35	<0.36	<0.15	<0.17
F33-TW6	6.05	1944.57	9/2/2010	9/14/2010	Unfiltered		<0.14	<0.36	<0.23			<0.35	<0.36	<0.15	<0.17
F33-TW6	6.05	1944.57	9/2/2010	9/15/2010	Unfiltered										
F33-TW6	5.30	1945.32	12/15/2010	1/7/2011	Unfiltered		<0.14	<0.36	<0.23			<0.35	<0.36	<0.15	<0.46
F33-TW7	8.38	No survey	08/14/2009	08/25/2009	Unfiltered		<0.14	<0.36	<0.23			<0.35	<0.36	<0.15	<0.17
F33-TW7	9.04	No survey	11/09/2009	11/17/2009	Unfiltered		<0.14	<0.36	<0.23			<0.35	<0.36	<0.15	<0.17
F33-TW7	6.41		03/26/10	3/31/2010	Unfiltered		<0.14	<0.36	<0.23			<0.35	<0.36	<0.15	<0.17
F33-TW7	6.47	n/a	05/14/2010	05/07/2010	Unfiltered		<0.14	<0.36	<0.23			<0.35	<0.36	<0.15	<0.17
F33-TW7	7.98	-	9/2/2010	9/14/2010	Unfiltered		<0.14	<0.36	<0.23			<0.35	<0.36	<0.15	<0.17
F33-TW7	7.20	-	12/15/2010	1/7/2011	Unfiltered		<0.14	<0.36	<0.23			<0.35	<0.36	<0.15	<0.46
F34-PGW1-19				09/15/2008	Unfiltered		0.370 Jq	<0.10	<0.10			<0.30	<0.30	<0.10	0.160 Jq
F34-PGW2-23				09/15/2008	Unfiltered		0.170 Jq	<0.10	<0.10			<0.30	<0.30	<0.10	0.160 Jq
F34-PGW3-22				09/12/2008	Unfiltered		0.22 Jq	<0.10	<0.10			<0.30	<0.30	<0.10	<0.10
F34-PGW4-27				09/12/2008	Unfiltered		0.17 Jq	<0.10	<0.10			<0.30	<0.30	<0.10	<0.10
F34-PGW5-26				09/15/2008	Unfiltered		<0.10	<0.10	<0.10			<0.30	<0.30	<0.10	0.250 Jq
F34-PGW5B-100				10/23/2008	Unfiltered		<0.10	<0.10	<0.10			<0.30	<0.30	<0.10	<0.10
F34-PGW5B-39				10/22/2008	Unfiltered		<0.10	<0.10	<0.10			<0.30	<0.30	<0.10	<0.10
F34-PGW5B-50				10/23/2008	Unfiltered		<0.10	<0.10	<0.10			<0.30	<0.30	<0.10	<0.10
F34-PGW5B-60				10/23/2008	Unfiltered		<0.10	<0.10	<0.10			<0.30	<0.30	<0.10	<0.10
F34-PGW5B-70				10/23/2008	Unfiltered		<0.10	<0.10	<0.10			<0.30	<0.30	<0.10	<0.10
F34-PGW5B-80				10/23/2008	Unfiltered		<0.10	<0.10	<0.10			<0.30	<0.30	<0.10	<0.10
F34-PGW5B-90				10/23/2008	Unfiltered		<0.10	<0.10	<0.10			<0.30	<0.30	<0.10	<0.10
F34-PGW6-21				09/16/2008	Unfiltered		0.23 Jq	<0.10	<0.10			<0.30	<0.30	<0.10	<0.10
F34-SGW7-27				10/22/2008	Unfiltered		<0.10	<0.10	<0.10			<0.30	<0.30	<0.10	<0.10

Consolidation Data Summary Table - Groundwater
Beaumont Site 1

	Water Level Data					Volatile Organics									
Sample Location	Depth to Water (feet below ground surface)	Groundwater Elevation (feet above mean sea level)	Elevation Date	Sample Date	Filter Status	Dibromochloromethane -ug/L	1,2-Dibromo-3-Chloropropane -ug/L	Dibromomethane -ug/L	1,1-Dichloroethane -ug/L	1,2-Dichloroethane -ug/L	1,2-Dichlorobenzene -ug/L	1,3-Dichlorobenzene -ug/L	1,4-Dichlorobenzene -ug/L	1,1-Dichloroethene -ug/L	cis-1,2-Dichloroethene -ug/L
F33-TW6	4.61	1946.01	05/15/09	06/19/2009	Unfiltered	<0.37			<0.098	<0.21	<0.20	<0.15	<0.072	<0.12	<0.18
F33-TW6	6.53	1944.09	08/12/2009	08/25/2009	Unfiltered	<0.37			<0.098	<0.21	<0.2	<0.15	<0.072	<0.12	<0.18
F33-TW6	7.09	1943.53	11/09/2009	11/18/2009	Unfiltered	<0.37			<0.098	<0.21	<0.20	<0.15	<0.072	0.39 Jq	<0.18
F33-TW6	4.72	1945.90	03/26/10	3/31/2010	Unfiltered	<0.37			<0.098	<0.21	<0.20	<0.15	<0.072	<0.12	<0.18
F33-TW6	4.75	1945.87	05/14/2010	05/06/2010	Unfiltered	<0.37			<0.098	<0.21	<0.20	<0.15	<0.072	<0.12	<0.18
F33-TW6	6.05	1944.57	9/2/2010	9/14/2010	Unfiltered	<0.37			<0.098	<0.21	<0.20	<0.15	<0.072	<0.12	<0.18
F33-TW6	6.05	1944.57	9/2/2010	9/15/2010	Unfiltered										
F33-TW6	5.30	1945.32	12/15/2010	1/7/2011	Unfiltered	<0.37			<0.098	<0.21	<0.20	<0.15	<0.072	<0.12	<0.18
F33-TW7	8.38	No survey	08/14/2009	08/25/2009	Unfiltered	<0.37			<0.098	<0.21	<0.2	<0.15	<0.072	<0.12	<0.18
F33-TW7	9.04	No survey	11/09/2009	11/17/2009	Unfiltered	<0.37			<0.098	<0.21	<0.20	<0.15	<0.072	<0.12	<0.18
F33-TW7	6.41		03/26/10	3/31/2010	Unfiltered	<0.37			<0.098	<0.21	<0.20	<0.15	<0.072	<0.12	<0.18
F33-TW7	6.47	n/a	05/14/2010	05/07/2010	Unfiltered	<0.37			<0.098	<0.21	<0.20	<0.15	<0.072	<0.12	<0.18
F33-TW7	7.98	-	9/2/2010	9/14/2010	Unfiltered	<0.37			<0.098	<0.21	<0.20	<0.15	<0.072	0.19 Jq	0.18 Jq
F33-TW7	7.20	-	12/15/2010	1/7/2011	Unfiltered	<0.37			<0.098	<0.21	<0.20	<0.15	<0.072	<0.12	<0.18
F34-PGW1-19				09/15/2008	Unfiltered	<0.10			<0.10	0.37 Jq	<0.10	<0.10	<0.10	18.8	<0.10
F34-PGW2-23				09/15/2008	Unfiltered	<0.10			0.700 Jq	<0.10	<0.10	<0.10	<0.10	8.10	<0.10
F34-PGW3-22				09/12/2008	Unfiltered	<0.10			<0.10	<0.10	<0.10	<0.10	<0.10	2.60	<0.10
F34-PGW4-27				09/12/2008	Unfiltered	<0.10			<0.10	<0.10	<0.10	<0.10	<0.10	<0.10	<0.10
F34-PGW5-26				09/15/2008	Unfiltered	<0.10			0.210 Jq	<0.10	<0.10	<0.10	<0.10	23.1	<0.10
F34-PGW5B-100				10/23/2008	Unfiltered	<0.10			<0.10	<0.10	<0.10	<0.10	<0.10	<0.10	<0.10
F34-PGW5B-39				10/22/2008	Unfiltered	<0.10			<0.10	<0.10	<0.10	<0.10	<0.10	2.65	<0.10
F34-PGW5B-50				10/23/2008	Unfiltered	<0.10			<0.10	<0.10	<0.10	<0.10	<0.10	7.45	<0.10
F34-PGW5B-60				10/23/2008	Unfiltered	<0.10			<0.10	<0.10	<0.10	<0.10	<0.10	<0.10	<0.10
F34-PGW5B-70				10/23/2008	Unfiltered	<0.10			<0.10	<0.10	<0.10	<0.10	<0.10	<0.10	<0.10
F34-PGW5B-80				10/23/2008	Unfiltered	<0.10			<0.10	<0.10	<0.10	<0.10	<0.10	<0.10	<0.10
F34-PGW5B-90				10/23/2008	Unfiltered	<0.10			<0.10	<0.10	<0.10	<0.10	<0.10	<0.10	<0.10
F34-PGW6-21				09/16/2008	Unfiltered	<0.10			0.41 Jq	<0.10	<0.10	<0.10	<0.10	7.60	<0.10
F34-SGW7-27				10/22/2008	Unfiltered	<0.10			0.280 Jq	<0.10	<0.10	<0.10	<0.10	<0.10	<0.10

Consolidation Data Summary Table - Groundwater
Beaumont Site 1

	Water Level Data						Volatile Organics									
Sample Location	Depth to Water (feet below ground surface)	Groundwater Elevation (feet above mean sea level)	Elevation Date	Sample Date	Filter Status	trans-1,2-Dichloroethene -ug/L	1,1-Dichloropropene -ug/L	cis-1,3-Dichloropropene -ug/L	trans-1,3-Dichloropropene -ug/L	1,2-Dichloropropane -ug/L	1,3-Dichloropropane -ug/L	2,2-Dichloropropane -ug/L	1,2-Dibromoethane -ug/L	Dichlorodifluoromethane -ug/L	Ethylbenzene -ug/L	Ethene -ug/L
F33-TW6	4.61	1946.01	05/15/09	06/19/2009	Unfiltered	<0.10		<0.30	<0.24	<0.19					<0.26	<0.001 Jq
F33-TW6	6.53	1944.09	08/12/2009	08/25/2009	Unfiltered	<0.1		<0.3	<0.24	<0.19					<0.26	0.004 Jq
F33-TW6	7.09	1943.53	11/09/2009	11/18/2009	Unfiltered	<0.10		<0.30	<0.24	<0.19					<0.26	<0.01
F33-TW6	4.72	1945.90	03/26/10	3/31/2010	Unfiltered	<0.10		<0.30	<0.24	<0.19					<0.26	<0.01
F33-TW6	4.75	1945.87	05/14/2010	05/06/2010	Unfiltered	<0.10		<0.30	<0.24	<0.19					<0.26	<0.02
F33-TW6	6.05	1944.57	9/2/2010	9/14/2010	Unfiltered	<0.10		<0.30	<0.24	<0.19					<0.26	<0.02
F33-TW6	6.05	1944.57	9/2/2010	9/15/2010	Unfiltered											
F33-TW6	5.30	1945.32	12/15/2010	1/7/2011	Unfiltered	<0.10		<0.30	<0.24	<0.19					<0.26	<0.02
F33-TW7	8.38	No survey	08/14/2009	08/25/2009	Unfiltered	<0.1		<0.3	<0.24	<0.19					<0.26	0.027
F33-TW7	9.04	No survey	11/09/2009	11/17/2009	Unfiltered	<0.10		<0.30	<0.24	<0.19					<0.26	<0.01
F33-TW7	6.41		03/26/10	3/31/2010	Unfiltered	<0.10		<0.30	<0.24	<0.19					<0.26	<0.01
F33-TW7	6.47	n/a	05/14/2010	05/07/2010	Unfiltered	<0.10		<0.30	<0.24	<0.19					<0.26	<0.02
F33-TW7	7.98	-	9/2/2010	9/14/2010	Unfiltered	<0.10		<0.30	<0.24	<0.19					<0.26	<0.02
F33-TW7	7.20	-	12/15/2010	1/7/2011	Unfiltered	<0.10		<0.30	<0.24	<0.19					<0.26	<0.02
F34-PGW1-19				09/15/2008	Unfiltered	<0.10		<0.10	<0.10	<0.10			<0.10		<0.10	
F34-PGW2-23				09/15/2008	Unfiltered	<0.10		<0.10	<0.10	<0.10			<0.10		<0.10	
F34-PGW3-22				09/12/2008	Unfiltered	<0.10		<0.10	<0.10	<0.10			<0.10		<0.10	
F34-PGW4-27				09/12/2008	Unfiltered	<0.10		<0.10	<0.10	<0.10			<0.10		<0.10	
F34-PGW5-26				09/15/2008	Unfiltered	<0.10		<0.10	<0.10	<0.10			<0.10		0.430 Jq	
F34-PGW5B-100				10/23/2008	Unfiltered	<0.10		<0.10	<0.10	<0.10			<0.10		<0.10	
F34-PGW5B-39				10/22/2008	Unfiltered	<0.10		<0.10	<0.10	<0.10			<0.10		<0.10	
F34-PGW5B-50				10/23/2008	Unfiltered	<0.10		<0.10	<0.10	<0.10			<0.10		<0.10	
F34-PGW5B-60				10/23/2008	Unfiltered	<0.10		<0.10	<0.10	<0.10			<0.10		<0.10	
F34-PGW5B-70				10/23/2008	Unfiltered	<0.10		<0.10	<0.10	<0.10			<0.10		<0.10	
F34-PGW5B-80				10/23/2008	Unfiltered	<0.10		<0.10	<0.10	<0.10			<0.10		<0.10	
F34-PGW5B-90				10/23/2008	Unfiltered	<0.10		<0.10	<0.10	<0.10			<0.10		<0.10	
F34-PGW6-21				09/16/2008	Unfiltered	<0.10		<0.10	<0.10	<0.10			<0.10		<0.10	
F34-SGW7-27				10/22/2008	Unfiltered	<0.10		<0.10	<0.10	<0.10			<0.10		<0.10	

Consolidation Data Summary Table - Groundwater
Beaumont Site 1

	Water Level Data						Volatile Organics									
Sample Location	Depth to Water (feet below ground surface)	Groundwater Elevation (feet above mean sea level)	Elevation Date	Sample Date	Filter Status	Ethane -ug/L	Hexachlorobutadiene -ug/L	2-Hexanone -ug/L	p-Isopropyltoluene -ug/L	Isopropylbenzene -ug/L	Methane -ug/L	4-Methyl-2-Pentanone -ug/L	Methyl tert-butyl ether (MTBE) -ug/L	Methylene Chloride -ug/L	Naphthalene -ug/L	n-Propylbenzene -ug/L
F33-TW6	4.61	1946.01	05/15/09	06/19/2009	Unfiltered	0.0020 Jq		<1.2			<0.001	<0.95	<0.29	<0.15		
F33-TW6	6.53	1944.09	08/12/2009	08/25/2009	Unfiltered	<0.001		<1.2			1.4	<0.95	<0.29	<0.15		
F33-TW6	7.09	1943.53	11/09/2009	11/18/2009	Unfiltered	<0.01		<1.2			1.1	<0.95	<0.29	<0.15		
F33-TW6	4.72	1945.90	03/26/10	3/31/2010	Unfiltered	<0.01		<1.2			0.74	<0.95	<0.29	<0.15		
F33-TW6	4.75	1945.87	05/14/2010	05/06/2010	Unfiltered	<0.01		<1.2			0.53	<0.95	<0.29	0.74 Jq		
F33-TW6	6.05	1944.57	9/2/2010	9/14/2010	Unfiltered	<0.01		<1.2			1.4	<0.95	<0.29	<0.15		
F33-TW6	6.05	1944.57	9/2/2010	9/15/2010	Unfiltered											
F33-TW6	5.30	1945.32	12/15/2010	1/7/2011	Unfiltered	<0.01		<1.2			2.50	<0.95	<0.43	0.22 BJakq		
F33-TW7	8.38	No survey	08/14/2009	08/25/2009	Unfiltered	<0.005		<1.2			100	<0.95	<0.29	<0.15		
F33-TW7	9.04	No survey	11/09/2009	11/17/2009	Unfiltered	<0.01		<1.2			76	<0.95	<0.29	<0.15		
F33-TW7	6.41		03/26/10	3/31/2010	Unfiltered	<0.01		<1.2			42	<0.95	<0.29	<0.15		
F33-TW7	6.47	n/a	05/14/2010	05/07/2010	Unfiltered	<0.01		<1.2			24	<0.95	<0.29	0.93 Jq		
F33-TW7	7.98	-	9/2/2010	9/14/2010	Unfiltered	<0.01		<1.2			170	<0.95	<0.29	<0.15		
F33-TW7	7.20	-	12/15/2010	1/7/2011	Unfiltered	<0.01		<1.2			130.00	<0.95	<0.43	0.27 BJakq		
F34-PGW1-19				09/15/2008	Unfiltered			<0.50				<0.50	<0.10	<0.40		
F34-PGW2-23				09/15/2008	Unfiltered			<0.50				<0.50	<0.10	<0.40		
F34-PGW3-22				09/12/2008	Unfiltered			<0.50				<0.50	0.40 Jq	<0.40		
F34-PGW4-27				09/12/2008	Unfiltered			<0.50				<0.50	<0.10	<0.40		
F34-PGW5-26				09/15/2008	Unfiltered			<0.50				<0.50	0.290 Jq	<0.40		
F34-PGW5B-100				10/23/2008	Unfiltered			<0.50				<0.50	<0.10	<0.40		
F34-PGW5B-39				10/22/2008	Unfiltered			<0.50				<0.50	<0.10	<0.40		
F34-PGW5B-50				10/23/2008	Unfiltered			<0.50				<0.50	<0.10	<0.40		
F34-PGW5B-60				10/23/2008	Unfiltered			<0.50				<0.50	<0.10	<0.40		
F34-PGW5B-70				10/23/2008	Unfiltered			<0.50				<0.50	<0.10	<0.40		
F34-PGW5B-80				10/23/2008	Unfiltered			<0.50				<0.50	<0.10	<0.40		
F34-PGW5B-90				10/23/2008	Unfiltered			<0.50				<0.50	<0.10	<0.40		
F34-PGW6-21				09/16/2008	Unfiltered			<0.50				<0.50	<0.10	<0.40		
F34-SGW7-27				10/22/2008	Unfiltered			<0.50				<0.50	<0.10	<0.40		

Consolidation Data Summary Table - Groundwater
Beaumont Site 1

	Water Level Data						Volatile Organics									
Sample Location	Depth to Water (feet below ground surface)	Groundwater Elevation (feet above mean sea level)	Elevation Date	Sample Date	Filter Status	Styrene -ug/L	Toluene -ug/L	1,1,1,2-Tetrachloroethane -ug/L	1,1,1-Trichloroethane -ug/L	1,1,2-Trichloroethane -ug/L	1,2,3-Trichlorobenzene -ug/L	1,2,4-Trichlorobenzene -ug/L	Trichloroethene -ug/L	1,2,3-Trichloropropane -ug/L	Trichlorofluoromethane -ug/L	1,1,2-Trichloro-1,2,2-Trifluoroethane -ug/L
F33-TW6	4.61	1946.01	05/15/09	06/19/2009	Unfiltered	<0.22	<0.22		<0.12	<0.31			<0.17		<0.16	
F33-TW6	6.53	1944.09	08/12/2009	08/25/2009	Unfiltered	<0.22	<0.22		<0.12	<0.31			<0.17	<0.29	<0.16	
F33-TW6	7.09	1943.53	11/09/2009	11/18/2009	Unfiltered	<0.22	<0.22		<0.12	<0.31			0.29 Jq	<0.29	<0.16	
F33-TW6	4.72	1945.90	03/26/10	3/31/2010	Unfiltered	<0.22	<0.22		<0.12	<0.31			<0.17	<0.29	<0.16	
F33-TW6	4.75	1945.87	05/14/2010	05/06/2010	Unfiltered	<0.22	<0.22		<0.12	<0.31			<0.17	<0.29	<0.16	
F33-TW6	6.05	1944.57	9/2/2010	9/14/2010	Unfiltered	<0.22	<0.22		<0.12	<0.31			<0.17	<0.29	<0.16	
F33-TW6	6.05	1944.57	9/2/2010	9/15/2010	Unfiltered											
F33-TW6	5.30	1945.32	12/15/2010	1/7/2011	Unfiltered	<0.22	<0.22		<0.12	<0.31			<0.25	<0.29	<0.16	
F33-TW7	8.38	No survey	08/14/2009	08/25/2009	Unfiltered	<0.22	<0.22		<0.12	<0.31			<0.17	<0.29	<0.16	
F33-TW7	9.04	No survey	11/09/2009	11/17/2009	Unfiltered	<0.22	<0.22		<0.12	<0.31			<0.17	<0.29	<0.16	
F33-TW7	6.41		03/26/10	3/31/2010	Unfiltered	<0.22	<0.22		<0.12	<0.31			<0.17	<0.29	<0.16	
F33-TW7	6.47	n/a	05/14/2010	05/07/2010	Unfiltered	<0.22	<0.22		<0.12	<0.31			<0.17	<0.29	<0.16	
F33-TW7	7.98	-	9/2/2010	9/14/2010	Unfiltered	<0.22	<0.22		<0.12	<0.31			<0.17	<0.29	<0.16	
F33-TW7	7.20	-	12/15/2010	1/7/2011	Unfiltered	<0.22	<0.22		<0.12	<0.31			<0.25	<0.29	<0.16	
F34-PGW1-19				09/15/2008	Unfiltered	<0.10	0.390 Jq		<0.10	<0.10			24.9		<0.10	
F34-PGW2-23				09/15/2008	Unfiltered	<0.10	0.300 Jq		<0.10	<0.10			30.7		<0.10	
F34-PGW3-22				09/12/2008	Unfiltered	<0.10	0.41 Jq		<0.10	<0.10			6.42		<0.10	
F34-PGW4-27				09/12/2008	Unfiltered	<0.10	0.26 Jq		<0.10	<0.10			<0.10		<0.10	
F34-PGW5-26				09/15/2008	Unfiltered	<0.10	0.860 Jq		<0.10	<0.10			120		<0.10	
F34-PGW5B-100				10/23/2008	Unfiltered	<0.10	<0.10		<0.10	<0.10			<0.10		<0.10	
F34-PGW5B-39				10/22/2008	Unfiltered	<0.10	<0.10		<0.10	<0.10			9.35		<0.10	
F34-PGW5B-50				10/23/2008	Unfiltered	<0.10	<0.10		<0.10	<0.10			27.3		<0.10	
F34-PGW5B-60				10/23/2008	Unfiltered	<0.10	<0.10		<0.10	<0.10			7.30		<0.10	
F34-PGW5B-70				10/23/2008	Unfiltered	<0.10	<0.10		<0.10	<0.10			2.29		<0.10	
F34-PGW5B-80				10/23/2008	Unfiltered	<0.10	<0.10		<0.10	<0.10			0.790 Jq		<0.10	
F34-PGW5B-90				10/23/2008	Unfiltered	<0.10	<0.10		<0.10	<0.10			<0.10		<0.10	
F34-PGW6-21				09/16/2008	Unfiltered	<0.10	0.32 Jq		<0.10	<0.10			21.3		<0.10	
F34-SGW7-27				10/22/2008	Unfiltered	<0.10	<0.10		<0.10	<0.10			5.85		<0.10	

Consolidation Data Summary Table - Groundwater
Beaumont Site 1

	Water Level Data					Volatile Organics							
Sample Location	Depth to Water (feet below ground surface)	Groundwater Elevation (feet above mean sea level)	Elevation Date	Sample Date	Filter Status	1,2,4-Trimethylbenzene -ug/L	1,3,5-Trimethylbenzene -ug/L	1,1,2,2-Tetrachloroethane -ug/L	Tetrachloroethene (PCE) -ug/L	Vinyl Acetate -ug/L	Vinyl Chloride -ug/L	m,p-Xylenes -ug/L	o-Xylene -ug/L
F33-TW6	4.61	1946.01	05/15/09	06/19/2009	Unfiltered			<0.29	<0.17	<0.48	<0.13	<0.36	<0.41
F33-TW6	6.53	1944.09	08/12/2009	08/25/2009	Unfiltered			<0.29	<0.17	<0.48	<0.13	<0.36	<0.41
F33-TW6	7.09	1943.53	11/09/2009	11/18/2009	Unfiltered			<0.29	<0.17	<0.48	<0.13	<0.36	<0.41
F33-TW6	4.72	1945.90	03/26/10	3/31/2010	Unfiltered			<0.29	<0.17	<0.48	<0.13	<0.36	<0.41
F33-TW6	4.75	1945.87	05/14/2010	05/06/2010	Unfiltered			<0.29	<0.17	<0.48	<0.13	<0.36	<0.41
F33-TW6	6.05	1944.57	9/2/2010	9/14/2010	Unfiltered			<0.29	<0.17	<0.48	<0.13	<0.36	<0.41
F33-TW6	6.05	1944.57	9/2/2010	9/15/2010	Unfiltered								
F33-TW6	5.30	1945.32	12/15/2010	1/7/2011	Unfiltered			<0.29	<0.23	<0.48	<0.13	<0.36	<0.41
F33-TW7	8.38	No survey	08/14/2009	08/25/2009	Unfiltered			<0.29	<0.17	<0.48	<0.13	<0.36	<0.41
F33-TW7	9.04	No survey	11/09/2009	11/17/2009	Unfiltered			<0.29	<0.17	<0.48	<0.13	<0.36	<0.41
F33-TW7	6.41		03/26/10	3/31/2010	Unfiltered			<0.29	<0.17	<0.48	<0.13	<0.36	<0.41
F33-TW7	6.47	n/a	05/14/2010	05/07/2010	Unfiltered			<0.29	<0.17	<0.48	<0.13	<0.36	<0.41
F33-TW7	7.98	-	9/2/2010	9/14/2010	Unfiltered			<0.29	<0.17	<0.48	<0.13	<0.36	<0.41
F33-TW7	7.20	-	12/15/2010	1/7/2011	Unfiltered			<0.29	<0.23	<0.48	<0.13	<0.36	<0.41
F34-PGW1-19				09/15/2008	Unfiltered			<0.10	<0.10	<0.10	<0.05	<0.20	<0.10
F34-PGW2-23				09/15/2008	Unfiltered			<0.10	<0.10	<0.10	<0.05	<0.20	<0.10
F34-PGW3-22				09/12/2008	Unfiltered			<0.10	<0.10	<0.10	<0.05	0.20 Jq	<0.10
F34-PGW4-27				09/12/2008	Unfiltered			<0.10	<0.10	<0.10	<0.05	<0.20	<0.10
F34-PGW5-26				09/15/2008	Unfiltered			<0.10	<0.10	<0.10	<0.05	0.500 Jq	0.900 Jq
F34-PGW5B-100				10/23/2008	Unfiltered			<0.10	<0.10	<0.10	<0.05	<0.20	<0.10
F34-PGW5B-39				10/22/2008	Unfiltered			<0.10	<0.10	<0.10	<0.05	<0.20	<0.10
F34-PGW5B-50				10/23/2008	Unfiltered			<0.10	<0.10	<0.10	<0.05	<0.20	<0.10
F34-PGW5B-60				10/23/2008	Unfiltered			<0.10	<0.10	<0.10	<0.05	<0.20	<0.10
F34-PGW5B-70				10/23/2008	Unfiltered			<0.10	<0.10	<0.10	<0.05	<0.20	<0.10
F34-PGW5B-80				10/23/2008	Unfiltered			<0.10	<0.10	<0.10	<0.05	<0.20	<0.10
F34-PGW5B-90				10/23/2008	Unfiltered			<0.10	<0.10	<0.10	<0.05	<0.20	<0.10
F34-PGW6-21				09/16/2008	Unfiltered			<0.10	<0.10	<0.10	<0.05	0.20 Jq	0.10 Jq
F34-SGW7-27				10/22/2008	Unfiltered			<0.10	<0.10	<0.10	<0.05	<0.20	<0.10

Consolidation Data Summary Table - Groundwater
Beaumont Site 1

	Water Level Data					Volatile Organics										
Sample Location	Depth to Water (feet below ground surface)	Groundwater Elevation (feet above mean sea level)	Elevation Date	Sample Date	Filter Status	1,4-Dioxane -ug/L	N-Nitrosodimethylamine -ng/L	Acetone -ug/L	Bromodichloromethane -ug/L	2-Butanone -ug/L	Bromobenzene -ug/L	Bromochloromethane -ug/L	Bromomethane -ug/L	Bromoform -ug/L	n-Butylbenzene -ug/L	sec-Butylbenzene -ug/L
F34-SGW8-27				10/23/2008	Unfiltered			<2.0	<0.10	<1.0			<0.30	<0.50		
F34-TW1				10/22/2008	Unfiltered			<2.0	<0.10	<1.0			<0.30	<0.50		
F34-TW1				02/11/2009	Unfiltered	2.1		<2.0	<0.10	<1.0			<0.30	<0.50		
F34-TW1	4.71	1889.37	02/27/09	03/03/2009	Unfiltered	5.4		<2.0	<0.10	<1.0			<0.30	<0.50		
F34-TW1	5.21	1888.87	05/12/09	06/19/2009	Unfiltered	2.8		<5.0	<0.11	<1.2			<0.48	<0.13		
F34-TW1	6.08	1888.00	08/13/2009	08/19/2009	Unfiltered	4.7		<5.0	<0.11	<1.2			<0.48	<0.13		
F34-TW1	6.00	1888.08	11/09/2009	11/18/2009	Unfiltered	4.0		<5.0	<0.11	<1.2			<0.48	<0.13		
F34-TW1	4.36	1889.72	05/14/2010	06/11/2010	Unfiltered	5.5		<5.0	<0.11	<1.2			<0.48	<0.13		
F39-PGW1-100				09/22/2008	Unfiltered			<2.0	<0.10	<1.0			<0.30	<0.50		
F39-PGW1-23.5				09/18/2008	Unfiltered			<2.0	<0.10	3.06 Jq			<0.30	<0.50		
F39-PGW1-32				09/19/2008	Unfiltered			<2.0	<0.10	<1.0			<0.30	<0.50		
F39-PGW1-42				09/19/2008	Unfiltered			<2.0	<0.10	<1.0			<0.30	<0.50		
F39-PGW1-52				09/19/2008	Unfiltered			<2.0	<0.10	<1.0			<0.30	<0.50		
F39-PGW1-62				09/19/2008	Unfiltered			<2.0	<0.10	<1.0			<0.30	<0.50		
F39-PGW1-72				09/19/2008	Unfiltered			<2.0	<0.10	<1.0			<0.30	<0.50		
F39-PGW1-82				09/22/2008	Unfiltered			<2.0	<0.10	<1.0			<0.30	<0.50		
F39-PGW1-92				09/22/2008	Unfiltered			<2.0	<0.10	<1.0			<0.30	<0.50		
F39-PGW2-10				09/23/2008	Unfiltered			<2.0	<0.10	<1.0			<0.30	<0.50		
F39-PGW2-100				09/29/2008	Unfiltered			<2.0	<0.10	<1.0			<0.30	<0.50		
F39-PGW2-20				09/23/2008	Unfiltered			<2.0	<0.10	<1.0			<0.30	<0.50		
F39-PGW2-30				09/23/2008	Unfiltered			<2.0	<0.10	<1.0			<0.30	<0.50		
F39-PGW2-40				09/23/2008	Unfiltered			<2.0	<0.10	<1.0			<0.30	<0.50		
F39-PGW2-50				09/23/2008	Unfiltered			<2.0	<0.10	<1.0			<0.30	<0.50		
F39-PGW2-60				09/23/2008	Unfiltered			<2.0	<0.10	<1.0			<0.30	<0.50		
F39-PGW2-70				09/24/2008	Unfiltered			<2.0	<0.10	<1.0			<0.30	<0.50		
F39-PGW2-77				09/25/2008	Unfiltered			<2.0	<0.10	<1.0			<0.30	<0.50		
F39-PGW2-91				09/26/2008	Unfiltered			<2.0	<0.10	<1.0			<0.30	<0.50		
F39-PGW2B-15				12/10/2008	Unfiltered			<2.0	<0.10	<1.0			<0.30	<0.50		

Consolidation Data Summary Table - Groundwater
Beaumont Site 1

	Water Level Data					Volatile Organics									
Sample Location	Depth to Water (feet below ground surface)	Groundwater Elevation (feet above mean sea level)	Elevation Date	Sample Date	Filter Status	tert-Butylbenzene -ug/L	Benzene -ug/L	Carbon Disulfide -ug/L	Chlorobenzene -ug/L	2-Chlorotoluene -ug/L	4-Chlorotoluene -ug/L	Chloroethane -ug/L	Chloromethane -ug/L	Carbon Tetrachloride -ug/L	Chloroform -ug/L
F34-SGW8-27				10/23/2008	Unfiltered		<0.10	<0.10	<0.10			<0.30	<0.30	<0.10	<0.10
F34-TW1				10/22/2008	Unfiltered		<0.10	<0.10	<0.10			<0.30	<0.30	<0.10	<0.10
F34-TW1				02/11/2009	Unfiltered		<0.10	<0.10	<0.10			<0.30	<0.30	<0.10	<0.10
F34-TW1	4.71	1889.37	02/27/09	03/03/2009	Unfiltered		<0.10	<0.10	<0.10			<0.30	<0.30	<0.10	<0.10
F34-TW1	5.21	1888.87	05/12/09	06/19/2009	Unfiltered		<0.14	<0.36	<0.23			<0.35	<0.36	<0.15	<0.17
F34-TW1	6.08	1888.00	08/13/2009	08/19/2009	Unfiltered		<0.14	<0.36	<0.23			<0.35	<0.36	<0.15	<0.17
F34-TW1	6.00	1888.08	11/09/2009	11/18/2009	Unfiltered		<0.14	<0.36	<0.23			<0.35	<0.36	<0.15	<0.17
F34-TW1	4.36	1889.72	05/14/2010	06/11/2010	Unfiltered		<0.14	<0.36	<0.23			<0.35	<0.36	<0.15	<0.17
F39-PGW1-100				09/22/2008	Unfiltered		<0.10	<0.10	<0.10			<0.30	<0.30	<0.10	<0.10
F39-PGW1-23.5				09/18/2008	Unfiltered		1.43	<0.10	<0.10			<0.30	<0.30	<0.10	<0.10
F39-PGW1-32				09/19/2008	Unfiltered		<0.10	<0.10	<0.10			<0.30	<0.30	<0.10	<0.10
F39-PGW1-42				09/19/2008	Unfiltered		<0.10	<0.10	<0.10			<0.30	<0.30	<0.10	<0.10
F39-PGW1-52				09/19/2008	Unfiltered		<0.10	<0.10	<0.10			<0.30	<0.30	<0.10	<0.10
F39-PGW1-62				09/19/2008	Unfiltered		<0.10	<0.10	<0.10			<0.30	<0.30	<0.10	<0.10
F39-PGW1-72				09/19/2008	Unfiltered		<0.10	<0.10	<0.10			<0.30	<0.30	<0.10	<0.10
F39-PGW1-82				09/22/2008	Unfiltered		<0.10	<0.10	<0.10			<0.30	<0.30	<0.10	<0.10
F39-PGW1-92				09/22/2008	Unfiltered		<0.10	<0.10	<0.10			<0.30	<0.30	<0.10	<0.10
F39-PGW2-10				09/23/2008	Unfiltered		<0.10	<0.10	<0.10			<0.30	<0.30	<0.10	<0.10
F39-PGW2-100				09/29/2008	Unfiltered		<0.10	<0.10	<0.10			<0.30	<0.30	<0.10	<0.10
F39-PGW2-20				09/23/2008	Unfiltered		<0.10	<0.10	<0.10			<0.30	<0.30	<0.10	<0.10
F39-PGW2-30				09/23/2008	Unfiltered		<0.10	<0.10	<0.10			<0.30	<0.30	<0.10	<0.10
F39-PGW2-40				09/23/2008	Unfiltered		<0.10	<0.10	<0.10			<0.30	<0.30	<0.10	<0.10
F39-PGW2-50				09/23/2008	Unfiltered		<0.10	<0.10	<0.10			<0.30	<0.30	<0.10	<0.10
F39-PGW2-60				09/23/2008	Unfiltered		<0.10	<0.10	<0.10			<0.30	<0.30	<0.10	<0.10
F39-PGW2-70				09/24/2008	Unfiltered		<0.10	<0.10	<0.10			<0.30	<0.30	<0.10	<0.10
F39-PGW2-77				09/25/2008	Unfiltered		<0.10	<0.10	<0.10			<0.30	<0.30	<0.10	<0.10
F39-PGW2-91				09/26/2008	Unfiltered		<0.10	<0.10	<0.10			<0.30	<0.30	<0.10	<0.10
F39-PGW2B-15				12/10/2008	Unfiltered		<0.10	<0.10	<0.10			<0.30	<0.30	<0.10	<0.10

Consolidation Data Summary Table - Groundwater
Beaumont Site 1

	Water Level Data					Volatile Organics									
Sample Location	Depth to Water (feet below ground surface)	Groundwater Elevation (feet above mean sea level)	Elevation Date	Sample Date	Filter Status	Dibromochloromethane -ug/L	1,2-Dibromo-3-Chloropropane -ug/L	Dibromomethane -ug/L	1,1-Dichloroethane -ug/L	1,2-Dichloroethane -ug/L	1,2-Dichlorobenzene -ug/L	1,3-Dichlorobenzene -ug/L	1,4-Dichlorobenzene -ug/L	1,1-Dichloroethene -ug/L	cis-1,2-Dichloroethene -ug/L
F34-SGW8-27				10/23/2008	Unfiltered	<0.10			<0.10	<0.10	<0.10	<0.10	<0.10	<0.10	<0.10
F34-TW1				10/22/2008	Unfiltered	<0.10			<0.10	<0.10	<0.10	<0.10	<0.10	<0.10	<0.10
F34-TW1				02/11/2009	Unfiltered	<0.10			<0.10	<0.10	<0.10	<0.10	<0.10	<0.10	<0.10
F34-TW1	4.71	1889.37	02/27/09	03/03/2009	Unfiltered	<0.10			<0.10	<0.10	<0.10	<0.10	<0.10	0.260 Jq	<0.10
F34-TW1	5.21	1888.87	05/12/09	06/19/2009	Unfiltered	<0.37			<0.098	<0.21	<0.20	<0.15	<0.072	<0.12	<0.18
F34-TW1	6.08	1888.00	08/13/2009	08/19/2009	Unfiltered	<0.37			<0.098	<0.21	<0.20	<0.15	<0.072	0.29 Jq	<0.18
F34-TW1	6.00	1888.08	11/09/2009	11/18/2009	Unfiltered	<0.37			<0.098	<0.21	<0.20	<0.15	<0.072	0.28 Jq	<0.18
F34-TW1	4.36	1889.72	05/14/2010	06/11/2010	Unfiltered	<0.37			<0.098	<0.21	<0.20	<0.15	<0.072	<0.12	<0.18
F39-PGW1-100				09/22/2008	Unfiltered	<0.10			<0.10	<0.10	<0.10	<0.10	<0.10	<0.10	<0.10
F39-PGW1-23.5				09/18/2008	Unfiltered	<0.10			<0.10	<0.10	<0.10	<0.10	<0.10	<0.10	<0.10
F39-PGW1-32				09/19/2008	Unfiltered	<0.10			<0.10	<0.10	<0.10	<0.10	<0.10	<0.10	<0.10
F39-PGW1-42				09/19/2008	Unfiltered	<0.10			<0.10	<0.10	<0.10	<0.10	<0.10	<0.10	<0.10
F39-PGW1-52				09/19/2008	Unfiltered	<0.10			<0.10	<0.10	<0.10	<0.10	<0.10	<0.10	<0.10
F39-PGW1-62				09/19/2008	Unfiltered	<0.10			<0.10	<0.10	<0.10	<0.10	<0.10	<0.10	<0.10
F39-PGW1-72				09/19/2008	Unfiltered	<0.10			<0.10	<0.10	<0.10	<0.10	<0.10	<0.10	<0.10
F39-PGW1-82				09/22/2008	Unfiltered	<0.10			<0.10	<0.10	<0.10	<0.10	<0.10	<0.10	<0.10
F39-PGW1-92				09/22/2008	Unfiltered	<0.10			<0.10	<0.10	<0.10	<0.10	<0.10	<0.10	<0.10
F39-PGW2-10				09/23/2008	Unfiltered	<0.10			<0.10	<0.10	<0.10	<0.10	<0.10	<0.10	<0.10
F39-PGW2-100				09/29/2008	Unfiltered	<0.10			<0.10	<0.10	<0.10	<0.10	<0.10	<0.10	<0.10
F39-PGW2-20				09/23/2008	Unfiltered	<0.10			<0.10	<0.10	<0.10	<0.10	<0.10	<0.10	<0.10
F39-PGW2-30				09/23/2008	Unfiltered	<0.10			<0.10	<0.10	<0.10	<0.10	<0.10	<0.10	<0.10
F39-PGW2-40				09/23/2008	Unfiltered	<0.10			<0.10	<0.10	<0.10	<0.10	<0.10	<0.10	<0.10
F39-PGW2-50				09/23/2008	Unfiltered	<0.10			<0.10	<0.10	<0.10	<0.10	<0.10	<0.10	<0.10
F39-PGW2-60				09/23/2008	Unfiltered	<0.10			<0.10	<0.10	<0.10	<0.10	<0.10	<0.10	<0.10
F39-PGW2-70				09/24/2008	Unfiltered	<0.10			<0.10	<0.10	<0.10	<0.10	<0.10	<0.10	<0.10
F39-PGW2-77				09/25/2008	Unfiltered	<0.10			<0.10	<0.10	<0.10	<0.10	<0.10	<0.10	<0.10
F39-PGW2-91				09/26/2008	Unfiltered	<0.10			<0.10	<0.10	<0.10	<0.10	<0.10	<0.10	<0.10
F39-PGW2B-15				12/10/2008	Unfiltered	<0.10			<0.10	<0.10	<0.10	<0.10	<0.10	<0.10	<0.10

Consolidation Data Summary Table - Groundwater
Beaumont Site 1

	Water Level Data					Volatile Organics										
Sample Location	Depth to Water (feet below ground surface)	Groundwater Elevation (feet above mean sea level)	Elevation Date	Sample Date	Filter Status	trans-1,2-Dichloroethene -ug/L	1,1-Dichloropropene -ug/L	cis-1,3-Dichloropropene -ug/L	trans-1,3-Dichloropropene -ug/L	1,2-Dichloropropane -ug/L	1,3-Dichloropropane -ug/L	2,2-Dichloropropane -ug/L	1,2-Dibromoethane -ug/L	Dichlorodifluoromethane -ug/L	Ethylbenzene -ug/L	Ethene -ug/L
F34-SGW8-27				10/23/2008	Unfiltered	<0.10		<0.10	<0.10	<0.10			<0.10		<0.10	
F34-TW1				10/22/2008	Unfiltered	<0.10		<0.10	<0.10	<0.10			<0.10		<0.10	
F34-TW1				02/11/2009	Unfiltered	<0.10		<0.10	<0.10	<0.10			<0.10		<0.10	
F34-TW1	4.71	1889.37	02/27/09	03/03/2009	Unfiltered	<0.10		<0.10	<0.10	<0.10			<0.10		<0.10	
F34-TW1	5.21	1888.87	05/12/09	06/19/2009	Unfiltered	<0.10		<0.30	<0.24	<0.19					<0.26	
F34-TW1	6.08	1888.00	08/13/2009	08/19/2009	Unfiltered	<0.10		<0.30	<0.24	<0.19					<0.26	
F34-TW1	6.00	1888.08	11/09/2009	11/18/2009	Unfiltered	<0.10		<0.30	<0.24	<0.19					<0.26	
F34-TW1	4.36	1889.72	05/14/2010	06/11/2010	Unfiltered	<0.10		<0.30	<0.24	<0.19					<0.26	<0.02
F39-PGW1-100				09/22/2008	Unfiltered	<0.10		<0.10	<0.10	<0.10			<0.10		<0.10	
F39-PGW1-23.5				09/18/2008	Unfiltered	<0.10		<0.10	<0.10	<0.10			<0.10		0.160 Jq	
F39-PGW1-32				09/19/2008	Unfiltered	<0.10		<0.10	<0.10	<0.10			<0.10		<0.10	
F39-PGW1-42				09/19/2008	Unfiltered	<0.10		<0.10	<0.10	<0.10			<0.10		<0.10	
F39-PGW1-52				09/19/2008	Unfiltered	<0.10		<0.10	<0.10	<0.10			<0.10		<0.10	
F39-PGW1-62				09/19/2008	Unfiltered	<0.10		<0.10	<0.10	<0.10			<0.10		<0.10	
F39-PGW1-72				09/19/2008	Unfiltered	<0.10		<0.10	<0.10	<0.10			<0.10		<0.10	
F39-PGW1-82				09/22/2008	Unfiltered	<0.10		<0.10	<0.10	<0.10			<0.10		<0.10	
F39-PGW1-92				09/22/2008	Unfiltered	<0.10		<0.10	<0.10	<0.10			<0.10		<0.10	
F39-PGW2-10				09/23/2008	Unfiltered	<0.10		<0.10	<0.10	<0.10			<0.10		<0.10	
F39-PGW2-100				09/29/2008	Unfiltered	<0.10		<0.10	<0.10	<0.10			<0.10		<0.10	
F39-PGW2-20				09/23/2008	Unfiltered	<0.10		<0.10	<0.10	<0.10			<0.10		<0.10	
F39-PGW2-30				09/23/2008	Unfiltered	<0.10		<0.10	<0.10	<0.10			<0.10		<0.10	
F39-PGW2-40				09/23/2008	Unfiltered	<0.10		<0.10	<0.10	<0.10			<0.10		<0.10	
F39-PGW2-50				09/23/2008	Unfiltered	<0.10		<0.10	<0.10	<0.10			<0.10		<0.10	
F39-PGW2-60				09/23/2008	Unfiltered	<0.10		<0.10	<0.10	<0.10			<0.10		<0.10	
F39-PGW2-70				09/24/2008	Unfiltered	<0.10		<0.10	<0.10	<0.10			<0.10		<0.10	
F39-PGW2-77				09/25/2008	Unfiltered	<0.10		<0.10	<0.10	<0.10			<0.10		<0.10	
F39-PGW2-91				09/26/2008	Unfiltered	<0.10		<0.10	<0.10	<0.10			<0.10		<0.10	
F39-PGW2B-15				12/10/2008	Unfiltered	<0.10		<0.10	<0.10	<0.10			<0.10		<0.10	

Consolidation Data Summary Table - Groundwater
Beaumont Site 1

	Water Level Data					Volatile Organics										
Sample Location	Depth to Water (feet below ground surface)	Groundwater Elevation (feet above mean sea level)	Elevation Date	Sample Date	Filter Status	Ethane -ug/L	Hexachlorobutadiene -ug/L	2-Hexanone -ug/L	p-Isopropyltoluene -ug/L	Isopropylbenzene -ug/L	Methane -ug/L	4-Methyl-2-Pentanone -ug/L	Methyl tert-butyl ether (MTBE) -ug/L	Methylene Chloride -ug/L	Naphthalene -ug/L	n-Propylbenzene -ug/L
F34-SGW8-27				10/23/2008	Unfiltered			<0.50				<0.50	<0.10	<0.40		
F34-TW1				10/22/2008	Unfiltered			<0.50				<0.50	<0.10	<0.40		
F34-TW1				02/11/2009	Unfiltered			<0.50				<0.50	<0.10	<0.40		
F34-TW1	4.71	1889.37	02/27/09	03/03/2009	Unfiltered			<0.50				<0.50	<0.10	<0.40		
F34-TW1	5.21	1888.87	05/12/09	06/19/2009	Unfiltered			<1.2				<0.95	<0.29	<0.15		
F34-TW1	6.08	1888.00	08/13/2009	08/19/2009	Unfiltered			<1.2				<0.95	<0.29	0.44 BJkq		
F34-TW1	6.00	1888.08	11/09/2009	11/18/2009	Unfiltered			<1.2				<0.95	<0.29	<0.15		
F34-TW1	4.36	1889.72	05/14/2010	06/11/2010	Unfiltered	<0.01		<1.2			32	<0.95	<0.29	<0.15		
F39-PGW1-100				09/22/2008	Unfiltered			<0.50				<0.50	<0.10	<0.40		
F39-PGW1-23.5				09/18/2008	Unfiltered			2.55 Jq				<0.50	<0.10	<0.40		
F39-PGW1-32				09/19/2008	Unfiltered			<0.50				<0.50	<0.10	<0.40		
F39-PGW1-42				09/19/2008	Unfiltered			<0.50				<0.50	<0.10	<0.40		
F39-PGW1-52				09/19/2008	Unfiltered			<0.50				<0.50	<0.10	<0.40		
F39-PGW1-62				09/19/2008	Unfiltered			<0.50				<0.50	<0.10	<0.40		
F39-PGW1-72				09/19/2008	Unfiltered			<0.50				<0.50	<0.10	<0.40		
F39-PGW1-82				09/22/2008	Unfiltered			<0.50				<0.50	<0.10	<0.40		
F39-PGW1-92				09/22/2008	Unfiltered			<0.50				<0.50	<0.10	<0.40		
F39-PGW2-10				09/23/2008	Unfiltered			<0.50				<0.50	<0.10	<0.40		
F39-PGW2-100				09/29/2008	Unfiltered			<0.50				<0.50	<0.10	<0.40		
F39-PGW2-20				09/23/2008	Unfiltered			<0.50				<0.50	<0.10	<0.40		
F39-PGW2-30				09/23/2008	Unfiltered			<0.50				<0.50	<0.10	<0.40		
F39-PGW2-40				09/23/2008	Unfiltered			<0.50				<0.50	<0.10	<0.40		
F39-PGW2-50				09/23/2008	Unfiltered			<0.50				<0.50	<0.10	<0.40		
F39-PGW2-60				09/23/2008	Unfiltered			<0.50				<0.50	<0.10	<0.40		
F39-PGW2-70				09/24/2008	Unfiltered			<0.50				<0.50	<0.10	<0.40		
F39-PGW2-77				09/25/2008	Unfiltered			<0.50				<0.50	<0.10	<0.40		
F39-PGW2-91				09/26/2008	Unfiltered			<0.50				<0.50	<0.10	<0.40		
F39-PGW2B-15				12/10/2008	Unfiltered			<0.50				<0.50	<0.10	<0.40		

Consolidation Data Summary Table - Groundwater
Beaumont Site 1

	Water Level Data					Volatile Organics										
Sample Location	Depth to Water (feet below ground surface)	Groundwater Elevation (feet above mean sea level)	Elevation Date	Sample Date	Filter Status	Styrene -ug/L	Toluene -ug/L	1,1,1,2-Tetrachloroethane -ug/L	1,1,1-Trichloroethane -ug/L	1,1,2-Trichloroethane -ug/L	1,2,3-Trichlorobenzene -ug/L	1,2,4-Trichlorobenzene -ug/L	Trichloroethene -ug/L	1,2,3-Trichloropropane -ug/L	Trichlorofluoromethane -ug/L	1,1,2-Trichloro-1,2,2-Trifluoroethane -ug/L
F34-SGW8-27				10/23/2008	Unfiltered	<0.10	<0.10		<0.10	<0.10			<0.10		<0.10	
F34-TW1				10/22/2008	Unfiltered	<0.10	<0.10		<0.10	<0.10			0.645 Jq		<0.10	
F34-TW1				02/11/2009	Unfiltered	<0.10	<0.10		<0.10	<0.10			0.350 Jq		<0.10	
F34-TW1	4.71	1889.37	02/27/09	03/03/2009	Unfiltered	<0.10	<0.10		<0.10	<0.10			0.940 Jq		<0.10	
F34-TW1	5.21	1888.87	05/12/09	06/19/2009	Unfiltered	<0.22	<0.22		<0.12	<0.31			<0.17 Jq		<0.16	
F34-TW1	6.08	1888.00	08/13/2009	08/19/2009	Unfiltered	<0.22	<0.22		<0.12	<0.31			0.77	<0.29	<0.16	
F34-TW1	6.00	1888.08	11/09/2009	11/18/2009	Unfiltered	<0.22	<0.22		<0.12	<0.31			0.67	<0.29	<0.16	
F34-TW1	4.36	1889.72	05/14/2010	06/11/2010	Unfiltered	<0.22	<0.22		<0.12	<0.31			0.55	<0.29	<0.16	
F39-PGW1-100				09/22/2008	Unfiltered	<0.10	<0.10		<0.10	<0.10			<0.10		<0.10	
F39-PGW1-23.5				09/18/2008	Unfiltered	<0.10	0.870 Jq		<0.10	<0.10			0.370 Jq		<0.10	
F39-PGW1-32				09/19/2008	Unfiltered	<0.10	<0.10		<0.10	<0.10			0.440 Jq		<0.10	
F39-PGW1-42				09/19/2008	Unfiltered	<0.10	<0.10		<0.10	<0.10			0.240 Jq		<0.10	
F39-PGW1-52				09/19/2008	Unfiltered	<0.10	<0.10		<0.10	<0.10			<0.10		<0.10	
F39-PGW1-62				09/19/2008	Unfiltered	<0.10	<0.10		<0.10	<0.10			<0.10		<0.10	
F39-PGW1-72				09/19/2008	Unfiltered	<0.10	<0.10		<0.10	<0.10			<0.10		<0.10	
F39-PGW1-82				09/22/2008	Unfiltered	<0.10	<0.10		<0.10	<0.10			<0.10		<0.10	
F39-PGW1-92				09/22/2008	Unfiltered	<0.10	<0.10		<0.10	<0.10			<0.10		<0.10	
F39-PGW2-10				09/23/2008	Unfiltered	<0.10	<0.10		<0.10	<0.10			12.7		<0.10	
F39-PGW2-100				09/29/2008	Unfiltered	<0.10	<0.10		<0.10	<0.10			1.33		<0.10	
F39-PGW2-20				09/23/2008	Unfiltered	<0.10	<0.10		<0.10	<0.10			4.20		<0.10	
F39-PGW2-30				09/23/2008	Unfiltered	<0.10	<0.10		<0.10	<0.10			1.51		<0.10	
F39-PGW2-40				09/23/2008	Unfiltered	<0.10	<0.10		<0.10	<0.10			8.55		<0.10	
F39-PGW2-50				09/23/2008	Unfiltered	<0.10	<0.10		<0.10	<0.10			2.79		<0.10	
F39-PGW2-60				09/23/2008	Unfiltered	<0.10	<0.10		<0.10	<0.10			<0.10		<0.10	
F39-PGW2-70				09/24/2008	Unfiltered	<0.10	<0.10		<0.10	<0.10			7.05		<0.10	
F39-PGW2-77				09/25/2008	Unfiltered	<0.10	<0.10		<0.10	<0.10			0.590 Jq		<0.10	
F39-PGW2-91				09/26/2008	Unfiltered	<0.10	<0.10		<0.10	<0.10			2.21		<0.10	
F39-PGW2B-15				12/10/2008	Unfiltered	<0.10	<0.10		<0.10	<0.10			7.07		<0.10	

Consolidation Data Summary Table - Groundwater
Beaumont Site 1

	Water Level Data					Volatile Organics							
Sample Location	Depth to Water (feet below ground surface)	Groundwater Elevation (feet above mean sea level)	Elevation Date	Sample Date	Filter Status	1,2,4-Trimethylbenzene -ug/L	1,3,5-Trimethylbenzene -ug/L	1,1,2,2-Tetrachloroethane -ug/L	Tetrachloroethene (PCE) -ug/L	Vinyl Acetate -ug/L	Vinyl Chloride -ug/L	m,p-Xylenes -ug/L	o-Xylene -ug/L
F34-SGW8-27				10/23/2008	Unfiltered			<0.10	<0.10	<0.10	<0.05	<0.20	<0.10
F34-TW1				10/22/2008	Unfiltered			<0.10	<0.10	<0.10	<0.05	<0.20	<0.10
F34-TW1				02/11/2009	Unfiltered			<0.10	<0.10	<0.10	<0.05	<0.20	<0.10
F34-TW1	4.71	1889.37	02/27/09	03/03/2009	Unfiltered			<0.10	<0.10	<0.10	<0.05	<0.20	<0.10
F34-TW1	5.21	1888.87	05/12/09	06/19/2009	Unfiltered			<0.29	<0.17	<0.48	<0.13	<0.36	<0.41
F34-TW1	6.08	1888.00	08/13/2009	08/19/2009	Unfiltered			<0.29	<0.17	<0.48	<0.13	<0.36	<0.41
F34-TW1	6.00	1888.08	11/09/2009	11/18/2009	Unfiltered			<0.29	<0.17	<0.48	<0.13	<0.36	<0.41
F34-TW1	4.36	1889.72	05/14/2010	06/11/2010	Unfiltered			<0.29	<0.17	<0.48	<0.13	<0.36	<0.41
F39-PGW1-100				09/22/2008	Unfiltered			<0.10	<0.10	<0.10	<0.05	<0.20	<0.10
F39-PGW1-23.5				09/18/2008	Unfiltered			<0.10	<0.10	<0.10	<0.05	0.200 Jq	0.170 Jq
F39-PGW1-32				09/19/2008	Unfiltered			<0.10	<0.10	<0.10	<0.05	<0.20	<0.10
F39-PGW1-42				09/19/2008	Unfiltered			<0.10	<0.10	<0.10	<0.05	<0.20	<0.10
F39-PGW1-52				09/19/2008	Unfiltered			<0.10	<0.10	<0.10	<0.05	<0.20	<0.10
F39-PGW1-62				09/19/2008	Unfiltered			<0.10	<0.10	<0.10	<0.05	<0.20	<0.10
F39-PGW1-72				09/19/2008	Unfiltered			<0.10	<0.10	<0.10	<0.05	<0.20	<0.10
F39-PGW1-82				09/22/2008	Unfiltered			<0.10	<0.10	<0.10	<0.05	<0.20	<0.10
F39-PGW1-92				09/22/2008	Unfiltered			<0.10	<0.10	<0.10	<0.05	<0.20	<0.10
F39-PGW2-10				09/23/2008	Unfiltered			<0.10	<0.10	<0.10	<0.05	<0.20	<0.10
F39-PGW2-100				09/29/2008	Unfiltered			<0.10	<0.10	<0.10	<0.05	<0.20	<0.10
F39-PGW2-20				09/23/2008	Unfiltered			<0.10	<0.10	<0.10	<0.05	<0.20	<0.10
F39-PGW2-30				09/23/2008	Unfiltered			<0.10	<0.10	<0.10	<0.05	<0.20	<0.10
F39-PGW2-40				09/23/2008	Unfiltered			<0.10	<0.10	<0.10	<0.05	<0.20	<0.10
F39-PGW2-50				09/23/2008	Unfiltered			<0.10	<0.10	<0.10	<0.05	<0.20	<0.10
F39-PGW2-60				09/23/2008	Unfiltered			<0.10	<0.10	<0.10	<0.05	<0.20	<0.10
F39-PGW2-70				09/24/2008	Unfiltered			<0.10	<0.10	<0.10	<0.05	<0.20	<0.10
F39-PGW2-77				09/25/2008	Unfiltered			<0.10	<0.10	<0.10	<0.05	<0.20	<0.10
F39-PGW2-91				09/26/2008	Unfiltered			<0.10	<0.10	<0.10	<0.05	<0.20	<0.10
F39-PGW2B-15				12/10/2008	Unfiltered			<0.10	<0.10	<0.10	<0.05	<0.20	<0.10

Consolidation Data Summary Table - Groundwater
Beaumont Site 1

	Water Level Data					Volatile Organics										
Sample Location	Depth to Water (feet below ground surface)	Groundwater Elevation (feet above mean sea level)	Elevation Date	Sample Date	Filter Status	1,4-Dioxane -ug/L	N-Nitrosodimethylamine -ng/L	Acetone -ug/L	Bromodichloromethane -ug/L	2-Butanone -ug/L	Bromobenzene -ug/L	Bromochloromethane -ug/L	Bromomethane -ug/L	Bromoform -ug/L	n-Butylbenzene -ug/L	sec-Butylbenzene -ug/L
F39-PGW3-100				10/01/2008	Unfiltered			<2.0	<0.10	<1.0			<0.30	<0.50		
F39-PGW3-18				09/30/2008	Unfiltered			<2.0	<0.10	<1.0			<0.30	<0.50		
F39-PGW3-28				09/30/2008	Unfiltered			<2.0	<0.10	<1.0			<0.30	<0.50		
F39-PGW3-38				09/30/2008	Unfiltered			<2.0	<0.10	<1.0			<0.30	<0.50		
F39-PGW3-48				09/30/2008	Unfiltered			<2.0	<0.10	<1.0			<0.30	<0.50		
F39-PGW3-58				10/01/2008	Unfiltered			<2.0	<0.10	<1.0			<0.30	<0.50		
F39-PGW3-68				10/01/2008	Unfiltered			<2.0	<0.10	<1.0			<0.30	<0.50		
F39-PGW3-78				10/01/2008	Unfiltered			<2.0	<0.10	<1.0			<0.30	<0.50		
F39-PGW3-88				10/01/2008	Unfiltered			<2.0	<0.10	<1.0			<0.30	<0.50		
F39-PGW4-101				10/09/2008	Unfiltered			<2.0	<0.10	<1.0			<0.30	<0.50		
F39-PGW4-15				10/07/2008	Unfiltered			<2.0	<0.10	<1.0			<0.30	<0.50		
F39-PGW4-27				10/08/2008	Unfiltered			<2.0	<0.10	<1.0			<0.30	<0.50		
F39-PGW4-38				10/08/2008	Unfiltered			<2.0	<0.10	<1.0			<0.30	<0.50		
F39-PGW4-48				10/08/2008	Unfiltered			<2.0	<0.10	<1.0			<0.30	<0.50		
F39-PGW4-63				10/08/2008	Unfiltered			<2.0	<0.10	<1.0			<0.30	<0.50		
F39-PGW4-73				10/08/2008	Unfiltered			<2.0	<0.10	<1.0			<0.30	<0.50		
F39-PGW4-83				10/09/2008	Unfiltered			<2.0	<0.10	<1.0			<0.30	<0.50		
F39-PGW4-93				10/09/2008	Unfiltered			<2.0	<0.10	<1.0			<0.30	<0.50		
F39-PGW5-100				10/20/2008	Unfiltered			<2.0	<0.10	<1.0			<0.30	<0.50		
F39-PGW5-20				10/17/2008	Unfiltered			<2.0	<0.10	<1.0			<0.30	<0.50		
F39-PGW5-30				10/17/2008	Unfiltered			<2.0	<0.10	<1.0			<0.30	<0.50		
F39-PGW5-40				10/17/2008	Unfiltered			<2.0	<0.10	<1.0			<0.30	<0.50		
F39-PGW5-50				10/17/2008	Unfiltered			<2.0	<0.10	<1.0			<0.30	<0.50		
F39-PGW5-60				10/20/2008	Unfiltered			<2.0	<0.10	<1.0			<0.30	<0.50		
F39-PGW5-70				10/20/2008	Unfiltered			<2.0	<0.10	<1.0			<0.30	<0.50		
F39-PGW5-80				10/20/2008	Unfiltered			<2.0	<0.10	<1.0			<0.30	<0.50		
F39-PGW5-90				10/20/2008	Unfiltered			<2.0	<0.10	<1.0			<0.30	<0.50		
F39-PGW6-100				10/14/2008	Unfiltered			<2.0	<0.10	<1.0			<0.30	<0.50		

Consolidation Data Summary Table - Groundwater
Beaumont Site 1

	Water Level Data					Volatile Organics									
Sample Location	Depth to Water (feet below ground surface)	Groundwater Elevation (feet above mean sea level)	Elevation Date	Sample Date	Filter Status	tert-Butylbenzene -ug/L	Benzene -ug/L	Carbon Disulfide -ug/L	Chlorobenzene -ug/L	2-Chlorotoluene -ug/L	4-Chlorotoluene -ug/L	Chloroethane -ug/L	Chloromethane -ug/L	Carbon Tetrachloride -ug/L	Chloroform -ug/L
F39-PGW3-100				10/01/2008	Unfiltered		<0.10	<0.10	<0.10			<0.30	<0.30	<0.10	<0.10
F39-PGW3-18				09/30/2008	Unfiltered		<0.10	<0.10	<0.10			<0.30	<0.30	<0.10	<0.10
F39-PGW3-28				09/30/2008	Unfiltered		<0.10	<0.10	<0.10			<0.30	<0.30	<0.10	<0.10
F39-PGW3-38				09/30/2008	Unfiltered		<0.10	<0.10	<0.10			<0.30	<0.30	<0.10	<0.10
F39-PGW3-48				09/30/2008	Unfiltered		<0.10	<0.10	<0.10			<0.30	<0.30	<0.10	<0.10
F39-PGW3-58				10/01/2008	Unfiltered		<0.10	<0.10	<0.10			<0.30	<0.30	<0.10	<0.10
F39-PGW3-68				10/01/2008	Unfiltered		<0.10	<0.10	<0.10			<0.30	<0.30	<0.10	<0.10
F39-PGW3-78				10/01/2008	Unfiltered		<0.10	<0.10	<0.10			<0.30	<0.30	<0.10	<0.10
F39-PGW3-88				10/01/2008	Unfiltered		<0.10	<0.10	<0.10			<0.30	<0.30	<0.10	<0.10
F39-PGW4-101				10/09/2008	Unfiltered		<0.10	<0.10	<0.10			<0.30	<0.30	<0.10	<0.10
F39-PGW4-15				10/07/2008	Unfiltered		<0.10	<0.10	<0.10			<0.30	<0.30	<0.10	<0.10
F39-PGW4-27				10/08/2008	Unfiltered		<0.10	<0.10	<0.10			<0.30	<0.30	<0.10	<0.10
F39-PGW4-38				10/08/2008	Unfiltered		0.285 Jq	<0.10	<0.10			<0.30	<0.30	<0.10	<0.10
F39-PGW4-48				10/08/2008	Unfiltered		<0.10	<0.10	<0.10			<0.30	<0.30	<0.10	<0.10
F39-PGW4-63				10/08/2008	Unfiltered		<0.10	<0.10	<0.10			<0.30	<0.30	<0.10	<0.10
F39-PGW4-73				10/08/2008	Unfiltered		0.120 Jq	<0.10	<0.10			<0.30	<0.30	<0.10	<0.10
F39-PGW4-83				10/09/2008	Unfiltered		0.370 Jq	<0.10	<0.10			<0.30	<0.30	<0.10	<0.10
F39-PGW4-93				10/09/2008	Unfiltered		<0.10	<0.10	<0.10			<0.30	<0.30	<0.10	<0.10
F39-PGW5-100				10/20/2008	Unfiltered		24.0	<0.10	<0.10			<0.30	<0.30	<0.10	<0.10
F39-PGW5-20				10/17/2008	Unfiltered		<0.10	<0.10	<0.10			<0.30	<0.30	<0.10	<0.10
F39-PGW5-30				10/17/2008	Unfiltered		<0.10	<0.10	<0.10			<0.30	<0.30	<0.10	<0.10
F39-PGW5-40				10/17/2008	Unfiltered		<0.10	<0.10	<0.10			<0.30	<0.30	<0.10	<0.10
F39-PGW5-50				10/17/2008	Unfiltered		<0.10	<0.10	<0.10			<0.30	<0.30	<0.10	<0.10
F39-PGW5-60				10/20/2008	Unfiltered		<0.10	<0.10	<0.10			<0.30	<0.30	<0.10	<0.10
F39-PGW5-70				10/20/2008	Unfiltered		<0.10	<0.10	<0.10			<0.30	<0.30	<0.10	<0.10
F39-PGW5-80				10/20/2008	Unfiltered		<0.10	<0.10	<0.10			<0.30	<0.30	<0.10	<0.10
F39-PGW5-90				10/20/2008	Unfiltered		0.62 Jq	<0.10	<0.10			<0.30	<0.30	<0.10	<0.10
F39-PGW6-100				10/14/2008	Unfiltered		<0.10	<0.10	<0.10			<0.30	<0.30	<0.10	<0.10

Consolidation Data Summary Table - Groundwater
Beaumont Site 1

	Water Level Data					Volatile Organics									
Sample Location	Depth to Water (feet below ground surface)	Groundwater Elevation (feet above mean sea level)	Elevation Date	Sample Date	Filter Status	Dibromochloromethane -ug/L	1,2-Dibromo-3-Chloropropane -ug/L	Dibromomethane -ug/L	1,1-Dichloroethane -ug/L	1,2-Dichloroethane -ug/L	1,2-Dichlorobenzene -ug/L	1,3-Dichlorobenzene -ug/L	1,4-Dichlorobenzene -ug/L	1,1-Dichloroethene -ug/L	cis-1,2-Dichloroethene -ug/L
F39-PGW3-100				10/01/2008	Unfiltered	<0.10			<0.10	<0.10	<0.10	<0.10	<0.10	<0.10	<0.10
F39-PGW3-18				09/30/2008	Unfiltered	<0.10			<0.10	<0.10	<0.10	<0.10	<0.10	<0.10	<0.10
F39-PGW3-28				09/30/2008	Unfiltered	<0.10			<0.10	<0.10	<0.10	<0.10	<0.10	<0.10	<0.10
F39-PGW3-38				09/30/2008	Unfiltered	<0.10			<0.10	<0.10	<0.10	<0.10	<0.10	<0.10	<0.10
F39-PGW3-48				09/30/2008	Unfiltered	<0.10			<0.10	<0.10	<0.10	<0.10	<0.10	<0.10	<0.10
F39-PGW3-58				10/01/2008	Unfiltered	<0.10			<0.10	<0.10	<0.10	<0.10	<0.10	<0.10	<0.10
F39-PGW3-68				10/01/2008	Unfiltered	<0.10			<0.10	<0.10	<0.10	<0.10	<0.10	<0.10	<0.10
F39-PGW3-78				10/01/2008	Unfiltered	<0.10			<0.10	<0.10	<0.10	<0.10	<0.10	<0.10	<0.10
F39-PGW3-88				10/01/2008	Unfiltered	<0.10			<0.10	<0.10	<0.10	<0.10	<0.10	<0.10	<0.10
F39-PGW4-101				10/09/2008	Unfiltered	<0.10			<0.10	<0.10	<0.10	<0.10	<0.10	<0.10	<0.10
F39-PGW4-15				10/07/2008	Unfiltered	<0.10			<0.10	<0.10	<0.10	<0.10	<0.10	<0.10	<0.10
F39-PGW4-27				10/08/2008	Unfiltered	<0.10			<0.10	<0.10	<0.10	<0.10	<0.10	<0.10	<0.10
F39-PGW4-38				10/08/2008	Unfiltered	<0.10			<0.10	<0.10	<0.10	<0.10	<0.10	<0.10	<0.10
F39-PGW4-48				10/08/2008	Unfiltered	<0.10			<0.10	<0.10	<0.10	<0.10	<0.10	<0.10	<0.10
F39-PGW4-63				10/08/2008	Unfiltered	<0.10			<0.10	<0.10	<0.10	<0.10	<0.10	<0.10	<0.10
F39-PGW4-73				10/08/2008	Unfiltered	<0.10			<0.10	<0.10	<0.10	<0.10	<0.10	<0.10	<0.10
F39-PGW4-83				10/09/2008	Unfiltered	<0.10			<0.10	<0.10	<0.10	<0.10	<0.10	<0.10	<0.10
F39-PGW4-93				10/09/2008	Unfiltered	<0.10			<0.10	<0.10	<0.10	<0.10	<0.10	<0.10	<0.10
F39-PGW5-100				10/20/2008	Unfiltered	<0.10			<0.10	<0.10	<0.10	<0.10	<0.10	<0.10	<0.10
F39-PGW5-20				10/17/2008	Unfiltered	<0.10			<0.10	<0.10	<0.10	<0.10	<0.10	<0.10	<0.10
F39-PGW5-30				10/17/2008	Unfiltered	<0.10			<0.10	<0.10	<0.10	<0.10	<0.10	<0.10	<0.10
F39-PGW5-40				10/17/2008	Unfiltered	<0.10			<0.10	<0.10	<0.10	<0.10	<0.10	<0.10	<0.10
F39-PGW5-50				10/17/2008	Unfiltered	<0.10			<0.10	<0.10	<0.10	<0.10	<0.10	<0.10	<0.10
F39-PGW5-60				10/20/2008	Unfiltered	<0.10			<0.10	<0.10	<0.10	<0.10	<0.10	<0.10	<0.10
F39-PGW5-70				10/20/2008	Unfiltered	<0.10			<0.10	<0.10	<0.10	<0.10	<0.10	<0.10	<0.10
F39-PGW5-80				10/20/2008	Unfiltered	<0.10			<0.10	<0.10	<0.10	<0.10	<0.10	<0.10	<0.10
F39-PGW5-90				10/20/2008	Unfiltered	<0.10			<0.10	<0.10	<0.10	<0.10	<0.10	<0.10	<0.10
F39-PGW6-100				10/14/2008	Unfiltered	<0.10			<0.10	<0.10	<0.10	<0.10	<0.10	<0.10	<0.10

Consolidation Data Summary Table - Groundwater
Beaumont Site 1

	Water Level Data					Volatile Organics										
Sample Location	Depth to Water (feet below ground surface)	Groundwater Elevation (feet above mean sea level)	Elevation Date	Sample Date	Filter Status	trans-1,2-Dichloroethene -ug/L	1,1-Dichloropropene -ug/L	cis-1,3-Dichloropropene -ug/L	trans-1,3-Dichloropropene -ug/L	1,2-Dichloropropane -ug/L	1,3-Dichloropropane -ug/L	2,2-Dichloropropane -ug/L	1,2-Dibromoethane -ug/L	Dichlorodifluoromethane -ug/L	Ethylbenzene -ug/L	Ethene -ug/L
F39-PGW3-100				10/01/2008	Unfiltered	<0.10		<0.10	<0.10	<0.10			<0.10		<0.10	
F39-PGW3-18				09/30/2008	Unfiltered	<0.10		<0.10	<0.10	<0.10			<0.10		<0.10	
F39-PGW3-28				09/30/2008	Unfiltered	<0.10		<0.10	<0.10	<0.10			<0.10		<0.10	
F39-PGW3-38				09/30/2008	Unfiltered	<0.10		<0.10	<0.10	<0.10			<0.10		<0.10	
F39-PGW3-48				09/30/2008	Unfiltered	<0.10		<0.10	<0.10	<0.10			<0.10		<0.10	
F39-PGW3-58				10/01/2008	Unfiltered	<0.10		<0.10	<0.10	<0.10			<0.10		<0.10	
F39-PGW3-68				10/01/2008	Unfiltered	<0.10		<0.10	<0.10	<0.10			<0.10		<0.10	
F39-PGW3-78				10/01/2008	Unfiltered	<0.10		<0.10	<0.10	<0.10			<0.10		<0.10	
F39-PGW3-88				10/01/2008	Unfiltered	<0.10		<0.10	<0.10	<0.10			<0.10		<0.10	
F39-PGW4-101				10/09/2008	Unfiltered	<0.10		<0.10	<0.10	<0.10			<0.10		<0.10	
F39-PGW4-15				10/07/2008	Unfiltered	<0.10		<0.10	<0.10	<0.10			<0.10		<0.10	
F39-PGW4-27				10/08/2008	Unfiltered	<0.10		<0.10	<0.10	<0.10			<0.10		<0.10	
F39-PGW4-38				10/08/2008	Unfiltered	<0.10		<0.10	<0.10	<0.10			<0.10		<0.10	
F39-PGW4-48				10/08/2008	Unfiltered	<0.10		<0.10	<0.10	<0.10			<0.10		<0.10	
F39-PGW4-63				10/08/2008	Unfiltered	<0.10		<0.10	<0.10	<0.10			<0.10		<0.10	
F39-PGW4-73				10/08/2008	Unfiltered	<0.10		<0.10	<0.10	<0.10			<0.10		<0.10	
F39-PGW4-83				10/09/2008	Unfiltered	<0.10		<0.10	<0.10	<0.10			<0.10		<0.10	
F39-PGW4-93				10/09/2008	Unfiltered	<0.10		<0.10	<0.10	<0.10			<0.10		<0.10	
F39-PGW5-100				10/20/2008	Unfiltered	<0.10		<0.10	<0.10	<0.10			<0.10		<0.10	
F39-PGW5-20				10/17/2008	Unfiltered	<0.10		<0.10	<0.10	<0.10			<0.10		<0.10	
F39-PGW5-30				10/17/2008	Unfiltered	<0.10		<0.10	<0.10	<0.10			<0.10		<0.10	
F39-PGW5-40				10/17/2008	Unfiltered	<0.10		<0.10	<0.10	<0.10			<0.10		<0.10	
F39-PGW5-50				10/17/2008	Unfiltered	<0.10		<0.10	<0.10	<0.10			<0.10		<0.10	
F39-PGW5-60				10/20/2008	Unfiltered	<0.10		<0.10	<0.10	<0.10			<0.10		<0.10	
F39-PGW5-70				10/20/2008	Unfiltered	<0.10		<0.10	<0.10	<0.10			<0.10		<0.10	
F39-PGW5-80				10/20/2008	Unfiltered	<0.10		<0.10	<0.10	<0.10			<0.10		<0.10	
F39-PGW5-90				10/20/2008	Unfiltered	<0.10		<0.10	<0.10	<0.10			<0.10		<0.10	
F39-PGW6-100				10/14/2008	Unfiltered	<0.10		<0.10	<0.10	<0.10			<0.10		<0.10	

Consolidation Data Summary Table - Groundwater
Beaumont Site 1

	Water Level Data					Volatile Organics										
Sample Location	Depth to Water (feet below ground surface)	Groundwater Elevation (feet above mean sea level)	Elevation Date	Sample Date	Filter Status	Ethane -ug/L	Hexachlorobutadiene -ug/L	2-Hexanone -ug/L	p-Isopropyltoluene -ug/L	Isopropylbenzene -ug/L	Methane -ug/L	4-Methyl-2-Pentanone -ug/L	Methyl tert-butyl ether (MTBE) -ug/L	Methylene Chloride -ug/L	Naphthalene -ug/L	n-Propylbenzene -ug/L
F39-PGW3-100				10/01/2008	Unfiltered			<0.50				<0.50	<0.10	<0.40		
F39-PGW3-18				09/30/2008	Unfiltered			<0.50				<0.50	<0.10	<0.40		
F39-PGW3-28				09/30/2008	Unfiltered			<0.50				<0.50	<0.10	<0.40		
F39-PGW3-38				09/30/2008	Unfiltered			<0.50				<0.50	<0.10	<0.40		
F39-PGW3-48				09/30/2008	Unfiltered			<0.50				<0.50	<0.10	<0.40		
F39-PGW3-58				10/01/2008	Unfiltered			<0.50				<0.50	<0.10	<0.40		
F39-PGW3-68				10/01/2008	Unfiltered			<0.50				<0.50	<0.10	<0.40		
F39-PGW3-78				10/01/2008	Unfiltered			<0.50				<0.50	<0.10	<0.40		
F39-PGW3-88				10/01/2008	Unfiltered			<0.50				<0.50	<0.10	<0.40		
F39-PGW4-101				10/09/2008	Unfiltered			<0.50				<0.50	<0.10	<0.40		
F39-PGW4-15				10/07/2008	Unfiltered			<0.50				<0.50	<0.10	<0.40		
F39-PGW4-27				10/08/2008	Unfiltered			<0.50				<0.50	<0.10	<0.40		
F39-PGW4-38				10/08/2008	Unfiltered			<0.50				<0.50	<0.10	<0.40		
F39-PGW4-48				10/08/2008	Unfiltered			<0.50				<0.50	<0.10	<0.40		
F39-PGW4-63				10/08/2008	Unfiltered			<0.50				<0.50	<0.10	<0.40		
F39-PGW4-73				10/08/2008	Unfiltered			<0.50				<0.50	<0.10	<0.40		
F39-PGW4-83				10/09/2008	Unfiltered			<0.50				<0.50	<0.10	<0.40		
F39-PGW4-93				10/09/2008	Unfiltered			<0.50				<0.50	<0.10	<0.40		
F39-PGW5-100				10/20/2008	Unfiltered			<0.50				<0.50	<0.10	<0.40		
F39-PGW5-20				10/17/2008	Unfiltered			<0.50				<0.50	<0.10	<0.40		
F39-PGW5-30				10/17/2008	Unfiltered			<0.50				<0.50	<0.10	<0.40		
F39-PGW5-40				10/17/2008	Unfiltered			<0.50				<0.50	<0.10	<0.40		
F39-PGW5-50				10/17/2008	Unfiltered			<0.50				<0.50	<0.10	<0.40		
F39-PGW5-60				10/20/2008	Unfiltered			<0.50				<0.50	<0.10	<0.40		
F39-PGW5-70				10/20/2008	Unfiltered			<0.50				<0.50	<0.10	<0.40		
F39-PGW5-80				10/20/2008	Unfiltered			<0.50				<0.50	<0.10	<0.40		
F39-PGW5-90				10/20/2008	Unfiltered			<0.50				<0.50	<0.10	<0.40		
F39-PGW6-100				10/14/2008	Unfiltered			<0.50				<0.50	<0.10	<0.40		

Consolidation Data Summary Table - Groundwater
Beaumont Site 1

	Water Level Data						Volatile Organics									
Sample Location	Depth to Water (feet below ground surface)	Groundwater Elevation (feet above mean sea level)	Elevation Date	Sample Date	Filter Status	Styrene -ug/L	Toluene -ug/L	1,1,1,2-Tetrachloroethane -ug/L	1,1,1-Trichloroethane -ug/L	1,1,2-Trichloroethane -ug/L	1,2,3-Trichlorobenzene -ug/L	1,2,4-Trichlorobenzene -ug/L	Trichloroethene -ug/L	1,2,3-Trichloropropane -ug/L	Trichlorofluoromethane -ug/L	1,1,2-Trichloro-1,2,2-Trifluoroethane -ug/L
F39-PGW3-100				10/01/2008	Unfiltered	<0.10	<0.10		<0.10	<0.10			<0.10		<0.10	
F39-PGW3-18				09/30/2008	Unfiltered	<0.10	<0.10		<0.10	<0.10			17.7		<0.10	
F39-PGW3-28				09/30/2008	Unfiltered	<0.10	<0.10		<0.10	<0.10			2.29		<0.10	
F39-PGW3-38				09/30/2008	Unfiltered	<0.10	<0.10		<0.10	<0.10			1.00		<0.10	
F39-PGW3-48				09/30/2008	Unfiltered	<0.10	<0.10		<0.10	<0.10			1.00		<0.10	
F39-PGW3-58				10/01/2008	Unfiltered	<0.10	<0.10		<0.10	<0.10			<0.10		<0.10	
F39-PGW3-68				10/01/2008	Unfiltered	<0.10	<0.10		<0.10	<0.10			<0.10		<0.10	
F39-PGW3-78				10/01/2008	Unfiltered	<0.10	<0.10		<0.10	<0.10			<0.10		<0.10	
F39-PGW3-88				10/01/2008	Unfiltered	<0.10	<0.10		<0.10	<0.10			<0.10		<0.10	
F39-PGW4-101				10/09/2008	Unfiltered	<0.10	<0.10		<0.10	<0.10			<0.10		<0.10	
F39-PGW4-15				10/07/2008	Unfiltered	<0.10	<0.10		<0.10	<0.10			19.2		<0.10	
F39-PGW4-27				10/08/2008	Unfiltered	<0.10	<0.10		<0.10	<0.10			8.53		<0.10	
F39-PGW4-38				10/08/2008	Unfiltered	<0.10	0.225 Jq		<0.10	<0.10			8.90		<0.10	
F39-PGW4-48				10/08/2008	Unfiltered	<0.10	<0.10		<0.10	<0.10			5.30		<0.10	
F39-PGW4-63				10/08/2008	Unfiltered	<0.10	<0.10		<0.10	<0.10			0.750 Jq		<0.10	
F39-PGW4-73				10/08/2008	Unfiltered	<0.10	<0.10		<0.10	<0.10			<0.10		<0.10	
F39-PGW4-83				10/09/2008	Unfiltered	<0.10	<0.10		<0.10	<0.10			<0.10		<0.10	
F39-PGW4-93				10/09/2008	Unfiltered	<0.10	<0.10		<0.10	<0.10			<0.10		<0.10	
F39-PGW5-100				10/20/2008	Unfiltered	<0.10	9.03		<0.10	<0.10			<0.10		<0.10	
F39-PGW5-20				10/17/2008	Unfiltered	<0.10	<0.10		<0.10	<0.10			<0.10		<0.10	
F39-PGW5-30				10/17/2008	Unfiltered	<0.10	<0.10		<0.10	<0.10			<0.10		<0.10	
F39-PGW5-40				10/17/2008	Unfiltered	<0.10	<0.10		<0.10	<0.10			<0.10		<0.10	
F39-PGW5-50				10/17/2008	Unfiltered	<0.10	<0.10		<0.10	<0.10			<0.10		<0.10	
F39-PGW5-60				10/20/2008	Unfiltered	<0.10	<0.10		<0.10	<0.10			<0.10		<0.10	
F39-PGW5-70				10/20/2008	Unfiltered	<0.10	<0.10		<0.10	<0.10			<0.10		<0.10	
F39-PGW5-80				10/20/2008	Unfiltered	<0.10	<0.10		<0.10	<0.10			<0.10		<0.10	
F39-PGW5-90				10/20/2008	Unfiltered	<0.10	0.33 Jq		<0.10	<0.10			<0.10		<0.10	
F39-PGW6-100				10/14/2008	Unfiltered	<0.10	<0.10		<0.10	<0.10			1.25		<0.10	

Consolidation Data Summary Table - Groundwater
Beaumont Site 1

	Water Level Data						Volatile Organics						
Sample Location	Depth to Water (feet below ground surface)	Groundwater Elevation (feet above mean sea level)	Elevation Date	Sample Date	Filter Status	1,2,4-Trimethylbenzene -ug/L	1,3,5-Trimethylbenzene -ug/L	1,1,2,2-Tetrachloroethane -ug/L	Tetrachloroethene (PCE) -ug/L	Vinyl Acetate -ug/L	Vinyl Chloride -ug/L	m,p-Xylenes -ug/L	o-Xylene -ug/L
F39-PGW3-100				10/01/2008	Unfiltered			<0.10	<0.10	<0.10	<0.05	<0.20	<0.10
F39-PGW3-18				09/30/2008	Unfiltered			<0.10	<0.10	<0.10	<0.05	<0.20	<0.10
F39-PGW3-28				09/30/2008	Unfiltered			<0.10	<0.10	<0.10	<0.05	<0.20	<0.10
F39-PGW3-38				09/30/2008	Unfiltered			<0.10	<0.10	<0.10	<0.05	<0.20	<0.10
F39-PGW3-48				09/30/2008	Unfiltered			<0.10	<0.10	<0.10	<0.05	<0.20	<0.10
F39-PGW3-58				10/01/2008	Unfiltered			<0.10	<0.10	<0.10	<0.05	<0.20	<0.10
F39-PGW3-68				10/01/2008	Unfiltered			<0.10	<0.10	<0.10	<0.05	<0.20	<0.10
F39-PGW3-78				10/01/2008	Unfiltered			<0.10	<0.10	<0.10	<0.05	<0.20	<0.10
F39-PGW3-88				10/01/2008	Unfiltered			<0.10	<0.10	<0.10	<0.05	<0.20	<0.10
F39-PGW4-101				10/09/2008	Unfiltered			<0.10	<0.10	<0.10	<0.05	<0.20	<0.10
F39-PGW4-15				10/07/2008	Unfiltered			<0.10	<0.10	<0.10	<0.05	<0.20	<0.10
F39-PGW4-27				10/08/2008	Unfiltered			<0.10	<0.10	<0.10	<0.05	<0.20	<0.10
F39-PGW4-38				10/08/2008	Unfiltered			<0.10	<0.10	<0.10	<0.05	<0.20	<0.10
F39-PGW4-48				10/08/2008	Unfiltered			<0.10	<0.10	<0.10	<0.05	<0.20	<0.10
F39-PGW4-63				10/08/2008	Unfiltered			<0.10	<0.10	<0.10	<0.05	<0.20	<0.10
F39-PGW4-73				10/08/2008	Unfiltered			<0.10	<0.10	<0.10	<0.05	<0.20	<0.10
F39-PGW4-83				10/09/2008	Unfiltered			<0.10	<0.10	<0.10	<0.05	<0.20	<0.10
F39-PGW4-93				10/09/2008	Unfiltered			<0.10	<0.10	<0.10	<0.05	<0.20	<0.10
F39-PGW5-100				10/20/2008	Unfiltered			<0.10	<0.10	<0.10	<0.05	1.08 Jq	0.75 Jq
F39-PGW5-20				10/17/2008	Unfiltered			<0.10	<0.10	<0.10	<0.05	<0.20	<0.10
F39-PGW5-30				10/17/2008	Unfiltered			<0.10	<0.10	<0.10	<0.05	<0.20	<0.10
F39-PGW5-40				10/17/2008	Unfiltered			<0.10	<0.10	<0.10	<0.05	<0.20	<0.10
F39-PGW5-50				10/17/2008	Unfiltered			<0.10	<0.10	<0.10	<0.05	<0.20	<0.10
F39-PGW5-60				10/20/2008	Unfiltered			<0.10	<0.10	<0.10	<0.05	<0.20	<0.10
F39-PGW5-70				10/20/2008	Unfiltered			<0.10	<0.10	<0.10	<0.05	<0.20	<0.10
F39-PGW5-80				10/20/2008	Unfiltered			<0.10	<0.10	<0.10	<0.05	<0.20	<0.10
F39-PGW5-90				10/20/2008	Unfiltered			<0.10	<0.10	<0.10	<0.05	<0.20	<0.10
F39-PGW6-100				10/14/2008	Unfiltered			<0.10	<0.10	<0.10	<0.05	<0.20	<0.10

Consolidation Data Summary Table - Groundwater
Beaumont Site 1

	Water Level Data					Volatile Organics										
Sample Location	Depth to Water (feet below ground surface)	Groundwater Elevation (feet above mean sea level)	Elevation Date	Sample Date	Filter Status	1,4-Dioxane -ug/L	N-Nitrosodimethylamine -ng/L	Acetone -ug/L	Bromodichloromethane -ug/L	2-Butanone -ug/L	Bromobenzene -ug/L	Bromochloromethane -ug/L	Bromomethane -ug/L	Bromoform -ug/L	n-Butylbenzene -ug/L	sec-Butylbenzene -ug/L
F39-PGW6-24				10/07/2008	Unfiltered			<2.0	<0.10	<1.0			<0.30	<0.50		
F39-PGW6-35				10/10/2008	Unfiltered			<2.0	<0.10	<1.0			<0.30	<0.50		
F39-PGW6-45				10/10/2008	Unfiltered			<2.0	<0.10	<1.0			<0.30	<0.50		
F39-PGW6-55				10/13/2008	Unfiltered			<2.0	<0.10	<1.0			<0.30	<0.50		
F39-PGW6-67				10/13/2008	Unfiltered			<2.0	<0.10	<1.0			<0.30	<0.50		
F39-PGW6-77				10/14/2008	Unfiltered			<2.0	<0.10	<1.0			<0.30	<0.50		
F39-PGW6-87				10/14/2008	Unfiltered			<2.0	<0.10	<1.0			<0.30	<0.50		
F39-PGW7-100				10/16/2008	Unfiltered			<2.0	<0.10	<1.0			<0.30	<0.50		
F39-PGW7-27				10/09/2008	Unfiltered			<2.0	<0.10	<1.0			<0.30	<0.50		
F39-PGW7-37				10/15/2008	Unfiltered			<2.0	<0.10	<1.0			<0.30	<0.50		
F39-PGW7-57				10/16/2008	Unfiltered			<2.0	<0.10	<1.0			<0.30	<0.50		
F39-PGW7-70				10/16/2008	Unfiltered			<2.0	<0.10	<1.0			<0.30	<0.50		
F39-PGW7-80				10/16/2008	Unfiltered			<2.0	<0.10	<1.0			<0.30	<0.50		
F39-PGW7-90				10/16/2008	Unfiltered			<2.0	<0.10	<1.0			<0.30	<0.50		
F39-SGW10-50				11/12/2008	Unfiltered			<2.0	<0.10	<1.0			<0.30	<0.50		
F39-SGW8-100				11/05/2008	Unfiltered			<2.0	<0.10	<1.0			<0.30	<0.50		
F39-SGW8-27				10/30/2008	Unfiltered			<2.0	<0.10	<1.0			<0.30	<0.50		
F39-SGW8-37				11/03/2008	Unfiltered			<2.0	<0.10	<1.0			<0.30	<0.50		
F39-SGW8-50				11/04/2008	Unfiltered			<2.0	<0.10	<1.0			<0.30	<0.50		
F39-SGW8-63				11/04/2008	Unfiltered			<2.0	<0.10	<1.0			<0.30	<0.50		
F39-SGW8-73				11/04/2008	Unfiltered			<2.0	<0.10	<1.0			<0.30	<0.50		
F39-SGW8-79				11/04/2008	Unfiltered			<2.0	<0.10	<1.0			<0.30	<0.50		
F39-SGW8-90				11/05/2008	Unfiltered			<2.0	<0.10	<1.0			<0.30	<0.50		
F39-SGW9-100				10/31/2008	Unfiltered			<2.0	<0.10	<1.0			<0.30	<0.50		
F39-SGW9-27				10/30/2008	Unfiltered			<2.0	<0.10	<1.0			<0.30	<0.50		
F39-SGW9-37				10/30/2008	Unfiltered			<2.0	<0.10	<1.0			<0.30	<0.50		
F39-SGW9-47				10/30/2008	Unfiltered			<2.0	<0.10	<1.0			<0.30	<0.50		
F39-SGW9-57				10/30/2008	Unfiltered			<2.0	<0.10	<1.0			<0.30	<0.50		

Consolidation Data Summary Table - Groundwater
Beaumont Site 1

	Water Level Data					Volatile Organics									
Sample Location	Depth to Water (feet below ground surface)	Groundwater Elevation (feet above mean sea level)	Elevation Date	Sample Date	Filter Status	tert-Butylbenzene -ug/L	Benzene -ug/L	Carbon Disulfide -ug/L	Chlorobenzene -ug/L	2-Chlorotoluene -ug/L	4-Chlorotoluene -ug/L	Chloroethane -ug/L	Chloromethane -ug/L	Carbon Tetrachloride -ug/L	Chloroform -ug/L
F39-PGW6-24				10/07/2008	Unfiltered		<0.10	<0.10	<0.10			<0.30	<0.30	<0.10	<0.10
F39-PGW6-35				10/10/2008	Unfiltered		<0.10	<0.10	<0.10			<0.30	<0.30	<0.10	<0.10
F39-PGW6-45				10/10/2008	Unfiltered		<0.10	<0.10	<0.10			<0.30	<0.30	<0.10	<0.10
F39-PGW6-55				10/13/2008	Unfiltered		<0.10	<0.10	<0.10			<0.30	<0.30	<0.10	<0.10
F39-PGW6-67				10/13/2008	Unfiltered		0.140 Jq	<0.10	<0.10			<0.30	<0.30	<0.10	<0.10
F39-PGW6-77				10/14/2008	Unfiltered		<0.10	<0.10	<0.10			<0.30	<0.30	<0.10	<0.10
F39-PGW6-87				10/14/2008	Unfiltered		<0.10	<0.10	<0.10			<0.30	<0.30	<0.10	<0.10
F39-PGW7-100				10/16/2008	Unfiltered		4.69	<0.10	<0.10			<0.30	<0.30	<0.10	<0.10
F39-PGW7-27				10/09/2008	Unfiltered		<0.10	<0.10	<0.10			<0.30	<0.30	<0.10	<0.10
F39-PGW7-37				10/15/2008	Unfiltered		<0.10	<0.10	<0.10			<0.30	<0.30	<0.10	<0.10
F39-PGW7-57				10/16/2008	Unfiltered		1.34	<0.10	<0.10			<0.30	<0.30	<0.10	<0.10
F39-PGW7-70				10/16/2008	Unfiltered		0.53 Jq	<0.10	<0.10			<0.30	<0.30	<0.10	<0.10
F39-PGW7-80				10/16/2008	Unfiltered		0.95 Jq	<0.10	<0.10			<0.30	<0.30	<0.10	<0.10
F39-PGW7-90				10/16/2008	Unfiltered		0.66 Jq	<0.10	<0.10			<0.30	<0.30	<0.10	<0.10
F39-SGW10-50				11/12/2008	Unfiltered		<0.10	<0.10	<0.10			<0.30	<0.30	<0.10	<0.10
F39-SGW8-100				11/05/2008	Unfiltered		<0.10	<0.10	<0.10			<0.30	<0.30	<0.10	<0.10
F39-SGW8-27				10/30/2008	Unfiltered		<0.10	<0.10	<0.10			<0.30	<0.30	<0.10	<0.10
F39-SGW8-37				11/03/2008	Unfiltered		<0.10	<0.10	<0.10			<0.30	<0.30	<0.10	<0.10
F39-SGW8-50				11/04/2008	Unfiltered		<0.10	<0.10	<0.10			<0.30	<0.30	<0.10	<0.10
F39-SGW8-63				11/04/2008	Unfiltered		<0.10	<0.10	<0.10			<0.30	<0.30	<0.10	<0.10
F39-SGW8-73				11/04/2008	Unfiltered		<0.10	<0.10	<0.10			<0.30	<0.30	<0.10	<0.10
F39-SGW8-79				11/04/2008	Unfiltered		<0.10	<0.10	<0.10			<0.30	<0.30	<0.10	<0.10
F39-SGW8-90				11/05/2008	Unfiltered		<0.10	<0.10	<0.10			<0.30	<0.30	<0.10	<0.10
F39-SGW9-100				10/31/2008	Unfiltered		<0.10	<0.10	<0.10			<0.30	<0.30	<0.10	<0.10
F39-SGW9-27				10/30/2008	Unfiltered		<0.10	<0.10	<0.10			<0.30	<0.30	<0.10	<0.10
F39-SGW9-37				10/30/2008	Unfiltered		<0.10	<0.10	<0.10			<0.30	<0.30	<0.10	<0.10
F39-SGW9-47				10/30/2008	Unfiltered		<0.10	<0.10	<0.10			<0.30	<0.30	<0.10	<0.10
F39-SGW9-57				10/30/2008	Unfiltered		<0.10	<0.10	<0.10			<0.30	<0.30	<0.10	<0.10

Consolidation Data Summary Table - Groundwater
Beaumont Site 1

	Water Level Data					Volatile Organics									
Sample Location	Depth to Water (feet below ground surface)	Groundwater Elevation (feet above mean sea level)	Elevation Date	Sample Date	Filter Status	Dibromochloromethane -ug/L	1,2-Dibromo-3-Chloropropane -ug/L	Dibromomethane -ug/L	1,1-Dichloroethane -ug/L	1,2-Dichloroethane -ug/L	1,2-Dichlorobenzene -ug/L	1,3-Dichlorobenzene -ug/L	1,4-Dichlorobenzene -ug/L	1,1-Dichloroethene -ug/L	cis-1,2-Dichloroethene -ug/L
F39-PGW6-24				10/07/2008	Unfiltered	<0.10			<0.10	<0.10	<0.10	<0.10	<0.10	<0.10	<0.10
F39-PGW6-35				10/10/2008	Unfiltered	<0.10			<0.10	<0.10	<0.10	<0.10	<0.10	<0.10	<0.10
F39-PGW6-45				10/10/2008	Unfiltered	<0.10			<0.10	<0.10	<0.10	<0.10	<0.10	<0.10	<0.10
F39-PGW6-55				10/13/2008	Unfiltered	<0.10			<0.10	<0.10	<0.10	<0.10	<0.10	<0.10	<0.10
F39-PGW6-67				10/13/2008	Unfiltered	<0.10			<0.10	<0.10	<0.10	<0.10	<0.10	<0.10	<0.10
F39-PGW6-77				10/14/2008	Unfiltered	<0.10			<0.10	<0.10	<0.10	<0.10	<0.10	<0.10	<0.10
F39-PGW6-87				10/14/2008	Unfiltered	<0.10			<0.10	<0.10	<0.10	<0.10	<0.10	<0.10	<0.10
F39-PGW7-100				10/16/2008	Unfiltered	<0.10			<0.10	<0.10	<0.10	<0.10	<0.10	<0.10	<0.10
F39-PGW7-27				10/09/2008	Unfiltered	<0.10			<0.10	<0.10	<0.10	<0.10	<0.10	<0.10	0.540 Jq
F39-PGW7-37				10/15/2008	Unfiltered	<0.10			<0.10	<0.10	<0.10	<0.10	<0.10	<0.10	<0.10
F39-PGW7-57				10/16/2008	Unfiltered	<0.10			<0.10	<0.10	<0.10	<0.10	<0.10	<0.10	<0.10
F39-PGW7-70				10/16/2008	Unfiltered	<0.10			<0.10	<0.10	<0.10	<0.10	<0.10	<0.10	<0.10
F39-PGW7-80				10/16/2008	Unfiltered	<0.10			<0.10	<0.10	<0.10	<0.10	<0.10	<0.10	<0.10
F39-PGW7-90				10/16/2008	Unfiltered	<0.10			<0.10	<0.10	<0.10	<0.10	<0.10	<0.10	<0.10
F39-SGW10-50				11/12/2008	Unfiltered	<0.10			<0.10	<0.10	<0.10	<0.10	<0.10	<0.10	<0.10
F39-SGW8-100				11/05/2008	Unfiltered	<0.10			<0.10	<0.10	<0.10	<0.10	<0.10	<0.10	<0.10
F39-SGW8-27				10/30/2008	Unfiltered	<0.10			<0.10	<0.10	<0.10	<0.10	<0.10	<0.10	<0.10
F39-SGW8-37				11/03/2008	Unfiltered	<0.10			<0.10	<0.10	<0.10	<0.10	<0.10	<0.10	<0.10
F39-SGW8-50				11/04/2008	Unfiltered	<0.10			<0.10	<0.10	<0.10	<0.10	<0.10	<0.10	<0.10
F39-SGW8-63				11/04/2008	Unfiltered	<0.10			<0.10	<0.10	<0.10	<0.10	<0.10	<0.10	<0.10
F39-SGW8-73				11/04/2008	Unfiltered	<0.10			<0.10	<0.10	<0.10	<0.10	<0.10	<0.10	<0.10
F39-SGW8-79				11/04/2008	Unfiltered	<0.10			<0.10	<0.10	<0.10	<0.10	<0.10	<0.10	<0.10
F39-SGW8-90				11/05/2008	Unfiltered	<0.10			<0.10	<0.10	<0.10	<0.10	<0.10	<0.10	<0.10
F39-SGW9-100				10/31/2008	Unfiltered	<0.10			<0.10	<0.10	<0.10	<0.10	<0.10	<0.10	<0.10
F39-SGW9-27				10/30/2008	Unfiltered	<0.10			<0.10	<0.10	<0.10	<0.10	<0.10	<0.10	<0.10
F39-SGW9-37				10/30/2008	Unfiltered	<0.10			<0.10	<0.10	<0.10	<0.10	<0.10	<0.10	<0.10
F39-SGW9-47				10/30/2008	Unfiltered	<0.10			<0.10	<0.10	<0.10	<0.10	<0.10	<0.10	<0.10
F39-SGW9-57				10/30/2008	Unfiltered	<0.10			<0.10	<0.10	<0.10	<0.10	<0.10	<0.10	<0.10

Consolidation Data Summary Table - Groundwater
Beaumont Site 1

	Water Level Data					Volatile Organics										
Sample Location	Depth to Water (feet below ground surface)	Groundwater Elevation (feet above mean sea level)	Elevation Date	Sample Date	Filter Status	trans-1,2-Dichloroethene -ug/L	1,1-Dichloropropene -ug/L	cis-1,3-Dichloropropene -ug/L	trans-1,3-Dichloropropene -ug/L	1,2-Dichloropropane -ug/L	1,3-Dichloropropane -ug/L	2,2-Dichloropropane -ug/L	1,2-Dibromoethane -ug/L	Dichlorodifluoromethane -ug/L	Ethylbenzene -ug/L	Ethene -ug/L
F39-PGW6-24				10/07/2008	Unfiltered	<0.10		<0.10	<0.10	<0.10			<0.10		<0.10	
F39-PGW6-35				10/10/2008	Unfiltered	<0.10		<0.10	<0.10	<0.10			<0.10		0.130 Jq	
F39-PGW6-45				10/10/2008	Unfiltered	<0.10		<0.10	<0.10	<0.10			<0.10		<0.10	
F39-PGW6-55				10/13/2008	Unfiltered	<0.10		<0.10	<0.10	<0.10			<0.10		<0.10	
F39-PGW6-67				10/13/2008	Unfiltered	<0.10		<0.10	<0.10	<0.10			<0.10		<0.10	
F39-PGW6-77				10/14/2008	Unfiltered	<0.10		<0.10	<0.10	<0.10			<0.10		<0.10	
F39-PGW6-87				10/14/2008	Unfiltered	<0.10		<0.10	<0.10	<0.10			<0.10		<0.10	
F39-PGW7-100				10/16/2008	Unfiltered	<0.10		<0.10	<0.10	<0.10			<0.10		0.38 Jq	
F39-PGW7-27				10/09/2008	Unfiltered	<0.10		<0.10	<0.10	<0.10			<0.10		<0.10	
F39-PGW7-37				10/15/2008	Unfiltered	<0.10		<0.10	<0.10	<0.10			<0.10		<0.10	
F39-PGW7-57				10/16/2008	Unfiltered	<0.10		<0.10	<0.10	<0.10			<0.10		0.18 Jq	
F39-PGW7-70				10/16/2008	Unfiltered	<0.10		<0.10	<0.10	<0.10			<0.10		0.15 Jq	
F39-PGW7-80				10/16/2008	Unfiltered	<0.10		<0.10	<0.10	<0.10			<0.10		0.12 Jq	
F39-PGW7-90				10/16/2008	Unfiltered	<0.10		<0.10	<0.10	<0.10			<0.10		0.12 Jq	
F39-SGW10-50				11/12/2008	Unfiltered	<0.10		<0.10	<0.10	<0.10			<0.10		<0.10	
F39-SGW8-100				11/05/2008	Unfiltered	<0.10		<0.10	<0.10	<0.10			<0.10		<0.10	
F39-SGW8-27				10/30/2008	Unfiltered	<0.10		<0.10	<0.10	<0.10			<0.10		<0.10	
F39-SGW8-37				11/03/2008	Unfiltered	<0.10		<0.10	<0.10	<0.10			<0.10		<0.10	
F39-SGW8-50				11/04/2008	Unfiltered	<0.10		<0.10	<0.10	<0.10			<0.10		<0.10	
F39-SGW8-63				11/04/2008	Unfiltered	<0.10		<0.10	<0.10	<0.10			<0.10		<0.10	
F39-SGW8-73				11/04/2008	Unfiltered	<0.10		<0.10	<0.10	<0.10			<0.10		<0.10	
F39-SGW8-79				11/04/2008	Unfiltered	<0.10		<0.10	<0.10	<0.10			<0.10		<0.10	
F39-SGW8-90				11/05/2008	Unfiltered	<0.10		<0.10	<0.10	<0.10			<0.10		<0.10	
F39-SGW9-100				10/31/2008	Unfiltered	<0.10		<0.10	<0.10	<0.10			<0.10		<0.10	
F39-SGW9-27				10/30/2008	Unfiltered	<0.10		<0.10	<0.10	<0.10			<0.10		<0.10	
F39-SGW9-37				10/30/2008	Unfiltered	<0.10		<0.10	<0.10	<0.10			<0.10		<0.10	
F39-SGW9-47				10/30/2008	Unfiltered	<0.10		<0.10	<0.10	<0.10			<0.10		<0.10	
F39-SGW9-57				10/30/2008	Unfiltered	<0.10		<0.10	<0.10	<0.10			<0.10		<0.10	

Consolidation Data Summary Table - Groundwater
Beaumont Site 1

	Water Level Data						Volatile Organics									
Sample Location	Depth to Water (feet below ground surface)	Groundwater Elevation (feet above mean sea level)	Elevation Date	Sample Date	Filter Status	Ethane -ug/L	Hexachlorobutadiene -ug/L	2-Hexanone -ug/L	p-Isopropyltoluene -ug/L	Isopropylbenzene -ug/L	Methane -ug/L	4-Methyl-2-Pentanone -ug/L	Methyl tert-butyl ether (MTBE) -ug/L	Methylene Chloride -ug/L	Naphthalene -ug/L	n-Propylbenzene -ug/L
F39-PGW6-24				10/07/2008	Unfiltered			<0.50				<0.50	<0.10	<0.40		
F39-PGW6-35				10/10/2008	Unfiltered			<0.50				<0.50	<0.10	<0.40		
F39-PGW6-45				10/10/2008	Unfiltered			<0.50				<0.50	<0.10	<0.40		
F39-PGW6-55				10/13/2008	Unfiltered			<0.50				<0.50	<0.10	<0.40		
F39-PGW6-67				10/13/2008	Unfiltered			<0.50				<0.50	<0.10	<0.40		
F39-PGW6-77				10/14/2008	Unfiltered			<0.50				<0.50	<0.10	<0.40		
F39-PGW6-87				10/14/2008	Unfiltered			<0.50				<0.50	<0.10	<0.40		
F39-PGW7-100				10/16/2008	Unfiltered			<0.50				<0.50	<0.10	<0.40		
F39-PGW7-27				10/09/2008	Unfiltered			<0.50				<0.50	<0.10	<0.40		
F39-PGW7-37				10/15/2008	Unfiltered			<0.50				<0.50	<0.10	<0.40		
F39-PGW7-57				10/16/2008	Unfiltered			<0.50				<0.50	<0.10	<0.40		
F39-PGW7-70				10/16/2008	Unfiltered			<0.50				<0.50	<0.10	<0.40		
F39-PGW7-80				10/16/2008	Unfiltered			<0.50				<0.50	<0.10	<0.40		
F39-PGW7-90				10/16/2008	Unfiltered			<0.50				<0.50	<0.10	<0.40		
F39-SGW10-50				11/12/2008	Unfiltered			<0.50				<0.50	<0.10	<0.40		
F39-SGW8-100				11/05/2008	Unfiltered			<0.50				<0.50	<0.10	<0.40		
F39-SGW8-27				10/30/2008	Unfiltered			<0.50				<0.50	<0.10	<0.40		
F39-SGW8-37				11/03/2008	Unfiltered			<0.50				<0.50	<0.10	<0.40		
F39-SGW8-50				11/04/2008	Unfiltered			<0.50				<0.50	<0.10	<0.40		
F39-SGW8-63				11/04/2008	Unfiltered			<0.50				<0.50	<0.10	<0.40		
F39-SGW8-73				11/04/2008	Unfiltered			<0.50				<0.50	<0.10	<0.40		
F39-SGW8-79				11/04/2008	Unfiltered			<0.50				<0.50	<0.10	<0.40		
F39-SGW8-90				11/05/2008	Unfiltered			<0.50				<0.50	<0.10	<0.40		
F39-SGW9-100				10/31/2008	Unfiltered			<0.50				<0.50	<0.10	<0.40		
F39-SGW9-27				10/30/2008	Unfiltered			<0.50				<0.50	<0.10	<0.40		
F39-SGW9-37				10/30/2008	Unfiltered			<0.50				<0.50	<0.10	<0.40		
F39-SGW9-47				10/30/2008	Unfiltered			<0.50				<0.50	<0.10	<0.40		
F39-SGW9-57				10/30/2008	Unfiltered			<0.50				<0.50	<0.10	<0.40		

Consolidation Data Summary Table - Groundwater
Beaumont Site 1

	Water Level Data						Volatile Organics									
Sample Location	Depth to Water (feet below ground surface)	Groundwater Elevation (feet above mean sea level)	Elevation Date	Sample Date	Filter Status	Styrene -ug/L	Toluene -ug/L	1,1,1,2-Tetrachloroethane -ug/L	1,1,1-Trichloroethane -ug/L	1,1,2-Trichloroethane -ug/L	1,2,3-Trichlorobenzene -ug/L	1,2,4-Trichlorobenzene -ug/L	Trichloroethene -ug/L	1,2,3-Trichloropropane -ug/L	Trichlorofluoromethane -ug/L	1,1,2-Trichloro-1,2,2-Trifluoroethane -ug/L
F39-PGW6-24				10/07/2008	Unfiltered	<0.10	<0.10		<0.10	<0.10			12.2		<0.10	
F39-PGW6-35				10/10/2008	Unfiltered	<0.10	<0.10		<0.10	<0.10			40.0		<0.10	
F39-PGW6-45				10/10/2008	Unfiltered	<0.10	<0.10		<0.10	<0.10			46.9		<0.10	
F39-PGW6-55				10/13/2008	Unfiltered	<0.10	<0.10		<0.10	<0.10			99.5		<0.10	
F39-PGW6-67				10/13/2008	Unfiltered	<0.10	0.140 Jq		<0.10	<0.10			10.4		<0.10	
F39-PGW6-77				10/14/2008	Unfiltered	<0.10	<0.10		<0.10	<0.10			3.19		<0.10	
F39-PGW6-87				10/14/2008	Unfiltered	<0.10	<0.10		<0.10	<0.10			3.71		<0.10	
F39-PGW7-100				10/16/2008	Unfiltered	0.47 Jq	2.31		<0.10	<0.10			0.70 Jq		<0.10	
F39-PGW7-27				10/09/2008	Unfiltered	<0.10	<0.10		<0.10	<0.10			91.5		<0.10	
F39-PGW7-37				10/15/2008	Unfiltered	<0.10	<0.10		<0.10	<0.10			8.06		<0.10	
F39-PGW7-57				10/16/2008	Unfiltered	<0.10	0.91 Jq		<0.10	<0.10			6.08		<0.10	
F39-PGW7-70				10/16/2008	Unfiltered	<0.10	0.52 Jq		<0.10	<0.10			21.5		<0.10	
F39-PGW7-80				10/16/2008	Unfiltered	<0.10	0.43 Jq		<0.10	<0.10			5.89		<0.10	
F39-PGW7-90				10/16/2008	Unfiltered	<0.10	0.46 Jq		<0.10	<0.10			3.02		<0.10	
F39-SGW10-50				11/12/2008	Unfiltered	<0.10	<0.10		<0.10	<0.10			<0.10		<0.10	
F39-SGW8-100				11/05/2008	Unfiltered	<0.10	<0.10		<0.10	<0.10			<0.10		<0.10	
F39-SGW8-27				10/30/2008	Unfiltered	<0.10	<0.10		<0.10	<0.10			9.95		<0.10	
F39-SGW8-37				11/03/2008	Unfiltered	<0.10	<0.10		<0.10	<0.10			15.4		<0.10	
F39-SGW8-50				11/04/2008	Unfiltered	<0.10	<0.10		<0.10	<0.10			3.88		<0.10	
F39-SGW8-63				11/04/2008	Unfiltered	<0.10	<0.10		<0.10	<0.10			2.57		<0.10	
F39-SGW8-73				11/04/2008	Unfiltered	<0.10	<0.10		<0.10	<0.10			1.44		<0.10	
F39-SGW8-79				11/04/2008	Unfiltered	<0.10	<0.10		<0.10	<0.10			0.560 Jq		<0.10	
F39-SGW8-90				11/05/2008	Unfiltered	<0.10	<0.10		<0.10	<0.10			<0.10		<0.10	
F39-SGW9-100				10/31/2008	Unfiltered	<0.10	<0.10		<0.10	<0.10			<0.10		<0.10	
F39-SGW9-27				10/30/2008	Unfiltered	<0.10	<0.10		<0.10	<0.10			4.05		<0.10	
F39-SGW9-37				10/30/2008	Unfiltered	<0.10	<0.10		<0.10	<0.10			8.65		<0.10	
F39-SGW9-47				10/30/2008	Unfiltered	<0.10	<0.10		<0.10	<0.10			<0.10		<0.10	
F39-SGW9-57				10/30/2008	Unfiltered	<0.10	<0.10		<0.10	<0.10			<0.10		<0.10	

Consolidation Data Summary Table - Groundwater
Beaumont Site 1

	Water Level Data						Volatile Organics						
Sample Location	Depth to Water (feet below ground surface)	Groundwater Elevation (feet above mean sea level)	Elevation Date	Sample Date	Filter Status	1,2,4-Trimethylbenzene -ug/L	1,3,5-Trimethylbenzene -ug/L	1,1,2,2-Tetrachloroethane -ug/L	Tetrachloroethene (PCE) -ug/L	Vinyl Acetate -ug/L	Vinyl Chloride -ug/L	m,p-Xylenes -ug/L	o-Xylene -ug/L
F39-PGW6-24				10/07/2008	Unfiltered			<0.10	<0.10	<0.10	<0.05	<0.20	<0.10
F39-PGW6-35				10/10/2008	Unfiltered			<0.10	<0.10	<0.10	<0.05	0.310 Jq	<0.10
F39-PGW6-45				10/10/2008	Unfiltered			<0.10	<0.10	<0.10	<0.05	<0.20	<0.10
F39-PGW6-55				10/13/2008	Unfiltered			<0.10	<0.10	<0.10	<0.05	<0.20	<0.10
F39-PGW6-67				10/13/2008	Unfiltered			<0.10	<0.10	<0.10	<0.05	<0.20	<0.10
F39-PGW6-77				10/14/2008	Unfiltered			<0.10	<0.10	<0.10	<0.05	<0.20	<0.10
F39-PGW6-87				10/14/2008	Unfiltered			<0.10	<0.10	<0.10	<0.05	<0.20	<0.10
F39-PGW7-100				10/16/2008	Unfiltered			<0.10	<0.10	<0.10	<0.05	0.43 Jq	0.39 Jq
F39-PGW7-27				10/09/2008	Unfiltered			<0.10	<0.10	<0.10	<0.05	<0.20	<0.10
F39-PGW7-37				10/15/2008	Unfiltered			<0.10	<0.10	<0.10	<0.05	<0.20	<0.10
F39-PGW7-57				10/16/2008	Unfiltered			<0.10	<0.10	<0.10	<0.05	<0.20	0.14 Jq
F39-PGW7-70				10/16/2008	Unfiltered			<0.10	<0.10	<0.10	<0.05	<0.20	0.13 Jq
F39-PGW7-80				10/16/2008	Unfiltered			<0.10	<0.10	<0.10	<0.05	<0.20	<0.10
F39-PGW7-90				10/16/2008	Unfiltered			<0.10	<0.10	<0.10	<0.05	<0.20	<0.10
F39-SGW10-50				11/12/2008	Unfiltered			<0.10	<0.10	<0.10	<0.05	<0.20	<0.10
F39-SGW8-100				11/05/2008	Unfiltered			<0.10	<0.10	<0.10	<0.05	<0.20	<0.10
F39-SGW8-27				10/30/2008	Unfiltered			<0.10	<0.10	<0.10	<0.05	<0.20	<0.10
F39-SGW8-37				11/03/2008	Unfiltered			<0.10	<0.10	<0.10	<0.05	<0.20	<0.10
F39-SGW8-50				11/04/2008	Unfiltered			<0.10	<0.10	<0.10	<0.05	<0.20	<0.10
F39-SGW8-63				11/04/2008	Unfiltered			<0.10	<0.10	<0.10	<0.05	<0.20	<0.10
F39-SGW8-73				11/04/2008	Unfiltered			<0.10	<0.10	<0.10	<0.05	<0.20	<0.10
F39-SGW8-79				11/04/2008	Unfiltered			<0.10	<0.10	<0.10	<0.05	<0.20	<0.10
F39-SGW8-90				11/05/2008	Unfiltered			<0.10	<0.10	<0.10	<0.05	<0.20	<0.10
F39-SGW9-100				10/31/2008	Unfiltered			<0.10	<0.10	<0.10	<0.05	<0.20	<0.10
F39-SGW9-27				10/30/2008	Unfiltered			<0.10	<0.10	<0.10	<0.05	<0.20	<0.10
F39-SGW9-37				10/30/2008	Unfiltered			<0.10	<0.10	<0.10	<0.05	<0.20	<0.10
F39-SGW9-47				10/30/2008	Unfiltered			<0.10	<0.10	<0.10	<0.05	<0.20	<0.10
F39-SGW9-57				10/30/2008	Unfiltered			<0.10	<0.10	<0.10	<0.05	<0.20	<0.10

Consolidation Data Summary Table - Groundwater
Beaumont Site 1

	Water Level Data					Volatile Organics										
Sample Location	Depth to Water (feet below ground surface)	Groundwater Elevation (feet above mean sea level)	Elevation Date	Sample Date	Filter Status	1,4-Dioxane -ug/L	N-Nitrosodimethylamine -ng/L	Acetone -ug/L	Bromodichloromethane -ug/L	2-Butanone -ug/L	Bromobenzene -ug/L	Bromochloromethane -ug/L	Bromomethane -ug/L	Bromoform -ug/L	n-Butylbenzene -ug/L	sec-Butylbenzene -ug/L
F39-SGW9-67				10/31/2008	Unfiltered			<2.0	<0.10	<1.0			<0.30	<0.50		
F39-SGW9-77				10/31/2008	Unfiltered			<2.0	<0.10	<1.0			<0.30	<0.50		
F39-SGW9-87				10/31/2008	Unfiltered			<2.0	<0.10	<1.0			<0.30	<0.50		
F39-SSB10-30				11/11/2008	Unfiltered			<2.0	<0.10	<1.0			<0.30	<0.50		
F39-SSB10-40				11/11/2008	Unfiltered			<2.0	<0.10	<1.0			<0.30	<0.50		
G46-PGW1-24				09/16/2008	Unfiltered			<2.0	<0.10	<1.0			<0.30	<0.50		
G46-PGW2-22				09/17/2008	Unfiltered			<2.0	<0.10	<1.0			<0.30	<0.50		
G46-PGW3-24				09/17/2008	Unfiltered			<2.0	<0.10	<1.0			<0.30	<0.50		
G46-PGW4-22				09/17/2008	Unfiltered			<2.0	<0.10	<1.0			<0.30	<0.50		
G46-PGW5-31				09/17/2008	Unfiltered			<2.0	<0.10	<1.0			<0.30	<0.50		
G46-PGW6-21				09/17/2008	Unfiltered			<2.0	<0.10	<1.0			<0.30	<0.50		
G46-PGW7-23				09/18/2008	Unfiltered			<2.0	<0.10	<1.0			<0.30	<0.50		
G46-PGW8-22				09/18/2008	Unfiltered			<2.0	<0.10	<1.0			<0.30	<0.50		
G46-PGW9-23				09/22/2008	Unfiltered			<2.0	<0.10	<1.0			<0.30	<0.50		
IW-01	63.16	2095.14	10/29/92	08/18/1992	Unfiltered											
IW-01	63.16	2095.14	10/29/92	09/09/1992	Unfiltered											
IW-01	60.44	2100.29	12/17/2010	1/18/2011	Unfiltered	<0.10		<5.0	<0.11	<1.2			<0.48	<0.50		
IW-02	57.91	2094.61	10/29/92	08/19/1992	Unfiltered											
IW-02	57.91	2094.61	10/29/92	09/09/1992	Unfiltered											
IW-02	NA	NA	NA	03/10/1993	Unfiltered											
IW-02	54.83	2100.18	12/17/2010	1/18/2011	Unfiltered	1.0		<5.0	<0.11	<1.2			<0.48	<0.50		
IW-03	42.77	2087.17	10/29/92	09/29/1992	Unfiltered											
IW-03	42.77	2087.17	10/29/92	10/19/1992	Unfiltered											
IW-03	42.77	2087.17	10/29/92	10/27/1992	Unfiltered											
IW-03	NA	NA	NA	03/16/1993	Unfiltered											
IW-03	38.61	2094.25	12/15/2010	1/17/2011	Unfiltered	24		<5.0	<0.11	<1.2			<0.48	<0.50		
IW-04	45.80	2086.69	10/29/92	09/30/1992	Unfiltered											
IW-04	45.80	2086.69	10/29/92	10/19/1992	Unfiltered											

Consolidation Data Summary Table - Groundwater
Beaumont Site 1

	Water Level Data					Volatile Organics									
Sample Location	Depth to Water (feet below ground surface)	Groundwater Elevation (feet above mean sea level)	Elevation Date	Sample Date	Filter Status	tert-Butylbenzene -ug/L	Benzene -ug/L	Carbon Disulfide -ug/L	Chlorobenzene -ug/L	2-Chlorotoluene -ug/L	4-Chlorotoluene -ug/L	Chloroethane -ug/L	Chloromethane -ug/L	Carbon Tetrachloride -ug/L	Chloroform -ug/L
F39-SGW9-67				10/31/2008	Unfiltered		<0.10	<0.10	<0.10			<0.30	<0.30	<0.10	<0.10
F39-SGW9-77				10/31/2008	Unfiltered		<0.10	<0.10	<0.10			<0.30	<0.30	<0.10	<0.10
F39-SGW9-87				10/31/2008	Unfiltered		<0.10	<0.10	<0.10			<0.30	<0.30	<0.10	<0.10
F39-SSB10-30				11/11/2008	Unfiltered		<0.10	<0.10	<0.10			<0.30	<0.30	<0.10	<0.10
F39-SSB10-40				11/11/2008	Unfiltered		<0.10	<0.10	<0.10			<0.30	<0.30	<0.10	<0.10
G46-PGW1-24				09/16/2008	Unfiltered		<0.10	<0.10	<0.10			<0.30	<0.30	<0.10	<0.10
G46-PGW2-22				09/17/2008	Unfiltered		<0.10	<0.10	<0.10			<0.30	<0.30	<0.10	<0.10
G46-PGW3-24				09/17/2008	Unfiltered		0.110 Jq	<0.10	<0.10			<0.30	<0.30	<0.10	<0.10
G46-PGW4-22				09/17/2008	Unfiltered		0.180 Jq	<0.10	<0.10			<0.30	<0.30	<0.10	<0.10
G46-PGW5-31				09/17/2008	Unfiltered		<0.10	<0.10	<0.10			<0.30	<0.30	<0.10	<0.10
G46-PGW6-21				09/17/2008	Unfiltered		0.450 Jq	<0.10	<0.10			<0.30	<0.30	<0.10	<0.10
G46-PGW7-23				09/18/2008	Unfiltered		0.100 Jq	<0.10	<0.10			<0.30	<0.30	<0.10	<0.10
G46-PGW8-22				09/18/2008	Unfiltered		<0.10	<0.10	<0.10			<0.30	<0.30	<0.10	<0.10
G46-PGW9-23				09/22/2008	Unfiltered		<0.10	<0.10	<0.10			<0.30	<0.30	<0.10	<0.10
IW-01	63.16	2095.14	10/29/92	08/18/1992	Unfiltered										
IW-01	63.16	2095.14	10/29/92	09/09/1992	Unfiltered										
IW-01	60.44	2100.29	12/17/2010	1/18/2011	Unfiltered		<0.14	<0.36	<0.23			<0.35	<0.36	<0.15	<0.46
IW-02	57.91	2094.61	10/29/92	08/19/1992	Unfiltered										
IW-02	57.91	2094.61	10/29/92	09/09/1992	Unfiltered										
IW-02	NA	NA	NA	03/10/1993	Unfiltered										
IW-02	54.83	2100.18	12/17/2010	1/18/2011	Unfiltered		<0.14	<0.36	<0.23			<0.35	<0.36	<0.15	<0.46
IW-03	42.77	2087.17	10/29/92	09/29/1992	Unfiltered										
IW-03	42.77	2087.17	10/29/92	10/19/1992	Unfiltered										
IW-03	42.77	2087.17	10/29/92	10/27/1992	Unfiltered										
IW-03	NA	NA	NA	03/16/1993	Unfiltered										
IW-03	38.61	2094.25	12/15/2010	1/17/2011	Unfiltered		0.21 Jq	<0.36	<0.23			<0.35	<0.36	<0.15	<0.46
IW-04	45.80	2086.69	10/29/92	09/30/1992	Unfiltered										
IW-04	45.80	2086.69	10/29/92	10/19/1992	Unfiltered										

Consolidation Data Summary Table - Groundwater
Beaumont Site 1

	Water Level Data					Volatile Organics									
Sample Location	Depth to Water (feet below ground surface)	Groundwater Elevation (feet above mean sea level)	Elevation Date	Sample Date	Filter Status	Dibromochloromethane -ug/L	1,2-Dibromo-3-Chloropropane -ug/L	Dibromomethane -ug/L	1,1-Dichloroethane -ug/L	1,2-Dichloroethane -ug/L	1,2-Dichlorobenzene -ug/L	1,3-Dichlorobenzene -ug/L	1,4-Dichlorobenzene -ug/L	1,1-Dichloroethene -ug/L	cis-1,2-Dichloroethene -ug/L
F39-SGW9-67				10/31/2008	Unfiltered	<0.10			<0.10	<0.10	<0.10	<0.10	<0.10	<0.10	<0.10
F39-SGW9-77				10/31/2008	Unfiltered	<0.10			<0.10	<0.10	<0.10	<0.10	<0.10	<0.10	<0.10
F39-SGW9-87				10/31/2008	Unfiltered	<0.10			<0.10	<0.10	<0.10	<0.10	<0.10	<0.10	<0.10
F39-SSB10-30				11/11/2008	Unfiltered	<0.10			<0.10	<0.10	<0.10	<0.10	<0.10	<0.10	<0.10
F39-SSB10-40				11/11/2008	Unfiltered	<0.10			<0.10	<0.10	<0.10	<0.10	<0.10	<0.10	<0.10
G46-PGW1-24				09/16/2008	Unfiltered	<0.10			<0.10	<0.10	<0.10	<0.10	<0.10	<0.10	<0.10
G46-PGW2-22				09/17/2008	Unfiltered	<0.10			<0.10	<0.10	<0.10	<0.10	<0.10	<0.10	<0.10
G46-PGW3-24				09/17/2008	Unfiltered	<0.10			<0.10	<0.10	<0.10	<0.10	<0.10	<0.10	<0.10
G46-PGW4-22				09/17/2008	Unfiltered	<0.10			<0.10	<0.10	<0.10	<0.10	<0.10	<0.10	<0.10
G46-PGW5-31				09/17/2008	Unfiltered	<0.10			<0.10	<0.10	<0.10	<0.10	<0.10	<0.10	<0.10
G46-PGW6-21				09/17/2008	Unfiltered	<0.10			<0.10	<0.10	<0.10	<0.10	<0.10	<0.10	<0.10
G46-PGW7-23				09/18/2008	Unfiltered	<0.10			<0.10	<0.10	<0.10	<0.10	<0.10	<0.10	<0.10
G46-PGW8-22				09/18/2008	Unfiltered	<0.10			<0.10	<0.10	<0.10	<0.10	<0.10	<0.10	<0.10
G46-PGW9-23				09/22/2008	Unfiltered	<0.10			<0.10	<0.10	<0.10	<0.10	<0.10	<0.10	<0.10
IW-01	63.16	2095.14	10/29/92	08/18/1992	Unfiltered					<1.6				<3	
IW-01	63.16	2095.14	10/29/92	09/09/1992	Unfiltered					<1.6				<3	
IW-01	60.44	2100.29	12/17/2010	1/18/2011	Unfiltered	<0.37			<0.098	<0.21	<0.20	<0.15	<0.072	<0.12	<0.18
IW-02	57.91	2094.61	10/29/92	08/19/1992	Unfiltered					<1.6				66	
IW-02	57.91	2094.61	10/29/92	09/09/1992	Unfiltered					<1.6				6.8	
IW-02	NA	NA	NA	03/10/1993	Unfiltered									14.6	
IW-02	54.83	2100.18	12/17/2010	1/18/2011	Unfiltered	<0.37			<0.098	<0.21	<0.20	<0.15	<0.072	0.51 Bk	<0.18
IW-03	42.77	2087.17	10/29/92	09/29/1992	Unfiltered					<6.4				350	
IW-03	42.77	2087.17	10/29/92	10/19/1992	Unfiltered					<5				55	
IW-03	42.77	2087.17	10/29/92	10/27/1992	Unfiltered					<50				390	
IW-03	NA	NA	NA	03/16/1993	Unfiltered									119	
IW-03	38.61	2094.25	12/15/2010	1/17/2011	Unfiltered	<0.37			1.8	0.38 Jq	<0.20	<0.15	<0.072	47	1.5
IW-04	45.80	2086.69	10/29/92	09/30/1992	Unfiltered					<6.4				55	
IW-04	45.80	2086.69	10/29/92	10/19/1992	Unfiltered					<5				<65	

Consolidation Data Summary Table - Groundwater
Beaumont Site 1

	Water Level Data					Volatile Organics										
Sample Location	Depth to Water (feet below ground surface)	Groundwater Elevation (feet above mean sea level)	Elevation Date	Sample Date	Filter Status	trans-1,2-Dichloroethene -ug/L	1,1-Dichloropropene -ug/L	cis-1,3-Dichloropropene -ug/L	trans-1,3-Dichloropropene -ug/L	1,2-Dichloropropane -ug/L	1,3-Dichloropropane -ug/L	2,2-Dichloropropane -ug/L	1,2-Dibromoethane -ug/L	Dichlorodifluoromethane -ug/L	Ethylbenzene -ug/L	Ethene -ug/L
F39-SGW9-67				10/31/2008	Unfiltered	<0.10		<0.10	<0.10	<0.10			<0.10		<0.10	
F39-SGW9-77				10/31/2008	Unfiltered	<0.10		<0.10	<0.10	<0.10			<0.10		<0.10	
F39-SGW9-87				10/31/2008	Unfiltered	<0.10		<0.10	<0.10	<0.10			<0.10		<0.10	
F39-SSB10-30				11/11/2008	Unfiltered	<0.10		<0.10	<0.10	<0.10			<0.10		<0.10	
F39-SSB10-40				11/11/2008	Unfiltered	<0.10		<0.10	<0.10	<0.10			<0.10		<0.10	
G46-PGW1-24				09/16/2008	Unfiltered	<0.10		<0.10	<0.10	<0.10			<0.10		<0.10	
G46-PGW2-22				09/17/2008	Unfiltered	<0.10		<0.10	<0.10	<0.10			<0.10		<0.10	
G46-PGW3-24				09/17/2008	Unfiltered	<0.10		<0.10	<0.10	<0.10			<0.10		<0.10	
G46-PGW4-22				09/17/2008	Unfiltered	<0.10		<0.10	<0.10	<0.10			<0.10		<0.10	
G46-PGW5-31				09/17/2008	Unfiltered	<0.10		<0.10	<0.10	<0.10			<0.10		<0.10	
G46-PGW6-21				09/17/2008	Unfiltered	<0.10		<0.10	<0.10	<0.10			<0.10		<0.10	
G46-PGW7-23				09/18/2008	Unfiltered	<0.10		<0.10	<0.10	<0.10			<0.10		<0.10	
G46-PGW8-22				09/18/2008	Unfiltered	<0.10		<0.10	<0.10	<0.10			<0.10		<0.10	
G46-PGW9-23				09/22/2008	Unfiltered	<0.10		<0.10	<0.10	<0.10			<0.10		<0.10	
IW-01	63.16	2095.14	10/29/92	08/18/1992	Unfiltered											
IW-01	63.16	2095.14	10/29/92	09/09/1992	Unfiltered											
IW-01	60.44	2100.29	12/17/2010	1/18/2011	Unfiltered	<0.10		<0.30	<0.24	<0.19					<0.26	<0.02
IW-02	57.91	2094.61	10/29/92	08/19/1992	Unfiltered											
IW-02	57.91	2094.61	10/29/92	09/09/1992	Unfiltered											
IW-02	NA	NA	NA	03/10/1993	Unfiltered											
IW-02	54.83	2100.18	12/17/2010	1/18/2011	Unfiltered	<0.10		<0.30	<0.24	<0.19					<0.26	<0.02
IW-03	42.77	2087.17	10/29/92	09/29/1992	Unfiltered											
IW-03	42.77	2087.17	10/29/92	10/19/1992	Unfiltered											
IW-03	42.77	2087.17	10/29/92	10/27/1992	Unfiltered											
IW-03	NA	NA	NA	03/16/1993	Unfiltered											
IW-03	38.61	2094.25	12/15/2010	1/17/2011	Unfiltered	<0.10		<0.30	<0.24	<0.19					<0.26	1.90
IW-04	45.80	2086.69	10/29/92	09/30/1992	Unfiltered											
IW-04	45.80	2086.69	10/29/92	10/19/1992	Unfiltered											

Consolidation Data Summary Table - Groundwater
Beaumont Site 1

	Water Level Data					Volatile Organics										
Sample Location	Depth to Water (feet below ground surface)	Groundwater Elevation (feet above mean sea level)	Elevation Date	Sample Date	Filter Status	Ethane -ug/L	Hexachlorobutadiene -ug/L	2-Hexanone -ug/L	p-Isopropyltoluene -ug/L	Isopropylbenzene -ug/L	Methane -ug/L	4-Methyl-2-Pentanone -ug/L	Methyl tert-butyl ether (MTBE) -ug/L	Methylene Chloride -ug/L	Naphthalene -ug/L	n-Propylbenzene -ug/L
F39-SGW9-67				10/31/2008	Unfiltered			<0.50				<0.50	<0.10	<0.40		
F39-SGW9-77				10/31/2008	Unfiltered			<0.50				<0.50	<0.10	<0.40		
F39-SGW9-87				10/31/2008	Unfiltered			<0.50				<0.50	<0.10	<0.40		
F39-SSB10-30				11/11/2008	Unfiltered			<0.50				<0.50	<0.10	<0.40		
F39-SSB10-40				11/11/2008	Unfiltered			<0.50				<0.50	<0.10	<0.40		
G46-PGW1-24				09/16/2008	Unfiltered			<0.50				<0.50	<0.10	<0.40		
G46-PGW2-22				09/17/2008	Unfiltered			<0.50				<0.50	<0.10	<0.40		
G46-PGW3-24				09/17/2008	Unfiltered			<0.50				<0.50	<0.10	<0.40		
G46-PGW4-22				09/17/2008	Unfiltered			<0.50				<0.50	<0.10	<0.40		
G46-PGW5-31				09/17/2008	Unfiltered			<0.50				<0.50	<0.10	<0.40		
G46-PGW6-21				09/17/2008	Unfiltered			<0.50				<0.50	0.150 Jq	<0.40		
G46-PGW7-23				09/18/2008	Unfiltered			<0.50				<0.50	<0.10	<0.40		
G46-PGW8-22				09/18/2008	Unfiltered			<0.50				<0.50	<0.10	<0.40		
G46-PGW9-23				09/22/2008	Unfiltered			<0.50				<0.50	<0.10	<0.40		
IW-01	63.16	2095.14	10/29/92	08/18/1992	Unfiltered											
IW-01	63.16	2095.14	10/29/92	09/09/1992	Unfiltered											
IW-01	60.44	2100.29	12/17/2010	1/18/2011	Unfiltered	0.49		<1.2			24.00	<0.95	<0.43	0.17 BJkq		
IW-02	57.91	2094.61	10/29/92	08/19/1992	Unfiltered											
IW-02	57.91	2094.61	10/29/92	09/09/1992	Unfiltered											
IW-02	NA	NA	NA	03/10/1993	Unfiltered											
IW-02	54.83	2100.18	12/17/2010	1/18/2011	Unfiltered	1.50		<1.2			1600.00	<0.95	<0.43	<0.15		
IW-03	42.77	2087.17	10/29/92	09/29/1992	Unfiltered											
IW-03	42.77	2087.17	10/29/92	10/19/1992	Unfiltered											
IW-03	42.77	2087.17	10/29/92	10/27/1992	Unfiltered											
IW-03	NA	NA	NA	03/16/1993	Unfiltered											
IW-03	38.61	2094.25	12/15/2010	1/17/2011	Unfiltered	7.70		<1.2			91.00	<0.95	<0.43	0.15 BJkq		
IW-04	45.80	2086.69	10/29/92	09/30/1992	Unfiltered											
IW-04	45.80	2086.69	10/29/92	10/19/1992	Unfiltered											

Consolidation Data Summary Table - Groundwater
Beaumont Site 1

	Water Level Data						Volatile Organics									
Sample Location	Depth to Water (feet below ground surface)	Groundwater Elevation (feet above mean sea level)	Elevation Date	Sample Date	Filter Status	Styrene -ug/L	Toluene -ug/L	1,1,1,2-Tetrachloroethane -ug/L	1,1,1-Trichloroethane -ug/L	1,1,2-Trichloroethane -ug/L	1,2,3-Trichlorobenzene -ug/L	1,2,4-Trichlorobenzene -ug/L	Trichloroethene -ug/L	1,2,3-Trichloropropane -ug/L	Trichlorofluoromethane -ug/L	1,1,2-Trichloro-1,2,2-Trifluoroethane -ug/L
F39-SGW9-67				10/31/2008	Unfiltered	<0.10	<0.10		<0.10	<0.10			0.19 Jq		<0.10	
F39-SGW9-77				10/31/2008	Unfiltered	<0.10	<0.10		<0.10	<0.10			<0.10		<0.10	
F39-SGW9-87				10/31/2008	Unfiltered	<0.10	<0.10		<0.10	<0.10			<0.10		<0.10	
F39-SSB10-30				11/11/2008	Unfiltered	<0.10	<0.10		<0.10	<0.10			0.57 Jq		<0.10	
F39-SSB10-40				11/11/2008	Unfiltered	<0.10	<0.10		<0.10	<0.10			<0.10		<0.10	
G46-PGW1-24				09/16/2008	Unfiltered	<0.10	<0.10		<0.10	<0.10			<0.10		<0.10	
G46-PGW2-22				09/17/2008	Unfiltered	<0.10	<0.10		<0.10	<0.10			<0.10		<0.10	
G46-PGW3-24				09/17/2008	Unfiltered	<0.10	0.230 Jq		<0.10	<0.10			<0.10		<0.10	
G46-PGW4-22				09/17/2008	Unfiltered	<0.10	0.220 Jq		<0.10	<0.10			<0.10		<0.10	
G46-PGW5-31				09/17/2008	Unfiltered	<0.10	<0.10		<0.10	<0.10			<0.10		<0.10	
G46-PGW6-21				09/17/2008	Unfiltered	<0.10	0.430 Jq		<0.10	<0.10			<0.10		<0.10	
G46-PGW7-23				09/18/2008	Unfiltered	<0.10	0.250 Jq		<0.10	<0.10			<0.10		<0.10	
G46-PGW8-22				09/18/2008	Unfiltered	<0.10	<0.10		<0.10	<0.10			<0.10		<0.10	
G46-PGW9-23				09/22/2008	Unfiltered	<0.10	<0.10		<0.10	<0.10			<0.10		<0.10	
IW-01	63.16	2095.14	10/29/92	08/18/1992	Unfiltered				<1				<2			
IW-01	63.16	2095.14	10/29/92	09/09/1992	Unfiltered				<1				<2			
IW-01	60.44	2100.29	12/17/2010	1/18/2011	Unfiltered	<0.22	<0.22		<0.12	<0.31			<0.25	<0.29	<0.16	
IW-02	57.91	2094.61	10/29/92	08/19/1992	Unfiltered				8.5				<20			
IW-02	57.91	2094.61	10/29/92	09/09/1992	Unfiltered				3.8				8.3			
IW-02	NA	NA	NA	03/10/1993	Unfiltered								2.69			
IW-02	54.83	2100.18	12/17/2010	1/18/2011	Unfiltered	<0.22	<0.22		<0.12	<0.31			1.2 Bk	<0.29	<0.16	
IW-03	42.77	2087.17	10/29/92	09/29/1992	Unfiltered				<4				<83			
IW-03	42.77	2087.17	10/29/92	10/19/1992	Unfiltered				<15				6.8			
IW-03	42.77	2087.17	10/29/92	10/27/1992	Unfiltered				<150				33			
IW-03	NA	NA	NA	03/16/1993	Unfiltered								14.6			
IW-03	38.61	2094.25	12/15/2010	1/17/2011	Unfiltered	<0.22	<0.22		<0.12	<0.31			43	<0.29	<0.16	
IW-04	45.80	2086.69	10/29/92	09/30/1992	Unfiltered				<4				17			
IW-04	45.80	2086.69	10/29/92	10/19/1992	Unfiltered				<15				<10			

Consolidation Data Summary Table - Groundwater
Beaumont Site 1

	Water Level Data						Volatile Organics						
Sample Location	Depth to Water (feet below ground surface)	Groundwater Elevation (feet above mean sea level)	Elevation Date	Sample Date	Filter Status	1,2,4-Trimethylbenzene -ug/L	1,3,5-Trimethylbenzene -ug/L	1,1,2,2-Tetrachloroethane -ug/L	Tetrachloroethene (PCE) -ug/L	Vinyl Acetate -ug/L	Vinyl Chloride -ug/L	m,p-Xylenes -ug/L	o-Xylene -ug/L
F39-SGW9-67				10/31/2008	Unfiltered			<0.10	<0.10	<0.10	<0.05	<0.20	<0.10
F39-SGW9-77				10/31/2008	Unfiltered			<0.10	<0.10	<0.10	<0.05	<0.20	<0.10
F39-SGW9-87				10/31/2008	Unfiltered			<0.10	<0.10	<0.10	<0.05	<0.20	<0.10
F39-SSB10-30				11/11/2008	Unfiltered			<0.10	<0.10	<0.10	<0.05	<0.20	<0.10
F39-SSB10-40				11/11/2008	Unfiltered			<0.10	<0.10	<0.10	<0.05	<0.20	<0.10
G46-PGW1-24				09/16/2008	Unfiltered			<0.10	<0.10	<0.10	<0.05	<0.20	<0.10
G46-PGW2-22				09/17/2008	Unfiltered			<0.10	<0.10	<0.10	<0.05	<0.20	<0.10
G46-PGW3-24				09/17/2008	Unfiltered			<0.10	<0.10	<0.10	<0.05	<0.20	<0.10
G46-PGW4-22				09/17/2008	Unfiltered			<0.10	<0.10	<0.10	<0.05	<0.20	<0.10
G46-PGW5-31				09/17/2008	Unfiltered			<0.10	<0.10	<0.10	<0.05	<0.20	<0.10
G46-PGW6-21				09/17/2008	Unfiltered			<0.10	<0.10	<0.10	<0.05	0.310 Jq	0.160 Jq
G46-PGW7-23				09/18/2008	Unfiltered			<0.10	<0.10	<0.10	<0.05	<0.20	<0.10
G46-PGW8-22				09/18/2008	Unfiltered			<0.10	<0.10	<0.10	<0.05	<0.20	<0.10
G46-PGW9-23				09/22/2008	Unfiltered			<0.10	<0.10	<0.10	<0.05	<0.20	<0.10
IW-01	63.16	2095.14	10/29/92	08/18/1992	Unfiltered				<3				
IW-01	63.16	2095.14	10/29/92	09/09/1992	Unfiltered				<3				
IW-01	60.44	2100.29	12/17/2010	1/18/2011	Unfiltered			<0.29	<0.23	<0.48	<0.13	<0.36	<0.41
IW-02	57.91	2094.61	10/29/92	08/19/1992	Unfiltered				<3				
IW-02	57.91	2094.61	10/29/92	09/09/1992	Unfiltered				<3				
IW-02	NA	NA	NA	03/10/1993	Unfiltered								
IW-02	54.83	2100.18	12/17/2010	1/18/2011	Unfiltered			<0.29	<0.23	<0.48	<0.13	<0.36	<0.41
IW-03	42.77	2087.17	10/29/92	09/29/1992	Unfiltered				<12				
IW-03	42.77	2087.17	10/29/92	10/19/1992	Unfiltered				<5				
IW-03	42.77	2087.17	10/29/92	10/27/1992	Unfiltered				<50				
IW-03	NA	NA	NA	03/16/1993	Unfiltered								
IW-03	38.61	2094.25	12/15/2010	1/17/2011	Unfiltered			<0.29	<0.23	<0.48	<0.13	<0.36	<0.41
IW-04	45.80	2086.69	10/29/92	09/30/1992	Unfiltered				<12				
IW-04	45.80	2086.69	10/29/92	10/19/1992	Unfiltered				<5				

Consolidation Data Summary Table - Groundwater
Beaumont Site 1

	Water Level Data					Volatile Organics										
Sample Location	Depth to Water (feet below ground surface)	Groundwater Elevation (feet above mean sea level)	Elevation Date	Sample Date	Filter Status	1,4-Dioxane -ug/L	N-Nitrosodimethylamine -ng/L	Acetone -ug/L	Bromodichloromethane -ug/L	2-Butanone -ug/L	Bromobenzene -ug/L	Bromochloromethane -ug/L	Bromomethane -ug/L	Bromoform -ug/L	n-Butylbenzene -ug/L	sec-Butylbenzene -ug/L
IW-04	45.80	2086.69	10/29/92	10/29/1992	Unfiltered											
IW-04	NA	NA	NA	03/11/1993	Unfiltered											
IW-04	39.59	2095.50	07/11/03	07/25/2003	Unfiltered	31		<3.6	<0.33	<1.7	<0.26	<0.37	<0.90	<0.87	<0.34	<0.11
IW-04	42.21	2092.88	06/17/04	06/30/2004	Unfiltered	28 Jb		<3.6	<0.33	<1.7	<0.26	<0.37	<0.90	<0.87	<0.34	<0.11
IW-04	35.84	2099.25	06/01/05	06/30/2005	Unfiltered	22		<6.1	<0.27	<4.2	<0.47	<0.68	<2.9	<0.62	<0.29	<0.21
IW-04	33.17	2101.92	05/30/06	07/06/2006	Unfiltered	19		<6.1	<0.27	<4.2	<0.47	<0.68	<2.9	<0.62	<0.29	<0.21
IW-04	35.37	2099.72	05/30/07	06/18/2007	Unfiltered	9.5		<5	<0.2	<5			<0.2	<0.3		
IW-04	37.17	2097.92	05/13/08	06/06/2008	Unfiltered	19		<5	<1	<5			<1	<1		
IW-04	38.81	2096.28	05/07/09	06/09/2009	Unfiltered	23		17 Jq	<0.33	<6.9	<0.33	<0.69	<4.3	<0.55	<0.28	<0.20
IW-04	39.79	2095.30	11/09/2009	11/19/2009	Unfiltered	20		<5.0	<0.11	<1.2			<0.48	<0.13		
IW-04	40.8	2094.29	05/13/2010	06/14/2010	Unfiltered	20		<5.0	<0.11	<1.2			<0.48	<0.13		
IW-04	41.54	2093.55	12/15/2010	1/17/2011	Unfiltered	23		<5.0	<0.11	<1.2			<0.48	<0.50		
IW-05	47.98	2086.09	10/29/92	10/01/1992	Unfiltered											
IW-05	47.98	2086.09	10/29/92	10/12/1992	Unfiltered											
IW-05	NA	NA	NA	03/16/1993	Unfiltered											
IW-05	42.30	2094.64	12/15/2010	1/19/2011	Unfiltered	26		<5.0	<0.11	<1.2			<0.48	<0.50		
ML-1				11/11/2008	Unfiltered	<0.57		<2.5	<0.25	<2.5			<0.25	<0.25		
MW-01	NA	NA	NA	03/09/1993	Unfiltered											
MW-01	72.66	2101.64	05/20/02	05/30/2002	Unfiltered	3		<9.5	<0.26	<2.8	<0.15	<0.49	<0.46	<0.23	<0.29	<0.29
MW-01	76.18	2100.80	07/10/03	07/30/2003	Unfiltered	3.1		<7.2	<0.65	<3.3	<0.53	<0.75	<1.8	<1.7	<0.68	<0.21
MW-01	79.87	2097.11	06/17/04	07/14/2004	Unfiltered	2.2		<7.2	<0.65	<3.3	<0.53	<0.75	<1.8	<1.7	<0.68	<0.21
MW-01	47.84	2129.14	06/01/05	07/05/2005	Unfiltered	2.3		<6.1	<0.27	<4.2	<0.47	<0.68	<2.9	<0.62	<0.29	<0.21
MW-01	60.55	2116.43	05/31/06	06/30/2006	Unfiltered	2.3		10 Bk	<0.27	<4.2	<0.47	<0.68	<2.9	<0.62	<0.29	<0.21
MW-01	67.17	2109.81	05/14/08	06/11/2008	Unfiltered	2		<5	<1	<5			<1	<1		
MW-01	73.65	2103.329	05/13/2010	06/10/2010	Unfiltered	2.7		<5.0	<0.11	<1.2			<0.48	<0.13		
MW-02	NA	NA	NA	03/25/1993	Unfiltered											
MW-02	37.18	2130.28	04/21/98	05/01/1998	Unfiltered				<0.5				<0.5	<0.5		
MW-02	37.60	2129.86	10/13/98	10/21/1998	Unfiltered				<0.5				<0.5	<0.5		

Consolidation Data Summary Table - Groundwater
Beaumont Site 1

	Water Level Data					Volatile Organics									
Sample Location	Depth to Water (feet below ground surface)	Groundwater Elevation (feet above mean sea level)	Elevation Date	Sample Date	Filter Status	tert-Butylbenzene -ug/L	Benzene -ug/L	Carbon Disulfide -ug/L	Chlorobenzene -ug/L	2-Chlorotoluene -ug/L	4-Chlorotoluene -ug/L	Chloroethane -ug/L	Chloromethane -ug/L	Carbon Tetrachloride -ug/L	Chloroform -ug/L
IW-04	45.80	2086.69	10/29/92	10/29/1992	Unfiltered										
IW-04	NA	NA	NA	03/11/1993	Unfiltered										
IW-04	39.59	2095.50	07/11/03	07/25/2003	Unfiltered	<0.23	<0.29	<0.28	<0.19	<0.67	<0.16	<0.46	<0.43	<0.40	<0.45
IW-04	42.21	2092.88	06/17/04	06/30/2004	Unfiltered	<0.23	<0.29	<0.28	<0.19	<0.67	<0.16	<0.46	<0.43	<0.40	<0.45
IW-04	35.84	2099.25	06/01/05	06/30/2005	Unfiltered	<0.17	<0.26	<1.0	<0.36	<0.24	<0.30	<0.52	<1.8	<0.42	<0.22
IW-04	33.17	2101.92	05/30/06	07/06/2006	Unfiltered	<0.17	<0.26	<1.0	<0.36	<0.24	<0.30	<0.52	<1.8	<0.42	<0.22
IW-04	35.37	2099.72	05/30/07	06/18/2007	Unfiltered		<0.2	<0.2	<0.2			0.38 Jq	<0.2	<0.2	<0.2
IW-04	37.17	2097.92	05/13/08	06/06/2008	Unfiltered		<1	<1	<1			<1	<1	<1	<1
IW-04	38.81	2096.28	05/07/09	06/09/2009	Unfiltered	<0.28	<0.28	<1.9	<0.22	<0.55	<0.21	<1.3	<0.49	<0.43	<0.33
IW-04	39.79	2095.30	11/09/2009	11/19/2009	Unfiltered		0.23 Jq	<0.36	<0.23			0.53	<0.36	<0.15	<0.17
IW-04	40.8	2094.29	05/13/2010	06/14/2010	Unfiltered		0.21 Jq	<0.36	<0.23			0.66	<0.36	<0.15	<0.17
IW-04	41.54	2093.55	12/15/2010	1/17/2011	Unfiltered		0.25 Jq	<0.36	<0.23			0.67	<0.36	<0.15	<0.46
IW-05	47.98	2086.09	10/29/92	10/01/1992	Unfiltered										
IW-05	47.98	2086.09	10/29/92	10/12/1992	Unfiltered										
IW-05	NA	NA	NA	03/16/1993	Unfiltered										
IW-05	42.30	2094.64	12/15/2010	1/19/2011	Unfiltered		<0.14	<0.36	<0.23			<0.35	<0.36	<0.15	0.47 Jq
ML-1				11/11/2008	Unfiltered		<0.25	<0.25	<0.25			<0.25	<0.25	<0.25	<0.25
MW-01	NA	NA	NA	03/09/1993	Unfiltered										
MW-01	72.66	2101.64	05/20/02	05/30/2002	Unfiltered	<0.25	<0.18	<0.48	<0.16	<0.14	<0.22	<0.36	<0.19	<0.25	1 Jq
MW-01	76.18	2100.80	07/10/03	07/30/2003	Unfiltered	<0.46	<0.58	<0.57	<0.38	<1.3	<0.33	<0.91	<0.86	<0.80	<0.90
MW-01	79.87	2097.11	06/17/04	07/14/2004	Unfiltered	<0.46	<0.58	<0.57	<0.38	<1.3	<0.33	<0.91	<0.86	<0.80	<0.90
MW-01	47.84	2129.14	06/01/05	07/05/2005	Unfiltered	<0.17	<0.26	<1.0	<0.36	<0.24	<0.30	<0.52	<1.8	<0.42	<0.22
MW-01	60.55	2116.43	05/31/06	06/30/2006	Unfiltered	<0.17	<0.26	<1.0	<0.36	<0.24	<0.30	<0.52	<1.8	<0.42	0.62 BJkq
MW-01	67.17	2109.81	05/14/08	06/11/2008	Unfiltered		<1	<1	<1			<1	<1	<1	<1
MW-01	73.65	2103.329	05/13/2010	06/10/2010	Unfiltered		<0.14	<0.36	<0.23			<0.35	<0.36	<0.15	0.83
MW-02	NA	NA	NA	03/25/1993	Unfiltered										
MW-02	37.18	2130.28	04/21/98	05/01/1998	Unfiltered				<0.5			<0.5	<0.5	<0.5	4.8
MW-02	37.60	2129.86	10/13/98	10/21/1998	Unfiltered				<0.5			<0.5	<0.5	<0.5	<0.5

Consolidation Data Summary Table - Groundwater
Beaumont Site 1

	Water Level Data					Volatile Organics									
Sample Location	Depth to Water (feet below ground surface)	Groundwater Elevation (feet above mean sea level)	Elevation Date	Sample Date	Filter Status	Dibromochloromethane -ug/L	1,2-Dibromo-3-Chloropropane -ug/L	Dibromomethane -ug/L	1,1-Dichloroethane -ug/L	1,2-Dichloroethane -ug/L	1,2-Dichlorobenzene -ug/L	1,3-Dichlorobenzene -ug/L	1,4-Dichlorobenzene -ug/L	1,1-Dichloroethene -ug/L	cis-1,2-Dichloroethene -ug/L
IW-04	45.80	2086.69	10/29/92	10/29/1992	Unfiltered					<10				83	
IW-04	NA	NA	NA	03/11/1993	Unfiltered									43.81	
IW-04	39.59	2095.50	07/11/03	07/25/2003	Unfiltered	<0.29	<2.6	<0.46	<0.40	<0.35	<0.29	<0.27	<0.28	<0.32	<0.56
IW-04	42.21	2092.88	06/17/04	06/30/2004	Unfiltered	<0.29	<2.6	<0.46	<0.40	<0.35	<0.29	<0.27	<0.28	7.2	<0.56
IW-04	35.84	2099.25	06/01/05	06/30/2005	Unfiltered	<0.45	<2.5	<0.42	<0.53	<0.22	<0.24	<0.38	<0.30	6.0	1.4
IW-04	33.17	2101.92	05/30/06	07/06/2006	Unfiltered	<0.45	<2.5	<0.42	<0.53	<0.22	<0.24	<0.38	<0.30	10	4.0
IW-04	35.37	2099.72	05/30/07	06/18/2007	Unfiltered	<0.2			<0.2	<0.2				8.7	3.1
IW-04	37.17	2097.92	05/13/08	06/06/2008	Unfiltered	<1			<1	<1				15	<1
IW-04	38.81	2096.28	05/07/09	06/09/2009	Unfiltered	<0.48	<3.1	<0.59	0.68 Jq	<0.31	<0.27	<0.28	<0.21	19	0.87 Jq
IW-04	39.79	2095.30	11/09/2009	11/19/2009	Unfiltered	<0.37			<0.098	0.21 Jq	<0.20	<0.15	<0.072	19	2.9
IW-04	40.8	2094.29	05/13/2010	06/14/2010	Unfiltered	<0.37			0.27 Jq	0.24 Jq	<0.20	<0.15	<0.072	23	2.1
IW-04	41.54	2093.55	12/15/2010	1/17/2011	Unfiltered	<0.37			0.33 Jq	0.33 Jq	<0.20	<0.15	<0.072	25	1.8
IW-05	47.98	2086.09	10/29/92	10/01/1992	Unfiltered					<1.6				<3	
IW-05	47.98	2086.09	10/29/92	10/12/1992	Unfiltered					<50				370	
IW-05	NA	NA	NA	03/16/1993	Unfiltered									101	
IW-05	42.30	2094.64	12/15/2010	1/19/2011	Unfiltered	<0.37			1.1	0.42 Jq	<0.20	<0.15	<0.072	28	0.65
ML-1				11/11/2008	Unfiltered	<0.25			<0.25	<0.25				<0.25	<0.25
MW-01	NA	NA	NA	03/09/1993	Unfiltered					74.5				592	
MW-01	72.66	2101.64	05/20/02	05/30/2002	Unfiltered	<0.21	<0.59	<0.20	13	12	<0.099	<0.30	<0.12	228	2 Jq
MW-01	76.18	2100.80	07/10/03	07/30/2003	Unfiltered	<0.57	<5.2	<0.92	11	9.7	<0.58	<0.54	<0.56	200	<1.1
MW-01	79.87	2097.11	06/17/04	07/14/2004	Unfiltered	<0.57	<5.2	<0.92	11	10	<0.58	<0.54	<0.56	190	<1.1
MW-01	47.84	2129.14	06/01/05	07/05/2005	Unfiltered	<0.45	<2.5	<0.42	5.9	6.2	<0.24	<0.38	<0.30	110	<0.35
MW-01	60.55	2116.43	05/31/06	06/30/2006	Unfiltered	<0.45	<2.5	<0.42	5.5	7.8	<0.24	<0.38	<0.30	94 Jc	0.69 Jq
MW-01	67.17	2109.81	05/14/08	06/11/2008	Unfiltered	<1			7.6	8.4				130	<1
MW-01	73.65	2103.329	05/13/2010	06/10/2010	Unfiltered	<0.37			7.6	8.4	<0.20	<0.15	<0.072	86	0.94
MW-02	NA	NA	NA	03/25/1993	Unfiltered					<1.6				<3	
MW-02	37.18	2130.28	04/21/98	05/01/1998	Unfiltered	<0.5			8.4	6.8	<0.5	<0.5	<0.5	152	
MW-02	37.60	2129.86	10/13/98	10/21/1998	Unfiltered	<0.5			2.5	<0.5	<0.5	<0.5	<0.5	58.4	

Consolidation Data Summary Table - Groundwater
Beaumont Site 1

	Water Level Data					Volatile Organics										
Sample Location	Depth to Water (feet below ground surface)	Groundwater Elevation (feet above mean sea level)	Elevation Date	Sample Date	Filter Status	trans-1,2-Dichloroethene -ug/L	1,1-Dichloropropene -ug/L	cis-1,3-Dichloropropene -ug/L	trans-1,3-Dichloropropene -ug/L	1,2-Dichloropropane -ug/L	1,3-Dichloropropane -ug/L	2,2-Dichloropropane -ug/L	1,2-Dibromoethane -ug/L	Dichlorodifluoromethane -ug/L	Ethylbenzene -ug/L	Ethene -ug/L
IW-04	45.80	2086.69	10/29/92	10/29/1992	Unfiltered											
IW-04	NA	NA	NA	03/11/1993	Unfiltered											
IW-04	39.59	2095.50	07/11/03	07/25/2003	Unfiltered	<0.60	<0.55	<0.44	<0.30	<0.40	<0.35	<0.39	<0.51	<0.47	<0.19	
IW-04	42.21	2092.88	06/17/04	06/30/2004	Unfiltered	<0.60	<0.55	<0.44	<0.30	<0.40	<0.35	<0.39	<0.51	<0.47	<0.19	
IW-04	35.84	2099.25	06/01/05	06/30/2005	Unfiltered	<0.29	<0.21	<0.45	<0.31	<0.28	<0.30	<0.40	<0.81	<0.27	<0.17	
IW-04	33.17	2101.92	05/30/06	07/06/2006	Unfiltered	<0.29	<0.21	<0.45	<0.31	<0.28	<0.30	<0.40	<0.81	<0.27	<0.17	
IW-04	35.37	2099.72	05/30/07	06/18/2007	Unfiltered	<0.2		<0.2	<0.2	<0.2					<0.2	
IW-04	37.17	2097.92	05/13/08	06/06/2008	Unfiltered	<1		<1	<1	<1					<1	
IW-04	38.81	2096.28	05/07/09	06/09/2009	Unfiltered	<0.40	<0.26	<0.28	<0.36	<0.38	<0.38	<0.46	<0.47	<0.49	<0.22	
IW-04	39.79	2095.30	11/09/2009	11/19/2009	Unfiltered	0.37 Jq		<0.30	<0.24	<0.19					<0.26	
IW-04	40.8	2094.29	05/13/2010	06/14/2010	Unfiltered	0.43 Jq		<0.30	<0.24	<0.19					<0.26	2.1
IW-04	41.54	2093.55	12/15/2010	1/17/2011	Unfiltered	0.40 Jq		<0.30	<0.24	<0.19					<0.26	2.70
IW-05	47.98	2086.09	10/29/92	10/01/1992	Unfiltered											
IW-05	47.98	2086.09	10/29/92	10/12/1992	Unfiltered											
IW-05	NA	NA	NA	03/16/1993	Unfiltered											
IW-05	42.30	2094.64	12/15/2010	1/19/2011	Unfiltered	<0.10		<0.30	<0.24	<0.19					<0.26	0.42
ML-1				11/11/2008	Unfiltered	<0.25		<0.25	<0.25	<0.25					<0.25	
MW-01	NA	NA	NA	03/09/1993	Unfiltered											
MW-01	72.66	2101.64	05/20/02	05/30/2002	Unfiltered	<0.37	<0.16	<0.19	<0.25	<0.16	<0.30	<0.28	<0.18	<0.28	<0.12	
MW-01	76.18	2100.80	07/10/03	07/30/2003	Unfiltered	<1.2	<1.1	<0.89	<0.59	<0.81	<0.71	<0.78	<1.0	<0.94	<0.39	
MW-01	79.87	2097.11	06/17/04	07/14/2004	Unfiltered	<1.2	<1.1	<0.89	<0.59	<0.81	<0.71	<0.78	<1.0	<0.94	<0.39	
MW-01	47.84	2129.14	06/01/05	07/05/2005	Unfiltered	<0.29	<0.21	<0.45	<0.31	<0.28	<0.30	<0.40	<0.81	<0.27	<0.17	
MW-01	60.55	2116.43	05/31/06	06/30/2006	Unfiltered	<0.29	<0.21	<0.45	<0.31	<0.28	<0.30	<0.40	<0.81	<0.27	<0.17	
MW-01	67.17	2109.81	05/14/08	06/11/2008	Unfiltered	<1		<1	<1	<1					<1	
MW-01	73.65	2103.329	05/13/2010	06/10/2010	Unfiltered	<0.10		<0.30	<0.24	<0.19					<0.26	0.05 Jq
MW-02	NA	NA	NA	03/25/1993	Unfiltered											
MW-02	37.18	2130.28	04/21/98	05/01/1998	Unfiltered	<0.5		<0.5	<0.5	<0.5				<0.5		
MW-02	37.60	2129.86	10/13/98	10/21/1998	Unfiltered	<0.5		<0.5	<0.5	<0.5				<0.5		

Consolidation Data Summary Table - Groundwater
Beaumont Site 1

	Water Level Data					Volatile Organics										
Sample Location	Depth to Water (feet below ground surface)	Groundwater Elevation (feet above mean sea level)	Elevation Date	Sample Date	Filter Status	Ethane -ug/L	Hexachlorobutadiene -ug/L	2-Hexanone -ug/L	p-Isopropyltoluene -ug/L	Isopropylbenzene -ug/L	Methane -ug/L	4-Methyl-2-Pentanone -ug/L	Methyl tert-butyl ether (MTBE) -ug/L	Methylene Chloride -ug/L	Naphthalene -ug/L	n-Propylbenzene -ug/L
IW-04	45.80	2086.69	10/29/92	10/29/1992	Unfiltered											
IW-04	NA	NA	NA	03/11/1993	Unfiltered											
IW-04	39.59	2095.50	07/11/03	07/25/2003	Unfiltered			<2.5	<0.17	<0.17		<2.6	<0.28	<1.7	<0.56	<0.24
IW-04	42.21	2092.88	06/17/04	06/30/2004	Unfiltered			<2.5	<0.17	<0.17		<2.6	<0.28	<1.7	<0.56	<0.24
IW-04	35.84	2099.25	06/01/05	06/30/2005	Unfiltered			<1.9	<0.21	<0.24		<2.4	<0.29	<2.6	<0.95	<0.30
IW-04	33.17	2101.92	05/30/06	07/06/2006	Unfiltered			<1.9	<0.21	<0.24		<2.4	<0.29	2.8 BJkq	<0.95	<0.30
IW-04	35.37	2099.72	05/30/07	06/18/2007	Unfiltered			<5				<5	<0.2	<0.5		
IW-04	37.17	2097.92	05/13/08	06/06/2008	Unfiltered			<5				<5	<1	1.4 BJakq		
IW-04	38.81	2096.28	05/07/09	06/09/2009	Unfiltered			<6.9	<0.26	<0.23		<4.4	<0.30	<2.6	<2.5	<0.79
IW-04	39.79	2095.30	11/09/2009	11/19/2009	Unfiltered			<1.2				<0.95	<0.29	0.26 Jq		
IW-04	40.8	2094.29	05/13/2010	06/14/2010	Unfiltered	9.8		<1.2			7200	<0.95	<0.29	0.36 BJkq		
IW-04	41.54	2093.55	12/15/2010	1/17/2011	Unfiltered	14.00		<1.2			4200.00	<0.95	<0.43	0.40 BJkq		
IW-05	47.98	2086.09	10/29/92	10/01/1992	Unfiltered											
IW-05	47.98	2086.09	10/29/92	10/12/1992	Unfiltered											
IW-05	NA	NA	NA	03/16/1993	Unfiltered											
IW-05	42.30	2094.64	12/15/2010	1/19/2011	Unfiltered	2.40		<1.2			8.50	<0.95	<0.43	0.22 BJkq		
ML-1				11/11/2008	Unfiltered			<2.5				<2.5	<1	0.29 Jq		
MW-01	NA	NA	NA	03/09/1993	Unfiltered											
MW-01	72.66	2101.64	05/20/02	05/30/2002	Unfiltered		<0.26		<0.23	<0.19		<0.15	<0.30	<1.1	<0.090	<0.28
MW-01	76.18	2100.80	07/10/03	07/30/2003	Unfiltered			<5.0	<0.34	<0.35		<5.2	<0.56	<3.3	<1.1	<0.48
MW-01	79.87	2097.11	06/17/04	07/14/2004	Unfiltered			<5.0	<0.34	<0.35		<5.2	<0.56	<3.3	<1.1	<0.48
MW-01	47.84	2129.14	06/01/05	07/05/2005	Unfiltered			<1.9	<0.21	<0.24		<2.4	<0.29	<2.6	<0.95	<0.30
MW-01	60.55	2116.43	05/31/06	06/30/2006	Unfiltered			<1.9	<0.21	<0.24		<2.4	<0.29	<2.6	<0.95	<0.30
MW-01	67.17	2109.81	05/14/08	06/11/2008	Unfiltered			<5				<5	<1	<5		
MW-01	73.65	2103.329	05/13/2010	06/10/2010	Unfiltered	<0.01		<1.2			0.08 Jq	<0.95	<0.29	<0.15		
MW-02	NA	NA	NA	03/25/1993	Unfiltered											
MW-02	37.18	2130.28	04/21/98	05/01/1998	Unfiltered									<0.5		
MW-02	37.60	2129.86	10/13/98	10/21/1998	Unfiltered									<0.5		

Consolidation Data Summary Table - Groundwater
Beaumont Site 1

	Water Level Data					Volatile Organics										
Sample Location	Depth to Water (feet below ground surface)	Groundwater Elevation (feet above mean sea level)	Elevation Date	Sample Date	Filter Status	Styrene -ug/L	Toluene -ug/L	1,1,1,2-Tetrachloroethane -ug/L	1,1,1-Trichloroethane -ug/L	1,1,2-Trichloroethane -ug/L	1,2,3-Trichlorobenzene -ug/L	1,2,4-Trichlorobenzene -ug/L	Trichloroethene -ug/L	1,2,3-Trichloropropane -ug/L	Trichlorofluoromethane -ug/L	1,1,2-Trichloro-1,2,2-Trifluoroethane -ug/L
IW-04	45.80	2086.69	10/29/92	10/29/1992	Unfiltered				<30				4.9			
IW-04	NA	NA	NA	03/11/1993	Unfiltered											
IW-04	39.59	2095.50	07/11/03	07/25/2003	Unfiltered	<0.14	<0.35	<0.45	<0.46	<0.42	<0.40	<0.28	1.4	<2.0	<0.27	
IW-04	42.21	2092.88	06/17/04	06/30/2004	Unfiltered	<0.14	<0.35	<0.45	<0.46	<0.42	<0.40	<0.28	8.9	<0.81	<0.27	<0.70
IW-04	35.84	2099.25	06/01/05	06/30/2005	Unfiltered	<0.29	<0.35	<0.37	<0.32	<0.54	<0.39	<0.35	7.6	<2.3	<0.36	<0.54
IW-04	33.17	2101.92	05/30/06	07/06/2006	Unfiltered	<0.29	<0.35	<0.37	<0.32	<0.54	<0.39	<0.35	5.9 Bk	<2.3	<0.36	<0.54
IW-04	35.37	2099.72	05/30/07	06/18/2007	Unfiltered	<0.2	<0.2		<0.2	<0.2			5.9			
IW-04	37.17	2097.92	05/13/08	06/06/2008	Unfiltered	<1	<1		<1	<1			20			
IW-04	38.81	2096.28	05/07/09	06/09/2009	Unfiltered	<0.30	<0.33	<0.35	<0.45	<0.54	<0.31	<0.49	15	<1.3	<0.31	<0.64
IW-04	39.79	2095.30	11/09/2009	11/19/2009	Unfiltered	<0.22	0.23 Jq		<0.12	<0.31			16	<0.29	<0.16	
IW-04	40.8	2094.29	05/13/2010	06/14/2010	Unfiltered	<0.22	0.27 Jq		<0.12	<0.31			19	<0.29	<0.16	
IW-04	41.54	2093.55	12/15/2010	1/17/2011	Unfiltered	<0.22	0.32 Jq		<0.12	<0.31			18	<0.29	<0.16	
IW-05	47.98	2086.09	10/29/92	10/01/1992	Unfiltered				<1				<2			
IW-05	47.98	2086.09	10/29/92	10/12/1992	Unfiltered				<150				50			
IW-05	NA	NA	NA	03/16/1993	Unfiltered								17.8			
IW-05	42.30	2094.64	12/15/2010	1/19/2011	Unfiltered	<0.22	<0.22		<0.12	<0.31			42	<0.29	<0.16	
ML-1				11/11/2008	Unfiltered	<0.25	<0.25		<0.25	<0.25			<0.25			
MW-01	NA	NA	NA	03/09/1993	Unfiltered				87				101			
MW-01	72.66	2101.64	05/20/02	05/30/2002	Unfiltered	<0.12	<0.16	<0.27	20	2 Jq	<0.30	<0.37	332	<0.46	<0.22	
MW-01	76.18	2100.80	07/10/03	07/30/2003	Unfiltered	<0.29	<0.70	<0.89	11	<0.84	<0.79	<0.57	300	<3.9	<0.55	
MW-01	79.87	2097.11	06/17/04	07/14/2004	Unfiltered	<0.29	<0.70	<0.89	9.4	<0.84	<0.79	<0.57	250 Jc	<4.1	<0.55	<1.4
MW-01	47.84	2129.14	06/01/05	07/05/2005	Unfiltered	<0.29	<0.35	<0.37	4.6	1.3	<0.39	<0.35	170	<2.3	<0.36	<0.54
MW-01	60.55	2116.43	05/31/06	06/30/2006	Unfiltered	<0.29	<0.35	<0.37	3.0	1.0	<0.39	<0.35	87	<2.3	<0.36	<0.54
MW-01	67.17	2109.81	05/14/08	06/11/2008	Unfiltered	<1	<1		2.8 Jq	1.3 Jq			220			
MW-01	73.65	2103.329	05/13/2010	06/10/2010	Unfiltered	<0.22	<0.22		2.7	1.4			150	<0.29	<0.16	
MW-02	NA	NA	NA	03/25/1993	Unfiltered				<1				<2			
MW-02	37.18	2130.28	04/21/98	05/01/1998	Unfiltered				13	<0.5			151		<0.5	
MW-02	37.60	2129.86	10/13/98	10/21/1998	Unfiltered				3.9	<0.5			63.3		<0.5	

Consolidation Data Summary Table - Groundwater
Beaumont Site 1

	Water Level Data					Volatile Organics							
Sample Location	Depth to Water (feet below ground surface)	Groundwater Elevation (feet above mean sea level)	Elevation Date	Sample Date	Filter Status	1,2,4-Trimethylbenzene -ug/L	1,3,5-Trimethylbenzene -ug/L	1,1,2,2-Tetrachloroethane -ug/L	Tetrachloroethene (PCE) -ug/L	Vinyl Acetate -ug/L	Vinyl Chloride -ug/L	m,p-Xylenes -ug/L	o-Xylene -ug/L
IW-04	45.80	2086.69	10/29/92	10/29/1992	Unfiltered				<10				
IW-04	NA	NA	NA	03/11/1993	Unfiltered								
IW-04	39.59	2095.50	07/11/03	07/25/2003	Unfiltered	<0.22	<0.11	<0.19	<0.20	<3.6	<0.35	<0.17	<0.16
IW-04	42.21	2092.88	06/17/04	06/30/2004	Unfiltered	<0.22	<0.11	<0.19	<0.20	<3.6	<0.35	<0.17	<0.16
IW-04	35.84	2099.25	06/01/05	06/30/2005	Unfiltered	<0.26	<0.19	<0.37	<0.29	<3.2	0.62	<0.38	<0.21
IW-04	33.17	2101.92	05/30/06	07/06/2006	Unfiltered	<0.26	<0.19	<0.37	<0.29	<3.2	2.2	<0.38	<0.21
IW-04	35.37	2099.72	05/30/07	06/18/2007	Unfiltered			<0.2	<0.2		2.3	<0.5	<0.2
IW-04	37.17	2097.92	05/13/08	06/06/2008	Unfiltered			<1	<1		<1	<2	<1
IW-04	38.81	2096.28	05/07/09	06/09/2009	Unfiltered	<0.24	<0.23	<0.44	<0.51	<7.1	0.62	<0.45	<0.24
IW-04	39.79	2095.30	11/09/2009	11/19/2009	Unfiltered			<0.29	<0.17	<0.48	1.1	<0.36	<0.41
IW-04	40.8	2094.29	05/13/2010	06/14/2010	Unfiltered			<0.29	<0.17	<0.48	0.81	<0.36	<0.41
IW-04	41.54	2093.55	12/15/2010	1/17/2011	Unfiltered			<0.29	<0.23	<0.48	0.83	<0.36	<0.41
IW-05	47.98	2086.09	10/29/92	10/01/1992	Unfiltered				<3				
IW-05	47.98	2086.09	10/29/92	10/12/1992	Unfiltered				<50				
IW-05	NA	NA	NA	03/16/1993	Unfiltered								
IW-05	42.30	2094.64	12/15/2010	1/19/2011	Unfiltered			<0.29	<0.23	<0.48	<0.13	<0.36	<0.41
ML-1				11/11/2008	Unfiltered			<0.25	<0.25		<0.25	<0.25	<0.25
MW-01	NA	NA	NA	03/09/1993	Unfiltered								
MW-01	72.66	2101.64	05/20/02	05/30/2002	Unfiltered	<0.20	<0.15	<0.22	1 Jq		<0.44	<0.31	<0.088
MW-01	76.18	2100.80	07/10/03	07/30/2003	Unfiltered	<0.45	<0.22	<0.39	<0.41	<7.2	<0.70	<0.34	<0.32
MW-01	79.87	2097.11	06/17/04	07/14/2004	Unfiltered	<0.45	<0.22	<0.39	<0.41	<7.2	<0.70	<0.34	<0.32
MW-01	47.84	2129.14	06/01/05	07/05/2005	Unfiltered	<0.26	<0.19	<0.37	<0.29	<3.2	<0.33	<0.38	<0.21
MW-01	60.55	2116.43	05/31/06	06/30/2006	Unfiltered	<0.26	<0.19	<0.37	<0.29	<3.2	<0.33 UJc	<0.38	<0.21
MW-01	67.17	2109.81	05/14/08	06/11/2008	Unfiltered			<1	<1		<1	<2	<1
MW-01	73.65	2103.329	05/13/2010	06/10/2010	Unfiltered			<0.29	0.71	<0.48	<0.13	<0.36	<0.41
MW-02	NA	NA	NA	03/25/1993	Unfiltered				<3				
MW-02	37.18	2130.28	04/21/98	05/01/1998	Unfiltered			<0.5	<0.5		<0.5		
MW-02	37.60	2129.86	10/13/98	10/21/1998	Unfiltered			<0.5	<0.5		<0.5		

Consolidation Data Summary Table - Groundwater
Beaumont Site 1

	Water Level Data					Volatile Organics										
Sample Location	Depth to Water (feet below ground surface)	Groundwater Elevation (feet above mean sea level)	Elevation Date	Sample Date	Filter Status	1,4-Dioxane -ug/L	N-Nitrosodimethylamine -ng/L	Acetone -ug/L	Bromodichloromethane -ug/L	2-Butanone -ug/L	Bromobenzene -ug/L	Bromochloromethane -ug/L	Bromomethane -ug/L	Bromoform -ug/L	n-Butylbenzene -ug/L	sec-Butylbenzene -ug/L
MW-02	43.02	2124.44	04/05/99	04/12/1999	Unfiltered				<0.5				<2	<2		
MW-02	48.27	2119.19	10/25/99	11/01/1999	Unfiltered				ND				ND	ND		
MW-02	56.25	2111.21	12/04/00	12/08/2000	Unfiltered				<10				<10	<10		
MW-02	61.80	2105.66	10/31/01	11/08/2001	Unfiltered				<5				<5	<5		
MW-02	65.05	2102.41	05/20/02	05/24/2002	Unfiltered											
MW-02	65.05	2102.41	05/20/02	05/29/2002	Unfiltered	120		<9.5	<0.26	<2.8	<0.15	<0.49	<0.46	<0.23	<0.29	<0.29
MW-02	72.73	2097.37	06/17/04	07/09/2004	Unfiltered	220		<3.6	<0.33	<1.7	<0.26	<0.37	<0.90	<0.87	<0.34	<0.11
MW-02	44.73	2125.37	06/01/05	07/05/2005	Unfiltered	8.2		<6.1	<0.27	<4.2	<0.47	<0.68	<2.9	<0.62	<0.29	<0.21
MW-02	52.95	2117.152	05/31/06	07/03/2006	Unfiltered	74	<0.48	<6.1	<0.27	<4.2	<0.47	<0.68	<2.9	<0.62	<0.29	<0.21
MW-02	59.46	2110.642	05/31/07	06/27/2007	Unfiltered	58		<5	<0.2	<5			<0.2	<0.3		
MW-02	60.68	2109.42	05/14/08	06/12/2008	Unfiltered	90		5.1 Jq	<1	<5			<1	<1		
MW-02	65.24	2104.86	05/07/09	06/18/2009	Unfiltered	160		<5.0	<0.11	<1.2			<0.48	<0.13		
MW-02	67.5	2102.602	05/13/2010	06/09/2010	Unfiltered	160		<5.0	<0.11	<1.2			<0.48	<0.13		
MW-03	NA	NA	NA	03/02/1993	Unfiltered											
MW-03	105.88	2060.56	06/16/95	06/22/1995	Unfiltered				<1				<5	<2		
MW-03	124.50	2041.94	05/20/02	05/22/2002	Unfiltered	<0.047 UJe		<9.5	<0.26	<2.8	<0.15	<0.49	<0.46	<0.23	<0.29	<0.29
MW-03	129.00	2040.36	07/11/03	07/31/2003	Unfiltered	<1.1		<3.6	<0.33	<1.7	<0.26	<0.37	<0.90	<0.87	<0.34	<0.11
MW-03	131.41	2037.95	06/17/04	07/15/2004	Unfiltered	<1.1		<3.6	<0.33	<1.7	<0.26	<0.37	<0.90	<0.87	<0.34	<0.11
MW-03	118.06	2051.30	06/01/06	06/22/2006	Unfiltered	<0.40		<6.1	<0.27	<4.2	<0.47	<0.68	<2.9	<0.62	<0.29	<0.21
MW-03	123.52	2045.84	05/14/08	06/13/2008	Unfiltered	<0.57		<5	<1	<5			<1	<1		
MW-03	126.98	2042.376	05/13/2010	06/09/2010	Unfiltered	<0.10		<5.0	<0.11	<1.2			<0.48	<0.13		
MW-04	NA	NA	NA	03/01/1993	Unfiltered											
MW-04	37.00	2120.39	12/16/94	12/16/1994	Unfiltered				<1				<5	<2		
MW-04	18.94	2138.45	06/16/95	06/20/1995	Unfiltered				<1				<5	<2		
MW-04	27.18	2130.21	12/05/95	12/15/1995	Unfiltered				<1				<5	<2		
MW-04	31.48	2125.91	04/19/96	04/26/1996	Unfiltered				<1				<1	<1		
MW-04	36.61	2120.78	10/21/96	10/28/1996	Unfiltered				<0.5				<0.5	<1		
MW-04	39.22	2118.17	04/14/97	04/22/1997	Unfiltered				<0.5				<0.5	<1		

Consolidation Data Summary Table - Groundwater
Beaumont Site 1

	Water Level Data					Volatile Organics									
Sample Location	Depth to Water (feet below ground surface)	Groundwater Elevation (feet above mean sea level)	Elevation Date	Sample Date	Filter Status	tert-Butylbenzene -ug/L	Benzene -ug/L	Carbon Disulfide -ug/L	Chlorobenzene -ug/L	2-Chlorotoluene -ug/L	4-Chlorotoluene -ug/L	Chloroethane -ug/L	Chloromethane -ug/L	Carbon Tetrachloride -ug/L	Chloroform -ug/L
MW-02	43.02	2124.44	04/05/99	04/12/1999	Unfiltered				<0.5			<2	<2	<0.5	1.2
MW-02	48.27	2119.19	10/25/99	11/01/1999	Unfiltered				ND			ND	ND	ND	2.2
MW-02	56.25	2111.21	12/04/00	12/08/2000	Unfiltered				<5			<10	<10	<5	<5
MW-02	61.80	2105.66	10/31/01	11/08/2001	Unfiltered				<2.5			<5	<5	<2.5	<5
MW-02	65.05	2102.41	05/20/02	05/24/2002	Unfiltered									<2	<4
MW-02	65.05	2102.41	05/20/02	05/29/2002	Unfiltered	<0.25	<0.18	<0.48	<0.16	<0.14	<0.22	<0.36	<0.19	<0.25	1 Jq
MW-02	72.73	2097.37	06/17/04	07/09/2004	Unfiltered	<0.23	<0.29	<0.28	<0.19	<0.67	<0.16	<0.46	<0.43	<0.40	2.4
MW-02	44.73	2125.37	06/01/05	07/05/2005	Unfiltered	<0.17	<0.26	<1.0	<0.36	<0.24	<0.30	<0.52	<1.8	<0.42	<0.22
MW-02	52.95	2117.152	05/31/06	07/03/2006	Unfiltered	<0.17	<0.26	<1.0	<0.36	<0.24	<0.30	<0.52	<1.8	<0.42	0.63 BJkq
MW-02	59.46	2110.642	05/31/07	06/27/2007	Unfiltered		<0.2	<0.2	<0.2			<0.2	<0.2	<0.2	1.1
MW-02	60.68	2109.42	05/14/08	06/12/2008	Unfiltered		<1	<1	<1			<1	<1	<1	1.1 Jq
MW-02	65.24	2104.86	05/07/09	06/18/2009	Unfiltered		<0.14 Jq	<0.36	<0.23			<0.35	<0.36	<0.15 Jq	1.5
MW-02	67.5	2102.602	05/13/2010	06/09/2010	Unfiltered		0.18 Jq	<0.36	<0.23			<0.35	<0.36	0.28 Jq	1.9
MW-03	NA	NA	NA	03/02/1993	Unfiltered										
MW-03	105.88	2060.56	06/16/95	06/22/1995	Unfiltered				<2			<2	<2	<0.5	<1
MW-03	124.50	2041.94	05/20/02	05/22/2002	Unfiltered	<0.25	<0.18	<0.48	<0.16	<0.14	<0.22	<0.36	<0.19	<0.25	<0.30
MW-03	129.00	2040.36	07/11/03	07/31/2003	Unfiltered	<0.23	<0.29	<0.28	<0.19	<0.67	<0.16	<0.46	<0.43	<0.40	<0.45
MW-03	131.41	2037.95	06/17/04	07/15/2004	Unfiltered	<0.23	<0.29	<0.28	<0.19	<0.67	<0.16	<0.46	<0.43	<0.40	<0.45
MW-03	118.06	2051.30	06/01/06	06/22/2006	Unfiltered	<0.17	<0.26	<1.0	<0.36	<0.24	<0.30	<0.52	<1.8	<0.42	<0.22
MW-03	123.52	2045.84	05/14/08	06/13/2008	Unfiltered		<1	<1	<1			<1	<1	<1	<1
MW-03	126.98	2042.376	05/13/2010	06/09/2010	Unfiltered		<0.14	<0.36	<0.23			<0.35	<0.36	<0.15	<0.17
MW-04	NA	NA	NA	03/01/1993	Unfiltered										
MW-04	37.00	2120.39	12/16/94	12/16/1994	Unfiltered				<2			<2	<2	1.2	2.8
MW-04	18.94	2138.45	06/16/95	06/20/1995	Unfiltered				<2			<2	<2	1.1	2
MW-04	27.18	2130.21	12/05/95	12/15/1995	Unfiltered				<2			<2	<2	0.78	1.8
MW-04	31.48	2125.91	04/19/96	04/26/1996	Unfiltered				<1			<1	<1	<1	<1.6
MW-04	36.61	2120.78	10/21/96	10/28/1996	Unfiltered				<0.5			<1	<1	<0.5	<0.5
MW-04	39.22	2118.17	04/14/97	04/22/1997	Unfiltered				<0.5			<1	<1	<0.5	1

Consolidation Data Summary Table - Groundwater
Beaumont Site 1

	Water Level Data					Volatile Organics									
Sample Location	Depth to Water (feet below ground surface)	Groundwater Elevation (feet above mean sea level)	Elevation Date	Sample Date	Filter Status	Dibromochloromethane -ug/L	1,2-Dibromo-3-Chloropropane -ug/L	Dibromomethane -ug/L	1,1-Dichloroethane -ug/L	1,2-Dichloroethane -ug/L	1,2-Dichlorobenzene -ug/L	1,3-Dichlorobenzene -ug/L	1,4-Dichlorobenzene -ug/L	1,1-Dichloroethene -ug/L	cis-1,2-Dichloroethene -ug/L
MW-02	43.02	2124.44	04/05/99	04/12/1999	Unfiltered	<0.5			2.9	2.6	<1	<1	<1	87	0.6
MW-02	48.27	2119.19	10/25/99	11/01/1999	Unfiltered	ND			4.9	5	ND	ND	ND	190	1.5
MW-02	56.25	2111.21	12/04/00	12/08/2000	Unfiltered	<10			6.1	<5	<5	<5	<5	460	<5
MW-02	61.80	2105.66	10/31/01	11/08/2001	Unfiltered	<5			3.8	4.8	<2.5	<2.5	<2.5	340	<2.5
MW-02	65.05	2102.41	05/20/02	05/24/2002	Unfiltered				4.4	5				340	<4
MW-02	65.05	2102.41	05/20/02	05/29/2002	Unfiltered	<0.21	<0.59	<0.20	3 Jq	4 Jq	<0.099	<0.30	<0.12	302	1 Jq
MW-02	72.73	2097.37	06/17/04	07/09/2004	Unfiltered	<0.29	<2.6	<0.46	7.3	6.6	<0.29	<0.27	<0.28	260	2.6
MW-02	44.73	2125.37	06/01/05	07/05/2005	Unfiltered	<0.45	<2.5	<0.42	1.9	2.3	<0.24	<0.38	<0.30	41	<0.35
MW-02	52.95	2117.152	05/31/06	07/03/2006	Unfiltered	<0.45	<2.5	<0.42	2.5 Jf	2.7	<0.24	<0.38	<0.30	70	0.68 Jq
MW-02	59.46	2110.642	05/31/07	06/27/2007	Unfiltered	<0.2			4.1	2.9				210	1.1
MW-02	60.68	2109.42	05/14/08	06/12/2008	Unfiltered	<1			3.8 Jq	2.7 Jq				150	<1
MW-02	65.24	2104.86	05/07/09	06/18/2009	Unfiltered	<0.37			4.8	3.1	<0.20	<0.15	<0.072	250	1.5
MW-02	67.5	2102.602	05/13/2010	06/09/2010	Unfiltered	<0.37			5.2	3.2	<0.20	<0.15	<0.072	290	1.6
MW-03	NA	NA	NA	03/02/1993	Unfiltered					<1.6				<3	
MW-03	105.88	2060.56	06/16/95	06/22/1995	Unfiltered	<1			<1	<0.5	<3	<2	<2	1.8	<1
MW-03	124.50	2041.94	05/20/02	05/22/2002	Unfiltered	<0.21	<0.59	<0.20	<0.28	<0.38	<0.099	<0.30	<0.12	<0.56	<0.30
MW-03	129.00	2040.36	07/11/03	07/31/2003	Unfiltered	<0.29	<2.6	<0.46	<0.40	<0.35	<0.29	<0.27	<0.28	<0.32	<0.56
MW-03	131.41	2037.95	06/17/04	07/15/2004	Unfiltered	<0.29	<2.6	<0.46	<0.40	<0.35	<0.29	<0.27	<0.28	2.4 Bk	<0.56
MW-03	118.06	2051.30	06/01/06	06/22/2006	Unfiltered	<0.45	<2.5	<0.42	<0.53	<0.22	<0.24	<0.38	<0.30	<0.31	<0.35
MW-03	123.52	2045.84	05/14/08	06/13/2008	Unfiltered	<1			<1	<1				<1	<1
MW-03	126.98	2042.376	05/13/2010	06/09/2010	Unfiltered	<0.37			<0.098	<0.21	<0.20	<0.15	<0.072	0.17 Jq	<0.18
MW-04	NA	NA	NA	03/01/1993	Unfiltered					<10				<130	
MW-04	37.00	2120.39	12/16/94	12/16/1994	Unfiltered	<1			3.5	3	<3	<2	<2	170 E	<1
MW-04	18.94	2138.45	06/16/95	06/20/1995	Unfiltered	<1			4.2	3.6	<3	<2	<2	160	<1
MW-04	27.18	2130.21	12/05/95	12/15/1995	Unfiltered	<1			3.5	2.7	<3	<2	<2	110	<1
MW-04	31.48	2125.91	04/19/96	04/26/1996	Unfiltered	<1			2.2	<1.3	<1	<1	<1	<160	<1
MW-04	36.61	2120.78	10/21/96	10/28/1996	Unfiltered	<0.5			<0.5	<0.5	<0.5	<0.5	<0.5	115	
MW-04	39.22	2118.17	04/14/97	04/22/1997	Unfiltered	<0.5			1	0.7	<0.5	<0.5	<0.5	86.2	

Consolidation Data Summary Table - Groundwater
Beaumont Site 1

	Water Level Data					Volatile Organics										
Sample Location	Depth to Water (feet below ground surface)	Groundwater Elevation (feet above mean sea level)	Elevation Date	Sample Date	Filter Status	trans-1,2-Dichloroethene -ug/L	1,1-Dichloropropene -ug/L	cis-1,3-Dichloropropene -ug/L	trans-1,3-Dichloropropene -ug/L	1,2-Dichloropropane -ug/L	1,3-Dichloropropane -ug/L	2,2-Dichloropropane -ug/L	1,2-Dibromoethane -ug/L	Dichlorodifluoromethane -ug/L	Ethylbenzene -ug/L	Ethene -ug/L
MW-02	43.02	2124.44	04/05/99	04/12/1999	Unfiltered	<0.5		<0.5	<0.5	<0.5				<2		
MW-02	48.27	2119.19	10/25/99	11/01/1999	Unfiltered	ND		ND	ND	ND				ND		
MW-02	56.25	2111.21	12/04/00	12/08/2000	Unfiltered	<5		<5	<5	<5				<10		
MW-02	61.80	2105.66	10/31/01	11/08/2001	Unfiltered	<2.5		<2.5	<2.5	<2.5				<5		
MW-02	65.05	2102.41	05/20/02	05/24/2002	Unfiltered	<4										
MW-02	65.05	2102.41	05/20/02	05/29/2002	Unfiltered	<0.37	<0.16	<0.19	<0.25	<0.16	<0.30	<0.28	<0.18	<0.28	<0.12	
MW-02	72.73	2097.37	06/17/04	07/09/2004	Unfiltered	<0.60	<0.55	<0.44	<0.30	<0.40	<0.35	<0.39	<0.51	<0.47	<0.19	
MW-02	44.73	2125.37	06/01/05	07/05/2005	Unfiltered	<0.29	<0.21	<0.45	<0.31	<0.28	<0.30	<0.40	<0.81	<0.27	<0.17	
MW-02	52.95	2117.152	05/31/06	07/03/2006	Unfiltered	<0.29	<0.21	<0.45	<0.31	<0.28	<0.30	<0.40	<0.81	<0.27	<0.17	
MW-02	59.46	2110.642	05/31/07	06/27/2007	Unfiltered	<0.2		<0.2	<0.2	<0.2					<0.2	
MW-02	60.68	2109.42	05/14/08	06/12/2008	Unfiltered	<1		<1	<1	<1					<1	
MW-02	65.24	2104.86	05/07/09	06/18/2009	Unfiltered	<0.10		<0.30	<0.24	<0.19					<0.26	
MW-02	67.5	2102.602	05/13/2010	06/09/2010	Unfiltered	0.15 Jq		<0.30	<0.24	<0.19					<0.26	<0.02
MW-03	NA	NA	NA	03/02/1993	Unfiltered											
MW-03	105.88	2060.56	06/16/95	06/22/1995	Unfiltered	<1		<0.5	<0.5	<1				<5		
MW-03	124.50	2041.94	05/20/02	05/22/2002	Unfiltered	<0.37	<0.16	<0.19	<0.25	<0.16	<0.30	<0.28	<0.18	<0.28	<0.12	
MW-03	129.00	2040.36	07/11/03	07/31/2003	Unfiltered	<0.60	<0.55	<0.44	<0.30	<0.40	<0.35	<0.39	<0.51	<0.47	<0.19	
MW-03	131.41	2037.95	06/17/04	07/15/2004	Unfiltered	<0.60	<0.55	<0.44	<0.30	<0.40	<0.35	<0.39	<0.51	<0.47	<0.19	
MW-03	118.06	2051.30	06/01/06	06/22/2006	Unfiltered	<0.29	<0.21	<0.45	<0.31	<0.28	<0.30	<0.40	<0.81	<0.27	<0.17	
MW-03	123.52	2045.84	05/14/08	06/13/2008	Unfiltered	<1		<1	<1	<1					<1	
MW-03	126.98	2042.376	05/13/2010	06/09/2010	Unfiltered	<0.10		<0.30	<0.24	<0.19					<0.26	<0.02
MW-04	NA	NA	NA	03/01/1993	Unfiltered											
MW-04	37.00	2120.39	12/16/94	12/16/1994	Unfiltered	<1		<0.5	<0.5	<1				<5		
MW-04	18.94	2138.45	06/16/95	06/20/1995	Unfiltered	<1		<0.5	<0.5	<1				<5		
MW-04	27.18	2130.21	12/05/95	12/15/1995	Unfiltered	<1		<0.5	<2	<1				<5		
MW-04	31.48	2125.91	04/19/96	04/26/1996	Unfiltered	<1		<1	<1	<1						
MW-04	36.61	2120.78	10/21/96	10/28/1996	Unfiltered	<0.5		<0.5	<0.5	<0.5				<0.5		
MW-04	39.22	2118.17	04/14/97	04/22/1997	Unfiltered	<0.5		<0.5	<0.5	<0.5				<0.5		

Consolidation Data Summary Table - Groundwater
Beaumont Site 1

	Water Level Data					Volatile Organics										
Sample Location	Depth to Water (feet below ground surface)	Groundwater Elevation (feet above mean sea level)	Elevation Date	Sample Date	Filter Status	Ethane -ug/L	Hexachlorobutadiene -ug/L	2-Hexanone -ug/L	p-Isopropyltoluene -ug/L	Isopropylbenzene -ug/L	Methane -ug/L	4-Methyl-2-Pentanone -ug/L	Methyl tert-butyl ether (MTBE) -ug/L	Methylene Chloride -ug/L	Naphthalene -ug/L	n-Propylbenzene -ug/L
MW-02	43.02	2124.44	04/05/99	04/12/1999	Unfiltered									<2		
MW-02	48.27	2119.19	10/25/99	11/01/1999	Unfiltered									ND		
MW-02	56.25	2111.21	12/04/00	12/08/2000	Unfiltered									<20		
MW-02	61.80	2105.66	10/31/01	11/08/2001	Unfiltered									<10		
MW-02	65.05	2102.41	05/20/02	05/24/2002	Unfiltered									<2		
MW-02	65.05	2102.41	05/20/02	05/29/2002	Unfiltered		<0.26		<0.23	<0.19		<0.15	<0.30	<1.1	<0.090	<0.28
MW-02	72.73	2097.37	06/17/04	07/09/2004	Unfiltered			<2.5	<0.17	<0.17		<2.6	<0.28	<1.7	<0.56	<0.24
MW-02	44.73	2125.37	06/01/05	07/05/2005	Unfiltered			<1.9	<0.21	<0.24		<2.4	<0.29	<2.6	<0.95	<0.30
MW-02	52.95	2117.152	05/31/06	07/03/2006	Unfiltered			<1.9	<0.21	<0.24		<2.4	<0.29	<2.6	<0.95	<0.30
MW-02	59.46	2110.642	05/31/07	06/27/2007	Unfiltered			<5				<5	<0.2	<0.5		
MW-02	60.68	2109.42	05/14/08	06/12/2008	Unfiltered			<5				<5	<1	<1		
MW-02	65.24	2104.86	05/07/09	06/18/2009	Unfiltered			<1.2				<0.95	<0.29	<0.15		
MW-02	67.5	2102.602	05/13/2010	06/09/2010	Unfiltered	<0.01		<1.2			0.06 Jq	<0.95	<0.29	<0.15		
MW-03	NA	NA	NA	03/02/1993	Unfiltered											
MW-03	105.88	2060.56	06/16/95	06/22/1995	Unfiltered									<2		
MW-03	124.50	2041.94	05/20/02	05/22/2002	Unfiltered		<0.26		<0.23	<0.19		<0.15	<0.30	1 BJakq	<0.090	<0.28
MW-03	129.00	2040.36	07/11/03	07/31/2003	Unfiltered			<2.5	<0.17	<0.17		<2.6	<0.28	<1.7	<0.56	<0.24
MW-03	131.41	2037.95	06/17/04	07/15/2004	Unfiltered			<2.5	<0.17	<0.17		<2.6	<0.28	<1.7	<0.56	<0.24
MW-03	118.06	2051.30	06/01/06	06/22/2006	Unfiltered			<1.9	<0.21	<0.24		<2.4	<0.29	<2.6	<0.95	<0.30
MW-03	123.52	2045.84	05/14/08	06/13/2008	Unfiltered			<5				<5	<1	<1		
MW-03	126.98	2042.376	05/13/2010	06/09/2010	Unfiltered	<0.01		<1.2			0.49	<0.95	<0.29	<0.15		
MW-04	NA	NA	NA	03/01/1993	Unfiltered											
MW-04	37.00	2120.39	12/16/94	12/16/1994	Unfiltered									<2		
MW-04	18.94	2138.45	06/16/95	06/20/1995	Unfiltered									<2		
MW-04	27.18	2130.21	12/05/95	12/15/1995	Unfiltered									<2		
MW-04	31.48	2125.91	04/19/96	04/26/1996	Unfiltered									<4		
MW-04	36.61	2120.78	10/21/96	10/28/1996	Unfiltered									<2		
MW-04	39.22	2118.17	04/14/97	04/22/1997	Unfiltered									<2		

Consolidation Data Summary Table - Groundwater
Beaumont Site 1

	Water Level Data					Volatile Organics										
Sample Location	Depth to Water (feet below ground surface)	Groundwater Elevation (feet above mean sea level)	Elevation Date	Sample Date	Filter Status	Styrene -ug/L	Toluene -ug/L	1,1,1,2-Tetrachloroethane -ug/L	1,1,1-Trichloroethane -ug/L	1,1,2-Trichloroethane -ug/L	1,2,3-Trichlorobenzene -ug/L	1,2,4-Trichlorobenzene -ug/L	Trichloroethene -ug/L	1,2,3-Trichloropropane -ug/L	Trichlorofluoromethane -ug/L	1,1,2-Trichloro-1,2,2-Trifluoroethane -ug/L
MW-02	43.02	2124.44	04/05/99	04/12/1999	Unfiltered				7	0.8			73		<2	
MW-02	48.27	2119.19	10/25/99	11/01/1999	Unfiltered				9	1.8			150		ND	
MW-02	56.25	2111.21	12/04/00	12/08/2000	Unfiltered				12	<5			230		<10	<20
MW-02	61.80	2105.66	10/31/01	11/08/2001	Unfiltered				6.4	<2.5			210		<5	<10
MW-02	65.05	2102.41	05/20/02	05/24/2002	Unfiltered		<3.2		7.4	<4			220			
MW-02	65.05	2102.41	05/20/02	05/29/2002	Unfiltered	<0.12	<0.16	<0.27	5	1 Jq	<0.30	<0.37	167	<0.46	<0.22	
MW-02	72.73	2097.37	06/17/04	07/09/2004	Unfiltered	<0.14	<0.35	<0.45	4.7	3.4	<0.40	<0.28	190	<0.81	<0.27	<0.70
MW-02	44.73	2125.37	06/01/05	07/05/2005	Unfiltered	<0.29	<0.35	<0.37	1.1	<0.54	<0.39	<0.35	62	<2.3	<0.36	<0.54
MW-02	52.95	2117.152	05/31/06	07/03/2006	Unfiltered	<0.29	<0.35	<0.37	1.3	<0.54	<0.39	<0.35	51	<2.3	<0.36	<0.54
MW-02	59.46	2110.642	05/31/07	06/27/2007	Unfiltered	<0.2	<0.2		1.2	1.4			150			
MW-02	60.68	2109.42	05/14/08	06/12/2008	Unfiltered	<1	<1		<1	1.3 Jq			120			
MW-02	65.24	2104.86	05/07/09	06/18/2009	Unfiltered	<0.22	<0.22		1.2	1.8			170		<0.16	
MW-02	67.5	2102.602	05/13/2010	06/09/2010	Unfiltered	<0.22	<0.22		1.1	1.9			170	<0.29	<0.16	
MW-03	NA	NA	NA	03/02/1993	Unfiltered				<1				<2			
MW-03	105.88	2060.56	06/16/95	06/22/1995	Unfiltered				<1	<0.5			1.8		<5	
MW-03	124.50	2041.94	05/20/02	05/22/2002	Unfiltered	<0.12	<0.16	<0.27	<0.33	<0.34	<0.30	<0.37	0.3 Jq	<0.46	<0.22	
MW-03	129.00	2040.36	07/11/03	07/31/2003	Unfiltered	<0.14	<0.35	<0.45	<0.46	<0.42	<0.40	<0.28	<0.48	<2.0	<0.27	
MW-03	131.41	2037.95	06/17/04	07/15/2004	Unfiltered	<0.14	<0.35	<0.45	<0.46	<0.42	<0.40	<0.28	3.0 Bk	<0.81	<0.27	<0.70
MW-03	118.06	2051.30	06/01/06	06/22/2006	Unfiltered	<0.29	<0.35	<0.37	<0.32	<0.54	<0.39	<0.35	<0.30	<2.3	<0.36	<0.54
MW-03	123.52	2045.84	05/14/08	06/13/2008	Unfiltered	<1	<1		<1	<1			<1			
MW-03	126.98	2042.376	05/13/2010	06/09/2010	Unfiltered	<0.22	<0.22		<0.12	<0.31			0.39 Jq	<0.29	<0.16	
MW-04	NA	NA	NA	03/01/1993	Unfiltered				<30				61.7			
MW-04	37.00	2120.39	12/16/94	12/16/1994	Unfiltered				23	<0.5			210		<5	
MW-04	18.94	2138.45	06/16/95	06/20/1995	Unfiltered				<18	0.68			160		<5	
MW-04	27.18	2130.21	12/05/95	12/15/1995	Unfiltered				15	<0.5			130		<5	
MW-04	31.48	2125.91	04/19/96	04/26/1996	Unfiltered				9.9	<1			<130		<1	<1
MW-04	36.61	2120.78	10/21/96	10/28/1996	Unfiltered				10.3	<0.5			147		<0.5	
MW-04	39.22	2118.17	04/14/97	04/22/1997	Unfiltered				3.5	<0.5			135		<0.5	

Consolidation Data Summary Table - Groundwater
Beaumont Site 1

	Water Level Data						Volatile Organics						
Sample Location	Depth to Water (feet below ground surface)	Groundwater Elevation (feet above mean sea level)	Elevation Date	Sample Date	Filter Status	1,2,4-Trimethylbenzene -ug/L	1,3,5-Trimethylbenzene -ug/L	1,1,2,2-Tetrachloroethane -ug/L	Tetrachloroethene (PCE) -ug/L	Vinyl Acetate -ug/L	Vinyl Chloride -ug/L	m,p-Xylenes -ug/L	o-Xylene -ug/L
MW-02	43.02	2124.44	04/05/99	04/12/1999	Unfiltered			<0.5	<0.5		<0.5		
MW-02	48.27	2119.19	10/25/99	11/01/1999	Unfiltered			ND	0.6		ND		
MW-02	56.25	2111.21	12/04/00	12/08/2000	Unfiltered			<5	<5		<5		
MW-02	61.80	2105.66	10/31/01	11/08/2001	Unfiltered			<2.5	<2.5		<2.5		
MW-02	65.05	2102.41	05/20/02	05/24/2002	Unfiltered	<4			<4		<4		<2
MW-02	65.05	2102.41	05/20/02	05/29/2002	Unfiltered	<0.20	<0.15	<0.22	<0.21		<0.44	<0.31	<0.088
MW-02	72.73	2097.37	06/17/04	07/09/2004	Unfiltered	<0.22	<0.11	<0.19	<0.20	<3.6	<0.35	<0.17	<0.16
MW-02	44.73	2125.37	06/01/05	07/05/2005	Unfiltered	<0.26	<0.19	<0.37	<0.29	<3.2	<0.33	<0.38	<0.21
MW-02	52.95	2117.152	05/31/06	07/03/2006	Unfiltered	<0.26	<0.19	<0.37	<0.29	<3.2	<0.33	<0.38	<0.21
MW-02	59.46	2110.642	05/31/07	06/27/2007	Unfiltered			<0.2	0.27 Jq		<0.2	<0.5	<0.2
MW-02	60.68	2109.42	05/14/08	06/12/2008	Unfiltered			<1	<1		<1	<2	<1
MW-02	65.24	2104.86	05/07/09	06/18/2009	Unfiltered			<0.29	<0.17 Jq	<0.48	<0.13	<0.36	<0.41
MW-02	67.5	2102.602	05/13/2010	06/09/2010	Unfiltered			<0.29	0.57	<0.48	<0.13	<0.36	<0.41
MW-03	NA	NA	NA	03/02/1993	Unfiltered				<3				
MW-03	105.88	2060.56	06/16/95	06/22/1995	Unfiltered			<1	<0.5		<0.5		
MW-03	124.50	2041.94	05/20/02	05/22/2002	Unfiltered	<0.20	<0.15	<0.22	0.5 Jq		<0.44	<0.31	<0.088
MW-03	129.00	2040.36	07/11/03	07/31/2003	Unfiltered	<0.22	<0.11	<0.19	<0.20	<3.6	<0.35	<0.17	<0.16
MW-03	131.41	2037.95	06/17/04	07/15/2004	Unfiltered	<0.22	<0.11	<0.19	<0.20	<3.6	<0.35	<0.17	<0.16
MW-03	118.06	2051.30	06/01/06	06/22/2006	Unfiltered	<0.26	<0.19	<0.37	<0.29	<3.2	<0.33	<0.38	<0.21
MW-03	123.52	2045.84	05/14/08	06/13/2008	Unfiltered			<1	<1		<1	<2	<1
MW-03	126.98	2042.376	05/13/2010	06/09/2010	Unfiltered			<0.29	<0.17	<0.48	<0.13	<0.36	<0.41
MW-04	NA	NA	NA	03/01/1993	Unfiltered				<10				
MW-04	37.00	2120.39	12/16/94	12/16/1994	Unfiltered			<1	<0.52		<0.5		
MW-04	18.94	2138.45	06/16/95	06/20/1995	Unfiltered			<1	<0.58		<0.5		
MW-04	27.18	2130.21	12/05/95	12/15/1995	Unfiltered			<1	<2		<1		
MW-04	31.48	2125.91	04/19/96	04/26/1996	Unfiltered			<1	<1		<1		
MW-04	36.61	2120.78	10/21/96	10/28/1996	Unfiltered			<0.5	<0.5		<0.5		
MW-04	39.22	2118.17	04/14/97	04/22/1997	Unfiltered			<0.5	<0.5		<0.5		

Consolidation Data Summary Table - Groundwater
Beaumont Site 1

	Water Level Data					Volatile Organics										
Sample Location	Depth to Water (feet below ground surface)	Groundwater Elevation (feet above mean sea level)	Elevation Date	Sample Date	Filter Status	1,4-Dioxane -ug/L	N-Nitrosodimethylamine -ng/L	Acetone -ug/L	Bromodichloromethane -ug/L	2-Butanone -ug/L	Bromobenzene -ug/L	Bromochloromethane -ug/L	Bromomethane -ug/L	Bromoform -ug/L	n-Butylbenzene -ug/L	sec-Butylbenzene -ug/L
MW-04	42.68	2114.71	10/20/97	10/27/1997	Unfiltered				<0.5				<0.5	<1		
MW-04	28.60	2128.79	04/21/98	04/30/1998	Unfiltered				<0.5				<0.5	<0.5		
MW-04	27.64	2129.75	10/13/98	10/21/1998	Unfiltered				<0.5				<0.5	<0.5		
MW-04	33.03	2124.36	04/08/99	04/12/1999	Unfiltered				<0.5				<2	<2		
MW-04	38.23	2119.16	10/25/99	11/01/1999	Unfiltered				ND				ND	ND		
MW-04	46.19	2111.20	12/04/00	12/08/2000	Unfiltered				<1				<1	<1		
MW-04	51.70	2105.69	10/31/01	11/08/2001	Unfiltered				<1				<1	<1		
MW-04	54.77	2102.63	05/20/02	05/22/2002	Unfiltered											
MW-04	54.96	2102.43	05/20/02	05/28/2002	Unfiltered	14										
MW-05	27.82	2090.89	10/29/92	10/15/1992	Unfiltered											
MW-05	NA	NA	NA	03/02/1993	Unfiltered											
MW-05	5.28	2113.43	04/11/94	04/15/1994	Unfiltered											
MW-05	9.50	2109.21	04/14/97	04/17/1997	Unfiltered				<0.5				<0.5	<1		
MW-05	11.98	2106.73	10/20/97	10/24/1997	Unfiltered				<0.5				<0.5	<1		
MW-05	7.40	2111.31	04/21/98	04/29/1998	Unfiltered				<0.5				<0.5	<0.5		
MW-05	5.70	2113.01	10/13/98	10/18/1998	Unfiltered				<0.5				<0.5	<0.5		
MW-05	6.05	2112.66	04/06/99	04/15/1999	Unfiltered				<0.5				<2	<2		
MW-05	9.13	2109.58	10/25/99	10/27/1999	Unfiltered				<0.5				<2	<2		
MW-05	11.43	2107.28	05/04/00	05/08/2000	Unfiltered				<2.5				<10	<10		
MW-05	14.32	2104.39	12/04/00	12/06/2000	Unfiltered				<5				<5	<5		
MW-05	17.82	2100.89	10/31/01	11/06/2001	Unfiltered				<2				<2	<2		
MW-05	19.91	2098.80	05/20/02	05/22/2002	Unfiltered											
MW-05	19.91	2098.80	05/20/02	05/29/2002	Unfiltered	26										
MW-05	23.49	2097.91	07/11/03	07/30/2003	Unfiltered	28		<3.6	<0.33	<1.7	<0.26	<0.37	<0.90	<0.87	<0.34	<0.11
MW-05	26.25	2095.15	06/17/04	07/02/2004	Unfiltered	35		<3.6	<0.33	<1.7	<0.26	<0.37	<0.90	<0.87	<0.34	<0.11
MW-05	14.80	2106.60	06/01/05	06/27/2005	Unfiltered	32		<6.1	<0.27	<4.2	<0.47	<0.68	<2.9	<0.62	<0.29	<0.21
MW-05	13.8	2107.60	05/30/06	06/12/2006	Unfiltered	38		6.2 Jq	<0.27	<4.2	<0.47	<0.68	<2.9	<0.62	<0.29	<0.21
MW-05	16.91	2104.489	05/30/07	06/21/2007	Unfiltered	23		<5	<0.2	<5			<0.2	<0.3		

Consolidation Data Summary Table - Groundwater
Beaumont Site 1

	Water Level Data					Volatile Organics									
Sample Location	Depth to Water (feet below ground surface)	Groundwater Elevation (feet above mean sea level)	Elevation Date	Sample Date	Filter Status	tert-Butylbenzene -ug/L	Benzene -ug/L	Carbon Disulfide -ug/L	Chlorobenzene -ug/L	2-Chlorotoluene -ug/L	4-Chlorotoluene -ug/L	Chloroethane -ug/L	Chloromethane -ug/L	Carbon Tetrachloride -ug/L	Chloroform -ug/L
MW-04	42.68	2114.71	10/20/97	10/27/1997	Unfiltered				<0.5			<1	<1	<0.5	0.98
MW-04	28.60	2128.79	04/21/98	04/30/1998	Unfiltered				<0.5			<0.5	<0.5	<0.5	4.4
MW-04	27.64	2129.75	10/13/98	10/21/1998	Unfiltered				<0.5			<0.5	<0.5	<0.5	2.7
MW-04	33.03	2124.36	04/08/99	04/12/1999	Unfiltered				<0.5			<2	<2	<0.5	1.3
MW-04	38.23	2119.16	10/25/99	11/01/1999	Unfiltered				ND			ND	ND	ND	2.2
MW-04	46.19	2111.20	12/04/00	12/08/2000	Unfiltered				<0.5			<1	<1	<0.5	0.8
MW-04	51.70	2105.69	10/31/01	11/08/2001	Unfiltered				<0.5			<1	<1	<0.5	<1
MW-04	54.77	2102.63	05/20/02	05/22/2002	Unfiltered									<0.5	<1
MW-04	54.96	2102.43	05/20/02	05/28/2002	Unfiltered										
MW-05	27.82	2090.89	10/29/92	10/15/1992	Unfiltered										
MW-05	NA	NA	NA	03/02/1993	Unfiltered										
MW-05	5.28	2113.43	04/11/94	04/15/1994	Unfiltered										
MW-05	9.50	2109.21	04/14/97	04/17/1997	Unfiltered				<0.5			<1	<1	1.3	2.1
MW-05	11.98	2106.73	10/20/97	10/24/1997	Unfiltered				<0.5			<1	<1	2.3	3.8
MW-05	7.40	2111.31	04/21/98	04/29/1998	Unfiltered				<0.5			<0.5	<0.5	5.2	6.7
MW-05	5.70	2113.01	10/13/98	10/18/1998	Unfiltered				<0.5			<0.5	<0.5	<0.5	6.5
MW-05	6.05	2112.66	04/06/99	04/15/1999	Unfiltered				<0.5			<2	<2	<0.5	4.2
MW-05	9.13	2109.58	10/25/99	10/27/1999	Unfiltered				<0.5			<2	<2	0.8	3
MW-05	11.43	2107.28	05/04/00	05/08/2000	Unfiltered				<2.5			<10	<10	<2.5	5.6
MW-05	14.32	2104.39	12/04/00	12/06/2000	Unfiltered				<2.5			<5	<5	<2.5	3.3
MW-05	17.82	2100.89	10/31/01	11/06/2001	Unfiltered				<1			<2	<2	<1	3
MW-05	19.91	2098.80	05/20/02	05/22/2002	Unfiltered									<0.5	4.4
MW-05	19.91	2098.80	05/20/02	05/29/2002	Unfiltered										
MW-05	23.49	2097.91	07/11/03	07/30/2003	Unfiltered	<0.23	<0.29	<0.28	<0.19	<0.67	<0.16	<0.46	<0.43	<0.40	4.2
MW-05	26.25	2095.15	06/17/04	07/02/2004	Unfiltered	<0.23	<0.29	<0.28	<0.19	<0.67	<0.16	<0.46	<0.43	<0.40	<0.45
MW-05	14.80	2106.60	06/01/05	06/27/2005	Unfiltered	<0.17	<0.26	<1.0	<0.36	<0.24	<0.30	<0.52	<1.8	<0.42	2.0
MW-05	13.8	2107.60	05/30/06	06/12/2006	Unfiltered	<0.17	<0.26	<1.0	<0.36	<0.24	<0.30	<0.52	<1.8	<0.42	1.9
MW-05	16.91	2104.489	05/30/07	06/21/2007	Unfiltered		<0.2	<0.2	<0.2			<0.2	<0.2	<0.2	2.7

Consolidation Data Summary Table - Groundwater
Beaumont Site 1

	Water Level Data					Volatile Organics									
Sample Location	Depth to Water (feet below ground surface)	Groundwater Elevation (feet above mean sea level)	Elevation Date	Sample Date	Filter Status	Dibromochloromethane -ug/L	1,2-Dibromo-3-Chloropropane -ug/L	Dibromomethane -ug/L	1,1-Dichloroethane -ug/L	1,2-Dichloroethane -ug/L	1,2-Dichlorobenzene -ug/L	1,3-Dichlorobenzene -ug/L	1,4-Dichlorobenzene -ug/L	1,1-Dichloroethene -ug/L	cis-1,2-Dichloroethene -ug/L
MW-04	42.68	2114.71	10/20/97	10/27/1997	Unfiltered	<0.5			1.4	<0.5	<0.5	<0.5	<0.5	111	
MW-04	28.60	2128.79	04/21/98	04/30/1998	Unfiltered	<0.5			5.4	4.4	<0.5	<0.5	<0.5	65.6	
MW-04	27.64	2129.75	10/13/98	10/21/1998	Unfiltered	<0.5			3.2	<0.5	<0.5	<0.5	<0.5	173	
MW-04	33.03	2124.36	04/08/99	04/12/1999	Unfiltered	<0.5			<0.5	0.9	<1	<1	<1	<2	<0.5
MW-04	38.23	2119.16	10/25/99	11/01/1999	Unfiltered	ND			1.5	0.8	ND	ND	ND	80	<0.5
MW-04	46.19	2111.20	12/04/00	12/08/2000	Unfiltered	<1			1.2	<0.5	<0.5	<0.5	<0.5	62	<0.5
MW-04	51.70	2105.69	10/31/01	11/08/2001	Unfiltered	<1			0.6	<0.5	<0.5	<0.5	<0.5	28	<0.5
MW-04	54.77	2102.63	05/20/02	05/22/2002	Unfiltered				<1	<0.5				14	<1
MW-04	54.96	2102.43	05/20/02	05/28/2002	Unfiltered										
MW-05	27.82	2090.89	10/29/92	10/15/1992	Unfiltered					<200				620	
MW-05	NA	NA	NA	03/02/1993	Unfiltered					<16				159	
MW-05	5.28	2113.43	04/11/94	04/15/1994	Unfiltered					212				209	
MW-05	9.50	2109.21	04/14/97	04/17/1997	Unfiltered	<0.5			<0.5	2.7	<0.5	<0.5	<0.5	190	
MW-05	11.98	2106.73	10/20/97	10/24/1997	Unfiltered	<0.5			4.8	3.2	<0.5	<0.5	<0.5	295	
MW-05	7.40	2111.31	04/21/98	04/29/1998	Unfiltered	<0.5			9.5	<0.5	<0.5	<0.5	<0.5	202	
MW-05	5.70	2113.01	10/13/98	10/18/1998	Unfiltered	<0.5			5.8	<0.5	<0.5	<0.5	<0.5	188	
MW-05	6.05	2112.66	04/06/99	04/15/1999	Unfiltered	<0.5			2.6	<0.5	<1	<1	<1	110	<0.5
MW-05	9.13	2109.58	10/25/99	10/27/1999	Unfiltered	<0.5			2.7	1.1	<1	<1	<1	120	<0.5
MW-05	11.43	2107.28	05/04/00	05/08/2000	Unfiltered	<2.5			2.9	<2.5	<5	<5	<5	89	<2.5
MW-05	14.32	2104.39	12/04/00	12/06/2000	Unfiltered	<5			3.2	<2.5	<2.5	<2.5	<2.5	140	<2.5
MW-05	17.82	2100.89	10/31/01	11/06/2001	Unfiltered	<2			2.7	<1	<1	<1	<1	94	<1
MW-05	19.91	2098.80	05/20/02	05/22/2002	Unfiltered				4.2	0.59				120	<1
MW-05	19.91	2098.80	05/20/02	05/29/2002	Unfiltered										
MW-05	23.49	2097.91	07/11/03	07/30/2003	Unfiltered	<0.29	<2.6	<0.46	4.2	0.58 Jf	<0.29	<0.27	<0.28	120	<0.56
MW-05	26.25	2095.15	06/17/04	07/02/2004	Unfiltered	<0.29	<2.6	<0.46	<0.40	<0.35	<0.29	<0.27	<0.28	1.2	<0.56
MW-05	14.80	2106.60	06/01/05	06/27/2005	Unfiltered	<0.45	<2.5	<0.42	1.9	0.71	<0.24	<0.38	<0.30	90	<0.35
MW-05	13.8	2107.60	05/30/06	06/12/2006	Unfiltered	<0.45	<2.5	<0.42	1.9	0.83	<0.24	<0.38	<0.30	96	<0.35
MW-05	16.91	2104.489	05/30/07	06/21/2007	Unfiltered	<0.2			2.7	0.66 Jq				88	0.35 Jq

Consolidation Data Summary Table - Groundwater
Beaumont Site 1

	Water Level Data						Volatile Organics									
Sample Location	Depth to Water (feet below ground surface)	Groundwater Elevation (feet above mean sea level)	Elevation Date	Sample Date	Filter Status	trans-1,2-Dichloroethene -ug/L	1,1-Dichloropropene -ug/L	cis-1,3-Dichloropropene -ug/L	trans-1,3-Dichloropropene -ug/L	1,2-Dichloropropane -ug/L	1,3-Dichloropropane -ug/L	2,2-Dichloropropane -ug/L	1,2-Dibromoethane -ug/L	Dichlorodifluoromethane -ug/L	Ethylbenzene -ug/L	Ethene -ug/L
MW-04	42.68	2114.71	10/20/97	10/27/1997	Unfiltered	<0.5		<0.5	<0.5	<0.5				<0.5		
MW-04	28.60	2128.79	04/21/98	04/30/1998	Unfiltered	<0.5		<0.5	<0.5	<0.5				<0.5		
MW-04	27.64	2129.75	10/13/98	10/21/1998	Unfiltered	<0.5		<0.5	<0.5	<0.5				<0.5		
MW-04	33.03	2124.36	04/08/99	04/12/1999	Unfiltered	<0.5		<0.5	<0.5	<0.5				<2		
MW-04	38.23	2119.16	10/25/99	11/01/1999	Unfiltered	ND		ND	ND	ND				ND		
MW-04	46.19	2111.20	12/04/00	12/08/2000	Unfiltered	<0.5		<0.5	<0.5	<0.5				<1		
MW-04	51.70	2105.69	10/31/01	11/08/2001	Unfiltered	<0.5		<0.5	<0.5	<0.5				<1		
MW-04	54.77	2102.63	05/20/02	05/22/2002	Unfiltered	<1										
MW-04	54.96	2102.43	05/20/02	05/28/2002	Unfiltered											
MW-05	27.82	2090.89	10/29/92	10/15/1992	Unfiltered											
MW-05	NA	NA	NA	03/02/1993	Unfiltered											
MW-05	5.28	2113.43	04/11/94	04/15/1994	Unfiltered											
MW-05	9.50	2109.21	04/14/97	04/17/1997	Unfiltered	<0.5		<0.5	<0.5	<0.5				<0.5		
MW-05	11.98	2106.73	10/20/97	10/24/1997	Unfiltered	<0.5		<0.5	<0.5	<0.5				<0.5		
MW-05	7.40	2111.31	04/21/98	04/29/1998	Unfiltered	<0.5		<0.5	<0.5	<0.5				<0.5		
MW-05	5.70	2113.01	10/13/98	10/18/1998	Unfiltered	<0.5		<0.5	<0.5	<0.5				<0.5		
MW-05	6.05	2112.66	04/06/99	04/15/1999	Unfiltered	<0.5		<0.5	<0.5	<0.5				<2		
MW-05	9.13	2109.58	10/25/99	10/27/1999	Unfiltered	<0.5		<0.5	<0.5	<0.5				<2		
MW-05	11.43	2107.28	05/04/00	05/08/2000	Unfiltered	<2.5		<2.5	<2.5	<2.5				<10		
MW-05	14.32	2104.39	12/04/00	12/06/2000	Unfiltered	<2.5		<2.5	<2.5	<2.5				<5		
MW-05	17.82	2100.89	10/31/01	11/06/2001	Unfiltered	<1		<1	<1	<1				<2		
MW-05	19.91	2098.80	05/20/02	05/22/2002	Unfiltered	<1										
MW-05	19.91	2098.80	05/20/02	05/29/2002	Unfiltered											
MW-05	23.49	2097.91	07/11/03	07/30/2003	Unfiltered	<0.60	<0.55	<0.44	<0.30	<0.40	<0.35	<0.39	<0.51	<0.47	<0.19	
MW-05	26.25	2095.15	06/17/04	07/02/2004	Unfiltered	<0.60	<0.55	<0.44	<0.30	<0.40	<0.35	<0.39	<0.51	<0.47	<0.19	
MW-05	14.80	2106.60	06/01/05	06/27/2005	Unfiltered	<0.29	<0.21	<0.45	<0.31	<0.28	<0.30	<0.40	<0.81	<0.27	<0.17	
MW-05	13.8	2107.60	05/30/06	06/12/2006	Unfiltered	<0.29	<0.21	<0.45	<0.31	<0.28	<0.30	<0.40	<0.81	<0.27	<0.17	
MW-05	16.91	2104.489	05/30/07	06/21/2007	Unfiltered	<0.2		<0.2	<0.2	<0.2					<0.2	

Consolidation Data Summary Table - Groundwater
Beaumont Site 1

	Water Level Data					Volatile Organics										
Sample Location	Depth to Water (feet below ground surface)	Groundwater Elevation (feet above mean sea level)	Elevation Date	Sample Date	Filter Status	Ethane -ug/L	Hexachlorobutadiene -ug/L	2-Hexanone -ug/L	p-Isopropyltoluene -ug/L	Isopropylbenzene -ug/L	Methane -ug/L	4-Methyl-2-Pentanone -ug/L	Methyl tert-butyl ether (MTBE) -ug/L	Methylene Chloride -ug/L	Naphthalene -ug/L	n-Propylbenzene -ug/L
MW-04	42.68	2114.71	10/20/97	10/27/1997	Unfiltered									<2		
MW-04	28.60	2128.79	04/21/98	04/30/1998	Unfiltered									<0.5		
MW-04	27.64	2129.75	10/13/98	10/21/1998	Unfiltered									<0.5		
MW-04	33.03	2124.36	04/08/99	04/12/1999	Unfiltered									<2		
MW-04	38.23	2119.16	10/25/99	11/01/1999	Unfiltered									ND		
MW-04	46.19	2111.20	12/04/00	12/08/2000	Unfiltered									<2		
MW-04	51.70	2105.69	10/31/01	11/08/2001	Unfiltered									<2		
MW-04	54.77	2102.63	05/20/02	05/22/2002	Unfiltered									<0.5		
MW-04	54.96	2102.43	05/20/02	05/28/2002	Unfiltered											
MW-05	27.82	2090.89	10/29/92	10/15/1992	Unfiltered											
MW-05	NA	NA	NA	03/02/1993	Unfiltered											
MW-05	5.28	2113.43	04/11/94	04/15/1994	Unfiltered											
MW-05	9.50	2109.21	04/14/97	04/17/1997	Unfiltered									<2		
MW-05	11.98	2106.73	10/20/97	10/24/1997	Unfiltered									<2		
MW-05	7.40	2111.31	04/21/98	04/29/1998	Unfiltered									<0.5		
MW-05	5.70	2113.01	10/13/98	10/18/1998	Unfiltered									<0.5		
MW-05	6.05	2112.66	04/06/99	04/15/1999	Unfiltered									<2		
MW-05	9.13	2109.58	10/25/99	10/27/1999	Unfiltered									<2		
MW-05	11.43	2107.28	05/04/00	05/08/2000	Unfiltered									<10		
MW-05	14.32	2104.39	12/04/00	12/06/2000	Unfiltered									<10		
MW-05	17.82	2100.89	10/31/01	11/06/2001	Unfiltered									<4		
MW-05	19.91	2098.80	05/20/02	05/22/2002	Unfiltered									<0.5		
MW-05	19.91	2098.80	05/20/02	05/29/2002	Unfiltered											
MW-05	23.49	2097.91	07/11/03	07/30/2003	Unfiltered			<2.5	<0.17	<0.17		<2.6	<0.28	<1.7	<0.56	<0.24
MW-05	26.25	2095.15	06/17/04	07/02/2004	Unfiltered			<2.5	<0.17	<0.17		<2.6	<0.28	<1.7	<0.56	<0.24
MW-05	14.80	2106.60	06/01/05	06/27/2005	Unfiltered			<1.9	<0.21	<0.24		<2.4	<0.29	<2.6	<0.95	<0.30
MW-05	13.8	2107.60	05/30/06	06/12/2006	Unfiltered			<1.9	<0.21	<0.24		<2.4	<0.29	<2.6	<0.95	<0.30
MW-05	16.91	2104.489	05/30/07	06/21/2007	Unfiltered			<5				<5	<0.2	<0.5		

Consolidation Data Summary Table - Groundwater
Beaumont Site 1

	Water Level Data						Volatile Organics									
Sample Location	Depth to Water (feet below ground surface)	Groundwater Elevation (feet above mean sea level)	Elevation Date	Sample Date	Filter Status	Styrene -ug/L	Toluene -ug/L	1,1,1,2-Tetrachloroethane -ug/L	1,1,1-Trichloroethane -ug/L	1,1,2-Trichloroethane -ug/L	1,2,3-Trichlorobenzene -ug/L	1,2,4-Trichlorobenzene -ug/L	Trichloroethene -ug/L	1,2,3-Trichloropropane -ug/L	Trichlorofluoromethane -ug/L	1,1,2-Trichloro-1,2,2-Trifluoroethane -ug/L
MW-04	42.68	2114.71	10/20/97	10/27/1997	Unfiltered				3.4	<0.5			116		<0.5	
MW-04	28.60	2128.79	04/21/98	04/30/1998	Unfiltered				4.5	<0.5			51.6		<0.5	
MW-04	27.64	2129.75	10/13/98	10/21/1998	Unfiltered				5.3	<0.5			134		<0.5	
MW-04	33.03	2124.36	04/08/99	04/12/1999	Unfiltered				5	<0.5			110		<2	
MW-04	38.23	2119.16	10/25/99	11/01/1999	Unfiltered				4	ND			95		ND	
MW-04	46.19	2111.20	12/04/00	12/08/2000	Unfiltered				<2.5	<0.5			69		<1	<2
MW-04	51.70	2105.69	10/31/01	11/08/2001	Unfiltered				1.2	<0.5			51		<1	<2
MW-04	54.77	2102.63	05/20/02	05/22/2002	Unfiltered		<1		<1	<1			40			
MW-04	54.96	2102.43	05/20/02	05/28/2002	Unfiltered											
MW-05	27.82	2090.89	10/29/92	10/15/1992	Unfiltered				<600				88			
MW-05	NA	NA	NA	03/02/1993	Unfiltered				<10				33.9			
MW-05	5.28	2113.43	04/11/94	04/15/1994	Unfiltered											
MW-05	9.50	2109.21	04/14/97	04/17/1997	Unfiltered				10.5	<0.5			292		<0.5	
MW-05	11.98	2106.73	10/20/97	10/24/1997	Unfiltered				12.3	1.3			287		<0.5	
MW-05	7.40	2111.31	04/21/98	04/29/1998	Unfiltered				11	<0.5			246		<0.5	
MW-05	5.70	2113.01	10/13/98	10/18/1998	Unfiltered				9.8	<0.5			202		<0.5	
MW-05	6.05	2112.66	04/06/99	04/15/1999	Unfiltered				7	<0.5			130		<2	
MW-05	9.13	2109.58	10/25/99	10/27/1999	Unfiltered				5	<0.5			150		<2	
MW-05	11.43	2107.28	05/04/00	05/08/2000	Unfiltered				<5	<2.5			140		<10	<25
MW-05	14.32	2104.39	12/04/00	12/06/2000	Unfiltered				5.3	<2.5			130		<5	<10
MW-05	17.82	2100.89	10/31/01	11/06/2001	Unfiltered				2.6	<1			85		<2	5
MW-05	19.91	2098.80	05/20/02	05/22/2002	Unfiltered		<1		3.2	<1			83			
MW-05	19.91	2098.80	05/20/02	05/29/2002	Unfiltered											
MW-05	23.49	2097.91	07/11/03	07/30/2003	Unfiltered	<0.14	<0.35	<0.45	2.1	<0.42	<0.40	<0.28	86 Jf	<2.0	<0.27	
MW-05	26.25	2095.15	06/17/04	07/02/2004	Unfiltered	<0.14	<0.35	<0.45	<0.46	<0.42	<0.40	<0.28	3.1 Bk	<0.81	<0.27	<0.70
MW-05	14.80	2106.60	06/01/05	06/27/2005	Unfiltered	<0.29	<0.35	<0.37	1.4	<0.54	<0.39	<0.35	95	<2.3	<0.36	<0.54
MW-05	13.8	2107.60	05/30/06	06/12/2006	Unfiltered	<0.29	<0.35	<0.37	1.1	<0.54	<0.39	<0.35	91	<2.3	<0.36	<0.54
MW-05	16.91	2104.489	05/30/07	06/21/2007	Unfiltered	<0.2	<0.2		0.73 Jq	0.25 Jq			71			

Consolidation Data Summary Table - Groundwater
Beaumont Site 1

	Water Level Data					Volatile Organics							
Sample Location	Depth to Water (feet below ground surface)	Groundwater Elevation (feet above mean sea level)	Elevation Date	Sample Date	Filter Status	1,2,4-Trimethylbenzene -ug/L	1,3,5-Trimethylbenzene -ug/L	1,1,2,2-Tetrachloroethane -ug/L	Tetrachloroethene (PCE) -ug/L	Vinyl Acetate -ug/L	Vinyl Chloride -ug/L	m,p-Xylenes -ug/L	o-Xylene -ug/L
MW-04	42.68	2114.71	10/20/97	10/27/1997	Unfiltered			<0.5	<0.5		<0.5		
MW-04	28.60	2128.79	04/21/98	04/30/1998	Unfiltered			<0.5	<0.5		<0.5		
MW-04	27.64	2129.75	10/13/98	10/21/1998	Unfiltered			<0.5	<0.5		<0.5		
MW-04	33.03	2124.36	04/08/99	04/12/1999	Unfiltered			<0.5	<0.5		<0.5		
MW-04	38.23	2119.16	10/25/99	11/01/1999	Unfiltered			ND	ND		ND		
MW-04	46.19	2111.20	12/04/00	12/08/2000	Unfiltered			<0.5	<0.5		<0.5		
MW-04	51.70	2105.69	10/31/01	11/08/2001	Unfiltered			<0.5	<0.5		<0.5		
MW-04	54.77	2102.63	05/20/02	05/22/2002	Unfiltered	<1			<1		<1		<0.5
MW-04	54.96	2102.43	05/20/02	05/28/2002	Unfiltered								
MW-05	27.82	2090.89	10/29/92	10/15/1992	Unfiltered				<200				
MW-05	NA	NA	NA	03/02/1993	Unfiltered				<30				
MW-05	5.28	2113.43	04/11/94	04/15/1994	Unfiltered								
MW-05	9.50	2109.21	04/14/97	04/17/1997	Unfiltered			<0.5	<0.5		<0.5		
MW-05	11.98	2106.73	10/20/97	10/24/1997	Unfiltered			<0.5	<0.5		<0.5		
MW-05	7.40	2111.31	04/21/98	04/29/1998	Unfiltered			<0.5	<0.5		<0.5		
MW-05	5.70	2113.01	10/13/98	10/18/1998	Unfiltered			<0.5	<0.5		<0.5		
MW-05	6.05	2112.66	04/06/99	04/15/1999	Unfiltered			<0.5	<0.5		<0.5		
MW-05	9.13	2109.58	10/25/99	10/27/1999	Unfiltered			<0.5	0.6		<0.5		
MW-05	11.43	2107.28	05/04/00	05/08/2000	Unfiltered			<2.5	<2.5		<2.5		
MW-05	14.32	2104.39	12/04/00	12/06/2000	Unfiltered			<2.5	<2.5		<2.5		
MW-05	17.82	2100.89	10/31/01	11/06/2001	Unfiltered			<1	<1		<1		
MW-05	19.91	2098.80	05/20/02	05/22/2002	Unfiltered	<1			<1		<1		<0.5
MW-05	19.91	2098.80	05/20/02	05/29/2002	Unfiltered								
MW-05	23.49	2097.91	07/11/03	07/30/2003	Unfiltered	<0.22	<0.11	<0.19	<0.20	<3.6	<0.35	<0.17	<0.16
MW-05	26.25	2095.15	06/17/04	07/02/2004	Unfiltered	<0.22	<0.11	<0.19	<0.20	<3.6	<0.35	<0.17	<0.16
MW-05	14.80	2106.60	06/01/05	06/27/2005	Unfiltered	<0.26	<0.19	<0.37	<0.29	<3.2	<0.33	<0.38	<0.21
MW-05	13.8	2107.60	05/30/06	06/12/2006	Unfiltered	<0.26	<0.19	<0.37	<0.29	<3.2	<0.33	<0.38	<0.21
MW-05	16.91	2104.489	05/30/07	06/21/2007	Unfiltered			<0.2	<0.2		<0.2	<0.5	<0.2

Consolidation Data Summary Table - Groundwater
Beaumont Site 1

	Water Level Data					Volatile Organics										
Sample Location	Depth to Water (feet below ground surface)	Groundwater Elevation (feet above mean sea level)	Elevation Date	Sample Date	Filter Status	1,4-Dioxane -ug/L	N-Nitrosodimethylamine -ng/L	Acetone -ug/L	Bromodichloromethane -ug/L	2-Butanone -ug/L	Bromobenzene -ug/L	Bromochloromethane -ug/L	Bromomethane -ug/L	Bromoform -ug/L	n-Butylbenzene -ug/L	sec-Butylbenzene -ug/L
MW-05	18.37	2103.03	05/13/08	06/10/2008	Unfiltered	21		<5	<1	<5			<1	<1		
MW-05	20.97	2100.43	05/07/09	06/18/2009	Unfiltered	43		<5.0	<0.11	<1.2			<0.48	<0.13		
MW-05	22.9	2098.499	05/13/2010	06/15/2010	Unfiltered	32		<50	<1.1	<12			<4.8	<1.3		
MW-06	30.89	2088.22	10/29/92	10/23/1992	Unfiltered											
MW-06	NA	NA	NA	03/11/1993	Unfiltered											
MW-06	0.00	0.00	06/16/95	06/20/1995	Unfiltered				<1				<5	<2		
MW-06	6.36	2112.75	04/19/96	04/27/1996	Unfiltered				<0.5				<0.5	<0.5		
MW-06	9.06	2110.05	10/21/96	10/30/1996	Unfiltered				<0.5				<0.5	<1		
MW-06	21.88	2097.23	05/20/02	05/23/2002	Unfiltered	<0.5		<9.5	<0.26	<2.8	<0.15	<0.49	<0.46	<0.23	<0.29	<0.29
MW-06	26.50	2095.26	07/11/03	07/25/2003	Unfiltered	<1.1		<3.6	<0.33	<1.7	<0.26	<0.37	<0.90	<0.87	<0.34	<0.11
MW-06	29.22	2092.54	06/17/04	07/02/2004	Unfiltered	4.2		<3.6	<0.33	<1.7	<0.26	<0.37	<0.90	<0.87	<0.34	<0.11
MW-06	15.63	2106.13	05/30/06	06/12/2006	Unfiltered	32		17	<0.27	<4.2	<0.47	<0.68	<2.9	<0.62	<0.29	<0.21
MW-06	20.61	2101.15	05/13/08	06/11/2008	Unfiltered	1.9		<5	<1	<5			<1	<1		
MW-06	25.64	2096.119	05/14/2010	06/15/2010	Unfiltered	1.6		<5.0	<0.11	<1.2			<0.48	<0.13		
MW-07	48.70	2125.14	04/19/96	04/25/1996	Unfiltered				<0.5				<0.5	<0.5		
MW-07	53.92	2119.92	10/21/96	10/25/1996	Unfiltered				<0.5				<0.5	<1		
MW-07	56.12	2117.72	04/14/97	04/22/1997	Unfiltered				<0.5				<0.5	<1		
MW-07	59.78	2114.06	10/20/97	10/23/1997	Unfiltered				<0.5				<0.5	<1		
MW-07	35.76	2138.08	04/21/98	05/01/1998	Unfiltered				<0.5				<0.5	<0.5		
MW-07	43.76	2130.08	10/13/98	10/21/1998	Unfiltered				<0.5				<0.5	<0.5		
MW-07	50.02	2123.82	04/05/99	04/12/1999	Unfiltered				<0.5				<2	<2		
MW-07	55.55	2118.29	10/25/99	11/01/1999	Unfiltered				ND				ND	ND		
MW-07	59.50	2114.34	05/04/00	05/09/2000	Unfiltered				<0.5				<2	<2		
MW-07	63.38	2110.46	12/04/00	12/08/2000	Unfiltered				<1				<1	<1		
MW-07	68.92	2104.92	10/31/01	11/02/2001	Unfiltered				<1				<1	<1		
MW-07	72.13	2101.71	05/20/02	05/21/2002	Unfiltered	<0.5										
MW-07	71.96	2101.84	05/20/02	05/22/2002	Unfiltered											
MW-07	79.27	2097.25	06/17/04	07/15/2004	Unfiltered	<1.1		<3.6	<0.33	<1.7	<0.26	<0.37	<0.90	<0.87	<0.34	<0.11

Consolidation Data Summary Table - Groundwater
Beaumont Site 1

	Water Level Data					Volatile Organics									
Sample Location	Depth to Water (feet below ground surface)	Groundwater Elevation (feet above mean sea level)	Elevation Date	Sample Date	Filter Status	tert-Butylbenzene -ug/L	Benzene -ug/L	Carbon Disulfide -ug/L	Chlorobenzene -ug/L	2-Chlorotoluene -ug/L	4-Chlorotoluene -ug/L	Chloroethane -ug/L	Chloromethane -ug/L	Carbon Tetrachloride -ug/L	Chloroform -ug/L
MW-05	18.37	2103.03	05/13/08	06/10/2008	Unfiltered		<1	<1	<1			<1	<1	<1	1.8 Jq
MW-05	20.97	2100.43	05/07/09	06/18/2009	Unfiltered		<0.14	<0.36	<0.23			<0.35	<0.36	<0.15	4.2
MW-05	22.9	2098.499	05/13/2010	06/15/2010	Unfiltered		<1.4	<3.6	<2.3			<3.5	<3.6	<1.5	4.6 Jq
MW-06	30.89	2088.22	10/29/92	10/23/1992	Unfiltered										
MW-06	NA	NA	NA	03/11/1993	Unfiltered										
MW-06	0.00	0.00	06/16/95	06/20/1995	Unfiltered				<2			<2	<2	<0.5	<1
MW-06	6.36	2112.75	04/19/96	04/27/1996	Unfiltered				<0.5			<0.5	<0.5	<0.5	<0.5
MW-06	9.06	2110.05	10/21/96	10/30/1996	Unfiltered				<0.5			<1	<1	<0.5	<0.5
MW-06	21.88	2097.23	05/20/02	05/23/2002	Unfiltered	<0.25	<0.18	<0.48	<0.16	<0.14	<0.22	<0.36	<0.19	<0.25	<0.30
MW-06	26.50	2095.26	07/11/03	07/25/2003	Unfiltered	<0.23	<0.29	<0.28	<0.19	<0.67	<0.16	<0.46	<0.43	<0.40	<0.45
MW-06	29.22	2092.54	06/17/04	07/02/2004	Unfiltered	<0.23	<0.29	<0.28	<0.19	<0.67	<0.16	<0.46	<0.43	<0.40	<0.45
MW-06	15.63	2106.13	05/30/06	06/12/2006	Unfiltered	<0.17	<0.26	<1.0	<0.36	<0.24	<0.30	<0.52	<1.8	<0.42	1.0
MW-06	20.61	2101.15	05/13/08	06/11/2008	Unfiltered		<1	<1	<1			<1	<1	<1	<1
MW-06	25.64	2096.119	05/14/2010	06/15/2010	Unfiltered		<0.14	<0.36	<0.23			<0.35	<0.36	<0.15	<0.17
MW-07	48.70	2125.14	04/19/96	04/25/1996	Unfiltered				<0.5			<0.5	<0.5	<0.5	<0.5
MW-07	53.92	2119.92	10/21/96	10/25/1996	Unfiltered				<0.5			<1	<1	<0.5	<0.5
MW-07	56.12	2117.72	04/14/97	04/22/1997	Unfiltered				<0.5			<1	<1	<0.5	<0.5
MW-07	59.78	2114.06	10/20/97	10/23/1997	Unfiltered				<0.5			<1	<1	<0.5	<0.5
MW-07	35.76	2138.08	04/21/98	05/01/1998	Unfiltered				<0.5			<0.5	<0.5	<0.5	<0.5
MW-07	43.76	2130.08	10/13/98	10/21/1998	Unfiltered				<0.5			<0.5	<0.5	<0.5	<0.5
MW-07	50.02	2123.82	04/05/99	04/12/1999	Unfiltered				<0.5			<2	<2	<0.5	<0.5
MW-07	55.55	2118.29	10/25/99	11/01/1999	Unfiltered				ND			ND	ND	ND	ND
MW-07	59.50	2114.34	05/04/00	05/09/2000	Unfiltered				<0.5			<2	<2	<0.5	<0.5
MW-07	63.38	2110.46	12/04/00	12/08/2000	Unfiltered				<0.5			<1	<1	<0.5	<0.5
MW-07	68.92	2104.92	10/31/01	11/02/2001	Unfiltered				<0.5			<1	<1	<0.5	<1
MW-07	72.13	2101.71	05/20/02	05/21/2002	Unfiltered										
MW-07	71.96	2101.84	05/20/02	05/22/2002	Unfiltered									<0.5	<1
MW-07	79.27	2097.25	06/17/04	07/15/2004	Unfiltered	<0.23	<0.29	<0.28	<0.19	<0.67	<0.16	<0.46	<0.43	<0.40	<0.45

Consolidation Data Summary Table - Groundwater
Beaumont Site 1

	Water Level Data					Volatile Organics									
Sample Location	Depth to Water (feet below ground surface)	Groundwater Elevation (feet above mean sea level)	Elevation Date	Sample Date	Filter Status	Dibromochloromethane -ug/L	1,2-Dibromo-3-Chloropropane -ug/L	Dibromomethane -ug/L	1,1-Dichloroethane -ug/L	1,2-Dichloroethane -ug/L	1,2-Dichlorobenzene -ug/L	1,3-Dichlorobenzene -ug/L	1,4-Dichlorobenzene -ug/L	1,1-Dichloroethene -ug/L	cis-1,2-Dichloroethene -ug/L
MW-05	18.37	2103.03	05/13/08	06/10/2008	Unfiltered	<1			1.9 Jq	<1				72	<1
MW-05	20.97	2100.43	05/07/09	06/18/2009	Unfiltered	<0.37			4.1	0.64	<0.20	<0.15	<0.072	150	0.52
MW-05	22.9	2098.499	05/13/2010	06/15/2010	Unfiltered	<3.7			4.3 Jq	<2.1	<2.0	<1.5	<0.72	170	<1.8
MW-06	30.89	2088.22	10/29/92	10/23/1992	Unfiltered					<10				100	
MW-06	NA	NA	NA	03/11/1993	Unfiltered									54.15	
MW-06	0.00	0.00	06/16/95	06/20/1995	Unfiltered	<1			<1	<0.5	<3	<2	<2	0.67	<1
MW-06	6.36	2112.75	04/19/96	04/27/1996	Unfiltered	<0.5			<0.5	<0.5	<0.5	<0.5	<0.5	3.1	<0.5
MW-06	9.06	2110.05	10/21/96	10/30/1996	Unfiltered	<0.5			<0.5	<0.5	<0.5	<0.5	<0.5	2	
MW-06	21.88	2097.23	05/20/02	05/23/2002	Unfiltered	<0.21	<0.59	<0.20	<0.28	<0.38	<0.099	<0.30	<0.12	<0.56	<0.30
MW-06	26.50	2095.26	07/11/03	07/25/2003	Unfiltered	<0.29	<2.6	<0.46	<0.40	<0.35	<0.29	<0.27	<0.28	8.7	<0.56
MW-06	29.22	2092.54	06/17/04	07/02/2004	Unfiltered	<0.29	<2.6	<0.46	<0.40	<0.35	<0.29	<0.27	<0.28	1.3	<0.56
MW-06	15.63	2106.13	05/30/06	06/12/2006	Unfiltered	<0.45	<2.5	<0.42	1.4	0.71	<0.24	<0.38	<0.30	70	<0.35
MW-06	20.61	2101.15	05/13/08	06/11/2008	Unfiltered	<1			<1	<1				1.6 Jq	<1
MW-06	25.64	2096.119	05/14/2010	06/15/2010	Unfiltered	<0.37			<0.098	<0.21	<0.20	<0.15	<0.072	1.8	<0.18
MW-07	48.70	2125.14	04/19/96	04/25/1996	Unfiltered	<0.5			<0.5	<0.5	<0.5	<0.5	<0.5	0.7	<0.5
MW-07	53.92	2119.92	10/21/96	10/25/1996	Unfiltered	<0.5			<0.5	<0.5	<0.5	<0.5	<0.5	1.5	
MW-07	56.12	2117.72	04/14/97	04/22/1997	Unfiltered	<0.5			<0.5	<0.5	<0.5	<0.5	<0.5	0.8	
MW-07	59.78	2114.06	10/20/97	10/23/1997	Unfiltered	<0.5			<0.5	7.1	<0.5	<0.5	<0.5	3.9	
MW-07	35.76	2138.08	04/21/98	05/01/1998	Unfiltered	<0.5			<0.5	<0.5	<0.5	<0.5	<0.5	3.7	
MW-07	43.76	2130.08	10/13/98	10/21/1998	Unfiltered	<0.5			<0.5	<0.5	<0.5	<0.5	<0.5	5.7	
MW-07	50.02	2123.82	04/05/99	04/12/1999	Unfiltered	<0.5			<0.5	<0.5	<1	<1	<1	<2	<0.5
MW-07	55.55	2118.29	10/25/99	11/01/1999	Unfiltered	ND			ND	ND	ND	ND	ND	ND	ND
MW-07	59.50	2114.34	05/04/00	05/09/2000	Unfiltered	<0.5			<0.5	<0.5	<1	<1	<1	<2	<0.5
MW-07	63.38	2110.46	12/04/00	12/08/2000	Unfiltered	<1			<0.5	<0.5	<0.5	<0.5	<0.5	0.8	<0.5
MW-07	68.92	2104.92	10/31/01	11/02/2001	Unfiltered	<1			<0.5	<0.5	<0.5	<0.5	<0.5	<0.5	<0.5
MW-07	72.13	2101.71	05/20/02	05/21/2002	Unfiltered										
MW-07	71.96	2101.84	05/20/02	05/22/2002	Unfiltered				<1	<0.5				3	<1
MW-07	79.27	2097.25	06/17/04	07/15/2004	Unfiltered	<0.29	<2.6	<0.46	<0.40	0.71	<0.29	<0.27	<0.28	15 Bk	<0.56

Consolidation Data Summary Table - Groundwater
Beaumont Site 1

	Water Level Data						Volatile Organics									
Sample Location	Depth to Water (feet below ground surface)	Groundwater Elevation (feet above mean sea level)	Elevation Date	Sample Date	Filter Status	trans-1,2-Dichloroethene -ug/L	1,1-Dichloropropene -ug/L	cis-1,3-Dichloropropene -ug/L	trans-1,3-Dichloropropene -ug/L	1,2-Dichloropropane -ug/L	1,3-Dichloropropane -ug/L	2,2-Dichloropropane -ug/L	1,2-Dibromoethane -ug/L	Dichlorodifluoromethane -ug/L	Ethylbenzene -ug/L	Ethene -ug/L
MW-05	18.37	2103.03	05/13/08	06/10/2008	Unfiltered	<1		<1	<1	<1					<1	
MW-05	20.97	2100.43	05/07/09	06/18/2009	Unfiltered	<0.10		<0.30	<0.24	<0.19					<0.26	
MW-05	22.9	2098.499	05/13/2010	06/15/2010	Unfiltered	<1.0		<3.0	<2.4	<1.9					<2.6	<0.02
MW-06	30.89	2088.22	10/29/92	10/23/1992	Unfiltered											
MW-06	NA	NA	NA	03/11/1993	Unfiltered											
MW-06	0.00	0.00	06/16/95	06/20/1995	Unfiltered	<1		<0.5	<0.5	<1				<5		
MW-06	6.36	2112.75	04/19/96	04/27/1996	Unfiltered	<0.5		<0.5	<0.5	<0.5						
MW-06	9.06	2110.05	10/21/96	10/30/1996	Unfiltered	<0.5		<0.5	<0.5	<0.5				<0.5		
MW-06	21.88	2097.23	05/20/02	05/23/2002	Unfiltered	<0.37	<0.16	<0.19	<0.25	<0.16	<0.30	<0.28	<0.18	<0.28	<0.12	
MW-06	26.50	2095.26	07/11/03	07/25/2003	Unfiltered	<0.60	<0.55	<0.44	<0.30	<0.40	<0.35	<0.39	<0.51	<0.47	<0.19	
MW-06	29.22	2092.54	06/17/04	07/02/2004	Unfiltered	<0.60	<0.55	<0.44	<0.30	<0.40	<0.35	<0.39	<0.51	<0.47	<0.19	
MW-06	15.63	2106.13	05/30/06	06/12/2006	Unfiltered	<0.29	<0.21	<0.45	<0.31	<0.28	<0.30	<0.40	<0.81	<0.27	<0.17	
MW-06	20.61	2101.15	05/13/08	06/11/2008	Unfiltered	<1		<1	<1	<1					<1	
MW-06	25.64	2096.119	05/14/2010	06/15/2010	Unfiltered	<0.10		<0.30	<0.24	<0.19					<0.26	<0.02
MW-07	48.70	2125.14	04/19/96	04/25/1996	Unfiltered	<0.5		<0.5	<0.5	<0.5						
MW-07	53.92	2119.92	10/21/96	10/25/1996	Unfiltered	<0.5		<0.5	<0.5	<0.5				<0.5		
MW-07	56.12	2117.72	04/14/97	04/22/1997	Unfiltered	<0.5		<0.5	<0.5	<0.5				<0.5		
MW-07	59.78	2114.06	10/20/97	10/23/1997	Unfiltered	<0.5		<0.5	<0.5	<0.5				<0.5		
MW-07	35.76	2138.08	04/21/98	05/01/1998	Unfiltered	<0.5		<0.5	<0.5	<0.5				<0.5		
MW-07	43.76	2130.08	10/13/98	10/21/1998	Unfiltered	<0.5		<0.5	<0.5	<0.5				<0.5		
MW-07	50.02	2123.82	04/05/99	04/12/1999	Unfiltered	<0.5		<0.5	<0.5	<0.5				<2		
MW-07	55.55	2118.29	10/25/99	11/01/1999	Unfiltered	ND		ND	ND	ND				ND		
MW-07	59.50	2114.34	05/04/00	05/09/2000	Unfiltered	<0.5		<0.5	<0.5	<0.5				<2		
MW-07	63.38	2110.46	12/04/00	12/08/2000	Unfiltered	<0.5		<0.5	<0.5	<0.5				<1		
MW-07	68.92	2104.92	10/31/01	11/02/2001	Unfiltered	<0.5		<0.5	<0.5	<0.5				<1		
MW-07	72.13	2101.71	05/20/02	05/21/2002	Unfiltered											
MW-07	71.96	2101.84	05/20/02	05/22/2002	Unfiltered	<1										
MW-07	79.27	2097.25	06/17/04	07/15/2004	Unfiltered	<0.60	<0.55	<0.44	<0.30	<0.40	<0.35	<0.39	<0.51	<0.47	<0.19	

Consolidation Data Summary Table - Groundwater
Beaumont Site 1

	Water Level Data					Volatile Organics										
Sample Location	Depth to Water (feet below ground surface)	Groundwater Elevation (feet above mean sea level)	Elevation Date	Sample Date	Filter Status	Ethane -ug/L	Hexachlorobutadiene -ug/L	2-Hexanone -ug/L	p-Isopropyltoluene -ug/L	Isopropylbenzene -ug/L	Methane -ug/L	4-Methyl-2-Pentanone -ug/L	Methyl tert-butyl ether (MTBE) -ug/L	Methylene Chloride -ug/L	Naphthalene -ug/L	n-Propylbenzene -ug/L
MW-05	18.37	2103.03	05/13/08	06/10/2008	Unfiltered			<5				<5	<1	1 BJakq		
MW-05	20.97	2100.43	05/07/09	06/18/2009	Unfiltered			<1.2				<0.95	<0.29	<0.15		
MW-05	22.9	2098.499	05/13/2010	06/15/2010	Unfiltered	0.02 Jq		<12			0.12 Ba	<9.5	<2.9	<1.5		
MW-06	30.89	2088.22	10/29/92	10/23/1992	Unfiltered											
MW-06	NA	NA	NA	03/11/1993	Unfiltered											
MW-06	0.00	0.00	06/16/95	06/20/1995	Unfiltered									<2		
MW-06	6.36	2112.75	04/19/96	04/27/1996	Unfiltered									<2		
MW-06	9.06	2110.05	10/21/96	10/30/1996	Unfiltered									<2		
MW-06	21.88	2097.23	05/20/02	05/23/2002	Unfiltered		<0.26		<0.23	<0.19		<0.15	<0.30	1 BJkq	<0.090	<0.28
MW-06	26.50	2095.26	07/11/03	07/25/2003	Unfiltered			<2.5	<0.17	<0.17		<2.6	<0.28	<1.7	<0.56	<0.24
MW-06	29.22	2092.54	06/17/04	07/02/2004	Unfiltered			<2.5	<0.17	<0.17		<2.6	<0.28	<1.7	<0.56	<0.24
MW-06	15.63	2106.13	05/30/06	06/12/2006	Unfiltered			<1.9	<0.21	<0.24		<2.4	<0.29	<2.6	<0.95	<0.30
MW-06	20.61	2101.15	05/13/08	06/11/2008	Unfiltered			<5				<5	<1	1.1 BJakq		
MW-06	25.64	2096.119	05/14/2010	06/15/2010	Unfiltered	0.02 Jq		<1.2			55	<0.95	<0.29	<0.15		
MW-07	48.70	2125.14	04/19/96	04/25/1996	Unfiltered									<2		
MW-07	53.92	2119.92	10/21/96	10/25/1996	Unfiltered									<2		
MW-07	56.12	2117.72	04/14/97	04/22/1997	Unfiltered									<2		
MW-07	59.78	2114.06	10/20/97	10/23/1997	Unfiltered									<2		
MW-07	35.76	2138.08	04/21/98	05/01/1998	Unfiltered									<0.5		
MW-07	43.76	2130.08	10/13/98	10/21/1998	Unfiltered									<0.5		
MW-07	50.02	2123.82	04/05/99	04/12/1999	Unfiltered									<2		
MW-07	55.55	2118.29	10/25/99	11/01/1999	Unfiltered									ND		
MW-07	59.50	2114.34	05/04/00	05/09/2000	Unfiltered									<2		
MW-07	63.38	2110.46	12/04/00	12/08/2000	Unfiltered									<2		
MW-07	68.92	2104.92	10/31/01	11/02/2001	Unfiltered									<2		
MW-07	72.13	2101.71	05/20/02	05/21/2002	Unfiltered											
MW-07	71.96	2101.84	05/20/02	05/22/2002	Unfiltered									<0.5		
MW-07	79.27	2097.25	06/17/04	07/15/2004	Unfiltered			<2.5	<0.17	<0.17		<2.6	<0.28	<1.7	<0.56	<0.24

Consolidation Data Summary Table - Groundwater
Beaumont Site 1

	Water Level Data					Volatile Organics										
Sample Location	Depth to Water (feet below ground surface)	Groundwater Elevation (feet above mean sea level)	Elevation Date	Sample Date	Filter Status	Styrene -ug/L	Toluene -ug/L	1,1,1,2-Tetrachloroethane -ug/L	1,1,1-Trichloroethane -ug/L	1,1,2-Trichloroethane -ug/L	1,2,3-Trichlorobenzene -ug/L	1,2,4-Trichlorobenzene -ug/L	Trichloroethene -ug/L	1,2,3-Trichloropropane -ug/L	Trichlorofluoromethane -ug/L	1,1,2-Trichloro-1,2,2-Trifluoroethane -ug/L
MW-05	18.37	2103.03	05/13/08	06/10/2008	Unfiltered	<1	<1		<1	<1			93			
MW-05	20.97	2100.43	05/07/09	06/18/2009	Unfiltered	<0.22	<0.22		0.78	<0.31 Jq			130		<0.16	
MW-05	22.9	2098.499	05/13/2010	06/15/2010	Unfiltered	<2.2	<2.2		<1.2	<3.1			140	<2.9	<1.6	
MW-06	30.89	2088.22	10/29/92	10/23/1992	Unfiltered				5.2				14			
MW-06	NA	NA	NA	03/11/1993	Unfiltered								12.71			
MW-06	0.00	0.00	06/16/95	06/20/1995	Unfiltered				<1	<0.5			1.1		<5	
MW-06	6.36	2112.75	04/19/96	04/27/1996	Unfiltered				<0.5	<0.5			3.3		<0.5	<0.5
MW-06	9.06	2110.05	10/21/96	10/30/1996	Unfiltered				<0.5	<0.5			5.6		<0.5	
MW-06	21.88	2097.23	05/20/02	05/23/2002	Unfiltered	<0.12	<0.16	<0.27	<0.33	<0.34	<0.30	<0.37	0.9 Jq	<0.46	<0.22	
MW-06	26.50	2095.26	07/11/03	07/25/2003	Unfiltered	<0.14	<0.35	<0.45	<0.46	<0.42	<0.40	<0.28	8.2	<2.0	<0.27	
MW-06	29.22	2092.54	06/17/04	07/02/2004	Unfiltered	<0.14	<0.35	<0.45	<0.46	<0.42	<0.40	<0.28	3.7 Bk	<0.81	<0.27	<0.70
MW-06	15.63	2106.13	05/30/06	06/12/2006	Unfiltered	<0.29	<0.35	<0.37	1.0	<0.54	<0.39	<0.35	59	<2.3	<0.36	<0.54
MW-06	20.61	2101.15	05/13/08	06/11/2008	Unfiltered	<1	<1		<1	<1			3.3 Jq			
MW-06	25.64	2096.119	05/14/2010	06/15/2010	Unfiltered	<0.22	<0.22		<0.12	<0.31			3.4	<0.29	<0.16	
MW-07	48.70	2125.14	04/19/96	04/25/1996	Unfiltered				<0.5	<0.5			0.87		<0.5	<0.5
MW-07	53.92	2119.92	10/21/96	10/25/1996	Unfiltered				<0.5	<0.5			2.3		<0.5	
MW-07	56.12	2117.72	04/14/97	04/22/1997	Unfiltered				<0.5	<0.5			1.1		<0.5	
MW-07	59.78	2114.06	10/20/97	10/23/1997	Unfiltered				<0.5	<0.5			<0.5		<0.5	
MW-07	35.76	2138.08	04/21/98	05/01/1998	Unfiltered				2.3	<0.5			10		<0.5	
MW-07	43.76	2130.08	10/13/98	10/21/1998	Unfiltered				<0.5	<0.5			6.8		<0.5	
MW-07	50.02	2123.82	04/05/99	04/12/1999	Unfiltered				<1	<0.5			<0.5		<2	
MW-07	55.55	2118.29	10/25/99	11/01/1999	Unfiltered				ND	ND			1.7		ND	
MW-07	59.50	2114.34	05/04/00	05/09/2000	Unfiltered				<1	<0.5			0.7		<2	<5
MW-07	63.38	2110.46	12/04/00	12/08/2000	Unfiltered				<0.5	<0.5			<1		<1	<2
MW-07	68.92	2104.92	10/31/01	11/02/2001	Unfiltered				<0.5	<0.5			<0.5		<1	<2
MW-07	72.13	2101.71	05/20/02	05/21/2002	Unfiltered											
MW-07	71.96	2101.84	05/20/02	05/22/2002	Unfiltered		<1		<1	<1			6			
MW-07	79.27	2097.25	06/17/04	07/15/2004	Unfiltered	<0.14	<0.35	<0.45	<0.46	<0.42	<0.40	<0.28	18 Bk	<0.81	<0.27	<0.70

Consolidation Data Summary Table - Groundwater
Beaumont Site 1

	Water Level Data					Volatile Organics							
Sample Location	Depth to Water (feet below ground surface)	Groundwater Elevation (feet above mean sea level)	Elevation Date	Sample Date	Filter Status	1,2,4-Trimethylbenzene -ug/L	1,3,5-Trimethylbenzene -ug/L	1,1,2,2-Tetrachloroethane -ug/L	Tetrachloroethene (PCE) -ug/L	Vinyl Acetate -ug/L	Vinyl Chloride -ug/L	m,p-Xylenes -ug/L	o-Xylene -ug/L
MW-05	18.37	2103.03	05/13/08	06/10/2008	Unfiltered			<1	<1		<1	<2	<1
MW-05	20.97	2100.43	05/07/09	06/18/2009	Unfiltered			<0.29	<0.17	<0.48	<0.13	<0.36	<0.41
MW-05	22.9	2098.499	05/13/2010	06/15/2010	Unfiltered			<2.9	<1.7	<4.8	<1.3	<3.6	<4.1
MW-06	30.89	2088.22	10/29/92	10/23/1992	Unfiltered				<10				
MW-06	NA	NA	NA	03/11/1993	Unfiltered								
MW-06	0.00	0.00	06/16/95	06/20/1995	Unfiltered			<1	<0.5		<0.5		
MW-06	6.36	2112.75	04/19/96	04/27/1996	Unfiltered			<0.5	<0.5		<0.5		
MW-06	9.06	2110.05	10/21/96	10/30/1996	Unfiltered			<0.5	<0.5		<0.5		
MW-06	21.88	2097.23	05/20/02	05/23/2002	Unfiltered	<0.20	<0.15	<0.22	<0.21		<0.44	<0.31	<0.088
MW-06	26.50	2095.26	07/11/03	07/25/2003	Unfiltered	<0.22	<0.11	<0.19	<0.20	<3.6	<0.35	<0.17	<0.16
MW-06	29.22	2092.54	06/17/04	07/02/2004	Unfiltered	<0.22	<0.11	<0.19	<0.20	<3.6	<0.35	<0.17	<0.16
MW-06	15.63	2106.13	05/30/06	06/12/2006	Unfiltered	<0.26	<0.19	<0.37	<0.29	<3.2	<0.33	<0.38	<0.21
MW-06	20.61	2101.15	05/13/08	06/11/2008	Unfiltered			<1	<1		<1	<2	<1
MW-06	25.64	2096.119	05/14/2010	06/15/2010	Unfiltered			<0.29	<0.17	<0.48	<0.13	<0.36	<0.41
MW-07	48.70	2125.14	04/19/96	04/25/1996	Unfiltered			<0.5	<0.5		<0.5		
MW-07	53.92	2119.92	10/21/96	10/25/1996	Unfiltered			<0.5	<0.5		<0.5		
MW-07	56.12	2117.72	04/14/97	04/22/1997	Unfiltered			<0.5	<0.5		<0.5		
MW-07	59.78	2114.06	10/20/97	10/23/1997	Unfiltered			<0.5	<0.5		<0.5		
MW-07	35.76	2138.08	04/21/98	05/01/1998	Unfiltered			<0.5	<0.5		<0.5		
MW-07	43.76	2130.08	10/13/98	10/21/1998	Unfiltered			<0.5	<0.5		<0.5		
MW-07	50.02	2123.82	04/05/99	04/12/1999	Unfiltered			<0.5	<0.5		<0.5		
MW-07	55.55	2118.29	10/25/99	11/01/1999	Unfiltered			ND	ND		ND		
MW-07	59.50	2114.34	05/04/00	05/09/2000	Unfiltered			<0.5	<0.5		<0.5		
MW-07	63.38	2110.46	12/04/00	12/08/2000	Unfiltered			<0.5	<0.5		<0.5		
MW-07	68.92	2104.92	10/31/01	11/02/2001	Unfiltered			<0.5	<0.5		<0.5		
MW-07	72.13	2101.71	05/20/02	05/21/2002	Unfiltered								
MW-07	71.96	2101.84	05/20/02	05/22/2002	Unfiltered	<1			<1		<1		<0.5
MW-07	79.27	2097.25	06/17/04	07/15/2004	Unfiltered	<0.22	<0.11	<0.19	<0.20	<3.6	<0.35	<0.17	<0.16

Consolidation Data Summary Table - Groundwater
Beaumont Site 1

	Water Level Data					Volatile Organics										
Sample Location	Depth to Water (feet below ground surface)	Groundwater Elevation (feet above mean sea level)	Elevation Date	Sample Date	Filter Status	1,4-Dioxane -ug/L	N-Nitrosodimethylamine -ng/L	Acetone -ug/L	Bromodichloromethane -ug/L	2-Butanone -ug/L	Bromobenzene -ug/L	Bromochloromethane -ug/L	Bromomethane -ug/L	Bromoform -ug/L	n-Butylbenzene -ug/L	sec-Butylbenzene -ug/L
MW-07	60.03	2116.485	05/31/06	07/06/2006	Unfiltered	<0.40		<6.1	<0.27	<4.2	<0.47	<0.68	<2.9	<0.62	<0.29	<0.21
MW-07	66.66	2109.855	05/31/07	06/26/2007	Unfiltered	1.3 Bk		<5	<0.2	<5			<0.2	<0.3		
MW-07	66.60	2109.92	05/14/08	06/06/2008	Unfiltered	<0.57		6.8 Jq	<1	<5			<1	<1		
MW-07	71.98	2104.54	05/08/09	06/22/2009	Unfiltered	0.69		<5.0	<0.11	<1.2			<0.48	<0.13		
MW-07	73.15	2103.365	05/13/2010	06/15/2010	Unfiltered	0.89		<5.0	<0.11	<1.2			<0.48	<0.13		
MW-07	75.83	2100.69	12/17/2010	1/5/2011	Unfiltered	0.57		<5.0	<0.11	<1.2			<0.48	<0.50		
MW-08	8.08	2079.71	10/21/96	10/23/1996	Unfiltered				1				<0.5	<1		
MW-08	14.41	2073.38	05/20/02	05/17/2002	Unfiltered	<0.5		<9.5	<0.26	<2.8	<0.15	<0.49	<0.46	<0.23	<0.29	<0.29
MW-08	16.29	2074.24	07/10/03	07/22/2003	Unfiltered	<1.1		<3.6	<0.33	<1.7	<0.26	<0.37	<0.90	<0.87	<0.34	<0.11
MW-08	17.78	2072.75	06/18/04	06/29/2004	Unfiltered	<1.1		<3.6	<0.33	<1.7	<0.26	<0.37	<0.90	<0.87	<0.34	<0.11
MW-08	11.58	2078.95	06/02/05	06/22/2005	Unfiltered	<1.1		<6.1	<0.27	<4.2	<0.47	<0.68	<2.9	<0.62	<0.29	<0.21
MW-08	10.03	2080.5	05/31/06	06/07/2006	Unfiltered	<0.40		<6.1	<0.27	<4.2	<0.47	<0.68	<2.9	<0.62	<0.29	<0.21
MW-08	13.65	2076.88	05/13/08	06/03/2008	Unfiltered	<0.56		<5	<1	<5			<1	<1		
MW-08	15.46	2075.07	05/17/2010	06/15/2010	Unfiltered	<0.10		<5.0	<0.11	<1.2			<0.48	<0.13		
MW-09	1.32	2085.00	05/20/02	05/17/2002	Unfiltered	5		<9.5	<0.26	<2.8	<0.15	<0.49	<0.46	<0.23	<0.29	<0.29
MW-09	3.30	2085.86	07/10/03	07/22/2003	Unfiltered	3.9		<3.6	<0.33	<1.7	<0.26	<0.37	<0.90	<0.87	<0.34	<0.11
MW-09	6.28	2082.88	06/18/04	06/29/2004	Unfiltered	3.7 Jb		<3.6	<0.33	<1.7	<0.26	<0.37	<0.90	<0.87	<0.34	<0.11
MW-09	0.00	2089.162	05/31/06	06/07/2006	Unfiltered	4.5		<6.1	<0.27	<4.2	<0.47	<0.68	<2.9	<0.62	<0.29	<0.21
MW-09	0.00	0.00	05/29/07	06/13/2007	Unfiltered	2.4 Je		<5	<0.2	<5			<0.2	<0.3		
MW-09	0.00	2089.16	05/13/08	06/02/2008	Unfiltered	5.8		<5	<1	<5			<1	<1		
MW-09	0.25 PSI	2089.74	05/12/09	06/19/2009	Unfiltered	7.0		<5.0	<0.11	<1.2			<0.48	<0.13		
MW-09	0.10 PSI	2089.393	05/17/2010	06/15/2010	Unfiltered	5.6		<5.0	<0.11	<1.2			<0.48	<0.13		
MW-10	NA	NA	NA	03/05/1993	Unfiltered											
MW-10	NA	NA	NA	03/19/1993	Unfiltered											
MW-10	42.22	2134.50	12/05/95	12/15/1995	Unfiltered				<1				<5	<2		
MW-10	46.83	2129.89	04/19/96	04/25/1996	Unfiltered				<0.5				<0.5	<0.5		
MW-10	52.29	2124.43	10/21/96	10/25/1996	Unfiltered				<0.5				<0.5	<1		
MW-10	55.92	2120.80	04/14/97	04/21/1997	Unfiltered				<0.5				<0.5	<1		

Consolidation Data Summary Table - Groundwater
Beaumont Site 1

	Water Level Data					Volatile Organics									
Sample Location	Depth to Water (feet below ground surface)	Groundwater Elevation (feet above mean sea level)	Elevation Date	Sample Date	Filter Status	tert-Butylbenzene -ug/L	Benzene -ug/L	Carbon Disulfide -ug/L	Chlorobenzene -ug/L	2-Chlorotoluene -ug/L	4-Chlorotoluene -ug/L	Chloroethane -ug/L	Chloromethane -ug/L	Carbon Tetrachloride -ug/L	Chloroform -ug/L
MW-07	60.03	2116.485	05/31/06	07/06/2006	Unfiltered	<0.17	<0.26	<1.0	<0.36	<0.24	<0.30	<0.52	<1.8	<0.42	<0.22
MW-07	66.66	2109.855	05/31/07	06/26/2007	Unfiltered		<0.2	<0.2	<0.2			<0.2	<0.2	<0.2	<0.2
MW-07	66.60	2109.92	05/14/08	06/06/2008	Unfiltered		<1	<1	<1			<1	<1	<1	<1
MW-07	71.98	2104.54	05/08/09	06/22/2009	Unfiltered		<0.14	<0.36	<0.23			<0.35	<0.36	<0.15	<0.17
MW-07	73.15	2103.365	05/13/2010	06/15/2010	Unfiltered		<0.14	<0.36	<0.23			<0.35	<0.36	<0.15	0.24 Jq
MW-07	75.83	2100.69	12/17/2010	1/5/2011	Unfiltered		<0.14	<0.36	<0.23			<0.35	<0.36	<0.15	<0.46
MW-08	8.08	2079.71	10/21/96	10/23/1996	Unfiltered				1			<1	<1	<0.5	<0.5
MW-08	14.41	2073.38	05/20/02	05/17/2002	Unfiltered	<0.25	<0.18	<0.48	<0.16	<0.14	<0.22	<0.36	<0.19	<0.25	<0.30
MW-08	16.29	2074.24	07/10/03	07/22/2003	Unfiltered	<0.23	<0.29	<0.28	<0.19	<0.67	<0.16	<0.46	<0.43	<0.40	<0.45
MW-08	17.78	2072.75	06/18/04	06/29/2004	Unfiltered	<0.23	<0.29	<0.28	<0.19	<0.67	<0.16	<0.46	<0.43	<0.40	<0.45
MW-08	11.58	2078.95	06/02/05	06/22/2005	Unfiltered	<0.17	<0.26	<1.0	<0.36	<0.24	<0.30	<0.52	<1.8	<0.42	<0.22
MW-08	10.03	2080.5	05/31/06	06/07/2006	Unfiltered	<0.17	<0.26	<1.0	<0.36	<0.24	<0.30	<0.52	<1.8	<0.42	<0.22
MW-08	13.65	2076.88	05/13/08	06/03/2008	Unfiltered		<1	<1	<1			<1	<1	<1	<1
MW-08	15.46	2075.07	05/17/2010	06/15/2010	Unfiltered		<0.14	<0.36	<0.23			<0.35	<0.36	<0.15	<0.17
MW-09	1.32	2085.00	05/20/02	05/17/2002	Unfiltered	<0.25	<0.18	<0.48	<0.16	<0.14	<0.22	<0.36	<0.19	<0.25	<0.30
MW-09	3.30	2085.86	07/10/03	07/22/2003	Unfiltered	<0.23	<0.29	<0.28	<0.19	<0.67	<0.16	<0.46	<0.43	<0.40	<0.45
MW-09	6.28	2082.88	06/18/04	06/29/2004	Unfiltered	<0.23	<0.29	<0.28	<0.19	<0.67	<0.16	<0.46	<0.43	<0.40	<0.45
MW-09	0.00	2089.162	05/31/06	06/07/2006	Unfiltered	<0.17	<0.26	<1.0	<0.36	<0.24	<0.30	<0.52	<1.8	<0.42	<0.22
MW-09	0.00	0.00	05/29/07	06/13/2007	Unfiltered		<0.2	<0.2	<0.2			<0.2	<0.2	<0.2	<0.2
MW-09	0.00	2089.16	05/13/08	06/02/2008	Unfiltered		<1	<1	<1			<1	<1	<1	<1
MW-09	0.25 PSI	2089.74	05/12/09	06/19/2009	Unfiltered		<0.14	<0.36	<0.23			<0.35	<0.36	<0.15	<0.17
MW-09	0.10 PSI	2089.393	05/17/2010	06/15/2010	Unfiltered		<0.14	<0.36	<0.23			<0.35	<0.36	<0.15	<0.17
MW-10	NA	NA	NA	03/05/1993	Unfiltered										
MW-10	NA	NA	NA	03/19/1993	Unfiltered										
MW-10	42.22	2134.50	12/05/95	12/15/1995	Unfiltered				<2			<2	<2	<0.5	<1
MW-10	46.83	2129.89	04/19/96	04/25/1996	Unfiltered				<0.5			<0.5	<0.5	<0.5	<0.5
MW-10	52.29	2124.43	10/21/96	10/25/1996	Unfiltered				<0.5			<1	<1	<0.5	<0.5
MW-10	55.92	2120.80	04/14/97	04/21/1997	Unfiltered				<0.5			<1	<1	<0.5	<0.5

Consolidation Data Summary Table - Groundwater
Beaumont Site 1

	Water Level Data					Volatile Organics									
Sample Location	Depth to Water (feet below ground surface)	Groundwater Elevation (feet above mean sea level)	Elevation Date	Sample Date	Filter Status	Dibromochloromethane -ug/L	1,2-Dibromo-3-Chloropropane -ug/L	Dibromomethane -ug/L	1,1-Dichloroethane -ug/L	1,2-Dichloroethane -ug/L	1,2-Dichlorobenzene -ug/L	1,3-Dichlorobenzene -ug/L	1,4-Dichlorobenzene -ug/L	1,1-Dichloroethene -ug/L	cis-1,2-Dichloroethene -ug/L
MW-07	60.03	2116.485	05/31/06	07/06/2006	Unfiltered	<0.45	<2.5	<0.42	<0.53	<0.22	<0.24	<0.38	<0.30	1.6 Bk	<0.35
MW-07	66.66	2109.855	05/31/07	06/26/2007	Unfiltered	<0.2			<0.2	<0.2				<0.2	<0.2
MW-07	66.60	2109.92	05/14/08	06/06/2008	Unfiltered	<1			<1	<1				15	<1
MW-07	71.98	2104.54	05/08/09	06/22/2009	Unfiltered	<0.37			0.68	0.78	<0.20	<0.15	<0.072	21	<0.18
MW-07	73.15	2103.365	05/13/2010	06/15/2010	Unfiltered	<0.37			1.0 Jf	1.5 Jf	<0.20	<0.15	<0.072	35 Jf	0.20 Jq
MW-07	75.83	2100.69	12/17/2010	1/5/2011	Unfiltered	<0.37			0.43 Jq	0.74	<0.20	<0.15	<0.072	14	<0.18
MW-08	8.08	2079.71	10/21/96	10/23/1996	Unfiltered	<0.5			<0.5	<0.5	<0.5	<0.5	<0.5	<0.5	
MW-08	14.41	2073.38	05/20/02	05/17/2002	Unfiltered	<0.21	<0.59	<0.20	<0.28	<0.38	<0.099	<0.30	<0.12	<0.56	<0.30
MW-08	16.29	2074.24	07/10/03	07/22/2003	Unfiltered	<0.29	<2.6	<0.46	<0.40	<0.35	<0.29	<0.27	<0.28	<0.32	<0.56
MW-08	17.78	2072.75	06/18/04	06/29/2004	Unfiltered	<0.29	<2.6	<0.46	<0.40	<0.35	<0.29	<0.27	<0.28	<0.32	<0.56
MW-08	11.58	2078.95	06/02/05	06/22/2005	Unfiltered	<0.45	<2.5	<0.42	<0.53	<0.22	<0.24	<0.38	<0.30	<0.31	<0.35
MW-08	10.03	2080.5	05/31/06	06/07/2006	Unfiltered	<0.45	<2.5	<0.42	<0.53	<0.22	<0.24	<0.38	<0.30	<0.31	<0.35
MW-08	13.65	2076.88	05/13/08	06/03/2008	Unfiltered	<1			<1	<1				<1	<1
MW-08	15.46	2075.07	05/17/2010	06/15/2010	Unfiltered	<0.37			<0.098	<0.21	<0.20	<0.15	<0.072	<0.12	<0.18
MW-09	1.32	2085.00	05/20/02	05/17/2002	Unfiltered	<0.21	<0.59	<0.20	<0.28	<0.38	<0.099	<0.30	<0.12	<0.56	<0.30
MW-09	3.30	2085.86	07/10/03	07/22/2003	Unfiltered	<0.29	<2.6	<0.46	<0.40	<0.35	<0.29	<0.27	<0.28	<0.32	<0.56
MW-09	6.28	2082.88	06/18/04	06/29/2004	Unfiltered	<0.29	<2.6	<0.46	<0.40	<0.35	<0.29	<0.27	<0.28	<0.32	<0.56
MW-09	0.00	2089.162	05/31/06	06/07/2006	Unfiltered	<0.45	<2.5	<0.42	<0.53	<0.22	<0.24	<0.38	<0.30	<0.31	<0.35
MW-09	0.00	0.00	05/29/07	06/13/2007	Unfiltered	<0.2			<0.2	<0.2				<0.2	<0.2
MW-09	0.00	2089.16	05/13/08	06/02/2008	Unfiltered	<1			<1	<1				<1	<1
MW-09	0.25 PSI	2089.74	05/12/09	06/19/2009	Unfiltered	<0.37			<0.098	<0.21	<0.20	<0.15	<0.072	<0.12	<0.18
MW-09	0.10 PSI	2089.393	05/17/2010	06/15/2010	Unfiltered	<0.37			<0.098	<0.21	<0.20	<0.15	<0.072	<0.12	<0.18
MW-10	NA	NA	NA	03/05/1993	Unfiltered					<1				17.23	
MW-10	NA	NA	NA	03/19/1993	Unfiltered					<1.6				9.52	
MW-10	42.22	2134.50	12/05/95	12/15/1995	Unfiltered	<1			<1	<1	<3	<2	<2	<2	<1
MW-10	46.83	2129.89	04/19/96	04/25/1996	Unfiltered	<0.5			<0.5	<0.5	<0.5	<0.5	<0.5	1.5	<0.5
MW-10	52.29	2124.43	10/21/96	10/25/1996	Unfiltered	<0.5			<0.5	<0.5	<0.5	<0.5	<0.5	1	
MW-10	55.92	2120.80	04/14/97	04/21/1997	Unfiltered	<0.5			<0.5	<0.5	<0.5	<0.5	<0.5	<0.5	

Consolidation Data Summary Table - Groundwater
Beaumont Site 1

	Water Level Data					Volatile Organics										
Sample Location	Depth to Water (feet below ground surface)	Groundwater Elevation (feet above mean sea level)	Elevation Date	Sample Date	Filter Status	trans-1,2-Dichloroethene -ug/L	1,1-Dichloropropene -ug/L	cis-1,3-Dichloropropene -ug/L	trans-1,3-Dichloropropene -ug/L	1,2-Dichloropropane -ug/L	1,3-Dichloropropane -ug/L	2,2-Dichloropropane -ug/L	1,2-Dibromoethane -ug/L	Dichlorodifluoromethane -ug/L	Ethylbenzene -ug/L	Ethene -ug/L
MW-07	60.03	2116.485	05/31/06	07/06/2006	Unfiltered	<0.29	<0.21	<0.45	<0.31	<0.28	<0.30	<0.40	<0.81	<0.27	<0.17	
MW-07	66.66	2109.855	05/31/07	06/26/2007	Unfiltered	<0.2		<0.2	<0.2	<0.2					<0.2	
MW-07	66.60	2109.92	05/14/08	06/06/2008	Unfiltered	<1		<1	<1	<1					<1	
MW-07	71.98	2104.54	05/08/09	06/22/2009	Unfiltered	<0.10		<0.30	<0.24	<0.19					<0.26	
MW-07	73.15	2103.365	05/13/2010	06/15/2010	Unfiltered	<0.10		<0.30	<0.24	<0.19					<0.26	<0.02
MW-07	75.83	2100.69	12/17/2010	1/5/2011	Unfiltered	<0.10		<0.30	<0.24	<0.19					<0.26	
MW-08	8.08	2079.71	10/21/96	10/23/1996	Unfiltered	<0.5		<0.5	<0.5	<0.5				<0.5		
MW-08	14.41	2073.38	05/20/02	05/17/2002	Unfiltered	<0.37	<0.16	<0.19	<0.25	<0.16	<0.30	<0.28	<0.18	<0.28	<0.12	
MW-08	16.29	2074.24	07/10/03	07/22/2003	Unfiltered	<0.60	<0.55	<0.44	<0.30	<0.40	<0.35	<0.39	<0.51	<0.47	<0.19	
MW-08	17.78	2072.75	06/18/04	06/29/2004	Unfiltered	<0.60	<0.55	<0.44	<0.30	<0.40	<0.35	<0.39	<0.51	<0.47	<0.19	
MW-08	11.58	2078.95	06/02/05	06/22/2005	Unfiltered	<0.29	<0.21	<0.45	<0.31	<0.28	<0.30	<0.40	<0.81	<0.27	<0.17	
MW-08	10.03	2080.5	05/31/06	06/07/2006	Unfiltered	<0.29	<0.21	<0.45	<0.31	<0.28	<0.30	<0.40	<0.81	<0.27	<0.17	
MW-08	13.65	2076.88	05/13/08	06/03/2008	Unfiltered	<1		<1	<1	<1					<1	
MW-08	15.46	2075.07	05/17/2010	06/15/2010	Unfiltered	<0.10		<0.30	<0.24	<0.19					<0.26	<0.02
MW-09	1.32	2085.00	05/20/02	05/17/2002	Unfiltered	<0.37	<0.16	<0.19	<0.25	<0.16	<0.30	<0.28	<0.18	<0.28	<0.12	
MW-09	3.30	2085.86	07/10/03	07/22/2003	Unfiltered	<0.60	<0.55	<0.44	<0.30	<0.40	<0.35	<0.39	<0.51	<0.47	<0.19	
MW-09	6.28	2082.88	06/18/04	06/29/2004	Unfiltered	<0.60	<0.55	<0.44	<0.30	<0.40	<0.35	<0.39	<0.51	<0.47	<0.19	
MW-09	0.00	2089.162	05/31/06	06/07/2006	Unfiltered	<0.29	<0.21	<0.45	<0.31	<0.28	<0.30	<0.40	<0.81	<0.27	<0.17	
MW-09	0.00	0.00	05/29/07	06/13/2007	Unfiltered	<0.2		<0.2	<0.2	<0.2					<0.2	
MW-09	0.00	2089.16	05/13/08	06/02/2008	Unfiltered	<1		<1	<1	<1					<1	
MW-09	0.25 PSI	2089.74	05/12/09	06/19/2009	Unfiltered	<0.10		<0.30	<0.24	<0.19					<0.26	
MW-09	0.10 PSI	2089.393	05/17/2010	06/15/2010	Unfiltered	<0.10		<0.30	<0.24	<0.19					<0.26	0.03 Jq
MW-10	NA	NA	NA	03/05/1993	Unfiltered											
MW-10	NA	NA	NA	03/19/1993	Unfiltered											
MW-10	42.22	2134.50	12/05/95	12/15/1995	Unfiltered	<1		<0.5	<2	<1				<5		
MW-10	46.83	2129.89	04/19/96	04/25/1996	Unfiltered	<0.5		<0.5	<0.5	<0.5						
MW-10	52.29	2124.43	10/21/96	10/25/1996	Unfiltered	<0.5		<0.5	<0.5	<0.5				<0.5		
MW-10	55.92	2120.80	04/14/97	04/21/1997	Unfiltered	<0.5		<0.5	<0.5	<0.5				<0.5		

Consolidation Data Summary Table - Groundwater
Beaumont Site 1

	Water Level Data					Volatile Organics										
Sample Location	Depth to Water (feet below ground surface)	Groundwater Elevation (feet above mean sea level)	Elevation Date	Sample Date	Filter Status	Ethane -ug/L	Hexachlorobutadiene -ug/L	2-Hexanone -ug/L	p-Isopropyltoluene -ug/L	Isopropylbenzene -ug/L	Methane -ug/L	4-Methyl-2-Pentanone -ug/L	Methyl tert-butyl ether (MTBE) -ug/L	Methylene Chloride -ug/L	Naphthalene -ug/L	n-Propylbenzene -ug/L
MW-07	60.03	2116.485	05/31/06	07/06/2006	Unfiltered			<1.9	<0.21	<0.24		<2.4	<0.29	3.1 BJkq	<0.95	<0.30
MW-07	66.66	2109.855	05/31/07	06/26/2007	Unfiltered			<5				<5	<0.2	<0.5		
MW-07	66.60	2109.92	05/14/08	06/06/2008	Unfiltered			<5				<5	<1	1.1 BJakq		
MW-07	71.98	2104.54	05/08/09	06/22/2009	Unfiltered			<1.2				<0.95	<0.29	<0.15		
MW-07	73.15	2103.365	05/13/2010	06/15/2010	Unfiltered	<0.01		<1.2			3 Jf	<0.95	<0.29	<0.15		
MW-07	75.83	2100.69	12/17/2010	1/5/2011	Unfiltered			<1.2				<0.95	<0.43	0.32 BJkq		
MW-08	8.08	2079.71	10/21/96	10/23/1996	Unfiltered									<2		
MW-08	14.41	2073.38	05/20/02	05/17/2002	Unfiltered		<0.26		<0.23	<0.19		<0.15	<0.30	5 Bak	<0.090	<0.28
MW-08	16.29	2074.24	07/10/03	07/22/2003	Unfiltered			<2.5	<0.17	<0.17		<2.6	<0.28	<1.7	<0.56	<0.24
MW-08	17.78	2072.75	06/18/04	06/29/2004	Unfiltered			<2.5	<0.17	<0.17		<2.6	<0.28	<1.7	<0.56	<0.24
MW-08	11.58	2078.95	06/02/05	06/22/2005	Unfiltered			<1.9	<0.21	<0.24		<2.4	<0.29	<2.6	<0.95	<0.30
MW-08	10.03	2080.5	05/31/06	06/07/2006	Unfiltered			<1.9	<0.21	<0.24		<2.4	<0.29	65 Bak	<0.95	<0.30
MW-08	13.65	2076.88	05/13/08	06/03/2008	Unfiltered			<5				<5	<1	<1		
MW-08	15.46	2075.07	05/17/2010	06/15/2010	Unfiltered	<0.01		<1.2			0.25	<0.95	<0.29	<0.15		
MW-09	1.32	2085.00	05/20/02	05/17/2002	Unfiltered		<0.26		<0.23	<0.19		<0.15	<0.30	4 BJakq	<0.090	<0.28
MW-09	3.30	2085.86	07/10/03	07/22/2003	Unfiltered			<2.5	<0.17	<0.17		<2.6	<0.28	<1.7	<0.56	<0.24
MW-09	6.28	2082.88	06/18/04	06/29/2004	Unfiltered			<2.5	<0.17	<0.17		<2.6	<0.28	<1.7	<0.56	<0.24
MW-09	0.00	2089.162	05/31/06	06/07/2006	Unfiltered			<1.9	<0.21	<0.24		<2.4	<0.29	64 Bak	<0.95	<0.30
MW-09	0.00	0.00	05/29/07	06/13/2007	Unfiltered			<5				<5	<0.2	<0.5		
MW-09	0.00	2089.16	05/13/08	06/02/2008	Unfiltered			<5				<5	<1	<1		
MW-09	0.25 PSI	2089.74	05/12/09	06/19/2009	Unfiltered			<1.2				<0.95	<0.29	<0.15		
MW-09	0.10 PSI	2089.393	05/17/2010	06/15/2010	Unfiltered	<0.01		<1.2			0.62	<0.95	<0.29	<0.15		
MW-10	NA	NA	NA	03/05/1993	Unfiltered											
MW-10	NA	NA	NA	03/19/1993	Unfiltered											
MW-10	42.22	2134.50	12/05/95	12/15/1995	Unfiltered									<2		
MW-10	46.83	2129.89	04/19/96	04/25/1996	Unfiltered									<2		
MW-10	52.29	2124.43	10/21/96	10/25/1996	Unfiltered									<2		
MW-10	55.92	2120.80	04/14/97	04/21/1997	Unfiltered									<2		

Consolidation Data Summary Table - Groundwater
Beaumont Site 1

	Water Level Data						Volatile Organics									
Sample Location	Depth to Water (feet below ground surface)	Groundwater Elevation (feet above mean sea level)	Elevation Date	Sample Date	Filter Status	Styrene -ug/L	Toluene -ug/L	1,1,1,2-Tetrachloroethane -ug/L	1,1,1-Trichloroethane -ug/L	1,1,2-Trichloroethane -ug/L	1,2,3-Trichlorobenzene -ug/L	1,2,4-Trichlorobenzene -ug/L	Trichloroethene -ug/L	1,2,3-Trichloropropane -ug/L	Trichlorofluoromethane -ug/L	1,1,2-Trichloro-1,2,2-Trifluoroethane -ug/L
MW-07	60.03	2116.485	05/31/06	07/06/2006	Unfiltered	<0.29	<0.35	<0.37	<0.32	<0.54	<0.39	<0.35	3.8 Bk	<2.3	<0.36	<0.54
MW-07	66.66	2109.855	05/31/07	06/26/2007	Unfiltered	<0.2	<0.2		<0.2	<0.2			0.57 Jq			
MW-07	66.60	2109.92	05/14/08	06/06/2008	Unfiltered	<1	<1		<1	<1			48			
MW-07	71.98	2104.54	05/08/09	06/22/2009	Unfiltered	<0.22	<0.22		<0.12 Jq	<0.31			51		<0.16	
MW-07	73.15	2103.365	05/13/2010	06/15/2010	Unfiltered	<0.22	<0.22		0.40 Jq	0.40 Jq			89 Jf	<0.29	<0.16	
MW-07	75.83	2100.69	12/17/2010	1/5/2011	Unfiltered	<0.22	<0.22		0.16 Jq	<0.31			42	<0.29	<0.16	
MW-08	8.08	2079.71	10/21/96	10/23/1996	Unfiltered				<0.5	<0.5			<0.5		<0.5	
MW-08	14.41	2073.38	05/20/02	05/17/2002	Unfiltered	<0.12	<0.16	<0.27	<0.33	<0.34	<0.30	<0.37	<0.18	<0.46	<0.22	
MW-08	16.29	2074.24	07/10/03	07/22/2003	Unfiltered	<0.14	<0.35	<0.45	<0.46	<0.42	<0.40	<0.28	<0.48	<2.0	<0.27	
MW-08	17.78	2072.75	06/18/04	06/29/2004	Unfiltered	<0.14	<0.35	<0.45	<0.46	<0.42	<0.40	<0.28	<0.48	<0.81	<0.27	<0.70
MW-08	11.58	2078.95	06/02/05	06/22/2005	Unfiltered	<0.29	<0.35	<0.37	<0.32	<0.54	<0.39	<0.35	<0.30	<2.3	<0.36	<0.54
MW-08	10.03	2080.5	05/31/06	06/07/2006	Unfiltered	<0.29	<0.35	<0.37	<0.32	<0.54	<0.39	<0.35	<0.30	<2.3	<0.36	<0.54
MW-08	13.65	2076.88	05/13/08	06/03/2008	Unfiltered	<1	<1		<1	<1			<1			
MW-08	15.46	2075.07	05/17/2010	06/15/2010	Unfiltered	<0.22	<0.22		<0.12	<0.31			<0.17	<0.29	<0.16	
MW-09	1.32	2085.00	05/20/02	05/17/2002	Unfiltered	<0.12	<0.16	<0.27	<0.33	<0.34	<0.30	<0.37	<0.18	<0.46	<0.22	
MW-09	3.30	2085.86	07/10/03	07/22/2003	Unfiltered	<0.14	<0.35	<0.45	<0.46	<0.42	<0.40	<0.28	<0.48	<2.0	<0.27	
MW-09	6.28	2082.88	06/18/04	06/29/2004	Unfiltered	<0.14	<0.35	<0.45	<0.46	<0.42	<0.40	<0.28	<0.48	<0.81	<0.27	<0.70
MW-09	0.00	2089.162	05/31/06	06/07/2006	Unfiltered	<0.29	<0.35	<0.37	<0.32	<0.54	<0.39	<0.35	<0.30	<2.3	<0.36	<0.54
MW-09	0.00	0.00	05/29/07	06/13/2007	Unfiltered	<0.2	<0.2		<0.2	<0.2			<0.2			
MW-09	0.00	2089.16	05/13/08	06/02/2008	Unfiltered	<1	<1		<1	<1			<1			
MW-09	0.25 PSI	2089.74	05/12/09	06/19/2009	Unfiltered	<0.22	<0.22		<0.12	<0.31			<0.17		<0.16	
MW-09	0.10 PSI	2089.393	05/17/2010	06/15/2010	Unfiltered	<0.22	<0.22		<0.12	<0.31			<0.17	<0.29	<0.16	
MW-10	NA	NA	NA	03/05/1993	Unfiltered				<3				<2.81			
MW-10	NA	NA	NA	03/19/1993	Unfiltered				<1				4			
MW-10	42.22	2134.50	12/05/95	12/15/1995	Unfiltered				<1	<0.5			<2		<5	
MW-10	46.83	2129.89	04/19/96	04/25/1996	Unfiltered				<0.5	<0.5			1.5		<0.5	<0.5
MW-10	52.29	2124.43	10/21/96	10/25/1996	Unfiltered				<0.5	<0.5			1.8		<0.5	
MW-10	55.92	2120.80	04/14/97	04/21/1997	Unfiltered				<0.5	<0.5			<0.5		<0.5	

Consolidation Data Summary Table - Groundwater
Beaumont Site 1

	Water Level Data					Volatile Organics							
Sample Location	Depth to Water (feet below ground surface)	Groundwater Elevation (feet above mean sea level)	Elevation Date	Sample Date	Filter Status	1,2,4-Trimethylbenzene -ug/L	1,3,5-Trimethylbenzene -ug/L	1,1,2,2-Tetrachloroethane -ug/L	Tetrachloroethene (PCE) -ug/L	Vinyl Acetate -ug/L	Vinyl Chloride -ug/L	m,p-Xylenes -ug/L	o-Xylene -ug/L
MW-07	60.03	2116.485	05/31/06	07/06/2006	Unfiltered	<0.26	<0.19	<0.37	<0.29	<3.2	<0.33	<0.38	<0.21
MW-07	66.66	2109.855	05/31/07	06/26/2007	Unfiltered			<0.2	<0.2		<0.2	<0.5	<0.2
MW-07	66.60	2109.92	05/14/08	06/06/2008	Unfiltered			<1	<1		<1	<2	<1
MW-07	71.98	2104.54	05/08/09	06/22/2009	Unfiltered			<0.29	<0.17 Jq	<0.48	<0.13	<0.36	<0.41
MW-07	73.15	2103.365	05/13/2010	06/15/2010	Unfiltered			<0.29	0.26 Jq	<0.48	<0.13	<0.36	<0.41
MW-07	75.83	2100.69	12/17/2010	1/5/2011	Unfiltered			<0.29	<0.23	<0.48	<0.13	<0.36	<0.41
MW-08	8.08	2079.71	10/21/96	10/23/1996	Unfiltered			<0.5	<0.5		<0.5		
MW-08	14.41	2073.38	05/20/02	05/17/2002	Unfiltered	<0.20	<0.15	<0.22	<0.21		<0.44	<0.31	<0.088
MW-08	16.29	2074.24	07/10/03	07/22/2003	Unfiltered	<0.22	<0.11	<0.19	<0.20	<3.6	<0.35	<0.17	<0.16
MW-08	17.78	2072.75	06/18/04	06/29/2004	Unfiltered	<0.22	<0.11	<0.19	<0.20	<3.6	<0.35	<0.17	<0.16
MW-08	11.58	2078.95	06/02/05	06/22/2005	Unfiltered	<0.26	<0.19	<0.37	<0.29	<3.2	<0.33	<0.38	<0.21
MW-08	10.03	2080.5	05/31/06	06/07/2006	Unfiltered	<0.26	<0.19	<0.37	<0.29	<3.2	<0.33	<0.38	<0.21
MW-08	13.65	2076.88	05/13/08	06/03/2008	Unfiltered			<1	<1		<1	<2	<1
MW-08	15.46	2075.07	05/17/2010	06/15/2010	Unfiltered			<0.29	<0.17	<0.48	<0.13	<0.36	<0.41
MW-09	1.32	2085.00	05/20/02	05/17/2002	Unfiltered	<0.20	<0.15	<0.22	<0.21		<0.44	<0.31	<0.088
MW-09	3.30	2085.86	07/10/03	07/22/2003	Unfiltered	<0.22	<0.11	<0.19	<0.20	<3.6	<0.35	<0.17	<0.16
MW-09	6.28	2082.88	06/18/04	06/29/2004	Unfiltered	<0.22	<0.11	<0.19	<0.20	<3.6	<0.35	<0.17	<0.16
MW-09	0.00	2089.162	05/31/06	06/07/2006	Unfiltered	<0.26	<0.19	<0.37	<0.29	<3.2	<0.33	<0.38	<0.21
MW-09	0.00	0.00	05/29/07	06/13/2007	Unfiltered			<0.2	<0.2		<0.2	<0.5	<0.2
MW-09	0.00	2089.16	05/13/08	06/02/2008	Unfiltered			<1	<1		<1	<2	<1
MW-09	0.25 PSI	2089.74	05/12/09	06/19/2009	Unfiltered			<0.29	<0.17	<0.48	<0.13	<0.36	<0.41
MW-09	0.10 PSI	2089.393	05/17/2010	06/15/2010	Unfiltered			<0.29	<0.17	<0.48	<0.13	<0.36	<0.41
MW-10	NA	NA	NA	03/05/1993	Unfiltered				<1				
MW-10	NA	NA	NA	03/19/1993	Unfiltered				<3				
MW-10	42.22	2134.50	12/05/95	12/15/1995	Unfiltered			<1	<2		<1		
MW-10	46.83	2129.89	04/19/96	04/25/1996	Unfiltered			<0.5	<0.5		<0.5		
MW-10	52.29	2124.43	10/21/96	10/25/1996	Unfiltered			<0.5	<0.5		<0.5		
MW-10	55.92	2120.80	04/14/97	04/21/1997	Unfiltered			<0.5	<0.5		<0.5		

Consolidation Data Summary Table - Groundwater
Beaumont Site 1

	Water Level Data					Volatile Organics										
Sample Location	Depth to Water (feet below ground surface)	Groundwater Elevation (feet above mean sea level)	Elevation Date	Sample Date	Filter Status	1,4-Dioxane -ug/L	N-Nitrosodimethylamine -ng/L	Acetone -ug/L	Bromodichloromethane -ug/L	2-Butanone -ug/L	Bromobenzene -ug/L	Bromochloromethane -ug/L	Bromomethane -ug/L	Bromoform -ug/L	n-Butylbenzene -ug/L	sec-Butylbenzene -ug/L
MW-10	59.14	2117.58	10/22/97	10/23/1997	Unfiltered				<0.5				<0.5	<1		
MW-10	54.00	2122.72	04/21/98	04/23/1998	Unfiltered				<0.5				<0.5	<0.5		
MW-10	45.74	2130.98	10/13/98	10/15/1998	Unfiltered				<0.5				<0.5	<0.5		
MW-10	49.04	2127.68	04/08/99	04/13/1999	Unfiltered				<0.5				<2	<2		
MW-10	54.15	2122.57	10/26/99	11/01/1999	Unfiltered				ND				ND	ND		
MW-10	62.68	2114.04	12/04/00	12/08/2000	Unfiltered				<1				<1	<1		
MW-10	68.55	2108.17	10/31/01	11/05/2001	Unfiltered				<1				<1	<1		
MW-10	71.95	2104.77	05/20/02	05/17/2002	Unfiltered	<0.5										
MW-10	71.95	2104.77	05/20/02	05/21/2002	Unfiltered											
MW-11	NA	NA	NA	03/02/1993	Unfiltered											
MW-11	33.26	2086.64	12/04/95	12/15/1995	Unfiltered				<1				<5	<2		
MW-11	33.78	2086.12	04/18/96	04/26/1996	Unfiltered				<0.5				<0.5	<0.5		
MW-11	35.14	2084.76	10/21/96	10/22/1996	Unfiltered				<0.5				<0.5	<1		
MW-11	35.28	2084.62	04/14/97	04/15/1997	Unfiltered				<0.5				<0.5	<1		
MW-11	36.72	2083.18	10/20/97	10/27/1997	Unfiltered				<0.5				<0.5	<1		
MW-11	36.02	2083.88	04/21/98	04/23/1998	Unfiltered				<0.5				<0.5	<0.5		
MW-11	35.31	2084.59	10/13/98	10/15/1998	Unfiltered				<0.5				<0.5	<0.5		
MW-11	35.04	2084.86	04/05/99	04/15/1999	Unfiltered				<0.5				<2	<2		
MW-11	36.31	2083.59	10/25/99	10/26/1999	Unfiltered				<0.5				<2	<2		
MW-11	36.97	2082.93	05/04/00	05/08/2000	Unfiltered				<0.5				<2	<2		
MW-11	38.48	2081.42	12/04/00	12/05/2000	Unfiltered				<1				<1	<1		
MW-11	40.30	2079.60	10/31/01	11/05/2001	Unfiltered				<1				<1	<1		
MW-11	41.56	2078.34	05/20/02	05/17/2002	Unfiltered	<0.5										
MW-11	41.56	2078.34	05/20/02	05/21/2002	Unfiltered											
MW-11	45.81	2076.80	06/18/04	06/30/2004	Unfiltered	<1.1		<3.6	<0.33	<1.7	<0.26	<0.37	<0.90	<0.87	<0.34	<0.11
MW-11	42.28	2080.33	05/30/06	06/19/2006	Unfiltered	<0.40		9.8 BJkq	<0.27	<4.2	<0.47	<0.68	<2.9	<0.62	<0.29	<0.21
MW-11	43.28	2079.33	05/12/08	06/04/2008	Unfiltered	<0.56		<5	<1	<5			<1	<1		
MW-11	44.9	2077.709	05/14/2010	06/16/2010	Unfiltered	<0.10		<5.0	<0.11	<1.2			<0.48	<0.13		

Consolidation Data Summary Table - Groundwater
Beaumont Site 1

	Water Level Data					Volatile Organics									
Sample Location	Depth to Water (feet below ground surface)	Groundwater Elevation (feet above mean sea level)	Elevation Date	Sample Date	Filter Status	tert-Butylbenzene -ug/L	Benzene -ug/L	Carbon Disulfide -ug/L	Chlorobenzene -ug/L	2-Chlorotoluene -ug/L	4-Chlorotoluene -ug/L	Chloroethane -ug/L	Chloromethane -ug/L	Carbon Tetrachloride -ug/L	Chloroform -ug/L
MW-10	59.14	2117.58	10/22/97	10/23/1997	Unfiltered				<0.5			<1	<1	<0.5	1.1
MW-10	54.00	2122.72	04/21/98	04/23/1998	Unfiltered				<0.5			<0.5	<0.5	<0.5	<0.5
MW-10	45.74	2130.98	10/13/98	10/15/1998	Unfiltered				<0.5			<0.5	<0.5	<0.5	<0.5
MW-10	49.04	2127.68	04/08/99	04/13/1999	Unfiltered				<0.5			<2	<2	<0.5	<0.5
MW-10	54.15	2122.57	10/26/99	11/01/1999	Unfiltered				ND			ND	ND	ND	ND
MW-10	62.68	2114.04	12/04/00	12/08/2000	Unfiltered				<0.5			<1	<1	<0.5	<0.5
MW-10	68.55	2108.17	10/31/01	11/05/2001	Unfiltered				<0.5			<1	<1	<0.5	<1
MW-10	71.95	2104.77	05/20/02	05/17/2002	Unfiltered										
MW-10	71.95	2104.77	05/20/02	05/21/2002	Unfiltered									<0.5	<1
MW-11	NA	NA	NA	03/02/1993	Unfiltered										
MW-11	33.26	2086.64	12/04/95	12/15/1995	Unfiltered				<2			<2	<2	<0.5	<1
MW-11	33.78	2086.12	04/18/96	04/26/1996	Unfiltered				<0.5			<0.5	<0.5	<0.5	<0.5
MW-11	35.14	2084.76	10/21/96	10/22/1996	Unfiltered				<0.5			<1	<1	<0.5	<0.5
MW-11	35.28	2084.62	04/14/97	04/15/1997	Unfiltered				<0.5			<1	<1	<0.5	<0.5
MW-11	36.72	2083.18	10/20/97	10/27/1997	Unfiltered				<0.5			<1	<1	<0.5	<0.5
MW-11	36.02	2083.88	04/21/98	04/23/1998	Unfiltered				<0.5			<0.5	<0.5	<0.5	<0.5
MW-11	35.31	2084.59	10/13/98	10/15/1998	Unfiltered				<0.5			<0.5	<0.5	<0.5	<0.5
MW-11	35.04	2084.86	04/05/99	04/15/1999	Unfiltered				<0.5			<2	<2	<0.5	<0.5
MW-11	36.31	2083.59	10/25/99	10/26/1999	Unfiltered				<0.5			<2	<2	<0.5	<0.5
MW-11	36.97	2082.93	05/04/00	05/08/2000	Unfiltered				<0.5			<2	<2	<0.5	<0.5
MW-11	38.48	2081.42	12/04/00	12/05/2000	Unfiltered				<0.5			<1	<1	<0.5	<1
MW-11	40.30	2079.60	10/31/01	11/05/2001	Unfiltered				<0.5			<1	<1	<0.5	<1
MW-11	41.56	2078.34	05/20/02	05/17/2002	Unfiltered										
MW-11	41.56	2078.34	05/20/02	05/21/2002	Unfiltered									<0.5	<1
MW-11	45.81	2076.80	06/18/04	06/30/2004	Unfiltered	<0.23	<0.29	<0.28	<0.19	<0.67	<0.16	<0.46	<0.43	<0.40	<0.45
MW-11	42.28	2080.33	05/30/06	06/19/2006	Unfiltered	<0.17	<0.26	<1.0	<0.36	<0.24	<0.30	<0.52	<1.8	<0.42	<0.22
MW-11	43.28	2079.33	05/12/08	06/04/2008	Unfiltered		<1	<1	<1			<1	<1	<1	<1
MW-11	44.9	2077.709	05/14/2010	06/16/2010	Unfiltered		<0.14	<0.36	<0.23			<0.35	<0.36	<0.15	<0.17

Consolidation Data Summary Table - Groundwater
Beaumont Site 1

	Water Level Data					Volatile Organics									
Sample Location	Depth to Water (feet below ground surface)	Groundwater Elevation (feet above mean sea level)	Elevation Date	Sample Date	Filter Status	Dibromochloromethane -ug/L	1,2-Dibromo-3-Chloropropane -ug/L	Dibromomethane -ug/L	1,1-Dichloroethane -ug/L	1,2-Dichloroethane -ug/L	1,2-Dichlorobenzene -ug/L	1,3-Dichlorobenzene -ug/L	1,4-Dichlorobenzene -ug/L	1,1-Dichloroethene -ug/L	cis-1,2-Dichloroethene -ug/L
MW-10	59.14	2117.58	10/22/97	10/23/1997	Unfiltered	<0.5			1.4	4.8	<0.5	<0.5	<0.5	98.5	
MW-10	54.00	2122.72	04/21/98	04/23/1998	Unfiltered	<0.5			<0.5	<0.5	<0.5	<0.5	<0.5	<0.5	
MW-10	45.74	2130.98	10/13/98	10/15/1998	Unfiltered	<0.5			<0.5	<0.5	<0.5	<0.5	<0.5	<0.5	
MW-10	49.04	2127.68	04/08/99	04/13/1999	Unfiltered	<0.5			<0.5	<0.5	<1	<1	<1	<2	<0.5
MW-10	54.15	2122.57	10/26/99	11/01/1999	Unfiltered	ND			ND	ND	ND	ND	ND	ND	ND
MW-10	62.68	2114.04	12/04/00	12/08/2000	Unfiltered	<1			<0.5	<0.5	<0.5	<0.5	<0.5	0.7	<0.5
MW-10	68.55	2108.17	10/31/01	11/05/2001	Unfiltered	<1			<0.5	<0.5	<0.5	<0.5	<0.5	<0.5	<0.5
MW-10	71.95	2104.77	05/20/02	05/17/2002	Unfiltered										
MW-10	71.95	2104.77	05/20/02	05/21/2002	Unfiltered				<1	<0.5				<1	<1
MW-11	NA	NA	NA	03/02/1993	Unfiltered					<1.6				<3	
MW-11	33.26	2086.64	12/04/95	12/15/1995	Unfiltered	<1			<1	<1	<3	<2	<2	<2	<1
MW-11	33.78	2086.12	04/18/96	04/26/1996	Unfiltered	<0.5			<0.5	<0.5	<0.5	<0.5	<0.5	<0.5	<0.5
MW-11	35.14	2084.76	10/21/96	10/22/1996	Unfiltered	<0.5			<0.5	<0.5	<0.5	<0.5	<0.5	<0.5	
MW-11	35.28	2084.62	04/14/97	04/15/1997	Unfiltered	<0.5			<0.5	<0.5	<0.5	<0.5	<0.5	<0.5	
MW-11	36.72	2083.18	10/20/97	10/27/1997	Unfiltered	<0.5			<0.5	<0.5	<0.5	<0.5	<0.5	0.8	
MW-11	36.02	2083.88	04/21/98	04/23/1998	Unfiltered	<0.5			<0.5	<0.5	<0.5	<0.5	<0.5	<0.5	
MW-11	35.31	2084.59	10/13/98	10/15/1998	Unfiltered	<0.5			<0.5	<0.5	<0.5	<0.5	<0.5	<0.5	
MW-11	35.04	2084.86	04/05/99	04/15/1999	Unfiltered	<0.5			<0.5	<0.5	<1	<1	<1	<2	<0.5
MW-11	36.31	2083.59	10/25/99	10/26/1999	Unfiltered	<0.5			<0.5	<0.5	<1	<1	<1	<2	<0.5
MW-11	36.97	2082.93	05/04/00	05/08/2000	Unfiltered	<0.5			<0.5	<0.5	<1	<1	<1	<2	<0.5
MW-11	38.48	2081.42	12/04/00	12/05/2000	Unfiltered	<1			<0.5	<0.5	<0.5	<0.5	<0.5	<0.5	<0.5
MW-11	40.30	2079.60	10/31/01	11/05/2001	Unfiltered	<1			<0.5	<0.5	<0.5	<0.5	<0.5	<0.5	<0.5
MW-11	41.56	2078.34	05/20/02	05/17/2002	Unfiltered										
MW-11	41.56	2078.34	05/20/02	05/21/2002	Unfiltered				<1	<0.5				<1	<1
MW-11	45.81	2076.80	06/18/04	06/30/2004	Unfiltered	<0.29	<2.6	<0.46	<0.40	<0.35	<0.29	<0.27	<0.28	<0.32	<0.56
MW-11	42.28	2080.33	05/30/06	06/19/2006	Unfiltered	<0.45	<2.5	<0.42	<0.53	<0.22	<0.24	<0.38	<0.30	<0.31	<0.35
MW-11	43.28	2079.33	05/12/08	06/04/2008	Unfiltered	<1			<1	<1				<1	<1
MW-11	44.9	2077.709	05/14/2010	06/16/2010	Unfiltered	<0.37			<0.098	<0.21	<0.20	<0.15	<0.072	<0.12	<0.18

Consolidation Data Summary Table - Groundwater
Beaumont Site 1

	Water Level Data					Volatile Organics										
Sample Location	Depth to Water (feet below ground surface)	Groundwater Elevation (feet above mean sea level)	Elevation Date	Sample Date	Filter Status	trans-1,2-Dichloroethene -ug/L	1,1-Dichloropropene -ug/L	cis-1,3-Dichloropropene -ug/L	trans-1,3-Dichloropropene -ug/L	1,2-Dichloropropane -ug/L	1,3-Dichloropropane -ug/L	2,2-Dichloropropane -ug/L	1,2-Dibromoethane -ug/L	Dichlorodifluoromethane -ug/L	Ethylbenzene -ug/L	Ethene -ug/L
MW-10	59.14	2117.58	10/22/97	10/23/1997	Unfiltered	<0.5		<0.5	<0.5	<0.5				<0.5		
MW-10	54.00	2122.72	04/21/98	04/23/1998	Unfiltered	<0.5		<0.5	<0.5	<0.5				<0.5		
MW-10	45.74	2130.98	10/13/98	10/15/1998	Unfiltered	<0.5		<0.5	<0.5	<0.5				<0.5		
MW-10	49.04	2127.68	04/08/99	04/13/1999	Unfiltered	<0.5		<0.5	<0.5	<0.5				<2		
MW-10	54.15	2122.57	10/26/99	11/01/1999	Unfiltered	ND		ND	ND	ND				ND		
MW-10	62.68	2114.04	12/04/00	12/08/2000	Unfiltered	<0.5		<0.5	<0.5	<0.5				<1		
MW-10	68.55	2108.17	10/31/01	11/05/2001	Unfiltered	<0.5		<0.5	<0.5	<0.5				<1		
MW-10	71.95	2104.77	05/20/02	05/17/2002	Unfiltered											
MW-10	71.95	2104.77	05/20/02	05/21/2002	Unfiltered	<1										
MW-11	NA	NA	NA	03/02/1993	Unfiltered											
MW-11	33.26	2086.64	12/04/95	12/15/1995	Unfiltered	<1		<0.5	<2	<1				<5		
MW-11	33.78	2086.12	04/18/96	04/26/1996	Unfiltered	<0.5		<0.5	<0.5	<0.5						
MW-11	35.14	2084.76	10/21/96	10/22/1996	Unfiltered	<0.5		<0.5	<0.5	<0.5				<0.5		
MW-11	35.28	2084.62	04/14/97	04/15/1997	Unfiltered	<0.5		<0.5	<0.5	<0.5				<0.5		
MW-11	36.72	2083.18	10/20/97	10/27/1997	Unfiltered	<0.5		<0.5	<0.5	<0.5				<0.5		
MW-11	36.02	2083.88	04/21/98	04/23/1998	Unfiltered	<0.5		<0.5	<0.5	<0.5				<0.5		
MW-11	35.31	2084.59	10/13/98	10/15/1998	Unfiltered	<0.5		<0.5	<0.5	<0.5				<0.5		
MW-11	35.04	2084.86	04/05/99	04/15/1999	Unfiltered	<0.5		<0.5	<0.5	<0.5				<2		
MW-11	36.31	2083.59	10/25/99	10/26/1999	Unfiltered	<0.5		<0.5	<0.5	<0.5				<2		
MW-11	36.97	2082.93	05/04/00	05/08/2000	Unfiltered	<0.5		<0.5	<0.5	<0.5				<2		
MW-11	38.48	2081.42	12/04/00	12/05/2000	Unfiltered	<0.5		<0.5	<0.5	<0.5				<1		
MW-11	40.30	2079.60	10/31/01	11/05/2001	Unfiltered	<0.5		<0.5	<0.5	<0.5				<1		
MW-11	41.56	2078.34	05/20/02	05/17/2002	Unfiltered											
MW-11	41.56	2078.34	05/20/02	05/21/2002	Unfiltered	<1										
MW-11	45.81	2076.80	06/18/04	06/30/2004	Unfiltered	<0.60	<0.55	<0.44	<0.30	<0.40	<0.35	<0.39	<0.51	<0.47	<0.19	
MW-11	42.28	2080.33	05/30/06	06/19/2006	Unfiltered	<0.29	<0.21	<0.45	<0.31	<0.28	<0.30	<0.40	<0.81	<0.27	<0.17	
MW-11	43.28	2079.33	05/12/08	06/04/2008	Unfiltered	<1		<1	<1	<1					<1	
MW-11	44.9	2077.709	05/14/2010	06/16/2010	Unfiltered	<0.10		<0.30	<0.24	<0.19					<0.26	<0.02

Consolidation Data Summary Table - Groundwater
Beaumont Site 1

	Water Level Data					Volatile Organics										
Sample Location	Depth to Water (feet below ground surface)	Groundwater Elevation (feet above mean sea level)	Elevation Date	Sample Date	Filter Status	Ethane -ug/L	Hexachlorobutadiene -ug/L	2-Hexanone -ug/L	p-Isopropyltoluene -ug/L	Isopropylbenzene -ug/L	Methane -ug/L	4-Methyl-2-Pentanone -ug/L	Methyl tert-butyl ether (MTBE) -ug/L	Methylene Chloride -ug/L	Naphthalene -ug/L	n-Propylbenzene -ug/L
MW-10	59.14	2117.58	10/22/97	10/23/1997	Unfiltered									<2		
MW-10	54.00	2122.72	04/21/98	04/23/1998	Unfiltered									<0.5		
MW-10	45.74	2130.98	10/13/98	10/15/1998	Unfiltered									<0.5		
MW-10	49.04	2127.68	04/08/99	04/13/1999	Unfiltered									<2		
MW-10	54.15	2122.57	10/26/99	11/01/1999	Unfiltered									ND		
MW-10	62.68	2114.04	12/04/00	12/08/2000	Unfiltered									<2		
MW-10	68.55	2108.17	10/31/01	11/05/2001	Unfiltered									<2		
MW-10	71.95	2104.77	05/20/02	05/17/2002	Unfiltered											
MW-10	71.95	2104.77	05/20/02	05/21/2002	Unfiltered									<0.5		
MW-11	NA	NA	NA	03/02/1993	Unfiltered											
MW-11	33.26	2086.64	12/04/95	12/15/1995	Unfiltered									<2		
MW-11	33.78	2086.12	04/18/96	04/26/1996	Unfiltered									<2		
MW-11	35.14	2084.76	10/21/96	10/22/1996	Unfiltered									<2		
MW-11	35.28	2084.62	04/14/97	04/15/1997	Unfiltered									<2		
MW-11	36.72	2083.18	10/20/97	10/27/1997	Unfiltered									<2		
MW-11	36.02	2083.88	04/21/98	04/23/1998	Unfiltered									<0.5		
MW-11	35.31	2084.59	10/13/98	10/15/1998	Unfiltered									<0.5		
MW-11	35.04	2084.86	04/05/99	04/15/1999	Unfiltered									<2		
MW-11	36.31	2083.59	10/25/99	10/26/1999	Unfiltered									<2		
MW-11	36.97	2082.93	05/04/00	05/08/2000	Unfiltered									<2		
MW-11	38.48	2081.42	12/04/00	12/05/2000	Unfiltered									<2		
MW-11	40.30	2079.60	10/31/01	11/05/2001	Unfiltered									<2		
MW-11	41.56	2078.34	05/20/02	05/17/2002	Unfiltered											
MW-11	41.56	2078.34	05/20/02	05/21/2002	Unfiltered									<0.5		
MW-11	45.81	2076.80	06/18/04	06/30/2004	Unfiltered			<2.5	<0.17	<0.17		<2.6	<0.28	<1.7	<0.56	<0.24
MW-11	42.28	2080.33	05/30/06	06/19/2006	Unfiltered			<1.9	<0.21	<0.24		<2.4	<0.29	3.1 BJakq	<0.95	<0.30
MW-11	43.28	2079.33	05/12/08	06/04/2008	Unfiltered			<5				<5	<1	<1		
MW-11	44.9	2077.709	05/14/2010	06/16/2010	Unfiltered	<0.01		<1.2			0.03 Jq	<0.95	<0.29	<0.15		

Consolidation Data Summary Table - Groundwater
Beaumont Site 1

	Water Level Data						Volatile Organics									
Sample Location	Depth to Water (feet below ground surface)	Groundwater Elevation (feet above mean sea level)	Elevation Date	Sample Date	Filter Status	Styrene -ug/L	Toluene -ug/L	1,1,1,2-Tetrachloroethane -ug/L	1,1,1-Trichloroethane -ug/L	1,1,2-Trichloroethane -ug/L	1,2,3-Trichlorobenzene -ug/L	1,2,4-Trichlorobenzene -ug/L	Trichloroethene -ug/L	1,2,3-Trichloropropane -ug/L	Trichlorofluoromethane -ug/L	1,1,2-Trichloro-1,2,2-Trifluoroethane -ug/L
MW-10	59.14	2117.58	10/22/97	10/23/1997	Unfiltered				1.8	1.4			73.7		<0.5	
MW-10	54.00	2122.72	04/21/98	04/23/1998	Unfiltered				<0.5	<0.5			<0.5		<0.5	
MW-10	45.74	2130.98	10/13/98	10/15/1998	Unfiltered				<0.5	<0.5			<0.5		<0.5	
MW-10	49.04	2127.68	04/08/99	04/13/1999	Unfiltered				<1	<0.5			2.8		<2	
MW-10	54.15	2122.57	10/26/99	11/01/1999	Unfiltered				ND	ND			0.9		ND	
MW-10	62.68	2114.04	12/04/00	12/08/2000	Unfiltered				<0.5	<0.5			1.1		<1	<2
MW-10	68.55	2108.17	10/31/01	11/05/2001	Unfiltered				<0.5	<0.5			<0.5		<1	<2
MW-10	71.95	2104.77	05/20/02	05/17/2002	Unfiltered											
MW-10	71.95	2104.77	05/20/02	05/21/2002	Unfiltered		<1		<1	<1			<1			
MW-11	NA	NA	NA	03/02/1993	Unfiltered				<1				<2			
MW-11	33.26	2086.64	12/04/95	12/15/1995	Unfiltered				<1	<0.5			<2		<5	
MW-11	33.78	2086.12	04/18/96	04/26/1996	Unfiltered				<0.5	<0.5			<0.5		<0.5	<0.5
MW-11	35.14	2084.76	10/21/96	10/22/1996	Unfiltered				<0.5	<0.5			<0.5		<0.5	
MW-11	35.28	2084.62	04/14/97	04/15/1997	Unfiltered				<0.5	<0.5			<0.5		<0.5	
MW-11	36.72	2083.18	10/20/97	10/27/1997	Unfiltered				<0.5	<0.5			1.4		<0.5	
MW-11	36.02	2083.88	04/21/98	04/23/1998	Unfiltered				<0.5	<0.5			<0.5		<0.5	
MW-11	35.31	2084.59	10/13/98	10/15/1998	Unfiltered				<0.5	<0.5			<0.5		<0.5	
MW-11	35.04	2084.86	04/05/99	04/15/1999	Unfiltered				<1	<0.5			3.5		<2	
MW-11	36.31	2083.59	10/25/99	10/26/1999	Unfiltered				<1	<0.5			0.9		<2	
MW-11	36.97	2082.93	05/04/00	05/08/2000	Unfiltered				<1	<0.5			<0.5		<2	<5
MW-11	38.48	2081.42	12/04/00	12/05/2000	Unfiltered				<0.5	<0.5			<0.5		<1	<2
MW-11	40.30	2079.60	10/31/01	11/05/2001	Unfiltered				<0.5	<0.5			<0.5		<1	<2
MW-11	41.56	2078.34	05/20/02	05/17/2002	Unfiltered											
MW-11	41.56	2078.34	05/20/02	05/21/2002	Unfiltered		<1		<1	<1			<1			
MW-11	45.81	2076.80	06/18/04	06/30/2004	Unfiltered	<0.14	<0.35	<0.45	<0.46	<0.42	<0.40	<0.28	<0.48	<0.81	<0.27	<0.70
MW-11	42.28	2080.33	05/30/06	06/19/2006	Unfiltered	<0.29	<0.35	<0.37	<0.32	<0.54	<0.39	<0.35	<0.30	<2.3	<0.36	<0.54
MW-11	43.28	2079.33	05/12/08	06/04/2008	Unfiltered	<1	<1		<1	<1			<1			
MW-11	44.9	2077.709	05/14/2010	06/16/2010	Unfiltered	<0.22	<0.22		<0.12	<0.31			<0.17	<0.29	<0.16	

Consolidation Data Summary Table - Groundwater
Beaumont Site 1

	Water Level Data					Volatile Organics							
Sample Location	Depth to Water (feet below ground surface)	Groundwater Elevation (feet above mean sea level)	Elevation Date	Sample Date	Filter Status	1,2,4-Trimethylbenzene -ug/L	1,3,5-Trimethylbenzene -ug/L	1,1,2,2-Tetrachloroethane -ug/L	Tetrachloroethene (PCE) -ug/L	Vinyl Acetate -ug/L	Vinyl Chloride -ug/L	m,p-Xylenes -ug/L	o-Xylene -ug/L
MW-10	59.14	2117.58	10/22/97	10/23/1997	Unfiltered			<0.5	<0.5		<0.5		
MW-10	54.00	2122.72	04/21/98	04/23/1998	Unfiltered			<0.5	<0.5		<0.5		
MW-10	45.74	2130.98	10/13/98	10/15/1998	Unfiltered			<0.5	<0.5		<0.5		
MW-10	49.04	2127.68	04/08/99	04/13/1999	Unfiltered			<0.5	<0.5		<0.5		
MW-10	54.15	2122.57	10/26/99	11/01/1999	Unfiltered			ND	ND		ND		
MW-10	62.68	2114.04	12/04/00	12/08/2000	Unfiltered			<0.5	<0.5		<0.5		
MW-10	68.55	2108.17	10/31/01	11/05/2001	Unfiltered			<0.5	<0.5		<0.5		
MW-10	71.95	2104.77	05/20/02	05/17/2002	Unfiltered								
MW-10	71.95	2104.77	05/20/02	05/21/2002	Unfiltered	<1			<1		<1		<0.5
MW-11	NA	NA	NA	03/02/1993	Unfiltered				<3				
MW-11	33.26	2086.64	12/04/95	12/15/1995	Unfiltered			<1	<2		<1		
MW-11	33.78	2086.12	04/18/96	04/26/1996	Unfiltered			<0.5	<0.5		<0.5		
MW-11	35.14	2084.76	10/21/96	10/22/1996	Unfiltered			<0.5	<0.5		<0.5		
MW-11	35.28	2084.62	04/14/97	04/15/1997	Unfiltered			<0.5	<0.5		<0.5		
MW-11	36.72	2083.18	10/20/97	10/27/1997	Unfiltered			<0.5	<0.5		<0.5		
MW-11	36.02	2083.88	04/21/98	04/23/1998	Unfiltered			<0.5	<0.5		<0.5		
MW-11	35.31	2084.59	10/13/98	10/15/1998	Unfiltered			<0.5	<0.5		<0.5		
MW-11	35.04	2084.86	04/05/99	04/15/1999	Unfiltered			<0.5	<0.5		<0.5		
MW-11	36.31	2083.59	10/25/99	10/26/1999	Unfiltered			<0.5	0.7		<0.5		
MW-11	36.97	2082.93	05/04/00	05/08/2000	Unfiltered			<0.5	<0.5		<0.5		
MW-11	38.48	2081.42	12/04/00	12/05/2000	Unfiltered			<0.5	<0.5		<0.5		
MW-11	40.30	2079.60	10/31/01	11/05/2001	Unfiltered			<0.5	<0.5		<0.5		
MW-11	41.56	2078.34	05/20/02	05/17/2002	Unfiltered								
MW-11	41.56	2078.34	05/20/02	05/21/2002	Unfiltered	<1			<1		<1		<0.5
MW-11	45.81	2076.80	06/18/04	06/30/2004	Unfiltered	<0.22	<0.11	<0.19	<0.20	<3.6	<0.35	<0.17	<0.16
MW-11	42.28	2080.33	05/30/06	06/19/2006	Unfiltered	<0.26	<0.19	<0.37	<0.29	<3.2	<0.33	<0.38	<0.21
MW-11	43.28	2079.33	05/12/08	06/04/2008	Unfiltered			<1	<1		<1	<2	<1
MW-11	44.9	2077.709	05/14/2010	06/16/2010	Unfiltered			<0.29	<0.17	<0.48	<0.13	<0.36	<0.41

Consolidation Data Summary Table - Groundwater
Beaumont Site 1

	Water Level Data					Volatile Organics										
Sample Location	Depth to Water (feet below ground surface)	Groundwater Elevation (feet above mean sea level)	Elevation Date	Sample Date	Filter Status	1,4-Dioxane -ug/L	N-Nitrosodimethylamine -ng/L	Acetone -ug/L	Bromodichloromethane -ug/L	2-Butanone -ug/L	Bromobenzene -ug/L	Bromochloromethane -ug/L	Bromomethane -ug/L	Bromoform -ug/L	n-Butylbenzene -ug/L	sec-Butylbenzene -ug/L
MW-12	27.22	2068.57	05/20/02	05/17/2002	Unfiltered	<0.5		<9.5	<0.26	<2.8	<0.15	<0.49	<0.46	<0.23	<0.29	<0.29
MW-12	20.30	2078.19	07/10/03	07/23/2003	Unfiltered	<1.1		<3.6	<0.33	<1.7	<0.26	<0.37	<0.90	<0.87	<0.34	<0.11
MW-12	22.04	2076.45	06/18/04	06/28/2004	Unfiltered	<1.1		<3.6	<0.33	<1.7	<0.26	<0.37	<0.90	<0.87	<0.34	<0.11
MW-12	16.20	2082.29	06/02/05	06/27/2005	Unfiltered	<1.1		<6.1	<0.27	<4.2	<0.47	<0.68	<2.9	<0.62	<0.29	<0.21
MW-12	15.43	2083.06	05/30/06	06/08/2006	Unfiltered	<0.40		<6.1	<0.27	<4.2	<0.47	<0.68	<2.9	<0.62	<0.29	<0.21
MW-12	15.94	2082.55	05/12/08	06/05/2008	Unfiltered	<0.57		6.5 Jq	<1	<5			<1	<1		
MW-12	13.85	2084.642	05/14/2010	06/17/2010	Unfiltered	<0.10		<5.0	<0.11	<1.2			<0.48	<0.13		
MW-13	NA	NA	NA	03/01/1993	Unfiltered											
MW-13	17.10	2038.09	05/20/02	05/30/2002	Unfiltered	<0.5		<9.5	<0.26	<2.8	<0.15	<0.49	<0.46	<0.23	<0.29	<0.29
MW-13	13.69	2044.20	07/10/03	07/28/2003	Unfiltered	<1.1		<3.6	<0.33	<1.7	<0.26	<0.37	<0.90	<0.87	<0.34	<0.11
MW-13	17.19	2040.70	06/18/04	06/25/2004	Unfiltered	<1.1		<3.6	<0.33	<1.7	<0.26	<0.37	<0.90	<0.87	<0.34	<0.11
MW-13	14.54	2043.35	12/14/04	12/15/2004	Unfiltered	<1.1		<6.1	<0.27	<4.2	<0.47	<0.68	<2.9	<0.62	<0.29	<0.21
MW-13	9.28	2048.61	06/01/05	06/20/2005	Unfiltered	<1.1		<6.1	<0.27	<4.2	<0.47	<0.68	<2.9	<0.62	<0.29	<0.21
MW-13	14.91	2042.98	11/29/05	12/09/2005	Unfiltered	<1.1		<6.1	<0.27	<4.2	<0.47	<0.68	<2.9	<0.62	<0.29	<0.21
MW-13	10.62	2047.27	05/30/06	06/08/2006	Unfiltered	<0.40		9.2 Jq	<0.27	<4.2	<0.47	<0.68	<2.9	<0.62	<0.29	<0.21
MW-13	16.87	2041.022	11/30/06	12/06/2006	Unfiltered	<0.59		<5	<0.2	<5			<0.2	<0.3		
MW-13	15.3	2042.592	05/29/07	06/14/2007	Unfiltered	<0.58		<5	<0.2	<5			<0.2	<0.3		
MW-13	10.09	2047.80	05/12/08	06/05/2008	Unfiltered	<0.56		15	<1	<5			<1	<1		
MW-13	11.15	2046.74	05/11/09	06/04/2009	Unfiltered	<0.40		<9.1	<0.33	<6.9	<0.33	<0.69	<4.3	<0.55	<0.28	<0.20
MW-13	9.35	2048.542	05/14/2010	06/16/2010	Unfiltered	0.60 Je		<5.0	<0.11	<1.2			<0.48	<0.13		
MW-14	0.00	2026.97	04/07/93	04/21/1993	Unfiltered											
MW-14	35.72	1991.25	05/20/02	05/17/2002	Unfiltered	3		<9.5	<0.26	<2.8	<0.15	<0.49	<0.46	<0.23	<0.29	<0.29
MW-14	35.88	1993.79	06/18/04	06/29/2004	Unfiltered	2.9 Jb		<3.6	<0.33	<1.7	<0.26	<0.37	<0.90	<0.87	<0.34	<0.11
MW-14	17.61	2012.06	06/02/05	06/22/2005	Unfiltered	<1.1		<6.1	<0.27	<4.2	<0.47	<0.68	<2.9	<0.62	<0.29	<0.21
MW-14	24.33	2005.34	05/30/06	06/09/2006	Unfiltered	<0.40		<6.1	<0.27	<4.2	<0.47	<0.68	<2.9	<0.62	<0.29	<0.21
MW-14	32.95	1996.715	05/29/07	06/12/2007	Unfiltered	<0.57		<5	<0.2	<5			<0.2	<0.3		
MW-14	23.94	2005.73	05/13/08	06/03/2008	Unfiltered	1.6		<5	<1	<5			<1	<1		
MW-14	26.10	2003.57	05/12/09	06/08/2009	Unfiltered	1.5 Jq		<9.1	<0.33	<6.9	<0.33	<0.69	<4.3	<0.55	<0.28	<0.20

Consolidation Data Summary Table - Groundwater
Beaumont Site 1

	Water Level Data					Volatile Organics									
Sample Location	Depth to Water (feet below ground surface)	Groundwater Elevation (feet above mean sea level)	Elevation Date	Sample Date	Filter Status	tert-Butylbenzene -ug/L	Benzene -ug/L	Carbon Disulfide -ug/L	Chlorobenzene -ug/L	2-Chlorotoluene -ug/L	4-Chlorotoluene -ug/L	Chloroethane -ug/L	Chloromethane -ug/L	Carbon Tetrachloride -ug/L	Chloroform -ug/L
MW-12	27.22	2068.57	05/20/02	05/17/2002	Unfiltered	<0.25	<0.18	<0.48	<0.16	<0.14	<0.22	<0.36	<0.19	<0.25	<0.30
MW-12	20.30	2078.19	07/10/03	07/23/2003	Unfiltered	<0.23	<0.29	<0.28	<0.19	<0.67	<0.16	<0.46	<0.43	<0.40	<0.45
MW-12	22.04	2076.45	06/18/04	06/28/2004	Unfiltered	<0.23	<0.29	<0.28	<0.19	<0.67	<0.16	<0.46	<0.43	<0.40	<0.45
MW-12	16.20	2082.29	06/02/05	06/27/2005	Unfiltered	<0.17	<0.26	<1.0	<0.36	<0.24	<0.30	<0.52	<1.8	<0.42	<0.22
MW-12	15.43	2083.06	05/30/06	06/08/2006	Unfiltered	<0.17	<0.26	<1.0	<0.36	<0.24	<0.30	<0.52	<1.8	<0.42	<0.22
MW-12	15.94	2082.55	05/12/08	06/05/2008	Unfiltered		<1	<1	<1			<1	<1	<1	<1
MW-12	13.85	2084.642	05/14/2010	06/17/2010	Unfiltered		<0.14	0.44 Jq	<0.23			<0.35	<0.36	<0.15	<0.17
MW-13	NA	NA	NA	03/01/1993	Unfiltered										
MW-13	17.10	2038.09	05/20/02	05/30/2002	Unfiltered	<0.25	<0.18	<0.48	<0.16	<0.14	<0.22	<0.36	<0.19	<0.25	<0.30
MW-13	13.69	2044.20	07/10/03	07/28/2003	Unfiltered	<0.23	<0.29	<0.28	<0.19	<0.67	<0.16	<0.46	<0.43	<0.40	<0.45
MW-13	17.19	2040.70	06/18/04	06/25/2004	Unfiltered	<0.23	<0.29	<0.28	<0.19	<0.67	<0.16	<0.46	<0.43	<0.40	<0.45
MW-13	14.54	2043.35	12/14/04	12/15/2004	Unfiltered	<0.17	<0.26	<1.0	<0.36	<0.24	<0.30	<0.52	<1.8	<0.42	<0.22
MW-13	9.28	2048.61	06/01/05	06/20/2005	Unfiltered	<0.17	<0.26	<1.0	<0.36	<0.24	<0.30	<0.52	<1.8	<0.42	<0.22
MW-13	14.91	2042.98	11/29/05	12/09/2005	Unfiltered	<0.17	<0.26	<1.0	<0.36	<0.24	<0.30	<0.52	<1.8	<0.42	<0.22
MW-13	10.62	2047.27	05/30/06	06/08/2006	Unfiltered	<0.17	<0.26	<1.0	<0.36	<0.24	<0.30	<0.52	<1.8	<0.42	<0.22
MW-13	16.87	2041.022	11/30/06	12/06/2006	Unfiltered		<0.2	<0.2	<0.2			<0.2	<0.2	<0.2	<0.2
MW-13	15.3	2042.592	05/29/07	06/14/2007	Unfiltered		<0.2	<0.2	<0.2			<0.2	<0.2	<0.2	<0.2
MW-13	10.09	2047.80	05/12/08	06/05/2008	Unfiltered		<1	<1	<1			<1	<1	<1	<1
MW-13	11.15	2046.74	05/11/09	06/04/2009	Unfiltered	<0.28	<0.28	<1.9	<0.22	<0.55	<0.21	<1.3	<0.49	<0.43	<0.33
MW-13	9.35	2048.542	05/14/2010	06/16/2010	Unfiltered		<0.14	<0.36	<0.23			<0.35	<0.36	<0.15	<0.17
MW-14	0.00	2026.97	04/07/93	04/21/1993	Unfiltered										
MW-14	35.72	1991.25	05/20/02	05/17/2002	Unfiltered	<0.25	<0.18	<0.48	<0.16	<0.14	<0.22	<0.36	<0.19	<0.25	<0.30
MW-14	35.88	1993.79	06/18/04	06/29/2004	Unfiltered	<0.23	<0.29	<0.28	<0.19	<0.67	<0.16	<0.46	<0.43	<0.40	<0.45
MW-14	17.61	2012.06	06/02/05	06/22/2005	Unfiltered	<0.17	<0.26	<1.0	<0.36	<0.24	<0.30	<0.52	<1.8	<0.42	<0.22
MW-14	24.33	2005.34	05/30/06	06/09/2006	Unfiltered	<0.17	<0.26	<1.0	<0.36	<0.24	<0.30	<0.52	<1.8	<0.42	<0.22
MW-14	32.95	1996.715	05/29/07	06/12/2007	Unfiltered		<0.2	<0.2	<0.2			<0.2	<0.2	<0.2	<0.2
MW-14	23.94	2005.73	05/13/08	06/03/2008	Unfiltered		<1	<1	<1			<1	<1	<1	<1
MW-14	26.10	2003.57	05/12/09	06/08/2009	Unfiltered	<0.28	<0.28	<1.9	<0.22	<0.55	<0.21	<1.3	<0.49	<0.43	<0.33

Consolidation Data Summary Table - Groundwater
Beaumont Site 1

	Water Level Data					Volatile Organics									
Sample Location	Depth to Water (feet below ground surface)	Groundwater Elevation (feet above mean sea level)	Elevation Date	Sample Date	Filter Status	Dibromochloromethane -ug/L	1,2-Dibromo-3-Chloropropane -ug/L	Dibromomethane -ug/L	1,1-Dichloroethane -ug/L	1,2-Dichloroethane -ug/L	1,2-Dichlorobenzene -ug/L	1,3-Dichlorobenzene -ug/L	1,4-Dichlorobenzene -ug/L	1,1-Dichloroethene -ug/L	cis-1,2-Dichloroethene -ug/L
MW-12	27.22	2068.57	05/20/02	05/17/2002	Unfiltered	<0.21	<0.59	<0.20	<0.28	<0.38	<0.099	<0.30	<0.12	<0.56	<0.30
MW-12	20.30	2078.19	07/10/03	07/23/2003	Unfiltered	<0.29	<2.6	<0.46	<0.40	<0.35	<0.29	<0.27	<0.28	<0.32	<0.56
MW-12	22.04	2076.45	06/18/04	06/28/2004	Unfiltered	<0.29	<2.6	<0.46	<0.40	<0.35	<0.29	<0.27	<0.28	<0.32	<0.56
MW-12	16.20	2082.29	06/02/05	06/27/2005	Unfiltered	<0.45	<2.5	<0.42	<0.53	<0.22	<0.24	<0.38	<0.30	<0.31	<0.35
MW-12	15.43	2083.06	05/30/06	06/08/2006	Unfiltered	<0.45	<2.5	<0.42	<0.53	<0.22	<0.24	<0.38	<0.30	<0.31	<0.35
MW-12	15.94	2082.55	05/12/08	06/05/2008	Unfiltered	<1			<1	<1				<1	<1
MW-12	13.85	2084.642	05/14/2010	06/17/2010	Unfiltered	<0.37			<0.098	<0.21	<0.20	<0.15	<0.072	<0.12	<0.18
MW-13	NA	NA	NA	03/01/1993	Unfiltered					<1				<13	
MW-13	17.10	2038.09	05/20/02	05/30/2002	Unfiltered	<0.21	<0.59	<0.20	0.4 Jq	<0.38	<0.099	<0.30	<0.12	73	<0.30
MW-13	13.69	2044.20	07/10/03	07/28/2003	Unfiltered	<0.29	<2.6	<0.46	<0.40	<0.35	<0.29	<0.27	<0.28	1.3	<0.56
MW-13	17.19	2040.70	06/18/04	06/25/2004	Unfiltered	<0.29	<2.6	<0.46	<0.40	<0.35	<0.29	<0.27	<0.28	<0.32	<0.56
MW-13	14.54	2043.35	12/14/04	12/15/2004	Unfiltered	<0.45	<2.5	<0.42	<0.53	<0.22	<0.24	<0.38	<0.30	<0.31	<0.35
MW-13	9.28	2048.61	06/01/05	06/20/2005	Unfiltered	<0.45	<2.5	<0.42	<0.53	<0.22	<0.24	<0.38	<0.30	<0.31	<0.35
MW-13	14.91	2042.98	11/29/05	12/09/2005	Unfiltered	<0.45	<2.5	<0.42	<0.53	<0.22	<0.24	<0.38	<0.30	<0.31	<0.35
MW-13	10.62	2047.27	05/30/06	06/08/2006	Unfiltered	<0.45	<2.5	<0.42	<0.53	<0.22	<0.24	<0.38	<0.30	<0.31	<0.35
MW-13	16.87	2041.022	11/30/06	12/06/2006	Unfiltered	<0.2			<0.2	<0.2				<0.2	<0.2
MW-13	15.3	2042.592	05/29/07	06/14/2007	Unfiltered	<0.2			<0.2	<0.2				<0.2	<0.2
MW-13	10.09	2047.80	05/12/08	06/05/2008	Unfiltered	<1			<1	<1				<1	<1
MW-13	11.15	2046.74	05/11/09	06/04/2009	Unfiltered	<0.48	<3.1	<0.59	<0.37	<0.31	<0.27	<0.28	<0.21	<0.40	<0.49
MW-13	9.35	2048.542	05/14/2010	06/16/2010	Unfiltered	<0.37			<0.098	<0.21	<0.20	<0.15	<0.072	0.28 Jq	<0.18
MW-14	0.00	2026.97	04/07/93	04/21/1993	Unfiltered					<1				<13	
MW-14	35.72	1991.25	05/20/02	05/17/2002	Unfiltered	<0.21	<0.59	<0.20	<0.28	<0.38	<0.099	<0.30	<0.12	<0.56	<0.30
MW-14	35.88	1993.79	06/18/04	06/29/2004	Unfiltered	<0.29	<2.6	<0.46	<0.40	<0.35	<0.29	<0.27	<0.28	<0.32	<0.56
MW-14	17.61	2012.06	06/02/05	06/22/2005	Unfiltered	<0.45	<2.5	<0.42	<0.53	<0.22	<0.24	<0.38	<0.30	<0.31	<0.35
MW-14	24.33	2005.34	05/30/06	06/09/2006	Unfiltered	<0.45	<2.5	<0.42	<0.53	<0.22	<0.24	<0.38	<0.30	<0.31	<0.35
MW-14	32.95	1996.715	05/29/07	06/12/2007	Unfiltered	<0.2			<0.2	<0.2				<0.2	<0.2
MW-14	23.94	2005.73	05/13/08	06/03/2008	Unfiltered	<1			<1	<1				<1	<1
MW-14	26.10	2003.57	05/12/09	06/08/2009	Unfiltered	<0.48	<3.1	<0.59	<0.37	<0.31	<0.27	<0.28	<0.21	<0.40	<0.49

Consolidation Data Summary Table - Groundwater
Beaumont Site 1

	Water Level Data					Volatile Organics										
Sample Location	Depth to Water (feet below ground surface)	Groundwater Elevation (feet above mean sea level)	Elevation Date	Sample Date	Filter Status	trans-1,2-Dichloroethene -ug/L	1,1-Dichloropropene -ug/L	cis-1,3-Dichloropropene -ug/L	trans-1,3-Dichloropropene -ug/L	1,2-Dichloropropane -ug/L	1,3-Dichloropropane -ug/L	2,2-Dichloropropane -ug/L	1,2-Dibromoethane -ug/L	Dichlorodifluoromethane -ug/L	Ethylbenzene -ug/L	Ethene -ug/L
MW-12	27.22	2068.57	05/20/02	05/17/2002	Unfiltered	<0.37	<0.16	<0.19	<0.25	<0.16	<0.30	<0.28	<0.18	<0.28	<0.12	
MW-12	20.30	2078.19	07/10/03	07/23/2003	Unfiltered	<0.60	<0.55	<0.44	<0.30	<0.40	<0.35	<0.39	<0.51	<0.47	<0.19	
MW-12	22.04	2076.45	06/18/04	06/28/2004	Unfiltered	<0.60	<0.55	<0.44	<0.30	<0.40	<0.35	<0.39	<0.51	<0.47	<0.19	
MW-12	16.20	2082.29	06/02/05	06/27/2005	Unfiltered	<0.29	<0.21	<0.45	<0.31	<0.28	<0.30	<0.40	<0.81	<0.27	<0.17	
MW-12	15.43	2083.06	05/30/06	06/08/2006	Unfiltered	<0.29	<0.21	<0.45	<0.31	<0.28	<0.30	<0.40	<0.81	<0.27	<0.17	
MW-12	15.94	2082.55	05/12/08	06/05/2008	Unfiltered	<1		<1	<1	<1					<1	
MW-12	13.85	2084.642	05/14/2010	06/17/2010	Unfiltered	<0.10		<0.30	<0.24	<0.19					<0.26	<0.02
MW-13	NA	NA	NA	03/01/1993	Unfiltered											
MW-13	17.10	2038.09	05/20/02	05/30/2002	Unfiltered	<0.37	<0.16	<0.19	<0.25	<0.16	<0.30	<0.28	<0.18	<0.28	<0.12	
MW-13	13.69	2044.20	07/10/03	07/28/2003	Unfiltered	<0.60	<0.55	<0.44	<0.30	<0.40	<0.35	<0.39	<0.51	<0.47	<0.19	
MW-13	17.19	2040.70	06/18/04	06/25/2004	Unfiltered	<0.60	<0.55	<0.44	<0.30	<0.40	<0.35	<0.39	<0.51	<0.47	<0.19	
MW-13	14.54	2043.35	12/14/04	12/15/2004	Unfiltered	<0.29	<0.21	<0.45	<0.31	<0.28	<0.30	<0.40	<0.81	<0.27	<0.17	
MW-13	9.28	2048.61	06/01/05	06/20/2005	Unfiltered	<0.29	<0.21	<0.45	<0.31	<0.28	<0.30	<0.40	<0.81	<0.27	<0.17	
MW-13	14.91	2042.98	11/29/05	12/09/2005	Unfiltered	<0.29	<0.21	<0.45	<0.31	<0.28	<0.30	<0.40	<0.81	<0.27	<0.17	
MW-13	10.62	2047.27	05/30/06	06/08/2006	Unfiltered	<0.29	<0.21	<0.45	<0.31	<0.28	<0.30	<0.40	<0.81	<0.27	<0.17	
MW-13	16.87	2041.022	11/30/06	12/06/2006	Unfiltered	<0.2		<0.2	<0.2	<0.2					<0.2	
MW-13	15.3	2042.592	05/29/07	06/14/2007	Unfiltered	<0.2		<0.2	<0.2	<0.2					<0.2	
MW-13	10.09	2047.80	05/12/08	06/05/2008	Unfiltered	<1		<1	<1	<1					<1	
MW-13	11.15	2046.74	05/11/09	06/04/2009	Unfiltered	<0.40	<0.26	<0.28	<0.36	<0.38	<0.38	<0.46	<0.47	<0.49	<0.22	
MW-13	9.35	2048.542	05/14/2010	06/16/2010	Unfiltered	<0.10		<0.30	<0.24	<0.19					<0.26	<0.02
MW-14	0.00	2026.97	04/07/93	04/21/1993	Unfiltered											
MW-14	35.72	1991.25	05/20/02	05/17/2002	Unfiltered	<0.37	<0.16	<0.19	<0.25	<0.16	<0.30	<0.28	<0.18	<0.28	<0.12	
MW-14	35.88	1993.79	06/18/04	06/29/2004	Unfiltered	<0.60	<0.55	<0.44	<0.30	<0.40	<0.35	<0.39	<0.51	<0.47	<0.19	
MW-14	17.61	2012.06	06/02/05	06/22/2005	Unfiltered	<0.29	<0.21	<0.45	<0.31	<0.28	<0.30	<0.40	<0.81	<0.27	<0.17	
MW-14	24.33	2005.34	05/30/06	06/09/2006	Unfiltered	<0.29	<0.21	<0.45	<0.31	<0.28	<0.30	<0.40	<0.81	<0.27	<0.17	
MW-14	32.95	1996.715	05/29/07	06/12/2007	Unfiltered	<0.2		<0.2	<0.2	<0.2					<0.2	
MW-14	23.94	2005.73	05/13/08	06/03/2008	Unfiltered	<1		<1	<1	<1					<1	
MW-14	26.10	2003.57	05/12/09	06/08/2009	Unfiltered	<0.40	<0.26	<0.28	<0.36	<0.38	<0.38	<0.46	<0.47	<0.49	<0.22	

Consolidation Data Summary Table - Groundwater
Beaumont Site 1

	Water Level Data						Volatile Organics									
Sample Location	Depth to Water (feet below ground surface)	Groundwater Elevation (feet above mean sea level)	Elevation Date	Sample Date	Filter Status	Ethane -ug/L	Hexachlorobutadiene -ug/L	2-Hexanone -ug/L	p-Isopropyltoluene -ug/L	Isopropylbenzene -ug/L	Methane -ug/L	4-Methyl-2-Pentanone -ug/L	Methyl tert-butyl ether (MTBE) -ug/L	Methylene Chloride -ug/L	Naphthalene -ug/L	n-Propylbenzene -ug/L
MW-12	27.22	2068.57	05/20/02	05/17/2002	Unfiltered		<0.26		<0.23	<0.19		<0.15	<0.30	5 Bak	<0.090	<0.28
MW-12	20.30	2078.19	07/10/03	07/23/2003	Unfiltered			<2.5	<0.17	<0.17		<2.6	<0.28	<1.7	<0.56	<0.24
MW-12	22.04	2076.45	06/18/04	06/28/2004	Unfiltered			<2.5	<0.17	<0.17		<2.6	<0.28	<1.7	<0.56	<0.24
MW-12	16.20	2082.29	06/02/05	06/27/2005	Unfiltered			<1.9	<0.21	<0.24		<2.4	<0.29	<2.6	<0.95	<0.30
MW-12	15.43	2083.06	05/30/06	06/08/2006	Unfiltered			<1.9	<0.21	<0.24		<2.4	<0.29	<2.6	<0.95	<0.30
MW-12	15.94	2082.55	05/12/08	06/05/2008	Unfiltered			<5				<5	<1	1.4 BJakq		
MW-12	13.85	2084.642	05/14/2010	06/17/2010	Unfiltered	0.04 Jq		<1.2			23	<0.95	<0.29	<0.15		
MW-13	NA	NA	NA	03/01/1993	Unfiltered											
MW-13	17.10	2038.09	05/20/02	05/30/2002	Unfiltered		<0.26		<0.23	<0.19		<0.15	<0.30	<1.1	<0.090	<0.28
MW-13	13.69	2044.20	07/10/03	07/28/2003	Unfiltered			<2.5	<0.17	<0.17		<2.6	<0.28	<1.7	<0.56	<0.24
MW-13	17.19	2040.70	06/18/04	06/25/2004	Unfiltered			<2.5	<0.17	<0.17		<2.6	<0.28	<1.7	<0.56	<0.24
MW-13	14.54	2043.35	12/14/04	12/15/2004	Unfiltered			<1.9	<0.21	<0.24		<2.4	<0.29	<2.6	<0.95	<0.30
MW-13	9.28	2048.61	06/01/05	06/20/2005	Unfiltered			<1.9	<0.21	<0.24		<2.4	<0.29	<2.6	<0.95	<0.30
MW-13	14.91	2042.98	11/29/05	12/09/2005	Unfiltered			<1.9	<0.21	<0.24		<2.4	<0.29	<2.6	<0.95	<0.30
MW-13	10.62	2047.27	05/30/06	06/08/2006	Unfiltered			<1.9	<0.21	<0.24		<2.4	<0.29	<2.6	<0.95	<0.30
MW-13	16.87	2041.022	11/30/06	12/06/2006	Unfiltered			<5				<5	<0.2	<0.5		
MW-13	15.3	2042.592	05/29/07	06/14/2007	Unfiltered			<5				<5	<0.2	<0.5		
MW-13	10.09	2047.80	05/12/08	06/05/2008	Unfiltered			<5				<5	<1	1.5 BJakq		
MW-13	11.15	2046.74	05/11/09	06/04/2009	Unfiltered			<6.9	<0.26	<0.23		<4.4	<0.30	<2.6	<2.5	<0.79
MW-13	9.35	2048.542	05/14/2010	06/16/2010	Unfiltered	0.04 Jq		<1.2			16	<0.95	<0.29	<0.15		
MW-14	0.00	2026.97	04/07/93	04/21/1993	Unfiltered											
MW-14	35.72	1991.25	05/20/02	05/17/2002	Unfiltered		<0.26		<0.23	<0.19		<0.15	<0.30	3 BJakq	<0.090	<0.28
MW-14	35.88	1993.79	06/18/04	06/29/2004	Unfiltered			<2.5	<0.17	<0.17		<2.6	<0.28	<1.7	<0.56	<0.24
MW-14	17.61	2012.06	06/02/05	06/22/2005	Unfiltered			<1.9	<0.21	<0.24		<2.4	<0.29	<2.6	<0.95	<0.30
MW-14	24.33	2005.34	05/30/06	06/09/2006	Unfiltered			<1.9	<0.21	<0.24		<2.4	<0.29	<2.6	<0.95	<0.30
MW-14	32.95	1996.715	05/29/07	06/12/2007	Unfiltered			<5				<5	<0.2	<0.5		
MW-14	23.94	2005.73	05/13/08	06/03/2008	Unfiltered			<5				<5	<1	<1		
MW-14	26.10	2003.57	05/12/09	06/08/2009	Unfiltered			<6.9	<0.26	<0.23		<4.4	<0.30	<2.6	<2.5	<0.79

Consolidation Data Summary Table - Groundwater
Beaumont Site 1

	Water Level Data					Volatile Organics										
Sample Location	Depth to Water (feet below ground surface)	Groundwater Elevation (feet above mean sea level)	Elevation Date	Sample Date	Filter Status	Styrene -ug/L	Toluene -ug/L	1,1,1,2-Tetrachloroethane -ug/L	1,1,1-Trichloroethane -ug/L	1,1,2-Trichloroethane -ug/L	1,2,3-Trichlorobenzene -ug/L	1,2,4-Trichlorobenzene -ug/L	Trichloroethene -ug/L	1,2,3-Trichloropropane -ug/L	Trichlorofluoromethane -ug/L	1,1,2-Trichloro-1,2,2-Trifluoroethane -ug/L
MW-12	27.22	2068.57	05/20/02	05/17/2002	Unfiltered	<0.12	<0.16	<0.27	<0.33	<0.34	<0.30	<0.37	<0.18	<0.46	<0.22	
MW-12	20.30	2078.19	07/10/03	07/23/2003	Unfiltered	<0.14	<0.35	<0.45	<0.46	<0.42	<0.40	<0.28	<0.48	<2.0	<0.27	
MW-12	22.04	2076.45	06/18/04	06/28/2004	Unfiltered	<0.14	<0.35	<0.45	<0.46	<0.42	<0.40	<0.28	<0.48	<0.81	<0.27	<0.70
MW-12	16.20	2082.29	06/02/05	06/27/2005	Unfiltered	<0.29	<0.35	<0.37	<0.32	<0.54	<0.39	<0.35	<0.30	<2.3	<0.36	<0.54
MW-12	15.43	2083.06	05/30/06	06/08/2006	Unfiltered	<0.29	<0.35	<0.37	<0.32	<0.54	<0.39	<0.35	<0.30	<2.3	<0.36	<0.54
MW-12	15.94	2082.55	05/12/08	06/05/2008	Unfiltered	<1	<1		<1	<1			<1			
MW-12	13.85	2084.642	05/14/2010	06/17/2010	Unfiltered	<0.22	<0.22		<0.12	<0.31			<0.17	<0.29	<0.16	
MW-13	NA	NA	NA	03/01/1993	Unfiltered				<3				<2			
MW-13	17.10	2038.09	05/20/02	05/30/2002	Unfiltered	<0.12	<0.16	<0.27	0.5 Jq	<0.34	<0.30	<0.37	63	<0.46	<0.22	
MW-13	13.69	2044.20	07/10/03	07/28/2003	Unfiltered	<0.14	<0.35	<0.45	<0.46	<0.42	<0.40	<0.28	2.5 Bk	<2.0	<0.27	
MW-13	17.19	2040.70	06/18/04	06/25/2004	Unfiltered	<0.14	<0.35	<0.45	<0.46	<0.42	<0.40	<0.28	<0.48	<0.81	<0.27	<0.70
MW-13	14.54	2043.35	12/14/04	12/15/2004	Unfiltered	<0.29	<0.35	<0.37	<0.32	<0.54	<0.39	<0.35	<0.30	<2.3	<0.36	<0.54
MW-13	9.28	2048.61	06/01/05	06/20/2005	Unfiltered	<0.29	<0.35	<0.37	<0.32	<0.54	<0.39	<0.35	<0.30	<2.3	<0.36	<0.54
MW-13	14.91	2042.98	11/29/05	12/09/2005	Unfiltered	<0.29	<0.35	<0.37	<0.32	<0.54	<0.39	<0.35	<0.30	<2.3	<0.36	<0.54
MW-13	10.62	2047.27	05/30/06	06/08/2006	Unfiltered	<0.29	<0.35	<0.37	<0.32	<0.54	<0.39	<0.35	<0.30	<2.3	<0.36	<0.54
MW-13	16.87	2041.022	11/30/06	12/06/2006	Unfiltered	<0.2	<0.2		<0.2	<0.2			<0.2			
MW-13	15.3	2042.592	05/29/07	06/14/2007	Unfiltered	<0.2	<0.2		<0.2	<0.2			<0.2			
MW-13	10.09	2047.80	05/12/08	06/05/2008	Unfiltered	<1	<1		<1	<1			<1			
MW-13	11.15	2046.74	05/11/09	06/04/2009	Unfiltered	<0.30	<0.33	<0.35	<0.45	<0.54	<0.31	<0.49	<0.30	<1.3	<0.31	<0.64
MW-13	9.35	2048.542	05/14/2010	06/16/2010	Unfiltered	<0.22	<0.22		<0.12	<0.31			<0.17	<0.29	<0.16	
MW-14	0.00	2026.97	04/07/93	04/21/1993	Unfiltered				<3				<2			
MW-14	35.72	1991.25	05/20/02	05/17/2002	Unfiltered	<0.12	0.3 BJkq	<0.27	<0.33	<0.34	<0.30	<0.37	<0.18	<0.46	<0.22	
MW-14	35.88	1993.79	06/18/04	06/29/2004	Unfiltered	<0.14	<0.35	<0.45	<0.46	<0.42	<0.40	<0.28	<0.48	<0.81	<0.27	<0.70
MW-14	17.61	2012.06	06/02/05	06/22/2005	Unfiltered	<0.29	<0.35	<0.37	<0.32	<0.54	<0.39	<0.35	<0.30	<2.3	<0.36	<0.54
MW-14	24.33	2005.34	05/30/06	06/09/2006	Unfiltered	<0.29	<0.35	<0.37	<0.32	<0.54	<0.39	<0.35	0.42 Jq	<2.3	<0.36	<0.54
MW-14	32.95	1996.715	05/29/07	06/12/2007	Unfiltered	<0.2	<0.2		<0.2	<0.2			<0.2			
MW-14	23.94	2005.73	05/13/08	06/03/2008	Unfiltered	<1	<1		<1	<1			<1			
MW-14	26.10	2003.57	05/12/09	06/08/2009	Unfiltered	<0.30	<0.33	<0.35	<0.45	<0.54	<0.31	<0.49	<0.30	<1.3	<0.31	<0.64

Consolidation Data Summary Table - Groundwater
Beaumont Site 1

	Water Level Data					Volatile Organics							
Sample Location	Depth to Water (feet below ground surface)	Groundwater Elevation (feet above mean sea level)	Elevation Date	Sample Date	Filter Status	1,2,4-Trimethylbenzene -ug/L	1,3,5-Trimethylbenzene -ug/L	1,1,2,2-Tetrachloroethane -ug/L	Tetrachloroethene (PCE) -ug/L	Vinyl Acetate -ug/L	Vinyl Chloride -ug/L	m,p-Xylenes -ug/L	o-Xylene -ug/L
MW-12	27.22	2068.57	05/20/02	05/17/2002	Unfiltered	0.4 BJkq	<0.15	<0.22	<0.21		<0.44	<0.31	<0.088
MW-12	20.30	2078.19	07/10/03	07/23/2003	Unfiltered	<0.22	<0.11	<0.19	<0.20	<3.6	<0.35	<0.17	<0.16
MW-12	22.04	2076.45	06/18/04	06/28/2004	Unfiltered	<0.22	<0.11	<0.19	<0.20	<3.6	<0.35	<0.17	<0.16
MW-12	16.20	2082.29	06/02/05	06/27/2005	Unfiltered	<0.26	<0.19	<0.37	<0.29	<3.2	<0.33	<0.38	<0.21
MW-12	15.43	2083.06	05/30/06	06/08/2006	Unfiltered	<0.26	<0.19	<0.37	<0.29	<3.2	<0.33	<0.38	<0.21
MW-12	15.94	2082.55	05/12/08	06/05/2008	Unfiltered			<1	<1		<1	<2	<1
MW-12	13.85	2084.642	05/14/2010	06/17/2010	Unfiltered			<0.29	<0.17	<0.48	<0.13	<0.36	<0.41
MW-13	NA	NA	NA	03/01/1993	Unfiltered				<1				
MW-13	17.10	2038.09	05/20/02	05/30/2002	Unfiltered	<0.20	<0.15	<0.22	0.4 Jq		<0.44	<0.31	<0.088
MW-13	13.69	2044.20	07/10/03	07/28/2003	Unfiltered	<0.22	<0.11	<0.19	<0.20	<3.6	<0.35	<0.17	<0.16
MW-13	17.19	2040.70	06/18/04	06/25/2004	Unfiltered	<0.22	<0.11	<0.19	<0.20	<3.6	<0.35	<0.17	<0.16
MW-13	14.54	2043.35	12/14/04	12/15/2004	Unfiltered	<0.26	<0.19	<0.37	<0.29	<3.2	<0.33	<0.38	<0.21
MW-13	9.28	2048.61	06/01/05	06/20/2005	Unfiltered	<0.26	<0.19	<0.37	<0.29	<3.2	<0.33	<0.38	<0.21
MW-13	14.91	2042.98	11/29/05	12/09/2005	Unfiltered	<0.26	<0.19	<0.37	<0.29	<3.2	<0.33	<0.38	<0.21
MW-13	10.62	2047.27	05/30/06	06/08/2006	Unfiltered	<0.26	<0.19	<0.37	<0.29	<3.2	<0.33	<0.38	<0.21
MW-13	16.87	2041.022	11/30/06	12/06/2006	Unfiltered			<0.2	<0.2		<0.2	<0.5	<0.2
MW-13	15.3	2042.592	05/29/07	06/14/2007	Unfiltered			<0.2	<0.2		<0.2	<0.5	<0.2
MW-13	10.09	2047.80	05/12/08	06/05/2008	Unfiltered			<1	<1		<1	<2	<1
MW-13	11.15	2046.74	05/11/09	06/04/2009	Unfiltered	<0.24	<0.23	<0.44	<0.51	<7.1	<0.33	<0.45	<0.24
MW-13	9.35	2048.542	05/14/2010	06/16/2010	Unfiltered			<0.29	<0.17	<0.48	<0.13	<0.36	<0.41
MW-14	0.00	2026.97	04/07/93	04/21/1993	Unfiltered				<1				
MW-14	35.72	1991.25	05/20/02	05/17/2002	Unfiltered	0.4 BJkq	<0.15	<0.22	<0.21		<0.44	<0.31	0.3 Jq
MW-14	35.88	1993.79	06/18/04	06/29/2004	Unfiltered	<0.22	<0.11	<0.19	<0.20	<3.6	<0.35	<0.17	<0.16
MW-14	17.61	2012.06	06/02/05	06/22/2005	Unfiltered	<0.26	<0.19	<0.37	<0.29	<3.2	<0.33	<0.38	<0.21
MW-14	24.33	2005.34	05/30/06	06/09/2006	Unfiltered	<0.26	<0.19	<0.37	<0.29	<3.2	<0.33	<0.38	<0.21
MW-14	32.95	1996.715	05/29/07	06/12/2007	Unfiltered			<0.2	<0.2		<0.2	<0.5	<0.2
MW-14	23.94	2005.73	05/13/08	06/03/2008	Unfiltered			<1	<1		<1	<2	<1
MW-14	26.10	2003.57	05/12/09	06/08/2009	Unfiltered	<0.24	<0.23	<0.44	<0.51	<7.1	<0.33	<0.45	<0.24

Consolidation Data Summary Table - Groundwater
Beaumont Site 1

	Water Level Data					Volatile Organics										
Sample Location	Depth to Water (feet below ground surface)	Groundwater Elevation (feet above mean sea level)	Elevation Date	Sample Date	Filter Status	1,4-Dioxane -ug/L	N-Nitrosodimethylamine -ng/L	Acetone -ug/L	Bromodichloromethane -ug/L	2-Butanone -ug/L	Bromobenzene -ug/L	Bromochloromethane -ug/L	Bromomethane -ug/L	Bromoform -ug/L	n-Butylbenzene -ug/L	sec-Butylbenzene -ug/L
MW-14	24.24	2005.425	05/17/2010	06/16/2010	Unfiltered	1.8		<5.0	<0.11	<1.2			<0.48	<0.13		
MW-15	NA	NA	NA	03/03/1993	Unfiltered											
MW-15	29.49	1977.57	05/20/02	05/17/2002	Unfiltered	9.7		<9.5	<0.26	<2.8	<0.15	<0.49	<0.46	<0.23	<0.29	<0.29
MW-15	28.31	1981.45	07/10/03	07/21/2003	Unfiltered	9.2		<3.6	<0.33	<1.7	<0.26	<0.37	<0.90	<0.87	<0.34	<0.11
MW-15	29.82	1979.94	06/18/04	06/28/2004	Unfiltered	8.7 Jb		<3.6	<0.33	<1.7	<0.26	<0.37	<0.90	<0.87	<0.34	<0.11
MW-15	29.40	1980.36	12/14/04	12/16/2004	Unfiltered	8.4		<6.1	<0.27	<4.2	<0.47	<0.68	<2.9	<0.62	<0.29	<0.21
MW-15	22.68	1987.08	06/01/05	06/20/2005	Unfiltered	10		<6.1	<0.27	<4.2	<0.47	<0.68	<2.9	<0.62	<0.29	<0.21
MW-15	25.29	1984.47	11/29/05	12/09/2005	Unfiltered	7.2		<6.1	<0.27	<4.2	<0.47	<0.68	<2.9	<0.62	<0.29	<0.21
MW-15	24.01	1985.753	05/30/06	06/06/2006	Unfiltered	7.9	<0.48	8.8 Jq	<0.27	<4.2	<0.47	<0.68	<2.9	<0.62	<0.29	<0.21
MW-15	27.92	1981.843	11/30/06	12/06/2006	Unfiltered	4.3		<5	<0.2	<5			<0.2	<0.3		
MW-15	28.85	1980.913	05/29/07	06/12/2007	Unfiltered	6.9		<5	<0.2	<5			<0.2	<0.3		
MW-15	29.85	1979.91	11/05/07	11/07/2007	Unfiltered	5.3		<5	<0.2	<5			<0.2	<0.3		
MW-15	24.56	1985.20	05/12/08	05/30/2008	Unfiltered	4.3		<5	<1	<5			<1	<1		
MW-15	27.52	1982.243	12/04/08	11/11/2008	Unfiltered	4.6		<5	<0.2	<5			<0.2	<0.3		
MW-15	25.72	1984.04	05/11/09	06/08/2009	Unfiltered	6.4		<9.1	<0.33	<6.9	<0.33	<0.69	<4.3	<0.55	<0.28	<0.20
MW-15	28.78	1980.98	11/09/2009	11/16/2009	Unfiltered	7.7		<5.0	<0.11	<1.2			<0.48	<0.13		
MW-15	25.29	1984.473	05/14/2010	06/14/2010	Unfiltered	6.6		<5.0	<0.11	<1.2			<0.48	<0.13		
MW-15	28.51	1981.25	12/15/2010	1/6/2011	Unfiltered	5.9		<5.0	<0.11	<1.2			<0.48	<0.50		
MW-16	2.22	1809.42	07/10/03	07/31/2003	Unfiltered	<1.1		<3.6	<0.33	<1.7	<0.26	<0.37	<0.90	<0.87	<0.34	<0.11
MW-16	2.62	1809.02	06/18/04	06/24/2004	Unfiltered	<1.1		<3.6	<0.33	<1.7	<0.26	<0.37	<0.90	<0.87	<0.34	<0.11
MW-16	2.48	1809.16	12/15/04	12/15/2004	Unfiltered	<1.1		<6.1	<0.27	<4.2	<0.47	<0.68	<2.9	<0.62	<0.29	<0.21
MW-17	NA	NA	NA	03/09/1993	Unfiltered											
MW-17	56.54	2081.18	12/17/94	12/17/1994	Unfiltered				<1				<5	<2		
MW-17	0.93	2136.79	03/27/95	03/13/1995	Unfiltered			<14	<1	<6			<5	<2		
MW-17	2.00	2135.72	06/16/95	06/24/1995	Unfiltered				<1				<5	<2		
MW-17	11.10	2126.62	12/04/95	12/15/1995	Unfiltered				<1				<5	<2		
MW-17	14.98	2122.74	04/19/96	04/28/1996	Unfiltered				<0.5				<0.5	<0.5		
MW-17	19.94	2117.78	10/21/96	10/23/1996	Unfiltered				<0.5				<0.5	<1		

Consolidation Data Summary Table - Groundwater
Beaumont Site 1

	Water Level Data					Volatile Organics									
Sample Location	Depth to Water (feet below ground surface)	Groundwater Elevation (feet above mean sea level)	Elevation Date	Sample Date	Filter Status	tert-Butylbenzene -ug/L	Benzene -ug/L	Carbon Disulfide -ug/L	Chlorobenzene -ug/L	2-Chlorotoluene -ug/L	4-Chlorotoluene -ug/L	Chloroethane -ug/L	Chloromethane -ug/L	Carbon Tetrachloride -ug/L	Chloroform -ug/L
MW-14	24.24	2005.425	05/17/2010	06/16/2010	Unfiltered		<0.14	<0.36	<0.23			<0.35	<0.36	<0.15	<0.17
MW-15	NA	NA	NA	03/03/1993	Unfiltered										
MW-15	29.49	1977.57	05/20/02	05/17/2002	Unfiltered	<0.25	<0.18	<0.48	<0.16	<0.14	<0.22	<0.36	<0.19	<0.25	<0.30
MW-15	28.31	1981.45	07/10/03	07/21/2003	Unfiltered	<0.23	<0.29	<0.28	<0.19	<0.67	<0.16	<0.46	<0.43	<0.40	<0.45
MW-15	29.82	1979.94	06/18/04	06/28/2004	Unfiltered	<0.23	<0.29	<0.28	<0.19	<0.67	<0.16	<0.46	<0.43	<0.40	<0.45
MW-15	29.40	1980.36	12/14/04	12/16/2004	Unfiltered	<0.17	<0.26	<1.0	<0.36	<0.24	<0.30	<0.52	<1.8	<0.42	<0.22
MW-15	22.68	1987.08	06/01/05	06/20/2005	Unfiltered	<0.17	<0.26	<1.0	<0.36	<0.24	<0.30	<0.52	<1.8	<0.42	<0.22
MW-15	25.29	1984.47	11/29/05	12/09/2005	Unfiltered	<0.17	<0.26	<1.0	<0.36	<0.24	<0.30	<0.52	<1.8	<0.42	<0.22
MW-15	24.01	1985.753	05/30/06	06/06/2006	Unfiltered	<0.17	<0.26	<1.0	<0.36	<0.24	<0.30	<0.52	<1.8	<0.42	<0.22
MW-15	27.92	1981.843	11/30/06	12/06/2006	Unfiltered		<0.2	<0.2	<0.2			<0.2	<0.2	<0.2	<0.2
MW-15	28.85	1980.913	05/29/07	06/12/2007	Unfiltered		<0.2	<0.2	<0.2			<0.2	<0.2	<0.2	<0.2
MW-15	29.85	1979.91	11/05/07	11/07/2007	Unfiltered		<0.2	<0.2	<0.2			<0.2	<0.2	<0.2	<0.2
MW-15	24.56	1985.20	05/12/08	05/30/2008	Unfiltered		<1	<1	<1			<1	<1	<1	<1
MW-15	27.52	1982.243	12/04/08	11/11/2008	Unfiltered		<0.2	<0.2	<0.2			<0.2	<0.2	<0.2	<0.2
MW-15	25.72	1984.04	05/11/09	06/08/2009	Unfiltered	<0.28	<0.28	<1.9	<0.22	<0.55	<0.21	<1.3	<0.49	<0.43	<0.33
MW-15	28.78	1980.98	11/09/2009	11/16/2009	Unfiltered		<0.14	<0.36	<0.23			<0.35	<0.36	<0.15	<0.17
MW-15	25.29	1984.473	05/14/2010	06/14/2010	Unfiltered		<0.14	<0.36	<0.23			<0.35	<0.36	<0.15	<0.17
MW-15	28.51	1981.25	12/15/2010	1/6/2011	Unfiltered		<0.14	<0.36	<0.23			<0.35	<0.36	<0.15	<0.46
MW-16	2.22	1809.42	07/10/03	07/31/2003	Unfiltered	<0.23	<0.29	<0.28	<0.19	<0.67	<0.16	<0.46	<0.43	<0.40	<0.45
MW-16	2.62	1809.02	06/18/04	06/24/2004	Unfiltered	<0.23	<0.29	<0.28	<0.19	<0.67	<0.16	<0.46	<0.43	<0.40	<0.45
MW-16	2.48	1809.16	12/15/04	12/15/2004	Unfiltered	<0.17	<0.26	<1.0	<0.36	<0.24	<0.30	<0.52	<1.8	<0.42	<0.22
MW-17	NA	NA	NA	03/09/1993	Unfiltered										
MW-17	56.54	2081.18	12/17/94	12/17/1994	Unfiltered				<2			<2	<2	2.4	3.7
MW-17	0.93	2136.79	03/27/95	03/13/1995	Unfiltered		<1 U		<1			<2	<2	<0.5	<1
MW-17	2.00	2135.72	06/16/95	06/24/1995	Unfiltered				<2			<2	<2	<0.5	<1
MW-17	11.10	2126.62	12/04/95	12/15/1995	Unfiltered				<2			<2	<2	<0.5	<1
MW-17	14.98	2122.74	04/19/96	04/28/1996	Unfiltered				<0.5			<0.5	<0.5	<0.5	<0.5
MW-17	19.94	2117.78	10/21/96	10/23/1996	Unfiltered				<0.5			<1	<1	<0.5	<0.5

Consolidation Data Summary Table - Groundwater
Beaumont Site 1

	Water Level Data					Volatile Organics									
Sample Location	Depth to Water (feet below ground surface)	Groundwater Elevation (feet above mean sea level)	Elevation Date	Sample Date	Filter Status	Dibromochloromethane -ug/L	1,2-Dibromo-3-Chloropropane -ug/L	Dibromomethane -ug/L	1,1-Dichloroethane -ug/L	1,2-Dichloroethane -ug/L	1,2-Dichlorobenzene -ug/L	1,3-Dichlorobenzene -ug/L	1,4-Dichlorobenzene -ug/L	1,1-Dichloroethene -ug/L	cis-1,2-Dichloroethene -ug/L
MW-14	24.24	2005.425	05/17/2010	06/16/2010	Unfiltered	<0.37			<0.098	<0.21	<0.20	<0.15	<0.072	0.13 Jq	<0.18
MW-15	NA	NA	NA	03/03/1993	Unfiltered					<1				<13	
MW-15	29.49	1977.57	05/20/02	05/17/2002	Unfiltered	<0.21	<0.59	<0.20	0.4 Jq	<0.38	<0.099	<0.30	<0.12	<0.56	<0.30
MW-15	28.31	1981.45	07/10/03	07/21/2003	Unfiltered	<0.29	<2.6	<0.46	<0.40	<0.35	<0.29	<0.27	<0.28	3.3	<0.56
MW-15	29.82	1979.94	06/18/04	06/28/2004	Unfiltered	<0.29	<2.6	<0.46	<0.40	<0.35	<0.29	<0.27	<0.28	2.8	<0.56
MW-15	29.40	1980.36	12/14/04	12/16/2004	Unfiltered	<0.45	<2.5	<0.42	<0.53	<0.22	<0.24	<0.38	<0.30	3.1	<0.35
MW-15	22.68	1987.08	06/01/05	06/20/2005	Unfiltered	<0.45	<2.5	<0.42	<0.53	<0.22	<0.24	<0.38	<0.30	2.3	<0.35
MW-15	25.29	1984.47	11/29/05	12/09/2005	Unfiltered	<0.45	<2.5	<0.42	<0.53	<0.22	<0.24	<0.38	<0.30	2.3	<0.35
MW-15	24.01	1985.753	05/30/06	06/06/2006	Unfiltered	<0.45	<2.5	<0.42	<0.53	<0.22	<0.24	<0.38	<0.30	1.6	<0.35
MW-15	27.92	1981.843	11/30/06	12/06/2006	Unfiltered	<0.2			0.32 Jq	<0.2				1.9	0.22 Jq
MW-15	28.85	1980.913	05/29/07	06/12/2007	Unfiltered	<0.2			0.42 Jq	<0.2				2.1	0.28 Jq
MW-15	29.85	1979.91	11/05/07	11/07/2007	Unfiltered	<0.2			0.45 Jq	<0.2				2.9	0.28 Jq
MW-15	24.56	1985.20	05/12/08	05/30/2008	Unfiltered	<1			<1	<1				2 Jq	<1
MW-15	27.52	1982.243	12/04/08	11/11/2008	Unfiltered	<0.2			0.41 Jq	<0.2				2.4	0.27 Jq
MW-15	25.72	1984.04	05/11/09	06/08/2009	Unfiltered	<0.48	<3.1	<0.59	0.47 Jq	<0.31	<0.27	<0.28	<0.21	2.6	<0.49
MW-15	28.78	1980.98	11/09/2009	11/16/2009	Unfiltered	<0.37			0.35 Jq	<0.21	<0.20	<0.15	<0.072	2.3	0.29 Jq
MW-15	25.29	1984.473	05/14/2010	06/14/2010	Unfiltered	<0.37			0.43 Jq	<0.21	<0.20	<0.15	<0.072	2.7	0.33 Jq
MW-15	28.51	1981.25	12/15/2010	1/6/2011	Unfiltered	<0.37			0.34 Jq	<0.21	<0.20	<0.15	<0.072	2.0	0.30 Jq
MW-16	2.22	1809.42	07/10/03	07/31/2003	Unfiltered	<0.29	<2.6	<0.46	<0.40	<0.35	<0.29	<0.27	<0.28	<0.32	<0.56
MW-16	2.62	1809.02	06/18/04	06/24/2004	Unfiltered	<0.29	<2.6	<0.46	<0.40	<0.35	<0.29	<0.27	<0.28	<0.32	<0.56
MW-16	2.48	1809.16	12/15/04	12/15/2004	Unfiltered	<0.45	<2.5	<0.42	<0.53	<0.22	<0.24	<0.38	<0.30	<0.31	<0.35
MW-17	NA	NA	NA	03/09/1993	Unfiltered					<1				30.5	
MW-17	56.54	2081.18	12/17/94	12/17/1994	Unfiltered	<1			27	70	<3	<2	<2	1100 E	4.8
MW-17	0.93	2136.79	03/27/95	03/13/1995	Unfiltered	<1			<1	<0.5	<1	<1	<1	22	<1
MW-17	2.00	2135.72	06/16/95	06/24/1995	Unfiltered	<1			<1	<0.5	<3	<2	<2	17	<1
MW-17	11.10	2126.62	12/04/95	12/15/1995	Unfiltered	<1			<1	<1	<3	<2	<2	17	<1
MW-17	14.98	2122.74	04/19/96	04/28/1996	Unfiltered	<0.5			<0.5	<0.5	<0.5	<0.5	<0.5	18	<0.5
MW-17	19.94	2117.78	10/21/96	10/23/1996	Unfiltered	<0.5			<0.5	<0.5	<0.5	<0.5	<0.5	12	

Consolidation Data Summary Table - Groundwater
Beaumont Site 1

	Water Level Data					Volatile Organics										
Sample Location	Depth to Water (feet below ground surface)	Groundwater Elevation (feet above mean sea level)	Elevation Date	Sample Date	Filter Status	trans-1,2-Dichloroethene -ug/L	1,1-Dichloropropene -ug/L	cis-1,3-Dichloropropene -ug/L	trans-1,3-Dichloropropene -ug/L	1,2-Dichloropropane -ug/L	1,3-Dichloropropane -ug/L	2,2-Dichloropropane -ug/L	1,2-Dibromoethane -ug/L	Dichlorodifluoromethane -ug/L	Ethylbenzene -ug/L	Ethene -ug/L
MW-14	24.24	2005.425	05/17/2010	06/16/2010	Unfiltered	<0.10		<0.30	<0.24	<0.19					<0.26	<0.02
MW-15	NA	NA	NA	03/03/1993	Unfiltered											
MW-15	29.49	1977.57	05/20/02	05/17/2002	Unfiltered	<0.37	<0.16	<0.19	<0.25	<0.16	<0.30	<0.28	<0.18	<0.28	<0.12	
MW-15	28.31	1981.45	07/10/03	07/21/2003	Unfiltered	<0.60	<0.55	<0.44	<0.30	<0.40	<0.35	<0.39	<0.51	<0.47	<0.19	
MW-15	29.82	1979.94	06/18/04	06/28/2004	Unfiltered	<0.60	<0.55	<0.44	<0.30	<0.40	<0.35	<0.39	<0.51	<0.47	<0.19	
MW-15	29.40	1980.36	12/14/04	12/16/2004	Unfiltered	<0.29	<0.21	<0.45	<0.31	<0.28	<0.30	<0.40	<0.81	<0.27	<0.17	
MW-15	22.68	1987.08	06/01/05	06/20/2005	Unfiltered	<0.29	<0.21	<0.45	<0.31	<0.28	<0.30	<0.40	<0.81	<0.27	<0.17	
MW-15	25.29	1984.47	11/29/05	12/09/2005	Unfiltered	<0.29	<0.21	<0.45	<0.31	<0.28	<0.30	<0.40	<0.81	<0.27	<0.17	
MW-15	24.01	1985.753	05/30/06	06/06/2006	Unfiltered	<0.29	<0.21	<0.45	<0.31	<0.28	<0.30	<0.40	<0.81	<0.27	<0.17	
MW-15	27.92	1981.843	11/30/06	12/06/2006	Unfiltered	<0.2		<0.2	<0.2	<0.2					<0.2	
MW-15	28.85	1980.913	05/29/07	06/12/2007	Unfiltered	<0.2		<0.2	<0.2	<0.2					<0.2	
MW-15	29.85	1979.91	11/05/07	11/07/2007	Unfiltered	<0.2		<0.2	<0.2	<0.2					<0.2	
MW-15	24.56	1985.20	05/12/08	05/30/2008	Unfiltered	<1		<1	<1	<1					<1	
MW-15	27.52	1982.243	12/04/08	11/11/2008	Unfiltered	<0.2		<0.2	<0.2	<0.2					<0.2	
MW-15	25.72	1984.04	05/11/09	06/08/2009	Unfiltered	<0.40	<0.26	<0.28	<0.36	<0.38	<0.38	<0.46	<0.47	<0.49	<0.22	
MW-15	28.78	1980.98	11/09/2009	11/16/2009	Unfiltered	<0.10		<0.30	<0.24	<0.19					<0.26	
MW-15	25.29	1984.473	05/14/2010	06/14/2010	Unfiltered	<0.10		<0.30	<0.24	<0.19					<0.26	<0.02
MW-15	28.51	1981.25	12/15/2010	1/6/2011	Unfiltered	<0.10		<0.30	<0.24	<0.19					<0.26	
MW-16	2.22	1809.42	07/10/03	07/31/2003	Unfiltered	<0.60	<0.55	<0.44	<0.30	<0.40	<0.35	<0.39	<0.51	<0.47	<0.19	
MW-16	2.62	1809.02	06/18/04	06/24/2004	Unfiltered	<0.60	<0.55	<0.44	<0.30	<0.40	<0.35	<0.39	<0.51	<0.47	<0.19	
MW-16	2.48	1809.16	12/15/04	12/15/2004	Unfiltered	<0.29	<0.21	<0.45	<0.31	<0.28	<0.30	<0.40	<0.81	<0.27	<0.17	
MW-17	NA	NA	NA	03/09/1993	Unfiltered											
MW-17	56.54	2081.18	12/17/94	12/17/1994	Unfiltered	<1.2		<0.5	<0.5	<1				<5		
MW-17	0.93	2136.79	03/27/95	03/13/1995	Unfiltered	<1		<0.5	<0.5	<1				<5	<1	
MW-17	2.00	2135.72	06/16/95	06/24/1995	Unfiltered	<1		<0.5	<0.5	<1				<5		
MW-17	11.10	2126.62	12/04/95	12/15/1995	Unfiltered	<1		<0.5	<2	<1				<5		
MW-17	14.98	2122.74	04/19/96	04/28/1996	Unfiltered	<0.5		<0.5	<0.5	<0.5						
MW-17	19.94	2117.78	10/21/96	10/23/1996	Unfiltered	<0.5		<0.5	<0.5	<0.5				<0.5		

Consolidation Data Summary Table - Groundwater
Beaumont Site 1

	Water Level Data					Volatile Organics										
Sample Location	Depth to Water (feet below ground surface)	Groundwater Elevation (feet above mean sea level)	Elevation Date	Sample Date	Filter Status	Ethane -ug/L	Hexachlorobutadiene -ug/L	2-Hexanone -ug/L	p-Isopropyltoluene -ug/L	Isopropylbenzene -ug/L	Methane -ug/L	4-Methyl-2-Pentanone -ug/L	Methyl tert-butyl ether (MTBE) -ug/L	Methylene Chloride -ug/L	Naphthalene -ug/L	n-Propylbenzene -ug/L
MW-14	24.24	2005.425	05/17/2010	06/16/2010	Unfiltered	0.03 Jq		<1.2			0.1	<0.95	<0.29	<0.15		
MW-15	NA	NA	NA	03/03/1993	Unfiltered											
MW-15	29.49	1977.57	05/20/02	05/17/2002	Unfiltered		<0.26		<0.23	<0.19		<0.15	<0.30	3 BJakq	<0.090	<0.28
MW-15	28.31	1981.45	07/10/03	07/21/2003	Unfiltered			<2.5	<0.17	<0.17		<2.6	<0.28	<1.7	<0.56	<0.24
MW-15	29.82	1979.94	06/18/04	06/28/2004	Unfiltered			<2.5	<0.17	<0.17		<2.6	<0.28	<1.7	<0.56	<0.24
MW-15	29.40	1980.36	12/14/04	12/16/2004	Unfiltered			<1.9	<0.21	<0.24		<2.4	<0.29	<2.6	<0.95	<0.30
MW-15	22.68	1987.08	06/01/05	06/20/2005	Unfiltered			<1.9	<0.21	<0.24		<2.4	<0.29	<2.6	<0.95	<0.30
MW-15	25.29	1984.47	11/29/05	12/09/2005	Unfiltered			<1.9	<0.21	<0.24		<2.4	<0.29	<2.6	<0.95	<0.30
MW-15	24.01	1985.753	05/30/06	06/06/2006	Unfiltered			<1.9	<0.21	<0.24		<2.4	<0.29	24 Bak	<0.95	<0.30
MW-15	27.92	1981.843	11/30/06	12/06/2006	Unfiltered			<5				<5	<0.2	<0.5		
MW-15	28.85	1980.913	05/29/07	06/12/2007	Unfiltered			<5				<5	<0.2	<0.5		
MW-15	29.85	1979.91	11/05/07	11/07/2007	Unfiltered			<5				<5	<0.2	<0.5		
MW-15	24.56	1985.20	05/12/08	05/30/2008	Unfiltered			<5				<5	<1	<1		
MW-15	27.52	1982.243	12/04/08	11/11/2008	Unfiltered			<5				<5	<0.2	<0.5		
MW-15	25.72	1984.04	05/11/09	06/08/2009	Unfiltered			<6.9	<0.26	<0.23		<4.4	<0.30	<2.6	<2.5	<0.79
MW-15	28.78	1980.98	11/09/2009	11/16/2009	Unfiltered			<1.2				<0.95	<0.29	<0.15		
MW-15	25.29	1984.473	05/14/2010	06/14/2010	Unfiltered	<0.01		<1.2			1.1	<0.95	<0.29	<0.15		
MW-15	28.51	1981.25	12/15/2010	1/6/2011	Unfiltered			<1.2				<0.95	<0.43	<0.15		
MW-16	2.22	1809.42	07/10/03	07/31/2003	Unfiltered			<2.5	<0.17	<0.17		<2.6	<0.28	<1.7	<0.56	<0.24
MW-16	2.62	1809.02	06/18/04	06/24/2004	Unfiltered			<2.5	<0.17	<0.17		<2.6	<0.28	<1.7	<0.56	<0.24
MW-16	2.48	1809.16	12/15/04	12/15/2004	Unfiltered			<1.9	<0.21	<0.24		<2.4	<0.29	<2.6	<0.95	<0.30
MW-17	NA	NA	NA	03/09/1993	Unfiltered											
MW-17	56.54	2081.18	12/17/94	12/17/1994	Unfiltered									<2		
MW-17	0.93	2136.79	03/27/95	03/13/1995	Unfiltered									<2		
MW-17	2.00	2135.72	06/16/95	06/24/1995	Unfiltered									<2.4		
MW-17	11.10	2126.62	12/04/95	12/15/1995	Unfiltered									<2		
MW-17	14.98	2122.74	04/19/96	04/28/1996	Unfiltered									<2		
MW-17	19.94	2117.78	10/21/96	10/23/1996	Unfiltered									<2		

Consolidation Data Summary Table - Groundwater
Beaumont Site 1

	Water Level Data					Volatile Organics										
Sample Location	Depth to Water (feet below ground surface)	Groundwater Elevation (feet above mean sea level)	Elevation Date	Sample Date	Filter Status	Styrene -ug/L	Toluene -ug/L	1,1,1,2-Tetrachloroethane -ug/L	1,1,1-Trichloroethane -ug/L	1,1,2-Trichloroethane -ug/L	1,2,3-Trichlorobenzene -ug/L	1,2,4-Trichlorobenzene -ug/L	Trichloroethene -ug/L	1,2,3-Trichloropropane -ug/L	Trichlorofluoromethane -ug/L	1,1,2-Trichloro-1,2,2-Trifluoroethane -ug/L
MW-14	24.24	2005.425	05/17/2010	06/16/2010	Unfiltered	<0.22	<0.22		<0.12	<0.31			0.18 Jq	<0.29	<0.16	
MW-15	NA	NA	NA	03/03/1993	Unfiltered				<3				<2			
MW-15	29.49	1977.57	05/20/02	05/17/2002	Unfiltered	<0.12	<0.16	<0.27	<0.33	<0.34	<0.30	<0.37	0.8 Jq	<0.46	<0.22	
MW-15	28.31	1981.45	07/10/03	07/21/2003	Unfiltered	<0.14	<0.35	<0.45	<0.46	<0.42	<0.40	<0.28	1.1	<2.0	<0.27	
MW-15	29.82	1979.94	06/18/04	06/28/2004	Unfiltered	<0.14	<0.35	<0.45	<0.46	<0.42	<0.40	<0.28	1.1	<0.81	<0.27	<0.70
MW-15	29.40	1980.36	12/14/04	12/16/2004	Unfiltered	<0.29	<0.35	<0.37	<0.32	<0.54	<0.39	<0.35	1.4	<2.3	<0.36	<0.54
MW-15	22.68	1987.08	06/01/05	06/20/2005	Unfiltered	<0.29	<0.35	<0.37	<0.32	<0.54	<0.39	<0.35	1.6	<2.3	<0.36	<0.54
MW-15	25.29	1984.47	11/29/05	12/09/2005	Unfiltered	<0.29	<0.35	<0.37	<0.32	<0.54	<0.39	<0.35	1.0	<2.3	<0.36	<0.54
MW-15	24.01	1985.753	05/30/06	06/06/2006	Unfiltered	<0.29	<0.35	<0.37	<0.32	<0.54	<0.39	<0.35	0.91 Jq	<2.3	<0.36	<0.54
MW-15	27.92	1981.843	11/30/06	12/06/2006	Unfiltered	<0.2	<0.2		<0.2	<0.2			0.85 Jq			
MW-15	28.85	1980.913	05/29/07	06/12/2007	Unfiltered	<0.2	<0.2		<0.2	<0.2			0.99 Jq			
MW-15	29.85	1979.91	11/05/07	11/07/2007	Unfiltered	<0.2	<0.2		<0.2	<0.2			1.4			
MW-15	24.56	1985.20	05/12/08	05/30/2008	Unfiltered	<1	<1		<1	<1			1.1 Jq			
MW-15	27.52	1982.243	12/04/08	11/11/2008	Unfiltered	<0.2	<0.2		<0.2	<0.2			1.3			
MW-15	25.72	1984.04	05/11/09	06/08/2009	Unfiltered	<0.30	<0.33	<0.35	<0.45	<0.54	<0.31	<0.49	1.3	<1.3	<0.31	<0.64
MW-15	28.78	1980.98	11/09/2009	11/16/2009	Unfiltered	<0.22	<0.22		<0.12	<0.31			1.5	<0.29	<0.16	
MW-15	25.29	1984.473	05/14/2010	06/14/2010	Unfiltered	<0.22	<0.22		<0.12	<0.31			1.2	<0.29	<0.16	
MW-15	28.51	1981.25	12/15/2010	1/6/2011	Unfiltered	<0.22	<0.22		<0.12	<0.31			1.2	<0.29	<0.16	
MW-16	2.22	1809.42	07/10/03	07/31/2003	Unfiltered	<0.14	<0.35	<0.45	<0.46	<0.42	<0.40	<0.28	<0.48	<2.0	<0.27	
MW-16	2.62	1809.02	06/18/04	06/24/2004	Unfiltered	<0.14	<0.35	<0.45	<0.46	<0.42	<0.40	<0.28	<0.48	<0.81	<0.27	<0.70
MW-16	2.48	1809.16	12/15/04	12/15/2004	Unfiltered	<0.29	<0.35	<0.37	<0.32	<0.54	<0.39	<0.35	<0.30	<2.3	<0.36	<0.54
MW-17	NA	NA	NA	03/09/1993	Unfiltered				9.5				5.6			
MW-17	56.54	2081.18	12/17/94	12/17/1994	Unfiltered				94	5.5			800		<5	
MW-17	0.93	2136.79	03/27/95	03/13/1995	Unfiltered		<1		<13	<0.5			16		<5	
MW-17	2.00	2135.72	06/16/95	06/24/1995	Unfiltered				<14	<0.5			15		<5	
MW-17	11.10	2126.62	12/04/95	12/15/1995	Unfiltered				9.9	<0.5			17		<5	
MW-17	14.98	2122.74	04/19/96	04/28/1996	Unfiltered				8.9	<0.5			13		<0.5	<0.5
MW-17	19.94	2117.78	10/21/96	10/23/1996	Unfiltered				8.4	<0.5			17		<0.5	

Consolidation Data Summary Table - Groundwater
Beaumont Site 1

	Water Level Data						Volatile Organics						
Sample Location	Depth to Water (feet below ground surface)	Groundwater Elevation (feet above mean sea level)	Elevation Date	Sample Date	Filter Status	1,2,4-Trimethylbenzene -ug/L	1,3,5-Trimethylbenzene -ug/L	1,1,2,2-Tetrachloroethane -ug/L	Tetrachloroethene (PCE) -ug/L	Vinyl Acetate -ug/L	Vinyl Chloride -ug/L	m,p-Xylenes -ug/L	o-Xylene -ug/L
MW-14	24.24	2005.425	05/17/2010	06/16/2010	Unfiltered			<0.29	<0.17	<0.48	<0.13	<0.36	<0.41
MW-15	NA	NA	NA	03/03/1993	Unfiltered				<1				
MW-15	29.49	1977.57	05/20/02	05/17/2002	Unfiltered	<0.20	<0.15	<0.22	<0.21		<0.44	<0.31	<0.088
MW-15	28.31	1981.45	07/10/03	07/21/2003	Unfiltered	<0.22	<0.11	<0.19	<0.20	<3.6	<0.35	<0.17	<0.16
MW-15	29.82	1979.94	06/18/04	06/28/2004	Unfiltered	<0.22	<0.11	<0.19	<0.20	<3.6	<0.35	<0.17	<0.16
MW-15	29.40	1980.36	12/14/04	12/16/2004	Unfiltered	<0.26	<0.19	<0.37	<0.29	<3.2	<0.33	<0.38	<0.21
MW-15	22.68	1987.08	06/01/05	06/20/2005	Unfiltered	<0.26	<0.19	<0.37	<0.29	<3.2	<0.33	<0.38	<0.21
MW-15	25.29	1984.47	11/29/05	12/09/2005	Unfiltered	<0.26	<0.19	<0.37	<0.29	<3.2	<0.33	<0.38	<0.21
MW-15	24.01	1985.753	05/30/06	06/06/2006	Unfiltered	<0.26	<0.19	<0.37	<0.29	<3.2	<0.33	<0.38	<0.21
MW-15	27.92	1981.843	11/30/06	12/06/2006	Unfiltered			<0.2	<0.2		<0.2	<0.5	<0.2
MW-15	28.85	1980.913	05/29/07	06/12/2007	Unfiltered			<0.2	<0.2		<0.2	<0.5	<0.2
MW-15	29.85	1979.91	11/05/07	11/07/2007	Unfiltered			<0.2	<0.2		<0.2	<0.5	<0.2
MW-15	24.56	1985.20	05/12/08	05/30/2008	Unfiltered			<1	<1		<1	<2	<1
MW-15	27.52	1982.243	12/04/08	11/11/2008	Unfiltered			<0.2	<0.2		<0.2	<0.5	<0.2
MW-15	25.72	1984.04	05/11/09	06/08/2009	Unfiltered	<0.24	<0.23	<0.44	<0.51	<7.1	<0.33	<0.45	<0.24
MW-15	28.78	1980.98	11/09/2009	11/16/2009	Unfiltered			<0.29	<0.17	<0.48	<0.13	<0.36	<0.41
MW-15	25.29	1984.473	05/14/2010	06/14/2010	Unfiltered			<0.29	<0.17	<0.48	0.13 Jq	<0.36	<0.41
MW-15	28.51	1981.25	12/15/2010	1/6/2011	Unfiltered			<0.29	<0.23	<0.48	<0.13	<0.36	<0.41
MW-16	2.22	1809.42	07/10/03	07/31/2003	Unfiltered	<0.22	<0.11	<0.19	<0.20	<3.6	<0.35	<0.17	<0.16
MW-16	2.62	1809.02	06/18/04	06/24/2004	Unfiltered	<0.22	<0.11	<0.19	<0.20	<3.6	<0.35	<0.17	<0.16
MW-16	2.48	1809.16	12/15/04	12/15/2004	Unfiltered	<0.26	<0.19	<0.37	<0.29	<3.2	<0.33	<0.38	<0.21
MW-17	NA	NA	NA	03/09/1993	Unfiltered				<1				
MW-17	56.54	2081.18	12/17/94	12/17/1994	Unfiltered			<1	3		<0.5		
MW-17	0.93	2136.79	03/27/95	03/13/1995	Unfiltered			<1	<0.5		<0.5	<1	<1
MW-17	2.00	2135.72	06/16/95	06/24/1995	Unfiltered			<1	<0.5		<0.5		
MW-17	11.10	2126.62	12/04/95	12/15/1995	Unfiltered			<1	<2		<1		
MW-17	14.98	2122.74	04/19/96	04/28/1996	Unfiltered			<0.5	<0.5		<0.5		
MW-17	19.94	2117.78	10/21/96	10/23/1996	Unfiltered			<0.5	<0.5		<0.5		

Consolidation Data Summary Table - Groundwater
Beaumont Site 1

	Water Level Data					Volatile Organics										
Sample Location	Depth to Water (feet below ground surface)	Groundwater Elevation (feet above mean sea level)	Elevation Date	Sample Date	Filter Status	1,4-Dioxane -ug/L	N-Nitrosodimethylamine -ng/L	Acetone -ug/L	Bromodichloromethane -ug/L	2-Butanone -ug/L	Bromobenzene -ug/L	Bromochloromethane -ug/L	Bromomethane -ug/L	Bromoform -ug/L	n-Butylbenzene -ug/L	sec-Butylbenzene -ug/L
MW-17	21.80	2115.92	04/14/97	04/23/1997	Unfiltered				<0.5				<0.5	<1		
MW-17	25.29	2112.43	10/20/97	10/24/1997	Unfiltered				<0.5				<0.5	<1		
MW-17	7.74	2129.98	04/21/98	04/28/1998	Unfiltered				<0.5				<0.5	<0.5		
MW-17	10.74	2126.98	10/13/98	10/17/1998	Unfiltered				<0.5				<0.5	<0.5		
MW-17	16.02	2121.70	04/08/99	04/13/1999	Unfiltered				<0.5				<2	<2		
MW-17	21.34	2116.38	10/25/99	10/28/1999	Unfiltered				<0.5				<2	<2		
MW-17	28.71	2109.01	12/04/00	12/07/2000	Unfiltered				<1				<1	<1		
MW-17	33.99	2103.73	10/31/01	11/07/2001	Unfiltered				<1				<1	<1		
MW-17	37.07	2100.65	05/20/02	05/23/2002	Unfiltered	44										
MW-17	40.41	2099.99	07/11/03	07/24/2003	Unfiltered	48		<3.6	<0.33	<1.7	<0.26	<0.37	<0.90	<0.87	<0.34	<0.11
MW-17	44.12	2096.28	06/17/04	07/01/2004	Unfiltered	36		<3.6	<0.33	<1.7	<0.26	<0.37	<0.90	<0.87	<0.34	<0.11
MW-17	15.63	2124.77	06/01/05	06/28/2005	Unfiltered	53		<6.1	<0.27	<4.2	<0.47	<0.68	<2.9	<0.62	<0.29	<0.21
MW-17	25.56	2114.84	05/30/06	06/09/2006	Unfiltered	38		<6.1	<0.27	<4.2	<0.47	<0.68	<2.9	<0.62	<0.29	<0.21
MW-17	31.84	2108.558	05/30/07	06/18/2007	Unfiltered	17		<5	<0.2	<5			<0.2	<0.3		
MW-17	31.90	2108.50	05/14/08	06/05/2008	Unfiltered	7.4		<5	<1	<5			<1	<1		
MW-17	36.95	2103.45	05/07/09	06/18/2009	Unfiltered	10		<5.0	<0.11	<1.2			<0.48	<0.13		
MW-17	38.61	2101.788	05/14/2010	06/17/2010	Unfiltered	9.2		<5.0	<0.11	<1.2			<0.48	<0.13		
MW-18	NA	NA	NA	03/08/1993	Unfiltered											
MW-18	29.10	1976.90	05/20/02	05/24/2002	Unfiltered	12 Je		<9.5	<0.26	<2.8	<0.15	<0.49	<0.46	<0.23	<0.29	<0.29
MW-18	28.01	1980.68	07/10/03	07/21/2003	Unfiltered	12		<3.6	<0.33	<1.7	<0.26	<0.37	<0.90	<0.87	<0.34	<0.11
MW-18	29.51	1979.18	06/18/04	06/28/2004	Unfiltered	8.5 Jb		<3.6	<0.33	<1.7	<0.26	<0.37	<0.90	<0.87	<0.34	<0.11
MW-18	18.96	1989.73	12/14/04	12/16/2004	Unfiltered	8.1		<6.1	<0.27	<4.2	<0.47	<0.68	<2.9	<0.62	<0.29	<0.21
MW-18	22.87	1985.82	06/01/05	06/20/2005	Unfiltered	9.1		<6.1	<0.27	<4.2	<0.47	<0.68	<2.9	<0.62	<0.29	<0.21
MW-18	25.28	1983.41	11/29/05	12/09/2005	Unfiltered	<1.1		<6.1	<0.27	<4.2	<0.47	<0.68	<2.9	<0.62	<0.29	<0.21
MW-18	25.03	1983.663	05/30/06	06/06/2006	Unfiltered	4.7	<0.48	<6.1	<0.27	<4.2	<0.47	<0.68	<2.9	<0.62	<0.29	<0.21
MW-18	27.73	1980.963	11/30/06	12/06/2006	Unfiltered	3.3		<5	<0.2	<5			<0.2	<0.3		
MW-18	28.61	1980.083	05/29/07	06/14/2007	Unfiltered	3.4		<5	<0.2	<5			<0.2	<0.3		
MW-18	29.65	1979.04	11/02/07	11/02/2007	Unfiltered	4.7		<5	<0.2	<5			<0.2	<0.3		

Consolidation Data Summary Table - Groundwater
Beaumont Site 1

	Water Level Data					Volatile Organics									
Sample Location	Depth to Water (feet below ground surface)	Groundwater Elevation (feet above mean sea level)	Elevation Date	Sample Date	Filter Status	tert-Butylbenzene -ug/L	Benzene -ug/L	Carbon Disulfide -ug/L	Chlorobenzene -ug/L	2-Chlorotoluene -ug/L	4-Chlorotoluene -ug/L	Chloroethane -ug/L	Chloromethane -ug/L	Carbon Tetrachloride -ug/L	Chloroform -ug/L
MW-17	21.80	2115.92	04/14/97	04/23/1997	Unfiltered				<0.5			<1	<1	<0.5	<0.5
MW-17	25.29	2112.43	10/20/97	10/24/1997	Unfiltered				<0.5			<1	<1	<0.5	<0.5
MW-17	7.74	2129.98	04/21/98	04/28/1998	Unfiltered				<0.5			<0.5	<0.5	<0.5	<0.5
MW-17	10.74	2126.98	10/13/98	10/17/1998	Unfiltered				<0.5			<0.5	<0.5	<0.5	<0.5
MW-17	16.02	2121.70	04/08/99	04/13/1999	Unfiltered				<0.5			<2	<2	<0.5	<0.5
MW-17	21.34	2116.38	10/25/99	10/28/1999	Unfiltered				<0.5			<2	<2	<0.5	<0.5
MW-17	28.71	2109.01	12/04/00	12/07/2000	Unfiltered				<0.5			<1	<1	<0.5	<0.5
MW-17	33.99	2103.73	10/31/01	11/07/2001	Unfiltered				<0.5			<1	<1	<0.5	<1
MW-17	37.07	2100.65	05/20/02	05/23/2002	Unfiltered										
MW-17	40.41	2099.99	07/11/03	07/24/2003	Unfiltered	<0.23	<0.29	<0.28	<0.19	<0.67	<0.16	<0.46	<0.43	<0.40	<0.45
MW-17	44.12	2096.28	06/17/04	07/01/2004	Unfiltered	<0.23	<0.29	<0.28	<0.19	<0.67	<0.16	<0.46	<0.43	<0.40	<0.45
MW-17	15.63	2124.77	06/01/05	06/28/2005	Unfiltered	<0.17	<0.26	<1.0	<0.36	<0.24	<0.30	<0.52	<1.8	<0.42	<0.22
MW-17	25.56	2114.84	05/30/06	06/09/2006	Unfiltered	<0.17	<0.26	<1.0	<0.36	<0.24	<0.30	<0.52	<1.8	<0.42	<0.22
MW-17	31.84	2108.558	05/30/07	06/18/2007	Unfiltered		<0.2	<0.2	<0.2			<0.2	<0.2	<0.2	<0.2
MW-17	31.90	2108.50	05/14/08	06/05/2008	Unfiltered		<1	<1	<1			<1	<1	<1	<1
MW-17	36.95	2103.45	05/07/09	06/18/2009	Unfiltered		<0.14	<0.36	<0.23			<0.35	<0.36	<0.15	<0.17
MW-17	38.61	2101.788	05/14/2010	06/17/2010	Unfiltered		<0.14	<0.36	<0.23			<0.35	<0.36	<0.15	<0.17
MW-18	NA	NA	NA	03/08/1993	Unfiltered										
MW-18	29.10	1976.90	05/20/02	05/24/2002	Unfiltered	<0.25	<0.18	<0.48	<0.16	<0.14	<0.22	<0.36	<0.19	<0.25	<0.30
MW-18	28.01	1980.68	07/10/03	07/21/2003	Unfiltered	<0.23	<0.29	<0.28	<0.19	<0.67	<0.16	<0.46	<0.43	<0.40	<0.45
MW-18	29.51	1979.18	06/18/04	06/28/2004	Unfiltered	<0.23	<0.29	<0.28	<0.19	<0.67	<0.16	<0.46	<0.43	<0.40	<0.45
MW-18	18.96	1989.73	12/14/04	12/16/2004	Unfiltered	<0.17	<0.26	<1.0	<0.36	<0.24	<0.30	<0.52	<1.8	<0.42	<0.22
MW-18	22.87	1985.82	06/01/05	06/20/2005	Unfiltered	<0.17	<0.26	<1.0	<0.36	<0.24	<0.30	<0.52	<1.8	<0.42	<0.22
MW-18	25.28	1983.41	11/29/05	12/09/2005	Unfiltered	<0.17	<0.26	<1.0	<0.36	<0.24	<0.30	<0.52	<1.8	<0.42	<0.22
MW-18	25.03	1983.663	05/30/06	06/06/2006	Unfiltered	<0.17	<0.26	<1.0	<0.36	<0.24	<0.30	<0.52	<1.8	<0.42	<0.22
MW-18	27.73	1980.963	11/30/06	12/06/2006	Unfiltered		<0.2	<0.2	<0.2			<0.2	<0.2	<0.2	<0.2
MW-18	28.61	1980.083	05/29/07	06/14/2007	Unfiltered		<0.2	<0.2	<0.2			<0.2	<0.2	<0.2	<0.2
MW-18	29.65	1979.04	11/02/07	11/02/2007	Unfiltered		<0.2	<0.2	<0.2			<0.2	<0.2	<0.2	<0.2

Consolidation Data Summary Table - Groundwater
Beaumont Site 1

	Water Level Data					Volatile Organics									
Sample Location	Depth to Water (feet below ground surface)	Groundwater Elevation (feet above mean sea level)	Elevation Date	Sample Date	Filter Status	Dibromochloromethane -ug/L	1,2-Dibromo-3-Chloropropane -ug/L	Dibromomethane -ug/L	1,1-Dichloroethane -ug/L	1,2-Dichloroethane -ug/L	1,2-Dichlorobenzene -ug/L	1,3-Dichlorobenzene -ug/L	1,4-Dichlorobenzene -ug/L	1,1-Dichloroethene -ug/L	cis-1,2-Dichloroethene -ug/L
MW-17	21.80	2115.92	04/14/97	04/23/1997	Unfiltered	<0.5			<0.5	<0.5	<0.5	<0.5	<0.5	4.1	
MW-17	25.29	2112.43	10/20/97	10/24/1997	Unfiltered	<0.5			<0.5 J	<0.5	<0.5	<0.5	<0.5	19.7	
MW-17	7.74	2129.98	04/21/98	04/28/1998	Unfiltered	<0.5			4.1	<0.5	<0.5	<0.5	<0.5	18.9	
MW-17	10.74	2126.98	10/13/98	10/17/1998	Unfiltered	<0.5			<0.5	<0.5	<0.5	<0.5	<0.5	25.6	
MW-17	16.02	2121.70	04/08/99	04/13/1999	Unfiltered	<0.5			<0.5	<0.5	<1	<1	<1	13	<0.5
MW-17	21.34	2116.38	10/25/99	10/28/1999	Unfiltered	<0.5			<0.5	<0.5	<1	<1	<1	13	<0.5
MW-17	28.71	2109.01	12/04/00	12/07/2000	Unfiltered	<1			<0.5	<0.5	<0.5	<0.5	<0.5	11	<0.5
MW-17	33.99	2103.73	10/31/01	11/07/2001	Unfiltered	<1			<0.5	<0.5	<0.5	<0.5	<0.5	6.8	<0.5
MW-17	37.07	2100.65	05/20/02	05/23/2002	Unfiltered										
MW-17	40.41	2099.99	07/11/03	07/24/2003	Unfiltered	<0.29	<2.6	<0.46	<0.40	<0.35	<0.29	<0.27	<0.28	7.7	<0.56
MW-17	44.12	2096.28	06/17/04	07/01/2004	Unfiltered	<0.29	<2.6	<0.46	<0.40	<0.35	<0.29	<0.27	<0.28	7.1	<0.56
MW-17	15.63	2124.77	06/01/05	06/28/2005	Unfiltered	<0.45	<2.5	<0.42	<0.53	<0.22	<0.24	<0.38	<0.30	7.4	<0.35
MW-17	25.56	2114.84	05/30/06	06/09/2006	Unfiltered	<0.45	<2.5	<0.42	<0.53	<0.22	<0.24	<0.38	<0.30	5.2	<0.35
MW-17	31.84	2108.558	05/30/07	06/18/2007	Unfiltered	<0.2			<0.2	<0.2				1.7	<0.2
MW-17	31.90	2108.50	05/14/08	06/05/2008	Unfiltered	<1			<1	<1				<1	<1
MW-17	36.95	2103.45	05/07/09	06/18/2009	Unfiltered	<0.37			<0.098	<0.21	<0.20	<0.15	<0.072	<0.12 Jq	<0.18
MW-17	38.61	2101.788	05/14/2010	06/17/2010	Unfiltered	<0.37			0.13 Jq	<0.21	<0.20	<0.15	<0.072	0.54	<0.18
MW-18	NA	NA	NA	03/08/1993	Unfiltered					<1.6				47.71	
MW-18	29.10	1976.90	05/20/02	05/24/2002	Unfiltered	<0.21	<0.59	<0.20	0.4 Jq	<0.38	<0.099	<0.30	<0.12	3 Jq	<0.30
MW-18	28.01	1980.68	07/10/03	07/21/2003	Unfiltered	<0.29	<2.6	<0.46	<0.40	<0.35	<0.29	<0.27	<0.28	4.0	<0.56
MW-18	29.51	1979.18	06/18/04	06/28/2004	Unfiltered	<0.29	<2.6	<0.46	<0.40	<0.35	<0.29	<0.27	<0.28	3.2	<0.56
MW-18	18.96	1989.73	12/14/04	12/16/2004	Unfiltered	<0.45	<2.5	<0.42	<0.53	<0.22	<0.24	<0.38	<0.30	3.1	<0.35
MW-18	22.87	1985.82	06/01/05	06/20/2005	Unfiltered	<0.45	<2.5	<0.42	<0.53	<0.22	<0.24	<0.38	<0.30	2.2	<0.35
MW-18	25.28	1983.41	11/29/05	12/09/2005	Unfiltered	<0.45	<2.5	<0.42	<0.53	<0.22	<0.24	<0.38	<0.30	1.2	<0.35
MW-18	25.03	1983.663	05/30/06	06/06/2006	Unfiltered	<0.45	<2.5	<0.42	<0.53	<0.22	<0.24	<0.38	<0.30	1.3	<0.35
MW-18	27.73	1980.963	11/30/06	12/06/2006	Unfiltered	<0.2			<0.2	<0.2				1.3	<0.2
MW-18	28.61	1980.083	05/29/07	06/14/2007	Unfiltered	<0.2			0.28 Jq	<0.2				2.1	<0.2
MW-18	29.65	1979.04	11/02/07	11/02/2007	Unfiltered	<0.2			0.21 Jq	<0.2				1.4	<0.2

Consolidation Data Summary Table - Groundwater
Beaumont Site 1

	Water Level Data						Volatile Organics									
Sample Location	Depth to Water (feet below ground surface)	Groundwater Elevation (feet above mean sea level)	Elevation Date	Sample Date	Filter Status	trans-1,2-Dichloroethene -ug/L	1,1-Dichloropropene -ug/L	cis-1,3-Dichloropropene -ug/L	trans-1,3-Dichloropropene -ug/L	1,2-Dichloropropane -ug/L	1,3-Dichloropropane -ug/L	2,2-Dichloropropane -ug/L	1,2-Dibromoethane -ug/L	Dichlorodifluoromethane -ug/L	Ethylbenzene -ug/L	Ethene -ug/L
MW-17	21.80	2115.92	04/14/97	04/23/1997	Unfiltered	<0.5		<0.5	<0.5	<0.5				<0.5		
MW-17	25.29	2112.43	10/20/97	10/24/1997	Unfiltered	<0.5		<0.5	<0.5	<0.5				<0.5		
MW-17	7.74	2129.98	04/21/98	04/28/1998	Unfiltered	<0.5		<0.5	<0.5	<0.5				<0.5		
MW-17	10.74	2126.98	10/13/98	10/17/1998	Unfiltered	<0.5		<0.5	<0.5	<0.5				<0.5		
MW-17	16.02	2121.70	04/08/99	04/13/1999	Unfiltered	<0.5		<0.5	<0.5	<0.5				<2		
MW-17	21.34	2116.38	10/25/99	10/28/1999	Unfiltered	<0.5		<0.5	<0.5	<0.5				<2		
MW-17	28.71	2109.01	12/04/00	12/07/2000	Unfiltered	<0.5		<0.5	<0.5	<0.5				<1		
MW-17	33.99	2103.73	10/31/01	11/07/2001	Unfiltered	<0.5		<0.5	<0.5	<0.5				<1		
MW-17	37.07	2100.65	05/20/02	05/23/2002	Unfiltered											
MW-17	40.41	2099.99	07/11/03	07/24/2003	Unfiltered	<0.60	<0.55	<0.44	<0.30	<0.40	<0.35	<0.39	<0.51	<0.47	<0.19	
MW-17	44.12	2096.28	06/17/04	07/01/2004	Unfiltered	<0.60	<0.55	<0.44	<0.30	<0.40	<0.35	<0.39	<0.51	<0.47	<0.19	
MW-17	15.63	2124.77	06/01/05	06/28/2005	Unfiltered	<0.29	<0.21	<0.45	<0.31	<0.28	<0.30	<0.40	<0.81	<0.27	<0.17	
MW-17	25.56	2114.84	05/30/06	06/09/2006	Unfiltered	<0.29	<0.21	<0.45	<0.31	<0.28	<0.30	<0.40	<0.81	<0.27	<0.17	
MW-17	31.84	2108.558	05/30/07	06/18/2007	Unfiltered	<0.2		<0.2	<0.2	<0.2					<0.2	
MW-17	31.90	2108.50	05/14/08	06/05/2008	Unfiltered	<1		<1	<1	<1					<1	
MW-17	36.95	2103.45	05/07/09	06/18/2009	Unfiltered	<0.10		<0.30	<0.24	<0.19					<0.26	
MW-17	38.61	2101.788	05/14/2010	06/17/2010	Unfiltered	<0.10		<0.30	<0.24	<0.19					<0.26	0.03 BJkq
MW-18	NA	NA	NA	03/08/1993	Unfiltered											
MW-18	29.10	1976.90	05/20/02	05/24/2002	Unfiltered	<0.37	<0.16	<0.19	<0.25	<0.16	<0.30	<0.28	<0.18	<0.28	<0.12	
MW-18	28.01	1980.68	07/10/03	07/21/2003	Unfiltered	<0.60	<0.55	<0.44	<0.30	<0.40	<0.35	<0.39	<0.51	<0.47	<0.19	
MW-18	29.51	1979.18	06/18/04	06/28/2004	Unfiltered	<0.60	<0.55	<0.44	<0.30	<0.40	<0.35	<0.39	<0.51	<0.47	<0.19	
MW-18	18.96	1989.73	12/14/04	12/16/2004	Unfiltered	<0.29	<0.21	<0.45	<0.31	<0.28	<0.30	<0.40	<0.81	<0.27	<0.17	
MW-18	22.87	1985.82	06/01/05	06/20/2005	Unfiltered	<0.29	<0.21	<0.45	<0.31	<0.28	<0.30	<0.40	<0.81	<0.27	<0.17	
MW-18	25.28	1983.41	11/29/05	12/09/2005	Unfiltered	<0.29	<0.21	<0.45	<0.31	<0.28	<0.30	<0.40	<0.81	<0.27	<0.17	
MW-18	25.03	1983.663	05/30/06	06/06/2006	Unfiltered	<0.29	<0.21	<0.45	<0.31	<0.28	<0.30	<0.40	<0.81	<0.27	<0.17	
MW-18	27.73	1980.963	11/30/06	12/06/2006	Unfiltered	<0.2		<0.2	<0.2	<0.2					<0.2	
MW-18	28.61	1980.083	05/29/07	06/14/2007	Unfiltered	<0.2		<0.2	<0.2	<0.2					<0.2	
MW-18	29.65	1979.04	11/02/07	11/02/2007	Unfiltered	<0.2		<0.2	<0.2	<0.2					<0.2	

Consolidation Data Summary Table - Groundwater
Beaumont Site 1

	Water Level Data					Volatile Organics										
Sample Location	Depth to Water (feet below ground surface)	Groundwater Elevation (feet above mean sea level)	Elevation Date	Sample Date	Filter Status	Ethane -ug/L	Hexachlorobutadiene -ug/L	2-Hexanone -ug/L	p-Isopropyltoluene -ug/L	Isopropylbenzene -ug/L	Methane -ug/L	4-Methyl-2-Pentanone -ug/L	Methyl tert-butyl ether (MTBE) -ug/L	Methylene Chloride -ug/L	Naphthalene -ug/L	n-Propylbenzene -ug/L
MW-17	21.80	2115.92	04/14/97	04/23/1997	Unfiltered									<2		
MW-17	25.29	2112.43	10/20/97	10/24/1997	Unfiltered									<2		
MW-17	7.74	2129.98	04/21/98	04/28/1998	Unfiltered									<0.5		
MW-17	10.74	2126.98	10/13/98	10/17/1998	Unfiltered									<0.5		
MW-17	16.02	2121.70	04/08/99	04/13/1999	Unfiltered									<2		
MW-17	21.34	2116.38	10/25/99	10/28/1999	Unfiltered									<2		
MW-17	28.71	2109.01	12/04/00	12/07/2000	Unfiltered									<2		
MW-17	33.99	2103.73	10/31/01	11/07/2001	Unfiltered									<2		
MW-17	37.07	2100.65	05/20/02	05/23/2002	Unfiltered											
MW-17	40.41	2099.99	07/11/03	07/24/2003	Unfiltered			<2.5	<0.17	<0.17		<2.6	<0.28	<1.7	<0.56	<0.24
MW-17	44.12	2096.28	06/17/04	07/01/2004	Unfiltered			<2.5	<0.17	<0.17		<2.6	<0.28	<1.7	<0.56	<0.24
MW-17	15.63	2124.77	06/01/05	06/28/2005	Unfiltered			<1.9	<0.21	<0.24		<2.4	<0.29	<2.6	<0.95	<0.30
MW-17	25.56	2114.84	05/30/06	06/09/2006	Unfiltered			<1.9	<0.21	<0.24		<2.4	<0.29	<2.6	<0.95	<0.30
MW-17	31.84	2108.558	05/30/07	06/18/2007	Unfiltered			<5				<5	<0.2	<0.5		
MW-17	31.90	2108.50	05/14/08	06/05/2008	Unfiltered			<5				<5	<1	1.5 BJakq		
MW-17	36.95	2103.45	05/07/09	06/18/2009	Unfiltered			<1.2				<0.95	<0.29	<0.15		
MW-17	38.61	2101.788	05/14/2010	06/17/2010	Unfiltered	0.03 Jq		<1.2			0.23 Bk	<0.95	<0.29	<0.15		
MW-18	NA	NA	NA	03/08/1993	Unfiltered											
MW-18	29.10	1976.90	05/20/02	05/24/2002	Unfiltered		<0.26		<0.23	<0.19		<0.15	<0.30	<1.1	<0.090	<0.28
MW-18	28.01	1980.68	07/10/03	07/21/2003	Unfiltered			<2.5	<0.17	<0.17		<2.6	<0.28	<1.7	<0.56	<0.24
MW-18	29.51	1979.18	06/18/04	06/28/2004	Unfiltered			<2.5	<0.17	<0.17		<2.6	<0.28	<1.7	<0.56	<0.24
MW-18	18.96	1989.73	12/14/04	12/16/2004	Unfiltered			<1.9	<0.21	<0.24		<2.4	<0.29	<2.6	<0.95	<0.30
MW-18	22.87	1985.82	06/01/05	06/20/2005	Unfiltered			<1.9	<0.21	<0.24		<2.4	<0.29	<2.6	<0.95	<0.30
MW-18	25.28	1983.41	11/29/05	12/09/2005	Unfiltered			<1.9	<0.21	<0.24		<2.4	<0.29	<2.6	<0.95	<0.30
MW-18	25.03	1983.663	05/30/06	06/06/2006	Unfiltered			<1.9	<0.21	<0.24		<2.4	<0.29	24 Bak	<0.95	<0.30
MW-18	27.73	1980.963	11/30/06	12/06/2006	Unfiltered			<5				<5	<0.2	<0.5		
MW-18	28.61	1980.083	05/29/07	06/14/2007	Unfiltered			<5				<5	<0.2	<0.5		
MW-18	29.65	1979.04	11/02/07	11/02/2007	Unfiltered			<5			2.7	<5	<0.2	<0.5		

Consolidation Data Summary Table - Groundwater
Beaumont Site 1

	Water Level Data						Volatile Organics									
Sample Location	Depth to Water (feet below ground surface)	Groundwater Elevation (feet above mean sea level)	Elevation Date	Sample Date	Filter Status	Styrene -ug/L	Toluene -ug/L	1,1,1,2-Tetrachloroethane -ug/L	1,1,1-Trichloroethane -ug/L	1,1,2-Trichloroethane -ug/L	1,2,3-Trichlorobenzene -ug/L	1,2,4-Trichlorobenzene -ug/L	Trichloroethene -ug/L	1,2,3-Trichloropropane -ug/L	Trichlorofluoromethane -ug/L	1,1,2-Trichloro-1,2,2-Trifluoroethane -ug/L
MW-17	21.80	2115.92	04/14/97	04/23/1997	Unfiltered				1	<0.5			9.3		<0.5	
MW-17	25.29	2112.43	10/20/97	10/24/1997	Unfiltered				5.2	<0.5			18.2		<0.5	
MW-17	7.74	2129.98	04/21/98	04/28/1998	Unfiltered				8.6	<0.5			20.7		<0.5	
MW-17	10.74	2126.98	10/13/98	10/17/1998	Unfiltered				8.3	<0.5			22.6		<0.5	
MW-17	16.02	2121.70	04/08/99	04/13/1999	Unfiltered				5	<0.5			13		<2	
MW-17	21.34	2116.38	10/25/99	10/28/1999	Unfiltered				4	<0.5			16		<2	
MW-17	28.71	2109.01	12/04/00	12/07/2000	Unfiltered				3.9	<0.5			13		<1	<2
MW-17	33.99	2103.73	10/31/01	11/07/2001	Unfiltered				2.7	<0.5			8.9		<1	<2
MW-17	37.07	2100.65	05/20/02	05/23/2002	Unfiltered											
MW-17	40.41	2099.99	07/11/03	07/24/2003	Unfiltered	<0.14	<0.35	<0.45	1.8	<0.42	<0.40	<0.28	7.3	<2.0	<0.27	
MW-17	44.12	2096.28	06/17/04	07/01/2004	Unfiltered	<0.14	<0.35	<0.45	1.3	<0.42	<0.40	<0.28	7.4 Bk	<0.81	<0.27	<0.70
MW-17	15.63	2124.77	06/01/05	06/28/2005	Unfiltered	<0.29	<0.35	<0.37	1.5	<0.54	<0.39	<0.35	8.9	<2.3	<0.36	<0.54
MW-17	25.56	2114.84	05/30/06	06/09/2006	Unfiltered	<0.29	<0.35	<0.37	0.83 Jq	<0.54	<0.39	<0.35	5.4	<2.3	<0.36	<0.54
MW-17	31.84	2108.558	05/30/07	06/18/2007	Unfiltered	<0.2	<0.2		0.45 Jq	<0.2			2.7			
MW-17	31.90	2108.50	05/14/08	06/05/2008	Unfiltered	<1	<1		<1	<1			<1			
MW-17	36.95	2103.45	05/07/09	06/18/2009	Unfiltered	<0.22	<0.22		<0.12 Jq	<0.31			1.1		<0.16	
MW-17	38.61	2101.788	05/14/2010	06/17/2010	Unfiltered	<0.22	<0.22		0.14 Jq	<0.31			0.99	<0.29	<0.16	
MW-18	NA	NA	NA	03/08/1993	Unfiltered				<1				6.99			
MW-18	29.10	1976.90	05/20/02	05/24/2002	Unfiltered	<0.12	<0.16	<0.27	<0.33	<0.34	<0.30	<0.37	2 Jq	<0.46	<0.22	
MW-18	28.01	1980.68	07/10/03	07/21/2003	Unfiltered	<0.14	<0.35	<0.45	<0.46	<0.42	<0.40	<0.28	2.3	<2.0	<0.27	
MW-18	29.51	1979.18	06/18/04	06/28/2004	Unfiltered	<0.14	<0.35	<0.45	<0.46	<0.42	<0.40	<0.28	2.0	<0.81	<0.27	<0.70
MW-18	18.96	1989.73	12/14/04	12/16/2004	Unfiltered	<0.29	<0.35	<0.37	<0.32	<0.54	<0.39	<0.35	2.4	<2.3	<0.36	<0.54
MW-18	22.87	1985.82	06/01/05	06/20/2005	Unfiltered	<0.29	<0.35	<0.37	<0.32	<0.54	<0.39	<0.35	1.8	<2.3	<0.36	<0.54
MW-18	25.28	1983.41	11/29/05	12/09/2005	Unfiltered	<0.29	<0.35	<0.37	<0.32	<0.54	<0.39	<0.35	0.88 Jq	<2.3	<0.36	<0.54
MW-18	25.03	1983.663	05/30/06	06/06/2006	Unfiltered	<0.29	<0.35	<0.37	<0.32	<0.54	<0.39	<0.35	0.86 Jq	<2.3	<0.36	<0.54
MW-18	27.73	1980.963	11/30/06	12/06/2006	Unfiltered	<0.2	<0.2		<0.2	<0.2			0.99 Jq			
MW-18	28.61	1980.083	05/29/07	06/14/2007	Unfiltered	<0.2	<0.2		<0.2	<0.2			<0.2			
MW-18	29.65	1979.04	11/02/07	11/02/2007	Unfiltered	<0.2	<0.2		<0.2	<0.2			1.4			

Consolidation Data Summary Table - Groundwater
Beaumont Site 1

	Water Level Data						Volatile Organics							
Sample Location	Depth to Water (feet below ground surface)	Groundwater Elevation (feet above mean sea level)	Elevation Date	Sample Date	Filter Status	1,2,4-Trimethylbenzene -ug/L	1,3,5-Trimethylbenzene -ug/L	1,1,2,2-Tetrachloroethane -ug/L	Tetrachloroethene (PCE) -ug/L	Vinyl Acetate -ug/L	Vinyl Chloride -ug/L	m,p-Xylenes -ug/L	o-Xylene -ug/L
MW-17	21.80	2115.92	04/14/97	04/23/1997	Unfiltered			<0.5	<0.5		<0.5		
MW-17	25.29	2112.43	10/20/97	10/24/1997	Unfiltered			<0.5	<0.5		<0.5		
MW-17	7.74	2129.98	04/21/98	04/28/1998	Unfiltered			<0.5	<0.5		<0.5		
MW-17	10.74	2126.98	10/13/98	10/17/1998	Unfiltered			<0.5	<0.5		<0.5		
MW-17	16.02	2121.70	04/08/99	04/13/1999	Unfiltered			<0.5	<0.5		<0.5		
MW-17	21.34	2116.38	10/25/99	10/28/1999	Unfiltered			<0.5	<0.5		<0.5		
MW-17	28.71	2109.01	12/04/00	12/07/2000	Unfiltered			<0.5	<0.5		<0.5		
MW-17	33.99	2103.73	10/31/01	11/07/2001	Unfiltered			<0.5	<0.5		<0.5		
MW-17	37.07	2100.65	05/20/02	05/23/2002	Unfiltered								
MW-17	40.41	2099.99	07/11/03	07/24/2003	Unfiltered	<0.22	<0.11	<0.19	<0.20	<3.6	<0.35	<0.17	<0.16
MW-17	44.12	2096.28	06/17/04	07/01/2004	Unfiltered	<0.22	<0.11	<0.19	<0.20	<3.6	<0.35	<0.17	<0.16
MW-17	15.63	2124.77	06/01/05	06/28/2005	Unfiltered	<0.26	<0.19	<0.37	<0.29	<3.2	<0.33	<0.38	<0.21
MW-17	25.56	2114.84	05/30/06	06/09/2006	Unfiltered	<0.26	<0.19	<0.37	<0.29	<3.2	<0.33	<0.38	<0.21
MW-17	31.84	2108.558	05/30/07	06/18/2007	Unfiltered			<0.2	<0.2		<0.2	<0.5	<0.2
MW-17	31.90	2108.50	05/14/08	06/05/2008	Unfiltered			<1	<1		<1	<2	<1
MW-17	36.95	2103.45	05/07/09	06/18/2009	Unfiltered			<0.29	<0.17	<0.48	<0.13	<0.36	<0.41
MW-17	38.61	2101.788	05/14/2010	06/17/2010	Unfiltered			<0.29	<0.17	<0.48	<0.13	<0.36	<0.41
MW-18	NA	NA	NA	03/08/1993	Unfiltered				<3				
MW-18	29.10	1976.90	05/20/02	05/24/2002	Unfiltered	<0.20	<0.15	<0.22	<0.21		<0.44	<0.31	<0.088
MW-18	28.01	1980.68	07/10/03	07/21/2003	Unfiltered	<0.22	<0.11	<0.19	<0.20	<3.6	<0.35	<0.17	<0.16
MW-18	29.51	1979.18	06/18/04	06/28/2004	Unfiltered	<0.22	<0.11	<0.19	<0.20	<3.6	<0.35	<0.17	<0.16
MW-18	18.96	1989.73	12/14/04	12/16/2004	Unfiltered	<0.26	<0.19	<0.37	<0.29	<3.2	<0.33	<0.38	<0.21
MW-18	22.87	1985.82	06/01/05	06/20/2005	Unfiltered	<0.26	<0.19	<0.37	<0.29	<3.2	<0.33	<0.38	<0.21
MW-18	25.28	1983.41	11/29/05	12/09/2005	Unfiltered	<0.26	<0.19	<0.37	<0.29	<3.2	<0.33	<0.38	<0.21
MW-18	25.03	1983.663	05/30/06	06/06/2006	Unfiltered	<0.26	<0.19	<0.37	<0.29	<3.2	<0.33	<0.38	<0.21
MW-18	27.73	1980.963	11/30/06	12/06/2006	Unfiltered			<0.2	<0.2		<0.2	<0.5	<0.2
MW-18	28.61	1980.083	05/29/07	06/14/2007	Unfiltered			<0.2	<0.2		<0.2	<0.5	<0.2
MW-18	29.65	1979.04	11/02/07	11/02/2007	Unfiltered			<0.2	<0.2		<0.2	<0.5	<0.2

Consolidation Data Summary Table - Groundwater
Beaumont Site 1

	Water Level Data					Volatile Organics										
Sample Location	Depth to Water (feet below ground surface)	Groundwater Elevation (feet above mean sea level)	Elevation Date	Sample Date	Filter Status	1,4-Dioxane -ug/L	N-Nitrosodimethylamine -ng/L	Acetone -ug/L	Bromodichloromethane -ug/L	2-Butanone -ug/L	Bromobenzene -ug/L	Bromochloromethane -ug/L	Bromomethane -ug/L	Bromoform -ug/L	n-Butylbenzene -ug/L	sec-Butylbenzene -ug/L
MW-18	24.51	1984.18	05/13/08	05/30/2008	Unfiltered	6.7		<5	<1	<5			<1	<1		
MW-18	27.2	1981.493	12/04/08	11/11/2008	Unfiltered	3.2		<5	<0.2	<5			<0.2	<0.3		
MW-18	25.67	1983.02	05/11/09	06/10/2009	Unfiltered	6.5		<9.1	<0.33	<6.9	<0.33	<0.69	<4.3	<0.55	<0.28	<0.20
MW-18	28.53	1980.16	11/09/2009	11/16/2009	Unfiltered	5.4		<5.0	<0.11	<1.2			<0.48	<0.13		
MW-18	25.25	1983.443	05/14/2010	05/05/2010	Unfiltered	5.2		<5.0	<0.11	<1.2			<0.48	<0.13		
MW-18	28.30	1980.39	12/15/2010	1/6/2011	Unfiltered	3.7		<5.0	<0.11	<1.2			<0.48	<0.50		
MW-19	26.43	2089.36	10/29/92	10/14/1992	Unfiltered											
MW-19	NA	NA	NA	03/11/1993	Unfiltered											
MW-19	0.14	2115.65	03/27/95	03/13/1995	Unfiltered			<14	<1	<6			<5	<2		
MW-19	0.14	2115.65	06/16/95	06/21/1995	Unfiltered				<1				<5	<2		
MW-19	2.37	2113.42	12/04/95	12/15/1995	Unfiltered				<1				<5	<2		
MW-19	4.14	2111.65	04/19/96	04/28/1996	Unfiltered				<0.5				<0.5	<0.5		
MW-19	7.32	2108.47	10/21/96	10/23/1996	Unfiltered				<0.5				<0.5	<1		
MW-19	8.12	2107.67	04/14/97	04/23/1997	Unfiltered				<0.5				<0.5	<1		
MW-19	11.40	2104.39	10/20/97	10/29/1997	Unfiltered				<0.5				<0.5	<1		
MW-19	4.58	2111.21	04/21/98	04/27/1998	Unfiltered				<0.5				<0.5	<0.5		
MW-19	3.16	2112.63	10/13/98	10/16/1998	Unfiltered				<0.5				<0.5	<0.5		
MW-19	4.09	2111.70	04/06/99	04/15/1999	Unfiltered				<0.5				<2	<2		
MW-19	8.48	2107.31	10/25/99	10/27/1999	Unfiltered				<0.5				<2	<2		
MW-19	10.26	2105.53	05/04/00	05/09/2000	Unfiltered				<0.5				<2	<2		
MW-19	13.55	2102.24	12/04/00	12/06/2000	Unfiltered				<1				<1	<1		
MW-19	17.23	2098.56	10/31/01	11/06/2001	Unfiltered				<1				<1	<1		
MW-19	18.78	2097.01	05/20/02	05/22/2002	Unfiltered											
MW-19	18.78	2097.01	05/20/02	05/24/2002	Unfiltered	75 Je										
MW-19	22.27	2096.22	07/11/03	07/25/2003	Unfiltered	72		<3.6	<0.33	<1.7	<0.26	<0.37	<0.90	<0.87	<0.34	<0.11
MW-19	25.31	2093.18	06/17/04	07/01/2004	Unfiltered	68		<3.6	<0.33	<1.7	<0.26	<0.37	<0.90	<0.87	<0.34	<0.11
MW-19	11.96	2106.53	06/01/05	06/28/2005	Unfiltered	71		<6.1	<0.27	<4.2	<0.47	<0.68	<2.9	<0.62	<0.29	<0.21
MW-19	11.82	2106.67	05/30/06	06/09/2006	Unfiltered	73		<6.1	<0.27	<4.2	<0.47	<0.68	<2.9	<0.62	<0.29	<0.21

Consolidation Data Summary Table - Groundwater
Beaumont Site 1

	Water Level Data					Volatile Organics									
Sample Location	Depth to Water (feet below ground surface)	Groundwater Elevation (feet above mean sea level)	Elevation Date	Sample Date	Filter Status	tert-Butylbenzene -ug/L	Benzene -ug/L	Carbon Disulfide -ug/L	Chlorobenzene -ug/L	2-Chlorotoluene -ug/L	4-Chlorotoluene -ug/L	Chloroethane -ug/L	Chloromethane -ug/L	Carbon Tetrachloride -ug/L	Chloroform -ug/L
MW-18	24.51	1984.18	05/13/08	05/30/2008	Unfiltered		<1	<1	<1			<1	<1	<1	<1
MW-18	27.2	1981.493	12/04/08	11/11/2008	Unfiltered		<0.2	0.23 Jq	<0.2			<0.2	<0.2	<0.2	<0.2
MW-18	25.67	1983.02	05/11/09	06/10/2009	Unfiltered	<0.28	<0.28	<1.9	<0.22	<0.55	<0.21	<1.3	<0.49	<0.43	<0.33
MW-18	28.53	1980.16	11/09/2009	11/16/2009	Unfiltered		<0.14	<0.36	<0.23			<0.35	<0.36	<0.15	<0.17
MW-18	25.25	1983.443	05/14/2010	05/05/2010	Unfiltered		<0.14	<0.36	<0.23			<0.35	<0.36	<0.15	<0.17
MW-18	28.30	1980.39	12/15/2010	1/6/2011	Unfiltered		<0.14	<0.36	<0.23			<0.35	<0.36	<0.15	<0.46
MW-19	26.43	2089.36	10/29/92	10/14/1992	Unfiltered										
MW-19	NA	NA	NA	03/11/1993	Unfiltered										
MW-19	0.14	2115.65	03/27/95	03/13/1995	Unfiltered		<1 U		<1			<2	<2	<0.5	<1
MW-19	0.14	2115.65	06/16/95	06/21/1995	Unfiltered				<2			<2	<2	<0.5	<1
MW-19	2.37	2113.42	12/04/95	12/15/1995	Unfiltered				<16			<2	<2	<0.5	<1
MW-19	4.14	2111.65	04/19/96	04/28/1996	Unfiltered				<0.5			<0.5	<0.5	<0.5	<0.5
MW-19	7.32	2108.47	10/21/96	10/23/1996	Unfiltered				<0.5			<1	<1	<0.5	<0.5
MW-19	8.12	2107.67	04/14/97	04/23/1997	Unfiltered				<0.5			<1	<1	<0.5	<0.5
MW-19	11.40	2104.39	10/20/97	10/29/1997	Unfiltered				<0.5			<1	<1	<0.5	<0.5
MW-19	4.58	2111.21	04/21/98	04/27/1998	Unfiltered				<0.5			<0.5	<0.5	<0.5	4.2
MW-19	3.16	2112.63	10/13/98	10/16/1998	Unfiltered				<0.5			<0.5	<0.5	<0.5	<0.5
MW-19	4.09	2111.70	04/06/99	04/15/1999	Unfiltered				<0.5			<2	<2	<0.5	<0.5
MW-19	8.48	2107.31	10/25/99	10/27/1999	Unfiltered				<0.5			<2	<2	<0.5	<0.5
MW-19	10.26	2105.53	05/04/00	05/09/2000	Unfiltered				<0.5			<2	<2	<0.5	1.7
MW-19	13.55	2102.24	12/04/00	12/06/2000	Unfiltered				<0.5			<1	<1	<0.5	<1
MW-19	17.23	2098.56	10/31/01	11/06/2001	Unfiltered				<0.5			<1	<1	<0.5	<1
MW-19	18.78	2097.01	05/20/02	05/22/2002	Unfiltered									<0.5	<1
MW-19	18.78	2097.01	05/20/02	05/24/2002	Unfiltered										
MW-19	22.27	2096.22	07/11/03	07/25/2003	Unfiltered	<0.23	<0.29	<0.28	<0.19	<0.67	<0.16	<0.46	<0.43	<0.40	<0.45
MW-19	25.31	2093.18	06/17/04	07/01/2004	Unfiltered	<0.23	<0.29	<0.28	<0.19	<0.67	<0.16	<0.46	<0.43	<0.40	<0.45
MW-19	11.96	2106.53	06/01/05	06/28/2005	Unfiltered	<0.17	<0.26	<1.0	<0.36	<0.24	<0.30	<0.52	<1.8	<0.42	<0.22
MW-19	11.82	2106.67	05/30/06	06/09/2006	Unfiltered	<0.17	<0.26	<1.0	<0.36	<0.24	<0.30	<0.52	<1.8	<0.42	0.24 Jq

Consolidation Data Summary Table - Groundwater
Beaumont Site 1

	Water Level Data					Volatile Organics									
Sample Location	Depth to Water (feet below ground surface)	Groundwater Elevation (feet above mean sea level)	Elevation Date	Sample Date	Filter Status	Dibromochloromethane -ug/L	1,2-Dibromo-3-Chloropropane -ug/L	Dibromomethane -ug/L	1,1-Dichloroethane -ug/L	1,2-Dichloroethane -ug/L	1,2-Dichlorobenzene -ug/L	1,3-Dichlorobenzene -ug/L	1,4-Dichlorobenzene -ug/L	1,1-Dichloroethene -ug/L	cis-1,2-Dichloroethene -ug/L
MW-18	24.51	1984.18	05/13/08	05/30/2008	Unfiltered	<1			<1	<1				1.9 Jq	<1
MW-18	27.2	1981.493	12/04/08	11/11/2008	Unfiltered	<0.2			0.27 Jq	<0.2				1.8	<0.2
MW-18	25.67	1983.02	05/11/09	06/10/2009	Unfiltered	<0.48	<3.1	<0.59	<0.37	<0.31	<0.27	<0.28	<0.21	1.5 Jd	<0.49
MW-18	28.53	1980.16	11/09/2009	11/16/2009	Unfiltered	<0.37			0.24 Jq	<0.21	<0.20	<0.15	<0.072	1.6	<0.18
MW-18	25.25	1983.443	05/14/2010	05/05/2010	Unfiltered	<0.37			0.18 Jq	<0.21	<0.20	<0.15	<0.072	1.2	<0.18
MW-18	28.30	1980.39	12/15/2010	1/6/2011	Unfiltered	<0.37			0.15 Jq	<0.21	<0.20	<0.15	<0.072	1.0	<0.18
MW-19	26.43	2089.36	10/29/92	10/14/1992	Unfiltered					<5				44	
MW-19	NA	NA	NA	03/11/1993	Unfiltered					<1				23.2	
MW-19	0.14	2115.65	03/27/95	03/13/1995	Unfiltered	<1			2.2	<0.5	<1	<1	<1	16	<1
MW-19	0.14	2115.65	06/16/95	06/21/1995	Unfiltered	<1			<1.6	0.75 E	<3	<2	<2	5.5	<1
MW-19	2.37	2113.42	12/04/95	12/15/1995	Unfiltered	<1			2.5	<1	<3	<2	<2	<2	<1
MW-19	4.14	2111.65	04/19/96	04/28/1996	Unfiltered	<0.5			2.8	<0.5	<0.5	<0.5	<0.5	18	<0.5
MW-19	7.32	2108.47	10/21/96	10/23/1996	Unfiltered	<0.5			1	<0.5	<0.5	<0.5	<0.5	10.3	
MW-19	8.12	2107.67	04/14/97	04/23/1997	Unfiltered	<0.5			1.1	<0.5	<0.5	<0.5	<0.5	6.6	
MW-19	11.40	2104.39	10/20/97	10/29/1997	Unfiltered	<0.5			1.32	<0.5	<0.5	<0.5	<0.5	22.8	
MW-19	4.58	2111.21	04/21/98	04/27/1998	Unfiltered	<0.5			5.2	<0.5	<0.5	<0.5	<0.5	24	
MW-19	3.16	2112.63	10/13/98	10/16/1998	Unfiltered	<0.5			5.4	<0.5	<0.5	<0.5	<0.5	29.9	
MW-19	4.09	2111.70	04/06/99	04/15/1999	Unfiltered	<0.5			1.2	<0.5	<1	<1	<1	11	<0.5
MW-19	8.48	2107.31	10/25/99	10/27/1999	Unfiltered	<0.5			2.7	<0.5	<1	<1	<1	13	<0.5
MW-19	10.26	2105.53	05/04/00	05/09/2000	Unfiltered	<0.5			3.7	0.8	<1	<1	<1	51	<0.5
MW-19	13.55	2102.24	12/04/00	12/06/2000	Unfiltered	<1			3	<0.5	<0.5	<0.5	<0.5	30	<0.5
MW-19	17.23	2098.56	10/31/01	11/06/2001	Unfiltered	<1			2.4	0.8	<0.5	<0.5	<0.5	18	<0.5
MW-19	18.78	2097.01	05/20/02	05/22/2002	Unfiltered				3.6	0.54				32	<1
MW-19	18.78	2097.01	05/20/02	05/24/2002	Unfiltered										
MW-19	22.27	2096.22	07/11/03	07/25/2003	Unfiltered	<0.29	<2.6	<0.46	2.6	<0.35	<0.29	<0.27	<0.28	23	<0.56
MW-19	25.31	2093.18	06/17/04	07/01/2004	Unfiltered	<0.29	<2.6	<0.46	2.3	<0.35	<0.29	<0.27	<0.28	21	<0.56
MW-19	11.96	2106.53	06/01/05	06/28/2005	Unfiltered	<0.45	<2.5	<0.42	2.4	<0.22	<0.24	<0.38	<0.30	27	<0.35
MW-19	11.82	2106.67	05/30/06	06/09/2006	Unfiltered	<0.45	<2.5	<0.42	2.8	0.52	<0.24	<0.38	<0.30	26	0.47 Jq

Consolidation Data Summary Table - Groundwater
Beaumont Site 1

	Water Level Data					Volatile Organics										
Sample Location	Depth to Water (feet below ground surface)	Groundwater Elevation (feet above mean sea level)	Elevation Date	Sample Date	Filter Status	trans-1,2-Dichloroethene -ug/L	1,1-Dichloropropene -ug/L	cis-1,3-Dichloropropene -ug/L	trans-1,3-Dichloropropene -ug/L	1,2-Dichloropropane -ug/L	1,3-Dichloropropane -ug/L	2,2-Dichloropropane -ug/L	1,2-Dibromoethane -ug/L	Dichlorodifluoromethane -ug/L	Ethylbenzene -ug/L	Ethene -ug/L
MW-18	24.51	1984.18	05/13/08	05/30/2008	Unfiltered	<1		<1	<1	<1					<1	
MW-18	27.2	1981.493	12/04/08	11/11/2008	Unfiltered	<0.2		<0.2	<0.2	<0.2					<0.2	
MW-18	25.67	1983.02	05/11/09	06/10/2009	Unfiltered	<0.40	<0.26	<0.28	<0.36	<0.38	<0.38	<0.46	<0.47	<0.49	<0.22	<0.0933
MW-18	28.53	1980.16	11/09/2009	11/16/2009	Unfiltered	<0.10		<0.30	<0.24	<0.19					<0.26	
MW-18	25.25	1983.443	05/14/2010	05/05/2010	Unfiltered	<0.10		<0.30	<0.24	<0.19					<0.26	<0.02
MW-18	28.30	1980.39	12/15/2010	1/6/2011	Unfiltered	<0.10		<0.30	<0.24	<0.19					<0.26	
MW-19	26.43	2089.36	10/29/92	10/14/1992	Unfiltered											
MW-19	NA	NA	NA	03/11/1993	Unfiltered											
MW-19	0.14	2115.65	03/27/95	03/13/1995	Unfiltered	<1		<0.5	<0.5	<1				<5	<1	
MW-19	0.14	2115.65	06/16/95	06/21/1995	Unfiltered	<1		<0.5	<0.5	<1				<5		
MW-19	2.37	2113.42	12/04/95	12/15/1995	Unfiltered	<1		<0.5	<2	<1				<5		
MW-19	4.14	2111.65	04/19/96	04/28/1996	Unfiltered	<0.5		<0.5	<0.5	<0.5						
MW-19	7.32	2108.47	10/21/96	10/23/1996	Unfiltered	<0.5		<0.5	<0.5	<0.5				<0.5		
MW-19	8.12	2107.67	04/14/97	04/23/1997	Unfiltered	<0.5		<0.5	<0.5	<0.5				<0.5		
MW-19	11.40	2104.39	10/20/97	10/29/1997	Unfiltered	<0.5		<0.5	<0.5	<0.5				<0.5		
MW-19	4.58	2111.21	04/21/98	04/27/1998	Unfiltered	<0.5		<0.5	<0.5	<0.5				<0.5		
MW-19	3.16	2112.63	10/13/98	10/16/1998	Unfiltered	<0.5		<0.5	<0.5	<0.5				<0.5		
MW-19	4.09	2111.70	04/06/99	04/15/1999	Unfiltered	<0.5		<0.5	<0.5	<0.5				<2		
MW-19	8.48	2107.31	10/25/99	10/27/1999	Unfiltered	<0.5		<0.5	<0.5	<0.5				<2		
MW-19	10.26	2105.53	05/04/00	05/09/2000	Unfiltered	<0.5		<0.5	<0.5	<0.5				<2		
MW-19	13.55	2102.24	12/04/00	12/06/2000	Unfiltered	<0.5		<0.5	<0.5	<0.5				<1		
MW-19	17.23	2098.56	10/31/01	11/06/2001	Unfiltered	<0.5		<0.5	<0.5	<0.5				<1		
MW-19	18.78	2097.01	05/20/02	05/22/2002	Unfiltered	<1										
MW-19	18.78	2097.01	05/20/02	05/24/2002	Unfiltered											
MW-19	22.27	2096.22	07/11/03	07/25/2003	Unfiltered	<0.60	<0.55	<0.44	<0.30	<0.40	<0.35	<0.39	<0.51	<0.47	<0.19	
MW-19	25.31	2093.18	06/17/04	07/01/2004	Unfiltered	<0.60	<0.55	<0.44	<0.30	<0.40	<0.35	<0.39	<0.51	<0.47	<0.19	
MW-19	11.96	2106.53	06/01/05	06/28/2005	Unfiltered	<0.29	<0.21	<0.45	<0.31	<0.28	<0.30	<0.40	<0.81	<0.27	<0.17	
MW-19	11.82	2106.67	05/30/06	06/09/2006	Unfiltered	<0.29	<0.21	<0.45	<0.31	<0.28	<0.30	<0.40	<0.81	<0.27	<0.17	

Consolidation Data Summary Table - Groundwater
Beaumont Site 1

	Water Level Data					Volatile Organics										
Sample Location	Depth to Water (feet below ground surface)	Groundwater Elevation (feet above mean sea level)	Elevation Date	Sample Date	Filter Status	Ethane -ug/L	Hexachlorobutadiene -ug/L	2-Hexanone -ug/L	p-Isopropyltoluene -ug/L	Isopropylbenzene -ug/L	Methane -ug/L	4-Methyl-2-Pentanone -ug/L	Methyl tert-butyl ether (MTBE) -ug/L	Methylene Chloride -ug/L	Naphthalene -ug/L	n-Propylbenzene -ug/L
MW-18	24.51	1984.18	05/13/08	05/30/2008	Unfiltered			<5			1.2 Jq	<5	<1	<1		
MW-18	27.2	1981.493	12/04/08	11/11/2008	Unfiltered			<5				<5	<0.2	<0.5		
MW-18	25.67	1983.02	05/11/09	06/10/2009	Unfiltered	<0.00547		<6.9	<0.26	<0.23	0.550 Jq	<4.4	<0.30	<2.6	<2.5	<0.79
MW-18	28.53	1980.16	11/09/2009	11/16/2009	Unfiltered			<1.2				<0.95	<0.29	<0.15		
MW-18	25.25	1983.443	05/14/2010	05/05/2010	Unfiltered	<0.01		<1.2			0.65	<0.95	<0.29	0.15 Jq		
MW-18	28.30	1980.39	12/15/2010	1/6/2011	Unfiltered			<1.2				<0.95	<0.43	<0.15		
MW-19	26.43	2089.36	10/29/92	10/14/1992	Unfiltered											
MW-19	NA	NA	NA	03/11/1993	Unfiltered											
MW-19	0.14	2115.65	03/27/95	03/13/1995	Unfiltered									<2		
MW-19	0.14	2115.65	06/16/95	06/21/1995	Unfiltered									<2		
MW-19	2.37	2113.42	12/04/95	12/15/1995	Unfiltered									<2		
MW-19	4.14	2111.65	04/19/96	04/28/1996	Unfiltered									<2		
MW-19	7.32	2108.47	10/21/96	10/23/1996	Unfiltered									<2		
MW-19	8.12	2107.67	04/14/97	04/23/1997	Unfiltered									<2		
MW-19	11.40	2104.39	10/20/97	10/29/1997	Unfiltered									<2		
MW-19	4.58	2111.21	04/21/98	04/27/1998	Unfiltered									<0.5		
MW-19	3.16	2112.63	10/13/98	10/16/1998	Unfiltered									<0.5		
MW-19	4.09	2111.70	04/06/99	04/15/1999	Unfiltered									<2		
MW-19	8.48	2107.31	10/25/99	10/27/1999	Unfiltered									<2		
MW-19	10.26	2105.53	05/04/00	05/09/2000	Unfiltered									<2		
MW-19	13.55	2102.24	12/04/00	12/06/2000	Unfiltered									<2		
MW-19	17.23	2098.56	10/31/01	11/06/2001	Unfiltered									<2		
MW-19	18.78	2097.01	05/20/02	05/22/2002	Unfiltered									<0.5		
MW-19	18.78	2097.01	05/20/02	05/24/2002	Unfiltered											
MW-19	22.27	2096.22	07/11/03	07/25/2003	Unfiltered			<2.5	<0.17	<0.17		<2.6	<0.28	<1.7	<0.56	<0.24
MW-19	25.31	2093.18	06/17/04	07/01/2004	Unfiltered			<2.5	<0.17	<0.17		<2.6	<0.28	<1.7	<0.56	<0.24
MW-19	11.96	2106.53	06/01/05	06/28/2005	Unfiltered			<1.9	<0.21	<0.24		<2.4	<0.29	<2.6	<0.95	<0.30
MW-19	11.82	2106.67	05/30/06	06/09/2006	Unfiltered			<1.9	<0.21	<0.24		<2.4	<0.29	<2.6	<0.95	<0.30

Consolidation Data Summary Table - Groundwater
Beaumont Site 1

	Water Level Data					Volatile Organics										
Sample Location	Depth to Water (feet below ground surface)	Groundwater Elevation (feet above mean sea level)	Elevation Date	Sample Date	Filter Status	Styrene -ug/L	Toluene -ug/L	1,1,1,2-Tetrachloroethane -ug/L	1,1,1-Trichloroethane -ug/L	1,1,2-Trichloroethane -ug/L	1,2,3-Trichlorobenzene -ug/L	1,2,4-Trichlorobenzene -ug/L	Trichloroethene -ug/L	1,2,3-Trichloropropane -ug/L	Trichlorofluoromethane -ug/L	1,1,2-Trichloro-1,2,2-Trifluoroethane -ug/L
MW-18	24.51	1984.18	05/13/08	05/30/2008	Unfiltered	<1	<1		<1	<1			1.6 Jq			
MW-18	27.2	1981.493	12/04/08	11/11/2008	Unfiltered	<0.2	<0.2		<0.2	<0.2			1.5			
MW-18	25.67	1983.02	05/11/09	06/10/2009	Unfiltered	<0.30	<0.33	<0.35	<0.45	<0.54	<0.31	<0.49	1.2	<1.3	<0.31	<0.64
MW-18	28.53	1980.16	11/09/2009	11/16/2009	Unfiltered	<0.22	<0.22		<0.12	<0.31			1.5	<0.29	<0.16	
MW-18	25.25	1983.443	05/14/2010	05/05/2010	Unfiltered	<0.22	<0.22		<0.12	<0.31			1.0	<0.29	<0.16	
MW-18	28.30	1980.39	12/15/2010	1/6/2011	Unfiltered	<0.22	<0.22		<0.12	<0.31			0.97	<0.29	<0.16	
MW-19	26.43	2089.36	10/29/92	10/14/1992	Unfiltered				<15				<10			
MW-19	NA	NA	NA	03/11/1993	Unfiltered				<3				<2.13			
MW-19	0.14	2115.65	03/27/95	03/13/1995	Unfiltered		<1		2.7	<0.5			6.7		<5	
MW-19	0.14	2115.65	06/16/95	06/21/1995	Unfiltered				<1.7	<0.5			4.8		<5	
MW-19	2.37	2113.42	12/04/95	12/15/1995	Unfiltered				3.4	<0.5			6.9		<5	
MW-19	4.14	2111.65	04/19/96	04/28/1996	Unfiltered				3.4	<0.5			7.1		<0.5	<0.5
MW-19	7.32	2108.47	10/21/96	10/23/1996	Unfiltered				1.6	<0.5			6.7		<0.5	
MW-19	8.12	2107.67	04/14/97	04/23/1997	Unfiltered				1.5	<0.5			2.2		<0.5	
MW-19	11.40	2104.39	10/20/97	10/29/1997	Unfiltered				1.2	<0.5			10.1		<0.5	
MW-19	4.58	2111.21	04/21/98	04/27/1998	Unfiltered				4.1	<0.5			11.2		<0.5	
MW-19	3.16	2112.63	10/13/98	10/16/1998	Unfiltered				3.9	<0.5			12.1		<0.5	
MW-19	4.09	2111.70	04/06/99	04/15/1999	Unfiltered				<1	<0.5			9.1		<2	
MW-19	8.48	2107.31	10/25/99	10/27/1999	Unfiltered				<1	<0.5			9.9		<2	
MW-19	10.26	2105.53	05/04/00	05/09/2000	Unfiltered				7	<0.5			24		<2	<5
MW-19	13.55	2102.24	12/04/00	12/06/2000	Unfiltered				3	<0.5			20		<1	<2
MW-19	17.23	2098.56	10/31/01	11/06/2001	Unfiltered				1.1	<0.5			11		<1	<2
MW-19	18.78	2097.01	05/20/02	05/22/2002	Unfiltered		<1		2.9	<1			20			
MW-19	18.78	2097.01	05/20/02	05/24/2002	Unfiltered											
MW-19	22.27	2096.22	07/11/03	07/25/2003	Unfiltered	<0.14	<0.35	<0.45	<0.46	<0.42	<0.40	<0.28	9.4	<2.0	<0.27	
MW-19	25.31	2093.18	06/17/04	07/01/2004	Unfiltered	<0.14	<0.35	<0.45	<0.46	<0.42	<0.40	<0.28	9.4	<0.81	<0.27	<0.70
MW-19	11.96	2106.53	06/01/05	06/28/2005	Unfiltered	<0.29	<0.35	<0.37	1.0	<0.54	<0.39	<0.35	16	<2.3	<0.36	<0.54
MW-19	11.82	2106.67	05/30/06	06/09/2006	Unfiltered	<0.29	<0.35	<0.37	<0.32	<0.54	<0.39	<0.35	12	<2.3	<0.36	<0.54

Consolidation Data Summary Table - Groundwater
Beaumont Site 1

	Water Level Data					Volatile Organics							
Sample Location	Depth to Water (feet below ground surface)	Groundwater Elevation (feet above mean sea level)	Elevation Date	Sample Date	Filter Status	1,2,4-Trimethylbenzene -ug/L	1,3,5-Trimethylbenzene -ug/L	1,1,2,2-Tetrachloroethane -ug/L	Tetrachloroethene (PCE) -ug/L	Vinyl Acetate -ug/L	Vinyl Chloride -ug/L	m,p-Xylenes -ug/L	o-Xylene -ug/L
MW-18	24.51	1984.18	05/13/08	05/30/2008	Unfiltered			<1	<1		<1	<2	<1
MW-18	27.2	1981.493	12/04/08	11/11/2008	Unfiltered			<0.2	<0.2		<0.2	<0.5	<0.2
MW-18	25.67	1983.02	05/11/09	06/10/2009	Unfiltered	<0.24	<0.23	<0.44	<0.51	<7.1	<0.33	<0.45	<0.24
MW-18	28.53	1980.16	11/09/2009	11/16/2009	Unfiltered			<0.29	<0.17	<0.48	<0.13	<0.36	<0.41
MW-18	25.25	1983.443	05/14/2010	05/05/2010	Unfiltered			<0.29	<0.17	<0.48	<0.13	<0.36	<0.41
MW-18	28.30	1980.39	12/15/2010	1/6/2011	Unfiltered			<0.29	<0.23	<0.48	<0.13	<0.36	<0.41
MW-19	26.43	2089.36	10/29/92	10/14/1992	Unfiltered				<5				
MW-19	NA	NA	NA	03/11/1993	Unfiltered				<1				
MW-19	0.14	2115.65	03/27/95	03/13/1995	Unfiltered			<1	<0.5		<0.5	<1	<1
MW-19	0.14	2115.65	06/16/95	06/21/1995	Unfiltered			<1	<0.5		<0.5		
MW-19	2.37	2113.42	12/04/95	12/15/1995	Unfiltered			<1	<2		<1		
MW-19	4.14	2111.65	04/19/96	04/28/1996	Unfiltered			<0.5	<0.5		<0.5		
MW-19	7.32	2108.47	10/21/96	10/23/1996	Unfiltered			<0.5	<0.5		<0.5		
MW-19	8.12	2107.67	04/14/97	04/23/1997	Unfiltered			<0.5	<0.5		<0.5		
MW-19	11.40	2104.39	10/20/97	10/29/1997	Unfiltered			<0.5	<0.5		<0.5		
MW-19	4.58	2111.21	04/21/98	04/27/1998	Unfiltered			<0.5	<0.5		<0.5		
MW-19	3.16	2112.63	10/13/98	10/16/1998	Unfiltered			<0.5	<0.5		<0.5		
MW-19	4.09	2111.70	04/06/99	04/15/1999	Unfiltered			<0.5	<0.5		<0.5		
MW-19	8.48	2107.31	10/25/99	10/27/1999	Unfiltered			<0.5	<0.5		<0.5		
MW-19	10.26	2105.53	05/04/00	05/09/2000	Unfiltered			<0.5	<0.5		<0.5		
MW-19	13.55	2102.24	12/04/00	12/06/2000	Unfiltered			<0.5	<0.5		<0.5		
MW-19	17.23	2098.56	10/31/01	11/06/2001	Unfiltered			<0.5	<0.5		<0.5		
MW-19	18.78	2097.01	05/20/02	05/22/2002	Unfiltered	<1			<1		<1		<0.5
MW-19	18.78	2097.01	05/20/02	05/24/2002	Unfiltered								
MW-19	22.27	2096.22	07/11/03	07/25/2003	Unfiltered	<0.22	<0.11	<0.19	<0.20	<3.6	<0.35	<0.17	<0.16
MW-19	25.31	2093.18	06/17/04	07/01/2004	Unfiltered	<0.22	<0.11	<0.19	<0.20	<3.6	<0.35	<0.17	<0.16
MW-19	11.96	2106.53	06/01/05	06/28/2005	Unfiltered	<0.26	<0.19	<0.37	<0.29	<3.2	0.92	<0.38	<0.21
MW-19	11.82	2106.67	05/30/06	06/09/2006	Unfiltered	<0.26	<0.19	<0.37	<0.29	<3.2	0.92	<0.38	<0.21

Consolidation Data Summary Table - Groundwater
Beaumont Site 1

	Water Level Data					Volatile Organics										
Sample Location	Depth to Water (feet below ground surface)	Groundwater Elevation (feet above mean sea level)	Elevation Date	Sample Date	Filter Status	1,4-Dioxane -ug/L	N-Nitrosodimethylamine -ng/L	Acetone -ug/L	Bromodichloromethane -ug/L	2-Butanone -ug/L	Bromobenzene -ug/L	Bromochloromethane -ug/L	Bromomethane -ug/L	Bromoform -ug/L	n-Butylbenzene -ug/L	sec-Butylbenzene -ug/L
MW-19	15.05	2103.438	05/30/07	06/18/2007	Unfiltered	42		<5	<0.2	<5			<0.2	<0.3		
MW-19	15.52	2102.97	05/14/08	06/06/2008	Unfiltered	52		12	<1	<5			<1	<1		
MW-19	18.80	2099.69	05/07/09	06/18/2009	Unfiltered	69		<5.0	<0.11	<1.2			<0.48	<0.13		
MW-19	20.14	2098.348	05/14/2010	06/17/2010	Unfiltered	72		<5.0	<0.11	<1.2			<0.48	<0.13		
MW-19	22.16	2096.33	12/15/2010	1/11/2011	Unfiltered	62		<5.0	<0.11	<1.2			<0.48	<0.50		
MW-20	NA	NA	NA	03/30/1993	Unfiltered											
MW-20	27.12	2132.40	04/21/98	05/01/1998	Unfiltered				<0.5				<0.5	<0.5		
MW-20	30.14	2129.38	10/13/98	10/21/1998	Unfiltered				<0.5				<0.5	<0.5		
MW-20	36.25	2123.27	04/08/99	04/13/1999	Unfiltered				<0.5				<2	<2		
MW-20	41.25	2118.27	10/25/99	10/29/1999	Unfiltered				<0.5				<2	<2		
MW-20	49.03	2110.49	12/04/00	12/07/2000	Unfiltered				<1				<1	<1		
MW-20	54.51	2105.01	10/31/01	11/07/2001	Unfiltered				<1				<1	<1		
MW-20	57.74	2101.78	05/20/02	05/24/2002	Unfiltered											
MW-20	64.88	2097.15	06/17/04	07/08/2004	Unfiltered	16		<3.6	<0.33	<1.7	<0.26	<0.37	<0.90	<0.87	<0.34	<0.11
MW-20	35.50	2126.53	06/01/05	07/01/2005	Unfiltered	<1.1		<6.1	<0.27	<4.2	<0.47	<0.68	<2.9	<0.62	<0.29	<0.21
MW-20	45.85	2116.18	06/01/06	06/22/2006	Unfiltered	1.8 Jq		<6.1	<0.27	<4.2	<0.47	<0.68	<2.9	<0.62	<0.29	<0.21
MW-21	NA	NA	NA	03/30/1993	Unfiltered											
MW-22	NA	NA	NA	03/12/1993	Unfiltered											
MW-22	29.28	2138.94	06/16/95	06/20/1995	Unfiltered				<1				<5	<2		
MW-22	36.70	2131.52	12/05/95	12/15/1995	Unfiltered				<1				<5	<2		
MW-22	72.45	2098.28	06/17/04	07/09/2004	Unfiltered	2.1		<3.6	<0.33	<1.7	<0.26	<0.37	<0.90	<0.87	<0.34	<0.11
MW-22	46.99	2123.74	06/01/05	06/30/2005	Unfiltered	110		<6.1	<0.27	<4.2	<0.47	<0.68	<2.9	<0.62	<0.29	<0.21
MW-22	52.84	2117.893	06/01/06	07/12/2006	Unfiltered	22		7.0 BJkq	<0.27	<4.2	<0.47	<0.68	<2.9	<0.62	<0.29	<0.21
MW-22	59.25	2111.483	05/31/07	06/20/2007	Unfiltered	6.1		<5	<0.2	<5			<0.2	<0.3		
MW-22	63.93	2109.55	05/13/08	06/09/2008	Unfiltered	9.9		<5	<1	<5			<1	<1		
MW-22	68.17	2105.31	05/08/09	06/17/2009	Unfiltered	16		<5.0	<0.11	<1.2			<0.48	<0.13		
MW-22	70.67	2102.809	05/13/2010	06/18/2010	Unfiltered	9.9		<5.0	<0.11	<1.2			<0.48	<0.13		
MW-23	NA	NA	NA	03/31/1993	Unfiltered											

Consolidation Data Summary Table - Groundwater
Beaumont Site 1

	Water Level Data					Volatile Organics									
Sample Location	Depth to Water (feet below ground surface)	Groundwater Elevation (feet above mean sea level)	Elevation Date	Sample Date	Filter Status	tert-Butylbenzene -ug/L	Benzene -ug/L	Carbon Disulfide -ug/L	Chlorobenzene -ug/L	2-Chlorotoluene -ug/L	4-Chlorotoluene -ug/L	Chloroethane -ug/L	Chloromethane -ug/L	Carbon Tetrachloride -ug/L	Chloroform -ug/L
MW-19	15.05	2103.438	05/30/07	06/18/2007	Unfiltered		<0.2	<0.2	<0.2			<0.2	<0.2	<0.2	<0.2
MW-19	15.52	2102.97	05/14/08	06/06/2008	Unfiltered		<1	<1	<1			<1	<1	<1	<1
MW-19	18.80	2099.69	05/07/09	06/18/2009	Unfiltered		<0.14	<0.36 Jq	<0.23			<0.35	<0.36	<0.15	<0.17
MW-19	20.14	2098.348	05/14/2010	06/17/2010	Unfiltered		<0.14	0.40 Jq	<0.23			<0.35	<0.36	<0.15	<0.17
MW-19	22.16	2096.33	12/15/2010	1/11/2011	Unfiltered		<0.14	<0.36	<0.23			<0.35	<0.36	<0.15	<0.46
MW-20	NA	NA	NA	03/30/1993	Unfiltered										
MW-20	27.12	2132.40	04/21/98	05/01/1998	Unfiltered				<0.5			<0.5	<0.5	<0.5	<0.5
MW-20	30.14	2129.38	10/13/98	10/21/1998	Unfiltered				<0.5			<0.5	<0.5	<0.5	<0.5
MW-20	36.25	2123.27	04/08/99	04/13/1999	Unfiltered				<0.5			<2	<2	<0.5	<0.5
MW-20	41.25	2118.27	10/25/99	10/29/1999	Unfiltered				<0.5			<2	<2	<0.5	<0.5
MW-20	49.03	2110.49	12/04/00	12/07/2000	Unfiltered				<0.5			<1	<1	<0.5	<0.5
MW-20	54.51	2105.01	10/31/01	11/07/2001	Unfiltered				<0.5			<1	<1	<0.5	<1
MW-20	57.74	2101.78	05/20/02	05/24/2002	Unfiltered									<0.5	<1
MW-20	64.88	2097.15	06/17/04	07/08/2004	Unfiltered	<0.23	<0.29	<0.28	<0.19	<0.67	<0.16	<0.46	<0.43	<0.40	<0.45
MW-20	35.50	2126.53	06/01/05	07/01/2005	Unfiltered	<0.17	<0.26	<1.0	<0.36	<0.24	<0.30	<0.52	<1.8	<0.42	<0.22
MW-20	45.85	2116.18	06/01/06	06/22/2006	Unfiltered	<0.17	<0.26	<1.0	<0.36	<0.24	<0.30	<0.52	<1.8	<0.42	0.44 BJkq
MW-21	NA	NA	NA	03/30/1993	Unfiltered										
MW-22	NA	NA	NA	03/12/1993	Unfiltered										
MW-22	29.28	2138.94	06/16/95	06/20/1995	Unfiltered				<2			<2	<2	1.2	3.2
MW-22	36.70	2131.52	12/05/95	12/15/1995	Unfiltered				<2			<2	<2	<0.5	<1
MW-22	72.45	2098.28	06/17/04	07/09/2004	Unfiltered	<0.23	<0.29	<0.28	<0.19	<0.67	<0.16	<0.46	<0.43	<0.40	<0.45
MW-22	46.99	2123.74	06/01/05	06/30/2005	Unfiltered	<0.17	<0.26	<1.0	<0.36	<0.24	<0.30	<0.52	<1.8	<0.42	1.0
MW-22	52.84	2117.893	06/01/06	07/12/2006	Unfiltered	<0.17	<0.26	<1.0	<0.36	<0.24	<0.30	<0.52	<1.8	<0.42	0.33 BJkq
MW-22	59.25	2111.483	05/31/07	06/20/2007	Unfiltered		<0.2	<0.2	<0.2			<0.2	<0.2	<0.2	<0.2
MW-22	63.93	2109.55	05/13/08	06/09/2008	Unfiltered		<1	<1	<1			<1	<1	<1	<1
MW-22	68.17	2105.31	05/08/09	06/17/2009	Unfiltered		<0.14	<0.36	<0.23			<0.35	<0.36	<0.15	<0.17
MW-22	70.67	2102.809	05/13/2010	06/18/2010	Unfiltered		<0.14	<0.36	<0.23			<0.35	<0.36	<0.15	<0.17
MW-23	NA	NA	NA	03/31/1993	Unfiltered										

Consolidation Data Summary Table - Groundwater
Beaumont Site 1

	Water Level Data					Volatile Organics									
Sample Location	Depth to Water (feet below ground surface)	Groundwater Elevation (feet above mean sea level)	Elevation Date	Sample Date	Filter Status	Dibromochloromethane -ug/L	1,2-Dibromo-3-Chloropropane -ug/L	Dibromomethane -ug/L	1,1-Dichloroethane -ug/L	1,2-Dichloroethane -ug/L	1,2-Dichlorobenzene -ug/L	1,3-Dichlorobenzene -ug/L	1,4-Dichlorobenzene -ug/L	1,1-Dichloroethene -ug/L	cis-1,2-Dichloroethene -ug/L
MW-19	15.05	2103.438	05/30/07	06/18/2007	Unfiltered	<0.2			2	0.41 Jq				20	0.37 Jq
MW-19	15.52	2102.97	05/14/08	06/06/2008	Unfiltered	<1			2.5 Jq	<1				26	<1
MW-19	18.80	2099.69	05/07/09	06/18/2009	Unfiltered	<0.37			2.6	<0.21	<0.20	<0.15	<0.072	29	<0.18 Jq
MW-19	20.14	2098.348	05/14/2010	06/17/2010	Unfiltered	<0.37			2.8	0.40 Jq	<0.20	<0.15	<0.072	30	0.55
MW-19	22.16	2096.33	12/15/2010	1/11/2011	Unfiltered	<0.37			2.7	0.44 Jq	<0.20	<0.15	<0.072	34	0.53
MW-20	NA	NA	NA	03/30/1993	Unfiltered					<10				72.1	
MW-20	27.12	2132.40	04/21/98	05/01/1998	Unfiltered	<0.5			4.1	<0.5	<0.5	<0.5	<0.5	14.9	
MW-20	30.14	2129.38	10/13/98	10/21/1998	Unfiltered	<0.5			<0.5	<0.5	<0.5	<0.5	<0.5	6.1	
MW-20	36.25	2123.27	04/08/99	04/13/1999	Unfiltered	<0.5			<0.5	<0.5	<1	<1	<1	3	<0.5
MW-20	41.25	2118.27	10/25/99	10/29/1999	Unfiltered	<0.5			<0.5	<0.5	<1	<1	<1	16	<0.5
MW-20	49.03	2110.49	12/04/00	12/07/2000	Unfiltered	<1			0.9	0.7	<0.5	<0.5	<0.5	56	<0.5
MW-20	54.51	2105.01	10/31/01	11/07/2001	Unfiltered	<1			0.9	0.9	<0.5	<0.5	<0.5	60	<0.5
MW-20	57.74	2101.78	05/20/02	05/24/2002	Unfiltered				<1	0.6				53	<1
MW-20	64.88	2097.15	06/17/04	07/08/2004	Unfiltered	<0.29	<2.6	<0.46	<0.40	<0.35	<0.29	<0.27	<0.28	44	<0.56
MW-20	35.50	2126.53	06/01/05	07/01/2005	Unfiltered	<0.45	<2.5	<0.42	<0.53	<0.22	<0.24	<0.38	<0.30	2.3	<0.35
MW-20	45.85	2116.18	06/01/06	06/22/2006	Unfiltered	<0.45	<2.5	<0.42	<0.53	<0.22	<0.24	<0.38	<0.30	3.7	<0.35
MW-21	NA	NA	NA	03/30/1993	Unfiltered					<10				112	
MW-22	NA	NA	NA	03/12/1993	Unfiltered					<1				104.7	
MW-22	29.28	2138.94	06/16/95	06/20/1995	Unfiltered	<1			8.1	9.6	<3	<2	<2	600	3.4
MW-22	36.70	2131.52	12/05/95	12/15/1995	Unfiltered	<1			<1	<1.6	<3	<2	<2	64	<1
MW-22	72.45	2098.28	06/17/04	07/09/2004	Unfiltered	<0.29	<2.6	<0.46	<0.40	<0.35	<0.29	<0.27	<0.28	7.1	<0.56
MW-22	46.99	2123.74	06/01/05	06/30/2005	Unfiltered	<0.45	<2.5	<0.42	3.4	4.8	<0.24	<0.38	<0.30	200	1.5
MW-22	52.84	2117.893	06/01/06	07/12/2006	Unfiltered	<0.45	<2.5	<0.42	0.94 Jq	1.2	<0.24	<0.38	<0.30	40	0.38 Jq
MW-22	59.25	2111.483	05/31/07	06/20/2007	Unfiltered	<0.2			<0.2	0.23 Jq				14	<0.2
MW-22	63.93	2109.55	05/13/08	06/09/2008	Unfiltered	<1			<1	<1				23	<1
MW-22	68.17	2105.31	05/08/09	06/17/2009	Unfiltered	<0.37			<0.098 Jq	<0.21	<0.20	<0.15	<0.072	25	<0.18
MW-22	70.67	2102.809	05/13/2010	06/18/2010	Unfiltered	<0.37			0.21 Jq	<0.21	<0.20	<0.15	<0.072	22	<0.18
MW-23	NA	NA	NA	03/31/1993	Unfiltered					<5				78.5	

Consolidation Data Summary Table - Groundwater
Beaumont Site 1

	Water Level Data						Volatile Organics									
Sample Location	Depth to Water (feet below ground surface)	Groundwater Elevation (feet above mean sea level)	Elevation Date	Sample Date	Filter Status	trans-1,2-Dichloroethene -ug/L	1,1-Dichloropropene -ug/L	cis-1,3-Dichloropropene -ug/L	trans-1,3-Dichloropropene -ug/L	1,2-Dichloropropane -ug/L	1,3-Dichloropropane -ug/L	2,2-Dichloropropane -ug/L	1,2-Dibromoethane -ug/L	Dichlorodifluoromethane -ug/L	Ethylbenzene -ug/L	Ethene -ug/L
MW-19	15.05	2103.438	05/30/07	06/18/2007	Unfiltered	<0.2		<0.2	<0.2	<0.2					<0.2	
MW-19	15.52	2102.97	05/14/08	06/06/2008	Unfiltered	<1		<1	<1	<1					<1	
MW-19	18.80	2099.69	05/07/09	06/18/2009	Unfiltered	<0.10		<0.30	<0.24	<0.19					<0.26	
MW-19	20.14	2098.348	05/14/2010	06/17/2010	Unfiltered	<0.10		<0.30	<0.24	<0.19					<0.26	<0.02
MW-19	22.16	2096.33	12/15/2010	1/11/2011	Unfiltered	<0.10		<0.30	<0.24	<0.19					<0.26	0.05 Jq
MW-20	NA	NA	NA	03/30/1993	Unfiltered											
MW-20	27.12	2132.40	04/21/98	05/01/1998	Unfiltered	<0.5		<0.5	<0.5	<0.5				<0.5		
MW-20	30.14	2129.38	10/13/98	10/21/1998	Unfiltered	<0.5		<0.5	<0.5	<0.5				<0.5		
MW-20	36.25	2123.27	04/08/99	04/13/1999	Unfiltered	<0.5		<0.5	<0.5	<0.5				<2		
MW-20	41.25	2118.27	10/25/99	10/29/1999	Unfiltered	<0.5		<0.5	<0.5	<0.5				<2		
MW-20	49.03	2110.49	12/04/00	12/07/2000	Unfiltered	<0.5		<0.5	<0.5	<0.5				<1		
MW-20	54.51	2105.01	10/31/01	11/07/2001	Unfiltered	<0.5		<0.5	<0.5	<0.5				<1		
MW-20	57.74	2101.78	05/20/02	05/24/2002	Unfiltered	<1										
MW-20	64.88	2097.15	06/17/04	07/08/2004	Unfiltered	<0.60	<0.55	<0.44	<0.30	<0.40	<0.35	<0.39	<0.51	<0.47	<0.19	
MW-20	35.50	2126.53	06/01/05	07/01/2005	Unfiltered	<0.29	<0.21	<0.45	<0.31	<0.28	<0.30	<0.40	<0.81	<0.27	<0.17	
MW-20	45.85	2116.18	06/01/06	06/22/2006	Unfiltered	<0.29	<0.21	<0.45	<0.31	<0.28	<0.30	<0.40	<0.81	<0.27	<0.17	
MW-21	NA	NA	NA	03/30/1993	Unfiltered											
MW-22	NA	NA	NA	03/12/1993	Unfiltered											
MW-22	29.28	2138.94	06/16/95	06/20/1995	Unfiltered	<1		<0.5	<0.5	<1				<5		
MW-22	36.70	2131.52	12/05/95	12/15/1995	Unfiltered	<1		<0.5	<2	<1				<5		
MW-22	72.45	2098.28	06/17/04	07/09/2004	Unfiltered	<0.60	<0.55	<0.44	<0.30	<0.40	<0.35	<0.39	<0.51	<0.47	<0.19	
MW-22	46.99	2123.74	06/01/05	06/30/2005	Unfiltered	<0.29	<0.21	<0.45	<0.31	<0.28	<0.30	<0.40	<0.81	<0.27	<0.17	
MW-22	52.84	2117.893	06/01/06	07/12/2006	Unfiltered	<0.29	<0.21	<0.45	<0.31	<0.28	<0.30	<0.40	<0.81	<0.27	<0.17	
MW-22	59.25	2111.483	05/31/07	06/20/2007	Unfiltered	<0.2		<0.2	<0.2	<0.2					<0.2	
MW-22	63.93	2109.55	05/13/08	06/09/2008	Unfiltered	<1		<1	<1	<1					<1	
MW-22	68.17	2105.31	05/08/09	06/17/2009	Unfiltered	<0.10		<0.30	<0.24	<0.19					<0.26	
MW-22	70.67	2102.809	05/13/2010	06/18/2010	Unfiltered	<0.10		<0.30	<0.24	<0.19					<0.26	<0.02
MW-23	NA	NA	NA	03/31/1993	Unfiltered											

Consolidation Data Summary Table - Groundwater
Beaumont Site 1

	Water Level Data					Volatile Organics										
Sample Location	Depth to Water (feet below ground surface)	Groundwater Elevation (feet above mean sea level)	Elevation Date	Sample Date	Filter Status	Ethane -ug/L	Hexachlorobutadiene -ug/L	2-Hexanone -ug/L	p-Isopropyltoluene -ug/L	Isopropylbenzene -ug/L	Methane -ug/L	4-Methyl-2-Pentanone -ug/L	Methyl tert-butyl ether (MTBE) -ug/L	Methylene Chloride -ug/L	Naphthalene -ug/L	n-Propylbenzene -ug/L
MW-19	15.05	2103.438	05/30/07	06/18/2007	Unfiltered			<5				<5	<0.2	<0.5		
MW-19	15.52	2102.97	05/14/08	06/06/2008	Unfiltered			<5				<5	<1	1.3 BJakq		
MW-19	18.80	2099.69	05/07/09	06/18/2009	Unfiltered			<1.2				<0.95	<0.29	<0.15		
MW-19	20.14	2098.348	05/14/2010	06/17/2010	Unfiltered	0.02 Jq		<1.2			0.16 Bk	<0.95	<0.29	<0.15		
MW-19	22.16	2096.33	12/15/2010	1/11/2011	Unfiltered	0.02 Jq		<1.2			0.23 Ba	<0.95	<0.43	0.15 BJkq		
MW-20	NA	NA	NA	03/30/1993	Unfiltered											
MW-20	27.12	2132.40	04/21/98	05/01/1998	Unfiltered									<0.5		
MW-20	30.14	2129.38	10/13/98	10/21/1998	Unfiltered									<0.5		
MW-20	36.25	2123.27	04/08/99	04/13/1999	Unfiltered									<2		
MW-20	41.25	2118.27	10/25/99	10/29/1999	Unfiltered									<2		
MW-20	49.03	2110.49	12/04/00	12/07/2000	Unfiltered									<2		
MW-20	54.51	2105.01	10/31/01	11/07/2001	Unfiltered									<2		
MW-20	57.74	2101.78	05/20/02	05/24/2002	Unfiltered									<0.5		
MW-20	64.88	2097.15	06/17/04	07/08/2004	Unfiltered			<2.5	<0.17	<0.17		<2.6	<0.28	<1.7	<0.56	<0.24
MW-20	35.50	2126.53	06/01/05	07/01/2005	Unfiltered			<1.9	<0.21	<0.24		<2.4	<0.29	<2.6	<0.95	<0.30
MW-20	45.85	2116.18	06/01/06	06/22/2006	Unfiltered			<1.9	<0.21	<0.24		<2.4	<0.29	<2.6	<0.95	<0.30
MW-21	NA	NA	NA	03/30/1993	Unfiltered											
MW-22	NA	NA	NA	03/12/1993	Unfiltered											
MW-22	29.28	2138.94	06/16/95	06/20/1995	Unfiltered									<2		
MW-22	36.70	2131.52	12/05/95	12/15/1995	Unfiltered									<2		
MW-22	72.45	2098.28	06/17/04	07/09/2004	Unfiltered			<2.5	<0.17	<0.17		<2.6	<0.28	<1.7	<0.56	<0.24
MW-22	46.99	2123.74	06/01/05	06/30/2005	Unfiltered			<1.9	<0.21	<0.24		<2.4	<0.29	<2.6	<0.95	<0.30
MW-22	52.84	2117.893	06/01/06	07/12/2006	Unfiltered			<1.9	<0.21	<0.24		<2.4	<0.29	4.1 BJakq	<0.95	<0.30
MW-22	59.25	2111.483	05/31/07	06/20/2007	Unfiltered			<5				<5	<0.2	<0.5		
MW-22	63.93	2109.55	05/13/08	06/09/2008	Unfiltered			<5				<5	<1	1.2 BJakq		
MW-22	68.17	2105.31	05/08/09	06/17/2009	Unfiltered			<1.2				<0.95	<0.29	<0.15		
MW-22	70.67	2102.809	05/13/2010	06/18/2010	Unfiltered	<0.01		<1.2			0.04 Jq	<0.95	<0.29	<0.15		
MW-23	NA	NA	NA	03/31/1993	Unfiltered											

Consolidation Data Summary Table - Groundwater
Beaumont Site 1

	Water Level Data						Volatile Organics									
Sample Location	Depth to Water (feet below ground surface)	Groundwater Elevation (feet above mean sea level)	Elevation Date	Sample Date	Filter Status	Styrene -ug/L	Toluene -ug/L	1,1,1,2-Tetrachloroethane -ug/L	1,1,1-Trichloroethane -ug/L	1,1,2-Trichloroethane -ug/L	1,2,3-Trichlorobenzene -ug/L	1,2,4-Trichlorobenzene -ug/L	Trichloroethene -ug/L	1,2,3-Trichloropropane -ug/L	Trichlorofluoromethane -ug/L	1,1,2-Trichloro-1,2,2-Trifluoroethane -ug/L
MW-19	15.05	2103.438	05/30/07	06/18/2007	Unfiltered	<0.2	<0.2		0.28 Jq	<0.2			9.4			
MW-19	15.52	2102.97	05/14/08	06/06/2008	Unfiltered	<1	<1		<1	<1			14			
MW-19	18.80	2099.69	05/07/09	06/18/2009	Unfiltered	<0.22	<0.22		<0.12 Jq	<0.31			14		<0.16	
MW-19	20.14	2098.348	05/14/2010	06/17/2010	Unfiltered	<0.22	<0.22		0.27 Jq	<0.31			16	<0.29	<0.16	
MW-19	22.16	2096.33	12/15/2010	1/11/2011	Unfiltered	<0.22	<0.22		0.31 Jq	<0.31			17	<0.29	<0.16	
MW-20	NA	NA	NA	03/30/1993	Unfiltered				<30				13.6			
MW-20	27.12	2132.40	04/21/98	05/01/1998	Unfiltered				3.5	<0.5			19.7		<0.5	
MW-20	30.14	2129.38	10/13/98	10/21/1998	Unfiltered				<0.5	<0.5			4.8		<0.5	
MW-20	36.25	2123.27	04/08/99	04/13/1999	Unfiltered				<1	<0.5			3.6		<2	
MW-20	41.25	2118.27	10/25/99	10/29/1999	Unfiltered				<1	<0.5			18		<2	
MW-20	49.03	2110.49	12/04/00	12/07/2000	Unfiltered				2.7	<0.5			41		<1	<2
MW-20	54.51	2105.01	10/31/01	11/07/2001	Unfiltered				2.1	<0.5			53		<1	<2
MW-20	57.74	2101.78	05/20/02	05/24/2002	Unfiltered		<1		2	<1			49			
MW-20	64.88	2097.15	06/17/04	07/08/2004	Unfiltered	<0.14	<0.35	<0.45	<0.46	<0.42	<0.40	<0.28	47	<0.81	<0.27	<0.70
MW-20	35.50	2126.53	06/01/05	07/01/2005	Unfiltered	<0.29	<0.35	<0.37	<0.32	<0.54	<0.39	<0.35	2.6 Bk	<2.3	<0.36	<0.54
MW-20	45.85	2116.18	06/01/06	06/22/2006	Unfiltered	<0.29	<0.35	<0.37	<0.32	<0.54	<0.39	<0.35	2.6	<2.3	<0.36	<0.54
MW-21	NA	NA	NA	03/30/1993	Unfiltered				<30				26.4			
MW-22	NA	NA	NA	03/12/1993	Unfiltered				5.81				7.16			
MW-22	29.28	2138.94	06/16/95	06/20/1995	Unfiltered				130	2.3			380		<5	
MW-22	36.70	2131.52	12/05/95	12/15/1995	Unfiltered				5.7	<0.5			37		<5	
MW-22	72.45	2098.28	06/17/04	07/09/2004	Unfiltered	<0.14	<0.35	<0.45	<0.46	<0.42	<0.40	<0.28	8.2 Bk	<0.81	<0.27	<0.70
MW-22	46.99	2123.74	06/01/05	06/30/2005	Unfiltered	<0.29	<0.35	<0.37	2.8	1.6	<0.39	<0.35	140	<2.3	<0.36	<0.54
MW-22	52.84	2117.893	06/01/06	07/12/2006	Unfiltered	<0.29	<0.35	<0.37	0.42 Jq	<0.54	<0.39	<0.35	42	<2.3	<0.36	<0.54
MW-22	59.25	2111.483	05/31/07	06/20/2007	Unfiltered	<0.2	<0.2		<0.2	<0.2			13			
MW-22	63.93	2109.55	05/13/08	06/09/2008	Unfiltered	<1	<1		<1	<1			24			
MW-22	68.17	2105.31	05/08/09	06/17/2009	Unfiltered	<0.22	<0.22		<0.12	<0.31			25		<0.16	
MW-22	70.67	2102.809	05/13/2010	06/18/2010	Unfiltered	<0.22	<0.22		<0.12	<0.31			20	<0.29	<0.16	
MW-23	NA	NA	NA	03/31/1993	Unfiltered				<15				18.65			

Consolidation Data Summary Table - Groundwater
Beaumont Site 1

	Water Level Data						Volatile Organics						
Sample Location	Depth to Water (feet below ground surface)	Groundwater Elevation (feet above mean sea level)	Elevation Date	Sample Date	Filter Status	1,2,4-Trimethylbenzene -ug/L	1,3,5-Trimethylbenzene -ug/L	1,1,2,2-Tetrachloroethane -ug/L	Tetrachloroethene (PCE) -ug/L	Vinyl Acetate -ug/L	Vinyl Chloride -ug/L	m,p-Xylenes -ug/L	o-Xylene -ug/L
MW-19	15.05	2103.438	05/30/07	06/18/2007	Unfiltered			<0.2	<0.2		0.6 Jq	<0.5	<0.2
MW-19	15.52	2102.97	05/14/08	06/06/2008	Unfiltered			<1	<1		<1	<2	<1
MW-19	18.80	2099.69	05/07/09	06/18/2009	Unfiltered			<0.29	<0.17	<0.48	0.72	<0.36	<0.41
MW-19	20.14	2098.348	05/14/2010	06/17/2010	Unfiltered			<0.29	<0.17	<0.48	1.0	<0.36	<0.41
MW-19	22.16	2096.33	12/15/2010	1/11/2011	Unfiltered			<0.29	<0.23	<0.48	2.2	<0.36	<0.41
MW-20	NA	NA	NA	03/30/1993	Unfiltered				<10				
MW-20	27.12	2132.40	04/21/98	05/01/1998	Unfiltered			<0.5	<0.5		<0.5		
MW-20	30.14	2129.38	10/13/98	10/21/1998	Unfiltered			<0.5	<0.5		<0.5		
MW-20	36.25	2123.27	04/08/99	04/13/1999	Unfiltered			<0.5	<0.5		<0.5		
MW-20	41.25	2118.27	10/25/99	10/29/1999	Unfiltered			<0.5	<0.5		<0.5		
MW-20	49.03	2110.49	12/04/00	12/07/2000	Unfiltered			<0.5	<0.5		<0.5		
MW-20	54.51	2105.01	10/31/01	11/07/2001	Unfiltered			<0.5	<0.5		<0.5		
MW-20	57.74	2101.78	05/20/02	05/24/2002	Unfiltered	<1			<1		<1		<0.5
MW-20	64.88	2097.15	06/17/04	07/08/2004	Unfiltered	<0.22	<0.11	<0.19	<0.20	<3.6	<0.35	<0.17	<0.16
MW-20	35.50	2126.53	06/01/05	07/01/2005	Unfiltered	<0.26	<0.19	<0.37	<0.29	<3.2	<0.33	<0.38	<0.21
MW-20	45.85	2116.18	06/01/06	06/22/2006	Unfiltered	<0.26	<0.19	<0.37	<0.29	<3.2	<0.33	<0.38	<0.21
MW-21	NA	NA	NA	03/30/1993	Unfiltered				<10				
MW-22	NA	NA	NA	03/12/1993	Unfiltered				<1				
MW-22	29.28	2138.94	06/16/95	06/20/1995	Unfiltered			<1	0.8		<0.5		
MW-22	36.70	2131.52	12/05/95	12/15/1995	Unfiltered			<1	<2		<1		
MW-22	72.45	2098.28	06/17/04	07/09/2004	Unfiltered	<0.22	<0.11	<0.19	<0.20	<3.6	<0.35	<0.17	<0.16
MW-22	46.99	2123.74	06/01/05	06/30/2005	Unfiltered	<0.26	<0.19	<0.37	<0.29	<3.2	<0.33	<0.38	<0.21
MW-22	52.84	2117.893	06/01/06	07/12/2006	Unfiltered	<0.26	<0.19	<0.37	<0.29	<3.2	<0.33	<0.38	<0.21
MW-22	59.25	2111.483	05/31/07	06/20/2007	Unfiltered			<0.2	<0.2		<0.2	<0.5	<0.2
MW-22	63.93	2109.55	05/13/08	06/09/2008	Unfiltered			<1	<1		<1	<2	<1
MW-22	68.17	2105.31	05/08/09	06/17/2009	Unfiltered			<0.29	<0.17	<0.48	<0.13	<0.36	<0.41
MW-22	70.67	2102.809	05/13/2010	06/18/2010	Unfiltered			<0.29	<0.17	<0.48	<0.13	<0.36	<0.41
MW-23	NA	NA	NA	03/31/1993	Unfiltered				<5				

Consolidation Data Summary Table - Groundwater
Beaumont Site 1

	Water Level Data					Volatile Organics										
Sample Location	Depth to Water (feet below ground surface)	Groundwater Elevation (feet above mean sea level)	Elevation Date	Sample Date	Filter Status	1,4-Dioxane -ug/L	N-Nitrosodimethylamine -ng/L	Acetone -ug/L	Bromodichloromethane -ug/L	2-Butanone -ug/L	Bromobenzene -ug/L	Bromochloromethane -ug/L	Bromomethane -ug/L	Bromoform -ug/L	n-Butylbenzene -ug/L	sec-Butylbenzene -ug/L
MW-23	55.70	2109.32	05/14/08	06/09/2008	Unfiltered	3.9		<5	<1	<5			<1	<1		
MW-23	62.52	2102.501	05/13/2010	06/18/2010	Unfiltered	4.5		<5.0	<0.11	<1.2			<0.48	<0.13		
MW-24	NA	NA	NA	03/18/1993	Unfiltered											
MW-25	NA	NA	NA	03/24/1993	Unfiltered											
MW-25	50.04	2130.06	04/11/94	04/21/1994	Unfiltered											
MW-26	NA	NA	NA	03/24/1993	Unfiltered											
MW-26	53.76	2126.17	04/11/94	04/21/1994	Unfiltered											
MW-26	58.40	2121.53	12/16/94	12/16/1994	Unfiltered				<1				<5	<2		
MW-26	37.30	2142.63	06/16/95	06/21/1995	Unfiltered				<1				<5	<2		
MW-26	50.75	2129.18	12/13/95	12/15/1995	Unfiltered				<1				<5	<2		
MW-26	54.28	2125.65	04/19/96	04/24/1996	Unfiltered				<50				<50	<50		
MW-26	59.54	2120.39	10/21/96	10/28/1996	Unfiltered				<0.5				<0.5	<1		
MW-26	61.44	2118.49	04/14/97	04/24/1997	Unfiltered				<0.5				<0.5	<1		
MW-26	64.74	2115.19	10/20/97	10/28/1997	Unfiltered				<0.5				<0.5	<1		
MW-26	37.28	2142.65	04/21/98	05/04/1998	Unfiltered				<0.5				<0.5	<0.5		
MW-26	48.60	2131.33	10/13/98	10/22/1998	Unfiltered				<0.5				<0.5	<0.5		
MW-26	55.03	2124.90	04/08/99	04/15/1999	Unfiltered				<0.5				<2	<2		
MW-26	60.42	2119.51	10/26/99	11/01/1999	Unfiltered				<5				<20	<20		
MW-26	68.15	2111.78	12/04/00	12/11/2000	Unfiltered				<50				<50	<50		
MW-26	73.77	2106.16	11/01/01	11/09/2001	Unfiltered				<50				<50	<50		
MW-26	77.00	2102.93	05/20/02	05/28/2002	Unfiltered											
MW-26	77.00	2102.93	05/20/02	05/30/2002	Unfiltered	430										
MW-26	85.05	2098.76	06/17/04	07/19/2004	Unfiltered	240		<3.6	<0.33	<1.7	<0.26	<0.37	<0.90	<0.87	<0.34	<0.11
MW-26	51.17	2132.64	06/01/05	07/06/2005	Unfiltered	490		<310	<14	<210	<23	<34	<150	<31	<15	<10
MW-26	64.66	2119.152	06/01/06	07/13/2006	Unfiltered	290		<61	<2.7	<42	<4.7	<6.8	<29	<6.2	<2.9	<2.1
MW-26	71.21	2112.602	05/31/07	06/25/2007	Unfiltered	350		<5	<0.2	<5			<0.2	<0.3		
MW-26	71.38	2112.43	05/14/08	06/13/2008	Unfiltered	300		<5	<1	<5			<1	<1		
MW-26	76.72	2107.09	05/08/09	06/17/2009	Unfiltered	550		<5.0	<0.11	<1.2			<0.48	<0.13		

Consolidation Data Summary Table - Groundwater
Beaumont Site 1

	Water Level Data					Volatile Organics									
Sample Location	Depth to Water (feet below ground surface)	Groundwater Elevation (feet above mean sea level)	Elevation Date	Sample Date	Filter Status	tert-Butylbenzene -ug/L	Benzene -ug/L	Carbon Disulfide -ug/L	Chlorobenzene -ug/L	2-Chlorotoluene -ug/L	4-Chlorotoluene -ug/L	Chloroethane -ug/L	Chloromethane -ug/L	Carbon Tetrachloride -ug/L	Chloroform -ug/L
MW-23	55.70	2109.32	05/14/08	06/09/2008	Unfiltered		<1	<1	<1			<1	<1	<1	<1
MW-23	62.52	2102.501	05/13/2010	06/18/2010	Unfiltered		<0.14	<0.36	<0.23			<0.35	<0.36	<0.15	<0.17
MW-24	NA	NA	NA	03/18/1993	Unfiltered										
MW-25	NA	NA	NA	03/24/1993	Unfiltered										
MW-25	50.04	2130.06	04/11/94	04/21/1994	Unfiltered										
MW-26	NA	NA	NA	03/24/1993	Unfiltered										
MW-26	53.76	2126.17	04/11/94	04/21/1994	Unfiltered										
MW-26	58.40	2121.53	12/16/94	12/16/1994	Unfiltered				<2			<2	<2	6.3	20
MW-26	37.30	2142.63	06/16/95	06/21/1995	Unfiltered				<2			<2	<2	7.8	22
MW-26	50.75	2129.18	12/13/95	12/15/1995	Unfiltered				<2			<2	<2	<0.5	15
MW-26	54.28	2125.65	04/19/96	04/24/1996	Unfiltered				<50			<50	<50	<50	<50
MW-26	59.54	2120.39	10/21/96	10/28/1996	Unfiltered				<0.5			<1	<1	<0.5	17.2
MW-26	61.44	2118.49	04/14/97	04/24/1997	Unfiltered				<0.5			<1	<1	<0.5	29.7
MW-26	64.74	2115.19	10/20/97	10/28/1997	Unfiltered				<0.5			<1	<1	10.2	28.3
MW-26	37.28	2142.65	04/21/98	05/04/1998	Unfiltered				<0.5			<0.5	<0.5	9.5	23.8
MW-26	48.60	2131.33	10/13/98	10/22/1998	Unfiltered				<0.5			<0.5	<0.5	5.1	14.8
MW-26	55.03	2124.90	04/08/99	04/15/1999	Unfiltered				<0.5			<2	<2	<0.5	<0.5
MW-26	60.42	2119.51	10/26/99	11/01/1999	Unfiltered				<5			<20	<20	<5	<20
MW-26	68.15	2111.78	12/04/00	12/11/2000	Unfiltered				<25			<50	<50	<25	<25
MW-26	73.77	2106.16	11/01/01	11/09/2001	Unfiltered				<25			<50	<50	<25	<50
MW-26	77.00	2102.93	05/20/02	05/28/2002	Unfiltered									<50	<100
MW-26	77.00	2102.93	05/20/02	05/30/2002	Unfiltered										
MW-26	85.05	2098.76	06/17/04	07/19/2004	Unfiltered	<0.23	<0.29	<0.28	<0.19	<0.67	<0.16	<0.46	<0.43	3.3	13
MW-26	51.17	2132.64	06/01/05	07/06/2005	Unfiltered	<8.7	<13	<52	<18	<12	<15	<26	<89	<21	<11
MW-26	64.66	2119.152	06/01/06	07/13/2006	Unfiltered	<1.7	<2.6	<10	<3.6	<2.4	<3.0	<5.2	<18	<4.2	6.1 Jq
MW-26	71.21	2112.602	05/31/07	06/25/2007	Unfiltered		1.1	<0.2	<0.2			<0.2	<0.2	1.9	9
MW-26	71.38	2112.43	05/14/08	06/13/2008	Unfiltered		2.6 Jq	<1	<1			<1	<1	3.1 Jq	14
MW-26	76.72	2107.09	05/08/09	06/17/2009	Unfiltered		1.8	0.58	<0.23			<0.35	<0.36	3.9	14

Consolidation Data Summary Table - Groundwater
Beaumont Site 1

	Water Level Data					Volatile Organics									
Sample Location	Depth to Water (feet below ground surface)	Groundwater Elevation (feet above mean sea level)	Elevation Date	Sample Date	Filter Status	Dibromochloromethane -ug/L	1,2-Dibromo-3-Chloropropane -ug/L	Dibromomethane -ug/L	1,1-Dichloroethane -ug/L	1,2-Dichloroethane -ug/L	1,2-Dichlorobenzene -ug/L	1,3-Dichlorobenzene -ug/L	1,4-Dichlorobenzene -ug/L	1,1-Dichloroethene -ug/L	cis-1,2-Dichloroethene -ug/L
MW-23	55.70	2109.32	05/14/08	06/09/2008	Unfiltered	<1			<1	<1				10	<1
MW-23	62.52	2102.501	05/13/2010	06/18/2010	Unfiltered	<0.37			<0.098	<0.21	<0.20	<0.15	<0.072	9.5	<0.18
MW-24	NA	NA	NA	03/18/1993	Unfiltered					<1600				13850	
MW-25	NA	NA	NA	03/24/1993	Unfiltered					<800				5750	
MW-25	50.04	2130.06	04/11/94	04/21/1994	Unfiltered					256.5				675	
MW-26	NA	NA	NA	03/24/1993	Unfiltered					<800				15630	
MW-26	53.76	2126.17	04/11/94	04/21/1994	Unfiltered					998				1368	
MW-26	58.40	2121.53	12/16/94	12/16/1994	Unfiltered	<1			170	310	<3	<2	<2	9400 E	66
MW-26	37.30	2142.63	06/16/95	06/21/1995	Unfiltered	<1			140 E	300 E	<3	<2	<2	2100 E	52 E
MW-26	50.75	2129.18	12/13/95	12/15/1995	Unfiltered	<1			130	240	<3	<2	<2	1300	41
MW-26	54.28	2125.65	04/19/96	04/24/1996	Unfiltered	<50			73	140	<50	<50	<50	3900	<50
MW-26	59.54	2120.39	10/21/96	10/28/1996	Unfiltered	<0.5			111	16.7	<0.5	<0.5	<0.5	2864	
MW-26	61.44	2118.49	04/14/97	04/24/1997	Unfiltered	<0.5			211	113	<0.5	<0.5	<0.5	2110	
MW-26	64.74	2115.19	10/20/97	10/28/1997	Unfiltered	<0.5			111	164	<0.5	<0.5	<0.5	4191	
MW-26	37.28	2142.65	04/21/98	05/04/1998	Unfiltered	<0.5			101	175	<0.5	<0.5	<0.5	2784	
MW-26	48.60	2131.33	10/13/98	10/22/1998	Unfiltered	<0.5			80	240	<0.5	<0.5	<0.5	2500	
MW-26	55.03	2124.90	04/08/99	04/15/1999	Unfiltered	<0.5			63	80	<1	<1	<1	<2100	18
MW-26	60.42	2119.51	10/26/99	11/01/1999	Unfiltered	<5			48	97	<10	<10	<10	1900	24
MW-26	68.15	2111.78	12/04/00	12/11/2000	Unfiltered	<50			100	120	<25	<25	<25	4500	38
MW-26	73.77	2106.16	11/01/01	11/09/2001	Unfiltered	<50			96	130	<25	<25	<25	4400	40
MW-26	77.00	2102.93	05/20/02	05/28/2002	Unfiltered				110	160				4100	<100
MW-26	77.00	2102.93	05/20/02	05/30/2002	Unfiltered										
MW-26	85.05	2098.76	06/17/04	07/19/2004	Unfiltered	<0.29	<2.6	<0.46	80	110	<0.29	<0.27	<0.28	2500 Bk	34
MW-26	51.17	2132.64	06/01/05	07/06/2005	Unfiltered	<23	<120	<21	120	170	<12	<19	<15	4200	<17
MW-26	64.66	2119.152	06/01/06	07/13/2006	Unfiltered	<4.5	<25	<4.2	42	45	<2.4	<3.8	<3.0	1800	14
MW-26	71.21	2112.602	05/31/07	06/25/2007	Unfiltered	<0.2			43	98				2500	25
MW-26	71.38	2112.43	05/14/08	06/13/2008	Unfiltered	<1			88	96				4400	38
MW-26	76.72	2107.09	05/08/09	06/17/2009	Unfiltered	<0.37			86	100	<0.20	<0.15	<0.072	3900	44

Consolidation Data Summary Table - Groundwater
Beaumont Site 1

	Water Level Data					Volatile Organics										
Sample Location	Depth to Water (feet below ground surface)	Groundwater Elevation (feet above mean sea level)	Elevation Date	Sample Date	Filter Status	trans-1,2-Dichloroethene -ug/L	1,1-Dichloropropene -ug/L	cis-1,3-Dichloropropene -ug/L	trans-1,3-Dichloropropene -ug/L	1,2-Dichloropropane -ug/L	1,3-Dichloropropane -ug/L	2,2-Dichloropropane -ug/L	1,2-Dibromoethane -ug/L	Dichlorodifluoromethane -ug/L	Ethylbenzene -ug/L	Ethene -ug/L
MW-23	55.70	2109.32	05/14/08	06/09/2008	Unfiltered	<1		<1	<1	<1					<1	
MW-23	62.52	2102.501	05/13/2010	06/18/2010	Unfiltered	<0.10		<0.30	<0.24	<0.19					<0.26	<0.02
MW-24	NA	NA	NA	03/18/1993	Unfiltered											
MW-25	NA	NA	NA	03/24/1993	Unfiltered											
MW-25	50.04	2130.06	04/11/94	04/21/1994	Unfiltered											
MW-26	NA	NA	NA	03/24/1993	Unfiltered											
MW-26	53.76	2126.17	04/11/94	04/21/1994	Unfiltered											
MW-26	58.40	2121.53	12/16/94	12/16/1994	Unfiltered	3.5		<0.5	<0.5	<1				<5		
MW-26	37.30	2142.63	06/16/95	06/21/1995	Unfiltered	4.7		<0.5	<0.5	<1				<5		
MW-26	50.75	2129.18	12/13/95	12/15/1995	Unfiltered	3		<0.5	<2	<1				<5		
MW-26	54.28	2125.65	04/19/96	04/24/1996	Unfiltered	<50		<50	<50	<50						
MW-26	59.54	2120.39	10/21/96	10/28/1996	Unfiltered	<0.5		<0.5	<0.5	<0.5				<0.5		
MW-26	61.44	2118.49	04/14/97	04/24/1997	Unfiltered	<0.5		<0.5	<0.5	<0.5				<0.5		
MW-26	64.74	2115.19	10/20/97	10/28/1997	Unfiltered	<0.5		<0.5	<0.5	<0.5				<0.5		
MW-26	37.28	2142.65	04/21/98	05/04/1998	Unfiltered	<0.5		<0.5	<0.5	<0.5				<0.5		
MW-26	48.60	2131.33	10/13/98	10/22/1998	Unfiltered	<0.5		<0.5	<0.5	<0.5				<0.5		
MW-26	55.03	2124.90	04/08/99	04/15/1999	Unfiltered	<0.5		<0.5	<0.5	<0.5				<2		
MW-26	60.42	2119.51	10/26/99	11/01/1999	Unfiltered	<5		<5	<5	<5				<20		
MW-26	68.15	2111.78	12/04/00	12/11/2000	Unfiltered	<25		<25	<25	<25				<50		
MW-26	73.77	2106.16	11/01/01	11/09/2001	Unfiltered	<25		<25	<25	<25				<50		
MW-26	77.00	2102.93	05/20/02	05/28/2002	Unfiltered	<100										
MW-26	77.00	2102.93	05/20/02	05/30/2002	Unfiltered											
MW-26	85.05	2098.76	06/17/04	07/19/2004	Unfiltered	2.2	<0.55	<0.44	<0.30	<0.40	<0.35	<0.39	<0.51	<0.47	<0.19	
MW-26	51.17	2132.64	06/01/05	07/06/2005	Unfiltered	<15	<11	<23	<15	<14	<15	<20	<40	<13	<8.7	
MW-26	64.66	2119.152	06/01/06	07/13/2006	Unfiltered	<2.9	<2.1	<4.5	<3.1	<2.8	<3.0	<4.0	<8.1	<2.7	<1.7	
MW-26	71.21	2112.602	05/31/07	06/25/2007	Unfiltered	1.4		<0.2	<0.2	<0.2					<0.2	
MW-26	71.38	2112.43	05/14/08	06/13/2008	Unfiltered	2.3 Jq		<1	<1	<1					<1	
MW-26	76.72	2107.09	05/08/09	06/17/2009	Unfiltered	2.2		<0.30	<0.24	<0.19					<0.26	

Consolidation Data Summary Table - Groundwater
Beaumont Site 1

	Water Level Data						Volatile Organics									
Sample Location	Depth to Water (feet below ground surface)	Groundwater Elevation (feet above mean sea level)	Elevation Date	Sample Date	Filter Status	Ethane -ug/L	Hexachlorobutadiene -ug/L	2-Hexanone -ug/L	p-Isopropyltoluene -ug/L	Isopropylbenzene -ug/L	Methane -ug/L	4-Methyl-2-Pentanone -ug/L	Methyl tert-butyl ether (MTBE) -ug/L	Methylene Chloride -ug/L	Naphthalene -ug/L	n-Propylbenzene -ug/L
MW-23	55.70	2109.32	05/14/08	06/09/2008	Unfiltered			<5				<5	<1	1 BJakq		
MW-23	62.52	2102.501	05/13/2010	06/18/2010	Unfiltered	<0.01		<1.2			0.04 Jq	<0.95	<0.29	<0.15		
MW-24	NA	NA	NA	03/18/1993	Unfiltered											
MW-25	NA	NA	NA	03/24/1993	Unfiltered											
MW-25	50.04	2130.06	04/11/94	04/21/1994	Unfiltered											
MW-26	NA	NA	NA	03/24/1993	Unfiltered											
MW-26	53.76	2126.17	04/11/94	04/21/1994	Unfiltered											
MW-26	58.40	2121.53	12/16/94	12/16/1994	Unfiltered									<2		
MW-26	37.30	2142.63	06/16/95	06/21/1995	Unfiltered									<2.3		
MW-26	50.75	2129.18	12/13/95	12/15/1995	Unfiltered									<3		
MW-26	54.28	2125.65	04/19/96	04/24/1996	Unfiltered									<200		
MW-26	59.54	2120.39	10/21/96	10/28/1996	Unfiltered									<2		
MW-26	61.44	2118.49	04/14/97	04/24/1997	Unfiltered									<2		
MW-26	64.74	2115.19	10/20/97	10/28/1997	Unfiltered									<2		
MW-26	37.28	2142.65	04/21/98	05/04/1998	Unfiltered									<0.5		
MW-26	48.60	2131.33	10/13/98	10/22/1998	Unfiltered									<0.5		
MW-26	55.03	2124.90	04/08/99	04/15/1999	Unfiltered									<2		
MW-26	60.42	2119.51	10/26/99	11/01/1999	Unfiltered									<20		
MW-26	68.15	2111.78	12/04/00	12/11/2000	Unfiltered									<100		
MW-26	73.77	2106.16	11/01/01	11/09/2001	Unfiltered									<100		
MW-26	77.00	2102.93	05/20/02	05/28/2002	Unfiltered									<50		
MW-26	77.00	2102.93	05/20/02	05/30/2002	Unfiltered											
MW-26	85.05	2098.76	06/17/04	07/19/2004	Unfiltered			<2.5	<0.17	<0.17		<2.6	<0.28	<1.7	<0.56	<0.24
MW-26	51.17	2132.64	06/01/05	07/06/2005	Unfiltered			<93	<10	<12		<120	<15	<130	<48	<15
MW-26	64.66	2119.152	06/01/06	07/13/2006	Unfiltered			<19	<2.1	<2.4		<24	3.7 Jq	<26	<9.5	<3.0
MW-26	71.21	2112.602	05/31/07	06/25/2007	Unfiltered			<5				<5	1.5	<0.5		
MW-26	71.38	2112.43	05/14/08	06/13/2008	Unfiltered			<5				<5	<1	<1		
MW-26	76.72	2107.09	05/08/09	06/17/2009	Unfiltered			<1.2				<0.95	<0.29 Jq	<0.15		

Consolidation Data Summary Table - Groundwater
Beaumont Site 1

	Water Level Data					Volatile Organics										
Sample Location	Depth to Water (feet below ground surface)	Groundwater Elevation (feet above mean sea level)	Elevation Date	Sample Date	Filter Status	Styrene -ug/L	Toluene -ug/L	1,1,1,2-Tetrachloroethane -ug/L	1,1,1-Trichloroethane -ug/L	1,1,2-Trichloroethane -ug/L	1,2,3-Trichlorobenzene -ug/L	1,2,4-Trichlorobenzene -ug/L	Trichloroethene -ug/L	1,2,3-Trichloropropane -ug/L	Trichlorofluoromethane -ug/L	1,1,2-Trichloro-1,2,2-Trifluoroethane -ug/L
MW-23	55.70	2109.32	05/14/08	06/09/2008	Unfiltered	<1	<1		<1	<1			9			
MW-23	62.52	2102.501	05/13/2010	06/18/2010	Unfiltered	<0.22	<0.22		<0.12	<0.31			7.2	<0.29	<0.16	
MW-24	NA	NA	NA	03/18/1993	Unfiltered				<1000				2450			
MW-25	NA	NA	NA	03/24/1993	Unfiltered				<500				<1000			
MW-25	50.04	2130.06	04/11/94	04/21/1994	Unfiltered				313							
MW-26	NA	NA	NA	03/24/1993	Unfiltered				<500				6110			
MW-26	53.76	2126.17	04/11/94	04/21/1994	Unfiltered				388							
MW-26	58.40	2121.53	12/16/94	12/16/1994	Unfiltered				460	27			6300 E		<5	
MW-26	37.30	2142.63	06/16/95	06/21/1995	Unfiltered				270 E	28 E			2600 E		<5	
MW-26	50.75	2129.18	12/13/95	12/15/1995	Unfiltered				280	22			480		<5	
MW-26	54.28	2125.65	04/19/96	04/24/1996	Unfiltered				170	<50			2500		<50	<50
MW-26	59.54	2120.39	10/21/96	10/28/1996	Unfiltered				195	18.5			2764		<0.5	
MW-26	61.44	2118.49	04/14/97	04/24/1997	Unfiltered				156	23			2960		<0.5	
MW-26	64.74	2115.19	10/20/97	10/28/1997	Unfiltered				169	35			3080		<0.5	
MW-26	37.28	2142.65	04/21/98	05/04/1998	Unfiltered				141	21.4			2768		<0.5	
MW-26	48.60	2131.33	10/13/98	10/22/1998	Unfiltered				100	16.1			2000		<0.5	
MW-26	55.03	2124.90	04/08/99	04/15/1999	Unfiltered				78	<0.5			1800		<2	
MW-26	60.42	2119.51	10/26/99	11/01/1999	Unfiltered				52	10			1700		<20	
MW-26	68.15	2111.78	12/04/00	12/11/2000	Unfiltered				65	<25			3100		<50	<100
MW-26	73.77	2106.16	11/01/01	11/09/2001	Unfiltered				47	26			3700		<50	<100
MW-26	77.00	2102.93	05/20/02	05/28/2002	Unfiltered		<80		<100	<100			3200			
MW-26	77.00	2102.93	05/20/02	05/30/2002	Unfiltered											
MW-26	85.05	2098.76	06/17/04	07/19/2004	Unfiltered	<0.14	<0.35	<0.45	18	15	<0.40	<0.28	1500 Bk	<0.81	<0.27	<0.70
MW-26	51.17	2132.64	06/01/05	07/06/2005	Unfiltered	<14	<17	<19	<16	<27	<20	<17	2900	<110	<18	<27
MW-26	64.66	2119.152	06/01/06	07/13/2006	Unfiltered	<2.9	<3.5	<3.7	4.5 Jq	8.4 Jq	<3.9	<3.5	740	<23	<3.6	<5.4
MW-26	71.21	2112.602	05/31/07	06/25/2007	Unfiltered	<0.2	<0.2		5.6	19			2000			
MW-26	71.38	2112.43	05/14/08	06/13/2008	Unfiltered	<1	<1		7.1	24			3500			
MW-26	76.72	2107.09	05/08/09	06/17/2009	Unfiltered	<0.22	<0.22		5.4	23			2700		<0.16	

Consolidation Data Summary Table - Groundwater
Beaumont Site 1

	Water Level Data						Volatile Organics							
Sample Location	Depth to Water (feet below ground surface)	Groundwater Elevation (feet above mean sea level)	Elevation Date	Sample Date	Filter Status	1,2,4-Trimethylbenzene -ug/L	1,3,5-Trimethylbenzene -ug/L	1,1,2,2-Tetrachloroethane -ug/L	Tetrachloroethene (PCE) -ug/L	Vinyl Acetate -ug/L	Vinyl Chloride -ug/L	m,p-Xylenes -ug/L	o-Xylene -ug/L
MW-23	55.70	2109.32	05/14/08	06/09/2008	Unfiltered			<1	<1		<1	<2	<1
MW-23	62.52	2102.501	05/13/2010	06/18/2010	Unfiltered			<0.29	<0.17	<0.48	<0.13	<0.36	<0.41
MW-24	NA	NA	NA	03/18/1993	Unfiltered				<3000				
MW-25	NA	NA	NA	03/24/1993	Unfiltered				<1500				
MW-25	50.04	2130.06	04/11/94	04/21/1994	Unfiltered				65.5				
MW-26	NA	NA	NA	03/24/1993	Unfiltered				<1500				
MW-26	53.76	2126.17	04/11/94	04/21/1994	Unfiltered				57.2				
MW-26	58.40	2121.53	12/16/94	12/16/1994	Unfiltered			<1	12		<0.5		
MW-26	37.30	2142.63	06/16/95	06/21/1995	Unfiltered			<1	15 E		<0.5		
MW-26	50.75	2129.18	12/13/95	12/15/1995	Unfiltered			<1	<10		<1		
MW-26	54.28	2125.65	04/19/96	04/24/1996	Unfiltered			<50	<50		<50		
MW-26	59.54	2120.39	10/21/96	10/28/1996	Unfiltered			<0.5	18		<0.5		
MW-26	61.44	2118.49	04/14/97	04/24/1997	Unfiltered			<0.5	10.4		<0.5		
MW-26	64.74	2115.19	10/20/97	10/28/1997	Unfiltered			<0.5	8.2		<0.5		
MW-26	37.28	2142.65	04/21/98	05/04/1998	Unfiltered			<0.5	9.9		<0.5		
MW-26	48.60	2131.33	10/13/98	10/22/1998	Unfiltered			<0.5	6.8		<0.5		
MW-26	55.03	2124.90	04/08/99	04/15/1999	Unfiltered			<0.5	<0.5		<0.5		
MW-26	60.42	2119.51	10/26/99	11/01/1999	Unfiltered			<5	5.7		<5		
MW-26	68.15	2111.78	12/04/00	12/11/2000	Unfiltered			<25	<25		<25		
MW-26	73.77	2106.16	11/01/01	11/09/2001	Unfiltered			<25	<25		<25		
MW-26	77.00	2102.93	05/20/02	05/28/2002	Unfiltered	<100			<100		<100		<50
MW-26	77.00	2102.93	05/20/02	05/30/2002	Unfiltered								
MW-26	85.05	2098.76	06/17/04	07/19/2004	Unfiltered	<0.22	<0.11	<0.19	3.6	<3.6	<0.35	<0.17	<0.16
MW-26	51.17	2132.64	06/01/05	07/06/2005	Unfiltered	<13	<9.4	<18	<15	<160	<17	<19	<10
MW-26	64.66	2119.152	06/01/06	07/13/2006	Unfiltered	<2.6	<1.9	<3.7	<2.9	<32	<3.3	<3.8	<2.1
MW-26	71.21	2112.602	05/31/07	06/25/2007	Unfiltered			<0.2	2.5		4.1	<0.5	<10
MW-26	71.38	2112.43	05/14/08	06/13/2008	Unfiltered			<1	6.7		<1	<2	<1
MW-26	76.72	2107.09	05/08/09	06/17/2009	Unfiltered			<0.29	7.7	<0.48	<0.13	<0.36	<0.41

Consolidation Data Summary Table - Groundwater
Beaumont Site 1

	Water Level Data					Volatile Organics										
Sample Location	Depth to Water (feet below ground surface)	Groundwater Elevation (feet above mean sea level)	Elevation Date	Sample Date	Filter Status	1,4-Dioxane -ug/L	N-Nitrosodimethylamine -ng/L	Acetone -ug/L	Bromodichloromethane -ug/L	2-Butanone -ug/L	Bromobenzene -ug/L	Bromochloromethane -ug/L	Bromomethane -ug/L	Bromoform -ug/L	n-Butylbenzene -ug/L	sec-Butylbenzene -ug/L
MW-26	77.01	2106.802	05/13/2010	06/15/2010	Unfiltered	570 Je		<500	<11	<120			<48	<13		
MW-27	NA	NA	NA	03/01/1993	Unfiltered											
MW-27	39.96	2138.03	06/16/95	06/20/1995	Unfiltered				<1				<5	<2		
MW-27	83.53	2099.20	06/17/04	07/09/2004	Unfiltered	<1.1		<3.6	<0.33	<1.7	<0.26	<0.37	<0.90	<0.87	<0.34	<0.11
MW-27	62.83	2119.898	06/01/06	06/30/2006	Unfiltered	<0.40		7.7 BJkq	<0.27	<4.2	<0.47	<0.68	<2.9	<0.62	<0.29	<0.21
MW-27	69.34	2113.388	05/31/07	06/26/2007	Unfiltered	6.4		<5	<0.2	<5			<0.2	<0.3		
MW-27	72.53	2110.20	05/14/08	06/03/2008	Unfiltered	<0.58		<5	<1	<5			<1	<1		
MW-27	76.21	2106.52	05/11/09	06/15/2009	Unfiltered	<0.40		<9.1	<0.33	<6.9	<0.33	<0.69	<4.3	<0.55	<0.28	<0.20
MW-27	79.25	2103.478	05/13/2010	06/21/2010	Unfiltered	<0.10		<5.0	<0.11	<1.2			<0.48	<0.13		
MW-28	NA	NA	NA	03/12/1993	Unfiltered											
MW-28	63.71	2097.13	06/17/04	07/08/2004	Unfiltered	3.5		<3.6	<0.33	<1.7	<0.26	<0.37	<0.90	<0.87	<0.34	<0.11
MW-28	44.7	2116.143	06/01/06	07/13/2006	Unfiltered	1.2 Jq		<6.1	<0.27	<4.2	<0.47	<0.68	<2.9	<0.62	<0.29	<0.21
MW-28	51.11	2109.733	05/31/07	06/19/2007	Unfiltered	2.3		<5	<0.2	<5			<0.2	<0.3		
MW-28	51.62	2109.22	05/14/08	06/10/2008	Unfiltered	5.1		<5	<1	<5			<1	<1		
MW-28	56.70	2104.14	05/08/09	06/17/2009	Unfiltered	6.4		<5.0	<0.11	<1.2			<0.48	<0.13		
MW-28	58.75	2102.09	11/06/2009	11/12/2009	Unfiltered	6.4		<5.0	<0.11	<1.2			<0.48	<0.13		
MW-28	58.4	2102.443	05/13/2010	06/15/2010	Unfiltered	6.4		<5.0	<0.11	<1.2			<0.48	<0.13		
MW-29	32.78	2079.59	10/29/92	10/07/1992	Unfiltered											
MW-29	16.08	2096.29	12/05/95	12/15/1995	Unfiltered				<1				<5	<2		
MW-29	15.20	2097.17	04/21/98	04/27/1998	Unfiltered				<0.5				<0.5	<0.5		
MW-29	16.64	2095.73	10/13/98	10/16/1998	Unfiltered				<0.5				<0.5	<0.5		
MW-29	15.65	2096.72	04/06/99	04/15/1999	Unfiltered				<0.5				<2	<2		
MW-29	17.74	2094.63	10/25/99	10/27/1999	Unfiltered				<0.5				<2	<2		
MW-29	17.46	2094.91	05/04/00	05/08/2000	Unfiltered				<0.5				<2	<2		
MW-29	20.90	2091.47	12/04/00	12/06/2000	Unfiltered				<1				<1	<1		
MW-29	23.91	2088.46	10/31/01	11/05/2001	Unfiltered				<1				<1	<1		
MW-29	24.89	2087.48	05/20/02	05/22/2002	Unfiltered											
MW-29	26.95	2088.14	05/14/2010	06/17/2010	Unfiltered	28		<5.0	<0.11	<1.2			<0.48	<0.13		

Consolidation Data Summary Table - Groundwater
Beaumont Site 1

	Water Level Data					Volatile Organics									
Sample Location	Depth to Water (feet below ground surface)	Groundwater Elevation (feet above mean sea level)	Elevation Date	Sample Date	Filter Status	tert-Butylbenzene -ug/L	Benzene -ug/L	Carbon Disulfide -ug/L	Chlorobenzene -ug/L	2-Chlorotoluene -ug/L	4-Chlorotoluene -ug/L	Chloroethane -ug/L	Chloromethane -ug/L	Carbon Tetrachloride -ug/L	Chloroform -ug/L
MW-26	77.01	2106.802	05/13/2010	06/15/2010	Unfiltered		<14	<36	<23			<35	<36	<15	<17
MW-27	NA	NA	NA	03/01/1993	Unfiltered										
MW-27	39.96	2138.03	06/16/95	06/20/1995	Unfiltered				<2			<2	<2	<0.5	<1
MW-27	83.53	2099.20	06/17/04	07/09/2004	Unfiltered	<0.23	<0.29	<0.28	<0.19	<0.67	<0.16	<0.46	<0.43	<0.40	<0.45
MW-27	62.83	2119.898	06/01/06	06/30/2006	Unfiltered	<0.17	<0.26	<1.0	<0.36	<0.24	<0.30	<0.52	<1.8	<0.42	<0.22
MW-27	69.34	2113.388	05/31/07	06/26/2007	Unfiltered		<0.2	<0.2	<0.2			<0.2	<0.2	<0.2	<0.2
MW-27	72.53	2110.20	05/14/08	06/03/2008	Unfiltered		<1	<1	<1			<1	<1	<1	<1
MW-27	76.21	2106.52	05/11/09	06/15/2009	Unfiltered	<0.28	<0.28	<1.9	<0.22	<0.55	<0.21	<1.3	<0.49	<0.43	<0.33
MW-27	79.25	2103.478	05/13/2010	06/21/2010	Unfiltered		<0.14	<0.36	<0.23			<0.35	<0.36	<0.15	<0.17
MW-28	NA	NA	NA	03/12/1993	Unfiltered										
MW-28	63.71	2097.13	06/17/04	07/08/2004	Unfiltered	<0.23	<0.29	<0.28	<0.19	<0.67	<0.16	<0.46	<0.43	<0.40	<0.45
MW-28	44.7	2116.143	06/01/06	07/13/2006	Unfiltered	<0.17	<0.26	<1.0	<0.36	<0.24	<0.30	<0.52	<1.8	<0.42	<0.22
MW-28	51.11	2109.733	05/31/07	06/19/2007	Unfiltered		<0.2	<0.2	<0.2			<0.2	<0.2	<0.2	<0.2
MW-28	51.62	2109.22	05/14/08	06/10/2008	Unfiltered		<1	<1	<1			<1	<1	<1	<1
MW-28	56.70	2104.14	05/08/09	06/17/2009	Unfiltered		<0.14	<0.36	<0.23			<0.35	<0.36	<0.15	<0.17
MW-28	58.75	2102.09	11/06/2009	11/12/2009	Unfiltered		<0.14	<0.36	<0.23			<0.35	<0.36	<0.15	<0.17
MW-28	58.4	2102.443	05/13/2010	06/15/2010	Unfiltered		<0.14	<0.36	<0.23			<0.35	<0.36	<0.15	0.19 Jq
MW-29	32.78	2079.59	10/29/92	10/07/1992	Unfiltered										
MW-29	16.08	2096.29	12/05/95	12/15/1995	Unfiltered				16			<2	<2	<0.5	<1
MW-29	15.20	2097.17	04/21/98	04/27/1998	Unfiltered				<0.5			<0.5	<0.5	<0.5	4.2
MW-29	16.64	2095.73	10/13/98	10/16/1998	Unfiltered				<0.5			<0.5	<0.5	<0.5	3.1
MW-29	15.65	2096.72	04/06/99	04/15/1999	Unfiltered				<0.5			<2	<2	<0.5	<0.5
MW-29	17.74	2094.63	10/25/99	10/27/1999	Unfiltered				<0.5			<2	<2	<0.5	<0.5
MW-29	17.46	2094.91	05/04/00	05/08/2000	Unfiltered				<0.5			<2	<2	<0.5	<0.5
MW-29	20.90	2091.47	12/04/00	12/06/2000	Unfiltered				<0.5			<1	<1	<0.5	<1
MW-29	23.91	2088.46	10/31/01	11/05/2001	Unfiltered				<0.5			<1	<1	<0.5	<1
MW-29	24.89	2087.48	05/20/02	05/22/2002	Unfiltered									<0.5	<1
MW-29	26.95	2088.14	05/14/2010	06/17/2010	Unfiltered		<0.14	<0.36	<0.23			<0.35	<0.36	<0.15	<0.17

Consolidation Data Summary Table - Groundwater
Beaumont Site 1

	Water Level Data					Volatile Organics									
Sample Location	Depth to Water (feet below ground surface)	Groundwater Elevation (feet above mean sea level)	Elevation Date	Sample Date	Filter Status	Dibromochloromethane -ug/L	1,2-Dibromo-3-Chloropropane -ug/L	Dibromomethane -ug/L	1,1-Dichloroethane -ug/L	1,2-Dichloroethane -ug/L	1,2-Dichlorobenzene -ug/L	1,3-Dichlorobenzene -ug/L	1,4-Dichlorobenzene -ug/L	1,1-Dichloroethene -ug/L	cis-1,2-Dichloroethene -ug/L
MW-26	77.01	2106.802	05/13/2010	06/15/2010	Unfiltered	<37			93	100	<20	<15	<7.2	5400	37 Jq
MW-27	NA	NA	NA	03/01/1993	Unfiltered					<1				<13	
MW-27	39.96	2138.03	06/16/95	06/20/1995	Unfiltered	<1			<1	0.91	<3	<2	<2	32	<1
MW-27	83.53	2099.20	06/17/04	07/09/2004	Unfiltered	<0.29	<2.6	<0.46	<0.40	<0.35	<0.29	<0.27	<0.28	<0.32	<0.56
MW-27	62.83	2119.898	06/01/06	06/30/2006	Unfiltered	<0.45	<2.5	<0.42	<0.53	<0.22	<0.24	<0.38	<0.30	0.63 BJkq	<0.35
MW-27	69.34	2113.388	05/31/07	06/26/2007	Unfiltered	<0.2			<0.2	<0.2				<0.2	<0.2
MW-27	72.53	2110.20	05/14/08	06/03/2008	Unfiltered	<1			<1	<1				<1	<1
MW-27	76.21	2106.52	05/11/09	06/15/2009	Unfiltered	<0.48	<3.1	<0.59	<0.37	<0.31	<0.27	<0.28	<0.21	<0.40	<0.49
MW-27	79.25	2103.478	05/13/2010	06/21/2010	Unfiltered	<0.37			<0.098	<0.21	<0.20	<0.15	<0.072	<0.12	<0.18
MW-28	NA	NA	NA	03/12/1993	Unfiltered					<12.1				94.2	
MW-28	63.71	2097.13	06/17/04	07/08/2004	Unfiltered	<0.29	<2.6	<0.46	<0.40	<0.35	<0.29	<0.27	<0.28	5.3 Bk	<0.56
MW-28	44.7	2116.143	06/01/06	07/13/2006	Unfiltered	<0.45	<2.5	<0.42	0.56 Jq	0.39 Jq	<0.24	<0.38	<0.30	11 Bk	<0.35
MW-28	51.11	2109.733	05/31/07	06/19/2007	Unfiltered	<0.2			0.48 Jq	0.46 Jq				8.7	<0.2
MW-28	51.62	2109.22	05/14/08	06/10/2008	Unfiltered	<1			<1	<1				26	<1
MW-28	56.70	2104.14	05/08/09	06/17/2009	Unfiltered	<0.37			0.88	0.82	<0.20	<0.15	<0.072	26	<0.18 Jq
MW-28	58.75	2102.09	11/06/2009	11/12/2009	Unfiltered	<0.37			0.87	1.0	<0.20	<0.15	<0.072	27	<0.18
MW-28	58.4	2102.443	05/13/2010	06/15/2010	Unfiltered	<0.37			0.93	0.91	<0.20	<0.15	<0.072	34	<0.18
MW-29	32.78	2079.59	10/29/92	10/07/1992	Unfiltered					<3.2				87	
MW-29	16.08	2096.29	12/05/95	12/15/1995	Unfiltered	<1			3.3	<0.5	<3	<2	<2	30	<1
MW-29	15.20	2097.17	04/21/98	04/27/1998	Unfiltered	<0.5			7.96	<0.5	<0.5	<0.5	<0.5	29.8	
MW-29	16.64	2095.73	10/13/98	10/16/1998	Unfiltered	<0.5			8.3	<0.5	<0.5	<0.5	<0.5	38.4	
MW-29	15.65	2096.72	04/06/99	04/15/1999	Unfiltered	<0.5			<0.5	<0.5	<1	<1	<1	<28	1.9
MW-29	17.74	2094.63	10/25/99	10/27/1999	Unfiltered	<0.5			6.8	<0.5	<1	<1	<1	<27	2.6
MW-29	17.46	2094.91	05/04/00	05/08/2000	Unfiltered	<0.5			6.1	<0.5	<1	<1	<1	36	2.4
MW-29	20.90	2091.47	12/04/00	12/06/2000	Unfiltered	<1			6.7	<0.5	<0.5	<0.5	<0.5	34	2.3
MW-29	23.91	2088.46	10/31/01	11/05/2001	Unfiltered	<1			4.8	0.9	<0.5	<0.5	<0.5	18	1.8
MW-29	24.89	2087.48	05/20/02	05/22/2002	Unfiltered				7	<0.5				31	2.3
MW-29	26.95	2088.14	05/14/2010	06/17/2010	Unfiltered	<0.37			2.6	0.37 Jq	<0.20	<0.15	<0.072	32	0.87

Consolidation Data Summary Table - Groundwater
Beaumont Site 1

	Water Level Data						Volatile Organics									
Sample Location	Depth to Water (feet below ground surface)	Groundwater Elevation (feet above mean sea level)	Elevation Date	Sample Date	Filter Status	trans-1,2-Dichloroethene -ug/L	1,1-Dichloropropene -ug/L	cis-1,3-Dichloropropene -ug/L	trans-1,3-Dichloropropene -ug/L	1,2-Dichloropropane -ug/L	1,3-Dichloropropane -ug/L	2,2-Dichloropropane -ug/L	1,2-Dibromoethane -ug/L	Dichlorodifluoromethane -ug/L	Ethylbenzene -ug/L	Ethene -ug/L
MW-26	77.01	2106.802	05/13/2010	06/15/2010	Unfiltered	<10		<30	<24	<19					<26	<0.02
MW-27	NA	NA	NA	03/01/1993	Unfiltered											
MW-27	39.96	2138.03	06/16/95	06/20/1995	Unfiltered	<1		<0.5	<0.5	<1				<5		
MW-27	83.53	2099.20	06/17/04	07/09/2004	Unfiltered	<0.60	<0.55	<0.44	<0.30	<0.40	<0.35	<0.39	<0.51	<0.47	<0.19	
MW-27	62.83	2119.898	06/01/06	06/30/2006	Unfiltered	<0.29	<0.21	<0.45	<0.31	<0.28	<0.30	<0.40	<0.81	<0.27	<0.17	
MW-27	69.34	2113.388	05/31/07	06/26/2007	Unfiltered	<0.2		<0.2	<0.2	<0.2					<0.2	
MW-27	72.53	2110.20	05/14/08	06/03/2008	Unfiltered	<1		<1	<1	<1					<1	
MW-27	76.21	2106.52	05/11/09	06/15/2009	Unfiltered	<0.40	<0.26	<0.28	<0.36	<0.38	<0.38	<0.46	<0.47	<0.49	<0.22	
MW-27	79.25	2103.478	05/13/2010	06/21/2010	Unfiltered	<0.10		<0.30	<0.24	<0.19					<0.26	0.09 BJkq
MW-28	NA	NA	NA	03/12/1993	Unfiltered											
MW-28	63.71	2097.13	06/17/04	07/08/2004	Unfiltered	<0.60	<0.55	<0.44	<0.30	<0.40	<0.35	<0.39	<0.51	<0.47	<0.19	
MW-28	44.7	2116.143	06/01/06	07/13/2006	Unfiltered	<0.29	<0.21	<0.45	<0.31	<0.28	<0.30	<0.40	<0.81	<0.27	<0.17	
MW-28	51.11	2109.733	05/31/07	06/19/2007	Unfiltered	<0.2		<0.2	<0.2	<0.2					<0.2	
MW-28	51.62	2109.22	05/14/08	06/10/2008	Unfiltered	<1		<1	<1	<1					<1	
MW-28	56.70	2104.14	05/08/09	06/17/2009	Unfiltered	<0.10		<0.30	<0.24	<0.19					<0.26	
MW-28	58.75	2102.09	11/06/2009	11/12/2009	Unfiltered	<0.10		<0.30	<0.24	<0.19					<0.26	
MW-28	58.4	2102.443	05/13/2010	06/15/2010	Unfiltered	<0.10		<0.30	<0.24	<0.19					<0.26	0.03 Jq
MW-29	32.78	2079.59	10/29/92	10/07/1992	Unfiltered											
MW-29	16.08	2096.29	12/05/95	12/15/1995	Unfiltered	<1		<0.5	<0.5	<1				<5		
MW-29	15.20	2097.17	04/21/98	04/27/1998	Unfiltered	<0.5		<0.5	<0.5	<0.5				<0.5		
MW-29	16.64	2095.73	10/13/98	10/16/1998	Unfiltered	<0.5		<0.5	<0.5	<0.5				<0.5		
MW-29	15.65	2096.72	04/06/99	04/15/1999	Unfiltered	<0.5		<0.5	<0.5	<0.5				<2		
MW-29	17.74	2094.63	10/25/99	10/27/1999	Unfiltered	<0.5		<0.5	<0.5	<0.5				<2		
MW-29	17.46	2094.91	05/04/00	05/08/2000	Unfiltered	<0.5		<0.5	<0.5	<0.5				<2		
MW-29	20.90	2091.47	12/04/00	12/06/2000	Unfiltered	<0.5		<0.5	<0.5	<0.5				<1		
MW-29	23.91	2088.46	10/31/01	11/05/2001	Unfiltered	<0.5		<0.5	<0.5	<0.5				<1		
MW-29	24.89	2087.48	05/20/02	05/22/2002	Unfiltered	<1										
MW-29	26.95	2088.14	05/14/2010	06/17/2010	Unfiltered	<0.10		<0.30	<0.24	<0.19					<0.26	0.03 BJkq

Consolidation Data Summary Table - Groundwater
Beaumont Site 1

	Water Level Data					Volatile Organics										
Sample Location	Depth to Water (feet below ground surface)	Groundwater Elevation (feet above mean sea level)	Elevation Date	Sample Date	Filter Status	Ethane -ug/L	Hexachlorobutadiene -ug/L	2-Hexanone -ug/L	p-Isopropyltoluene -ug/L	Isopropylbenzene -ug/L	Methane -ug/L	4-Methyl-2-Pentanone -ug/L	Methyl tert-butyl ether (MTBE) -ug/L	Methylene Chloride -ug/L	Naphthalene -ug/L	n-Propylbenzene -ug/L
MW-26	77.01	2106.802	05/13/2010	06/15/2010	Unfiltered	<0.01		<120			0.07 Jq	<95	<29	67 BJaq		
MW-27	NA	NA	NA	03/01/1993	Unfiltered											
MW-27	39.96	2138.03	06/16/95	06/20/1995	Unfiltered									<2		
MW-27	83.53	2099.20	06/17/04	07/09/2004	Unfiltered			<2.5	<0.17	<0.17		<2.6	<0.28	<1.7	<0.56	<0.24
MW-27	62.83	2119.898	06/01/06	06/30/2006	Unfiltered			<1.9	<0.21	<0.24		<2.4	<0.29	<2.6	<0.95	<0.30
MW-27	69.34	2113.388	05/31/07	06/26/2007	Unfiltered			<5				<5	<0.2	<0.5		
MW-27	72.53	2110.20	05/14/08	06/03/2008	Unfiltered			<5				<5	<1	<1		
MW-27	76.21	2106.52	05/11/09	06/15/2009	Unfiltered			<6.9	<0.26	<0.23		<4.4	<0.30	<2.6	<2.5	<0.79
MW-27	79.25	2103.478	05/13/2010	06/21/2010	Unfiltered	0.37		<1.2			39	<0.95	<0.29	<0.15		
MW-28	NA	NA	NA	03/12/1993	Unfiltered											
MW-28	63.71	2097.13	06/17/04	07/08/2004	Unfiltered			<2.5	<0.17	<0.17		<2.6	<0.28	<1.7	<0.56	<0.24
MW-28	44.7	2116.143	06/01/06	07/13/2006	Unfiltered			<1.9	<0.21	<0.24		<2.4	<0.29	<2.6	<0.95	<0.30
MW-28	51.11	2109.733	05/31/07	06/19/2007	Unfiltered			<5				<5	<0.2	<0.5		
MW-28	51.62	2109.22	05/14/08	06/10/2008	Unfiltered			<5				<5	<1	1.2 BJakq		
MW-28	56.70	2104.14	05/08/09	06/17/2009	Unfiltered			<1.2				<0.95	<0.29	<0.15		
MW-28	58.75	2102.09	11/06/2009	11/12/2009	Unfiltered			<1.2				<0.95	<0.29	<0.15		
MW-28	58.4	2102.443	05/13/2010	06/15/2010	Unfiltered	<0.01		<1.2			0.08 BJa	<0.95	<0.29	<0.15		
MW-29	32.78	2079.59	10/29/92	10/07/1992	Unfiltered											
MW-29	16.08	2096.29	12/05/95	12/15/1995	Unfiltered									<2		
MW-29	15.20	2097.17	04/21/98	04/27/1998	Unfiltered									<0.5		
MW-29	16.64	2095.73	10/13/98	10/16/1998	Unfiltered									<0.5		
MW-29	15.65	2096.72	04/06/99	04/15/1999	Unfiltered									<2		
MW-29	17.74	2094.63	10/25/99	10/27/1999	Unfiltered									<2		
MW-29	17.46	2094.91	05/04/00	05/08/2000	Unfiltered									<2		
MW-29	20.90	2091.47	12/04/00	12/06/2000	Unfiltered									<2		
MW-29	23.91	2088.46	10/31/01	11/05/2001	Unfiltered									<2		
MW-29	24.89	2087.48	05/20/02	05/22/2002	Unfiltered									<0.5		
MW-29	26.95	2088.14	05/14/2010	06/17/2010	Unfiltered	0.03 Jq		<1.2			2.4	<0.95	<0.29	<0.15		

Consolidation Data Summary Table - Groundwater
Beaumont Site 1

	Water Level Data						Volatile Organics									
Sample Location	Depth to Water (feet below ground surface)	Groundwater Elevation (feet above mean sea level)	Elevation Date	Sample Date	Filter Status	Styrene -ug/L	Toluene -ug/L	1,1,1,2-Tetrachloroethane -ug/L	1,1,1-Trichloroethane -ug/L	1,1,2-Trichloroethane -ug/L	1,2,3-Trichlorobenzene -ug/L	1,2,4-Trichlorobenzene -ug/L	Trichloroethene -ug/L	1,2,3-Trichloropropane -ug/L	Trichlorofluoromethane -ug/L	1,1,2-Trichloro-1,2,2-Trifluoroethane -ug/L
MW-26	77.01	2106.802	05/13/2010	06/15/2010	Unfiltered	<22	<22		<12	<31			3100	<29	<16	
MW-27	NA	NA	NA	03/01/1993	Unfiltered				<3				<2			
MW-27	39.96	2138.03	06/16/95	06/20/1995	Unfiltered				<5	<0.5			43		<5	
MW-27	83.53	2099.20	06/17/04	07/09/2004	Unfiltered	<0.14	<0.35	<0.45	<0.46	<0.42	<0.40	<0.28	1.6 Bk	<0.81	<0.27	<0.70
MW-27	62.83	2119.898	06/01/06	06/30/2006	Unfiltered	<0.29	<0.35	<0.37	<0.32	<0.54	<0.39	<0.35	0.66 BJkq	<2.3	<0.36	<0.54
MW-27	69.34	2113.388	05/31/07	06/26/2007	Unfiltered	<0.2	<0.2		<0.2	<0.2			<0.2			
MW-27	72.53	2110.20	05/14/08	06/03/2008	Unfiltered	<1	<1		<1	<1			<1			
MW-27	76.21	2106.52	05/11/09	06/15/2009	Unfiltered	<0.30	<0.33	<0.35	<0.45	<0.54	<0.31	<0.49	<0.30	<1.3	<0.31	<0.64
MW-27	79.25	2103.478	05/13/2010	06/21/2010	Unfiltered	<0.22	<0.22		<0.12	<0.31			<0.17	<0.29	<0.16	
MW-28	NA	NA	NA	03/12/1993	Unfiltered				10.5				10.3			
MW-28	63.71	2097.13	06/17/04	07/08/2004	Unfiltered	<0.14	<0.35	<0.45	<0.46	<0.42	<0.40	<0.28	14	<0.81	<0.27	<0.70
MW-28	44.7	2116.143	06/01/06	07/13/2006	Unfiltered	<0.29	<0.35	<0.37	<0.32	<0.54	<0.39	<0.35	14 Bk	<2.3	<0.36	<0.54
MW-28	51.11	2109.733	05/31/07	06/19/2007	Unfiltered	<0.2	<0.2		0.29 Jq	<0.2			11			
MW-28	51.62	2109.22	05/14/08	06/10/2008	Unfiltered	<1	<1		<1	<1			34			
MW-28	56.70	2104.14	05/08/09	06/17/2009	Unfiltered	<0.22	<0.22		<0.12 Jq	<0.31			33		<0.16	
MW-28	58.75	2102.09	11/06/2009	11/12/2009	Unfiltered	<0.22	<0.22		0.55	<0.31			36	<0.29	<0.16	
MW-28	58.4	2102.443	05/13/2010	06/15/2010	Unfiltered	<0.22	<0.22		0.51	<0.31			37	<0.29	<0.16	
MW-29	32.78	2079.59	10/29/92	10/07/1992	Unfiltered				<2				17			
MW-29	16.08	2096.29	12/05/95	12/15/1995	Unfiltered				<1.5	<0.5			36		<5	
MW-29	15.20	2097.17	04/21/98	04/27/1998	Unfiltered				2.9	<0.5			63.6		<0.5	
MW-29	16.64	2095.73	10/13/98	10/16/1998	Unfiltered				<0.5	<0.5			62.9		<0.5	
MW-29	15.65	2096.72	04/06/99	04/15/1999	Unfiltered				<1	<0.5			58		<2	
MW-29	17.74	2094.63	10/25/99	10/27/1999	Unfiltered				<1	<0.5			63		<2	
MW-29	17.46	2094.91	05/04/00	05/08/2000	Unfiltered				<1	<0.5			66		<2	<5
MW-29	20.90	2091.47	12/04/00	12/06/2000	Unfiltered				<0.5	<0.5			57		<1	<2
MW-29	23.91	2088.46	10/31/01	11/05/2001	Unfiltered				<0.5	<0.5			51		<1	<2
MW-29	24.89	2087.48	05/20/02	05/22/2002	Unfiltered		<1		<1	<1			60			
MW-29	26.95	2088.14	05/14/2010	06/17/2010	Unfiltered	<0.22	<0.22		<0.12	<0.31			56	<0.29	<0.16	

Consolidation Data Summary Table - Groundwater
Beaumont Site 1

	Water Level Data						Volatile Organics						
Sample Location	Depth to Water (feet below ground surface)	Groundwater Elevation (feet above mean sea level)	Elevation Date	Sample Date	Filter Status	1,2,4-Trimethylbenzene -ug/L	1,3,5-Trimethylbenzene -ug/L	1,1,2,2-Tetrachloroethane -ug/L	Tetrachloroethene (PCE) -ug/L	Vinyl Acetate -ug/L	Vinyl Chloride -ug/L	m,p-Xylenes -ug/L	o-Xylene -ug/L
MW-26	77.01	2106.802	05/13/2010	06/15/2010	Unfiltered			<29	<17	<48	<13	<36	<41
MW-27	NA	NA	NA	03/01/1993	Unfiltered				<1				
MW-27	39.96	2138.03	06/16/95	06/20/1995	Unfiltered			<1	<0.5		<0.5		
MW-27	83.53	2099.20	06/17/04	07/09/2004	Unfiltered	<0.22	<0.11	<0.19	<0.20	<3.6	<0.35	<0.17	<0.16
MW-27	62.83	2119.898	06/01/06	06/30/2006	Unfiltered	<0.26	<0.19	<0.37	<0.29	<3.2	<0.33	<0.38	<0.21
MW-27	69.34	2113.388	05/31/07	06/26/2007	Unfiltered			<0.2	<0.2		<0.2	<0.5	<0.2
MW-27	72.53	2110.20	05/14/08	06/03/2008	Unfiltered			<1	<1		<1	<2	<1
MW-27	76.21	2106.52	05/11/09	06/15/2009	Unfiltered	<0.24	<0.23	<0.44	<0.51	<7.1	<0.33	<0.45	<0.24
MW-27	79.25	2103.478	05/13/2010	06/21/2010	Unfiltered			<0.29	<0.17	<0.48	<0.13	<0.36	<0.41
MW-28	NA	NA	NA	03/12/1993	Unfiltered				<1				
MW-28	63.71	2097.13	06/17/04	07/08/2004	Unfiltered	<0.22	<0.11	<0.19	<0.20	<3.6	<0.35	<0.17	<0.16
MW-28	44.7	2116.143	06/01/06	07/13/2006	Unfiltered	<0.26	<0.19	<0.37	<0.29	<3.2	<0.33	<0.38	<0.21
MW-28	51.11	2109.733	05/31/07	06/19/2007	Unfiltered			<0.2	<0.2		<0.2	<0.5	<0.2
MW-28	51.62	2109.22	05/14/08	06/10/2008	Unfiltered			<1	<1		<1	<2	<1
MW-28	56.70	2104.14	05/08/09	06/17/2009	Unfiltered			<0.29	<0.17	<0.48	<0.13	<0.36	<0.41
MW-28	58.75	2102.09	11/06/2009	11/12/2009	Unfiltered			<0.29	<0.17	<0.48	<0.13	<0.36	<0.41
MW-28	58.4	2102.443	05/13/2010	06/15/2010	Unfiltered			<0.29	<0.17	<0.48	<0.13	<0.36	<0.41
MW-29	32.78	2079.59	10/29/92	10/07/1992	Unfiltered				<6				
MW-29	16.08	2096.29	12/05/95	12/15/1995	Unfiltered			<1	<0.5		<0.5		
MW-29	15.20	2097.17	04/21/98	04/27/1998	Unfiltered			<0.5	<0.5		<0.5		
MW-29	16.64	2095.73	10/13/98	10/16/1998	Unfiltered			<0.5	<0.5		<0.5		
MW-29	15.65	2096.72	04/06/99	04/15/1999	Unfiltered			<0.5	<0.5		<0.5		
MW-29	17.74	2094.63	10/25/99	10/27/1999	Unfiltered			<0.5	<0.5		<0.5		
MW-29	17.46	2094.91	05/04/00	05/08/2000	Unfiltered			<0.5	<0.5		<0.5		
MW-29	20.90	2091.47	12/04/00	12/06/2000	Unfiltered			<0.5	<0.5		<0.5		
MW-29	23.91	2088.46	10/31/01	11/05/2001	Unfiltered			<0.5	<0.5		<0.5		
MW-29	24.89	2087.48	05/20/02	05/22/2002	Unfiltered	<1			<1		<1		<0.5
MW-29	26.95	2088.14	05/14/2010	06/17/2010	Unfiltered			<0.29	<0.17	<0.48	0.28 Jq	<0.36	<0.41

Consolidation Data Summary Table - Groundwater
Beaumont Site 1

	Water Level Data					Volatile Organics										
Sample Location	Depth to Water (feet below ground surface)	Groundwater Elevation (feet above mean sea level)	Elevation Date	Sample Date	Filter Status	1,4-Dioxane -ug/L	N-Nitrosodimethylamine -ng/L	Acetone -ug/L	Bromodichloromethane -ug/L	2-Butanone -ug/L	Bromobenzene -ug/L	Bromochloromethane -ug/L	Bromomethane -ug/L	Bromoform -ug/L	n-Butylbenzene -ug/L	sec-Butylbenzene -ug/L
MW-30	NA	NA	NA	03/31/1993	Unfiltered											
MW-30	55.85	2103.19	05/20/02	05/28/2002	Unfiltered	<0.5		<0.89	<0.029	<1.7	<0.029	<0.072	<0.11	<0.068	<0.11	<0.077
MW-30	63.47	2098.00	06/17/04	07/09/2004	Unfiltered	<1.1		<3.6	<0.33	<1.7	<0.26	<0.37	<0.90	<0.87	<0.34	<0.11
MW-30	43.93	2117.54	05/30/06	06/21/2006	Unfiltered	11		<6.1	<0.27	<4.2	<0.47	<0.68	<2.9	<0.62	<0.29	<0.21
MW-31	NA	NA	NA	03/04/1993	Unfiltered											
MW-31	92.38	2090.92	05/20/02	05/23/2002	Unfiltered	<0.5		<9.5	<0.26	<2.8	<0.15	<0.49	<0.46	<0.23	<0.29	<0.29
MW-31	99.52	2087.00	06/17/04	07/16/2004	Unfiltered	<1.1		<3.6	<0.33	<1.7	<0.26	<0.37	<0.90	<0.87	<0.34	<0.11
MW-31	81.02	2105.50	05/31/06	06/30/2006	Unfiltered	<0.40		<6.1	<0.27	<4.2	<0.47	<0.68	<2.9	<0.62	<0.29	<0.21
MW-31	87.83	2098.69	05/14/08	06/11/2008	Unfiltered	<0.56		<5	<1	<5			<1	<1		
MW-31	92.41	2094.11	05/08/09	06/15/2009	Unfiltered	<0.40		<9.1	<0.33	<6.9	<0.33	<0.69	<4.3	<0.55	<0.28	<0.20
MW-31	94.28	2092.24	11/06/2009	11/23/2009	Unfiltered	<0.10		<5.0	<0.11	<1.2			<0.48	<0.13		
MW-31	93.16	2093.355	05/13/2010	06/14/2010	Unfiltered	<0.10		<5.0	<0.11	<1.2			<0.48	<0.13		
MW-32	46.22	2127.16	04/07/93	04/29/1993	Unfiltered											
MW-32	49.80	2123.58	06/16/95	06/25/1995	Unfiltered				<1				<5	<2		
MW-32	84.89	2088.49	05/20/02	05/22/2002	Unfiltered	<0.047 UJe		<9.5	<0.26	<2.8	<0.15	<0.49	<0.46	<0.23	<0.29	<0.29
MW-32	89.71	2086.90	07/10/03	07/31/2003	Unfiltered	<1.1		<3.6	<0.33	<1.7	<0.26	<0.37	<0.90	<0.87	<0.34	<0.11
MW-32	92.88	2083.73	06/17/04	07/14/2004	Unfiltered	<1.1		<3.6	<0.33	<1.7	<0.26	<0.37	<0.90	<0.87	<0.34	<0.11
MW-32	74.93	2101.683	05/31/06	06/29/2006	Unfiltered	<0.40	<0.48	<6.1	<0.27	<4.2	<0.47	<0.68	<2.9	<0.62	<0.29	<0.21
MW-32	81.21	2095.40	05/14/08	06/13/2008	Unfiltered	<0.57		<5	<1	<5			<1	<1		
MW-32	86.58	2090.033	05/13/2010	06/10/2010	Unfiltered	<0.10		<5.0	<0.11	<1.2			<0.48	<0.13		
MW-34	NA	NA	NA	02/22/1993	Unfiltered											
MW-34	15.26	2136.12	06/16/95	06/21/1995	Unfiltered				<1				<5	<2		
MW-34	19.72	2131.66	12/05/95	12/15/1995	Unfiltered				<1				<5	<2		
MW-34	47.15	2104.23	05/20/02	05/21/2002	Unfiltered	<0.5		<9.5	<0.26	<2.8	<0.15	<0.49	<0.46	<0.23	<0.29	<0.29
MW-34	54.71	2099.09	06/17/04	07/02/2004	Unfiltered	<1.1		<3.6	<0.33	<1.7	<0.26	<0.37	<0.90	<0.87	<0.34	<0.11
MW-34	34.09	2119.71	06/01/05	07/05/2005	Unfiltered	<1.1		<6.1	<0.27	<4.2	<0.47	<0.68	<2.9	<0.62	<0.29	<0.21
MW-34	36.12	2117.681	05/31/06	06/22/2006	Unfiltered	<0.40		<6.1	<0.27	<4.2	<0.47	<0.68	<2.9	<0.62	<0.29	<0.21
MW-34	41.76	2112.041	05/31/07	06/26/2007	Unfiltered	<0.56		<5	<0.2	<5			<0.2	<0.3		

Consolidation Data Summary Table - Groundwater
Beaumont Site 1

	Water Level Data					Volatile Organics									
Sample Location	Depth to Water (feet below ground surface)	Groundwater Elevation (feet above mean sea level)	Elevation Date	Sample Date	Filter Status	tert-Butylbenzene -ug/L	Benzene -ug/L	Carbon Disulfide -ug/L	Chlorobenzene -ug/L	2-Chlorotoluene -ug/L	4-Chlorotoluene -ug/L	Chloroethane -ug/L	Chloromethane -ug/L	Carbon Tetrachloride -ug/L	Chloroform -ug/L
MW-30	NA	NA	NA	03/31/1993	Unfiltered										
MW-30	55.85	2103.19	05/20/02	05/28/2002	Unfiltered	<0.078	<0.016	<0.30	<0.017	<0.087	<0.087	<0.016	<0.11	<0.047	<0.035
MW-30	63.47	2098.00	06/17/04	07/09/2004	Unfiltered	<0.23	<0.29	<0.28	<0.19	<0.67	<0.16	<0.46	<0.43	<0.40	<0.45
MW-30	43.93	2117.54	05/30/06	06/21/2006	Unfiltered	<0.17	<0.26	<1.0	<0.36	<0.24	<0.30	<0.52	<1.8	<0.42	<0.22
MW-31	NA	NA	NA	03/04/1993	Unfiltered										
MW-31	92.38	2090.92	05/20/02	05/23/2002	Unfiltered	<0.25	<0.18	<0.48	<0.16	<0.14	<0.22	<0.36	<0.19	<0.25	<0.30
MW-31	99.52	2087.00	06/17/04	07/16/2004	Unfiltered	<0.23	<0.29	<0.28	<0.19	<0.67	<0.16	<0.46	<0.43	<0.40	<0.45
MW-31	81.02	2105.50	05/31/06	06/30/2006	Unfiltered	<0.17	<0.26	<1.0	<0.36	<0.24	<0.30	<0.52	<1.8	<0.42	<0.22
MW-31	87.83	2098.69	05/14/08	06/11/2008	Unfiltered		<1	<1	<1			<1	<1	<1	<1
MW-31	92.41	2094.11	05/08/09	06/15/2009	Unfiltered	<0.28	<0.28	<1.9	<0.22	<0.55	<0.21	<1.3	<0.49	<0.43	<0.33
MW-31	94.28	2092.24	11/06/2009	11/23/2009	Unfiltered		<0.14	<0.36	<0.23			<0.35	<0.36	<0.15	<0.17
MW-31	93.16	2093.355	05/13/2010	06/14/2010	Unfiltered		<0.14	<0.36	<0.23			<0.35	<0.36	<0.15	<0.17
MW-32	46.22	2127.16	04/07/93	04/29/1993	Unfiltered										
MW-32	49.80	2123.58	06/16/95	06/25/1995	Unfiltered				<2			<2	<2	<0.5	<1
MW-32	84.89	2088.49	05/20/02	05/22/2002	Unfiltered	<0.25	<0.18	<0.48	<0.16	<0.14	<0.22	<0.36	<0.19	<0.25	<0.30
MW-32	89.71	2086.90	07/10/03	07/31/2003	Unfiltered	<0.23	<0.29	<0.28	<0.19	<0.67	<0.16	<0.46	<0.43	<0.40	<0.45
MW-32	92.88	2083.73	06/17/04	07/14/2004	Unfiltered	<0.23	<0.29	<0.28	<0.19	<0.67	<0.16	<0.46	<0.43	<0.40	<0.45
MW-32	74.93	2101.683	05/31/06	06/29/2006	Unfiltered	<0.17	<0.26	<1.0	<0.36	<0.24	<0.30	<0.52	<1.8	<0.42	<0.22
MW-32	81.21	2095.40	05/14/08	06/13/2008	Unfiltered		<1	<1	<1			<1	<1	<1	<1
MW-32	86.58	2090.033	05/13/2010	06/10/2010	Unfiltered		<0.14	<0.36	<0.23			<0.35	<0.36	<0.15	<0.17
MW-34	NA	NA	NA	02/22/1993	Unfiltered										
MW-34	15.26	2136.12	06/16/95	06/21/1995	Unfiltered				<2			<2	<2	<0.5	<1.5
MW-34	19.72	2131.66	12/05/95	12/15/1995	Unfiltered				<2			<2	<2	<0.5	<1
MW-34	47.15	2104.23	05/20/02	05/21/2002	Unfiltered	<0.25	<0.18	<0.48	<0.16	<0.14	<0.22	<0.36	<0.19	<0.25	<0.30
MW-34	54.71	2099.09	06/17/04	07/02/2004	Unfiltered	<0.23	<0.29	<0.28	<0.19	<0.67	<0.16	<0.46	<0.43	<0.40	3.4
MW-34	34.09	2119.71	06/01/05	07/05/2005	Unfiltered	<0.17	<0.26	<1.0	<0.36	<0.24	<0.30	<0.52	<1.8	<0.42	<0.22
MW-34	36.12	2117.681	05/31/06	06/22/2006	Unfiltered	<0.17	<0.26	<1.0	<0.36	<0.24	<0.30	<0.52	<1.8	<0.42	<0.22
MW-34	41.76	2112.041	05/31/07	06/26/2007	Unfiltered		<0.2	<0.2	<0.2			<0.2	<0.2	<0.2	<0.2

Consolidation Data Summary Table - Groundwater
Beaumont Site 1

	Water Level Data					Volatile Organics									
Sample Location	Depth to Water (feet below ground surface)	Groundwater Elevation (feet above mean sea level)	Elevation Date	Sample Date	Filter Status	Dibromochloromethane -ug/L	1,2-Dibromo-3-Chloropropane -ug/L	Dibromomethane -ug/L	1,1-Dichloroethane -ug/L	1,2-Dichloroethane -ug/L	1,2-Dichlorobenzene -ug/L	1,3-Dichlorobenzene -ug/L	1,4-Dichlorobenzene -ug/L	1,1-Dichloroethene -ug/L	cis-1,2-Dichloroethene -ug/L
MW-30	NA	NA	NA	03/31/1993	Unfiltered					3.88				69.9	
MW-30	55.85	2103.19	05/20/02	05/28/2002	Unfiltered	<0.032	<0.14	<0.090	<0.012	<0.089	<0.063	<0.058	<0.072	2 BJkq	<0.061
MW-30	63.47	2098.00	06/17/04	07/09/2004	Unfiltered	<0.29	<2.6	<0.46	<0.40	<0.35	<0.29	<0.27	<0.28	<0.32	<0.56
MW-30	43.93	2117.54	05/30/06	06/21/2006	Unfiltered	<0.45	<2.5	<0.42	<0.53	0.44 Jq	<0.24	<0.38	<0.30	15	<0.35
MW-31	NA	NA	NA	03/04/1993	Unfiltered					<1				14.47	
MW-31	92.38	2090.92	05/20/02	05/23/2002	Unfiltered	<0.21	<0.59	<0.20	<0.28	<0.38	<0.099	<0.30	<0.12	<0.56	<0.30
MW-31	99.52	2087.00	06/17/04	07/16/2004	Unfiltered	<0.29	<2.6	<0.46	<0.40	<0.35	<0.29	<0.27	<0.28	33 Bk	<0.56
MW-31	81.02	2105.50	05/31/06	06/30/2006	Unfiltered	<0.45	<2.5	<0.42	<0.53	<0.22	<0.24	<0.38	<0.30	2.3	<0.35
MW-31	87.83	2098.69	05/14/08	06/11/2008	Unfiltered	<1			<1	<1				<1	<1
MW-31	92.41	2094.11	05/08/09	06/15/2009	Unfiltered	<0.48	<3.1	<0.59	<0.37	<0.31	<0.27	<0.28	<0.21	<0.40	<0.49
MW-31	94.28	2092.24	11/06/2009	11/23/2009	Unfiltered	<0.37			<0.098	<0.21	<0.20	<0.15	<0.072	<0.12	<0.18
MW-31	93.16	2093.355	05/13/2010	06/14/2010	Unfiltered	<0.37			<0.098	<0.21	<0.20	<0.15	<0.072	<0.12	<0.18
MW-32	46.22	2127.16	04/07/93	04/29/1993	Unfiltered					<1				<13	
MW-32	49.80	2123.58	06/16/95	06/25/1995	Unfiltered	<1			<1 E	<0.5	<3	<2	<2	3.4	<1
MW-32	84.89	2088.49	05/20/02	05/22/2002	Unfiltered	<0.21	<0.59	<0.20	<0.28	<0.38	<0.099	<0.30	<0.12	<0.56	<0.30
MW-32	89.71	2086.90	07/10/03	07/31/2003	Unfiltered	<0.29	<2.6	<0.46	<0.40	<0.35	<0.29	<0.27	<0.28	<0.32	<0.56
MW-32	92.88	2083.73	06/17/04	07/14/2004	Unfiltered	<0.29	<2.6	<0.46	<0.40	<0.35	<0.29	<0.27	<0.28	5.4	<0.56
MW-32	74.93	2101.683	05/31/06	06/29/2006	Unfiltered	<0.45	<2.5	<0.42	<0.53	<0.22	<0.24	<0.38	<0.30	<0.31	<0.35
MW-32	81.21	2095.40	05/14/08	06/13/2008	Unfiltered	<1			<1	<1				<1	<1
MW-32	86.58	2090.033	05/13/2010	06/10/2010	Unfiltered	<0.37			<0.098	<0.21	<0.20	<0.15	<0.072	<0.12	<0.18
MW-34	NA	NA	NA	02/22/1993	Unfiltered					<1				<13	
MW-34	15.26	2136.12	06/16/95	06/21/1995	Unfiltered	<1			<1	0.75 E	<3	<2	<2	30 E	<1
MW-34	19.72	2131.66	12/05/95	12/15/1995	Unfiltered	<1			<1	<0.5	<3	<2	<2	3.6	<1
MW-34	47.15	2104.23	05/20/02	05/21/2002	Unfiltered	<0.21	<0.59	<0.20	<0.28	<0.38	<0.099	<0.30	<0.12	<0.56	<0.30
MW-34	54.71	2099.09	06/17/04	07/02/2004	Unfiltered	<0.29	<2.6	<0.46	3.2	0.59	<0.29	<0.27	<0.28	100	<0.56
MW-34	34.09	2119.71	06/01/05	07/05/2005	Unfiltered	<0.45	<2.5	<0.42	<0.53	<0.22	<0.24	<0.38	<0.30	8.1	<0.35
MW-34	36.12	2117.681	05/31/06	06/22/2006	Unfiltered	<0.45	<2.5	<0.42	<0.53	<0.22	<0.24	<0.38	<0.30	<0.31	<0.35
MW-34	41.76	2112.041	05/31/07	06/26/2007	Unfiltered	<0.2			<0.2	<0.2				1.1	<0.2

Consolidation Data Summary Table - Groundwater
Beaumont Site 1

	Water Level Data					Volatile Organics										
Sample Location	Depth to Water (feet below ground surface)	Groundwater Elevation (feet above mean sea level)	Elevation Date	Sample Date	Filter Status	trans-1,2-Dichloroethene -ug/L	1,1-Dichloropropene -ug/L	cis-1,3-Dichloropropene -ug/L	trans-1,3-Dichloropropene -ug/L	1,2-Dichloropropane -ug/L	1,3-Dichloropropane -ug/L	2,2-Dichloropropane -ug/L	1,2-Dibromoethane -ug/L	Dichlorodifluoromethane -ug/L	Ethylbenzene -ug/L	Ethene -ug/L
MW-30	NA	NA	NA	03/31/1993	Unfiltered											
MW-30	55.85	2103.19	05/20/02	05/28/2002	Unfiltered	<0.031	<0.052	<0.024	<0.030	<0.029	<0.035	<0.066	<0.089	<0.040	<0.040	
MW-30	63.47	2098.00	06/17/04	07/09/2004	Unfiltered	<0.60	<0.55	<0.44	<0.30	<0.40	<0.35	<0.39	<0.51	<0.47	<0.19	
MW-30	43.93	2117.54	05/30/06	06/21/2006	Unfiltered	<0.29	<0.21	<0.45	<0.31	<0.28	<0.30	<0.40	<0.81	<0.27	<0.17	
MW-31	NA	NA	NA	03/04/1993	Unfiltered											
MW-31	92.38	2090.92	05/20/02	05/23/2002	Unfiltered	<0.37	<0.16	<0.19	<0.25	<0.16	<0.30	<0.28	<0.18	<0.28	<0.12	
MW-31	99.52	2087.00	06/17/04	07/16/2004	Unfiltered	<0.60	<0.55	<0.44	<0.30	<0.40	<0.35	<0.39	<0.51	<0.47	<0.19	
MW-31	81.02	2105.50	05/31/06	06/30/2006	Unfiltered	<0.29	<0.21	<0.45	<0.31	<0.28	<0.30	<0.40	<0.81	<0.27	<0.17	
MW-31	87.83	2098.69	05/14/08	06/11/2008	Unfiltered	<1		<1	<1	<1					<1	
MW-31	92.41	2094.11	05/08/09	06/15/2009	Unfiltered	<0.40	<0.26	<0.28	<0.36	<0.38	<0.38	<0.46	<0.47	<0.49	<0.22	
MW-31	94.28	2092.24	11/06/2009	11/23/2009	Unfiltered	<0.10		<0.30	<0.24	<0.19					<0.26	
MW-31	93.16	2093.355	05/13/2010	06/14/2010	Unfiltered	<0.10		<0.30	<0.24	<0.19					<0.26	<0.02
MW-32	46.22	2127.16	04/07/93	04/29/1993	Unfiltered											
MW-32	49.80	2123.58	06/16/95	06/25/1995	Unfiltered	<1 U		<0.5	<0.5	<1				<5		
MW-32	84.89	2088.49	05/20/02	05/22/2002	Unfiltered	<0.37	<0.16	<0.19	<0.25	<0.16	<0.30	<0.28	<0.18	<0.28	<0.12	
MW-32	89.71	2086.90	07/10/03	07/31/2003	Unfiltered	<0.60	<0.55	<0.44	<0.30	<0.40	<0.35	<0.39	<0.51	<0.47	<0.19	
MW-32	92.88	2083.73	06/17/04	07/14/2004	Unfiltered	<0.60	<0.55	<0.44	<0.30	<0.40	<0.35	<0.39	<0.51	<0.47	<0.19	
MW-32	74.93	2101.683	05/31/06	06/29/2006	Unfiltered	<0.29	<0.21	<0.45	<0.31	<0.28	<0.30	<0.40	<0.81	<0.27	<0.17	
MW-32	81.21	2095.40	05/14/08	06/13/2008	Unfiltered	<1		<1	<1	<1					<1	
MW-32	86.58	2090.033	05/13/2010	06/10/2010	Unfiltered	<0.10		<0.30	<0.24	<0.19					<0.26	<0.02
MW-34	NA	NA	NA	02/22/1993	Unfiltered											
MW-34	15.26	2136.12	06/16/95	06/21/1995	Unfiltered	<1		<0.5	<0.5	<1				<5		
MW-34	19.72	2131.66	12/05/95	12/15/1995	Unfiltered	<1		<0.5	<0.5	<1				<5		
MW-34	47.15	2104.23	05/20/02	05/21/2002	Unfiltered	<0.37	<0.16	<0.19	<0.25	<0.16	<0.30	<0.28	<0.18	<0.28	<0.12	
MW-34	54.71	2099.09	06/17/04	07/02/2004	Unfiltered	<0.60	<0.55	<0.44	<0.30	<0.40	<0.35	<0.39	<0.51	<0.47	<0.19	
MW-34	34.09	2119.71	06/01/05	07/05/2005	Unfiltered	<0.29	<0.21	<0.45	<0.31	<0.28	<0.30	<0.40	<0.81	<0.27	<0.17	
MW-34	36.12	2117.681	05/31/06	06/22/2006	Unfiltered	<0.29	<0.21	<0.45	<0.31	<0.28	<0.30	<0.40	<0.81	<0.27	<0.17	
MW-34	41.76	2112.041	05/31/07	06/26/2007	Unfiltered	<0.2		<0.2	<0.2	<0.2					<0.2	

Consolidation Data Summary Table - Groundwater
Beaumont Site 1

	Water Level Data						Volatile Organics									
Sample Location	Depth to Water (feet below ground surface)	Groundwater Elevation (feet above mean sea level)	Elevation Date	Sample Date	Filter Status	Ethane -ug/L	Hexachlorobutadiene -ug/L	2-Hexanone -ug/L	p-Isopropyltoluene -ug/L	Isopropylbenzene -ug/L	Methane -ug/L	4-Methyl-2-Pentanone -ug/L	Methyl tert-butyl ether (MTBE) -ug/L	Methylene Chloride -ug/L	Naphthalene -ug/L	n-Propylbenzene -ug/L
MW-30	NA	NA	NA	03/31/1993	Unfiltered											
MW-30	55.85	2103.19	05/20/02	05/28/2002	Unfiltered		<0.11		<0.084	<0.077		<0.20	<0.034	0.7 BJakq	<0.21	<0.068
MW-30	63.47	2098.00	06/17/04	07/09/2004	Unfiltered			<2.5	<0.17	<0.17		<2.6	<0.28	<1.7	<0.56	<0.24
MW-30	43.93	2117.54	05/30/06	06/21/2006	Unfiltered			<1.9	<0.21	<0.24		<2.4	<0.29	4.7 BJakq	<0.95	<0.30
MW-31	NA	NA	NA	03/04/1993	Unfiltered											
MW-31	92.38	2090.92	05/20/02	05/23/2002	Unfiltered		<0.26		<0.23	<0.19		<0.15	<0.30	1 BJkq	<0.090	<0.28
MW-31	99.52	2087.00	06/17/04	07/16/2004	Unfiltered			<2.5	<0.17	<0.17		<2.6	<0.28	<1.7	<0.56	<0.24
MW-31	81.02	2105.50	05/31/06	06/30/2006	Unfiltered			<1.9	<0.21	<0.24		<2.4	<0.29	<2.6	<0.95	<0.30
MW-31	87.83	2098.69	05/14/08	06/11/2008	Unfiltered			<5				<5	<1	<1		
MW-31	92.41	2094.11	05/08/09	06/15/2009	Unfiltered			<6.9	<0.26	<0.23		<4.4	<0.30	<2.6	<2.5	<0.79
MW-31	94.28	2092.24	11/06/2009	11/23/2009	Unfiltered			<1.2				<0.95	<0.29	<0.15		
MW-31	93.16	2093.355	05/13/2010	06/14/2010	Unfiltered	<0.01		<1.2			0.09 BJa	<0.95	<0.29	<0.15		
MW-32	46.22	2127.16	04/07/93	04/29/1993	Unfiltered											
MW-32	49.80	2123.58	06/16/95	06/25/1995	Unfiltered									<2		
MW-32	84.89	2088.49	05/20/02	05/22/2002	Unfiltered		<0.26		<0.23	<0.19		<0.15	<0.30	1 BJakq	<0.090	<0.28
MW-32	89.71	2086.90	07/10/03	07/31/2003	Unfiltered			<2.5	<0.17	<0.17		<2.6	<0.28	<1.7	<0.56	<0.24
MW-32	92.88	2083.73	06/17/04	07/14/2004	Unfiltered			<2.5	<0.17	<0.17		<2.6	<0.28	<1.7	<0.56	<0.24
MW-32	74.93	2101.683	05/31/06	06/29/2006	Unfiltered			<1.9	<0.21	<0.24		<2.4	<0.29	3.4 BJakq	<0.95	<0.30
MW-32	81.21	2095.40	05/14/08	06/13/2008	Unfiltered			<5				<5	<1	<1		
MW-32	86.58	2090.033	05/13/2010	06/10/2010	Unfiltered	<0.01		<1.2			0.16	<0.95	<0.29	<0.15		
MW-34	NA	NA	NA	02/22/1993	Unfiltered											
MW-34	15.26	2136.12	06/16/95	06/21/1995	Unfiltered									<2		
MW-34	19.72	2131.66	12/05/95	12/15/1995	Unfiltered									<2		
MW-34	47.15	2104.23	05/20/02	05/21/2002	Unfiltered		<0.26		<0.23	<0.19		<0.15	<0.30	2 BJakq	<0.090	<0.28
MW-34	54.71	2099.09	06/17/04	07/02/2004	Unfiltered			<2.5	<0.17	<0.17		<2.6	<0.28	<1.7	<0.56	<0.24
MW-34	34.09	2119.71	06/01/05	07/05/2005	Unfiltered			<1.9	<0.21	<0.24		<2.4	<0.29	<2.6	<0.95	<0.30
MW-34	36.12	2117.681	05/31/06	06/22/2006	Unfiltered			<1.9	<0.21	<0.24		<2.4	<0.29	<2.6	<0.95	<0.30
MW-34	41.76	2112.041	05/31/07	06/26/2007	Unfiltered			<5				<5	<0.2	<0.5		

Consolidation Data Summary Table - Groundwater
Beaumont Site 1

	Water Level Data					Volatile Organics										
Sample Location	Depth to Water (feet below ground surface)	Groundwater Elevation (feet above mean sea level)	Elevation Date	Sample Date	Filter Status	Styrene -ug/L	Toluene -ug/L	1,1,1,2-Tetrachloroethane -ug/L	1,1,1-Trichloroethane -ug/L	1,1,2-Trichloroethane -ug/L	1,2,3-Trichlorobenzene -ug/L	1,2,4-Trichlorobenzene -ug/L	Trichloroethene -ug/L	1,2,3-Trichloropropane -ug/L	Trichlorofluoromethane -ug/L	1,1,2-Trichloro-1,2,2-Trifluoroethane -ug/L
MW-30	NA	NA	NA	03/31/1993	Unfiltered				<3.21				6.47			
MW-30	55.85	2103.19	05/20/02	05/28/2002	Unfiltered	<0.044	<0.031	<0.031	<0.043	<0.060	<0.12	<0.12	1 BJkq	<0.16	<0.043	
MW-30	63.47	2098.00	06/17/04	07/09/2004	Unfiltered	<0.14	<0.35	<0.45	<0.46	<0.42	<0.40	<0.28	1.9 Bk	<0.81	<0.27	<0.70
MW-30	43.93	2117.54	05/30/06	06/21/2006	Unfiltered	<0.29	<0.35	<0.37	<0.32	<0.54	<0.39	<0.35	8.6	<2.3	<0.36	<0.54
MW-31	NA	NA	NA	03/04/1993	Unfiltered				<3.43				3.14			
MW-31	92.38	2090.92	05/20/02	05/23/2002	Unfiltered	<0.12	<0.16	<0.27	<0.33	<0.34	<0.30	<0.37	<0.18	<0.46	<0.22	
MW-31	99.52	2087.00	06/17/04	07/16/2004	Unfiltered	<0.14	<0.35	<0.45	<0.46	<0.42	<0.40	<0.28	23 Bk	<0.81	<0.27	<0.70
MW-31	81.02	2105.50	05/31/06	06/30/2006	Unfiltered	<0.29	<0.35	<0.37	<0.32	<0.54	<0.39	<0.35	6.1	<2.3	<0.36	<0.54
MW-31	87.83	2098.69	05/14/08	06/11/2008	Unfiltered	<1	<1		<1	<1			<1			
MW-31	92.41	2094.11	05/08/09	06/15/2009	Unfiltered	<0.30	<0.33	<0.35	<0.45	<0.54	<0.31	<0.49	<0.30	<1.3	<0.31	<0.64
MW-31	94.28	2092.24	11/06/2009	11/23/2009	Unfiltered	<0.22	<0.22		<0.12	<0.31			<0.17	<0.29	<0.16	
MW-31	93.16	2093.355	05/13/2010	06/14/2010	Unfiltered	<0.22	<0.22		<0.12	<0.31			<0.17	<0.29	<0.16	
MW-32	46.22	2127.16	04/07/93	04/29/1993	Unfiltered				<3				<2			
MW-32	49.80	2123.58	06/16/95	06/25/1995	Unfiltered				<1	<0.5			2.2		<5	
MW-32	84.89	2088.49	05/20/02	05/22/2002	Unfiltered	<0.12	<0.16	<0.27	<0.33	<0.34	<0.30	<0.37	0.4 Jq	<0.46	<0.22	
MW-32	89.71	2086.90	07/10/03	07/31/2003	Unfiltered	<0.14	<0.35	<0.45	<0.46	<0.42	<0.40	<0.28	<0.48	<2.0	<0.27	
MW-32	92.88	2083.73	06/17/04	07/14/2004	Unfiltered	<0.14	<0.35	<0.45	<0.46	<0.42	<0.40	<0.28	17 Jc	<0.81	<0.27	<0.70
MW-32	74.93	2101.683	05/31/06	06/29/2006	Unfiltered	<0.29	<0.35	<0.37	<0.32	<0.54	<0.39	<0.35	<0.30	<2.3	<0.36	<0.54
MW-32	81.21	2095.40	05/14/08	06/13/2008	Unfiltered	<1	<1		<1	<1			<1			
MW-32	86.58	2090.033	05/13/2010	06/10/2010	Unfiltered	<0.22	<0.22		<0.12	<0.31			<0.17	<0.29	<0.16	
MW-34	NA	NA	NA	02/22/1993	Unfiltered				<3				<2			
MW-34	15.26	2136.12	06/16/95	06/21/1995	Unfiltered				3.9	<0.5			31 E		<5	
MW-34	19.72	2131.66	12/05/95	12/15/1995	Unfiltered				<1	<0.5			3.7		<5	
MW-34	47.15	2104.23	05/20/02	05/21/2002	Unfiltered	<0.12	<0.16	<0.27	<0.33	<0.34	<0.30	<0.37	0.4 Jq	<0.46	<0.22	
MW-34	54.71	2099.09	06/17/04	07/02/2004	Unfiltered	<0.14	<0.35	<0.45	1.7	<0.42	<0.40	<0.28	82	<0.81	<0.27	<0.70
MW-34	34.09	2119.71	06/01/05	07/05/2005	Unfiltered	<0.29	<0.35	<0.37	<0.32	<0.54	<0.39	<0.35	13	<2.3	<0.36	<0.54
MW-34	36.12	2117.681	05/31/06	06/22/2006	Unfiltered	<0.29	<0.35	<0.37	<0.32	<0.54	<0.39	<0.35	0.49 Jq	<2.3	<0.36	<0.54
MW-34	41.76	2112.041	05/31/07	06/26/2007	Unfiltered	<0.2	<0.2		<0.2	<0.2			2			

Consolidation Data Summary Table - Groundwater
Beaumont Site 1

	Water Level Data					Volatile Organics							
Sample Location	Depth to Water (feet below ground surface)	Groundwater Elevation (feet above mean sea level)	Elevation Date	Sample Date	Filter Status	1,2,4-Trimethylbenzene -ug/L	1,3,5-Trimethylbenzene -ug/L	1,1,2,2-Tetrachloroethane -ug/L	Tetrachloroethene (PCE) -ug/L	Vinyl Acetate -ug/L	Vinyl Chloride -ug/L	m,p-Xylenes -ug/L	o-Xylene -ug/L
MW-30	NA	NA	NA	03/31/1993	Unfiltered				<1				
MW-30	55.85	2103.19	05/20/02	05/28/2002	Unfiltered	<0.069	<0.077	<0.030	<0.087		<0.030	<0.11	<0.029
MW-30	63.47	2098.00	06/17/04	07/09/2004	Unfiltered	<0.22	<0.11	<0.19	<0.20	<3.6	<0.35	<0.17	<0.16
MW-30	43.93	2117.54	05/30/06	06/21/2006	Unfiltered	<0.26	<0.19	<0.37	<0.29	<3.2	<0.33	<0.38	<0.21
MW-31	NA	NA	NA	03/04/1993	Unfiltered				<1				
MW-31	92.38	2090.92	05/20/02	05/23/2002	Unfiltered	<0.20	<0.15	<0.22	0.4 Jq		<0.44	<0.31	<0.088
MW-31	99.52	2087.00	06/17/04	07/16/2004	Unfiltered	<0.22	<0.11	<0.19	<0.20	<3.6	<0.35	<0.17	<0.16
MW-31	81.02	2105.50	05/31/06	06/30/2006	Unfiltered	<0.26	<0.19	<0.37	<0.29	<3.2	<0.33	<0.38	<0.21
MW-31	87.83	2098.69	05/14/08	06/11/2008	Unfiltered			<1	<1		<1	<2	<1
MW-31	92.41	2094.11	05/08/09	06/15/2009	Unfiltered	<0.24	<0.23	<0.44	<0.51	<7.1	<0.33	<0.45	<0.24
MW-31	94.28	2092.24	11/06/2009	11/23/2009	Unfiltered			<0.29	<0.17	<0.48	<0.13	<0.36	<0.41
MW-31	93.16	2093.355	05/13/2010	06/14/2010	Unfiltered			<0.29	<0.17	<0.48	<0.13	<0.36	<0.41
MW-32	46.22	2127.16	04/07/93	04/29/1993	Unfiltered				<1				
MW-32	49.80	2123.58	06/16/95	06/25/1995	Unfiltered			<1	<0.5		<0.5		
MW-32	84.89	2088.49	05/20/02	05/22/2002	Unfiltered	<0.20	<0.15	<0.22	0.5 Jq		<0.44	<0.31	<0.088
MW-32	89.71	2086.90	07/10/03	07/31/2003	Unfiltered	<0.22	<0.11	<0.19	<0.20	<3.6	<0.35	<0.17	<0.16
MW-32	92.88	2083.73	06/17/04	07/14/2004	Unfiltered	<0.22	<0.11	<0.19	<0.20	<3.6	<0.35	<0.17	<0.16
MW-32	74.93	2101.683	05/31/06	06/29/2006	Unfiltered	<0.26	<0.19	<0.37	<0.29	<3.2	<0.33	<0.38	<0.21
MW-32	81.21	2095.40	05/14/08	06/13/2008	Unfiltered			<1	<1		<1	<2	<1
MW-32	86.58	2090.033	05/13/2010	06/10/2010	Unfiltered			<0.29	<0.17	<0.48	<0.13	<0.36	<0.41
MW-34	NA	NA	NA	02/22/1993	Unfiltered				<1				
MW-34	15.26	2136.12	06/16/95	06/21/1995	Unfiltered			<1	<0.5		<0.5		
MW-34	19.72	2131.66	12/05/95	12/15/1995	Unfiltered			<1	<0.5		<0.5		
MW-34	47.15	2104.23	05/20/02	05/21/2002	Unfiltered	<0.20	<0.15	<0.22	<0.21		<0.44	<0.31	<0.088
MW-34	54.71	2099.09	06/17/04	07/02/2004	Unfiltered	<0.22	<0.11	<0.19	<0.20	<3.6	<0.35	<0.17	<0.16
MW-34	34.09	2119.71	06/01/05	07/05/2005	Unfiltered	<0.26	<0.19	<0.37	<0.29	<3.2	<0.33	<0.38	<0.21
MW-34	36.12	2117.681	05/31/06	06/22/2006	Unfiltered	<0.26	<0.19	<0.37	<0.29	<3.2	<0.33	<0.38	<0.21
MW-34	41.76	2112.041	05/31/07	06/26/2007	Unfiltered			<0.2	<0.2		<0.2	<0.5	<0.2

Consolidation Data Summary Table - Groundwater
Beaumont Site 1

	Water Level Data					Volatile Organics										
Sample Location	Depth to Water (feet below ground surface)	Groundwater Elevation (feet above mean sea level)	Elevation Date	Sample Date	Filter Status	1,4-Dioxane -ug/L	N-Nitrosodimethylamine -ng/L	Acetone -ug/L	Bromodichloromethane -ug/L	2-Butanone -ug/L	Bromobenzene -ug/L	Bromochloromethane -ug/L	Bromomethane -ug/L	Bromoform -ug/L	n-Butylbenzene -ug/L	sec-Butylbenzene -ug/L
MW-34	44.16	2109.64	05/13/08	06/04/2008	Unfiltered	<0.57		<5	<1	<5			<1	<1		
MW-34	47.98	2105.82	05/08/09	06/10/2009	Unfiltered	<0.40		<9.1	<0.33	<6.9	<0.33	<0.69	<4.3	<0.55	<0.28	<0.20
MW-34	50.68	2103.121	05/13/2010	06/17/2010	Unfiltered	0.28		<5.0	<0.11	<1.2			<0.48	<0.13		
MW-35	NA	NA	NA	03/05/1993	Unfiltered											
MW-35	39.12	2129.22	12/05/95	12/15/1995	Unfiltered				<1				<5	<2		
MW-35	66.71	2101.63	05/20/02	05/21/2002	Unfiltered	<0.5		<9.5	<0.26	<2.8	<0.15	<0.49	<0.46	<0.23	<0.29	<0.29
MW-35	70.18	2100.80	07/10/03	07/31/2003	Unfiltered	<1.1		<3.6	<0.33	<1.7	<0.26	<0.37	<0.90	<0.87	<0.34	<0.11
MW-35	73.91	2097.07	06/17/04	07/14/2004	Unfiltered	<1.1		<3.6	<0.33	<1.7	<0.26	<0.37	<0.90	<0.87	<0.34	<0.11
MW-35	42.87	2128.11	06/01/05	06/30/2005	Unfiltered	<1.1		<6.1	<0.27	<4.2	<0.47	<0.68	<2.9	<0.62	<0.29	<0.21
MW-35	54.67	2116.312	05/31/06	06/20/2006	Unfiltered	<0.40		7.8 BJakq	<0.27	<4.2	<0.47	<0.68	<2.9	<0.62	<0.29	<0.21
MW-35	61.28	2109.702	05/31/07	06/12/2007	Unfiltered	<0.57		<5	<0.2	<5			<0.2	<0.3		
MW-35	61.34	2109.64	05/14/08	06/04/2008	Unfiltered	<0.57		5.1 Jq	<1	<5			<1	<1		
MW-35	66.61	2104.37	05/08/09	06/08/2009	Unfiltered	<0.40		<9.1	<0.33	<6.9	<0.33	<0.69	<4.3	<0.55	<0.28	<0.20
MW-35	68.09	2102.892	05/13/2010	06/14/2010	Unfiltered	<0.10		<5.0	<0.11	<1.2			<0.48	<0.13		
MW-36	NA	NA	NA	02/25/1993	Unfiltered											
MW-36	46.30	2156.23	06/16/95	06/19/1995	Unfiltered				<1				<5	<2		
MW-36	64.43	2138.10	12/04/95	12/15/1995	Unfiltered				<1				<5	<2		
MW-36	68.83	2133.70	04/18/96	04/24/1996	Unfiltered				<0.5				<0.5	<0.5		
MW-36	74.26	2128.27	10/21/96	10/23/1996	Unfiltered				<0.5				<0.5	<1		
MW-36	76.68	2125.85	04/14/97	04/24/1997	Unfiltered				<0.5				<0.5	<1		
MW-36	79.63	2122.90	10/20/97	10/23/1997	Unfiltered				<0.5				<0.5	<1		
MW-36	27.52	2175.01	04/21/98	04/23/1998	Unfiltered				<0.5				<0.5	<0.5		
MW-36	62.00	2140.53	10/13/98	10/15/1998	Unfiltered				<0.5				<0.5	<0.5		
MW-36	70.08	2132.45	04/05/99	04/15/1999	Unfiltered				<0.5				<2	<2		
MW-36	76.77	2125.76	10/26/99	11/01/1999	Unfiltered				ND				ND	ND		
MW-36	73.19	2129.34	05/04/00	05/08/2000	Unfiltered				<0.5				<2	<2		
MW-36	81.47	2121.06	12/04/00	12/05/2000	Unfiltered				<1				<1	<1		
MW-36	88.17	2114.36	10/31/01	11/07/2001	Unfiltered				<1				<1	<1		

Consolidation Data Summary Table - Groundwater
Beaumont Site 1

	Water Level Data					Volatile Organics									
Sample Location	Depth to Water (feet below ground surface)	Groundwater Elevation (feet above mean sea level)	Elevation Date	Sample Date	Filter Status	tert-Butylbenzene -ug/L	Benzene -ug/L	Carbon Disulfide -ug/L	Chlorobenzene -ug/L	2-Chlorotoluene -ug/L	4-Chlorotoluene -ug/L	Chloroethane -ug/L	Chloromethane -ug/L	Carbon Tetrachloride -ug/L	Chloroform -ug/L
MW-34	44.16	2109.64	05/13/08	06/04/2008	Unfiltered		<1	<1	<1			<1	<1	<1	<1
MW-34	47.98	2105.82	05/08/09	06/10/2009	Unfiltered	<0.28	<0.28	<1.9	<0.22	<0.55	<0.21	<1.3	<0.49	<0.43	<0.33
MW-34	50.68	2103.121	05/13/2010	06/17/2010	Unfiltered		<0.14	<0.36	<0.23			<0.35	<0.36	<0.15	<0.17
MW-35	NA	NA	NA	03/05/1993	Unfiltered										
MW-35	39.12	2129.22	12/05/95	12/15/1995	Unfiltered				<2			<2	<2	<0.5	<1
MW-35	66.71	2101.63	05/20/02	05/21/2002	Unfiltered	<0.25	<0.18	<0.48	<0.16	<0.14	<0.22	<0.36	<0.19	<0.25	<0.30
MW-35	70.18	2100.80	07/10/03	07/31/2003	Unfiltered	<0.23	<0.29	<0.28	<0.19	<0.67	<0.16	<0.46	<0.43	<0.40	<0.45
MW-35	73.91	2097.07	06/17/04	07/14/2004	Unfiltered	<0.23	<0.29	<0.28	<0.19	<0.67	<0.16	<0.46	<0.43	<0.40	<0.45
MW-35	42.87	2128.11	06/01/05	06/30/2005	Unfiltered	<0.17	<0.26	<1.0	<0.36	<0.24	<0.30	<0.52	<1.8	<0.42	<0.22
MW-35	54.67	2116.312	05/31/06	06/20/2006	Unfiltered	<0.17	<0.26	<1.0	<0.36	<0.24	<0.30	<0.52	<1.8	<0.42	<0.22
MW-35	61.28	2109.702	05/31/07	06/12/2007	Unfiltered		<0.2	<0.2	<0.2			<0.2	<0.2	<0.2	<0.2
MW-35	61.34	2109.64	05/14/08	06/04/2008	Unfiltered		<1	<1	<1			<1	<1	<1	<1
MW-35	66.61	2104.37	05/08/09	06/08/2009	Unfiltered	<0.28	<0.28	<1.9	<0.22	<0.55	<0.21	<1.3	<0.49	<0.43	<0.33
MW-35	68.09	2102.892	05/13/2010	06/14/2010	Unfiltered		<0.14	<0.36	<0.23			<0.35	<0.36	<0.15	<0.17
MW-36	NA	NA	NA	02/25/1993	Unfiltered										
MW-36	46.30	2156.23	06/16/95	06/19/1995	Unfiltered				<2			<2	<2	<0.5	<1
MW-36	64.43	2138.10	12/04/95	12/15/1995	Unfiltered				<2			<2	<2	<0.5	<1
MW-36	68.83	2133.70	04/18/96	04/24/1996	Unfiltered				<0.5			<0.5	<0.5	<0.5	<0.5
MW-36	74.26	2128.27	10/21/96	10/23/1996	Unfiltered				<0.5			<1	<1	<0.5	<0.5
MW-36	76.68	2125.85	04/14/97	04/24/1997	Unfiltered				<0.5			<1	<1	<0.5	<0.5
MW-36	79.63	2122.90	10/20/97	10/23/1997	Unfiltered				<0.5			<1	<1	<0.5	<0.5
MW-36	27.52	2175.01	04/21/98	04/23/1998	Unfiltered				<0.5			<0.5	<0.5	<0.5	<0.5
MW-36	62.00	2140.53	10/13/98	10/15/1998	Unfiltered				<0.5			<0.5	<0.5	<0.5	<0.5
MW-36	70.08	2132.45	04/05/99	04/15/1999	Unfiltered				<0.5			<2	<2	<0.5	<0.5
MW-36	76.77	2125.76	10/26/99	11/01/1999	Unfiltered				ND			ND	ND	ND	ND
MW-36	73.19	2129.34	05/04/00	05/08/2000	Unfiltered				<0.5			<2	<2	<0.5	<0.5
MW-36	81.47	2121.06	12/04/00	12/05/2000	Unfiltered				<0.5			<1	<1	<0.5	<1
MW-36	88.17	2114.36	10/31/01	11/07/2001	Unfiltered				<0.5			<1	<1	<0.5	<1

Consolidation Data Summary Table - Groundwater
Beaumont Site 1

	Water Level Data					Volatile Organics									
Sample Location	Depth to Water (feet below ground surface)	Groundwater Elevation (feet above mean sea level)	Elevation Date	Sample Date	Filter Status	Dibromochloromethane -ug/L	1,2-Dibromo-3-Chloropropane -ug/L	Dibromomethane -ug/L	1,1-Dichloroethane -ug/L	1,2-Dichloroethane -ug/L	1,2-Dichlorobenzene -ug/L	1,3-Dichlorobenzene -ug/L	1,4-Dichlorobenzene -ug/L	1,1-Dichloroethene -ug/L	cis-1,2-Dichloroethene -ug/L
MW-34	44.16	2109.64	05/13/08	06/04/2008	Unfiltered	<1			<1	<1				<1	<1
MW-34	47.98	2105.82	05/08/09	06/10/2009	Unfiltered	<0.48	<3.1	<0.59	<0.37	<0.31	<0.27	<0.28	<0.21	1.1	<0.49
MW-34	50.68	2103.121	05/13/2010	06/17/2010	Unfiltered	<0.37			<0.098	<0.21	<0.20	<0.15	<0.072	0.63	<0.18
MW-35	NA	NA	NA	03/05/1993	Unfiltered					<1				<13	
MW-35	39.12	2129.22	12/05/95	12/15/1995	Unfiltered	<1			<1	<0.5	<3	<2	<2	<1	<1
MW-35	66.71	2101.63	05/20/02	05/21/2002	Unfiltered	<0.21	<0.59	<0.20	<0.28	<0.38	<0.099	<0.30	<0.12	<0.56	<0.30
MW-35	70.18	2100.80	07/10/03	07/31/2003	Unfiltered	<0.29	<2.6	<0.46	<0.40	<0.35	<0.29	<0.27	<0.28	<0.32	<0.56
MW-35	73.91	2097.07	06/17/04	07/14/2004	Unfiltered	<0.29	<2.6	<0.46	<0.40	<0.35	<0.29	<0.27	<0.28	<0.32	<0.56
MW-35	42.87	2128.11	06/01/05	06/30/2005	Unfiltered	<0.45	<2.5	<0.42	<0.53	<0.22	<0.24	<0.38	<0.30	<0.31	<0.35
MW-35	54.67	2116.312	05/31/06	06/20/2006	Unfiltered	<0.45	<2.5	<0.42	<0.53	<0.22	<0.24	<0.38	<0.30	<0.31	<0.35
MW-35	61.28	2109.702	05/31/07	06/12/2007	Unfiltered	<0.2			<0.2	<0.2				<0.2	<0.2
MW-35	61.34	2109.64	05/14/08	06/04/2008	Unfiltered	<1			<1	<1				<1	<1
MW-35	66.61	2104.37	05/08/09	06/08/2009	Unfiltered	<0.48	<3.1	<0.59	<0.37	<0.31	<0.27	<0.28	<0.21	<0.40	<0.49
MW-35	68.09	2102.892	05/13/2010	06/14/2010	Unfiltered	<0.37			<0.098	<0.21	<0.20	<0.15	<0.072	<0.12	<0.18
MW-36	NA	NA	NA	02/25/1993	Unfiltered					<1.6				<3	
MW-36	46.30	2156.23	06/16/95	06/19/1995	Unfiltered	<1			<1	<0.5	<3	<2	<2	<0.5	<1
MW-36	64.43	2138.10	12/04/95	12/15/1995	Unfiltered	<1			<1	<0.5	<3	<2	<2	<1	<1
MW-36	68.83	2133.70	04/18/96	04/24/1996	Unfiltered	<0.5			<0.5	<0.5	<0.5	<0.5	<0.5	<0.53	<0.5
MW-36	74.26	2128.27	10/21/96	10/23/1996	Unfiltered	<0.5			<0.5	<0.5	<0.5	<0.5	<0.5	<0.5	
MW-36	76.68	2125.85	04/14/97	04/24/1997	Unfiltered	<0.5			<0.5	<0.5	<0.5	<0.5	<0.5	<0.5	
MW-36	79.63	2122.90	10/20/97	10/23/1997	Unfiltered	<0.5			<0.5	<0.5	<0.5	<0.5	<0.5	7.6	
MW-36	27.52	2175.01	04/21/98	04/23/1998	Unfiltered	<0.5			<0.5	<0.5	<0.5	<0.5	<0.5	<0.5	
MW-36	62.00	2140.53	10/13/98	10/15/1998	Unfiltered	<0.5			<0.5	<0.5	<0.5	<0.5	<0.5	<0.5	
MW-36	70.08	2132.45	04/05/99	04/15/1999	Unfiltered	<0.5			<0.5	<0.5	<1	<1	<1	<2	<0.5
MW-36	76.77	2125.76	10/26/99	11/01/1999	Unfiltered	ND			ND	ND	ND	ND	ND	ND	ND
MW-36	73.19	2129.34	05/04/00	05/08/2000	Unfiltered	<0.5			<0.5	<0.5	<1	<1	<1	<2	<0.5
MW-36	81.47	2121.06	12/04/00	12/05/2000	Unfiltered	<1			<0.5	<0.5	<0.5	<0.5	<0.5	<0.5	<0.5
MW-36	88.17	2114.36	10/31/01	11/07/2001	Unfiltered	<1			<0.5	<0.5	<0.5	<0.5	<0.5	0.8	<0.5

Consolidation Data Summary Table - Groundwater
Beaumont Site 1

	Water Level Data					Volatile Organics										
Sample Location	Depth to Water (feet below ground surface)	Groundwater Elevation (feet above mean sea level)	Elevation Date	Sample Date	Filter Status	trans-1,2-Dichloroethene -ug/L	1,1-Dichloropropene -ug/L	cis-1,3-Dichloropropene -ug/L	trans-1,3-Dichloropropene -ug/L	1,2-Dichloropropane -ug/L	1,3-Dichloropropane -ug/L	2,2-Dichloropropane -ug/L	1,2-Dibromoethane -ug/L	Dichlorodifluoromethane -ug/L	Ethylbenzene -ug/L	Ethene -ug/L
MW-34	44.16	2109.64	05/13/08	06/04/2008	Unfiltered	<1		<1	<1	<1					<1	
MW-34	47.98	2105.82	05/08/09	06/10/2009	Unfiltered	<0.40	<0.26	<0.28	<0.36	<0.38	<0.38	<0.46	<0.47	<0.49	<0.22	
MW-34	50.68	2103.121	05/13/2010	06/17/2010	Unfiltered	<0.10		<0.30	<0.24	<0.19					<0.26	<0.02
MW-35	NA	NA	NA	03/05/1993	Unfiltered											
MW-35	39.12	2129.22	12/05/95	12/15/1995	Unfiltered	<1		<0.5	<0.5	<1				<5		
MW-35	66.71	2101.63	05/20/02	05/21/2002	Unfiltered	<0.37	<0.16	<0.19	<0.25	<0.16	<0.30	<0.28	<0.18	<0.28	<0.12	
MW-35	70.18	2100.80	07/10/03	07/31/2003	Unfiltered	<0.60	<0.55	<0.44	<0.30	<0.40	<0.35	<0.39	<0.51	<0.47	<0.19	
MW-35	73.91	2097.07	06/17/04	07/14/2004	Unfiltered	<0.60	<0.55	<0.44	<0.30	<0.40	<0.35	<0.39	<0.51	<0.47	<0.19	
MW-35	42.87	2128.11	06/01/05	06/30/2005	Unfiltered	<0.29	<0.21	<0.45	<0.31	<0.28	<0.30	<0.40	<0.81	<0.27	<0.17	
MW-35	54.67	2116.312	05/31/06	06/20/2006	Unfiltered	<0.29	<0.21	<0.45	<0.31	<0.28	<0.30	<0.40	<0.81	<0.27	<0.17	
MW-35	61.28	2109.702	05/31/07	06/12/2007	Unfiltered	<0.2		<0.2	<0.2	<0.2					<0.2	
MW-35	61.34	2109.64	05/14/08	06/04/2008	Unfiltered	<1		<1	<1	<1					<1	
MW-35	66.61	2104.37	05/08/09	06/08/2009	Unfiltered	<0.40	<0.26	<0.28	<0.36	<0.38	<0.38	<0.46	<0.47	<0.49	<0.22	
MW-35	68.09	2102.892	05/13/2010	06/14/2010	Unfiltered	<0.10		<0.30	<0.24	<0.19					<0.26	<0.02
MW-36	NA	NA	NA	02/25/1993	Unfiltered											
MW-36	46.30	2156.23	06/16/95	06/19/1995	Unfiltered	<1		<0.5	<0.5	<1				<5		
MW-36	64.43	2138.10	12/04/95	12/15/1995	Unfiltered	<1		<0.5	<0.5	<1				<5		
MW-36	68.83	2133.70	04/18/96	04/24/1996	Unfiltered	<0.5		<0.5	<0.5	<0.5						
MW-36	74.26	2128.27	10/21/96	10/23/1996	Unfiltered	<0.5		<0.5	<0.5	<0.5				<0.5		
MW-36	76.68	2125.85	04/14/97	04/24/1997	Unfiltered	<0.5		<0.5	<0.5	<0.5				<0.5		
MW-36	79.63	2122.90	10/20/97	10/23/1997	Unfiltered	<0.5		<0.5	<0.5	<0.5				<0.5		
MW-36	27.52	2175.01	04/21/98	04/23/1998	Unfiltered	<0.5		<0.5	<0.5	<0.5				<0.5		
MW-36	62.00	2140.53	10/13/98	10/15/1998	Unfiltered	<0.5		<0.5	<0.5	<0.5				<0.5		
MW-36	70.08	2132.45	04/05/99	04/15/1999	Unfiltered	<0.5		<0.5	<0.5	<0.5				<2		
MW-36	76.77	2125.76	10/26/99	11/01/1999	Unfiltered	ND		ND	ND	ND				ND		
MW-36	73.19	2129.34	05/04/00	05/08/2000	Unfiltered	<0.5		<0.5	<0.5	<0.5				<2		
MW-36	81.47	2121.06	12/04/00	12/05/2000	Unfiltered	<0.5		<0.5	<0.5	<0.5				<1		
MW-36	88.17	2114.36	10/31/01	11/07/2001	Unfiltered	<0.5		<0.5	<0.5	<0.5				<1		

Consolidation Data Summary Table - Groundwater
Beaumont Site 1

	Water Level Data					Volatile Organics										
Sample Location	Depth to Water (feet below ground surface)	Groundwater Elevation (feet above mean sea level)	Elevation Date	Sample Date	Filter Status	Ethane -ug/L	Hexachlorobutadiene -ug/L	2-Hexanone -ug/L	p-Isopropyltoluene -ug/L	Isopropylbenzene -ug/L	Methane -ug/L	4-Methyl-2-Pentanone -ug/L	Methyl tert-butyl ether (MTBE) -ug/L	Methylene Chloride -ug/L	Naphthalene -ug/L	n-Propylbenzene -ug/L
MW-34	44.16	2109.64	05/13/08	06/04/2008	Unfiltered			<5				<5	<1	<1		
MW-34	47.98	2105.82	05/08/09	06/10/2009	Unfiltered			<6.9	<0.26	<0.23		<4.4	<0.30	<2.6	<2.5	<0.79
MW-34	50.68	2103.121	05/13/2010	06/17/2010	Unfiltered	<0.01		<1.2			0.03 BJkq	<0.95	<0.29	<0.15		
MW-35	NA	NA	NA	03/05/1993	Unfiltered											
MW-35	39.12	2129.22	12/05/95	12/15/1995	Unfiltered									<2		
MW-35	66.71	2101.63	05/20/02	05/21/2002	Unfiltered		<0.26		<0.23	<0.19		<0.15	<0.30	3 BJakq	<0.090	<0.28
MW-35	70.18	2100.80	07/10/03	07/31/2003	Unfiltered			<2.5	<0.17	<0.17		<2.6	<0.28	<1.7	<0.56	<0.24
MW-35	73.91	2097.07	06/17/04	07/14/2004	Unfiltered			<2.5	<0.17	<0.17		<2.6	<0.28	<1.7	<0.56	<0.24
MW-35	42.87	2128.11	06/01/05	06/30/2005	Unfiltered			<1.9	<0.21	<0.24		<2.4	<0.29	<2.6	<0.95	<0.30
MW-35	54.67	2116.312	05/31/06	06/20/2006	Unfiltered			<1.9	<0.21	<0.24		<2.4	<0.29	4.2 BJkq	<0.95	<0.30
MW-35	61.28	2109.702	05/31/07	06/12/2007	Unfiltered			<5				<5	<0.2	<0.5		
MW-35	61.34	2109.64	05/14/08	06/04/2008	Unfiltered			<5				<5	<1	<1		
MW-35	66.61	2104.37	05/08/09	06/08/2009	Unfiltered			<6.9	<0.26	<0.23		<4.4	<0.30	<2.6	<2.5	<0.79
MW-35	68.09	2102.892	05/13/2010	06/14/2010	Unfiltered	<0.01		<1.2			0.05 Jq	<0.95	<0.29	<0.15		
MW-36	NA	NA	NA	02/25/1993	Unfiltered											
MW-36	46.30	2156.23	06/16/95	06/19/1995	Unfiltered									<2		
MW-36	64.43	2138.10	12/04/95	12/15/1995	Unfiltered									<2		
MW-36	68.83	2133.70	04/18/96	04/24/1996	Unfiltered									<2		
MW-36	74.26	2128.27	10/21/96	10/23/1996	Unfiltered									<2		
MW-36	76.68	2125.85	04/14/97	04/24/1997	Unfiltered									<2		
MW-36	79.63	2122.90	10/20/97	10/23/1997	Unfiltered									<2		
MW-36	27.52	2175.01	04/21/98	04/23/1998	Unfiltered									<0.5		
MW-36	62.00	2140.53	10/13/98	10/15/1998	Unfiltered									<0.5		
MW-36	70.08	2132.45	04/05/99	04/15/1999	Unfiltered									<2		
MW-36	76.77	2125.76	10/26/99	11/01/1999	Unfiltered									ND		
MW-36	73.19	2129.34	05/04/00	05/08/2000	Unfiltered									<2		
MW-36	81.47	2121.06	12/04/00	12/05/2000	Unfiltered									<2		
MW-36	88.17	2114.36	10/31/01	11/07/2001	Unfiltered									<2		

Consolidation Data Summary Table - Groundwater
Beaumont Site 1

	Water Level Data					Volatile Organics										
Sample Location	Depth to Water (feet below ground surface)	Groundwater Elevation (feet above mean sea level)	Elevation Date	Sample Date	Filter Status	Styrene -ug/L	Toluene -ug/L	1,1,1,2-Tetrachloroethane -ug/L	1,1,1-Trichloroethane -ug/L	1,1,2-Trichloroethane -ug/L	1,2,3-Trichlorobenzene -ug/L	1,2,4-Trichlorobenzene -ug/L	Trichloroethene -ug/L	1,2,3-Trichloropropane -ug/L	Trichlorofluoromethane -ug/L	1,1,2-Trichloro-1,2,2-Trifluoroethane -ug/L
MW-34	44.16	2109.64	05/13/08	06/04/2008	Unfiltered	<1	<1		<1	<1			<1			
MW-34	47.98	2105.82	05/08/09	06/10/2009	Unfiltered	<0.30	<0.33	<0.35	<0.45	<0.54	<0.31	<0.49	2.0	<1.3	<0.31	<0.64
MW-34	50.68	2103.121	05/13/2010	06/17/2010	Unfiltered	<0.22	<0.22		<0.12	<0.31			1.2	<0.29	<0.16	
MW-35	NA	NA	NA	03/05/1993	Unfiltered				<3				<2			
MW-35	39.12	2129.22	12/05/95	12/15/1995	Unfiltered				<1	<0.5			<0.5		<5	
MW-35	66.71	2101.63	05/20/02	05/21/2002	Unfiltered	<0.12	<0.16	<0.27	<0.33	<0.34	<0.30	<0.37	<0.18	<0.46	<0.22	
MW-35	70.18	2100.80	07/10/03	07/31/2003	Unfiltered	<0.14	<0.35	<0.45	<0.46	<0.42	<0.40	<0.28	<0.48	<2.0	<0.27	
MW-35	73.91	2097.07	06/17/04	07/14/2004	Unfiltered	<0.14	<0.35	<0.45	<0.46	<0.42	<0.40	<0.28	4.9 Jc	<0.81	<0.27	<0.70
MW-35	42.87	2128.11	06/01/05	06/30/2005	Unfiltered	<0.29	<0.35	<0.37	<0.32	<0.54	<0.39	<0.35	<0.30	<2.3	<0.36	<0.54
MW-35	54.67	2116.312	05/31/06	06/20/2006	Unfiltered	<0.29	<0.35	<0.37	<0.32	<0.54	<0.39	<0.35	<0.30	<2.3	<0.36	<0.54
MW-35	61.28	2109.702	05/31/07	06/12/2007	Unfiltered	<0.2	0.24 Jq		<0.2	<0.2			<0.2			
MW-35	61.34	2109.64	05/14/08	06/04/2008	Unfiltered	<1	<1		<1	<1			<1			
MW-35	66.61	2104.37	05/08/09	06/08/2009	Unfiltered	<0.30	<0.33	<0.35	<0.45	<0.54	<0.31	<0.49	<0.30	<1.3	<0.31	<0.64
MW-35	68.09	2102.892	05/13/2010	06/14/2010	Unfiltered	<0.22	<0.22		<0.12	<0.31			<0.17	<0.29	<0.16	
MW-36	NA	NA	NA	02/25/1993	Unfiltered				<1				<2			
MW-36	46.30	2156.23	06/16/95	06/19/1995	Unfiltered				<1	<0.5			<0.5		<5	
MW-36	64.43	2138.10	12/04/95	12/15/1995	Unfiltered				<1	<0.5			<0.5		<5	
MW-36	68.83	2133.70	04/18/96	04/24/1996	Unfiltered				<0.5	<0.5			1.1		<0.5	<0.5
MW-36	74.26	2128.27	10/21/96	10/23/1996	Unfiltered				<0.5	<0.5			<0.5		<0.5	
MW-36	76.68	2125.85	04/14/97	04/24/1997	Unfiltered				<0.5	<0.5			0.9		<0.5	
MW-36	79.63	2122.90	10/20/97	10/23/1997	Unfiltered				<0.5	<0.5			6.3		<0.5	
MW-36	27.52	2175.01	04/21/98	04/23/1998	Unfiltered				<0.5	<0.5			<0.5		<0.5	
MW-36	62.00	2140.53	10/13/98	10/15/1998	Unfiltered				<0.5	<0.5			<0.5		<0.5	
MW-36	70.08	2132.45	04/05/99	04/15/1999	Unfiltered				<1	<0.5			9.1		<2	
MW-36	76.77	2125.76	10/26/99	11/01/1999	Unfiltered				ND	ND			1.6		ND	
MW-36	73.19	2129.34	05/04/00	05/08/2000	Unfiltered				<1	<0.5			<0.5		<2	<5
MW-36	81.47	2121.06	12/04/00	12/05/2000	Unfiltered				<0.5	<0.5			<0.5		<1	<2
MW-36	88.17	2114.36	10/31/01	11/07/2001	Unfiltered				<0.5	<0.5			2.1		<1	3

Consolidation Data Summary Table - Groundwater
Beaumont Site 1

	Water Level Data					Volatile Organics							
Sample Location	Depth to Water (feet below ground surface)	Groundwater Elevation (feet above mean sea level)	Elevation Date	Sample Date	Filter Status	1,2,4-Trimethylbenzene -ug/L	1,3,5-Trimethylbenzene -ug/L	1,1,2,2-Tetrachloroethane -ug/L	Tetrachloroethene (PCE) -ug/L	Vinyl Acetate -ug/L	Vinyl Chloride -ug/L	m,p-Xylenes -ug/L	o-Xylene -ug/L
MW-34	44.16	2109.64	05/13/08	06/04/2008	Unfiltered			<1	<1		<1	<2	<1
MW-34	47.98	2105.82	05/08/09	06/10/2009	Unfiltered	<0.24	<0.23	<0.44	<0.51	<7.1	<0.33	<0.45	<0.24
MW-34	50.68	2103.121	05/13/2010	06/17/2010	Unfiltered			<0.29	<0.17	<0.48	<0.13	<0.36	<0.41
MW-35	NA	NA	NA	03/05/1993	Unfiltered				<1				
MW-35	39.12	2129.22	12/05/95	12/15/1995	Unfiltered			<1	<0.5		<0.5		
MW-35	66.71	2101.63	05/20/02	05/21/2002	Unfiltered	<0.20	<0.15	<0.22	<0.21		<0.44	<0.31	<0.088
MW-35	70.18	2100.80	07/10/03	07/31/2003	Unfiltered	<0.22	<0.11	<0.19	<0.20	<3.6	<0.35	<0.17	<0.16
MW-35	73.91	2097.07	06/17/04	07/14/2004	Unfiltered	<0.22	<0.11	<0.19	<0.20	<3.6	<0.35	<0.17	<0.16
MW-35	42.87	2128.11	06/01/05	06/30/2005	Unfiltered	<0.26	<0.19	<0.37	<0.29	<3.2	<0.33	<0.38	<0.21
MW-35	54.67	2116.312	05/31/06	06/20/2006	Unfiltered	<0.26	<0.19	<0.37	<0.29	<3.2	<0.33	<0.38	<0.21
MW-35	61.28	2109.702	05/31/07	06/12/2007	Unfiltered			<0.2	<0.2		<0.2	<0.5	0.24 Jq
MW-35	61.34	2109.64	05/14/08	06/04/2008	Unfiltered			<1	<1		<1	<2	<1
MW-35	66.61	2104.37	05/08/09	06/08/2009	Unfiltered	<0.24	<0.23	<0.44	<0.51	<7.1	<0.33	<0.45	<0.24
MW-35	68.09	2102.892	05/13/2010	06/14/2010	Unfiltered			<0.29	<0.17	<0.48	<0.13	<0.36	<0.41
MW-36	NA	NA	NA	02/25/1993	Unfiltered				<3				
MW-36	46.30	2156.23	06/16/95	06/19/1995	Unfiltered			<1	<0.5		<0.5		
MW-36	64.43	2138.10	12/04/95	12/15/1995	Unfiltered			<1	<0.5		<0.5		
MW-36	68.83	2133.70	04/18/96	04/24/1996	Unfiltered			<0.5	<0.5		<0.5		
MW-36	74.26	2128.27	10/21/96	10/23/1996	Unfiltered			<0.5	<0.5		<0.5		
MW-36	76.68	2125.85	04/14/97	04/24/1997	Unfiltered			<0.5	<0.5		<0.5		
MW-36	79.63	2122.90	10/20/97	10/23/1997	Unfiltered			<0.5	<0.5		<0.5		
MW-36	27.52	2175.01	04/21/98	04/23/1998	Unfiltered			<0.5	<0.5		<0.5		
MW-36	62.00	2140.53	10/13/98	10/15/1998	Unfiltered			<0.5	<0.5		<0.5		
MW-36	70.08	2132.45	04/05/99	04/15/1999	Unfiltered			<0.5	1.2		<0.5		
MW-36	76.77	2125.76	10/26/99	11/01/1999	Unfiltered			ND	ND		ND		
MW-36	73.19	2129.34	05/04/00	05/08/2000	Unfiltered			<0.5	<0.5		<0.5		
MW-36	81.47	2121.06	12/04/00	12/05/2000	Unfiltered			<0.5	<0.5		<0.5		
MW-36	88.17	2114.36	10/31/01	11/07/2001	Unfiltered			<0.5	<0.5		<0.5		

Consolidation Data Summary Table - Groundwater
Beaumont Site 1

	Water Level Data					Volatile Organics										
Sample Location	Depth to Water (feet below ground surface)	Groundwater Elevation (feet above mean sea level)	Elevation Date	Sample Date	Filter Status	1,4-Dioxane -ug/L	N-Nitrosodimethylamine -ng/L	Acetone -ug/L	Bromodichloromethane -ug/L	2-Butanone -ug/L	Bromobenzene -ug/L	Bromochloromethane -ug/L	Bromomethane -ug/L	Bromoform -ug/L	n-Butylbenzene -ug/L	sec-Butylbenzene -ug/L
MW-36	96.45	2106.08	05/20/02	05/21/2002	Unfiltered	<0.5										
MW-36	96.19	2106.31	05/20/02	05/24/2002	Unfiltered											
MW-36	75.88	2129.30	07/10/03	07/24/2003	Unfiltered	<1.1		<3.6	<0.33	<1.7	<0.26	<0.37	<0.90	<0.87	<0.34	<0.11
MW-36	87.85	2117.33	06/17/04	07/02/2004	Unfiltered	<1.1		<3.6	<0.33	<1.7	<0.26	<0.37	<0.90	<0.87	<0.34	<0.11
MW-36	55.81	2149.37	06/01/05	07/01/2005	Unfiltered	<1.1		<6.1	<0.27	<4.2	<0.47	<0.68	<2.9	<0.62	<0.29	<0.21
MW-36	75.46	2129.722	05/31/06	06/20/2006	Unfiltered	<0.40		9.0 BJakq	<0.27	<4.2	<0.47	<0.68	<2.9	<0.62	<0.29	<0.21
MW-36	84.14	2121.042	05/31/07	06/26/2007	Unfiltered	6.4		<5	<0.2	<5			<0.2	<0.3		
MW-36	67.94	2137.24	05/14/08	06/04/2008	Unfiltered	<0.58		<5	<1	<5			<1	<1		
MW-36	73.42	2131.76	05/08/09	06/08/2009	Unfiltered	<0.40		<9.1	<0.33	<6.9	<0.33	<0.69	<4.3	<0.55	<0.28	<0.20
MW-36	63.18	2142.002	05/13/2010	06/14/2010	Unfiltered	<0.10		<5.0	<0.11	<1.2			<0.48	<0.13		
MW-37	NA	NA	NA	03/23/1993	Unfiltered											
MW-37	38.26	1999.99	05/20/02	05/21/2002	Unfiltered	11		<9.5	<0.26	<2.8	<0.15	<0.49	<0.46	<0.23	<0.29	<0.29
MW-37	33.49	2007.48	07/10/03	07/23/2003	Unfiltered	<1.1		<3.6	<0.33	<1.7	<0.26	<0.37	<0.90	<0.87	<0.34	<0.11
MW-37	38.08	2002.89	06/18/04	06/29/2004	Unfiltered	4.0 Jb		<3.6	<0.33	<1.7	<0.26	<0.37	<0.90	<0.87	<0.34	<0.11
MW-37	15.58	2025.39	06/02/05	06/27/2005	Unfiltered	2.9		<6.1	<0.27	<4.2	<0.47	<0.68	<2.9	<0.62	<0.29	<0.21
MW-37	25.02	2015.954	05/31/06	06/07/2006	Unfiltered	8.8		<6.1	<0.27	<4.2	<0.47	<0.68	<2.9	<0.62	<0.29	<0.21
MW-37	35.84	2005.134	05/29/07	06/14/2007	Unfiltered	5.7		<5	<0.2	<5			<0.2	<0.3		
MW-37	38.72	2002.25	11/08/07	11/08/2007	Unfiltered	7.3		<5	<0.2	<5			<0.2	<0.3		
MW-37	24.42	2016.55	05/12/08	05/29/2008	Unfiltered	2.6		<5	<1	<5			<1	<1		
MW-37	27.38	2013.59	05/11/09	06/11/2009	Unfiltered	7.2		<9.1	<0.33	<6.9	<0.33	<0.69	<4.3	<0.55	<0.28	<0.20
MW-38	NA	NA	NA	03/01/1993	Unfiltered											
MW-38	47.09	1980.49	05/20/02	05/21/2002	Unfiltered	<0.5		<9.5	<0.26	<2.8	<0.15	<0.49	<0.46	<0.23	<0.29	<0.29
MW-39	47.03	2094.51	10/29/92	10/13/1992	Unfiltered											
MW-39	NA	NA	NA	03/12/1993	Unfiltered											
MW-39	5.02	2136.52	06/16/95	06/23/1995	Unfiltered				<1				<5	<2		
MW-39	13.38	2128.16	12/04/95	12/15/1995	Unfiltered				<1				<5	<2		
MW-39	13.66	2127.88	04/21/98	04/27/1998	Unfiltered				<0.5				<0.5	<0.5		
MW-39	13.24	2128.30	10/13/98	10/16/1998	Unfiltered				<0.5				<0.5	<0.5		

Consolidation Data Summary Table - Groundwater
Beaumont Site 1

	Water Level Data					Volatile Organics									
Sample Location	Depth to Water (feet below ground surface)	Groundwater Elevation (feet above mean sea level)	Elevation Date	Sample Date	Filter Status	tert-Butylbenzene -ug/L	Benzene -ug/L	Carbon Disulfide -ug/L	Chlorobenzene -ug/L	2-Chlorotoluene -ug/L	4-Chlorotoluene -ug/L	Chloroethane -ug/L	Chloromethane -ug/L	Carbon Tetrachloride -ug/L	Chloroform -ug/L
MW-36	96.45	2106.08	05/20/02	05/21/2002	Unfiltered										
MW-36	96.19	2106.31	05/20/02	05/24/2002	Unfiltered									<0.5	<1
MW-36	75.88	2129.30	07/10/03	07/24/2003	Unfiltered	<0.23	<0.29	<0.28	<0.19	<0.67	<0.16	<0.46	<0.43	<0.40	<0.45
MW-36	87.85	2117.33	06/17/04	07/02/2004	Unfiltered	<0.23	<0.29	<0.28	<0.19	<0.67	<0.16	<0.46	<0.43	<0.40	<0.45
MW-36	55.81	2149.37	06/01/05	07/01/2005	Unfiltered	<0.17	<0.26	<1.0	<0.36	<0.24	<0.30	<0.52	<1.8	<0.42	<0.22
MW-36	75.46	2129.722	05/31/06	06/20/2006	Unfiltered	<0.17	<0.26	<1.0	<0.36	<0.24	<0.30	<0.52	<1.8	<0.42	<0.22
MW-36	84.14	2121.042	05/31/07	06/26/2007	Unfiltered		<0.2	<0.2	<0.2			<0.2	<0.2	<0.2	<0.2
MW-36	67.94	2137.24	05/14/08	06/04/2008	Unfiltered		<1	<1	<1			<1	<1	<1	<1
MW-36	73.42	2131.76	05/08/09	06/08/2009	Unfiltered	<0.28	<0.28	<1.9	<0.22	<0.55	<0.21	<1.3	<0.49	<0.43	<0.33
MW-36	63.18	2142.002	05/13/2010	06/14/2010	Unfiltered		<0.14	<0.36	<0.23			<0.35	<0.36	<0.15	<0.17
MW-37	NA	NA	NA	03/23/1993	Unfiltered										
MW-37	38.26	1999.99	05/20/02	05/21/2002	Unfiltered	<0.25	<0.18	<0.48	<0.16	<0.14	<0.22	<0.36	<0.19	<0.25	<0.30
MW-37	33.49	2007.48	07/10/03	07/23/2003	Unfiltered	<0.23	<0.29	<0.28	<0.19	<0.67	<0.16	<0.46	<0.43	<0.40	<0.45
MW-37	38.08	2002.89	06/18/04	06/29/2004	Unfiltered	<0.23	<0.29	<0.28	<0.19	<0.67	<0.16	<0.46	<0.43	<0.40	<0.45
MW-37	15.58	2025.39	06/02/05	06/27/2005	Unfiltered	<0.17	<0.26	<1.0	<0.36	<0.24	<0.30	<0.52	<1.8	<0.42	<0.22
MW-37	25.02	2015.954	05/31/06	06/07/2006	Unfiltered	<0.17	<0.26	<1.0	<0.36	<0.24	<0.30	<0.52	<1.8	<0.42	<0.22
MW-37	35.84	2005.134	05/29/07	06/14/2007	Unfiltered		<0.2	<0.2	<0.2			<0.2	<0.2	<0.2	<0.2
MW-37	38.72	2002.25	11/08/07	11/08/2007	Unfiltered		<0.2	<0.2	<0.2			<0.2	<0.2	<0.2	<0.2
MW-37	24.42	2016.55	05/12/08	05/29/2008	Unfiltered		<1	<1	<1			<1	<1	<1	<1
MW-37	27.38	2013.59	05/11/09	06/11/2009	Unfiltered	<0.28	<0.28	<1.9	<0.22	<0.55	<0.21	<1.3	<0.49	<0.43	<0.33
MW-38	NA	NA	NA	03/01/1993	Unfiltered										
MW-38	47.09	1980.49	05/20/02	05/21/2002	Unfiltered	<0.25	<0.18	<0.48	<0.16	<0.14	<0.22	<0.36	<0.19	<0.25	<0.30
MW-39	47.03	2094.51	10/29/92	10/13/1992	Unfiltered										
MW-39	NA	NA	NA	03/12/1993	Unfiltered										
MW-39	5.02	2136.52	06/16/95	06/23/1995	Unfiltered				<2			<2	<2	1.7	3.7
MW-39	13.38	2128.16	12/04/95	12/15/1995	Unfiltered				<2			<2	<2	<1	<1
MW-39	13.66	2127.88	04/21/98	04/27/1998	Unfiltered				<0.5			<0.5	<0.5	4.6	6.3
MW-39	13.24	2128.30	10/13/98	10/16/1998	Unfiltered				<0.5			<0.5	<0.5	<0.5	6.8

Consolidation Data Summary Table - Groundwater
Beaumont Site 1

	Water Level Data					Volatile Organics									
Sample Location	Depth to Water (feet below ground surface)	Groundwater Elevation (feet above mean sea level)	Elevation Date	Sample Date	Filter Status	Dibromochloromethane -ug/L	1,2-Dibromo-3-Chloropropane -ug/L	Dibromomethane -ug/L	1,1-Dichloroethane -ug/L	1,2-Dichloroethane -ug/L	1,2-Dichlorobenzene -ug/L	1,3-Dichlorobenzene -ug/L	1,4-Dichlorobenzene -ug/L	1,1-Dichloroethene -ug/L	cis-1,2-Dichloroethene -ug/L
MW-36	96.45	2106.08	05/20/02	05/21/2002	Unfiltered										
MW-36	96.19	2106.31	05/20/02	05/24/2002	Unfiltered				<1	<0.5				4.4	<1
MW-36	75.88	2129.30	07/10/03	07/24/2003	Unfiltered	<0.29	<2.6	<0.46	<0.40	<0.35	<0.29	<0.27	<0.28	<0.32	<0.56
MW-36	87.85	2117.33	06/17/04	07/02/2004	Unfiltered	<0.29	<2.6	<0.46	<0.40	<0.35	<0.29	<0.27	<0.28	11	<0.56
MW-36	55.81	2149.37	06/01/05	07/01/2005	Unfiltered	<0.45	<2.5	<0.42	<0.53	<0.22	<0.24	<0.38	<0.30	<0.31	<0.35
MW-36	75.46	2129.722	05/31/06	06/20/2006	Unfiltered	<0.45	<2.5	<0.42	<0.53	<0.22	<0.24	<0.38	<0.30	<0.31	<0.35
MW-36	84.14	2121.042	05/31/07	06/26/2007	Unfiltered	<0.2			<0.2	<0.2				<0.2	<0.2
MW-36	67.94	2137.24	05/14/08	06/04/2008	Unfiltered	<1			<1	<1				<1	<1
MW-36	73.42	2131.76	05/08/09	06/08/2009	Unfiltered	<0.48	<3.1	<0.59	<0.37	<0.31	<0.27	<0.28	<0.21	<0.40	<0.49
MW-36	63.18	2142.002	05/13/2010	06/14/2010	Unfiltered	<0.37			<0.098	<0.21	<0.20	<0.15	<0.072	<0.12	<0.18
MW-37	NA	NA	NA	03/23/1993	Unfiltered					<1.6				<3	
MW-37	38.26	1999.99	05/20/02	05/21/2002	Unfiltered	<0.21	<0.59	<0.20	<0.28	<0.38	<0.099	<0.30	<0.12	3 Jq	<0.30
MW-37	33.49	2007.48	07/10/03	07/23/2003	Unfiltered	<0.29	<2.6	<0.46	<0.40	<0.35	<0.29	<0.27	<0.28	1.1	<0.56
MW-37	38.08	2002.89	06/18/04	06/29/2004	Unfiltered	<0.29	<2.6	<0.46	<0.40	<0.35	<0.29	<0.27	<0.28	1.9	<0.56
MW-37	15.58	2025.39	06/02/05	06/27/2005	Unfiltered	<0.45	<2.5	<0.42	<0.53	<0.22	<0.24	<0.38	<0.30	1.7	<0.35
MW-37	25.02	2015.954	05/31/06	06/07/2006	Unfiltered	<0.45	<2.5	<0.42	0.68 Jq	<0.22	<0.24	<0.38	<0.30	3.9	<0.35
MW-37	35.84	2005.134	05/29/07	06/14/2007	Unfiltered	<0.2			0.77 Jq	<0.2				7.2	0.2 Jq
MW-37	38.72	2002.25	11/08/07	11/08/2007	Unfiltered	<0.2			0.71 Jq	<0.2				5.1	<0.2
MW-37	24.42	2016.55	05/12/08	05/29/2008	Unfiltered	<1			<1	<1				1.5 Jq	<1
MW-37	27.38	2013.59	05/11/09	06/11/2009	Unfiltered	<0.48	<3.1	<0.59	0.45 Jq	<0.31	<0.27 Rd	<0.28	<0.21	2.5	<0.49
MW-38	NA	NA	NA	03/01/1993	Unfiltered					<1				<13	
MW-38	47.09	1980.49	05/20/02	05/21/2002	Unfiltered	<0.21	<0.59	<0.20	<0.28	<0.38	<0.099	<0.30	<0.12	<0.56	<0.30
MW-39	47.03	2094.51	10/29/92	10/13/1992	Unfiltered					<20				120	
MW-39	NA	NA	NA	03/12/1993	Unfiltered					<1				106.8	
MW-39	5.02	2136.52	06/16/95	06/23/1995	Unfiltered	<1			2.3	1.1	<3	<2	<2	65	<1
MW-39	13.38	2128.16	12/04/95	12/15/1995	Unfiltered	<1			<1.9	<0.5	<3	<2	<2	79	<1
MW-39	13.66	2127.88	04/21/98	04/27/1998	Unfiltered	<0.5			6.4	<0.5	<0.5	<0.5	<0.5	143	
MW-39	13.24	2128.30	10/13/98	10/16/1998	Unfiltered	<0.5			5	<0.5	<0.5	<0.5	<0.5	146	

Consolidation Data Summary Table - Groundwater
Beaumont Site 1

	Water Level Data					Volatile Organics										
Sample Location	Depth to Water (feet below ground surface)	Groundwater Elevation (feet above mean sea level)	Elevation Date	Sample Date	Filter Status	trans-1,2-Dichloroethene -ug/L	1,1-Dichloropropene -ug/L	cis-1,3-Dichloropropene -ug/L	trans-1,3-Dichloropropene -ug/L	1,2-Dichloropropane -ug/L	1,3-Dichloropropane -ug/L	2,2-Dichloropropane -ug/L	1,2-Dibromoethane -ug/L	Dichlorodifluoromethane -ug/L	Ethylbenzene -ug/L	Ethene -ug/L
MW-36	96.45	2106.08	05/20/02	05/21/2002	Unfiltered											
MW-36	96.19	2106.31	05/20/02	05/24/2002	Unfiltered	<1										
MW-36	75.88	2129.30	07/10/03	07/24/2003	Unfiltered	<0.60	<0.55	<0.44	<0.30	<0.40	<0.35	<0.39	<0.51	<0.47	<0.19	
MW-36	87.85	2117.33	06/17/04	07/02/2004	Unfiltered	<0.60	<0.55	<0.44	<0.30	<0.40	<0.35	<0.39	<0.51	<0.47	<0.19	
MW-36	55.81	2149.37	06/01/05	07/01/2005	Unfiltered	<0.29	<0.21	<0.45	<0.31	<0.28	<0.30	<0.40	<0.81	<0.27	<0.17	
MW-36	75.46	2129.722	05/31/06	06/20/2006	Unfiltered	<0.29	<0.21	<0.45	<0.31	<0.28	<0.30	<0.40	<0.81	<0.27	<0.17	
MW-36	84.14	2121.042	05/31/07	06/26/2007	Unfiltered	<0.2		<0.2	<0.2	<0.2					<0.2	
MW-36	67.94	2137.24	05/14/08	06/04/2008	Unfiltered	<1		<1	<1	<1					<1	
MW-36	73.42	2131.76	05/08/09	06/08/2009	Unfiltered	<0.40	<0.26	<0.28	<0.36	<0.38	<0.38	<0.46	<0.47	<0.49	<0.22	
MW-36	63.18	2142.002	05/13/2010	06/14/2010	Unfiltered	<0.10		<0.30	<0.24	<0.19					<0.26	<0.02
MW-37	NA	NA	NA	03/23/1993	Unfiltered											
MW-37	38.26	1999.99	05/20/02	05/21/2002	Unfiltered	<0.37	<0.16	<0.19	<0.25	<0.16	<0.30	<0.28	<0.18	<0.28	<0.12	
MW-37	33.49	2007.48	07/10/03	07/23/2003	Unfiltered	<0.60	<0.55	<0.44	<0.30	<0.40	<0.35	<0.39	<0.51	<0.47	<0.19	
MW-37	38.08	2002.89	06/18/04	06/29/2004	Unfiltered	<0.60	<0.55	<0.44	<0.30	<0.40	<0.35	<0.39	<0.51	<0.47	<0.19	
MW-37	15.58	2025.39	06/02/05	06/27/2005	Unfiltered	<0.29	<0.21	<0.45	<0.31	<0.28	<0.30	<0.40	<0.81	<0.27	<0.17	
MW-37	25.02	2015.954	05/31/06	06/07/2006	Unfiltered	<0.29	<0.21	<0.45	<0.31	<0.28	<0.30	<0.40	<0.81	<0.27	<0.17	
MW-37	35.84	2005.134	05/29/07	06/14/2007	Unfiltered	<0.2		<0.2	<0.2	<0.2					<0.2	
MW-37	38.72	2002.25	11/08/07	11/08/2007	Unfiltered	<0.2		<0.2	<0.2	<0.2					<0.2	
MW-37	24.42	2016.55	05/12/08	05/29/2008	Unfiltered	<1		<1	<1	<1					<1	
MW-37	27.38	2013.59	05/11/09	06/11/2009	Unfiltered	<0.40	<0.26	<0.28	<0.36	<0.38	<0.38	<0.46	<0.47	<0.49	<0.22	<0.0933
MW-38	NA	NA	NA	03/01/1993	Unfiltered											
MW-38	47.09	1980.49	05/20/02	05/21/2002	Unfiltered	<0.37	<0.16	<0.19	<0.25	<0.16	<0.30	<0.28	<0.18	<0.28	<0.12	
MW-39	47.03	2094.51	10/29/92	10/13/1992	Unfiltered											
MW-39	NA	NA	NA	03/12/1993	Unfiltered											
MW-39	5.02	2136.52	06/16/95	06/23/1995	Unfiltered	<1		<0.5	<0.5	<1				<5		
MW-39	13.38	2128.16	12/04/95	12/15/1995	Unfiltered	<1		<0.5	<0.5	<1				<5		
MW-39	13.66	2127.88	04/21/98	04/27/1998	Unfiltered	<0.5		<0.5	<0.5	<0.5				<0.5		
MW-39	13.24	2128.30	10/13/98	10/16/1998	Unfiltered	<0.5		<0.5	<0.5	<0.5				<0.5		

Consolidation Data Summary Table - Groundwater
Beaumont Site 1

	Water Level Data					Volatile Organics										
Sample Location	Depth to Water (feet below ground surface)	Groundwater Elevation (feet above mean sea level)	Elevation Date	Sample Date	Filter Status	Ethane -ug/L	Hexachlorobutadiene -ug/L	2-Hexanone -ug/L	p-Isopropyltoluene -ug/L	Isopropylbenzene -ug/L	Methane -ug/L	4-Methyl-2-Pentanone -ug/L	Methyl tert-butyl ether (MTBE) -ug/L	Methylene Chloride -ug/L	Naphthalene -ug/L	n-Propylbenzene -ug/L
MW-36	96.45	2106.08	05/20/02	05/21/2002	Unfiltered											
MW-36	96.19	2106.31	05/20/02	05/24/2002	Unfiltered									<0.5		
MW-36	75.88	2129.30	07/10/03	07/24/2003	Unfiltered			<2.5	<0.17	<0.17		<2.6	<0.28	<1.7	<0.56	<0.24
MW-36	87.85	2117.33	06/17/04	07/02/2004	Unfiltered			<2.5	<0.17	<0.17		<2.6	<0.28	<1.7	<0.56	<0.24
MW-36	55.81	2149.37	06/01/05	07/01/2005	Unfiltered			<1.9	<0.21	<0.24		<2.4	<0.29	<2.6	<0.95	<0.30
MW-36	75.46	2129.722	05/31/06	06/20/2006	Unfiltered			<1.9	<0.21	<0.24		<2.4	<0.29	4.1 BJkq	<0.95	<0.30
MW-36	84.14	2121.042	05/31/07	06/26/2007	Unfiltered			<5				<5	<0.2	<0.5		
MW-36	67.94	2137.24	05/14/08	06/04/2008	Unfiltered			<5				<5	<1	<1		
MW-36	73.42	2131.76	05/08/09	06/08/2009	Unfiltered			<6.9	<0.26	<0.23		<4.4	<0.30	<2.6	<2.5	<0.79
MW-36	63.18	2142.002	05/13/2010	06/14/2010	Unfiltered	<0.01		<1.2			0.03 BJac	<0.95	<0.29	<0.15		
MW-37	NA	NA	NA	03/23/1993	Unfiltered											
MW-37	38.26	1999.99	05/20/02	05/21/2002	Unfiltered		<0.26		<0.23	<0.19		<0.15	<0.30	2 BJakq	<0.090	<0.28
MW-37	33.49	2007.48	07/10/03	07/23/2003	Unfiltered			<2.5	<0.17	<0.17		<2.6	<0.28	<1.7	<0.56	<0.24
MW-37	38.08	2002.89	06/18/04	06/29/2004	Unfiltered			<2.5	<0.17	<0.17		<2.6	<0.28	<1.7	<0.56	<0.24
MW-37	15.58	2025.39	06/02/05	06/27/2005	Unfiltered			<1.9	<0.21	<0.24		<2.4	<0.29	<2.6	<0.95	<0.30
MW-37	25.02	2015.954	05/31/06	06/07/2006	Unfiltered			<1.9	<0.21	<0.24		<2.4	<0.29	64 Bak	<0.95	<0.30
MW-37	35.84	2005.134	05/29/07	06/14/2007	Unfiltered			<5				<5	<0.2	<0.5		
MW-37	38.72	2002.25	11/08/07	11/08/2007	Unfiltered			<5			1.2 Jq	<5	<0.2	<0.5		
MW-37	24.42	2016.55	05/12/08	05/29/2008	Unfiltered			<5			1.2 Jq	<5	<1	<1		
MW-37	27.38	2013.59	05/11/09	06/11/2009	Unfiltered	<0.00547		<6.9	<0.26	<0.23	0.720 Jq	<4.4	<0.30	<2.6	<2.5	<0.79
MW-38	NA	NA	NA	03/01/1993	Unfiltered											
MW-38	47.09	1980.49	05/20/02	05/21/2002	Unfiltered		<0.26		<0.23	<0.19		<0.15	<0.30	3 BJakq	<0.090	<0.28
MW-39	47.03	2094.51	10/29/92	10/13/1992	Unfiltered											
MW-39	NA	NA	NA	03/12/1993	Unfiltered											
MW-39	5.02	2136.52	06/16/95	06/23/1995	Unfiltered									<2.4		
MW-39	13.38	2128.16	12/04/95	12/15/1995	Unfiltered									<2		
MW-39	13.66	2127.88	04/21/98	04/27/1998	Unfiltered									<0.5		
MW-39	13.24	2128.30	10/13/98	10/16/1998	Unfiltered									<0.5		

Consolidation Data Summary Table - Groundwater
Beaumont Site 1

	Water Level Data					Volatile Organics										
Sample Location	Depth to Water (feet below ground surface)	Groundwater Elevation (feet above mean sea level)	Elevation Date	Sample Date	Filter Status	Styrene -ug/L	Toluene -ug/L	1,1,1,2-Tetrachloroethane -ug/L	1,1,1-Trichloroethane -ug/L	1,1,2-Trichloroethane -ug/L	1,2,3-Trichlorobenzene -ug/L	1,2,4-Trichlorobenzene -ug/L	Trichloroethene -ug/L	1,2,3-Trichloropropane -ug/L	Trichlorofluoromethane -ug/L	1,1,2-Trichloro-1,2,2-Trifluoroethane -ug/L
MW-36	96.45	2106.08	05/20/02	05/21/2002	Unfiltered											
MW-36	96.19	2106.31	05/20/02	05/24/2002	Unfiltered		<1		<1	<1			13			
MW-36	75.88	2129.30	07/10/03	07/24/2003	Unfiltered	<0.14	<0.35	<0.45	<0.46	<0.42	<0.40	<0.28	<0.48	<2.0	<0.27	
MW-36	87.85	2117.33	06/17/04	07/02/2004	Unfiltered	<0.14	<0.35	<0.45	<0.46	<0.42	<0.40	<0.28	13	<0.81	<0.27	<0.70
MW-36	55.81	2149.37	06/01/05	07/01/2005	Unfiltered	<0.29	<0.35	<0.37	<0.32	<0.54	<0.39	<0.35	<0.30	<2.3	<0.36	<0.54
MW-36	75.46	2129.722	05/31/06	06/20/2006	Unfiltered	<0.29	<0.35	<0.37	<0.32	<0.54	<0.39	<0.35	<0.30	<2.3	<0.36	<0.54
MW-36	84.14	2121.042	05/31/07	06/26/2007	Unfiltered	<0.2	<0.2		<0.2	<0.2			<0.2			
MW-36	67.94	2137.24	05/14/08	06/04/2008	Unfiltered	<1	<1		<1	<1			<1			
MW-36	73.42	2131.76	05/08/09	06/08/2009	Unfiltered	<0.30	<0.33	<0.35	<0.45	<0.54	<0.31	<0.49	<0.30	<1.3	<0.31	<0.64
MW-36	63.18	2142.002	05/13/2010	06/14/2010	Unfiltered	<0.22	<0.22		<0.12	<0.31			<0.17	<0.29	<0.16	
MW-37	NA	NA	NA	03/23/1993	Unfiltered				<1				<2			
MW-37	38.26	1999.99	05/20/02	05/21/2002	Unfiltered	<0.12	<0.16	<0.27	<0.33	<0.34	<0.30	<0.37	3 Jq	<0.46	<0.22	
MW-37	33.49	2007.48	07/10/03	07/23/2003	Unfiltered	<0.14	<0.35	<0.45	<0.46	<0.42	<0.40	<0.28	<0.48	<2.0	<0.27	
MW-37	38.08	2002.89	06/18/04	06/29/2004	Unfiltered	<0.14	<0.35	<0.45	<0.46	<0.42	<0.40	<0.28	<0.48	<0.81	<0.27	<0.70
MW-37	15.58	2025.39	06/02/05	06/27/2005	Unfiltered	<0.29	1.5	<0.37	<0.32	<0.54	<0.39	<0.35	<0.30	<2.3	<0.36	<0.54
MW-37	25.02	2015.954	05/31/06	06/07/2006	Unfiltered	<0.29	<0.35	<0.37	<0.32	<0.54	<0.39	<0.35	1.9	<2.3	<0.36	<0.54
MW-37	35.84	2005.134	05/29/07	06/14/2007	Unfiltered	<0.2	<0.2		<0.2	<0.2			3.3			
MW-37	38.72	2002.25	11/08/07	11/08/2007	Unfiltered	<0.2	<0.2		<0.2	<0.2			4.4			
MW-37	24.42	2016.55	05/12/08	05/29/2008	Unfiltered	<1	<1		<1	<1			<1			
MW-37	27.38	2013.59	05/11/09	06/11/2009	Unfiltered	<0.30	<0.33	<0.35	<0.45	<0.54	<0.31	<0.49	1.4	<1.3	<0.31	<0.64
MW-38	NA	NA	NA	03/01/1993	Unfiltered				<3				<2			
MW-38	47.09	1980.49	05/20/02	05/21/2002	Unfiltered	<0.12	<0.16	<0.27	<0.33	<0.34	<0.30	<0.37	<0.18	<0.46	<0.22	
MW-39	47.03	2094.51	10/29/92	10/13/1992	Unfiltered				<60				18			
MW-39	NA	NA	NA	03/12/1993	Unfiltered				5.26				10.1			
MW-39	5.02	2136.52	06/16/95	06/23/1995	Unfiltered				7.7	<0.5			57		<5	
MW-39	13.38	2128.16	12/04/95	12/15/1995	Unfiltered				5.9	<0.5			86		<5	
MW-39	13.66	2127.88	04/21/98	04/27/1998	Unfiltered				4.6	<0.5			125		<0.5	
MW-39	13.24	2128.30	10/13/98	10/16/1998	Unfiltered				4.8	<0.5			122		<0.5	

Consolidation Data Summary Table - Groundwater
Beaumont Site 1

	Water Level Data					Volatile Organics							
Sample Location	Depth to Water (feet below ground surface)	Groundwater Elevation (feet above mean sea level)	Elevation Date	Sample Date	Filter Status	1,2,4-Trimethylbenzene -ug/L	1,3,5-Trimethylbenzene -ug/L	1,1,2,2-Tetrachloroethane -ug/L	Tetrachloroethene (PCE) -ug/L	Vinyl Acetate -ug/L	Vinyl Chloride -ug/L	m,p-Xylenes -ug/L	o-Xylene -ug/L
MW-36	96.45	2106.08	05/20/02	05/21/2002	Unfiltered								
MW-36	96.19	2106.31	05/20/02	05/24/2002	Unfiltered	<1			<1		<1		<0.5
MW-36	75.88	2129.30	07/10/03	07/24/2003	Unfiltered	<0.22	<0.11	<0.19	<0.20	<3.6	<0.35	<0.17	<0.16
MW-36	87.85	2117.33	06/17/04	07/02/2004	Unfiltered	<0.22	<0.11	<0.19	<0.20	<3.6	<0.35	<0.17	<0.16
MW-36	55.81	2149.37	06/01/05	07/01/2005	Unfiltered	<0.26	<0.19	<0.37	<0.29	<3.2	<0.33	<0.38	<0.21
MW-36	75.46	2129.722	05/31/06	06/20/2006	Unfiltered	<0.26	<0.19	<0.37	<0.29	<3.2	<0.33	<0.38	<0.21
MW-36	84.14	2121.042	05/31/07	06/26/2007	Unfiltered			<0.2	<0.2		<0.2	<0.5	<0.2
MW-36	67.94	2137.24	05/14/08	06/04/2008	Unfiltered			<1	<1		<1	<2	<1
MW-36	73.42	2131.76	05/08/09	06/08/2009	Unfiltered	<0.24	<0.23	<0.44	<0.51	<7.1	<0.33	<0.45	<0.24
MW-36	63.18	2142.002	05/13/2010	06/14/2010	Unfiltered			<0.29	<0.17	<0.48	<0.13	<0.36	<0.41
MW-37	NA	NA	NA	03/23/1993	Unfiltered				<3				
MW-37	38.26	1999.99	05/20/02	05/21/2002	Unfiltered	<0.20	<0.15	<0.22	<0.21		<0.44	<0.31	<0.088
MW-37	33.49	2007.48	07/10/03	07/23/2003	Unfiltered	<0.22	<0.11	<0.19	<0.20	<3.6	<0.35	<0.17	<0.16
MW-37	38.08	2002.89	06/18/04	06/29/2004	Unfiltered	<0.22	<0.11	<0.19	<0.20	<3.6	<0.35	<0.17	<0.16
MW-37	15.58	2025.39	06/02/05	06/27/2005	Unfiltered	<0.26	<0.19	<0.37	<0.29	<3.2	<0.33	<0.38	<0.21
MW-37	25.02	2015.954	05/31/06	06/07/2006	Unfiltered	<0.26	<0.19	<0.37	<0.29	<3.2	<0.33	<0.38	<0.21
MW-37	35.84	2005.134	05/29/07	06/14/2007	Unfiltered			<0.2	<0.2		<0.2	<0.5	<0.2
MW-37	38.72	2002.25	11/08/07	11/08/2007	Unfiltered			<0.2	<0.2		<0.2	<0.5	<0.2
MW-37	24.42	2016.55	05/12/08	05/29/2008	Unfiltered			<1	<1		<1	<2	<1
MW-37	27.38	2013.59	05/11/09	06/11/2009	Unfiltered	<0.24	<0.23	<0.44	<0.51	<7.1	<0.33	<0.45	<0.24
MW-38	NA	NA	NA	03/01/1993	Unfiltered				<1				
MW-38	47.09	1980.49	05/20/02	05/21/2002	Unfiltered	<0.20	<0.15	<0.22	<0.21		<0.44	<0.31	<0.088
MW-39	47.03	2094.51	10/29/92	10/13/1992	Unfiltered				<20				
MW-39	NA	NA	NA	03/12/1993	Unfiltered				<1				
MW-39	5.02	2136.52	06/16/95	06/23/1995	Unfiltered			<1	<0.5		<0.5		
MW-39	13.38	2128.16	12/04/95	12/15/1995	Unfiltered			<1	0.7		<0.5		
MW-39	13.66	2127.88	04/21/98	04/27/1998	Unfiltered			<0.5	<0.5		<0.5		
MW-39	13.24	2128.30	10/13/98	10/16/1998	Unfiltered			<0.5	<0.5		<0.5		

Consolidation Data Summary Table - Groundwater
Beaumont Site 1

	Water Level Data					Volatile Organics										
Sample Location	Depth to Water (feet below ground surface)	Groundwater Elevation (feet above mean sea level)	Elevation Date	Sample Date	Filter Status	1,4-Dioxane -ug/L	N-Nitrosodimethylamine -ng/L	Acetone -ug/L	Bromodichloromethane -ug/L	2-Butanone -ug/L	Bromobenzene -ug/L	Bromochloromethane -ug/L	Bromomethane -ug/L	Bromoform -ug/L	n-Butylbenzene -ug/L	sec-Butylbenzene -ug/L
MW-39	19.00	2122.54	04/08/99	04/12/1999	Unfiltered				<0.5				<2	<2		
MW-39	23.66	2117.88	10/25/99	10/29/1999	Unfiltered				<0.5				<2	<2		
MW-39	31.30	2110.24	12/04/00	12/07/2000	Unfiltered				<5				<5	<5		
MW-39	36.66	2104.88	10/29/01	11/08/2001	Unfiltered				<2				<2	<2		
MW-39	39.98	2101.56	05/20/02	05/24/2002	Unfiltered											
MW-39	39.98	2101.56	05/20/02	05/29/2002	Unfiltered	10										
MW-40	NA	NA	NA	03/12/1993	Unfiltered											
MW-40	27.38	2096.31	04/21/98	04/27/1998	Unfiltered				<0.5				<0.5	<0.5		
MW-40	28.82	2094.87	10/13/98	10/16/1998	Unfiltered				<0.5				<0.5	<0.5		
MW-40	29.01	2094.68	04/08/99	04/15/1999	Unfiltered				<0.5				<2	<2		
MW-40	30.48	2093.21	10/25/99	10/26/1999	Unfiltered				<0.5				<2	<2		
MW-40	31.08	2092.61	05/04/00	05/08/2000	Unfiltered				<0.5				<2	<2		
MW-40	34.03	2089.66	12/04/00	12/05/2000	Unfiltered				<1				<1	<1		
MW-40	36.57	2087.12	10/31/01	11/05/2001	Unfiltered				<1				<1	<1		
MW-40	38.17	2085.52	05/20/02	05/22/2002	Unfiltered											
MW-40	38.17	2085.52	05/20/02	05/24/2002	Unfiltered	31 Je										
MW-40	39.96	2086.43	07/10/03	07/25/2003	Unfiltered	24		<3.6	<0.33	<1.7	<0.26	<0.37	<0.90	<0.87	<0.34	<0.11
MW-40	43.82	2082.57	06/18/04	06/30/2004	Unfiltered	22		<3.6	<0.33	<1.7	<0.26	<0.37	<0.90	<0.87	<0.34	<0.11
MW-40	35.02	2091.37	06/01/05	07/01/2005	Unfiltered	18		<6.1	<0.27	<4.2	<0.47	<0.68	<2.9	<0.62	<0.29	<0.21
MW-40	36.44	2089.953	05/30/06	07/06/2006	Unfiltered	20		<6.1	<0.27	<4.2	<0.47	<0.68	<2.9	<0.62	<0.29	<0.21
MW-40	38.34	2088.053	05/30/07	06/20/2007	Unfiltered	17		<5	<0.2	<5			<0.2	<0.3		
MW-40	38.35	2088.04	05/12/08	06/06/2008	Unfiltered	11		13	<1	<5			<1	<1		
MW-40	40.33	2086.06	05/11/09	06/17/2009	Unfiltered	20		<5.0	<0.11	<1.2			<0.48	<0.13		
MW-40	41.33	2085.063	05/14/2010	06/16/2010	Unfiltered	22		<5.0	<0.11	<1.2			<0.48	<0.13		
MW-41	39.93	2091.35	10/29/92	10/07/1992	Unfiltered											
MW-41	NA	NA	NA	03/01/1993	Unfiltered											
MW-41	16.78	2114.50	12/16/94	12/16/1994	Unfiltered				<1				<5	<2		
MW-41	6.10	2125.18	06/16/95	06/22/1995	Unfiltered				<1				<5	<2		

Consolidation Data Summary Table - Groundwater
Beaumont Site 1

	Water Level Data					Volatile Organics									
Sample Location	Depth to Water (feet below ground surface)	Groundwater Elevation (feet above mean sea level)	Elevation Date	Sample Date	Filter Status	tert-Butylbenzene -ug/L	Benzene -ug/L	Carbon Disulfide -ug/L	Chlorobenzene -ug/L	2-Chlorotoluene -ug/L	4-Chlorotoluene -ug/L	Chloroethane -ug/L	Chloromethane -ug/L	Carbon Tetrachloride -ug/L	Chloroform -ug/L
MW-39	19.00	2122.54	04/08/99	04/12/1999	Unfiltered				<0.5			<2	<2	<0.5	<0.5
MW-39	23.66	2117.88	10/25/99	10/29/1999	Unfiltered				<0.5			<2	<2	<0.5	3.6
MW-39	31.30	2110.24	12/04/00	12/07/2000	Unfiltered				<2.5			<5	<5	<2.5	3.6
MW-39	36.66	2104.88	10/29/01	11/08/2001	Unfiltered				<1			<2	<2	<1	3
MW-39	39.98	2101.56	05/20/02	05/24/2002	Unfiltered									<0.5	3.6
MW-39	39.98	2101.56	05/20/02	05/29/2002	Unfiltered										
MW-40	NA	NA	NA	03/12/1993	Unfiltered										
MW-40	27.38	2096.31	04/21/98	04/27/1998	Unfiltered				<0.5			<0.5	<0.5	<0.5	<0.5
MW-40	28.82	2094.87	10/13/98	10/16/1998	Unfiltered				<0.5			<0.5	<0.5	<0.5	<0.5
MW-40	29.01	2094.68	04/08/99	04/15/1999	Unfiltered				<0.5			<2	<2	<0.5	<0.5
MW-40	30.48	2093.21	10/25/99	10/26/1999	Unfiltered				<0.5			<2	<2	<0.5	<0.5
MW-40	31.08	2092.61	05/04/00	05/08/2000	Unfiltered				<0.5			<2	<2	<0.5	<0.5
MW-40	34.03	2089.66	12/04/00	12/05/2000	Unfiltered				<0.5			<1	<1	<0.5	<1
MW-40	36.57	2087.12	10/31/01	11/05/2001	Unfiltered				<0.5			<1	<1	<0.5	<1
MW-40	38.17	2085.52	05/20/02	05/22/2002	Unfiltered									<0.5	<1
MW-40	38.17	2085.52	05/20/02	05/24/2002	Unfiltered										
MW-40	39.96	2086.43	07/10/03	07/25/2003	Unfiltered	<0.23	<0.29	<0.28	<0.19	<0.67	<0.16	<0.46	<0.43	<0.40	<0.45
MW-40	43.82	2082.57	06/18/04	06/30/2004	Unfiltered	<0.23	<0.29	<0.28	<0.19	<0.67	<0.16	<0.46	<0.43	<0.40	<0.45
MW-40	35.02	2091.37	06/01/05	07/01/2005	Unfiltered	<0.17	<0.26	<1.0	<0.36	<0.24	<0.30	<0.52	<1.8	<0.42	<0.22
MW-40	36.44	2089.953	05/30/06	07/06/2006	Unfiltered	<0.17	<0.26	<1.0	<0.36	<0.24	<0.30	<0.52	<1.8	<0.42	0.69 BJkq
MW-40	38.34	2088.053	05/30/07	06/20/2007	Unfiltered		<0.2	<0.2	<0.2			<0.2	<0.2	<0.2	0.63 Jq
MW-40	38.35	2088.04	05/12/08	06/06/2008	Unfiltered		<1	<1	<1			<1	<1	<1	<1
MW-40	40.33	2086.06	05/11/09	06/17/2009	Unfiltered		<0.14	<0.36	<0.23			<0.35	<0.36	<0.15	0.85
MW-40	41.33	2085.063	05/14/2010	06/16/2010	Unfiltered		<0.14	<0.36	<0.23			<0.35	<0.36	<0.15	0.88
MW-41	39.93	2091.35	10/29/92	10/07/1992	Unfiltered										
MW-41	NA	NA	NA	03/01/1993	Unfiltered										
MW-41	16.78	2114.50	12/16/94	12/16/1994	Unfiltered				<2			<2	<2	1.5	3.4
MW-41	6.10	2125.18	06/16/95	06/22/1995	Unfiltered				<2			<2	<2	2.9	2.8

Consolidation Data Summary Table - Groundwater
Beaumont Site 1

	Water Level Data					Volatile Organics									
Sample Location	Depth to Water (feet below ground surface)	Groundwater Elevation (feet above mean sea level)	Elevation Date	Sample Date	Filter Status	Dibromochloromethane -ug/L	1,2-Dibromo-3-Chloropropane -ug/L	Dibromomethane -ug/L	1,1-Dichloroethane -ug/L	1,2-Dichloroethane -ug/L	1,2-Dichlorobenzene -ug/L	1,3-Dichlorobenzene -ug/L	1,4-Dichlorobenzene -ug/L	1,1-Dichloroethene -ug/L	cis-1,2-Dichloroethene -ug/L
MW-39	19.00	2122.54	04/08/99	04/12/1999	Unfiltered	<0.5			1.1	<0.5	<1	<1	<1	93	<0.5
MW-39	23.66	2117.88	10/25/99	10/29/1999	Unfiltered	<0.5			1.8	0.6	<1	<1	<1	98	<0.5
MW-39	31.30	2110.24	12/04/00	12/07/2000	Unfiltered	<5			<2.5	<2.5	<2.5	<2.5	<2.5	120	<2.5
MW-39	36.66	2104.88	10/29/01	11/08/2001	Unfiltered	<2			<1.6	<1	<1	<1	<1	70	<1
MW-39	39.98	2101.56	05/20/02	05/24/2002	Unfiltered				2	0.51				86	<1
MW-39	39.98	2101.56	05/20/02	05/29/2002	Unfiltered										
MW-40	NA	NA	NA	03/12/1993	Unfiltered					<1				42.8	
MW-40	27.38	2096.31	04/21/98	04/27/1998	Unfiltered	<0.5			4.4	<0.5	<0.5	<0.5	<0.5	17.6	
MW-40	28.82	2094.87	10/13/98	10/16/1998	Unfiltered	<0.5			<0.5	<0.5	<0.5	<0.5	<0.5	18.4	
MW-40	29.01	2094.68	04/08/99	04/15/1999	Unfiltered	<0.5			<0.5	<0.5	<1	<1	<1	<20	<0.5
MW-40	30.48	2093.21	10/25/99	10/26/1999	Unfiltered	<0.5			0.7	<0.5	<1	<1	<1	11	<0.5
MW-40	31.08	2092.61	05/04/00	05/08/2000	Unfiltered	<0.5			0.8	<0.5	<1	<1	<1	15	<0.5
MW-40	34.03	2089.66	12/04/00	12/05/2000	Unfiltered	<1			1.1	<0.5	<0.5	<0.5	<0.5	23	<0.5
MW-40	36.57	2087.12	10/31/01	11/05/2001	Unfiltered	<1			0.9	0.6	<0.5	<0.5	<0.5	16	<0.5
MW-40	38.17	2085.52	05/20/02	05/22/2002	Unfiltered				1.2	<0.5				14	<1
MW-40	38.17	2085.52	05/20/02	05/24/2002	Unfiltered										
MW-40	39.96	2086.43	07/10/03	07/25/2003	Unfiltered	<0.29	<2.6	<0.46	<0.40	<0.35	<0.29	<0.27	<0.28	20	<0.56
MW-40	43.82	2082.57	06/18/04	06/30/2004	Unfiltered	<0.29	<2.6	<0.46	1.1	<0.35	<0.29	<0.27	<0.28	17	<0.56
MW-40	35.02	2091.37	06/01/05	07/01/2005	Unfiltered	<0.45	<2.5	<0.42	<0.53	<0.22	<0.24	<0.38	<0.30	12	<0.35
MW-40	36.44	2089.953	05/30/06	07/06/2006	Unfiltered	<0.45	<2.5	<0.42	0.88 Jq	<0.22	<0.24	<0.38	<0.30	7.1	<0.35
MW-40	38.34	2088.053	05/30/07	06/20/2007	Unfiltered	<0.2			0.89 Jq	0.22 Jq				16	0.45 Jq
MW-40	38.35	2088.04	05/12/08	06/06/2008	Unfiltered	<1			1.1 Jq	<1				21	<1
MW-40	40.33	2086.06	05/11/09	06/17/2009	Unfiltered	<0.37			1.2	<0.21	<0.20	<0.15	<0.072	24	0.94
MW-40	41.33	2085.063	05/14/2010	06/16/2010	Unfiltered	<0.37			1.1	0.23 Jq	<0.20	<0.15	<0.072	21	0.76
MW-41	39.93	2091.35	10/29/92	10/07/1992	Unfiltered					<32				480	
MW-41	NA	NA	NA	03/01/1993	Unfiltered					<10				326	
MW-41	16.78	2114.50	12/16/94	12/16/1994	Unfiltered	<1			2.5	0.69 E	<3	<2	<2	250 E	<1
MW-41	6.10	2125.18	06/16/95	06/22/1995	Unfiltered	<1			2.6	1.3 E	<3	<2	<2	120	<1

Consolidation Data Summary Table - Groundwater
Beaumont Site 1

	Water Level Data					Volatile Organics										
Sample Location	Depth to Water (feet below ground surface)	Groundwater Elevation (feet above mean sea level)	Elevation Date	Sample Date	Filter Status	trans-1,2-Dichloroethene -ug/L	1,1-Dichloropropene -ug/L	cis-1,3-Dichloropropene -ug/L	trans-1,3-Dichloropropene -ug/L	1,2-Dichloropropane -ug/L	1,3-Dichloropropane -ug/L	2,2-Dichloropropane -ug/L	1,2-Dibromoethane -ug/L	Dichlorodifluoromethane -ug/L	Ethylbenzene -ug/L	Ethene -ug/L
MW-39	19.00	2122.54	04/08/99	04/12/1999	Unfiltered	<0.5		<0.5	<0.5	<0.5				<2		
MW-39	23.66	2117.88	10/25/99	10/29/1999	Unfiltered	<0.5		<0.5	<0.5	<0.5				<2		
MW-39	31.30	2110.24	12/04/00	12/07/2000	Unfiltered	<2.5		<2.5	<2.5	<2.5				<5		
MW-39	36.66	2104.88	10/29/01	11/08/2001	Unfiltered	<1		<1	<1	<1				<2		
MW-39	39.98	2101.56	05/20/02	05/24/2002	Unfiltered	<1										
MW-39	39.98	2101.56	05/20/02	05/29/2002	Unfiltered											
MW-40	NA	NA	NA	03/12/1993	Unfiltered											
MW-40	27.38	2096.31	04/21/98	04/27/1998	Unfiltered	<0.5		<0.5	<0.5	<0.5				<0.5		
MW-40	28.82	2094.87	10/13/98	10/16/1998	Unfiltered	<0.5		<0.5	<0.5	<0.5				<0.5		
MW-40	29.01	2094.68	04/08/99	04/15/1999	Unfiltered	<0.5		<0.5	<0.5	<0.5				<2		
MW-40	30.48	2093.21	10/25/99	10/26/1999	Unfiltered	<0.5		<0.5	<0.5	<0.5				<2		
MW-40	31.08	2092.61	05/04/00	05/08/2000	Unfiltered	<0.5		<0.5	<0.5	<0.5				<2		
MW-40	34.03	2089.66	12/04/00	12/05/2000	Unfiltered	<0.5		<0.5	<0.5	<0.5				<1		
MW-40	36.57	2087.12	10/31/01	11/05/2001	Unfiltered	<0.5		<0.5	<0.5	<0.5				<1		
MW-40	38.17	2085.52	05/20/02	05/22/2002	Unfiltered	<1										
MW-40	38.17	2085.52	05/20/02	05/24/2002	Unfiltered											
MW-40	39.96	2086.43	07/10/03	07/25/2003	Unfiltered	<0.60	<0.55	<0.44	<0.30	<0.40	<0.35	<0.39	<0.51	<0.47	<0.19	
MW-40	43.82	2082.57	06/18/04	06/30/2004	Unfiltered	<0.60	<0.55	<0.44	<0.30	<0.40	<0.35	<0.39	<0.51	<0.47	<0.19	
MW-40	35.02	2091.37	06/01/05	07/01/2005	Unfiltered	<0.29	<0.21	<0.45	<0.31	<0.28	<0.30	<0.40	<0.81	<0.27	<0.17	
MW-40	36.44	2089.953	05/30/06	07/06/2006	Unfiltered	<0.29	<0.21	<0.45	<0.31	<0.28	<0.30	<0.40	<0.81	<0.27	<0.17	
MW-40	38.34	2088.053	05/30/07	06/20/2007	Unfiltered	<0.2		<0.2	<0.2	<0.2					<0.2	
MW-40	38.35	2088.04	05/12/08	06/06/2008	Unfiltered	<1		<1	<1	<1					<1	
MW-40	40.33	2086.06	05/11/09	06/17/2009	Unfiltered	<0.10		<0.30	<0.24	<0.19					<0.26	
MW-40	41.33	2085.063	05/14/2010	06/16/2010	Unfiltered	<0.10		<0.30	<0.24	<0.19					<0.26	<0.02
MW-41	39.93	2091.35	10/29/92	10/07/1992	Unfiltered											
MW-41	NA	NA	NA	03/01/1993	Unfiltered											
MW-41	16.78	2114.50	12/16/94	12/16/1994	Unfiltered	<1		<0.5	<0.5	<1				<5		
MW-41	6.10	2125.18	06/16/95	06/22/1995	Unfiltered	<1		<0.5	<0.5	<1				<5		

Consolidation Data Summary Table - Groundwater
Beaumont Site 1

	Water Level Data					Volatile Organics										
Sample Location	Depth to Water (feet below ground surface)	Groundwater Elevation (feet above mean sea level)	Elevation Date	Sample Date	Filter Status	Ethane -ug/L	Hexachlorobutadiene -ug/L	2-Hexanone -ug/L	p-Isopropyltoluene -ug/L	Isopropylbenzene -ug/L	Methane -ug/L	4-Methyl-2-Pentanone -ug/L	Methyl tert-butyl ether (MTBE) -ug/L	Methylene Chloride -ug/L	Naphthalene -ug/L	n-Propylbenzene -ug/L
MW-39	19.00	2122.54	04/08/99	04/12/1999	Unfiltered									<2		
MW-39	23.66	2117.88	10/25/99	10/29/1999	Unfiltered									<2		
MW-39	31.30	2110.24	12/04/00	12/07/2000	Unfiltered									<10		
MW-39	36.66	2104.88	10/29/01	11/08/2001	Unfiltered									<4		
MW-39	39.98	2101.56	05/20/02	05/24/2002	Unfiltered									<0.5		
MW-39	39.98	2101.56	05/20/02	05/29/2002	Unfiltered											
MW-40	NA	NA	NA	03/12/1993	Unfiltered											
MW-40	27.38	2096.31	04/21/98	04/27/1998	Unfiltered									<0.5		
MW-40	28.82	2094.87	10/13/98	10/16/1998	Unfiltered									<0.5		
MW-40	29.01	2094.68	04/08/99	04/15/1999	Unfiltered									<2		
MW-40	30.48	2093.21	10/25/99	10/26/1999	Unfiltered									<2		
MW-40	31.08	2092.61	05/04/00	05/08/2000	Unfiltered									<2		
MW-40	34.03	2089.66	12/04/00	12/05/2000	Unfiltered									<2		
MW-40	36.57	2087.12	10/31/01	11/05/2001	Unfiltered									<2		
MW-40	38.17	2085.52	05/20/02	05/22/2002	Unfiltered									<0.5		
MW-40	38.17	2085.52	05/20/02	05/24/2002	Unfiltered											
MW-40	39.96	2086.43	07/10/03	07/25/2003	Unfiltered			<2.5	<0.17	<0.17		<2.6	<0.28	<1.7	<0.56	<0.24
MW-40	43.82	2082.57	06/18/04	06/30/2004	Unfiltered			<2.5	<0.17	<0.17		<2.6	<0.28	<1.7	<0.56	<0.24
MW-40	35.02	2091.37	06/01/05	07/01/2005	Unfiltered			<1.9	<0.21	<0.24		<2.4	<0.29	<2.6	<0.95	<0.30
MW-40	36.44	2089.953	05/30/06	07/06/2006	Unfiltered			<1.9	<0.21	<0.24		<2.4	<0.29	<2.6	<0.95	<0.30
MW-40	38.34	2088.053	05/30/07	06/20/2007	Unfiltered			<5				<5	<0.2	<0.5		
MW-40	38.35	2088.04	05/12/08	06/06/2008	Unfiltered			<5				<5	<1	1.4 BJakq		
MW-40	40.33	2086.06	05/11/09	06/17/2009	Unfiltered			<1.2				<0.95	<0.29	<0.15		
MW-40	41.33	2085.063	05/14/2010	06/16/2010	Unfiltered	<0.01		<1.2			0.06 Jq	<0.95	<0.29	<0.15		
MW-41	39.93	2091.35	10/29/92	10/07/1992	Unfiltered											
MW-41	NA	NA	NA	03/01/1993	Unfiltered											
MW-41	16.78	2114.50	12/16/94	12/16/1994	Unfiltered									<2		
MW-41	6.10	2125.18	06/16/95	06/22/1995	Unfiltered									<2		

Consolidation Data Summary Table - Groundwater
Beaumont Site 1

	Water Level Data						Volatile Organics									
Sample Location	Depth to Water (feet below ground surface)	Groundwater Elevation (feet above mean sea level)	Elevation Date	Sample Date	Filter Status	Styrene -ug/L	Toluene -ug/L	1,1,1,2-Tetrachloroethane -ug/L	1,1,1-Trichloroethane -ug/L	1,1,2-Trichloroethane -ug/L	1,2,3-Trichlorobenzene -ug/L	1,2,4-Trichlorobenzene -ug/L	Trichloroethene -ug/L	1,2,3-Trichloropropane -ug/L	Trichlorofluoromethane -ug/L	1,1,2-Trichloro-1,2,2-Trifluoroethane -ug/L
MW-39	19.00	2122.54	04/08/99	04/12/1999	Unfiltered				4	<0.5			98		<2	
MW-39	23.66	2117.88	10/25/99	10/29/1999	Unfiltered				2	<0.5			100		<2	
MW-39	31.30	2110.24	12/04/00	12/07/2000	Unfiltered				<2.5	<2.5			100		<5	<10
MW-39	36.66	2104.88	10/29/01	11/08/2001	Unfiltered				<1	<1			80		<2	<4
MW-39	39.98	2101.56	05/20/02	05/24/2002	Unfiltered		<1		1.1	<1			93			
MW-39	39.98	2101.56	05/20/02	05/29/2002	Unfiltered											
MW-40	NA	NA	NA	03/12/1993	Unfiltered				<3				8.89			
MW-40	27.38	2096.31	04/21/98	04/27/1998	Unfiltered				<0.5	<0.5			24.9		<0.5	
MW-40	28.82	2094.87	10/13/98	10/16/1998	Unfiltered				<0.5	<0.5			17.5		<0.5	
MW-40	29.01	2094.68	04/08/99	04/15/1999	Unfiltered				<1	<0.5			23		<2	
MW-40	30.48	2093.21	10/25/99	10/26/1999	Unfiltered				<1	<0.5			17		<2	
MW-40	31.08	2092.61	05/04/00	05/08/2000	Unfiltered				<1	<0.5			19		<2	<5
MW-40	34.03	2089.66	12/04/00	12/05/2000	Unfiltered				0.6	<0.5			24		<1	<2
MW-40	36.57	2087.12	10/31/01	11/05/2001	Unfiltered				<0.5	<0.5			26		<1	<2
MW-40	38.17	2085.52	05/20/02	05/22/2002	Unfiltered		<1		<1	<1			32			
MW-40	38.17	2085.52	05/20/02	05/24/2002	Unfiltered											
MW-40	39.96	2086.43	07/10/03	07/25/2003	Unfiltered	<0.14	<0.35	<0.45	<0.46	<0.42	<0.40	<0.28	25	<2.0	<0.27	
MW-40	43.82	2082.57	06/18/04	06/30/2004	Unfiltered	<0.14	<0.35	<0.45	<0.46	<0.42	<0.40	<0.28	21	<0.81	<0.27	<0.70
MW-40	35.02	2091.37	06/01/05	07/01/2005	Unfiltered	<0.29	<0.35	<0.37	<0.32	<0.54	<0.39	<0.35	16	<2.3	<0.36	<0.54
MW-40	36.44	2089.953	05/30/06	07/06/2006	Unfiltered	<0.29	<0.35	<0.37	<0.32	<0.54	<0.39	<0.35	14	<2.3	<0.36	<0.54
MW-40	38.34	2088.053	05/30/07	06/20/2007	Unfiltered	<0.2	<0.2		<0.2	<0.2			29			
MW-40	38.35	2088.04	05/12/08	06/06/2008	Unfiltered	<1	<1		<1	<1			38			
MW-40	40.33	2086.06	05/11/09	06/17/2009	Unfiltered	<0.22	<0.22		<0.12	<0.31			43		<0.16	
MW-40	41.33	2085.063	05/14/2010	06/16/2010	Unfiltered	<0.22	<0.22		<0.12	<0.31			38	<0.29	<0.16	
MW-41	39.93	2091.35	10/29/92	10/07/1992	Unfiltered				30				180			
MW-41	NA	NA	NA	03/01/1993	Unfiltered				<30				65.8			
MW-41	16.78	2114.50	12/16/94	12/16/1994	Unfiltered				8.2	<0.5			300 E		<5	
MW-41	6.10	2125.18	06/16/95	06/22/1995	Unfiltered				8.1	<0.5			120		<5	

Consolidation Data Summary Table - Groundwater
Beaumont Site 1

	Water Level Data					Volatile Organics							
Sample Location	Depth to Water (feet below ground surface)	Groundwater Elevation (feet above mean sea level)	Elevation Date	Sample Date	Filter Status	1,2,4-Trimethylbenzene -ug/L	1,3,5-Trimethylbenzene -ug/L	1,1,2,2-Tetrachloroethane -ug/L	Tetrachloroethene (PCE) -ug/L	Vinyl Acetate -ug/L	Vinyl Chloride -ug/L	m,p-Xylenes -ug/L	o-Xylene -ug/L
MW-39	19.00	2122.54	04/08/99	04/12/1999	Unfiltered			<0.5	<0.5		<0.5		
MW-39	23.66	2117.88	10/25/99	10/29/1999	Unfiltered			<0.5	<0.5		<0.5		
MW-39	31.30	2110.24	12/04/00	12/07/2000	Unfiltered			<2.5	<2.5		<2.5		
MW-39	36.66	2104.88	10/29/01	11/08/2001	Unfiltered			<1	<1		<1		
MW-39	39.98	2101.56	05/20/02	05/24/2002	Unfiltered	<1			<1		<1		<0.5
MW-39	39.98	2101.56	05/20/02	05/29/2002	Unfiltered								
MW-40	NA	NA	NA	03/12/1993	Unfiltered				<1				
MW-40	27.38	2096.31	04/21/98	04/27/1998	Unfiltered			<0.5	<0.5		<0.5		
MW-40	28.82	2094.87	10/13/98	10/16/1998	Unfiltered			<0.5	<0.5		<0.5		
MW-40	29.01	2094.68	04/08/99	04/15/1999	Unfiltered			<0.5	<0.5		<0.5		
MW-40	30.48	2093.21	10/25/99	10/26/1999	Unfiltered			<0.5	0.6		<0.5		
MW-40	31.08	2092.61	05/04/00	05/08/2000	Unfiltered			<0.5	<0.5		<0.5		
MW-40	34.03	2089.66	12/04/00	12/05/2000	Unfiltered			<0.5	<0.5		<0.5		
MW-40	36.57	2087.12	10/31/01	11/05/2001	Unfiltered			<0.5	<0.5		<0.5		
MW-40	38.17	2085.52	05/20/02	05/22/2002	Unfiltered	<1			<1		<1		<0.5
MW-40	38.17	2085.52	05/20/02	05/24/2002	Unfiltered								
MW-40	39.96	2086.43	07/10/03	07/25/2003	Unfiltered	<0.22	<0.11	<0.19	<0.20	<3.6	<0.35	<0.17	<0.16
MW-40	43.82	2082.57	06/18/04	06/30/2004	Unfiltered	<0.22	<0.11	<0.19	<0.20	<3.6	<0.35	<0.17	<0.16
MW-40	35.02	2091.37	06/01/05	07/01/2005	Unfiltered	<0.26	<0.19	<0.37	<0.29	<3.2	<0.33	<0.38	<0.21
MW-40	36.44	2089.953	05/30/06	07/06/2006	Unfiltered	<0.26	<0.19	<0.37	<0.29	<3.2	<0.33	<0.38	<0.21
MW-40	38.34	2088.053	05/30/07	06/20/2007	Unfiltered			<0.2	<0.2		<0.2	<0.5	0.26 BJkq
MW-40	38.35	2088.04	05/12/08	06/06/2008	Unfiltered			<1	<1		<1	<2	<1
MW-40	40.33	2086.06	05/11/09	06/17/2009	Unfiltered			<0.29	<0.17	<0.48	<0.13	<0.36	<0.41
MW-40	41.33	2085.063	05/14/2010	06/16/2010	Unfiltered			<0.29	<0.17	<0.48	<0.13	<0.36	<0.41
MW-41	39.93	2091.35	10/29/92	10/07/1992	Unfiltered				<60				
MW-41	NA	NA	NA	03/01/1993	Unfiltered				<10				
MW-41	16.78	2114.50	12/16/94	12/16/1994	Unfiltered			<1	<0.5		<0.5		
MW-41	6.10	2125.18	06/16/95	06/22/1995	Unfiltered			<1	<0.5		<0.5		

Consolidation Data Summary Table - Groundwater
Beaumont Site 1

	Water Level Data					Volatile Organics										
Sample Location	Depth to Water (feet below ground surface)	Groundwater Elevation (feet above mean sea level)	Elevation Date	Sample Date	Filter Status	1,4-Dioxane -ug/L	N-Nitrosodimethylamine -ng/L	Acetone -ug/L	Bromodichloromethane -ug/L	2-Butanone -ug/L	Bromobenzene -ug/L	Bromochloromethane -ug/L	Bromomethane -ug/L	Bromoform -ug/L	n-Butylbenzene -ug/L	sec-Butylbenzene -ug/L
MW-41	12.70	2118.58	04/19/96	04/27/1996	Unfiltered				<2				<2	<2		
MW-41	16.36	2114.92	10/21/96	10/22/1996	Unfiltered				1				<0.5	<1		
MW-41	18.15	2113.13	04/14/97	04/21/1997	Unfiltered				<0.5				<0.5	<1		
MW-41	21.22	2110.06	10/20/97	10/28/1997	Unfiltered				<0.5				<0.5	<1		
MW-41	15.62	2115.66	04/21/98	04/28/1998	Unfiltered				<0.5				<0.5	<0.5		
MW-41	11.56	2119.72	10/13/98	10/17/1998	Unfiltered				<0.5				<0.5	<0.5		
MW-41	14.03	2117.25	04/08/99	04/14/1999	Unfiltered				<0.5				<2	<2		
MW-41	17.64	2113.64	10/25/99	10/27/1999	Unfiltered				<0.5				<2	<2		
MW-41	20.93	2110.35	05/04/00	05/08/2000	Unfiltered				<1				<4	<4		
MW-41	24.15	2107.13	12/04/00	12/06/2000	Unfiltered				<5				<5	<5		
MW-41	28.60	2102.68	10/29/01	11/06/2001	Unfiltered				<2				<2	<2		
MW-41	31.30	2099.98	05/20/02	05/22/2002	Unfiltered											
MW-42	13.38	2076.48	10/29/92	10/14/1992	Unfiltered											
MW-42	NA	NA	NA	03/23/1993	Unfiltered											
MW-42	0.96	2088.90	12/04/95	12/15/1995	Unfiltered				<1				<5	<2		
MW-42	0.40	2089.46	04/21/98	04/27/1998	Unfiltered				<0.5				<0.5	<0.5		
MW-42	1.50	2088.36	10/13/98	10/16/1998	Unfiltered				<0.5				<0.5	<0.5		
MW-42	0.00	2089.86	04/06/99	04/15/1999	Unfiltered				<0.5				<2	<2		
MW-42	3.44	2086.42	10/25/99	10/27/1999	Unfiltered				<0.5				<2	<2		
MW-42	3.11	2086.75	05/04/00	05/08/2000	Unfiltered				<2.5				<10	<10		
MW-42	5.45	2084.41	12/04/00	12/06/2000	Unfiltered				<5				<5	<5		
MW-42	7.74	2082.12	10/31/01	11/06/2001	Unfiltered				<2				<2	<2		
MW-42	8.05	2081.81	05/20/02	05/22/2002	Unfiltered											
MW-42	8.05	2081.81	05/20/02	05/28/2002	Unfiltered	34										
MW-42	9.60	2082.95	07/11/03	07/30/2003	Unfiltered	33		<3.6	<0.33	<1.7	<0.26	<0.37	<0.90	<0.87	<0.34	<0.11
MW-42	12.20	2080.35	06/17/04	07/01/2004	Unfiltered	34		<3.6	<0.33	<1.7	<0.26	<0.37	<0.90	<0.87	<0.34	<0.11
MW-42	5.22	2087.33	06/01/05	06/28/2005	Unfiltered	34		<6.1	<0.27	<4.2	<0.47	<0.68	<2.9	<0.62	<0.29	<0.21
MW-42	6.46	2086.09	05/30/06	06/09/2006	Unfiltered	32		<6.1	<0.27	<4.2	<0.47	<0.68	<2.9	<0.62	<0.29	<0.21

Consolidation Data Summary Table - Groundwater
Beaumont Site 1

	Water Level Data					Volatile Organics									
Sample Location	Depth to Water (feet below ground surface)	Groundwater Elevation (feet above mean sea level)	Elevation Date	Sample Date	Filter Status	tert-Butylbenzene -ug/L	Benzene -ug/L	Carbon Disulfide -ug/L	Chlorobenzene -ug/L	2-Chlorotoluene -ug/L	4-Chlorotoluene -ug/L	Chloroethane -ug/L	Chloromethane -ug/L	Carbon Tetrachloride -ug/L	Chloroform -ug/L
MW-41	12.70	2118.58	04/19/96	04/27/1996	Unfiltered				<2			<2	<2	<2	<2.8
MW-41	16.36	2114.92	10/21/96	10/22/1996	Unfiltered				1			<1	<1	<0.5	3.75
MW-41	18.15	2113.13	04/14/97	04/21/1997	Unfiltered				<0.5			<1	<1	1.2	1.9
MW-41	21.22	2110.06	10/20/97	10/28/1997	Unfiltered				<0.5			<1	<1	1.6	2.7
MW-41	15.62	2115.66	04/21/98	04/28/1998	Unfiltered				<0.5			<0.5	<0.5	5.1	5.9
MW-41	11.56	2119.72	10/13/98	10/17/1998	Unfiltered				<0.5			<0.5	<0.5	4.9	7.4
MW-41	14.03	2117.25	04/08/99	04/14/1999	Unfiltered				<0.5			<2	<2	<0.5	4.9
MW-41	17.64	2113.64	10/25/99	10/27/1999	Unfiltered				<0.5			<2	<2	0.9	4.1
MW-41	20.93	2110.35	05/04/00	05/08/2000	Unfiltered				<1			<4	<4	<1	5.2
MW-41	24.15	2107.13	12/04/00	12/06/2000	Unfiltered				<2.5			<5	<5	<2.5	4
MW-41	28.60	2102.68	10/29/01	11/06/2001	Unfiltered				<1			<2	<2	<1	3
MW-41	31.30	2099.98	05/20/02	05/22/2002	Unfiltered									0.57	3.2
MW-42	13.38	2076.48	10/29/92	10/14/1992	Unfiltered										
MW-42	NA	NA	NA	03/23/1993	Unfiltered										
MW-42	0.96	2088.90	12/04/95	12/15/1995	Unfiltered				<2			<2	<2	<0.5	<1
MW-42	0.40	2089.46	04/21/98	04/27/1998	Unfiltered				<0.5			<0.5	<0.5	<0.5	<0.5
MW-42	1.50	2088.36	10/13/98	10/16/1998	Unfiltered				<0.5			<0.5	<0.5	<0.5	<0.5
MW-42	0.00	2089.86	04/06/99	04/15/1999	Unfiltered				<0.5			<2	<2	<0.5	<0.5
MW-42	3.44	2086.42	10/25/99	10/27/1999	Unfiltered				<0.5			<2	<2	<0.5	<0.5
MW-42	3.11	2086.75	05/04/00	05/08/2000	Unfiltered				<2.5			<10	<10	<2.5	<2.5
MW-42	5.45	2084.41	12/04/00	12/06/2000	Unfiltered				<2.5			<5	<5	<2.5	<5
MW-42	7.74	2082.12	10/31/01	11/06/2001	Unfiltered				<1			<2	<2	<1	<2
MW-42	8.05	2081.81	05/20/02	05/22/2002	Unfiltered									1.2	<1
MW-42	8.05	2081.81	05/20/02	05/28/2002	Unfiltered										
MW-42	9.60	2082.95	07/11/03	07/30/2003	Unfiltered	<0.23	<0.29	<0.28	<0.19	<0.67	<0.16	<0.46	<0.43	<0.40	<0.45
MW-42	12.20	2080.35	06/17/04	07/01/2004	Unfiltered	<0.23	<0.29	<0.28	<0.19	<0.67	<0.16	<0.46	<0.43	<0.40	<0.45
MW-42	5.22	2087.33	06/01/05	06/28/2005	Unfiltered	<0.17	<0.26	<1.0	<0.36	<0.24	<0.30	<0.52	<1.8	<0.42	<0.22
MW-42	6.46	2086.09	05/30/06	06/09/2006	Unfiltered	<0.17	<0.26	<1.0	<0.36	<0.24	<0.30	<0.52	<1.8	<0.42	<0.22

Consolidation Data Summary Table - Groundwater
Beaumont Site 1

	Water Level Data					Volatile Organics									
Sample Location	Depth to Water (feet below ground surface)	Groundwater Elevation (feet above mean sea level)	Elevation Date	Sample Date	Filter Status	Dibromochloromethane -ug/L	1,2-Dibromo-3-Chloropropane -ug/L	Dibromomethane -ug/L	1,1-Dichloroethane -ug/L	1,2-Dichloroethane -ug/L	1,2-Dichlorobenzene -ug/L	1,3-Dichlorobenzene -ug/L	1,4-Dichlorobenzene -ug/L	1,1-Dichloroethene -ug/L	cis-1,2-Dichloroethene -ug/L
MW-41	12.70	2118.58	04/19/96	04/27/1996	Unfiltered	<2			<2	<2	<2	<2	<2	110	<2
MW-41	16.36	2114.92	10/21/96	10/22/1996	Unfiltered	<0.5			0.7	137	<0.5	<0.5	<0.5	104	
MW-41	18.15	2113.13	04/14/97	04/21/1997	Unfiltered	<0.5			0.9	<0.5	<0.5	<0.5	<0.5	73.3	
MW-41	21.22	2110.06	10/20/97	10/28/1997	Unfiltered	<0.5			1.9	<0.5	<0.5	<0.5	<0.5	121	
MW-41	15.62	2115.66	04/21/98	04/28/1998	Unfiltered	<0.5			6.3	<0.5	<0.5	<0.5	<0.5	134	
MW-41	11.56	2119.72	10/13/98	10/17/1998	Unfiltered	<0.5			5.6	<0.5	<0.5	<0.5	<0.5	179	
MW-41	14.03	2117.25	04/08/99	04/14/1999	Unfiltered	<0.5			2.2	<0.5	<1	<1	<1	97	<0.5
MW-41	17.64	2113.64	10/25/99	10/27/1999	Unfiltered	<0.5			2.4	<0.5	<1	<1	<1	98	<0.5
MW-41	20.93	2110.35	05/04/00	05/08/2000	Unfiltered	<1			3.2	<1	<2	<2	<2	160	<1
MW-41	24.15	2107.13	12/04/00	12/06/2000	Unfiltered	<5			2.8	<2.5	<2.5	<2.5	<2.5	130	<2.5
MW-41	28.60	2102.68	10/29/01	11/06/2001	Unfiltered	<2			<1.9	<1	<1	<1	<1	<1	<1
MW-41	31.30	2099.98	05/20/02	05/22/2002	Unfiltered				2.3	<0.5				52	<1
MW-42	13.38	2076.48	10/29/92	10/14/1992	Unfiltered					<100				850	
MW-42	NA	NA	NA	03/23/1993	Unfiltered					<16				520.7	
MW-42	0.96	2088.90	12/04/95	12/15/1995	Unfiltered	<1			6.4	1.4	<3	<2	<2	86	<1
MW-42	0.40	2089.46	04/21/98	04/27/1998	Unfiltered	<0.5			9.1	<0.5	<0.5	<0.5	<0.5	117	
MW-42	1.50	2088.36	10/13/98	10/16/1998	Unfiltered	<0.5			7.3	<0.5	<0.5	<0.5	<0.5	126	
MW-42	0.00	2089.86	04/06/99	04/15/1999	Unfiltered	<0.5			<0.5	<0.5	<1	<1	<1	94	<0.5
MW-42	3.44	2086.42	10/25/99	10/27/1999	Unfiltered	<0.5			4.8	1.4	<1	<1	<1	96	0.8
MW-42	3.11	2086.75	05/04/00	05/08/2000	Unfiltered	<2.5			4.6	<2.5	<5	<5	<5	70	<2.5
MW-42	5.45	2084.41	12/04/00	12/06/2000	Unfiltered	<5			7.4	<2.5	<2.5	<2.5	<2.5	130	<2.5
MW-42	7.74	2082.12	10/31/01	11/06/2001	Unfiltered	<2			4.6	<1.2	<1	<1	<1	86	<1
MW-42	8.05	2081.81	05/20/02	05/22/2002	Unfiltered				7	1				120	1.4
MW-42	8.05	2081.81	05/20/02	05/28/2002	Unfiltered										
MW-42	9.60	2082.95	07/11/03	07/30/2003	Unfiltered	<0.29	<2.6	<0.46	7.0	0.89	<0.29	<0.27	<0.28	93	1.4
MW-42	12.20	2080.35	06/17/04	07/01/2004	Unfiltered	<0.29	<2.6	<0.46	4.7	0.70	<0.29	<0.27	<0.28	79	1.4
MW-42	5.22	2087.33	06/01/05	06/28/2005	Unfiltered	<0.45	<2.5	<0.42	5.1	0.98	<0.24	<0.38	<0.30	89	1.6
MW-42	6.46	2086.09	05/30/06	06/09/2006	Unfiltered	<0.45	<2.5	<0.42	3.6	0.90	<0.24	<0.38	<0.30	89	2.8

Consolidation Data Summary Table - Groundwater
Beaumont Site 1

	Water Level Data					Volatile Organics										
Sample Location	Depth to Water (feet below ground surface)	Groundwater Elevation (feet above mean sea level)	Elevation Date	Sample Date	Filter Status	trans-1,2-Dichloroethene -ug/L	1,1-Dichloropropene -ug/L	cis-1,3-Dichloropropene -ug/L	trans-1,3-Dichloropropene -ug/L	1,2-Dichloropropane -ug/L	1,3-Dichloropropane -ug/L	2,2-Dichloropropane -ug/L	1,2-Dibromoethane -ug/L	Dichlorodifluoromethane -ug/L	Ethylbenzene -ug/L	Ethene -ug/L
MW-41	12.70	2118.58	04/19/96	04/27/1996	Unfiltered	<2		<2	<2	<2						
MW-41	16.36	2114.92	10/21/96	10/22/1996	Unfiltered	<0.5		<0.5	<0.5	<0.5				<0.5		
MW-41	18.15	2113.13	04/14/97	04/21/1997	Unfiltered	<0.5		<0.5	<0.5	<0.5				<0.5		
MW-41	21.22	2110.06	10/20/97	10/28/1997	Unfiltered	<0.5		<0.5	<0.5	<0.5				<0.5		
MW-41	15.62	2115.66	04/21/98	04/28/1998	Unfiltered	9.6		<0.5	<0.5	<0.5				<0.5		
MW-41	11.56	2119.72	10/13/98	10/17/1998	Unfiltered	<0.5		<0.5	<0.5	<0.5				<0.5		
MW-41	14.03	2117.25	04/08/99	04/14/1999	Unfiltered	<0.5		<0.5	<0.5	<0.5				<2		
MW-41	17.64	2113.64	10/25/99	10/27/1999	Unfiltered	<0.5		<0.5	<0.5	<0.5				<2		
MW-41	20.93	2110.35	05/04/00	05/08/2000	Unfiltered	<1		<1	<1	<1				<4		
MW-41	24.15	2107.13	12/04/00	12/06/2000	Unfiltered	<2.5		<2.5	<2.5	<2.5				<5		
MW-41	28.60	2102.68	10/29/01	11/06/2001	Unfiltered	<1		<1	<1	<1				<2		
MW-41	31.30	2099.98	05/20/02	05/22/2002	Unfiltered	<1										
MW-42	13.38	2076.48	10/29/92	10/14/1992	Unfiltered											
MW-42	NA	NA	NA	03/23/1993	Unfiltered											
MW-42	0.96	2088.90	12/04/95	12/15/1995	Unfiltered	<1		<0.5	<0.5	<1				<5		
MW-42	0.40	2089.46	04/21/98	04/27/1998	Unfiltered	<0.5		<0.5	<0.5	<0.5				<0.5		
MW-42	1.50	2088.36	10/13/98	10/16/1998	Unfiltered	<0.5		<0.5	<0.5	<0.5				<0.5		
MW-42	0.00	2089.86	04/06/99	04/15/1999	Unfiltered	<0.5		<0.5	<0.5	<0.5				<2		
MW-42	3.44	2086.42	10/25/99	10/27/1999	Unfiltered	<0.5		<0.5	<0.5	<0.5				<2		
MW-42	3.11	2086.75	05/04/00	05/08/2000	Unfiltered	<2.5		<2.5	<2.5	<2.5				<10		
MW-42	5.45	2084.41	12/04/00	12/06/2000	Unfiltered	<2.5		<2.5	<2.5	<2.5				<5		
MW-42	7.74	2082.12	10/31/01	11/06/2001	Unfiltered	<1		<1	<1	<1				<2		
MW-42	8.05	2081.81	05/20/02	05/22/2002	Unfiltered	<1										
MW-42	8.05	2081.81	05/20/02	05/28/2002	Unfiltered											
MW-42	9.60	2082.95	07/11/03	07/30/2003	Unfiltered	<0.60	<0.55	<0.44	<0.30	<0.40	<0.35	<0.39	<0.51	<0.47	<0.19	
MW-42	12.20	2080.35	06/17/04	07/01/2004	Unfiltered	<0.60	<0.55	<0.44	<0.30	<0.40	<0.35	<0.39	<0.51	<0.47	<0.19	
MW-42	5.22	2087.33	06/01/05	06/28/2005	Unfiltered	<0.29	<0.21	<0.45	<0.31	<0.28	<0.30	<0.40	<0.81	<0.27	<0.17	
MW-42	6.46	2086.09	05/30/06	06/09/2006	Unfiltered	<0.29	<0.21	<0.45	<0.31	<0.28	<0.30	<0.40	<0.81	<0.27	<0.17	

Consolidation Data Summary Table - Groundwater
Beaumont Site 1

	Water Level Data					Volatile Organics										
Sample Location	Depth to Water (feet below ground surface)	Groundwater Elevation (feet above mean sea level)	Elevation Date	Sample Date	Filter Status	Ethane -ug/L	Hexachlorobutadiene -ug/L	2-Hexanone -ug/L	p-Isopropyltoluene -ug/L	Isopropylbenzene -ug/L	Methane -ug/L	4-Methyl-2-Pentanone -ug/L	Methyl tert-butyl ether (MTBE) -ug/L	Methylene Chloride -ug/L	Naphthalene -ug/L	n-Propylbenzene -ug/L
MW-41	12.70	2118.58	04/19/96	04/27/1996	Unfiltered									<5		
MW-41	16.36	2114.92	10/21/96	10/22/1996	Unfiltered									<2		
MW-41	18.15	2113.13	04/14/97	04/21/1997	Unfiltered									<2		
MW-41	21.22	2110.06	10/20/97	10/28/1997	Unfiltered									<2		
MW-41	15.62	2115.66	04/21/98	04/28/1998	Unfiltered									<0.5		
MW-41	11.56	2119.72	10/13/98	10/17/1998	Unfiltered									<0.5		
MW-41	14.03	2117.25	04/08/99	04/14/1999	Unfiltered									<2		
MW-41	17.64	2113.64	10/25/99	10/27/1999	Unfiltered									<2		
MW-41	20.93	2110.35	05/04/00	05/08/2000	Unfiltered									<4		
MW-41	24.15	2107.13	12/04/00	12/06/2000	Unfiltered									<10		
MW-41	28.60	2102.68	10/29/01	11/06/2001	Unfiltered									<4		
MW-41	31.30	2099.98	05/20/02	05/22/2002	Unfiltered									<0.5		
MW-42	13.38	2076.48	10/29/92	10/14/1992	Unfiltered											
MW-42	NA	NA	NA	03/23/1993	Unfiltered											
MW-42	0.96	2088.90	12/04/95	12/15/1995	Unfiltered									<2		
MW-42	0.40	2089.46	04/21/98	04/27/1998	Unfiltered									<0.5		
MW-42	1.50	2088.36	10/13/98	10/16/1998	Unfiltered									<0.5		
MW-42	0.00	2089.86	04/06/99	04/15/1999	Unfiltered									<2		
MW-42	3.44	2086.42	10/25/99	10/27/1999	Unfiltered									<2		
MW-42	3.11	2086.75	05/04/00	05/08/2000	Unfiltered									<10		
MW-42	5.45	2084.41	12/04/00	12/06/2000	Unfiltered									<10		
MW-42	7.74	2082.12	10/31/01	11/06/2001	Unfiltered									<4		
MW-42	8.05	2081.81	05/20/02	05/22/2002	Unfiltered									<0.5		
MW-42	8.05	2081.81	05/20/02	05/28/2002	Unfiltered											
MW-42	9.60	2082.95	07/11/03	07/30/2003	Unfiltered			<2.5	<0.17	<0.17		<2.6	<0.28	<1.7	<0.56	<0.24
MW-42	12.20	2080.35	06/17/04	07/01/2004	Unfiltered			<2.5	<0.17	<0.17		<2.6	<0.28	<1.7	<0.56	<0.24
MW-42	5.22	2087.33	06/01/05	06/28/2005	Unfiltered			<1.9	<0.21	<0.24		<2.4	<0.29	<2.6	<0.95	<0.30
MW-42	6.46	2086.09	05/30/06	06/09/2006	Unfiltered			<1.9	<0.21	<0.24		<2.4	<0.29	<2.6	<0.95	<0.30

Consolidation Data Summary Table - Groundwater
Beaumont Site 1

	Water Level Data						Volatile Organics									
Sample Location	Depth to Water (feet below ground surface)	Groundwater Elevation (feet above mean sea level)	Elevation Date	Sample Date	Filter Status	Styrene -ug/L	Toluene -ug/L	1,1,1,2-Tetrachloroethane -ug/L	1,1,1-Trichloroethane -ug/L	1,1,2-Trichloroethane -ug/L	1,2,3-Trichlorobenzene -ug/L	1,2,4-Trichlorobenzene -ug/L	Trichloroethene -ug/L	1,2,3-Trichloropropane -ug/L	Trichlorofluoromethane -ug/L	1,1,2-Trichloro-1,2,2-Trifluoroethane -ug/L
MW-41	12.70	2118.58	04/19/96	04/27/1996	Unfiltered				4.8	<2			110		<2	<2
MW-41	16.36	2114.92	10/21/96	10/22/1996	Unfiltered				4.5	<0.5			<0.5		<0.5	
MW-41	18.15	2113.13	04/14/97	04/21/1997	Unfiltered				3.1	<0.5			127		<0.5	
MW-41	21.22	2110.06	10/20/97	10/28/1997	Unfiltered				1.3	<0.5			134		<0.5	
MW-41	15.62	2115.66	04/21/98	04/28/1998	Unfiltered				4.1	<0.5			162		<0.5	
MW-41	11.56	2119.72	10/13/98	10/17/1998	Unfiltered				5.3	<0.5			176		<0.5	
MW-41	14.03	2117.25	04/08/99	04/14/1999	Unfiltered				3	<0.5			110		<2	
MW-41	17.64	2113.64	10/25/99	10/27/1999	Unfiltered				2	<0.5			120		<2	
MW-41	20.93	2110.35	05/04/00	05/08/2000	Unfiltered				<3	<1			210		<4	<10
MW-41	24.15	2107.13	12/04/00	12/06/2000	Unfiltered				<2.5	<2.5			130		<5	<10
MW-41	28.60	2102.68	10/29/01	11/06/2001	Unfiltered				<1.1	<1			<100		<2	<4
MW-41	31.30	2099.98	05/20/02	05/22/2002	Unfiltered		<1		1	<1			95			
MW-42	13.38	2076.48	10/29/92	10/14/1992	Unfiltered				<300				<200			
MW-42	NA	NA	NA	03/23/1993	Unfiltered				<10				215			
MW-42	0.96	2088.90	12/04/95	12/15/1995	Unfiltered				<1.2	<0.5			97		<5	
MW-42	0.40	2089.46	04/21/98	04/27/1998	Unfiltered				<0.5	<0.5			85		<0.5	
MW-42	1.50	2088.36	10/13/98	10/16/1998	Unfiltered				<0.5	<0.5			87.3		<0.5	
MW-42	0.00	2089.86	04/06/99	04/15/1999	Unfiltered				<1	<0.5			65		<2	
MW-42	3.44	2086.42	10/25/99	10/27/1999	Unfiltered				<1	<0.5			82		<2	
MW-42	3.11	2086.75	05/04/00	05/08/2000	Unfiltered				<5	<2.5			64		<10	<25
MW-42	5.45	2084.41	12/04/00	12/06/2000	Unfiltered				<2.5	<2.5			80		<5	<10
MW-42	7.74	2082.12	10/31/01	11/06/2001	Unfiltered				<1	<1			77		<2	<4
MW-42	8.05	2081.81	05/20/02	05/22/2002	Unfiltered		<1		<1	<1			87			
MW-42	8.05	2081.81	05/20/02	05/28/2002	Unfiltered											
MW-42	9.60	2082.95	07/11/03	07/30/2003	Unfiltered	<0.14	42	<0.45	<0.46	<0.42	<0.40	<0.28	84	<2.0	<0.27	
MW-42	12.20	2080.35	06/17/04	07/01/2004	Unfiltered	<0.14	<0.35	<0.45	<0.46	<0.42	<0.40	<0.28	64	<0.81	<0.27	<0.70
MW-42	5.22	2087.33	06/01/05	06/28/2005	Unfiltered	<0.29	<0.35	<0.37	<0.32	<0.54	<0.39	<0.35	88	<2.3	<0.36	<0.54
MW-42	6.46	2086.09	05/30/06	06/09/2006	Unfiltered	<0.29	<0.35	<0.37	<0.32	<0.54	<0.39	<0.35	79	<2.3	<0.36	<0.54

Consolidation Data Summary Table - Groundwater
Beaumont Site 1

	Water Level Data					Volatile Organics							
Sample Location	Depth to Water (feet below ground surface)	Groundwater Elevation (feet above mean sea level)	Elevation Date	Sample Date	Filter Status	1,2,4-Trimethylbenzene -ug/L	1,3,5-Trimethylbenzene -ug/L	1,1,2,2-Tetrachloroethane -ug/L	Tetrachloroethene (PCE) -ug/L	Vinyl Acetate -ug/L	Vinyl Chloride -ug/L	m,p-Xylenes -ug/L	o-Xylene -ug/L
MW-41	12.70	2118.58	04/19/96	04/27/1996	Unfiltered			<2	<2		<2		
MW-41	16.36	2114.92	10/21/96	10/22/1996	Unfiltered			<0.5	<0.5		<0.5		
MW-41	18.15	2113.13	04/14/97	04/21/1997	Unfiltered			<0.5	<0.5		<0.5		
MW-41	21.22	2110.06	10/20/97	10/28/1997	Unfiltered			<0.5	<0.5		<0.5		
MW-41	15.62	2115.66	04/21/98	04/28/1998	Unfiltered			<0.5	<0.5		<0.5		
MW-41	11.56	2119.72	10/13/98	10/17/1998	Unfiltered			<0.5	<0.5		<0.5		
MW-41	14.03	2117.25	04/08/99	04/14/1999	Unfiltered			<0.5	<0.5		<0.5		
MW-41	17.64	2113.64	10/25/99	10/27/1999	Unfiltered			<0.5	<0.5		<0.5		
MW-41	20.93	2110.35	05/04/00	05/08/2000	Unfiltered			<1	<1		<1		
MW-41	24.15	2107.13	12/04/00	12/06/2000	Unfiltered			<2.5	<2.5		<2.5		
MW-41	28.60	2102.68	10/29/01	11/06/2001	Unfiltered			<1	<1		<1		
MW-41	31.30	2099.98	05/20/02	05/22/2002	Unfiltered	<1			<1		<1		<0.5
MW-42	13.38	2076.48	10/29/92	10/14/1992	Unfiltered				<100				
MW-42	NA	NA	NA	03/23/1993	Unfiltered				<30				
MW-42	0.96	2088.90	12/04/95	12/15/1995	Unfiltered			<1	<0.5		<0.5		
MW-42	0.40	2089.46	04/21/98	04/27/1998	Unfiltered			<0.5	<0.5		<0.5		
MW-42	1.50	2088.36	10/13/98	10/16/1998	Unfiltered			<0.5	<0.5		<0.5		
MW-42	0.00	2089.86	04/06/99	04/15/1999	Unfiltered			<0.5	<0.5		<0.5		
MW-42	3.44	2086.42	10/25/99	10/27/1999	Unfiltered			<0.5	<0.5		0.6		
MW-42	3.11	2086.75	05/04/00	05/08/2000	Unfiltered			<2.5	<2.5		<2.5		
MW-42	5.45	2084.41	12/04/00	12/06/2000	Unfiltered			<2.5	<2.5		<2.5		
MW-42	7.74	2082.12	10/31/01	11/06/2001	Unfiltered			<1	<1		<1		
MW-42	8.05	2081.81	05/20/02	05/22/2002	Unfiltered	<1			<1		1.2		<0.5
MW-42	8.05	2081.81	05/20/02	05/28/2002	Unfiltered								
MW-42	9.60	2082.95	07/11/03	07/30/2003	Unfiltered	<0.22	<0.11	<0.19	<0.20	<3.6	0.95	<0.17	<0.16
MW-42	12.20	2080.35	06/17/04	07/01/2004	Unfiltered	<0.22	<0.11	<0.19	<0.20	<3.6	0.90	<0.17	<0.16
MW-42	5.22	2087.33	06/01/05	06/28/2005	Unfiltered	<0.26	<0.19	<0.37	<0.29	<3.2	1.2	<0.38	<0.21
MW-42	6.46	2086.09	05/30/06	06/09/2006	Unfiltered	<0.26	<0.19	<0.37	<0.29	<3.2	1.4	<0.38	<0.21

Consolidation Data Summary Table - Groundwater
Beaumont Site 1

	Water Level Data					Volatile Organics										
Sample Location	Depth to Water (feet below ground surface)	Groundwater Elevation (feet above mean sea level)	Elevation Date	Sample Date	Filter Status	1,4-Dioxane -ug/L	N-Nitrosodimethylamine -ng/L	Acetone -ug/L	Bromodichloromethane -ug/L	2-Butanone -ug/L	Bromobenzene -ug/L	Bromochloromethane -ug/L	Bromomethane -ug/L	Bromoform -ug/L	n-Butylbenzene -ug/L	sec-Butylbenzene -ug/L
MW-42	7.44	2085.11	05/30/07	06/21/2007	Unfiltered	22		<5	<0.2	<5			<0.2	<0.3		
MW-42	6.73	2085.82	05/13/08	06/09/2008	Unfiltered	19		<5	<1	<5			<1	<1		
MW-42	8.14	2084.41	05/07/09	06/11/2009	Unfiltered	32		<9.1	<0.33	<6.9	<0.33	<0.69	<4.3	<0.55	<0.28	<0.20
MW-43	NA	NA	NA	03/23/1993	Unfiltered											
MW-43	5.41	2060.40	05/20/02	05/29/2002	Unfiltered	16		<9.5	<0.26	<2.8	<0.15	<0.49	<0.46	<0.23	<0.29	<0.29
MW-43	6.25	2062.33	07/10/03	07/22/2003	Unfiltered	15		<3.6	<0.33	<1.7	<0.26	<0.37	<0.90	<0.87	<0.34	<0.11
MW-43	7.38	2061.20	06/18/04	06/25/2004	Unfiltered	13		<3.6	<0.33	<1.7	<0.26	<0.37	<0.90	<0.87	<0.34	<0.11
MW-43	3.68	2064.897	05/31/06	06/06/2006	Unfiltered	11	<0.48	<6.1	<0.27	<4.2	<0.47	<0.68	<2.9	<0.62	<0.29	<0.21
MW-43	4.22	2064.36	05/13/08	05/29/2008	Unfiltered	5.4		<5	<1	<5			<1	<1		
MW-43	5.46	2063.117	05/17/2010	06/10/2010	Unfiltered	8.0		<5.0	<0.11	<1.2			<0.48	<0.13		
MW-44	36.81	2087.61	10/29/92	10/06/1992	Unfiltered											
MW-44	36.81	2087.61	10/29/92	10/22/1992	Unfiltered											
MW-44	NA	NA	NA	03/01/1993	Unfiltered											
MW-44	18.56	2105.86	04/14/97	04/17/1997	Unfiltered				<0.5				<0.5	<1		
MW-44	21.00	2103.42	10/20/97	10/24/1997	Unfiltered				<0.5				<0.5	<1		
MW-44	16.60	2107.82	04/21/98	04/28/1998	Unfiltered				<0.5				<0.5	<0.5		
MW-44	16.20	2108.22	10/13/98	10/17/1998	Unfiltered				<0.5				<0.5	<0.5		
MW-44	16.04	2108.38	04/08/99	04/14/1999	Unfiltered				<0.5				<2	<2		
MW-44	18.58	2105.84	10/25/99	10/26/1999	Unfiltered				<0.5				<2	<2		
MW-44	20.80	2103.62	05/04/00	05/08/2000	Unfiltered				<1				<2	<4		
MW-44	23.65	2100.77	12/04/00	12/06/2000	Unfiltered				<5				<5	<5		
MW-44	26.18	2098.24	10/31/01	11/05/2001	Unfiltered				<2				<2	<2		
MW-44	27.51	2096.91	05/20/02	05/22/2002	Unfiltered											
MW-44	32.63	2096.06	12/15/2010	1/19/2011	Unfiltered	25		<5.0	<0.11	<1.2			<0.48	<0.50		
MW-45	NA	NA	NA	03/23/1993	Unfiltered											
MW-45	0.00	0.00	04/18/96	04/26/1996	Unfiltered				<0.5				<0.5	<0.5		
MW-45	0.00	2068.90	05/20/02	05/20/2002	Unfiltered	17		<9.5	<0.26	<2.8	<0.15	<0.49	<0.46	<0.23	<0.29	<0.29
MW-45	0.00	2071.63	07/10/03	07/22/2003	Unfiltered	16		<3.6	<0.33	<1.7	<0.26	<0.37	<0.90	<0.87	<0.34	<0.11

Consolidation Data Summary Table - Groundwater
Beaumont Site 1

	Water Level Data					Volatile Organics									
Sample Location	Depth to Water (feet below ground surface)	Groundwater Elevation (feet above mean sea level)	Elevation Date	Sample Date	Filter Status	tert-Butylbenzene -ug/L	Benzene -ug/L	Carbon Disulfide -ug/L	Chlorobenzene -ug/L	2-Chlorotoluene -ug/L	4-Chlorotoluene -ug/L	Chloroethane -ug/L	Chloromethane -ug/L	Carbon Tetrachloride -ug/L	Chloroform -ug/L
MW-42	7.44	2085.11	05/30/07	06/21/2007	Unfiltered		<0.2	<0.2	<0.2			<0.2	<0.2	<0.2	<0.2
MW-42	6.73	2085.82	05/13/08	06/09/2008	Unfiltered		<1	<1	<1			<1	<1	<1	<1
MW-42	8.14	2084.41	05/07/09	06/11/2009	Unfiltered	<0.28	<0.28	<1.9	<0.22	<0.55	<0.21	<1.3	<0.49	<0.43	<0.33
MW-43	NA	NA	NA	03/23/1993	Unfiltered										
MW-43	5.41	2060.40	05/20/02	05/29/2002	Unfiltered	<0.25	<0.18	<0.48	<0.16	<0.14	<0.22	<0.36	<0.19	<0.25	<0.30
MW-43	6.25	2062.33	07/10/03	07/22/2003	Unfiltered	<0.23	<0.29	<0.28	<0.19	<0.67	<0.16	<0.46	<0.43	<0.40	<0.45
MW-43	7.38	2061.20	06/18/04	06/25/2004	Unfiltered	<0.23	<0.29	<0.28	<0.19	<0.67	<0.16	<0.46	<0.43	<0.40	<0.45
MW-43	3.68	2064.897	05/31/06	06/06/2006	Unfiltered	<0.17	<0.26	<1.0	<0.36	<0.24	<0.30	<0.52	<1.8	<0.42	<0.22
MW-43	4.22	2064.36	05/13/08	05/29/2008	Unfiltered		<1	<1	<1			<1	<1	<1	<1
MW-43	5.46	2063.117	05/17/2010	06/10/2010	Unfiltered		<0.14	<0.36	<0.23			<0.35	<0.36	<0.15	<0.17
MW-44	36.81	2087.61	10/29/92	10/06/1992	Unfiltered										
MW-44	36.81	2087.61	10/29/92	10/22/1992	Unfiltered										
MW-44	NA	NA	NA	03/01/1993	Unfiltered										
MW-44	18.56	2105.86	04/14/97	04/17/1997	Unfiltered				<0.5			<1	<1	<0.5	2.3
MW-44	21.00	2103.42	10/20/97	10/24/1997	Unfiltered				<0.5			<1	<1	1.7	2.3
MW-44	16.60	2107.82	04/21/98	04/28/1998	Unfiltered				<0.5			<0.5	<0.5	4.5	6.2
MW-44	16.20	2108.22	10/13/98	10/17/1998	Unfiltered				<0.5			<0.5	<0.5	<0.5	6.2
MW-44	16.04	2108.38	04/08/99	04/14/1999	Unfiltered				<0.5			<2	<2	<0.5	2.9
MW-44	18.58	2105.84	10/25/99	10/26/1999	Unfiltered				<0.5			<2	<2	<0.5	2.6
MW-44	20.80	2103.62	05/04/00	05/08/2000	Unfiltered				<1			<4	<2	<1	2.4
MW-44	23.65	2100.77	12/04/00	12/06/2000	Unfiltered				<2.5			<5	<5	<2.5	<5
MW-44	26.18	2098.24	10/31/01	11/05/2001	Unfiltered				<1			<2	<2	<1	<2
MW-44	27.51	2096.91	05/20/02	05/22/2002	Unfiltered									<0.5	2.2
MW-44	32.63	2096.06	12/15/2010	1/19/2011	Unfiltered		<0.14	<0.36	<0.23			<0.35	<0.36	<0.15	1.5
MW-45	NA	NA	NA	03/23/1993	Unfiltered										
MW-45	0.00	0.00	04/18/96	04/26/1996	Unfiltered				<0.5			<0.5	<0.5	<0.5	<0.5
MW-45	0.00	2068.90	05/20/02	05/20/2002	Unfiltered	<0.25	<0.18	<0.48	<0.16	<0.14	<0.22	<0.36	<0.19	<0.25	<0.30
MW-45	0.00	2071.63	07/10/03	07/22/2003	Unfiltered	<0.23	<0.29	<0.28	<0.19	<0.67	<0.16	<0.46	<0.43	<0.40	<0.45

Consolidation Data Summary Table - Groundwater
Beaumont Site 1

	Water Level Data					Volatile Organics									
Sample Location	Depth to Water (feet below ground surface)	Groundwater Elevation (feet above mean sea level)	Elevation Date	Sample Date	Filter Status	Dibromochloromethane -ug/L	1,2-Dibromo-3-Chloropropane -ug/L	Dibromomethane -ug/L	1,1-Dichloroethane -ug/L	1,2-Dichloroethane -ug/L	1,2-Dichlorobenzene -ug/L	1,3-Dichlorobenzene -ug/L	1,4-Dichlorobenzene -ug/L	1,1-Dichloroethene -ug/L	cis-1,2-Dichloroethene -ug/L
MW-42	7.44	2085.11	05/30/07	06/21/2007	Unfiltered	<0.2			3.7	0.68 Jq				48	1.2
MW-42	6.73	2085.82	05/13/08	06/09/2008	Unfiltered	<1			4.5 Jq	<1				75	2.2 Jq
MW-42	8.14	2084.41	05/07/09	06/11/2009	Unfiltered	<0.48	<3.1	<0.59	5.2	0.57	<0.27	<0.28	<0.21	90	2.7
MW-43	NA	NA	NA	03/23/1993	Unfiltered					<1.6				136.7	
MW-43	5.41	2060.40	05/20/02	05/29/2002	Unfiltered	<0.21	<0.59	<0.20	0.6 Jq	<0.38	<0.099	<0.30	<0.12	8	<0.30
MW-43	6.25	2062.33	07/10/03	07/22/2003	Unfiltered	<0.29	<2.6	<0.46	<0.40	<0.35	<0.29	<0.27	<0.28	6.2	<0.56
MW-43	7.38	2061.20	06/18/04	06/25/2004	Unfiltered	<0.29	<2.6	<0.46	<0.40	<0.35	<0.29	<0.27	<0.28	6.7	<0.56
MW-43	3.68	2064.897	05/31/06	06/06/2006	Unfiltered	<0.45	<2.5	<0.42	0.54 Jq	<0.22	<0.24	<0.38	<0.30	5.5	<0.35
MW-43	4.22	2064.36	05/13/08	05/29/2008	Unfiltered	<1			<1	<1				6.6	<1
MW-43	5.46	2063.117	05/17/2010	06/10/2010	Unfiltered	<0.37			0.56	<0.21	<0.20	<0.15	<0.072	7.5	0.22 Jq
MW-44	36.81	2087.61	10/29/92	10/06/1992	Unfiltered					<32				510	
MW-44	36.81	2087.61	10/29/92	10/22/1992	Unfiltered					<100				610	
MW-44	NA	NA	NA	03/01/1993	Unfiltered					<10				469	
MW-44	18.56	2105.86	04/14/97	04/17/1997	Unfiltered	<0.5			5	4.4	<0.5	<0.5	<0.5	116	
MW-44	21.00	2103.42	10/20/97	10/24/1997	Unfiltered	<0.5			4.2	3.1	<0.5	<0.5	<0.5	213	
MW-44	16.60	2107.82	04/21/98	04/28/1998	Unfiltered	<0.5			11.8	4.1	<0.5	<0.5	<0.5	222	
MW-44	16.20	2108.22	10/13/98	10/17/1998	Unfiltered	<0.5			6.9	<0.5	<0.5	<0.5	<0.5	233	
MW-44	16.04	2108.38	04/08/99	04/14/1999	Unfiltered	<0.5			2.3	0.7	<1	<1	<1	99	<0.5
MW-44	18.58	2105.84	10/25/99	10/26/1999	Unfiltered	<0.5			2.9	1.2	<1	<1	<1	96	<0.5
MW-44	20.80	2103.62	05/04/00	05/08/2000	Unfiltered	<1			<4	1.6	<2	<2	<2	180	<1
MW-44	23.65	2100.77	12/04/00	12/06/2000	Unfiltered	<5			3.6	<2.5	<2.5	<2.5	<2.5	140	<2.5
MW-44	26.18	2098.24	10/31/01	11/05/2001	Unfiltered	<2			2.6	<1.4	<1	<1	<1	89	<1
MW-44	27.51	2096.91	05/20/02	05/22/2002	Unfiltered				3.3	1				85	<1
MW-44	32.63	2096.06	12/15/2010	1/19/2011	Unfiltered	<0.37			2.3	0.79	<0.20	<0.15	<0.072	88	0.40 Jq
MW-45	NA	NA	NA	03/23/1993	Unfiltered					<3.2				251.2	
MW-45	0.00	0.00	04/18/96	04/26/1996	Unfiltered	<0.5			1.3	<0.5	<0.5	<0.5	<0.5	31	<0.5
MW-45	0.00	2068.90	05/20/02	05/20/2002	Unfiltered	<0.21	<0.59	<0.20	0.5 Jq	<0.38	<0.099	<0.30	<0.12	9	<0.30
MW-45	0.00	2071.63	07/10/03	07/22/2003	Unfiltered	<0.29	<2.6	<0.46	<0.40	<0.35	<0.29	<0.27	<0.28	9.2	<0.56

Consolidation Data Summary Table - Groundwater
Beaumont Site 1

	Water Level Data						Volatile Organics									
Sample Location	Depth to Water (feet below ground surface)	Groundwater Elevation (feet above mean sea level)	Elevation Date	Sample Date	Filter Status	trans-1,2-Dichloroethene -ug/L	1,1-Dichloropropene -ug/L	cis-1,3-Dichloropropene -ug/L	trans-1,3-Dichloropropene -ug/L	1,2-Dichloropropane -ug/L	1,3-Dichloropropane -ug/L	2,2-Dichloropropane -ug/L	1,2-Dibromoethane -ug/L	Dichlorodifluoromethane -ug/L	Ethylbenzene -ug/L	Ethene -ug/L
MW-42	7.44	2085.11	05/30/07	06/21/2007	Unfiltered	<0.2		<0.2	<0.2	<0.2					<0.2	
MW-42	6.73	2085.82	05/13/08	06/09/2008	Unfiltered	<1		<1	<1	<1					<1	
MW-42	8.14	2084.41	05/07/09	06/11/2009	Unfiltered	<0.40	<0.26	<0.28	<0.36	<0.38	<0.38	<0.46	<0.47	<0.49	<0.22	
MW-43	NA	NA	NA	03/23/1993	Unfiltered											
MW-43	5.41	2060.40	05/20/02	05/29/2002	Unfiltered	<0.37	<0.16	<0.19	<0.25	<0.16	<0.30	<0.28	<0.18	<0.28	<0.12	
MW-43	6.25	2062.33	07/10/03	07/22/2003	Unfiltered	<0.60	<0.55	<0.44	<0.30	<0.40	<0.35	<0.39	<0.51	<0.47	<0.19	
MW-43	7.38	2061.20	06/18/04	06/25/2004	Unfiltered	<0.60	<0.55	<0.44	<0.30	<0.40	<0.35	<0.39	<0.51	<0.47	<0.19	
MW-43	3.68	2064.897	05/31/06	06/06/2006	Unfiltered	<0.29	<0.21	<0.45	<0.31	<0.28	<0.30	<0.40	<0.81	<0.27	<0.17	
MW-43	4.22	2064.36	05/13/08	05/29/2008	Unfiltered	<1		<1	<1	<1					<1	
MW-43	5.46	2063.117	05/17/2010	06/10/2010	Unfiltered	<0.10		<0.30	<0.24	<0.19					<0.26	<0.02
MW-44	36.81	2087.61	10/29/92	10/06/1992	Unfiltered											
MW-44	36.81	2087.61	10/29/92	10/22/1992	Unfiltered											
MW-44	NA	NA	NA	03/01/1993	Unfiltered											
MW-44	18.56	2105.86	04/14/97	04/17/1997	Unfiltered	<0.5		<0.5	<0.5	<0.5				<0.5		
MW-44	21.00	2103.42	10/20/97	10/24/1997	Unfiltered	<0.5		<0.5	<0.5	<0.5				<0.5		
MW-44	16.60	2107.82	04/21/98	04/28/1998	Unfiltered	<0.5		<0.5	<0.5	<0.5				<0.5		
MW-44	16.20	2108.22	10/13/98	10/17/1998	Unfiltered	<0.5		<0.5	<0.5	<0.5				<0.5		
MW-44	16.04	2108.38	04/08/99	04/14/1999	Unfiltered	<0.5		<0.5	<0.5	<0.5				<2		
MW-44	18.58	2105.84	10/25/99	10/26/1999	Unfiltered	<0.5		<0.5	<0.5	<0.5				<2		
MW-44	20.80	2103.62	05/04/00	05/08/2000	Unfiltered	<1		<1	<1	<1				<2		
MW-44	23.65	2100.77	12/04/00	12/06/2000	Unfiltered	<2.5		<2.5	<2.5	<2.5				<5		
MW-44	26.18	2098.24	10/31/01	11/05/2001	Unfiltered	<1		<1	<1	<1				<2		
MW-44	27.51	2096.91	05/20/02	05/22/2002	Unfiltered	<1										
MW-44	32.63	2096.06	12/15/2010	1/19/2011	Unfiltered	<0.10		<0.30	<0.24	<0.19					<0.26	<0.02
MW-45	NA	NA	NA	03/23/1993	Unfiltered											
MW-45	0.00	0.00	04/18/96	04/26/1996	Unfiltered	<0.5		<0.5	<0.5	<0.5						
MW-45	0.00	2068.90	05/20/02	05/20/2002	Unfiltered	<0.37	<0.16	<0.19	<0.25	<0.16	<0.30	<0.28	<0.18	<0.28	<0.12	
MW-45	0.00	2071.63	07/10/03	07/22/2003	Unfiltered	<0.60	<0.55	<0.44	<0.30	<0.40	<0.35	<0.39	<0.51	<0.47	<0.19	

Consolidation Data Summary Table - Groundwater
Beaumont Site 1

	Water Level Data						Volatile Organics									
Sample Location	Depth to Water (feet below ground surface)	Groundwater Elevation (feet above mean sea level)	Elevation Date	Sample Date	Filter Status	Ethane -ug/L	Hexachlorobutadiene -ug/L	2-Hexanone -ug/L	p-Isopropyltoluene -ug/L	Isopropylbenzene -ug/L	Methane -ug/L	4-Methyl-2-Pentanone -ug/L	Methyl tert-butyl ether (MTBE) -ug/L	Methylene Chloride -ug/L	Naphthalene -ug/L	n-Propylbenzene -ug/L
MW-42	7.44	2085.11	05/30/07	06/21/2007	Unfiltered			<5				<5	<0.2	<0.5		
MW-42	6.73	2085.82	05/13/08	06/09/2008	Unfiltered			<5				<5	<1	1 BJakq		
MW-42	8.14	2084.41	05/07/09	06/11/2009	Unfiltered			<6.9	<0.26	<0.23		<4.4	<0.30	<2.6	<2.5	<0.79
MW-43	NA	NA	NA	03/23/1993	Unfiltered											
MW-43	5.41	2060.40	05/20/02	05/29/2002	Unfiltered		<0.26		<0.23	<0.19		<0.15	<0.30	<1.1	<0.090	<0.28
MW-43	6.25	2062.33	07/10/03	07/22/2003	Unfiltered			<2.5	<0.17	<0.17		<2.6	<0.28	<1.7	<0.56	<0.24
MW-43	7.38	2061.20	06/18/04	06/25/2004	Unfiltered			<2.5	<0.17	<0.17		<2.6	<0.28	<1.7	<0.56	<0.24
MW-43	3.68	2064.897	05/31/06	06/06/2006	Unfiltered			<1.9	<0.21	<0.24		<2.4	<0.29	24 Bak	<0.95	<0.30
MW-43	4.22	2064.36	05/13/08	05/29/2008	Unfiltered			<5			330	<5	<1	<1		
MW-43	5.46	2063.117	05/17/2010	06/10/2010	Unfiltered	<0.01		<1.2			230	<0.95	<0.29	<0.15		
MW-44	36.81	2087.61	10/29/92	10/06/1992	Unfiltered											
MW-44	36.81	2087.61	10/29/92	10/22/1992	Unfiltered											
MW-44	NA	NA	NA	03/01/1993	Unfiltered											
MW-44	18.56	2105.86	04/14/97	04/17/1997	Unfiltered									<2		
MW-44	21.00	2103.42	10/20/97	10/24/1997	Unfiltered									<2		
MW-44	16.60	2107.82	04/21/98	04/28/1998	Unfiltered									<0.5		
MW-44	16.20	2108.22	10/13/98	10/17/1998	Unfiltered									<0.5		
MW-44	16.04	2108.38	04/08/99	04/14/1999	Unfiltered									<2		
MW-44	18.58	2105.84	10/25/99	10/26/1999	Unfiltered									<2		
MW-44	20.80	2103.62	05/04/00	05/08/2000	Unfiltered									<4		
MW-44	23.65	2100.77	12/04/00	12/06/2000	Unfiltered									<10		
MW-44	26.18	2098.24	10/31/01	11/05/2001	Unfiltered									<4		
MW-44	27.51	2096.91	05/20/02	05/22/2002	Unfiltered									<0.5		
MW-44	32.63	2096.06	12/15/2010	1/19/2011	Unfiltered	<0.01		<1.2			0.10 Bak	<0.95	<0.43	0.26 BJkq		
MW-45	NA	NA	NA	03/23/1993	Unfiltered											
MW-45	0.00	0.00	04/18/96	04/26/1996	Unfiltered									<2		
MW-45	0.00	2068.90	05/20/02	05/20/2002	Unfiltered		<0.26		<0.23	<0.19		<0.15	<0.30	5 Bak	<0.090	<0.28
MW-45	0.00	2071.63	07/10/03	07/22/2003	Unfiltered			<2.5	<0.17	<0.17		<2.6	<0.28	<1.7	<0.56	<0.24

Consolidation Data Summary Table - Groundwater
Beaumont Site 1

	Water Level Data					Volatile Organics										
Sample Location	Depth to Water (feet below ground surface)	Groundwater Elevation (feet above mean sea level)	Elevation Date	Sample Date	Filter Status	Styrene -ug/L	Toluene -ug/L	1,1,1,2-Tetrachloroethane -ug/L	1,1,1-Trichloroethane -ug/L	1,1,2-Trichloroethane -ug/L	1,2,3-Trichlorobenzene -ug/L	1,2,4-Trichlorobenzene -ug/L	Trichloroethene -ug/L	1,2,3-Trichloropropane -ug/L	Trichlorofluoromethane -ug/L	1,1,2-Trichloro-1,2,2-Trifluoroethane -ug/L
MW-42	7.44	2085.11	05/30/07	06/21/2007	Unfiltered	<0.2	<0.2		<0.2	<0.2			50			
MW-42	6.73	2085.82	05/13/08	06/09/2008	Unfiltered	<1	<1		<1	<1			80			
MW-42	8.14	2084.41	05/07/09	06/11/2009	Unfiltered	<0.30	<0.33	<0.35	<0.45	<0.54	<0.31	<0.49	84	<1.3	<0.31	<0.64
MW-43	NA	NA	NA	03/23/1993	Unfiltered				4.41				<21.2			
MW-43	5.41	2060.40	05/20/02	05/29/2002	Unfiltered	<0.12	<0.16	<0.27	<0.33	<0.34	<0.30	<0.37	5 Bk	<0.46	<0.22	
MW-43	6.25	2062.33	07/10/03	07/22/2003	Unfiltered	<0.14	<0.35	<0.45	<0.46	<0.42	<0.40	<0.28	5.6	<2.0	<0.27	
MW-43	7.38	2061.20	06/18/04	06/25/2004	Unfiltered	<0.14	<0.35	<0.45	<0.46	<0.42	<0.40	<0.28	7.0	<0.81	<0.27	<0.70
MW-43	3.68	2064.897	05/31/06	06/06/2006	Unfiltered	<0.29	<0.35	<0.37	<0.32	<0.54	<0.39	<0.35	4.6	<2.3	<0.36	<0.54
MW-43	4.22	2064.36	05/13/08	05/29/2008	Unfiltered	<1	<1		<1	<1			6.3			
MW-43	5.46	2063.117	05/17/2010	06/10/2010	Unfiltered	<0.22	<0.22		0.12 Jq	<0.31			6.0	<0.29	<0.16	
MW-44	36.81	2087.61	10/29/92	10/06/1992	Unfiltered				34				220			
MW-44	36.81	2087.61	10/29/92	10/22/1992	Unfiltered				18				74			
MW-44	NA	NA	NA	03/01/1993	Unfiltered				38.7				81.4			
MW-44	18.56	2105.86	04/14/97	04/17/1997	Unfiltered				11.5	<0.5			201		<0.5	
MW-44	21.00	2103.42	10/20/97	10/24/1997	Unfiltered				7.4	1			199		<0.5	
MW-44	16.60	2107.82	04/21/98	04/28/1998	Unfiltered				9	<0.5			235		<0.5	
MW-44	16.20	2108.22	10/13/98	10/17/1998	Unfiltered				9.3	<0.5			245		<0.5	
MW-44	16.04	2108.38	04/08/99	04/14/1999	Unfiltered				6	<0.5			110		<2	
MW-44	18.58	2105.84	10/25/99	10/26/1999	Unfiltered				4	<0.5			113		<2	
MW-44	20.80	2103.62	05/04/00	05/08/2000	Unfiltered				7	<1			200		<4	<10
MW-44	23.65	2100.77	12/04/00	12/06/2000	Unfiltered				5.2	<2.5			130		<5	<10
MW-44	26.18	2098.24	10/31/01	11/05/2001	Unfiltered				2.7	<1			<110		<2	<4
MW-44	27.51	2096.91	05/20/02	05/22/2002	Unfiltered		<1		3	<1			110			
MW-44	32.63	2096.06	12/15/2010	1/19/2011	Unfiltered	<0.22	<0.22		0.34 Jq	0.36 Jq			100	<0.29	<0.16	
MW-45	NA	NA	NA	03/23/1993	Unfiltered				10.4				<40.4			
MW-45	0.00	0.00	04/18/96	04/26/1996	Unfiltered				5.3	<0.5			26		<0.5	<0.5
MW-45	0.00	2068.90	05/20/02	05/20/2002	Unfiltered	<0.12	<0.16	<0.27	<0.33	<0.34	<0.30	<0.37	9	<0.46	<0.22	
MW-45	0.00	2071.63	07/10/03	07/22/2003	Unfiltered	<0.14	<0.35	<0.45	<0.46	<0.42	<0.40	<0.28	11	<2.0	<0.27	

Consolidation Data Summary Table - Groundwater
Beaumont Site 1

	Water Level Data					Volatile Organics							
Sample Location	Depth to Water (feet below ground surface)	Groundwater Elevation (feet above mean sea level)	Elevation Date	Sample Date	Filter Status	1,2,4-Trimethylbenzene -ug/L	1,3,5-Trimethylbenzene -ug/L	1,1,2,2-Tetrachloroethane -ug/L	Tetrachloroethene (PCE) -ug/L	Vinyl Acetate -ug/L	Vinyl Chloride -ug/L	m,p-Xylenes -ug/L	o-Xylene -ug/L
MW-42	7.44	2085.11	05/30/07	06/21/2007	Unfiltered			<0.2	<0.2		1.1	<0.5	<0.2
MW-42	6.73	2085.82	05/13/08	06/09/2008	Unfiltered			<1	<1		1.8 Jq	<2	<1
MW-42	8.14	2084.41	05/07/09	06/11/2009	Unfiltered	<0.24	<0.23	<0.44	<0.51	<7.1	2.1	<0.45	<0.24
MW-43	NA	NA	NA	03/23/1993	Unfiltered				<3				
MW-43	5.41	2060.40	05/20/02	05/29/2002	Unfiltered	<0.20	<0.15	<0.22	0.8 Jq		<0.44	<0.31	<0.088
MW-43	6.25	2062.33	07/10/03	07/22/2003	Unfiltered	<0.22	<0.11	<0.19	<0.20	<3.6	<0.35	<0.17	<0.16
MW-43	7.38	2061.20	06/18/04	06/25/2004	Unfiltered	<0.22	<0.11	<0.19	<0.20	<3.6	<0.35	<0.17	<0.16
MW-43	3.68	2064.897	05/31/06	06/06/2006	Unfiltered	<0.26	<0.19	<0.37	<0.29	<3.2	<0.33	<0.38	<0.21
MW-43	4.22	2064.36	05/13/08	05/29/2008	Unfiltered			<1	<1		<1	<2	<1
MW-43	5.46	2063.117	05/17/2010	06/10/2010	Unfiltered			<0.29	<0.17	<0.48	0.13 Jq	<0.36	<0.41
MW-44	36.81	2087.61	10/29/92	10/06/1992	Unfiltered				<60				
MW-44	36.81	2087.61	10/29/92	10/22/1992	Unfiltered				<100				
MW-44	NA	NA	NA	03/01/1993	Unfiltered				<10				
MW-44	18.56	2105.86	04/14/97	04/17/1997	Unfiltered			<0.5	<0.5		<0.5		
MW-44	21.00	2103.42	10/20/97	10/24/1997	Unfiltered			<0.5	<0.5		<0.5		
MW-44	16.60	2107.82	04/21/98	04/28/1998	Unfiltered			<0.5	<0.5		<0.5		
MW-44	16.20	2108.22	10/13/98	10/17/1998	Unfiltered			<0.5	<0.5		<0.5		
MW-44	16.04	2108.38	04/08/99	04/14/1999	Unfiltered			<0.5	<0.5		<0.5		
MW-44	18.58	2105.84	10/25/99	10/26/1999	Unfiltered			<0.5	<0.5		<0.5		
MW-44	20.80	2103.62	05/04/00	05/08/2000	Unfiltered			<1	<1		<0.5		
MW-44	23.65	2100.77	12/04/00	12/06/2000	Unfiltered			<2.5	<2.5		<2.5		
MW-44	26.18	2098.24	10/31/01	11/05/2001	Unfiltered			<1	<1		<1		
MW-44	27.51	2096.91	05/20/02	05/22/2002	Unfiltered	<1			<1		<1		<0.5
MW-44	32.63	2096.06	12/15/2010	1/19/2011	Unfiltered			<0.29	<0.23	<0.48	<0.13	<0.36	<0.41
MW-45	NA	NA	NA	03/23/1993	Unfiltered				<6				
MW-45	0.00	0.00	04/18/96	04/26/1996	Unfiltered			<0.5	<0.5		<0.5		
MW-45	0.00	2068.90	05/20/02	05/20/2002	Unfiltered	<0.20	<0.15	<0.22	<0.21		<0.44	<0.31	<0.088
MW-45	0.00	2071.63	07/10/03	07/22/2003	Unfiltered	<0.22	<0.11	<0.19	<0.20	<3.6	<0.35	<0.17	<0.16

Consolidation Data Summary Table - Groundwater
Beaumont Site 1

	Water Level Data					Volatile Organics										
Sample Location	Depth to Water (feet below ground surface)	Groundwater Elevation (feet above mean sea level)	Elevation Date	Sample Date	Filter Status	1,4-Dioxane -ug/L	N-Nitrosodimethylamine -ng/L	Acetone -ug/L	Bromodichloromethane -ug/L	2-Butanone -ug/L	Bromobenzene -ug/L	Bromochloromethane -ug/L	Bromomethane -ug/L	Bromoform -ug/L	n-Butylbenzene -ug/L	sec-Butylbenzene -ug/L
MW-45	0.00	2071.63	06/18/04	06/25/2004	Unfiltered	14		<3.6	<0.33	<1.7	<0.26	<0.37	<0.90	<0.87	<0.34	<0.11
MW-45	0.00	2071.63	06/02/05	06/22/2005	Unfiltered	15		<6.1	<0.27	<4.2	<0.47	<0.68	<2.9	<0.62	<0.29	<0.21
MW-45	0.00	2071.625	05/31/06	06/06/2006	Unfiltered	10	<0.48	<6.1	<0.27	<4.2	<0.47	<0.68	<2.9	<0.62	<0.29	<0.21
MW-45	0.00	0.00	05/30/07	06/13/2007	Unfiltered	5.9 Jef		<5	<0.2	<5			<0.2	<0.3		
MW-45	0.00	2068.18	05/14/08	06/02/2008	Unfiltered	8.1		<5	<1	<5			<1	<1		
MW-45	4.2 PSI	2077.88	05/12/09	06/12/2009	Unfiltered	12 Jc		<9.1	<0.33	<6.9	<0.33	<0.69	<4.3	<0.55	<0.28	<0.20
MW-45	3.80 PSI	2076.954	05/17/2010	06/15/2010	Unfiltered	8.8		<5.0	<0.11	<1.2			<0.48	<0.13		
MW-46	NA	NA	NA	03/22/1993	Unfiltered											
MW-46	43.24	2026.16	12/04/95	12/15/1995	Unfiltered				<1				<5	<2		
MW-46	48.12	2021.28	10/21/96	10/23/1996	Unfiltered				<0.5				<0.5	<1		
MW-46	51.82	2017.58	05/20/02	05/23/2002	Unfiltered	9.3		<9.5	<0.26	<2.8	<0.15	<0.49	<0.46	<0.23	<0.29	<0.29
MW-46	52.79	2019.38	06/18/04	06/29/2004	Unfiltered	10 Jb		<3.6	<0.33	<1.7	<0.26	<0.37	<0.90	<0.87	<0.34	<0.11
MW-46	37.49	2034.68	06/02/05	06/29/2005	Unfiltered	8.9		<6.1	<0.27	<4.2	<0.47	<0.68	<2.9	<0.62	<0.29	<0.21
MW-46	46.12	2026.051	05/31/06	07/05/2006	Unfiltered	9.2		7.1 BJkq	<0.27	<4.2	<0.47	<0.68	<2.9	<0.62	<0.29	<0.21
MW-46	51.03	2021.141	05/29/07	06/15/2007	Unfiltered	4.7		<5	<0.2	<5			<0.2	<0.3		
MW-46	46.06	2026.11	05/13/08	06/03/2008	Unfiltered	5.1		5.5 Jq	<1	<5			<1	<1		
MW-46	48.20	2023.97	05/12/09	06/11/2009	Unfiltered	12		<9.1	<0.33	<6.9	<0.33	<0.69	<4.3	<0.55	<0.28	<0.20
MW-46	51.99	2020.18	11/04/2009	11/16/2009	Unfiltered	8.6		<5.0	<0.11	<1.2			<0.48	<0.13		
MW-46	46.97	2025.201	05/17/2010	06/16/2010	Unfiltered	11		<5.0	<0.11	<1.2			<0.48	<0.13		
MW-47	NA	NA	NA	03/22/1993	Unfiltered											
MW-47	0.00	2077.68	05/20/02	05/20/2002	Unfiltered	<0.5		<9.5	<0.26	<2.8	<0.15	<0.49	<0.46	<0.23	<0.29	<0.29
MW-47	0.00	2077.68	07/10/03	07/22/2003	Unfiltered	<1.1		<3.6	<0.33	<1.7	<0.26	<0.37	<0.90	<0.87	<0.34	<0.11
MW-47	0.00	2077.68	06/18/04	06/25/2004	Unfiltered	<1.1		<3.6	<0.33	<1.7	<0.26	<0.37	<0.90	<0.87	<0.34	<0.11
MW-47	0.00	2077.68	06/02/05	06/22/2005	Unfiltered	<1.1		<6.1	<0.27	<4.2	<0.47	<0.68	<2.9	<0.62	<0.29	<0.21
MW-47	0.00	2077.682	05/31/06	06/07/2006	Unfiltered	<0.40		<6.1	<0.27	<4.2	<0.47	<0.68	<2.9	<0.62	<0.29	<0.21
MW-47	0.00	0.00	05/29/07	06/13/2007	Unfiltered	<0.56 UJe		<5	<0.2	<5			<0.2	<0.3		
MW-47	0.00	2076.67	05/13/08	06/02/2008	Unfiltered	<0.56		<5	<1	<5			<1	<1		
MW-47	3.1 PSI	2083.83	05/12/09	06/19/2009	Unfiltered	<0.043		<5.0	<0.11	<1.2			<0.48	<0.13		

Consolidation Data Summary Table - Groundwater
Beaumont Site 1

	Water Level Data					Volatile Organics									
Sample Location	Depth to Water (feet below ground surface)	Groundwater Elevation (feet above mean sea level)	Elevation Date	Sample Date	Filter Status	tert-Butylbenzene -ug/L	Benzene -ug/L	Carbon Disulfide -ug/L	Chlorobenzene -ug/L	2-Chlorotoluene -ug/L	4-Chlorotoluene -ug/L	Chloroethane -ug/L	Chloromethane -ug/L	Carbon Tetrachloride -ug/L	Chloroform -ug/L
MW-45	0.00	2071.63	06/18/04	06/25/2004	Unfiltered	<0.23	<0.29	<0.28	<0.19	<0.67	<0.16	<0.46	<0.43	<0.40	<0.45
MW-45	0.00	2071.63	06/02/05	06/22/2005	Unfiltered	<0.17	<0.26	<1.0	<0.36	<0.24	<0.30	<0.52	<1.8	<0.42	<0.22
MW-45	0.00	2071.625	05/31/06	06/06/2006	Unfiltered	<0.17	<0.26	<1.0	<0.36	<0.24	<0.30	<0.52	<1.8	<0.42	<0.22
MW-45	0.00	0.00	05/30/07	06/13/2007	Unfiltered		<0.2	<0.2	<0.2			<0.2	<0.2	<0.2	<0.2
MW-45	0.00	2068.18	05/14/08	06/02/2008	Unfiltered		<1	<1	<1			<1	<1	<1	<1
MW-45	4.2 PSI	2077.88	05/12/09	06/12/2009	Unfiltered	<0.28	<0.28	<1.9	<0.22	<0.55	<0.21	<1.3	<0.49	<0.43	<0.33
MW-45	3.80 PSI	2076.954	05/17/2010	06/15/2010	Unfiltered		<0.14	<0.36	<0.23			<0.35	<0.36	<0.15	<0.17
MW-46	NA	NA	NA	03/22/1993	Unfiltered										
MW-46	43.24	2026.16	12/04/95	12/15/1995	Unfiltered				<2			<2	<2	<0.5	<1
MW-46	48.12	2021.28	10/21/96	10/23/1996	Unfiltered				<0.5			<1	<1	<0.5	<0.5
MW-46	51.82	2017.58	05/20/02	05/23/2002	Unfiltered	<0.25	<0.18	<0.48	<0.16	<0.14	<0.22	<0.36	<0.19	<0.25	<0.30
MW-46	52.79	2019.38	06/18/04	06/29/2004	Unfiltered	<0.23	<0.29	<0.28	<0.19	<0.67	<0.16	<0.46	<0.43	<0.40	<0.45
MW-46	37.49	2034.68	06/02/05	06/29/2005	Unfiltered	<0.17	<0.26	<1.0	<0.36	<0.24	<0.30	<0.52	<1.8	<0.42	<0.22
MW-46	46.12	2026.051	05/31/06	07/05/2006	Unfiltered	<0.17	<0.26	<1.0	<0.36	<0.24	<0.30	<0.52	<1.8	<0.42	<0.22
MW-46	51.03	2021.141	05/29/07	06/15/2007	Unfiltered		<0.2	<0.2	<0.2			<0.2	<0.2	<0.2	<0.2
MW-46	46.06	2026.11	05/13/08	06/03/2008	Unfiltered		<1	<1	<1			<1	<1	<1	<1
MW-46	48.20	2023.97	05/12/09	06/11/2009	Unfiltered	<0.28	<0.28	<1.9	<0.22	<0.55	<0.21	<1.3	<0.49	<0.43	<0.33
MW-46	51.99	2020.18	11/04/2009	11/16/2009	Unfiltered		<0.14	<0.36	<0.23			<0.35	<0.36	<0.15	<0.17
MW-46	46.97	2025.201	05/17/2010	06/16/2010	Unfiltered		<0.14	<0.36	<0.23			<0.35	<0.36	<0.15	<0.17
MW-47	NA	NA	NA	03/22/1993	Unfiltered										
MW-47	0.00	2077.68	05/20/02	05/20/2002	Unfiltered	<0.25	<0.18	<0.48	<0.16	<0.14	<0.22	<0.36	<0.19	<0.25	<0.30
MW-47	0.00	2077.68	07/10/03	07/22/2003	Unfiltered	<0.23	<0.29	<0.28	<0.19	<0.67	<0.16	<0.46	<0.43	<0.40	<0.45
MW-47	0.00	2077.68	06/18/04	06/25/2004	Unfiltered	<0.23	<0.29	<0.28	<0.19	<0.67	<0.16	<0.46	<0.43	<0.40	<0.45
MW-47	0.00	2077.68	06/02/05	06/22/2005	Unfiltered	<0.17	<0.26	<1.0	<0.36	<0.24	<0.30	<0.52	<1.8	<0.42	<0.22
MW-47	0.00	2077.682	05/31/06	06/07/2006	Unfiltered	<0.17	<0.26	<1.0	<0.36	<0.24	<0.30	<0.52	<1.8	<0.42	<0.22
MW-47	0.00	0.00	05/29/07	06/13/2007	Unfiltered		<0.2	<0.2	<0.2			<0.2	<0.2	<0.2	<0.2
MW-47	0.00	2076.67	05/13/08	06/02/2008	Unfiltered		<1	<1	<1			<1	<1	<1	<1
MW-47	3.1 PSI	2083.83	05/12/09	06/19/2009	Unfiltered		<0.14	<0.36	<0.23			<0.35	<0.36	<0.15	<0.17

Consolidation Data Summary Table - Groundwater
Beaumont Site 1

	Water Level Data					Volatile Organics									
Sample Location	Depth to Water (feet below ground surface)	Groundwater Elevation (feet above mean sea level)	Elevation Date	Sample Date	Filter Status	Dibromochloromethane -ug/L	1,2-Dibromo-3-Chloropropane -ug/L	Dibromomethane -ug/L	1,1-Dichloroethane -ug/L	1,2-Dichloroethane -ug/L	1,2-Dichlorobenzene -ug/L	1,3-Dichlorobenzene -ug/L	1,4-Dichlorobenzene -ug/L	1,1-Dichloroethene -ug/L	cis-1,2-Dichloroethene -ug/L
MW-45	0.00	2071.63	06/18/04	06/25/2004	Unfiltered	<0.29	<2.6	<0.46	<0.40	<0.35	<0.29	<0.27	<0.28	9.5	<0.56
MW-45	0.00	2071.63	06/02/05	06/22/2005	Unfiltered	<0.45	<2.5	<0.42	<0.53	<0.22	<0.24	<0.38	<0.30	8.6	<0.35
MW-45	0.00	2071.625	05/31/06	06/06/2006	Unfiltered	<0.45	<2.5	<0.42	<0.53	<0.22	<0.24	<0.38	<0.30	7.0	<0.35
MW-45	0.00	0.00	05/30/07	06/13/2007	Unfiltered	<0.2			0.51 Jq	<0.2				9.8	<0.2
MW-45	0.00	2068.18	05/14/08	06/02/2008	Unfiltered	<1			<1	<1				7.5	<1
MW-45	4.2 PSI	2077.88	05/12/09	06/12/2009	Unfiltered	<0.48	<3.1	<0.59	0.42 Jq	<0.31	<0.27 UJc	<0.28	<0.21	8.0	<0.49
MW-45	3.80 PSI	2076.954	05/17/2010	06/15/2010	Unfiltered	<0.37			0.53	<0.21	<0.20	<0.15	<0.072	12	<0.18
MW-46	NA	NA	NA	03/22/1993	Unfiltered					<1.6				4.67	
MW-46	43.24	2026.16	12/04/95	12/15/1995	Unfiltered	<1			<1	<0.5	<3	<2	<2	9.5	<1
MW-46	48.12	2021.28	10/21/96	10/23/1996	Unfiltered	<0.5			<0.5	<0.5	<0.5	<0.5	<0.5	5.6	
MW-46	51.82	2017.58	05/20/02	05/23/2002	Unfiltered	<0.21	<0.59	<0.20	<0.28	<0.38	<0.099	<0.30	<0.12	<0.56	<0.30
MW-46	52.79	2019.38	06/18/04	06/29/2004	Unfiltered	<0.29	<2.6	<0.46	<0.40	<0.35	<0.29	<0.27	<0.28	2.1	<0.56
MW-46	37.49	2034.68	06/02/05	06/29/2005	Unfiltered	<0.45	<2.5	<0.42	<0.53	<0.22	<0.24	<0.38	<0.30	2.1	<0.35
MW-46	46.12	2026.051	05/31/06	07/05/2006	Unfiltered	<0.45	<2.5	<0.42	<0.53	<0.22	<0.24	<0.38	<0.30	3.8 Bk	0.63 Jq
MW-46	51.03	2021.141	05/29/07	06/15/2007	Unfiltered	<0.2			0.34 Jq	<0.2				1.9	0.69 Jq
MW-46	46.06	2026.11	05/13/08	06/03/2008	Unfiltered	<1			<1	<1				2.2 Jq	<1
MW-46	48.20	2023.97	05/12/09	06/11/2009	Unfiltered	<0.48	<3.1	<0.59	0.51 Jq	<0.31	<0.27	<0.28	<0.21	2.8	1.1
MW-46	51.99	2020.18	11/04/2009	11/16/2009	Unfiltered	<0.37			0.33 Jq	<0.21	<0.20	<0.15	<0.072	1.6	0.65
MW-46	46.97	2025.201	05/17/2010	06/16/2010	Unfiltered	<0.37			0.58	<0.21	<0.20	<0.15	<0.072	3.7	1.2
MW-47	NA	NA	NA	03/22/1993	Unfiltered					<1.6				<3	
MW-47	0.00	2077.68	05/20/02	05/20/2002	Unfiltered	<0.21	<0.59	<0.20	<0.28	<0.38	<0.099	<0.30	<0.12	<0.56	<0.30
MW-47	0.00	2077.68	07/10/03	07/22/2003	Unfiltered	<0.29	<2.6	<0.46	<0.40	<0.35	<0.29	<0.27	<0.28	<0.32	<0.56
MW-47	0.00	2077.68	06/18/04	06/25/2004	Unfiltered	<0.29	<2.6	<0.46	<0.40	<0.35	<0.29	<0.27	<0.28	<0.32	<0.56
MW-47	0.00	2077.68	06/02/05	06/22/2005	Unfiltered	<0.45	<2.5	<0.42	<0.53	<0.22	<0.24	<0.38	<0.30	<0.31	<0.35
MW-47	0.00	2077.682	05/31/06	06/07/2006	Unfiltered	<0.45	<2.5	<0.42	<0.53	<0.22	<0.24	<0.38	<0.30	<0.31	<0.35
MW-47	0.00	0.00	05/29/07	06/13/2007	Unfiltered	<0.2			<0.2	<0.2				<0.2	<0.2
MW-47	0.00	2076.67	05/13/08	06/02/2008	Unfiltered	<1			<1	<1				<1	<1
MW-47	3.1 PSI	2083.83	05/12/09	06/19/2009	Unfiltered	<0.37			<0.098	<0.21	<0.20	<0.15	<0.072	<0.12	<0.18

Consolidation Data Summary Table - Groundwater
Beaumont Site 1

	Water Level Data					Volatile Organics										
Sample Location	Depth to Water (feet below ground surface)	Groundwater Elevation (feet above mean sea level)	Elevation Date	Sample Date	Filter Status	trans-1,2-Dichloroethene -ug/L	1,1-Dichloropropene -ug/L	cis-1,3-Dichloropropene -ug/L	trans-1,3-Dichloropropene -ug/L	1,2-Dichloropropane -ug/L	1,3-Dichloropropane -ug/L	2,2-Dichloropropane -ug/L	1,2-Dibromoethane -ug/L	Dichlorodifluoromethane -ug/L	Ethylbenzene -ug/L	Ethene -ug/L
MW-45	0.00	2071.63	06/18/04	06/25/2004	Unfiltered	<0.60	<0.55	<0.44	<0.30	<0.40	<0.35	<0.39	<0.51	<0.47	<0.19	
MW-45	0.00	2071.63	06/02/05	06/22/2005	Unfiltered	<0.29	<0.21	<0.45	<0.31	<0.28	<0.30	<0.40	<0.81	<0.27	<0.17	
MW-45	0.00	2071.625	05/31/06	06/06/2006	Unfiltered	<0.29	<0.21	<0.45	<0.31	<0.28	<0.30	<0.40	<0.81	<0.27	<0.17	
MW-45	0.00	0.00	05/30/07	06/13/2007	Unfiltered	<0.2		<0.2	<0.2	<0.2					<0.2	
MW-45	0.00	2068.18	05/14/08	06/02/2008	Unfiltered	<1		<1	<1	<1					<1	
MW-45	4.2 PSI	2077.88	05/12/09	06/12/2009	Unfiltered	<0.40	<0.26	<0.28	<0.36	<0.38	<0.38	<0.46	<0.47	<0.49	<0.22	
MW-45	3.80 PSI	2076.954	05/17/2010	06/15/2010	Unfiltered	<0.10		<0.30	<0.24	<0.19					<0.26	<0.02
MW-46	NA	NA	NA	03/22/1993	Unfiltered											
MW-46	43.24	2026.16	12/04/95	12/15/1995	Unfiltered	<1		<0.5	<0.5	<1				<5		
MW-46	48.12	2021.28	10/21/96	10/23/1996	Unfiltered	<0.5		<0.5	<0.5	<0.5				<0.5		
MW-46	51.82	2017.58	05/20/02	05/23/2002	Unfiltered	<0.37	<0.16	<0.19	<0.25	<0.16	<0.30	<0.28	<0.18	<0.28	<0.12	
MW-46	52.79	2019.38	06/18/04	06/29/2004	Unfiltered	<0.60	<0.55	<0.44	<0.30	<0.40	<0.35	<0.39	<0.51	<0.47	<0.19	
MW-46	37.49	2034.68	06/02/05	06/29/2005	Unfiltered	<0.29	<0.21	<0.45	<0.31	<0.28	<0.30	<0.40	<0.81	<0.27	<0.17	
MW-46	46.12	2026.051	05/31/06	07/05/2006	Unfiltered	<0.29	<0.21	<0.45	<0.31	<0.28	<0.30	<0.40	<0.81	<0.27	<0.17	
MW-46	51.03	2021.141	05/29/07	06/15/2007	Unfiltered	<0.2		<0.2	<0.2	<0.2					<0.2	
MW-46	46.06	2026.11	05/13/08	06/03/2008	Unfiltered	<1		<1	<1	<1					<1	
MW-46	48.20	2023.97	05/12/09	06/11/2009	Unfiltered	<0.40	<0.26	<0.28	<0.36	<0.38	<0.38	<0.46	<0.47	<0.49	<0.22	
MW-46	51.99	2020.18	11/04/2009	11/16/2009	Unfiltered	<0.10		<0.30	<0.24	<0.19					<0.26	
MW-46	46.97	2025.201	05/17/2010	06/16/2010	Unfiltered	<0.10		<0.30	<0.24	<0.19					<0.26	0.03 Jq
MW-47	NA	NA	NA	03/22/1993	Unfiltered											
MW-47	0.00	2077.68	05/20/02	05/20/2002	Unfiltered	<0.37	<0.16	<0.19	<0.25	<0.16	<0.30	<0.28	<0.18	<0.28	<0.12	
MW-47	0.00	2077.68	07/10/03	07/22/2003	Unfiltered	<0.60	<0.55	<0.44	<0.30	<0.40	<0.35	<0.39	<0.51	<0.47	<0.19	
MW-47	0.00	2077.68	06/18/04	06/25/2004	Unfiltered	<0.60	<0.55	<0.44	<0.30	<0.40	<0.35	<0.39	<0.51	<0.47	<0.19	
MW-47	0.00	2077.68	06/02/05	06/22/2005	Unfiltered	<0.29	<0.21	<0.45	<0.31	<0.28	<0.30	<0.40	<0.81	<0.27	<0.17	
MW-47	0.00	2077.682	05/31/06	06/07/2006	Unfiltered	<0.29	<0.21	<0.45	<0.31	<0.28	<0.30	<0.40	<0.81	<0.27	<0.17	
MW-47	0.00	0.00	05/29/07	06/13/2007	Unfiltered	<0.2		<0.2	<0.2	<0.2					<0.2	
MW-47	0.00	2076.67	05/13/08	06/02/2008	Unfiltered	<1		<1	<1	<1					<1	
MW-47	3.1 PSI	2083.83	05/12/09	06/19/2009	Unfiltered	<0.10		<0.30	<0.24	<0.19					<0.26	

Consolidation Data Summary Table - Groundwater
Beaumont Site 1

	Water Level Data						Volatile Organics									
Sample Location	Depth to Water (feet below ground surface)	Groundwater Elevation (feet above mean sea level)	Elevation Date	Sample Date	Filter Status	Ethane -ug/L	Hexachlorobutadiene -ug/L	2-Hexanone -ug/L	p-Isopropyltoluene -ug/L	Isopropylbenzene -ug/L	Methane -ug/L	4-Methyl-2-Pentanone -ug/L	Methyl tert-butyl ether (MTBE) -ug/L	Methylene Chloride -ug/L	Naphthalene -ug/L	n-Propylbenzene -ug/L
MW-45	0.00	2071.63	06/18/04	06/25/2004	Unfiltered			<2.5	<0.17	<0.17		<2.6	<0.28	<1.7	<0.56	<0.24
MW-45	0.00	2071.63	06/02/05	06/22/2005	Unfiltered			<1.9	<0.21	<0.24		<2.4	<0.29	<2.6	<0.95	<0.30
MW-45	0.00	2071.625	05/31/06	06/06/2006	Unfiltered			<1.9	<0.21	<0.24		<2.4	<0.29	24 Bak	<0.95	<0.30
MW-45	0.00	0.00	05/30/07	06/13/2007	Unfiltered			<5				<5	<0.2	<0.5		
MW-45	0.00	2068.18	05/14/08	06/02/2008	Unfiltered			<5				<5	<1	1.2 BJakq		
MW-45	4.2 PSI	2077.88	05/12/09	06/12/2009	Unfiltered			<6.9	<0.26	<0.23		<4.4	<0.30	<2.6	<2.5	<0.79
MW-45	3.80 PSI	2076.954	05/17/2010	06/15/2010	Unfiltered	<0.01		<1.2			0.08 BJa	<0.95	<0.29	<0.15		
MW-46	NA	NA	NA	03/22/1993	Unfiltered											
MW-46	43.24	2026.16	12/04/95	12/15/1995	Unfiltered									<2		
MW-46	48.12	2021.28	10/21/96	10/23/1996	Unfiltered									<2		
MW-46	51.82	2017.58	05/20/02	05/23/2002	Unfiltered		<0.26		<0.23	<0.19		<0.15	<0.30	1 BJkq	<0.090	<0.28
MW-46	52.79	2019.38	06/18/04	06/29/2004	Unfiltered			<2.5	<0.17	<0.17		<2.6	<0.28	<1.7	<0.56	<0.24
MW-46	37.49	2034.68	06/02/05	06/29/2005	Unfiltered			<1.9	<0.21	<0.24		<2.4	<0.29	<2.6	<0.95	<0.30
MW-46	46.12	2026.051	05/31/06	07/05/2006	Unfiltered			<1.9	<0.21	<0.24		<2.4	<0.29	<2.6	<0.95	<0.30
MW-46	51.03	2021.141	05/29/07	06/15/2007	Unfiltered			<5				<5	<0.2	<0.5		
MW-46	46.06	2026.11	05/13/08	06/03/2008	Unfiltered			<5				<5	<1	<1		
MW-46	48.20	2023.97	05/12/09	06/11/2009	Unfiltered			<6.9	<0.26	<0.23		<4.4	<0.30	<2.6	<2.5	<0.79
MW-46	51.99	2020.18	11/04/2009	11/16/2009	Unfiltered			<1.2				<0.95	<0.29	<0.15		
MW-46	46.97	2025.201	05/17/2010	06/16/2010	Unfiltered	<0.01		<1.2			5.7	<0.95	<0.29	<0.15		
MW-47	NA	NA	NA	03/22/1993	Unfiltered											
MW-47	0.00	2077.68	05/20/02	05/20/2002	Unfiltered		<0.26		<0.23	<0.19		<0.15	<0.30	4 BJakq	<0.090	<0.28
MW-47	0.00	2077.68	07/10/03	07/22/2003	Unfiltered			<2.5	<0.17	<0.17		<2.6	<0.28	<1.7	<0.56	<0.24
MW-47	0.00	2077.68	06/18/04	06/25/2004	Unfiltered			<2.5	<0.17	<0.17		<2.6	<0.28	<1.7	<0.56	<0.24
MW-47	0.00	2077.68	06/02/05	06/22/2005	Unfiltered			<1.9	<0.21	<0.24		<2.4	<0.29	<2.6	<0.95	<0.30
MW-47	0.00	2077.682	05/31/06	06/07/2006	Unfiltered			<1.9	<0.21	<0.24		<2.4	<0.29	65 Bak	<0.95	<0.30
MW-47	0.00	0.00	05/29/07	06/13/2007	Unfiltered			<5				<5	<0.2	<0.5		
MW-47	0.00	2076.67	05/13/08	06/02/2008	Unfiltered			<5				<5	<1	<1		
MW-47	3.1 PSI	2083.83	05/12/09	06/19/2009	Unfiltered			<1.2				<0.95	<0.29	<0.15		

Consolidation Data Summary Table - Groundwater
Beaumont Site 1

	Water Level Data					Volatile Organics										
Sample Location	Depth to Water (feet below ground surface)	Groundwater Elevation (feet above mean sea level)	Elevation Date	Sample Date	Filter Status	Styrene -ug/L	Toluene -ug/L	1,1,1,2-Tetrachloroethane -ug/L	1,1,1-Trichloroethane -ug/L	1,1,2-Trichloroethane -ug/L	1,2,3-Trichlorobenzene -ug/L	1,2,4-Trichlorobenzene -ug/L	Trichloroethene -ug/L	1,2,3-Trichloropropane -ug/L	Trichlorofluoromethane -ug/L	1,1,2-Trichloro-1,2,2-Trifluoroethane -ug/L
MW-45	0.00	2071.63	06/18/04	06/25/2004	Unfiltered	<0.14	<0.35	<0.45	<0.46	<0.42	<0.40	<0.28	12	<0.81	<0.27	<0.70
MW-45	0.00	2071.63	06/02/05	06/22/2005	Unfiltered	<0.29	<0.35	<0.37	<0.32	<0.54	<0.39	<0.35	10	<2.3	<0.36	<0.54
MW-45	0.00	2071.625	05/31/06	06/06/2006	Unfiltered	<0.29	<0.35	<0.37	<0.32	<0.54	<0.39	<0.35	7.6	<2.3	<0.36	<0.54
MW-45	0.00	0.00	05/30/07	06/13/2007	Unfiltered	<0.2	<0.2		0.27 Jq	<0.2			7.7			
MW-45	0.00	2068.18	05/14/08	06/02/2008	Unfiltered	<1	<1		<1	<1			10			
MW-45	4.2 PSI	2077.88	05/12/09	06/12/2009	Unfiltered	<0.30	<0.33	<0.35	<0.45	<0.54	<0.31	<0.49	8.3	<1.3	<0.31	<0.64
MW-45	3.80 PSI	2076.954	05/17/2010	06/15/2010	Unfiltered	<0.22	<0.22		0.26 Jq	<0.31			11	<0.29	<0.16	
MW-46	NA	NA	NA	03/22/1993	Unfiltered				<1				<2			
MW-46	43.24	2026.16	12/04/95	12/15/1995	Unfiltered				<1.2	<0.5			8.3		<5	
MW-46	48.12	2021.28	10/21/96	10/23/1996	Unfiltered				<0.5	<0.5			8.7		<0.5	
MW-46	51.82	2017.58	05/20/02	05/23/2002	Unfiltered	<0.12	<0.16	<0.27	<0.33	<0.34	<0.30	<0.37	0.5 Jq	<0.46	<0.22	
MW-46	52.79	2019.38	06/18/04	06/29/2004	Unfiltered	<0.14	<0.35	<0.45	<0.46	<0.42	<0.40	<0.28	<0.48	<0.81	<0.27	<0.70
MW-46	37.49	2034.68	06/02/05	06/29/2005	Unfiltered	<0.29	<0.35	<0.37	<0.32	<0.54	<0.39	<0.35	1.7	<2.3	<0.36	<0.54
MW-46	46.12	2026.051	05/31/06	07/05/2006	Unfiltered	<0.29	<0.35	<0.37	<0.32	<0.54	<0.39	<0.35	2.8 Bk	<2.3	<0.36	<0.54
MW-46	51.03	2021.141	05/29/07	06/15/2007	Unfiltered	<0.2	<0.2		<0.2	<0.2			0.65 Jq			
MW-46	46.06	2026.11	05/13/08	06/03/2008	Unfiltered	<1	<1		<1	<1			1.4 Jq			
MW-46	48.20	2023.97	05/12/09	06/11/2009	Unfiltered	<0.30	<0.33	<0.35	<0.45	<0.54	<0.31	<0.49	1.9	<1.3	<0.31	<0.64
MW-46	51.99	2020.18	11/04/2009	11/16/2009	Unfiltered	<0.22	<0.22		<0.12	<0.31			0.98	<0.29	<0.16	
MW-46	46.97	2025.201	05/17/2010	06/16/2010	Unfiltered	<0.22	<0.22		<0.12	<0.31			2.1	<0.29	<0.16	
MW-47	NA	NA	NA	03/22/1993	Unfiltered				<1				<2			
MW-47	0.00	2077.68	05/20/02	05/20/2002	Unfiltered	<0.12	<0.16	<0.27	<0.33	<0.34	<0.30	<0.37	<0.18	<0.46	<0.22	
MW-47	0.00	2077.68	07/10/03	07/22/2003	Unfiltered	<0.14	<0.35	<0.45	<0.46	<0.42	<0.40	<0.28	<0.48	<2.0	<0.27	
MW-47	0.00	2077.68	06/18/04	06/25/2004	Unfiltered	<0.14	<0.35	<0.45	<0.46	<0.42	<0.40	<0.28	<0.48	<0.81	<0.27	<0.70
MW-47	0.00	2077.68	06/02/05	06/22/2005	Unfiltered	<0.29	<0.35	<0.37	<0.32	<0.54	<0.39	<0.35	<0.30	<2.3	<0.36	<0.54
MW-47	0.00	2077.682	05/31/06	06/07/2006	Unfiltered	<0.29	<0.35	<0.37	<0.32	<0.54	<0.39	<0.35	<0.30	<2.3	<0.36	<0.54
MW-47	0.00	0.00	05/29/07	06/13/2007	Unfiltered	<0.2	<0.2		<0.2	<0.2			<0.2			
MW-47	0.00	2076.67	05/13/08	06/02/2008	Unfiltered	<1	<1		<1	<1			<1			
MW-47	3.1 PSI	2083.83	05/12/09	06/19/2009	Unfiltered	<0.22	<0.22		<0.12	<0.31			<0.17		<0.16	

Consolidation Data Summary Table - Groundwater
Beaumont Site 1

	Water Level Data					Volatile Organics							
Sample Location	Depth to Water (feet below ground surface)	Groundwater Elevation (feet above mean sea level)	Elevation Date	Sample Date	Filter Status	1,2,4-Trimethylbenzene -ug/L	1,3,5-Trimethylbenzene -ug/L	1,1,2,2-Tetrachloroethane -ug/L	Tetrachloroethene (PCE) -ug/L	Vinyl Acetate -ug/L	Vinyl Chloride -ug/L	m,p-Xylenes -ug/L	o-Xylene -ug/L
MW-45	0.00	2071.63	06/18/04	06/25/2004	Unfiltered	<0.22	<0.11	<0.19	<0.20	<3.6	<0.35	<0.17	<0.16
MW-45	0.00	2071.63	06/02/05	06/22/2005	Unfiltered	<0.26	<0.19	<0.37	<0.29	<3.2	<0.33	<0.38	<0.21
MW-45	0.00	2071.625	05/31/06	06/06/2006	Unfiltered	<0.26	<0.19	<0.37	<0.29	<3.2	<0.33	<0.38	<0.21
MW-45	0.00	0.00	05/30/07	06/13/2007	Unfiltered			<0.2	<0.2		<0.2	<0.5	<0.2
MW-45	0.00	2068.18	05/14/08	06/02/2008	Unfiltered			<1	<1		<1	<2	<1
MW-45	4.2 PSI	2077.88	05/12/09	06/12/2009	Unfiltered	<0.24	<0.23	<0.44	<0.51	<7.1	<0.33	<0.45	<0.24
MW-45	3.80 PSI	2076.954	05/17/2010	06/15/2010	Unfiltered			<0.29	<0.17	<0.48	<0.13	<0.36	<0.41
MW-46	NA	NA	NA	03/22/1993	Unfiltered				<3				
MW-46	43.24	2026.16	12/04/95	12/15/1995	Unfiltered			<1	<0.5		<0.5		
MW-46	48.12	2021.28	10/21/96	10/23/1996	Unfiltered			<0.5	<0.5		<0.5		
MW-46	51.82	2017.58	05/20/02	05/23/2002	Unfiltered	<0.20	<0.15	<0.22	<0.21		<0.44	<0.31	<0.088
MW-46	52.79	2019.38	06/18/04	06/29/2004	Unfiltered	<0.22	<0.11	<0.19	<0.20	<3.6	<0.35	<0.17	<0.16
MW-46	37.49	2034.68	06/02/05	06/29/2005	Unfiltered	<0.26	<0.19	<0.37	<0.29	<3.2	<0.33	<0.38	<0.21
MW-46	46.12	2026.051	05/31/06	07/05/2006	Unfiltered	<0.26	<0.19	<0.37	<0.29	<3.2	<0.33	<0.38	<0.21
MW-46	51.03	2021.141	05/29/07	06/15/2007	Unfiltered			<0.2	<0.2		0.52 Jq	<0.5	<0.2
MW-46	46.06	2026.11	05/13/08	06/03/2008	Unfiltered			<1	<1		<1	<2	<1
MW-46	48.20	2023.97	05/12/09	06/11/2009	Unfiltered	<0.24	<0.23	<0.44	<0.51	<7.1	0.44 Jq	<0.45	<0.24
MW-46	51.99	2020.18	11/04/2009	11/16/2009	Unfiltered			<0.29	<0.17	<0.48	0.30 Jq	<0.36	<0.41
MW-46	46.97	2025.201	05/17/2010	06/16/2010	Unfiltered			<0.29	<0.17	<0.48	0.70	<0.36	<0.41
MW-47	NA	NA	NA	03/22/1993	Unfiltered				<3				
MW-47	0.00	2077.68	05/20/02	05/20/2002	Unfiltered	<0.20	<0.15	<0.22	<0.21		<0.44	<0.31	<0.088
MW-47	0.00	2077.68	07/10/03	07/22/2003	Unfiltered	<0.22	<0.11	<0.19	<0.20	<3.6	<0.35	<0.17	<0.16
MW-47	0.00	2077.68	06/18/04	06/25/2004	Unfiltered	<0.22	<0.11	<0.19	<0.20	<3.6	<0.35	<0.17	<0.16
MW-47	0.00	2077.68	06/02/05	06/22/2005	Unfiltered	<0.26	<0.19	<0.37	<0.29	<3.2	<0.33	<0.38	<0.21
MW-47	0.00	2077.682	05/31/06	06/07/2006	Unfiltered	<0.26	<0.19	<0.37	<0.29	<3.2	<0.33	<0.38	<0.21
MW-47	0.00	0.00	05/29/07	06/13/2007	Unfiltered			<0.2	<0.2		<0.2	<0.5	<0.2
MW-47	0.00	2076.67	05/13/08	06/02/2008	Unfiltered			<1	<1		<1	<2	<1
MW-47	3.1 PSI	2083.83	05/12/09	06/19/2009	Unfiltered			<0.29	<0.17	<0.48	<0.13	<0.36	<0.41

Consolidation Data Summary Table - Groundwater
Beaumont Site 1

	Water Level Data					Volatile Organics										
Sample Location	Depth to Water (feet below ground surface)	Groundwater Elevation (feet above mean sea level)	Elevation Date	Sample Date	Filter Status	1,4-Dioxane -ug/L	N-Nitrosodimethylamine -ng/L	Acetone -ug/L	Bromodichloromethane -ug/L	2-Butanone -ug/L	Bromobenzene -ug/L	Bromochloromethane -ug/L	Bromomethane -ug/L	Bromoform -ug/L	n-Butylbenzene -ug/L	sec-Butylbenzene -ug/L
MW-47	3.00 PSI	2083.595	05/17/2010	06/16/2010	Unfiltered	0.19 Jq		<5.0	<0.11	<1.2			<0.48	<0.13		
MW-48	NA	NA	NA	03/22/1993	Unfiltered											
MW-48	10.29	2066.21	07/10/03	07/22/2003	Unfiltered	<1.1		<3.6	<0.33	<1.7	<0.26	<0.37	<0.90	<0.87	<0.34	<0.11
MW-48	11.51	2064.99	06/18/04	06/25/2004	Unfiltered	2.1		<3.6	<0.33	<1.7	<0.26	<0.37	<0.90	<0.87	<0.34	<0.11
MW-48	6.6	2069.897	05/31/06	06/07/2006	Unfiltered	<0.40		<6.1	<0.27	<4.2	<0.47	<0.68	<2.9	<0.62	<0.29	<0.21
MW-48	8.75	2067.69	05/13/08	06/03/2008	Unfiltered	0.71 Jq		5.7 Jq	<1	<5			<1	<1		
MW-48	9.35	2067.085	05/17/2010	06/10/2010	Unfiltered	1.4		<5.0	<0.11	<1.2			<0.48	<0.13		
MW-49	34.80	2093.39	10/29/92	10/14/1992	Unfiltered											
MW-49	0.00	0.00	03/27/95	03/13/1995	Unfiltered			<14	<1	<6			<5	<2		
MW-49	0.00	0.00	06/16/95	06/21/1995	Unfiltered				<1				<5	<2		
MW-49	2.85	2125.34	12/04/95	12/15/1995	Unfiltered				<1				<5	<2		
MW-49	6.55	2121.64	04/19/96	04/28/1996	Unfiltered				<0.5				<0.5	<0.5		
MW-49	11.12	2117.07	10/21/96	10/30/1996	Unfiltered				<0.5				<0.5	<1		
MW-49	13.04	2115.15	04/14/97	04/17/1997	Unfiltered				<0.5				<0.5	<1		
MW-49	16.38	2112.38	10/20/97	10/29/1997	Unfiltered				<0.5				<0.5	<1		
MW-49	1.30	2127.46	04/21/98	04/29/1998	Unfiltered				<0.5				<0.5	<0.5		
MW-49	2.46	2125.73	10/13/98	10/20/1998	Unfiltered				<0.5				<0.5	<0.5		
MW-49	8.00	2120.76	04/06/99	04/14/1999	Unfiltered				<0.5				<2	<2		
MW-49	12.39	2115.80	10/25/99	10/28/1999	Unfiltered				<0.5				<2	<2		
MW-49	16.20	2111.99	05/04/00	05/09/2000	Unfiltered				<0.5				<2	<2		
MW-49	19.65	2108.54	12/04/00	12/06/2000	Unfiltered				<1				<1	<1		
MW-49	24.79	2103.40	10/31/01	11/06/2001	Unfiltered				<1				<1	<1		
MW-49	27.82	2100.37	05/20/02	05/22/2002	Unfiltered											
MW-49	31.30	2099.62	07/11/03	07/25/2003	Unfiltered	24		<3.6	<0.33	<1.7	<0.26	<0.37	<0.90	<0.87	<0.34	<0.11
MW-49	34.83	2096.09	06/17/04	07/01/2004	Unfiltered	22		<3.6	<0.33	<1.7	<0.26	<0.37	<0.90	<0.87	<0.34	<0.11
MW-49	8.51	2122.41	06/01/05	06/28/2005	Unfiltered	19		<6.1	<0.27	<4.2	<0.47	<0.68	<2.9	<0.62	<0.29	<0.21
MW-49	16.78	2114.14	05/30/06	06/08/2006	Unfiltered	16		7.4 Jq	<0.27	<4.2	<0.47	<0.68	<2.9	<0.62	<0.29	<0.21
MW-49	23.76	2107.16	05/30/07	06/19/2007	Unfiltered	17		<5	<0.2	<5			<0.2	<0.3		

Consolidation Data Summary Table - Groundwater
Beaumont Site 1

	Water Level Data					Volatile Organics									
Sample Location	Depth to Water (feet below ground surface)	Groundwater Elevation (feet above mean sea level)	Elevation Date	Sample Date	Filter Status	tert-Butylbenzene -ug/L	Benzene -ug/L	Carbon Disulfide -ug/L	Chlorobenzene -ug/L	2-Chlorotoluene -ug/L	4-Chlorotoluene -ug/L	Chloroethane -ug/L	Chloromethane -ug/L	Carbon Tetrachloride -ug/L	Chloroform -ug/L
MW-47	3.00 PSI	2083.595	05/17/2010	06/16/2010	Unfiltered		<0.14	<0.36	<0.23			<0.35	<0.36	<0.15	<0.17
MW-48	NA	NA	NA	03/22/1993	Unfiltered										
MW-48	10.29	2066.21	07/10/03	07/22/2003	Unfiltered	<0.23	<0.29	<0.28	<0.19	<0.67	<0.16	<0.46	<0.43	<0.40	<0.45
MW-48	11.51	2064.99	06/18/04	06/25/2004	Unfiltered	<0.23	<0.29	<0.28	<0.19	<0.67	<0.16	<0.46	<0.43	<0.40	<0.45
MW-48	6.6	2069.897	05/31/06	06/07/2006	Unfiltered	<0.17	<0.26	<1.0	<0.36	<0.24	<0.30	<0.52	<1.8	<0.42	<0.22
MW-48	8.75	2067.69	05/13/08	06/03/2008	Unfiltered		<1	<1	<1			<1	<1	<1	<1
MW-48	9.35	2067.085	05/17/2010	06/10/2010	Unfiltered		<0.14	<0.36	<0.23			<0.35	<0.36	<0.15	<0.17
MW-49	34.80	2093.39	10/29/92	10/14/1992	Unfiltered										
MW-49	0.00	0.00	03/27/95	03/13/1995	Unfiltered		<1 U		<1			<2	<2	<0.5	<1
MW-49	0.00	0.00	06/16/95	06/21/1995	Unfiltered				<2			<2	<2	<0.5	<1
MW-49	2.85	2125.34	12/04/95	12/15/1995	Unfiltered				<2			<2	<2	<0.5	<1
MW-49	6.55	2121.64	04/19/96	04/28/1996	Unfiltered				<0.5			<0.5	<0.5	<0.5	<0.5
MW-49	11.12	2117.07	10/21/96	10/30/1996	Unfiltered				<0.5			<1	<1	<0.5	<0.5
MW-49	13.04	2115.15	04/14/97	04/17/1997	Unfiltered				<0.5			<1	<1	<0.5	<0.5
MW-49	16.38	2112.38	10/20/97	10/29/1997	Unfiltered				<0.5			<1	<1	<0.5	<0.5
MW-49	1.30	2127.46	04/21/98	04/29/1998	Unfiltered				<0.5			<0.5	<0.5	<0.5	<0.5
MW-49	2.46	2125.73	10/13/98	10/20/1998	Unfiltered				<0.5			<0.5	<0.5	<0.5	<0.5
MW-49	8.00	2120.76	04/06/99	04/14/1999	Unfiltered				<0.5			<2	<2	<0.5	<0.5
MW-49	12.39	2115.80	10/25/99	10/28/1999	Unfiltered				<0.5			<2	<2	<0.5	<0.5
MW-49	16.20	2111.99	05/04/00	05/09/2000	Unfiltered				<0.5			<2	<2	<0.5	<0.5
MW-49	19.65	2108.54	12/04/00	12/06/2000	Unfiltered				<0.5			<1	<1	<0.5	<1
MW-49	24.79	2103.40	10/31/01	11/06/2001	Unfiltered				<0.5			<1	<1	<0.5	<1
MW-49	27.82	2100.37	05/20/02	05/22/2002	Unfiltered									<0.5	<1
MW-49	31.30	2099.62	07/11/03	07/25/2003	Unfiltered	<0.23	<0.29	<0.28	<0.19	<0.67	<0.16	<0.46	<0.43	<0.40	<0.45
MW-49	34.83	2096.09	06/17/04	07/01/2004	Unfiltered	<0.23	<0.29	<0.28	<0.19	<0.67	<0.16	<0.46	<0.43	<0.40	<0.45
MW-49	8.51	2122.41	06/01/05	06/28/2005	Unfiltered	<0.17	<0.26	<1.0	<0.36	<0.24	<0.30	<0.52	<1.8	<0.42	<0.22
MW-49	16.78	2114.14	05/30/06	06/08/2006	Unfiltered	<0.17	<0.26	<1.0	<0.36	<0.24	<0.30	<0.52	<1.8	<0.42	0.27 Jq
MW-49	23.76	2107.16	05/30/07	06/19/2007	Unfiltered		<0.2	<0.2	<0.2			<0.2	<0.2	<0.2	0.97 Jq

Consolidation Data Summary Table - Groundwater
Beaumont Site 1

	Water Level Data					Volatile Organics									
Sample Location	Depth to Water (feet below ground surface)	Groundwater Elevation (feet above mean sea level)	Elevation Date	Sample Date	Filter Status	Dibromochloromethane -ug/L	1,2-Dibromo-3-Chloropropane -ug/L	Dibromomethane -ug/L	1,1-Dichloroethane -ug/L	1,2-Dichloroethane -ug/L	1,2-Dichlorobenzene -ug/L	1,3-Dichlorobenzene -ug/L	1,4-Dichlorobenzene -ug/L	1,1-Dichloroethene -ug/L	cis-1,2-Dichloroethene -ug/L
MW-47	3.00 PSI	2083.595	05/17/2010	06/16/2010	Unfiltered	<0.37			<0.098	<0.21	<0.20	<0.15	<0.072	<0.12	<0.18
MW-48	NA	NA	NA	03/22/1993	Unfiltered					<1.6				<3	
MW-48	10.29	2066.21	07/10/03	07/22/2003	Unfiltered	<0.29	<2.6	<0.46	<0.40	<0.35	<0.29	<0.27	<0.28	<0.32	<0.56
MW-48	11.51	2064.99	06/18/04	06/25/2004	Unfiltered	<0.29	<2.6	<0.46	<0.40	<0.35	<0.29	<0.27	<0.28	<0.32	<0.56
MW-48	6.6	2069.897	05/31/06	06/07/2006	Unfiltered	<0.45	<2.5	<0.42	<0.53	<0.22	<0.24	<0.38	<0.30	<0.31	<0.35
MW-48	8.75	2067.69	05/13/08	06/03/2008	Unfiltered	<1			<1	<1				<1	<1
MW-48	9.35	2067.085	05/17/2010	06/10/2010	Unfiltered	<0.37			<0.098	<0.21	<0.20	<0.15	<0.072	<0.12	<0.18
MW-49	34.80	2093.39	10/29/92	10/14/1992	Unfiltered					<100				900	
MW-49	0.00	0.00	03/27/95	03/13/1995	Unfiltered	<1			<1	<0.5	<1	<1	<1	34	<1
MW-49	0.00	0.00	06/16/95	06/21/1995	Unfiltered	<1			<1	1.2 E	<3	<2	<2	18	<1
MW-49	2.85	2125.34	12/04/95	12/15/1995	Unfiltered	<1			<1	<0.5	<3	<2	<2	<10	<1
MW-49	6.55	2121.64	04/19/96	04/28/1996	Unfiltered	<0.5			<0.5	<0.5	<0.5	<0.5	<0.5	8.9	<0.5
MW-49	11.12	2117.07	10/21/96	10/30/1996	Unfiltered	<0.5			<0.5	<0.5	<0.5	<0.5	<0.5	8.2	
MW-49	13.04	2115.15	04/14/97	04/17/1997	Unfiltered	<0.5			<0.5	<0.5	<0.5	<0.5	<0.5	6	
MW-49	16.38	2112.38	10/20/97	10/29/1997	Unfiltered	<0.5			<0.5	<0.5	<0.5	<0.5	<0.5	17	
MW-49	1.30	2127.46	04/21/98	04/29/1998	Unfiltered	<0.5			<0.5	<0.5	<0.5	<0.5	<0.5	12.3	
MW-49	2.46	2125.73	10/13/98	10/20/1998	Unfiltered	<0.5			<0.5	<0.5	<0.5	<0.5	<0.5	10	
MW-49	8.00	2120.76	04/06/99	04/14/1999	Unfiltered	<0.5			<0.5	<0.5	<1	<1	<1	5	<0.5
MW-49	12.39	2115.80	10/25/99	10/28/1999	Unfiltered	<0.5			<0.5	<0.5	<1	<1	<1	4	<0.5
MW-49	16.20	2111.99	05/04/00	05/09/2000	Unfiltered	<0.5			<0.5	<0.5	<1	<1	<1	6	<0.5
MW-49	19.65	2108.54	12/04/00	12/06/2000	Unfiltered	<1			<0.5	<0.5	<0.5	<0.5	<0.5	6.4	<0.5
MW-49	24.79	2103.40	10/31/01	11/06/2001	Unfiltered	<1			<0.5	0.6	<0.5	<0.5	<0.5	6.7	<0.5
MW-49	27.82	2100.37	05/20/02	05/22/2002	Unfiltered				16	<0.5				16	<1
MW-49	31.30	2099.62	07/11/03	07/25/2003	Unfiltered	<0.29	<2.6	<0.46	<0.40	<0.35	<0.29	<0.27	<0.28	16	<0.56
MW-49	34.83	2096.09	06/17/04	07/01/2004	Unfiltered	<0.29	<2.6	<0.46	<0.40	<0.35	<0.29	<0.27	<0.28	16	<0.56
MW-49	8.51	2122.41	06/01/05	06/28/2005	Unfiltered	<0.45	<2.5	<0.42	<0.53	<0.22	<0.24	<0.38	<0.30	33	<0.35
MW-49	16.78	2114.14	05/30/06	06/08/2006	Unfiltered	<0.45	<2.5	<0.42	<0.53	<0.22	<0.24	<0.38	<0.30	17	<0.35
MW-49	23.76	2107.16	05/30/07	06/19/2007	Unfiltered	<0.2			0.58 Jq	<0.2				18	<0.2

Consolidation Data Summary Table - Groundwater
Beaumont Site 1

	Water Level Data					Volatile Organics										
Sample Location	Depth to Water (feet below ground surface)	Groundwater Elevation (feet above mean sea level)	Elevation Date	Sample Date	Filter Status	trans-1,2-Dichloroethene -ug/L	1,1-Dichloropropene -ug/L	cis-1,3-Dichloropropene -ug/L	trans-1,3-Dichloropropene -ug/L	1,2-Dichloropropane -ug/L	1,3-Dichloropropane -ug/L	2,2-Dichloropropane -ug/L	1,2-Dibromoethane -ug/L	Dichlorodifluoromethane -ug/L	Ethylbenzene -ug/L	Ethene -ug/L
MW-47	3.00 PSI	2083.595	05/17/2010	06/16/2010	Unfiltered	<0.10		<0.30	<0.24	<0.19					<0.26	<0.02
MW-48	NA	NA	NA	03/22/1993	Unfiltered											
MW-48	10.29	2066.21	07/10/03	07/22/2003	Unfiltered	<0.60	<0.55	<0.44	<0.30	<0.40	<0.35	<0.39	<0.51	<0.47	<0.19	
MW-48	11.51	2064.99	06/18/04	06/25/2004	Unfiltered	<0.60	<0.55	<0.44	<0.30	<0.40	<0.35	<0.39	<0.51	<0.47	<0.19	
MW-48	6.6	2069.897	05/31/06	06/07/2006	Unfiltered	<0.29	<0.21	<0.45	<0.31	<0.28	<0.30	<0.40	<0.81	<0.27	<0.17	
MW-48	8.75	2067.69	05/13/08	06/03/2008	Unfiltered	<1		<1	<1	<1					<1	
MW-48	9.35	2067.085	05/17/2010	06/10/2010	Unfiltered	<0.10		<0.30	<0.24	<0.19					<0.26	<0.02
MW-49	34.80	2093.39	10/29/92	10/14/1992	Unfiltered											
MW-49	0.00	0.00	03/27/95	03/13/1995	Unfiltered	<1		<0.5	<0.5	2.8				<5	<1	
MW-49	0.00	0.00	06/16/95	06/21/1995	Unfiltered	<1		<0.5	<0.5	<1				<5		
MW-49	2.85	2125.34	12/04/95	12/15/1995	Unfiltered	<1		<0.5	<0.5	<1				<5		
MW-49	6.55	2121.64	04/19/96	04/28/1996	Unfiltered	<0.5		<0.5	<0.5	<0.5						
MW-49	11.12	2117.07	10/21/96	10/30/1996	Unfiltered	<0.5		<0.5	<0.5	<0.5				<0.5		
MW-49	13.04	2115.15	04/14/97	04/17/1997	Unfiltered	<0.5		<0.5	<0.5	<0.5				<0.5		
MW-49	16.38	2112.38	10/20/97	10/29/1997	Unfiltered	<0.5		<0.5	<0.5	<0.5				<0.5		
MW-49	1.30	2127.46	04/21/98	04/29/1998	Unfiltered	<0.5		<0.5	<0.5	<0.5				<0.5		
MW-49	2.46	2125.73	10/13/98	10/20/1998	Unfiltered	<0.5		<0.5	<0.5	<0.5				<0.5		
MW-49	8.00	2120.76	04/06/99	04/14/1999	Unfiltered	<0.5		<0.5	<0.5	<0.5				<2		
MW-49	12.39	2115.80	10/25/99	10/28/1999	Unfiltered	<0.5		<0.5	<0.5	<0.5				<2		
MW-49	16.20	2111.99	05/04/00	05/09/2000	Unfiltered	<0.5		<0.5	<0.5	<0.5				<2		
MW-49	19.65	2108.54	12/04/00	12/06/2000	Unfiltered	<0.5		<0.5	<0.5	<0.5				<1		
MW-49	24.79	2103.40	10/31/01	11/06/2001	Unfiltered	<0.5		<0.5	<0.5	<0.5				<1		
MW-49	27.82	2100.37	05/20/02	05/22/2002	Unfiltered	<1										
MW-49	31.30	2099.62	07/11/03	07/25/2003	Unfiltered	<0.60	<0.55	<0.44	<0.30	<0.40	<0.35	<0.39	<0.51	<0.47	<0.19	
MW-49	34.83	2096.09	06/17/04	07/01/2004	Unfiltered	<0.60	<0.55	<0.44	<0.30	<0.40	<0.35	<0.39	<0.51	<0.47	<0.19	
MW-49	8.51	2122.41	06/01/05	06/28/2005	Unfiltered	<0.29	<0.21	<0.45	<0.31	<0.28	<0.30	<0.40	<0.81	<0.27	<0.17	
MW-49	16.78	2114.14	05/30/06	06/08/2006	Unfiltered	<0.29	<0.21	<0.45	<0.31	<0.28	<0.30	<0.40	<0.81	<0.27	<0.17	
MW-49	23.76	2107.16	05/30/07	06/19/2007	Unfiltered	<0.2		<0.2	<0.2	<0.2					<0.2	

Consolidation Data Summary Table - Groundwater
Beaumont Site 1

	Water Level Data					Volatile Organics										
Sample Location	Depth to Water (feet below ground surface)	Groundwater Elevation (feet above mean sea level)	Elevation Date	Sample Date	Filter Status	Ethane -ug/L	Hexachlorobutadiene -ug/L	2-Hexanone -ug/L	p-Isopropyltoluene -ug/L	Isopropylbenzene -ug/L	Methane -ug/L	4-Methyl-2-Pentanone -ug/L	Methyl tert-butyl ether (MTBE) -ug/L	Methylene Chloride -ug/L	Naphthalene -ug/L	n-Propylbenzene -ug/L
MW-47	3.00 PSI	2083.595	05/17/2010	06/16/2010	Unfiltered	<0.01		<1.2			2.7	<0.95	<0.29	<0.15		
MW-48	NA	NA	NA	03/22/1993	Unfiltered											
MW-48	10.29	2066.21	07/10/03	07/22/2003	Unfiltered			<2.5	<0.17	<0.17		<2.6	<0.28	<1.7	<0.56	<0.24
MW-48	11.51	2064.99	06/18/04	06/25/2004	Unfiltered			<2.5	<0.17	<0.17		<2.6	<0.28	<1.7	<0.56	<0.24
MW-48	6.6	2069.897	05/31/06	06/07/2006	Unfiltered			<1.9	<0.21	<0.24		<2.4	<0.29	66 Bak	<0.95	<0.30
MW-48	8.75	2067.69	05/13/08	06/03/2008	Unfiltered			<5				<5	<1	<1		
MW-48	9.35	2067.085	05/17/2010	06/10/2010	Unfiltered	0.06 Jq		<1.2			1900	<0.95	<0.29	<0.15		
MW-49	34.80	2093.39	10/29/92	10/14/1992	Unfiltered											
MW-49	0.00	0.00	03/27/95	03/13/1995	Unfiltered									<2		
MW-49	0.00	0.00	06/16/95	06/21/1995	Unfiltered									<2		
MW-49	2.85	2125.34	12/04/95	12/15/1995	Unfiltered									<2		
MW-49	6.55	2121.64	04/19/96	04/28/1996	Unfiltered									<2		
MW-49	11.12	2117.07	10/21/96	10/30/1996	Unfiltered									<2		
MW-49	13.04	2115.15	04/14/97	04/17/1997	Unfiltered									<2		
MW-49	16.38	2112.38	10/20/97	10/29/1997	Unfiltered									<2		
MW-49	1.30	2127.46	04/21/98	04/29/1998	Unfiltered									<0.5		
MW-49	2.46	2125.73	10/13/98	10/20/1998	Unfiltered									<0.5		
MW-49	8.00	2120.76	04/06/99	04/14/1999	Unfiltered									<2		
MW-49	12.39	2115.80	10/25/99	10/28/1999	Unfiltered									<2		
MW-49	16.20	2111.99	05/04/00	05/09/2000	Unfiltered									<2		
MW-49	19.65	2108.54	12/04/00	12/06/2000	Unfiltered									<2		
MW-49	24.79	2103.40	10/31/01	11/06/2001	Unfiltered									<2		
MW-49	27.82	2100.37	05/20/02	05/22/2002	Unfiltered									<0.5		
MW-49	31.30	2099.62	07/11/03	07/25/2003	Unfiltered			<2.5	<0.17	<0.17		<2.6	<0.28	<1.7	<0.56	<0.24
MW-49	34.83	2096.09	06/17/04	07/01/2004	Unfiltered			<2.5	<0.17	<0.17		<2.6	<0.28	<1.7	<0.56	<0.24
MW-49	8.51	2122.41	06/01/05	06/28/2005	Unfiltered			<1.9	<0.21	<0.24		<2.4	<0.29	<2.6	<0.95	<0.30
MW-49	16.78	2114.14	05/30/06	06/08/2006	Unfiltered			<1.9	<0.21	<0.24		<2.4	<0.29	<2.6	<0.95	<0.30
MW-49	23.76	2107.16	05/30/07	06/19/2007	Unfiltered			<5				<5	<0.2	<0.5		

Consolidation Data Summary Table - Groundwater
Beaumont Site 1

	Water Level Data						Volatile Organics									
Sample Location	Depth to Water (feet below ground surface)	Groundwater Elevation (feet above mean sea level)	Elevation Date	Sample Date	Filter Status	Styrene -ug/L	Toluene -ug/L	1,1,1,2-Tetrachloroethane -ug/L	1,1,1-Trichloroethane -ug/L	1,1,2-Trichloroethane -ug/L	1,2,3-Trichlorobenzene -ug/L	1,2,4-Trichlorobenzene -ug/L	Trichloroethene -ug/L	1,2,3-Trichloropropane -ug/L	Trichlorofluoromethane -ug/L	1,1,2-Trichloro-1,2,2-Trifluoroethane -ug/L
MW-47	3.00 PSI	2083.595	05/17/2010	06/16/2010	Unfiltered	<0.22	<0.22		<0.12	<0.31			<0.17	<0.29	<0.16	
MW-48	NA	NA	NA	03/22/1993	Unfiltered				<1				<2			
MW-48	10.29	2066.21	07/10/03	07/22/2003	Unfiltered	<0.14	<0.35	<0.45	<0.46	<0.42	<0.40	<0.28	<0.48	<2.0	<0.27	
MW-48	11.51	2064.99	06/18/04	06/25/2004	Unfiltered	<0.14	<0.35	<0.45	<0.46	<0.42	<0.40	<0.28	<0.48	<0.81	<0.27	<0.70
MW-48	6.6	2069.897	05/31/06	06/07/2006	Unfiltered	<0.29	<0.35	<0.37	<0.32	<0.54	<0.39	<0.35	<0.30	<2.3	<0.36	<0.54
MW-48	8.75	2067.69	05/13/08	06/03/2008	Unfiltered	<1	<1		<1	<1			<1			
MW-48	9.35	2067.085	05/17/2010	06/10/2010	Unfiltered	<0.22	<0.22		<0.12	<0.31			<0.17	<0.29	<0.16	
MW-49	34.80	2093.39	10/29/92	10/14/1992	Unfiltered				50				68			
MW-49	0.00	0.00	03/27/95	03/13/1995	Unfiltered		<1		8.8	<0.5			28		<5	
MW-49	0.00	0.00	06/16/95	06/21/1995	Unfiltered				5.9	<0.5			21		<5	
MW-49	2.85	2125.34	12/04/95	12/15/1995	Unfiltered				2.6	<0.5			12		<5	
MW-49	6.55	2121.64	04/19/96	04/28/1996	Unfiltered				2	<0.5			11		<0.5	<0.5
MW-49	11.12	2117.07	10/21/96	10/30/1996	Unfiltered				1.5	<0.5			15		<0.5	
MW-49	13.04	2115.15	04/14/97	04/17/1997	Unfiltered				0.8	<0.5			16.8		<0.5	
MW-49	16.38	2112.38	10/20/97	10/29/1997	Unfiltered				1.5	<0.5			18.8		<0.5	
MW-49	1.30	2127.46	04/21/98	04/29/1998	Unfiltered				3.3	<0.5			17.4		<0.5	
MW-49	2.46	2125.73	10/13/98	10/20/1998	Unfiltered				<0.5	<0.5			10.9		<0.5	
MW-49	8.00	2120.76	04/06/99	04/14/1999	Unfiltered				<1	<0.5			7.5		<2	
MW-49	12.39	2115.80	10/25/99	10/28/1999	Unfiltered				<1	<0.5			6.2		<2	
MW-49	16.20	2111.99	05/04/00	05/09/2000	Unfiltered				<1	<0.5			8.6		<2	<5
MW-49	19.65	2108.54	12/04/00	12/06/2000	Unfiltered				<1	<0.5			8		<1	<2
MW-49	24.79	2103.40	10/31/01	11/06/2001	Unfiltered				1	<0.5			11		<1	<2
MW-49	27.82	2100.37	05/20/02	05/22/2002	Unfiltered		<1		2.1	<1			24			
MW-49	31.30	2099.62	07/11/03	07/25/2003	Unfiltered	<0.14	<0.35	<0.45	1.5	<0.42	<0.40	<0.28	20	<2.0	<0.27	
MW-49	34.83	2096.09	06/17/04	07/01/2004	Unfiltered	<0.14	<0.35	<0.45	1.2	<0.42	<0.40	<0.28	21	<0.81	<0.27	<0.70
MW-49	8.51	2122.41	06/01/05	06/28/2005	Unfiltered	<0.29	<0.35	<0.37	1.2	<0.54	<0.39	<0.35	30	<2.3	<0.36	<0.54
MW-49	16.78	2114.14	05/30/06	06/08/2006	Unfiltered	<0.29	<0.35	<0.37	0.57 Jq	<0.54	<0.39	<0.35	13	<2.3	<0.36	<0.54
MW-49	23.76	2107.16	05/30/07	06/19/2007	Unfiltered	<0.2	<0.2		1.1	<0.2			19			

Consolidation Data Summary Table - Groundwater
Beaumont Site 1

	Water Level Data					Volatile Organics							
Sample Location	Depth to Water (feet below ground surface)	Groundwater Elevation (feet above mean sea level)	Elevation Date	Sample Date	Filter Status	1,2,4-Trimethylbenzene -ug/L	1,3,5-Trimethylbenzene -ug/L	1,1,2,2-Tetrachloroethane -ug/L	Tetrachloroethene (PCE) -ug/L	Vinyl Acetate -ug/L	Vinyl Chloride -ug/L	m,p-Xylenes -ug/L	o-Xylene -ug/L
MW-47	3.00 PSI	2083.595	05/17/2010	06/16/2010	Unfiltered			<0.29	<0.17	<0.48	<0.13	<0.36	<0.41
MW-48	NA	NA	NA	03/22/1993	Unfiltered				<3				
MW-48	10.29	2066.21	07/10/03	07/22/2003	Unfiltered	<0.22	<0.11	<0.19	<0.20	<3.6	<0.35	<0.17	<0.16
MW-48	11.51	2064.99	06/18/04	06/25/2004	Unfiltered	<0.22	<0.11	<0.19	<0.20	<3.6	<0.35	<0.17	<0.16
MW-48	6.6	2069.897	05/31/06	06/07/2006	Unfiltered	<0.26	<0.19	<0.37	<0.29	<3.2	<0.33	<0.38	<0.21
MW-48	8.75	2067.69	05/13/08	06/03/2008	Unfiltered			<1	<1		<1	<2	<1
MW-48	9.35	2067.085	05/17/2010	06/10/2010	Unfiltered			<0.29	<0.17	<0.48	<0.13	<0.36	<0.41
MW-49	34.80	2093.39	10/29/92	10/14/1992	Unfiltered				<100				
MW-49	0.00	0.00	03/27/95	03/13/1995	Unfiltered			<1	<0.5		<0.5	<1	<1
MW-49	0.00	0.00	06/16/95	06/21/1995	Unfiltered			<1	<0.5		<0.5		
MW-49	2.85	2125.34	12/04/95	12/15/1995	Unfiltered			<1	<0.5		<0.5		
MW-49	6.55	2121.64	04/19/96	04/28/1996	Unfiltered			<0.5	<0.5		<0.5		
MW-49	11.12	2117.07	10/21/96	10/30/1996	Unfiltered			<0.5	<0.5		<0.5		
MW-49	13.04	2115.15	04/14/97	04/17/1997	Unfiltered			<0.5	<0.5		<0.5		
MW-49	16.38	2112.38	10/20/97	10/29/1997	Unfiltered			<0.5	<0.5		<0.5		
MW-49	1.30	2127.46	04/21/98	04/29/1998	Unfiltered			<0.5	<0.5		<0.5		
MW-49	2.46	2125.73	10/13/98	10/20/1998	Unfiltered			<0.5	<0.5		<0.5		
MW-49	8.00	2120.76	04/06/99	04/14/1999	Unfiltered			<0.5	1.4		<0.5		
MW-49	12.39	2115.80	10/25/99	10/28/1999	Unfiltered			<0.5	<0.5		<0.5		
MW-49	16.20	2111.99	05/04/00	05/09/2000	Unfiltered			<0.5	<0.5		<0.5		
MW-49	19.65	2108.54	12/04/00	12/06/2000	Unfiltered			<0.5	<0.5		<0.5		
MW-49	24.79	2103.40	10/31/01	11/06/2001	Unfiltered			<0.5	<0.5		<0.5		
MW-49	27.82	2100.37	05/20/02	05/22/2002	Unfiltered	<1			<1		<1		<0.5
MW-49	31.30	2099.62	07/11/03	07/25/2003	Unfiltered	<0.22	<0.11	<0.19	<0.20	<3.6	<0.35	<0.17	<0.16
MW-49	34.83	2096.09	06/17/04	07/01/2004	Unfiltered	<0.22	<0.11	<0.19	<0.20	<3.6	<0.35	<0.17	<0.16
MW-49	8.51	2122.41	06/01/05	06/28/2005	Unfiltered	<0.26	<0.19	<0.37	<0.29	<3.2	<0.33	<0.38	<0.21
MW-49	16.78	2114.14	05/30/06	06/08/2006	Unfiltered	<0.26	<0.19	<0.37	<0.29	<3.2	<0.33	<0.38	<0.21
MW-49	23.76	2107.16	05/30/07	06/19/2007	Unfiltered			<0.2	<0.2		<0.2	<0.5	<0.2

Consolidation Data Summary Table - Groundwater
Beaumont Site 1

	Water Level Data					Volatile Organics										
Sample Location	Depth to Water (feet below ground surface)	Groundwater Elevation (feet above mean sea level)	Elevation Date	Sample Date	Filter Status	1,4-Dioxane -ug/L	N-Nitrosodimethylamine -ng/L	Acetone -ug/L	Bromodichloromethane -ug/L	2-Butanone -ug/L	Bromobenzene -ug/L	Bromochloromethane -ug/L	Bromomethane -ug/L	Bromoform -ug/L	n-Butylbenzene -ug/L	sec-Butylbenzene -ug/L
MW-49	23.27	2107.65	05/13/08	06/09/2008	Unfiltered	6.7		<5	<1	<5			<1	<1		
MW-49	27.86	2103.06	05/07/09	06/18/2009	Unfiltered	24		<5.0	<0.11	<1.2			<0.48	<0.13		
MW-49	29.75	2101.17	05/17/2010	06/10/2010	Unfiltered	22		<5.0	<0.11	<1.2			<0.48	<0.13		
MW-49	31.60	2099.32	12/15/2010	1/10/2011	Unfiltered	11		<5.0	<0.11	<1.2			<0.48	<0.50		
MW-50	54.35	2094.41	10/29/92	10/07/1992	Unfiltered											
MW-50	NA	NA	NA	03/02/1993	Unfiltered											
MW-50	30.26	2118.50	12/17/94	12/17/1994	Unfiltered				<1				<5	<2		
MW-50	11.38	2137.38	06/16/95	06/19/1995	Unfiltered				<1				<5	<2		
MW-50	20.75	2128.01	12/04/95	12/15/1995	Unfiltered				<1				<5	<2		
MW-50	24.90	2123.86	04/19/96	04/27/1996	Unfiltered				<0.5				<0.5	<0.5		
MW-50	29.84	2118.92	10/21/96	10/30/1996	Unfiltered				<0.5				<0.5	<1		
MW-50	32.02	2116.74	04/14/97	04/22/1997	Unfiltered				<0.5				<0.5	<1		
MW-50	35.40	2113.36	10/20/97	10/28/1997	Unfiltered				<0.5				<0.5	<1		
MW-50	18.08	2130.68	04/21/98	04/30/1998	Unfiltered				<0.5				<0.5	<0.5		
MW-50	2.40	2146.36	10/13/98	10/20/1998	Unfiltered				<0.5				<0.5	<0.5		
MW-50	26.03	2122.73	04/06/99	04/13/1999	Unfiltered				<0.5				<2	<2		
MW-50	31.26	2117.50	10/25/99	10/28/1999	Unfiltered				<0.5				<2	<2		
MW-50	35.18	2113.58	05/04/00	05/09/2000	Unfiltered				<0.5				<2	<2		
MW-50	38.87	2109.89	12/04/00	12/07/2000	Unfiltered				<1				<1	<1		
MW-50	44.25	2104.51	10/29/01	11/07/2001	Unfiltered				<1				<1	<1		
MW-50	47.50	2101.26	05/20/02	05/21/2002	Unfiltered	10										
MW-50	51.15	2100.28	03/20/03	05/23/2003	Unfiltered											
MW-50	51.27	2100.16	12/17/2010	1/18/2011	Unfiltered	13		<5.0	<0.11	<1.2			<0.48	<0.50		
MW-51	41.70	2094.01	10/29/92	08/20/1992	Unfiltered											
MW-51	41.70	2094.01	10/29/92	09/28/1992	Unfiltered											
MW-51	41.70	2094.01	10/29/92	10/15/1992	Unfiltered											
MW-51	NA	NA	NA	03/12/1993	Unfiltered											
MW-51	17.84	2117.87	12/13/94	12/13/1994	Unfiltered				<1				<5 E	<2		

Consolidation Data Summary Table - Groundwater
Beaumont Site 1

	Water Level Data					Volatile Organics									
Sample Location	Depth to Water (feet below ground surface)	Groundwater Elevation (feet above mean sea level)	Elevation Date	Sample Date	Filter Status	tert-Butylbenzene -ug/L	Benzene -ug/L	Carbon Disulfide -ug/L	Chlorobenzene -ug/L	2-Chlorotoluene -ug/L	4-Chlorotoluene -ug/L	Chloroethane -ug/L	Chloromethane -ug/L	Carbon Tetrachloride -ug/L	Chloroform -ug/L
MW-49	23.27	2107.65	05/13/08	06/09/2008	Unfiltered		<1	<1	<1			<1	<1	<1	<1
MW-49	27.86	2103.06	05/07/09	06/18/2009	Unfiltered		<0.14	0.88	<0.23			<0.35	<0.36	<0.15	0.71
MW-49	29.75	2101.17	05/17/2010	06/10/2010	Unfiltered		<0.14	0.68	<0.23			<0.35	<0.36	<0.15	1.0
MW-49	31.60	2099.32	12/15/2010	1/10/2011	Unfiltered		<0.14	<0.36	<0.23			<0.35	<0.36	<0.15	<0.46
MW-50	54.35	2094.41	10/29/92	10/07/1992	Unfiltered										
MW-50	NA	NA	NA	03/02/1993	Unfiltered										
MW-50	30.26	2118.50	12/17/94	12/17/1994	Unfiltered				<2			<2	<2	<0.5	<1
MW-50	11.38	2137.38	06/16/95	06/19/1995	Unfiltered				<2			<2	<2	<0.5	<1
MW-50	20.75	2128.01	12/04/95	12/15/1995	Unfiltered				<2			<2	<2	<0.5	<1
MW-50	24.90	2123.86	04/19/96	04/27/1996	Unfiltered				<0.5			<0.5	<0.5	<0.5	<0.5
MW-50	29.84	2118.92	10/21/96	10/30/1996	Unfiltered				<0.5			<1	<1	<0.5	<0.5
MW-50	32.02	2116.74	04/14/97	04/22/1997	Unfiltered				<0.5			<1	<1	<0.5	<0.5
MW-50	35.40	2113.36	10/20/97	10/28/1997	Unfiltered				<0.5			<1	<1	<0.5	<0.5
MW-50	18.08	2130.68	04/21/98	04/30/1998	Unfiltered				<0.5			<0.5	<0.5	<0.5	<0.5
MW-50	2.40	2146.36	10/13/98	10/20/1998	Unfiltered				<0.5			<0.5	<0.5	<0.5	<0.5
MW-50	26.03	2122.73	04/06/99	04/13/1999	Unfiltered				<0.5			<2	<2	<0.5	<0.5
MW-50	31.26	2117.50	10/25/99	10/28/1999	Unfiltered				<0.5			<2	<2	<0.5	<0.5
MW-50	35.18	2113.58	05/04/00	05/09/2000	Unfiltered				<0.5			<2	<2	<0.5	<0.5
MW-50	38.87	2109.89	12/04/00	12/07/2000	Unfiltered				<0.5			<1	<1	<0.5	<0.5
MW-50	44.25	2104.51	10/29/01	11/07/2001	Unfiltered				<0.5			<1	<1	<0.5	<1
MW-50	47.50	2101.26	05/20/02	05/21/2002	Unfiltered										
MW-50	51.15	2100.28	03/20/03	05/23/2003	Unfiltered									<0.5	<1
MW-50	51.27	2100.16	12/17/2010	1/18/2011	Unfiltered		<0.14	<0.36	<0.23			<0.35	<0.36	<0.15	<0.46
MW-51	41.70	2094.01	10/29/92	08/20/1992	Unfiltered										
MW-51	41.70	2094.01	10/29/92	09/28/1992	Unfiltered										
MW-51	41.70	2094.01	10/29/92	10/15/1992	Unfiltered										
MW-51	NA	NA	NA	03/12/1993	Unfiltered										
MW-51	17.84	2117.87	12/13/94	12/13/1994	Unfiltered				<2 E			<2 E	<2 E	<0.5 E	<1.6 E

Consolidation Data Summary Table - Groundwater
Beaumont Site 1

	Water Level Data					Volatile Organics									
Sample Location	Depth to Water (feet below ground surface)	Groundwater Elevation (feet above mean sea level)	Elevation Date	Sample Date	Filter Status	Dibromochloromethane -ug/L	1,2-Dibromo-3-Chloropropane -ug/L	Dibromomethane -ug/L	1,1-Dichloroethane -ug/L	1,2-Dichloroethane -ug/L	1,2-Dichlorobenzene -ug/L	1,3-Dichlorobenzene -ug/L	1,4-Dichlorobenzene -ug/L	1,1-Dichloroethene -ug/L	cis-1,2-Dichloroethene -ug/L
MW-49	23.27	2107.65	05/13/08	06/09/2008	Unfiltered	<1			<1	<1				15	<1
MW-49	27.86	2103.06	05/07/09	06/18/2009	Unfiltered	<0.37			<0.098 Jq	<0.21	<0.20	<0.15	<0.072	15	<0.18
MW-49	29.75	2101.17	05/17/2010	06/10/2010	Unfiltered	<0.37			0.53	<0.21	<0.20	<0.15	<0.072	20	<0.18
MW-49	31.60	2099.32	12/15/2010	1/10/2011	Unfiltered	<0.37			0.23 Jq	<0.21	<0.20	<0.15	<0.072	13	<0.18
MW-50	54.35	2094.41	10/29/92	10/07/1992	Unfiltered					<32				700	
MW-50	NA	NA	NA	03/02/1993	Unfiltered					<8				1980	
MW-50	30.26	2118.50	12/17/94	12/17/1994	Unfiltered	<1			<1	<0.5	<3	<2	<2	9.9 E	<1
MW-50	11.38	2137.38	06/16/95	06/19/1995	Unfiltered	<1			<1	<0.5	<3	<2	<2	9.7	<1
MW-50	20.75	2128.01	12/04/95	12/15/1995	Unfiltered	<1			<1	<0.5	<3	<2	<2	5.1	<1
MW-50	24.90	2123.86	04/19/96	04/27/1996	Unfiltered	<0.5			<0.5	<0.5	<0.5	<0.5	<0.5	2.3	<0.5
MW-50	29.84	2118.92	10/21/96	10/30/1996	Unfiltered	<0.5			<0.5	<0.5	<0.5	<0.5	<0.5	2	
MW-50	32.02	2116.74	04/14/97	04/22/1997	Unfiltered	<0.5			<0.5	<0.5	<0.5	<0.5	<0.5	0.9	
MW-50	35.40	2113.36	10/20/97	10/28/1997	Unfiltered	<0.5			<0.5	<0.5	<0.5	<0.5	<0.5	9.3	
MW-50	18.08	2130.68	04/21/98	04/30/1998	Unfiltered	<0.5			<0.5	<0.5	<0.5	<0.5	<0.5	10.2	
MW-50	2.40	2146.36	10/13/98	10/20/1998	Unfiltered	<0.5			<0.5	<0.5	<0.5	<0.5	<0.5	7.4	
MW-50	26.03	2122.73	04/06/99	04/13/1999	Unfiltered	<0.5			<0.5	<0.5	<1	<1	<1	<2	<0.5
MW-50	31.26	2117.50	10/25/99	10/28/1999	Unfiltered	<0.5			<0.5	<0.5	<1	<1	<1	<2	<0.5
MW-50	35.18	2113.58	05/04/00	05/09/2000	Unfiltered	<0.5			<0.5	<0.5	<1	<1	<1	<2	<0.5
MW-50	38.87	2109.89	12/04/00	12/07/2000	Unfiltered	<1			<0.5	<0.5	<0.5	<0.5	<0.5	1.6	<0.5
MW-50	44.25	2104.51	10/29/01	11/07/2001	Unfiltered	<1			<0.5	<0.5	<0.5	<0.5	<0.5	1.4	<0.5
MW-50	47.50	2101.26	05/20/02	05/21/2002	Unfiltered										
MW-50	51.15	2100.28	03/20/03	05/23/2003	Unfiltered				<0.5	<0.5				3	<1
MW-50	51.27	2100.16	12/17/2010	1/18/2011	Unfiltered	<0.37			0.75	0.49 Jq	<0.20	<0.15	<0.072	28	<0.18
MW-51	41.70	2094.01	10/29/92	08/20/1992	Unfiltered					<32				2300	
MW-51	41.70	2094.01	10/29/92	09/28/1992	Unfiltered					<32				970	
MW-51	41.70	2094.01	10/29/92	10/15/1992	Unfiltered					<100				1100	
MW-51	NA	NA	NA	03/12/1993	Unfiltered					<16				1292	
MW-51	17.84	2117.87	12/13/94	12/13/1994	Unfiltered	<1			<1.3 E	<0.5	<3	<2	<2	47	<1

Consolidation Data Summary Table - Groundwater
Beaumont Site 1

	Water Level Data					Volatile Organics										
Sample Location	Depth to Water (feet below ground surface)	Groundwater Elevation (feet above mean sea level)	Elevation Date	Sample Date	Filter Status	trans-1,2-Dichloroethene -ug/L	1,1-Dichloropropene -ug/L	cis-1,3-Dichloropropene -ug/L	trans-1,3-Dichloropropene -ug/L	1,2-Dichloropropane -ug/L	1,3-Dichloropropane -ug/L	2,2-Dichloropropane -ug/L	1,2-Dibromoethane -ug/L	Dichlorodifluoromethane -ug/L	Ethylbenzene -ug/L	Ethene -ug/L
MW-49	23.27	2107.65	05/13/08	06/09/2008	Unfiltered	<1		<1	<1	<1					<1	
MW-49	27.86	2103.06	05/07/09	06/18/2009	Unfiltered	<0.10		<0.30	<0.24	<0.19					<0.26	
MW-49	29.75	2101.17	05/17/2010	06/10/2010	Unfiltered	<0.10		<0.30	<0.24	<0.19					<0.26	<0.02
MW-49	31.60	2099.32	12/15/2010	1/10/2011	Unfiltered	<0.10		<0.30	<0.24	<0.19					<0.26	<0.02
MW-50	54.35	2094.41	10/29/92	10/07/1992	Unfiltered											
MW-50	NA	NA	NA	03/02/1993	Unfiltered											
MW-50	30.26	2118.50	12/17/94	12/17/1994	Unfiltered	<1		<0.5	<0.5	<1				<5		
MW-50	11.38	2137.38	06/16/95	06/19/1995	Unfiltered	<1		<0.5	<0.5	<1				<5		
MW-50	20.75	2128.01	12/04/95	12/15/1995	Unfiltered	<1		<0.5	<0.5	<1				<5		
MW-50	24.90	2123.86	04/19/96	04/27/1996	Unfiltered	<0.5		<0.5	<0.5	<0.5						
MW-50	29.84	2118.92	10/21/96	10/30/1996	Unfiltered	<0.5		<0.5	<0.5	<0.5				<0.5		
MW-50	32.02	2116.74	04/14/97	04/22/1997	Unfiltered	<0.5		<0.5	<0.5	<0.5				<0.5		
MW-50	35.40	2113.36	10/20/97	10/28/1997	Unfiltered	<0.5		<0.5	<0.5	<0.5				<0.5		
MW-50	18.08	2130.68	04/21/98	04/30/1998	Unfiltered	<0.5		<0.5	<0.5	<0.5				<0.5		
MW-50	2.40	2146.36	10/13/98	10/20/1998	Unfiltered	<0.5		<0.5	<0.5	<0.5				<0.5		
MW-50	26.03	2122.73	04/06/99	04/13/1999	Unfiltered	<0.5		<0.5	<0.5	<0.5				<2		
MW-50	31.26	2117.50	10/25/99	10/28/1999	Unfiltered	<0.5		<0.5	<0.5	<0.5				<2		
MW-50	35.18	2113.58	05/04/00	05/09/2000	Unfiltered	<0.5		<0.5	<0.5	<0.5				<2		
MW-50	38.87	2109.89	12/04/00	12/07/2000	Unfiltered	<0.5		<0.5	<0.5	<0.5				<1		
MW-50	44.25	2104.51	10/29/01	11/07/2001	Unfiltered	<0.5		<0.5	<0.5	<0.5				<1		
MW-50	47.50	2101.26	05/20/02	05/21/2002	Unfiltered											
MW-50	51.15	2100.28	03/20/03	05/23/2003	Unfiltered	<1										
MW-50	51.27	2100.16	12/17/2010	1/18/2011	Unfiltered	<0.10		<0.30	<0.24	<0.19					<0.26	<0.02
MW-51	41.70	2094.01	10/29/92	08/20/1992	Unfiltered											
MW-51	41.70	2094.01	10/29/92	09/28/1992	Unfiltered											
MW-51	41.70	2094.01	10/29/92	10/15/1992	Unfiltered											
MW-51	NA	NA	NA	03/12/1993	Unfiltered											
MW-51	17.84	2117.87	12/13/94	12/13/1994	Unfiltered	<1		<0.5 E	<0.5	<1				<5 E		

Consolidation Data Summary Table - Groundwater
Beaumont Site 1

	Water Level Data					Volatile Organics										
Sample Location	Depth to Water (feet below ground surface)	Groundwater Elevation (feet above mean sea level)	Elevation Date	Sample Date	Filter Status	Ethane -ug/L	Hexachlorobutadiene -ug/L	2-Hexanone -ug/L	p-Isopropyltoluene -ug/L	Isopropylbenzene -ug/L	Methane -ug/L	4-Methyl-2-Pentanone -ug/L	Methyl tert-butyl ether (MTBE) -ug/L	Methylene Chloride -ug/L	Naphthalene -ug/L	n-Propylbenzene -ug/L
MW-49	23.27	2107.65	05/13/08	06/09/2008	Unfiltered			<5				<5	<1	1.1 BJakq		
MW-49	27.86	2103.06	05/07/09	06/18/2009	Unfiltered			<1.2				<0.95	<0.29	<0.15		
MW-49	29.75	2101.17	05/17/2010	06/10/2010	Unfiltered	<0.01		<1.2			0.08 Jq	<0.95	<0.29	<0.15		
MW-49	31.60	2099.32	12/15/2010	1/10/2011	Unfiltered	<0.01		<1.2			0.04 BJaq	<0.95	<0.43	<0.15		
MW-50	54.35	2094.41	10/29/92	10/07/1992	Unfiltered											
MW-50	NA	NA	NA	03/02/1993	Unfiltered											
MW-50	30.26	2118.50	12/17/94	12/17/1994	Unfiltered									<2		
MW-50	11.38	2137.38	06/16/95	06/19/1995	Unfiltered									<2		
MW-50	20.75	2128.01	12/04/95	12/15/1995	Unfiltered									<2		
MW-50	24.90	2123.86	04/19/96	04/27/1996	Unfiltered									<2		
MW-50	29.84	2118.92	10/21/96	10/30/1996	Unfiltered									<2		
MW-50	32.02	2116.74	04/14/97	04/22/1997	Unfiltered									<2		
MW-50	35.40	2113.36	10/20/97	10/28/1997	Unfiltered									<2		
MW-50	18.08	2130.68	04/21/98	04/30/1998	Unfiltered									<0.5		
MW-50	2.40	2146.36	10/13/98	10/20/1998	Unfiltered									<0.5		
MW-50	26.03	2122.73	04/06/99	04/13/1999	Unfiltered									<2		
MW-50	31.26	2117.50	10/25/99	10/28/1999	Unfiltered									<2		
MW-50	35.18	2113.58	05/04/00	05/09/2000	Unfiltered									<2		
MW-50	38.87	2109.89	12/04/00	12/07/2000	Unfiltered									<2		
MW-50	44.25	2104.51	10/29/01	11/07/2001	Unfiltered									<2		
MW-50	47.50	2101.26	05/20/02	05/21/2002	Unfiltered											
MW-50	51.15	2100.28	03/20/03	05/23/2003	Unfiltered									<0.5		
MW-50	51.27	2100.16	12/17/2010	1/18/2011	Unfiltered	<0.01		<1.2			0.09 BJkq	<0.95	<0.43	<0.15		
MW-51	41.70	2094.01	10/29/92	08/20/1992	Unfiltered											
MW-51	41.70	2094.01	10/29/92	09/28/1992	Unfiltered											
MW-51	41.70	2094.01	10/29/92	10/15/1992	Unfiltered											
MW-51	NA	NA	NA	03/12/1993	Unfiltered											
MW-51	17.84	2117.87	12/13/94	12/13/1994	Unfiltered									<2		

Consolidation Data Summary Table - Groundwater
Beaumont Site 1

	Water Level Data					Volatile Organics										
Sample Location	Depth to Water (feet below ground surface)	Groundwater Elevation (feet above mean sea level)	Elevation Date	Sample Date	Filter Status	Styrene -ug/L	Toluene -ug/L	1,1,1,2-Tetrachloroethane -ug/L	1,1,1-Trichloroethane -ug/L	1,1,2-Trichloroethane -ug/L	1,2,3-Trichlorobenzene -ug/L	1,2,4-Trichlorobenzene -ug/L	Trichloroethene -ug/L	1,2,3-Trichloropropane -ug/L	Trichlorofluoromethane -ug/L	1,1,2-Trichloro-1,2,2-Trifluoroethane -ug/L
MW-49	23.27	2107.65	05/13/08	06/09/2008	Unfiltered	<1	<1		<1	<1			17			
MW-49	27.86	2103.06	05/07/09	06/18/2009	Unfiltered	<0.22	<0.22		0.87	<0.31			25		<0.16	
MW-49	29.75	2101.17	05/17/2010	06/10/2010	Unfiltered	<0.22	<0.22		0.91	<0.31			24	<0.29	<0.16	
MW-49	31.60	2099.32	12/15/2010	1/10/2011	Unfiltered	<0.22	<0.22		0.27 Jq	<0.31			16	<0.29	<0.16	
MW-50	54.35	2094.41	10/29/92	10/07/1992	Unfiltered				66				140			
MW-50	NA	NA	NA	03/02/1993	Unfiltered				120				149.8			
MW-50	30.26	2118.50	12/17/94	12/17/1994	Unfiltered				3.5	<0.5			12 E		<5	
MW-50	11.38	2137.38	06/16/95	06/19/1995	Unfiltered				3.1	<0.5			9		<5	
MW-50	20.75	2128.01	12/04/95	12/15/1995	Unfiltered				1.8	<0.5			6.4		<5	
MW-50	24.90	2123.86	04/19/96	04/27/1996	Unfiltered				0.64	<0.5			3.4		<0.5	<0.5
MW-50	29.84	2118.92	10/21/96	10/30/1996	Unfiltered				<0.5	<0.5			6.2		<0.5	
MW-50	32.02	2116.74	04/14/97	04/22/1997	Unfiltered				<0.5	<0.5			7		<0.5	
MW-50	35.40	2113.36	10/20/97	10/28/1997	Unfiltered				0.8	<0.5			12.6		<0.5	
MW-50	18.08	2130.68	04/21/98	04/30/1998	Unfiltered				3.2	<0.5			15.7		<0.5	
MW-50	2.40	2146.36	10/13/98	10/20/1998	Unfiltered				<0.5	<0.5			8		<0.5	
MW-50	26.03	2122.73	04/06/99	04/13/1999	Unfiltered				<1	<0.5			<0.5		<2	
MW-50	31.26	2117.50	10/25/99	10/28/1999	Unfiltered				<1	<0.5			2.2		<2	
MW-50	35.18	2113.58	05/04/00	05/09/2000	Unfiltered				<1	<0.5			2.8		<2	<5
MW-50	38.87	2109.89	12/04/00	12/07/2000	Unfiltered				<0.5	<0.5			2.6		<1	<2
MW-50	44.25	2104.51	10/29/01	11/07/2001	Unfiltered				<0.5	<0.5			3.1		<1	<2
MW-50	47.50	2101.26	05/20/02	05/21/2002	Unfiltered											
MW-50	51.15	2100.28	03/20/03	05/23/2003	Unfiltered		<1		<1	<1			5.8			
MW-50	51.27	2100.16	12/17/2010	1/18/2011	Unfiltered	<0.22	<0.22		0.31 Jq	<0.31			29	<0.29	<0.16	
MW-51	41.70	2094.01	10/29/92	08/20/1992	Unfiltered				<20				600			
MW-51	41.70	2094.01	10/29/92	09/28/1992	Unfiltered				64				200			
MW-51	41.70	2094.01	10/29/92	10/15/1992	Unfiltered				52				87			
MW-51	NA	NA	NA	03/12/1993	Unfiltered				27				162.7			
MW-51	17.84	2117.87	12/13/94	12/13/1994	Unfiltered				<18 E	<0.5			<57		<5 E	

Consolidation Data Summary Table - Groundwater
Beaumont Site 1

	Water Level Data						Volatile Organics							
Sample Location	Depth to Water (feet below ground surface)	Groundwater Elevation (feet above mean sea level)	Elevation Date	Sample Date	Filter Status	1,2,4-Trimethylbenzene -ug/L	1,3,5-Trimethylbenzene -ug/L	1,1,2,2-Tetrachloroethane -ug/L	Tetrachloroethene (PCE) -ug/L	Vinyl Acetate -ug/L	Vinyl Chloride -ug/L	m,p-Xylenes -ug/L	o-Xylene -ug/L
MW-49	23.27	2107.65	05/13/08	06/09/2008	Unfiltered			<1	<1		<1	<2	<1
MW-49	27.86	2103.06	05/07/09	06/18/2009	Unfiltered			<0.29	<0.17	<0.48	<0.13	<0.36	<0.41
MW-49	29.75	2101.17	05/17/2010	06/10/2010	Unfiltered			<0.29	<0.17	<0.48	<0.13	<0.36	<0.41
MW-49	31.60	2099.32	12/15/2010	1/10/2011	Unfiltered			<0.29	<0.23	<0.48	<0.13	<0.36	<0.41
MW-50	54.35	2094.41	10/29/92	10/07/1992	Unfiltered				<60				
MW-50	NA	NA	NA	03/02/1993	Unfiltered				<15				
MW-50	30.26	2118.50	12/17/94	12/17/1994	Unfiltered			<1	<0.5		<0.5		
MW-50	11.38	2137.38	06/16/95	06/19/1995	Unfiltered			<1	<0.5		<0.5		
MW-50	20.75	2128.01	12/04/95	12/15/1995	Unfiltered			<1	<0.5		<0.5		
MW-50	24.90	2123.86	04/19/96	04/27/1996	Unfiltered			<0.5	<0.5		<0.5		
MW-50	29.84	2118.92	10/21/96	10/30/1996	Unfiltered			<0.5	<0.5		<0.5		
MW-50	32.02	2116.74	04/14/97	04/22/1997	Unfiltered			<0.5	<0.5		<0.5		
MW-50	35.40	2113.36	10/20/97	10/28/1997	Unfiltered			<0.5	<0.5		<0.5		
MW-50	18.08	2130.68	04/21/98	04/30/1998	Unfiltered			<0.5	<0.5		<0.5		
MW-50	2.40	2146.36	10/13/98	10/20/1998	Unfiltered			<0.5	<0.5		<0.5		
MW-50	26.03	2122.73	04/06/99	04/13/1999	Unfiltered			<0.5	<0.5		<0.5		
MW-50	31.26	2117.50	10/25/99	10/28/1999	Unfiltered			<0.5	<0.5		<0.5		
MW-50	35.18	2113.58	05/04/00	05/09/2000	Unfiltered			<0.5	<0.5		<0.5		
MW-50	38.87	2109.89	12/04/00	12/07/2000	Unfiltered			<0.5	<0.5		<0.5		
MW-50	44.25	2104.51	10/29/01	11/07/2001	Unfiltered			<0.5	<0.5		<0.5		
MW-50	47.50	2101.26	05/20/02	05/21/2002	Unfiltered								
MW-50	51.15	2100.28	03/20/03	05/23/2003	Unfiltered	<1			<1		<1		<0.5
MW-50	51.27	2100.16	12/17/2010	1/18/2011	Unfiltered			<0.29	<0.23	<0.48	<0.13	<0.36	<0.41
MW-51	41.70	2094.01	10/29/92	08/20/1992	Unfiltered				<60				
MW-51	41.70	2094.01	10/29/92	09/28/1992	Unfiltered				<60				
MW-51	41.70	2094.01	10/29/92	10/15/1992	Unfiltered				<100				
MW-51	NA	NA	NA	03/12/1993	Unfiltered				<30				
MW-51	17.84	2117.87	12/13/94	12/13/1994	Unfiltered			<1	<0.5 E		<0.5 E		

Consolidation Data Summary Table - Groundwater
Beaumont Site 1

	Water Level Data					Volatile Organics										
Sample Location	Depth to Water (feet below ground surface)	Groundwater Elevation (feet above mean sea level)	Elevation Date	Sample Date	Filter Status	1,4-Dioxane -ug/L	N-Nitrosodimethylamine -ng/L	Acetone -ug/L	Bromodichloromethane -ug/L	2-Butanone -ug/L	Bromobenzene -ug/L	Bromochloromethane -ug/L	Bromomethane -ug/L	Bromoform -ug/L	n-Butylbenzene -ug/L	sec-Butylbenzene -ug/L
MW-51	0.30	2135.41	06/16/95	06/21/1995	Unfiltered				<1				<5	<2		
MW-51	12.88	2122.83	04/19/96	04/28/1996	Unfiltered				<0.5				<0.5	<0.5		
MW-51	17.66	2118.05	10/21/96	10/29/1996	Unfiltered				<0.5				<0.5	<1		
MW-51	19.68	2116.03	04/14/97	04/23/1997	Unfiltered				<0.5				<0.5	<1		
MW-51	23.04	2112.67	10/20/97	10/28/1997	Unfiltered				<0.5				<0.5	<1		
MW-51	7.34	2128.37	04/21/98	04/29/1998	Unfiltered				<0.5				<0.5	<0.5		
MW-51	8.78	2126.93	10/13/98	10/20/1998	Unfiltered				<0.5				<0.5	<0.5		
MW-51	14.01	2121.70	04/06/99	04/13/1999	Unfiltered				<0.5				<2	<2		
MW-51	18.89	2116.82	10/25/99	10/28/1999	Unfiltered				<0.5				<2	<2		
MW-51	22.67	2113.04	05/04/00	05/09/2000	Unfiltered				<0.5				<2	<2		
MW-51	26.20	2109.51	12/04/00	12/06/2000	Unfiltered				<1				<1	<1		
MW-51	31.30	2104.41	10/29/01	11/02/2001	Unfiltered				<1				<1	<1		
MW-51	37.95	2100.41	03/20/03	05/21/2003	Unfiltered											
MW-51	38.16	2100.20	12/15/2010	1/18/2011	Unfiltered	19		<5.0	<0.11	<1.2			<0.48	<0.50		
MW-52	39.75	2093.78	10/29/92	08/21/1992	Unfiltered											
MW-52	39.75	2093.78	10/29/92	09/28/1992	Unfiltered											
MW-52	39.75	2093.78	10/29/92	10/15/1992	Unfiltered											
MW-52	NA	NA	NA	03/19/1993	Unfiltered											
MW-52	16.29	2117.24	12/17/94	12/17/1994	Unfiltered				<1 E				<5 E	<2 E		
MW-52	0.00	0.00	06/16/95	06/21/1995	Unfiltered				<1				<5	<2		
MW-52	7.51	2126.02	12/04/95	12/15/1995	Unfiltered				<1				<2	<2		
MW-52	11.28	2122.25	04/19/96	04/28/1996	Unfiltered				<0.5				<0.5	<0.5		
MW-52	15.94	2117.59	10/21/96	10/23/1996	Unfiltered				<0.5				<0.5	<1		
MW-52	17.98	2115.55	04/14/97	04/17/1997	Unfiltered				<0.5				<0.5	<1		
MW-52	21.16	2112.37	10/20/97	10/28/1997	Unfiltered				<0.5				<0.5	<1		
MW-52	7.52	2126.01	04/21/98	04/29/1998	Unfiltered				<0.5				<0.5	<0.5		
MW-52	7.24	2126.29	10/13/98	10/20/1998	Unfiltered				<0.5				<0.5	<0.5		
MW-52	12.09	2121.44	04/06/99	04/14/1999	Unfiltered				<0.5				<2	<2		

Consolidation Data Summary Table - Groundwater
Beaumont Site 1

	Water Level Data					Volatile Organics									
Sample Location	Depth to Water (feet below ground surface)	Groundwater Elevation (feet above mean sea level)	Elevation Date	Sample Date	Filter Status	tert-Butylbenzene -ug/L	Benzene -ug/L	Carbon Disulfide -ug/L	Chlorobenzene -ug/L	2-Chlorotoluene -ug/L	4-Chlorotoluene -ug/L	Chloroethane -ug/L	Chloromethane -ug/L	Carbon Tetrachloride -ug/L	Chloroform -ug/L
MW-51	0.30	2135.41	06/16/95	06/21/1995	Unfiltered				<2			<2	<2	1.7	2
MW-51	12.88	2122.83	04/19/96	04/28/1996	Unfiltered				<0.5			<0.5	<0.5	<0.5	1.4
MW-51	17.66	2118.05	10/21/96	10/29/1996	Unfiltered				<0.5			<1	<1	<0.5	<0.5
MW-51	19.68	2116.03	04/14/97	04/23/1997	Unfiltered				<0.5			<1	<1	<0.5	<0.5
MW-51	23.04	2112.67	10/20/97	10/28/1997	Unfiltered				<0.5			<1	<1	<0.5	1.1
MW-51	7.34	2128.37	04/21/98	04/29/1998	Unfiltered				<0.5			<0.5	<0.5	<0.5	4.5
MW-51	8.78	2126.93	10/13/98	10/20/1998	Unfiltered				<0.5			<0.5	<0.5	<0.5	2.7
MW-51	14.01	2121.70	04/06/99	04/13/1999	Unfiltered				<0.5			<2	<2	<0.5	<0.5
MW-51	18.89	2116.82	10/25/99	10/28/1999	Unfiltered				<0.5			<2	<2	<0.5	2
MW-51	22.67	2113.04	05/04/00	05/09/2000	Unfiltered				<0.5			<2	<2	<0.5	1.6
MW-51	26.20	2109.51	12/04/00	12/06/2000	Unfiltered				<0.5			<1	<1	<0.5	0.8
MW-51	31.30	2104.41	10/29/01	11/02/2001	Unfiltered				<0.5			<1	<1	<0.5	<1
MW-51	37.95	2100.41	03/20/03	05/21/2003	Unfiltered									>0.5	<1
MW-51	38.16	2100.20	12/15/2010	1/18/2011	Unfiltered		<0.14	<0.36	<0.23			<0.35	<0.36	<0.15	0.53
MW-52	39.75	2093.78	10/29/92	08/21/1992	Unfiltered										
MW-52	39.75	2093.78	10/29/92	09/28/1992	Unfiltered										
MW-52	39.75	2093.78	10/29/92	10/15/1992	Unfiltered										
MW-52	NA	NA	NA	03/19/1993	Unfiltered										
MW-52	16.29	2117.24	12/17/94	12/17/1994	Unfiltered				<2 E			<2 E	<2 E	1.3 E	2 E
MW-52	0.00	0.00	06/16/95	06/21/1995	Unfiltered				<2			<2	<2	0.95	<1
MW-52	7.51	2126.02	12/04/95	12/15/1995	Unfiltered				<2			<1	<1	0.8	<1
MW-52	11.28	2122.25	04/19/96	04/28/1996	Unfiltered				<0.5			<0.5	<0.5	<0.5	0.69
MW-52	15.94	2117.59	10/21/96	10/23/1996	Unfiltered				<0.5			<1	<1	<0.5	<0.5
MW-52	17.98	2115.55	04/14/97	04/17/1997	Unfiltered				<0.5			<1	<1	<0.5	<0.5
MW-52	21.16	2112.37	10/20/97	10/28/1997	Unfiltered				<0.5			<1	<1	<0.5	0.8
MW-52	7.52	2126.01	04/21/98	04/29/1998	Unfiltered				<0.5			<0.5	<0.5	<0.5	4.3
MW-52	7.24	2126.29	10/13/98	10/20/1998	Unfiltered				<0.5			<0.5	<0.5	<0.5	<0.5
MW-52	12.09	2121.44	04/06/99	04/14/1999	Unfiltered				<0.5			<2	<2	<0.5	2.9

Consolidation Data Summary Table - Groundwater
Beaumont Site 1

	Water Level Data					Volatile Organics									
Sample Location	Depth to Water (feet below ground surface)	Groundwater Elevation (feet above mean sea level)	Elevation Date	Sample Date	Filter Status	Dibromochloromethane -ug/L	1,2-Dibromo-3-Chloropropane -ug/L	Dibromomethane -ug/L	1,1-Dichloroethane -ug/L	1,2-Dichloroethane -ug/L	1,2-Dichlorobenzene -ug/L	1,3-Dichlorobenzene -ug/L	1,4-Dichlorobenzene -ug/L	1,1-Dichloroethene -ug/L	cis-1,2-Dichloroethene -ug/L
MW-51	0.30	2135.41	06/16/95	06/21/1995	Unfiltered	<1			2.3	1.9 E	<3	<2	<2	85 E	<1
MW-51	12.88	2122.83	04/19/96	04/28/1996	Unfiltered	<0.5			0.92	<0.5	<0.5	<0.5	<0.5	46	<0.5
MW-51	17.66	2118.05	10/21/96	10/29/1996	Unfiltered	<0.5			<0.5	<0.5	<0.5	<0.5	<0.5	33.7	
MW-51	19.68	2116.03	04/14/97	04/23/1997	Unfiltered	<0.5			<0.5	<0.5	<0.5	<0.5	<0.5	24	
MW-51	23.04	2112.67	10/20/97	10/28/1997	Unfiltered	<0.5			<0.5 J	<0.5	<0.5	<0.5	<0.5	39.5	
MW-51	7.34	2128.37	04/21/98	04/29/1998	Unfiltered	<0.5			5.3	<0.5	<0.5	<0.5	<0.5	66.7	
MW-51	8.78	2126.93	10/13/98	10/20/1998	Unfiltered	<0.5			2	<0.5	<0.5	<0.5	<0.5	50	
MW-51	14.01	2121.70	04/06/99	04/13/1999	Unfiltered	<0.5			<0.5	<0.5	<1	<1	<1	<25	<0.5
MW-51	18.89	2116.82	10/25/99	10/28/1999	Unfiltered	<0.5			<0.5	<0.5	<1	<1	<1	<23	<0.5
MW-51	22.67	2113.04	05/04/00	05/09/2000	Unfiltered	<0.5			<0.5	<0.5	<1	<1	<1	<22	<0.5
MW-51	26.20	2109.51	12/04/00	12/06/2000	Unfiltered	<1			<0.5	<0.5	<0.5	<0.5	<0.5	19	<0.5
MW-51	31.30	2104.41	10/29/01	11/02/2001	Unfiltered	<1			<0.5	0.6	<0.5	<0.5	<0.5	9.9	<0.5
MW-51	37.95	2100.41	03/20/03	05/21/2003	Unfiltered				12	<0.5				12	<1
MW-51	38.16	2100.20	12/15/2010	1/18/2011	Unfiltered	<0.37			0.49 Jq	0.21 Jq	<0.20	<0.15	<0.072	25	<0.18
MW-52	39.75	2093.78	10/29/92	08/21/1992	Unfiltered					<64				1100	
MW-52	39.75	2093.78	10/29/92	09/28/1992	Unfiltered					<64				1700	
MW-52	39.75	2093.78	10/29/92	10/15/1992	Unfiltered					<200				2200	
MW-52	NA	NA	NA	03/19/1993	Unfiltered					<16				3235	
MW-52	16.29	2117.24	12/17/94	12/17/1994	Unfiltered	<1 E			3.4 E	1.9 E	<3 E	<2 E	<2 E	300 E	<1 E
MW-52	0.00	0.00	06/16/95	06/21/1995	Unfiltered	<1			<1.7	1.9 E	<3	<2	<2	78	<1
MW-52	7.51	2126.02	12/04/95	12/15/1995	Unfiltered	<1			1.9	1.6	<3	<2	<2	49	<1
MW-52	11.28	2122.25	04/19/96	04/28/1996	Unfiltered	<0.5			<1	0.61	<0.5	<0.5	<0.5	64	<0.5
MW-52	15.94	2117.59	10/21/96	10/23/1996	Unfiltered	<0.5			<0.5	<0.5	<0.5	<0.5	<0.5	54.8	
MW-52	17.98	2115.55	04/14/97	04/17/1997	Unfiltered	<0.5			<0.5	2.9	<0.5	<0.5	<0.5	43.1	
MW-52	21.16	2112.37	10/20/97	10/28/1997	Unfiltered	<0.5			<1	<0.5	<0.5	<0.5	<0.5	78.5	
MW-52	7.52	2126.01	04/21/98	04/29/1998	Unfiltered	<0.5			5.5	<0.5	<0.5	<0.5	<0.5	60.6	
MW-52	7.24	2126.29	10/13/98	10/20/1998	Unfiltered	<0.5			2.2	<0.5	<0.5	<0.5	<0.5	71.8	
MW-52	12.09	2121.44	04/06/99	04/14/1999	Unfiltered	<0.5			<0.5	<0.5	<1	<1	<1	64	<0.5

Consolidation Data Summary Table - Groundwater
Beaumont Site 1

	Water Level Data						Volatile Organics									
Sample Location	Depth to Water (feet below ground surface)	Groundwater Elevation (feet above mean sea level)	Elevation Date	Sample Date	Filter Status	trans-1,2-Dichloroethene -ug/L	1,1-Dichloropropene -ug/L	cis-1,3-Dichloropropene -ug/L	trans-1,3-Dichloropropene -ug/L	1,2-Dichloropropane -ug/L	1,3-Dichloropropane -ug/L	2,2-Dichloropropane -ug/L	1,2-Dibromoethane -ug/L	Dichlorodifluoromethane -ug/L	Ethylbenzene -ug/L	Ethene -ug/L
MW-51	0.30	2135.41	06/16/95	06/21/1995	Unfiltered	<1		<0.5	<0.5	<1				<5		
MW-51	12.88	2122.83	04/19/96	04/28/1996	Unfiltered	<0.5		<0.5	<0.5	<0.5						
MW-51	17.66	2118.05	10/21/96	10/29/1996	Unfiltered	<0.5		<0.5	<0.5	<0.5				<0.5		
MW-51	19.68	2116.03	04/14/97	04/23/1997	Unfiltered	<0.5		<0.5	<0.5	<0.5				<0.5		
MW-51	23.04	2112.67	10/20/97	10/28/1997	Unfiltered	<0.5		<0.5	<0.5	<0.5				<0.5		
MW-51	7.34	2128.37	04/21/98	04/29/1998	Unfiltered	<0.5		<0.5	<0.5	<0.5				<0.5		
MW-51	8.78	2126.93	10/13/98	10/20/1998	Unfiltered	<0.5		<0.5	<0.5	<0.5				<0.5		
MW-51	14.01	2121.70	04/06/99	04/13/1999	Unfiltered	<0.5		<0.5	<0.5	<0.5				<2		
MW-51	18.89	2116.82	10/25/99	10/28/1999	Unfiltered	<0.5		<0.5	<0.5	<0.5				<2		
MW-51	22.67	2113.04	05/04/00	05/09/2000	Unfiltered	<0.5		<0.5	<0.5	<0.5				<2		
MW-51	26.20	2109.51	12/04/00	12/06/2000	Unfiltered	<0.5		<0.5	<0.5	<0.5				<1		
MW-51	31.30	2104.41	10/29/01	11/02/2001	Unfiltered	<0.5		<0.5	<0.5	<0.5				<1		
MW-51	37.95	2100.41	03/20/03	05/21/2003	Unfiltered	<1										
MW-51	38.16	2100.20	12/15/2010	1/18/2011	Unfiltered	<0.10		<0.30	<0.24	<0.19					<0.26	<0.02
MW-52	39.75	2093.78	10/29/92	08/21/1992	Unfiltered											
MW-52	39.75	2093.78	10/29/92	09/28/1992	Unfiltered											
MW-52	39.75	2093.78	10/29/92	10/15/1992	Unfiltered											
MW-52	NA	NA	NA	03/19/1993	Unfiltered											
MW-52	16.29	2117.24	12/17/94	12/17/1994	Unfiltered	<1 E		<0.5 E	<0.5 E	<1 E				<5 E		
MW-52	0.00	0.00	06/16/95	06/21/1995	Unfiltered	<1		<0.5	<0.5	<1				<5		
MW-52	7.51	2126.02	12/04/95	12/15/1995	Unfiltered	<1		<0.5	<0.5	<1				<1		
MW-52	11.28	2122.25	04/19/96	04/28/1996	Unfiltered	<0.5		<0.5	<0.5	<0.5						
MW-52	15.94	2117.59	10/21/96	10/23/1996	Unfiltered	<0.5		<0.5	<0.5	<0.5				<0.5		
MW-52	17.98	2115.55	04/14/97	04/17/1997	Unfiltered	<0.5		<0.5	<0.5	<0.5				<0.5		
MW-52	21.16	2112.37	10/20/97	10/28/1997	Unfiltered	<0.5		<0.5	<0.5	<0.5				<0.5		
MW-52	7.52	2126.01	04/21/98	04/29/1998	Unfiltered	<0.5		<0.5	<0.5	<0.5				<0.5		
MW-52	7.24	2126.29	10/13/98	10/20/1998	Unfiltered	<0.5		<0.5	<0.5	<0.5				<0.5		
MW-52	12.09	2121.44	04/06/99	04/14/1999	Unfiltered	<0.5		<0.5	<0.5	<0.5				<2		

Consolidation Data Summary Table - Groundwater
Beaumont Site 1

	Water Level Data					Volatile Organics										
Sample Location	Depth to Water (feet below ground surface)	Groundwater Elevation (feet above mean sea level)	Elevation Date	Sample Date	Filter Status	Ethane -ug/L	Hexachlorobutadiene -ug/L	2-Hexanone -ug/L	p-Isopropyltoluene -ug/L	Isopropylbenzene -ug/L	Methane -ug/L	4-Methyl-2-Pentanone -ug/L	Methyl tert-butyl ether (MTBE) -ug/L	Methylene Chloride -ug/L	Naphthalene -ug/L	n-Propylbenzene -ug/L
MW-51	0.30	2135.41	06/16/95	06/21/1995	Unfiltered									<2		
MW-51	12.88	2122.83	04/19/96	04/28/1996	Unfiltered									<2		
MW-51	17.66	2118.05	10/21/96	10/29/1996	Unfiltered									<2		
MW-51	19.68	2116.03	04/14/97	04/23/1997	Unfiltered									<2		
MW-51	23.04	2112.67	10/20/97	10/28/1997	Unfiltered									<2		
MW-51	7.34	2128.37	04/21/98	04/29/1998	Unfiltered									<0.5		
MW-51	8.78	2126.93	10/13/98	10/20/1998	Unfiltered									<0.5		
MW-51	14.01	2121.70	04/06/99	04/13/1999	Unfiltered									<2		
MW-51	18.89	2116.82	10/25/99	10/28/1999	Unfiltered									<2		
MW-51	22.67	2113.04	05/04/00	05/09/2000	Unfiltered									<2		
MW-51	26.20	2109.51	12/04/00	12/06/2000	Unfiltered									<2		
MW-51	31.30	2104.41	10/29/01	11/02/2001	Unfiltered									<2		
MW-51	37.95	2100.41	03/20/03	05/21/2003	Unfiltered									<0.5		
MW-51	38.16	2100.20	12/15/2010	1/18/2011	Unfiltered	0.02 BJkq		<1.2			7.20	<0.95	<0.43	<0.15		
MW-52	39.75	2093.78	10/29/92	08/21/1992	Unfiltered											
MW-52	39.75	2093.78	10/29/92	09/28/1992	Unfiltered											
MW-52	39.75	2093.78	10/29/92	10/15/1992	Unfiltered											
MW-52	NA	NA	NA	03/19/1993	Unfiltered											
MW-52	16.29	2117.24	12/17/94	12/17/1994	Unfiltered									<2 E		
MW-52	0.00	0.00	06/16/95	06/21/1995	Unfiltered									<2		
MW-52	7.51	2126.02	12/04/95	12/15/1995	Unfiltered									<1		
MW-52	11.28	2122.25	04/19/96	04/28/1996	Unfiltered									<2		
MW-52	15.94	2117.59	10/21/96	10/23/1996	Unfiltered									<2		
MW-52	17.98	2115.55	04/14/97	04/17/1997	Unfiltered									<2		
MW-52	21.16	2112.37	10/20/97	10/28/1997	Unfiltered									<2		
MW-52	7.52	2126.01	04/21/98	04/29/1998	Unfiltered									<0.5		
MW-52	7.24	2126.29	10/13/98	10/20/1998	Unfiltered									<0.5		
MW-52	12.09	2121.44	04/06/99	04/14/1999	Unfiltered									<2		

Consolidation Data Summary Table - Groundwater
Beaumont Site 1

	Water Level Data					Volatile Organics										
Sample Location	Depth to Water (feet below ground surface)	Groundwater Elevation (feet above mean sea level)	Elevation Date	Sample Date	Filter Status	Styrene -ug/L	Toluene -ug/L	1,1,1,2-Tetrachloroethane -ug/L	1,1,1-Trichloroethane -ug/L	1,1,2-Trichloroethane -ug/L	1,2,3-Trichlorobenzene -ug/L	1,2,4-Trichlorobenzene -ug/L	Trichloroethene -ug/L	1,2,3-Trichloropropane -ug/L	Trichlorofluoromethane -ug/L	1,1,2-Trichloro-1,2,2-Trifluoroethane -ug/L
MW-51	0.30	2135.41	06/16/95	06/21/1995	Unfiltered				<16	<0.5			87 E		<5	
MW-51	12.88	2122.83	04/19/96	04/28/1996	Unfiltered				13	<0.5			43		<0.5	<0.5
MW-51	17.66	2118.05	10/21/96	10/29/1996	Unfiltered				12	<0.5			55.2		<0.5	
MW-51	19.68	2116.03	04/14/97	04/23/1997	Unfiltered				6.3	<0.5			9.6		<0.5	
MW-51	23.04	2112.67	10/20/97	10/28/1997	Unfiltered				5.3	<0.5			45.7		<0.5	
MW-51	7.34	2128.37	04/21/98	04/29/1998	Unfiltered				7.1	<0.5			73.3		<0.5	
MW-51	8.78	2126.93	10/13/98	10/20/1998	Unfiltered				3.9	<0.5			46.9		<0.5	
MW-51	14.01	2121.70	04/06/99	04/13/1999	Unfiltered				4	<0.5			31		<2	
MW-51	18.89	2116.82	10/25/99	10/28/1999	Unfiltered				5	<0.5			35		<2	
MW-51	22.67	2113.04	05/04/00	05/09/2000	Unfiltered				<4	<0.5			29		<2	<5
MW-51	26.20	2109.51	12/04/00	12/06/2000	Unfiltered				3.6	<0.5			22		<1	<2
MW-51	31.30	2104.41	10/29/01	11/02/2001	Unfiltered				2.3	<0.5			18		<1	<2
MW-51	37.95	2100.41	03/20/03	05/21/2003	Unfiltered		<1		2.2	<1			20			
MW-51	38.16	2100.20	12/15/2010	1/18/2011	Unfiltered	<0.22	<0.22		0.44 Jq	<0.31			28	<0.29	<0.16	
MW-52	39.75	2093.78	10/29/92	08/21/1992	Unfiltered				<40				510			
MW-52	39.75	2093.78	10/29/92	09/28/1992	Unfiltered				92				460			
MW-52	39.75	2093.78	10/29/92	10/15/1992	Unfiltered				98				190			
MW-52	NA	NA	NA	03/19/1993	Unfiltered				219				334			
MW-52	16.29	2117.24	12/17/94	12/17/1994	Unfiltered				<19 E	<0.5 E			370 E		<5 E	
MW-52	0.00	0.00	06/16/95	06/21/1995	Unfiltered				<12	<0.5			77		<5	
MW-52	7.51	2126.02	12/04/95	12/15/1995	Unfiltered				<11	<0.5			61		<1	
MW-52	11.28	2122.25	04/19/96	04/28/1996	Unfiltered				6.5	<0.5			59		<0.5	<0.5
MW-52	15.94	2117.59	10/21/96	10/23/1996	Unfiltered				8.2	<0.5			87		<0.5	
MW-52	17.98	2115.55	04/14/97	04/17/1997	Unfiltered				5	<0.5			82		<0.5	
MW-52	21.16	2112.37	10/20/97	10/28/1997	Unfiltered				3.6	<0.5			84.3		<0.5	
MW-52	7.52	2126.01	04/21/98	04/29/1998	Unfiltered				6.2	<0.5			74.1		<0.5	
MW-52	7.24	2126.29	10/13/98	10/20/1998	Unfiltered				3.2	<0.5			68		<0.5	
MW-52	12.09	2121.44	04/06/99	04/14/1999	Unfiltered				4	<0.5			70		<2	

Consolidation Data Summary Table - Groundwater
Beaumont Site 1

	Water Level Data					Volatile Organics							
Sample Location	Depth to Water (feet below ground surface)	Groundwater Elevation (feet above mean sea level)	Elevation Date	Sample Date	Filter Status	1,2,4-Trimethylbenzene -ug/L	1,3,5-Trimethylbenzene -ug/L	1,1,2,2-Tetrachloroethane -ug/L	Tetrachloroethene (PCE) -ug/L	Vinyl Acetate -ug/L	Vinyl Chloride -ug/L	m,p-Xylenes -ug/L	o-Xylene -ug/L
MW-51	0.30	2135.41	06/16/95	06/21/1995	Unfiltered			<1	<0.5		<0.5		
MW-51	12.88	2122.83	04/19/96	04/28/1996	Unfiltered			<0.5	<0.5		<0.5		
MW-51	17.66	2118.05	10/21/96	10/29/1996	Unfiltered			<0.5	<0.5		<0.5		
MW-51	19.68	2116.03	04/14/97	04/23/1997	Unfiltered			<0.5	<0.5		<0.5		
MW-51	23.04	2112.67	10/20/97	10/28/1997	Unfiltered			<0.5	<0.5		<0.5		
MW-51	7.34	2128.37	04/21/98	04/29/1998	Unfiltered			<0.5	<0.5		<0.5		
MW-51	8.78	2126.93	10/13/98	10/20/1998	Unfiltered			<0.5	<0.5		<0.5		
MW-51	14.01	2121.70	04/06/99	04/13/1999	Unfiltered			<0.5	<0.5		<0.5		
MW-51	18.89	2116.82	10/25/99	10/28/1999	Unfiltered			<0.5	<0.5		<0.5		
MW-51	22.67	2113.04	05/04/00	05/09/2000	Unfiltered			<0.5	<0.5		<0.5		
MW-51	26.20	2109.51	12/04/00	12/06/2000	Unfiltered			<0.5	<0.5		<0.5		
MW-51	31.30	2104.41	10/29/01	11/02/2001	Unfiltered			<0.5	<0.5		<0.5		
MW-51	37.95	2100.41	03/20/03	05/21/2003	Unfiltered	<1			<1		<1		<0.5
MW-51	38.16	2100.20	12/15/2010	1/18/2011	Unfiltered			<0.29	<0.23	<0.48	<0.13	<0.36	<0.41
MW-52	39.75	2093.78	10/29/92	08/21/1992	Unfiltered				<120				
MW-52	39.75	2093.78	10/29/92	09/28/1992	Unfiltered				<120				
MW-52	39.75	2093.78	10/29/92	10/15/1992	Unfiltered				<200				
MW-52	NA	NA	NA	03/19/1993	Unfiltered				<30				
MW-52	16.29	2117.24	12/17/94	12/17/1994	Unfiltered			<1 E	<0.52 E		<0.5 E		
MW-52	0.00	0.00	06/16/95	06/21/1995	Unfiltered			<1	<0.5		<0.5		
MW-52	7.51	2126.02	12/04/95	12/15/1995	Unfiltered			<1	<0.5		<0.5		
MW-52	11.28	2122.25	04/19/96	04/28/1996	Unfiltered			<0.5	<0.5		<0.5		
MW-52	15.94	2117.59	10/21/96	10/23/1996	Unfiltered			<0.5	<0.5		<0.5		
MW-52	17.98	2115.55	04/14/97	04/17/1997	Unfiltered			<0.5	<0.5		<0.5		
MW-52	21.16	2112.37	10/20/97	10/28/1997	Unfiltered			<0.5	<0.5		<0.5		
MW-52	7.52	2126.01	04/21/98	04/29/1998	Unfiltered			<0.5	<0.5		<0.5		
MW-52	7.24	2126.29	10/13/98	10/20/1998	Unfiltered			<0.5	<0.5		<0.5		
MW-52	12.09	2121.44	04/06/99	04/14/1999	Unfiltered			<0.5	<0.5		<0.5		

Consolidation Data Summary Table - Groundwater
Beaumont Site 1

	Water Level Data					Volatile Organics										
Sample Location	Depth to Water (feet below ground surface)	Groundwater Elevation (feet above mean sea level)	Elevation Date	Sample Date	Filter Status	1,4-Dioxane -ug/L	N-Nitrosodimethylamine -ng/L	Acetone -ug/L	Bromodichloromethane -ug/L	2-Butanone -ug/L	Bromobenzene -ug/L	Bromochloromethane -ug/L	Bromomethane -ug/L	Bromoform -ug/L	n-Butylbenzene -ug/L	sec-Butylbenzene -ug/L
MW-52	17.18	2116.35	10/25/99	10/27/1999	Unfiltered				<0.5				<2	<2		
MW-52	21.12	2112.41	05/04/00	05/09/2000	Unfiltered				<0.5				<2	<2		
MW-52	24.47	2109.06	12/04/00	12/06/2000	Unfiltered				<1				<1	<1		
MW-52	29.65	2103.88	10/31/01	11/02/2001	Unfiltered				<1				<1	<1		
MW-52	36.34	2099.84	03/20/03	05/21/2003	Unfiltered											
MW-52	36.55	2099.63	12/15/2010	1/18/2011	Unfiltered	22		<5.0	<0.11	<1.2			<0.48	<0.50		
MW-53	56.12	2094.51	10/29/92	09/02/1992	Unfiltered											
MW-53	NA	NA	NA	03/01/1993	Unfiltered											
MW-53	56.41	2096.88	06/17/04	07/01/2004	Unfiltered	9.5		<3.6	<0.33	<1.7	<0.26	<0.37	<0.90	<0.87	<0.34	<0.11
MW-53	27.59	2125.70	06/01/05	06/30/2005	Unfiltered	5.7		<6.1	<0.27	<4.2	<0.47	<0.68	<2.9	<0.62	<0.29	<0.21
MW-53	37.56	2115.733	05/31/06	06/30/2006	Unfiltered	7.3		6.4 BJkq	<0.27	<4.2	<0.47	<0.68	<2.9	<0.62	<0.29	<0.21
MW-53	43.95	2109.343	05/30/07	06/27/2007	Unfiltered	2.6		<5	<0.2	<5			<0.2	<0.3		
MW-53	44.31	2108.98	05/13/08	06/06/2008	Unfiltered	2.4		5.3 Jq	<1	<5			<1	<1		
MW-53	49.26	2104.03	05/07/09	06/11/2009	Unfiltered	3.6		<9.1	<0.33	<6.9	<0.33	<0.69	<4.3	<0.55	<0.28	<0.20
MW-53	51.14	2102.153	05/17/2010	06/16/2010	Unfiltered	2.5		<5.0	<0.11	<1.2			<0.48	<0.13		
MW-54	56.02	2094.75	10/29/92	08/25/1992	Unfiltered											
MW-54	NA	NA	NA	03/02/1993	Unfiltered											
MW-54	56.31	2097.13	06/17/04	07/08/2004	Unfiltered	33		<3.6	<0.33	<1.7	<0.26	<0.37	<0.90	<0.87	<0.34	<0.11
MW-54	27.81	2125.63	06/01/05	07/01/2005	Unfiltered	27		<6.1	<0.27	<4.2	<0.47	<0.68	<2.9	<0.62	<0.29	<0.21
MW-54	37.34	2116.095	06/01/06	07/07/2006	Unfiltered	31		9.1 BJakq	<0.27	<4.2	<0.47	<0.68	<2.9	<0.62	<0.29	<0.21
MW-54	43.71	2109.725	05/31/07	06/27/2007	Unfiltered	12		<5	<0.2	<5			<0.2	<0.3		
MW-54	44.30	2109.14	05/13/08	06/09/2008	Unfiltered	11		<5	<1	<5			<1	<1		
MW-54	49.20	2104.24	05/07/09	06/17/2009	Unfiltered	22		<5.0	<0.11	<1.2			<0.48	<0.13		
MW-54	51.14	2102.295	05/13/2010	06/18/2010	Unfiltered	23		<5.0	<0.11	<1.2			<0.48	<0.13		
MW-55	68.98	2094.55	10/29/92	08/26/1992	Unfiltered											
MW-55	NA	NA	NA	03/23/1993	Unfiltered											
MW-55	34.32	2129.21	12/05/95	12/15/1995	Unfiltered				<1				<5	<2		
MW-55	38.76	2124.77	04/19/96	04/25/1996	Unfiltered				<1				<1	<1		

Consolidation Data Summary Table - Groundwater
Beaumont Site 1

	Water Level Data					Volatile Organics									
Sample Location	Depth to Water (feet below ground surface)	Groundwater Elevation (feet above mean sea level)	Elevation Date	Sample Date	Filter Status	tert-Butylbenzene -ug/L	Benzene -ug/L	Carbon Disulfide -ug/L	Chlorobenzene -ug/L	2-Chlorotoluene -ug/L	4-Chlorotoluene -ug/L	Chloroethane -ug/L	Chloromethane -ug/L	Carbon Tetrachloride -ug/L	Chloroform -ug/L
MW-52	17.18	2116.35	10/25/99	10/27/1999	Unfiltered				<0.5			<2	<2	<0.5	2
MW-52	21.12	2112.41	05/04/00	05/09/2000	Unfiltered				<0.5			<2	<2	<0.5	1.5
MW-52	24.47	2109.06	12/04/00	12/06/2000	Unfiltered				<0.5			<1	<1	<0.5	0.9
MW-52	29.65	2103.88	10/31/01	11/02/2001	Unfiltered				<0.5			<1	<1	<0.5	<1
MW-52	36.34	2099.84	03/20/03	05/21/2003	Unfiltered									<0.5	1
MW-52	36.55	2099.63	12/15/2010	1/18/2011	Unfiltered		<0.14	<0.36	<0.23			<0.35	<0.36	<0.15	0.52
MW-53	56.12	2094.51	10/29/92	09/02/1992	Unfiltered										
MW-53	NA	NA	NA	03/01/1993	Unfiltered										
MW-53	56.41	2096.88	06/17/04	07/01/2004	Unfiltered	<0.23	<0.29	<0.28	<0.19	<0.67	<0.16	<0.46	<0.43	<0.40	<0.45
MW-53	27.59	2125.70	06/01/05	06/30/2005	Unfiltered	<0.17	<0.26	<1.0	<0.36	<0.24	<0.30	<0.52	<1.8	<0.42	<0.22
MW-53	37.56	2115.733	05/31/06	06/30/2006	Unfiltered	<0.17	<0.26	<1.0	<0.36	<0.24	<0.30	<0.52	<1.8	<0.42	<0.22
MW-53	43.95	2109.343	05/30/07	06/27/2007	Unfiltered		<0.2	<0.2	<0.2			<0.2	<0.2	<0.2	<0.2
MW-53	44.31	2108.98	05/13/08	06/06/2008	Unfiltered		<1	<1	<1			<1	<1	<1	<1
MW-53	49.26	2104.03	05/07/09	06/11/2009	Unfiltered	<0.28	<0.28	<1.9	<0.22	<0.55	<0.21	<1.3	<0.49	<0.43	<0.33
MW-53	51.14	2102.153	05/17/2010	06/16/2010	Unfiltered		<0.14	0.41 Jq	<0.23			<0.35	<0.36	<0.15	<0.17
MW-54	56.02	2094.75	10/29/92	08/25/1992	Unfiltered										
MW-54	NA	NA	NA	03/02/1993	Unfiltered										
MW-54	56.31	2097.13	06/17/04	07/08/2004	Unfiltered	<0.23	<0.29	<0.28	<0.19	<0.67	<0.16	<0.46	<0.43	<0.40	<0.45
MW-54	27.81	2125.63	06/01/05	07/01/2005	Unfiltered	<0.17	<0.26	<1.0	<0.36	<0.24	<0.30	<0.52	<1.8	<0.42	<0.22
MW-54	37.34	2116.095	06/01/06	07/07/2006	Unfiltered	<0.17	<0.26	<1.0	<0.36	<0.24	<0.30	<0.52	<1.8	<0.42	0.26 BJkq
MW-54	43.71	2109.725	05/31/07	06/27/2007	Unfiltered		<0.2	<0.2	<0.2			<0.2	<0.2	<0.2	0.28 Jq
MW-54	44.30	2109.14	05/13/08	06/09/2008	Unfiltered		<1	<1	<1			<1	<1	<1	<1
MW-54	49.20	2104.24	05/07/09	06/17/2009	Unfiltered		<0.14	<0.36	<0.23			<0.35	<0.36	<0.15	<0.17 Jq
MW-54	51.14	2102.295	05/13/2010	06/18/2010	Unfiltered		<0.14	<0.36	<0.23			<0.35	<0.36	<0.15	0.48 Jq
MW-55	68.98	2094.55	10/29/92	08/26/1992	Unfiltered										
MW-55	NA	NA	NA	03/23/1993	Unfiltered										
MW-55	34.32	2129.21	12/05/95	12/15/1995	Unfiltered				<2			<2	<2	<0.5	<1
MW-55	38.76	2124.77	04/19/96	04/25/1996	Unfiltered				<1			<1	<1	<1	<1

Consolidation Data Summary Table - Groundwater
Beaumont Site 1

	Water Level Data					Volatile Organics									
Sample Location	Depth to Water (feet below ground surface)	Groundwater Elevation (feet above mean sea level)	Elevation Date	Sample Date	Filter Status	Dibromochloromethane -ug/L	1,2-Dibromo-3-Chloropropane -ug/L	Dibromomethane -ug/L	1,1-Dichloroethane -ug/L	1,2-Dichloroethane -ug/L	1,2-Dichlorobenzene -ug/L	1,3-Dichlorobenzene -ug/L	1,4-Dichlorobenzene -ug/L	1,1-Dichloroethene -ug/L	cis-1,2-Dichloroethene -ug/L
MW-52	17.18	2116.35	10/25/99	10/27/1999	Unfiltered	<0.5			1.3	0.9	<1	<1	<1	69	<0.5
MW-52	21.12	2112.41	05/04/00	05/09/2000	Unfiltered	<0.5			1.3	0.8	<1	<1	<1	69	<0.5
MW-52	24.47	2109.06	12/04/00	12/06/2000	Unfiltered	<1			1.5	0.6	<0.5	<0.5	<0.5	72	<0.5
MW-52	29.65	2103.88	10/31/01	11/02/2001	Unfiltered	<1			1.1	0.7	<0.5	<0.5	<0.5	42	<0.5
MW-52	36.34	2099.84	03/20/03	05/21/2003	Unfiltered				1.3	<0.5				44	<1
MW-52	36.55	2099.63	12/15/2010	1/18/2011	Unfiltered	<0.37			0.78	0.41 Jq	<0.20	<0.15	<0.072	43	0.20 Jq
MW-53	56.12	2094.51	10/29/92	09/02/1992	Unfiltered					<32				410	
MW-53	NA	NA	NA	03/01/1993	Unfiltered					<10				<130	
MW-53	56.41	2096.88	06/17/04	07/01/2004	Unfiltered	<0.29	<2.6	<0.46	<0.40	<0.35	<0.29	<0.27	<0.28	3.9 Bk	<0.56
MW-53	27.59	2125.70	06/01/05	06/30/2005	Unfiltered	<0.45	<2.5	<0.42	<0.53	<0.22	<0.24	<0.38	<0.30	6.7	<0.35
MW-53	37.56	2115.733	05/31/06	06/30/2006	Unfiltered	<0.45	<2.5	<0.42	<0.53	<0.22	<0.24	<0.38	<0.30	8.2	<0.35
MW-53	43.95	2109.343	05/30/07	06/27/2007	Unfiltered	<0.2			<0.2	<0.2				3	<0.2
MW-53	44.31	2108.98	05/13/08	06/06/2008	Unfiltered	<1			<1	<1				2.1 Jq	<1
MW-53	49.26	2104.03	05/07/09	06/11/2009	Unfiltered	<0.48	<3.1	<0.59	<0.37	<0.31	<0.27	<0.28	<0.21	1.6	<0.49
MW-53	51.14	2102.153	05/17/2010	06/16/2010	Unfiltered	<0.37			<0.098	<0.21	<0.20	<0.15	<0.072	2.7	<0.18
MW-54	56.02	2094.75	10/29/92	08/25/1992	Unfiltered					<32				350	
MW-54	NA	NA	NA	03/02/1993	Unfiltered					<8				3215	
MW-54	56.31	2097.13	06/17/04	07/08/2004	Unfiltered	<0.29	<2.6	<0.46	1.7	1.0	<0.29	<0.27	<0.28	46	<0.56
MW-54	27.81	2125.63	06/01/05	07/01/2005	Unfiltered	<0.45	<2.5	<0.42	<0.53	0.75	<0.24	<0.38	<0.30	59	<0.35
MW-54	37.34	2116.095	06/01/06	07/07/2006	Unfiltered	<0.45	<2.5	<0.42	<0.53	0.27 Jq	<0.24	<0.38	<0.30	30	<0.35
MW-54	43.71	2109.725	05/31/07	06/27/2007	Unfiltered	<0.2			0.47 Jq	0.34 Jq				30	<0.2
MW-54	44.30	2109.14	05/13/08	06/09/2008	Unfiltered	<1			<1	<1				44	<1
MW-54	49.20	2104.24	05/07/09	06/17/2009	Unfiltered	<0.37			0.93	0.54	<0.20	<0.15	<0.072	57	<0.18 Jq
MW-54	51.14	2102.295	05/13/2010	06/18/2010	Unfiltered	<0.37			0.90	0.46 Jq	<0.20	<0.15	<0.072	54	0.23 Jq
MW-55	68.98	2094.55	10/29/92	08/26/1992	Unfiltered					<16				3700	
MW-55	NA	NA	NA	03/23/1993	Unfiltered					<1.6				12.53	
MW-55	34.32	2129.21	12/05/95	12/15/1995	Unfiltered	<1			<1	<1	<3	<2	<2	<17	<1
MW-55	38.76	2124.77	04/19/96	04/25/1996	Unfiltered	<1			3.4	3.9	<1	<1	<1	<130	<1

Consolidation Data Summary Table - Groundwater
Beaumont Site 1

	Water Level Data					Volatile Organics										
Sample Location	Depth to Water (feet below ground surface)	Groundwater Elevation (feet above mean sea level)	Elevation Date	Sample Date	Filter Status	trans-1,2-Dichloroethene -ug/L	1,1-Dichloropropene -ug/L	cis-1,3-Dichloropropene -ug/L	trans-1,3-Dichloropropene -ug/L	1,2-Dichloropropane -ug/L	1,3-Dichloropropane -ug/L	2,2-Dichloropropane -ug/L	1,2-Dibromoethane -ug/L	Dichlorodifluoromethane -ug/L	Ethylbenzene -ug/L	Ethene -ug/L
MW-52	17.18	2116.35	10/25/99	10/27/1999	Unfiltered	<0.5		<0.5	<0.5	<0.5				<2		
MW-52	21.12	2112.41	05/04/00	05/09/2000	Unfiltered	<0.5		<0.5	<0.5	<0.5				<2		
MW-52	24.47	2109.06	12/04/00	12/06/2000	Unfiltered	<0.5		<0.5	<0.5	<0.5				<1		
MW-52	29.65	2103.88	10/31/01	11/02/2001	Unfiltered	<0.5		<0.5	<0.5	<0.5				<1		
MW-52	36.34	2099.84	03/20/03	05/21/2003	Unfiltered	<1										
MW-52	36.55	2099.63	12/15/2010	1/18/2011	Unfiltered	<0.10		<0.30	<0.24	<0.19					<0.26	<0.02
MW-53	56.12	2094.51	10/29/92	09/02/1992	Unfiltered											
MW-53	NA	NA	NA	03/01/1993	Unfiltered											
MW-53	56.41	2096.88	06/17/04	07/01/2004	Unfiltered	<0.60	<0.55	<0.44	<0.30	<0.40	<0.35	<0.39	<0.51	<0.47	<0.19	
MW-53	27.59	2125.70	06/01/05	06/30/2005	Unfiltered	<0.29	<0.21	<0.45	<0.31	<0.28	<0.30	<0.40	<0.81	<0.27	<0.17	
MW-53	37.56	2115.733	05/31/06	06/30/2006	Unfiltered	<0.29	<0.21	<0.45	<0.31	<0.28	<0.30	<0.40	<0.81	<0.27	<0.17	
MW-53	43.95	2109.343	05/30/07	06/27/2007	Unfiltered	<0.2		<0.2	<0.2	<0.2					<0.2	
MW-53	44.31	2108.98	05/13/08	06/06/2008	Unfiltered	<1		<1	<1	<1					<1	
MW-53	49.26	2104.03	05/07/09	06/11/2009	Unfiltered	<0.40	<0.26	<0.28	<0.36	<0.38	<0.38	<0.46	<0.47	<0.49	<0.22	
MW-53	51.14	2102.153	05/17/2010	06/16/2010	Unfiltered	<0.10		<0.30	<0.24	<0.19					<0.26	<0.02
MW-54	56.02	2094.75	10/29/92	08/25/1992	Unfiltered											
MW-54	NA	NA	NA	03/02/1993	Unfiltered											
MW-54	56.31	2097.13	06/17/04	07/08/2004	Unfiltered	<0.60	<0.55	<0.44	<0.30	<0.40	<0.35	<0.39	<0.51	<0.47	<0.19	
MW-54	27.81	2125.63	06/01/05	07/01/2005	Unfiltered	<0.29	<0.21	<0.45	<0.31	<0.28	<0.30	<0.40	<0.81	<0.27	<0.17	
MW-54	37.34	2116.095	06/01/06	07/07/2006	Unfiltered	<0.29	<0.21	<0.45	<0.31	<0.28	<0.30	<0.40	<0.81	<0.27	<0.17	
MW-54	43.71	2109.725	05/31/07	06/27/2007	Unfiltered	<0.2		<0.2	<0.2	<0.2					<0.2	
MW-54	44.30	2109.14	05/13/08	06/09/2008	Unfiltered	<1		<1	<1	<1					<1	
MW-54	49.20	2104.24	05/07/09	06/17/2009	Unfiltered	<0.10		<0.30	<0.24	<0.19					<0.26	
MW-54	51.14	2102.295	05/13/2010	06/18/2010	Unfiltered	<0.10		<0.30	<0.24	<0.19					<0.26	<0.02
MW-55	68.98	2094.55	10/29/92	08/26/1992	Unfiltered											
MW-55	NA	NA	NA	03/23/1993	Unfiltered											
MW-55	34.32	2129.21	12/05/95	12/15/1995	Unfiltered	<1		<0.5	<0.5	<1				<5		
MW-55	38.76	2124.77	04/19/96	04/25/1996	Unfiltered	<1		<1	<1	<1						

Consolidation Data Summary Table - Groundwater
Beaumont Site 1

	Water Level Data					Volatile Organics										
Sample Location	Depth to Water (feet below ground surface)	Groundwater Elevation (feet above mean sea level)	Elevation Date	Sample Date	Filter Status	Ethane -ug/L	Hexachlorobutadiene -ug/L	2-Hexanone -ug/L	p-Isopropyltoluene -ug/L	Isopropylbenzene -ug/L	Methane -ug/L	4-Methyl-2-Pentanone -ug/L	Methyl tert-butyl ether (MTBE) -ug/L	Methylene Chloride -ug/L	Naphthalene -ug/L	n-Propylbenzene -ug/L
MW-52	17.18	2116.35	10/25/99	10/27/1999	Unfiltered									<2		
MW-52	21.12	2112.41	05/04/00	05/09/2000	Unfiltered									<2		
MW-52	24.47	2109.06	12/04/00	12/06/2000	Unfiltered									<2		
MW-52	29.65	2103.88	10/31/01	11/02/2001	Unfiltered									<2		
MW-52	36.34	2099.84	03/20/03	05/21/2003	Unfiltered									<0.5		
MW-52	36.55	2099.63	12/15/2010	1/18/2011	Unfiltered	<0.01		<1.2			0.09 BJkg	<0.95	<0.43	0.29 BJkg		
MW-53	56.12	2094.51	10/29/92	09/02/1992	Unfiltered											
MW-53	NA	NA	NA	03/01/1993	Unfiltered											
MW-53	56.41	2096.88	06/17/04	07/01/2004	Unfiltered			<2.5	<0.17	<0.17		<2.6	<0.28	<1.7	<0.56	<0.24
MW-53	27.59	2125.70	06/01/05	06/30/2005	Unfiltered			<1.9	<0.21	<0.24		<2.4	<0.29	<2.6	<0.95	<0.30
MW-53	37.56	2115.733	05/31/06	06/30/2006	Unfiltered			<1.9	<0.21	<0.24		<2.4	<0.29	<2.6	<0.95	<0.30
MW-53	43.95	2109.343	05/30/07	06/27/2007	Unfiltered			<5				<5	<0.2	<0.5		
MW-53	44.31	2108.98	05/13/08	06/06/2008	Unfiltered			<5				<5	<1	1.3 BJakg		
MW-53	49.26	2104.03	05/07/09	06/11/2009	Unfiltered			<6.9	<0.26	<0.23		<4.4	<0.30	<2.6	<2.5	<0.79
MW-53	51.14	2102.153	05/17/2010	06/16/2010	Unfiltered	<0.01		<1.2			0.03 Jq	<0.95	<0.29	<0.15		
MW-54	56.02	2094.75	10/29/92	08/25/1992	Unfiltered											
MW-54	NA	NA	NA	03/02/1993	Unfiltered											
MW-54	56.31	2097.13	06/17/04	07/08/2004	Unfiltered			<2.5	<0.17	<0.17		<2.6	<0.28	<1.7	<0.56	<0.24
MW-54	27.81	2125.63	06/01/05	07/01/2005	Unfiltered			<1.9	<0.21	<0.24		<2.4	<0.29	<2.6	<0.95	<0.30
MW-54	37.34	2116.095	06/01/06	07/07/2006	Unfiltered			<1.9	<0.21	<0.24		<2.4	<0.29	<2.6	<0.95	<0.30
MW-54	43.71	2109.725	05/31/07	06/27/2007	Unfiltered			<5				<5	<0.2	<0.5		
MW-54	44.30	2109.14	05/13/08	06/09/2008	Unfiltered			<5				<5	<1	1.1 BJakg		
MW-54	49.20	2104.24	05/07/09	06/17/2009	Unfiltered			<1.2				<0.95	<0.29	<0.15		
MW-54	51.14	2102.295	05/13/2010	06/18/2010	Unfiltered	<0.01		<1.2			0.06 Jq	<0.95	<0.29	<0.15		
MW-55	68.98	2094.55	10/29/92	08/26/1992	Unfiltered											
MW-55	NA	NA	NA	03/23/1993	Unfiltered											
MW-55	34.32	2129.21	12/05/95	12/15/1995	Unfiltered									<2		
MW-55	38.76	2124.77	04/19/96	04/25/1996	Unfiltered									<4		

Consolidation Data Summary Table - Groundwater
Beaumont Site 1

	Water Level Data						Volatile Organics									
Sample Location	Depth to Water (feet below ground surface)	Groundwater Elevation (feet above mean sea level)	Elevation Date	Sample Date	Filter Status	Styrene -ug/L	Toluene -ug/L	1,1,1,2-Tetrachloroethane -ug/L	1,1,1-Trichloroethane -ug/L	1,1,2-Trichloroethane -ug/L	1,2,3-Trichlorobenzene -ug/L	1,2,4-Trichlorobenzene -ug/L	Trichloroethene -ug/L	1,2,3-Trichloropropane -ug/L	Trichlorofluoromethane -ug/L	1,1,2-Trichloro-1,2,2-Trifluoroethane -ug/L
MW-52	17.18	2116.35	10/25/99	10/27/1999	Unfiltered				4	<0.5			74		<2	
MW-52	21.12	2112.41	05/04/00	05/09/2000	Unfiltered				<4	<0.5			73		<2	<5
MW-52	24.47	2109.06	12/04/00	12/06/2000	Unfiltered				3.9	<0.5			71		<1	<2
MW-52	29.65	2103.88	10/31/01	11/02/2001	Unfiltered				2.9	<0.5			69		<1	<2
MW-52	36.34	2099.84	03/20/03	05/21/2003	Unfiltered		<1		2.5	<1			64			
MW-52	36.55	2099.63	12/15/2010	1/18/2011	Unfiltered	<0.22	<0.22		0.26 Jq	<0.31			43	<0.29	<0.16	
MW-53	56.12	2094.51	10/29/92	09/02/1992	Unfiltered				<20				120			
MW-53	NA	NA	NA	03/01/1993	Unfiltered				<30				21.7			
MW-53	56.41	2096.88	06/17/04	07/01/2004	Unfiltered	<0.14	<0.35	<0.45	<0.46	<0.42	<0.40	<0.28	7.1 Bk	<0.81	<0.27	<0.70
MW-53	27.59	2125.70	06/01/05	06/30/2005	Unfiltered	<0.29	<0.35	<0.37	<0.32	<0.54	<0.39	<0.35	5.8	<2.3	<0.36	<0.54
MW-53	37.56	2115.733	05/31/06	06/30/2006	Unfiltered	<0.29	<0.35	<0.37	0.53 Jq	<0.54	<0.39	<0.35	8.4	<2.3	<0.36	<0.54
MW-53	43.95	2109.343	05/30/07	06/27/2007	Unfiltered	<0.2	<0.2		0.23 Jq	<0.2			3.4			
MW-53	44.31	2108.98	05/13/08	06/06/2008	Unfiltered	<1	<1		<1	<1			2.5 Jq			
MW-53	49.26	2104.03	05/07/09	06/11/2009	Unfiltered	<0.30	<0.33	<0.35	<0.45	<0.54	<0.31	<0.49	2.1	<1.3	<0.31	<0.64
MW-53	51.14	2102.153	05/17/2010	06/16/2010	Unfiltered	<0.22	<0.22		<0.12	<0.31			3.0	<0.29	<0.16	
MW-54	56.02	2094.75	10/29/92	08/25/1992	Unfiltered				<20				410			
MW-54	NA	NA	NA	03/02/1993	Unfiltered				710				389.5			
MW-54	56.31	2097.13	06/17/04	07/08/2004	Unfiltered	<0.14	<0.35	<0.45	1.2	<0.42	<0.40	<0.28	72	<0.81	<0.27	<0.70
MW-54	27.81	2125.63	06/01/05	07/01/2005	Unfiltered	<0.29	<0.35	<0.37	<0.32	<0.54	<0.39	<0.35	46	<2.3	<0.36	<0.54
MW-54	37.34	2116.095	06/01/06	07/07/2006	Unfiltered	<0.29	<0.35	<0.37	<0.32	<0.54	<0.39	<0.35	20	<2.3	<0.36	<0.54
MW-54	43.71	2109.725	05/31/07	06/27/2007	Unfiltered	<0.2	<0.2		0.31 Jq	<0.2			30			
MW-54	44.30	2109.14	05/13/08	06/09/2008	Unfiltered	<1	<1		<1	<1			48			
MW-54	49.20	2104.24	05/07/09	06/17/2009	Unfiltered	<0.22	<0.22		<0.12 Jq	<0.31 Jq			56		<0.16	
MW-54	51.14	2102.295	05/13/2010	06/18/2010	Unfiltered	<0.22	<0.22		0.22 Jq	0.35 Jq			55	<0.29	<0.16	
MW-55	68.98	2094.55	10/29/92	08/26/1992	Unfiltered				88				590			
MW-55	NA	NA	NA	03/23/1993	Unfiltered				<1				12.52			
MW-55	34.32	2129.21	12/05/95	12/15/1995	Unfiltered				4.2	<0.5			24		<5	
MW-55	38.76	2124.77	04/19/96	04/25/1996	Unfiltered				<19	<1			95		<1	<1

Consolidation Data Summary Table - Groundwater
Beaumont Site 1

	Water Level Data					Volatile Organics							
Sample Location	Depth to Water (feet below ground surface)	Groundwater Elevation (feet above mean sea level)	Elevation Date	Sample Date	Filter Status	1,2,4-Trimethylbenzene -ug/L	1,3,5-Trimethylbenzene -ug/L	1,1,2,2-Tetrachloroethane -ug/L	Tetrachloroethene (PCE) -ug/L	Vinyl Acetate -ug/L	Vinyl Chloride -ug/L	m,p-Xylenes -ug/L	o-Xylene -ug/L
MW-52	17.18	2116.35	10/25/99	10/27/1999	Unfiltered			<0.5	<0.5		<0.5		
MW-52	21.12	2112.41	05/04/00	05/09/2000	Unfiltered			<0.5	<0.5		<0.5		
MW-52	24.47	2109.06	12/04/00	12/06/2000	Unfiltered			<0.5	<0.5		<0.5		
MW-52	29.65	2103.88	10/31/01	11/02/2001	Unfiltered			<0.5	<0.5		<0.5		
MW-52	36.34	2099.84	03/20/03	05/21/2003	Unfiltered	<1			<1		<1		<0.5
MW-52	36.55	2099.63	12/15/2010	1/18/2011	Unfiltered			<0.29	<0.23	<0.48	<0.13	<0.36	<0.41
MW-53	56.12	2094.51	10/29/92	09/02/1992	Unfiltered				<60				
MW-53	NA	NA	NA	03/01/1993	Unfiltered				<10				
MW-53	56.41	2096.88	06/17/04	07/01/2004	Unfiltered	<0.22	<0.11	<0.19	<0.20	<3.6	<0.35	<0.17	<0.16
MW-53	27.59	2125.70	06/01/05	06/30/2005	Unfiltered	<0.26	<0.19	<0.37	<0.29	<3.2	<0.33	<0.38	<0.21
MW-53	37.56	2115.733	05/31/06	06/30/2006	Unfiltered	<0.26	<0.19	<0.37	<0.29	<3.2	<0.33	<0.38	<0.21
MW-53	43.95	2109.343	05/30/07	06/27/2007	Unfiltered			<0.2	<0.2		<0.2	<0.5	<0.2
MW-53	44.31	2108.98	05/13/08	06/06/2008	Unfiltered			<1	<1		<1	<2	<1
MW-53	49.26	2104.03	05/07/09	06/11/2009	Unfiltered	<0.24	<0.23	<0.44	<0.51	<7.1	<0.33	<0.45	<0.24
MW-53	51.14	2102.153	05/17/2010	06/16/2010	Unfiltered			<0.29	<0.17	<0.48	<0.13	<0.36	<0.41
MW-54	56.02	2094.75	10/29/92	08/25/1992	Unfiltered				<60				
MW-54	NA	NA	NA	03/02/1993	Unfiltered				<15				
MW-54	56.31	2097.13	06/17/04	07/08/2004	Unfiltered	<0.22	<0.11	<0.19	<0.20	<3.6	<0.35	<0.17	<0.16
MW-54	27.81	2125.63	06/01/05	07/01/2005	Unfiltered	<0.26	<0.19	<0.37	<0.29	<3.2	<0.33	<0.38	<0.21
MW-54	37.34	2116.095	06/01/06	07/07/2006	Unfiltered	<0.26	<0.19	<0.37	<0.29	<3.2	<0.33	<0.38	<0.21
MW-54	43.71	2109.725	05/31/07	06/27/2007	Unfiltered			<0.2	<0.2		<0.2	<0.5	<0.2
MW-54	44.30	2109.14	05/13/08	06/09/2008	Unfiltered			<1	<1		<1	<2	<1
MW-54	49.20	2104.24	05/07/09	06/17/2009	Unfiltered			<0.29	<0.17	<0.48	<0.13	<0.36	<0.41
MW-54	51.14	2102.295	05/13/2010	06/18/2010	Unfiltered			<0.29	0.23 Jq	<0.48	<0.13	<0.36	<0.41
MW-55	68.98	2094.55	10/29/92	08/26/1992	Unfiltered				<30				
MW-55	NA	NA	NA	03/23/1993	Unfiltered				<3				
MW-55	34.32	2129.21	12/05/95	12/15/1995	Unfiltered			<1	<0.5		<0.5		
MW-55	38.76	2124.77	04/19/96	04/25/1996	Unfiltered			<1	<1		<1		

Consolidation Data Summary Table - Groundwater
Beaumont Site 1

	Water Level Data					Volatile Organics										
Sample Location	Depth to Water (feet below ground surface)	Groundwater Elevation (feet above mean sea level)	Elevation Date	Sample Date	Filter Status	1,4-Dioxane -ug/L	N-Nitrosodimethylamine -ng/L	Acetone -ug/L	Bromodichloromethane -ug/L	2-Butanone -ug/L	Bromobenzene -ug/L	Bromochloromethane -ug/L	Bromomethane -ug/L	Bromoform -ug/L	n-Butylbenzene -ug/L	sec-Butylbenzene -ug/L
MW-55	43.90	2119.63	10/21/96	10/25/1996	Unfiltered				<0.5				<0.5	<1		
MW-55	46.30	2117.23	04/14/97	04/22/1997	Unfiltered				<0.5				<0.5	<1		
MW-55	49.92	2113.61	10/20/97	10/23/1997	Unfiltered				<0.5				<0.5	<1		
MW-55	31.86	2131.67	04/21/98	05/01/1998	Unfiltered				<0.5				<0.5	<0.5		
MW-55	34.38	2129.15	10/13/98	10/21/1998	Unfiltered				<0.5				<0.5	<0.5		
MW-55	40.05	2123.48	04/08/99	04/12/1999	Unfiltered				<0.5				<2	<2		
MW-55	45.49	2118.04	10/25/99	10/29/1999	Unfiltered				<0.5				<2	<2		
MW-55	49.59	2113.94	05/04/00	05/09/2000	Unfiltered				<2.5				<10	<10		
MW-55	53.37	2110.16	12/04/00	12/08/2000	Unfiltered				<5				<5	<5		
MW-55	58.97	2104.56	10/31/01	11/08/2001	Unfiltered				<5				<5	<5		
MW-55	65.92	2100.74	03/20/03	05/24/2003	Unfiltered											
MW-55	69.32	2097.34	06/17/04	07/09/2004	Unfiltered	61		<3.6	<0.33	<1.7	<0.26	<0.37	<0.90	<0.87	<0.34	<0.11
MW-55	50.13	2116.533	06/01/06	07/11/2006	Unfiltered	28		<6.1	<0.27	<4.2	<0.47	<0.68	<2.9	<0.62	<0.29	<0.21
MW-55	56.61	2110.053	05/31/07	06/27/2007	Unfiltered	24		<5	<0.2	<5			<0.2	<0.3		
MW-55	57.30	2109.36	05/14/08	06/12/2008	Unfiltered	49		<5	<1	<5			<1	<1		
MW-55	62.21	2104.45	05/08/09	06/17/2009	Unfiltered	80		<5.0	<0.11	<1.2			<0.48	<0.13		
MW-55	64.32	2102.34	11/06/2009	11/12/2009	Unfiltered	75		<5.0	<0.11	<1.2			<0.48	<0.13		
MW-55	64.14	2102.523	05/13/2010	06/15/2010	Unfiltered	110		<50	<1.1	<12			<4.8	<1.3		
MW-56A	58.38	2082.06	10/29/92	08/24/1992	Unfiltered											
MW-56A	58.38	2082.06	10/29/92	09/14/1992	Unfiltered											
MW-56A	NA	NA	NA	03/10/1993	Unfiltered											
MW-56A	80.92	2059.52	04/11/94	04/12/1994	Unfiltered											
MW-56A	36.50	2103.94	12/13/94	12/13/1994	Unfiltered				<1				<5	<2		
MW-56A	20.06	2120.38	06/16/95	06/19/1995	Unfiltered				<1				<5	<2		
MW-56A	27.96	2112.48	12/04/95	12/15/1995	Unfiltered				<1				<5	<2		
MW-56A	31.57	2108.87	04/19/96	04/28/1996	Unfiltered				<0.5				<0.5	<0.5		
MW-56A	22.16	2118.28	10/21/96	10/29/1996	Unfiltered				<0.5				<0.5	<1		
MW-56A	37.60	2102.84	04/14/97	04/21/1997	Unfiltered				<0.5				<0.5	<1		

Consolidation Data Summary Table - Groundwater
Beaumont Site 1

	Water Level Data					Volatile Organics									
Sample Location	Depth to Water (feet below ground surface)	Groundwater Elevation (feet above mean sea level)	Elevation Date	Sample Date	Filter Status	tert-Butylbenzene -ug/L	Benzene -ug/L	Carbon Disulfide -ug/L	Chlorobenzene -ug/L	2-Chlorotoluene -ug/L	4-Chlorotoluene -ug/L	Chloroethane -ug/L	Chloromethane -ug/L	Carbon Tetrachloride -ug/L	Chloroform -ug/L
MW-55	43.90	2119.63	10/21/96	10/25/1996	Unfiltered				<0.5			<1	<1	<0.5	3.1
MW-55	46.30	2117.23	04/14/97	04/22/1997	Unfiltered				<0.5			<1	<1	<0.5	<0.5
MW-55	49.92	2113.61	10/20/97	10/23/1997	Unfiltered				<0.5			<1	<1	1.6	2.5
MW-55	31.86	2131.67	04/21/98	05/01/1998	Unfiltered				<0.5			<0.5	<0.5	<0.5	<0.5
MW-55	34.38	2129.15	10/13/98	10/21/1998	Unfiltered				<0.5			<0.5	<0.5	<0.5	<0.5
MW-55	40.05	2123.48	04/08/99	04/12/1999	Unfiltered				<0.5			<2	<2	<0.5	<0.5
MW-55	45.49	2118.04	10/25/99	10/29/1999	Unfiltered				<0.5			<2	<2	<0.5	2.6
MW-55	49.59	2113.94	05/04/00	05/09/2000	Unfiltered				<2.5			<10	<2	<2.5	<2.5
MW-55	53.37	2110.16	12/04/00	12/08/2000	Unfiltered				<2.5			<5	<5	<2.5	<2.5
MW-55	58.97	2104.56	10/31/01	11/08/2001	Unfiltered				<2.5			<5	<5	<2.5	<5
MW-55	65.92	2100.74	03/20/03	05/24/2003	Unfiltered									<0.5	<1
MW-55	69.32	2097.34	06/17/04	07/09/2004	Unfiltered	<0.23	<0.29	<0.28	<0.19	<0.67	<0.16	<0.46	<0.43	<0.40	<0.45
MW-55	50.13	2116.533	06/01/06	07/11/2006	Unfiltered	<0.17	<0.26	<1.0	<0.36	<0.24	<0.30	<0.52	<1.8	<0.42	0.74 BJkq
MW-55	56.61	2110.053	05/31/07	06/27/2007	Unfiltered		<0.2	<0.2	<0.2			<0.2	<0.2	<0.2	0.59 Jq
MW-55	57.30	2109.36	05/14/08	06/12/2008	Unfiltered		<1	<1	<1			<1	<1	<1	<1
MW-55	62.21	2104.45	05/08/09	06/17/2009	Unfiltered		<0.14 Jq	<0.36	<0.23			<0.35	<0.36	<0.15	1.2
MW-55	64.32	2102.34	11/06/2009	11/12/2009	Unfiltered		<0.14	<0.36	<0.23			<0.35	<0.36	0.16 Jq	1.2
MW-55	64.14	2102.523	05/13/2010	06/15/2010	Unfiltered		<1.4	<3.6	<2.3			<3.5	<3.6	<1.5	<1.7
MW-56A	58.38	2082.06	10/29/92	08/24/1992	Unfiltered										
MW-56A	58.38	2082.06	10/29/92	09/14/1992	Unfiltered										
MW-56A	NA	NA	NA	03/10/1993	Unfiltered										
MW-56A	80.92	2059.52	04/11/94	04/12/1994	Unfiltered										
MW-56A	36.50	2103.94	12/13/94	12/13/1994	Unfiltered				<2			<2	<2	<0.5	<1
MW-56A	20.06	2120.38	06/16/95	06/19/1995	Unfiltered				<2			<2	<2	<0.5	<1
MW-56A	27.96	2112.48	12/04/95	12/15/1995	Unfiltered				<2			<2	<2	<0.5	<1
MW-56A	31.57	2108.87	04/19/96	04/28/1996	Unfiltered				<0.5			<0.5	<0.5	<0.5	<0.5
MW-56A	22.16	2118.28	10/21/96	10/29/1996	Unfiltered				<0.5			<1	<1	<0.5	<0.5
MW-56A	37.60	2102.84	04/14/97	04/21/1997	Unfiltered				<0.5			<1	<1	<0.5	<0.5

Consolidation Data Summary Table - Groundwater
Beaumont Site 1

	Water Level Data					Volatile Organics									
Sample Location	Depth to Water (feet below ground surface)	Groundwater Elevation (feet above mean sea level)	Elevation Date	Sample Date	Filter Status	Dibromochloromethane -ug/L	1,2-Dibromo-3-Chloropropane -ug/L	Dibromomethane -ug/L	1,1-Dichloroethane -ug/L	1,2-Dichloroethane -ug/L	1,2-Dichlorobenzene -ug/L	1,3-Dichlorobenzene -ug/L	1,4-Dichlorobenzene -ug/L	1,1-Dichloroethene -ug/L	cis-1,2-Dichloroethene -ug/L
MW-55	43.90	2119.63	10/21/96	10/25/1996	Unfiltered	<0.5			3	2.5	<0.5	<0.5	<0.5	352	
MW-55	46.30	2117.23	04/14/97	04/22/1997	Unfiltered	<0.5			2.4	5.5	<0.5	<0.5	<0.5	293	
MW-55	49.92	2113.61	10/20/97	10/23/1997	Unfiltered	<0.5			7.5	6.3	<0.5	<0.5	<0.5	524	
MW-55	31.86	2131.67	04/21/98	05/01/1998	Unfiltered	<0.5			4.1	<0.5	<0.5	<0.5	<0.5	18.3	
MW-55	34.38	2129.15	10/13/98	10/21/1998	Unfiltered	<0.5			<0.5	<0.5	<0.5	<0.5	<0.5	6.2	
MW-55	40.05	2123.48	04/08/99	04/12/1999	Unfiltered	<0.5			<0.5	0.6	<1	<1	<1	<20	<0.5
MW-55	45.49	2118.04	10/25/99	10/29/1999	Unfiltered	<0.5			3.8	3.4	<1	<1	<1	190	1.3
MW-55	49.59	2113.94	05/04/00	05/09/2000	Unfiltered	<2.5			3.8	<4	<5	<5	<5	270	<2.5
MW-55	53.37	2110.16	12/04/00	12/08/2000	Unfiltered	<5			3.2	3.5	<2.5	<2.5	<2.5	270	<2.5
MW-55	58.97	2104.56	10/31/01	11/08/2001	Unfiltered	<5			<2.5	<2.5	<2.5	<2.5	<2.5	140	<2.5
MW-55	65.92	2100.74	03/20/03	05/24/2003	Unfiltered				1.5	1.4				120	<1
MW-55	69.32	2097.34	06/17/04	07/09/2004	Unfiltered	<0.29	<2.6	<0.46	2.4	2.0	<0.29	<0.27	<0.28	150	1.1
MW-55	50.13	2116.533	06/01/06	07/11/2006	Unfiltered	<0.45	<2.5	<0.42	2.4	2.9	<0.24	<0.38	<0.30	60	0.82 Jq
MW-55	56.61	2110.053	05/31/07	06/27/2007	Unfiltered	<0.2			2.7	2.8				130	0.64 Jq
MW-55	57.30	2109.36	05/14/08	06/12/2008	Unfiltered	<1			2.9 Jq	1.9 Jq				120	<1
MW-55	62.21	2104.45	05/08/09	06/17/2009	Unfiltered	<0.37			3.7	2.7	<0.20	<0.15	<0.072	210	1.3
MW-55	64.32	2102.34	11/06/2009	11/12/2009	Unfiltered	<0.37			3.0	2.7	<0.20	<0.15	<0.072	210	1.1
MW-55	64.14	2102.523	05/13/2010	06/15/2010	Unfiltered	<3.7			4.6 Jq	<2.1	<2.0	<1.5	<0.72	310	<1.8
MW-56A	58.38	2082.06	10/29/92	08/24/1992	Unfiltered					<64				2700	
MW-56A	58.38	2082.06	10/29/92	09/14/1992	Unfiltered					<1.6				<3	
MW-56A	NA	NA	NA	03/10/1993	Unfiltered					<1				<13	
MW-56A	80.92	2059.52	04/11/94	04/12/1994	Unfiltered					48				10.4	
MW-56A	36.50	2103.94	12/13/94	12/13/1994	Unfiltered	<1			<1	<0.5	<3	<2	<2	0.62	<1
MW-56A	20.06	2120.38	06/16/95	06/19/1995	Unfiltered	<1			<1	<0.5	<3	<2	<2	1.7 E	<1
MW-56A	27.96	2112.48	12/04/95	12/15/1995	Unfiltered	<1			<1	<0.5	<3	<2	<2	2.1	<1
MW-56A	31.57	2108.87	04/19/96	04/28/1996	Unfiltered	<0.5			<0.5	<0.5	<0.5	<0.5	<0.5	0.71	<0.5
MW-56A	22.16	2118.28	10/21/96	10/29/1996	Unfiltered	<0.5			<0.5	<0.5	<0.5	<0.5	<0.5	1	
MW-56A	37.60	2102.84	04/14/97	04/21/1997	Unfiltered	<0.5			<0.5	<0.5	<0.5	<0.5	<0.5	<0.5	

Consolidation Data Summary Table - Groundwater
Beaumont Site 1

	Water Level Data					Volatile Organics										
Sample Location	Depth to Water (feet below ground surface)	Groundwater Elevation (feet above mean sea level)	Elevation Date	Sample Date	Filter Status	trans-1,2-Dichloroethene -ug/L	1,1-Dichloropropene -ug/L	cis-1,3-Dichloropropene -ug/L	trans-1,3-Dichloropropene -ug/L	1,2-Dichloropropane -ug/L	1,3-Dichloropropane -ug/L	2,2-Dichloropropane -ug/L	1,2-Dibromoethane -ug/L	Dichlorodifluoromethane -ug/L	Ethylbenzene -ug/L	Ethene -ug/L
MW-55	43.90	2119.63	10/21/96	10/25/1996	Unfiltered	<0.5		<0.5	<0.5	<0.5				<0.5		
MW-55	46.30	2117.23	04/14/97	04/22/1997	Unfiltered	<0.5		<0.5	<0.5	<0.5				<0.5		
MW-55	49.92	2113.61	10/20/97	10/23/1997	Unfiltered	<0.5		<0.5	<0.5	<0.5				<0.5		
MW-55	31.86	2131.67	04/21/98	05/01/1998	Unfiltered	<0.5		<0.5	<0.5	<0.5				<0.5		
MW-55	34.38	2129.15	10/13/98	10/21/1998	Unfiltered	<0.5		<0.5	<0.5	<0.5				<0.5		
MW-55	40.05	2123.48	04/08/99	04/12/1999	Unfiltered	<0.5		<0.5	<0.5	<0.5				<2		
MW-55	45.49	2118.04	10/25/99	10/29/1999	Unfiltered	<0.5		<0.5	<0.5	<0.5				<2		
MW-55	49.59	2113.94	05/04/00	05/09/2000	Unfiltered	<2.5		<2.5	<2.5	<2.5				<2		
MW-55	53.37	2110.16	12/04/00	12/08/2000	Unfiltered	<2.5		<2.5	<2.5	<2.5				<5		
MW-55	58.97	2104.56	10/31/01	11/08/2001	Unfiltered	<2.5		<2.5	<2.5	<2.5				<5		
MW-55	65.92	2100.74	03/20/03	05/24/2003	Unfiltered	<1										
MW-55	69.32	2097.34	06/17/04	07/09/2004	Unfiltered	<0.60	<0.55	<0.44	<0.30	<0.40	<0.35	<0.39	<0.51	<0.47	<0.19	
MW-55	50.13	2116.533	06/01/06	07/11/2006	Unfiltered	<0.29	<0.21	<0.45	<0.31	<0.28	<0.30	<0.40	<0.81	<0.27	<0.17	
MW-55	56.61	2110.053	05/31/07	06/27/2007	Unfiltered	<0.2		<0.2	<0.2	<0.2					<0.2	
MW-55	57.30	2109.36	05/14/08	06/12/2008	Unfiltered	<1		<1	<1	<1					<1	
MW-55	62.21	2104.45	05/08/09	06/17/2009	Unfiltered	<0.10		<0.30	<0.24	<0.19					<0.26	
MW-55	64.32	2102.34	11/06/2009	11/12/2009	Unfiltered	<0.10		<0.30	<0.24	<0.19					<0.26	
MW-55	64.14	2102.523	05/13/2010	06/15/2010	Unfiltered	<1.0		<3.0	<2.4	<1.9					<2.6	<0.02
MW-56A	58.38	2082.06	10/29/92	08/24/1992	Unfiltered											
MW-56A	58.38	2082.06	10/29/92	09/14/1992	Unfiltered											
MW-56A	NA	NA	NA	03/10/1993	Unfiltered											
MW-56A	80.92	2059.52	04/11/94	04/12/1994	Unfiltered											
MW-56A	36.50	2103.94	12/13/94	12/13/1994	Unfiltered	<1		<0.5	<0.5	<1				<5		
MW-56A	20.06	2120.38	06/16/95	06/19/1995	Unfiltered	<1		<0.5	<0.5	<1				<5		
MW-56A	27.96	2112.48	12/04/95	12/15/1995	Unfiltered	<1		<0.5	<0.5	<1				<5		
MW-56A	31.57	2108.87	04/19/96	04/28/1996	Unfiltered	<0.5		<0.5	<0.5	<0.5						
MW-56A	22.16	2118.28	10/21/96	10/29/1996	Unfiltered	<0.5		<0.5	<0.5	<0.5				<0.5		
MW-56A	37.60	2102.84	04/14/97	04/21/1997	Unfiltered	<0.5		<0.5	<0.5	<0.5				<0.5		

Consolidation Data Summary Table - Groundwater
Beaumont Site 1

	Water Level Data					Volatile Organics										
Sample Location	Depth to Water (feet below ground surface)	Groundwater Elevation (feet above mean sea level)	Elevation Date	Sample Date	Filter Status	Ethane -ug/L	Hexachlorobutadiene -ug/L	2-Hexanone -ug/L	p-Isopropyltoluene -ug/L	Isopropylbenzene -ug/L	Methane -ug/L	4-Methyl-2-Pentanone -ug/L	Methyl tert-butyl ether (MTBE) -ug/L	Methylene Chloride -ug/L	Naphthalene -ug/L	n-Propylbenzene -ug/L
MW-55	43.90	2119.63	10/21/96	10/25/1996	Unfiltered									<2		
MW-55	46.30	2117.23	04/14/97	04/22/1997	Unfiltered									<2		
MW-55	49.92	2113.61	10/20/97	10/23/1997	Unfiltered									<2		
MW-55	31.86	2131.67	04/21/98	05/01/1998	Unfiltered									<0.5		
MW-55	34.38	2129.15	10/13/98	10/21/1998	Unfiltered									<0.5		
MW-55	40.05	2123.48	04/08/99	04/12/1999	Unfiltered									<2		
MW-55	45.49	2118.04	10/25/99	10/29/1999	Unfiltered									<2		
MW-55	49.59	2113.94	05/04/00	05/09/2000	Unfiltered									<10		
MW-55	53.37	2110.16	12/04/00	12/08/2000	Unfiltered									<10		
MW-55	58.97	2104.56	10/31/01	11/08/2001	Unfiltered									<10		
MW-55	65.92	2100.74	03/20/03	05/24/2003	Unfiltered									<0.5		
MW-55	69.32	2097.34	06/17/04	07/09/2004	Unfiltered			<2.5	<0.17	<0.17		<2.6	<0.28	<1.7	<0.56	<0.24
MW-55	50.13	2116.533	06/01/06	07/11/2006	Unfiltered			<1.9	<0.21	<0.24		<2.4	<0.29	<2.6	<0.95	<0.30
MW-55	56.61	2110.053	05/31/07	06/27/2007	Unfiltered			<5				<5	<0.2	<0.5		
MW-55	57.30	2109.36	05/14/08	06/12/2008	Unfiltered			<5				<5	<1	<1		
MW-55	62.21	2104.45	05/08/09	06/17/2009	Unfiltered			<1.2				<0.95	<0.29	<0.15		
MW-55	64.32	2102.34	11/06/2009	11/12/2009	Unfiltered			<1.2				<0.95	<0.29	<0.15		
MW-55	64.14	2102.523	05/13/2010	06/15/2010	Unfiltered	<0.01		<12			0.06 Jq	<9.5	<2.9	10 BJaq		
MW-56A	58.38	2082.06	10/29/92	08/24/1992	Unfiltered											
MW-56A	58.38	2082.06	10/29/92	09/14/1992	Unfiltered											
MW-56A	NA	NA	NA	03/10/1993	Unfiltered											
MW-56A	80.92	2059.52	04/11/94	04/12/1994	Unfiltered											
MW-56A	36.50	2103.94	12/13/94	12/13/1994	Unfiltered									<2		
MW-56A	20.06	2120.38	06/16/95	06/19/1995	Unfiltered									<2		
MW-56A	27.96	2112.48	12/04/95	12/15/1995	Unfiltered									<2		
MW-56A	31.57	2108.87	04/19/96	04/28/1996	Unfiltered									<2		
MW-56A	22.16	2118.28	10/21/96	10/29/1996	Unfiltered									<2		
MW-56A	37.60	2102.84	04/14/97	04/21/1997	Unfiltered									<2		

Consolidation Data Summary Table - Groundwater
Beaumont Site 1

	Water Level Data						Volatile Organics									
Sample Location	Depth to Water (feet below ground surface)	Groundwater Elevation (feet above mean sea level)	Elevation Date	Sample Date	Filter Status	Styrene -ug/L	Toluene -ug/L	1,1,1,2-Tetrachloroethane -ug/L	1,1,1-Trichloroethane -ug/L	1,1,2-Trichloroethane -ug/L	1,2,3-Trichlorobenzene -ug/L	1,2,4-Trichlorobenzene -ug/L	Trichloroethene -ug/L	1,2,3-Trichloropropane -ug/L	Trichlorofluoromethane -ug/L	1,1,2-Trichloro-1,2,2-Trifluoroethane -ug/L
MW-55	43.90	2119.63	10/21/96	10/25/1996	Unfiltered				31.2	<0.5			312		<0.5	
MW-55	46.30	2117.23	04/14/97	04/22/1997	Unfiltered				26.2	1			304		<0.5	
MW-55	49.92	2113.61	10/20/97	10/23/1997	Unfiltered				21.6	2.4			313		<0.5	
MW-55	31.86	2131.67	04/21/98	05/01/1998	Unfiltered				3	<0.5			17.6		<0.5	
MW-55	34.38	2129.15	10/13/98	10/21/1998	Unfiltered				<0.5	<0.5			6.2		<0.5	
MW-55	40.05	2123.48	04/08/99	04/12/1999	Unfiltered				2	<0.5			30		<2	
MW-55	45.49	2118.04	10/25/99	10/29/1999	Unfiltered				9	0.9			160		<2	
MW-55	49.59	2113.94	05/04/00	05/09/2000	Unfiltered				9	<2.5			190		<10	<25
MW-55	53.37	2110.16	12/04/00	12/08/2000	Unfiltered				7.2	<2.5			150		<5	<10
MW-55	58.97	2104.56	10/31/01	11/08/2001	Unfiltered				3.4	<2.5			100		<5	<10
MW-55	65.92	2100.74	03/20/03	05/24/2003	Unfiltered		<1		3.1	<1			92			
MW-55	69.32	2097.34	06/17/04	07/09/2004	Unfiltered	<0.14	<0.35	<0.45	2.2	<0.42	<0.40	<0.28	110	<0.81	<0.27	<0.70
MW-55	50.13	2116.533	06/01/06	07/11/2006	Unfiltered	<0.29	<0.35	<0.37	<0.32	<0.54	<0.39	<0.35	73	<2.3	<0.36	<0.54
MW-55	56.61	2110.053	05/31/07	06/27/2007	Unfiltered	<0.2	<0.2		1.1	0.65 Jq			130			
MW-55	57.30	2109.36	05/14/08	06/12/2008	Unfiltered	<1	<1		<1	<1			100			
MW-55	62.21	2104.45	05/08/09	06/17/2009	Unfiltered	<0.22	<0.22		1.0	1.3			170		<0.16	
MW-55	64.32	2102.34	11/06/2009	11/12/2009	Unfiltered	<0.22	<0.22		0.99	1.1			160	<0.29	<0.16	
MW-55	64.14	2102.523	05/13/2010	06/15/2010	Unfiltered	<2.2	<2.2		<1.2	<3.1			190	<2.9	<1.6	
MW-56A	58.38	2082.06	10/29/92	08/24/1992	Unfiltered				<40				1300			
MW-56A	58.38	2082.06	10/29/92	09/14/1992	Unfiltered				<1				<2			
MW-56A	NA	NA	NA	03/10/1993	Unfiltered				<3				<2			
MW-56A	80.92	2059.52	04/11/94	04/12/1994	Unfiltered				11.8							
MW-56A	36.50	2103.94	12/13/94	12/13/1994	Unfiltered				<1	<0.5			1.2		<5	
MW-56A	20.06	2120.38	06/16/95	06/19/1995	Unfiltered				<1	<0.5			1.7 E		<5	
MW-56A	27.96	2112.48	12/04/95	12/15/1995	Unfiltered				<1	<0.5			2.5		<5	
MW-56A	31.57	2108.87	04/19/96	04/28/1996	Unfiltered				<0.5	<0.5			1.4		<0.5	<0.5
MW-56A	22.16	2118.28	10/21/96	10/29/1996	Unfiltered				<0.5	<0.5			3.5		<0.5	
MW-56A	37.60	2102.84	04/14/97	04/21/1997	Unfiltered				<0.5	<0.5			<0.5		<0.5	

Consolidation Data Summary Table - Groundwater
Beaumont Site 1

	Water Level Data					Volatile Organics							
Sample Location	Depth to Water (feet below ground surface)	Groundwater Elevation (feet above mean sea level)	Elevation Date	Sample Date	Filter Status	1,2,4-Trimethylbenzene -ug/L	1,3,5-Trimethylbenzene -ug/L	1,1,2,2-Tetrachloroethane -ug/L	Tetrachloroethene (PCE) -ug/L	Vinyl Acetate -ug/L	Vinyl Chloride -ug/L	m,p-Xylenes -ug/L	o-Xylene -ug/L
MW-55	43.90	2119.63	10/21/96	10/25/1996	Unfiltered			<0.5	<0.5		<0.5		
MW-55	46.30	2117.23	04/14/97	04/22/1997	Unfiltered			<0.5	<0.5		<0.5		
MW-55	49.92	2113.61	10/20/97	10/23/1997	Unfiltered			<0.5	<0.5		<0.5		
MW-55	31.86	2131.67	04/21/98	05/01/1998	Unfiltered			<0.5	<0.5		<0.5		
MW-55	34.38	2129.15	10/13/98	10/21/1998	Unfiltered			<0.5	<0.5		<0.5		
MW-55	40.05	2123.48	04/08/99	04/12/1999	Unfiltered			<0.5	<0.5		<0.5		
MW-55	45.49	2118.04	10/25/99	10/29/1999	Unfiltered			<0.5	0.6		<0.5		
MW-55	49.59	2113.94	05/04/00	05/09/2000	Unfiltered			<2.5	<2.5		<0.5		
MW-55	53.37	2110.16	12/04/00	12/08/2000	Unfiltered			<2.5	<2.5		<2.5		
MW-55	58.97	2104.56	10/31/01	11/08/2001	Unfiltered			<2.5	<2.5		<2.5		
MW-55	65.92	2100.74	03/20/03	05/24/2003	Unfiltered	<1			<1		<1		<0.5
MW-55	69.32	2097.34	06/17/04	07/09/2004	Unfiltered	<0.22	<0.11	<0.19	<0.20	<3.6	<0.35	<0.17	<0.16
MW-55	50.13	2116.533	06/01/06	07/11/2006	Unfiltered	<0.26	<0.19	<0.37	<0.29	<3.2	<0.33	<0.38	<0.21
MW-55	56.61	2110.053	05/31/07	06/27/2007	Unfiltered			<0.2	<0.2		<0.2	<0.5	<0.2
MW-55	57.30	2109.36	05/14/08	06/12/2008	Unfiltered			<1	<1		<1	<2	<1
MW-55	62.21	2104.45	05/08/09	06/17/2009	Unfiltered			<0.29	<0.17 Jq	<0.48	<0.13	<0.36	<0.41
MW-55	64.32	2102.34	11/06/2009	11/12/2009	Unfiltered			<0.29	0.37 Jq	<0.48	<0.13	<0.36	<0.41
MW-55	64.14	2102.523	05/13/2010	06/15/2010	Unfiltered			<2.9	<1.7	<4.8	<1.3	<3.6	<4.1
MW-56A	58.38	2082.06	10/29/92	08/24/1992	Unfiltered				<120				
MW-56A	58.38	2082.06	10/29/92	09/14/1992	Unfiltered				<3				
MW-56A	NA	NA	NA	03/10/1993	Unfiltered				<1				
MW-56A	80.92	2059.52	04/11/94	04/12/1994	Unfiltered				4.1				
MW-56A	36.50	2103.94	12/13/94	12/13/1994	Unfiltered			<1	<0.5		<0.5		
MW-56A	20.06	2120.38	06/16/95	06/19/1995	Unfiltered			<1	<0.5		<0.5		
MW-56A	27.96	2112.48	12/04/95	12/15/1995	Unfiltered			<1	<0.5		<0.5		
MW-56A	31.57	2108.87	04/19/96	04/28/1996	Unfiltered			<0.5	<0.5		<0.5		
MW-56A	22.16	2118.28	10/21/96	10/29/1996	Unfiltered			<0.5	<0.5		<0.5		
MW-56A	37.60	2102.84	04/14/97	04/21/1997	Unfiltered			<0.5	<0.5		<0.5		

Consolidation Data Summary Table - Groundwater
Beaumont Site 1

	Water Level Data					Volatile Organics										
Sample Location	Depth to Water (feet below ground surface)	Groundwater Elevation (feet above mean sea level)	Elevation Date	Sample Date	Filter Status	1,4-Dioxane -ug/L	N-Nitrosodimethylamine -ng/L	Acetone -ug/L	Bromodichloromethane -ug/L	2-Butanone -ug/L	Bromobenzene -ug/L	Bromochloromethane -ug/L	Bromomethane -ug/L	Bromoform -ug/L	n-Butylbenzene -ug/L	sec-Butylbenzene -ug/L
MW-56A	40.80	2099.64	10/20/97	10/27/1997	Unfiltered				<0.5				<0.5	<1		
MW-56A	26.78	2113.66	04/21/98	04/30/1998	Unfiltered				<0.5				<0.5	<0.5		
MW-56A	27.54	2112.90	10/13/98	10/22/1998	Unfiltered				<0.5				<0.5	<0.5		
MW-56A	32.04	2108.40	04/05/99	04/14/1999	Unfiltered				<0.5				<2	<2		
MW-56A	36.82	2103.62	10/25/99	10/28/1999	Unfiltered				<0.5				<2	<2		
MW-56A	43.61	2096.83	12/04/00	12/07/2000	Unfiltered				<1				<1	<1		
MW-56A	48.39	2092.05	10/29/01	11/02/2001	Unfiltered				<1				<1	<1		
MW-56A	51.22	2089.22	05/20/02	05/21/2002	Unfiltered											
MW-56A	51.22	2089.22	05/20/02	05/22/2002	Unfiltered	<0.047 UJe										
MW-56A	54.44	2088.65	07/11/03	07/24/2003	Unfiltered	<1.1		<3.6	<0.33	<1.7	<0.26	<0.37	<0.90	<0.87	<0.34	<0.11
MW-56A	57.85	2085.24	06/17/04	07/06/2004	Unfiltered	<1.1		<3.6	<0.33	<1.7	<0.26	<0.37	<0.90	<0.87	<0.34	<0.11
MW-56A	41.9	2101.186	05/31/06	07/06/2006	Unfiltered	<0.40		<6.1	<0.27	<4.2	<0.47	<0.68	<2.9	<0.62	<0.29	<0.21
MW-56A	46.85	2096.24	05/13/08	06/09/2008	Unfiltered	<0.57		<5	<1	<5			<1	<1		
MW-56A	52.72	2090.366	05/17/2010	06/03/2010	Unfiltered	<0.10		<5.0	<0.11	<1.2			<0.48	<0.13		
MW-56B	45.39	2094.54	10/29/92	09/15/1992	Unfiltered											
MW-56B	NA	NA	NA	03/16/1993	Unfiltered											
MW-56B	15.07	2124.86	04/11/94	04/14/1994	Unfiltered											
MW-56B	21.34	2118.59	12/14/94	12/14/1994	Unfiltered				<1				<5 E	<2		
MW-56B	3.00	2136.93	06/16/95	06/21/1995	Unfiltered				<1				<5	<2		
MW-56B	38.66	2101.27	05/20/02	05/28/2002	Unfiltered	11		<0.89	<0.029	<1.7	<0.029	<0.072	<0.11	<0.068	<0.11	<0.077
MW-56B	42.58	2100.00	07/11/03	07/29/2003	Unfiltered	7.2		<3.6	<0.33	<1.7	<0.26	<0.37	<0.90	<0.87	<0.34	<0.11
MW-56B	45.78	2096.80	06/17/04	07/07/2004	Unfiltered	7.0		<3.6	<0.33	<1.7	<0.26	<0.37	<0.90	<0.87	<0.34	<0.11
MW-56B	26.94	2115.64	06/01/06	06/29/2006	Unfiltered	9.3		<6.1	<0.27	<4.2	<0.47	<0.68	<2.9	<0.62	<0.29	<0.21
MW-56B	33.72	2108.86	05/13/08	06/09/2008	Unfiltered	3.9		<5	<1	<5			<1	<1		
MW-56B	40.5	2102.08	05/17/2010	06/03/2010	Unfiltered	7.5		<5.0	<0.11	<1.2			<0.48	<0.13		
MW-56C	45.82	2094.32	10/29/92	09/14/1992	Unfiltered											
MW-56C	NA	NA	NA	03/15/1993	Unfiltered											
MW-56C	15.59	2124.55	04/11/94	04/18/1994	Unfiltered											

Consolidation Data Summary Table - Groundwater
Beaumont Site 1

	Water Level Data					Volatile Organics									
Sample Location	Depth to Water (feet below ground surface)	Groundwater Elevation (feet above mean sea level)	Elevation Date	Sample Date	Filter Status	tert-Butylbenzene -ug/L	Benzene -ug/L	Carbon Disulfide -ug/L	Chlorobenzene -ug/L	2-Chlorotoluene -ug/L	4-Chlorotoluene -ug/L	Chloroethane -ug/L	Chloromethane -ug/L	Carbon Tetrachloride -ug/L	Chloroform -ug/L
MW-56A	40.80	2099.64	10/20/97	10/27/1997	Unfiltered				<0.5			<1	<1	<0.5	<0.5
MW-56A	26.78	2113.66	04/21/98	04/30/1998	Unfiltered				<0.5			<0.5	<0.5	<0.5	<0.5
MW-56A	27.54	2112.90	10/13/98	10/22/1998	Unfiltered				<0.5			<0.5	<0.5	<0.5	<0.5
MW-56A	32.04	2108.40	04/05/99	04/14/1999	Unfiltered				<0.5			<2	<2	<0.5	<0.5
MW-56A	36.82	2103.62	10/25/99	10/28/1999	Unfiltered				<0.5			<2	<2	<0.5	<0.5
MW-56A	43.61	2096.83	12/04/00	12/07/2000	Unfiltered				<0.5			<1	<1	<0.5	<0.5
MW-56A	48.39	2092.05	10/29/01	11/02/2001	Unfiltered				<0.5			<1	<1	<0.5	<1
MW-56A	51.22	2089.22	05/20/02	05/21/2002	Unfiltered									<0.5	<1
MW-56A	51.22	2089.22	05/20/02	05/22/2002	Unfiltered										
MW-56A	54.44	2088.65	07/11/03	07/24/2003	Unfiltered	<0.23	<0.29	<0.28	<0.19	<0.67	<0.16	<0.46	<0.43	<0.40	<0.45
MW-56A	57.85	2085.24	06/17/04	07/06/2004	Unfiltered	<0.23	<0.29	<0.28	<0.19	<0.67	<0.16	<0.46	<0.43	<0.40	<0.45
MW-56A	41.9	2101.186	05/31/06	07/06/2006	Unfiltered	<0.17	<0.26	<1.0	<0.36	<0.24	<0.30	<0.52	<1.8	<0.42	<0.22
MW-56A	46.85	2096.24	05/13/08	06/09/2008	Unfiltered		<1	<1	<1			<1	<1	<1	<1
MW-56A	52.72	2090.366	05/17/2010	06/03/2010	Unfiltered		<0.14	<0.36	<0.23			<0.35	<0.36	<0.15	<0.17
MW-56B	45.39	2094.54	10/29/92	09/15/1992	Unfiltered										
MW-56B	NA	NA	NA	03/16/1993	Unfiltered										
MW-56B	15.07	2124.86	04/11/94	04/14/1994	Unfiltered										
MW-56B	21.34	2118.59	12/14/94	12/14/1994	Unfiltered				<2 E			<2 E	<2 E	<0.5 E	<1
MW-56B	3.00	2136.93	06/16/95	06/21/1995	Unfiltered				<2			<2	<2	<0.5	<1
MW-56B	38.66	2101.27	05/20/02	05/28/2002	Unfiltered	<0.078	<0.016	<0.30	<0.017	<0.087	<0.087	<0.016	<0.11	<0.047	0.9 Jq
MW-56B	42.58	2100.00	07/11/03	07/29/2003	Unfiltered	<0.23	<0.29	<0.28	<0.19	<0.67	<0.16	<0.46	<0.43	<0.40	<0.45
MW-56B	45.78	2096.80	06/17/04	07/07/2004	Unfiltered	<0.23	<0.29	<0.28	<0.19	<0.67	<0.16	<0.46	<0.43	<0.40	<0.45
MW-56B	26.94	2115.64	06/01/06	06/29/2006	Unfiltered	<0.17	<0.26	<1.0	<0.36	<0.24	<0.30	<0.52	<1.8	<0.42	0.57 BJkq
MW-56B	33.72	2108.86	05/13/08	06/09/2008	Unfiltered		<1	<1	<1			<1	<1	<1	<1
MW-56B	40.5	2102.08	05/17/2010	06/03/2010	Unfiltered		<0.14	<0.36	<0.23			<0.35	<0.36	<0.15	0.60
MW-56C	45.82	2094.32	10/29/92	09/14/1992	Unfiltered										
MW-56C	NA	NA	NA	03/15/1993	Unfiltered										
MW-56C	15.59	2124.55	04/11/94	04/18/1994	Unfiltered										

Consolidation Data Summary Table - Groundwater
Beaumont Site 1

	Water Level Data					Volatile Organics									
Sample Location	Depth to Water (feet below ground surface)	Groundwater Elevation (feet above mean sea level)	Elevation Date	Sample Date	Filter Status	Dibromochloromethane -ug/L	1,2-Dibromo-3-Chloropropane -ug/L	Dibromomethane -ug/L	1,1-Dichloroethane -ug/L	1,2-Dichloroethane -ug/L	1,2-Dichlorobenzene -ug/L	1,3-Dichlorobenzene -ug/L	1,4-Dichlorobenzene -ug/L	1,1-Dichloroethene -ug/L	cis-1,2-Dichloroethene -ug/L
MW-56A	40.80	2099.64	10/20/97	10/27/1997	Unfiltered	<0.5			<0.5	<0.5	<0.5	<0.5	<0.5	0.8	
MW-56A	26.78	2113.66	04/21/98	04/30/1998	Unfiltered	<0.5			<0.5	<0.5	<0.5	<0.5	<0.5	<0.5	
MW-56A	27.54	2112.90	10/13/98	10/22/1998	Unfiltered	<0.5			<0.5	<0.5	<0.5	<0.5	<0.5	<0.5	
MW-56A	32.04	2108.40	04/05/99	04/14/1999	Unfiltered	<0.5			<0.5	<0.5	<1	<1	<1	<2	<0.5
MW-56A	36.82	2103.62	10/25/99	10/28/1999	Unfiltered	<0.5			<0.5	<0.5	<1	<1	<1	<2	<0.5
MW-56A	43.61	2096.83	12/04/00	12/07/2000	Unfiltered	<1			<0.5	<0.5	<0.5	<0.5	<0.5	<0.5	<0.5
MW-56A	48.39	2092.05	10/29/01	11/02/2001	Unfiltered	<1			<0.5	<0.5	<0.5	<0.5	<0.5	<0.5	<0.5
MW-56A	51.22	2089.22	05/20/02	05/21/2002	Unfiltered				<1	<0.5				<1	<1
MW-56A	51.22	2089.22	05/20/02	05/22/2002	Unfiltered										
MW-56A	54.44	2088.65	07/11/03	07/24/2003	Unfiltered	<0.29	<2.6	<0.46	<0.40	<0.35	<0.29	<0.27	<0.28	<0.32	<0.56
MW-56A	57.85	2085.24	06/17/04	07/06/2004	Unfiltered	<0.29	<2.6	<0.46	<0.40	<0.35	<0.29	<0.27	<0.28	1.0	<0.56
MW-56A	41.9	2101.186	05/31/06	07/06/2006	Unfiltered	<0.45	<2.5	<0.42	<0.53	<0.22	<0.24	<0.38	<0.30	0.59 BJkq	<0.35
MW-56A	46.85	2096.24	05/13/08	06/09/2008	Unfiltered	<1			<1	<1				<1	<1
MW-56A	52.72	2090.366	05/17/2010	06/03/2010	Unfiltered	<0.37			<0.098	<0.21	<0.20	<0.15	<0.072	<0.12	<0.18
MW-56B	45.39	2094.54	10/29/92	09/15/1992	Unfiltered					<6.4				190	
MW-56B	NA	NA	NA	03/16/1993	Unfiltered					<10				149	
MW-56B	15.07	2124.86	04/11/94	04/14/1994	Unfiltered					46.2				48	
MW-56B	21.34	2118.59	12/14/94	12/14/1994	Unfiltered	<1			<1.3 E	<0.5	<3	<2	<2	75	<1
MW-56B	3.00	2136.93	06/16/95	06/21/1995	Unfiltered	<1			<1.4	1.8 E	<3	<2	<2	43	<1
MW-56B	38.66	2101.27	05/20/02	05/28/2002	Unfiltered	<0.032	<0.14	<0.090	2 Jq	1 Jq	<0.063	<0.058	<0.072	61	<0.061
MW-56B	42.58	2100.00	07/11/03	07/29/2003	Unfiltered	<0.29	<2.6	<0.46	1.3	0.70	<0.29	<0.27	<0.28	50	<0.56
MW-56B	45.78	2096.80	06/17/04	07/07/2004	Unfiltered	<0.29	<2.6	<0.46	1.1	<0.35	<0.29	<0.27	<0.28	48	<0.56
MW-56B	26.94	2115.64	06/01/06	06/29/2006	Unfiltered	<0.45	<2.5	<0.42	1.2	0.63	<0.24	<0.38	<0.30	40	<0.35
MW-56B	33.72	2108.86	05/13/08	06/09/2008	Unfiltered	<1			1.2 Jq	<1				46	<1
MW-56B	40.5	2102.08	05/17/2010	06/03/2010	Unfiltered	<0.37			1.3	0.62	<0.20	<0.15	<0.072	56	<0.18
MW-56C	45.82	2094.32	10/29/92	09/14/1992	Unfiltered					<1.6				800	
MW-56C	NA	NA	NA	03/15/1993	Unfiltered					<10				549	
MW-56C	15.59	2124.55	04/11/94	04/18/1994	Unfiltered					132.8				135.3	

Consolidation Data Summary Table - Groundwater
Beaumont Site 1

	Water Level Data					Volatile Organics										
Sample Location	Depth to Water (feet below ground surface)	Groundwater Elevation (feet above mean sea level)	Elevation Date	Sample Date	Filter Status	trans-1,2-Dichloroethene -ug/L	1,1-Dichloropropene -ug/L	cis-1,3-Dichloropropene -ug/L	trans-1,3-Dichloropropene -ug/L	1,2-Dichloropropane -ug/L	1,3-Dichloropropane -ug/L	2,2-Dichloropropane -ug/L	1,2-Dibromoethane -ug/L	Dichlorodifluoromethane -ug/L	Ethylbenzene -ug/L	Ethene -ug/L
MW-56A	40.80	2099.64	10/20/97	10/27/1997	Unfiltered	<0.5		<0.5	<0.5	<0.5				<0.5		
MW-56A	26.78	2113.66	04/21/98	04/30/1998	Unfiltered	<0.5		<0.5	<0.5	<0.5				<0.5		
MW-56A	27.54	2112.90	10/13/98	10/22/1998	Unfiltered	<0.5		<0.5	<0.5	<0.5				<0.5		
MW-56A	32.04	2108.40	04/05/99	04/14/1999	Unfiltered	<0.5		<0.5	<0.5	<0.5				<2		
MW-56A	36.82	2103.62	10/25/99	10/28/1999	Unfiltered	<0.5		<0.5	<0.5	<0.5				<2		
MW-56A	43.61	2096.83	12/04/00	12/07/2000	Unfiltered	<0.5		<0.5	<0.5	<0.5				<1		
MW-56A	48.39	2092.05	10/29/01	11/02/2001	Unfiltered	<0.5		<0.5	<0.5	<0.5				<1		
MW-56A	51.22	2089.22	05/20/02	05/21/2002	Unfiltered	<1										
MW-56A	51.22	2089.22	05/20/02	05/22/2002	Unfiltered											
MW-56A	54.44	2088.65	07/11/03	07/24/2003	Unfiltered	<0.60	<0.55	<0.44	<0.30	<0.40	<0.35	<0.39	<0.51	<0.47	<0.19	
MW-56A	57.85	2085.24	06/17/04	07/06/2004	Unfiltered	<0.60	<0.55	<0.44	<0.30	<0.40	<0.35	<0.39	<0.51	<0.47	<0.19	
MW-56A	41.9	2101.186	05/31/06	07/06/2006	Unfiltered	<0.29	<0.21	<0.45	<0.31	<0.28	<0.30	<0.40	<0.81	<0.27	<0.17	
MW-56A	46.85	2096.24	05/13/08	06/09/2008	Unfiltered	<1		<1	<1	<1					<1	
MW-56A	52.72	2090.366	05/17/2010	06/03/2010	Unfiltered	<0.10		<0.30	<0.24	<0.19					<0.26	<0.03
MW-56B	45.39	2094.54	10/29/92	09/15/1992	Unfiltered											
MW-56B	NA	NA	NA	03/16/1993	Unfiltered											
MW-56B	15.07	2124.86	04/11/94	04/14/1994	Unfiltered											
MW-56B	21.34	2118.59	12/14/94	12/14/1994	Unfiltered	<1		<0.5 E	<0.5	<1				<5 E		
MW-56B	3.00	2136.93	06/16/95	06/21/1995	Unfiltered	<1		<0.5	<0.5	<1				<5		
MW-56B	38.66	2101.27	05/20/02	05/28/2002	Unfiltered	<0.031	<0.052	<0.024	<0.030	<0.029	<0.035	<0.066	<0.089	<0.040	<0.040	
MW-56B	42.58	2100.00	07/11/03	07/29/2003	Unfiltered	<0.60	<0.55	<0.44	<0.30	<0.40	<0.35	<0.39	<0.51	<0.47	<0.19	
MW-56B	45.78	2096.80	06/17/04	07/07/2004	Unfiltered	<0.60	<0.55	<0.44	<0.30	<0.40	<0.35	<0.39	<0.51	<0.47	<0.19	
MW-56B	26.94	2115.64	06/01/06	06/29/2006	Unfiltered	<0.29	<0.21	<0.45	<0.31	<0.28	<0.30	<0.40	<0.81	<0.27	<0.17	
MW-56B	33.72	2108.86	05/13/08	06/09/2008	Unfiltered	<1		<1	<1	<1					<1	
MW-56B	40.5	2102.08	05/17/2010	06/03/2010	Unfiltered	<0.10		<0.30	<0.24	<0.19					<0.26	<0.03
MW-56C	45.82	2094.32	10/29/92	09/14/1992	Unfiltered											
MW-56C	NA	NA	NA	03/15/1993	Unfiltered											
MW-56C	15.59	2124.55	04/11/94	04/18/1994	Unfiltered											

Consolidation Data Summary Table - Groundwater
Beaumont Site 1

	Water Level Data					Volatile Organics										
Sample Location	Depth to Water (feet below ground surface)	Groundwater Elevation (feet above mean sea level)	Elevation Date	Sample Date	Filter Status	Ethane -ug/L	Hexachlorobutadiene -ug/L	2-Hexanone -ug/L	p-Isopropyltoluene -ug/L	Isopropylbenzene -ug/L	Methane -ug/L	4-Methyl-2-Pentanone -ug/L	Methyl tert-butyl ether (MTBE) -ug/L	Methylene Chloride -ug/L	Naphthalene -ug/L	n-Propylbenzene -ug/L
MW-56A	40.80	2099.64	10/20/97	10/27/1997	Unfiltered									<2		
MW-56A	26.78	2113.66	04/21/98	04/30/1998	Unfiltered									<0.5		
MW-56A	27.54	2112.90	10/13/98	10/22/1998	Unfiltered									<0.5		
MW-56A	32.04	2108.40	04/05/99	04/14/1999	Unfiltered									<2		
MW-56A	36.82	2103.62	10/25/99	10/28/1999	Unfiltered									<2		
MW-56A	43.61	2096.83	12/04/00	12/07/2000	Unfiltered									<2		
MW-56A	48.39	2092.05	10/29/01	11/02/2001	Unfiltered									<2		
MW-56A	51.22	2089.22	05/20/02	05/21/2002	Unfiltered									<0.5		
MW-56A	51.22	2089.22	05/20/02	05/22/2002	Unfiltered											
MW-56A	54.44	2088.65	07/11/03	07/24/2003	Unfiltered			<2.5	<0.17	<0.17		<2.6	<0.28	<1.7	<0.56	<0.24
MW-56A	57.85	2085.24	06/17/04	07/06/2004	Unfiltered			<2.5	<0.17	<0.17		<2.6	<0.28	<1.7	<0.56	<0.24
MW-56A	41.9	2101.186	05/31/06	07/06/2006	Unfiltered			<1.9	<0.21	<0.24		<2.4	<0.29	2.9 BJkq	<0.95	<0.30
MW-56A	46.85	2096.24	05/13/08	06/09/2008	Unfiltered			<5				<5	<1	<1		
MW-56A	52.72	2090.366	05/17/2010	06/03/2010	Unfiltered	0.14 Jq		<1.2			21	<0.95	<0.29	<0.15		
MW-56B	45.39	2094.54	10/29/92	09/15/1992	Unfiltered											
MW-56B	NA	NA	NA	03/16/1993	Unfiltered											
MW-56B	15.07	2124.86	04/11/94	04/14/1994	Unfiltered											
MW-56B	21.34	2118.59	12/14/94	12/14/1994	Unfiltered									<2		
MW-56B	3.00	2136.93	06/16/95	06/21/1995	Unfiltered									<2		
MW-56B	38.66	2101.27	05/20/02	05/28/2002	Unfiltered		<0.11		<0.084	<0.077		<0.20	<0.034	0.8 BJakq	<0.21	<0.068
MW-56B	42.58	2100.00	07/11/03	07/29/2003	Unfiltered			<2.5	<0.17	<0.17		<2.6	<0.28	<1.7	<0.56	<0.24
MW-56B	45.78	2096.80	06/17/04	07/07/2004	Unfiltered			<2.5	<0.17	<0.17		<2.6	<0.28	<1.7	<0.56	<0.24
MW-56B	26.94	2115.64	06/01/06	06/29/2006	Unfiltered			<1.9	<0.21	<0.24		<2.4	<0.29	3.7 BJakq	<0.95	<0.30
MW-56B	33.72	2108.86	05/13/08	06/09/2008	Unfiltered			<5				<5	<1	1.1 BJakq		
MW-56B	40.5	2102.08	05/17/2010	06/03/2010	Unfiltered	0.02 Jq		<1.2			0.14 Jq	<0.95	<0.29	<0.15		
MW-56C	45.82	2094.32	10/29/92	09/14/1992	Unfiltered											
MW-56C	NA	NA	NA	03/15/1993	Unfiltered											
MW-56C	15.59	2124.55	04/11/94	04/18/1994	Unfiltered											

Consolidation Data Summary Table - Groundwater
Beaumont Site 1

	Water Level Data						Volatile Organics									
Sample Location	Depth to Water (feet below ground surface)	Groundwater Elevation (feet above mean sea level)	Elevation Date	Sample Date	Filter Status	Styrene -ug/L	Toluene -ug/L	1,1,1,2-Tetrachloroethane -ug/L	1,1,1-Trichloroethane -ug/L	1,1,2-Trichloroethane -ug/L	1,2,3-Trichlorobenzene -ug/L	1,2,4-Trichlorobenzene -ug/L	Trichloroethene -ug/L	1,2,3-Trichloropropane -ug/L	Trichlorofluoromethane -ug/L	1,1,2-Trichloro-1,2,2-Trifluoroethane -ug/L
MW-56A	40.80	2099.64	10/20/97	10/27/1997	Unfiltered				<0.5	<0.5			1.61		<0.5	
MW-56A	26.78	2113.66	04/21/98	04/30/1998	Unfiltered				<0.5	<0.5			<0.5		<0.5	
MW-56A	27.54	2112.90	10/13/98	10/22/1998	Unfiltered				<0.5	<0.5			<0.5		<0.5	
MW-56A	32.04	2108.40	04/05/99	04/14/1999	Unfiltered				<1	<0.5			<0.5		<2	
MW-56A	36.82	2103.62	10/25/99	10/28/1999	Unfiltered				<1	<0.5			1.6		<2	
MW-56A	43.61	2096.83	12/04/00	12/07/2000	Unfiltered				<0.5	<0.5			0.8		<1	<2
MW-56A	48.39	2092.05	10/29/01	11/02/2001	Unfiltered				<0.5	<0.5			<0.5		<1	<2
MW-56A	51.22	2089.22	05/20/02	05/21/2002	Unfiltered		<1		<1	<1			<1			
MW-56A	51.22	2089.22	05/20/02	05/22/2002	Unfiltered											
MW-56A	54.44	2088.65	07/11/03	07/24/2003	Unfiltered	<0.14	<0.35	<0.45	<0.46	<0.42	<0.40	<0.28	<0.48	<2.0	<0.27	
MW-56A	57.85	2085.24	06/17/04	07/06/2004	Unfiltered	<0.14	<0.35	<0.45	<0.46	<0.42	<0.40	<0.28	2.8	<0.81	<0.27	<0.70
MW-56A	41.9	2101.186	05/31/06	07/06/2006	Unfiltered	<0.29	<0.35	<0.37	<0.32	<0.54	<0.39	<0.35	1.6 Bk	<2.3	<0.36	<0.54
MW-56A	46.85	2096.24	05/13/08	06/09/2008	Unfiltered	<1	<1		<1	<1			<1			
MW-56A	52.72	2090.366	05/17/2010	06/03/2010	Unfiltered	<0.22	<0.22		<0.12	<0.31			<0.17	<0.29	<0.16	
MW-56B	45.39	2094.54	10/29/92	09/15/1992	Unfiltered				<4				44			
MW-56B	NA	NA	NA	03/16/1993	Unfiltered				<30				26.2			
MW-56B	15.07	2124.86	04/11/94	04/14/1994	Unfiltered								58.6			
MW-56B	21.34	2118.59	12/14/94	12/14/1994	Unfiltered				5.5 E	<0.5			73		<5 E	
MW-56B	3.00	2136.93	06/16/95	06/21/1995	Unfiltered				6.4	<0.5			43		<5	
MW-56B	38.66	2101.27	05/20/02	05/28/2002	Unfiltered	<0.044	<0.031	<0.031	2 Jq	<0.060	<0.12	<0.12	77	<0.16	<0.043	
MW-56B	42.58	2100.00	07/11/03	07/29/2003	Unfiltered	<0.14	<0.35	<0.45	<0.46	<0.42	<0.40	<0.28	43	<2.0	<0.27	
MW-56B	45.78	2096.80	06/17/04	07/07/2004	Unfiltered	<0.14	<0.35	<0.45	<0.46	<0.42	<0.40	<0.28	43	<0.81	<0.27	<0.70
MW-56B	26.94	2115.64	06/01/06	06/29/2006	Unfiltered	<0.29	<0.35	<0.37	<0.32	<0.54	<0.39	<0.35	25	<2.3	<0.36	<0.54
MW-56B	33.72	2108.86	05/13/08	06/09/2008	Unfiltered	<1	<1		<1	<1			44			
MW-56B	40.5	2102.08	05/17/2010	06/03/2010	Unfiltered	<0.22	<0.22		0.14 Jq	<0.31			52	<0.29	<0.16	
MW-56C	45.82	2094.32	10/29/92	09/14/1992	Unfiltered				<1				<400			
MW-56C	NA	NA	NA	03/15/1993	Unfiltered				40.4				87.3			
MW-56C	15.59	2124.55	04/11/94	04/18/1994	Unfiltered				64.5							

Consolidation Data Summary Table - Groundwater
Beaumont Site 1

	Water Level Data						Volatile Organics						
Sample Location	Depth to Water (feet below ground surface)	Groundwater Elevation (feet above mean sea level)	Elevation Date	Sample Date	Filter Status	1,2,4-Trimethylbenzene -ug/L	1,3,5-Trimethylbenzene -ug/L	1,1,2,2-Tetrachloroethane -ug/L	Tetrachloroethene (PCE) -ug/L	Vinyl Acetate -ug/L	Vinyl Chloride -ug/L	m,p-Xylenes -ug/L	o-Xylene -ug/L
MW-56A	40.80	2099.64	10/20/97	10/27/1997	Unfiltered			<0.5	<0.5		<0.5		
MW-56A	26.78	2113.66	04/21/98	04/30/1998	Unfiltered			<0.5	<0.5		<0.5		
MW-56A	27.54	2112.90	10/13/98	10/22/1998	Unfiltered			<0.5	<0.5		<0.5		
MW-56A	32.04	2108.40	04/05/99	04/14/1999	Unfiltered			<0.5	<0.5		<0.5		
MW-56A	36.82	2103.62	10/25/99	10/28/1999	Unfiltered			<0.5	<0.5		<0.5		
MW-56A	43.61	2096.83	12/04/00	12/07/2000	Unfiltered			<0.5	<0.5		<0.5		
MW-56A	48.39	2092.05	10/29/01	11/02/2001	Unfiltered			<0.5	<0.5		<0.5		
MW-56A	51.22	2089.22	05/20/02	05/21/2002	Unfiltered	<1			<1		<1		<0.5
MW-56A	51.22	2089.22	05/20/02	05/22/2002	Unfiltered								
MW-56A	54.44	2088.65	07/11/03	07/24/2003	Unfiltered	<0.22	<0.11	<0.19	<0.20	<3.6	<0.35	<0.17	<0.16
MW-56A	57.85	2085.24	06/17/04	07/06/2004	Unfiltered	<0.22	<0.11	<0.19	<0.20	<3.6	<0.35	<0.17	<0.16
MW-56A	41.9	2101.186	05/31/06	07/06/2006	Unfiltered	<0.26	<0.19	<0.37	<0.29	<3.2	<0.33	<0.38	<0.21
MW-56A	46.85	2096.24	05/13/08	06/09/2008	Unfiltered			<1	<1		<1	<2	<1
MW-56A	52.72	2090.366	05/17/2010	06/03/2010	Unfiltered			<0.29	<0.17	<0.48	<0.13	<0.36	<0.41
MW-56B	45.39	2094.54	10/29/92	09/15/1992	Unfiltered				<12				
MW-56B	NA	NA	NA	03/16/1993	Unfiltered				<10				
MW-56B	15.07	2124.86	04/11/94	04/14/1994	Unfiltered								
MW-56B	21.34	2118.59	12/14/94	12/14/1994	Unfiltered			<1	<0.5 E		<0.5 E		
MW-56B	3.00	2136.93	06/16/95	06/21/1995	Unfiltered			<1	<0.5		<0.5		
MW-56B	38.66	2101.27	05/20/02	05/28/2002	Unfiltered	<0.069	<0.077	<0.030	<0.087		<0.030	<0.11	<0.029
MW-56B	42.58	2100.00	07/11/03	07/29/2003	Unfiltered	<0.22	<0.11	<0.19	<0.20	<3.6	<0.35	<0.17	<0.16
MW-56B	45.78	2096.80	06/17/04	07/07/2004	Unfiltered	<0.22	<0.11	<0.19	<0.20	<3.6	<0.35	<0.17	<0.16
MW-56B	26.94	2115.64	06/01/06	06/29/2006	Unfiltered	<0.26	<0.19	<0.37	<0.29	<3.2	<0.33	<0.38	<0.21
MW-56B	33.72	2108.86	05/13/08	06/09/2008	Unfiltered			<1	<1		<1	<2	<1
MW-56B	40.5	2102.08	05/17/2010	06/03/2010	Unfiltered			<0.29	<0.17	<0.48	<0.13	<0.36	<0.41
MW-56C	45.82	2094.32	10/29/92	09/14/1992	Unfiltered				<3				
MW-56C	NA	NA	NA	03/15/1993	Unfiltered				<10				
MW-56C	15.59	2124.55	04/11/94	04/18/1994	Unfiltered				52.75				

Consolidation Data Summary Table - Groundwater
Beaumont Site 1

	Water Level Data					Volatile Organics										
Sample Location	Depth to Water (feet below ground surface)	Groundwater Elevation (feet above mean sea level)	Elevation Date	Sample Date	Filter Status	1,4-Dioxane -ug/L	N-Nitrosodimethylamine -ng/L	Acetone -ug/L	Bromodichloromethane -ug/L	2-Butanone -ug/L	Bromobenzene -ug/L	Bromochloromethane -ug/L	Bromomethane -ug/L	Bromoform -ug/L	n-Butylbenzene -ug/L	sec-Butylbenzene -ug/L
MW-56C	21.80	2118.34	12/14/94	12/14/1994	Unfiltered				<1				<5 E	<2		
MW-56C	4.04	2136.10	06/16/95	06/21/1995	Unfiltered				<1				<5	<2		
MW-56C	12.72	2127.42	12/04/95	12/15/1995	Unfiltered				<1				<5	<2		
MW-56C	16.76	2123.38	04/19/96	04/28/1996	Unfiltered				<0.5				<0.5	<0.5		
MW-56C	21.10	2119.04	10/21/96	10/29/1996	Unfiltered				<0.5				<0.5	<1		
MW-56C	23.64	2116.50	04/14/97	04/21/1997	Unfiltered				<0.5				<0.5	<1		
MW-56C	26.96	2113.18	10/20/97	10/27/1997	Unfiltered				<0.5				<0.5	<1		
MW-56C	12.50	2127.64	04/21/98	04/30/1998	Unfiltered				<0.5				<0.5	<0.5		
MW-56C	12.00	2128.14	10/13/98	10/22/1998	Unfiltered				<0.5				<0.5	<0.5		
MW-56C	19.03	2121.11	04/05/99	04/14/1999	Unfiltered				<0.5				<2	<2		
MW-56C	22.78	2117.36	10/25/99	10/28/1999	Unfiltered				<0.5				<2	<2		
MW-56C	30.31	2109.83	12/04/00	12/07/2000	Unfiltered				<5				<5	<5		
MW-56C	35.65	2104.49	10/29/01	11/02/2001	Unfiltered				<2				<2	<2		
MW-56C	38.96	2101.18	05/20/02	05/21/2002	Unfiltered											
MW-56C	42.51	2100.26	07/11/03	07/30/2003	Unfiltered	34		<3.6	<0.33	<1.7	<0.26	<0.37	<0.90	<0.87	<0.34	<0.11
MW-56C	45.95	2096.82	06/17/04	07/08/2004	Unfiltered	39		<3.6	<0.33	<1.7	<0.26	<0.37	<0.90	<0.87	<0.34	<0.11
MW-56C	18.51	2124.26	06/01/05	06/28/2005	Unfiltered	29		<6.1	<0.27	<4.2	<0.47	<0.68	<2.9	<0.62	<0.29	<0.21
MW-56C	27.37	2115.398	05/31/06	07/07/2006	Unfiltered	15		7.9 BJakq	<0.27	<4.2	<0.47	<0.68	<2.9	<0.62	<0.29	<0.21
MW-56C	33.57	2109.198	05/30/07	06/20/2007	Unfiltered	16		<5	<0.2	<5			<0.2	<0.3		
MW-56C	34.24	2108.53	05/13/08	06/10/2008	Unfiltered	17		11	<1	<5			<1	<1		
MW-56C	38.95	2103.82	05/07/09	06/11/2009	Unfiltered	29		<9.1	<0.33	<6.9	<0.33	<0.69	<4.3	<0.55	<0.28	<0.20
MW-56C	40.94	2101.828	05/17/2010	06/03/2010	Unfiltered	24		<5.0	<0.11	<1.2			<0.48	<0.13		
MW-56D	45.37	2094.48	10/29/92	09/14/1992	Unfiltered											
MW-56D	NA	NA	NA	03/16/1993	Unfiltered											
MW-56D	15.02	2124.83	04/11/94	04/15/1994	Unfiltered											
MW-56D	21.34	2118.51	12/14/94	12/14/1994	Unfiltered				<1				<5 E	<2		
MW-56D	4.86	2134.99	06/16/95	06/21/1995	Unfiltered				<1				<5	<2		
MW-56D	13.82	2126.03	12/04/95	12/15/1995	Unfiltered				<1				<2	<2		

Consolidation Data Summary Table - Groundwater
Beaumont Site 1

	Water Level Data					Volatile Organics									
Sample Location	Depth to Water (feet below ground surface)	Groundwater Elevation (feet above mean sea level)	Elevation Date	Sample Date	Filter Status	tert-Butylbenzene -ug/L	Benzene -ug/L	Carbon Disulfide -ug/L	Chlorobenzene -ug/L	2-Chlorotoluene -ug/L	4-Chlorotoluene -ug/L	Chloroethane -ug/L	Chloromethane -ug/L	Carbon Tetrachloride -ug/L	Chloroform -ug/L
MW-56C	21.80	2118.34	12/14/94	12/14/1994	Unfiltered				<2 E			<2 E	<2 E	0.98 E	<1.5 E
MW-56C	4.04	2136.10	06/16/95	06/21/1995	Unfiltered				<2			<2	<2	0.63	<1
MW-56C	12.72	2127.42	12/04/95	12/15/1995	Unfiltered				<2			<2	<2	<0.5	<1
MW-56C	16.76	2123.38	04/19/96	04/28/1996	Unfiltered				<0.5			<0.5	<0.5	<0.5	0.61
MW-56C	21.10	2119.04	10/21/96	10/29/1996	Unfiltered				<0.5			<1	<1	<0.5	<0.5
MW-56C	23.64	2116.50	04/14/97	04/21/1997	Unfiltered				<0.5			<1	<1	<0.5	0.7
MW-56C	26.96	2113.18	10/20/97	10/27/1997	Unfiltered				<0.5			<1	<1	<0.5	0.7
MW-56C	12.50	2127.64	04/21/98	04/30/1998	Unfiltered				<0.5			<0.5	<0.5	<0.5	4.4
MW-56C	12.00	2128.14	10/13/98	10/22/1998	Unfiltered				<0.5			<0.5	<0.5	<0.5	2.5
MW-56C	19.03	2121.11	04/05/99	04/14/1999	Unfiltered				<0.5			<2	<2	<0.5	1.2
MW-56C	22.78	2117.36	10/25/99	10/28/1999	Unfiltered				<0.5			<2	<2	<0.5	1.9
MW-56C	30.31	2109.83	12/04/00	12/07/2000	Unfiltered				<2.5			<5	<5	<2.5	<2.5
MW-56C	35.65	2104.49	10/29/01	11/02/2001	Unfiltered				<1			<2	<2	<1	<2
MW-56C	38.96	2101.18	05/20/02	05/21/2002	Unfiltered									<0.5	1.4
MW-56C	42.51	2100.26	07/11/03	07/30/2003	Unfiltered	<0.23	<0.29	<0.28	<0.19	<0.67	<0.16	<0.46	<0.43	<0.40	1.3
MW-56C	45.95	2096.82	06/17/04	07/08/2004	Unfiltered	<0.23	<0.29	<0.28	<0.19	<0.67	<0.16	<0.46	<0.43	<0.40	1.0
MW-56C	18.51	2124.26	06/01/05	06/28/2005	Unfiltered	<0.17	<0.26	<1.0	<0.36	<0.24	<0.30	<0.52	<1.8	<0.42	<0.22
MW-56C	27.37	2115.398	05/31/06	07/07/2006	Unfiltered	<0.17	<0.26	<1.0	<0.36	<0.24	<0.30	<0.52	<1.8	<0.42	0.49 BJkq
MW-56C	33.57	2109.198	05/30/07	06/20/2007	Unfiltered		<0.2	<0.2	<0.2			<0.2	<0.2	<0.2	0.37 Jq
MW-56C	34.24	2108.53	05/13/08	06/10/2008	Unfiltered		<1	<1	<1			<1	<1	<1	<1
MW-56C	38.95	2103.82	05/07/09	06/11/2009	Unfiltered	<0.28	<0.28	<1.9	<0.22	<0.55	<0.21	<1.3	<0.49	<0.43	0.61 Jq
MW-56C	40.94	2101.828	05/17/2010	06/03/2010	Unfiltered		<0.14	<0.36	<0.23			<0.35	<0.36	<0.15	0.66
MW-56D	45.37	2094.48	10/29/92	09/14/1992	Unfiltered										
MW-56D	NA	NA	NA	03/16/1993	Unfiltered										
MW-56D	15.02	2124.83	04/11/94	04/15/1994	Unfiltered										
MW-56D	21.34	2118.51	12/14/94	12/14/1994	Unfiltered				<2 E			<2 E	<2 E	0.83 E	2.3 E
MW-56D	4.86	2134.99	06/16/95	06/21/1995	Unfiltered				<2			<2	<2	<0.52	<1
MW-56D	13.82	2126.03	12/04/95	12/15/1995	Unfiltered				<2			<1	<2	<0.5	<1.5

Consolidation Data Summary Table - Groundwater
Beaumont Site 1

	Water Level Data					Volatile Organics									
Sample Location	Depth to Water (feet below ground surface)	Groundwater Elevation (feet above mean sea level)	Elevation Date	Sample Date	Filter Status	Dibromochloromethane -ug/L	1,2-Dibromo-3-Chloropropane -ug/L	Dibromomethane -ug/L	1,1-Dichloroethane -ug/L	1,2-Dichloroethane -ug/L	1,2-Dichlorobenzene -ug/L	1,3-Dichlorobenzene -ug/L	1,4-Dichlorobenzene -ug/L	1,1-Dichloroethene -ug/L	cis-1,2-Dichloroethene -ug/L
MW-56C	21.80	2118.34	12/14/94	12/14/1994	Unfiltered	<1			3 E	1.5 E	<3	<2	<2	180	<1
MW-56C	4.04	2136.10	06/16/95	06/21/1995	Unfiltered	<1			3	2.2 E	<3	<2	<2	98	<1
MW-56C	12.72	2127.42	12/04/95	12/15/1995	Unfiltered	<1			2.1	<0.5	<3	<2	<2	70	<1
MW-56C	16.76	2123.38	04/19/96	04/28/1996	Unfiltered	<0.5			2	1.5	<0.5	<0.5	<0.5	79	<0.5
MW-56C	21.10	2119.04	10/21/96	10/29/1996	Unfiltered	<0.5			<0.5	<0.5	<0.5	<0.5	<0.5	102	
MW-56C	23.64	2116.50	04/14/97	04/21/1997	Unfiltered	<0.5			<0.5	0.6	<0.5	<0.5	<0.5	55.1	
MW-56C	26.96	2113.18	10/20/97	10/27/1997	Unfiltered	<0.5			1.1	<0.5	<0.5	<0.5	<0.5	80.2	
MW-56C	12.50	2127.64	04/21/98	04/30/1998	Unfiltered	<0.5			6	4.5	<0.5	<0.5	<0.5	91.6	
MW-56C	12.00	2128.14	10/13/98	10/22/1998	Unfiltered	<0.5			3.5	<0.5	<0.5	<0.5	<0.5	150	
MW-56C	19.03	2121.11	04/05/99	04/14/1999	Unfiltered	<0.5			1.2	0.9	<1	<1	<1	90	<0.5
MW-56C	22.78	2117.36	10/25/99	10/28/1999	Unfiltered	<0.5			2.4	1.6	<1	<1	<1	99	<0.5
MW-56C	30.31	2109.83	12/04/00	12/07/2000	Unfiltered	<5			<2.5	<2.5	<2.5	<2.5	<2.5	120	<2.5
MW-56C	35.65	2104.49	10/29/01	11/02/2001	Unfiltered	<2			2.2	2.2	<1	<1	<1	<1	<1
MW-56C	38.96	2101.18	05/20/02	05/21/2002	Unfiltered				3	1.8				65	<1
MW-56C	42.51	2100.26	07/11/03	07/30/2003	Unfiltered	<0.29	<2.6	<0.46	2.5	1.4	<0.29	<0.27	<0.28	99	<0.56
MW-56C	45.95	2096.82	06/17/04	07/08/2004	Unfiltered	<0.29	<2.6	<0.46	2.1	1.3	<0.29	<0.27	<0.28	49	<0.56
MW-56C	18.51	2124.26	06/01/05	06/28/2005	Unfiltered	<0.45	<2.5	<0.42	1.4	1.0	<0.24	<0.38	<0.30	70	<0.35
MW-56C	27.37	2115.398	05/31/06	07/07/2006	Unfiltered	<0.45	<2.5	<0.42	1.1	0.74	<0.24	<0.38	<0.30	60	<0.35
MW-56C	33.57	2109.198	05/30/07	06/20/2007	Unfiltered	<0.2			0.74 Jq	0.58 Jq				34	0.22 Jq
MW-56C	34.24	2108.53	05/13/08	06/10/2008	Unfiltered	<1			<1	<1				28	<1
MW-56C	38.95	2103.82	05/07/09	06/11/2009	Unfiltered	<0.48	<3.1	<0.59	1.1	0.54	<0.27	<0.28	<0.21	56	<0.49
MW-56C	40.94	2101.828	05/17/2010	06/03/2010	Unfiltered	<0.37			1.2	0.65	<0.20	<0.15	<0.072	67	<0.18
MW-56D	45.37	2094.48	10/29/92	09/14/1992	Unfiltered					<32				1100	
MW-56D	NA	NA	NA	03/16/1993	Unfiltered					<10				270	
MW-56D	15.02	2124.83	04/11/94	04/15/1994	Unfiltered					52.9				56.4	
MW-56D	21.34	2118.51	12/14/94	12/14/1994	Unfiltered	<1			2.4 E	0.79 E	<3	<2	<2	140	<1
MW-56D	4.86	2134.99	06/16/95	06/21/1995	Unfiltered	<1			2.3	2.5 E	<3	<2	<2	75	<1
MW-56D	13.82	2126.03	12/04/95	12/15/1995	Unfiltered	<1			<1.7	0.99	<3	<2	<2	66	<1

Consolidation Data Summary Table - Groundwater
Beaumont Site 1

	Water Level Data					Volatile Organics										
Sample Location	Depth to Water (feet below ground surface)	Groundwater Elevation (feet above mean sea level)	Elevation Date	Sample Date	Filter Status	trans-1,2-Dichloroethene -ug/L	1,1-Dichloropropene -ug/L	cis-1,3-Dichloropropene -ug/L	trans-1,3-Dichloropropene -ug/L	1,2-Dichloropropane -ug/L	1,3-Dichloropropane -ug/L	2,2-Dichloropropane -ug/L	1,2-Dibromoethane -ug/L	Dichlorodifluoromethane -ug/L	Ethylbenzene -ug/L	Ethene -ug/L
MW-56C	21.80	2118.34	12/14/94	12/14/1994	Unfiltered	<1		<0.5 E	<0.5	<1				<5 E		
MW-56C	4.04	2136.10	06/16/95	06/21/1995	Unfiltered	<1		<0.5	<0.5	<1				<5		
MW-56C	12.72	2127.42	12/04/95	12/15/1995	Unfiltered	<1		<0.5	<0.5	<1				<5		
MW-56C	16.76	2123.38	04/19/96	04/28/1996	Unfiltered	<0.5		<0.5	<0.5	<0.5						
MW-56C	21.10	2119.04	10/21/96	10/29/1996	Unfiltered	<0.5		<0.5	<0.5	<0.5				<0.5		
MW-56C	23.64	2116.50	04/14/97	04/21/1997	Unfiltered	<0.5		<0.5	<0.5	<0.5				<0.5		
MW-56C	26.96	2113.18	10/20/97	10/27/1997	Unfiltered	<0.5		<0.5	<0.5	<0.5				<0.5		
MW-56C	12.50	2127.64	04/21/98	04/30/1998	Unfiltered	<0.5		<0.5	<0.5	<0.5				<0.5		
MW-56C	12.00	2128.14	10/13/98	10/22/1998	Unfiltered	<0.5		<0.5	<0.5	<0.5				<0.5		
MW-56C	19.03	2121.11	04/05/99	04/14/1999	Unfiltered	<0.5		<0.5	<0.5	<0.5				<2		
MW-56C	22.78	2117.36	10/25/99	10/28/1999	Unfiltered	<0.5		<0.5	<0.5	<0.5				<2		
MW-56C	30.31	2109.83	12/04/00	12/07/2000	Unfiltered	<2.5		<2.5	<2.5	<2.5				<5		
MW-56C	35.65	2104.49	10/29/01	11/02/2001	Unfiltered	<1		<1	<1	<1				<2		
MW-56C	38.96	2101.18	05/20/02	05/21/2002	Unfiltered	<1										
MW-56C	42.51	2100.26	07/11/03	07/30/2003	Unfiltered	<0.60	<0.55	<0.44	<0.30	<0.40	<0.35	<0.39	<0.51	<0.47	<0.19	
MW-56C	45.95	2096.82	06/17/04	07/08/2004	Unfiltered	<0.60	<0.55	<0.44	<0.30	<0.40	<0.35	<0.39	<0.51	<0.47	<0.19	
MW-56C	18.51	2124.26	06/01/05	06/28/2005	Unfiltered	<0.29	<0.21	<0.45	<0.31	<0.28	<0.30	<0.40	<0.81	<0.27	<0.17	
MW-56C	27.37	2115.398	05/31/06	07/07/2006	Unfiltered	<0.29	<0.21	<0.45	<0.31	<0.28	<0.30	<0.40	<0.81	<0.27	<0.17	
MW-56C	33.57	2109.198	05/30/07	06/20/2007	Unfiltered	<0.2		<0.2	<0.2	<0.2					<0.2	
MW-56C	34.24	2108.53	05/13/08	06/10/2008	Unfiltered	<1		<1	<1	<1					<1	
MW-56C	38.95	2103.82	05/07/09	06/11/2009	Unfiltered	<0.40	<0.26	<0.28	<0.36	<0.38	<0.38	<0.46	<0.47	<0.49	<0.22	
MW-56C	40.94	2101.828	05/17/2010	06/03/2010	Unfiltered	<0.10		<0.30	<0.24	<0.19					<0.26	<0.03
MW-56D	45.37	2094.48	10/29/92	09/14/1992	Unfiltered											
MW-56D	NA	NA	NA	03/16/1993	Unfiltered											
MW-56D	15.02	2124.83	04/11/94	04/15/1994	Unfiltered											
MW-56D	21.34	2118.51	12/14/94	12/14/1994	Unfiltered	<1		<0.5 E	<0.5	<1				<5 E		
MW-56D	4.86	2134.99	06/16/95	06/21/1995	Unfiltered	<1		<0.5	<0.5	<1				<5		
MW-56D	13.82	2126.03	12/04/95	12/15/1995	Unfiltered	<1		<0.5	<0.5	<1				<5		

Consolidation Data Summary Table - Groundwater
Beaumont Site 1

	Water Level Data					Volatile Organics										
Sample Location	Depth to Water (feet below ground surface)	Groundwater Elevation (feet above mean sea level)	Elevation Date	Sample Date	Filter Status	Ethane -ug/L	Hexachlorobutadiene -ug/L	2-Hexanone -ug/L	p-Isopropyltoluene -ug/L	Isopropylbenzene -ug/L	Methane -ug/L	4-Methyl-2-Pentanone -ug/L	Methyl tert-butyl ether (MTBE) -ug/L	Methylene Chloride -ug/L	Naphthalene -ug/L	n-Propylbenzene -ug/L
MW-56C	21.80	2118.34	12/14/94	12/14/1994	Unfiltered									<2		
MW-56C	4.04	2136.10	06/16/95	06/21/1995	Unfiltered									<2		
MW-56C	12.72	2127.42	12/04/95	12/15/1995	Unfiltered									<2		
MW-56C	16.76	2123.38	04/19/96	04/28/1996	Unfiltered									<2		
MW-56C	21.10	2119.04	10/21/96	10/29/1996	Unfiltered									<2		
MW-56C	23.64	2116.50	04/14/97	04/21/1997	Unfiltered									<2		
MW-56C	26.96	2113.18	10/20/97	10/27/1997	Unfiltered									<2		
MW-56C	12.50	2127.64	04/21/98	04/30/1998	Unfiltered									<0.5		
MW-56C	12.00	2128.14	10/13/98	10/22/1998	Unfiltered									<0.5		
MW-56C	19.03	2121.11	04/05/99	04/14/1999	Unfiltered									<2		
MW-56C	22.78	2117.36	10/25/99	10/28/1999	Unfiltered									<2		
MW-56C	30.31	2109.83	12/04/00	12/07/2000	Unfiltered									<10		
MW-56C	35.65	2104.49	10/29/01	11/02/2001	Unfiltered									<4		
MW-56C	38.96	2101.18	05/20/02	05/21/2002	Unfiltered									<0.5		
MW-56C	42.51	2100.26	07/11/03	07/30/2003	Unfiltered			<2.5	<0.17	<0.17		<2.6	<0.28	<1.7	<0.56	<0.24
MW-56C	45.95	2096.82	06/17/04	07/08/2004	Unfiltered			<2.5	<0.17	<0.17		<2.6	<0.28	<1.7	<0.56	<0.24
MW-56C	18.51	2124.26	06/01/05	06/28/2005	Unfiltered			<1.9	<0.21	<0.24		<2.4	<0.29	<2.6	<0.95	<0.30
MW-56C	27.37	2115.398	05/31/06	07/07/2006	Unfiltered			<1.9	<0.21	<0.24		<2.4	<0.29	<2.6	<0.95	<0.30
MW-56C	33.57	2109.198	05/30/07	06/20/2007	Unfiltered			<5				<5	<0.2	<0.5		
MW-56C	34.24	2108.53	05/13/08	06/10/2008	Unfiltered			<5				<5	<1	1.2 BJakq		
MW-56C	38.95	2103.82	05/07/09	06/11/2009	Unfiltered			<6.9	<0.26	<0.23		<4.4	<0.30	<2.6	<2.5	<0.79
MW-56C	40.94	2101.828	05/17/2010	06/03/2010	Unfiltered	<0.01		<1.2			0.73	<0.95	<0.29	<0.15		
MW-56D	45.37	2094.48	10/29/92	09/14/1992	Unfiltered											
MW-56D	NA	NA	NA	03/16/1993	Unfiltered											
MW-56D	15.02	2124.83	04/11/94	04/15/1994	Unfiltered											
MW-56D	21.34	2118.51	12/14/94	12/14/1994	Unfiltered									<2		
MW-56D	4.86	2134.99	06/16/95	06/21/1995	Unfiltered									<2		
MW-56D	13.82	2126.03	12/04/95	12/15/1995	Unfiltered									<2		

Consolidation Data Summary Table - Groundwater
Beaumont Site 1

	Water Level Data					Volatile Organics										
Sample Location	Depth to Water (feet below ground surface)	Groundwater Elevation (feet above mean sea level)	Elevation Date	Sample Date	Filter Status	Styrene -ug/L	Toluene -ug/L	1,1,1,2-Tetrachloroethane -ug/L	1,1,1-Trichloroethane -ug/L	1,1,2-Trichloroethane -ug/L	1,2,3-Trichlorobenzene -ug/L	1,2,4-Trichlorobenzene -ug/L	Trichloroethene -ug/L	1,2,3-Trichloropropane -ug/L	Trichlorofluoromethane -ug/L	1,1,2-Trichloro-1,2,2-Trifluoroethane -ug/L
MW-56C	21.80	2118.34	12/14/94	12/14/1994	Unfiltered				<18 E	<0.5			190		<5 E	
MW-56C	4.04	2136.10	06/16/95	06/21/1995	Unfiltered				<14	<0.5			97		<5	
MW-56C	12.72	2127.42	12/04/95	12/15/1995	Unfiltered				<11	<0.5			77		<5	
MW-56C	16.76	2123.38	04/19/96	04/28/1996	Unfiltered				9.8	<0.5			71		<0.5	<0.5
MW-56C	21.10	2119.04	10/21/96	10/29/1996	Unfiltered				11	<0.5			130		<0.5	
MW-56C	23.64	2116.50	04/14/97	04/21/1997	Unfiltered				3.8	<0.5			114		<0.5	
MW-56C	26.96	2113.18	10/20/97	10/27/1997	Unfiltered				4.1	<0.5			81.8		<0.5	
MW-56C	12.50	2127.64	04/21/98	04/30/1998	Unfiltered				7.9	<0.5			101		<0.5	
MW-56C	12.00	2128.14	10/13/98	10/22/1998	Unfiltered				8.4	<0.5			113		<0.5	
MW-56C	19.03	2121.11	04/05/99	04/14/1999	Unfiltered				6	<0.5			84		<2	
MW-56C	22.78	2117.36	10/25/99	10/28/1999	Unfiltered				5	0.6			91		<2	
MW-56C	30.31	2109.83	12/04/00	12/07/2000	Unfiltered				<5	<2.5			96		<5	<10
MW-56C	35.65	2104.49	10/29/01	11/02/2001	Unfiltered				3.3	<1			99		<2	<4
MW-56C	38.96	2101.18	05/20/02	05/21/2002	Unfiltered		<1		3.4	<1			100			
MW-56C	42.51	2100.26	07/11/03	07/30/2003	Unfiltered	<0.14	<0.35	<0.45	2.3	<0.42	<0.40	<0.28	100	<2.0	<0.27	
MW-56C	45.95	2096.82	06/17/04	07/08/2004	Unfiltered	<0.14	<0.35	<0.45	1.4	<0.42	<0.40	<0.28	81	<0.81	<0.27	<0.70
MW-56C	18.51	2124.26	06/01/05	06/28/2005	Unfiltered	<0.29	<0.35	<0.37	1.2	<0.54	<0.39	<0.35	70	<2.3	<0.36	<0.54
MW-56C	27.37	2115.398	05/31/06	07/07/2006	Unfiltered	<0.29	<0.35	<0.37	0.78 Jq	<0.54	<0.39	<0.35	38	<2.3	<0.36	<0.54
MW-56C	33.57	2109.198	05/30/07	06/20/2007	Unfiltered	<0.2	<0.2		0.41 Jq	0.25 Jq			31			
MW-56C	34.24	2108.53	05/13/08	06/10/2008	Unfiltered	<1	<1		<1	<1			43			
MW-56C	38.95	2103.82	05/07/09	06/11/2009	Unfiltered	<0.30	<0.33	<0.35	<0.45	<0.54	<0.31	<0.49	49	<1.3	<0.31	<0.64
MW-56C	40.94	2101.828	05/17/2010	06/03/2010	Unfiltered	<0.22	<0.22		0.37 Jq	0.35 Jq			68	<0.29	<0.16	
MW-56D	45.37	2094.48	10/29/92	09/14/1992	Unfiltered				<20				260			
MW-56D	NA	NA	NA	03/16/1993	Unfiltered				<30				53.4			
MW-56D	15.02	2124.83	04/11/94	04/15/1994	Unfiltered											
MW-56D	21.34	2118.51	12/14/94	12/14/1994	Unfiltered				<11 E	<0.5			130		<5 E	
MW-56D	4.86	2134.99	06/16/95	06/21/1995	Unfiltered				<10	<0.5			73		<5	
MW-56D	13.82	2126.03	12/04/95	12/15/1995	Unfiltered				6.8	<0.5			74		<5	

Consolidation Data Summary Table - Groundwater
Beaumont Site 1

	Water Level Data						Volatile Organics							
Sample Location	Depth to Water (feet below ground surface)	Groundwater Elevation (feet above mean sea level)	Elevation Date	Sample Date	Filter Status	1,2,4-Trimethylbenzene -ug/L	1,3,5-Trimethylbenzene -ug/L	1,1,2,2-Tetrachloroethane -ug/L	Tetrachloroethene (PCE) -ug/L	Vinyl Acetate -ug/L	Vinyl Chloride -ug/L	m,p-Xylenes -ug/L	o-Xylene -ug/L
MW-56C	21.80	2118.34	12/14/94	12/14/1994	Unfiltered			<1	<0.5 E		<0.5 E		
MW-56C	4.04	2136.10	06/16/95	06/21/1995	Unfiltered			<1	<0.5		<0.5		
MW-56C	12.72	2127.42	12/04/95	12/15/1995	Unfiltered			<1	<0.5		<0.5		
MW-56C	16.76	2123.38	04/19/96	04/28/1996	Unfiltered			<0.5	<0.5		<0.5		
MW-56C	21.10	2119.04	10/21/96	10/29/1996	Unfiltered			<0.5	<0.5		<0.5		
MW-56C	23.64	2116.50	04/14/97	04/21/1997	Unfiltered			<0.5	<0.5		<0.5		
MW-56C	26.96	2113.18	10/20/97	10/27/1997	Unfiltered			<0.5	<0.5		<0.5		
MW-56C	12.50	2127.64	04/21/98	04/30/1998	Unfiltered			<0.5	<0.5		<0.5		
MW-56C	12.00	2128.14	10/13/98	10/22/1998	Unfiltered			<0.5	<0.5		<0.5		
MW-56C	19.03	2121.11	04/05/99	04/14/1999	Unfiltered			<0.5	<0.5		<0.5		
MW-56C	22.78	2117.36	10/25/99	10/28/1999	Unfiltered			<0.5	<0.5		<0.5		
MW-56C	30.31	2109.83	12/04/00	12/07/2000	Unfiltered			<2.5	<2.5		<2.5		
MW-56C	35.65	2104.49	10/29/01	11/02/2001	Unfiltered			<1	<1		<1		
MW-56C	38.96	2101.18	05/20/02	05/21/2002	Unfiltered	<1			<1		<1		<0.5
MW-56C	42.51	2100.26	07/11/03	07/30/2003	Unfiltered	<0.22	<0.11	<0.19	<0.20	<3.6	<0.35	<0.17	<0.16
MW-56C	45.95	2096.82	06/17/04	07/08/2004	Unfiltered	<0.22	<0.11	<0.19	<0.20	<3.6	<0.35	<0.17	<0.16
MW-56C	18.51	2124.26	06/01/05	06/28/2005	Unfiltered	<0.26	<0.19	<0.37	<0.29	<3.2	<0.33	<0.38	<0.21
MW-56C	27.37	2115.398	05/31/06	07/07/2006	Unfiltered	<0.26	<0.19	<0.37	<0.29	<3.2	<0.33	<0.38	<0.21
MW-56C	33.57	2109.198	05/30/07	06/20/2007	Unfiltered			<0.2	<0.2		<0.2	<0.5	<0.2
MW-56C	34.24	2108.53	05/13/08	06/10/2008	Unfiltered			<1	<1		<1	<2	<1
MW-56C	38.95	2103.82	05/07/09	06/11/2009	Unfiltered	<0.24	<0.23	<0.44	<0.51	<7.1	<0.33	<0.45	<0.24
MW-56C	40.94	2101.828	05/17/2010	06/03/2010	Unfiltered			<0.29	<0.17	<0.48	<0.13	<0.36	<0.41
MW-56D	45.37	2094.48	10/29/92	09/14/1992	Unfiltered				<60				
MW-56D	NA	NA	NA	03/16/1993	Unfiltered				<10				
MW-56D	15.02	2124.83	04/11/94	04/15/1994	Unfiltered								
MW-56D	21.34	2118.51	12/14/94	12/14/1994	Unfiltered			<1	<0.5 E		<0.5 E		
MW-56D	4.86	2134.99	06/16/95	06/21/1995	Unfiltered			<1	<0.5		<0.5		
MW-56D	13.82	2126.03	12/04/95	12/15/1995	Unfiltered			<1	0.75		<0.5		

Consolidation Data Summary Table - Groundwater
Beaumont Site 1

	Water Level Data					Volatile Organics										
Sample Location	Depth to Water (feet below ground surface)	Groundwater Elevation (feet above mean sea level)	Elevation Date	Sample Date	Filter Status	1,4-Dioxane -ug/L	N-Nitrosodimethylamine -ng/L	Acetone -ug/L	Bromodichloromethane -ug/L	2-Butanone -ug/L	Bromobenzene -ug/L	Bromochloromethane -ug/L	Bromomethane -ug/L	Bromoform -ug/L	n-Butylbenzene -ug/L	sec-Butylbenzene -ug/L
MW-56D	42.06	2100.42	07/11/03	07/29/2003	Unfiltered	15		<3.6	<0.33	<1.7	<0.26	<0.37	<0.90	<0.87	<0.34	<0.11
MW-56D	45.72	2096.76	06/17/04	07/08/2004	Unfiltered	13		<3.6	<0.33	<1.7	<0.26	<0.37	<0.90	<0.87	<0.34	<0.11
MW-56D	26.89	2115.593	05/31/06	07/11/2006	Unfiltered	13		<6.1	<0.27	<4.2	<0.47	<0.68	<2.9	<0.62	<0.29	<0.21
MW-57A	48.73	2094.61	10/29/92	09/18/1992	Unfiltered											
MW-57A	NA	NA	NA	03/16/1993	Unfiltered											
MW-57A	24.55	2118.79	12/17/94	12/17/1994	Unfiltered				<1				<5	<2		
MW-57A	6.54	2136.80	06/16/95	06/22/1995	Unfiltered				<1				<5	<2		
MW-57A	19.84	2123.50	04/19/96	04/28/1996	Unfiltered				<0.5				<0.5	<0.5		
MW-57A	24.39	2118.95	10/21/96	10/29/1996	Unfiltered				<0.5				<0.5	<1		
MW-57A	26.54	2116.80	04/14/97	04/22/1997	Unfiltered				<0.5				<0.5	<1		
MW-57A	29.82	2113.52	10/20/97	10/30/1997	Unfiltered				<0.5				<0.5	<1		
MW-57A	13.30	2130.04	04/21/98	04/30/1998	Unfiltered				<0.5				<0.5	<0.5		
MW-57A	14.78	2128.56	10/13/98	10/20/1998	Unfiltered				<0.5				<0.5	<0.5		
MW-57A	20.95	2122.39	04/08/99	04/12/1999	Unfiltered				<0.5				<2	<2		
MW-57A	25.62	2117.72	10/25/99	10/29/1999	Unfiltered				<0.5				<2	<2		
MW-57A	29.72	2113.62	05/04/00	05/09/2000	Unfiltered				<2.5				<10	<10		
MW-57A	33.27	2110.07	12/04/00	12/07/2000	Unfiltered				<5				<5	<5		
MW-57A	38.65	2104.69	10/29/01	11/07/2001	Unfiltered				<1				<1	<1		
MW-57A	41.94	2101.40	05/20/02	05/24/2002	Unfiltered											
MW-57A	41.94	2101.40	05/20/02	05/29/2002	Unfiltered	39										
MW-57A	49.08	2096.90	06/17/04	07/07/2004	Unfiltered	37		<3.6	<0.33	<1.7	<0.26	<0.37	<0.90	<0.87	<0.34	<0.11
MW-57A	30.18	2115.801	05/31/06	07/05/2006	Unfiltered	24		<6.1	<0.27	<4.2	<0.47	<0.68	<2.9	<0.62	<0.29	<0.21
MW-57B	48.90	2094.68	10/29/92	09/17/1992	Unfiltered											
MW-57B	NA	NA	NA	03/15/1993	Unfiltered											
MW-57B	24.84	2118.74	12/19/94	12/19/1994	Unfiltered				<1				<5	<2		
MW-57B	5.06	2138.52	06/16/95	06/21/1995	Unfiltered				<1				<5	<2		
MW-57B	42.13	2101.45	05/20/02	05/28/2002	Unfiltered	22		<0.89	<0.029	<1.7	<0.029	<0.072	<0.11	<0.068	<0.11	<0.077
MW-57B	49.22	2096.97	06/17/04	07/07/2004	Unfiltered	23		<3.6	<0.33	<1.7	<0.26	<0.37	<0.90	<0.87	<0.34	<0.11

Consolidation Data Summary Table - Groundwater
Beaumont Site 1

	Water Level Data					Volatile Organics									
Sample Location	Depth to Water (feet below ground surface)	Groundwater Elevation (feet above mean sea level)	Elevation Date	Sample Date	Filter Status	tert-Butylbenzene -ug/L	Benzene -ug/L	Carbon Disulfide -ug/L	Chlorobenzene -ug/L	2-Chlorotoluene -ug/L	4-Chlorotoluene -ug/L	Chloroethane -ug/L	Chloromethane -ug/L	Carbon Tetrachloride -ug/L	Chloroform -ug/L
MW-56D	42.06	2100.42	07/11/03	07/29/2003	Unfiltered	<0.23	<0.29	<0.28	<0.19	<0.67	<0.16	<0.46	<0.43	<0.40	1.3
MW-56D	45.72	2096.76	06/17/04	07/08/2004	Unfiltered	<0.23	<0.29	<0.28	<0.19	<0.67	<0.16	<0.46	<0.43	<0.40	1.4
MW-56D	26.89	2115.593	05/31/06	07/11/2006	Unfiltered	<0.17	<0.26	<1.0	<0.36	<0.24	<0.30	<0.52	<1.8	<0.42	0.52 BJkq
MW-57A	48.73	2094.61	10/29/92	09/18/1992	Unfiltered										
MW-57A	NA	NA	NA	03/16/1993	Unfiltered										
MW-57A	24.55	2118.79	12/17/94	12/17/1994	Unfiltered				<2			<2	<2	0.62	<1
MW-57A	6.54	2136.80	06/16/95	06/22/1995	Unfiltered				<2			<2	<2	<0.5	<1
MW-57A	19.84	2123.50	04/19/96	04/28/1996	Unfiltered				<0.5			<0.5	<0.5	<0.5	<0.5
MW-57A	24.39	2118.95	10/21/96	10/29/1996	Unfiltered				<0.5			<1	<1	<0.5	<0.5
MW-57A	26.54	2116.80	04/14/97	04/22/1997	Unfiltered				<0.5			<1	<1	<0.5	<0.5
MW-57A	29.82	2113.52	10/20/97	10/30/1997	Unfiltered				<0.5			<1	<1	<0.5	0.7
MW-57A	13.30	2130.04	04/21/98	04/30/1998	Unfiltered				<0.5			<0.5	<0.5	<0.5	4.7
MW-57A	14.78	2128.56	10/13/98	10/20/1998	Unfiltered				<0.5			<0.5	<0.5	<0.5	<0.5
MW-57A	20.95	2122.39	04/08/99	04/12/1999	Unfiltered				<0.5			<2	<2	<0.5	<0.5
MW-57A	25.62	2117.72	10/25/99	10/29/1999	Unfiltered				<0.5			<2	<2	<0.5	<0.5
MW-57A	29.72	2113.62	05/04/00	05/09/2000	Unfiltered				<2.5			<10	<10	<2.5	<2.5
MW-57A	33.27	2110.07	12/04/00	12/07/2000	Unfiltered				<2.5			<5	<5	<2.5	<2.5
MW-57A	38.65	2104.69	10/29/01	11/07/2001	Unfiltered				<0.5			<1	<1	<0.5	<1
MW-57A	41.94	2101.40	05/20/02	05/24/2002	Unfiltered									<0.5	1.1
MW-57A	41.94	2101.40	05/20/02	05/29/2002	Unfiltered										
MW-57A	49.08	2096.90	06/17/04	07/07/2004	Unfiltered	<0.23	<0.29	<0.28	<0.19	<0.67	<0.16	<0.46	<0.43	<0.40	<0.45
MW-57A	30.18	2115.801	05/31/06	07/05/2006	Unfiltered	<0.17	<0.26	<1.0	<0.36	<0.24	<0.30	<0.52	<1.8	<0.42	0.46 BJkq
MW-57B	48.90	2094.68	10/29/92	09/17/1992	Unfiltered										
MW-57B	NA	NA	NA	03/15/1993	Unfiltered										
MW-57B	24.84	2118.74	12/19/94	12/19/1994	Unfiltered				<2			<2	<2	<0.5	<1
MW-57B	5.06	2138.52	06/16/95	06/21/1995	Unfiltered				<2			<2	<2	<0.52	<1
MW-57B	42.13	2101.45	05/20/02	05/28/2002	Unfiltered	<0.078	<0.016	<0.30	<0.017	<0.087	<0.087	<0.016	<0.11	<0.047	0.7 Jq
MW-57B	49.22	2096.97	06/17/04	07/07/2004	Unfiltered	<0.23	<0.29	<0.28	<0.19	<0.67	<0.16	<0.46	<0.43	<0.40	<0.45

Consolidation Data Summary Table - Groundwater
Beaumont Site 1

	Water Level Data					Volatile Organics									
Sample Location	Depth to Water (feet below ground surface)	Groundwater Elevation (feet above mean sea level)	Elevation Date	Sample Date	Filter Status	Dibromochloromethane -ug/L	1,2-Dibromo-3-Chloropropane -ug/L	Dibromomethane -ug/L	1,1-Dichloroethane -ug/L	1,2-Dichloroethane -ug/L	1,2-Dichlorobenzene -ug/L	1,3-Dichlorobenzene -ug/L	1,4-Dichlorobenzene -ug/L	1,1-Dichloroethene -ug/L	cis-1,2-Dichloroethene -ug/L
MW-56D	42.06	2100.42	07/11/03	07/29/2003	Unfiltered	<0.29	<2.6	<0.46	1.8	1.0	<0.29	<0.27	<0.28	71	<0.56
MW-56D	45.72	2096.76	06/17/04	07/08/2004	Unfiltered	<0.29	<2.6	<0.46	1.7	0.75	<0.29	<0.27	<0.28	43	<0.56
MW-56D	26.89	2115.593	05/31/06	07/11/2006	Unfiltered	<0.45	<2.5	<0.42	0.72 Jq	0.66	<0.24	<0.38	<0.30	39	<0.35
MW-57A	48.73	2094.61	10/29/92	09/18/1992	Unfiltered					<64				1500	
MW-57A	NA	NA	NA	03/16/1993	Unfiltered					<100				688	
MW-57A	24.55	2118.79	12/17/94	12/17/1994	Unfiltered	<1			2.2	1.6 E	<3	<2	<2	190 E	<1
MW-57A	6.54	2136.80	06/16/95	06/22/1995	Unfiltered	<1			3.3	4.8 E	<3	<2	<2	91	<1
MW-57A	19.84	2123.50	04/19/96	04/28/1996	Unfiltered	<0.5			1.5	1.4	<0.5	<0.5	<0.5	65	<0.5
MW-57A	24.39	2118.95	10/21/96	10/29/1996	Unfiltered	<0.5			<0.5	<0.5	<0.5	<0.5	<0.5	79.2	
MW-57A	26.54	2116.80	04/14/97	04/22/1997	Unfiltered	<0.5			0.8	0.7	<0.5	<0.5	<0.5	78.9	
MW-57A	29.82	2113.52	10/20/97	10/30/1997	Unfiltered	<0.5			1.95	3.3	<0.5	<0.5	<0.5	138	
MW-57A	13.30	2130.04	04/21/98	04/30/1998	Unfiltered	<0.5			8.1	5.3	<0.5	<0.5	<0.5	145	
MW-57A	14.78	2128.56	10/13/98	10/20/1998	Unfiltered	<0.5			<0.5	<0.5	<0.5	<0.5	<0.5	45.7	
MW-57A	20.95	2122.39	04/08/99	04/12/1999	Unfiltered	<0.5			1.3	1.1	<1	<1	<1	100	<0.5
MW-57A	25.62	2117.72	10/25/99	10/29/1999	Unfiltered	<0.5			1.6	1.3	<1	<1	<1	110	0.7
MW-57A	29.72	2113.62	05/04/00	05/09/2000	Unfiltered	<2.5			2.6	<2.5	<5	<5	<5	150	<2.5
MW-57A	33.27	2110.07	12/04/00	12/07/2000	Unfiltered	<5			<2.5	<2.5	<2.5	<2.5	<2.5	130	<2.5
MW-57A	38.65	2104.69	10/29/01	11/07/2001	Unfiltered	<1			1.9	2	<0.5	<0.5	<0.5	99	<0.5
MW-57A	41.94	2101.40	05/20/02	05/24/2002	Unfiltered				2.5	2.1				100	<1
MW-57A	41.94	2101.40	05/20/02	05/29/2002	Unfiltered										
MW-57A	49.08	2096.90	06/17/04	07/07/2004	Unfiltered	<0.29	<2.6	<0.46	2.1	1.2	<0.29	<0.27	<0.28	110	<0.56
MW-57A	30.18	2115.801	05/31/06	07/05/2006	Unfiltered	<0.45	<2.5	<0.42	0.80 Jq	0.68	<0.24	<0.38	<0.30	56	<0.35
MW-57B	48.90	2094.68	10/29/92	09/17/1992	Unfiltered					<8				180	
MW-57B	NA	NA	NA	03/15/1993	Unfiltered					<10				239	
MW-57B	24.84	2118.74	12/19/94	12/19/1994	Unfiltered	<1			<1.2	0.71 E	<3	<2	<2	150 E	<1
MW-57B	5.06	2138.52	06/16/95	06/21/1995	Unfiltered	<1			2.1	1.4 E	<3	<2	<2	72	<1
MW-57B	42.13	2101.45	05/20/02	05/28/2002	Unfiltered	<0.032	<0.14	<0.090	2 Jq	1 Jq	<0.063	<0.058	<0.072	75	<0.061
MW-57B	49.22	2096.97	06/17/04	07/07/2004	Unfiltered	<0.29	<2.6	<0.46	1.7	0.82	<0.29	<0.27	<0.28	64	<0.56

Consolidation Data Summary Table - Groundwater
Beaumont Site 1

	Water Level Data					Volatile Organics										
Sample Location	Depth to Water (feet below ground surface)	Groundwater Elevation (feet above mean sea level)	Elevation Date	Sample Date	Filter Status	trans-1,2-Dichloroethene -ug/L	1,1-Dichloropropene -ug/L	cis-1,3-Dichloropropene -ug/L	trans-1,3-Dichloropropene -ug/L	1,2-Dichloropropane -ug/L	1,3-Dichloropropane -ug/L	2,2-Dichloropropane -ug/L	1,2-Dibromoethane -ug/L	Dichlorodifluoromethane -ug/L	Ethylbenzene -ug/L	Ethene -ug/L
MW-56D	42.06	2100.42	07/11/03	07/29/2003	Unfiltered	<0.60	<0.55	<0.44	<0.30	<0.40	<0.35	<0.39	<0.51	<0.47	<0.19	
MW-56D	45.72	2096.76	06/17/04	07/08/2004	Unfiltered	<0.60	<0.55	<0.44	<0.30	<0.40	<0.35	<0.39	<0.51	<0.47	<0.19	
MW-56D	26.89	2115.593	05/31/06	07/11/2006	Unfiltered	<0.29	<0.21	<0.45	<0.31	<0.28	<0.30	<0.40	<0.81	<0.27	<0.17	
MW-57A	48.73	2094.61	10/29/92	09/18/1992	Unfiltered											
MW-57A	NA	NA	NA	03/16/1993	Unfiltered											
MW-57A	24.55	2118.79	12/17/94	12/17/1994	Unfiltered	<1		<0.5	<0.5	<1				<5		
MW-57A	6.54	2136.80	06/16/95	06/22/1995	Unfiltered	<1		<0.5	<0.5	<1				<5		
MW-57A	19.84	2123.50	04/19/96	04/28/1996	Unfiltered	<0.5		<0.5	<0.5	<0.5						
MW-57A	24.39	2118.95	10/21/96	10/29/1996	Unfiltered	<0.5		<0.5	<0.5	<0.5				<0.5		
MW-57A	26.54	2116.80	04/14/97	04/22/1997	Unfiltered	<0.5		<0.5	<0.5	<0.5				<0.5		
MW-57A	29.82	2113.52	10/20/97	10/30/1997	Unfiltered	<0.5		<0.5	<0.5	<0.5				<0.5		
MW-57A	13.30	2130.04	04/21/98	04/30/1998	Unfiltered	<0.5		<0.5	<0.5	<0.5				<0.5		
MW-57A	14.78	2128.56	10/13/98	10/20/1998	Unfiltered	<0.5		<0.5	<0.5	<0.5				<0.5		
MW-57A	20.95	2122.39	04/08/99	04/12/1999	Unfiltered	<0.5		<0.5	<0.5	<0.5				<2		
MW-57A	25.62	2117.72	10/25/99	10/29/1999	Unfiltered	<0.5		<0.5	<0.5	<0.5				<2		
MW-57A	29.72	2113.62	05/04/00	05/09/2000	Unfiltered	<2.5		<2.5	<2.5	<2.5				<10		
MW-57A	33.27	2110.07	12/04/00	12/07/2000	Unfiltered	<2.5		<2.5	<2.5	<2.5				<5		
MW-57A	38.65	2104.69	10/29/01	11/07/2001	Unfiltered	<0.5		<0.5	<0.5	<0.5				<1		
MW-57A	41.94	2101.40	05/20/02	05/24/2002	Unfiltered	<1										
MW-57A	41.94	2101.40	05/20/02	05/29/2002	Unfiltered											
MW-57A	49.08	2096.90	06/17/04	07/07/2004	Unfiltered	<0.60	<0.55	<0.44	<0.30	<0.40	<0.35	<0.39	<0.51	<0.47	<0.19	
MW-57A	30.18	2115.801	05/31/06	07/05/2006	Unfiltered	<0.29	<0.21	<0.45	<0.31	<0.28	<0.30	<0.40	<0.81	<0.27	<0.17	
MW-57B	48.90	2094.68	10/29/92	09/17/1992	Unfiltered											
MW-57B	NA	NA	NA	03/15/1993	Unfiltered											
MW-57B	24.84	2118.74	12/19/94	12/19/1994	Unfiltered	<1		<0.5	<0.5	<1				<5		
MW-57B	5.06	2138.52	06/16/95	06/21/1995	Unfiltered	<1		<0.5	<0.5	<1				<5		
MW-57B	42.13	2101.45	05/20/02	05/28/2002	Unfiltered	<0.031	<0.052	<0.024	<0.030	<0.029	<0.035	<0.066	<0.089	<0.040	<0.040	
MW-57B	49.22	2096.97	06/17/04	07/07/2004	Unfiltered	<0.60	<0.55	<0.44	<0.30	<0.40	<0.35	<0.39	<0.51	<0.47	<0.19	

Consolidation Data Summary Table - Groundwater
Beaumont Site 1

	Water Level Data						Volatile Organics									
Sample Location	Depth to Water (feet below ground surface)	Groundwater Elevation (feet above mean sea level)	Elevation Date	Sample Date	Filter Status	Ethane -ug/L	Hexachlorobutadiene -ug/L	2-Hexanone -ug/L	p-Isopropyltoluene -ug/L	Isopropylbenzene -ug/L	Methane -ug/L	4-Methyl-2-Pentanone -ug/L	Methyl tert-butyl ether (MTBE) -ug/L	Methylene Chloride -ug/L	Naphthalene -ug/L	n-Propylbenzene -ug/L
MW-56D	42.06	2100.42	07/11/03	07/29/2003	Unfiltered			<2.5	<0.17	<0.17		<2.6	<0.28	<1.7	<0.56	<0.24
MW-56D	45.72	2096.76	06/17/04	07/08/2004	Unfiltered			<2.5	<0.17	<0.17		<2.6	<0.28	<1.7	<0.56	<0.24
MW-56D	26.89	2115.593	05/31/06	07/11/2006	Unfiltered			<1.9	<0.21	<0.24		<2.4	<0.29	<2.6	<0.95	<0.30
MW-57A	48.73	2094.61	10/29/92	09/18/1992	Unfiltered											
MW-57A	NA	NA	NA	03/16/1993	Unfiltered											
MW-57A	24.55	2118.79	12/17/94	12/17/1994	Unfiltered									<2		
MW-57A	6.54	2136.80	06/16/95	06/22/1995	Unfiltered									3.2		
MW-57A	19.84	2123.50	04/19/96	04/28/1996	Unfiltered									<2		
MW-57A	24.39	2118.95	10/21/96	10/29/1996	Unfiltered									<2		
MW-57A	26.54	2116.80	04/14/97	04/22/1997	Unfiltered									<2		
MW-57A	29.82	2113.52	10/20/97	10/30/1997	Unfiltered									<2		
MW-57A	13.30	2130.04	04/21/98	04/30/1998	Unfiltered									<0.5		
MW-57A	14.78	2128.56	10/13/98	10/20/1998	Unfiltered									<0.5		
MW-57A	20.95	2122.39	04/08/99	04/12/1999	Unfiltered									<2		
MW-57A	25.62	2117.72	10/25/99	10/29/1999	Unfiltered									<2		
MW-57A	29.72	2113.62	05/04/00	05/09/2000	Unfiltered									<10		
MW-57A	33.27	2110.07	12/04/00	12/07/2000	Unfiltered									<10		
MW-57A	38.65	2104.69	10/29/01	11/07/2001	Unfiltered									<2		
MW-57A	41.94	2101.40	05/20/02	05/24/2002	Unfiltered									<0.5		
MW-57A	41.94	2101.40	05/20/02	05/29/2002	Unfiltered											
MW-57A	49.08	2096.90	06/17/04	07/07/2004	Unfiltered			<2.5	<0.17	<0.17		<2.6	<0.28	<1.7	<0.56	<0.24
MW-57A	30.18	2115.801	05/31/06	07/05/2006	Unfiltered			<1.9	<0.21	<0.24		<2.4	<0.29	<2.6	<0.95	<0.30
MW-57B	48.90	2094.68	10/29/92	09/17/1992	Unfiltered											
MW-57B	NA	NA	NA	03/15/1993	Unfiltered											
MW-57B	24.84	2118.74	12/19/94	12/19/1994	Unfiltered									<2		
MW-57B	5.06	2138.52	06/16/95	06/21/1995	Unfiltered									<2		
MW-57B	42.13	2101.45	05/20/02	05/28/2002	Unfiltered		<0.11		<0.084	<0.077		<0.20	<0.034	0.9 BJakq	<0.21	<0.068
MW-57B	49.22	2096.97	06/17/04	07/07/2004	Unfiltered			<2.5	<0.17	<0.17		<2.6	<0.28	<1.7	<0.56	<0.24

Consolidation Data Summary Table - Groundwater
Beaumont Site 1

	Water Level Data						Volatile Organics									
Sample Location	Depth to Water (feet below ground surface)	Groundwater Elevation (feet above mean sea level)	Elevation Date	Sample Date	Filter Status	Styrene -ug/L	Toluene -ug/L	1,1,1,2-Tetrachloroethane -ug/L	1,1,1-Trichloroethane -ug/L	1,1,2-Trichloroethane -ug/L	1,2,3-Trichlorobenzene -ug/L	1,2,4-Trichlorobenzene -ug/L	Trichloroethene -ug/L	1,2,3-Trichloropropane -ug/L	Trichlorofluoromethane -ug/L	1,1,2-Trichloro-1,2,2-Trifluoroethane -ug/L
MW-56D	42.06	2100.42	07/11/03	07/29/2003	Unfiltered	<0.14	<0.35	<0.45	1.1	<0.42	<0.40	<0.28	61	<2.0	<0.27	
MW-56D	45.72	2096.76	06/17/04	07/08/2004	Unfiltered	<0.14	<0.35	<0.45	<0.46	<0.42	<0.40	<0.28	61	<0.81	<0.27	<0.70
MW-56D	26.89	2115.593	05/31/06	07/11/2006	Unfiltered	<0.29	<0.35	<0.37	<0.32	<0.54	<0.39	<0.35	36	<2.3	<0.36	<0.54
MW-57A	48.73	2094.61	10/29/92	09/18/1992	Unfiltered				76				350			
MW-57A	NA	NA	NA	03/16/1993	Unfiltered				47.6				103			
MW-57A	24.55	2118.79	12/17/94	12/17/1994	Unfiltered				<13	<0.5			260 E		<5	
MW-57A	6.54	2136.80	06/16/95	06/22/1995	Unfiltered				<17	0.74			98		<5	
MW-57A	19.84	2123.50	04/19/96	04/28/1996	Unfiltered				9.3	<0.5			57		<0.5	<0.5
MW-57A	24.39	2118.95	10/21/96	10/29/1996	Unfiltered				6.8	<0.5			97		<0.5	
MW-57A	26.54	2116.80	04/14/97	04/22/1997	Unfiltered				3.9	<0.5			97.7		<0.5	
MW-57A	29.82	2113.52	10/20/97	10/30/1997	Unfiltered				6.4	<0.5			122		<0.5	
MW-57A	13.30	2130.04	04/21/98	04/30/1998	Unfiltered				10.7	<0.5			144		<0.5	
MW-57A	14.78	2128.56	10/13/98	10/20/1998	Unfiltered				1.4	<0.5			24.9		<0.5	
MW-57A	20.95	2122.39	04/08/99	04/12/1999	Unfiltered				6	<0.5			80		<2	
MW-57A	25.62	2117.72	10/25/99	10/29/1999	Unfiltered				5	<0.5			92		<2	
MW-57A	29.72	2113.62	05/04/00	05/09/2000	Unfiltered				6	<2.5			120		<10	<25
MW-57A	33.27	2110.07	12/04/00	12/07/2000	Unfiltered				<5	<2.5			90		<5	<10
MW-57A	38.65	2104.69	10/29/01	11/07/2001	Unfiltered				3.2	0.6			97		<1	<2
MW-57A	41.94	2101.40	05/20/02	05/24/2002	Unfiltered		<1		3.6	<1			100			
MW-57A	41.94	2101.40	05/20/02	05/29/2002	Unfiltered											
MW-57A	49.08	2096.90	06/17/04	07/07/2004	Unfiltered	<0.14	<0.35	<0.45	1.6	<0.42	<0.40	<0.28	96	<0.81	<0.27	<0.70
MW-57A	30.18	2115.801	05/31/06	07/05/2006	Unfiltered	<0.29	<0.35	<0.37	0.64 Jq	<0.54	<0.39	<0.35	28	<2.3	<0.36	<0.54
MW-57B	48.90	2094.68	10/29/92	09/17/1992	Unfiltered				9				54			
MW-57B	NA	NA	NA	03/15/1993	Unfiltered				<30				49.6			
MW-57B	24.84	2118.74	12/19/94	12/19/1994	Unfiltered				6.3	<0.5			140 E		<5	
MW-57B	5.06	2138.52	06/16/95	06/21/1995	Unfiltered				9.5	<0.5			74 E		<5	
MW-57B	42.13	2101.45	05/20/02	05/28/2002	Unfiltered	<0.044	<0.031	<0.031	3 Jq	<0.060	<0.12	<0.12	84	<0.16	<0.043	
MW-57B	49.22	2096.97	06/17/04	07/07/2004	Unfiltered	<0.14	<0.35	<0.45	1.2	<0.42	<0.40	<0.28	60	<0.81	<0.27	<0.70

Consolidation Data Summary Table - Groundwater
Beaumont Site 1

	Water Level Data					Volatile Organics							
Sample Location	Depth to Water (feet below ground surface)	Groundwater Elevation (feet above mean sea level)	Elevation Date	Sample Date	Filter Status	1,2,4-Trimethylbenzene -ug/L	1,3,5-Trimethylbenzene -ug/L	1,1,2,2-Tetrachloroethane -ug/L	Tetrachloroethene (PCE) -ug/L	Vinyl Acetate -ug/L	Vinyl Chloride -ug/L	m,p-Xylenes -ug/L	o-Xylene -ug/L
MW-56D	42.06	2100.42	07/11/03	07/29/2003	Unfiltered	<0.22	<0.11	<0.19	<0.20	<3.6	<0.35	<0.17	<0.16
MW-56D	45.72	2096.76	06/17/04	07/08/2004	Unfiltered	<0.22	<0.11	<0.19	<0.20	<3.6	<0.35	<0.17	<0.16
MW-56D	26.89	2115.593	05/31/06	07/11/2006	Unfiltered	<0.26	<0.19	<0.37	<0.29	<3.2	<0.33	<0.38	<0.21
MW-57A	48.73	2094.61	10/29/92	09/18/1992	Unfiltered				<120				
MW-57A	NA	NA	NA	03/16/1993	Unfiltered				<100				
MW-57A	24.55	2118.79	12/17/94	12/17/1994	Unfiltered			<1	<0.5		<0.5		
MW-57A	6.54	2136.80	06/16/95	06/22/1995	Unfiltered			<1	<0.5		<0.5		
MW-57A	19.84	2123.50	04/19/96	04/28/1996	Unfiltered			<0.5	<0.5		<0.5		
MW-57A	24.39	2118.95	10/21/96	10/29/1996	Unfiltered			<0.5	<0.5		<0.5		
MW-57A	26.54	2116.80	04/14/97	04/22/1997	Unfiltered			<0.5	<0.5		<0.5		
MW-57A	29.82	2113.52	10/20/97	10/30/1997	Unfiltered			<0.5	<0.5		<0.5		
MW-57A	13.30	2130.04	04/21/98	04/30/1998	Unfiltered			<0.5	<0.5		<0.5		
MW-57A	14.78	2128.56	10/13/98	10/20/1998	Unfiltered			<0.5	<0.5		<0.5		
MW-57A	20.95	2122.39	04/08/99	04/12/1999	Unfiltered			<0.5	<0.5		<0.5		
MW-57A	25.62	2117.72	10/25/99	10/29/1999	Unfiltered			<0.5	<0.5		<0.5		
MW-57A	29.72	2113.62	05/04/00	05/09/2000	Unfiltered			<2.5	<2.5		<2.5		
MW-57A	33.27	2110.07	12/04/00	12/07/2000	Unfiltered			<2.5	<2.5		<2.5		
MW-57A	38.65	2104.69	10/29/01	11/07/2001	Unfiltered			<0.5	<0.5		<0.5		
MW-57A	41.94	2101.40	05/20/02	05/24/2002	Unfiltered	<1			<1		<1		<0.5
MW-57A	41.94	2101.40	05/20/02	05/29/2002	Unfiltered								
MW-57A	49.08	2096.90	06/17/04	07/07/2004	Unfiltered	<0.22	<0.11	<0.19	<0.20	<3.6	<0.35	<0.17	<0.16
MW-57A	30.18	2115.801	05/31/06	07/05/2006	Unfiltered	<0.26	<0.19	<0.37	<0.29	<3.2	<0.33	<0.38	<0.21
MW-57B	48.90	2094.68	10/29/92	09/17/1992	Unfiltered				<15				
MW-57B	NA	NA	NA	03/15/1993	Unfiltered				<10				
MW-57B	24.84	2118.74	12/19/94	12/19/1994	Unfiltered			<1	<0.5		<0.5		
MW-57B	5.06	2138.52	06/16/95	06/21/1995	Unfiltered			<1	<0.5		<0.5		
MW-57B	42.13	2101.45	05/20/02	05/28/2002	Unfiltered	<0.069	<0.077	<0.030	<0.087		<0.030	<0.11	<0.029
MW-57B	49.22	2096.97	06/17/04	07/07/2004	Unfiltered	<0.22	<0.11	<0.19	<0.20	<3.6	<0.35	<0.17	<0.16

Consolidation Data Summary Table - Groundwater
Beaumont Site 1

	Water Level Data					Volatile Organics										
Sample Location	Depth to Water (feet below ground surface)	Groundwater Elevation (feet above mean sea level)	Elevation Date	Sample Date	Filter Status	1,4-Dioxane -ug/L	N-Nitrosodimethylamine -ng/L	Acetone -ug/L	Bromodichloromethane -ug/L	2-Butanone -ug/L	Bromobenzene -ug/L	Bromochloromethane -ug/L	Bromomethane -ug/L	Bromoform -ug/L	n-Butylbenzene -ug/L	sec-Butylbenzene -ug/L
MW-57B	30.35	2115.844	05/31/06	07/11/2006	Unfiltered	22	<0.48	<6.1	<0.27	<4.2	<0.47	<0.68	<2.9	<0.62	<0.29	<0.21
MW-57C	48.74	2094.64	10/29/92	09/17/1992	Unfiltered											
MW-57C	NA	NA	NA	03/10/1993	Unfiltered											
MW-57C	24.64	2118.74	12/19/94	12/19/1994	Unfiltered				<1				<5	<2		
MW-57C	6.26	2137.12	06/16/95	06/21/1995	Unfiltered				<1				<5	<2		
MW-57C	49.04	2096.98	06/17/04	07/07/2004	Unfiltered	34		<3.6	<0.33	<1.7	<0.26	<0.37	<0.90	<0.87	<0.34	<0.11
MW-57C	30.15	2115.874	05/31/06	07/07/2006	Unfiltered	22		<6.1	<0.27	<4.2	<0.47	<0.68	<2.9	<0.62	<0.29	<0.21
MW-57D	49.00	2094.48	10/29/92	09/22/1992	Unfiltered											
MW-57D	NA	NA	NA	03/16/1993	Unfiltered											
MW-57D	24.78	2118.70	12/19/94	12/19/1994	Unfiltered				<1				<5	<2		
MW-57D	6.52	2136.96	06/16/95	06/22/1995	Unfiltered				<1				<5	<2		
MW-57D	49.17	2096.93	06/17/04	07/07/2004	Unfiltered	41		<3.6	<0.33	<1.7	<0.26	<0.37	<0.90	<0.87	<0.34	<0.11
MW-57D	21.32	2124.78	06/01/05	06/27/2005	Unfiltered	30		<6.1	<0.27	<4.2	<0.47	<0.68	<2.9	<0.62	<0.29	<0.21
MW-57D	30.35	2115.75	05/31/06	07/10/2006	Unfiltered	25	<0.48	<6.1	<0.27	<4.2	<0.47	<0.68	<2.9	<0.62	<0.29	<0.21
MW-58A	43.94	2094.12	10/29/92	09/14/1992	Unfiltered											
MW-58A	43.94	2094.12	10/29/92	09/17/1992	Unfiltered											
MW-58A	NA	NA	NA	03/04/1993	Unfiltered											
MW-58A	14.05	2124.01	04/11/94	04/15/1994	Unfiltered											
MW-58A	20.20	2117.86	12/13/94	12/13/1994	Unfiltered				<10				<5	<20		
MW-58A	2.18	2135.88	06/16/95	06/20/1995	Unfiltered				<1				<5	<2		
MW-58A	16.45	2121.61	04/06/99	04/13/1999	Unfiltered				<0.5				<2	<2		
MW-58A	40.62	2100.11	07/11/03	07/24/2003	Unfiltered	21		<3.6	<0.33	<1.7	<0.26	<0.37	<0.90	<0.87	<0.34	<0.11
MW-58A	44.24	2096.49	06/17/04	07/06/2004	Unfiltered	28		<3.6	<0.33	<1.7	<0.26	<0.37	<0.90	<0.87	<0.34	<0.11
MW-58A	25.65	2115.08	05/30/06	06/14/2006	Unfiltered	7.0		<6.1	<0.27	<4.2	<0.47	<0.68	<2.9	<0.62	<0.29	<0.21
MW-58B	NA	NA	NA	03/15/1993	Unfiltered											
MW-58B	20.15	2117.98	12/15/94	12/15/1994	Unfiltered				<1				<5 E	<2		
MW-58B	2.54	2135.59	06/16/95	06/22/1995	Unfiltered				<1				<5	<2		
MW-58B	40.61	2100.17	07/11/03	07/29/2003	Unfiltered	26		<3.6	<0.33	<1.7	<0.26	<0.37	<0.90	<0.87	<0.34	<0.11

Consolidation Data Summary Table - Groundwater
Beaumont Site 1

	Water Level Data					Volatile Organics									
Sample Location	Depth to Water (feet below ground surface)	Groundwater Elevation (feet above mean sea level)	Elevation Date	Sample Date	Filter Status	tert-Butylbenzene -ug/L	Benzene -ug/L	Carbon Disulfide -ug/L	Chlorobenzene -ug/L	2-Chlorotoluene -ug/L	4-Chlorotoluene -ug/L	Chloroethane -ug/L	Chloromethane -ug/L	Carbon Tetrachloride -ug/L	Chloroform -ug/L
MW-57B	30.35	2115.844	05/31/06	07/11/2006	Unfiltered	<0.17	<0.26	<1.0	<0.36	<0.24	<0.30	<0.52	<1.8	<0.42	0.52 BJkq
MW-57C	48.74	2094.64	10/29/92	09/17/1992	Unfiltered										
MW-57C	NA	NA	NA	03/10/1993	Unfiltered										
MW-57C	24.64	2118.74	12/19/94	12/19/1994	Unfiltered				<2			<2	<2	<0.5	<1
MW-57C	6.26	2137.12	06/16/95	06/21/1995	Unfiltered				<2			<2	<2	<0.5	<1
MW-57C	49.04	2096.98	06/17/04	07/07/2004	Unfiltered	<0.23	<0.29	<0.28	<0.19	<0.67	<0.16	<0.46	<0.43	<0.40	<0.45
MW-57C	30.15	2115.874	05/31/06	07/07/2006	Unfiltered	<0.17	<0.26	<1.0	<0.36	<0.24	<0.30	<0.52	<1.8	<0.42	0.34 BJkq
MW-57D	49.00	2094.48	10/29/92	09/22/1992	Unfiltered										
MW-57D	NA	NA	NA	03/16/1993	Unfiltered										
MW-57D	24.78	2118.70	12/19/94	12/19/1994	Unfiltered				<2			<2	<2	<0.52	<1.2
MW-57D	6.52	2136.96	06/16/95	06/22/1995	Unfiltered				<2			<2	<2	<0.57	<1
MW-57D	49.17	2096.93	06/17/04	07/07/2004	Unfiltered	<0.23	<0.29	<0.28	<0.19	<0.67	<0.16	<0.46	<0.43	<0.40	1.3
MW-57D	21.32	2124.78	06/01/05	06/27/2005	Unfiltered	<0.17	<0.26	<1.0	<0.36	<0.24	<0.30	<0.52	<1.8	<0.42	<0.22
MW-57D	30.35	2115.75	05/31/06	07/10/2006	Unfiltered	<0.17	<0.26	<1.0	<0.36	<0.24	<0.30	<0.52	<1.8	<0.42	0.37 BJkq
MW-58A	43.94	2094.12	10/29/92	09/14/1992	Unfiltered										
MW-58A	43.94	2094.12	10/29/92	09/17/1992	Unfiltered										
MW-58A	NA	NA	NA	03/04/1993	Unfiltered										
MW-58A	14.05	2124.01	04/11/94	04/15/1994	Unfiltered										
MW-58A	20.20	2117.86	12/13/94	12/13/1994	Unfiltered				<2			<2 E	<2 E	<5	<1
MW-58A	2.18	2135.88	06/16/95	06/20/1995	Unfiltered				<2			<2	<2	0.66	<1
MW-58A	16.45	2121.61	04/06/99	04/13/1999	Unfiltered				<0.5			<2	<2	<0.5	<0.5
MW-58A	40.62	2100.11	07/11/03	07/24/2003	Unfiltered	<0.23	<0.29	<0.28	<0.19	<0.67	<0.16	<0.46	<0.43	<0.40	<0.45
MW-58A	44.24	2096.49	06/17/04	07/06/2004	Unfiltered	<0.23	<0.29	<0.28	<0.19	<0.67	<0.16	<0.46	<0.43	<0.40	<0.45
MW-58A	25.65	2115.08	05/30/06	06/14/2006	Unfiltered	<0.17	<0.26	<1.0	<0.36	<0.24	<0.30	<0.52	<1.8	<0.42	0.79 Jq
MW-58B	NA	NA	NA	03/15/1993	Unfiltered										
MW-58B	20.15	2117.98	12/15/94	12/15/1994	Unfiltered				<2 E			<2 E	<2 E	<0.56 E	<1
MW-58B	2.54	2135.59	06/16/95	06/22/1995	Unfiltered				<2			<2	<2	1	<1
MW-58B	40.61	2100.17	07/11/03	07/29/2003	Unfiltered	<0.23	<0.29	<0.28	<0.19	<0.67	<0.16	<0.46	<0.43	<0.40	<0.45

Consolidation Data Summary Table - Groundwater
Beaumont Site 1

	Water Level Data					Volatile Organics									
Sample Location	Depth to Water (feet below ground surface)	Groundwater Elevation (feet above mean sea level)	Elevation Date	Sample Date	Filter Status	Dibromochloromethane -ug/L	1,2-Dibromo-3-Chloropropane -ug/L	Dibromomethane -ug/L	1,1-Dichloroethane -ug/L	1,2-Dichloroethane -ug/L	1,2-Dichlorobenzene -ug/L	1,3-Dichlorobenzene -ug/L	1,4-Dichlorobenzene -ug/L	1,1-Dichloroethene -ug/L	cis-1,2-Dichloroethene -ug/L
MW-57B	30.35	2115.844	05/31/06	07/11/2006	Unfiltered	<0.45	<2.5	<0.42	1.2	1.3	<0.24	<0.38	<0.30	38	<0.35
MW-57C	48.74	2094.64	10/29/92	09/17/1992	Unfiltered					<32				730	
MW-57C	NA	NA	NA	03/10/1993	Unfiltered					<10				328	
MW-57C	24.64	2118.74	12/19/94	12/19/1994	Unfiltered	<1			<1.8	1.5 E	<3	<2	<2	73 E	<1
MW-57C	6.26	2137.12	06/16/95	06/21/1995	Unfiltered	<1			2.3	2.1 E	<3	<2	<2	65	<1
MW-57C	49.04	2096.98	06/17/04	07/07/2004	Unfiltered	<0.29	<2.6	<0.46	1.3	1.4	<0.29	<0.27	<0.28	72	<0.56
MW-57C	30.15	2115.874	05/31/06	07/07/2006	Unfiltered	<0.45	<2.5	<0.42	0.91 Jq	0.76	<0.24	<0.38	<0.30	43	<0.35
MW-57D	49.00	2094.48	10/29/92	09/22/1992	Unfiltered					<64				1500	
MW-57D	NA	NA	NA	03/16/1993	Unfiltered					<100				710	
MW-57D	24.78	2118.70	12/19/94	12/19/1994	Unfiltered	<1			2.1	1.2 E	<3	<2	<2	110 E	<1
MW-57D	6.52	2136.96	06/16/95	06/22/1995	Unfiltered	<1			2.2	3 E	<3	<2	<2	68	<1
MW-57D	49.17	2096.93	06/17/04	07/07/2004	Unfiltered	<0.29	<2.6	<0.46	2.0	1.0	<0.29	<0.27	<0.28	90	<0.56
MW-57D	21.32	2124.78	06/01/05	06/27/2005	Unfiltered	<0.45	<2.5	<0.42	1.2	0.85	<0.24	<0.38	<0.30	66	<0.35
MW-57D	30.35	2115.75	05/31/06	07/10/2006	Unfiltered	<0.45	<2.5	<0.42	0.63 Jq	<0.22	<0.24	<0.38	<0.30	28	<0.35
MW-58A	43.94	2094.12	10/29/92	09/14/1992	Unfiltered					<32				1200	
MW-58A	43.94	2094.12	10/29/92	09/17/1992	Unfiltered					<64				660	
MW-58A	NA	NA	NA	03/04/1993	Unfiltered					<1				152.9	
MW-58A	14.05	2124.01	04/11/94	04/15/1994	Unfiltered					42.4				40.8	
MW-58A	20.20	2117.86	12/13/94	12/13/1994	Unfiltered	<10			<1 E	0.63 E	<30	<20	<20	<56	<1
MW-58A	2.18	2135.88	06/16/95	06/20/1995	Unfiltered	<1			<1.1	<0.5	<3	<2	<2	40	<1
MW-58A	16.45	2121.61	04/06/99	04/13/1999	Unfiltered	<0.5			<0.5	<0.5	<1	<1	<1	<2	<0.5
MW-58A	40.62	2100.11	07/11/03	07/24/2003	Unfiltered	<0.29	<2.6	<0.46	<0.40	<0.35	<0.29	<0.27	<0.28	35	<0.56
MW-58A	44.24	2096.49	06/17/04	07/06/2004	Unfiltered	<0.29	<2.6	<0.46	<0.40	<0.35	<0.29	<0.27	<0.28	39	<0.56
MW-58A	25.65	2115.08	05/30/06	06/14/2006	Unfiltered	<0.45	<2.5	<0.42	1.2	<0.22	<0.24	<0.38	<0.30	49	<0.35
MW-58B	NA	NA	NA	03/15/1993	Unfiltered					<5				344.5	
MW-58B	20.15	2117.98	12/15/94	12/15/1994	Unfiltered	<1			<1.8 E	0.98 E	<3	<2	<2	110	<1
MW-58B	2.54	2135.59	06/16/95	06/22/1995	Unfiltered	<1			<1.7	1 E	<3	<2	<2	80	<1
MW-58B	40.61	2100.17	07/11/03	07/29/2003	Unfiltered	<0.29	<2.6	<0.46	<0.40	<0.35	<0.29	<0.27	<0.28	16	<0.56

Consolidation Data Summary Table - Groundwater
Beaumont Site 1

	Water Level Data					Volatile Organics										
Sample Location	Depth to Water (feet below ground surface)	Groundwater Elevation (feet above mean sea level)	Elevation Date	Sample Date	Filter Status	trans-1,2-Dichloroethene -ug/L	1,1-Dichloropropene -ug/L	cis-1,3-Dichloropropene -ug/L	trans-1,3-Dichloropropene -ug/L	1,2-Dichloropropane -ug/L	1,3-Dichloropropane -ug/L	2,2-Dichloropropane -ug/L	1,2-Dibromoethane -ug/L	Dichlorodifluoromethane -ug/L	Ethylbenzene -ug/L	Ethene -ug/L
MW-57B	30.35	2115.844	05/31/06	07/11/2006	Unfiltered	<0.29	<0.21	<0.45	<0.31	<0.28	<0.30	<0.40	<0.81	<0.27	<0.17	
MW-57C	48.74	2094.64	10/29/92	09/17/1992	Unfiltered											
MW-57C	NA	NA	NA	03/10/1993	Unfiltered											
MW-57C	24.64	2118.74	12/19/94	12/19/1994	Unfiltered	<1		<0.5	<0.5	<1				<5		
MW-57C	6.26	2137.12	06/16/95	06/21/1995	Unfiltered	<1		<0.5	<0.5	<1				<5		
MW-57C	49.04	2096.98	06/17/04	07/07/2004	Unfiltered	<0.60	<0.55	<0.44	<0.30	<0.40	<0.35	<0.39	<0.51	<0.47	<0.19	
MW-57C	30.15	2115.874	05/31/06	07/07/2006	Unfiltered	<0.29	<0.21	<0.45	<0.31	<0.28	<0.30	<0.40	<0.81	<0.27	<0.17	
MW-57D	49.00	2094.48	10/29/92	09/22/1992	Unfiltered											
MW-57D	NA	NA	NA	03/16/1993	Unfiltered											
MW-57D	24.78	2118.70	12/19/94	12/19/1994	Unfiltered	<1		<0.5	<0.5	<1				<5		
MW-57D	6.52	2136.96	06/16/95	06/22/1995	Unfiltered	<1		<0.5	<0.5	<1				<5		
MW-57D	49.17	2096.93	06/17/04	07/07/2004	Unfiltered	<0.60	<0.55	<0.44	<0.30	<0.40	<0.35	<0.39	<0.51	<0.47	<0.19	
MW-57D	21.32	2124.78	06/01/05	06/27/2005	Unfiltered	<0.29	<0.21	<0.45	<0.31	<0.28	<0.30	<0.40	<0.81	<0.27	<0.17	
MW-57D	30.35	2115.75	05/31/06	07/10/2006	Unfiltered	<0.29	<0.21	<0.45	<0.31	<0.28	<0.30	<0.40	<0.81	<0.27	<0.17	
MW-58A	43.94	2094.12	10/29/92	09/14/1992	Unfiltered											
MW-58A	43.94	2094.12	10/29/92	09/17/1992	Unfiltered											
MW-58A	NA	NA	NA	03/04/1993	Unfiltered											
MW-58A	14.05	2124.01	04/11/94	04/15/1994	Unfiltered											
MW-58A	20.20	2117.86	12/13/94	12/13/1994	Unfiltered	<1		<0.5	<0.5	<1				<5 E		
MW-58A	2.18	2135.88	06/16/95	06/20/1995	Unfiltered	<1		<0.5	<0.5	<1				<5		
MW-58A	16.45	2121.61	04/06/99	04/13/1999	Unfiltered	<0.5		<0.5	<0.5	<0.5				<2		
MW-58A	40.62	2100.11	07/11/03	07/24/2003	Unfiltered	<0.60	<0.55	<0.44	<0.30	<0.40	<0.35	<0.39	<0.51	<0.47	<0.19	
MW-58A	44.24	2096.49	06/17/04	07/06/2004	Unfiltered	<0.60	<0.55	<0.44	<0.30	<0.40	<0.35	<0.39	<0.51	<0.47	<0.19	
MW-58A	25.65	2115.08	05/30/06	06/14/2006	Unfiltered	<0.29	<0.21	<0.45	<0.31	<0.28	<0.30	<0.40	<0.81	<0.27	<0.17	
MW-58B	NA	NA	NA	03/15/1993	Unfiltered											
MW-58B	20.15	2117.98	12/15/94	12/15/1994	Unfiltered	<1		<0.5 E	<0.5	<1				<5 E		
MW-58B	2.54	2135.59	06/16/95	06/22/1995	Unfiltered	<1		<0.5	<0.5	<1				<5		
MW-58B	40.61	2100.17	07/11/03	07/29/2003	Unfiltered	<0.60	<0.55	<0.44	<0.30	<0.40	<0.35	<0.39	<0.51	<0.47	<0.19	

Consolidation Data Summary Table - Groundwater
Beaumont Site 1

	Water Level Data						Volatile Organics									
Sample Location	Depth to Water (feet below ground surface)	Groundwater Elevation (feet above mean sea level)	Elevation Date	Sample Date	Filter Status	Ethane -ug/L	Hexachlorobutadiene -ug/L	2-Hexanone -ug/L	p-Isopropyltoluene -ug/L	Isopropylbenzene -ug/L	Methane -ug/L	4-Methyl-2-Pentanone -ug/L	Methyl tert-butyl ether (MTBE) -ug/L	Methylene Chloride -ug/L	Naphthalene -ug/L	n-Propylbenzene -ug/L
MW-57B	30.35	2115.844	05/31/06	07/11/2006	Unfiltered			<1.9	<0.21	<0.24		<2.4	<0.29	<2.6	<0.95	<0.30
MW-57C	48.74	2094.64	10/29/92	09/17/1992	Unfiltered											
MW-57C	NA	NA	NA	03/10/1993	Unfiltered											
MW-57C	24.64	2118.74	12/19/94	12/19/1994	Unfiltered									<2		
MW-57C	6.26	2137.12	06/16/95	06/21/1995	Unfiltered									<2		
MW-57C	49.04	2096.98	06/17/04	07/07/2004	Unfiltered			<2.5	<0.17	<0.17		<2.6	<0.28	<1.7	<0.56	<0.24
MW-57C	30.15	2115.874	05/31/06	07/07/2006	Unfiltered			<1.9	<0.21	<0.24		<2.4	<0.29	<2.6	<0.95	<0.30
MW-57D	49.00	2094.48	10/29/92	09/22/1992	Unfiltered											
MW-57D	NA	NA	NA	03/16/1993	Unfiltered											
MW-57D	24.78	2118.70	12/19/94	12/19/1994	Unfiltered									<2		
MW-57D	6.52	2136.96	06/16/95	06/22/1995	Unfiltered									<2		
MW-57D	49.17	2096.93	06/17/04	07/07/2004	Unfiltered			<2.5	<0.17	<0.17		<2.6	<0.28	<1.7	<0.56	<0.24
MW-57D	21.32	2124.78	06/01/05	06/27/2005	Unfiltered			<1.9	<0.21	<0.24		<2.4	<0.29	<2.6	<0.95	<0.30
MW-57D	30.35	2115.75	05/31/06	07/10/2006	Unfiltered			<1.9	<0.21	<0.24		<2.4	<0.29	<2.6	<0.95	<0.30
MW-58A	43.94	2094.12	10/29/92	09/14/1992	Unfiltered											
MW-58A	43.94	2094.12	10/29/92	09/17/1992	Unfiltered											
MW-58A	NA	NA	NA	03/04/1993	Unfiltered											
MW-58A	14.05	2124.01	04/11/94	04/15/1994	Unfiltered											
MW-58A	20.20	2117.86	12/13/94	12/13/1994	Unfiltered									<2		
MW-58A	2.18	2135.88	06/16/95	06/20/1995	Unfiltered									<2		
MW-58A	16.45	2121.61	04/06/99	04/13/1999	Unfiltered									<2		
MW-58A	40.62	2100.11	07/11/03	07/24/2003	Unfiltered			<2.5	<0.17	<0.17		<2.6	<0.28	<1.7	<0.56	<0.24
MW-58A	44.24	2096.49	06/17/04	07/06/2004	Unfiltered			<2.5	<0.17	<0.17		<2.6	<0.28	<1.7	<0.56	<0.24
MW-58A	25.65	2115.08	05/30/06	06/14/2006	Unfiltered			<1.9	<0.21	<0.24		<2.4	<0.29	3.8 BJakq	<0.95	<0.30
MW-58B	NA	NA	NA	03/15/1993	Unfiltered											
MW-58B	20.15	2117.98	12/15/94	12/15/1994	Unfiltered									<2		
MW-58B	2.54	2135.59	06/16/95	06/22/1995	Unfiltered									<2		
MW-58B	40.61	2100.17	07/11/03	07/29/2003	Unfiltered			<2.5	<0.17	<0.17		<2.6	<0.28	<1.7	<0.56	<0.24

Consolidation Data Summary Table - Groundwater
Beaumont Site 1

	Water Level Data					Volatile Organics										
Sample Location	Depth to Water (feet below ground surface)	Groundwater Elevation (feet above mean sea level)	Elevation Date	Sample Date	Filter Status	Styrene -ug/L	Toluene -ug/L	1,1,1,2-Tetrachloroethane -ug/L	1,1,1-Trichloroethane -ug/L	1,1,2-Trichloroethane -ug/L	1,2,3-Trichlorobenzene -ug/L	1,2,4-Trichlorobenzene -ug/L	Trichloroethene -ug/L	1,2,3-Trichloropropane -ug/L	Trichlorofluoromethane -ug/L	1,1,2-Trichloro-1,2,2-Trifluoroethane -ug/L
MW-57B	30.35	2115.844	05/31/06	07/11/2006	Unfiltered	<0.29	<0.35	<0.37	<0.32	<0.54	<0.39	<0.35	34	<2.3	<0.36	<0.54
MW-57C	48.74	2094.64	10/29/92	09/17/1992	Unfiltered				28				180			
MW-57C	NA	NA	NA	03/10/1993	Unfiltered				<30				69.8			
MW-57C	24.64	2118.74	12/19/94	12/19/1994	Unfiltered				<10	<0.5			88 E		<5	
MW-57C	6.26	2137.12	06/16/95	06/21/1995	Unfiltered				<10	<0.5			70 E		<5	
MW-57C	49.04	2096.98	06/17/04	07/07/2004	Unfiltered	<0.14	<0.35	<0.45	1.2	<0.42	<0.40	<0.28	54	<0.81	<0.27	<0.70
MW-57C	30.15	2115.874	05/31/06	07/07/2006	Unfiltered	<0.29	<0.35	<0.37	0.62 Jq	<0.54	<0.39	<0.35	28	<2.3	<0.36	<0.54
MW-57D	49.00	2094.48	10/29/92	09/22/1992	Unfiltered				72				640			
MW-57D	NA	NA	NA	03/16/1993	Unfiltered				50.6				122			
MW-57D	24.78	2118.70	12/19/94	12/19/1994	Unfiltered				<11	<0.5			140 E		<5	
MW-57D	6.52	2136.96	06/16/95	06/22/1995	Unfiltered				<12	<0.5			69		<5	
MW-57D	49.17	2096.93	06/17/04	07/07/2004	Unfiltered	<0.14	<0.35	<0.45	1.6	<0.42	<0.40	<0.28	91	<0.81	<0.27	<0.70
MW-57D	21.32	2124.78	06/01/05	06/27/2005	Unfiltered	<0.29	<0.35	<0.37	1.1	<0.54	<0.39	<0.35	57	<2.3	<0.36	<0.54
MW-57D	30.35	2115.75	05/31/06	07/10/2006	Unfiltered	<0.29	<0.35	<0.37	<0.32	<0.54	<0.39	<0.35	26	<2.3	<0.36	<0.54
MW-58A	43.94	2094.12	10/29/92	09/14/1992	Unfiltered				76				330			
MW-58A	43.94	2094.12	10/29/92	09/17/1992	Unfiltered				<40				190			
MW-58A	NA	NA	NA	03/04/1993	Unfiltered				9.2				76			
MW-58A	14.05	2124.01	04/11/94	04/15/1994	Unfiltered				6.08				57.4			
MW-58A	20.20	2117.86	12/13/94	12/13/1994	Unfiltered				13	<0.5			<59		<5 E	
MW-58A	2.18	2135.88	06/16/95	06/20/1995	Unfiltered				4.2	<0.5			35		<5	
MW-58A	16.45	2121.61	04/06/99	04/13/1999	Unfiltered				<1	<0.5			<0.5		<2	
MW-58A	40.62	2100.11	07/11/03	07/24/2003	Unfiltered	<0.14	<0.35	<0.45	1.0	<0.42	<0.40	<0.28	33	<2.0	<0.27	
MW-58A	44.24	2096.49	06/17/04	07/06/2004	Unfiltered	<0.14	<0.35	<0.45	<0.46	<0.42	<0.40	<0.28	37	<0.81	<0.27	<0.70
MW-58A	25.65	2115.08	05/30/06	06/14/2006	Unfiltered	<0.29	<0.35	<0.37	<0.32	<0.54	<0.39	<0.35	40	<2.3	<0.36	<0.54
MW-58B	NA	NA	NA	03/15/1993	Unfiltered				24.4				46.7			
MW-58B	20.15	2117.98	12/15/94	12/15/1994	Unfiltered				<15 E	<0.5			130		<5 E	
MW-58B	2.54	2135.59	06/16/95	06/22/1995	Unfiltered				<13	<0.5			77		<5	
MW-58B	40.61	2100.17	07/11/03	07/29/2003	Unfiltered	<0.14	<0.35	<0.45	1.4	<0.42	<0.40	<0.28	25	<2.0	<0.27	

Consolidation Data Summary Table - Groundwater
Beaumont Site 1

	Water Level Data					Volatile Organics							
Sample Location	Depth to Water (feet below ground surface)	Groundwater Elevation (feet above mean sea level)	Elevation Date	Sample Date	Filter Status	1,2,4-Trimethylbenzene -ug/L	1,3,5-Trimethylbenzene -ug/L	1,1,2,2-Tetrachloroethane -ug/L	Tetrachloroethene (PCE) -ug/L	Vinyl Acetate -ug/L	Vinyl Chloride -ug/L	m,p-Xylenes -ug/L	o-Xylene -ug/L
MW-57B	30.35	2115.844	05/31/06	07/11/2006	Unfiltered	<0.26	<0.19	<0.37	<0.29	<3.2	<0.33 UJc	<0.38	<0.21
MW-57C	48.74	2094.64	10/29/92	09/17/1992	Unfiltered				<60				
MW-57C	NA	NA	NA	03/10/1993	Unfiltered				<10				
MW-57C	24.64	2118.74	12/19/94	12/19/1994	Unfiltered			<1	<0.5		<0.5		
MW-57C	6.26	2137.12	06/16/95	06/21/1995	Unfiltered			<1	<0.5		<0.5		
MW-57C	49.04	2096.98	06/17/04	07/07/2004	Unfiltered	<0.22	<0.11	<0.19	<0.20	<3.6	<0.35	<0.17	<0.16
MW-57C	30.15	2115.874	05/31/06	07/07/2006	Unfiltered	<0.26	<0.19	<0.37	<0.29	<3.2	<0.33	<0.38	<0.21
MW-57D	49.00	2094.48	10/29/92	09/22/1992	Unfiltered				<120				
MW-57D	NA	NA	NA	03/16/1993	Unfiltered				<100				
MW-57D	24.78	2118.70	12/19/94	12/19/1994	Unfiltered			<1	<0.5		<0.5		
MW-57D	6.52	2136.96	06/16/95	06/22/1995	Unfiltered			<1	<0.5		<0.5		
MW-57D	49.17	2096.93	06/17/04	07/07/2004	Unfiltered	<0.22	<0.11	<0.19	<0.20	<3.6	<0.35	<0.17	<0.16
MW-57D	21.32	2124.78	06/01/05	06/27/2005	Unfiltered	<0.26	<0.19	<0.37	<0.29	<3.2	<0.33	<0.38	<0.21
MW-57D	30.35	2115.75	05/31/06	07/10/2006	Unfiltered	<0.26	<0.19	<0.37	<0.29	<3.2	<0.33	<0.38	<0.21
MW-58A	43.94	2094.12	10/29/92	09/14/1992	Unfiltered				<60				
MW-58A	43.94	2094.12	10/29/92	09/17/1992	Unfiltered				<120				
MW-58A	NA	NA	NA	03/04/1993	Unfiltered				<1				
MW-58A	14.05	2124.01	04/11/94	04/15/1994	Unfiltered								
MW-58A	20.20	2117.86	12/13/94	12/13/1994	Unfiltered			<10	<5		<0.5		
MW-58A	2.18	2135.88	06/16/95	06/20/1995	Unfiltered			<1	<0.5		<0.5		
MW-58A	16.45	2121.61	04/06/99	04/13/1999	Unfiltered			<0.5	<0.5		<0.5		
MW-58A	40.62	2100.11	07/11/03	07/24/2003	Unfiltered	<0.22	<0.11	<0.19	<0.20	<3.6	<0.35	<0.17	<0.16
MW-58A	44.24	2096.49	06/17/04	07/06/2004	Unfiltered	<0.22	<0.11	<0.19	<0.20	<3.6	<0.35	<0.17	<0.16
MW-58A	25.65	2115.08	05/30/06	06/14/2006	Unfiltered	<0.26	<0.19	<0.37	<0.29	<3.2	<0.33	<0.38	<0.21
MW-58B	NA	NA	NA	03/15/1993	Unfiltered				<5				
MW-58B	20.15	2117.98	12/15/94	12/15/1994	Unfiltered			<1	<0.5 E		<0.5 E		
MW-58B	2.54	2135.59	06/16/95	06/22/1995	Unfiltered			<1	<0.5		<0.5		
MW-58B	40.61	2100.17	07/11/03	07/29/2003	Unfiltered	<0.22	<0.11	<0.19	<0.20	<3.6	<0.35	<0.17	<0.16

Consolidation Data Summary Table - Groundwater
Beaumont Site 1

	Water Level Data					Volatile Organics										
Sample Location	Depth to Water (feet below ground surface)	Groundwater Elevation (feet above mean sea level)	Elevation Date	Sample Date	Filter Status	1,4-Dioxane -ug/L	N-Nitrosodimethylamine -ng/L	Acetone -ug/L	Bromodichloromethane -ug/L	2-Butanone -ug/L	Bromobenzene -ug/L	Bromochloromethane -ug/L	Bromomethane -ug/L	Bromoform -ug/L	n-Butylbenzene -ug/L	sec-Butylbenzene -ug/L
MW-58B	44.10	2096.68	06/17/04	07/06/2004	Unfiltered	26		<3.6	<0.33	<1.7	<0.26	<0.37	<0.90	<0.87	<0.34	<0.11
MW-58B	25.53	2115.25	05/30/06	06/14/2006	Unfiltered	27		<6.1	<0.27	<4.2	<0.47	<0.68	<2.9	<0.62	<0.29	<0.21
MW-58C	44.28	2094.08	10/29/92	09/22/1992	Unfiltered											
MW-58C	NA	NA	NA	03/16/1993	Unfiltered											
MW-58C	14.32	2124.04	04/11/94	04/15/1994	Unfiltered											
MW-58C	20.47	2117.89	12/15/94	12/15/1994	Unfiltered				<1				<5	<2		
MW-58C	2.90	2135.46	06/16/95	06/20/1995	Unfiltered				<1				<5	<2		
MW-58C	40.93	2100.09	07/11/03	07/28/2003	Unfiltered	27		<3.6	<0.33	<1.7	<0.26	<0.37	<0.90	<0.87	<0.34	<0.11
MW-58C	44.45	2096.57	06/17/04	07/06/2004	Unfiltered	26		<3.6	<0.33	<1.7	<0.26	<0.37	<0.90	<0.87	<0.34	<0.11
MW-58C	25.94	2115.08	05/30/06	06/14/2006	Unfiltered	22		<6.1	<0.27	<4.2	<0.47	<0.68	<2.9	<0.62	<0.29	<0.21
MW-58D	44.15	2094.16	10/29/92	09/18/1992	Unfiltered											
MW-58D	NA	NA	NA	03/15/1993	Unfiltered											
MW-58D	14.23	2124.08	04/11/94	04/19/1994	Unfiltered											
MW-58D	20.42	2117.89	12/15/94	12/15/1994	Unfiltered				<1				<5	<2		
MW-58D	2.54	2135.77	06/16/95	06/20/1995	Unfiltered				<1				<5	<2		
MW-58D	15.58	2122.73	04/19/96	04/28/1996	Unfiltered				<1				<1	<1		
MW-58D	20.20	2118.11	10/21/96	10/28/1996	Unfiltered				<0.5				<0.5	<1		
MW-58D	22.28	2116.03	04/14/97	04/24/1997	Unfiltered				<0.5				<0.5	<1		
MW-58D	25.56	2112.75	10/20/97	10/30/1997	Unfiltered				<0.5				<0.5	<1		
MW-58D	8.78	2129.53	04/21/98	04/30/1998	Unfiltered				<0.5				<0.5	<0.5		
MW-58D	10.92	2127.39	10/13/98	10/20/1998	Unfiltered				<0.5				<0.5	<0.5		
MW-58D	17.04	2121.27	04/06/99	04/13/1999	Unfiltered				<0.5				<2	<2		
MW-58D	21.44	2116.87	10/25/99	10/28/1999	Unfiltered				<0.5				<2	<2		
MW-58D	28.95	2109.36	12/04/00	12/07/2000	Unfiltered				<2				<2	<2		
MW-58D	34.20	2104.11	10/29/01	11/06/2001	Unfiltered				<1				<1	<1		
MW-58D	37.40	2100.91	05/20/02	05/23/2002	Unfiltered											
MW-58D	37.40	2100.91	05/20/02	05/29/2002	Unfiltered	26										
MW-58D	40.87	2100.07	07/11/03	07/29/2003	Unfiltered	26		<3.6	<0.33	<1.7	<0.26	<0.37	<0.90	<0.87	<0.34	<0.11

Consolidation Data Summary Table - Groundwater
Beaumont Site 1

	Water Level Data					Volatile Organics									
Sample Location	Depth to Water (feet below ground surface)	Groundwater Elevation (feet above mean sea level)	Elevation Date	Sample Date	Filter Status	tert-Butylbenzene -ug/L	Benzene -ug/L	Carbon Disulfide -ug/L	Chlorobenzene -ug/L	2-Chlorotoluene -ug/L	4-Chlorotoluene -ug/L	Chloroethane -ug/L	Chloromethane -ug/L	Carbon Tetrachloride -ug/L	Chloroform -ug/L
MW-58B	44.10	2096.68	06/17/04	07/06/2004	Unfiltered	<0.23	<0.29	<0.28	<0.19	<0.67	<0.16	<0.46	<0.43	<0.40	<0.45
MW-58B	25.53	2115.25	05/30/06	06/14/2006	Unfiltered	<0.17	<0.26	<1.0	<0.36	<0.24	<0.30	<0.52	<1.8	<0.42	0.28 Jq
MW-58C	44.28	2094.08	10/29/92	09/22/1992	Unfiltered										
MW-58C	NA	NA	NA	03/16/1993	Unfiltered										
MW-58C	14.32	2124.04	04/11/94	04/15/1994	Unfiltered										
MW-58C	20.47	2117.89	12/15/94	12/15/1994	Unfiltered				<2			<2	<2	<0.5	<1
MW-58C	2.90	2135.46	06/16/95	06/20/1995	Unfiltered				<2			<2	<2	0.65	<1
MW-58C	40.93	2100.09	07/11/03	07/28/2003	Unfiltered	<0.23	<0.29	<0.28	<0.19	<0.67	<0.16	<0.46	<0.43	<0.40	<0.45
MW-58C	44.45	2096.57	06/17/04	07/06/2004	Unfiltered	<0.23	<0.29	<0.28	<0.19	<0.67	<0.16	<0.46	<0.43	<0.40	<0.45
MW-58C	25.94	2115.08	05/30/06	06/14/2006	Unfiltered	<0.17	<0.26	<1.0	<0.36	<0.24	<0.30	<0.52	<1.8	<0.42	<0.22
MW-58D	44.15	2094.16	10/29/92	09/18/1992	Unfiltered										
MW-58D	NA	NA	NA	03/15/1993	Unfiltered										
MW-58D	14.23	2124.08	04/11/94	04/19/1994	Unfiltered										
MW-58D	20.42	2117.89	12/15/94	12/15/1994	Unfiltered				<2			<2	<2	2.1	3.7
MW-58D	2.54	2135.77	06/16/95	06/20/1995	Unfiltered				<2			<2	<2	0.88	<1
MW-58D	15.58	2122.73	04/19/96	04/28/1996	Unfiltered				<1			<1	<1	<1	<1
MW-58D	20.20	2118.11	10/21/96	10/28/1996	Unfiltered				<0.5			<1	<1	<0.5	<0.5
MW-58D	22.28	2116.03	04/14/97	04/24/1997	Unfiltered				<0.5			<1	<1	<0.5	<0.5
MW-58D	25.56	2112.75	10/20/97	10/30/1997	Unfiltered				<0.5			<1	<1	<0.5	0.7
MW-58D	8.78	2129.53	04/21/98	04/30/1998	Unfiltered				<0.5			<0.5	<0.5	<0.5	4.4
MW-58D	10.92	2127.39	10/13/98	10/20/1998	Unfiltered				<0.5			<0.5	<0.5	<0.5	<0.5
MW-58D	17.04	2121.27	04/06/99	04/13/1999	Unfiltered				<0.5			<2	<2	<0.5	1.1
MW-58D	21.44	2116.87	10/25/99	10/28/1999	Unfiltered				<0.5			<2	<2	<0.5	<0.5
MW-58D	28.95	2109.36	12/04/00	12/07/2000	Unfiltered				<1			<2	<2	<1	<1
MW-58D	34.20	2104.11	10/29/01	11/06/2001	Unfiltered				<0.5			<1	<1	<0.5	<1
MW-58D	37.40	2100.91	05/20/02	05/23/2002	Unfiltered									<0.5	<1
MW-58D	37.40	2100.91	05/20/02	05/29/2002	Unfiltered										
MW-58D	40.87	2100.07	07/11/03	07/29/2003	Unfiltered	<0.23	<0.29	<0.28	<0.19	<0.67	<0.16	<0.46	<0.43	<0.40	<0.45

Consolidation Data Summary Table - Groundwater
Beaumont Site 1

	Water Level Data					Volatile Organics									
Sample Location	Depth to Water (feet below ground surface)	Groundwater Elevation (feet above mean sea level)	Elevation Date	Sample Date	Filter Status	Dibromochloromethane -ug/L	1,2-Dibromo-3-Chloropropane -ug/L	Dibromomethane -ug/L	1,1-Dichloroethane -ug/L	1,2-Dichloroethane -ug/L	1,2-Dichlorobenzene -ug/L	1,3-Dichlorobenzene -ug/L	1,4-Dichlorobenzene -ug/L	1,1-Dichloroethene -ug/L	cis-1,2-Dichloroethene -ug/L
MW-58B	44.10	2096.68	06/17/04	07/06/2004	Unfiltered	<0.29	<2.6	<0.46	<0.40	<0.35	<0.29	<0.27	<0.28	15	<0.56
MW-58B	25.53	2115.25	05/30/06	06/14/2006	Unfiltered	<0.45	<2.5	<0.42	<0.53	<0.22	<0.24	<0.38	<0.30	21	<0.35
MW-58C	44.28	2094.08	10/29/92	09/22/1992	Unfiltered					<64				<1200	
MW-58C	NA	NA	NA	03/16/1993	Unfiltered					<10				538	
MW-58C	14.32	2124.04	04/11/94	04/15/1994	Unfiltered					129				128	
MW-58C	20.47	2117.89	12/15/94	12/15/1994	Unfiltered	<1			<1.1	0.79	<3	<2	<2	65	<1
MW-58C	2.90	2135.46	06/16/95	06/20/1995	Unfiltered	<1			<1.4	1.1	<3	<2	<2	47	<1
MW-58C	40.93	2100.09	07/11/03	07/28/2003	Unfiltered	<0.29	<2.6	<0.46	<0.40	<0.35	<0.29	<0.27	<0.28	49	<0.56
MW-58C	44.45	2096.57	06/17/04	07/06/2004	Unfiltered	<0.29	<2.6	<0.46	<0.40	<0.35	<0.29	<0.27	<0.28	41	<0.56
MW-58C	25.94	2115.08	05/30/06	06/14/2006	Unfiltered	<0.45	<2.5	<0.42	<0.53	<0.22	<0.24	<0.38	<0.30	30	<0.35
MW-58D	44.15	2094.16	10/29/92	09/18/1992	Unfiltered					<64				960	
MW-58D	NA	NA	NA	03/15/1993	Unfiltered					<1.6				1053	
MW-58D	14.23	2124.08	04/11/94	04/19/1994	Unfiltered					260.5				324	
MW-58D	20.42	2117.89	12/15/94	12/15/1994	Unfiltered	<1			5.8	2.3	<3	<2	<2	320	<1
MW-58D	2.54	2135.77	06/16/95	06/20/1995	Unfiltered	<1			2.9	2.9	<3	<2	<2	97	<1
MW-58D	15.58	2122.73	04/19/96	04/28/1996	Unfiltered	<1			<1.3	<1	<1	<1	<1	76	<1
MW-58D	20.20	2118.11	10/21/96	10/28/1996	Unfiltered	<0.5			<0.5	<0.5	<0.5	<0.5	<0.5	88	
MW-58D	22.28	2116.03	04/14/97	04/24/1997	Unfiltered	<0.5			<0.5	<0.5	<0.5	<0.5	<0.5	76.8	
MW-58D	25.56	2112.75	10/20/97	10/30/1997	Unfiltered	<0.5			1.3	<0.5	<0.5	<0.5	<0.5	75.2	
MW-58D	8.78	2129.53	04/21/98	04/30/1998	Unfiltered	<0.5			6.2	4.4	<0.5	<0.5	<0.5	97	
MW-58D	10.92	2127.39	10/13/98	10/20/1998	Unfiltered	<0.5			3.1	<0.5	<0.5	<0.5	<0.5	126	
MW-58D	17.04	2121.27	04/06/99	04/13/1999	Unfiltered	<0.5			1.9	1.2	<1	<1	<1	86	<0.5
MW-58D	21.44	2116.87	10/25/99	10/28/1999	Unfiltered	<0.5			1.8	1.3	<1	<1	<1	75	<0.5
MW-58D	28.95	2109.36	12/04/00	12/07/2000	Unfiltered	<2			2.1	<2	<1	<1	<1	43	<1
MW-58D	34.20	2104.11	10/29/01	11/06/2001	Unfiltered	<1			1.5	1.6	<0.5	<0.5	<0.5	60	<0.5
MW-58D	37.40	2100.91	05/20/02	05/23/2002	Unfiltered				2.1	1.6				67	<1
MW-58D	37.40	2100.91	05/20/02	05/29/2002	Unfiltered										
MW-58D	40.87	2100.07	07/11/03	07/29/2003	Unfiltered	<0.29	<2.6	<0.46	1.9	1.5	<0.29	<0.27	<0.28	70	<0.56

Consolidation Data Summary Table - Groundwater
Beaumont Site 1

	Water Level Data					Volatile Organics										
Sample Location	Depth to Water (feet below ground surface)	Groundwater Elevation (feet above mean sea level)	Elevation Date	Sample Date	Filter Status	trans-1,2-Dichloroethene -ug/L	1,1-Dichloropropene -ug/L	cis-1,3-Dichloropropene -ug/L	trans-1,3-Dichloropropene -ug/L	1,2-Dichloropropane -ug/L	1,3-Dichloropropane -ug/L	2,2-Dichloropropane -ug/L	1,2-Dibromoethane -ug/L	Dichlorodifluoromethane -ug/L	Ethylbenzene -ug/L	Ethene -ug/L
MW-58B	44.10	2096.68	06/17/04	07/06/2004	Unfiltered	<0.60	<0.55	<0.44	<0.30	<0.40	<0.35	<0.39	<0.51	<0.47	<0.19	
MW-58B	25.53	2115.25	05/30/06	06/14/2006	Unfiltered	<0.29	<0.21	<0.45	<0.31	<0.28	<0.30	<0.40	<0.81	<0.27	<0.17	
MW-58C	44.28	2094.08	10/29/92	09/22/1992	Unfiltered											
MW-58C	NA	NA	NA	03/16/1993	Unfiltered											
MW-58C	14.32	2124.04	04/11/94	04/15/1994	Unfiltered											
MW-58C	20.47	2117.89	12/15/94	12/15/1994	Unfiltered	<1		<0.5	<0.5	<1				<5		
MW-58C	2.90	2135.46	06/16/95	06/20/1995	Unfiltered	<1		<0.5	<0.5	<1				<5		
MW-58C	40.93	2100.09	07/11/03	07/28/2003	Unfiltered	<0.60	<0.55	<0.44	<0.30	<0.40	<0.35	<0.39	<0.51	<0.47	<0.19	
MW-58C	44.45	2096.57	06/17/04	07/06/2004	Unfiltered	<0.60	<0.55	<0.44	<0.30	<0.40	<0.35	<0.39	<0.51	<0.47	<0.19	
MW-58C	25.94	2115.08	05/30/06	06/14/2006	Unfiltered	<0.29	<0.21	<0.45	<0.31	<0.28	<0.30	<0.40	<0.81	<0.27	<0.17	
MW-58D	44.15	2094.16	10/29/92	09/18/1992	Unfiltered											
MW-58D	NA	NA	NA	03/15/1993	Unfiltered											
MW-58D	14.23	2124.08	04/11/94	04/19/1994	Unfiltered											
MW-58D	20.42	2117.89	12/15/94	12/15/1994	Unfiltered	<1		<0.5	<0.5	<1				<5		
MW-58D	2.54	2135.77	06/16/95	06/20/1995	Unfiltered	<1		<0.5	<0.5	<1				<5		
MW-58D	15.58	2122.73	04/19/96	04/28/1996	Unfiltered	<1		<1	<1	<1						
MW-58D	20.20	2118.11	10/21/96	10/28/1996	Unfiltered	<0.5		<0.5	<0.5	<0.5				<0.5		
MW-58D	22.28	2116.03	04/14/97	04/24/1997	Unfiltered	<0.5		<0.5	<0.5	<0.5				<0.5		
MW-58D	25.56	2112.75	10/20/97	10/30/1997	Unfiltered	<0.5		<0.5	<0.5	<0.5				<0.5		
MW-58D	8.78	2129.53	04/21/98	04/30/1998	Unfiltered	<0.5		<0.5	<0.5	<0.5				<0.5		
MW-58D	10.92	2127.39	10/13/98	10/20/1998	Unfiltered	<0.5		<0.5	<0.5	<0.5				<0.5		
MW-58D	17.04	2121.27	04/06/99	04/13/1999	Unfiltered	<0.5		<0.5	<0.5	<0.5				<2		
MW-58D	21.44	2116.87	10/25/99	10/28/1999	Unfiltered	<0.5		<0.5	<0.5	<0.5				<2		
MW-58D	28.95	2109.36	12/04/00	12/07/2000	Unfiltered	<1		<1	<1	<1				<2		
MW-58D	34.20	2104.11	10/29/01	11/06/2001	Unfiltered	<0.5		<0.5	<0.5	<0.5				<1		
MW-58D	37.40	2100.91	05/20/02	05/23/2002	Unfiltered	<1										
MW-58D	37.40	2100.91	05/20/02	05/29/2002	Unfiltered											
MW-58D	40.87	2100.07	07/11/03	07/29/2003	Unfiltered	<0.60	<0.55	<0.44	<0.30	<0.40	<0.35	<0.39	<0.51	<0.47	<0.19	

Consolidation Data Summary Table - Groundwater
Beaumont Site 1

	Water Level Data						Volatile Organics									
Sample Location	Depth to Water (feet below ground surface)	Groundwater Elevation (feet above mean sea level)	Elevation Date	Sample Date	Filter Status	Ethane -ug/L	Hexachlorobutadiene -ug/L	2-Hexanone -ug/L	p-Isopropyltoluene -ug/L	Isopropylbenzene -ug/L	Methane -ug/L	4-Methyl-2-Pentanone -ug/L	Methyl tert-butyl ether (MTBE) -ug/L	Methylene Chloride -ug/L	Naphthalene -ug/L	n-Propylbenzene -ug/L
MW-58B	44.10	2096.68	06/17/04	07/06/2004	Unfiltered			<2.5	<0.17	<0.17		<2.6	<0.28	<1.7	<0.56	<0.24
MW-58B	25.53	2115.25	05/30/06	06/14/2006	Unfiltered			<1.9	<0.21	<0.24		<2.4	<0.29	4.1 BJakq	<0.95	<0.30
MW-58C	44.28	2094.08	10/29/92	09/22/1992	Unfiltered											
MW-58C	NA	NA	NA	03/16/1993	Unfiltered											
MW-58C	14.32	2124.04	04/11/94	04/15/1994	Unfiltered											
MW-58C	20.47	2117.89	12/15/94	12/15/1994	Unfiltered									<2		
MW-58C	2.90	2135.46	06/16/95	06/20/1995	Unfiltered									<2		
MW-58C	40.93	2100.09	07/11/03	07/28/2003	Unfiltered			<2.5	<0.17	<0.17		<2.6	<0.28	<1.7	<0.56	<0.24
MW-58C	44.45	2096.57	06/17/04	07/06/2004	Unfiltered			<2.5	<0.17	<0.17		<2.6	<0.28	<1.7	<0.56	<0.24
MW-58C	25.94	2115.08	05/30/06	06/14/2006	Unfiltered			<1.9	<0.21	<0.24		<2.4	<0.29	3.9 BJakq	<0.95	<0.30
MW-58D	44.15	2094.16	10/29/92	09/18/1992	Unfiltered											
MW-58D	NA	NA	NA	03/15/1993	Unfiltered											
MW-58D	14.23	2124.08	04/11/94	04/19/1994	Unfiltered											
MW-58D	20.42	2117.89	12/15/94	12/15/1994	Unfiltered									<2		
MW-58D	2.54	2135.77	06/16/95	06/20/1995	Unfiltered									<2		
MW-58D	15.58	2122.73	04/19/96	04/28/1996	Unfiltered									<4		
MW-58D	20.20	2118.11	10/21/96	10/28/1996	Unfiltered									<2		
MW-58D	22.28	2116.03	04/14/97	04/24/1997	Unfiltered									<2		
MW-58D	25.56	2112.75	10/20/97	10/30/1997	Unfiltered									<2		
MW-58D	8.78	2129.53	04/21/98	04/30/1998	Unfiltered									<0.5		
MW-58D	10.92	2127.39	10/13/98	10/20/1998	Unfiltered									<0.5		
MW-58D	17.04	2121.27	04/06/99	04/13/1999	Unfiltered									<2		
MW-58D	21.44	2116.87	10/25/99	10/28/1999	Unfiltered									<2		
MW-58D	28.95	2109.36	12/04/00	12/07/2000	Unfiltered									<4		
MW-58D	34.20	2104.11	10/29/01	11/06/2001	Unfiltered									<2		
MW-58D	37.40	2100.91	05/20/02	05/23/2002	Unfiltered									<0.5		
MW-58D	37.40	2100.91	05/20/02	05/29/2002	Unfiltered											
MW-58D	40.87	2100.07	07/11/03	07/29/2003	Unfiltered			<2.5	<0.17	<0.17		<2.6	<0.28	<1.7	<0.56	<0.24

Consolidation Data Summary Table - Groundwater
Beaumont Site 1

	Water Level Data					Volatile Organics										
Sample Location	Depth to Water (feet below ground surface)	Groundwater Elevation (feet above mean sea level)	Elevation Date	Sample Date	Filter Status	Styrene -ug/L	Toluene -ug/L	1,1,1,2-Tetrachloroethane -ug/L	1,1,1-Trichloroethane -ug/L	1,1,2-Trichloroethane -ug/L	1,2,3-Trichlorobenzene -ug/L	1,2,4-Trichlorobenzene -ug/L	Trichloroethene -ug/L	1,2,3-Trichloropropane -ug/L	Trichlorofluoromethane -ug/L	1,1,2-Trichloro-1,2,2-Trifluoroethane -ug/L
MW-58B	44.10	2096.68	06/17/04	07/06/2004	Unfiltered	<0.14	<0.35	<0.45	<0.46	<0.42	<0.40	<0.28	23	<0.81	<0.27	<0.70
MW-58B	25.53	2115.25	05/30/06	06/14/2006	Unfiltered	<0.29	<0.35	<0.37	0.39 Jq	<0.54	<0.39	<0.35	18	<2.3	<0.36	<0.54
MW-58C	44.28	2094.08	10/29/92	09/22/1992	Unfiltered				60				370			
MW-58C	NA	NA	NA	03/16/1993	Unfiltered				52				<20			
MW-58C	14.32	2124.04	04/11/94	04/15/1994	Unfiltered				22.9				265			
MW-58C	20.47	2117.89	12/15/94	12/15/1994	Unfiltered				8.5 E	<0.5			94		<5	
MW-58C	2.90	2135.46	06/16/95	06/20/1995	Unfiltered				8.2	<0.5			42		<5	
MW-58C	40.93	2100.09	07/11/03	07/28/2003	Unfiltered	<0.14	<0.35	<0.45	1.3	<0.42	<0.40	<0.28	39	<2.0	<0.27	
MW-58C	44.45	2096.57	06/17/04	07/06/2004	Unfiltered	<0.14	<0.35	<0.45	<0.46	<0.42	<0.40	<0.28	40	<0.81	<0.27	<0.70
MW-58C	25.94	2115.08	05/30/06	06/14/2006	Unfiltered	<0.29	<0.35	<0.37	0.53 Jq	<0.54	<0.39	<0.35	21	<2.3	<0.36	<0.54
MW-58D	44.15	2094.16	10/29/92	09/18/1992	Unfiltered				53				250			
MW-58D	NA	NA	NA	03/15/1993	Unfiltered				56.01				564.5			
MW-58D	14.23	2124.08	04/11/94	04/19/1994	Unfiltered				101.5							
MW-58D	20.42	2117.89	12/15/94	12/15/1994	Unfiltered				24 E	<0.5			310		<5	
MW-58D	2.54	2135.77	06/16/95	06/20/1995	Unfiltered				<14	<0.5			89		<5	
MW-58D	15.58	2122.73	04/19/96	04/28/1996	Unfiltered				7.1	<1			71		<1	<1
MW-58D	20.20	2118.11	10/21/96	10/28/1996	Unfiltered				10.1	<0.5			120		<0.5	
MW-58D	22.28	2116.03	04/14/97	04/24/1997	Unfiltered				4.7	<0.5			121		<0.5	
MW-58D	25.56	2112.75	10/20/97	10/30/1997	Unfiltered				2.8	<0.5			84.6		<0.5	
MW-58D	8.78	2129.53	04/21/98	04/30/1998	Unfiltered				6.9	<0.5			105		<0.5	
MW-58D	10.92	2127.39	10/13/98	10/20/1998	Unfiltered				5.3	<0.5			100		<0.5	
MW-58D	17.04	2121.27	04/06/99	04/13/1999	Unfiltered				6	<0.5			80		<2	
MW-58D	21.44	2116.87	10/25/99	10/28/1999	Unfiltered				3	<0.5			74		<2	
MW-58D	28.95	2109.36	12/04/00	12/07/2000	Unfiltered				2.9	<1			58		<2	<4
MW-58D	34.20	2104.11	10/29/01	11/06/2001	Unfiltered				2.1	<0.5			61		<1	<2
MW-58D	37.40	2100.91	05/20/02	05/23/2002	Unfiltered		<1		2.5	<1			67			
MW-58D	37.40	2100.91	05/20/02	05/29/2002	Unfiltered											
MW-58D	40.87	2100.07	07/11/03	07/29/2003	Unfiltered	<0.14	<0.35	<0.45	1.7	<0.42	<0.40	<0.28	70	<2.0	<0.27	

Consolidation Data Summary Table - Groundwater
Beaumont Site 1

	Water Level Data					Volatile Organics							
Sample Location	Depth to Water (feet below ground surface)	Groundwater Elevation (feet above mean sea level)	Elevation Date	Sample Date	Filter Status	1,2,4-Trimethylbenzene -ug/L	1,3,5-Trimethylbenzene -ug/L	1,1,2,2-Tetrachloroethane -ug/L	Tetrachloroethene (PCE) -ug/L	Vinyl Acetate -ug/L	Vinyl Chloride -ug/L	m,p-Xylenes -ug/L	o-Xylene -ug/L
MW-58B	44.10	2096.68	06/17/04	07/06/2004	Unfiltered	<0.22	<0.11	<0.19	<0.20	<3.6	<0.35	<0.17	<0.16
MW-58B	25.53	2115.25	05/30/06	06/14/2006	Unfiltered	<0.26	<0.19	<0.37	<0.29	<3.2	<0.33	<0.38	<0.21
MW-58C	44.28	2094.08	10/29/92	09/22/1992	Unfiltered				<120				
MW-58C	NA	NA	NA	03/16/1993	Unfiltered				<10				
MW-58C	14.32	2124.04	04/11/94	04/15/1994	Unfiltered								
MW-58C	20.47	2117.89	12/15/94	12/15/1994	Unfiltered			<1	<0.5		<0.5		
MW-58C	2.90	2135.46	06/16/95	06/20/1995	Unfiltered			<1	<0.5		<0.5		
MW-58C	40.93	2100.09	07/11/03	07/28/2003	Unfiltered	<0.22	<0.11	<0.19	<0.20	<3.6	<0.35	<0.17	<0.16
MW-58C	44.45	2096.57	06/17/04	07/06/2004	Unfiltered	<0.22	<0.11	<0.19	<0.20	<3.6	<0.35	<0.17	<0.16
MW-58C	25.94	2115.08	05/30/06	06/14/2006	Unfiltered	<0.26	<0.19	<0.37	<0.29	<3.2	<0.33	<0.38	<0.21
MW-58D	44.15	2094.16	10/29/92	09/18/1992	Unfiltered				<120				
MW-58D	NA	NA	NA	03/15/1993	Unfiltered				<3				
MW-58D	14.23	2124.08	04/11/94	04/19/1994	Unfiltered								
MW-58D	20.42	2117.89	12/15/94	12/15/1994	Unfiltered			<1	0.65		<0.5		
MW-58D	2.54	2135.77	06/16/95	06/20/1995	Unfiltered			<1	<0.5		<0.5		
MW-58D	15.58	2122.73	04/19/96	04/28/1996	Unfiltered			<1	<1		<1		
MW-58D	20.20	2118.11	10/21/96	10/28/1996	Unfiltered			<0.5	<0.5		<0.5		
MW-58D	22.28	2116.03	04/14/97	04/24/1997	Unfiltered			<0.5	<0.5		<0.5		
MW-58D	25.56	2112.75	10/20/97	10/30/1997	Unfiltered			<0.5	<0.5		<0.5		
MW-58D	8.78	2129.53	04/21/98	04/30/1998	Unfiltered			<0.5	<0.5		<0.5		
MW-58D	10.92	2127.39	10/13/98	10/20/1998	Unfiltered			<0.5	<0.5		<0.5		
MW-58D	17.04	2121.27	04/06/99	04/13/1999	Unfiltered			<0.5	0.9		<0.5		
MW-58D	21.44	2116.87	10/25/99	10/28/1999	Unfiltered			<0.5	<0.5		<0.5		
MW-58D	28.95	2109.36	12/04/00	12/07/2000	Unfiltered			<1	<1		<1		
MW-58D	34.20	2104.11	10/29/01	11/06/2001	Unfiltered			<0.5	<0.5		<0.5		
MW-58D	37.40	2100.91	05/20/02	05/23/2002	Unfiltered	<1			<1		<1		<0.5
MW-58D	37.40	2100.91	05/20/02	05/29/2002	Unfiltered								
MW-58D	40.87	2100.07	07/11/03	07/29/2003	Unfiltered	<0.22	<0.11	<0.19	<0.20	<3.6	<0.35	<0.17	<0.16

Consolidation Data Summary Table - Groundwater
Beaumont Site 1

	Water Level Data					Volatile Organics										
Sample Location	Depth to Water (feet below ground surface)	Groundwater Elevation (feet above mean sea level)	Elevation Date	Sample Date	Filter Status	1,4-Dioxane -ug/L	N-Nitrosodimethylamine -ng/L	Acetone -ug/L	Bromodichloromethane -ug/L	2-Butanone -ug/L	Bromobenzene -ug/L	Bromochloromethane -ug/L	Bromomethane -ug/L	Bromoform -ug/L	n-Butylbenzene -ug/L	sec-Butylbenzene -ug/L
MW-58D	44.42	2096.52	06/17/04	07/06/2004	Unfiltered	23		<3.6	<0.33	<1.7	<0.26	<0.37	<0.90	<0.87	<0.34	<0.11
MW-58D	16.45	2124.49	06/01/05	06/28/2005	Unfiltered	24		<6.1	<0.27	<4.2	<0.47	<0.68	<2.9	<0.62	<0.29	<0.21
MW-58D	25.87	2115.07	05/30/06	06/14/2006	Unfiltered	33		<6.1	<0.27	<4.2	<0.47	<0.68	<2.9	<0.62	<0.29	<0.21
MW-59A	86.50	2090.45	10/29/92	08/24/1992	Unfiltered											
MW-59A	86.50	2090.45	10/29/92	08/28/1992	Unfiltered											
MW-59A	86.50	2090.45	10/29/92	09/18/1992	Unfiltered											
MW-59A	NA	NA	NA	03/10/1993	Unfiltered											
MW-59A	54.40	2122.55	04/11/94	04/15/1994	Unfiltered											
MW-59A	61.02	2115.93	12/13/94	12/15/1994	Unfiltered				<1				<5	<2		
MW-59A	43.24	2133.71	06/16/95	06/21/1995	Unfiltered				<1				<5	<2		
MW-59A	78.24	2098.71	05/20/02	05/23/2002	Unfiltered	<0.5		<9.5	<0.26	<2.8	<0.15	<0.49	<0.46	<0.23	<0.29	<0.29
MW-59A	74.31	2105.83	05/14/08	06/06/2008	Unfiltered	<0.57		6.8 Jq	<1	<5			<1	<1		
MW-59A	81.45	2098.686	05/13/2010	06/10/2010	Unfiltered	1.2		<5.0	<0.11	<1.2			<0.48	<0.13		
MW-59B	83.02	2094.16	10/29/92	09/03/1992	Unfiltered											
MW-59B	83.02	2094.16	10/29/92	09/18/1992	Unfiltered											
MW-59B	NA	NA	NA	03/10/1993	Unfiltered											
MW-59B	49.20	2127.98	04/11/94	04/19/1994	Unfiltered											
MW-59B	36.10	2141.08	06/16/95	06/23/1995	Unfiltered				<1				<5	<2		
MW-59B	47.15	2130.03	12/13/95	12/15/1995	Unfiltered				<1				<2	<1		
MW-59B	55.70	2121.48	10/21/96	10/28/1996	Unfiltered				<0.5				<0.5	<1		
MW-59B	59.28	2117.90	04/14/97	04/22/1997	Unfiltered				<0.5				<0.5	<1		
MW-59B	61.92	2115.26	10/20/97	10/30/1997	Unfiltered				<0.5				<0.5	<1		
MW-59B	40.60	2136.58	04/21/98	05/04/1998	Unfiltered				<0.5				<0.5	<0.5		
MW-59B	46.50	2130.68	10/13/98	10/22/1998	Unfiltered				<0.5				<0.5	<0.5		
MW-59B	52.01	2125.17	04/05/99	04/12/1999	Unfiltered				<0.5				<2	<2		
MW-59B	57.10	2120.08	10/25/99	11/01/1999	Unfiltered				ND				ND	ND		
MW-59B	64.93	2112.25	12/04/00	12/12/2000	Unfiltered				<5				<5	<5		
MW-59B	70.37	2106.81	11/01/01	11/08/2001	Unfiltered				<5				<5	<5		

Consolidation Data Summary Table - Groundwater
Beaumont Site 1

	Water Level Data					Volatile Organics									
Sample Location	Depth to Water (feet below ground surface)	Groundwater Elevation (feet above mean sea level)	Elevation Date	Sample Date	Filter Status	tert-Butylbenzene -ug/L	Benzene -ug/L	Carbon Disulfide -ug/L	Chlorobenzene -ug/L	2-Chlorotoluene -ug/L	4-Chlorotoluene -ug/L	Chloroethane -ug/L	Chloromethane -ug/L	Carbon Tetrachloride -ug/L	Chloroform -ug/L
MW-58D	44.42	2096.52	06/17/04	07/06/2004	Unfiltered	<0.23	<0.29	<0.28	<0.19	<0.67	<0.16	<0.46	<0.43	<0.40	<0.45
MW-58D	16.45	2124.49	06/01/05	06/28/2005	Unfiltered	<0.17	<0.26	<1.0	<0.36	<0.24	<0.30	<0.52	<1.8	<0.42	<0.22
MW-58D	25.87	2115.07	05/30/06	06/14/2006	Unfiltered	<0.17	<0.26	<1.0	<0.36	<0.24	<0.30	<0.52	<1.8	<0.42	0.43 Jq
MW-59A	86.50	2090.45	10/29/92	08/24/1992	Unfiltered										
MW-59A	86.50	2090.45	10/29/92	08/28/1992	Unfiltered										
MW-59A	86.50	2090.45	10/29/92	09/18/1992	Unfiltered										
MW-59A	NA	NA	NA	03/10/1993	Unfiltered										
MW-59A	54.40	2122.55	04/11/94	04/15/1994	Unfiltered										
MW-59A	61.02	2115.93	12/13/94	12/15/1994	Unfiltered				<2			<2	<2	<0.5	<1
MW-59A	43.24	2133.71	06/16/95	06/21/1995	Unfiltered				<2			<2	<2	<0.5	<1
MW-59A	78.24	2098.71	05/20/02	05/23/2002	Unfiltered	<0.25	<0.18	<0.48	<0.16	<0.14	<0.22	<0.36	<0.19	<0.25	<0.30
MW-59A	74.31	2105.83	05/14/08	06/06/2008	Unfiltered		<1	<1	<1			<1	<1	<1	<1
MW-59A	81.45	2098.686	05/13/2010	06/10/2010	Unfiltered		<0.14	0.57	<0.23			<0.35	<0.36	<0.15	<0.17
MW-59B	83.02	2094.16	10/29/92	09/03/1992	Unfiltered										
MW-59B	83.02	2094.16	10/29/92	09/18/1992	Unfiltered										
MW-59B	NA	NA	NA	03/10/1993	Unfiltered										
MW-59B	49.20	2127.98	04/11/94	04/19/1994	Unfiltered										
MW-59B	36.10	2141.08	06/16/95	06/23/1995	Unfiltered				<2			<2	<2	2	4.4
MW-59B	47.15	2130.03	12/13/95	12/15/1995	Unfiltered				<2			<1	<1	1.8	5.4
MW-59B	55.70	2121.48	10/21/96	10/28/1996	Unfiltered				<0.5			<1	<1	<0.5	4.4
MW-59B	59.28	2117.90	04/14/97	04/22/1997	Unfiltered				<0.5			<1	<1	<0.5	2.5
MW-59B	61.92	2115.26	10/20/97	10/30/1997	Unfiltered				<0.5			<1	<1	<0.5	2.4
MW-59B	40.60	2136.58	04/21/98	05/04/1998	Unfiltered				<0.5			<0.5	<0.5	4.9	6.6
MW-59B	46.50	2130.68	10/13/98	10/22/1998	Unfiltered				<0.5			<0.5	<0.5	1.7	5.5
MW-59B	52.01	2125.17	04/05/99	04/12/1999	Unfiltered				<0.5			<2	<2	<0.5	5.5
MW-59B	57.10	2120.08	10/25/99	11/01/1999	Unfiltered				ND			ND	ND	ND	3.8
MW-59B	64.93	2112.25	12/04/00	12/12/2000	Unfiltered				<2.5			<5	<5	<2.5	3.6
MW-59B	70.37	2106.81	11/01/01	11/08/2001	Unfiltered				<2.5			<5	<5	<2.5	<5

Consolidation Data Summary Table - Groundwater
Beaumont Site 1

	Water Level Data					Volatile Organics									
Sample Location	Depth to Water (feet below ground surface)	Groundwater Elevation (feet above mean sea level)	Elevation Date	Sample Date	Filter Status	Dibromochloromethane -ug/L	1,2-Dibromo-3-Chloropropane -ug/L	Dibromomethane -ug/L	1,1-Dichloroethane -ug/L	1,2-Dichloroethane -ug/L	1,2-Dichlorobenzene -ug/L	1,3-Dichlorobenzene -ug/L	1,4-Dichlorobenzene -ug/L	1,1-Dichloroethene -ug/L	cis-1,2-Dichloroethene -ug/L
MW-58D	44.42	2096.52	06/17/04	07/06/2004	Unfiltered	<0.29	<2.6	<0.46	1.6	1.0	<0.29	<0.27	<0.28	73	<0.56
MW-58D	16.45	2124.49	06/01/05	06/28/2005	Unfiltered	<0.45	<2.5	<0.42	1.6	1.3	<0.24	<0.38	<0.30	69	<0.35
MW-58D	25.87	2115.07	05/30/06	06/14/2006	Unfiltered	<0.45	<2.5	<0.42	1.2	<0.22	<0.24	<0.38	<0.30	45	<0.35
MW-59A	86.50	2090.45	10/29/92	08/24/1992	Unfiltered					<32				<60	
MW-59A	86.50	2090.45	10/29/92	08/28/1992	Unfiltered					<6.4				<12	
MW-59A	86.50	2090.45	10/29/92	09/18/1992	Unfiltered					<1.6				13	
MW-59A	NA	NA	NA	03/10/1993	Unfiltered					2.55				28.6	
MW-59A	54.40	2122.55	04/11/94	04/15/1994	Unfiltered					4.85				8.27	
MW-59A	61.02	2115.93	12/13/94	12/15/1994	Unfiltered	<1			<1	<0.5	<3	<2	<2	9.6	<1
MW-59A	43.24	2133.71	06/16/95	06/21/1995	Unfiltered	<1			<1.3	2.3 E	<3	<2	<2	19	<1
MW-59A	78.24	2098.71	05/20/02	05/23/2002	Unfiltered	<0.21	<0.59	<0.20	<0.28	<0.38	<0.099	<0.30	<0.12	<0.56	<0.30
MW-59A	74.31	2105.83	05/14/08	06/06/2008	Unfiltered	<1			<1	<1				8.4	<1
MW-59A	81.45	2098.686	05/13/2010	06/10/2010	Unfiltered	<0.37			0.99	1.2	<0.20	<0.15	<0.072	22	<0.18
MW-59B	83.02	2094.16	10/29/92	09/03/1992	Unfiltered					<32				730	
MW-59B	83.02	2094.16	10/29/92	09/18/1992	Unfiltered					<64				720	
MW-59B	NA	NA	NA	03/10/1993	Unfiltered					61				1039	
MW-59B	49.20	2127.98	04/11/94	04/19/1994	Unfiltered					240				259.9	
MW-59B	36.10	2141.08	06/16/95	06/23/1995	Unfiltered	<1			20	39	<3	<2	<2	520	3.2
MW-59B	47.15	2130.03	12/13/95	12/15/1995	Unfiltered	<1			23	36	<1	<1	<1	<100	<1
MW-59B	55.70	2121.48	10/21/96	10/28/1996	Unfiltered	<0.5			13.8	12	<0.5	<0.5	<0.5	417	
MW-59B	59.28	2117.90	04/14/97	04/22/1997	Unfiltered	<0.5			5.1	13.7	<0.5	<0.5	<0.5	259	
MW-59B	61.92	2115.26	10/20/97	10/30/1997	Unfiltered	<0.5			10.9	15.4	<0.5	<0.5	<0.5	336	
MW-59B	40.60	2136.58	04/21/98	05/04/1998	Unfiltered	<0.5			14.5	19.9	<0.5	<0.5	<0.5	187	
MW-59B	46.50	2130.68	10/13/98	10/22/1998	Unfiltered	<0.5			19.7	32	<0.5	<0.5	<0.5	526	
MW-59B	52.01	2125.17	04/05/99	04/12/1999	Unfiltered	<0.5			17	21	<1	<1	<1	<210	2.5
MW-59B	57.10	2120.08	10/25/99	11/01/1999	Unfiltered	ND			8.4	19	ND	ND	ND	120	1.5
MW-59B	64.93	2112.25	12/04/00	12/12/2000	Unfiltered	<5			16	25	<2.5	<2.5	<2.5	330	<2.5
MW-59B	70.37	2106.81	11/01/01	11/08/2001	Unfiltered	<5			9.6	17	<2.5	<2.5	<2.5	220	<2.5

Consolidation Data Summary Table - Groundwater
Beaumont Site 1

	Water Level Data					Volatile Organics										
Sample Location	Depth to Water (feet below ground surface)	Groundwater Elevation (feet above mean sea level)	Elevation Date	Sample Date	Filter Status	trans-1,2-Dichloroethene -ug/L	1,1-Dichloropropene -ug/L	cis-1,3-Dichloropropene -ug/L	trans-1,3-Dichloropropene -ug/L	1,2-Dichloropropane -ug/L	1,3-Dichloropropane -ug/L	2,2-Dichloropropane -ug/L	1,2-Dibromoethane -ug/L	Dichlorodifluoromethane -ug/L	Ethylbenzene -ug/L	Ethene -ug/L
MW-58D	44.42	2096.52	06/17/04	07/06/2004	Unfiltered	<0.60	<0.55	<0.44	<0.30	<0.40	<0.35	<0.39	<0.51	<0.47	<0.19	
MW-58D	16.45	2124.49	06/01/05	06/28/2005	Unfiltered	<0.29	<0.21	<0.45	<0.31	<0.28	<0.30	<0.40	<0.81	<0.27	<0.17	
MW-58D	25.87	2115.07	05/30/06	06/14/2006	Unfiltered	<0.29	<0.21	<0.45	<0.31	<0.28	<0.30	<0.40	<0.81	<0.27	<0.17	
MW-59A	86.50	2090.45	10/29/92	08/24/1992	Unfiltered											
MW-59A	86.50	2090.45	10/29/92	08/28/1992	Unfiltered											
MW-59A	86.50	2090.45	10/29/92	09/18/1992	Unfiltered											
MW-59A	NA	NA	NA	03/10/1993	Unfiltered											
MW-59A	54.40	2122.55	04/11/94	04/15/1994	Unfiltered											
MW-59A	61.02	2115.93	12/13/94	12/15/1994	Unfiltered	<1		<0.5	<0.5	<1				<5		
MW-59A	43.24	2133.71	06/16/95	06/21/1995	Unfiltered	<1		<0.5	<0.5	<1				<5		
MW-59A	78.24	2098.71	05/20/02	05/23/2002	Unfiltered	<0.37	<0.16	<0.19	<0.25	<0.16	<0.30	<0.28	<0.18	<0.28	<0.12	
MW-59A	74.31	2105.83	05/14/08	06/06/2008	Unfiltered	<1		<1	<1	<1					<1	
MW-59A	81.45	2098.686	05/13/2010	06/10/2010	Unfiltered	<0.10		<0.30	<0.24	<0.19					<0.26	0.04 Jq
MW-59B	83.02	2094.16	10/29/92	09/03/1992	Unfiltered											
MW-59B	83.02	2094.16	10/29/92	09/18/1992	Unfiltered											
MW-59B	NA	NA	NA	03/10/1993	Unfiltered											
MW-59B	49.20	2127.98	04/11/94	04/19/1994	Unfiltered											
MW-59B	36.10	2141.08	06/16/95	06/23/1995	Unfiltered	<1.2		<0.5	<0.5	<1				<5		
MW-59B	47.15	2130.03	12/13/95	12/15/1995	Unfiltered	<1.5		<0.5	<0.5	<1				<1		
MW-59B	55.70	2121.48	10/21/96	10/28/1996	Unfiltered	<0.5		<0.5	<0.5	<0.5				<0.5		
MW-59B	59.28	2117.90	04/14/97	04/22/1997	Unfiltered	<0.5		<0.5	<0.5	<0.5				<0.5		
MW-59B	61.92	2115.26	10/20/97	10/30/1997	Unfiltered	<0.5		<0.5	<0.5	<0.5				<0.5		
MW-59B	40.60	2136.58	04/21/98	05/04/1998	Unfiltered	<0.5		<0.5	<0.5	<0.5				<0.5		
MW-59B	46.50	2130.68	10/13/98	10/22/1998	Unfiltered	<0.5		<0.5	<0.5	<0.5				<0.5		
MW-59B	52.01	2125.17	04/05/99	04/12/1999	Unfiltered	<0.5		<0.5	<0.5	<0.5				<2		
MW-59B	57.10	2120.08	10/25/99	11/01/1999	Unfiltered	ND		ND	ND	ND				ND		
MW-59B	64.93	2112.25	12/04/00	12/12/2000	Unfiltered	<2.5		<2.5	<2.5	<2.5				<5		
MW-59B	70.37	2106.81	11/01/01	11/08/2001	Unfiltered	<2.5		<2.5	<2.5	<2.5				<5		

Consolidation Data Summary Table - Groundwater
Beaumont Site 1

	Water Level Data					Volatile Organics										
Sample Location	Depth to Water (feet below ground surface)	Groundwater Elevation (feet above mean sea level)	Elevation Date	Sample Date	Filter Status	Ethane -ug/L	Hexachlorobutadiene -ug/L	2-Hexanone -ug/L	p-Isopropyltoluene -ug/L	Isopropylbenzene -ug/L	Methane -ug/L	4-Methyl-2-Pentanone -ug/L	Methyl tert-butyl ether (MTBE) -ug/L	Methylene Chloride -ug/L	Naphthalene -ug/L	n-Propylbenzene -ug/L
MW-58D	44.42	2096.52	06/17/04	07/06/2004	Unfiltered			<2.5	<0.17	<0.17		<2.6	<0.28	<1.7	<0.56	<0.24
MW-58D	16.45	2124.49	06/01/05	06/28/2005	Unfiltered			<1.9	<0.21	<0.24		<2.4	<0.29	<2.6	<0.95	<0.30
MW-58D	25.87	2115.07	05/30/06	06/14/2006	Unfiltered			<1.9	<0.21	<0.24		<2.4	<0.29	3.8 BJakq	<0.95	<0.30
MW-59A	86.50	2090.45	10/29/92	08/24/1992	Unfiltered											
MW-59A	86.50	2090.45	10/29/92	08/28/1992	Unfiltered											
MW-59A	86.50	2090.45	10/29/92	09/18/1992	Unfiltered											
MW-59A	NA	NA	NA	03/10/1993	Unfiltered											
MW-59A	54.40	2122.55	04/11/94	04/15/1994	Unfiltered											
MW-59A	61.02	2115.93	12/13/94	12/15/1994	Unfiltered									<2		
MW-59A	43.24	2133.71	06/16/95	06/21/1995	Unfiltered									<2		
MW-59A	78.24	2098.71	05/20/02	05/23/2002	Unfiltered		<0.26		<0.23	<0.19		<0.15	<0.30	6 Bk	<0.090	<0.28
MW-59A	74.31	2105.83	05/14/08	06/06/2008	Unfiltered			<5				<5	<1	1.3 BJakq		
MW-59A	81.45	2098.686	05/13/2010	06/10/2010	Unfiltered	0.15		<1.2			0.42	<0.95	<0.29	<0.15		
MW-59B	83.02	2094.16	10/29/92	09/03/1992	Unfiltered											
MW-59B	83.02	2094.16	10/29/92	09/18/1992	Unfiltered											
MW-59B	NA	NA	NA	03/10/1993	Unfiltered											
MW-59B	49.20	2127.98	04/11/94	04/19/1994	Unfiltered											
MW-59B	36.10	2141.08	06/16/95	06/23/1995	Unfiltered									44		
MW-59B	47.15	2130.03	12/13/95	12/15/1995	Unfiltered									<2.4		
MW-59B	55.70	2121.48	10/21/96	10/28/1996	Unfiltered									<2		
MW-59B	59.28	2117.90	04/14/97	04/22/1997	Unfiltered									<2		
MW-59B	61.92	2115.26	10/20/97	10/30/1997	Unfiltered									<2		
MW-59B	40.60	2136.58	04/21/98	05/04/1998	Unfiltered									<0.5		
MW-59B	46.50	2130.68	10/13/98	10/22/1998	Unfiltered									<0.5		
MW-59B	52.01	2125.17	04/05/99	04/12/1999	Unfiltered									<2		
MW-59B	57.10	2120.08	10/25/99	11/01/1999	Unfiltered									ND		
MW-59B	64.93	2112.25	12/04/00	12/12/2000	Unfiltered									<10		
MW-59B	70.37	2106.81	11/01/01	11/08/2001	Unfiltered									<10		

Consolidation Data Summary Table - Groundwater
Beaumont Site 1

	Water Level Data					Volatile Organics										
Sample Location	Depth to Water (feet below ground surface)	Groundwater Elevation (feet above mean sea level)	Elevation Date	Sample Date	Filter Status	Styrene -ug/L	Toluene -ug/L	1,1,1,2-Tetrachloroethane -ug/L	1,1,1-Trichloroethane -ug/L	1,1,2-Trichloroethane -ug/L	1,2,3-Trichlorobenzene -ug/L	1,2,4-Trichlorobenzene -ug/L	Trichloroethene -ug/L	1,2,3-Trichloropropane -ug/L	Trichlorofluoromethane -ug/L	1,1,2-Trichloro-1,2,2-Trifluoroethane -ug/L
MW-58D	44.42	2096.52	06/17/04	07/06/2004	Unfiltered	<0.14	<0.35	<0.45	1.1	<0.42	<0.40	<0.28	62	<0.81	<0.27	<0.70
MW-58D	16.45	2124.49	06/01/05	06/28/2005	Unfiltered	<0.29	<0.35	<0.37	1.2	<0.54	<0.39	<0.35	70	<2.3	<0.36	<0.54
MW-58D	25.87	2115.07	05/30/06	06/14/2006	Unfiltered	<0.29	<0.35	<0.37	<0.32	<0.54	<0.39	<0.35	37	<2.3	<0.36	<0.54
MW-59A	86.50	2090.45	10/29/92	08/24/1992	Unfiltered				<20				200			
MW-59A	86.50	2090.45	10/29/92	08/28/1992	Unfiltered				<4				37			
MW-59A	86.50	2090.45	10/29/92	09/18/1992	Unfiltered				<1				4.8			
MW-59A	NA	NA	NA	03/10/1993	Unfiltered				<3				5.4			
MW-59A	54.40	2122.55	04/11/94	04/15/1994	Unfiltered								41.8			
MW-59A	61.02	2115.93	12/13/94	12/15/1994	Unfiltered				<1	<0.5			6.8		<5	
MW-59A	43.24	2133.71	06/16/95	06/21/1995	Unfiltered				2	<0.5			17 E		<5	
MW-59A	78.24	2098.71	05/20/02	05/23/2002	Unfiltered	<0.12	<0.16	<0.27	<0.33	<0.34	<0.30	<0.37	0.9 Jq	<0.46	<0.22	
MW-59A	74.31	2105.83	05/14/08	06/06/2008	Unfiltered	<1	<1		<1	<1			5.1			
MW-59A	81.45	2098.686	05/13/2010	06/10/2010	Unfiltered	<0.22	<0.22		<0.12	<0.31			13	<0.29	<0.16	
MW-59B	83.02	2094.16	10/29/92	09/03/1992	Unfiltered				32				420			
MW-59B	83.02	2094.16	10/29/92	09/18/1992	Unfiltered				<40				240			
MW-59B	NA	NA	NA	03/10/1993	Unfiltered				55.5				98.9			
MW-59B	49.20	2127.98	04/11/94	04/19/1994	Unfiltered				79							
MW-59B	36.10	2141.08	06/16/95	06/23/1995	Unfiltered				27	3.1			450		<5	
MW-59B	47.15	2130.03	12/13/95	12/15/1995	Unfiltered				25	3.5			95		<1	
MW-59B	55.70	2121.48	10/21/96	10/28/1996	Unfiltered				16.6	<0.5			478		<0.5	
MW-59B	59.28	2117.90	04/14/97	04/22/1997	Unfiltered				11.7	<0.5			320		<0.5	
MW-59B	61.92	2115.26	10/20/97	10/30/1997	Unfiltered				11.2	1.7			298		<0.5	
MW-59B	40.60	2136.58	04/21/98	05/04/1998	Unfiltered				11.8	4.2			195		<0.5	
MW-59B	46.50	2130.68	10/13/98	10/22/1998	Unfiltered				16.5	5.6			424		<0.5	
MW-59B	52.01	2125.17	04/05/99	04/12/1999	Unfiltered				9	1.9			160		<2	
MW-59B	57.10	2120.08	10/25/99	11/01/1999	Unfiltered				4	1.8			130		ND	
MW-59B	64.93	2112.25	12/04/00	12/12/2000	Unfiltered				4.7	2.7			290		<5	<10
MW-59B	70.37	2106.81	11/01/01	11/08/2001	Unfiltered				2.6	<2.5			240		<5	<10

Consolidation Data Summary Table - Groundwater
Beaumont Site 1

	Water Level Data					Volatile Organics							
Sample Location	Depth to Water (feet below ground surface)	Groundwater Elevation (feet above mean sea level)	Elevation Date	Sample Date	Filter Status	1,2,4-Trimethylbenzene -ug/L	1,3,5-Trimethylbenzene -ug/L	1,1,2,2-Tetrachloroethane -ug/L	Tetrachloroethene (PCE) -ug/L	Vinyl Acetate -ug/L	Vinyl Chloride -ug/L	m,p-Xylenes -ug/L	o-Xylene -ug/L
MW-58D	44.42	2096.52	06/17/04	07/06/2004	Unfiltered	<0.22	<0.11	<0.19	<0.20	<3.6	<0.35	<0.17	<0.16
MW-58D	16.45	2124.49	06/01/05	06/28/2005	Unfiltered	<0.26	<0.19	<0.37	<0.29	<3.2	<0.33	<0.38	<0.21
MW-58D	25.87	2115.07	05/30/06	06/14/2006	Unfiltered	<0.26	<0.19	<0.37	<0.29	<3.2	<0.33	<0.38	<0.21
MW-59A	86.50	2090.45	10/29/92	08/24/1992	Unfiltered				<60				
MW-59A	86.50	2090.45	10/29/92	08/28/1992	Unfiltered				<12				
MW-59A	86.50	2090.45	10/29/92	09/18/1992	Unfiltered				<3				
MW-59A	NA	NA	NA	03/10/1993	Unfiltered				<1				
MW-59A	54.40	2122.55	04/11/94	04/15/1994	Unfiltered								
MW-59A	61.02	2115.93	12/13/94	12/15/1994	Unfiltered			<1	<0.5		<0.5		
MW-59A	43.24	2133.71	06/16/95	06/21/1995	Unfiltered			<1	<0.5		<0.5		
MW-59A	78.24	2098.71	05/20/02	05/23/2002	Unfiltered	<0.20	<0.15	<0.22	0.9 Jq		<0.44	<0.31	<0.088
MW-59A	74.31	2105.83	05/14/08	06/06/2008	Unfiltered			<1	<1		<1	<2	<1
MW-59A	81.45	2098.686	05/13/2010	06/10/2010	Unfiltered			<0.29	<0.17	<0.48	<0.13	<0.36	<0.41
MW-59B	83.02	2094.16	10/29/92	09/03/1992	Unfiltered				<60				
MW-59B	83.02	2094.16	10/29/92	09/18/1992	Unfiltered				<120				
MW-59B	NA	NA	NA	03/10/1993	Unfiltered				<10				
MW-59B	49.20	2127.98	04/11/94	04/19/1994	Unfiltered								
MW-59B	36.10	2141.08	06/16/95	06/23/1995	Unfiltered			<1	1.9		<0.5		
MW-59B	47.15	2130.03	12/13/95	12/15/1995	Unfiltered			<1	2.1		<0.5		
MW-59B	55.70	2121.48	10/21/96	10/28/1996	Unfiltered			<0.5	<0.5		<0.5		
MW-59B	59.28	2117.90	04/14/97	04/22/1997	Unfiltered			<0.5	<0.5		<0.5		
MW-59B	61.92	2115.26	10/20/97	10/30/1997	Unfiltered			<0.5	<0.5		<0.5		
MW-59B	40.60	2136.58	04/21/98	05/04/1998	Unfiltered			<0.5	3.4		<0.5		
MW-59B	46.50	2130.68	10/13/98	10/22/1998	Unfiltered			<0.5	2.3		<0.5		
MW-59B	52.01	2125.17	04/05/99	04/12/1999	Unfiltered			<0.5	0.9		<0.5		
MW-59B	57.10	2120.08	10/25/99	11/01/1999	Unfiltered			ND	ND		ND		
MW-59B	64.93	2112.25	12/04/00	12/12/2000	Unfiltered			<2.5	<2.5		<2.5		
MW-59B	70.37	2106.81	11/01/01	11/08/2001	Unfiltered			<2.5	<2.5		<2.5		

Consolidation Data Summary Table - Groundwater
Beaumont Site 1

	Water Level Data					Volatile Organics										
Sample Location	Depth to Water (feet below ground surface)	Groundwater Elevation (feet above mean sea level)	Elevation Date	Sample Date	Filter Status	1,4-Dioxane -ug/L	N-Nitrosodimethylamine -ng/L	Acetone -ug/L	Bromodichloromethane -ug/L	2-Butanone -ug/L	Bromobenzene -ug/L	Bromochloromethane -ug/L	Bromomethane -ug/L	Bromoform -ug/L	n-Butylbenzene -ug/L	sec-Butylbenzene -ug/L
MW-59B	73.65	2103.53	05/20/02	05/28/2002	Unfiltered											
MW-59B	73.65	2103.53	05/20/02	05/30/2002	Unfiltered	60										
MW-59B	67.8	2112.591	05/31/07	06/22/2007	Unfiltered	37		<5	<0.2	<5			<0.2	<0.3		
MW-59B	70.13	2110.26	05/14/08	06/11/2008	Unfiltered	31		<5	<1	<5			<1	<1		
MW-59B	74.05	2106.34	05/07/09	06/09/2009	Unfiltered	48		<9.1	<0.33	<6.9	<0.33	<0.69	<4.3	<0.55	<0.28	<0.20
MW-59B	76.37	2104.021	05/13/2010	06/10/2010	Unfiltered	51		<5.0	<0.11	<1.2			<0.48	<0.13		
MW-59C	84.82	2091.89	10/29/92	09/16/1992	Unfiltered											
MW-59C	84.82	2091.89	10/29/92	09/22/1992	Unfiltered											
MW-59C	NA	NA	NA	02/25/1993	Unfiltered											
MW-59C	51.18	2125.53	04/11/94	04/19/1994	Unfiltered											
MW-59C	57.68	2119.03	12/13/94	12/15/1994	Unfiltered				<1				<5	<2		
MW-59C	38.76	2137.95	06/16/95	06/21/1995	Unfiltered				<1				<5	<2		
MW-59C	79.73	2100.20	07/14/03	07/28/2003	Unfiltered	22		<3.6	<0.33	<1.7	<0.26	<0.37	<0.90	<0.87	<0.34	<0.11
MW-59C	82.93	2097.00	06/17/04	07/14/2004	Unfiltered	23		<3.6	<0.33	<1.7	<0.26	<0.37	<0.90	<0.87	<0.34	<0.11
MW-59C	63.42	2116.509	06/01/06	07/10/2006	Unfiltered	21		7.2 Jq	<0.27	<4.2	<0.47	<0.68	<2.9	<0.62	<0.29	<0.21
MW-59D	83.15	2094.17	10/29/92	09/16/1992	Unfiltered											
MW-59D	NA	NA	NA	03/17/1993	Unfiltered											
MW-59D	50.09	2127.23	04/11/94	04/19/1994	Unfiltered											
MW-59D	37.86	2139.46	06/16/95	06/24/1995	Unfiltered				<1				<5	<2		
MW-59D	79.05	2101.48	07/14/03	07/29/2003	Unfiltered	44		<3.6	<0.33	<1.7	<0.26	<0.37	<0.90	<0.87	<0.34	<0.11
MW-59D	82.80	2097.73	06/17/04	07/14/2004	Unfiltered	45		<3.6	<0.33	<1.7	<0.26	<0.37	<0.90	<0.87	<0.34	<0.11
MW-59D	84.68	2095.85	12/13/04	12/16/2004	Unfiltered	31		<12	<0.55	<8.4	<0.94	<1.4	<5.9	<1.2	<0.58	<0.42
MW-59D	55.03	2125.50	06/01/05	07/06/2005	Unfiltered	45		<31	<1.4	<21	<2.3	<3.4	<15	<3.1	<1.5	<1.0
MW-59D	60.14	2120.39	11/28/05	12/14/2005	Unfiltered	74		<6.1	<0.27	<4.2	<0.47	<0.68	<2.9	<0.62	<0.29	<0.21
MW-59D	63.45	2117.077	06/01/06	07/12/2006	Unfiltered	60	<0.48	<31	<1.4	<21	<2.3	<3.4	<15	<3.1	<1.5	<1.0
MW-59D	66.74	2113.787	12/01/06	12/07/2006	Unfiltered	38		<5 UJe	<0.2 UJe	<5 UJe			<0.2 UJe	<0.3 UJe		
MW-59D	69.84	2110.687	05/31/07	06/22/2007	Unfiltered	33		<5	<0.2	<5			<0.2	<0.3		
MW-59D	72.27	2108.26	11/14/07	11/14/2007	Unfiltered	43		<5	<0.2	<5			<0.2	<0.3		

Consolidation Data Summary Table - Groundwater
Beaumont Site 1

	Water Level Data					Volatile Organics									
Sample Location	Depth to Water (feet below ground surface)	Groundwater Elevation (feet above mean sea level)	Elevation Date	Sample Date	Filter Status	tert-Butylbenzene -ug/L	Benzene -ug/L	Carbon Disulfide -ug/L	Chlorobenzene -ug/L	2-Chlorotoluene -ug/L	4-Chlorotoluene -ug/L	Chloroethane -ug/L	Chloromethane -ug/L	Carbon Tetrachloride -ug/L	Chloroform -ug/L
MW-59B	73.65	2103.53	05/20/02	05/28/2002	Unfiltered									<2	<4
MW-59B	73.65	2103.53	05/20/02	05/30/2002	Unfiltered										
MW-59B	67.8	2112.591	05/31/07	06/22/2007	Unfiltered		<0.2	<0.2	<0.2			<0.2	<0.2	0.24 Jq	1.5
MW-59B	70.13	2110.26	05/14/08	06/11/2008	Unfiltered		<1	<1	<1			<1	<1	<1	1.9 Jq
MW-59B	74.05	2106.34	05/07/09	06/09/2009	Unfiltered	<0.28	<0.28	<1.9	<0.22	<0.55	<0.21	<1.3	<0.49	<0.43	2.1
MW-59B	76.37	2104.021	05/13/2010	06/10/2010	Unfiltered		0.21 Jq	<0.36	<0.23			<0.35	<0.36	0.50	2.7
MW-59C	84.82	2091.89	10/29/92	09/16/1992	Unfiltered										
MW-59C	84.82	2091.89	10/29/92	09/22/1992	Unfiltered										
MW-59C	NA	NA	NA	02/25/1993	Unfiltered										
MW-59C	51.18	2125.53	04/11/94	04/19/1994	Unfiltered										
MW-59C	57.68	2119.03	12/13/94	12/15/1994	Unfiltered				<2			<2	<2	<0.5	<1
MW-59C	38.76	2137.95	06/16/95	06/21/1995	Unfiltered				<2			<2	<2	<0.5	<1
MW-59C	79.73	2100.20	07/14/03	07/28/2003	Unfiltered	<0.23	<0.29	<0.28	<0.19	<0.67	<0.16	<0.46	<0.43	<0.40	1.0
MW-59C	82.93	2097.00	06/17/04	07/14/2004	Unfiltered	<0.23	<0.29	<0.28	<0.19	<0.67	<0.16	<0.46	<0.43	<0.40	1.2
MW-59C	63.42	2116.509	06/01/06	07/10/2006	Unfiltered	<0.17	<0.26	<1.0	<0.36	<0.24	<0.30	<0.52	<1.8	<0.42	1.7
MW-59D	83.15	2094.17	10/29/92	09/16/1992	Unfiltered										
MW-59D	NA	NA	NA	03/17/1993	Unfiltered										
MW-59D	50.09	2127.23	04/11/94	04/19/1994	Unfiltered										
MW-59D	37.86	2139.46	06/16/95	06/24/1995	Unfiltered				<2			<2	<2	2.2	4.2
MW-59D	79.05	2101.48	07/14/03	07/29/2003	Unfiltered	<0.23	<0.29	<0.28	<0.19	<0.67	<0.16	<0.46	<0.43	1.2	3.5
MW-59D	82.80	2097.73	06/17/04	07/14/2004	Unfiltered	<0.23	<0.29	<0.28	<0.19	<0.67	<0.16	<0.46	<0.43	0.53	2.3
MW-59D	84.68	2095.85	12/13/04	12/16/2004	Unfiltered	<0.35	<0.51	<2.1	<0.72	<0.49	<0.60	<1.0	<3.6	<0.83	3.1
MW-59D	55.03	2125.50	06/01/05	07/06/2005	Unfiltered	<0.87	<1.3	<5.2	<1.8	<1.2	<1.5	<2.6	<8.9	<2.1	<1.1
MW-59D	60.14	2120.39	11/28/05	12/14/2005	Unfiltered	<0.17	<0.26	<1.0	<0.36	<0.24	<0.30	<0.52	<1.8	1.1	3.8
MW-59D	63.45	2117.077	06/01/06	07/12/2006	Unfiltered	<0.87	<1.3	<5.2	<1.8	<1.2	<1.5	<2.6	<8.9	<2.1	2.8 Jq
MW-59D	66.74	2113.787	12/01/06	12/07/2006	Unfiltered		0.27 Jeq	<0.2 UJe	<0.2 UJe			<0.2 UJe	<0.2 UJe	0.47 Jeq	2.4 Je
MW-59D	69.84	2110.687	05/31/07	06/22/2007	Unfiltered		0.31 Jq	<0.2	<0.2			<0.2	<0.2	0.62 Jq	2.6
MW-59D	72.27	2108.26	11/14/07	11/14/2007	Unfiltered		0.31 Jq	<0.2	<0.2			<0.2	<0.2	0.88 Jq	3.1

Consolidation Data Summary Table - Groundwater
Beaumont Site 1

	Water Level Data					Volatile Organics									
Sample Location	Depth to Water (feet below ground surface)	Groundwater Elevation (feet above mean sea level)	Elevation Date	Sample Date	Filter Status	Dibromochloromethane -ug/L	1,2-Dibromo-3-Chloropropane -ug/L	Dibromomethane -ug/L	1,1-Dichloroethane -ug/L	1,2-Dichloroethane -ug/L	1,2-Dichlorobenzene -ug/L	1,3-Dichlorobenzene -ug/L	1,4-Dichlorobenzene -ug/L	1,1-Dichloroethene -ug/L	cis-1,2-Dichloroethene -ug/L
MW-59B	73.65	2103.53	05/20/02	05/28/2002	Unfiltered				16	26				330	<4
MW-59B	73.65	2103.53	05/20/02	05/30/2002	Unfiltered										
MW-59B	67.8	2112.591	05/31/07	06/22/2007	Unfiltered	<0.2			6.7	12				150	0.91 Jq
MW-59B	70.13	2110.26	05/14/08	06/11/2008	Unfiltered	<1			9.1	15				150	1.1 Jq
MW-59B	74.05	2106.34	05/07/09	06/09/2009	Unfiltered	<0.48	<3.1	<0.59	9.1	14	<0.27	<0.28	<0.21	170	1.3
MW-59B	76.37	2104.021	05/13/2010	06/10/2010	Unfiltered	<0.37			11	17	<0.20	<0.15	<0.072	260	1.4
MW-59C	84.82	2091.89	10/29/92	09/16/1992	Unfiltered					<1.6				<3	
MW-59C	84.82	2091.89	10/29/92	09/22/1992	Unfiltered					<1.6				<3	
MW-59C	NA	NA	NA	02/25/1993	Unfiltered					1.78				<302.9	
MW-59C	51.18	2125.53	04/11/94	04/19/1994	Unfiltered					48.6				69.6	
MW-59C	57.68	2119.03	12/13/94	12/15/1994	Unfiltered	<1			2.4	4.9 E	<3	<2	<2	44	<1
MW-59C	38.76	2137.95	06/16/95	06/21/1995	Unfiltered	<1			2.7	5 E	<3	<2	<2	52	<1
MW-59C	79.73	2100.20	07/14/03	07/28/2003	Unfiltered	<0.29	<2.6	<0.46	8.5	13	<0.29	<0.27	<0.28	190	<0.56
MW-59C	82.93	2097.00	06/17/04	07/14/2004	Unfiltered	<0.29	<2.6	<0.46	7.5	11	<0.29	<0.27	<0.28	150	<0.56
MW-59C	63.42	2116.509	06/01/06	07/10/2006	Unfiltered	<0.45	<2.5	<0.42	9.8	13	<0.24	<0.38	<0.30	200	1.1
MW-59D	83.15	2094.17	10/29/92	09/16/1992	Unfiltered					<16				340	
MW-59D	NA	NA	NA	03/17/1993	Unfiltered					<10.8				675	
MW-59D	50.09	2127.23	04/11/94	04/19/1994	Unfiltered					314				324	
MW-59D	37.86	2139.46	06/16/95	06/24/1995	Unfiltered	<1			21	40	<3	<2	<2	580	3
MW-59D	79.05	2101.48	07/14/03	07/29/2003	Unfiltered	<0.29	<2.6	<0.46	16	25	<0.29	<0.27	<0.28	370	2.2
MW-59D	82.80	2097.73	06/17/04	07/14/2004	Unfiltered	<0.29	<2.6	<0.46	13	17	<0.29	<0.27	<0.28	200	1.6
MW-59D	84.68	2095.85	12/13/04	12/16/2004	Unfiltered	<0.90	<5.0	<0.84	15	19	<0.47	<0.77	<0.60	320	<0.70
MW-59D	55.03	2125.50	06/01/05	07/06/2005	Unfiltered	<2.3	<12	<2.1	16	24	<1.2	<1.9	<1.5	390	<1.7
MW-59D	60.14	2120.39	11/28/05	12/14/2005	Unfiltered	<0.45	<2.5	<0.42	16	29	<0.24	<0.38	<0.30	360	2.7
MW-59D	63.45	2117.077	06/01/06	07/12/2006	Unfiltered	<2.3	<12	<2.1	13	23	<1.2	<1.9	<1.5	250	2.3 Jq
MW-59D	66.74	2113.787	12/01/06	12/07/2006	Unfiltered	<0.2 UJe			15 Je	17 Je				310 Je	1.5 Je
MW-59D	69.84	2110.687	05/31/07	06/22/2007	Unfiltered	<0.2			14	24				340	1.7
MW-59D	72.27	2108.26	11/14/07	11/14/2007	Unfiltered	<0.2			16	26				460	2

Consolidation Data Summary Table - Groundwater
Beaumont Site 1

	Water Level Data					Volatile Organics										
Sample Location	Depth to Water (feet below ground surface)	Groundwater Elevation (feet above mean sea level)	Elevation Date	Sample Date	Filter Status	trans-1,2-Dichloroethene -ug/L	1,1-Dichloropropene -ug/L	cis-1,3-Dichloropropene -ug/L	trans-1,3-Dichloropropene -ug/L	1,2-Dichloropropane -ug/L	1,3-Dichloropropane -ug/L	2,2-Dichloropropane -ug/L	1,2-Dibromoethane -ug/L	Dichlorodifluoromethane -ug/L	Ethylbenzene -ug/L	Ethene -ug/L
MW-59B	73.65	2103.53	05/20/02	05/28/2002	Unfiltered	<4										
MW-59B	73.65	2103.53	05/20/02	05/30/2002	Unfiltered											
MW-59B	67.8	2112.591	05/31/07	06/22/2007	Unfiltered	<0.2		<0.2	<0.2	<0.2					<0.2	
MW-59B	70.13	2110.26	05/14/08	06/11/2008	Unfiltered	<1		<1	<1	<1					<1	
MW-59B	74.05	2106.34	05/07/09	06/09/2009	Unfiltered	<0.40	<0.26	<0.28	<0.36	<0.38	<0.38	<0.46	<0.47	<0.49	<0.22	
MW-59B	76.37	2104.021	05/13/2010	06/10/2010	Unfiltered	0.22 Jq		<0.30	<0.24	<0.19					<0.26	0.04 Jq
MW-59C	84.82	2091.89	10/29/92	09/16/1992	Unfiltered											
MW-59C	84.82	2091.89	10/29/92	09/22/1992	Unfiltered											
MW-59C	NA	NA	NA	02/25/1993	Unfiltered											
MW-59C	51.18	2125.53	04/11/94	04/19/1994	Unfiltered											
MW-59C	57.68	2119.03	12/13/94	12/15/1994	Unfiltered	<1		<0.5	<0.5	<1				<5		
MW-59C	38.76	2137.95	06/16/95	06/21/1995	Unfiltered	<1		<0.5	<0.5	<1				<5		
MW-59C	79.73	2100.20	07/14/03	07/28/2003	Unfiltered	<0.60	<0.55	<0.44	<0.30	<0.40	<0.35	<0.39	<0.51	<0.47	<0.19	
MW-59C	82.93	2097.00	06/17/04	07/14/2004	Unfiltered	<0.60	<0.55	<0.44	<0.30	<0.40	<0.35	<0.39	<0.51	<0.47	<0.19	
MW-59C	63.42	2116.509	06/01/06	07/10/2006	Unfiltered	<0.29	<0.21	<0.45	<0.31	<0.28	<0.30	<0.40	<0.81	<0.27	<0.17	
MW-59D	83.15	2094.17	10/29/92	09/16/1992	Unfiltered											
MW-59D	NA	NA	NA	03/17/1993	Unfiltered											
MW-59D	50.09	2127.23	04/11/94	04/19/1994	Unfiltered											
MW-59D	37.86	2139.46	06/16/95	06/24/1995	Unfiltered	<1.1		<0.5	<0.5	<1				<5		
MW-59D	79.05	2101.48	07/14/03	07/29/2003	Unfiltered	<0.60	<0.55	<0.44	<0.30	<0.40	<0.35	<0.39	<0.51	<0.47	<0.19	
MW-59D	82.80	2097.73	06/17/04	07/14/2004	Unfiltered	<0.60	<0.55	<0.44	<0.30	<0.40	<0.35	<0.39	<0.51	<0.47	<0.19	
MW-59D	84.68	2095.85	12/13/04	12/16/2004	Unfiltered	<0.58	<0.43	<0.90	<0.61	<0.57	<0.61	<0.80	<1.6	<0.54	<0.35	
MW-59D	55.03	2125.50	06/01/05	07/06/2005	Unfiltered	<1.5	<1.1	<2.3	<1.5	<1.4	<1.5	<2.0	<4.0	<1.3	<0.87	
MW-59D	60.14	2120.39	11/28/05	12/14/2005	Unfiltered	<0.29	<0.21	<0.45	<0.31	<0.28	<0.30	<0.40	<0.81	<0.27	<0.17	
MW-59D	63.45	2117.077	06/01/06	07/12/2006	Unfiltered	<1.5	<1.1	<2.3	<1.5	<1.4	<1.5	<2.0	<4.0	<1.3	<0.87	
MW-59D	66.74	2113.787	12/01/06	12/07/2006	Unfiltered	0.33 Jeq		<0.2 UJe	<0.2 UJe	<0.2 UJe					<0.2 UJe	
MW-59D	69.84	2110.687	05/31/07	06/22/2007	Unfiltered	0.31 Jq		<0.2	<0.2	<0.2					<0.2	
MW-59D	72.27	2108.26	11/14/07	11/14/2007	Unfiltered	0.5 Jq		<0.2	<0.2	<0.2					<0.2	

Consolidation Data Summary Table - Groundwater
Beaumont Site 1

	Water Level Data					Volatile Organics										
Sample Location	Depth to Water (feet below ground surface)	Groundwater Elevation (feet above mean sea level)	Elevation Date	Sample Date	Filter Status	Ethane -ug/L	Hexachlorobutadiene -ug/L	2-Hexanone -ug/L	p-Isopropyltoluene -ug/L	Isopropylbenzene -ug/L	Methane -ug/L	4-Methyl-2-Pentanone -ug/L	Methyl tert-butyl ether (MTBE) -ug/L	Methylene Chloride -ug/L	Naphthalene -ug/L	n-Propylbenzene -ug/L
MW-59B	73.65	2103.53	05/20/02	05/28/2002	Unfiltered									<2		
MW-59B	73.65	2103.53	05/20/02	05/30/2002	Unfiltered											
MW-59B	67.8	2112.591	05/31/07	06/22/2007	Unfiltered			<5				<5	0.57 Jq	<0.5		
MW-59B	70.13	2110.26	05/14/08	06/11/2008	Unfiltered			<5				<5	<1	1.2 BJakq		
MW-59B	74.05	2106.34	05/07/09	06/09/2009	Unfiltered			<6.9	<0.26	<0.23		<4.4	0.53 Jq	<2.6	<2.5	<0.79
MW-59B	76.37	2104.021	05/13/2010	06/10/2010	Unfiltered	0.14		<1.2			0.25	<0.95	0.38 Jq	<0.15		
MW-59C	84.82	2091.89	10/29/92	09/16/1992	Unfiltered											
MW-59C	84.82	2091.89	10/29/92	09/22/1992	Unfiltered											
MW-59C	NA	NA	NA	02/25/1993	Unfiltered											
MW-59C	51.18	2125.53	04/11/94	04/19/1994	Unfiltered											
MW-59C	57.68	2119.03	12/13/94	12/15/1994	Unfiltered									<2		
MW-59C	38.76	2137.95	06/16/95	06/21/1995	Unfiltered									<2		
MW-59C	79.73	2100.20	07/14/03	07/28/2003	Unfiltered			<2.5	<0.17	<0.17		<2.6	<0.28	<1.7	<0.56	<0.24
MW-59C	82.93	2097.00	06/17/04	07/14/2004	Unfiltered			<2.5	<0.17	<0.17		<2.6	<0.28	<1.7	<0.56	<0.24
MW-59C	63.42	2116.509	06/01/06	07/10/2006	Unfiltered			<1.9	<0.21	<0.24		<2.4	<0.29	<2.6	<0.95	<0.30
MW-59D	83.15	2094.17	10/29/92	09/16/1992	Unfiltered											
MW-59D	NA	NA	NA	03/17/1993	Unfiltered											
MW-59D	50.09	2127.23	04/11/94	04/19/1994	Unfiltered											
MW-59D	37.86	2139.46	06/16/95	06/24/1995	Unfiltered									3.4		
MW-59D	79.05	2101.48	07/14/03	07/29/2003	Unfiltered			<2.5	<0.17	<0.17		<2.6	<0.28	<1.7	<0.56	<0.24
MW-59D	82.80	2097.73	06/17/04	07/14/2004	Unfiltered			<2.5	<0.17	<0.17		<2.6	<0.28	<1.7	<0.56	<0.24
MW-59D	84.68	2095.85	12/13/04	12/16/2004	Unfiltered			<3.7	<0.42	<0.49		<4.7	<0.59	<5.3	<1.9	<0.59
MW-59D	55.03	2125.50	06/01/05	07/06/2005	Unfiltered			<9.3	<1.0	<1.2		<12	<1.5	<13	<4.8	<1.5
MW-59D	60.14	2120.39	11/28/05	12/14/2005	Unfiltered			<1.9	<0.21	<0.24		<2.4	0.30 Jq	<2.6	<0.95	<0.30
MW-59D	63.45	2117.077	06/01/06	07/12/2006	Unfiltered			<9.3	<1.0	<1.2		<12	<1.5	41 BJakq	<4.8	<1.5
MW-59D	66.74	2113.787	12/01/06	12/07/2006	Unfiltered			<5 UJe				<5 UJe	<0.2 UJe	<0.5 UJe		
MW-59D	69.84	2110.687	05/31/07	06/22/2007	Unfiltered			<5				<5	0.21 Jq	<0.5		
MW-59D	72.27	2108.26	11/14/07	11/14/2007	Unfiltered			<5				<5	<0.2	<0.5		

Consolidation Data Summary Table - Groundwater
Beaumont Site 1

	Water Level Data					Volatile Organics										
Sample Location	Depth to Water (feet below ground surface)	Groundwater Elevation (feet above mean sea level)	Elevation Date	Sample Date	Filter Status	Styrene -ug/L	Toluene -ug/L	1,1,1,2-Tetrachloroethane -ug/L	1,1,1-Trichloroethane -ug/L	1,1,2-Trichloroethane -ug/L	1,2,3-Trichlorobenzene -ug/L	1,2,4-Trichlorobenzene -ug/L	Trichloroethene -ug/L	1,2,3-Trichloropropane -ug/L	Trichlorofluoromethane -ug/L	1,1,2-Trichloro-1,2,2-Trifluoroethane -ug/L
MW-59B	73.65	2103.53	05/20/02	05/28/2002	Unfiltered		<3.2		<4	<4			290			
MW-59B	73.65	2103.53	05/20/02	05/30/2002	Unfiltered											
MW-59B	67.8	2112.591	05/31/07	06/22/2007	Unfiltered	<0.2	<0.2		0.42 Jq	1.2			120			
MW-59B	70.13	2110.26	05/14/08	06/11/2008	Unfiltered	<1	<1		<1	1.4 Jq			120			
MW-59B	74.05	2106.34	05/07/09	06/09/2009	Unfiltered	<0.30	<0.33	<0.35	<0.45	1.3	<0.31	<0.49	110	<1.3	<0.31	<0.64
MW-59B	76.37	2104.021	05/13/2010	06/10/2010	Unfiltered	<0.22	<0.22		0.34 Jq	1.7			200	<0.29	<0.16	
MW-59C	84.82	2091.89	10/29/92	09/16/1992	Unfiltered				<1				<2			
MW-59C	84.82	2091.89	10/29/92	09/22/1992	Unfiltered				<1				<2			
MW-59C	NA	NA	NA	02/25/1993	Unfiltered				6.87				65.95			
MW-59C	51.18	2125.53	04/11/94	04/19/1994	Unfiltered				24.8							
MW-59C	57.68	2119.03	12/13/94	12/15/1994	Unfiltered				4.6	<0.5			41		<5	
MW-59C	38.76	2137.95	06/16/95	06/21/1995	Unfiltered				4.7	<0.5			43 E		<5	
MW-59C	79.73	2100.20	07/14/03	07/28/2003	Unfiltered	<0.14	<0.35	<0.45	<0.46	<0.42	<0.40	<0.28	140	<2.0	<0.27	
MW-59C	82.93	2097.00	06/17/04	07/14/2004	Unfiltered	<0.14	<0.35	<0.45	<0.46	<0.42	<0.40	<0.28	100 Jc	<0.81	<0.27	<0.70
MW-59C	63.42	2116.509	06/01/06	07/10/2006	Unfiltered	<0.29	<0.35	<0.37	<0.32	<0.54	<0.39	<0.35	180	<2.3	<0.36	<0.54
MW-59D	83.15	2094.17	10/29/92	09/16/1992	Unfiltered				<10				69			
MW-59D	NA	NA	NA	03/17/1993	Unfiltered				31.2				82.4			
MW-59D	50.09	2127.23	04/11/94	04/19/1994	Unfiltered				99							
MW-59D	37.86	2139.46	06/16/95	06/24/1995	Unfiltered				42	3			490		<5	
MW-59D	79.05	2101.48	07/14/03	07/29/2003	Unfiltered	<0.14	<0.35	<0.45	3.4	1.8	<0.40	<0.28	330	<2.0	<0.27	
MW-59D	82.80	2097.73	06/17/04	07/14/2004	Unfiltered	<0.14	<0.35	<0.45	1.6	1.3	<0.40	<0.28	170 Jc	<0.81	<0.27	<0.70
MW-59D	84.68	2095.85	12/13/04	12/16/2004	Unfiltered	<0.57	<0.69	<0.74	<0.64	<1.1	<0.78	<0.70	280	<4.5	<0.72	<1.1
MW-59D	55.03	2125.50	06/01/05	07/06/2005	Unfiltered	<1.4	<1.7	<1.9	<1.6	<2.7	<2.0	<1.7	300	<11	<1.8	<2.7
MW-59D	60.14	2120.39	11/28/05	12/14/2005	Unfiltered	<0.29	<0.35	<0.37	1.9	2.5	<0.39	<0.35	340	<2.3	<0.36	<0.54
MW-59D	63.45	2117.077	06/01/06	07/12/2006	Unfiltered	<1.4	<1.7	<1.9	<1.6	<2.7	<2.0	<1.7	120	<11	<1.8	<2.7
MW-59D	66.74	2113.787	12/01/06	12/07/2006	Unfiltered	<0.2 UJe	0.21 Jeq		0.74 Jeq	1.9 Je			140 Je			
MW-59D	69.84	2110.687	05/31/07	06/22/2007	Unfiltered	<0.2	<0.2		0.89 Jq	2.1			220			
MW-59D	72.27	2108.26	11/14/07	11/14/2007	Unfiltered	<0.2	<0.2		0.9 Jq	2.1			340			

Consolidation Data Summary Table - Groundwater
Beaumont Site 1

	Water Level Data						Volatile Organics							
Sample Location	Depth to Water (feet below ground surface)	Groundwater Elevation (feet above mean sea level)	Elevation Date	Sample Date	Filter Status	1,2,4-Trimethylbenzene -ug/L	1,3,5-Trimethylbenzene -ug/L	1,1,2,2-Tetrachloroethane -ug/L	Tetrachloroethene (PCE) -ug/L	Vinyl Acetate -ug/L	Vinyl Chloride -ug/L	m,p-Xylenes -ug/L	o-Xylene -ug/L
MW-59B	73.65	2103.53	05/20/02	05/28/2002	Unfiltered	<4			<4		<4		<2
MW-59B	73.65	2103.53	05/20/02	05/30/2002	Unfiltered								
MW-59B	67.8	2112.591	05/31/07	06/22/2007	Unfiltered			<0.2	<0.2		<0.2	<0.5	<2
MW-59B	70.13	2110.26	05/14/08	06/11/2008	Unfiltered			<1	<1		<1	<2	<1
MW-59B	74.05	2106.34	05/07/09	06/09/2009	Unfiltered	<0.24	<0.23	<0.44	<0.51	<7.1	<0.33	<0.45	<0.24
MW-59B	76.37	2104.021	05/13/2010	06/10/2010	Unfiltered			<0.29	0.34 Jq	<0.48	<0.13	<0.36	<0.41
MW-59C	84.82	2091.89	10/29/92	09/16/1992	Unfiltered				<3				
MW-59C	84.82	2091.89	10/29/92	09/22/1992	Unfiltered				<3				
MW-59C	NA	NA	NA	02/25/1993	Unfiltered				<3				
MW-59C	51.18	2125.53	04/11/94	04/19/1994	Unfiltered				27.2				
MW-59C	57.68	2119.03	12/13/94	12/15/1994	Unfiltered			<1	<0.5		<0.5		
MW-59C	38.76	2137.95	06/16/95	06/21/1995	Unfiltered			<1	<0.5		<0.5		
MW-59C	79.73	2100.20	07/14/03	07/28/2003	Unfiltered	<0.22	<0.11	<0.19	<0.20	<3.6	<0.35	<0.17	<0.16
MW-59C	82.93	2097.00	06/17/04	07/14/2004	Unfiltered	<0.22	<0.11	<0.19	<0.20	<3.6	<0.35	<0.17	<0.16
MW-59C	63.42	2116.509	06/01/06	07/10/2006	Unfiltered	<0.26	<0.19	<0.37	0.60 Jq	<3.2	<0.33	<0.38	<0.21
MW-59D	83.15	2094.17	10/29/92	09/16/1992	Unfiltered				<30				
MW-59D	NA	NA	NA	03/17/1993	Unfiltered				<10				
MW-59D	50.09	2127.23	04/11/94	04/19/1994	Unfiltered				31.4				
MW-59D	37.86	2139.46	06/16/95	06/24/1995	Unfiltered			<1	2		<0.5		
MW-59D	79.05	2101.48	07/14/03	07/29/2003	Unfiltered	<0.22	<0.11	<0.19	1.3	<3.6	<0.35	<0.17	<0.16
MW-59D	82.80	2097.73	06/17/04	07/14/2004	Unfiltered	<0.22	<0.11	<0.19	<0.20	<3.6	<0.35	<0.17	<0.16
MW-59D	84.68	2095.85	12/13/04	12/16/2004	Unfiltered	<0.51	<0.38	<0.73	<0.59	<6.4	<0.67	<0.76	<0.42
MW-59D	55.03	2125.50	06/01/05	07/06/2005	Unfiltered	<1.3	<0.94	<1.8	<1.5	<16	<1.7	<1.9	<1.0
MW-59D	60.14	2120.39	11/28/05	12/14/2005	Unfiltered	<0.26	<0.19	<0.37	1.5	<3.2	0.39 Jq	<0.38	<0.21
MW-59D	63.45	2117.077	06/01/06	07/12/2006	Unfiltered	<1.3	<0.94	<1.8	<1.5	<16	<1.7	<1.9	<1.0
MW-59D	66.74	2113.787	12/01/06	12/07/2006	Unfiltered			<0.2 UJe	0.24 Jeq		<0.2 UJe	<0.5 UJe	<0.2 UJe
MW-59D	69.84	2110.687	05/31/07	06/22/2007	Unfiltered			<0.2	0.21 Jq		<0.2	<0.5	<0.2
MW-59D	72.27	2108.26	11/14/07	11/14/2007	Unfiltered			<0.2	0.69 Jq		<0.2	<0.5	<0.2

Consolidation Data Summary Table - Groundwater
Beaumont Site 1

	Water Level Data					Volatile Organics										
Sample Location	Depth to Water (feet below ground surface)	Groundwater Elevation (feet above mean sea level)	Elevation Date	Sample Date	Filter Status	1,4-Dioxane -ug/L	N-Nitrosodimethylamine -ng/L	Acetone -ug/L	Bromodichloromethane -ug/L	2-Butanone -ug/L	Bromobenzene -ug/L	Bromochloromethane -ug/L	Bromomethane -ug/L	Bromoform -ug/L	n-Butylbenzene -ug/L	sec-Butylbenzene -ug/L
MW-59D	71.34	2109.19	05/14/08	06/11/2008	Unfiltered	42		<5	<1	<5			<1	<1		
MW-59D	73.85	2106.677	12/01/08	11/11/2008	Unfiltered	33		<5	<0.2	<5			<0.2	<0.3		
MW-59D	75.54	2104.99	05/07/09	06/09/2009	Unfiltered	52		<9.1	<0.33	<6.9	<0.33	<0.69	<4.3	<0.55	<0.28	<0.20
MW-59D	77.54	2102.99	11/06/2009	11/12/2009	Unfiltered	45		<5.0	<0.11	<1.2			<0.48	<0.13		
MW-59D	77.48	2103.047	05/13/2010	06/10/2010	Unfiltered	43		<5.0	<0.11	<1.2			<0.48	<0.13		
MW-60A	86.93	2092.42	10/29/92	09/01/1992	Unfiltered											
MW-60A	86.93	2092.42	10/29/92	09/17/1992	Unfiltered											
MW-60A	NA	NA	NA	02/24/1993	Unfiltered											
MW-60A	53.14	2126.21	04/11/94	04/14/1994	Unfiltered											
MW-60A	44.34	2135.01	06/16/95	06/20/1995	Unfiltered				<1				<5	<2		
MW-60A	51.80	2127.55	12/13/95	12/15/1995	Unfiltered				<1				<5	<2		
MW-60A	77.77	2101.58	05/20/02	05/24/2002	Unfiltered	35 Je		<9.5	<0.26	<2.8	<0.15	<0.49	<0.46	<0.23	<0.29	<0.29
MW-60A	85.28	2097.31	06/17/04	07/16/2004	Unfiltered	85		<3.6	<0.33	<1.7	<0.26	<0.37	<0.90	<0.87	<0.34	<0.11
MW-60A	87.04	2095.55	12/14/04	12/17/2004	Unfiltered	120		<12	<0.55	<8.4	<0.94	<1.4	<5.9	<1.2	<0.58	<0.42
MW-60A	60.83	2121.76	06/01/05	07/05/2005	Unfiltered	110		<6.1	<0.27	<4.2	<0.47	<0.68	<2.9	<0.62	<0.29	<0.21
MW-60A	63.01	2119.58	11/28/05	12/14/2005	Unfiltered	100		<6.1	<0.27	<4.2	<0.47	<0.68	<2.9	<0.62	<0.29	<0.21
MW-60A	65.76	2116.834	06/01/06	07/12/2006	Unfiltered	100	<0.48	<12	<0.55	<8.4	<0.94	<1.4	<5.9	<1.2	<0.58	<0.42
MW-60A	68.92	2113.674	12/01/06	12/07/2006	Unfiltered	100		<50	<2	<50			<2	<3		
MW-60A	74.28	2108.31	05/14/08	06/10/2008	Unfiltered	110		5.3 Jq	<1	<5			<1	<1		
MW-60A	76.51	2106.084	12/01/08	11/11/2008	Unfiltered	72		<5	<0.2	<5			<0.2	<0.3		
MW-60A	78.15	2104.44	05/08/09	06/09/2009	Unfiltered	140		<9.1	<0.33	<6.9	<0.33	<0.69	<4.3	<0.55	<0.28	<0.20
MW-60A	80.12	2102.47	11/06/2009	11/12/2009	Unfiltered	130		<5.0	<0.11	<1.2			<0.48	<0.13		
MW-60A	80.49	2102.104	05/13/2010	06/08/2010	Unfiltered	150		<5.0	<0.11	<1.2			<0.48	<0.13		
MW-60A	81.88	2100.71	12/20/2010	1/6/2011	Unfiltered	140		<5.0	<0.11	<1.2			<0.48	<0.50		
MW-60B	84.67	2094.85	10/29/92	09/17/1992	Unfiltered											
MW-60B	84.67	2094.85	10/29/92	09/22/1992	Unfiltered											
MW-60B	NA	NA	NA	02/17/1993	Unfiltered											
MW-60B	NA	NA	NA	02/23/1993	Unfiltered											

Consolidation Data Summary Table - Groundwater
Beaumont Site 1

	Water Level Data					Volatile Organics									
Sample Location	Depth to Water (feet below ground surface)	Groundwater Elevation (feet above mean sea level)	Elevation Date	Sample Date	Filter Status	tert-Butylbenzene -ug/L	Benzene -ug/L	Carbon Disulfide -ug/L	Chlorobenzene -ug/L	2-Chlorotoluene -ug/L	4-Chlorotoluene -ug/L	Chloroethane -ug/L	Chloromethane -ug/L	Carbon Tetrachloride -ug/L	Chloroform -ug/L
MW-59D	71.34	2109.19	05/14/08	06/11/2008	Unfiltered		<1	<1	<1			<1	<1	<1	3.5 Jq
MW-59D	73.85	2106.677	12/01/08	11/11/2008	Unfiltered		0.37 Jq	0.33 Jq	<0.2			<0.2	<0.2	0.91 Jq	2.8
MW-59D	75.54	2104.99	05/07/09	06/09/2009	Unfiltered	<0.28	0.40 Jq	<1.9	<0.22	<0.55	<0.21	<1.3	<0.49	0.92	3.7
MW-59D	77.54	2102.99	11/06/2009	11/12/2009	Unfiltered		0.31 Jq	<0.36	<0.23			<0.35	<0.36	1.1	3.2
MW-59D	77.48	2103.047	05/13/2010	06/10/2010	Unfiltered		<0.14	<0.36	<0.23			<0.35	<0.36	1.2	3.3
MW-60A	86.93	2092.42	10/29/92	09/01/1992	Unfiltered										
MW-60A	86.93	2092.42	10/29/92	09/17/1992	Unfiltered										
MW-60A	NA	NA	NA	02/24/1993	Unfiltered										
MW-60A	53.14	2126.21	04/11/94	04/14/1994	Unfiltered										
MW-60A	44.34	2135.01	06/16/95	06/20/1995	Unfiltered				<2			<2	<2	<0.5	<1
MW-60A	51.80	2127.55	12/13/95	12/15/1995	Unfiltered				<2			<2	<2	<0.5	<1
MW-60A	77.77	2101.58	05/20/02	05/24/2002	Unfiltered	<0.25	<0.18	<0.48	<0.16	<0.14	<0.22	<0.36	<0.19	<0.25	1 Jq
MW-60A	85.28	2097.31	06/17/04	07/16/2004	Unfiltered	<0.23	<0.29	<0.28	<0.19	<0.67	<0.16	<0.46	<0.43	<0.40	1.9
MW-60A	87.04	2095.55	12/14/04	12/17/2004	Unfiltered	<0.35	<0.51	<2.1	<0.72	<0.49	<0.60	<1.0	<3.6	<0.83	2.3
MW-60A	60.83	2121.76	06/01/05	07/05/2005	Unfiltered	<0.17	<0.26	<1.0	<0.36	<0.24	<0.30	<0.52	<1.8	<0.42	1.8
MW-60A	63.01	2119.58	11/28/05	12/14/2005	Unfiltered	<0.17	<0.26	<1.0	<0.36	<0.24	<0.30	<0.52	<1.8	0.44 Jq	1.8
MW-60A	65.76	2116.834	06/01/06	07/12/2006	Unfiltered	<0.35	<0.51	<2.1	<0.72	<0.49	<0.60	<1.0	<3.6	<0.83	1.7 Jq
MW-60A	68.92	2113.674	12/01/06	12/07/2006	Unfiltered		<2	<2	<2			<2	<2	0.24 Jeq	1.7 Je
MW-60A	74.28	2108.31	05/14/08	06/10/2008	Unfiltered		<1	<1	<1			<1	<1	<1	2.7 Jq
MW-60A	76.51	2106.084	12/01/08	11/11/2008	Unfiltered		0.27 Jq	0.25 Jq	<0.2			<0.2	0.2 Jq	0.38 Jq	2.2
MW-60A	78.15	2104.44	05/08/09	06/09/2009	Unfiltered	<0.28	<0.28	<1.9	<0.22	<0.55	<0.21	<1.3	<0.49	0.47 Jq	2.9
MW-60A	80.12	2102.47	11/06/2009	11/12/2009	Unfiltered		0.24 Jq	<0.36	<0.23			<0.35	<0.36	0.61	2.9
MW-60A	80.49	2102.104	05/13/2010	06/08/2010	Unfiltered		<0.14	<0.36	<0.23			<0.35	<0.36	0.56	2.9
MW-60A	81.88	2100.71	12/20/2010	1/6/2011	Unfiltered		0.26 Jq	<0.36	<0.23			<0.35	<0.36	0.48 Jq	2.6
MW-60B	84.67	2094.85	10/29/92	09/17/1992	Unfiltered										
MW-60B	84.67	2094.85	10/29/92	09/22/1992	Unfiltered										
MW-60B	NA	NA	NA	02/17/1993	Unfiltered										
MW-60B	NA	NA	NA	02/23/1993	Unfiltered										

Consolidation Data Summary Table - Groundwater
Beaumont Site 1

	Water Level Data					Volatile Organics									
Sample Location	Depth to Water (feet below ground surface)	Groundwater Elevation (feet above mean sea level)	Elevation Date	Sample Date	Filter Status	Dibromochloromethane -ug/L	1,2-Dibromo-3-Chloropropane -ug/L	Dibromomethane -ug/L	1,1-Dichloroethane -ug/L	1,2-Dichloroethane -ug/L	1,2-Dichlorobenzene -ug/L	1,3-Dichlorobenzene -ug/L	1,4-Dichlorobenzene -ug/L	1,1-Dichloroethene -ug/L	cis-1,2-Dichloroethene -ug/L
MW-59D	71.34	2109.19	05/14/08	06/11/2008	Unfiltered	<1			19	27				350	2.2 Jq
MW-59D	73.85	2106.677	12/01/08	11/11/2008	Unfiltered	<0.2			15	20				410	1.8
MW-59D	75.54	2104.99	05/07/09	06/09/2009	Unfiltered	<0.48	<3.1	<0.59	18	25	<0.27	<0.28	<0.21	500	2.7
MW-59D	77.54	2102.99	11/06/2009	11/12/2009	Unfiltered	<0.37			15	24	<0.20	<0.15	<0.072	860	1.9
MW-59D	77.48	2103.047	05/13/2010	06/10/2010	Unfiltered	<0.37			16	24	<0.20	<0.15	<0.072	460	1.9
MW-60A	86.93	2092.42	10/29/92	09/01/1992	Unfiltered					<1.6				130	
MW-60A	86.93	2092.42	10/29/92	09/17/1992	Unfiltered					<1.6				<3	
MW-60A	NA	NA	NA	02/24/1993	Unfiltered					<1.6				15.94	
MW-60A	53.14	2126.21	04/11/94	04/14/1994	Unfiltered					19.3				44.2	
MW-60A	44.34	2135.01	06/16/95	06/20/1995	Unfiltered	<1			<1.3	1.2	<3	<2	<2	85	<1
MW-60A	51.80	2127.55	12/13/95	12/15/1995	Unfiltered	<1			<1	0.7	<3	<2	<2	47	<1
MW-60A	77.77	2101.58	05/20/02	05/24/2002	Unfiltered	<0.21	<0.59	<0.20	2 Jq	2 Jq	<0.099	<0.30	<0.12	228	0.7 Jq
MW-60A	85.28	2097.31	06/17/04	07/16/2004	Unfiltered	<0.29	<2.6	<0.46	3.6	4.3	<0.29	<0.27	<0.28	320 Bk	1.5
MW-60A	87.04	2095.55	12/14/04	12/17/2004	Unfiltered	<0.90	<5.0	<0.84	4.5	6.6	<0.47	<0.77	<0.60	300	<0.70
MW-60A	60.83	2121.76	06/01/05	07/05/2005	Unfiltered	<0.45	<2.5	<0.42	3.4	4.7	<0.24	<0.38	<0.30	230	1.5
MW-60A	63.01	2119.58	11/28/05	12/14/2005	Unfiltered	<0.45	<2.5	<0.42	3.1	5.2	<0.24	<0.38	<0.30	290	1.4
MW-60A	65.76	2116.834	06/01/06	07/12/2006	Unfiltered	<0.90	<5.0	<0.84	3.6	6.0	<0.47	<0.77	<0.60	170	1.4 Jq
MW-60A	68.92	2113.674	12/01/06	12/07/2006	Unfiltered	<2			4.5 Je	5.4 Je				270	1.3 Je
MW-60A	74.28	2108.31	05/14/08	06/10/2008	Unfiltered	<1			5.6	9				420	2.2 Jq
MW-60A	76.51	2106.084	12/01/08	11/11/2008	Unfiltered	<0.2			4.8	7				330	2
MW-60A	78.15	2104.44	05/08/09	06/09/2009	Unfiltered	<0.48	<3.1	<0.59	5.8	8.2	<0.27	<0.28	<0.21	570	2.5
MW-60A	80.12	2102.47	11/06/2009	11/12/2009	Unfiltered	<0.37			5.1	9.0	<0.20	<0.15	<0.072	470	2.2
MW-60A	80.49	2102.104	05/13/2010	06/08/2010	Unfiltered	<0.37			5.3	8.2	<0.20	<0.15	<0.072	550	2.4
MW-60A	81.88	2100.71	12/20/2010	1/6/2011	Unfiltered	<0.37			5.2	7.4	<0.20	<0.15	<0.072	430	2.5
MW-60B	84.67	2094.85	10/29/92	09/17/1992	Unfiltered					<1.6				<3	
MW-60B	84.67	2094.85	10/29/92	09/22/1992	Unfiltered					<1.6				<3	
MW-60B	NA	NA	NA	02/17/1993	Unfiltered					<1				<13	
MW-60B	NA	NA	NA	02/23/1993	Unfiltered					6.57				<13	

Consolidation Data Summary Table - Groundwater
Beaumont Site 1

	Water Level Data					Volatile Organics										
Sample Location	Depth to Water (feet below ground surface)	Groundwater Elevation (feet above mean sea level)	Elevation Date	Sample Date	Filter Status	trans-1,2-Dichloroethene -ug/L	1,1-Dichloropropene -ug/L	cis-1,3-Dichloropropene -ug/L	trans-1,3-Dichloropropene -ug/L	1,2-Dichloropropane -ug/L	1,3-Dichloropropane -ug/L	2,2-Dichloropropane -ug/L	1,2-Dibromoethane -ug/L	Dichlorodifluoromethane -ug/L	Ethylbenzene -ug/L	Ethene -ug/L
MW-59D	71.34	2109.19	05/14/08	06/11/2008	Unfiltered	<1		<1	<1	<1					<1	
MW-59D	73.85	2106.677	12/01/08	11/11/2008	Unfiltered	0.39 Jq		<0.2	<0.2	<0.2					<0.2	
MW-59D	75.54	2104.99	05/07/09	06/09/2009	Unfiltered	<0.40	<0.26	<0.28	<0.36	<0.38	<0.38	<0.46	<0.47	<0.49	<0.22	
MW-59D	77.54	2102.99	11/06/2009	11/12/2009	Unfiltered	0.31 Jq		<0.30	<0.24	<0.19					<0.26	
MW-59D	77.48	2103.047	05/13/2010	06/10/2010	Unfiltered	<0.10		<0.30	<0.24	<0.19					<0.26	0.04 Jq
MW-60A	86.93	2092.42	10/29/92	09/01/1992	Unfiltered											
MW-60A	86.93	2092.42	10/29/92	09/17/1992	Unfiltered											
MW-60A	NA	NA	NA	02/24/1993	Unfiltered											
MW-60A	53.14	2126.21	04/11/94	04/14/1994	Unfiltered											
MW-60A	44.34	2135.01	06/16/95	06/20/1995	Unfiltered	<1		<0.5	<0.5	<1				<5		
MW-60A	51.80	2127.55	12/13/95	12/15/1995	Unfiltered	<1		<0.5	<0.5	<1				<5		
MW-60A	77.77	2101.58	05/20/02	05/24/2002	Unfiltered	<0.37	<0.16	<0.19	<0.25	<0.16	<0.30	<0.28	<0.18	<0.28	<0.12	
MW-60A	85.28	2097.31	06/17/04	07/16/2004	Unfiltered	<0.60	<0.55	<0.44	<0.30	<0.40	<0.35	<0.39	<0.51	<0.47	<0.19	
MW-60A	87.04	2095.55	12/14/04	12/17/2004	Unfiltered	<0.58	<0.43	<0.90	<0.61	<0.57	<0.61	<0.80	<1.6	<0.54	<0.35	
MW-60A	60.83	2121.76	06/01/05	07/05/2005	Unfiltered	<0.29	<0.21	<0.45	<0.31	<0.28	<0.30	<0.40	<0.81	<0.27	<0.17	
MW-60A	63.01	2119.58	11/28/05	12/14/2005	Unfiltered	<0.29	<0.21	<0.45	<0.31	<0.28	<0.30	<0.40	<0.81	<0.27	<0.17	
MW-60A	65.76	2116.834	06/01/06	07/12/2006	Unfiltered	<0.58	<0.43	<0.90	<0.61	<0.57	<0.61	<0.80	<1.6	<0.54	<0.35	
MW-60A	68.92	2113.674	12/01/06	12/07/2006	Unfiltered	<2		<2	<2	<2					<2	
MW-60A	74.28	2108.31	05/14/08	06/10/2008	Unfiltered	<1		<1	<1	<1					<1	
MW-60A	76.51	2106.084	12/01/08	11/11/2008	Unfiltered	0.24 Jq		<0.2	<0.2	<0.2					<0.2	
MW-60A	78.15	2104.44	05/08/09	06/09/2009	Unfiltered	<0.40	<0.26	<0.28	<0.36	<0.38	<0.38	<0.46	<0.47	<0.49	<0.22	
MW-60A	80.12	2102.47	11/06/2009	11/12/2009	Unfiltered	0.18 Jq		<0.30	<0.24	<0.19					<0.26	
MW-60A	80.49	2102.104	05/13/2010	06/08/2010	Unfiltered	0.18 Jq		<0.30	<0.24	<0.19					<0.26	<0.02
MW-60A	81.88	2100.71	12/20/2010	1/6/2011	Unfiltered	0.20 Jq		<0.30	<0.24	<0.19					<0.26	
MW-60B	84.67	2094.85	10/29/92	09/17/1992	Unfiltered											
MW-60B	84.67	2094.85	10/29/92	09/22/1992	Unfiltered											
MW-60B	NA	NA	NA	02/17/1993	Unfiltered											
MW-60B	NA	NA	NA	02/23/1993	Unfiltered											

Consolidation Data Summary Table - Groundwater
Beaumont Site 1

	Water Level Data					Volatile Organics										
Sample Location	Depth to Water (feet below ground surface)	Groundwater Elevation (feet above mean sea level)	Elevation Date	Sample Date	Filter Status	Ethane -ug/L	Hexachlorobutadiene -ug/L	2-Hexanone -ug/L	p-Isopropyltoluene -ug/L	Isopropylbenzene -ug/L	Methane -ug/L	4-Methyl-2-Pentanone -ug/L	Methyl tert-butyl ether (MTBE) -ug/L	Methylene Chloride -ug/L	Naphthalene -ug/L	n-Propylbenzene -ug/L
MW-59D	71.34	2109.19	05/14/08	06/11/2008	Unfiltered			<5				<5	<1	<5		
MW-59D	73.85	2106.677	12/01/08	11/11/2008	Unfiltered			<5				<5	<0.2	<0.5		
MW-59D	75.54	2104.99	05/07/09	06/09/2009	Unfiltered			<6.9	<0.26	<0.23		<4.4	<0.30	<2.6	<2.5	<0.79
MW-59D	77.54	2102.99	11/06/2009	11/12/2009	Unfiltered			<1.2				<0.95	<0.29	0.16 Jq		
MW-59D	77.48	2103.047	05/13/2010	06/10/2010	Unfiltered	0.15		<1.2			0.11	<0.95	<0.29	<0.15		
MW-60A	86.93	2092.42	10/29/92	09/01/1992	Unfiltered											
MW-60A	86.93	2092.42	10/29/92	09/17/1992	Unfiltered											
MW-60A	NA	NA	NA	02/24/1993	Unfiltered											
MW-60A	53.14	2126.21	04/11/94	04/14/1994	Unfiltered											
MW-60A	44.34	2135.01	06/16/95	06/20/1995	Unfiltered									<2		
MW-60A	51.80	2127.55	12/13/95	12/15/1995	Unfiltered									<2		
MW-60A	77.77	2101.58	05/20/02	05/24/2002	Unfiltered		<0.26		<0.23	<0.19		<0.15	<0.30	<1.1	<0.090	<0.28
MW-60A	85.28	2097.31	06/17/04	07/16/2004	Unfiltered			<2.5	<0.17	<0.17		<2.6	<0.28	<1.7	<0.56	<0.24
MW-60A	87.04	2095.55	12/14/04	12/17/2004	Unfiltered			<3.7	<0.42	<0.49		<4.7	<0.59	<5.3	<1.9	<0.59
MW-60A	60.83	2121.76	06/01/05	07/05/2005	Unfiltered			<1.9	<0.21	<0.24		<2.4	<0.29	<2.6	<0.95	<0.30
MW-60A	63.01	2119.58	11/28/05	12/14/2005	Unfiltered			<1.9	<0.21	<0.24		<2.4	<0.29	<2.6	<0.95	<0.30
MW-60A	65.76	2116.834	06/01/06	07/12/2006	Unfiltered			<3.7	<0.42	<0.49		<4.7	<0.59	15 BJakq	<1.9	<0.59
MW-60A	68.92	2113.674	12/01/06	12/07/2006	Unfiltered			<50				<50	<2	<5		
MW-60A	74.28	2108.31	05/14/08	06/10/2008	Unfiltered			<5				<5	<1	<5		
MW-60A	76.51	2106.084	12/01/08	11/11/2008	Unfiltered			<5				<5	<0.2	<0.5		
MW-60A	78.15	2104.44	05/08/09	06/09/2009	Unfiltered			<6.9	<0.26	<0.23		<4.4	<0.30	<2.6	<2.5	<0.79
MW-60A	80.12	2102.47	11/06/2009	11/12/2009	Unfiltered			<1.2				<0.95	<0.29	<0.15		
MW-60A	80.49	2102.104	05/13/2010	06/08/2010	Unfiltered	<0.01		<1.2			0.05 BJa	<0.95	<0.29	<0.15		
MW-60A	81.88	2100.71	12/20/2010	1/6/2011	Unfiltered			<1.2				<0.95	<0.43	0.20 Jq		
MW-60B	84.67	2094.85	10/29/92	09/17/1992	Unfiltered											
MW-60B	84.67	2094.85	10/29/92	09/22/1992	Unfiltered											
MW-60B	NA	NA	NA	02/17/1993	Unfiltered											
MW-60B	NA	NA	NA	02/23/1993	Unfiltered											

Consolidation Data Summary Table - Groundwater
Beaumont Site 1

	Water Level Data					Volatile Organics										
Sample Location	Depth to Water (feet below ground surface)	Groundwater Elevation (feet above mean sea level)	Elevation Date	Sample Date	Filter Status	Styrene -ug/L	Toluene -ug/L	1,1,1,2-Tetrachloroethane -ug/L	1,1,1-Trichloroethane -ug/L	1,1,2-Trichloroethane -ug/L	1,2,3-Trichlorobenzene -ug/L	1,2,4-Trichlorobenzene -ug/L	Trichloroethene -ug/L	1,2,3-Trichloropropane -ug/L	Trichlorofluoromethane -ug/L	1,1,2-Trichloro-1,2,2-Trifluoroethane -ug/L
MW-59D	71.34	2109.19	05/14/08	06/11/2008	Unfiltered	<1	<1		<1	2.3 Jq			280			
MW-59D	73.85	2106.677	12/01/08	11/11/2008	Unfiltered	<0.2	<0.2		0.68 Jq	1.8			310			
MW-59D	75.54	2104.99	05/07/09	06/09/2009	Unfiltered	<0.30	<0.33	<0.35	0.71 Jq	2.0	<0.31	<0.49	300	<1.3	<0.31	<0.64
MW-59D	77.54	2102.99	11/06/2009	11/12/2009	Unfiltered	<0.22	<0.22		0.73	1.8			660	<0.29	<0.16	
MW-59D	77.48	2103.047	05/13/2010	06/10/2010	Unfiltered	<0.22	<0.22		0.59	2.0			330	<0.29	<0.16	
MW-60A	86.93	2092.42	10/29/92	09/01/1992	Unfiltered				<1.6				9.1			
MW-60A	86.93	2092.42	10/29/92	09/17/1992	Unfiltered				<1				<2			
MW-60A	NA	NA	NA	02/24/1993	Unfiltered				<1				<2			
MW-60A	53.14	2126.21	04/11/94	04/14/1994	Unfiltered								16.7			
MW-60A	44.34	2135.01	06/16/95	06/20/1995	Unfiltered				7	<0.5			49		<5	
MW-60A	51.80	2127.55	12/13/95	12/15/1995	Unfiltered				3.8	<0.5			31		<5	
MW-60A	77.77	2101.58	05/20/02	05/24/2002	Unfiltered	<0.12	<0.16	<0.27	2 Jq	0.5 Jq	<0.30	<0.37	111	<0.46	<0.22	
MW-60A	85.28	2097.31	06/17/04	07/16/2004	Unfiltered	<0.14	<0.35	<0.45	1.7	1.0	<0.40	<0.28	160	<0.81	<0.27	<0.70
MW-60A	87.04	2095.55	12/14/04	12/17/2004	Unfiltered	<0.57	<0.69	<0.74	<0.64	<1.1	<0.78	<0.70	210	<4.5	<0.72	<1.1
MW-60A	60.83	2121.76	06/01/05	07/05/2005	Unfiltered	<0.29	<0.35	<0.37	1.3	1.2	<0.39	<0.35	160	<2.3	<0.36	<0.54
MW-60A	63.01	2119.58	11/28/05	12/14/2005	Unfiltered	<0.29	<0.35	<0.37	1.2	1.0	<0.39	<0.35	190	<2.3	<0.36	2.9 Jq
MW-60A	65.76	2116.834	06/01/06	07/12/2006	Unfiltered	<0.57	<0.69	<0.74	0.73 Jq	<1.1	<0.78	<0.70	94	<4.5	<0.72	<1.1
MW-60A	68.92	2113.674	12/01/06	12/07/2006	Unfiltered	<2	<2		0.66 Jeq	1.4 Je			110			
MW-60A	74.28	2108.31	05/14/08	06/10/2008	Unfiltered	<1	<1		<1	1.8 Jq			280			
MW-60A	76.51	2106.084	12/01/08	11/11/2008	Unfiltered	<0.2	<0.2		0.62 Jq	1.4			200			
MW-60A	78.15	2104.44	05/08/09	06/09/2009	Unfiltered	<0.30	<0.33	<0.35	0.73 Jq	1.7	<0.31	<0.49	310	<1.3	<0.31	3.4 Jq
MW-60A	80.12	2102.47	11/06/2009	11/12/2009	Unfiltered	<0.22	<0.22		0.70	1.6			340	<0.29	<0.16	
MW-60A	80.49	2102.104	05/13/2010	06/08/2010	Unfiltered	<0.22	<0.22		0.59	1.7			360	<0.29	<0.16	
MW-60A	81.88	2100.71	12/20/2010	1/6/2011	Unfiltered	<0.22	<0.22		0.45 Jq	1.7			290	<0.29	<0.16	
MW-60B	84.67	2094.85	10/29/92	09/17/1992	Unfiltered				<1				<2			
MW-60B	84.67	2094.85	10/29/92	09/22/1992	Unfiltered				<1				<2			
MW-60B	NA	NA	NA	02/17/1993	Unfiltered				<3				<2			
MW-60B	NA	NA	NA	02/23/1993	Unfiltered				<3				<2			

Consolidation Data Summary Table - Groundwater
Beaumont Site 1

	Water Level Data					Volatile Organics							
Sample Location	Depth to Water (feet below ground surface)	Groundwater Elevation (feet above mean sea level)	Elevation Date	Sample Date	Filter Status	1,2,4-Trimethylbenzene -ug/L	1,3,5-Trimethylbenzene -ug/L	1,1,2,2-Tetrachloroethane -ug/L	Tetrachloroethene (PCE) -ug/L	Vinyl Acetate -ug/L	Vinyl Chloride -ug/L	m,p-Xylenes -ug/L	o-Xylene -ug/L
MW-59D	71.34	2109.19	05/14/08	06/11/2008	Unfiltered			<1	<1		<1	<2	<1
MW-59D	73.85	2106.677	12/01/08	11/11/2008	Unfiltered			<0.2	0.55 Jq		<0.2	<0.5	<0.2
MW-59D	75.54	2104.99	05/07/09	06/09/2009	Unfiltered	<0.24	<0.23	<0.44	<0.51	<7.1	<0.33	<0.45	<0.24
MW-59D	77.54	2102.99	11/06/2009	11/12/2009	Unfiltered			<0.29	0.83	<0.48	<0.13	<0.36	<0.41
MW-59D	77.48	2103.047	05/13/2010	06/10/2010	Unfiltered			<0.29	0.84	<0.48	<0.13	<0.36	<0.41
MW-60A	86.93	2092.42	10/29/92	09/01/1992	Unfiltered				<3				
MW-60A	86.93	2092.42	10/29/92	09/17/1992	Unfiltered				<3				
MW-60A	NA	NA	NA	02/24/1993	Unfiltered				<3				
MW-60A	53.14	2126.21	04/11/94	04/14/1994	Unfiltered								
MW-60A	44.34	2135.01	06/16/95	06/20/1995	Unfiltered			<1	<0.5		<0.5		
MW-60A	51.80	2127.55	12/13/95	12/15/1995	Unfiltered			<1	<0.5		<0.5		
MW-60A	77.77	2101.58	05/20/02	05/24/2002	Unfiltered	<0.20	<0.15	<0.22	<0.21		<0.44	<0.31	<0.088
MW-60A	85.28	2097.31	06/17/04	07/16/2004	Unfiltered	<0.22	<0.11	<0.19	<0.20	<3.6	<0.35	<0.17	<0.16
MW-60A	87.04	2095.55	12/14/04	12/17/2004	Unfiltered	<0.51	<0.38	<0.73	<0.59	<6.4	<0.67	<0.76	<0.42
MW-60A	60.83	2121.76	06/01/05	07/05/2005	Unfiltered	<0.26	<0.19	<0.37	<0.29	<3.2	<0.33	<0.38	<0.21
MW-60A	63.01	2119.58	11/28/05	12/14/2005	Unfiltered	<0.26	<0.19	<0.37	0.43 Jq	<3.2	<0.33	<0.38	<0.21
MW-60A	65.76	2116.834	06/01/06	07/12/2006	Unfiltered	<0.51	<0.38	<0.73	<0.59	<6.4	<0.67	<0.76	<0.42
MW-60A	68.92	2113.674	12/01/06	12/07/2006	Unfiltered			<2	<2		<2	<5	<2
MW-60A	74.28	2108.31	05/14/08	06/10/2008	Unfiltered			<5	<1		<1	<2	<1
MW-60A	76.51	2106.084	12/01/08	11/11/2008	Unfiltered			<0.2	<0.2		<0.2	<0.5	<0.2
MW-60A	78.15	2104.44	05/08/09	06/09/2009	Unfiltered	<0.24	<0.23	<0.44	<0.51	<7.1	<0.33	<0.45	<0.24
MW-60A	80.12	2102.47	11/06/2009	11/12/2009	Unfiltered			<0.29	0.52	<0.48	<0.13	<0.36	<0.41
MW-60A	80.49	2102.104	05/13/2010	06/08/2010	Unfiltered			<0.29	0.48 Jq	<0.48	<0.13	<0.36	<0.41
MW-60A	81.88	2100.71	12/20/2010	1/6/2011	Unfiltered			<0.29	0.44 Jq	<0.48	<0.13	<0.36	<0.41
MW-60B	84.67	2094.85	10/29/92	09/17/1992	Unfiltered				<3				
MW-60B	84.67	2094.85	10/29/92	09/22/1992	Unfiltered				<3				
MW-60B	NA	NA	NA	02/17/1993	Unfiltered				<1				
MW-60B	NA	NA	NA	02/23/1993	Unfiltered				<1				

Consolidation Data Summary Table - Groundwater
Beaumont Site 1

	Water Level Data					Volatile Organics										
Sample Location	Depth to Water (feet below ground surface)	Groundwater Elevation (feet above mean sea level)	Elevation Date	Sample Date	Filter Status	1,4-Dioxane -ug/L	N-Nitrosodimethylamine -ng/L	Acetone -ug/L	Bromodichloromethane -ug/L	2-Butanone -ug/L	Bromobenzene -ug/L	Bromochloromethane -ug/L	Bromomethane -ug/L	Bromoform -ug/L	n-Butylbenzene -ug/L	sec-Butylbenzene -ug/L
MW-60B	50.68	2128.84	04/11/94	04/13/1994	Unfiltered											
MW-60B	42.10	2137.42	06/16/95	06/20/1995	Unfiltered				<1				<5	<2		
MW-60B	49.07	2130.45	12/13/95	12/15/1995	Unfiltered				<1				<5	<2		
MW-60B	76.63	2102.89	05/20/02	05/20/2002	Unfiltered	<0.5		<9.5	<0.26	<2.8	<0.15	<0.49	<0.46	<0.23	<0.29	<0.29
MW-60B	83.75	2099.02	06/17/04	07/16/2004	Unfiltered	<1.1		<3.6	<0.33	<1.7	<0.26	<0.37	<0.90	<0.87	<0.34	<0.11
MW-60B	63.84	2118.928	06/01/06	06/29/2006	Unfiltered	<0.40	<0.48	<6.1	<0.27	<4.2	<0.47	<0.68	<2.9	<0.62	<0.29	<0.21
MW-60B	70.21	2112.558	05/31/07	06/15/2007	Unfiltered	0.9 Jq		<5	<0.2	<5			<0.2	<0.3		
MW-60B	72.91	2109.86	05/14/08	06/09/2008	Unfiltered	3.7 Jf		<5	<1	<5			<1	<1		
MW-60B	76.65	2106.12	05/08/09	06/09/2009	Unfiltered	6.6		<9.1	<0.33	<6.9	<0.33	<0.69	<4.3	<0.55	<0.28	<0.20
MW-60B	78.68	2104.09	11/06/2009	11/12/2009	Unfiltered	9.5		<5.0	<0.11	<1.2			<0.48	<0.13		
MW-60B	79.45	2103.318	05/13/2010	06/08/2010	Unfiltered	10		<5.0	<0.11	<1.2			<0.48	<0.13		
MW-60B	80.70	2102.07	12/20/2010	1/6/2011	Unfiltered	11		<5.0	<0.11	<1.2			<0.48	<0.50		
MW-61A	91.64	2092.10	10/29/92	08/31/1992	Unfiltered											
MW-61A	91.64	2092.10	10/29/92	10/22/1992	Unfiltered											
MW-61A	NA	NA	NA	03/11/1993	Unfiltered											
MW-61A	31.54	2152.20	04/11/94	04/20/1994	Unfiltered											
MW-61A	64.29	2119.45	12/15/94	12/17/1994	Unfiltered				<1 E				<5 E	<2 E		
MW-61A	53.60	2130.14	06/16/95	06/21/1995	Unfiltered				<1				<5	<2		
MW-61A	67.11	2116.63	10/21/96	10/28/1996	Unfiltered				<0.5				<0.5	<1		
MW-61A	69.39	2117.56	06/01/06	07/17/2006	Unfiltered	34		29 Bk	<0.27	<4.2	<0.47	<0.68	<2.9	<0.62	<0.29	<0.21
MW-61A	78.98	2107.97	05/14/08	06/10/2008	Unfiltered	18		26	<1	<5			<1	<1		
MW-61A	85.71	2101.24	05/08/09	06/05/2009	Unfiltered	25		14 Jq	<0.33	<6.9	<0.33	<0.69	<4.3	<0.55	<0.28	<0.20
MW-61A	87.39	2099.563	05/13/2010	06/07/2010	Unfiltered	41		16	<0.11	1.4 Jq			<0.48	<0.13		
MW-61B	88.30	2095.29	10/29/92	09/02/1992	Unfiltered											
MW-61B	88.30	2095.29	10/29/92	09/16/1992	Unfiltered											
MW-61B	NA	NA	NA	03/25/1993	Unfiltered											
MW-61B	53.60	2129.99	04/11/94	04/21/1994	Unfiltered											
MW-61B	62.58	2121.01	12/16/94	12/17/1994	Unfiltered				<1				<5	<2		

Consolidation Data Summary Table - Groundwater
Beaumont Site 1

	Water Level Data					Volatile Organics									
Sample Location	Depth to Water (feet below ground surface)	Groundwater Elevation (feet above mean sea level)	Elevation Date	Sample Date	Filter Status	tert-Butylbenzene -ug/L	Benzene -ug/L	Carbon Disulfide -ug/L	Chlorobenzene -ug/L	2-Chlorotoluene -ug/L	4-Chlorotoluene -ug/L	Chloroethane -ug/L	Chloromethane -ug/L	Carbon Tetrachloride -ug/L	Chloroform -ug/L
MW-60B	50.68	2128.84	04/11/94	04/13/1994	Unfiltered										
MW-60B	42.10	2137.42	06/16/95	06/20/1995	Unfiltered				<2			<2	<2	<0.5	<1
MW-60B	49.07	2130.45	12/13/95	12/15/1995	Unfiltered				<2			<2	<2	<0.5	<1
MW-60B	76.63	2102.89	05/20/02	05/20/2002	Unfiltered	<0.25	<0.18	<0.48	<0.16	<0.14	<0.22	<0.36	<0.19	<0.25	1 Jq
MW-60B	83.75	2099.02	06/17/04	07/16/2004	Unfiltered	<0.23	<0.29	<0.28	<0.19	<0.67	<0.16	<0.46	<0.43	<0.40	1.1
MW-60B	63.84	2118.928	06/01/06	06/29/2006	Unfiltered	<0.17	<0.26	<1.0	<0.36	<0.24	<0.30	<0.52	<1.8	<0.42	0.53 BJkq
MW-60B	70.21	2112.558	05/31/07	06/15/2007	Unfiltered		<0.2	<0.2	<0.2			<0.2	<0.2	<0.2	0.61 Jq
MW-60B	72.91	2109.86	05/14/08	06/09/2008	Unfiltered		<1	<1	<1			<1	<1	<1	<1
MW-60B	76.65	2106.12	05/08/09	06/09/2009	Unfiltered	<0.28	<0.28	<1.9	<0.22	<0.55	<0.21	<1.3	<0.49	<0.43	0.53 Jq
MW-60B	78.68	2104.09	11/06/2009	11/12/2009	Unfiltered		<0.14	<0.36	<0.23			<0.35	<0.36	<0.15	0.56
MW-60B	79.45	2103.318	05/13/2010	06/08/2010	Unfiltered		<0.14	<0.36	<0.23			<0.35	<0.36	<0.15	0.55
MW-60B	80.70	2102.07	12/20/2010	1/6/2011	Unfiltered		<0.14	<0.36	<0.23			<0.35	<0.36	<0.15	<0.46
MW-61A	91.64	2092.10	10/29/92	08/31/1992	Unfiltered										
MW-61A	91.64	2092.10	10/29/92	10/22/1992	Unfiltered										
MW-61A	NA	NA	NA	03/11/1993	Unfiltered										
MW-61A	31.54	2152.20	04/11/94	04/20/1994	Unfiltered										
MW-61A	64.29	2119.45	12/15/94	12/17/1994	Unfiltered				<2 E			<2 E	<2 E	<0.5 E	2.2 E
MW-61A	53.60	2130.14	06/16/95	06/21/1995	Unfiltered				<2			<2	<2	<0.5	2.3
MW-61A	67.11	2116.63	10/21/96	10/28/1996	Unfiltered				<0.5			<1	<1	<0.5	<0.5
MW-61A	69.39	2117.56	06/01/06	07/17/2006	Unfiltered	<0.17	0.29 Jq	<1.0	<0.36	<0.24	<0.30	<0.52	<1.8	<0.42	3.0
MW-61A	78.98	2107.97	05/14/08	06/10/2008	Unfiltered		<1	<1	<1			<1	<1	<1	<1
MW-61A	85.71	2101.24	05/08/09	06/05/2009	Unfiltered	<0.28	<0.28	<1.9	<0.22	<0.55	<0.21	<1.3	<0.49	<0.43	<0.33
MW-61A	87.39	2099.563	05/13/2010	06/07/2010	Unfiltered		0.31 Jq	<0.36	<0.23			<0.35	<0.36	<0.15	0.17 Jq
MW-61B	88.30	2095.29	10/29/92	09/02/1992	Unfiltered										
MW-61B	88.30	2095.29	10/29/92	09/16/1992	Unfiltered										
MW-61B	NA	NA	NA	03/25/1993	Unfiltered										
MW-61B	53.60	2129.99	04/11/94	04/21/1994	Unfiltered										
MW-61B	62.58	2121.01	12/16/94	12/17/1994	Unfiltered				<2			<2	<2	13	93

Consolidation Data Summary Table - Groundwater
Beaumont Site 1

	Water Level Data					Volatile Organics									
Sample Location	Depth to Water (feet below ground surface)	Groundwater Elevation (feet above mean sea level)	Elevation Date	Sample Date	Filter Status	Dibromochloromethane -ug/L	1,2-Dibromo-3-Chloropropane -ug/L	Dibromomethane -ug/L	1,1-Dichloroethane -ug/L	1,2-Dichloroethane -ug/L	1,2-Dichlorobenzene -ug/L	1,3-Dichlorobenzene -ug/L	1,4-Dichlorobenzene -ug/L	1,1-Dichloroethene -ug/L	cis-1,2-Dichloroethene -ug/L
MW-60B	50.68	2128.84	04/11/94	04/13/1994	Unfiltered									4.49	
MW-60B	42.10	2137.42	06/16/95	06/20/1995	Unfiltered	<1			<1	<0.5	<3	<2	<2	16	<1
MW-60B	49.07	2130.45	12/13/95	12/15/1995	Unfiltered	<1			<1	<0.5	<3	<2	<2	<1	<1
MW-60B	76.63	2102.89	05/20/02	05/20/2002	Unfiltered	<0.21	<0.59	<0.20	0.4 Jq	<0.38	<0.099	<0.30	<0.12	86	<0.30
MW-60B	83.75	2099.02	06/17/04	07/16/2004	Unfiltered	<0.29	<2.6	<0.46	<0.40	<0.35	<0.29	<0.27	<0.28	92 Bk	<0.56
MW-60B	63.84	2118.928	06/01/06	06/29/2006	Unfiltered	<0.45	<2.5	<0.42	<0.53	<0.22	<0.24	<0.38	<0.30	25	<0.35
MW-60B	70.21	2112.558	05/31/07	06/15/2007	Unfiltered	<0.2			0.43 Jq	<0.2				45	<0.2
MW-60B	72.91	2109.86	05/14/08	06/09/2008	Unfiltered	<1			<1	<1				32	<1
MW-60B	76.65	2106.12	05/08/09	06/09/2009	Unfiltered	<0.48	<3.1	<0.59	0.56 Jq	0.47 Jq	<0.27	<0.28	<0.21	46	<0.49
MW-60B	78.68	2104.09	11/06/2009	11/12/2009	Unfiltered	<0.37			0.45 Jq	0.67	<0.20	<0.15	<0.072	46	<0.18
MW-60B	79.45	2103.318	05/13/2010	06/08/2010	Unfiltered	<0.37			0.54	0.73	<0.20	<0.15	<0.072	52	<0.18
MW-60B	80.70	2102.07	12/20/2010	1/6/2011	Unfiltered	<0.37			0.53	0.61	<0.20	<0.15	<0.072	43	<0.18
MW-61A	91.64	2092.10	10/29/92	08/31/1992	Unfiltered					<160				39000	
MW-61A	91.64	2092.10	10/29/92	10/22/1992	Unfiltered					<10				65	
MW-61A	NA	NA	NA	03/11/1993	Unfiltered					7.28				2090	
MW-61A	31.54	2152.20	04/11/94	04/20/1994	Unfiltered					84.99				98.3	
MW-61A	64.29	2119.45	12/15/94	12/17/1994	Unfiltered	<1 E			<1.3 E	<0.5 E	<3 E	<2 E	<2 E	200 E	<1 E
MW-61A	53.60	2130.14	06/16/95	06/21/1995	Unfiltered	<1			<1.8	0.98 E	<3	<2	<2	110	<1
MW-61A	67.11	2116.63	10/21/96	10/28/1996	Unfiltered	<0.5			<0.5	<0.5	<0.5	<0.5	<0.5	55.6	
MW-61A	69.39	2117.56	06/01/06	07/17/2006	Unfiltered	<0.45	<2.5	<0.42	7.5	4.9	<0.24	<0.38	<0.30	320	2.4
MW-61A	78.98	2107.97	05/14/08	06/10/2008	Unfiltered	<1			4.4 Jq	3.4 Jq				100	<1
MW-61A	85.71	2101.24	05/08/09	06/05/2009	Unfiltered	<0.48	<3.1	<0.59	3.6	3.6	<0.27	<0.28	<0.21	87	0.77 Jq
MW-61A	87.39	2099.563	05/13/2010	06/07/2010	Unfiltered	<0.37			4.4	3.4	<0.20	<0.15	<0.072	120	1.1
MW-61B	88.30	2095.29	10/29/92	09/02/1992	Unfiltered					<320				<60000	
MW-61B	88.30	2095.29	10/29/92	09/16/1992	Unfiltered					<3200				40000	
MW-61B	NA	NA	NA	03/25/1993	Unfiltered					<800				15860	
MW-61B	53.60	2129.99	04/11/94	04/21/1994	Unfiltered					1956				8520	
MW-61B	62.58	2121.01	12/16/94	12/17/1994	Unfiltered	<1			310	190	<3	<2	<2	14000 E	78

Consolidation Data Summary Table - Groundwater
Beaumont Site 1

	Water Level Data					Volatile Organics										
Sample Location	Depth to Water (feet below ground surface)	Groundwater Elevation (feet above mean sea level)	Elevation Date	Sample Date	Filter Status	trans-1,2-Dichloroethene -ug/L	1,1-Dichloropropene -ug/L	cis-1,3-Dichloropropene -ug/L	trans-1,3-Dichloropropene -ug/L	1,2-Dichloropropane -ug/L	1,3-Dichloropropane -ug/L	2,2-Dichloropropane -ug/L	1,2-Dibromoethane -ug/L	Dichlorodifluoromethane -ug/L	Ethylbenzene -ug/L	Ethene -ug/L
MW-60B	50.68	2128.84	04/11/94	04/13/1994	Unfiltered											
MW-60B	42.10	2137.42	06/16/95	06/20/1995	Unfiltered	<1		<0.5	<0.5	<1				<5		
MW-60B	49.07	2130.45	12/13/95	12/15/1995	Unfiltered	<1		<0.5	<0.5	<1				<5		
MW-60B	76.63	2102.89	05/20/02	05/20/2002	Unfiltered	<0.37	<0.16	<0.19	<0.25	<0.16	<0.30	<0.28	<0.18	<0.28	<0.12	
MW-60B	83.75	2099.02	06/17/04	07/16/2004	Unfiltered	<0.60	<0.55	<0.44	<0.30	<0.40	<0.35	<0.39	<0.51	<0.47	<0.19	
MW-60B	63.84	2118.928	06/01/06	06/29/2006	Unfiltered	<0.29	<0.21	<0.45	<0.31	<0.28	<0.30	<0.40	<0.81	<0.27	<0.17	
MW-60B	70.21	2112.558	05/31/07	06/15/2007	Unfiltered	<0.2		<0.2	<0.2	<0.2					<0.2	
MW-60B	72.91	2109.86	05/14/08	06/09/2008	Unfiltered	<1		<1	<1	<1					<1	
MW-60B	76.65	2106.12	05/08/09	06/09/2009	Unfiltered	<0.40	<0.26	<0.28	<0.36	<0.38	<0.38	<0.46	<0.47	<0.49	<0.22	
MW-60B	78.68	2104.09	11/06/2009	11/12/2009	Unfiltered	<0.10		<0.30	<0.24	<0.19					<0.26	
MW-60B	79.45	2103.318	05/13/2010	06/08/2010	Unfiltered	<0.10		<0.30	<0.24	<0.19					<0.26	0.08 Jq
MW-60B	80.70	2102.07	12/20/2010	1/6/2011	Unfiltered	<0.10		<0.30	<0.24	<0.19					<0.26	
MW-61A	91.64	2092.10	10/29/92	08/31/1992	Unfiltered											
MW-61A	91.64	2092.10	10/29/92	10/22/1992	Unfiltered											
MW-61A	NA	NA	NA	03/11/1993	Unfiltered											
MW-61A	31.54	2152.20	04/11/94	04/20/1994	Unfiltered											
MW-61A	64.29	2119.45	12/15/94	12/17/1994	Unfiltered	<1 E		<0.5 E	<0.5 E	<1 E				<5 E		
MW-61A	53.60	2130.14	06/16/95	06/21/1995	Unfiltered	<1		<0.5	<0.5	<1				<5		
MW-61A	67.11	2116.63	10/21/96	10/28/1996	Unfiltered	<0.5		<0.5	<0.5	<0.5				<0.5		
MW-61A	69.39	2117.56	06/01/06	07/17/2006	Unfiltered	<0.29	<0.21	<0.45	<0.31	<0.28	<0.30	<0.40	<0.81	<0.27	<0.17	
MW-61A	78.98	2107.97	05/14/08	06/10/2008	Unfiltered	<1		<1	<1	<1					<1	
MW-61A	85.71	2101.24	05/08/09	06/05/2009	Unfiltered	<0.40	<0.26	<0.28	<0.36	<0.38	<0.38	<0.46	<0.47	<0.49	<0.22	
MW-61A	87.39	2099.563	05/13/2010	06/07/2010	Unfiltered	0.20 Jq		<0.30	<0.24	<0.19					<0.26	0.29
MW-61B	88.30	2095.29	10/29/92	09/02/1992	Unfiltered											
MW-61B	88.30	2095.29	10/29/92	09/16/1992	Unfiltered											
MW-61B	NA	NA	NA	03/25/1993	Unfiltered											
MW-61B	53.60	2129.99	04/11/94	04/21/1994	Unfiltered											
MW-61B	62.58	2121.01	12/16/94	12/17/1994	Unfiltered	7.4		<0.5	<0.5	<1				<5		

Consolidation Data Summary Table - Groundwater
Beaumont Site 1

	Water Level Data					Volatile Organics										
Sample Location	Depth to Water (feet below ground surface)	Groundwater Elevation (feet above mean sea level)	Elevation Date	Sample Date	Filter Status	Ethane -ug/L	Hexachlorobutadiene -ug/L	2-Hexanone -ug/L	p-Isopropyltoluene -ug/L	Isopropylbenzene -ug/L	Methane -ug/L	4-Methyl-2-Pentanone -ug/L	Methyl tert-butyl ether (MTBE) -ug/L	Methylene Chloride -ug/L	Naphthalene -ug/L	n-Propylbenzene -ug/L
MW-60B	50.68	2128.84	04/11/94	04/13/1994	Unfiltered											
MW-60B	42.10	2137.42	06/16/95	06/20/1995	Unfiltered									<2		
MW-60B	49.07	2130.45	12/13/95	12/15/1995	Unfiltered									<2		
MW-60B	76.63	2102.89	05/20/02	05/20/2002	Unfiltered		<0.26		<0.23	<0.19		<0.15	<0.30	3 BJakq	<0.090	<0.28
MW-60B	83.75	2099.02	06/17/04	07/16/2004	Unfiltered			<2.5	<0.17	<0.17		<2.6	<0.28	<1.7	<0.56	<0.24
MW-60B	63.84	2118.928	06/01/06	06/29/2006	Unfiltered			<1.9	<0.21	<0.24		<2.4	<0.29	3.5 BJakq	<0.95	<0.30
MW-60B	70.21	2112.558	05/31/07	06/15/2007	Unfiltered			<5				<5	<0.2	<0.5		
MW-60B	72.91	2109.86	05/14/08	06/09/2008	Unfiltered			<5				<5	<1	1 BJakq		
MW-60B	76.65	2106.12	05/08/09	06/09/2009	Unfiltered			<6.9	<0.26	<0.23		<4.4	<0.30	<2.6	<2.5	<0.79
MW-60B	78.68	2104.09	11/06/2009	11/12/2009	Unfiltered			<1.2				<0.95	<0.29	<0.15		
MW-60B	79.45	2103.318	05/13/2010	06/08/2010	Unfiltered	0.02 Jq		<1.2			0.07 BJa	<0.95	<0.29	<0.15		
MW-60B	80.70	2102.07	12/20/2010	1/6/2011	Unfiltered			<1.2				<0.95	<0.43	0.16 Jq		
MW-61A	91.64	2092.10	10/29/92	08/31/1992	Unfiltered											
MW-61A	91.64	2092.10	10/29/92	10/22/1992	Unfiltered											
MW-61A	NA	NA	NA	03/11/1993	Unfiltered											
MW-61A	31.54	2152.20	04/11/94	04/20/1994	Unfiltered											
MW-61A	64.29	2119.45	12/15/94	12/17/1994	Unfiltered									<2 E		
MW-61A	53.60	2130.14	06/16/95	06/21/1995	Unfiltered									<2		
MW-61A	67.11	2116.63	10/21/96	10/28/1996	Unfiltered									<2		
MW-61A	69.39	2117.56	06/01/06	07/17/2006	Unfiltered			<1.9	<0.21	<0.24		<2.4	<0.29	7.1 BJakq	<0.95	<0.30
MW-61A	78.98	2107.97	05/14/08	06/10/2008	Unfiltered			<5				<5	<1	1.6 BJakq		
MW-61A	85.71	2101.24	05/08/09	06/05/2009	Unfiltered			<6.9	<0.26	<0.23		<4.4	<0.30	<2.6	<2.5	<0.79
MW-61A	87.39	2099.563	05/13/2010	06/07/2010	Unfiltered	0.06 Jq		<1.2			0.2 Ba	<0.95	<0.29	0.29 Jq		
MW-61B	88.30	2095.29	10/29/92	09/02/1992	Unfiltered											
MW-61B	88.30	2095.29	10/29/92	09/16/1992	Unfiltered											
MW-61B	NA	NA	NA	03/25/1993	Unfiltered											
MW-61B	53.60	2129.99	04/11/94	04/21/1994	Unfiltered											
MW-61B	62.58	2121.01	12/16/94	12/17/1994	Unfiltered									8.3		

Consolidation Data Summary Table - Groundwater
Beaumont Site 1

	Water Level Data					Volatile Organics										
Sample Location	Depth to Water (feet below ground surface)	Groundwater Elevation (feet above mean sea level)	Elevation Date	Sample Date	Filter Status	Styrene -ug/L	Toluene -ug/L	1,1,1,2-Tetrachloroethane -ug/L	1,1,1-Trichloroethane -ug/L	1,1,2-Trichloroethane -ug/L	1,2,3-Trichlorobenzene -ug/L	1,2,4-Trichlorobenzene -ug/L	Trichloroethene -ug/L	1,2,3-Trichloropropane -ug/L	Trichlorofluoromethane -ug/L	1,1,2-Trichloro-1,2,2-Trifluoroethane -ug/L
MW-60B	50.68	2128.84	04/11/94	04/13/1994	Unfiltered											
MW-60B	42.10	2137.42	06/16/95	06/20/1995	Unfiltered				<1	<0.5			6.6		<5	
MW-60B	49.07	2130.45	12/13/95	12/15/1995	Unfiltered				<1	<0.5			<0.5		<5	
MW-60B	76.63	2102.89	05/20/02	05/20/2002	Unfiltered	<0.12	<0.16	<0.27	<0.33	<0.34	<0.30	<0.37	8	<0.46	<0.22	
MW-60B	83.75	2099.02	06/17/04	07/16/2004	Unfiltered	<0.14	<0.35	<0.45	<0.46	<0.42	<0.40	<0.28	35 Bk	<0.81	<0.27	<0.70
MW-60B	63.84	2118.928	06/01/06	06/29/2006	Unfiltered	<0.29	<0.35	<0.37	<0.32	<0.54	<0.39	<0.35	2.1	<2.3	<0.36	<0.54
MW-60B	70.21	2112.558	05/31/07	06/15/2007	Unfiltered	<0.2	<0.2		<0.2	<0.2			5.1			
MW-60B	72.91	2109.86	05/14/08	06/09/2008	Unfiltered	<1	<1		<1	<1			5.3			
MW-60B	76.65	2106.12	05/08/09	06/09/2009	Unfiltered	<0.30	<0.33	<0.35	<0.45	<0.54	<0.31	<0.49	10	<1.3	<0.31	<0.64
MW-60B	78.68	2104.09	11/06/2009	11/12/2009	Unfiltered	<0.22	<0.22		<0.12	<0.31			13	<0.29	<0.16	
MW-60B	79.45	2103.318	05/13/2010	06/08/2010	Unfiltered	<0.22	<0.22		<0.12	<0.31			14	<0.29	<0.16	
MW-60B	80.70	2102.07	12/20/2010	1/6/2011	Unfiltered	<0.22	<0.22		<0.12	<0.31			14	<0.29	<0.16	
MW-61A	91.64	2092.10	10/29/92	08/31/1992	Unfiltered				<100				1200			
MW-61A	91.64	2092.10	10/29/92	10/22/1992	Unfiltered				<30				<20			
MW-61A	NA	NA	NA	03/11/1993	Unfiltered				24.95				329.7			
MW-61A	31.54	2152.20	04/11/94	04/20/1994	Unfiltered				36.33							
MW-61A	64.29	2119.45	12/15/94	12/17/1994	Unfiltered				4.5 E	<0.5 E			<52		<5 E	
MW-61A	53.60	2130.14	06/16/95	06/21/1995	Unfiltered				3.6	<0.5			20 E		<5	
MW-61A	67.11	2116.63	10/21/96	10/28/1996	Unfiltered				<0.5	<0.5			17.8		<0.5	
MW-61A	69.39	2117.56	06/01/06	07/17/2006	Unfiltered	<0.29	1.6	<0.37	0.69 Jq	0.80 Jq	<0.39	<0.35	71	<2.3	<0.36	<0.54
MW-61A	78.98	2107.97	05/14/08	06/10/2008	Unfiltered	<1	1.1 Jq		<1	<1			18			
MW-61A	85.71	2101.24	05/08/09	06/05/2009	Unfiltered	<0.30	0.83 Jq	<0.35	<0.45	<0.54	<0.31	<0.49	14	<1.3	<0.31	<0.64
MW-61A	87.39	2099.563	05/13/2010	06/07/2010	Unfiltered	<0.22	1.2		<0.12	<0.31			22	<0.29	<0.16	
MW-61B	88.30	2095.29	10/29/92	09/02/1992	Unfiltered				800				2200			
MW-61B	88.30	2095.29	10/29/92	09/16/1992	Unfiltered				<2000				4300			
MW-61B	NA	NA	NA	03/25/1993	Unfiltered				<500				1885			
MW-61B	53.60	2129.99	04/11/94	04/21/1994	Unfiltered				2206							
MW-61B	62.58	2121.01	12/16/94	12/17/1994	Unfiltered				670	19			3300 E		<5	

Consolidation Data Summary Table - Groundwater
Beaumont Site 1

	Water Level Data					Volatile Organics							
Sample Location	Depth to Water (feet below ground surface)	Groundwater Elevation (feet above mean sea level)	Elevation Date	Sample Date	Filter Status	1,2,4-Trimethylbenzene -ug/L	1,3,5-Trimethylbenzene -ug/L	1,1,2,2-Tetrachloroethane -ug/L	Tetrachloroethene (PCE) -ug/L	Vinyl Acetate -ug/L	Vinyl Chloride -ug/L	m,p-Xylenes -ug/L	o-Xylene -ug/L
MW-60B	50.68	2128.84	04/11/94	04/13/1994	Unfiltered								
MW-60B	42.10	2137.42	06/16/95	06/20/1995	Unfiltered			<1	<0.5		<0.5		
MW-60B	49.07	2130.45	12/13/95	12/15/1995	Unfiltered			<1	<0.5		<0.5		
MW-60B	76.63	2102.89	05/20/02	05/20/2002	Unfiltered	<0.20	<0.15	<0.22	<0.21		<0.44	<0.31	<0.088
MW-60B	83.75	2099.02	06/17/04	07/16/2004	Unfiltered	<0.22	<0.11	<0.19	<0.20	<3.6	<0.35	<0.17	<0.16
MW-60B	63.84	2118.928	06/01/06	06/29/2006	Unfiltered	<0.26	<0.19	<0.37	<0.29	<3.2	<0.33	<0.38	<0.21
MW-60B	70.21	2112.558	05/31/07	06/15/2007	Unfiltered			<0.2	<0.2		<0.2	<0.5	<0.2
MW-60B	72.91	2109.86	05/14/08	06/09/2008	Unfiltered			<1	<1		<1	<2	<1
MW-60B	76.65	2106.12	05/08/09	06/09/2009	Unfiltered	<0.24	<0.23	<0.44	<0.51	<7.1	<0.33	<0.45	<0.24
MW-60B	78.68	2104.09	11/06/2009	11/12/2009	Unfiltered			<0.29	<0.17	<0.48	<0.13	<0.36	<0.41
MW-60B	79.45	2103.318	05/13/2010	06/08/2010	Unfiltered			<0.29	<0.17	<0.48	<0.13	<0.36	<0.41
MW-60B	80.70	2102.07	12/20/2010	1/6/2011	Unfiltered			<0.29	<0.23	<0.48	<0.13	<0.36	<0.41
MW-61A	91.64	2092.10	10/29/92	08/31/1992	Unfiltered				<300				
MW-61A	91.64	2092.10	10/29/92	10/22/1992	Unfiltered				<10				
MW-61A	NA	NA	NA	03/11/1993	Unfiltered				<3				
MW-61A	31.54	2152.20	04/11/94	04/20/1994	Unfiltered								
MW-61A	64.29	2119.45	12/15/94	12/17/1994	Unfiltered			<1 E	<0.5 E		<0.5 E		
MW-61A	53.60	2130.14	06/16/95	06/21/1995	Unfiltered			<1	<0.5		<0.5		
MW-61A	67.11	2116.63	10/21/96	10/28/1996	Unfiltered			<0.5	<0.5		<0.5		
MW-61A	69.39	2117.56	06/01/06	07/17/2006	Unfiltered	<0.26	<0.19	<0.37	<0.29	<3.2	<0.33	<0.38	<0.21
MW-61A	78.98	2107.97	05/14/08	06/10/2008	Unfiltered			<1	<1		<1	<2	<1
MW-61A	85.71	2101.24	05/08/09	06/05/2009	Unfiltered	<0.24	<0.23	<0.44	<0.51	<7.1	<0.33	<0.45	<0.24
MW-61A	87.39	2099.563	05/13/2010	06/07/2010	Unfiltered			<0.29	<0.17	<0.48	0.35 Jq	<0.36	<0.41
MW-61B	88.30	2095.29	10/29/92	09/02/1992	Unfiltered				<600				
MW-61B	88.30	2095.29	10/29/92	09/16/1992	Unfiltered				<6000				
MW-61B	NA	NA	NA	03/25/1993	Unfiltered				<1500				
MW-61B	53.60	2129.99	04/11/94	04/21/1994	Unfiltered				228				
MW-61B	62.58	2121.01	12/16/94	12/17/1994	Unfiltered			<1	15		0.63		

Consolidation Data Summary Table - Groundwater
Beaumont Site 1

	Water Level Data					Volatile Organics										
Sample Location	Depth to Water (feet below ground surface)	Groundwater Elevation (feet above mean sea level)	Elevation Date	Sample Date	Filter Status	1,4-Dioxane -ug/L	N-Nitrosodimethylamine -ng/L	Acetone -ug/L	Bromodichloromethane -ug/L	2-Butanone -ug/L	Bromobenzene -ug/L	Bromochloromethane -ug/L	Bromomethane -ug/L	Bromoform -ug/L	n-Butylbenzene -ug/L	sec-Butylbenzene -ug/L
MW-61B	87.18	2096.41	06/16/95	06/21/1995	Unfiltered				<1				<5	<2		
MW-61B	77.06	2106.53	04/14/97	04/24/1997	Unfiltered				<0.5				<0.5	<1		
MW-61B	67.90	2115.69	10/20/97	10/30/1997	Unfiltered				<0.5				104	<1		
MW-61B	85.83	2100.94	06/17/04	07/15/2004	Unfiltered	540 Jr		<3.6	<0.33	<1.7	<0.26	<0.37	<0.90	<0.87	1.6	<0.11
MW-61B	61.12	2125.65	06/01/05	07/06/2005	Unfiltered	520		<610	<27	<420	<47	<68	<290	<62	<29	<21
MW-61B	64.51	2122.258	06/01/06	07/13/2006	Unfiltered	260	<0.48	<150	<6.9	<110	<12	<17	<74	<15	<7.3	<5.2
MW-61B	71.36	2115.408	05/31/07	06/25/2007	Unfiltered	230		<5	<0.2	<5			<0.2	<0.3		
MW-61B	74.35	2112.42	05/14/08	06/11/2008	Unfiltered	270		<5	<1	<5			<1	<1		
MW-61B	78.09	2108.68	05/08/09	06/05/2009	Unfiltered	560		<1800	<66	<1400	<67	<140	<860	<110	<55	<41
MW-61B	80.3	2106.468	05/13/2010	06/07/2010	Unfiltered	580 Jf		<5.0	<0.11	<1.2			<0.48	<0.13		
MW-61B	80.3	2106.468	05/13/2010	06/18/2010	Unfiltered											
MW-61B	81.69	2105.08	12/20/2010	1/10/2011	Unfiltered	570 Je		<5.0	<0.11	<1.2			<0.48	<0.50		
MW-61C	91.42	2092.26	10/29/92	09/16/1992	Unfiltered											
MW-61C	NA	NA	NA	03/16/1993	Unfiltered											
MW-61C	53.40	2130.28	06/16/95	06/25/1995	Unfiltered				<1				<5	<2		
MW-61C	90.88	2095.96	06/17/04	07/15/2004	Unfiltered	6.0		<3.6	<0.33	<1.7	<0.26	<0.37	<0.90	<0.87	<0.34	<0.11
MW-61C	71.71	2115.127	06/01/06	07/03/2006	Unfiltered	2.9		<6.1	<0.27	<4.2	<0.47	<0.68	<2.9	<0.62	<0.29	<0.21
MW-61C	79.36	2107.48	05/14/08	06/11/2008	Unfiltered	2.7		5.8 Jq	<1	<5			<1	<1		
MW-61C	83.74	2103.10	05/08/09	06/05/2009	Unfiltered	6.5		<9.1	<0.33	<6.9	<0.33	<0.69	<4.3	<0.55	<0.28	<0.20
MW-61C	85.81	2101.03	11/06/2009	11/12/2009	Unfiltered	6.5		<5.0	<0.11	<1.2			<0.48	<0.13		
MW-61C	85.1	2101.737	05/13/2010	06/07/2010	Unfiltered	7.8		<5.0	<0.11	<1.2			<0.48	<0.13		
MW-61C	85.1	2101.737	05/13/2010	06/18/2010	Unfiltered											
MW-61C	87.28	2099.56	12/20/2010	1/12/2011	Unfiltered	8.9		<5.0	<0.11	<1.2			<0.48	<0.50		
MW-61D	88.60	2095.05	10/29/92	09/16/1992	Unfiltered											
MW-61D	NA	NA	NA	03/11/1993	Unfiltered											
MW-61D	57.42	2126.23	06/16/95	06/24/1995	Unfiltered				<1				<5	<2		
MW-62A	34.98	2093.84	10/29/92	10/19/1992	Unfiltered											
MW-62A	34.98	2093.84	10/29/92	10/22/1992	Unfiltered											

Consolidation Data Summary Table - Groundwater
Beaumont Site 1

	Water Level Data					Volatile Organics									
Sample Location	Depth to Water (feet below ground surface)	Groundwater Elevation (feet above mean sea level)	Elevation Date	Sample Date	Filter Status	tert-Butylbenzene -ug/L	Benzene -ug/L	Carbon Disulfide -ug/L	Chlorobenzene -ug/L	2-Chlorotoluene -ug/L	4-Chlorotoluene -ug/L	Chloroethane -ug/L	Chloromethane -ug/L	Carbon Tetrachloride -ug/L	Chloroform -ug/L
MW-61B	87.18	2096.41	06/16/95	06/21/1995	Unfiltered				<2			<2	<2	15	73
MW-61B	77.06	2106.53	04/14/97	04/24/1997	Unfiltered				<0.5			<1	<1	70.5	110
MW-61B	67.90	2115.69	10/20/97	10/30/1997	Unfiltered				<0.5			<1	<1	11.9	43.1
MW-61B	85.83	2100.94	06/17/04	07/15/2004	Unfiltered	<0.23	<0.29	<0.28	<0.19	<0.67	<0.16	<0.46	<0.43	4.5	35
MW-61B	61.12	2125.65	06/01/05	07/06/2005	Unfiltered	<17	<26	<100	<36	<24	<30	<52	<180	<42	<22
MW-61B	64.51	2122.258	06/01/06	07/13/2006	Unfiltered	<4.3	<6.4	<26	<9.0	<6.1	<7.5	<13	<45	<10	20 Jq
MW-61B	71.36	2115.408	05/31/07	06/25/2007	Unfiltered		0.8 Jq	<0.2	<0.2			<0.2	<0.2	2.4	16
MW-61B	74.35	2112.42	05/14/08	06/11/2008	Unfiltered		1.4 Jq	<1	<1			<1	<1	4.3 Jq	23
MW-61B	78.09	2108.68	05/08/09	06/05/2009	Unfiltered	<55	<57	<380	<44	<110	<42	<260	<97	<85	<66
MW-61B	80.3	2106.468	05/13/2010	06/07/2010	Unfiltered		1.9	<0.36	0.59			<0.35	<0.36	6.4 Jf	28
MW-61B	80.3	2106.468	05/13/2010	06/18/2010	Unfiltered										
MW-61B	81.69	2105.08	12/20/2010	1/10/2011	Unfiltered		1.9	<0.36	0.49 Jq			<0.35	<0.36	7.2	27
MW-61C	91.42	2092.26	10/29/92	09/16/1992	Unfiltered										
MW-61C	NA	NA	NA	03/16/1993	Unfiltered										
MW-61C	53.40	2130.28	06/16/95	06/25/1995	Unfiltered				<2			<2	<2	<0.5	<1
MW-61C	90.88	2095.96	06/17/04	07/15/2004	Unfiltered	<0.23	<0.29	<0.28	<0.19	<0.67	<0.16	<0.46	<0.43	<0.40	<0.45
MW-61C	71.71	2115.127	06/01/06	07/03/2006	Unfiltered	<0.17	<0.26	<1.0	<0.36	<0.24	<0.30	<0.52	<1.8	<0.42	0.67 BJkq
MW-61C	79.36	2107.48	05/14/08	06/11/2008	Unfiltered		<1	<1	<1			<1	<1	<1	<1
MW-61C	83.74	2103.10	05/08/09	06/05/2009	Unfiltered	<0.28	<0.28	<1.9	<0.22	<0.55	<0.21	<1.3	<0.49	<0.43	0.72 Jq
MW-61C	85.81	2101.03	11/06/2009	11/12/2009	Unfiltered		<0.14	0.56	<0.23			<0.35	<0.36	<0.15	0.96
MW-61C	85.1	2101.737	05/13/2010	06/07/2010	Unfiltered		<0.14	1.3	<0.23			<0.35	0.37 Jq	<0.15	1.0
MW-61C	85.1	2101.737	05/13/2010	06/18/2010	Unfiltered										
MW-61C	87.28	2099.56	12/20/2010	1/12/2011	Unfiltered		<0.14	0.42 Jq	<0.23			<0.35	<0.36	<0.15	1.2
MW-61D	88.60	2095.05	10/29/92	09/16/1992	Unfiltered										
MW-61D	NA	NA	NA	03/11/1993	Unfiltered										
MW-61D	57.42	2126.23	06/16/95	06/24/1995	Unfiltered				<2			<2	<2	<0.5	<1
MW-62A	34.98	2093.84	10/29/92	10/19/1992	Unfiltered										
MW-62A	34.98	2093.84	10/29/92	10/22/1992	Unfiltered										

Consolidation Data Summary Table - Groundwater
Beaumont Site 1

	Water Level Data					Volatile Organics									
Sample Location	Depth to Water (feet below ground surface)	Groundwater Elevation (feet above mean sea level)	Elevation Date	Sample Date	Filter Status	Dibromochloromethane -ug/L	1,2-Dibromo-3-Chloropropane -ug/L	Dibromomethane -ug/L	1,1-Dichloroethane -ug/L	1,2-Dichloroethane -ug/L	1,2-Dichlorobenzene -ug/L	1,3-Dichlorobenzene -ug/L	1,4-Dichlorobenzene -ug/L	1,1-Dichloroethene -ug/L	cis-1,2-Dichloroethene -ug/L
MW-61B	87.18	2096.41	06/16/95	06/21/1995	Unfiltered	<1			240	170	<3	<2	<2	9000	80
MW-61B	77.06	2106.53	04/14/97	04/24/1997	Unfiltered	<0.5			380	203	<0.5	<0.5	<0.5	7080	
MW-61B	67.90	2115.69	10/20/97	10/30/1997	Unfiltered	<0.5			104	92.7	<0.5	<0.5	<0.5	12080	
MW-61B	85.83	2100.94	06/17/04	07/15/2004	Unfiltered	<0.29	<2.6	<0.46	170	130	<0.29	<0.27	<0.28	7100	47
MW-61B	61.12	2125.65	06/01/05	07/06/2005	Unfiltered	<45	<250	<42	260	140	<24	<38	<30	10000	<35
MW-61B	64.51	2122.258	06/01/06	07/13/2006	Unfiltered	<11	<62	<11	96	42	<5.9	<9.6	<7.5	4300	18 Jq
MW-61B	71.36	2115.408	05/31/07	06/25/2007	Unfiltered	<0.2			49	36				3500	14
MW-61B	74.35	2112.42	05/14/08	06/11/2008	Unfiltered	<1			120	61				6100	24
MW-61B	78.09	2108.68	05/08/09	06/05/2009	Unfiltered	<97	<620	<120	110 Jq	<63	<54	<57	<42	5900	<97
MW-61B	80.3	2106.468	05/13/2010	06/07/2010	Unfiltered	<0.37			170	81	<0.20	<0.15	<0.072	8000	38
MW-61B	80.3	2106.468	05/13/2010	06/18/2010	Unfiltered										
MW-61B	81.69	2105.08	12/20/2010	1/10/2011	Unfiltered	<0.37			170	95	<0.20	<0.15	<0.072	7500	41
MW-61C	91.42	2092.26	10/29/92	09/16/1992	Unfiltered					<16				100	
MW-61C	NA	NA	NA	03/16/1993	Unfiltered					<10				63.1	
MW-61C	53.40	2130.28	06/16/95	06/25/1995	Unfiltered	<1			<1 E	<0.5	<3	<2	<2	2.6	<1
MW-61C	90.88	2095.96	06/17/04	07/15/2004	Unfiltered	<0.29	<2.6	<0.46	1.2	1.2	<0.29	<0.27	<0.28	34	<0.56
MW-61C	71.71	2115.127	06/01/06	07/03/2006	Unfiltered	<0.45	<2.5	<0.42	0.87 Jq	1.4	<0.24	<0.38	<0.30	51	<0.35
MW-61C	79.36	2107.48	05/14/08	06/11/2008	Unfiltered	<1			2 Jq	1.7 Jq				61	<1
MW-61C	83.74	2103.10	05/08/09	06/05/2009	Unfiltered	<0.48	<3.1	<0.59	2.8	2.5	<0.27	<0.28	<0.21	110	0.49 Jq
MW-61C	85.81	2101.03	11/06/2009	11/12/2009	Unfiltered	<0.37			3.1	3.1	<0.20	<0.15	<0.072	120	0.65
MW-61C	85.1	2101.737	05/13/2010	06/07/2010	Unfiltered	<0.37			3.9	3.0	<0.20	<0.15	<0.072	170	0.89
MW-61C	85.1	2101.737	05/13/2010	06/18/2010	Unfiltered										
MW-61C	87.28	2099.56	12/20/2010	1/12/2011	Unfiltered	<0.37			4.2	3.3	<0.20	<0.15	<0.072	170	0.97
MW-61D	88.60	2095.05	10/29/92	09/16/1992	Unfiltered					<6.4				72	
MW-61D	NA	NA	NA	03/11/1993	Unfiltered					<1				65.9	
MW-61D	57.42	2126.23	06/16/95	06/24/1995	Unfiltered	<1			<1	<0.5	<3	<2	<2	7.5	<1
MW-62A	34.98	2093.84	10/29/92	10/19/1992	Unfiltered					<200				500	
MW-62A	34.98	2093.84	10/29/92	10/22/1992	Unfiltered					<5				730	

Consolidation Data Summary Table - Groundwater
Beaumont Site 1

	Water Level Data						Volatile Organics									
Sample Location	Depth to Water (feet below ground surface)	Groundwater Elevation (feet above mean sea level)	Elevation Date	Sample Date	Filter Status	trans-1,2-Dichloroethene -ug/L	1,1-Dichloropropene -ug/L	cis-1,3-Dichloropropene -ug/L	trans-1,3-Dichloropropene -ug/L	1,2-Dichloropropane -ug/L	1,3-Dichloropropane -ug/L	2,2-Dichloropropane -ug/L	1,2-Dibromoethane -ug/L	Dichlorodifluoromethane -ug/L	Ethylbenzene -ug/L	Ethene -ug/L
MW-61B	87.18	2096.41	06/16/95	06/21/1995	Unfiltered	5.7		<0.5	<0.5	<1				<5		
MW-61B	77.06	2106.53	04/14/97	04/24/1997	Unfiltered	<0.5		<0.5	<0.5	<0.5				<0.5		
MW-61B	67.90	2115.69	10/20/97	10/30/1997	Unfiltered	<0.5		<0.5	<0.5	<0.5				<0.5		
MW-61B	85.83	2100.94	06/17/04	07/15/2004	Unfiltered	3.5	<0.55	<0.44	<0.30	<0.40	<0.35	<0.39	<0.51	<0.47	<0.19	
MW-61B	61.12	2125.65	06/01/05	07/06/2005	Unfiltered	<29	<21	<45	<31	<28	<30	<40	<81	<27	<17	
MW-61B	64.51	2122.258	06/01/06	07/13/2006	Unfiltered	<7.3	<5.4	<11	<7.6	<7.1	<7.6	<10	<20	<6.7	<4.4	
MW-61B	71.36	2115.408	05/31/07	06/25/2007	Unfiltered	1.7		<0.2	<0.2	<0.2					<0.2	
MW-61B	74.35	2112.42	05/14/08	06/11/2008	Unfiltered	3.9 Jq		<1	<1	<1					<1	
MW-61B	78.09	2108.68	05/08/09	06/05/2009	Unfiltered	<81	<51	<57	<72	<76	<76	<92	<93	<98	<44	
MW-61B	80.3	2106.468	05/13/2010	06/07/2010	Unfiltered	3.3		<0.30	<0.24	<0.19					<0.26	
MW-61B	80.3	2106.468	05/13/2010	06/18/2010	Unfiltered											0.04 Jq
MW-61B	81.69	2105.08	12/20/2010	1/10/2011	Unfiltered	3.7		<0.30	<0.24	<0.19					<0.26	0.05 Jq
MW-61C	91.42	2092.26	10/29/92	09/16/1992	Unfiltered											
MW-61C	NA	NA	NA	03/16/1993	Unfiltered											
MW-61C	53.40	2130.28	06/16/95	06/25/1995	Unfiltered	<1 U		<0.5	<0.5	<1				<5		
MW-61C	90.88	2095.96	06/17/04	07/15/2004	Unfiltered	<0.60	<0.55	<0.44	<0.30	<0.40	<0.35	<0.39	<0.51	<0.47	<0.19	
MW-61C	71.71	2115.127	06/01/06	07/03/2006	Unfiltered	<0.29	<0.21	<0.45	<0.31	<0.28	<0.30	<0.40	<0.81	<0.27	<0.17	
MW-61C	79.36	2107.48	05/14/08	06/11/2008	Unfiltered	<1		<1	<1	<1					<1	
MW-61C	83.74	2103.10	05/08/09	06/05/2009	Unfiltered	<0.40	<0.26	<0.28	<0.36	<0.38	<0.38	<0.46	<0.47	<0.49	<0.22	
MW-61C	85.81	2101.03	11/06/2009	11/12/2009	Unfiltered	<0.10		<0.30	<0.24	<0.19					<0.26	
MW-61C	85.1	2101.737	05/13/2010	06/07/2010	Unfiltered	<0.10		<0.30	<0.24	<0.19					<0.26	
MW-61C	85.1	2101.737	05/13/2010	06/18/2010	Unfiltered											0.04 Jq
MW-61C	87.28	2099.56	12/20/2010	1/12/2011	Unfiltered	<0.10		<0.30	<0.24	<0.19					<0.26	0.03 Jq
MW-61D	88.60	2095.05	10/29/92	09/16/1992	Unfiltered											
MW-61D	NA	NA	NA	03/11/1993	Unfiltered											
MW-61D	57.42	2126.23	06/16/95	06/24/1995	Unfiltered	<1		<0.5	<0.5	<1				<5		
MW-62A	34.98	2093.84	10/29/92	10/19/1992	Unfiltered											
MW-62A	34.98	2093.84	10/29/92	10/22/1992	Unfiltered											

Consolidation Data Summary Table - Groundwater
Beaumont Site 1

	Water Level Data					Volatile Organics										
Sample Location	Depth to Water (feet below ground surface)	Groundwater Elevation (feet above mean sea level)	Elevation Date	Sample Date	Filter Status	Ethane -ug/L	Hexachlorobutadiene -ug/L	2-Hexanone -ug/L	p-Isopropyltoluene -ug/L	Isopropylbenzene -ug/L	Methane -ug/L	4-Methyl-2-Pentanone -ug/L	Methyl tert-butyl ether (MTBE) -ug/L	Methylene Chloride -ug/L	Naphthalene -ug/L	n-Propylbenzene -ug/L
MW-61B	87.18	2096.41	06/16/95	06/21/1995	Unfiltered									<2		
MW-61B	77.06	2106.53	04/14/97	04/24/1997	Unfiltered									<2		
MW-61B	67.90	2115.69	10/20/97	10/30/1997	Unfiltered									<2		
MW-61B	85.83	2100.94	06/17/04	07/15/2004	Unfiltered			<2.5	<0.17	<0.17		<2.6	<0.28	<1.7	<0.56	<0.24
MW-61B	61.12	2125.65	06/01/05	07/06/2005	Unfiltered			<190	<21	<24		<240	<29	<260	<95	<30
MW-61B	64.51	2122.258	06/01/06	07/13/2006	Unfiltered			<47	<5.2	<6.1		<59	<7.3	69 BJaq	<24	<7.4
MW-61B	71.36	2115.408	05/31/07	06/25/2007	Unfiltered			<5				<5	<0.2	<0.5		
MW-61B	74.35	2112.42	05/14/08	06/11/2008	Unfiltered			<5				<5	<1	<50		
MW-61B	78.09	2108.68	05/08/09	06/05/2009	Unfiltered			<1400	<52	<45		<880	<61	<520	<510	<160
MW-61B	80.3	2106.468	05/13/2010	06/07/2010	Unfiltered			<1.2				<0.95	<0.29	0.34 Jq		
MW-61B	80.3	2106.468	05/13/2010	06/18/2010	Unfiltered	0.31					0.19					
MW-61B	81.69	2105.08	12/20/2010	1/10/2011	Unfiltered	0.35		<1.2			0.23 Ba	<0.95	<0.43	0.39 BJakq		
MW-61C	91.42	2092.26	10/29/92	09/16/1992	Unfiltered											
MW-61C	NA	NA	NA	03/16/1993	Unfiltered											
MW-61C	53.40	2130.28	06/16/95	06/25/1995	Unfiltered									8.1		
MW-61C	90.88	2095.96	06/17/04	07/15/2004	Unfiltered			<2.5	<0.17	<0.17		<2.6	<0.28	<1.7	<0.56	<0.24
MW-61C	71.71	2115.127	06/01/06	07/03/2006	Unfiltered			<1.9	<0.21	<0.24		<2.4	<0.29	<2.6	<0.95	<0.30
MW-61C	79.36	2107.48	05/14/08	06/11/2008	Unfiltered			<5				<5	<1	2.4 BJakq		
MW-61C	83.74	2103.10	05/08/09	06/05/2009	Unfiltered			<6.9	<0.26	<0.23		<4.4	<0.30	<2.6	<2.5	<0.79
MW-61C	85.81	2101.03	11/06/2009	11/12/2009	Unfiltered			<1.2				<0.95	<0.29	<0.15		
MW-61C	85.1	2101.737	05/13/2010	06/07/2010	Unfiltered			<1.2				<0.95	<0.29	<0.15		
MW-61C	85.1	2101.737	05/13/2010	06/18/2010	Unfiltered	0.45					0.24					
MW-61C	87.28	2099.56	12/20/2010	1/12/2011	Unfiltered	0.61		<1.2			0.41 Ba	<0.95	<0.43	0.19 BJkq		
MW-61D	88.60	2095.05	10/29/92	09/16/1992	Unfiltered											
MW-61D	NA	NA	NA	03/11/1993	Unfiltered											
MW-61D	57.42	2126.23	06/16/95	06/24/1995	Unfiltered									<2.2		
MW-62A	34.98	2093.84	10/29/92	10/19/1992	Unfiltered											
MW-62A	34.98	2093.84	10/29/92	10/22/1992	Unfiltered											

Consolidation Data Summary Table - Groundwater
Beaumont Site 1

	Water Level Data					Volatile Organics										
Sample Location	Depth to Water (feet below ground surface)	Groundwater Elevation (feet above mean sea level)	Elevation Date	Sample Date	Filter Status	Styrene -ug/L	Toluene -ug/L	1,1,1,2-Tetrachloroethane -ug/L	1,1,1-Trichloroethane -ug/L	1,1,2-Trichloroethane -ug/L	1,2,3-Trichlorobenzene -ug/L	1,2,4-Trichlorobenzene -ug/L	Trichloroethene -ug/L	1,2,3-Trichloropropane -ug/L	Trichlorofluoromethane -ug/L	1,1,2-Trichloro-1,2,2-Trifluoroethane -ug/L
MW-61B	87.18	2096.41	06/16/95	06/21/1995	Unfiltered				450	25			3900		<5	
MW-61B	77.06	2106.53	04/14/97	04/24/1997	Unfiltered				152	77.7			1824		<0.5	
MW-61B	67.90	2115.69	10/20/97	10/30/1997	Unfiltered				183	29			2216		<0.5	
MW-61B	85.83	2100.94	06/17/04	07/15/2004	Unfiltered	<0.14	<0.35	<0.45	23	16	1.9	1.7	1300 Bk	.0095 Ba	<0.27	<0.70
MW-61B	61.12	2125.65	06/01/05	07/06/2005	Unfiltered	<29	<35	<37	<32	<54	<39	<35	2400	<230	<36	<54
MW-61B	64.51	2122.258	06/01/06	07/13/2006	Unfiltered	<7.1	<8.7	<9.3	10 Jq	<14	<9.8	<8.7	540	<56	<9.0	<13
MW-61B	71.36	2115.408	05/31/07	06/25/2007	Unfiltered	<0.2	<0.2		7.2	8.4			610			
MW-61B	74.35	2112.42	05/14/08	06/11/2008	Unfiltered	<1	<1		8.5	11			1300			
MW-61B	78.09	2108.68	05/08/09	06/05/2009	Unfiltered	<60	<65	<70	<90	<110	<61	<97	1100	<270	<62	<130
MW-61B	80.3	2106.468	05/13/2010	06/07/2010	Unfiltered	<0.22	<0.22		7.6	16			1900	<0.29	<0.16	
MW-61B	80.3	2106.468	05/13/2010	06/18/2010	Unfiltered											
MW-61B	81.69	2105.08	12/20/2010	1/10/2011	Unfiltered	<0.22	<0.22		5.6	15			1700	<0.29	<0.16	
MW-61C	91.42	2092.26	10/29/92	09/16/1992	Unfiltered				<10				23			
MW-61C	NA	NA	NA	03/16/1993	Unfiltered				34.4				8.2			
MW-61C	53.40	2130.28	06/16/95	06/25/1995	Unfiltered				<1	<0.5			0.75		<5	
MW-61C	90.88	2095.96	06/17/04	07/15/2004	Unfiltered	<0.14	<0.35	<0.45	<0.46	<0.42	<0.40	<0.28	8.0 Bk	<0.81	<0.27	<0.70
MW-61C	71.71	2115.127	06/01/06	07/03/2006	Unfiltered	<0.29	<0.35	<0.37	<0.32	<0.54	<0.39	<0.35	15	<2.3	<0.36	<0.54
MW-61C	79.36	2107.48	05/14/08	06/11/2008	Unfiltered	<1	<1		<1	<1			10			
MW-61C	83.74	2103.10	05/08/09	06/05/2009	Unfiltered	<0.30	<0.33	<0.35	<0.45	<0.54	<0.31	<0.49	18	<1.3	<0.31	<0.64
MW-61C	85.81	2101.03	11/06/2009	11/12/2009	Unfiltered	<0.22	<0.22		<0.12	<0.31			28	<0.29	<0.16	
MW-61C	85.1	2101.737	05/13/2010	06/07/2010	Unfiltered	<0.22	<0.22		<0.12	<0.31			31	<0.29	<0.16	
MW-61C	85.1	2101.737	05/13/2010	06/18/2010	Unfiltered											
MW-61C	87.28	2099.56	12/20/2010	1/12/2011	Unfiltered	<0.22	<0.22		0.13 Jq	0.35 Jq			43	<0.29	<0.16	
MW-61D	88.60	2095.05	10/29/92	09/16/1992	Unfiltered				<4				<8			
MW-61D	NA	NA	NA	03/11/1993	Unfiltered				<3				1.82			
MW-61D	57.42	2126.23	06/16/95	06/24/1995	Unfiltered				2.9	<0.5			3.1		<5	
MW-62A	34.98	2093.84	10/29/92	10/19/1992	Unfiltered				<600				<400			
MW-62A	34.98	2093.84	10/29/92	10/22/1992	Unfiltered								65			

Consolidation Data Summary Table - Groundwater
Beaumont Site 1

	Water Level Data					Volatile Organics							
Sample Location	Depth to Water (feet below ground surface)	Groundwater Elevation (feet above mean sea level)	Elevation Date	Sample Date	Filter Status	1,2,4-Trimethylbenzene -ug/L	1,3,5-Trimethylbenzene -ug/L	1,1,2,2-Tetrachloroethane -ug/L	Tetrachloroethene (PCE) -ug/L	Vinyl Acetate -ug/L	Vinyl Chloride -ug/L	m,p-Xylenes -ug/L	o-Xylene -ug/L
MW-61B	87.18	2096.41	06/16/95	06/21/1995	Unfiltered			<1	14		<0.5		
MW-61B	77.06	2106.53	04/14/97	04/24/1997	Unfiltered			<0.5	24.2		<0.5		
MW-61B	67.90	2115.69	10/20/97	10/30/1997	Unfiltered			<0.5	7.5		<0.5		
MW-61B	85.83	2100.94	06/17/04	07/15/2004	Unfiltered	<0.22	<0.11	<0.19	3.7	<3.6	0.57	<0.17	<0.16
MW-61B	61.12	2125.65	06/01/05	07/06/2005	Unfiltered	<26	<19	<37	<29	<320	<33	<38	<21
MW-61B	64.51	2122.258	06/01/06	07/13/2006	Unfiltered	<6.4	<4.7	<9.2	<7.4	<81	<8.3	<9.5	<5.2
MW-61B	71.36	2115.408	05/31/07	06/25/2007	Unfiltered			<0.2	1		4.3	<0.5	<20
MW-61B	74.35	2112.42	05/14/08	06/11/2008	Unfiltered			<1	3.8 Jq		<1	<2	<1
MW-61B	78.09	2108.68	05/08/09	06/05/2009	Unfiltered	<49	<46	<88	<100	<1400	<65	<91	<47
MW-61B	80.3	2106.468	05/13/2010	06/07/2010	Unfiltered			<0.29	7.1	<0.48	0.41 Jq	<0.36	<0.41
MW-61B	80.3	2106.468	05/13/2010	06/18/2010	Unfiltered								
MW-61B	81.69	2105.08	12/20/2010	1/10/2011	Unfiltered			<0.29	7.9	<0.48	0.47 Jq	<0.36	<0.41
MW-61C	91.42	2092.26	10/29/92	09/16/1992	Unfiltered				<30				
MW-61C	NA	NA	NA	03/16/1993	Unfiltered				<10				
MW-61C	53.40	2130.28	06/16/95	06/25/1995	Unfiltered			<1	<0.5		<0.5		
MW-61C	90.88	2095.96	06/17/04	07/15/2004	Unfiltered	<0.22	<0.11	<0.19	<0.20	<3.6	<0.35	<0.17	<0.16
MW-61C	71.71	2115.127	06/01/06	07/03/2006	Unfiltered	<0.26	<0.19	<0.37	<0.29	<3.2	<0.33	<0.38	<0.21
MW-61C	79.36	2107.48	05/14/08	06/11/2008	Unfiltered			<1	<1		<1	<2	<1
MW-61C	83.74	2103.10	05/08/09	06/05/2009	Unfiltered	<0.24	<0.23	<0.44	<0.51	<7.1	<0.33	<0.45	<0.24
MW-61C	85.81	2101.03	11/06/2009	11/12/2009	Unfiltered			<0.29	<0.17	<0.48	<0.13	<0.36	<0.41
MW-61C	85.1	2101.737	05/13/2010	06/07/2010	Unfiltered			<0.29	<0.17	<0.48	<0.13	<0.36	<0.41
MW-61C	85.1	2101.737	05/13/2010	06/18/2010	Unfiltered								
MW-61C	87.28	2099.56	12/20/2010	1/12/2011	Unfiltered			<0.29	<0.23	<0.48	<0.13	<0.36	<0.41
MW-61D	88.60	2095.05	10/29/92	09/16/1992	Unfiltered				<12				
MW-61D	NA	NA	NA	03/11/1993	Unfiltered				<1				
MW-61D	57.42	2126.23	06/16/95	06/24/1995	Unfiltered			<1	<0.5		<0.5		
MW-62A	34.98	2093.84	10/29/92	10/19/1992	Unfiltered				<200				
MW-62A	34.98	2093.84	10/29/92	10/22/1992	Unfiltered				<5				

Consolidation Data Summary Table - Groundwater
Beaumont Site 1

	Water Level Data					Volatile Organics										
Sample Location	Depth to Water (feet below ground surface)	Groundwater Elevation (feet above mean sea level)	Elevation Date	Sample Date	Filter Status	1,4-Dioxane -ug/L	N-Nitrosodimethylamine -ng/L	Acetone -ug/L	Bromodichloromethane -ug/L	2-Butanone -ug/L	Bromobenzene -ug/L	Bromochloromethane -ug/L	Bromomethane -ug/L	Bromoform -ug/L	n-Butylbenzene -ug/L	sec-Butylbenzene -ug/L
MW-62A	NA	NA	NA	03/04/1993	Unfiltered											
MW-62A	7.70	2121.12	04/11/94	04/18/1994	Unfiltered											
MW-62A	12.83	2115.99	12/16/94	12/16/1994	Unfiltered				<1				<5 E	<2		
MW-62A	0.00	2128.82	06/16/95	06/22/1995	Unfiltered				<1				<5	<2		
MW-62A	8.40	2120.42	04/19/96	04/27/1996	Unfiltered				<1				<1	<1		
MW-62A	12.57	2116.25	10/21/96	10/30/1996	Unfiltered				<0.5				<0.5	<1		
MW-62A	14.38	2114.44	04/14/97	04/17/1997	Unfiltered				<0.5				<0.5	<1		
MW-62A	17.46	2111.36	10/20/97	10/30/1997	Unfiltered				<0.5				<0.5	<1		
MW-62A	8.30	2120.52	04/21/98	04/30/1998	Unfiltered				<0.5				<0.5	<0.5		
MW-62A	6.20	2122.62	10/13/98	10/18/1998	Unfiltered				<0.5				<0.5	<0.5		
MW-62A	10.00	2118.82	04/06/99	04/14/1999	Unfiltered				<0.5				<2	<2		
MW-62A	13.59	2115.23	10/25/99	10/27/1999	Unfiltered				<0.5				<2	<2		
MW-62A	17.36	2111.46	05/04/00	05/08/2000	Unfiltered				<0.5				<2	<2		
MW-62A	20.47	2108.35	12/04/00	12/12/2000	Unfiltered				<1				<1	<1		
MW-62A	25.20	2103.62	10/29/01	11/06/2001	Unfiltered				<1				<1	<1		
MW-62A	28.18	2100.64	05/20/02	05/23/2002	Unfiltered											
MW-62A	28.18	2100.64	05/20/02	05/28/2002	Unfiltered	36 Je										
MW-62A	31.80	2099.52	07/11/03	07/28/2003	Unfiltered	46		<3.6	<0.33	<1.7	<0.26	<0.37	<0.90	<0.87	<0.34	<0.11
MW-62A	34.68	2096.64	06/17/04	07/02/2004	Unfiltered	46		<3.6	<0.33	<1.7	<0.26	<0.37	<0.90	<0.87	<0.34	<0.11
MW-62A	14.92	2116.40	06/01/05	06/27/2005	Unfiltered	24		<6.1	<0.27	<4.2	<0.47	<0.68	<2.9	<0.62	<0.29	<0.21
MW-62A	18.66	2112.66	05/30/06	06/14/2006	Unfiltered	36		<6.1	<0.27	<4.2	<0.47	<0.68	<2.9	<0.62	<0.29	<0.21
MW-62A	23.64	2107.677	05/30/07	06/21/2007	Unfiltered	<0.57		<5	<0.2	<5			<0.2	<0.3		
MW-62A	24.83	2106.49	05/13/08	06/10/2008	Unfiltered	20		5.9 Jq	<1	<5			<1	<1		
MW-62A	28.67	2102.65	05/07/09	06/18/2009	Unfiltered	37		<5.0	<0.11	<1.2			<0.48	<0.13		
MW-62A	30.95	2100.367	05/14/2010	06/17/2010	Unfiltered	27		<5.0	<0.11	<1.2			<0.48	<0.13		
MW-62B	34.28	2094.58	10/29/92	10/20/1992	Unfiltered											
MW-62B	34.28	2094.58	10/29/92	10/22/1992	Unfiltered											
MW-62B	NA	NA	NA	03/15/1993	Unfiltered											

Consolidation Data Summary Table - Groundwater
Beaumont Site 1

	Water Level Data					Volatile Organics									
Sample Location	Depth to Water (feet below ground surface)	Groundwater Elevation (feet above mean sea level)	Elevation Date	Sample Date	Filter Status	tert-Butylbenzene -ug/L	Benzene -ug/L	Carbon Disulfide -ug/L	Chlorobenzene -ug/L	2-Chlorotoluene -ug/L	4-Chlorotoluene -ug/L	Chloroethane -ug/L	Chloromethane -ug/L	Carbon Tetrachloride -ug/L	Chloroform -ug/L
MW-62A	NA	NA	NA	03/04/1993	Unfiltered										
MW-62A	7.70	2121.12	04/11/94	04/18/1994	Unfiltered										
MW-62A	12.83	2115.99	12/16/94	12/16/1994	Unfiltered				<2 E			<2 E	<2 E	2.1 E	5.4 E
MW-62A	0.00	2128.82	06/16/95	06/22/1995	Unfiltered				<2			<2	<2	1.8	2.7
MW-62A	8.40	2120.42	04/19/96	04/27/1996	Unfiltered				<1			<1	<1	<1	3.6
MW-62A	12.57	2116.25	10/21/96	10/30/1996	Unfiltered				<0.5			<1	<1	<0.5	3
MW-62A	14.38	2114.44	04/14/97	04/17/1997	Unfiltered				<0.5			<1	<1	<0.5	0.7
MW-62A	17.46	2111.36	10/20/97	10/30/1997	Unfiltered				<0.5			<1	<1	1.5	2.3
MW-62A	8.30	2120.52	04/21/98	04/30/1998	Unfiltered				<0.5			<0.5	<0.5	4.9	6.7
MW-62A	6.20	2122.62	10/13/98	10/18/1998	Unfiltered				<0.5			<0.5	<0.5	<0.5	5.6
MW-62A	10.00	2118.82	04/06/99	04/14/1999	Unfiltered				<0.5			<2	<2	<0.5	2.4
MW-62A	13.59	2115.23	10/25/99	10/27/1999	Unfiltered				<0.5			<2	<2	<0.5	2.8
MW-62A	17.36	2111.46	05/04/00	05/08/2000	Unfiltered				<0.5			<2	<2	<0.5	<2
MW-62A	20.47	2108.35	12/04/00	12/12/2000	Unfiltered				<0.5			<1	<1	<0.5	1.5
MW-62A	25.20	2103.62	10/29/01	11/06/2001	Unfiltered				<0.5			<1	<1	<0.5	<1
MW-62A	28.18	2100.64	05/20/02	05/23/2002	Unfiltered									<0.5	1.3
MW-62A	28.18	2100.64	05/20/02	05/28/2002	Unfiltered										
MW-62A	31.80	2099.52	07/11/03	07/28/2003	Unfiltered	<0.23	<0.29	<0.28	<0.19	<0.67	<0.16	<0.46	<0.43	<0.40	1.4
MW-62A	34.68	2096.64	06/17/04	07/02/2004	Unfiltered	<0.23	<0.29	<0.28	<0.19	<0.67	<0.16	<0.46	<0.43	<0.40	<0.45
MW-62A	14.92	2116.40	06/01/05	06/27/2005	Unfiltered	<0.17	<0.26	<1.0	<0.36	<0.24	<0.30	<0.52	<1.8	<0.42	1.8
MW-62A	18.66	2112.66	05/30/06	06/14/2006	Unfiltered	<0.17	<0.26	<1.0	<0.36	<0.24	<0.30	<0.52	<1.8	<0.42	1.4
MW-62A	23.64	2107.677	05/30/07	06/21/2007	Unfiltered		<0.2	<0.2	<0.2			<0.2	<0.2	<0.2	0.9 Jq
MW-62A	24.83	2106.49	05/13/08	06/10/2008	Unfiltered		<1	<1	<1			<1	<1	<1	2 Jq
MW-62A	28.67	2102.65	05/07/09	06/18/2009	Unfiltered		<0.14	<0.36	<0.23			<0.35	<0.36	<0.15	1.4
MW-62A	30.95	2100.367	05/14/2010	06/17/2010	Unfiltered		<0.14	<0.36	<0.23			<0.35	<0.36	<0.15	2.2
MW-62B	34.28	2094.58	10/29/92	10/20/1992	Unfiltered										
MW-62B	34.28	2094.58	10/29/92	10/22/1992	Unfiltered										
MW-62B	NA	NA	NA	03/15/1993	Unfiltered										

Consolidation Data Summary Table - Groundwater
Beaumont Site 1

	Water Level Data					Volatile Organics									
Sample Location	Depth to Water (feet below ground surface)	Groundwater Elevation (feet above mean sea level)	Elevation Date	Sample Date	Filter Status	Dibromochloromethane -ug/L	1,2-Dibromo-3-Chloropropane -ug/L	Dibromomethane -ug/L	1,1-Dichloroethane -ug/L	1,2-Dichloroethane -ug/L	1,2-Dichlorobenzene -ug/L	1,3-Dichlorobenzene -ug/L	1,4-Dichlorobenzene -ug/L	1,1-Dichloroethene -ug/L	cis-1,2-Dichloroethene -ug/L
MW-62A	NA	NA	NA	03/04/1993	Unfiltered					<10				515.25	
MW-62A	7.70	2121.12	04/11/94	04/18/1994	Unfiltered					866				828	
MW-62A	12.83	2115.99	12/16/94	12/16/1994	Unfiltered	<1			4.2 E	1.6 E	<3	<2 E	<2 E	360 E	<1 E
MW-62A	0.00	2128.82	06/16/95	06/22/1995	Unfiltered	<1			2.9	2.3 E	<3	<2	<2	120	<1
MW-62A	8.40	2120.42	04/19/96	04/27/1996	Unfiltered	<1			<1.8	<1	<1	<1	<1	<120	<1
MW-62A	12.57	2116.25	10/21/96	10/30/1996	Unfiltered	<0.5			<0.5	<0.5	<0.5	<0.5	<0.5	111	
MW-62A	14.38	2114.44	04/14/97	04/17/1997	Unfiltered	<0.5			<0.5	<0.5	<0.5	<0.5	<0.5	46.2	
MW-62A	17.46	2111.36	10/20/97	10/30/1997	Unfiltered	<0.5			1.8	<0.5	<0.5	<0.5	<0.5	125	
MW-62A	8.30	2120.52	04/21/98	04/30/1998	Unfiltered	<0.5			7.6	<0.5	<0.5	<0.5	<0.5	157	
MW-62A	6.20	2122.62	10/13/98	10/18/1998	Unfiltered	<0.5			5.5	<0.5	<0.5	<0.5	<0.5	142	
MW-62A	10.00	2118.82	04/06/99	04/14/1999	Unfiltered	<0.5			1.4	<0.5	<1	<1	<1	57	<0.5
MW-62A	13.59	2115.23	10/25/99	10/27/1999	Unfiltered	<0.5			1.9	0.9	<1	<1	<1	79	<0.5
MW-62A	17.36	2111.46	05/04/00	05/08/2000	Unfiltered	<0.5			1.7	0.6	<1	<1	<1	83	<0.5
MW-62A	20.47	2108.35	12/04/00	12/12/2000	Unfiltered	<1			1.7	<0.5	<0.5	<0.5	<0.5	81	<0.5
MW-62A	25.20	2103.62	10/29/01	11/06/2001	Unfiltered	<1			1.1	0.8	<0.5	<0.5	<0.5	44	<0.5
MW-62A	28.18	2100.64	05/20/02	05/23/2002	Unfiltered				1.5	0.58				53	<1
MW-62A	28.18	2100.64	05/20/02	05/28/2002	Unfiltered										
MW-62A	31.80	2099.52	07/11/03	07/28/2003	Unfiltered	<0.29	<2.6	<0.46	1.2	<0.35	<0.29	<0.27	<0.28	61	<0.56
MW-62A	34.68	2096.64	06/17/04	07/02/2004	Unfiltered	<0.29	<2.6	<0.46	<0.40	<0.35	<0.29	<0.27	<0.28	4.5	<0.56
MW-62A	14.92	2116.40	06/01/05	06/27/2005	Unfiltered	<0.45	<2.5	<0.42	1.8	0.62	<0.24	<0.38	<0.30	79	<0.35
MW-62A	18.66	2112.66	05/30/06	06/14/2006	Unfiltered	<0.45	<2.5	<0.42	1.4	<0.22	<0.24	<0.38	<0.30	62	<0.35
MW-62A	23.64	2107.677	05/30/07	06/21/2007	Unfiltered	<0.2			0.94 Jq	0.34 Jq				38	<0.2
MW-62A	24.83	2106.49	05/13/08	06/10/2008	Unfiltered	<1			1.4 Jq	<1				54	<1
MW-62A	28.67	2102.65	05/07/09	06/18/2009	Unfiltered	<0.37			1.2	<0.21	<0.20	<0.15	<0.072	52	<0.18 Jq
MW-62A	30.95	2100.367	05/14/2010	06/17/2010	Unfiltered	<0.37			1.3	0.35 Jq	<0.20	<0.15	<0.072	50	<0.18
MW-62B	34.28	2094.58	10/29/92	10/20/1992	Unfiltered					<100				950	
MW-62B	34.28	2094.58	10/29/92	10/22/1992	Unfiltered					<100				1200	
MW-62B	NA	NA	NA	03/15/1993	Unfiltered					<10				604	

Consolidation Data Summary Table - Groundwater
Beaumont Site 1

	Water Level Data						Volatile Organics									
Sample Location	Depth to Water (feet below ground surface)	Groundwater Elevation (feet above mean sea level)	Elevation Date	Sample Date	Filter Status	trans-1,2-Dichloroethene -ug/L	1,1-Dichloropropene -ug/L	cis-1,3-Dichloropropene -ug/L	trans-1,3-Dichloropropene -ug/L	1,2-Dichloropropane -ug/L	1,3-Dichloropropane -ug/L	2,2-Dichloropropane -ug/L	1,2-Dibromoethane -ug/L	Dichlorodifluoromethane -ug/L	Ethylbenzene -ug/L	Ethene -ug/L
MW-62A	NA	NA	NA	03/04/1993	Unfiltered											
MW-62A	7.70	2121.12	04/11/94	04/18/1994	Unfiltered											
MW-62A	12.83	2115.99	12/16/94	12/16/1994	Unfiltered	<1 E		<0.5 E	<0.5 E	<1 E				<5 E		
MW-62A	0.00	2128.82	06/16/95	06/22/1995	Unfiltered	<1		<0.5	<0.5	<1				<5		
MW-62A	8.40	2120.42	04/19/96	04/27/1996	Unfiltered	<1		<1	<1	<1						
MW-62A	12.57	2116.25	10/21/96	10/30/1996	Unfiltered	<0.5		<0.5	<0.5	<0.5				<0.5		
MW-62A	14.38	2114.44	04/14/97	04/17/1997	Unfiltered	<0.5		<0.5	<0.5	<0.5				<0.5		
MW-62A	17.46	2111.36	10/20/97	10/30/1997	Unfiltered	<0.5		<0.5	<0.5	<0.5				<0.5		
MW-62A	8.30	2120.52	04/21/98	04/30/1998	Unfiltered	<0.5		<0.5	<0.5	<0.5				<0.5		
MW-62A	6.20	2122.62	10/13/98	10/18/1998	Unfiltered	<0.5		<0.5	<0.5	<0.5				<0.5		
MW-62A	10.00	2118.82	04/06/99	04/14/1999	Unfiltered	<0.5		<0.5	<0.5	<0.5				<2		
MW-62A	13.59	2115.23	10/25/99	10/27/1999	Unfiltered	<0.5		<0.5	<0.5	<0.5				<2		
MW-62A	17.36	2111.46	05/04/00	05/08/2000	Unfiltered	<0.5		<0.5	<0.5	<0.5				<2		
MW-62A	20.47	2108.35	12/04/00	12/12/2000	Unfiltered	<0.5		<0.5	<0.5	<0.5				<1		
MW-62A	25.20	2103.62	10/29/01	11/06/2001	Unfiltered	<0.5		<0.5	<0.5	<0.5				<1		
MW-62A	28.18	2100.64	05/20/02	05/23/2002	Unfiltered	<1										
MW-62A	28.18	2100.64	05/20/02	05/28/2002	Unfiltered											
MW-62A	31.80	2099.52	07/11/03	07/28/2003	Unfiltered	<0.60	<0.55	<0.44	<0.30	<0.40	<0.35	<0.39	<0.51	<0.47	<0.19	
MW-62A	34.68	2096.64	06/17/04	07/02/2004	Unfiltered	<0.60	<0.55	<0.44	<0.30	<0.40	<0.35	<0.39	<0.51	<0.47	<0.19	
MW-62A	14.92	2116.40	06/01/05	06/27/2005	Unfiltered	<0.29	<0.21	<0.45	<0.31	<0.28	<0.30	<0.40	<0.81	<0.27	<0.17	
MW-62A	18.66	2112.66	05/30/06	06/14/2006	Unfiltered	<0.29	<0.21	<0.45	<0.31	<0.28	<0.30	<0.40	<0.81	<0.27	<0.17	
MW-62A	23.64	2107.677	05/30/07	06/21/2007	Unfiltered	<0.2		<0.2	<0.2	<0.2					<0.2	
MW-62A	24.83	2106.49	05/13/08	06/10/2008	Unfiltered	<1		<1	<1	<1					<1	
MW-62A	28.67	2102.65	05/07/09	06/18/2009	Unfiltered	<0.10		<0.30	<0.24	<0.19					<0.26	
MW-62A	30.95	2100.367	05/14/2010	06/17/2010	Unfiltered	<0.10		<0.30	<0.24	<0.19					<0.26	<0.02
MW-62B	34.28	2094.58	10/29/92	10/20/1992	Unfiltered											
MW-62B	34.28	2094.58	10/29/92	10/22/1992	Unfiltered											
MW-62B	NA	NA	NA	03/15/1993	Unfiltered											

Consolidation Data Summary Table - Groundwater
Beaumont Site 1

	Water Level Data					Volatile Organics										
Sample Location	Depth to Water (feet below ground surface)	Groundwater Elevation (feet above mean sea level)	Elevation Date	Sample Date	Filter Status	Ethane -ug/L	Hexachlorobutadiene -ug/L	2-Hexanone -ug/L	p-Isopropyltoluene -ug/L	Isopropylbenzene -ug/L	Methane -ug/L	4-Methyl-2-Pentanone -ug/L	Methyl tert-butyl ether (MTBE) -ug/L	Methylene Chloride -ug/L	Naphthalene -ug/L	n-Propylbenzene -ug/L
MW-62A	NA	NA	NA	03/04/1993	Unfiltered											
MW-62A	7.70	2121.12	04/11/94	04/18/1994	Unfiltered											
MW-62A	12.83	2115.99	12/16/94	12/16/1994	Unfiltered									<2 E		
MW-62A	0.00	2128.82	06/16/95	06/22/1995	Unfiltered									<2		
MW-62A	8.40	2120.42	04/19/96	04/27/1996	Unfiltered									<4		
MW-62A	12.57	2116.25	10/21/96	10/30/1996	Unfiltered									<2		
MW-62A	14.38	2114.44	04/14/97	04/17/1997	Unfiltered									<2		
MW-62A	17.46	2111.36	10/20/97	10/30/1997	Unfiltered									<2		
MW-62A	8.30	2120.52	04/21/98	04/30/1998	Unfiltered									<0.5		
MW-62A	6.20	2122.62	10/13/98	10/18/1998	Unfiltered									<0.5		
MW-62A	10.00	2118.82	04/06/99	04/14/1999	Unfiltered									<2		
MW-62A	13.59	2115.23	10/25/99	10/27/1999	Unfiltered									<2		
MW-62A	17.36	2111.46	05/04/00	05/08/2000	Unfiltered									<2		
MW-62A	20.47	2108.35	12/04/00	12/12/2000	Unfiltered									<2		
MW-62A	25.20	2103.62	10/29/01	11/06/2001	Unfiltered									<2		
MW-62A	28.18	2100.64	05/20/02	05/23/2002	Unfiltered									<0.5		
MW-62A	28.18	2100.64	05/20/02	05/28/2002	Unfiltered											
MW-62A	31.80	2099.52	07/11/03	07/28/2003	Unfiltered			<2.5	<0.17	<0.17		<2.6	<0.28	<1.7	<0.56	<0.24
MW-62A	34.68	2096.64	06/17/04	07/02/2004	Unfiltered			<2.5	<0.17	<0.17		<2.6	<0.28	<1.7	<0.56	<0.24
MW-62A	14.92	2116.40	06/01/05	06/27/2005	Unfiltered			<1.9	<0.21	<0.24		<2.4	<0.29	<2.6	<0.95	<0.30
MW-62A	18.66	2112.66	05/30/06	06/14/2006	Unfiltered			<1.9	<0.21	<0.24		<2.4	<0.29	4.3 BJakq	<0.95	<0.30
MW-62A	23.64	2107.677	05/30/07	06/21/2007	Unfiltered			<5				<5	<0.2	<0.5		
MW-62A	24.83	2106.49	05/13/08	06/10/2008	Unfiltered			<5				<5	<1	1.1 BJakq		
MW-62A	28.67	2102.65	05/07/09	06/18/2009	Unfiltered			<1.2				<0.95	<0.29	<0.15		
MW-62A	30.95	2100.367	05/14/2010	06/17/2010	Unfiltered	<0.01		<1.2			0.32 Bk	<0.95	<0.29	<0.15		
MW-62B	34.28	2094.58	10/29/92	10/20/1992	Unfiltered											
MW-62B	34.28	2094.58	10/29/92	10/22/1992	Unfiltered											
MW-62B	NA	NA	NA	03/15/1993	Unfiltered											

Consolidation Data Summary Table - Groundwater
Beaumont Site 1

	Water Level Data					Volatile Organics										
Sample Location	Depth to Water (feet below ground surface)	Groundwater Elevation (feet above mean sea level)	Elevation Date	Sample Date	Filter Status	Styrene -ug/L	Toluene -ug/L	1,1,1,2-Tetrachloroethane -ug/L	1,1,1-Trichloroethane -ug/L	1,1,2-Trichloroethane -ug/L	1,2,3-Trichlorobenzene -ug/L	1,2,4-Trichlorobenzene -ug/L	Trichloroethene -ug/L	1,2,3-Trichloropropane -ug/L	Trichlorofluoromethane -ug/L	1,1,2-Trichloro-1,2,2-Trifluoroethane -ug/L
MW-62A	NA	NA	NA	03/04/1993	Unfiltered				37.29				80			
MW-62A	7.70	2121.12	04/11/94	04/18/1994	Unfiltered				102							
MW-62A	12.83	2115.99	12/16/94	12/16/1994	Unfiltered				22 E	<0.5 E			380 E		<5 E	
MW-62A	0.00	2128.82	06/16/95	06/22/1995	Unfiltered				<14	<0.5			120		<5	
MW-62A	8.40	2120.42	04/19/96	04/27/1996	Unfiltered				9.6	<1			<100		<1	<1
MW-62A	12.57	2116.25	10/21/96	10/30/1996	Unfiltered				12.6	<0.5			145		<0.5	
MW-62A	14.38	2114.44	04/14/97	04/17/1997	Unfiltered				5.7	<0.5			88		<0.5	
MW-62A	17.46	2111.36	10/20/97	10/30/1997	Unfiltered				4.8	<0.5			132		<0.5	
MW-62A	8.30	2120.52	04/21/98	04/30/1998	Unfiltered				8.5	<0.5			180		<0.5	
MW-62A	6.20	2122.62	10/13/98	10/18/1998	Unfiltered				8.1	<0.5			138		<0.5	
MW-62A	10.00	2118.82	04/06/99	04/14/1999	Unfiltered				5	<0.5			61		<2	
MW-62A	13.59	2115.23	10/25/99	10/27/1999	Unfiltered				4	<0.5			91		<2	
MW-62A	17.36	2111.46	05/04/00	05/08/2000	Unfiltered				<4	<0.5			100		<2	<5
MW-62A	20.47	2108.35	12/04/00	12/12/2000	Unfiltered				4	<0.5			77		<1	<2
MW-62A	25.20	2103.62	10/29/01	11/06/2001	Unfiltered				2	<0.5			62		<1	<2
MW-62A	28.18	2100.64	05/20/02	05/23/2002	Unfiltered		<1		2.4	<1			64			
MW-62A	28.18	2100.64	05/20/02	05/28/2002	Unfiltered											
MW-62A	31.80	2099.52	07/11/03	07/28/2003	Unfiltered	<0.14	<0.35	<0.45	1.6	<0.42	<0.40	<0.28	61	<2.0	<0.27	
MW-62A	34.68	2096.64	06/17/04	07/02/2004	Unfiltered	<0.14	<0.35	<0.45	<0.46	<0.42	<0.40	<0.28	11	<0.81	<0.27	<0.70
MW-62A	14.92	2116.40	06/01/05	06/27/2005	Unfiltered	<0.29	<0.35	<0.37	1.1	<0.54	<0.39	<0.35	86	<2.3	<0.36	<0.54
MW-62A	18.66	2112.66	05/30/06	06/14/2006	Unfiltered	<0.29	<0.35	<0.37	1.1	<0.54	<0.39	<0.35	70	<2.3	<0.36	<0.54
MW-62A	23.64	2107.677	05/30/07	06/21/2007	Unfiltered	<0.2	<0.2		0.64 Jq	0.27 Jq			59			
MW-62A	24.83	2106.49	05/13/08	06/10/2008	Unfiltered	<1	<1		<1	<1			79			
MW-62A	28.67	2102.65	05/07/09	06/18/2009	Unfiltered	<0.22	<0.22		0.51	<0.31 Jq			76		<0.16	
MW-62A	30.95	2100.367	05/14/2010	06/17/2010	Unfiltered	<0.22	<0.22		0.29 Jq	<0.31			81	<0.29	<0.16	
MW-62B	34.28	2094.58	10/29/92	10/20/1992	Unfiltered				<300				86			
MW-62B	34.28	2094.58	10/29/92	10/22/1992	Unfiltered								110			
MW-62B	NA	NA	NA	03/15/1993	Unfiltered				46.6				89.3			

Consolidation Data Summary Table - Groundwater
Beaumont Site 1

	Water Level Data					Volatile Organics							
Sample Location	Depth to Water (feet below ground surface)	Groundwater Elevation (feet above mean sea level)	Elevation Date	Sample Date	Filter Status	1,2,4-Trimethylbenzene -ug/L	1,3,5-Trimethylbenzene -ug/L	1,1,2,2-Tetrachloroethane -ug/L	Tetrachloroethene (PCE) -ug/L	Vinyl Acetate -ug/L	Vinyl Chloride -ug/L	m,p-Xylenes -ug/L	o-Xylene -ug/L
MW-62A	NA	NA	NA	03/04/1993	Unfiltered				<10				
MW-62A	7.70	2121.12	04/11/94	04/18/1994	Unfiltered								
MW-62A	12.83	2115.99	12/16/94	12/16/1994	Unfiltered			<1 E	<0.5 E		<0.5 E		
MW-62A	0.00	2128.82	06/16/95	06/22/1995	Unfiltered			<1	<0.5		<0.5		
MW-62A	8.40	2120.42	04/19/96	04/27/1996	Unfiltered			<1	<1		<1		
MW-62A	12.57	2116.25	10/21/96	10/30/1996	Unfiltered			<0.5	<0.5		<0.5		
MW-62A	14.38	2114.44	04/14/97	04/17/1997	Unfiltered			<0.5	<0.5		<0.5		
MW-62A	17.46	2111.36	10/20/97	10/30/1997	Unfiltered			<0.5	<0.5		<0.5		
MW-62A	8.30	2120.52	04/21/98	04/30/1998	Unfiltered			<0.5	<0.5		<0.5		
MW-62A	6.20	2122.62	10/13/98	10/18/1998	Unfiltered			<0.5	<0.5		<0.5		
MW-62A	10.00	2118.82	04/06/99	04/14/1999	Unfiltered			<0.5	2.2		<0.5		
MW-62A	13.59	2115.23	10/25/99	10/27/1999	Unfiltered			<0.5	<0.5		<0.5		
MW-62A	17.36	2111.46	05/04/00	05/08/2000	Unfiltered			<0.5	<0.5		<0.5		
MW-62A	20.47	2108.35	12/04/00	12/12/2000	Unfiltered			<0.5	<0.5		<0.5		
MW-62A	25.20	2103.62	10/29/01	11/06/2001	Unfiltered			<0.5	<0.5		<0.5		
MW-62A	28.18	2100.64	05/20/02	05/23/2002	Unfiltered	<1			<1		<1		<0.5
MW-62A	28.18	2100.64	05/20/02	05/28/2002	Unfiltered								
MW-62A	31.80	2099.52	07/11/03	07/28/2003	Unfiltered	<0.22	<0.11	<0.19	<0.20	<3.6	<0.35	<0.17	<0.16
MW-62A	34.68	2096.64	06/17/04	07/02/2004	Unfiltered	<0.22	<0.11	<0.19	<0.20	<3.6	<0.35	<0.17	<0.16
MW-62A	14.92	2116.40	06/01/05	06/27/2005	Unfiltered	<0.26	<0.19	<0.37	<0.29	<3.2	<0.33	<0.38	<0.21
MW-62A	18.66	2112.66	05/30/06	06/14/2006	Unfiltered	<0.26	<0.19	<0.37	<0.29	<3.2	<0.33	<0.38	<0.21
MW-62A	23.64	2107.677	05/30/07	06/21/2007	Unfiltered			<0.2	<0.2		<0.2	<0.5	<1
MW-62A	24.83	2106.49	05/13/08	06/10/2008	Unfiltered			<1	<1		<1	<2	<1
MW-62A	28.67	2102.65	05/07/09	06/18/2009	Unfiltered			<0.29	<0.17 Jq	<0.48	<0.13	<0.36	<0.41
MW-62A	30.95	2100.367	05/14/2010	06/17/2010	Unfiltered			<0.29	0.27 Jq	<0.48	<0.13	<0.36	<0.41
MW-62B	34.28	2094.58	10/29/92	10/20/1992	Unfiltered				<100				
MW-62B	34.28	2094.58	10/29/92	10/22/1992	Unfiltered				<100				
MW-62B	NA	NA	NA	03/15/1993	Unfiltered				<10				

Consolidation Data Summary Table - Groundwater
Beaumont Site 1

	Water Level Data					Volatile Organics										
Sample Location	Depth to Water (feet below ground surface)	Groundwater Elevation (feet above mean sea level)	Elevation Date	Sample Date	Filter Status	1,4-Dioxane -ug/L	N-Nitrosodimethylamine -ng/L	Acetone -ug/L	Bromodichloromethane -ug/L	2-Butanone -ug/L	Bromobenzene -ug/L	Bromochloromethane -ug/L	Bromomethane -ug/L	Bromoform -ug/L	n-Butylbenzene -ug/L	sec-Butylbenzene -ug/L
MW-62B	7.35	2121.51	04/11/94	04/18/1994	Unfiltered											
MW-62B	11.75	2117.11	12/16/94	12/16/1994	Unfiltered				<1				<5	<2		
MW-62B	0.00	2128.86	06/16/95	06/22/1995	Unfiltered				<1				<5	<2		
MW-63	NA	NA	NA	02/16/1993	Unfiltered											
MW-63	NA	NA	NA	02/24/1993	Unfiltered											
MW-63	36.20	2117.55	04/14/97	04/22/1997	Unfiltered				<0.5				<0.5	<1		
MW-63	39.74	2114.01	10/20/97	10/30/1997	Unfiltered				<0.5				<0.5	<1		
MW-63	22.56	2131.19	04/21/98	05/01/1998	Unfiltered				<0.5				<0.5	<0.5		
MW-63	24.40	2129.35	10/13/98	10/21/1998	Unfiltered				<0.5				<0.5	<0.5		
MW-63	30.04	2123.71	04/08/99	04/12/1999	Unfiltered				<0.5				<2	<2		
MW-63	0.00	0.00	10/25/99	10/29/1999	Unfiltered				<0.5				<2	<2		
MW-63	43.20	2110.55	12/04/00	12/07/2000	Unfiltered				<1				<1	<1		
MW-63	48.70	2105.05	10/31/01	11/07/2001	Unfiltered				<1				<1	<1		
MW-63	51.96	2101.79	05/20/02	05/23/2002	Unfiltered											
MW-63	51.96	2101.79	05/20/02	05/24/2002	Unfiltered	25 Je										
MW-64	NA	NA	NA	02/17/1993	Unfiltered											
MW-64	NA	NA	NA	03/22/1993	Unfiltered											
MW-64	26.06	2099.70	05/20/02	05/29/2002	Unfiltered	46										
MW-65	NA	NA	NA	02/15/1993	Unfiltered											
MW-65	NA	NA	NA	03/12/1993	Unfiltered											
MW-65	4.12	2122.15	06/16/95	06/22/1995	Unfiltered				<1				<5	<2		
MW-65	8.17	2118.10	12/04/95	12/15/1995	Unfiltered				<1				<2	<2		
MW-66	NA	NA	NA	02/22/1993	Unfiltered											
MW-66	NA	NA	NA	03/17/1993	Unfiltered											
MW-66	16.42	2111.45	12/04/95	12/15/1995	Unfiltered				<1				<2	<2		
MW-66	17.98	2109.89	04/19/96	04/26/1996	Unfiltered				<3				<3	<3		
MW-66	19.04	2108.83	10/21/96	10/30/1996	Unfiltered				<0.5				<0.5	<1		
MW-66	20.66	2107.21	04/14/97	04/17/1997	Unfiltered				<0.5				<0.5	<1		

Consolidation Data Summary Table - Groundwater
Beaumont Site 1

	Water Level Data					Volatile Organics									
Sample Location	Depth to Water (feet below ground surface)	Groundwater Elevation (feet above mean sea level)	Elevation Date	Sample Date	Filter Status	tert-Butylbenzene -ug/L	Benzene -ug/L	Carbon Disulfide -ug/L	Chlorobenzene -ug/L	2-Chlorotoluene -ug/L	4-Chlorotoluene -ug/L	Chloroethane -ug/L	Chloromethane -ug/L	Carbon Tetrachloride -ug/L	Chloroform -ug/L
MW-62B	7.35	2121.51	04/11/94	04/18/1994	Unfiltered										
MW-62B	11.75	2117.11	12/16/94	12/16/1994	Unfiltered				<2			<2	<2	2.2	5
MW-62B	0.00	2128.86	06/16/95	06/22/1995	Unfiltered				<2			<2	<2	1.7	2.3
MW-63	NA	NA	NA	02/16/1993	Unfiltered										
MW-63	NA	NA	NA	02/24/1993	Unfiltered										
MW-63	36.20	2117.55	04/14/97	04/22/1997	Unfiltered				<0.5			<1	<1	<0.5	<0.5
MW-63	39.74	2114.01	10/20/97	10/30/1997	Unfiltered				<0.5			<1	<1	<0.5	<0.5
MW-63	22.56	2131.19	04/21/98	05/01/1998	Unfiltered				<0.5			<0.5	<0.5	<0.5	<0.5
MW-63	24.40	2129.35	10/13/98	10/21/1998	Unfiltered				<0.5			<0.5	<0.5	<0.5	<0.5
MW-63	30.04	2123.71	04/08/99	04/12/1999	Unfiltered				<0.5			<2	<2	<0.5	<0.5
MW-63	0.00	0.00	10/25/99	10/29/1999	Unfiltered				<0.5			<2	<2	<0.5	<0.5
MW-63	43.20	2110.55	12/04/00	12/07/2000	Unfiltered				<0.5			<1	<1	<0.5	<0.5
MW-63	48.70	2105.05	10/31/01	11/07/2001	Unfiltered				<0.5			<1	<1	<0.5	<1
MW-63	51.96	2101.79	05/20/02	05/23/2002	Unfiltered									<0.5	<1
MW-63	51.96	2101.79	05/20/02	05/24/2002	Unfiltered										
MW-64	NA	NA	NA	02/17/1993	Unfiltered										
MW-64	NA	NA	NA	03/22/1993	Unfiltered										
MW-64	26.06	2099.70	05/20/02	05/29/2002	Unfiltered										
MW-65	NA	NA	NA	02/15/1993	Unfiltered										
MW-65	NA	NA	NA	03/12/1993	Unfiltered										
MW-65	4.12	2122.15	06/16/95	06/22/1995	Unfiltered				<2			<2	<2	2.6	4.9
MW-65	8.17	2118.10	12/04/95	12/15/1995	Unfiltered				19			<1	<1	1.5	3.3
MW-66	NA	NA	NA	02/22/1993	Unfiltered										
MW-66	NA	NA	NA	03/17/1993	Unfiltered										
MW-66	16.42	2111.45	12/04/95	12/15/1995	Unfiltered				<2			<1	<2	<0.5	4.2
MW-66	17.98	2109.89	04/19/96	04/26/1996	Unfiltered				<3			<3	<3	<3	7.4
MW-66	19.04	2108.83	10/21/96	10/30/1996	Unfiltered				<0.5			<1	<1	<0.5	4.5
MW-66	20.66	2107.21	04/14/97	04/17/1997	Unfiltered				<0.5			<1	<1	<0.5	2.5

Consolidation Data Summary Table - Groundwater
Beaumont Site 1

	Water Level Data					Volatile Organics									
Sample Location	Depth to Water (feet below ground surface)	Groundwater Elevation (feet above mean sea level)	Elevation Date	Sample Date	Filter Status	Dibromochloromethane -ug/L	1,2-Dibromo-3-Chloropropane -ug/L	Dibromomethane -ug/L	1,1-Dichloroethane -ug/L	1,2-Dichloroethane -ug/L	1,2-Dichlorobenzene -ug/L	1,3-Dichlorobenzene -ug/L	1,4-Dichlorobenzene -ug/L	1,1-Dichloroethene -ug/L	cis-1,2-Dichloroethene -ug/L
MW-62B	7.35	2121.51	04/11/94	04/18/1994	Unfiltered					186.25				185	
MW-62B	11.75	2117.11	12/16/94	12/16/1994	Unfiltered	<1			4.1	1.6 E	<3	<2	<2	410 E	<1
MW-62B	0.00	2128.86	06/16/95	06/22/1995	Unfiltered	<1			3.7	2.5 E	<3	<2	<2	97 E	<1
MW-63	NA	NA	NA	02/16/1993	Unfiltered					18.4				475.6	
MW-63	NA	NA	NA	02/24/1993	Unfiltered					<16				121.5	
MW-63	36.20	2117.55	04/14/97	04/22/1997	Unfiltered	<0.5			<0.5	<0.5	<0.5	<0.5	<0.5	39.1	
MW-63	39.74	2114.01	10/20/97	10/30/1997	Unfiltered	<0.5			0.64	<0.5	<0.5	<0.5	<0.5	67.8	
MW-63	22.56	2131.19	04/21/98	05/01/1998	Unfiltered	<0.5			4.9	<0.5	<0.5	<0.5	<0.5	62.1	
MW-63	24.40	2129.35	10/13/98	10/21/1998	Unfiltered	<0.5			<0.5	<0.5	<0.5	<0.5	<0.5	10.7	
MW-63	30.04	2123.71	04/08/99	04/12/1999	Unfiltered	<0.5			<0.5	<0.5	<1	<1	<1	5	<0.5
MW-63	0.00	0.00	10/25/99	10/29/1999	Unfiltered	<0.5			<0.5	<0.5	<1	<1	<1	12	<0.5
MW-63	43.20	2110.55	12/04/00	12/07/2000	Unfiltered	<1			<1	0.6	<0.5	<0.5	<0.5	44	<0.5
MW-63	48.70	2105.05	10/31/01	11/07/2001	Unfiltered	<1			0.8	1	<0.5	<0.5	<0.5	40	<0.5
MW-63	51.96	2101.79	05/20/02	05/23/2002	Unfiltered				<1	0.54				37	<1
MW-63	51.96	2101.79	05/20/02	05/24/2002	Unfiltered										
MW-64	NA	NA	NA	02/17/1993	Unfiltered					82.7				1570	
MW-64	NA	NA	NA	03/22/1993	Unfiltered					<16				213	
MW-64	26.06	2099.70	05/20/02	05/29/2002	Unfiltered										
MW-65	NA	NA	NA	02/15/1993	Unfiltered					<10				1764	
MW-65	NA	NA	NA	03/12/1993	Unfiltered					<10				773	
MW-65	4.12	2122.15	06/16/95	06/22/1995	Unfiltered	<1			4.7	2.8 E	<3	<2	<2	220	<1
MW-65	8.17	2118.10	12/04/95	12/15/1995	Unfiltered	<1			3.2	1.3	<1	<1	<1	<100	<1
MW-66	NA	NA	NA	02/22/1993	Unfiltered					<10				301	
MW-66	NA	NA	NA	03/17/1993	Unfiltered					<10				343	
MW-66	16.42	2111.45	12/04/95	12/15/1995	Unfiltered	<1			5.4	1	<3	<2	<2	<110	<1
MW-66	17.98	2109.89	04/19/96	04/26/1996	Unfiltered	<3			<3	<3	<3	<3	<3	220	<3
MW-66	19.04	2108.83	10/21/96	10/30/1996	Unfiltered	<0.5			2.1	<0.5	<0.5	<0.5	<0.5	200	
MW-66	20.66	2107.21	04/14/97	04/17/1997	Unfiltered	<0.5			1.5	2	<0.5	<0.5	<0.5	182	

Consolidation Data Summary Table - Groundwater
Beaumont Site 1

	Water Level Data					Volatile Organics										
Sample Location	Depth to Water (feet below ground surface)	Groundwater Elevation (feet above mean sea level)	Elevation Date	Sample Date	Filter Status	trans-1,2-Dichloroethene -ug/L	1,1-Dichloropropene -ug/L	cis-1,3-Dichloropropene -ug/L	trans-1,3-Dichloropropene -ug/L	1,2-Dichloropropane -ug/L	1,3-Dichloropropane -ug/L	2,2-Dichloropropane -ug/L	1,2-Dibromoethane -ug/L	Dichlorodifluoromethane -ug/L	Ethylbenzene -ug/L	Ethene -ug/L
MW-62B	7.35	2121.51	04/11/94	04/18/1994	Unfiltered											
MW-62B	11.75	2117.11	12/16/94	12/16/1994	Unfiltered	<1		<0.5	<0.5	<1				<5		
MW-62B	0.00	2128.86	06/16/95	06/22/1995	Unfiltered	<1		<0.5	<0.5	<1				<5		
MW-63	NA	NA	NA	02/16/1993	Unfiltered											
MW-63	NA	NA	NA	02/24/1993	Unfiltered											
MW-63	36.20	2117.55	04/14/97	04/22/1997	Unfiltered	<0.5		<0.5	<0.5	<0.5				<0.5		
MW-63	39.74	2114.01	10/20/97	10/30/1997	Unfiltered	<0.5		<0.5	<0.5	<0.5				<0.5		
MW-63	22.56	2131.19	04/21/98	05/01/1998	Unfiltered	<0.5		<0.5	<0.5	<0.5				<0.5		
MW-63	24.40	2129.35	10/13/98	10/21/1998	Unfiltered	<0.5		<0.5	<0.5	<0.5				<0.5		
MW-63	30.04	2123.71	04/08/99	04/12/1999	Unfiltered	<0.5		<0.5	<0.5	<0.5				<2		
MW-63	0.00	0.00	10/25/99	10/29/1999	Unfiltered	<0.5		<0.5	<0.5	<0.5				<2		
MW-63	43.20	2110.55	12/04/00	12/07/2000	Unfiltered	<0.5		<0.5	<0.5	<0.5				<1		
MW-63	48.70	2105.05	10/31/01	11/07/2001	Unfiltered	<0.5		<0.5	<0.5	<0.5				<1		
MW-63	51.96	2101.79	05/20/02	05/23/2002	Unfiltered	<1										
MW-63	51.96	2101.79	05/20/02	05/24/2002	Unfiltered											
MW-64	NA	NA	NA	02/17/1993	Unfiltered											
MW-64	NA	NA	NA	03/22/1993	Unfiltered											
MW-64	26.06	2099.70	05/20/02	05/29/2002	Unfiltered											
MW-65	NA	NA	NA	02/15/1993	Unfiltered											
MW-65	NA	NA	NA	03/12/1993	Unfiltered											
MW-65	4.12	2122.15	06/16/95	06/22/1995	Unfiltered	<1		<0.5	<0.5	<1				<5		
MW-65	8.17	2118.10	12/04/95	12/15/1995	Unfiltered	<1		<0.5	<0.5	<1				<1		
MW-66	NA	NA	NA	02/22/1993	Unfiltered											
MW-66	NA	NA	NA	03/17/1993	Unfiltered											
MW-66	16.42	2111.45	12/04/95	12/15/1995	Unfiltered	<1		<0.5	<0.5	<1				<5		
MW-66	17.98	2109.89	04/19/96	04/26/1996	Unfiltered	<3		<3	<3	<3						
MW-66	19.04	2108.83	10/21/96	10/30/1996	Unfiltered	<0.5		<0.5	<0.5	<0.5				<0.5		
MW-66	20.66	2107.21	04/14/97	04/17/1997	Unfiltered	<0.5		<0.5	<0.5	<0.5				<0.5		

Consolidation Data Summary Table - Groundwater
Beaumont Site 1

	Water Level Data					Volatile Organics										
Sample Location	Depth to Water (feet below ground surface)	Groundwater Elevation (feet above mean sea level)	Elevation Date	Sample Date	Filter Status	Ethane -ug/L	Hexachlorobutadiene -ug/L	2-Hexanone -ug/L	p-Isopropyltoluene -ug/L	Isopropylbenzene -ug/L	Methane -ug/L	4-Methyl-2-Pentanone -ug/L	Methyl tert-butyl ether (MTBE) -ug/L	Methylene Chloride -ug/L	Naphthalene -ug/L	n-Propylbenzene -ug/L
MW-62B	7.35	2121.51	04/11/94	04/18/1994	Unfiltered											
MW-62B	11.75	2117.11	12/16/94	12/16/1994	Unfiltered									<2		
MW-62B	0.00	2128.86	06/16/95	06/22/1995	Unfiltered									<2		
MW-63	NA	NA	NA	02/16/1993	Unfiltered											
MW-63	NA	NA	NA	02/24/1993	Unfiltered											
MW-63	36.20	2117.55	04/14/97	04/22/1997	Unfiltered									<2		
MW-63	39.74	2114.01	10/20/97	10/30/1997	Unfiltered									<2		
MW-63	22.56	2131.19	04/21/98	05/01/1998	Unfiltered									<0.5		
MW-63	24.40	2129.35	10/13/98	10/21/1998	Unfiltered									<0.5		
MW-63	30.04	2123.71	04/08/99	04/12/1999	Unfiltered									<2		
MW-63	0.00	0.00	10/25/99	10/29/1999	Unfiltered									<2		
MW-63	43.20	2110.55	12/04/00	12/07/2000	Unfiltered									<2		
MW-63	48.70	2105.05	10/31/01	11/07/2001	Unfiltered									<2		
MW-63	51.96	2101.79	05/20/02	05/23/2002	Unfiltered									<0.5		
MW-63	51.96	2101.79	05/20/02	05/24/2002	Unfiltered											
MW-64	NA	NA	NA	02/17/1993	Unfiltered											
MW-64	NA	NA	NA	03/22/1993	Unfiltered											
MW-64	26.06	2099.70	05/20/02	05/29/2002	Unfiltered											
MW-65	NA	NA	NA	02/15/1993	Unfiltered											
MW-65	NA	NA	NA	03/12/1993	Unfiltered											
MW-65	4.12	2122.15	06/16/95	06/22/1995	Unfiltered									<2		
MW-65	8.17	2118.10	12/04/95	12/15/1995	Unfiltered									<1.4		
MW-66	NA	NA	NA	02/22/1993	Unfiltered											
MW-66	NA	NA	NA	03/17/1993	Unfiltered											
MW-66	16.42	2111.45	12/04/95	12/15/1995	Unfiltered									<2		
MW-66	17.98	2109.89	04/19/96	04/26/1996	Unfiltered									<10		
MW-66	19.04	2108.83	10/21/96	10/30/1996	Unfiltered									<2		
MW-66	20.66	2107.21	04/14/97	04/17/1997	Unfiltered									<2		

Consolidation Data Summary Table - Groundwater
Beaumont Site 1

	Water Level Data						Volatile Organics									
Sample Location	Depth to Water (feet below ground surface)	Groundwater Elevation (feet above mean sea level)	Elevation Date	Sample Date	Filter Status	Styrene -ug/L	Toluene -ug/L	1,1,1,2-Tetrachloroethane -ug/L	1,1,1-Trichloroethane -ug/L	1,1,2-Trichloroethane -ug/L	1,2,3-Trichlorobenzene -ug/L	1,2,4-Trichlorobenzene -ug/L	Trichloroethene -ug/L	1,2,3-Trichloropropane -ug/L	Trichlorofluoromethane -ug/L	1,1,2-Trichloro-1,2,2-Trifluoroethane -ug/L
MW-62B	7.35	2121.51	04/11/94	04/18/1994	Unfiltered				71.25							
MW-62B	11.75	2117.11	12/16/94	12/16/1994	Unfiltered				<18	<0.5			430 E		<5	
MW-62B	0.00	2128.86	06/16/95	06/22/1995	Unfiltered				<15	<0.5			110 E		<5	
MW-63	NA	NA	NA	02/16/1993	Unfiltered				28.6				<4			
MW-63	NA	NA	NA	02/24/1993	Unfiltered				<10				<20			
MW-63	36.20	2117.55	04/14/97	04/22/1997	Unfiltered				3.7	<0.5			51.7		<0.5	
MW-63	39.74	2114.01	10/20/97	10/30/1997	Unfiltered				3.1	<0.5			62.4		<0.5	
MW-63	22.56	2131.19	04/21/98	05/01/1998	Unfiltered				6.5	<0.5			51.7		<0.5	
MW-63	24.40	2129.35	10/13/98	10/21/1998	Unfiltered				<0.5	<0.5			9.2		<0.5	
MW-63	30.04	2123.71	04/08/99	04/12/1999	Unfiltered				<1	<0.5			5.1		<2	
MW-63	0.00	0.00	10/25/99	10/29/1999	Unfiltered				<1	<0.5			13		<2	
MW-63	43.20	2110.55	12/04/00	12/07/2000	Unfiltered				2.6	<0.5			42		<1	<2
MW-63	48.70	2105.05	10/31/01	11/07/2001	Unfiltered				1.8	<0.5			45		<1	<2
MW-63	51.96	2101.79	05/20/02	05/23/2002	Unfiltered		<1		1.5	<1			38			
MW-63	51.96	2101.79	05/20/02	05/24/2002	Unfiltered											
MW-64	NA	NA	NA	02/17/1993	Unfiltered				79.6				<20			
MW-64	NA	NA	NA	03/22/1993	Unfiltered				16.9				257			
MW-64	26.06	2099.70	05/20/02	05/29/2002	Unfiltered											
MW-65	NA	NA	NA	02/15/1993	Unfiltered				80.5				<20			
MW-65	NA	NA	NA	03/12/1993	Unfiltered				56.5				46.8			
MW-65	4.12	2122.15	06/16/95	06/22/1995	Unfiltered				21	<0.5			220		<5	
MW-65	8.17	2118.10	12/04/95	12/15/1995	Unfiltered				<14	<0.5			140		<1	
MW-66	NA	NA	NA	02/22/1993	Unfiltered				<30				68			
MW-66	NA	NA	NA	03/17/1993	Unfiltered				32				67			
MW-66	16.42	2111.45	12/04/95	12/15/1995	Unfiltered				<12	<0.5			140		<5	
MW-66	17.98	2109.89	04/19/96	04/26/1996	Unfiltered				9.5	<3			160		<3	<3
MW-66	19.04	2108.83	10/21/96	10/30/1996	Unfiltered				13.7	<0.5			244		<0.5	
MW-66	20.66	2107.21	04/14/97	04/17/1997	Unfiltered				8.3	<0.5			244		<0.5	

Consolidation Data Summary Table - Groundwater
Beaumont Site 1

	Water Level Data					Volatile Organics							
Sample Location	Depth to Water (feet below ground surface)	Groundwater Elevation (feet above mean sea level)	Elevation Date	Sample Date	Filter Status	1,2,4-Trimethylbenzene -ug/L	1,3,5-Trimethylbenzene -ug/L	1,1,2,2-Tetrachloroethane -ug/L	Tetrachloroethene (PCE) -ug/L	Vinyl Acetate -ug/L	Vinyl Chloride -ug/L	m,p-Xylenes -ug/L	o-Xylene -ug/L
MW-62B	7.35	2121.51	04/11/94	04/18/1994	Unfiltered				35				
MW-62B	11.75	2117.11	12/16/94	12/16/1994	Unfiltered			<1	<0.58		<0.5		
MW-62B	0.00	2128.86	06/16/95	06/22/1995	Unfiltered			<1	0.85		<0.5		
MW-63	NA	NA	NA	02/16/1993	Unfiltered				<2				
MW-63	NA	NA	NA	02/24/1993	Unfiltered				<30				
MW-63	36.20	2117.55	04/14/97	04/22/1997	Unfiltered			<0.5	<0.5		<0.5		
MW-63	39.74	2114.01	10/20/97	10/30/1997	Unfiltered			<0.5	<0.5		<0.5		
MW-63	22.56	2131.19	04/21/98	05/01/1998	Unfiltered			<0.5	<0.5		<0.5		
MW-63	24.40	2129.35	10/13/98	10/21/1998	Unfiltered			<0.5	<0.5		<0.5		
MW-63	30.04	2123.71	04/08/99	04/12/1999	Unfiltered			<0.5	<0.5		<0.5		
MW-63	0.00	0.00	10/25/99	10/29/1999	Unfiltered			<0.5	<0.5		<0.5		
MW-63	43.20	2110.55	12/04/00	12/07/2000	Unfiltered			<0.5	<0.5		<0.5		
MW-63	48.70	2105.05	10/31/01	11/07/2001	Unfiltered			<0.5	<0.5		<0.5		
MW-63	51.96	2101.79	05/20/02	05/23/2002	Unfiltered	<1			<1		<1		<0.5
MW-63	51.96	2101.79	05/20/02	05/24/2002	Unfiltered								
MW-64	NA	NA	NA	02/17/1993	Unfiltered				<10				
MW-64	NA	NA	NA	03/22/1993	Unfiltered				<30				
MW-64	26.06	2099.70	05/20/02	05/29/2002	Unfiltered								
MW-65	NA	NA	NA	02/15/1993	Unfiltered				<10				
MW-65	NA	NA	NA	03/12/1993	Unfiltered				<10				
MW-65	4.12	2122.15	06/16/95	06/22/1995	Unfiltered			<1	<0.5		<0.5		
MW-65	8.17	2118.10	12/04/95	12/15/1995	Unfiltered			<1	<0.5		<0.5		
MW-66	NA	NA	NA	02/22/1993	Unfiltered				<10				
MW-66	NA	NA	NA	03/17/1993	Unfiltered				<10				
MW-66	16.42	2111.45	12/04/95	12/15/1995	Unfiltered			<1	<0.5		<0.5		
MW-66	17.98	2109.89	04/19/96	04/26/1996	Unfiltered			<3	<3		<3		
MW-66	19.04	2108.83	10/21/96	10/30/1996	Unfiltered			<0.5	<0.5		<0.5		
MW-66	20.66	2107.21	04/14/97	04/17/1997	Unfiltered			<0.5	<0.5		<0.5		

Consolidation Data Summary Table - Groundwater
Beaumont Site 1

	Water Level Data					Volatile Organics										
Sample Location	Depth to Water (feet below ground surface)	Groundwater Elevation (feet above mean sea level)	Elevation Date	Sample Date	Filter Status	1,4-Dioxane -ug/L	N-Nitrosodimethylamine -ng/L	Acetone -ug/L	Bromodichloromethane -ug/L	2-Butanone -ug/L	Bromobenzene -ug/L	Bromochloromethane -ug/L	Bromomethane -ug/L	Bromoform -ug/L	n-Butylbenzene -ug/L	sec-Butylbenzene -ug/L
MW-66	23.70	2104.17	10/20/97	10/24/1997	Unfiltered				<0.5				<0.5	<1		
MW-66	19.22	2108.65	04/21/98	04/28/1998	Unfiltered				<0.5				<0.5	<0.5		
MW-66	18.12	2109.75	10/13/98	10/17/1998	Unfiltered				<0.5				<0.5	<0.5		
MW-66	18.06	2109.81	04/08/99	04/14/1999	Unfiltered				<0.5				<2	<2		
MW-66	21.15	2106.72	10/25/99	10/26/1999	Unfiltered				<0.5				<2	<2		
MW-66	23.22	2104.65	05/04/00	05/08/2000	Unfiltered				<0.5				<2	<2		
MW-66	26.20	2101.67	12/04/00	12/06/2000	Unfiltered				<5				<5	<5		
MW-66	28.25	2099.62	10/31/01	11/05/2001	Unfiltered				<5				<5	<5		
MW-66	28.77	2099.10	05/20/02	05/22/2002	Unfiltered											
MW-66	28.77	2099.10	05/20/02	05/29/2002	Unfiltered	23										
MW-66	34.15	2096.28	07/11/03	07/30/2003	Unfiltered	23		<3.6	<0.33	<1.7	<0.26	<0.37	<0.90	<0.87	<0.34	<0.11
MW-66	36.91	2093.52	06/17/04	06/30/2004	Unfiltered	24		<3.6	<0.33	<1.7	<0.26	<0.37	<0.90	<0.87	<0.34	<0.11
MW-66	28.39	2102.04	06/01/05	07/05/2005	Unfiltered	30		<6.1	<0.27	<4.2	<0.47	<0.68	<2.9	<0.62	<0.29	<0.21
MW-66	26.78	2103.647	05/30/06	07/10/2006	Unfiltered	31	<0.48	<6.1	<0.27	<4.2	<0.47	<0.68	<2.9	<0.62	<0.29	<0.21
MW-66	29.34	2101.087	05/30/07	06/25/2007	Unfiltered	20		<5	<0.2	<5			<0.2	<0.3		
MW-66	30.71	2099.72	11/14/07	11/14/2007	Unfiltered	19		<5	<0.2	<5			<0.2	<0.3		
MW-66	30.82	2099.61	05/12/08	06/12/2008	Unfiltered	17		7.2 Jq	<1	<5			<1	<1		
MW-66	32.85	2097.58	05/07/09	06/19/2009	Unfiltered	28		<5.0	<0.11	<1.2			<0.48	<0.13		
MW-66	34.82	2095.607	05/14/2010	06/17/2010	Unfiltered	28		<5.0	<0.11	<1.2			<0.48	<0.13		
MW-67	5.20	1794.34	07/11/03	06/23/2003	Unfiltered	3.9		<10	<1.0	<10	<1.0	<1.0	<10	<1.0	<1.0	<1.0
MW-67	5.20	1794.34	07/11/03	07/21/2003	Unfiltered	<1.1		<3.6	<0.33	<1.7	<0.26	<0.37	<0.90	<0.87	<0.34	<0.11
MW-67	5.39	1794.15	06/17/04	06/24/2004	Unfiltered	<1.1		<3.6	<0.33	<1.7	<0.26	<0.37	<0.90	<0.87	<0.34	<0.11
MW-67	4.98	1794.56	06/02/05	06/20/2005	Unfiltered	<1.1		<6.1	<0.27	<4.2	<0.47	<0.68	<2.9	<0.62	<0.29	<0.21
MW-67	4.77	1794.77	11/29/05	12/09/2005	Unfiltered	<1.1		<6.1	<0.27	<4.2	<0.47	<0.68	<2.9	<0.62	<0.29	<0.21
MW-67	5.59	1793.95	05/30/06	06/06/2006	Unfiltered	<0.40	<0.48	<6.1	<0.27	<4.2	<0.47	<0.68	<2.9	<0.62	<0.29	<0.21
MW-67	4.93	1794.61	11/30/06	12/06/2006	Unfiltered	<0.56		<5	<0.2	<5			<0.2	<0.3		
MW-67	5.08	1794.46	05/29/07	06/13/2007	Unfiltered	0.94 Je		<5	<0.2	<5			<0.2	<0.3		
MW-67	4.72	1794.82	11/02/07	11/02/2007	Unfiltered	0.78 Jq		<5	<0.2	<5			<0.2	<0.3		

Consolidation Data Summary Table - Groundwater
Beaumont Site 1

	Water Level Data					Volatile Organics									
Sample Location	Depth to Water (feet below ground surface)	Groundwater Elevation (feet above mean sea level)	Elevation Date	Sample Date	Filter Status	tert-Butylbenzene -ug/L	Benzene -ug/L	Carbon Disulfide -ug/L	Chlorobenzene -ug/L	2-Chlorotoluene -ug/L	4-Chlorotoluene -ug/L	Chloroethane -ug/L	Chloromethane -ug/L	Carbon Tetrachloride -ug/L	Chloroform -ug/L
MW-66	23.70	2104.17	10/20/97	10/24/1997	Unfiltered				<0.5			<1	<1	<0.5	4.1
MW-66	19.22	2108.65	04/21/98	04/28/1998	Unfiltered				<0.5			<0.5	<0.5	<0.5	6.6
MW-66	18.12	2109.75	10/13/98	10/17/1998	Unfiltered				<0.5			<0.5	<0.5	<0.5	8.3
MW-66	18.06	2109.81	04/08/99	04/14/1999	Unfiltered				<0.5			<2	<2	<0.5	5.4
MW-66	21.15	2106.72	10/25/99	10/26/1999	Unfiltered				<0.5			<2	<2	<0.5	3.3
MW-66	23.22	2104.65	05/04/00	05/08/2000	Unfiltered				<0.5			<2	<2	<0.5	<4
MW-66	26.20	2101.67	12/04/00	12/06/2000	Unfiltered				<2.5			<5	<5	<2.5	4.1
MW-66	28.25	2099.62	10/31/01	11/05/2001	Unfiltered				<2.5			<5	<5	<2.5	<5
MW-66	28.77	2099.10	05/20/02	05/22/2002	Unfiltered									<0.5	3.4
MW-66	28.77	2099.10	05/20/02	05/29/2002	Unfiltered										
MW-66	34.15	2096.28	07/11/03	07/30/2003	Unfiltered	<0.23	<0.29	<0.28	<0.19	<0.67	<0.16	<0.46	<0.43	<0.40	3.6
MW-66	36.91	2093.52	06/17/04	06/30/2004	Unfiltered	<0.23	<0.29	<0.28	<0.19	<0.67	<0.16	<0.46	<0.43	<0.40	3.0
MW-66	28.39	2102.04	06/01/05	07/05/2005	Unfiltered	<0.17	<0.26	<1.0	<0.36	<0.24	<0.30	<0.52	<1.8	<0.42	3.2
MW-66	26.78	2103.647	05/30/06	07/10/2006	Unfiltered	<0.17	<0.26	<1.0	<0.36	<0.24	<0.30	<0.52	<1.8	<0.42	3.0
MW-66	29.34	2101.087	05/30/07	06/25/2007	Unfiltered		<0.2	<0.2	<0.2			<0.2	<0.2	<0.2	2.3
MW-66	30.71	2099.72	11/14/07	11/14/2007	Unfiltered		<0.2	<0.2	<0.2			<0.2	<0.2	<0.2	2.5
MW-66	30.82	2099.61	05/12/08	06/12/2008	Unfiltered		<1	<1	<1			<1	<1	<1	2.5 Jq
MW-66	32.85	2097.58	05/07/09	06/19/2009	Unfiltered		<0.14	<0.36	<0.23			<0.35	<0.36	<0.15	2.7
MW-66	34.82	2095.607	05/14/2010	06/17/2010	Unfiltered		<0.14	<0.36	<0.23			<0.35	<0.36	<0.15	2.9
MW-67	5.20	1794.34	07/11/03	06/23/2003	Unfiltered	<1.0	<1.0	<10	<1.0	<1.0	<1.0	<1.0	<10	<1.0	<1.0
MW-67	5.20	1794.34	07/11/03	07/21/2003	Unfiltered	<0.23	<0.29	<0.28	<0.19	<0.67	<0.16	<0.46	<0.43	<0.40	<0.45
MW-67	5.39	1794.15	06/17/04	06/24/2004	Unfiltered	<0.23	<0.29	<0.28	<0.19	<0.67	<0.16	<0.46	<0.43	<0.40	<0.45
MW-67	4.98	1794.56	06/02/05	06/20/2005	Unfiltered	<0.17	<0.26	<1.0	<0.36	<0.24	<0.30	<0.52	<1.8	<0.42	<0.22
MW-67	4.77	1794.77	11/29/05	12/09/2005	Unfiltered	<0.17	<0.26	<1.0	<0.36	<0.24	<0.30	<0.52	<1.8	<0.42	<0.22
MW-67	5.59	1793.95	05/30/06	06/06/2006	Unfiltered	<0.17	<0.26	<1.0	<0.36	<0.24	<0.30	<0.52	<1.8	<0.42	<0.22
MW-67	4.93	1794.61	11/30/06	12/06/2006	Unfiltered		<0.2	<0.2	<0.2			<0.2	<0.2	<0.2	<0.2
MW-67	5.08	1794.46	05/29/07	06/13/2007	Unfiltered		<0.2	<0.2	<0.2			<0.2	<0.2	<0.2	<0.2
MW-67	4.72	1794.82	11/02/07	11/02/2007	Unfiltered		<0.2	<0.2	<0.2			<0.2	<0.2	<0.2	<0.2

Consolidation Data Summary Table - Groundwater
Beaumont Site 1

	Water Level Data					Volatile Organics									
Sample Location	Depth to Water (feet below ground surface)	Groundwater Elevation (feet above mean sea level)	Elevation Date	Sample Date	Filter Status	Dibromochloromethane -ug/L	1,2-Dibromo-3-Chloropropane -ug/L	Dibromomethane -ug/L	1,1-Dichloroethane -ug/L	1,2-Dichloroethane -ug/L	1,2-Dichlorobenzene -ug/L	1,3-Dichlorobenzene -ug/L	1,4-Dichlorobenzene -ug/L	1,1-Dichloroethene -ug/L	cis-1,2-Dichloroethene -ug/L
MW-66	23.70	2104.17	10/20/97	10/24/1997	Unfiltered	<0.5			5.92	2.8	<0.5	<0.5	<0.5	282	
MW-66	19.22	2108.65	04/21/98	04/28/1998	Unfiltered	<0.5			9.3	<0.5	<0.5	<0.5	<0.5	200	
MW-66	18.12	2109.75	10/13/98	10/17/1998	Unfiltered	<0.5			7.8	<0.5	<0.5	<0.5	<0.5	344	
MW-66	18.06	2109.81	04/08/99	04/14/1999	Unfiltered	<0.5			4.1	<0.5	<1	<1	<1	150	<0.5
MW-66	21.15	2106.72	10/25/99	10/26/1999	Unfiltered	<0.5			2.9	1.1	<1	<1	<1	62	<0.5
MW-66	23.22	2104.65	05/04/00	05/08/2000	Unfiltered	<0.5			4.5	0.8	<1	<1	<1	130	0.6
MW-66	26.20	2101.67	12/04/00	12/06/2000	Unfiltered	<5			5.6	<2.5	<2.5	<2.5	<2.5	170	<2.5
MW-66	28.25	2099.62	10/31/01	11/05/2001	Unfiltered	<5			3.8	<2.5	<2.5	<2.5	<2.5	120	<2.5
MW-66	28.77	2099.10	05/20/02	05/22/2002	Unfiltered				5.4	0.78				120	<1
MW-66	28.77	2099.10	05/20/02	05/29/2002	Unfiltered										
MW-66	34.15	2096.28	07/11/03	07/30/2003	Unfiltered	<0.29	<2.6	<0.46	5.4	1.0	<0.29	<0.27	<0.28	160	<0.56
MW-66	36.91	2093.52	06/17/04	06/30/2004	Unfiltered	<0.29	<2.6	<0.46	3.9	0.81	<0.29	<0.27	<0.28	130	<0.56
MW-66	28.39	2102.04	06/01/05	07/05/2005	Unfiltered	<0.45	<2.5	<0.42	3.8	0.75	<0.24	<0.38	<0.30	120	<0.35
MW-66	26.78	2103.647	05/30/06	07/10/2006	Unfiltered	<0.45	<2.5	<0.42	3.0	0.87	<0.24	<0.38	<0.30	86	<0.35
MW-66	29.34	2101.087	05/30/07	06/25/2007	Unfiltered	<0.2			2.8	0.77 Jq				100	0.37 Jq
MW-66	30.71	2099.72	11/14/07	11/14/2007	Unfiltered	<0.2			3.1	1.2				130	0.42 Jq
MW-66	30.82	2099.61	05/12/08	06/12/2008	Unfiltered	<1			3.2 Jq	<1				100	<1
MW-66	32.85	2097.58	05/07/09	06/19/2009	Unfiltered	<0.37			3.4	0.79	<0.20	<0.15	<0.072	110	<0.18 Jq
MW-66	34.82	2095.607	05/14/2010	06/17/2010	Unfiltered	<0.37			3.3	0.85	<0.20	<0.15	<0.072	110	0.47 Jq
MW-67	5.20	1794.34	07/11/03	06/23/2003	Unfiltered	<1.0	<5.0	<1.0	<1.0	<0.50	<1.0	<1.0	<1.0	<1.0	<1.0
MW-67	5.20	1794.34	07/11/03	07/21/2003	Unfiltered	<0.29	<2.6	<0.46	<0.40	<0.35	<0.29	<0.27	<0.28	<0.32	<0.56
MW-67	5.39	1794.15	06/17/04	06/24/2004	Unfiltered	<0.29	<2.6	<0.46	<0.40	<0.35	<0.29	<0.27	<0.28	<0.32	<0.56
MW-67	4.98	1794.56	06/02/05	06/20/2005	Unfiltered	<0.45	<2.5	<0.42	<0.53	<0.22	<0.24	<0.38	<0.30	<0.31	<0.35
MW-67	4.77	1794.77	11/29/05	12/09/2005	Unfiltered	<0.45	<2.5	<0.42	<0.53	<0.22	<0.24	<0.38	<0.30	<0.31	<0.35
MW-67	5.59	1793.95	05/30/06	06/06/2006	Unfiltered	<0.45	<2.5	<0.42	<0.53	<0.22	<0.24	<0.38	<0.30	<0.31	<0.35
MW-67	4.93	1794.61	11/30/06	12/06/2006	Unfiltered	<0.2			<0.2	<0.2				<0.2	<0.2
MW-67	5.08	1794.46	05/29/07	06/13/2007	Unfiltered	<0.2			<0.2	<0.2				<0.2	<0.2
MW-67	4.72	1794.82	11/02/07	11/02/2007	Unfiltered	<0.2			<0.2	<0.2				<0.2	<0.2

Consolidation Data Summary Table - Groundwater
Beaumont Site 1

	Water Level Data						Volatile Organics									
Sample Location	Depth to Water (feet below ground surface)	Groundwater Elevation (feet above mean sea level)	Elevation Date	Sample Date	Filter Status	trans-1,2-Dichloroethene -ug/L	1,1-Dichloropropene -ug/L	cis-1,3-Dichloropropene -ug/L	trans-1,3-Dichloropropene -ug/L	1,2-Dichloropropane -ug/L	1,3-Dichloropropane -ug/L	2,2-Dichloropropane -ug/L	1,2-Dibromoethane -ug/L	Dichlorodifluoromethane -ug/L	Ethylbenzene -ug/L	Ethene -ug/L
MW-66	23.70	2104.17	10/20/97	10/24/1997	Unfiltered	<0.5		<0.5	<0.5	<0.5				<0.5		
MW-66	19.22	2108.65	04/21/98	04/28/1998	Unfiltered	<0.5		<0.5	<0.5	<0.5				<0.5		
MW-66	18.12	2109.75	10/13/98	10/17/1998	Unfiltered	<0.5		<0.5	<0.5	<0.5				<0.5		
MW-66	18.06	2109.81	04/08/99	04/14/1999	Unfiltered	<0.5		<0.5	<0.5	<0.5				<2		
MW-66	21.15	2106.72	10/25/99	10/26/1999	Unfiltered	<0.5		<0.5	<0.5	<0.5				<2		
MW-66	23.22	2104.65	05/04/00	05/08/2000	Unfiltered	<0.5		<0.5	<0.5	<0.5				<2		
MW-66	26.20	2101.67	12/04/00	12/06/2000	Unfiltered	<2.5		<2.5	<2.5	<2.5				<5		
MW-66	28.25	2099.62	10/31/01	11/05/2001	Unfiltered	<2.5		<2.5	<2.5	<2.5				<5		
MW-66	28.77	2099.10	05/20/02	05/22/2002	Unfiltered	<1										
MW-66	28.77	2099.10	05/20/02	05/29/2002	Unfiltered											
MW-66	34.15	2096.28	07/11/03	07/30/2003	Unfiltered	<0.60	<0.55	<0.44	<0.30	<0.40	<0.35	<0.39	<0.51	<0.47	<0.19	
MW-66	36.91	2093.52	06/17/04	06/30/2004	Unfiltered	<0.60	<0.55	<0.44	<0.30	<0.40	<0.35	<0.39	<0.51	<0.47	<0.19	
MW-66	28.39	2102.04	06/01/05	07/05/2005	Unfiltered	<0.29	<0.21	<0.45	<0.31	<0.28	<0.30	<0.40	<0.81	<0.27	<0.17	
MW-66	26.78	2103.647	05/30/06	07/10/2006	Unfiltered	<0.29	<0.21	<0.45	<0.31	<0.28	<0.30	<0.40	<0.81	<0.27	<0.17	
MW-66	29.34	2101.087	05/30/07	06/25/2007	Unfiltered	<0.2		<0.2	<0.2	<0.2					<0.2	
MW-66	30.71	2099.72	11/14/07	11/14/2007	Unfiltered	<0.2		<0.2	<0.2	<0.2					<0.2	
MW-66	30.82	2099.61	05/12/08	06/12/2008	Unfiltered	<1		<1	<1	<1					<1	
MW-66	32.85	2097.58	05/07/09	06/19/2009	Unfiltered	<0.10		<0.30	<0.24	<0.19					<0.26	
MW-66	34.82	2095.607	05/14/2010	06/17/2010	Unfiltered	<0.10		<0.30	<0.24	<0.19					<0.26	0.04 BJkq
MW-67	5.20	1794.34	07/11/03	06/23/2003	Unfiltered	<1.0	<1.0	<0.50	<0.50	<1.0	<1.0	<1.0	<1.0	<1.0	<1.0	
MW-67	5.20	1794.34	07/11/03	07/21/2003	Unfiltered	<0.60	<0.55	<0.44	<0.30	<0.40	<0.35	<0.39	<0.51	<0.47	<0.19	
MW-67	5.39	1794.15	06/17/04	06/24/2004	Unfiltered	<0.60	<0.55	<0.44	<0.30	<0.40	<0.35	<0.39	<0.51	<0.47	<0.19	
MW-67	4.98	1794.56	06/02/05	06/20/2005	Unfiltered	<0.29	<0.21	<0.45	<0.31	<0.28	<0.30	<0.40	<0.81	<0.27	<0.17	
MW-67	4.77	1794.77	11/29/05	12/09/2005	Unfiltered	<0.29	<0.21	<0.45	<0.31	<0.28	<0.30	<0.40	<0.81	<0.27	<0.17	
MW-67	5.59	1793.95	05/30/06	06/06/2006	Unfiltered	<0.29	<0.21	<0.45	<0.31	<0.28	<0.30	<0.40	<0.81	<0.27	<0.17	
MW-67	4.93	1794.61	11/30/06	12/06/2006	Unfiltered	<0.2		<0.2	<0.2	<0.2					<0.2	
MW-67	5.08	1794.46	05/29/07	06/13/2007	Unfiltered	<0.2		<0.2	<0.2	<0.2					<0.2	
MW-67	4.72	1794.82	11/02/07	11/02/2007	Unfiltered	<0.2		<0.2	<0.2	<0.2					<0.2	

Consolidation Data Summary Table - Groundwater
Beaumont Site 1

	Water Level Data					Volatile Organics										
Sample Location	Depth to Water (feet below ground surface)	Groundwater Elevation (feet above mean sea level)	Elevation Date	Sample Date	Filter Status	Ethane -ug/L	Hexachlorobutadiene -ug/L	2-Hexanone -ug/L	p-Isopropyltoluene -ug/L	Isopropylbenzene -ug/L	Methane -ug/L	4-Methyl-2-Pentanone -ug/L	Methyl tert-butyl ether (MTBE) -ug/L	Methylene Chloride -ug/L	Naphthalene -ug/L	n-Propylbenzene -ug/L
MW-66	23.70	2104.17	10/20/97	10/24/1997	Unfiltered									<2		
MW-66	19.22	2108.65	04/21/98	04/28/1998	Unfiltered									<0.5		
MW-66	18.12	2109.75	10/13/98	10/17/1998	Unfiltered									<0.5		
MW-66	18.06	2109.81	04/08/99	04/14/1999	Unfiltered									<2		
MW-66	21.15	2106.72	10/25/99	10/26/1999	Unfiltered									<2		
MW-66	23.22	2104.65	05/04/00	05/08/2000	Unfiltered									<2		
MW-66	26.20	2101.67	12/04/00	12/06/2000	Unfiltered									<10		
MW-66	28.25	2099.62	10/31/01	11/05/2001	Unfiltered									<10		
MW-66	28.77	2099.10	05/20/02	05/22/2002	Unfiltered									<0.5		
MW-66	28.77	2099.10	05/20/02	05/29/2002	Unfiltered											
MW-66	34.15	2096.28	07/11/03	07/30/2003	Unfiltered			<2.5	<0.17	<0.17		<2.6	<0.28	<1.7	<0.56	<0.24
MW-66	36.91	2093.52	06/17/04	06/30/2004	Unfiltered			<2.5	<0.17	<0.17		<2.6	<0.28	<1.7	<0.56	<0.24
MW-66	28.39	2102.04	06/01/05	07/05/2005	Unfiltered			<1.9	<0.21	<0.24		<2.4	<0.29	<2.6	<0.95	<0.30
MW-66	26.78	2103.647	05/30/06	07/10/2006	Unfiltered			<1.9	<0.21	<0.24		<2.4	<0.29	<2.6	<0.95	<0.30
MW-66	29.34	2101.087	05/30/07	06/25/2007	Unfiltered			<5				<5	<0.2	<0.5		
MW-66	30.71	2099.72	11/14/07	11/14/2007	Unfiltered			<5				<5	<0.2	<0.5		
MW-66	30.82	2099.61	05/12/08	06/12/2008	Unfiltered			<5				<5	<1	<1		
MW-66	32.85	2097.58	05/07/09	06/19/2009	Unfiltered			<1.2				<0.95	<0.29	<0.15		
MW-66	34.82	2095.607	05/14/2010	06/17/2010	Unfiltered	0.02 Jq		<1.2			0.14 Bk	<0.95	<0.29	<0.15		
MW-67	5.20	1794.34	07/11/03	06/23/2003	Unfiltered			<10	<1.0	<1.0		<10	<1.0	<10	<10	<1.0
MW-67	5.20	1794.34	07/11/03	07/21/2003	Unfiltered			<2.5	<0.17	<0.17		<2.6	<0.28	<1.7	<0.56	<0.24
MW-67	5.39	1794.15	06/17/04	06/24/2004	Unfiltered			<2.5	<0.17	<0.17		<2.6	<0.28	<1.7	<0.56	<0.24
MW-67	4.98	1794.56	06/02/05	06/20/2005	Unfiltered			<1.9	<0.21	<0.24		<2.4	<0.29	<2.6	<0.95	<0.30
MW-67	4.77	1794.77	11/29/05	12/09/2005	Unfiltered			<1.9	<0.21	<0.24		<2.4	<0.29	<2.6	<0.95	<0.30
MW-67	5.59	1793.95	05/30/06	06/06/2006	Unfiltered			<1.9	<0.21	<0.24		<2.4	<0.29	25 Bak	<0.95	<0.30
MW-67	4.93	1794.61	11/30/06	12/06/2006	Unfiltered			<5				<5	<0.2	<0.5		
MW-67	5.08	1794.46	05/29/07	06/13/2007	Unfiltered			<5				<5	<0.2	<0.5		
MW-67	4.72	1794.82	11/02/07	11/02/2007	Unfiltered			<5			4.2	<5	<0.2	<0.5		

Consolidation Data Summary Table - Groundwater
Beaumont Site 1

	Water Level Data						Volatile Organics									
Sample Location	Depth to Water (feet below ground surface)	Groundwater Elevation (feet above mean sea level)	Elevation Date	Sample Date	Filter Status	Styrene -ug/L	Toluene -ug/L	1,1,1,2-Tetrachloroethane -ug/L	1,1,1-Trichloroethane -ug/L	1,1,2-Trichloroethane -ug/L	1,2,3-Trichlorobenzene -ug/L	1,2,4-Trichlorobenzene -ug/L	Trichloroethene -ug/L	1,2,3-Trichloropropane -ug/L	Trichlorofluoromethane -ug/L	1,1,2-Trichloro-1,2,2-Trifluoroethane -ug/L
MW-66	23.70	2104.17	10/20/97	10/24/1997	Unfiltered				5.2	0.81			248		<0.5	
MW-66	19.22	2108.65	04/21/98	04/28/1998	Unfiltered				6.8	<0.5			222		<0.5	
MW-66	18.12	2109.75	10/13/98	10/17/1998	Unfiltered				8.6	<0.5			300		<0.5	
MW-66	18.06	2109.81	04/08/99	04/14/1999	Unfiltered				4	<0.5			150		<2	
MW-66	21.15	2106.72	10/25/99	10/26/1999	Unfiltered				2	<0.5			94		<2	
MW-66	23.22	2104.65	05/04/00	05/08/2000	Unfiltered				<4	<0.5			170		<2	<5
MW-66	26.20	2101.67	12/04/00	12/06/2000	Unfiltered				3.2	<2.5			120		<5	<10
MW-66	28.25	2099.62	10/31/01	11/05/2001	Unfiltered				<2.5	<2.5			140		<5	<10
MW-66	28.77	2099.10	05/20/02	05/22/2002	Unfiltered		<1		1.6	<1			120			
MW-66	28.77	2099.10	05/20/02	05/29/2002	Unfiltered											
MW-66	34.15	2096.28	07/11/03	07/30/2003	Unfiltered	<0.14	<0.35	<0.45	1.2	<0.42	<0.40	<0.28	160	<2.0	<0.27	
MW-66	36.91	2093.52	06/17/04	06/30/2004	Unfiltered	<0.14	<0.35	<0.45	<0.46	<0.42	<0.40	<0.28	100	<0.81	<0.27	<0.70
MW-66	28.39	2102.04	06/01/05	07/05/2005	Unfiltered	<0.29	<0.35	<0.37	<0.32	<0.54	<0.39	<0.35	130	<2.3	<0.36	<0.54
MW-66	26.78	2103.647	05/30/06	07/10/2006	Unfiltered	<0.29	<0.35	<0.37	<0.32	<0.54	<0.39	<0.35	85	<2.3	<0.36	<0.54
MW-66	29.34	2101.087	05/30/07	06/25/2007	Unfiltered	<0.2	<0.2		0.45 Jq	0.29 Jq			120			
MW-66	30.71	2099.72	11/14/07	11/14/2007	Unfiltered	<0.2	<0.2		0.39 Jq	0.32 Jq			140			
MW-66	30.82	2099.61	05/12/08	06/12/2008	Unfiltered	<1	<1		<1	<1			120			
MW-66	32.85	2097.58	05/07/09	06/19/2009	Unfiltered	<0.22	<0.22		<0.12 Jq	<0.31			130		<0.16	
MW-66	34.82	2095.607	05/14/2010	06/17/2010	Unfiltered	<0.22	<0.22		0.30 Jq	<0.31			130	<0.29	<0.16	
MW-67	5.20	1794.34	07/11/03	06/23/2003	Unfiltered	<1.0	<1.0	<1.0	<1.0	<1.0	<1.0	<1.0	<1.0	<1.0	<10	<1.0
MW-67	5.20	1794.34	07/11/03	07/21/2003	Unfiltered	<0.14	<0.35	<0.45	<0.46	<0.42	<0.40	<0.28	<0.48	<2.0	<0.27	
MW-67	5.39	1794.15	06/17/04	06/24/2004	Unfiltered	<0.14	<0.35	<0.45	<0.46	<0.42	<0.40	<0.28	<0.48	<0.81	<0.27	<0.70
MW-67	4.98	1794.56	06/02/05	06/20/2005	Unfiltered	<0.29	<0.35	<0.37	<0.32	<0.54	<0.39	<0.35	<0.30	<2.3	<0.36	<0.54
MW-67	4.77	1794.77	11/29/05	12/09/2005	Unfiltered	<0.29	<0.35	<0.37	<0.32	<0.54	<0.39	<0.35	<0.30	<2.3	<0.36	<0.54
MW-67	5.59	1793.95	05/30/06	06/06/2006	Unfiltered	<0.29	<0.35	<0.37	<0.32	<0.54	<0.39	<0.35	<0.30	<2.3	<0.36	<0.54
MW-67	4.93	1794.61	11/30/06	12/06/2006	Unfiltered	<0.2	<0.2		<0.2	<0.2			<0.2			
MW-67	5.08	1794.46	05/29/07	06/13/2007	Unfiltered	<0.2	<0.2		<0.2	<0.2			<0.2			
MW-67	4.72	1794.82	11/02/07	11/02/2007	Unfiltered	<0.2	<0.2		<0.2	<0.2			<0.2			

Consolidation Data Summary Table - Groundwater
Beaumont Site 1

	Water Level Data					Volatile Organics							
Sample Location	Depth to Water (feet below ground surface)	Groundwater Elevation (feet above mean sea level)	Elevation Date	Sample Date	Filter Status	1,2,4-Trimethylbenzene -ug/L	1,3,5-Trimethylbenzene -ug/L	1,1,2,2-Tetrachloroethane -ug/L	Tetrachloroethene (PCE) -ug/L	Vinyl Acetate -ug/L	Vinyl Chloride -ug/L	m,p-Xylenes -ug/L	o-Xylene -ug/L
MW-66	23.70	2104.17	10/20/97	10/24/1997	Unfiltered			<0.5	<0.5		<0.5		
MW-66	19.22	2108.65	04/21/98	04/28/1998	Unfiltered			<0.5	<0.5		<0.5		
MW-66	18.12	2109.75	10/13/98	10/17/1998	Unfiltered			<0.5	<0.5		<0.5		
MW-66	18.06	2109.81	04/08/99	04/14/1999	Unfiltered			<0.5	1.6		<0.5		
MW-66	21.15	2106.72	10/25/99	10/26/1999	Unfiltered			<0.5	<0.5		<0.5		
MW-66	23.22	2104.65	05/04/00	05/08/2000	Unfiltered			<0.5	<0.5		<0.5		
MW-66	26.20	2101.67	12/04/00	12/06/2000	Unfiltered			<2.5	<2.5		<2.5		
MW-66	28.25	2099.62	10/31/01	11/05/2001	Unfiltered			<2.5	<2.5		<2.5		
MW-66	28.77	2099.10	05/20/02	05/22/2002	Unfiltered	<1			<1		<1		<0.5
MW-66	28.77	2099.10	05/20/02	05/29/2002	Unfiltered								
MW-66	34.15	2096.28	07/11/03	07/30/2003	Unfiltered	<0.22	<0.11	<0.19	<0.20	<3.6	<0.35	<0.17	<0.16
MW-66	36.91	2093.52	06/17/04	06/30/2004	Unfiltered	<0.22	<0.11	<0.19	<0.20	<3.6	<0.35	<0.17	<0.16
MW-66	28.39	2102.04	06/01/05	07/05/2005	Unfiltered	<0.26	<0.19	<0.37	<0.29	<3.2	<0.33	<0.38	<0.21
MW-66	26.78	2103.647	05/30/06	07/10/2006	Unfiltered	<0.26	<0.19	<0.37	<0.29	<3.2	<0.33	<0.38	<0.21
MW-66	29.34	2101.087	05/30/07	06/25/2007	Unfiltered			<0.2	<0.2		<0.2	<0.5	<0.2
MW-66	30.71	2099.72	11/14/07	11/14/2007	Unfiltered			<0.2	<0.2		<0.2	<0.5	<0.2
MW-66	30.82	2099.61	05/12/08	06/12/2008	Unfiltered			<1	<1		<1	<2	<1
MW-66	32.85	2097.58	05/07/09	06/19/2009	Unfiltered			<0.29	<0.17 Jq	<0.48	<0.13	<0.36	<0.41
MW-66	34.82	2095.607	05/14/2010	06/17/2010	Unfiltered			<0.29	0.27 Jq	<0.48	<0.13	<0.36	<0.41
MW-67	5.20	1794.34	07/11/03	06/23/2003	Unfiltered	<1.0	<1.0	<1.0	<1.0	<10	<0.50	<1.0	<1.0
MW-67	5.20	1794.34	07/11/03	07/21/2003	Unfiltered	<0.22	<0.11	<0.19	<0.20	<3.6	<0.35	<0.17	<0.16
MW-67	5.39	1794.15	06/17/04	06/24/2004	Unfiltered	<0.22	<0.11	<0.19	<0.20	<3.6	<0.35	<0.17	<0.16
MW-67	4.98	1794.56	06/02/05	06/20/2005	Unfiltered	<0.26	<0.19	<0.37	<0.29	<3.2	<0.33	<0.38	<0.21
MW-67	4.77	1794.77	11/29/05	12/09/2005	Unfiltered	<0.26	<0.19	<0.37	<0.29	<3.2	<0.33	<0.38	<0.21
MW-67	5.59	1793.95	05/30/06	06/06/2006	Unfiltered	<0.26	<0.19	<0.37	<0.29	<3.2	<0.33	<0.38	<0.21
MW-67	4.93	1794.61	11/30/06	12/06/2006	Unfiltered			<0.2	<0.2		<0.2	<0.5	<0.2
MW-67	5.08	1794.46	05/29/07	06/13/2007	Unfiltered			<0.2	<0.2		<0.2	<0.5	<0.2
MW-67	4.72	1794.82	11/02/07	11/02/2007	Unfiltered			<0.2	<0.2		<0.2	<0.5	<0.2

Consolidation Data Summary Table - Groundwater
Beaumont Site 1

	Water Level Data					Volatile Organics										
Sample Location	Depth to Water (feet below ground surface)	Groundwater Elevation (feet above mean sea level)	Elevation Date	Sample Date	Filter Status	1,4-Dioxane -ug/L	N-Nitrosodimethylamine -ng/L	Acetone -ug/L	Bromodichloromethane -ug/L	2-Butanone -ug/L	Bromobenzene -ug/L	Bromochloromethane -ug/L	Bromomethane -ug/L	Bromoform -ug/L	n-Butylbenzene -ug/L	sec-Butylbenzene -ug/L
MW-67	5.11	1794.43	05/12/08	05/30/2008	Unfiltered	0.86 Jq		<5	<1	<5			<1	<1		
MW-67	5.16	1794.38	12/04/08	11/11/2008	Unfiltered	<0.58		<5	<0.2	<5			<0.2	<0.3		
MW-67	4.86	1794.68	05/11/09	06/10/2009	Unfiltered	1.2 Jcq		<9.1	<0.33	<6.9	<0.33	<0.69	<4.3	<0.55	<0.28	<0.20
MW-67	9.18	1790.36	11/09/2009	11/16/2009	Unfiltered	0.89		<5.0	<0.11	<1.2			<0.48	<0.13		
MW-67	4.68	1794.86	05/13/2010	05/07/2010	Unfiltered	1.2		5.1 Jq	<0.11	<1.2			<0.48	<0.13		
MW-67	4.80	1794.74	12/15/2010	1/7/2011	Unfiltered	<0.10		<5.0	<0.11	<1.2			<0.48	<0.50		
MW-68	32.85	NA	05/31/07	06/19/2007	Unfiltered	2.2		<5	<0.2	<5			<0.2	<0.3		
MW-68	33.93	2110.76	09/12/07	09/28/2007	Unfiltered	2.3		<5	<0.2	<5			<0.2	<0.3		
MW-68	34.39	2110.30	11/06/07	11/12/2007	Unfiltered	2.7		<5	<0.2	<5			<0.2	<0.3		
MW-68	35.42	2109.27	02/19/08	03/06/2008	Unfiltered	3.4		<5	<1	<5			<1	<1		
MW-68	35.31	2109.38	05/12/08	06/04/2008	Unfiltered	3.4		6.1 Jq	<1	<5			<1	<1		
MW-68	35.7	2108.992	08/12/08	08/25/2008	Unfiltered	2.6		<5	<0.2	<5			<0.2	<0.3		
MW-68	37.28	2107.41	05/11/09	06/22/2009	Unfiltered	9.8		<5.0	<0.11	<1.2			<0.48	<0.13		
MW-68	38.27	2106.42	11/06/2009	11/24/2009	Unfiltered	12		<5.0	<0.11	<1.2			<0.48	<0.13		
MW-68	39.14	2105.552	05/13/2010	06/17/2010	Unfiltered	18		<5.0	<0.11	<1.2			<0.48	<0.13		
MW-68	40.55	2104.14	12/15/2010	1/19/2011	Unfiltered	21		<5.0	<0.11	<1.2			<0.48	<0.50		
MW-69	32.77	NA	05/31/07	06/19/2007	Unfiltered	9		<5	<0.2	<5			<0.2	<0.3		
MW-69	34.27	2108.99	09/12/07	09/28/2007	Unfiltered	9.8		<5	<0.2	<5			<0.2	<0.3		
MW-69	35.04	2108.22	11/08/07	11/08/2007	Unfiltered	11		<5	<0.2	<5			<0.2	<0.3		
MW-69	36.14	2107.12	02/20/08	03/07/2008	Unfiltered	8.6		<5	<1	<5			<1	<1		
MW-69	35.44	2107.82	05/12/08	06/06/2008	Unfiltered	7.2		<5	<1	<5			<1	<1		
MW-69	36.02	2107.244	08/14/08	08/22/2008	Unfiltered	6.8		<5	<0.2	<5			<0.2	<0.3		
MW-69	38.42	2104.84	05/11/09	06/09/2009	Unfiltered	7.0		<9.1	<0.33	<6.9	<0.33	<0.69	<4.3	<0.55	<0.28	<0.20
MW-69	40.74	2102.524	05/13/2010	06/09/2010	Unfiltered	7.8		<5.0	<0.11	<1.2			<0.48	<0.13		
MW-70	28.15	NA	05/31/07	06/15/2007	Unfiltered	2.2		<5	<0.2	<5			<0.2	<0.3		
MW-70	30.78	1945.37	09/10/07	09/28/2007	Unfiltered	2.3		<5	<0.2	<5			<0.2	<0.3		
MW-70	31.21	1944.94	10/25/07	10/25/2007	Unfiltered											
MW-70	31.05	1945.10	11/08/07	11/08/2007	Unfiltered	3.3		<5	<0.2	<5			<0.2	<0.3		

Consolidation Data Summary Table - Groundwater
Beaumont Site 1

	Water Level Data					Volatile Organics									
Sample Location	Depth to Water (feet below ground surface)	Groundwater Elevation (feet above mean sea level)	Elevation Date	Sample Date	Filter Status	tert-Butylbenzene -ug/L	Benzene -ug/L	Carbon Disulfide -ug/L	Chlorobenzene -ug/L	2-Chlorotoluene -ug/L	4-Chlorotoluene -ug/L	Chloroethane -ug/L	Chloromethane -ug/L	Carbon Tetrachloride -ug/L	Chloroform -ug/L
MW-67	5.11	1794.43	05/12/08	05/30/2008	Unfiltered		<1	<1	<1			<1	<1	<1	<1
MW-67	5.16	1794.38	12/04/08	11/11/2008	Unfiltered		<0.2	0.23 Jq	<0.2			<0.2	<0.2	<0.2	<0.2
MW-67	4.86	1794.68	05/11/09	06/10/2009	Unfiltered	<0.28	<0.28	<1.9	<0.22	<0.55	<0.21	<1.3	<0.49	<0.43	<0.33
MW-67	9.18	1790.36	11/09/2009	11/16/2009	Unfiltered		<0.14	<0.36	<0.23			<0.35	<0.36	<0.15	<0.17
MW-67	4.68	1794.86	05/13/2010	05/07/2010	Unfiltered		<0.14	<0.36	<0.23			<0.35	<0.36	<0.15	<0.17
MW-67	4.80	1794.74	12/15/2010	1/7/2011	Unfiltered		<0.14	<0.36	<0.23			<0.35	<0.36	<0.15	<0.46
MW-68	32.85	NA	05/31/07	06/19/2007	Unfiltered		<0.2	<0.2	<0.2			<0.2	<0.2	<0.2	<0.2
MW-68	33.93	2110.76	09/12/07	09/28/2007	Unfiltered		<0.2	<0.2	<0.2			<0.2	<0.2	<0.2	<0.2
MW-68	34.39	2110.30	11/06/07	11/12/2007	Unfiltered		<0.2	0.35 Jq	<0.2			<0.2	<0.2	<0.2	<0.2
MW-68	35.42	2109.27	02/19/08	03/06/2008	Unfiltered		<1	<1	<1			<1	<1	<1	<1
MW-68	35.31	2109.38	05/12/08	06/04/2008	Unfiltered		<1	<1	<1			<1	<1	<1	<1
MW-68	35.7	2108.992	08/12/08	08/25/2008	Unfiltered		<0.2	<0.2	<0.2			<0.2	<0.2	<0.2	<0.2
MW-68	37.28	2107.41	05/11/09	06/22/2009	Unfiltered		<0.14	<0.36	<0.23			<0.35	<0.36	<0.15	<0.17
MW-68	38.27	2106.42	11/06/2009	11/24/2009	Unfiltered		<0.14	<0.36	<0.23			<0.35	<0.36	<0.15	0.27 Jq
MW-68	39.14	2105.552	05/13/2010	06/17/2010	Unfiltered		<0.14	<0.36	<0.23			<0.35	<0.36	<0.15	<0.17
MW-68	40.55	2104.14	12/15/2010	1/19/2011	Unfiltered		<0.14	<0.36	<0.23			<0.35	<0.36	<0.15	<0.46
MW-69	32.77	NA	05/31/07	06/19/2007	Unfiltered		<0.2	<0.2	<0.2			<0.2	<0.2	<0.2	0.84 Jq
MW-69	34.27	2108.99	09/12/07	09/28/2007	Unfiltered		<0.2	<0.2	<0.2			<0.2	<0.2	<0.2	1
MW-69	35.04	2108.22	11/08/07	11/08/2007	Unfiltered		<0.2	<0.2	<0.2			<0.2	<0.2	<0.2	0.71 Jq
MW-69	36.14	2107.12	02/20/08	03/07/2008	Unfiltered		<1	<1	<1			<1	<1	<1	<1
MW-69	35.44	2107.82	05/12/08	06/06/2008	Unfiltered		<1	<1	<1			<1	<1	<1	<1
MW-69	36.02	2107.244	08/14/08	08/22/2008	Unfiltered		<0.2	<0.2	<0.2			<0.2	<0.2	<0.2	0.82 Jq
MW-69	38.42	2104.84	05/11/09	06/09/2009	Unfiltered	<0.28	<0.28	<1.9	<0.22	<0.55	<0.21	<1.3	<0.49	<0.43	0.87 Jq
MW-69	40.74	2102.524	05/13/2010	06/09/2010	Unfiltered		<0.14	<0.36	<0.23			<0.35	<0.36	<0.15	1.1
MW-70	28.15	NA	05/31/07	06/15/2007	Unfiltered		<0.2	<0.2	<0.2			<0.2	<0.2	<0.2	<0.2
MW-70	30.78	1945.37	09/10/07	09/28/2007	Unfiltered		<0.2	<0.2	<0.2			<0.2	<0.2	<0.2	<0.2
MW-70	31.21	1944.94	10/25/07	10/25/2007	Unfiltered										
MW-70	31.05	1945.10	11/08/07	11/08/2007	Unfiltered		<0.2	0.21 Jq	<0.2			<0.2	<0.2	<0.2	<0.2

Consolidation Data Summary Table - Groundwater
Beaumont Site 1

	Water Level Data					Volatile Organics									
Sample Location	Depth to Water (feet below ground surface)	Groundwater Elevation (feet above mean sea level)	Elevation Date	Sample Date	Filter Status	Dibromochloromethane -ug/L	1,2-Dibromo-3-Chloropropane -ug/L	Dibromomethane -ug/L	1,1-Dichloroethane -ug/L	1,2-Dichloroethane -ug/L	1,2-Dichlorobenzene -ug/L	1,3-Dichlorobenzene -ug/L	1,4-Dichlorobenzene -ug/L	1,1-Dichloroethene -ug/L	cis-1,2-Dichloroethene -ug/L
MW-67	5.11	1794.43	05/12/08	05/30/2008	Unfiltered	<1			<1	<1				<1	<1
MW-67	5.16	1794.38	12/04/08	11/11/2008	Unfiltered	<0.2			<0.2	<0.2				<0.2	<0.2
MW-67	4.86	1794.68	05/11/09	06/10/2009	Unfiltered	<0.48	<3.1	<0.59	<0.37	<0.31	<0.27	<0.28	<0.21	<0.40 Rd	<0.49
MW-67	9.18	1790.36	11/09/2009	11/16/2009	Unfiltered	<0.37			<0.098	<0.21	<0.20	<0.15	<0.072	<0.12	<0.18
MW-67	4.68	1794.86	05/13/2010	05/07/2010	Unfiltered	<0.37			<0.098	<0.21	<0.20	<0.15	<0.072	<0.12	<0.18
MW-67	4.80	1794.74	12/15/2010	1/7/2011	Unfiltered	<0.37			<0.098	<0.21	<0.20	<0.15	<0.072	0.15 Jq	<0.18
MW-68	32.85	NA	05/31/07	06/19/2007	Unfiltered	<0.2			<0.2	<0.2				1.6 Bk	<0.2
MW-68	33.93	2110.76	09/12/07	09/28/2007	Unfiltered	<0.2			<0.2	<0.2				1.5	<0.2
MW-68	34.39	2110.30	11/06/07	11/12/2007	Unfiltered	<0.2			<0.2	<0.2				1.2	<0.2
MW-68	35.42	2109.27	02/19/08	03/06/2008	Unfiltered	<1			<1	<1				1.2 Jq	<1
MW-68	35.31	2109.38	05/12/08	06/04/2008	Unfiltered	<1			<1	<1				1.3 Jq	<1
MW-68	35.7	2108.992	08/12/08	08/25/2008	Unfiltered	<0.2			<0.2	<0.2				1.5	<0.2
MW-68	37.28	2107.41	05/11/09	06/22/2009	Unfiltered	<0.37			<0.098	<0.21	<0.20	<0.15	<0.072	3.3	<0.18
MW-68	38.27	2106.42	11/06/2009	11/24/2009	Unfiltered	<0.37			1.2	0.57	<0.20	<0.15	<0.072	78	0.46 BJkq
MW-68	39.14	2105.552	05/13/2010	06/17/2010	Unfiltered	<0.37			0.18 Jq	<0.21	<0.20	<0.15	<0.072	5.8	<0.18
MW-68	40.55	2104.14	12/15/2010	1/19/2011	Unfiltered	<0.37			0.16 Jq	<0.21	<0.20	<0.15	<0.072	5.7	<0.18
MW-69	32.77	NA	05/31/07	06/19/2007	Unfiltered	<0.2			0.21 Jq	<0.2				6.3	<0.2
MW-69	34.27	2108.99	09/12/07	09/28/2007	Unfiltered	<0.2			0.21 Jq	<0.2				7.8	<0.2
MW-69	35.04	2108.22	11/08/07	11/08/2007	Unfiltered	<0.2			<0.2	<0.2				4.4	<0.2
MW-69	36.14	2107.12	02/20/08	03/07/2008	Unfiltered	<1			<1	<1				4.4 Jq	<1
MW-69	35.44	2107.82	05/12/08	06/06/2008	Unfiltered	<1			<1	<1				6.9	<1
MW-69	36.02	2107.244	08/14/08	08/22/2008	Unfiltered	<0.2			0.22 Jq	<0.2				6.5	<0.2
MW-69	38.42	2104.84	05/11/09	06/09/2009	Unfiltered	<0.48	<3.1	<0.59	<0.37	<0.31	<0.27	<0.28	<0.21	2.7	<0.49
MW-69	40.74	2102.524	05/13/2010	06/09/2010	Unfiltered	<0.37			0.13 Jq	<0.21	<0.20	<0.15	<0.072	5.0	<0.18
MW-70	28.15	NA	05/31/07	06/15/2007	Unfiltered	<0.2			<0.2	<0.2				1.6	<0.2
MW-70	30.78	1945.37	09/10/07	09/28/2007	Unfiltered	<0.2			<0.2	<0.2				0.3 Jq	<0.2
MW-70	31.21	1944.94	10/25/07	10/25/2007	Unfiltered										
MW-70	31.05	1945.10	11/08/07	11/08/2007	Unfiltered	<0.2			<0.2	<0.2				<0.2	<0.2

Consolidation Data Summary Table - Groundwater
Beaumont Site 1

	Water Level Data					Volatile Organics										
Sample Location	Depth to Water (feet below ground surface)	Groundwater Elevation (feet above mean sea level)	Elevation Date	Sample Date	Filter Status	trans-1,2-Dichloroethene -ug/L	1,1-Dichloropropene -ug/L	cis-1,3-Dichloropropene -ug/L	trans-1,3-Dichloropropene -ug/L	1,2-Dichloropropane -ug/L	1,3-Dichloropropane -ug/L	2,2-Dichloropropane -ug/L	1,2-Dibromoethane -ug/L	Dichlorodifluoromethane -ug/L	Ethylbenzene -ug/L	Ethene -ug/L
MW-67	5.11	1794.43	05/12/08	05/30/2008	Unfiltered	<1		<1	<1	<1					<1	
MW-67	5.16	1794.38	12/04/08	11/11/2008	Unfiltered	<0.2		<0.2	<0.2	<0.2					<0.2	
MW-67	4.86	1794.68	05/11/09	06/10/2009	Unfiltered	<0.40	<0.26	<0.28	<0.36	<0.38	<0.38	<0.46	<0.47	<0.49	<0.22	<0.0933
MW-67	9.18	1790.36	11/09/2009	11/16/2009	Unfiltered	<0.10		<0.30	<0.24	<0.19					<0.26	
MW-67	4.68	1794.86	05/13/2010	05/07/2010	Unfiltered	<0.10		<0.30	<0.24	<0.19					<0.26	<0.02
MW-67	4.80	1794.74	12/15/2010	1/7/2011	Unfiltered	<0.10		<0.30	<0.24	<0.19					<0.26	
MW-68	32.85	NA	05/31/07	06/19/2007	Unfiltered	<0.2		<0.2	<0.2	<0.2					<0.2	
MW-68	33.93	2110.76	09/12/07	09/28/2007	Unfiltered	<0.2		<0.2	<0.2	<0.2					<0.2	
MW-68	34.39	2110.30	11/06/07	11/12/2007	Unfiltered	<0.2		<0.2	<0.2	<0.2					<0.2	
MW-68	35.42	2109.27	02/19/08	03/06/2008	Unfiltered	<1		<1	<1	<1					<1	
MW-68	35.31	2109.38	05/12/08	06/04/2008	Unfiltered	<1		<1	<1	<1					<1	
MW-68	35.7	2108.992	08/12/08	08/25/2008	Unfiltered	<0.2		<0.2	<0.2	<0.2					<0.2	
MW-68	37.28	2107.41	05/11/09	06/22/2009	Unfiltered	<0.10		<0.30	<0.24	<0.19					<0.26	
MW-68	38.27	2106.42	11/06/2009	11/24/2009	Unfiltered	<0.10		<0.30	<0.24	<0.19					<0.26	
MW-68	39.14	2105.552	05/13/2010	06/17/2010	Unfiltered	<0.10		<0.30	<0.24	<0.19					<0.26	<0.02
MW-68	40.55	2104.14	12/15/2010	1/19/2011	Unfiltered	<0.10		<0.30	<0.24	<0.19					<0.26	
MW-69	32.77	NA	05/31/07	06/19/2007	Unfiltered	<0.2		<0.2	<0.2	<0.2					<0.2	
MW-69	34.27	2108.99	09/12/07	09/28/2007	Unfiltered	<0.2		<0.2	<0.2	<0.2					<0.2	
MW-69	35.04	2108.22	11/08/07	11/08/2007	Unfiltered	<0.2		<0.2	<0.2	<0.2					<0.2	
MW-69	36.14	2107.12	02/20/08	03/07/2008	Unfiltered	<1		<1	<1	<1					<1	
MW-69	35.44	2107.82	05/12/08	06/06/2008	Unfiltered	<1		<1	<1	<1					<1	
MW-69	36.02	2107.244	08/14/08	08/22/2008	Unfiltered	<0.2		<0.2	<0.2	<0.2					<0.2	
MW-69	38.42	2104.84	05/11/09	06/09/2009	Unfiltered	<0.40	<0.26	<0.28	<0.36	<0.38	<0.38	<0.46	<0.47	<0.49	<0.22	
MW-69	40.74	2102.524	05/13/2010	06/09/2010	Unfiltered	<0.10		<0.30	<0.24	<0.19					<0.26	<0.02
MW-70	28.15	NA	05/31/07	06/15/2007	Unfiltered	<0.2		<0.2	<0.2	<0.2					<0.2	
MW-70	30.78	1945.37	09/10/07	09/28/2007	Unfiltered	<0.2		<0.2	<0.2	<0.2					<0.2	
MW-70	31.21	1944.94	10/25/07	10/25/2007	Unfiltered											
MW-70	31.05	1945.10	11/08/07	11/08/2007	Unfiltered	<0.2		<0.2	<0.2	<0.2					<0.2	

Consolidation Data Summary Table - Groundwater
Beaumont Site 1

	Water Level Data						Volatile Organics									
Sample Location	Depth to Water (feet below ground surface)	Groundwater Elevation (feet above mean sea level)	Elevation Date	Sample Date	Filter Status	Ethane -ug/L	Hexachlorobutadiene -ug/L	2-Hexanone -ug/L	p-Isopropyltoluene -ug/L	Isopropylbenzene -ug/L	Methane -ug/L	4-Methyl-2-Pentanone -ug/L	Methyl tert-butyl ether (MTBE) -ug/L	Methylene Chloride -ug/L	Naphthalene -ug/L	n-Propylbenzene -ug/L
MW-67	5.11	1794.43	05/12/08	05/30/2008	Unfiltered			<5			25	<5	<1	<1		
MW-67	5.16	1794.38	12/04/08	11/11/2008	Unfiltered			<5				<5	<0.2	<0.5		
MW-67	4.86	1794.68	05/11/09	06/10/2009	Unfiltered	<0.00547		<6.9	<0.26	<0.23	30.4	<4.4	<0.30	<2.6	<2.5	<0.79
MW-67	9.18	1790.36	11/09/2009	11/16/2009	Unfiltered			<1.2				<0.95	<0.29	<0.15		
MW-67	4.68	1794.86	05/13/2010	05/07/2010	Unfiltered	<0.01		<1.2			25	<0.95	<0.29	0.77 Jq		
MW-67	4.80	1794.74	12/15/2010	1/7/2011	Unfiltered			<1.2				<0.95	<0.43	0.16 BJakq		
MW-68	32.85	NA	05/31/07	06/19/2007	Unfiltered			<5				<5	<0.2	<0.5		
MW-68	33.93	2110.76	09/12/07	09/28/2007	Unfiltered			<5				<5	<0.2	<0.5		
MW-68	34.39	2110.30	11/06/07	11/12/2007	Unfiltered			<5				<5	<0.2	<0.5		
MW-68	35.42	2109.27	02/19/08	03/06/2008	Unfiltered			<5				<5	<1	1.6 Jq		
MW-68	35.31	2109.38	05/12/08	06/04/2008	Unfiltered			<5				<5	<1	<1		
MW-68	35.7	2108.992	08/12/08	08/25/2008	Unfiltered			<5				<5	<0.2	<0.5		
MW-68	37.28	2107.41	05/11/09	06/22/2009	Unfiltered			<1.2				<0.95	<0.29	<0.15		
MW-68	38.27	2106.42	11/06/2009	11/24/2009	Unfiltered			<1.2				<0.95	<0.29	0.21 BJkq		
MW-68	39.14	2105.552	05/13/2010	06/17/2010	Unfiltered	<0.01		<1.2			0.08 BJkq	<0.95	<0.29	<0.15		
MW-68	40.55	2104.14	12/15/2010	1/19/2011	Unfiltered			<1.2				<0.95	<0.43	0.42 BJkq		
MW-69	32.77	NA	05/31/07	06/19/2007	Unfiltered			<5				<5	<0.2	<0.5		
MW-69	34.27	2108.99	09/12/07	09/28/2007	Unfiltered			<5				<5	<0.2	<0.5		
MW-69	35.04	2108.22	11/08/07	11/08/2007	Unfiltered			<5				<5	<0.2	<0.5		
MW-69	36.14	2107.12	02/20/08	03/07/2008	Unfiltered			<5				<5	<1	<1		
MW-69	35.44	2107.82	05/12/08	06/06/2008	Unfiltered			<5				<5	<1	1.2 BJakq		
MW-69	36.02	2107.244	08/14/08	08/22/2008	Unfiltered			<5				<5	<0.2	<0.5		
MW-69	38.42	2104.84	05/11/09	06/09/2009	Unfiltered			<6.9	<0.26	<0.23		<4.4	<0.30	<2.6	<2.5	<0.79
MW-69	40.74	2102.524	05/13/2010	06/09/2010	Unfiltered	<0.01		<1.2			6.7	<0.95	<0.29	<0.15		
MW-70	28.15	NA	05/31/07	06/15/2007	Unfiltered			<5				<5	<0.2	<0.5		
MW-70	30.78	1945.37	09/10/07	09/28/2007	Unfiltered			<5				<5	<0.2	<0.5		
MW-70	31.21	1944.94	10/25/07	10/25/2007	Unfiltered						140					
MW-70	31.05	1945.10	11/08/07	11/08/2007	Unfiltered			<5				<5	<0.2	<0.5		

Consolidation Data Summary Table - Groundwater
Beaumont Site 1

	Water Level Data						Volatile Organics									
Sample Location	Depth to Water (feet below ground surface)	Groundwater Elevation (feet above mean sea level)	Elevation Date	Sample Date	Filter Status	Styrene -ug/L	Toluene -ug/L	1,1,1,2-Tetrachloroethane -ug/L	1,1,1-Trichloroethane -ug/L	1,1,2-Trichloroethane -ug/L	1,2,3-Trichlorobenzene -ug/L	1,2,4-Trichlorobenzene -ug/L	Trichloroethene -ug/L	1,2,3-Trichloropropane -ug/L	Trichlorofluoromethane -ug/L	1,1,2-Trichloro-1,2,2-Trifluoroethane -ug/L
MW-67	5.11	1794.43	05/12/08	05/30/2008	Unfiltered	<1	<1		<1	<1			<1			
MW-67	5.16	1794.38	12/04/08	11/11/2008	Unfiltered	<0.2	<0.2		<0.2	<0.2			<0.2			
MW-67	4.86	1794.68	05/11/09	06/10/2009	Unfiltered	<0.30	<0.33	<0.35	<0.45	<0.54	<0.31	<0.49	<0.30	<1.3	<0.31	<0.64
MW-67	9.18	1790.36	11/09/2009	11/16/2009	Unfiltered	<0.22	<0.22		<0.12	<0.31			<0.17	<0.29	<0.16	
MW-67	4.68	1794.86	05/13/2010	05/07/2010	Unfiltered	<0.22	<0.22		<0.12	<0.31			<0.17	<0.29	<0.16	
MW-67	4.80	1794.74	12/15/2010	1/7/2011	Unfiltered	<0.22	<0.22		<0.12	<0.31			<0.25	<0.29	<0.16	
MW-68	32.85	NA	05/31/07	06/19/2007	Unfiltered	<0.2	<0.2		<0.2	<0.2			2 Bk			
MW-68	33.93	2110.76	09/12/07	09/28/2007	Unfiltered	<0.2	<0.2		<0.2	<0.2			<0.2			
MW-68	34.39	2110.30	11/06/07	11/12/2007	Unfiltered	<0.2	<0.2		<0.2	<0.2			<0.2			
MW-68	35.42	2109.27	02/19/08	03/06/2008	Unfiltered	<1	<1		<1	<1			<1			
MW-68	35.31	2109.38	05/12/08	06/04/2008	Unfiltered	<1	<1		<1	<1			<1			
MW-68	35.7	2108.992	08/12/08	08/25/2008	Unfiltered	<0.2	<0.2		<0.2	<0.2			<0.2			
MW-68	37.28	2107.41	05/11/09	06/22/2009	Unfiltered	<0.22	<0.22		<0.12	<0.31			<0.17		<0.16	
MW-68	38.27	2106.42	11/06/2009	11/24/2009	Unfiltered	<0.22	<0.22		<0.12	<0.31			34	<0.29	<0.16	
MW-68	39.14	2105.552	05/13/2010	06/17/2010	Unfiltered	<0.22	<0.22		<0.12	<0.31			3.7	<0.29	<0.16	
MW-68	40.55	2104.14	12/15/2010	1/19/2011	Unfiltered	<0.22	<0.22		<0.12	<0.31			9.2	<0.29	<0.16	
MW-69	32.77	NA	05/31/07	06/19/2007	Unfiltered	<0.2	<0.2		<0.2	<0.2			11			
MW-69	34.27	2108.99	09/12/07	09/28/2007	Unfiltered	<0.2	<0.2		<0.2	<0.2			14			
MW-69	35.04	2108.22	11/08/07	11/08/2007	Unfiltered	<0.2	<0.2		<0.2	<0.2			11			
MW-69	36.14	2107.12	02/20/08	03/07/2008	Unfiltered	<1	<1		<1	<1			14			
MW-69	35.44	2107.82	05/12/08	06/06/2008	Unfiltered	<1	<1		<1	<1			11			
MW-69	36.02	2107.244	08/14/08	08/22/2008	Unfiltered	<0.2	<0.2		<0.2	<0.2			12			
MW-69	38.42	2104.84	05/11/09	06/09/2009	Unfiltered	<0.30	<0.33	<0.35	<0.45	<0.54	<0.31	<0.49	9.9	<1.3	<0.31	<0.64
MW-69	40.74	2102.524	05/13/2010	06/09/2010	Unfiltered	<0.22	<0.22		<0.12	<0.31			15	<0.29	<0.16	
MW-70	28.15	NA	05/31/07	06/15/2007	Unfiltered	<0.2	<0.2		<0.2	<0.2			0.5 Jq			
MW-70	30.78	1945.37	09/10/07	09/28/2007	Unfiltered	<0.2	<0.2		<0.2	<0.2			<0.2			
MW-70	31.21	1944.94	10/25/07	10/25/2007	Unfiltered											
MW-70	31.05	1945.10	11/08/07	11/08/2007	Unfiltered	<0.2	<0.2		<0.2	<0.2			<0.2			

Consolidation Data Summary Table - Groundwater
Beaumont Site 1

	Water Level Data						Volatile Organics						
Sample Location	Depth to Water (feet below ground surface)	Groundwater Elevation (feet above mean sea level)	Elevation Date	Sample Date	Filter Status	1,2,4-Trimethylbenzene -ug/L	1,3,5-Trimethylbenzene -ug/L	1,1,2,2-Tetrachloroethane -ug/L	Tetrachloroethene (PCE) -ug/L	Vinyl Acetate -ug/L	Vinyl Chloride -ug/L	m,p-Xylenes -ug/L	o-Xylene -ug/L
MW-67	5.11	1794.43	05/12/08	05/30/2008	Unfiltered			<1	<1		<1	<2	<1
MW-67	5.16	1794.38	12/04/08	11/11/2008	Unfiltered			<0.2	<0.2		<0.2	<0.5	<0.2
MW-67	4.86	1794.68	05/11/09	06/10/2009	Unfiltered	<0.24	<0.23	<0.44	<0.51	<7.1	<0.33	<0.45	<0.24
MW-67	9.18	1790.36	11/09/2009	11/16/2009	Unfiltered			<0.29	<0.17	<0.48	<0.13	<0.36	<0.41
MW-67	4.68	1794.86	05/13/2010	05/07/2010	Unfiltered			<0.29	<0.17	<0.48	<0.13	<0.36	<0.41
MW-67	4.80	1794.74	12/15/2010	1/7/2011	Unfiltered			<0.29	<0.23	<0.48	<0.13	<0.36	<0.41
MW-68	32.85	NA	05/31/07	06/19/2007	Unfiltered			<0.2	<0.2		<0.2	<0.5	<0.2
MW-68	33.93	2110.76	09/12/07	09/28/2007	Unfiltered			<0.2	<0.2		<0.2	<0.5	<0.2
MW-68	34.39	2110.30	11/06/07	11/12/2007	Unfiltered			<0.2	<0.2		<0.2	<0.5	<0.2
MW-68	35.42	2109.27	02/19/08	03/06/2008	Unfiltered			<1	<1		<1	<2	<1
MW-68	35.31	2109.38	05/12/08	06/04/2008	Unfiltered			<1	<1		<1	<2	<1
MW-68	35.7	2108.992	08/12/08	08/25/2008	Unfiltered			<0.2	<0.2		<0.2	<0.5	<0.2
MW-68	37.28	2107.41	05/11/09	06/22/2009	Unfiltered			<0.29	<0.17	<0.48	<0.13	<0.36	<0.41
MW-68	38.27	2106.42	11/06/2009	11/24/2009	Unfiltered			<0.29	<0.17	<0.48	<0.13	<0.36	<0.41
MW-68	39.14	2105.552	05/13/2010	06/17/2010	Unfiltered			<0.29	<0.17	<0.48	<0.13	<0.36	<0.41
MW-68	40.55	2104.14	12/15/2010	1/19/2011	Unfiltered			<0.29	<0.23	<0.48	<0.13	<0.36	<0.41
MW-69	32.77	NA	05/31/07	06/19/2007	Unfiltered			<0.2	<0.2		<0.2	<0.5	<0.2
MW-69	34.27	2108.99	09/12/07	09/28/2007	Unfiltered			<0.2	<0.2		<0.2	<0.5	<0.2
MW-69	35.04	2108.22	11/08/07	11/08/2007	Unfiltered			<0.2	<0.2		<0.2	<0.5	<0.2
MW-69	36.14	2107.12	02/20/08	03/07/2008	Unfiltered			<1	<1		<1	<2	<1
MW-69	35.44	2107.82	05/12/08	06/06/2008	Unfiltered			<1	<1		<1	<2	<1
MW-69	36.02	2107.244	08/14/08	08/22/2008	Unfiltered			<0.2	<0.2		<0.2	<0.5	<0.2
MW-69	38.42	2104.84	05/11/09	06/09/2009	Unfiltered	<0.24	<0.23	<0.44	<0.51	<7.1	<0.33	<0.45	<0.24
MW-69	40.74	2102.524	05/13/2010	06/09/2010	Unfiltered			<0.29	<0.17	<0.48	<0.13	<0.36	<0.41
MW-70	28.15	NA	05/31/07	06/15/2007	Unfiltered			<0.2	<0.2		<0.2	<0.5	<0.2
MW-70	30.78	1945.37	09/10/07	09/28/2007	Unfiltered			<0.2	<0.2		<0.2	<0.5	<0.2
MW-70	31.21	1944.94	10/25/07	10/25/2007	Unfiltered								
MW-70	31.05	1945.10	11/08/07	11/08/2007	Unfiltered			<0.2	<0.2		<0.2	<0.5	<0.2

Consolidation Data Summary Table - Groundwater
Beaumont Site 1

	Water Level Data					Volatile Organics										
Sample Location	Depth to Water (feet below ground surface)	Groundwater Elevation (feet above mean sea level)	Elevation Date	Sample Date	Filter Status	1,4-Dioxane -ug/L	N-Nitrosodimethylamine -ng/L	Acetone -ug/L	Bromodichloromethane -ug/L	2-Butanone -ug/L	Bromobenzene -ug/L	Bromochloromethane -ug/L	Bromomethane -ug/L	Bromoform -ug/L	n-Butylbenzene -ug/L	sec-Butylbenzene -ug/L
MW-70	26.27	1949.88	02/19/08	03/06/2008	Unfiltered	1.3		<5	<1	<5			<1	<1		
MW-70	26.18	1949.97	05/12/08	05/29/2008	Unfiltered	2.2		<5	<1	<5			<1	<1		
MW-70	28.53	1947.622	08/11/08	08/22/2008	Unfiltered	2.9		<5	<0.2	<5			<0.2	<0.3		
MW-70	28.12	1948.032	12/04/08	11/10/2008	Unfiltered	2.5		<5	<0.2	<5			<0.2	<0.3		
MW-70	25.89	1950.26	02/26/09	03/24/2009	Unfiltered	1.3		<5	<0.2	<5			<0.2	<0.3		
MW-70	26.17	1949.98	05/11/09	06/10/2009	Unfiltered	3.8		<9.1	<0.33	<6.9	<0.33	<0.69	<4.3	<0.55	<0.28	<0.20
MW-70	28.63	1947.52	08/12/2009	08/20/2009	Unfiltered	4.3		<5	<0.11	<1.2			<0.48	<0.13		
MW-70	29.60	1946.55	11/09/2009	11/13/2009	Unfiltered	4.2		<5.0	<0.11	<1.2			<0.48	<0.13		
MW-70	26.02	1950.13	03/26/10	3/30/2010	Unfiltered	3.0		<5.0	<0.11	<1.2			<0.48	<0.13		
MW-70	26.02	1950.132	05/13/2010	05/05/2010	Unfiltered	2.8		<5.0	<0.11	<1.2			<0.48	<0.13		
MW-70	27.94	1948.21	8/31/2010	9/13/2010	Unfiltered	4.2		<5.0	<0.11	<1.2			<0.48	<0.13		
MW-70	27.29	1948.86	12/15/2010	1/13/2011	Unfiltered	2.5		<5.0	<0.11	<1.2			<0.48	<0.50		
MW-71A	164.03	2029.74	11/06/07	01/08/2008	Unfiltered	<0.58		<5	<0.2	<5			<0.2	<0.3		
MW-71A	158.06	2035.71	02/21/08	02/29/2008	Unfiltered	<0.57		<5	<0.2	<5			<0.2	<0.3		
MW-71A	157.82	2035.95	05/14/08	06/05/2008	Unfiltered	<0.57		<5	<1	<5			<1	<1		
MW-71A	158.08	2035.694	08/13/08	08/22/2008	Unfiltered	<0.61		<5	<0.2	<5			<0.2	<0.3		
MW-71A	158.85	2034.92	05/08/09	06/05/2009	Unfiltered	<0.40		<9.1	<0.33	<6.9	<0.33	<0.69	<4.3	<0.55	<0.28	<0.20
MW-71A	161.6	2032.174	05/13/2010	06/07/2010	Unfiltered	<0.10		<5.0	<0.11	<1.2			<0.48	<0.13		
MW-71B	49.79	2141.79	11/14/07	11/14/2007	Unfiltered	<0.58		<5	<0.2	<5			<0.2	<0.3		
MW-71B	83.69	2110.18	02/21/08	02/29/2008	Unfiltered	<0.57		<5	<0.2	<5			<0.2	<0.3		
MW-71B	81.71	2112.16	05/14/08	06/05/2008	Unfiltered	<0.57		<5	<1	<5			<1	<1		
MW-71B	82.05	2111.821	08/13/08	08/22/2008	Unfiltered	<0.56		<5	<0.2	<5			<0.2	<0.3		
MW-71B	84.08	2109.93	05/08/09	06/05/2009	Unfiltered	<0.40		<9.1	<0.33	<6.9	<0.33	<0.69	<4.3	<0.55	<0.28	<0.20
MW-71B	85.81	2108.20	11/06/2009	11/12/2009	Unfiltered	<0.10		<5.0	<0.11	<1.2			<0.48	<0.13		
MW-71C	80.68	2113.33	11/06/07	01/08/2008	Unfiltered	<0.6		<5	<0.2	<5			<0.2	<0.3		
MW-71C	81.96	2112.05	02/21/08	02/29/2008	Unfiltered	<0.59		<5	<0.2	<5			<0.2	<0.3		
MW-71C	83.03	2110.98	05/14/08	06/05/2008	Unfiltered	<0.58		13	<1	<5			<1	<1		
MW-71C	83.77	2110.24	08/13/08	08/22/2008	Unfiltered	<0.56		<5	<0.2	<5			<0.2	<0.3		

Consolidation Data Summary Table - Groundwater
Beaumont Site 1

	Water Level Data					Volatile Organics									
Sample Location	Depth to Water (feet below ground surface)	Groundwater Elevation (feet above mean sea level)	Elevation Date	Sample Date	Filter Status	tert-Butylbenzene -ug/L	Benzene -ug/L	Carbon Disulfide -ug/L	Chlorobenzene -ug/L	2-Chlorotoluene -ug/L	4-Chlorotoluene -ug/L	Chloroethane -ug/L	Chloromethane -ug/L	Carbon Tetrachloride -ug/L	Chloroform -ug/L
MW-70	26.27	1949.88	02/19/08	03/06/2008	Unfiltered		<1	<1	<1			<1	<1	<1	<1
MW-70	26.18	1949.97	05/12/08	05/29/2008	Unfiltered		<1	<1	<1			<1	<1	<1	<1
MW-70	28.53	1947.622	08/11/08	08/22/2008	Unfiltered		<0.2	0.21 Jq	<0.2			<0.2	<0.2	<0.2	<0.2
MW-70	28.12	1948.032	12/04/08	11/10/2008	Unfiltered		<0.2	<0.2	<0.2			<0.2	<0.2	<0.2	<0.2
MW-70	25.89	1950.26	02/26/09	03/24/2009	Unfiltered		<0.2	<0.2	<0.2			<0.2	<0.2	<0.2	<0.2
MW-70	26.17	1949.98	05/11/09	06/10/2009	Unfiltered	<0.28	<0.28	<1.9	<0.22	<0.55	<0.21	<1.3	<0.49	<0.43	<0.33
MW-70	28.63	1947.52	08/12/2009	08/20/2009	Unfiltered		<0.14	<0.36	<0.23			<0.35	<0.36	<0.15	<0.17
MW-70	29.60	1946.55	11/09/2009	11/13/2009	Unfiltered		<0.14	<0.36	<0.23			<0.35	<0.36	<0.15	<0.17
MW-70	26.02	1950.13	03/26/10	3/30/2010	Unfiltered		<0.14	<0.36	<0.23			<0.35	<0.36	<0.15	<0.17
MW-70	26.02	1950.132	05/13/2010	05/05/2010	Unfiltered		<0.14	<0.36	<0.23			<0.35	<0.36	<0.15	<0.17
MW-70	27.94	1948.21	8/31/2010	9/13/2010	Unfiltered		<0.14	<0.36	<0.23			<0.35	<0.36	<0.15	<0.17
MW-70	27.29	1948.86	12/15/2010	1/13/2011	Unfiltered		<0.14	<0.36	<0.23			<0.35	<0.36	<0.15	<0.46
MW-71A	164.03	2029.74	11/06/07	01/08/2008	Unfiltered		<0.2	<0.2	<0.2			<0.2	<0.2	<0.2	<0.2
MW-71A	158.06	2035.71	02/21/08	02/29/2008	Unfiltered		<0.2	0.88 Jq	<0.2			<0.2	0.64 Jq	<0.2	<0.2
MW-71A	157.82	2035.95	05/14/08	06/05/2008	Unfiltered		<1	2.5 Jq	<1			<1	<1	<1	<1
MW-71A	158.08	2035.694	08/13/08	08/22/2008	Unfiltered		<0.2	1.6	<0.2			<0.2	<0.2	<0.2	<0.2
MW-71A	158.85	2034.92	05/08/09	06/05/2009	Unfiltered	<0.28	<0.28	<1.9	<0.22	<0.55	<0.21	<1.3	<0.49	<0.43	<0.33
MW-71A	161.6	2032.174	05/13/2010	06/07/2010	Unfiltered		<0.14	0.50	<0.23			<0.35	<0.36	<0.15	<0.17
MW-71B	49.79	2141.79	11/14/07	11/14/2007	Unfiltered		<0.2	<0.2	<0.2			<0.2	<0.2	<0.2	<0.2
MW-71B	83.69	2110.18	02/21/08	02/29/2008	Unfiltered		<0.2	<0.2	<0.2			<0.2	<0.2	<0.2	<0.2
MW-71B	81.71	2112.16	05/14/08	06/05/2008	Unfiltered		<1	<1	<1			<1	<1	<1	<1
MW-71B	82.05	2111.821	08/13/08	08/22/2008	Unfiltered		<0.2	<0.2	<0.2			<0.2	<0.2	<0.2	<0.2
MW-71B	84.08	2109.93	05/08/09	06/05/2009	Unfiltered	<0.28	<0.28	<1.9	<0.22	<0.55	<0.21	<1.3	<0.49	<0.43	<0.33
MW-71B	85.81	2108.20	11/06/2009	11/12/2009	Unfiltered		<0.14	<0.36	<0.23			<0.35	<0.36	<0.15	<0.17
MW-71C	80.68	2113.33	11/06/07	01/08/2008	Unfiltered		<0.2	<0.2	<0.2			<0.2	<0.2	<0.2	<0.2
MW-71C	81.96	2112.05	02/21/08	02/29/2008	Unfiltered		<0.2	<0.2	<0.2			<0.2	<0.2	<0.2	<0.2
MW-71C	83.03	2110.98	05/14/08	06/05/2008	Unfiltered		<1	<1	<1			<1	<1	<1	<1
MW-71C	83.77	2110.24	08/13/08	08/22/2008	Unfiltered		<0.2	<0.2	<0.2			<0.2	<0.2	<0.2	<0.2

Consolidation Data Summary Table - Groundwater
Beaumont Site 1

	Water Level Data					Volatile Organics									
Sample Location	Depth to Water (feet below ground surface)	Groundwater Elevation (feet above mean sea level)	Elevation Date	Sample Date	Filter Status	Dibromochloromethane -ug/L	1,2-Dibromo-3-Chloropropane -ug/L	Dibromomethane -ug/L	1,1-Dichloroethane -ug/L	1,2-Dichloroethane -ug/L	1,2-Dichlorobenzene -ug/L	1,3-Dichlorobenzene -ug/L	1,4-Dichlorobenzene -ug/L	1,1-Dichloroethene -ug/L	cis-1,2-Dichloroethene -ug/L
MW-70	26.27	1949.88	02/19/08	03/06/2008	Unfiltered	<1			<1	<1				<1	<1
MW-70	26.18	1949.97	05/12/08	05/29/2008	Unfiltered	<1			<1	<1				<1	<1
MW-70	28.53	1947.622	08/11/08	08/22/2008	Unfiltered	<0.2			<0.2	<0.2				<0.2	<0.2
MW-70	28.12	1948.032	12/04/08	11/10/2008	Unfiltered	<0.2			<0.2	<0.2				<0.2	<0.2
MW-70	25.89	1950.26	02/26/09	03/24/2009	Unfiltered	<0.2			<0.2	<0.2				<0.2	<0.2
MW-70	26.17	1949.98	05/11/09	06/10/2009	Unfiltered	<0.48	<3.1	<0.59	<0.37	<0.31	<0.27	<0.28	<0.21	<0.40 Rd	<0.49
MW-70	28.63	1947.52	08/12/2009	08/20/2009	Unfiltered	<0.37			<0.098	<0.21	<0.2	<0.15	<0.072	<0.12	<0.18
MW-70	29.60	1946.55	11/09/2009	11/13/2009	Unfiltered	<0.37			<0.098	<0.21	<0.20	<0.15	<0.072	<0.12	<0.18
MW-70	26.02	1950.13	03/26/10	3/30/2010	Unfiltered	<0.37			<0.098	<0.21	<0.20	<0.15	<0.072	<0.12	<0.18
MW-70	26.02	1950.132	05/13/2010	05/05/2010	Unfiltered	<0.37			<0.098	<0.21	<0.20	<0.15	<0.072	<0.12	<0.18
MW-70	27.94	1948.21	8/31/2010	9/13/2010	Unfiltered	<0.37			<0.098	<0.21	<0.20	<0.15	<0.072	0.21 Jq	<0.18
MW-70	27.29	1948.86	12/15/2010	1/13/2011	Unfiltered	<0.37			<0.098	<0.21	<0.20	<0.15	<0.072	<0.12	<0.18
MW-71A	164.03	2029.74	11/06/07	01/08/2008	Unfiltered	<0.2			<0.2	<0.2				<0.2	<0.2
MW-71A	158.06	2035.71	02/21/08	02/29/2008	Unfiltered	<0.2			<0.2	<0.2				<0.2	<0.2
MW-71A	157.82	2035.95	05/14/08	06/05/2008	Unfiltered	<1			<1	<1				<1	<1
MW-71A	158.08	2035.694	08/13/08	08/22/2008	Unfiltered	<0.2			<0.2	<0.2				<0.2	<0.2
MW-71A	158.85	2034.92	05/08/09	06/05/2009	Unfiltered	<0.48	<3.1	<0.59	<0.37	<0.31	<0.27	<0.28	<0.21	<0.40	<0.49
MW-71A	161.6	2032.174	05/13/2010	06/07/2010	Unfiltered	<0.37			<0.098	<0.21	<0.20	<0.15	<0.072	<0.12	<0.18
MW-71B	49.79	2141.79	11/14/07	11/14/2007	Unfiltered	<0.2			<0.2	<0.2				<0.2	<0.2
MW-71B	83.69	2110.18	02/21/08	02/29/2008	Unfiltered	<0.2			<0.2	<0.2				<0.2	<0.2
MW-71B	81.71	2112.16	05/14/08	06/05/2008	Unfiltered	<1			<1	<1				<1	<1
MW-71B	82.05	2111.821	08/13/08	08/22/2008	Unfiltered	<0.2			<0.2	<0.2				<0.2	<0.2
MW-71B	84.08	2109.93	05/08/09	06/05/2009	Unfiltered	<0.48	<3.1	<0.59	<0.37	<0.31	<0.27	<0.28	<0.21	<0.40	<0.49
MW-71B	85.81	2108.20	11/06/2009	11/12/2009	Unfiltered	<0.37			<0.098	<0.21	<0.20	<0.15	<0.072	0.60	<0.18
MW-71C	80.68	2113.33	11/06/07	01/08/2008	Unfiltered	<0.2			<0.2	<0.2				<0.2	<0.2
MW-71C	81.96	2112.05	02/21/08	02/29/2008	Unfiltered	<0.2			<0.2	<0.2				<0.2	<0.2
MW-71C	83.03	2110.98	05/14/08	06/05/2008	Unfiltered	<1			<1	<1				<1	<1
MW-71C	83.77	2110.24	08/13/08	08/22/2008	Unfiltered	<0.2			<0.2	<0.2				<0.2	<0.2

Consolidation Data Summary Table - Groundwater
Beaumont Site 1

	Water Level Data					Volatile Organics										
Sample Location	Depth to Water (feet below ground surface)	Groundwater Elevation (feet above mean sea level)	Elevation Date	Sample Date	Filter Status	trans-1,2-Dichloroethene -ug/L	1,1-Dichloropropene -ug/L	cis-1,3-Dichloropropene -ug/L	trans-1,3-Dichloropropene -ug/L	1,2-Dichloropropane -ug/L	1,3-Dichloropropane -ug/L	2,2-Dichloropropane -ug/L	1,2-Dibromoethane -ug/L	Dichlorodifluoromethane -ug/L	Ethylbenzene -ug/L	Ethene -ug/L
MW-70	26.27	1949.88	02/19/08	03/06/2008	Unfiltered	<1		<1	<1	<1					<1	
MW-70	26.18	1949.97	05/12/08	05/29/2008	Unfiltered	<1		<1	<1	<1					<1	
MW-70	28.53	1947.622	08/11/08	08/22/2008	Unfiltered	<0.2		<0.2	<0.2	<0.2					<0.2	
MW-70	28.12	1948.032	12/04/08	11/10/2008	Unfiltered	<0.2		<0.2	<0.2	<0.2					<0.2	<0.6
MW-70	25.89	1950.26	02/26/09	03/24/2009	Unfiltered	<0.2		<0.2	<0.2	<0.2					<0.2	<0.6
MW-70	26.17	1949.98	05/11/09	06/10/2009	Unfiltered	<0.40	<0.26	<0.28	<0.36	<0.38	<0.38	<0.46	<0.47	<0.49	<0.22	<0.0933
MW-70	28.63	1947.52	08/12/2009	08/20/2009	Unfiltered	<0.1		<0.3	<0.24	<0.19					<0.26	0.008 Jq
MW-70	29.60	1946.55	11/09/2009	11/13/2009	Unfiltered	<0.10		<0.30	<0.24	<0.19					<0.26	<0.01
MW-70	26.02	1950.13	03/26/10	3/30/2010	Unfiltered	<0.10		<0.30	<0.24	<0.19					<0.26	<0.01
MW-70	26.02	1950.132	05/13/2010	05/05/2010	Unfiltered	<0.10		<0.30	<0.24	<0.19					<0.26	<0.02
MW-70	27.94	1948.21	8/31/2010	9/13/2010	Unfiltered	<0.10		<0.30	<0.24	<0.19					<0.26	<0.02
MW-70	27.29	1948.86	12/15/2010	1/13/2011	Unfiltered	<0.10		<0.30	<0.24	<0.19					<0.26	<0.02
MW-71A	164.03	2029.74	11/06/07	01/08/2008	Unfiltered	<0.2		<0.2	<0.2	<0.2					<0.2	
MW-71A	158.06	2035.71	02/21/08	02/29/2008	Unfiltered	<0.2		<0.2	<0.2	<0.2					<0.2	
MW-71A	157.82	2035.95	05/14/08	06/05/2008	Unfiltered	<1		<1	<1	<1					<1	
MW-71A	158.08	2035.694	08/13/08	08/22/2008	Unfiltered	<0.2		<0.2	<0.2	<0.2					<0.2	
MW-71A	158.85	2034.92	05/08/09	06/05/2009	Unfiltered	<0.40	<0.26	<0.28	<0.36	<0.38	<0.38	<0.46	<0.47	<0.49	<0.22	
MW-71A	161.6	2032.174	05/13/2010	06/07/2010	Unfiltered	<0.10		<0.30	<0.24	<0.19					<0.26	<0.03
MW-71B	49.79	2141.79	11/14/07	11/14/2007	Unfiltered	<0.2		<0.2	<0.2	<0.2					<0.2	
MW-71B	83.69	2110.18	02/21/08	02/29/2008	Unfiltered	<0.2		<0.2	<0.2	<0.2					<0.2	
MW-71B	81.71	2112.16	05/14/08	06/05/2008	Unfiltered	<1		<1	<1	<1					<1	
MW-71B	82.05	2111.821	08/13/08	08/22/2008	Unfiltered	<0.2		<0.2	<0.2	<0.2					<0.2	
MW-71B	84.08	2109.93	05/08/09	06/05/2009	Unfiltered	<0.40	<0.26	<0.28	<0.36	<0.38	<0.38	<0.46	<0.47	<0.49	<0.22	
MW-71B	85.81	2108.20	11/06/2009	11/12/2009	Unfiltered	<0.10		<0.30	<0.24	<0.19					<0.26	
MW-71C	80.68	2113.33	11/06/07	01/08/2008	Unfiltered	<0.2		<0.2	<0.2	<0.2					<0.2	
MW-71C	81.96	2112.05	02/21/08	02/29/2008	Unfiltered	<0.2		<0.2	<0.2	<0.2					<0.2	
MW-71C	83.03	2110.98	05/14/08	06/05/2008	Unfiltered	<1		<1	<1	<1					<1	
MW-71C	83.77	2110.24	08/13/08	08/22/2008	Unfiltered	<0.2		<0.2	<0.2	<0.2					<0.2	

Consolidation Data Summary Table - Groundwater
Beaumont Site 1

	Water Level Data					Volatile Organics										
Sample Location	Depth to Water (feet below ground surface)	Groundwater Elevation (feet above mean sea level)	Elevation Date	Sample Date	Filter Status	Ethane -ug/L	Hexachlorobutadiene -ug/L	2-Hexanone -ug/L	p-Isopropyltoluene -ug/L	Isopropylbenzene -ug/L	Methane -ug/L	4-Methyl-2-Pentanone -ug/L	Methyl tert-butyl ether (MTBE) -ug/L	Methylene Chloride -ug/L	Naphthalene -ug/L	n-Propylbenzene -ug/L
MW-70	26.27	1949.88	02/19/08	03/06/2008	Unfiltered			<5				<5	<1	<1		
MW-70	26.18	1949.97	05/12/08	05/29/2008	Unfiltered			<5			8.8	<5	<1	<1		
MW-70	28.53	1947.622	08/11/08	08/22/2008	Unfiltered			<5				<5	<0.2	<0.5		
MW-70	28.12	1948.032	12/04/08	11/10/2008	Unfiltered	<0.6		<5			4.8 Jf	<5	<0.2	<0.5		
MW-70	25.89	1950.26	02/26/09	03/24/2009	Unfiltered	<0.6		<5			<0.6	<5	<0.2	<0.5		
MW-70	26.17	1949.98	05/11/09	06/10/2009	Unfiltered	<0.00547		<6.9	<0.26	<0.23	10.7	<4.4	<0.30	<2.6	<2.5	<0.79
MW-70	28.63	1947.52	08/12/2009	08/20/2009	Unfiltered	0.002 Jq		<1.2			1.8	<0.95	<0.29	<0.15		
MW-70	29.60	1946.55	11/09/2009	11/13/2009	Unfiltered	<0.01		<1.2			0.14 Ba	<0.95	<0.29	<0.15		
MW-70	26.02	1950.13	03/26/10	3/30/2010	Unfiltered	<0.01		<1.2			0.07 BJa	<0.95	<0.29	<0.15		
MW-70	26.02	1950.132	05/13/2010	05/05/2010	Unfiltered	<0.01		<1.2			0.07 BJa	<0.95	<0.29	0.48 Jq		
MW-70	27.94	1948.21	8/31/2010	9/13/2010	Unfiltered	<0.01		<1.2			0.08 Jq	<0.95	<0.29	<0.15		
MW-70	27.29	1948.86	12/15/2010	1/13/2011	Unfiltered	<0.01		<1.2			0.12 Ba	<0.95	<0.43	0.22 BJkq		
MW-71A	164.03	2029.74	11/06/07	01/08/2008	Unfiltered			<5				<5	<0.2	<0.5		
MW-71A	158.06	2035.71	02/21/08	02/29/2008	Unfiltered			<5				<5	<0.2	<0.5		
MW-71A	157.82	2035.95	05/14/08	06/05/2008	Unfiltered			<5				<5	<1	1.7 BJakq		
MW-71A	158.08	2035.694	08/13/08	08/22/2008	Unfiltered			<5				<5	<0.2	<0.5		
MW-71A	158.85	2034.92	05/08/09	06/05/2009	Unfiltered			<6.9	<0.26	<0.23		<4.4	<0.30	<2.6	<2.5	<0.79
MW-71A	161.6	2032.174	05/13/2010	06/07/2010	Unfiltered	<0.01		<1.2			56	<0.95	<0.29	<0.15		
MW-71B	49.79	2141.79	11/14/07	11/14/2007	Unfiltered			<5				<5	<0.2	<0.5		
MW-71B	83.69	2110.18	02/21/08	02/29/2008	Unfiltered			<5				<5	<0.2	<0.5		
MW-71B	81.71	2112.16	05/14/08	06/05/2008	Unfiltered			<5				<5	<1	1.7 BJakq		
MW-71B	82.05	2111.821	08/13/08	08/22/2008	Unfiltered			<5				<5	<0.2	<0.5		
MW-71B	84.08	2109.93	05/08/09	06/05/2009	Unfiltered			<6.9	<0.26	<0.23		<4.4	<0.30	<2.6	<2.5	<0.79
MW-71B	85.81	2108.20	11/06/2009	11/12/2009	Unfiltered			<1.2				<0.95	<0.29	<0.15		
MW-71C	80.68	2113.33	11/06/07	01/08/2008	Unfiltered			<5				<5	<0.2	<0.5		
MW-71C	81.96	2112.05	02/21/08	02/29/2008	Unfiltered			<5				<5	<0.2	<0.5		
MW-71C	83.03	2110.98	05/14/08	06/05/2008	Unfiltered			<5				<5	<1	1.8 BJakq		
MW-71C	83.77	2110.24	08/13/08	08/22/2008	Unfiltered			<5				<5	<0.2	<0.5		

Consolidation Data Summary Table - Groundwater
Beaumont Site 1

	Water Level Data					Volatile Organics										
Sample Location	Depth to Water (feet below ground surface)	Groundwater Elevation (feet above mean sea level)	Elevation Date	Sample Date	Filter Status	Styrene -ug/L	Toluene -ug/L	1,1,1,2-Tetrachloroethane -ug/L	1,1,1-Trichloroethane -ug/L	1,1,2-Trichloroethane -ug/L	1,2,3-Trichlorobenzene -ug/L	1,2,4-Trichlorobenzene -ug/L	Trichloroethene -ug/L	1,2,3-Trichloropropane -ug/L	Trichlorofluoromethane -ug/L	1,1,2-Trichloro-1,2,2-Trifluoroethane -ug/L
MW-70	26.27	1949.88	02/19/08	03/06/2008	Unfiltered	<1	<1		<1	<1			<1			
MW-70	26.18	1949.97	05/12/08	05/29/2008	Unfiltered	<1	<1		<1	<1			<1			
MW-70	28.53	1947.622	08/11/08	08/22/2008	Unfiltered	<0.2	<0.2		<0.2	<0.2			<0.2			
MW-70	28.12	1948.032	12/04/08	11/10/2008	Unfiltered	<0.2	<0.2		<0.2	<0.2			<0.2			
MW-70	25.89	1950.26	02/26/09	03/24/2009	Unfiltered	<0.2	<0.2		<0.2	<0.2			<0.2			
MW-70	26.17	1949.98	05/11/09	06/10/2009	Unfiltered	<0.30	<0.33	<0.35	<0.45	<0.54	<0.31	<0.49	<0.30	<1.3	<0.31	<0.64
MW-70	28.63	1947.52	08/12/2009	08/20/2009	Unfiltered	<0.22	<0.22		<0.12	<0.31			<0.17	<0.29	<0.16	
MW-70	29.60	1946.55	11/09/2009	11/13/2009	Unfiltered	<0.22	<0.22		<0.12	<0.31			<0.17	<0.29	<0.16	
MW-70	26.02	1950.13	03/26/10	3/30/2010	Unfiltered	<0.22	<0.22		<0.12	<0.31			<0.17	<0.29	<0.16	
MW-70	26.02	1950.132	05/13/2010	05/05/2010	Unfiltered	<0.22	<0.22		<0.12	<0.31			<0.17	<0.29	<0.16	
MW-70	27.94	1948.21	8/31/2010	9/13/2010	Unfiltered	<0.22	<0.22		<0.12	<0.31			<0.17	<0.29	<0.16	
MW-70	27.29	1948.86	12/15/2010	1/13/2011	Unfiltered	<0.22	<0.22		<0.12	<0.31			<0.25	<0.29	<0.16	
MW-71A	164.03	2029.74	11/06/07	01/08/2008	Unfiltered	<0.2	0.37 Jq		<0.2	<0.2			<0.2			
MW-71A	158.06	2035.71	02/21/08	02/29/2008	Unfiltered	<0.2	<0.2		<0.2	<0.2			<0.2			
MW-71A	157.82	2035.95	05/14/08	06/05/2008	Unfiltered	<1	<1		<1	<1			<1			
MW-71A	158.08	2035.694	08/13/08	08/22/2008	Unfiltered	<0.2	<0.2		<0.2	<0.2			<0.2			
MW-71A	158.85	2034.92	05/08/09	06/05/2009	Unfiltered	<0.30	<0.33	<0.35	<0.45	<0.54	<0.31	<0.49	<0.30	<1.3	<0.31	<0.64
MW-71A	161.6	2032.174	05/13/2010	06/07/2010	Unfiltered	<0.22	<0.22		<0.12	<0.31			<0.17	<0.29	<0.16	
MW-71B	49.79	2141.79	11/14/07	11/14/2007	Unfiltered	<0.2	<0.2		<0.2	<0.2			<0.2			
MW-71B	83.69	2110.18	02/21/08	02/29/2008	Unfiltered	<0.2	<0.2		<0.2	<0.2			<0.2			
MW-71B	81.71	2112.16	05/14/08	06/05/2008	Unfiltered	<1	<1		<1	<1			<1			
MW-71B	82.05	2111.821	08/13/08	08/22/2008	Unfiltered	<0.2	<0.2		<0.2	<0.2			<0.2			
MW-71B	84.08	2109.93	05/08/09	06/05/2009	Unfiltered	<0.30	<0.33	<0.35	<0.45	<0.54	<0.31	<0.49	<0.30	<1.3	<0.31	<0.64
MW-71B	85.81	2108.20	11/06/2009	11/12/2009	Unfiltered	<0.22	<0.22		<0.12	<0.31			0.36 Jq	<0.29	<0.16	
MW-71C	80.68	2113.33	11/06/07	01/08/2008	Unfiltered	<0.2	<0.2		<0.2	<0.2			<0.2			
MW-71C	81.96	2112.05	02/21/08	02/29/2008	Unfiltered	<0.2	<0.2		<0.2	<0.2			<0.2			
MW-71C	83.03	2110.98	05/14/08	06/05/2008	Unfiltered	<1	<1		<1	<1			<1			
MW-71C	83.77	2110.24	08/13/08	08/22/2008	Unfiltered	<0.2	<0.2		<0.2	<0.2			<0.2			

Consolidation Data Summary Table - Groundwater
Beaumont Site 1

	Water Level Data						Volatile Organics						
Sample Location	Depth to Water (feet below ground surface)	Groundwater Elevation (feet above mean sea level)	Elevation Date	Sample Date	Filter Status	1,2,4-Trimethylbenzene -ug/L	1,3,5-Trimethylbenzene -ug/L	1,1,2,2-Tetrachloroethane -ug/L	Tetrachloroethene (PCE) -ug/L	Vinyl Acetate -ug/L	Vinyl Chloride -ug/L	m,p-Xylenes -ug/L	o-Xylene -ug/L
MW-70	26.27	1949.88	02/19/08	03/06/2008	Unfiltered			<1	<1		<1	<2	<1
MW-70	26.18	1949.97	05/12/08	05/29/2008	Unfiltered			<1	<1		<1	<2	<1
MW-70	28.53	1947.622	08/11/08	08/22/2008	Unfiltered			<0.2	<0.2		<0.2	<0.5	<0.2
MW-70	28.12	1948.032	12/04/08	11/10/2008	Unfiltered			<0.2	<0.2		<0.2	<0.5	<0.2
MW-70	25.89	1950.26	02/26/09	03/24/2009	Unfiltered			<0.2	<0.2		<0.2	<0.5	<0.2
MW-70	26.17	1949.98	05/11/09	06/10/2009	Unfiltered	<0.24	<0.23	<0.44	<0.51	<7.1	<0.33	<0.45	<0.24
MW-70	28.63	1947.52	08/12/2009	08/20/2009	Unfiltered			<0.29	<0.17	<0.48	<0.13	<0.36	<0.41
MW-70	29.60	1946.55	11/09/2009	11/13/2009	Unfiltered			<0.29	<0.17	<0.48	<0.13	<0.36	<0.41
MW-70	26.02	1950.13	03/26/10	3/30/2010	Unfiltered			<0.29	<0.17	<0.48	<0.13	<0.36	<0.41
MW-70	26.02	1950.132	05/13/2010	05/05/2010	Unfiltered			<0.29	<0.17	<0.48	<0.13	<0.36	<0.41
MW-70	27.94	1948.21	8/31/2010	9/13/2010	Unfiltered			<0.29	<0.17	<0.48	<0.13	<0.36	<0.41
MW-70	27.29	1948.86	12/15/2010	1/13/2011	Unfiltered			<0.29	<0.23	<0.48	<0.13	<0.36	<0.41
MW-71A	164.03	2029.74	11/06/07	01/08/2008	Unfiltered			<0.2	<0.2		<0.2	<0.5	<0.2
MW-71A	158.06	2035.71	02/21/08	02/29/2008	Unfiltered			<0.2	<0.2		<0.2	<0.5	<0.2
MW-71A	157.82	2035.95	05/14/08	06/05/2008	Unfiltered			<1	<1		<1	<2	<1
MW-71A	158.08	2035.694	08/13/08	08/22/2008	Unfiltered			<0.2	<0.2		<0.2	<0.5	<0.2
MW-71A	158.85	2034.92	05/08/09	06/05/2009	Unfiltered	<0.24	<0.23	<0.44	<0.51	<7.1	<0.33	<0.45	<0.24
MW-71A	161.6	2032.174	05/13/2010	06/07/2010	Unfiltered			<0.29	<0.17	<0.48	<0.13	<0.36	<0.41
MW-71B	49.79	2141.79	11/14/07	11/14/2007	Unfiltered			<0.2	<0.2		<0.2	<0.5	<0.2
MW-71B	83.69	2110.18	02/21/08	02/29/2008	Unfiltered			<0.2	<0.2		<0.2	<0.5	<0.2
MW-71B	81.71	2112.16	05/14/08	06/05/2008	Unfiltered			<1	<1		<1	<2	<1
MW-71B	82.05	2111.821	08/13/08	08/22/2008	Unfiltered			<0.2	<0.2		<0.2	<0.5	<0.2
MW-71B	84.08	2109.93	05/08/09	06/05/2009	Unfiltered	<0.24	<0.23	<0.44	<0.51	<7.1	<0.33	<0.45	<0.24
MW-71B	85.81	2108.20	11/06/2009	11/12/2009	Unfiltered			<0.29	<0.17	<0.48	<0.13	<0.36	<0.41
MW-71C	80.68	2113.33	11/06/07	01/08/2008	Unfiltered			<0.2	<0.2		<0.2	<0.5	<0.2
MW-71C	81.96	2112.05	02/21/08	02/29/2008	Unfiltered			<0.2	<0.2		<0.2	<0.5	<0.2
MW-71C	83.03	2110.98	05/14/08	06/05/2008	Unfiltered			<1	<1		<1	<2	<1
MW-71C	83.77	2110.24	08/13/08	08/22/2008	Unfiltered			<0.2	<0.2		<0.2	<0.5	<0.2

Consolidation Data Summary Table - Groundwater
Beaumont Site 1

	Water Level Data					Volatile Organics										
Sample Location	Depth to Water (feet below ground surface)	Groundwater Elevation (feet above mean sea level)	Elevation Date	Sample Date	Filter Status	1,4-Dioxane -ug/L	N-Nitrosodimethylamine -ng/L	Acetone -ug/L	Bromodichloromethane -ug/L	2-Butanone -ug/L	Bromobenzene -ug/L	Bromochloromethane -ug/L	Bromomethane -ug/L	Bromoform -ug/L	n-Butylbenzene -ug/L	sec-Butylbenzene -ug/L
MW-71C	86.52	2107.35	05/08/09	06/05/2009	Unfiltered	<0.40		<9.1	<0.33	<6.9	<0.33	<0.69	<4.3	<0.55	<0.28	<0.20
MW-71C	88.37	2105.501	05/13/2010	06/07/2010	Unfiltered	<0.10		<5.0	<0.11	<1.2			<0.48	<0.13		
MW-72A	NA	NA	NA	01/07/2008	Unfiltered	<0.6		<5	<0.2	<5			<0.2	<0.3		
MW-72A	94.29	2104.77	02/21/08	02/29/2008	Unfiltered	<0.58		<5	<0.2	<5			<0.2	<0.3		
MW-72A	88.67	2110.39	05/14/08	05/30/2008	Unfiltered	<0.56		<5	<1	<5			<1	<1		
MW-72A	91.52	2107.538	08/13/08	08/14/2008	Unfiltered	<0.65		6 Jq	<0.2	<5			<0.2	<0.3		
MW-72A	96.43	2102.63	05/08/09	06/04/2009	Unfiltered	<0.40		<9.1	<0.33	<6.9	<0.33	<0.69	<4.3	<0.55	<0.28	<0.20
MW-72A	83.6	2115.458	05/13/2010	06/04/2010	Unfiltered	<0.10		<5.0	<0.11	<1.2			<0.48	<0.13		
MW-72B	NA	NA	NA	01/08/2008	Unfiltered	<0.58		<5	<0.2	<5			<0.2	<0.3		
MW-72B	84.30	2114.92	02/21/08	03/03/2008	Unfiltered	<0.58		<5	<1	<5			<1	<1		
MW-72B	82.90	2116.32	05/14/08	05/30/2008	Unfiltered	<0.57		<5	<1	<5			<1	<1		
MW-72B	86.36	2112.86	08/13/08	08/14/2008	Unfiltered	<0.64		<5	<0.2	<5			<0.2	0.59 Jq		
MW-72B	91.21	2108.01	05/08/09	06/04/2009	Unfiltered	<0.40		<9.1	<0.33	<6.9	<0.33	<0.69	<4.3	<0.55	<0.28	<0.20
MW-72B	79.95	2119.27	05/13/2010	06/04/2010	Unfiltered	<0.10		<5.0	<0.11	<1.2			<0.48	<0.13		
MW-72C	NA	NA	NA	01/07/2008	Unfiltered	<0.58		<5	<0.2	<5			<0.2	<0.3		
MW-72C	84.14	2115.21	02/21/08	03/03/2008	Unfiltered	<0.57		<5	<1	<5			<1	<1		
MW-72C	82.88	2116.47	05/14/08	05/30/2008	Unfiltered	<0.58		<5	<1	<5			<1	<1		
MW-72C	86.48	2112.869	08/13/08	08/14/2008	Unfiltered	<0.62 UJf		<5	<0.2	<5			<0.2	<0.3		
MW-72C	91.33	2108.02	05/08/09	06/11/2009	Unfiltered	<0.40		<9.1	<0.33	<6.9	<0.33	<0.69	<4.3	<0.55	<0.28	<0.20
MW-72C	79.32	2120.029	05/13/2010	06/04/2010	Unfiltered	<0.10		<5.0	<0.11	<1.2			<0.48	<0.13		
MW-73A	95.36	2094.03	11/06/07	01/08/2008	Unfiltered	<0.58		<5	<0.2	<5			<0.2	<0.3		
MW-73A	109.08	2080.31	02/19/08	03/03/2008	Unfiltered	<0.58		<5	<1	<5			<1	<1		
MW-73A	107.60	2081.79	05/14/08	06/02/2008	Unfiltered	<0.57		<5	<1	<5			<1	<1		
MW-73A	108.78	2080.608	08/13/08	08/20/2008	Unfiltered	<0.6		<5	<0.2	<5			<0.2	<0.3		
MW-73A	111.04	2078.35	05/08/09	06/04/2009	Unfiltered	<0.40		<9.1	<0.33	<6.9	<0.33	<0.69	<4.3	<0.55	<0.28	<0.20
MW-73A	109.34	2080.048	05/13/2010	06/07/2010	Unfiltered	<0.10		<5.0	<0.11	<1.2			<0.48	<0.13		
MW-73B	89.21	2100.27	11/06/07	01/08/2008	Unfiltered	<0.58		<5	<0.2	<5			<0.2	<0.3		
MW-73B	91.51	2097.97	02/19/08	03/03/2008	Unfiltered	<0.59		<5	<1	<5			<1	<1		

Consolidation Data Summary Table - Groundwater
Beaumont Site 1

	Water Level Data					Volatile Organics									
Sample Location	Depth to Water (feet below ground surface)	Groundwater Elevation (feet above mean sea level)	Elevation Date	Sample Date	Filter Status	tert-Butylbenzene -ug/L	Benzene -ug/L	Carbon Disulfide -ug/L	Chlorobenzene -ug/L	2-Chlorotoluene -ug/L	4-Chlorotoluene -ug/L	Chloroethane -ug/L	Chloromethane -ug/L	Carbon Tetrachloride -ug/L	Chloroform -ug/L
MW-71C	86.52	2107.35	05/08/09	06/05/2009	Unfiltered	<0.28	<0.28	<1.9	<0.22	<0.55	<0.21	<1.3	<0.49	<0.43	<0.33
MW-71C	88.37	2105.501	05/13/2010	06/07/2010	Unfiltered		<0.14	<0.36	<0.23			<0.35	<0.36	<0.15	<0.17
MW-72A	NA	NA	NA	01/07/2008	Unfiltered		<0.2	0.77 Jq	<0.2			<0.2	<0.2	<0.2	<0.2
MW-72A	94.29	2104.77	02/21/08	02/29/2008	Unfiltered		<0.2	0.69 Jq	<0.2			<0.2	<0.2	<0.2	<0.2
MW-72A	88.67	2110.39	05/14/08	05/30/2008	Unfiltered		<1	<1	<1			<1	<1	<1	<1
MW-72A	91.52	2107.538	08/13/08	08/14/2008	Unfiltered		<0.2	0.93 Jq	<0.2			<0.2	2.3	<0.2	<0.2
MW-72A	96.43	2102.63	05/08/09	06/04/2009	Unfiltered	<0.28	<0.28	<1.9	<0.22	<0.55	<0.21	<1.3	<0.49	<0.43	<0.33
MW-72A	83.6	2115.458	05/13/2010	06/04/2010	Unfiltered		<0.14	0.63	<0.23			<0.35	<0.36	<0.15	<0.17
MW-72B	NA	NA	NA	01/08/2008	Unfiltered		<0.2	<0.2	<0.2			<0.2	<0.2	<0.2	<0.2
MW-72B	84.30	2114.92	02/21/08	03/03/2008	Unfiltered		<1	<1	<1			<1	<1	<1	<1
MW-72B	82.90	2116.32	05/14/08	05/30/2008	Unfiltered		<1	<1	<1			<1	<1	<1	<1
MW-72B	86.36	2112.86	08/13/08	08/14/2008	Unfiltered		<0.2	<0.2	<0.2			<0.2	0.37 Jq	<0.2	<0.2
MW-72B	91.21	2108.01	05/08/09	06/04/2009	Unfiltered	<0.28	<0.28	<1.9	<0.22	<0.55	<0.21	<1.3	<0.49	<0.43	<0.33
MW-72B	79.95	2119.27	05/13/2010	06/04/2010	Unfiltered		<0.14	<0.36	<0.23			<0.35	<0.36	<0.15	<0.17
MW-72C	NA	NA	NA	01/07/2008	Unfiltered		<0.2	<0.2	<0.2			<0.2	<0.2	<0.2	<0.2
MW-72C	84.14	2115.21	02/21/08	03/03/2008	Unfiltered		<1	<1	<1			<1	<1	<1	<1
MW-72C	82.88	2116.47	05/14/08	05/30/2008	Unfiltered		<1	<1	<1			<1	<1	<1	<1
MW-72C	86.48	2112.869	08/13/08	08/14/2008	Unfiltered		<0.2	<0.2	<0.2			<0.2	0.7 Jq	<0.2	<0.2
MW-72C	91.33	2108.02	05/08/09	06/11/2009	Unfiltered	<0.28	<0.28	<1.9	<0.22	<0.55	<0.21	<1.3	<0.49	<0.43	<0.33
MW-72C	79.32	2120.029	05/13/2010	06/04/2010	Unfiltered		<0.14	<0.36	<0.23			<0.35	<0.36	<0.15	<0.17
MW-73A	95.36	2094.03	11/06/07	01/08/2008	Unfiltered		<0.2	<0.2	<0.2			<0.2	<0.2	<0.2	<0.2
MW-73A	109.08	2080.31	02/19/08	03/03/2008	Unfiltered		<1	<1	<1			<1	<1	<1	<1
MW-73A	107.60	2081.79	05/14/08	06/02/2008	Unfiltered		<1	<1	<1			<1	<1	<1	<1
MW-73A	108.78	2080.608	08/13/08	08/20/2008	Unfiltered		<0.2	0.2 Jq	<0.2			<0.2	<0.2	<0.2	<0.2
MW-73A	111.04	2078.35	05/08/09	06/04/2009	Unfiltered	<0.28	<0.28	<1.9	<0.22	<0.55	<0.21	<1.3	<0.49	<0.43	<0.33
MW-73A	109.34	2080.048	05/13/2010	06/07/2010	Unfiltered		<0.14	<0.36	<0.23			<0.35	<0.36	<0.15	<0.17
MW-73B	89.21	2100.27	11/06/07	01/08/2008	Unfiltered		<0.2	<0.2	<0.2			<0.2	<0.2	<0.2	<0.2
MW-73B	91.51	2097.97	02/19/08	03/03/2008	Unfiltered		<1	<1	<1			<1	<1	<1	<1

Consolidation Data Summary Table - Groundwater
Beaumont Site 1

	Water Level Data					Volatile Organics									
Sample Location	Depth to Water (feet below ground surface)	Groundwater Elevation (feet above mean sea level)	Elevation Date	Sample Date	Filter Status	Dibromochloromethane -ug/L	1,2-Dibromo-3-Chloropropane -ug/L	Dibromomethane -ug/L	1,1-Dichloroethane -ug/L	1,2-Dichloroethane -ug/L	1,2-Dichlorobenzene -ug/L	1,3-Dichlorobenzene -ug/L	1,4-Dichlorobenzene -ug/L	1,1-Dichloroethene -ug/L	cis-1,2-Dichloroethene -ug/L
MW-71C	86.52	2107.35	05/08/09	06/05/2009	Unfiltered	<0.48	<3.1	<0.59	<0.37	<0.31	<0.27	<0.28	<0.21	<0.40	<0.49
MW-71C	88.37	2105.501	05/13/2010	06/07/2010	Unfiltered	<0.37			<0.098	<0.21	<0.20	<0.15	<0.072	<0.12	<0.18
MW-72A	NA	NA	NA	01/07/2008	Unfiltered	<0.2			<0.2	<0.2				<0.2	<0.2
MW-72A	94.29	2104.77	02/21/08	02/29/2008	Unfiltered	<0.2			<0.2	<0.2				<0.2	<0.2
MW-72A	88.67	2110.39	05/14/08	05/30/2008	Unfiltered	<1			<1	<1				<1	<1
MW-72A	91.52	2107.538	08/13/08	08/14/2008	Unfiltered	<0.2			<0.2	<0.2				<0.2	<0.2
MW-72A	96.43	2102.63	05/08/09	06/04/2009	Unfiltered	<0.48	<3.1	<0.59	<0.37	<0.31	<0.27	<0.28	<0.21	<0.40	<0.49
MW-72A	83.6	2115.458	05/13/2010	06/04/2010	Unfiltered	<0.37			<0.098	<0.21	<0.20	<0.15	<0.072	<0.12	<0.18
MW-72B	NA	NA	NA	01/08/2008	Unfiltered	<0.2			<0.2	<0.2				<0.2	<0.2
MW-72B	84.30	2114.92	02/21/08	03/03/2008	Unfiltered	<1			<1	<1				<1	<1
MW-72B	82.90	2116.32	05/14/08	05/30/2008	Unfiltered	<1			<1	<1				<1	<1
MW-72B	86.36	2112.86	08/13/08	08/14/2008	Unfiltered	0.29 Jq			<0.2	<0.2				<0.2	<0.2
MW-72B	91.21	2108.01	05/08/09	06/04/2009	Unfiltered	<0.48	<3.1	<0.59	<0.37	<0.31	<0.27	<0.28	<0.21	<0.40	<0.49
MW-72B	79.95	2119.27	05/13/2010	06/04/2010	Unfiltered	<0.37			<0.098	<0.21	<0.20	<0.15	<0.072	<0.12	<0.18
MW-72C	NA	NA	NA	01/07/2008	Unfiltered	<0.2			<0.2	<0.2				<0.2	<0.2
MW-72C	84.14	2115.21	02/21/08	03/03/2008	Unfiltered	<1			<1	<1				<1	<1
MW-72C	82.88	2116.47	05/14/08	05/30/2008	Unfiltered	<1			<1	<1				<1	<1
MW-72C	86.48	2112.869	08/13/08	08/14/2008	Unfiltered	<0.2			<0.2	<0.2				<0.2	<0.2
MW-72C	91.33	2108.02	05/08/09	06/11/2009	Unfiltered	<0.48	<3.1	<0.59	<0.37	<0.31	<0.27 Rd	<0.28	<0.21	<0.40	<0.49
MW-72C	79.32	2120.029	05/13/2010	06/04/2010	Unfiltered	<0.37			<0.098	<0.21	<0.20	<0.15	<0.072	<0.12	<0.18
MW-73A	95.36	2094.03	11/06/07	01/08/2008	Unfiltered	<0.2			<0.2	<0.2				<0.2	<0.2
MW-73A	109.08	2080.31	02/19/08	03/03/2008	Unfiltered	<1			<1	<1				<1	<1
MW-73A	107.60	2081.79	05/14/08	06/02/2008	Unfiltered	<1			<1	<1				<1	<1
MW-73A	108.78	2080.608	08/13/08	08/20/2008	Unfiltered	<0.2			<0.2	<0.2				<0.2	<0.2
MW-73A	111.04	2078.35	05/08/09	06/04/2009	Unfiltered	<0.48	<3.1	<0.59	<0.37	<0.31	<0.27	<0.28	<0.21	<0.40	<0.49
MW-73A	109.34	2080.048	05/13/2010	06/07/2010	Unfiltered	<0.37			<0.098	<0.21	<0.20	<0.15	<0.072	<0.12	<0.18
MW-73B	89.21	2100.27	11/06/07	01/08/2008	Unfiltered	<0.2			<0.2	<0.2				<0.2	<0.2
MW-73B	91.51	2097.97	02/19/08	03/03/2008	Unfiltered	<1			<1	<1				<1	<1

Consolidation Data Summary Table - Groundwater
Beaumont Site 1

	Water Level Data						Volatile Organics									
Sample Location	Depth to Water (feet below ground surface)	Groundwater Elevation (feet above mean sea level)	Elevation Date	Sample Date	Filter Status	trans-1,2-Dichloroethene -ug/L	1,1-Dichloropropene -ug/L	cis-1,3-Dichloropropene -ug/L	trans-1,3-Dichloropropene -ug/L	1,2-Dichloropropane -ug/L	1,3-Dichloropropane -ug/L	2,2-Dichloropropane -ug/L	1,2-Dibromoethane -ug/L	Dichlorodifluoromethane -ug/L	Ethylbenzene -ug/L	Ethene -ug/L
MW-71C	86.52	2107.35	05/08/09	06/05/2009	Unfiltered	<0.40	<0.26	<0.28	<0.36	<0.38	<0.38	<0.46	<0.47	<0.49	<0.22	
MW-71C	88.37	2105.501	05/13/2010	06/07/2010	Unfiltered	<0.10		<0.30	<0.24	<0.19					<0.26	0.18
MW-72A	NA	NA	NA	01/07/2008	Unfiltered	<0.2		<0.2	<0.2	<0.2					<0.2	
MW-72A	94.29	2104.77	02/21/08	02/29/2008	Unfiltered	<0.2		<0.2	<0.2	<0.2					<0.2	
MW-72A	88.67	2110.39	05/14/08	05/30/2008	Unfiltered	<1		<1	<1	<1					<1	
MW-72A	91.52	2107.538	08/13/08	08/14/2008	Unfiltered	<0.2		<0.2	<0.2	<0.2					<0.2	
MW-72A	96.43	2102.63	05/08/09	06/04/2009	Unfiltered	<0.40	<0.26	<0.28	<0.36	<0.38	<0.38	<0.46	<0.47	<0.49	<0.22	
MW-72A	83.6	2115.458	05/13/2010	06/04/2010	Unfiltered	<0.10		<0.30	<0.24	<0.19					<0.26	0.07 Jq
MW-72B	NA	NA	NA	01/08/2008	Unfiltered	<0.2		<0.2	<0.2	<0.2					<0.2	
MW-72B	84.30	2114.92	02/21/08	03/03/2008	Unfiltered	<1		<1	<1	<1					<1	
MW-72B	82.90	2116.32	05/14/08	05/30/2008	Unfiltered	<1		<1	<1	<1					<1	
MW-72B	86.36	2112.86	08/13/08	08/14/2008	Unfiltered	<0.2		<0.2	<0.2	<0.2					<0.2	
MW-72B	91.21	2108.01	05/08/09	06/04/2009	Unfiltered	<0.40	<0.26	<0.28	<0.36	<0.38	<0.38	<0.46	<0.47	<0.49	<0.22	
MW-72B	79.95	2119.27	05/13/2010	06/04/2010	Unfiltered	<0.10		<0.30	<0.24	<0.19					<0.26	<0.03
MW-72C	NA	NA	NA	01/07/2008	Unfiltered	<0.2		<0.2	<0.2	<0.2					<0.2	
MW-72C	84.14	2115.21	02/21/08	03/03/2008	Unfiltered	<1		<1	<1	<1					<1	
MW-72C	82.88	2116.47	05/14/08	05/30/2008	Unfiltered	<1		<1	<1	<1					<1	
MW-72C	86.48	2112.869	08/13/08	08/14/2008	Unfiltered	<0.2		<0.2	<0.2	<0.2					<0.2	
MW-72C	91.33	2108.02	05/08/09	06/11/2009	Unfiltered	<0.40	<0.26	<0.28	<0.36	<0.38	<0.38	<0.46	<0.47	<0.49	<0.22	
MW-72C	79.32	2120.029	05/13/2010	06/04/2010	Unfiltered	<0.10		<0.30	<0.24	<0.19					<0.26	<0.03
MW-73A	95.36	2094.03	11/06/07	01/08/2008	Unfiltered	<0.2		<0.2	<0.2	<0.2					<0.2	
MW-73A	109.08	2080.31	02/19/08	03/03/2008	Unfiltered	<1		<1	<1	<1					<1	
MW-73A	107.60	2081.79	05/14/08	06/02/2008	Unfiltered	<1		<1	<1	<1					<1	
MW-73A	108.78	2080.608	08/13/08	08/20/2008	Unfiltered	<0.2		<0.2	<0.2	<0.2					<0.2	
MW-73A	111.04	2078.35	05/08/09	06/04/2009	Unfiltered	<0.40	<0.26	<0.28	<0.36	<0.38	<0.38	<0.46	<0.47	<0.49	<0.22	
MW-73A	109.34	2080.048	05/13/2010	06/07/2010	Unfiltered	<0.10		<0.30	<0.24	<0.19					<0.26	<0.02
MW-73B	89.21	2100.27	11/06/07	01/08/2008	Unfiltered	<0.2		<0.2	<0.2	<0.2					<0.2	
MW-73B	91.51	2097.97	02/19/08	03/03/2008	Unfiltered	<1		<1	<1	<1					<1	

Consolidation Data Summary Table - Groundwater
Beaumont Site 1

	Water Level Data						Volatile Organics									
Sample Location	Depth to Water (feet below ground surface)	Groundwater Elevation (feet above mean sea level)	Elevation Date	Sample Date	Filter Status	Ethane -ug/L	Hexachlorobutadiene -ug/L	2-Hexanone -ug/L	p-Isopropyltoluene -ug/L	Isopropylbenzene -ug/L	Methane -ug/L	4-Methyl-2-Pentanone -ug/L	Methyl tert-butyl ether (MTBE) -ug/L	Methylene Chloride -ug/L	Naphthalene -ug/L	n-Propylbenzene -ug/L
MW-71C	86.52	2107.35	05/08/09	06/05/2009	Unfiltered			<6.9	<0.26	<0.23		<4.4	<0.30	<2.6	<2.5	<0.79
MW-71C	88.37	2105.501	05/13/2010	06/07/2010	Unfiltered	0.02 Jq		<1.2			12	<0.95	<0.29	<0.15		
MW-72A	NA	NA	NA	01/07/2008	Unfiltered			<5				<5	<0.2	<0.5		
MW-72A	94.29	2104.77	02/21/08	02/29/2008	Unfiltered			<5				<5	<0.2	<0.5		
MW-72A	88.67	2110.39	05/14/08	05/30/2008	Unfiltered			<5				<5	<1	1.7 Jq		
MW-72A	91.52	2107.538	08/13/08	08/14/2008	Unfiltered			<5				<5	<0.2	<0.5		
MW-72A	96.43	2102.63	05/08/09	06/04/2009	Unfiltered			<6.9	<0.26	<0.23		<4.4	<0.30	<2.6	<2.5	<0.79
MW-72A	83.6	2115.458	05/13/2010	06/04/2010	Unfiltered	<0.01		<1.2			7.8	<0.95	<0.29	<0.15		
MW-72B	NA	NA	NA	01/08/2008	Unfiltered			<5				<5	<0.2	<0.5		
MW-72B	84.30	2114.92	02/21/08	03/03/2008	Unfiltered			<5				<5	<1	<1		
MW-72B	82.90	2116.32	05/14/08	05/30/2008	Unfiltered			<5				<5	<1	<1		
MW-72B	86.36	2112.86	08/13/08	08/14/2008	Unfiltered			<5				<5	<0.2	<0.5		
MW-72B	91.21	2108.01	05/08/09	06/04/2009	Unfiltered			<6.9	<0.26	<0.23		<4.4	<0.30	<2.6	<2.5	<0.79
MW-72B	79.95	2119.27	05/13/2010	06/04/2010	Unfiltered	<0.01		<1.2			0.18 Jq	<0.95	<0.29	<0.15		
MW-72C	NA	NA	NA	01/07/2008	Unfiltered			<5				<5	<0.2	<0.5		
MW-72C	84.14	2115.21	02/21/08	03/03/2008	Unfiltered			<5				<5	<1	<1		
MW-72C	82.88	2116.47	05/14/08	05/30/2008	Unfiltered			<5				<5	<1	<1		
MW-72C	86.48	2112.869	08/13/08	08/14/2008	Unfiltered			<5				<5	<0.2	<0.5		
MW-72C	91.33	2108.02	05/08/09	06/11/2009	Unfiltered			<6.9	<0.26	<0.23		<4.4	<0.30	<2.6	<2.5	<0.79
MW-72C	79.32	2120.029	05/13/2010	06/04/2010	Unfiltered	<0.01		<1.2			0.25	<0.95	<0.29	<0.15		
MW-73A	95.36	2094.03	11/06/07	01/08/2008	Unfiltered			<5				<5	<0.2	<0.5		
MW-73A	109.08	2080.31	02/19/08	03/03/2008	Unfiltered			<5				<5	<1	<1		
MW-73A	107.60	2081.79	05/14/08	06/02/2008	Unfiltered			<5				<5	<1	1.1 BJakq		
MW-73A	108.78	2080.608	08/13/08	08/20/2008	Unfiltered			<5				<5	<0.2	<0.5		
MW-73A	111.04	2078.35	05/08/09	06/04/2009	Unfiltered			<6.9	<0.26	<0.23		<4.4	<0.30	<2.6	<2.5	<0.79
MW-73A	109.34	2080.048	05/13/2010	06/07/2010	Unfiltered	<0.01		<1.2			0.04 BJa	<0.95	<0.29	<0.15		
MW-73B	89.21	2100.27	11/06/07	01/08/2008	Unfiltered			<5				<5	<0.2	<0.5		
MW-73B	91.51	2097.97	02/19/08	03/03/2008	Unfiltered			<5				<5	<1	<1		

Consolidation Data Summary Table - Groundwater
Beaumont Site 1

	Water Level Data					Volatile Organics										
Sample Location	Depth to Water (feet below ground surface)	Groundwater Elevation (feet above mean sea level)	Elevation Date	Sample Date	Filter Status	Styrene -ug/L	Toluene -ug/L	1,1,1,2-Tetrachloroethane -ug/L	1,1,1-Trichloroethane -ug/L	1,1,2-Trichloroethane -ug/L	1,2,3-Trichlorobenzene -ug/L	1,2,4-Trichlorobenzene -ug/L	Trichloroethene -ug/L	1,2,3-Trichloropropane -ug/L	Trichlorofluoromethane -ug/L	1,1,2-Trichloro-1,2,2-Trifluoroethane -ug/L
MW-71C	86.52	2107.35	05/08/09	06/05/2009	Unfiltered	<0.30	<0.33	<0.35	<0.45	<0.54	<0.31	<0.49	<0.30	<1.3	<0.31	<0.64
MW-71C	88.37	2105.501	05/13/2010	06/07/2010	Unfiltered	<0.22	<0.22		<0.12	<0.31			<0.17	<0.29	<0.16	
MW-72A	NA	NA	NA	01/07/2008	Unfiltered	<0.2	0.39 Jq		<0.2	<0.2			<0.2			
MW-72A	94.29	2104.77	02/21/08	02/29/2008	Unfiltered	<0.2	<0.2		<0.2	<0.2			<0.2			
MW-72A	88.67	2110.39	05/14/08	05/30/2008	Unfiltered	<1	<1		<1	<1			<1			
MW-72A	91.52	2107.538	08/13/08	08/14/2008	Unfiltered	<0.2	<0.2		<0.2	<0.2			<0.2			
MW-72A	96.43	2102.63	05/08/09	06/04/2009	Unfiltered	<0.30	<0.33	<0.35	<0.45	<0.54	<0.31	<0.49	<0.30	<1.3	<0.31	<0.64
MW-72A	83.6	2115.458	05/13/2010	06/04/2010	Unfiltered	<0.22	<0.22		<0.12	<0.31			<0.17	<0.29	<0.16	
MW-72B	NA	NA	NA	01/08/2008	Unfiltered	<0.2	<0.2		<0.2	<0.2			<0.2			
MW-72B	84.30	2114.92	02/21/08	03/03/2008	Unfiltered	<1	<1		<1	<1			<1			
MW-72B	82.90	2116.32	05/14/08	05/30/2008	Unfiltered	<1	<1		<1	<1			<1			
MW-72B	86.36	2112.86	08/13/08	08/14/2008	Unfiltered	<0.2	<0.2		<0.2	<0.2			<0.2			
MW-72B	91.21	2108.01	05/08/09	06/04/2009	Unfiltered	<0.30	<0.33	<0.35	<0.45	<0.54	<0.31	<0.49	<0.30	<1.3	<0.31	<0.64
MW-72B	79.95	2119.27	05/13/2010	06/04/2010	Unfiltered	<0.22	<0.22		<0.12	<0.31			<0.17	<0.29	<0.16	
MW-72C	NA	NA	NA	01/07/2008	Unfiltered	<0.2	<0.2		<0.2	<0.2			<0.2			
MW-72C	84.14	2115.21	02/21/08	03/03/2008	Unfiltered	<1	<1		<1	<1			<1			
MW-72C	82.88	2116.47	05/14/08	05/30/2008	Unfiltered	<1	<1		<1	<1			<1			
MW-72C	86.48	2112.869	08/13/08	08/14/2008	Unfiltered	<0.2	<0.2		<0.2	<0.2			<0.2			
MW-72C	91.33	2108.02	05/08/09	06/11/2009	Unfiltered	<0.30	<0.33	<0.35	<0.45	<0.54	<0.31	<0.49	<0.30	<1.3	<0.31	<0.64
MW-72C	79.32	2120.029	05/13/2010	06/04/2010	Unfiltered	<0.22	<0.22		<0.12	<0.31			<0.17	<0.29	<0.16	
MW-73A	95.36	2094.03	11/06/07	01/08/2008	Unfiltered	<0.2	0.24 Jq		<0.2	<0.2			<0.2			
MW-73A	109.08	2080.31	02/19/08	03/03/2008	Unfiltered	<1	<1		<1	<1			<1			
MW-73A	107.60	2081.79	05/14/08	06/02/2008	Unfiltered	<1	<1		<1	<1			<1			
MW-73A	108.78	2080.608	08/13/08	08/20/2008	Unfiltered	<0.2	<0.2		<0.2	<0.2			<0.2			
MW-73A	111.04	2078.35	05/08/09	06/04/2009	Unfiltered	<0.30	<0.33	<0.35	<0.45	<0.54	<0.31	<0.49	<0.30	<1.3	<0.31	<0.64
MW-73A	109.34	2080.048	05/13/2010	06/07/2010	Unfiltered	<0.22	<0.22		<0.12	<0.31			<0.17	<0.29	<0.16	
MW-73B	89.21	2100.27	11/06/07	01/08/2008	Unfiltered	<0.2	0.25 Jq		<0.2	<0.2			<0.2			
MW-73B	91.51	2097.97	02/19/08	03/03/2008	Unfiltered	<1	<1		<1	<1			<1			

Consolidation Data Summary Table - Groundwater
Beaumont Site 1

	Water Level Data					Volatile Organics							
Sample Location	Depth to Water (feet below ground surface)	Groundwater Elevation (feet above mean sea level)	Elevation Date	Sample Date	Filter Status	1,2,4-Trimethylbenzene -ug/L	1,3,5-Trimethylbenzene -ug/L	1,1,2,2-Tetrachloroethane -ug/L	Tetrachloroethene (PCE) -ug/L	Vinyl Acetate -ug/L	Vinyl Chloride -ug/L	m,p-Xylenes -ug/L	o-Xylene -ug/L
MW-71C	86.52	2107.35	05/08/09	06/05/2009	Unfiltered	<0.24	<0.23	<0.44	<0.51	<7.1	<0.33	<0.45	<0.24
MW-71C	88.37	2105.501	05/13/2010	06/07/2010	Unfiltered			<0.29	<0.17	<0.48	<0.13	<0.36	<0.41
MW-72A	NA	NA	NA	01/07/2008	Unfiltered			<0.2	<0.2		<0.2	<0.5	<0.2
MW-72A	94.29	2104.77	02/21/08	02/29/2008	Unfiltered			<0.2	<0.2		<0.2	<0.5	<0.2
MW-72A	88.67	2110.39	05/14/08	05/30/2008	Unfiltered			<1	<1		<1	<2	<1
MW-72A	91.52	2107.538	08/13/08	08/14/2008	Unfiltered			<0.2	<0.2		<0.2	<0.5	<0.2
MW-72A	96.43	2102.63	05/08/09	06/04/2009	Unfiltered	<0.24	<0.23	<0.44	<0.51	<7.1	<0.33	<0.45	<0.24
MW-72A	83.6	2115.458	05/13/2010	06/04/2010	Unfiltered			<0.29	<0.17	<0.48	<0.13	<0.36	<0.41
MW-72B	NA	NA	NA	01/08/2008	Unfiltered			<0.2	<0.2		<0.2	<0.5	<0.2
MW-72B	84.30	2114.92	02/21/08	03/03/2008	Unfiltered			<1	<1		<1	<2	<1
MW-72B	82.90	2116.32	05/14/08	05/30/2008	Unfiltered			<1	<1		<1	<2	<1
MW-72B	86.36	2112.86	08/13/08	08/14/2008	Unfiltered			<0.2	<0.2		<0.2	<0.5	<0.2
MW-72B	91.21	2108.01	05/08/09	06/04/2009	Unfiltered	<0.24	<0.23	<0.44	<0.51	<7.1	<0.33	<0.45	<0.24
MW-72B	79.95	2119.27	05/13/2010	06/04/2010	Unfiltered			<0.29	<0.17	<0.48	<0.13	<0.36	<0.41
MW-72C	NA	NA	NA	01/07/2008	Unfiltered			<0.2	<0.2		<0.2	<0.5	<0.2
MW-72C	84.14	2115.21	02/21/08	03/03/2008	Unfiltered			<1	<1		<1	<2	<1
MW-72C	82.88	2116.47	05/14/08	05/30/2008	Unfiltered			<1	<1		<1	<2	<1
MW-72C	86.48	2112.869	08/13/08	08/14/2008	Unfiltered			<0.2	<0.2		<0.2	<0.5	<0.2
MW-72C	91.33	2108.02	05/08/09	06/11/2009	Unfiltered	<0.24	<0.23	<0.44	<0.51	<7.1	<0.33	<0.45	<0.24
MW-72C	79.32	2120.029	05/13/2010	06/04/2010	Unfiltered			<0.29	<0.17	<0.48	<0.13	<0.36	<0.41
MW-73A	95.36	2094.03	11/06/07	01/08/2008	Unfiltered			<0.2	<0.2		<0.2	<0.5	<0.2
MW-73A	109.08	2080.31	02/19/08	03/03/2008	Unfiltered			<1	<1		<1	<2	<1
MW-73A	107.60	2081.79	05/14/08	06/02/2008	Unfiltered			<1	<1		<1	<2	<1
MW-73A	108.78	2080.608	08/13/08	08/20/2008	Unfiltered			<0.2	<0.2		<0.2	<0.5	<0.2
MW-73A	111.04	2078.35	05/08/09	06/04/2009	Unfiltered	<0.24	<0.23	<0.44	<0.51	<7.1	<0.33	<0.45	<0.24
MW-73A	109.34	2080.048	05/13/2010	06/07/2010	Unfiltered			<0.29	<0.17	<0.48	<0.13	<0.36	<0.41
MW-73B	89.21	2100.27	11/06/07	01/08/2008	Unfiltered			<0.2	<0.2		<0.2	<0.5	<0.2
MW-73B	91.51	2097.97	02/19/08	03/03/2008	Unfiltered			<1	<1		<1	<2	<1

Consolidation Data Summary Table - Groundwater
Beaumont Site 1

	Water Level Data					Volatile Organics										
Sample Location	Depth to Water (feet below ground surface)	Groundwater Elevation (feet above mean sea level)	Elevation Date	Sample Date	Filter Status	1,4-Dioxane -ug/L	N-Nitrosodimethylamine -ng/L	Acetone -ug/L	Bromodichloromethane -ug/L	2-Butanone -ug/L	Bromobenzene -ug/L	Bromochloromethane -ug/L	Bromomethane -ug/L	Bromoform -ug/L	n-Butylbenzene -ug/L	sec-Butylbenzene -ug/L
MW-73B	91.09	2098.39	05/14/08	06/03/2008	Unfiltered	<0.57		5.2 Jq	<1	<5			<1	<1		
MW-73B	92.7	2096.781	08/13/08	08/20/2008	Unfiltered	<0.65		<5	<0.2	<5			<0.2	<0.3		
MW-73B	94.91	2094.57	05/08/09	06/04/2009	Unfiltered	<0.40		<9.1	<0.33	<6.9	<0.33	<0.69	<4.3	<0.55	<0.28	<0.20
MW-73B	93.75	2095.731	05/13/2010	06/07/2010	Unfiltered	<0.10		<5.0	<0.11	<1.2			<0.48	<0.13		
MW-73C	79.12	2110.53	11/06/07	01/08/2008	Unfiltered	<0.6		<5	<0.2	<5			<0.2	<0.3		
MW-73C	76.75	2112.90	02/19/08	03/03/2008	Unfiltered	<0.57		<5	<1	<5			<1	<1		
MW-73C	78.32	2111.33	05/14/08	05/30/2008	Unfiltered	<0.58		<5	<1	<5			<1	<1		
MW-73C	80.34	2109.308	08/13/08	08/15/2008	Unfiltered	<0.61		<5	<0.2	<5			<0.2	<0.3		
MW-73C	82.32	2107.33	05/08/09	06/04/2009	Unfiltered	<0.40		<9.1	<0.33	<6.9	<0.33	<0.69	<4.3	<0.55	<0.28	<0.20
MW-73C	81.67	2107.978	05/13/2010	06/08/2010	Unfiltered	<0.10		<5.0	<0.11	<1.2			<0.48	<0.13		
MW-74A	158.54	2041.12	11/06/07	01/07/2008	Unfiltered	<0.59		<5	<0.2	<5			<0.2	<0.3		
MW-74A	158.97	2040.69	02/21/08	03/04/2008	Unfiltered	<0.57		<5	<1	<5			<1	<1		
MW-74A	158.57	2041.09	05/14/08	06/03/2008	Unfiltered	<0.57		<5	<1	<5			<1	<1		
MW-74A	158.9	2040.756	08/13/08	08/25/2008	Unfiltered	<0.56		<5	<0.2	<5			<0.2	<0.3		
MW-74A	159.10	2040.56	05/08/09	06/04/2009	Unfiltered	<0.40		<9.1	<0.33	<6.9	<0.33	<0.69	<4.3	<0.55	<0.28	<0.20
MW-74A	161.06	2038.596	05/13/2010	06/04/2010	Unfiltered	<0.10		<5.0	<0.11	<1.2			<0.48	<0.13		
MW-74B	127.00	2072.81	02/21/08	03/10/2008	Unfiltered	<0.58		<5	<1	<5			<1	<1		
MW-74B	124.50	2075.31	05/14/08	06/12/2008	Unfiltered	3		<5	<1	<5			<1	<1		
MW-74B	120.97	2078.835	08/13/08	08/25/2008	Unfiltered	<0.56		<5	<0.2	<5			<0.2	<0.3		
MW-74B	120.22	2079.585	12/01/08	11/13/2008	Unfiltered	1.5 Jf		<5	<0.2	<5			<0.2	<0.3		
MW-74B	117.94	2081.87	05/08/09	06/04/2009	Unfiltered	<0.40		<9.1	<0.33	<6.9	<0.33	<0.69	<4.3	<0.55	<0.28	<0.20
MW-74B	117.77	2082.035	05/13/2010	06/04/2010	Unfiltered	<0.10		<5.0	<0.11	<1.2			<0.48	<0.13		
MW-74C	83.74	2116.22	11/06/07	01/07/2008	Unfiltered	<0.61		<5	<0.2	<5			<0.2	<0.3		
MW-74C	84.55	2115.41	02/21/08	03/04/2008	Unfiltered	<0.58		<5	<1	<5			<1	<1		
MW-74C	84.71	2115.25	05/14/08	06/03/2008	Unfiltered	<0.57		<5	<1	<5			<1	<1		
MW-74C	85.2	2114.76	08/13/08	08/25/2008	Unfiltered	<0.56		<5	<0.2	<5			<0.2	<0.3		
MW-74C	86.45	2113.51	05/08/09	06/04/2009	Unfiltered	<0.40		<9.1	<0.33	<6.9	<0.33	<0.69	<4.3	<0.55	<0.28	<0.20
MW-74C	86.81	2113.15	05/13/2010	06/04/2010	Unfiltered	<0.10		<5.0	<0.11	<1.2			<0.48	<0.13		

Consolidation Data Summary Table - Groundwater
Beaumont Site 1

	Water Level Data					Volatile Organics									
Sample Location	Depth to Water (feet below ground surface)	Groundwater Elevation (feet above mean sea level)	Elevation Date	Sample Date	Filter Status	tert-Butylbenzene -ug/L	Benzene -ug/L	Carbon Disulfide -ug/L	Chlorobenzene -ug/L	2-Chlorotoluene -ug/L	4-Chlorotoluene -ug/L	Chloroethane -ug/L	Chloromethane -ug/L	Carbon Tetrachloride -ug/L	Chloroform -ug/L
MW-73B	91.09	2098.39	05/14/08	06/03/2008	Unfiltered		<1	<1	<1			<1	<1	<1	<1
MW-73B	92.7	2096.781	08/13/08	08/20/2008	Unfiltered		<0.2	0.25 Jq	<0.2			<0.2	<0.2	<0.2	<0.2
MW-73B	94.91	2094.57	05/08/09	06/04/2009	Unfiltered	<0.28	<0.28	<1.9	<0.22	<0.55	<0.21	<1.3	<0.49	<0.43	<0.33
MW-73B	93.75	2095.731	05/13/2010	06/07/2010	Unfiltered		<0.14	<0.36	<0.23			<0.35	<0.36	<0.15	<0.17
MW-73C	79.12	2110.53	11/06/07	01/08/2008	Unfiltered		<0.2	<0.2	<0.2			<0.2	<0.2	<0.2	<0.2
MW-73C	76.75	2112.90	02/19/08	03/03/2008	Unfiltered		<1	<1	<1			<1	<1	<1	<1
MW-73C	78.32	2111.33	05/14/08	05/30/2008	Unfiltered		<1	<1	<1			<1	<1	<1	<1
MW-73C	80.34	2109.308	08/13/08	08/15/2008	Unfiltered		<0.2	<0.2	<0.2			<0.2	<0.2	<0.2	<0.2
MW-73C	82.32	2107.33	05/08/09	06/04/2009	Unfiltered	<0.28	<0.28	<1.9	<0.22	<0.55	<0.21	<1.3	<0.49	<0.43	<0.33
MW-73C	81.67	2107.978	05/13/2010	06/08/2010	Unfiltered		<0.14	<0.36	<0.23			<0.35	<0.36	<0.15	<0.17
MW-74A	158.54	2041.12	11/06/07	01/07/2008	Unfiltered		<0.2	<0.2	<0.2			<0.2	0.32 Jq	<0.2	<0.2
MW-74A	158.97	2040.69	02/21/08	03/04/2008	Unfiltered		<1	<1	<1			<1	1.2 Jq	<1	<1
MW-74A	158.57	2041.09	05/14/08	06/03/2008	Unfiltered		<1	<1	<1			<1	<1	<1	<1
MW-74A	158.9	2040.756	08/13/08	08/25/2008	Unfiltered		<0.2	0.25 Jq	<0.2			<0.2	<0.2	<0.2	<0.2
MW-74A	159.10	2040.56	05/08/09	06/04/2009	Unfiltered	<0.28	<0.28	<1.9	<0.22	<0.55	<0.21	<1.3	<0.49	<0.43	<0.33
MW-74A	161.06	2038.596	05/13/2010	06/04/2010	Unfiltered		<0.14	<0.36	<0.23			<0.35	<0.36	<0.15	<0.17
MW-74B	127.00	2072.81	02/21/08	03/10/2008	Unfiltered		<1	<1	<1			<1	<1	<1	<1
MW-74B	124.50	2075.31	05/14/08	06/12/2008	Unfiltered		<1	<1	<1			<1	<1	<1	<1
MW-74B	120.97	2078.835	08/13/08	08/25/2008	Unfiltered		<0.2	<0.2	<0.2			<0.2	<0.2	<0.2	<0.2
MW-74B	120.22	2079.585	12/01/08	11/13/2008	Unfiltered		<0.2	0.35 Jq	<0.2			<0.2	<0.2	<0.2	<0.2
MW-74B	117.94	2081.87	05/08/09	06/04/2009	Unfiltered	<0.28	<0.28	<1.9	<0.22	<0.55	<0.21	<1.3	<0.49	<0.43	<0.33
MW-74B	117.77	2082.035	05/13/2010	06/04/2010	Unfiltered		<0.14	0.56	<0.23			<0.35	<0.36	<0.15	<0.17
MW-74C	83.74	2116.22	11/06/07	01/07/2008	Unfiltered		<0.2	<0.2	<0.2			<0.2	<0.2	<0.2	<0.2
MW-74C	84.55	2115.41	02/21/08	03/04/2008	Unfiltered		<1	<1	<1			<1	<1	<1	<1
MW-74C	84.71	2115.25	05/14/08	06/03/2008	Unfiltered		<1	<1	<1			<1	<1	<1	<1
MW-74C	85.2	2114.76	08/13/08	08/25/2008	Unfiltered		<0.2	<0.2	<0.2			<0.2	<0.2	<0.2	<0.2
MW-74C	86.45	2113.51	05/08/09	06/04/2009	Unfiltered	<0.28	<0.28	<1.9	<0.22	<0.55	<0.21	<1.3	<0.49	<0.43	<0.33
MW-74C	86.81	2113.15	05/13/2010	06/04/2010	Unfiltered		<0.14	<0.36	<0.23			<0.35	<0.36	<0.15	<0.17

Consolidation Data Summary Table - Groundwater
Beaumont Site 1

	Water Level Data					Volatile Organics									
Sample Location	Depth to Water (feet below ground surface)	Groundwater Elevation (feet above mean sea level)	Elevation Date	Sample Date	Filter Status	Dibromochloromethane -ug/L	1,2-Dibromo-3-Chloropropane -ug/L	Dibromomethane -ug/L	1,1-Dichloroethane -ug/L	1,2-Dichloroethane -ug/L	1,2-Dichlorobenzene -ug/L	1,3-Dichlorobenzene -ug/L	1,4-Dichlorobenzene -ug/L	1,1-Dichloroethene -ug/L	cis-1,2-Dichloroethene -ug/L
MW-73B	91.09	2098.39	05/14/08	06/03/2008	Unfiltered	<1			<1	<1				<1	<1
MW-73B	92.7	2096.781	08/13/08	08/20/2008	Unfiltered	<0.2			<0.2	<0.2				<0.2	<0.2
MW-73B	94.91	2094.57	05/08/09	06/04/2009	Unfiltered	<0.48	<3.1	<0.59	<0.37	<0.31	<0.27	<0.28	<0.21	<0.40	<0.49
MW-73B	93.75	2095.731	05/13/2010	06/07/2010	Unfiltered	<0.37			<0.098	<0.21	<0.20	<0.15	<0.072	<0.12	<0.18
MW-73C	79.12	2110.53	11/06/07	01/08/2008	Unfiltered	<0.2			<0.2	<0.2				<0.2	<0.2
MW-73C	76.75	2112.90	02/19/08	03/03/2008	Unfiltered	<1			<1	<1				<1	<1
MW-73C	78.32	2111.33	05/14/08	05/30/2008	Unfiltered	<1			<1	<1				<1	<1
MW-73C	80.34	2109.308	08/13/08	08/15/2008	Unfiltered	<0.2			<0.2	<0.2				<0.2	<0.2
MW-73C	82.32	2107.33	05/08/09	06/04/2009	Unfiltered	<0.48	<3.1	<0.59	<0.37	<0.31	<0.27	<0.28	<0.21	<0.40	<0.49
MW-73C	81.67	2107.978	05/13/2010	06/08/2010	Unfiltered	<0.37			<0.098	<0.21	<0.20	<0.15	<0.072	<0.12	<0.18
MW-74A	158.54	2041.12	11/06/07	01/07/2008	Unfiltered	<0.2			<0.2	<0.2				<0.2	<0.2
MW-74A	158.97	2040.69	02/21/08	03/04/2008	Unfiltered	<1			<1	<1				<1	<1
MW-74A	158.57	2041.09	05/14/08	06/03/2008	Unfiltered	<1			<1	<1				<1	<1
MW-74A	158.9	2040.756	08/13/08	08/25/2008	Unfiltered	<0.2			<0.2	<0.2				<0.2	<0.2
MW-74A	159.10	2040.56	05/08/09	06/04/2009	Unfiltered	<0.48	<3.1	<0.59	<0.37	<0.31	<0.27	<0.28	<0.21	<0.40	<0.49
MW-74A	161.06	2038.596	05/13/2010	06/04/2010	Unfiltered	<0.37			<0.098	<0.21	<0.20	<0.15	<0.072	<0.12	<0.18
MW-74B	127.00	2072.81	02/21/08	03/10/2008	Unfiltered	<1			<1	<1				<1	<1
MW-74B	124.50	2075.31	05/14/08	06/12/2008	Unfiltered	<1			<1	<1				<1	<1
MW-74B	120.97	2078.835	08/13/08	08/25/2008	Unfiltered	<0.2			<0.2	<0.2				<0.2	<0.2
MW-74B	120.22	2079.585	12/01/08	11/13/2008	Unfiltered	<0.2			<0.2	<0.2				<0.2	<0.2
MW-74B	117.94	2081.87	05/08/09	06/04/2009	Unfiltered	<0.48	<3.1	<0.59	<0.37	<0.31	<0.27	<0.28	<0.21	<0.40	<0.49
MW-74B	117.77	2082.035	05/13/2010	06/04/2010	Unfiltered	<0.37			<0.098	<0.21	<0.20	<0.15	<0.072	<0.12	<0.18
MW-74C	83.74	2116.22	11/06/07	01/07/2008	Unfiltered	<0.2			<0.2	<0.2				<0.2	<0.2
MW-74C	84.55	2115.41	02/21/08	03/04/2008	Unfiltered	<1			<1	<1				<1	<1
MW-74C	84.71	2115.25	05/14/08	06/03/2008	Unfiltered	<1			<1	<1				<1	<1
MW-74C	85.2	2114.76	08/13/08	08/25/2008	Unfiltered	<0.2			<0.2	<0.2				<0.2	<0.2
MW-74C	86.45	2113.51	05/08/09	06/04/2009	Unfiltered	<0.48	<3.1	<0.59	<0.37	<0.31	<0.27	<0.28	<0.21	<0.40	<0.49
MW-74C	86.81	2113.15	05/13/2010	06/04/2010	Unfiltered	<0.37			<0.098	<0.21	<0.20	<0.15	<0.072	<0.12	<0.18

Consolidation Data Summary Table - Groundwater
Beaumont Site 1

	Water Level Data						Volatile Organics									
Sample Location	Depth to Water (feet below ground surface)	Groundwater Elevation (feet above mean sea level)	Elevation Date	Sample Date	Filter Status	trans-1,2-Dichloroethene -ug/L	1,1-Dichloropropene -ug/L	cis-1,3-Dichloropropene -ug/L	trans-1,3-Dichloropropene -ug/L	1,2-Dichloropropane -ug/L	1,3-Dichloropropane -ug/L	2,2-Dichloropropane -ug/L	1,2-Dibromoethane -ug/L	Dichlorodifluoromethane -ug/L	Ethylbenzene -ug/L	Ethene -ug/L
MW-73B	91.09	2098.39	05/14/08	06/03/2008	Unfiltered	<1		<1	<1	<1					<1	
MW-73B	92.7	2096.781	08/13/08	08/20/2008	Unfiltered	<0.2		<0.2	<0.2	<0.2					<0.2	
MW-73B	94.91	2094.57	05/08/09	06/04/2009	Unfiltered	<0.40	<0.26	<0.28	<0.36	<0.38	<0.38	<0.46	<0.47	<0.49	<0.22	
MW-73B	93.75	2095.731	05/13/2010	06/07/2010	Unfiltered	<0.10		<0.30	<0.24	<0.19					<0.26	<0.02
MW-73C	79.12	2110.53	11/06/07	01/08/2008	Unfiltered	<0.2		<0.2	<0.2	<0.2					<0.2	
MW-73C	76.75	2112.90	02/19/08	03/03/2008	Unfiltered	<1		<1	<1	<1					<1	
MW-73C	78.32	2111.33	05/14/08	05/30/2008	Unfiltered	<1		<1	<1	<1					<1	
MW-73C	80.34	2109.308	08/13/08	08/15/2008	Unfiltered	<0.2		<0.2	<0.2	<0.2					<0.2	
MW-73C	82.32	2107.33	05/08/09	06/04/2009	Unfiltered	<0.40	<0.26	<0.28	<0.36	<0.38	<0.38	<0.46	<0.47	<0.49	<0.22	
MW-73C	81.67	2107.978	05/13/2010	06/08/2010	Unfiltered	<0.10		<0.30	<0.24	<0.19					<0.26	<0.02
MW-74A	158.54	2041.12	11/06/07	01/07/2008	Unfiltered	<0.2		<0.2	<0.2	<0.2					<0.2	
MW-74A	158.97	2040.69	02/21/08	03/04/2008	Unfiltered	<1		<1	<1	<1					<1	
MW-74A	158.57	2041.09	05/14/08	06/03/2008	Unfiltered	<1		<1	<1	<1					<1	
MW-74A	158.9	2040.756	08/13/08	08/25/2008	Unfiltered	<0.2		<0.2	<0.2	<0.2					<0.2	
MW-74A	159.10	2040.56	05/08/09	06/04/2009	Unfiltered	<0.40	<0.26	<0.28	<0.36	<0.38	<0.38	<0.46	<0.47	<0.49	<0.22	
MW-74A	161.06	2038.596	05/13/2010	06/04/2010	Unfiltered	<0.10		<0.30	<0.24	<0.19					<0.26	0.05 Jq
MW-74B	127.00	2072.81	02/21/08	03/10/2008	Unfiltered	<1		<1	<1	<1					<1	
MW-74B	124.50	2075.31	05/14/08	06/12/2008	Unfiltered	<1		<1	<1	<1					<1	
MW-74B	120.97	2078.835	08/13/08	08/25/2008	Unfiltered	<0.2		<0.2	<0.2	<0.2					<0.2	
MW-74B	120.22	2079.585	12/01/08	11/13/2008	Unfiltered	<0.2		<0.2	<0.2	<0.2					<0.2	
MW-74B	117.94	2081.87	05/08/09	06/04/2009	Unfiltered	<0.40	<0.26	<0.28	<0.36	<0.38	<0.38	<0.46	<0.47	<0.49	<0.22	
MW-74B	117.77	2082.035	05/13/2010	06/04/2010	Unfiltered	<0.10		<0.30	<0.24	<0.19					<0.26	0.06 Jq
MW-74C	83.74	2116.22	11/06/07	01/07/2008	Unfiltered	<0.2		<0.2	<0.2	<0.2					<0.2	
MW-74C	84.55	2115.41	02/21/08	03/04/2008	Unfiltered	<1		<1	<1	<1					<1	
MW-74C	84.71	2115.25	05/14/08	06/03/2008	Unfiltered	<1		<1	<1	<1					<1	
MW-74C	85.2	2114.76	08/13/08	08/25/2008	Unfiltered	<0.2		<0.2	<0.2	<0.2					<0.2	
MW-74C	86.45	2113.51	05/08/09	06/04/2009	Unfiltered	<0.40	<0.26	<0.28	<0.36	<0.38	<0.38	<0.46	<0.47	<0.49	<0.22	
MW-74C	86.81	2113.15	05/13/2010	06/04/2010	Unfiltered	<0.10		<0.30	<0.24	<0.19					<0.26	<0.03

Consolidation Data Summary Table - Groundwater
Beaumont Site 1

	Water Level Data					Volatile Organics										
Sample Location	Depth to Water (feet below ground surface)	Groundwater Elevation (feet above mean sea level)	Elevation Date	Sample Date	Filter Status	Ethane -ug/L	Hexachlorobutadiene -ug/L	2-Hexanone -ug/L	p-Isopropyltoluene -ug/L	Isopropylbenzene -ug/L	Methane -ug/L	4-Methyl-2-Pentanone -ug/L	Methyl tert-butyl ether (MTBE) -ug/L	Methylene Chloride -ug/L	Naphthalene -ug/L	n-Propylbenzene -ug/L
MW-73B	91.09	2098.39	05/14/08	06/03/2008	Unfiltered			<5				<5	<1	<1		
MW-73B	92.7	2096.781	08/13/08	08/20/2008	Unfiltered			<5				<5	<0.2	<0.5		
MW-73B	94.91	2094.57	05/08/09	06/04/2009	Unfiltered			<6.9	<0.26	<0.23		<4.4	<0.30	<2.6	<2.5	<0.79
MW-73B	93.75	2095.731	05/13/2010	06/07/2010	Unfiltered	<0.01		<1.2			0.05 BJa	<0.95	<0.29	<0.15		
MW-73C	79.12	2110.53	11/06/07	01/08/2008	Unfiltered			<5				<5	<0.2	<0.5		
MW-73C	76.75	2112.90	02/19/08	03/03/2008	Unfiltered			<5				<5	<1	<1		
MW-73C	78.32	2111.33	05/14/08	05/30/2008	Unfiltered			<5				<5	<1	<1		
MW-73C	80.34	2109.308	08/13/08	08/15/2008	Unfiltered			<5				<5	<0.2	<0.5		
MW-73C	82.32	2107.33	05/08/09	06/04/2009	Unfiltered			<6.9	<0.26	<0.23		<4.4	<0.30	<2.6	<2.5	<0.79
MW-73C	81.67	2107.978	05/13/2010	06/08/2010	Unfiltered	<0.01		<1.2			0.13 Ba	<0.95	<0.29	<0.15		
MW-74A	158.54	2041.12	11/06/07	01/07/2008	Unfiltered			<5				<5	<0.2	<0.5		
MW-74A	158.97	2040.69	02/21/08	03/04/2008	Unfiltered			<5				<5	<1	<1		
MW-74A	158.57	2041.09	05/14/08	06/03/2008	Unfiltered			<5				<5	<1	<1		
MW-74A	158.9	2040.756	08/13/08	08/25/2008	Unfiltered			<5				<5	<0.2	<0.5		
MW-74A	159.10	2040.56	05/08/09	06/04/2009	Unfiltered			<6.9	<0.26	<0.23		<4.4	<0.30	<2.6	<2.5	<0.79
MW-74A	161.06	2038.596	05/13/2010	06/04/2010	Unfiltered	<0.01		<1.2			0.26	<0.95	<0.29	<0.15		
MW-74B	127.00	2072.81	02/21/08	03/10/2008	Unfiltered			<5				<5	<1	<1		
MW-74B	124.50	2075.31	05/14/08	06/12/2008	Unfiltered			<5				<5	<1	<1		
MW-74B	120.97	2078.835	08/13/08	08/25/2008	Unfiltered			<5				<5	<0.2	<0.5		
MW-74B	120.22	2079.585	12/01/08	11/13/2008	Unfiltered			<5				<5	<0.2	<0.5		
MW-74B	117.94	2081.87	05/08/09	06/04/2009	Unfiltered			<6.9	<0.26	<0.23		<4.4	<0.30	<2.6	<2.5	<0.79
MW-74B	117.77	2082.035	05/13/2010	06/04/2010	Unfiltered	0.02 Jq		<1.2			0.27	<0.95	<0.29	<0.15		
MW-74C	83.74	2116.22	11/06/07	01/07/2008	Unfiltered			<5				<5	<0.2	<0.5		
MW-74C	84.55	2115.41	02/21/08	03/04/2008	Unfiltered			<5				<5	<1	<1		
MW-74C	84.71	2115.25	05/14/08	06/03/2008	Unfiltered			<5				<5	<1	<1		
MW-74C	85.2	2114.76	08/13/08	08/25/2008	Unfiltered			<5				<5	<0.2	<0.5		
MW-74C	86.45	2113.51	05/08/09	06/04/2009	Unfiltered			<6.9	<0.26	<0.23		<4.4	<0.30	<2.6	<2.5	<0.79
MW-74C	86.81	2113.15	05/13/2010	06/04/2010	Unfiltered	<0.01		<1.2			0.17 Jq	<0.95	<0.29	<0.15		

Consolidation Data Summary Table - Groundwater
Beaumont Site 1

	Water Level Data					Volatile Organics										
Sample Location	Depth to Water (feet below ground surface)	Groundwater Elevation (feet above mean sea level)	Elevation Date	Sample Date	Filter Status	Styrene -ug/L	Toluene -ug/L	1,1,1,2-Tetrachloroethane -ug/L	1,1,1-Trichloroethane -ug/L	1,1,2-Trichloroethane -ug/L	1,2,3-Trichlorobenzene -ug/L	1,2,4-Trichlorobenzene -ug/L	Trichloroethene -ug/L	1,2,3-Trichloropropane -ug/L	Trichlorofluoromethane -ug/L	1,1,2-Trichloro-1,2,2-Trifluoroethane -ug/L
MW-73B	91.09	2098.39	05/14/08	06/03/2008	Unfiltered	<1	<1		<1	<1			<1			
MW-73B	92.7	2096.781	08/13/08	08/20/2008	Unfiltered	<0.2	<0.2		<0.2	<0.2			<0.2			
MW-73B	94.91	2094.57	05/08/09	06/04/2009	Unfiltered	<0.30	<0.33	<0.35	<0.45	<0.54	<0.31	<0.49	<0.30	<1.3	<0.31	<0.64
MW-73B	93.75	2095.731	05/13/2010	06/07/2010	Unfiltered	<0.22	<0.22		<0.12	<0.31			<0.17	<0.29	<0.16	
MW-73C	79.12	2110.53	11/06/07	01/08/2008	Unfiltered	<0.2	<0.2		<0.2	<0.2			<0.2			
MW-73C	76.75	2112.90	02/19/08	03/03/2008	Unfiltered	<1	<1		<1	<1			<1			
MW-73C	78.32	2111.33	05/14/08	05/30/2008	Unfiltered	<1	<1		<1	<1			<1			
MW-73C	80.34	2109.308	08/13/08	08/15/2008	Unfiltered	<0.2	<0.2		<0.2	<0.2			<0.2			
MW-73C	82.32	2107.33	05/08/09	06/04/2009	Unfiltered	<0.30	<0.33	<0.35	<0.45	<0.54	<0.31	<0.49	<0.30	<1.3	<0.31	<0.64
MW-73C	81.67	2107.978	05/13/2010	06/08/2010	Unfiltered	<0.22	<0.22		<0.12	<0.31			<0.17	<0.29	<0.16	
MW-74A	158.54	2041.12	11/06/07	01/07/2008	Unfiltered	<0.2	0.53 Jq		<0.2	<0.2			<0.2			
MW-74A	158.97	2040.69	02/21/08	03/04/2008	Unfiltered	<1	<1		<1	<1			<1			
MW-74A	158.57	2041.09	05/14/08	06/03/2008	Unfiltered	<1	<1		<1	<1			<1			
MW-74A	158.9	2040.756	08/13/08	08/25/2008	Unfiltered	<0.2	<0.2		<0.2	<0.2			<0.2			
MW-74A	159.10	2040.56	05/08/09	06/04/2009	Unfiltered	<0.30	<0.33	<0.35	<0.45	<0.54	<0.31	<0.49	<0.30	<1.3	<0.31	<0.64
MW-74A	161.06	2038.596	05/13/2010	06/04/2010	Unfiltered	<0.22	<0.22		<0.12	<0.31			<0.17	<0.29	<0.16	
MW-74B	127.00	2072.81	02/21/08	03/10/2008	Unfiltered	<1	<1		<1	<1			<1			
MW-74B	124.50	2075.31	05/14/08	06/12/2008	Unfiltered	<1	<1		<1	<1			<1			
MW-74B	120.97	2078.835	08/13/08	08/25/2008	Unfiltered	<0.2	<0.2		<0.2	<0.2			<0.2			
MW-74B	120.22	2079.585	12/01/08	11/13/2008	Unfiltered	<0.2	<0.2		<0.2	<0.2			<0.2			
MW-74B	117.94	2081.87	05/08/09	06/04/2009	Unfiltered	<0.30	<0.33	<0.35	<0.45	<0.54	<0.31	<0.49	<0.30	<1.3	<0.31	<0.64
MW-74B	117.77	2082.035	05/13/2010	06/04/2010	Unfiltered	<0.22	<0.22		<0.12	<0.31			<0.17	<0.29	<0.16	
MW-74C	83.74	2116.22	11/06/07	01/07/2008	Unfiltered	<0.2	0.27 Jq		<0.2	<0.2			<0.2			
MW-74C	84.55	2115.41	02/21/08	03/04/2008	Unfiltered	<1	<1		<1	<1			<1			
MW-74C	84.71	2115.25	05/14/08	06/03/2008	Unfiltered	<1	<1		<1	<1			<1			
MW-74C	85.2	2114.76	08/13/08	08/25/2008	Unfiltered	<0.2	<0.2		<0.2	<0.2			<0.2			
MW-74C	86.45	2113.51	05/08/09	06/04/2009	Unfiltered	<0.30	<0.33	<0.35	<0.45	<0.54	<0.31	<0.49	<0.30	<1.3	<0.31	<0.64
MW-74C	86.81	2113.15	05/13/2010	06/04/2010	Unfiltered	<0.22	<0.22		<0.12	<0.31			<0.17	<0.29	<0.16	

Consolidation Data Summary Table - Groundwater
Beaumont Site 1

	Water Level Data						Volatile Organics						
Sample Location	Depth to Water (feet below ground surface)	Groundwater Elevation (feet above mean sea level)	Elevation Date	Sample Date	Filter Status	1,2,4-Trimethylbenzene -ug/L	1,3,5-Trimethylbenzene -ug/L	1,1,2,2-Tetrachloroethane -ug/L	Tetrachloroethene (PCE) -ug/L	Vinyl Acetate -ug/L	Vinyl Chloride -ug/L	m,p-Xylenes -ug/L	o-Xylene -ug/L
MW-73B	91.09	2098.39	05/14/08	06/03/2008	Unfiltered			<1	<1		<1	<2	<1
MW-73B	92.7	2096.781	08/13/08	08/20/2008	Unfiltered			<0.2	<0.2		<0.2	<0.5	<0.2
MW-73B	94.91	2094.57	05/08/09	06/04/2009	Unfiltered	<0.24	<0.23	<0.44	<0.51	<7.1	<0.33	<0.45	<0.24
MW-73B	93.75	2095.731	05/13/2010	06/07/2010	Unfiltered			<0.29	<0.17	<0.48	<0.13	<0.36	<0.41
MW-73C	79.12	2110.53	11/06/07	01/08/2008	Unfiltered			<0.2	<0.2		<0.2	<0.5	<0.2
MW-73C	76.75	2112.90	02/19/08	03/03/2008	Unfiltered			<1	<1		<1	<2	<1
MW-73C	78.32	2111.33	05/14/08	05/30/2008	Unfiltered			<1	<1		<1	<2	<1
MW-73C	80.34	2109.308	08/13/08	08/15/2008	Unfiltered			<0.2	<0.2		<0.2	<0.5	<0.2
MW-73C	82.32	2107.33	05/08/09	06/04/2009	Unfiltered	<0.24	<0.23	<0.44	<0.51	<7.1	<0.33	<0.45	<0.24
MW-73C	81.67	2107.978	05/13/2010	06/08/2010	Unfiltered			<0.29	<0.17	<0.48	<0.13	<0.36	<0.41
MW-74A	158.54	2041.12	11/06/07	01/07/2008	Unfiltered			<0.2	<0.2		<0.2	<0.5	<0.2
MW-74A	158.97	2040.69	02/21/08	03/04/2008	Unfiltered			<1	<1		<1	<2	<1
MW-74A	158.57	2041.09	05/14/08	06/03/2008	Unfiltered			<1	<1		<1	<2	<1
MW-74A	158.9	2040.756	08/13/08	08/25/2008	Unfiltered			<0.2	<0.2		<0.2	<0.5	<0.2
MW-74A	159.10	2040.56	05/08/09	06/04/2009	Unfiltered	<0.24	<0.23	<0.44	<0.51	<7.1	<0.33	<0.45	<0.24
MW-74A	161.06	2038.596	05/13/2010	06/04/2010	Unfiltered			<0.29	<0.17	<0.48	<0.13	<0.36	<0.41
MW-74B	127.00	2072.81	02/21/08	03/10/2008	Unfiltered			<1	<1		<1	<2	<1
MW-74B	124.50	2075.31	05/14/08	06/12/2008	Unfiltered			<1	<1		<1	<2	<1
MW-74B	120.97	2078.835	08/13/08	08/25/2008	Unfiltered			<0.2	<0.2		<0.2	<0.5	<0.2
MW-74B	120.22	2079.585	12/01/08	11/13/2008	Unfiltered			<0.2	<0.2		<0.2	<0.5	<0.2
MW-74B	117.94	2081.87	05/08/09	06/04/2009	Unfiltered	<0.24	<0.23	<0.44	<0.51	<7.1	<0.33	<0.45	<0.24
MW-74B	117.77	2082.035	05/13/2010	06/04/2010	Unfiltered			<0.29	<0.17	<0.48	<0.13	<0.36	<0.41
MW-74C	83.74	2116.22	11/06/07	01/07/2008	Unfiltered			<0.2	<0.2		<0.2	<0.5	<0.2
MW-74C	84.55	2115.41	02/21/08	03/04/2008	Unfiltered			<1	<1		<1	<2	<1
MW-74C	84.71	2115.25	05/14/08	06/03/2008	Unfiltered			<1	<1		<1	<2	<1
MW-74C	85.2	2114.76	08/13/08	08/25/2008	Unfiltered			<0.2	<0.2		<0.2	<0.5	<0.2
MW-74C	86.45	2113.51	05/08/09	06/04/2009	Unfiltered	<0.24	<0.23	<0.44	<0.51	<7.1	<0.33	<0.45	<0.24
MW-74C	86.81	2113.15	05/13/2010	06/04/2010	Unfiltered			<0.29	<0.17	<0.48	<0.13	<0.36	<0.41

Consolidation Data Summary Table - Groundwater
Beaumont Site 1

	Water Level Data					Volatile Organics										
Sample Location	Depth to Water (feet below ground surface)	Groundwater Elevation (feet above mean sea level)	Elevation Date	Sample Date	Filter Status	1,4-Dioxane -ug/L	N-Nitrosodimethylamine -ng/L	Acetone -ug/L	Bromodichloromethane -ug/L	2-Butanone -ug/L	Bromobenzene -ug/L	Bromochloromethane -ug/L	Bromomethane -ug/L	Bromoform -ug/L	n-Butylbenzene -ug/L	sec-Butylbenzene -ug/L
MW-75A	53.01	2096.43	09/11/07	09/27/2007	Unfiltered	<0.56		<5	<0.2	<5			<0.2	<0.3		
MW-75A	53.20	2096.24	11/13/07	11/13/2007	Unfiltered	<0.58		<5	<0.2	<5			<0.2	<0.3		
MW-75A	51.50	2097.935	02/20/08	03/04/2008	Unfiltered	<0.59		<5	<1	<5			<1	<1		
MW-75A	49.52	2099.92	05/13/08	06/02/2008	Unfiltered	<0.56		<5	<1	<5			<1	<1		
MW-75A	52.13	2097.305	08/13/08	08/15/2008	Unfiltered	<0.63		<5	<0.2	<5			<0.2	<0.3		
MW-75A	56.79	2092.645	05/17/2010	06/02/2010	Unfiltered	0.11 Jq		<5.0	<0.11	<1.2			<0.48	<0.13		
MW-75B	42.90	2106.61	09/11/07	09/27/2007	Unfiltered	<0.57		<5	<0.2	<5			<0.2	<0.3		
MW-75B	43.93	2105.58	11/13/07	11/13/2007	Unfiltered	<0.58		<5	<0.2	<5			<0.2	<0.3		
MW-75B	40.47	2109.042	02/20/08	03/05/2008	Unfiltered	<0.57		<5	<1	<5			<1	<1		
MW-75B	40.65	2108.86	05/13/08	06/02/2008	Unfiltered	<0.56		<5	<1	<5			<1	<1		
MW-75B	42.66	2106.852	08/13/08	08/15/2008	Unfiltered	<0.62		<5	<0.2	<5			<0.2	<0.3		
MW-75B	46.31	2103.20	05/12/09	06/12/2009	Unfiltered	<0.40		<9.1	<0.33	<6.9	<0.33	<0.69	<4.3	<0.55	<0.28	<0.20
MW-75B	47.76	2101.752	05/17/2010	06/02/2010	Unfiltered	<0.10		<5.0	<0.11	<1.2			<0.48	<0.13		
MW-75C	43.49	2106.53	09/11/07	09/27/2007	Unfiltered	<0.57		<5	<0.2	<5			<0.2	<0.3		
MW-75C	44.55	2105.47	11/13/07	11/13/2007	Unfiltered	<0.61		<5	<0.2	<5			<0.2	<0.3		
MW-75C	41.99	2108.032	02/20/08	03/05/2008	Unfiltered	<0.59		11	<1	<5			<1	<1		
MW-75C	41.60	2108.42	05/13/08	06/02/2008	Unfiltered	<0.56		8 Jq	<1	<5			<1	<1		
MW-75C	43.43	2106.592	08/13/08	08/15/2008	Unfiltered	<0.62		<5	<0.2	<5			<0.2	<0.3		
MW-75C	48.42	2101.602	05/17/2010	06/02/2010	Unfiltered	<0.10		<5.0	<0.11	<1.2			<0.48	<0.13		
MW-76A	20.36	2085.55	09/12/07	09/25/2007	Unfiltered	<0.57		<5	<0.2	<5			<0.2	<0.3		
MW-76A	21.17	2084.74	11/05/07	11/17/2007	Unfiltered	1.6		<5	<0.2	<5			<0.2	<0.3		
MW-76A	19.88	2086.027	02/20/08	03/06/2008	Unfiltered	1.5		<5	<1	<5			<1	<1		
MW-76A	19.00	2086.91	05/13/08	06/02/2008	Unfiltered	2.3		7.2 Jq	<1	<5			<1	<1		
MW-76A	23	2082.907	08/13/08	08/20/2008	Unfiltered	2.1		<5	<0.2	<5			<0.2	<0.3		
MW-76A	24.64	2081.267	05/17/2010	06/03/2010	Unfiltered	2.9		<5.0	<0.11	<1.2			<0.48	<0.13		
MW-76A	26.36	2079.55	12/16/2010	1/6/2011	Unfiltered	3.2		<5.0	<0.11	<1.2			<0.48	<0.50		
MW-76B	16.02	2089.38	09/12/07	09/25/2007	Unfiltered	<0.57		<5	<0.2	<5			<0.2	<0.3		
MW-76B	17.23	2088.17	11/13/07	11/13/2007	Unfiltered	<0.57		<5	<0.2	<5			<0.2	<0.3		

Consolidation Data Summary Table - Groundwater
Beaumont Site 1

	Water Level Data					Volatile Organics									
Sample Location	Depth to Water (feet below ground surface)	Groundwater Elevation (feet above mean sea level)	Elevation Date	Sample Date	Filter Status	tert-Butylbenzene -ug/L	Benzene -ug/L	Carbon Disulfide -ug/L	Chlorobenzene -ug/L	2-Chlorotoluene -ug/L	4-Chlorotoluene -ug/L	Chloroethane -ug/L	Chloromethane -ug/L	Carbon Tetrachloride -ug/L	Chloroform -ug/L
MW-75A	53.01	2096.43	09/11/07	09/27/2007	Unfiltered		<0.2	0.25 Jq	<0.2			<0.2	<0.2	<0.2	<0.2
MW-75A	53.20	2096.24	11/13/07	11/13/2007	Unfiltered		<0.2	2.1	<0.2			<0.2	<0.2	<0.2	<0.2
MW-75A	51.50	2097.935	02/20/08	03/04/2008	Unfiltered		<1	8.6	<1			<1	1.3 Jq	<1	<1
MW-75A	49.52	2099.92	05/13/08	06/02/2008	Unfiltered		<1	<1	<1			<1	<1	<1	<1
MW-75A	52.13	2097.305	08/13/08	08/15/2008	Unfiltered		<0.2	1	<0.2			<0.2	0.36 Jq	<0.2	<0.2
MW-75A	56.79	2092.645	05/17/2010	06/02/2010	Unfiltered		<0.14	0.41 Jq	<0.23			<0.35	<0.36	<0.15	<0.17
MW-75B	42.90	2106.61	09/11/07	09/27/2007	Unfiltered		<0.2	<0.2	<0.2			<0.2	<0.2	<0.2	<0.2
MW-75B	43.93	2105.58	11/13/07	11/13/2007	Unfiltered		<0.2	<0.2	<0.2			<0.2	<0.2	<0.2	<0.2
MW-75B	40.47	2109.042	02/20/08	03/05/2008	Unfiltered		<1	<1	<1			<1	<1	<1	<1
MW-75B	40.65	2108.86	05/13/08	06/02/2008	Unfiltered		<1	<1	<1			<1	<1	<1	<1
MW-75B	42.66	2106.852	08/13/08	08/15/2008	Unfiltered		<0.2	<0.2	<0.2			<0.2	<0.2	<0.2	<0.2
MW-75B	46.31	2103.20	05/12/09	06/12/2009	Unfiltered	<0.28	<0.28	<1.9	<0.22	<0.55	<0.21	<1.3	<0.49	<0.43	<0.33
MW-75B	47.76	2101.752	05/17/2010	06/02/2010	Unfiltered		<0.14	<0.36	<0.23			<0.35	<0.36	<0.15	<0.17
MW-75C	43.49	2106.53	09/11/07	09/27/2007	Unfiltered		<0.2	<0.2	<0.2			<0.2	<0.2	<0.2	<0.2
MW-75C	44.55	2105.47	11/13/07	11/13/2007	Unfiltered		<0.2	<0.2	<0.2			<0.2	<0.2	<0.2	<0.2
MW-75C	41.99	2108.032	02/20/08	03/05/2008	Unfiltered		<1	2.8 Jq	<1			<1	<1	<1	<1
MW-75C	41.60	2108.42	05/13/08	06/02/2008	Unfiltered		<1	<1	<1			<1	<1	<1	<1
MW-75C	43.43	2106.592	08/13/08	08/15/2008	Unfiltered		<0.2	0.74 Jq	<0.2			<0.2	<0.2	<0.2	<0.2
MW-75C	48.42	2101.602	05/17/2010	06/02/2010	Unfiltered		<0.14	0.57	<0.23			<0.35	<0.36	<0.15	<0.17
MW-76A	20.36	2085.55	09/12/07	09/25/2007	Unfiltered		<0.2	<0.2	<0.2			<0.2	<0.2	<0.2	<0.2
MW-76A	21.17	2084.74	11/05/07	11/17/2007	Unfiltered		<0.2	0.85 Jq	<0.2			<0.2	<0.2	<0.2	<0.2
MW-76A	19.88	2086.027	02/20/08	03/06/2008	Unfiltered		<1	<1	<1			<1	<1	<1	<1
MW-76A	19.00	2086.91	05/13/08	06/02/2008	Unfiltered		<1	<1	<1			<1	<1	<1	<1
MW-76A	23	2082.907	08/13/08	08/20/2008	Unfiltered		<0.2	0.53 Jq	<0.2			<0.2	<0.2	<0.2	<0.2
MW-76A	24.64	2081.267	05/17/2010	06/03/2010	Unfiltered		<0.14	0.41 Jq	<0.23			<0.35	<0.36	<0.15	<0.17
MW-76A	26.36	2079.55	12/16/2010	1/6/2011	Unfiltered		<0.14	<0.36	<0.23			<0.35	<0.36	<0.15	<0.46
MW-76B	16.02	2089.38	09/12/07	09/25/2007	Unfiltered		<0.2	<0.2	<0.2			<0.2	<0.2	<0.2	<0.2
MW-76B	17.23	2088.17	11/13/07	11/13/2007	Unfiltered		<0.2	<0.2	<0.2			<0.2	<0.2	<0.2	<0.2

Consolidation Data Summary Table - Groundwater
Beaumont Site 1

	Water Level Data					Volatile Organics									
Sample Location	Depth to Water (feet below ground surface)	Groundwater Elevation (feet above mean sea level)	Elevation Date	Sample Date	Filter Status	Dibromochloromethane -ug/L	1,2-Dibromo-3-Chloropropane -ug/L	Dibromomethane -ug/L	1,1-Dichloroethane -ug/L	1,2-Dichloroethane -ug/L	1,2-Dichlorobenzene -ug/L	1,3-Dichlorobenzene -ug/L	1,4-Dichlorobenzene -ug/L	1,1-Dichloroethene -ug/L	cis-1,2-Dichloroethene -ug/L
MW-75A	53.01	2096.43	09/11/07	09/27/2007	Unfiltered	<0.2			<0.2	<0.2				<0.2	<0.2
MW-75A	53.20	2096.24	11/13/07	11/13/2007	Unfiltered	<0.2			<0.2	<0.2				<0.2	<0.2
MW-75A	51.50	2097.935	02/20/08	03/04/2008	Unfiltered	<1			<1	<1				<1	<1
MW-75A	49.52	2099.92	05/13/08	06/02/2008	Unfiltered	<1			<1	<1				<1	<1
MW-75A	52.13	2097.305	08/13/08	08/15/2008	Unfiltered	<0.2			<0.2	<0.2				<0.2	<0.2
MW-75A	56.79	2092.645	05/17/2010	06/02/2010	Unfiltered	<0.37			<0.098	<0.21	<0.20	<0.15	<0.072	<0.12	<0.18
MW-75B	42.90	2106.61	09/11/07	09/27/2007	Unfiltered	<0.2			<0.2	<0.2				<0.2	<0.2
MW-75B	43.93	2105.58	11/13/07	11/13/2007	Unfiltered	<0.2			<0.2	<0.2				<0.2	<0.2
MW-75B	40.47	2109.042	02/20/08	03/05/2008	Unfiltered	<1			<1	<1				<1	<1
MW-75B	40.65	2108.86	05/13/08	06/02/2008	Unfiltered	<1			<1	<1				<1	<1
MW-75B	42.66	2106.852	08/13/08	08/15/2008	Unfiltered	<0.2			<0.2	<0.2				<0.2	<0.2
MW-75B	46.31	2103.20	05/12/09	06/12/2009	Unfiltered	<0.48	<3.1	<0.59	<0.37	<0.31	<0.27	<0.28	<0.21	<0.40	<0.49
MW-75B	47.76	2101.752	05/17/2010	06/02/2010	Unfiltered	<0.37			<0.098	<0.21	<0.20	<0.15	<0.072	<0.12	<0.18
MW-75C	43.49	2106.53	09/11/07	09/27/2007	Unfiltered	<0.2			<0.2	<0.2				<0.2	<0.2
MW-75C	44.55	2105.47	11/13/07	11/13/2007	Unfiltered	<0.2			<0.2	<0.2				<0.2	<0.2
MW-75C	41.99	2108.032	02/20/08	03/05/2008	Unfiltered	<1			<1	<1				<1	<1
MW-75C	41.60	2108.42	05/13/08	06/02/2008	Unfiltered	<1			<1	<1				<1	<1
MW-75C	43.43	2106.592	08/13/08	08/15/2008	Unfiltered	<0.2			<0.2	<0.2				<0.2	<0.2
MW-75C	48.42	2101.602	05/17/2010	06/02/2010	Unfiltered	<0.37			<0.098	<0.21	<0.20	<0.15	<0.072	<0.12	<0.18
MW-76A	20.36	2085.55	09/12/07	09/25/2007	Unfiltered	<0.2			<0.2	<0.2				<0.2	<0.2
MW-76A	21.17	2084.74	11/05/07	11/17/2007	Unfiltered	<0.2			<0.2	<0.2				<0.2	<0.2
MW-76A	19.88	2086.027	02/20/08	03/06/2008	Unfiltered	<1			<1	<1				<1	<1
MW-76A	19.00	2086.91	05/13/08	06/02/2008	Unfiltered	<1			<1	<1				<1	<1
MW-76A	23	2082.907	08/13/08	08/20/2008	Unfiltered	<0.2			<0.2	<0.2				<0.2	<0.2
MW-76A	24.64	2081.267	05/17/2010	06/03/2010	Unfiltered	<0.37			<0.098	<0.21	<0.20	<0.15	<0.072	<0.12	<0.18
MW-76A	26.36	2079.55	12/16/2010	1/6/2011	Unfiltered	<0.37			0.15 Jq	<0.21	<0.20	<0.15	<0.072	<0.12	<0.18
MW-76B	16.02	2089.38	09/12/07	09/25/2007	Unfiltered	<0.2			<0.2	<0.2				<0.2	<0.2
MW-76B	17.23	2088.17	11/13/07	11/13/2007	Unfiltered	<0.2			<0.2	<0.2				<0.2	<0.2

Consolidation Data Summary Table - Groundwater
Beaumont Site 1

	Water Level Data					Volatile Organics										
Sample Location	Depth to Water (feet below ground surface)	Groundwater Elevation (feet above mean sea level)	Elevation Date	Sample Date	Filter Status	trans-1,2-Dichloroethene -ug/L	1,1-Dichloropropene -ug/L	cis-1,3-Dichloropropene -ug/L	trans-1,3-Dichloropropene -ug/L	1,2-Dichloropropane -ug/L	1,3-Dichloropropane -ug/L	2,2-Dichloropropane -ug/L	1,2-Dibromoethane -ug/L	Dichlorodifluoromethane -ug/L	Ethylbenzene -ug/L	Ethene -ug/L
MW-75A	53.01	2096.43	09/11/07	09/27/2007	Unfiltered	<0.2		<0.2	<0.2	<0.2					<0.2	
MW-75A	53.20	2096.24	11/13/07	11/13/2007	Unfiltered	<0.2		<0.2	<0.2	<0.2					<0.2	
MW-75A	51.50	2097.935	02/20/08	03/04/2008	Unfiltered	<1		<1	<1	<1					<1	
MW-75A	49.52	2099.92	05/13/08	06/02/2008	Unfiltered	<1		<1	<1	<1					<1	
MW-75A	52.13	2097.305	08/13/08	08/15/2008	Unfiltered	<0.2		<0.2	<0.2	<0.2					<0.2	
MW-75A	56.79	2092.645	05/17/2010	06/02/2010	Unfiltered	<0.10		<0.30	<0.24	<0.19					<0.26	0.07 Jq
MW-75B	42.90	2106.61	09/11/07	09/27/2007	Unfiltered	<0.2		<0.2	<0.2	<0.2					<0.2	
MW-75B	43.93	2105.58	11/13/07	11/13/2007	Unfiltered	<0.2		<0.2	<0.2	<0.2					<0.2	
MW-75B	40.47	2109.042	02/20/08	03/05/2008	Unfiltered	<1		<1	<1	<1					<1	
MW-75B	40.65	2108.86	05/13/08	06/02/2008	Unfiltered	<1		<1	<1	<1					<1	
MW-75B	42.66	2106.852	08/13/08	08/15/2008	Unfiltered	<0.2		<0.2	<0.2	<0.2					<0.2	
MW-75B	46.31	2103.20	05/12/09	06/12/2009	Unfiltered	<0.40	<0.26	<0.28	<0.36	<0.38	<0.38	<0.46	<0.47	<0.49	<0.22	
MW-75B	47.76	2101.752	05/17/2010	06/02/2010	Unfiltered	<0.10		<0.30	<0.24	<0.19					<0.26	<0.03
MW-75C	43.49	2106.53	09/11/07	09/27/2007	Unfiltered	<0.2		<0.2	<0.2	<0.2					<0.2	
MW-75C	44.55	2105.47	11/13/07	11/13/2007	Unfiltered	<0.2		<0.2	<0.2	<0.2					<0.2	
MW-75C	41.99	2108.032	02/20/08	03/05/2008	Unfiltered	<1		<1	<1	<1					<1	
MW-75C	41.60	2108.42	05/13/08	06/02/2008	Unfiltered	<1		<1	<1	<1					<1	
MW-75C	43.43	2106.592	08/13/08	08/15/2008	Unfiltered	<0.2		<0.2	<0.2	<0.2					<0.2	
MW-75C	48.42	2101.602	05/17/2010	06/02/2010	Unfiltered	<0.10		<0.30	<0.24	<0.19					<0.26	0.04 Jq
MW-76A	20.36	2085.55	09/12/07	09/25/2007	Unfiltered	<0.2		<0.2	<0.2	<0.2					<0.2	
MW-76A	21.17	2084.74	11/05/07	11/17/2007	Unfiltered	<0.2		<0.2	<0.2	<0.2					<0.2	
MW-76A	19.88	2086.027	02/20/08	03/06/2008	Unfiltered	<1		<1	<1	<1					<1	
MW-76A	19.00	2086.91	05/13/08	06/02/2008	Unfiltered	<1		<1	<1	<1					<1	
MW-76A	23	2082.907	08/13/08	08/20/2008	Unfiltered	<0.2		<0.2	<0.2	<0.2					<0.2	
MW-76A	24.64	2081.267	05/17/2010	06/03/2010	Unfiltered	<0.10		<0.30	<0.24	<0.19					<0.26	0.15 Jq
MW-76A	26.36	2079.55	12/16/2010	1/6/2011	Unfiltered	<0.10		<0.30	<0.24	<0.19					<0.26	
MW-76B	16.02	2089.38	09/12/07	09/25/2007	Unfiltered	<0.2		<0.2	<0.2	<0.2					<0.2	
MW-76B	17.23	2088.17	11/13/07	11/13/2007	Unfiltered	<0.2		<0.2	<0.2	<0.2					<0.2	

Consolidation Data Summary Table - Groundwater
Beaumont Site 1

	Water Level Data					Volatile Organics										
Sample Location	Depth to Water (feet below ground surface)	Groundwater Elevation (feet above mean sea level)	Elevation Date	Sample Date	Filter Status	Ethane -ug/L	Hexachlorobutadiene -ug/L	2-Hexanone -ug/L	p-Isopropyltoluene -ug/L	Isopropylbenzene -ug/L	Methane -ug/L	4-Methyl-2-Pentanone -ug/L	Methyl tert-butyl ether (MTBE) -ug/L	Methylene Chloride -ug/L	Naphthalene -ug/L	n-Propylbenzene -ug/L
MW-75A	53.01	2096.43	09/11/07	09/27/2007	Unfiltered			<5				<5	<0.2	<0.5		
MW-75A	53.20	2096.24	11/13/07	11/13/2007	Unfiltered			<5				<5	<0.2	<0.5		
MW-75A	51.50	2097.935	02/20/08	03/04/2008	Unfiltered			<5				<5	<1	<1		
MW-75A	49.52	2099.92	05/13/08	06/02/2008	Unfiltered			<5				<5	<1	1.1 BJakq		
MW-75A	52.13	2097.305	08/13/08	08/15/2008	Unfiltered			<5				<5	<0.2	<0.5		
MW-75A	56.79	2092.645	05/17/2010	06/02/2010	Unfiltered	<0.01		<1.2			0.32 Ba	<0.95	<0.29	<0.15		
MW-75B	42.90	2106.61	09/11/07	09/27/2007	Unfiltered			<5				<5	<0.2	<0.5		
MW-75B	43.93	2105.58	11/13/07	11/13/2007	Unfiltered			<5				<5	<0.2	<0.5		
MW-75B	40.47	2109.042	02/20/08	03/05/2008	Unfiltered			<5				<5	<1	<1		
MW-75B	40.65	2108.86	05/13/08	06/02/2008	Unfiltered			<5				<5	<1	<1		
MW-75B	42.66	2106.852	08/13/08	08/15/2008	Unfiltered			<5				<5	<0.2	<0.5		
MW-75B	46.31	2103.20	05/12/09	06/12/2009	Unfiltered			<6.9	<0.26	<0.23		<4.4	<0.30	<2.6	<2.5	<0.79
MW-75B	47.76	2101.752	05/17/2010	06/02/2010	Unfiltered	<0.01		<1.2			0.12 BJac	<0.95	<0.29	<0.15		
MW-75C	43.49	2106.53	09/11/07	09/27/2007	Unfiltered			<5				<5	<0.2	<0.5		
MW-75C	44.55	2105.47	11/13/07	11/13/2007	Unfiltered			<5				<5	<0.2	<0.5		
MW-75C	41.99	2108.032	02/20/08	03/05/2008	Unfiltered			<5				<5	<1	<1		
MW-75C	41.60	2108.42	05/13/08	06/02/2008	Unfiltered			<5				<5	<1	<1		
MW-75C	43.43	2106.592	08/13/08	08/15/2008	Unfiltered			<5				<5	<0.2	<0.5		
MW-75C	48.42	2101.602	05/17/2010	06/02/2010	Unfiltered	0.19 Jq		<1.2			500	<0.95	<0.29	<0.15		
MW-76A	20.36	2085.55	09/12/07	09/25/2007	Unfiltered			<5				<5	<0.2	<0.5		
MW-76A	21.17	2084.74	11/05/07	11/17/2007	Unfiltered			<5				<5	<0.2	<0.5		
MW-76A	19.88	2086.027	02/20/08	03/06/2008	Unfiltered			<5				<5	<1	<1		
MW-76A	19.00	2086.91	05/13/08	06/02/2008	Unfiltered			<5				<5	<1	<1		
MW-76A	23	2082.907	08/13/08	08/20/2008	Unfiltered			<5				<5	<0.2	<0.5		
MW-76A	24.64	2081.267	05/17/2010	06/03/2010	Unfiltered	<0.01		<1.2			0.31	<0.95	<0.29	<0.15		
MW-76A	26.36	2079.55	12/16/2010	1/6/2011	Unfiltered			<1.2				<0.95	<0.43	0.21 Jq		
MW-76B	16.02	2089.38	09/12/07	09/25/2007	Unfiltered			<5				<5	<0.2	<0.5		
MW-76B	17.23	2088.17	11/13/07	11/13/2007	Unfiltered			<5				<5	<0.2	<0.5		

Consolidation Data Summary Table - Groundwater
Beaumont Site 1

	Water Level Data					Volatile Organics										
Sample Location	Depth to Water (feet below ground surface)	Groundwater Elevation (feet above mean sea level)	Elevation Date	Sample Date	Filter Status	Styrene -ug/L	Toluene -ug/L	1,1,1,2-Tetrachloroethane -ug/L	1,1,1-Trichloroethane -ug/L	1,1,2-Trichloroethane -ug/L	1,2,3-Trichlorobenzene -ug/L	1,2,4-Trichlorobenzene -ug/L	Trichloroethene -ug/L	1,2,3-Trichloropropane -ug/L	Trichlorofluoromethane -ug/L	1,1,2-Trichloro-1,2,2-Trifluoroethane -ug/L
MW-75A	53.01	2096.43	09/11/07	09/27/2007	Unfiltered	<0.2	0.25 BJkq		<0.2	<0.2			<0.2			
MW-75A	53.20	2096.24	11/13/07	11/13/2007	Unfiltered	<0.2	0.66 Jq		<0.2	<0.2			<0.2			
MW-75A	51.50	2097.935	02/20/08	03/04/2008	Unfiltered	<1	<1		<1	<1			<1			
MW-75A	49.52	2099.92	05/13/08	06/02/2008	Unfiltered	<1	<1		<1	<1			<1			
MW-75A	52.13	2097.305	08/13/08	08/15/2008	Unfiltered	<0.2	<0.2		<0.2	<0.2			<0.2			
MW-75A	56.79	2092.645	05/17/2010	06/02/2010	Unfiltered	<0.22	<0.22		<0.12	<0.31			<0.17	<0.29	<0.16	
MW-75B	42.90	2106.61	09/11/07	09/27/2007	Unfiltered	<0.2	<0.2		<0.2	<0.2			<0.2			
MW-75B	43.93	2105.58	11/13/07	11/13/2007	Unfiltered	<0.2	<0.2		<0.2	<0.2			<0.2			
MW-75B	40.47	2109.042	02/20/08	03/05/2008	Unfiltered	<1	<1		<1	<1			<1			
MW-75B	40.65	2108.86	05/13/08	06/02/2008	Unfiltered	<1	<1		<1	<1			<1			
MW-75B	42.66	2106.852	08/13/08	08/15/2008	Unfiltered	<0.2	<0.2		<0.2	<0.2			<0.2			
MW-75B	46.31	2103.20	05/12/09	06/12/2009	Unfiltered	<0.30	<0.33	<0.35	<0.45	<0.54	<0.31	<0.49	<0.30	<1.3	<0.31	<0.64
MW-75B	47.76	2101.752	05/17/2010	06/02/2010	Unfiltered	<0.22	<0.22		<0.12	<0.31			<0.17	<0.29	<0.16	
MW-75C	43.49	2106.53	09/11/07	09/27/2007	Unfiltered	<0.2	<0.2		<0.2	<0.2			<0.2			
MW-75C	44.55	2105.47	11/13/07	11/13/2007	Unfiltered	<0.2	<0.2		<0.2	<0.2			<0.2			
MW-75C	41.99	2108.032	02/20/08	03/05/2008	Unfiltered	<1	<1		<1	<1			<1			
MW-75C	41.60	2108.42	05/13/08	06/02/2008	Unfiltered	<1	<1		<1	<1			<1			
MW-75C	43.43	2106.592	08/13/08	08/15/2008	Unfiltered	<0.2	<0.2		<0.2	<0.2			<0.2			
MW-75C	48.42	2101.602	05/17/2010	06/02/2010	Unfiltered	<0.22	<0.22		<0.12	<0.31			<0.17	<0.29	<0.16	
MW-76A	20.36	2085.55	09/12/07	09/25/2007	Unfiltered	<0.2	<0.2		<0.2	<0.2			<0.2			
MW-76A	21.17	2084.74	11/05/07	11/17/2007	Unfiltered	<0.2	0.26 Jq		<0.2	<0.2			<0.2			
MW-76A	19.88	2086.027	02/20/08	03/06/2008	Unfiltered	<1	<1		<1	<1			<1			
MW-76A	19.00	2086.91	05/13/08	06/02/2008	Unfiltered	<1	<1		<1	<1			<1			
MW-76A	23	2082.907	08/13/08	08/20/2008	Unfiltered	<0.2	<0.2		<0.2	<0.2			<0.2			
MW-76A	24.64	2081.267	05/17/2010	06/03/2010	Unfiltered	<0.22	<0.22		<0.12	<0.31			<0.17	<0.29	<0.16	
MW-76A	26.36	2079.55	12/16/2010	1/6/2011	Unfiltered	<0.22	<0.22		<0.12	<0.31			<0.25	<0.29	<0.16	
MW-76B	16.02	2089.38	09/12/07	09/25/2007	Unfiltered	<0.2	<0.2		<0.2	<0.2			<0.2			
MW-76B	17.23	2088.17	11/13/07	11/13/2007	Unfiltered	<0.2	<0.2		<0.2	<0.2			<0.2			

Consolidation Data Summary Table - Groundwater
Beaumont Site 1

	Water Level Data						Volatile Organics						
Sample Location	Depth to Water (feet below ground surface)	Groundwater Elevation (feet above mean sea level)	Elevation Date	Sample Date	Filter Status	1,2,4-Trimethylbenzene -ug/L	1,3,5-Trimethylbenzene -ug/L	1,1,2,2-Tetrachloroethane -ug/L	Tetrachloroethene (PCE) -ug/L	Vinyl Acetate -ug/L	Vinyl Chloride -ug/L	m,p-Xylenes -ug/L	o-Xylene -ug/L
MW-75A	53.01	2096.43	09/11/07	09/27/2007	Unfiltered			<0.2	<0.2		<0.2	<0.5	<0.2
MW-75A	53.20	2096.24	11/13/07	11/13/2007	Unfiltered			<0.2	<0.2		<0.2	<0.5	<0.2
MW-75A	51.50	2097.935	02/20/08	03/04/2008	Unfiltered			<1	<1		<1	<2	<1
MW-75A	49.52	2099.92	05/13/08	06/02/2008	Unfiltered			<1	<1		<1	<2	<1
MW-75A	52.13	2097.305	08/13/08	08/15/2008	Unfiltered			<0.2	<0.2		<0.2	<0.5	<0.2
MW-75A	56.79	2092.645	05/17/2010	06/02/2010	Unfiltered			<0.29	<0.17	<0.48	<0.13	<0.36	<0.41
MW-75B	42.90	2106.61	09/11/07	09/27/2007	Unfiltered			<0.2	<0.2		<0.2	<0.5	<0.2
MW-75B	43.93	2105.58	11/13/07	11/13/2007	Unfiltered			<0.2	<0.2		<0.2	<0.5	<0.2
MW-75B	40.47	2109.042	02/20/08	03/05/2008	Unfiltered			<1	<1		<1	<2	<1
MW-75B	40.65	2108.86	05/13/08	06/02/2008	Unfiltered			<1	<1		<1	<2	<1
MW-75B	42.66	2106.852	08/13/08	08/15/2008	Unfiltered			<0.2	<0.2		<0.2	<0.5	<0.2
MW-75B	46.31	2103.20	05/12/09	06/12/2009	Unfiltered	<0.24	<0.23	<0.44	<0.51	<7.1	<0.33	<0.45	<0.24
MW-75B	47.76	2101.752	05/17/2010	06/02/2010	Unfiltered			<0.29	<0.17	<0.48	<0.13	<0.36	<0.41
MW-75C	43.49	2106.53	09/11/07	09/27/2007	Unfiltered			<0.2	<0.2		<0.2	<0.5	<0.2
MW-75C	44.55	2105.47	11/13/07	11/13/2007	Unfiltered			<0.2	<0.2		<0.2	<0.5	<0.2
MW-75C	41.99	2108.032	02/20/08	03/05/2008	Unfiltered			<1	<1		<1	<2	<1
MW-75C	41.60	2108.42	05/13/08	06/02/2008	Unfiltered			<1	<1		<1	<2	<1
MW-75C	43.43	2106.592	08/13/08	08/15/2008	Unfiltered			<0.2	<0.2		<0.2	<0.5	<0.2
MW-75C	48.42	2101.602	05/17/2010	06/02/2010	Unfiltered			<0.29	<0.17	<0.48	<0.13	<0.36	<0.41
MW-76A	20.36	2085.55	09/12/07	09/25/2007	Unfiltered			<0.2	<0.2		<0.2	<0.5	<0.2
MW-76A	21.17	2084.74	11/05/07	11/17/2007	Unfiltered			<0.2	<0.2		<0.2	<0.5	<0.2
MW-76A	19.88	2086.027	02/20/08	03/06/2008	Unfiltered			<1	<1		<1	<2	<1
MW-76A	19.00	2086.91	05/13/08	06/02/2008	Unfiltered			<1	<1		<1	<2	<1
MW-76A	23	2082.907	08/13/08	08/20/2008	Unfiltered			<0.2	<0.2		<0.2	<0.5	<0.2
MW-76A	24.64	2081.267	05/17/2010	06/03/2010	Unfiltered			<0.29	<0.17	<0.48	<0.13	<0.36	<0.41
MW-76A	26.36	2079.55	12/16/2010	1/6/2011	Unfiltered			<0.29	<0.23	<0.48	<0.13	<0.36	<0.41
MW-76B	16.02	2089.38	09/12/07	09/25/2007	Unfiltered			<0.2	<0.2		<0.2	<0.5	<0.2
MW-76B	17.23	2088.17	11/13/07	11/13/2007	Unfiltered			<0.2	<0.2		<0.2	<0.5	<0.2

Consolidation Data Summary Table - Groundwater
Beaumont Site 1

	Water Level Data					Volatile Organics										
Sample Location	Depth to Water (feet below ground surface)	Groundwater Elevation (feet above mean sea level)	Elevation Date	Sample Date	Filter Status	1,4-Dioxane -ug/L	N-Nitrosodimethylamine -ng/L	Acetone -ug/L	Bromodichloromethane -ug/L	2-Butanone -ug/L	Bromobenzene -ug/L	Bromochloromethane -ug/L	Bromomethane -ug/L	Bromoform -ug/L	n-Butylbenzene -ug/L	sec-Butylbenzene -ug/L
MW-76B	12.36	2093.042	02/20/08	03/04/2008	Unfiltered	<0.58		<5	<1	<5			<1	<1		
MW-76B	12.21	2093.19	05/13/08	06/03/2008	Unfiltered	<0.56		6 Jq	<1	<5			<1	<1		
MW-76B	15.25	2090.152	08/14/08	08/20/2008	Unfiltered	<0.6		<5	<0.2	<5			<0.2	<0.3		
MW-76B	16.28	2089.12	05/12/09	06/12/2009	Unfiltered	<0.40		<9.1	<0.33	<6.9	<0.33	<0.69	<4.3	<0.55	<0.28	<0.20
MW-76B	17.15	2088.252	05/17/2010	06/03/2010	Unfiltered	0.35		<5.0	<0.11	<1.2			<0.48	<0.13		
MW-76C	6.45	2099.84	11/05/07	11/17/2007	Unfiltered	6		<5	<0.2	<5			<0.2	<0.3		
MW-76C	4.88	2101.412	02/20/08	03/07/2008	Unfiltered	6.1		<5	<1	<5			<1	<1		
MW-76C	4.45	2101.84	05/13/08	06/02/2008	Unfiltered	8.4		5.6 Jq	<1	<5			<1	<1		
MW-76C	5.97	2100.322	08/13/08	08/21/2008	Unfiltered	5.2		<5	<0.2	<5			<0.2	<0.3		
MW-76C	10.26	2096.032	05/17/2010	06/03/2010	Unfiltered	7.7		<5.0	<0.11	<1.2			<0.48	<0.13		
MW-77A	14.75	1915.87	09/10/07	09/24/2007	Unfiltered	<0.57		<5	<0.2	<5			<0.2	<0.3		
MW-77A	14.75	1915.87	11/05/07	11/07/2007	Unfiltered	<0.6		18	<0.2	<5			<0.2	<0.3		
MW-77A	11.99	1918.626	02/18/08	03/05/2008	Unfiltered	<0.59		<5	<1	<5			<1	<1		
MW-77A	11.81	1918.81	05/12/08	06/04/2008	Unfiltered	<0.57		6.9 Jq	<1	<5			<1	<1		
MW-77A	13.84	1916.776	08/11/08	08/15/2008	Unfiltered	<0.62		<5	<0.2	<5			<0.2	<0.3		
MW-77A	10.86	1919.756	05/14/2010	05/12/2010	Unfiltered	<0.10		<5.0	<0.11	<1.2			<0.48	<0.13		
MW-77A	10.86	1919.756	05/14/2010	06/09/2010	Unfiltered											
MW-77B	17.56	1913.32	09/10/07	09/24/2007	Unfiltered	<0.57		<5	<0.2	<5			<0.2	<0.3		
MW-77B	17.28	1913.60	11/05/07	11/07/2007	Unfiltered	<0.58		7.9 Jq	<0.2	<5			<0.2	<0.3		
MW-77B	16.35	1914.527	02/18/08	03/05/2008	Unfiltered	<0.58		<5	<1	<5			<1	<1		
MW-77B	16.17	1914.71	05/12/08	06/05/2008	Unfiltered	<0.56		6.4 Jq	<1	<5			<1	<1		
MW-77B	17.31	1913.567	08/11/08	08/15/2008	Unfiltered	<0.65		<5	<0.2	<5			<0.2	<0.3		
MW-77B	16.32	1914.56	05/11/09	06/12/2009	Unfiltered	<0.40		<9.1	<0.33	<6.9	<0.33	<0.69	<4.3	<0.55	<0.28	<0.20
MW-77B	15.74	1915.137	05/14/2010	05/12/2010	Unfiltered	<0.10		<5.0	<0.11	<1.2			<0.48	<0.13		
MW-77B	15.74	1915.137	05/14/2010	06/09/2010	Unfiltered											
MW-78	85.29	2097.34	11/06/07	11/17/2007	Unfiltered	<0.59		<5	<0.2	<5			<0.2	<0.3		
MW-78	85.35	2097.279	02/20/08	03/07/2008	Unfiltered	2.6		<5	<1	<5			<1	<1		
MW-78	84.27	2098.36	05/14/08	06/10/2008	Unfiltered	2		7.9 Jq	<1	<5			<1	<1		

Consolidation Data Summary Table - Groundwater
Beaumont Site 1

	Water Level Data					Volatile Organics									
Sample Location	Depth to Water (feet below ground surface)	Groundwater Elevation (feet above mean sea level)	Elevation Date	Sample Date	Filter Status	tert-Butylbenzene -ug/L	Benzene -ug/L	Carbon Disulfide -ug/L	Chlorobenzene -ug/L	2-Chlorotoluene -ug/L	4-Chlorotoluene -ug/L	Chloroethane -ug/L	Chloromethane -ug/L	Carbon Tetrachloride -ug/L	Chloroform -ug/L
MW-76B	12.36	2093.042	02/20/08	03/04/2008	Unfiltered		<1	<1	<1			<1	<1	<1	<1
MW-76B	12.21	2093.19	05/13/08	06/03/2008	Unfiltered		<1	<1	<1			<1	<1	<1	<1
MW-76B	15.25	2090.152	08/14/08	08/20/2008	Unfiltered		<0.2	0.23 Jq	<0.2			<0.2	<0.2	<0.2	<0.2
MW-76B	16.28	2089.12	05/12/09	06/12/2009	Unfiltered	<0.28	<0.28	<1.9	<0.22	<0.55	<0.21	<1.3	<0.49	<0.43	<0.33
MW-76B	17.15	2088.252	05/17/2010	06/03/2010	Unfiltered		<0.14	<0.36	<0.23			<0.35	<0.36	<0.15	<0.17
MW-76C	6.45	2099.84	11/05/07	11/17/2007	Unfiltered		<0.2	<0.2	<0.2			<0.2	<0.2	<0.2	<0.2
MW-76C	4.88	2101.412	02/20/08	03/07/2008	Unfiltered		<1	6.3	<1			<1	<1	<1	<1
MW-76C	4.45	2101.84	05/13/08	06/02/2008	Unfiltered		<1	<1	<1			<1	<1	<1	<1
MW-76C	5.97	2100.322	08/13/08	08/21/2008	Unfiltered		<0.2	<0.2	<0.2			<0.2	<0.2	<0.2	<0.2
MW-76C	10.26	2096.032	05/17/2010	06/03/2010	Unfiltered		<0.14	0.40 Jq	<0.23			<0.35	<0.36	<0.15	<0.17
MW-77A	14.75	1915.87	09/10/07	09/24/2007	Unfiltered		<0.2	1.4	<0.2			<0.2	<0.2	<0.2	<0.2
MW-77A	14.75	1915.87	11/05/07	11/07/2007	Unfiltered		<0.2	15	<0.2			<0.2	<0.2	<0.2	<0.2
MW-77A	11.99	1918.626	02/18/08	03/05/2008	Unfiltered		<1	36	<1			<1	<1	<1	<1
MW-77A	11.81	1918.81	05/12/08	06/04/2008	Unfiltered		<1	4 Jq	<1			<1	<1	<1	<1
MW-77A	13.84	1916.776	08/11/08	08/15/2008	Unfiltered		<0.2	2.9	<0.2			<0.2	<0.2	<0.2	<0.2
MW-77A	10.86	1919.756	05/14/2010	05/12/2010	Unfiltered		<0.14	1.6	<0.23			<0.35	<0.36	<0.15	<0.17
MW-77A	10.86	1919.756	05/14/2010	06/09/2010	Unfiltered										
MW-77B	17.56	1913.32	09/10/07	09/24/2007	Unfiltered		<0.2	<0.2	<0.2			<0.2	<0.2	<0.2	<0.2
MW-77B	17.28	1913.60	11/05/07	11/07/2007	Unfiltered		<0.2	0.77 Jq	<0.2			<0.2	<0.2	<0.2	<0.2
MW-77B	16.35	1914.527	02/18/08	03/05/2008	Unfiltered		<1	9.9	<1			<1	<1	<1	<1
MW-77B	16.17	1914.71	05/12/08	06/05/2008	Unfiltered		<1	1.3 Jq	<1			<1	<1	<1	<1
MW-77B	17.31	1913.567	08/11/08	08/15/2008	Unfiltered		<0.2	1.8	<0.2			<0.2	<0.2	<0.2	<0.2
MW-77B	16.32	1914.56	05/11/09	06/12/2009	Unfiltered	<0.28	<0.28	<1.9	<0.22	<0.55	<0.21	<1.3	<0.49	<0.43	<0.33
MW-77B	15.74	1915.137	05/14/2010	05/12/2010	Unfiltered		<0.14	<0.36	<0.23			<0.35	<0.36	<0.15	<0.17
MW-77B	15.74	1915.137	05/14/2010	06/09/2010	Unfiltered										
MW-78	85.29	2097.34	11/06/07	11/17/2007	Unfiltered		<0.2	0.27 Jq	<0.2			<0.2	<0.2	<0.2	<0.2
MW-78	85.35	2097.279	02/20/08	03/07/2008	Unfiltered		<1	3.9 Jq	<1			<1	<1	<1	<1
MW-78	84.27	2098.36	05/14/08	06/10/2008	Unfiltered		<1	4.4 Jq	<1			<1	1.2 Jq	<1	<1

Consolidation Data Summary Table - Groundwater
Beaumont Site 1

	Water Level Data					Volatile Organics									
Sample Location	Depth to Water (feet below ground surface)	Groundwater Elevation (feet above mean sea level)	Elevation Date	Sample Date	Filter Status	Dibromochloromethane -ug/L	1,2-Dibromo-3-Chloropropane -ug/L	Dibromomethane -ug/L	1,1-Dichloroethane -ug/L	1,2-Dichloroethane -ug/L	1,2-Dichlorobenzene -ug/L	1,3-Dichlorobenzene -ug/L	1,4-Dichlorobenzene -ug/L	1,1-Dichloroethene -ug/L	cis-1,2-Dichloroethene -ug/L
MW-76B	12.36	2093.042	02/20/08	03/04/2008	Unfiltered	<1			<1	<1				<1	<1
MW-76B	12.21	2093.19	05/13/08	06/03/2008	Unfiltered	<1			<1	<1				<1	<1
MW-76B	15.25	2090.152	08/14/08	08/20/2008	Unfiltered	<0.2			<0.2	<0.2				<0.2	<0.2
MW-76B	16.28	2089.12	05/12/09	06/12/2009	Unfiltered	<0.48	<3.1	<0.59	<0.37	<0.31	<0.27	<0.28	<0.21	<0.40	<0.49
MW-76B	17.15	2088.252	05/17/2010	06/03/2010	Unfiltered	<0.37			<0.098	<0.21	<0.20	<0.15	<0.072	<0.12	<0.18
MW-76C	6.45	2099.84	11/05/07	11/17/2007	Unfiltered	<0.2			0.36 Jq	<0.2				2.4	0.2 Jq
MW-76C	4.88	2101.412	02/20/08	03/07/2008	Unfiltered	<1			<1	<1				2.5 Jq	<1
MW-76C	4.45	2101.84	05/13/08	06/02/2008	Unfiltered	<1			<1	<1				2.2 Jq	<1
MW-76C	5.97	2100.322	08/13/08	08/21/2008	Unfiltered	<0.2			0.49 Jq	<0.2				2.5	0.37 Jq
MW-76C	10.26	2096.032	05/17/2010	06/03/2010	Unfiltered	<0.37			0.49 Jq	<0.21	<0.20	<0.15	<0.072	2.8	0.34 Jq
MW-77A	14.75	1915.87	09/10/07	09/24/2007	Unfiltered	<0.2			<0.2	<0.2				<0.2	<0.2
MW-77A	14.75	1915.87	11/05/07	11/07/2007	Unfiltered	<0.2			<0.2	<0.2				<0.2	<0.2
MW-77A	11.99	1918.626	02/18/08	03/05/2008	Unfiltered	<1			<1	<1				<1	<1
MW-77A	11.81	1918.81	05/12/08	06/04/2008	Unfiltered	<1			<1	<1				<1	<1
MW-77A	13.84	1916.776	08/11/08	08/15/2008	Unfiltered	<0.2			<0.2	<0.2				<0.2	<0.2
MW-77A	10.86	1919.756	05/14/2010	05/12/2010	Unfiltered	<0.37			<0.098	<0.21	<0.20	<0.15	<0.072	<0.12	<0.18
MW-77A	10.86	1919.756	05/14/2010	06/09/2010	Unfiltered										
MW-77B	17.56	1913.32	09/10/07	09/24/2007	Unfiltered	<0.2			<0.2	<0.2				<0.2	<0.2
MW-77B	17.28	1913.60	11/05/07	11/07/2007	Unfiltered	<0.2			<0.2	<0.2				<0.2	<0.2
MW-77B	16.35	1914.527	02/18/08	03/05/2008	Unfiltered	<1			<1	<1				<1	<1
MW-77B	16.17	1914.71	05/12/08	06/05/2008	Unfiltered	<1			<1	<1				<1	<1
MW-77B	17.31	1913.567	08/11/08	08/15/2008	Unfiltered	<0.2			<0.2	<0.2				<0.2	<0.2
MW-77B	16.32	1914.56	05/11/09	06/12/2009	Unfiltered	<0.48	<3.1	<0.59	<0.37	<0.31	<0.27	<0.28	<0.21	<0.40	<0.49
MW-77B	15.74	1915.137	05/14/2010	05/12/2010	Unfiltered	<0.37			<0.098	<0.21	<0.20	<0.15	<0.072	<0.12	<0.18
MW-77B	15.74	1915.137	05/14/2010	06/09/2010	Unfiltered										
MW-78	85.29	2097.34	11/06/07	11/17/2007	Unfiltered	<0.2			<0.2	<0.2				1.8	<0.2
MW-78	85.35	2097.279	02/20/08	03/07/2008	Unfiltered	<1			<1	<1				6	<1
MW-78	84.27	2098.36	05/14/08	06/10/2008	Unfiltered	<1			<1	<1				5.5	<1

Consolidation Data Summary Table - Groundwater
Beaumont Site 1

	Water Level Data					Volatile Organics										
Sample Location	Depth to Water (feet below ground surface)	Groundwater Elevation (feet above mean sea level)	Elevation Date	Sample Date	Filter Status	trans-1,2-Dichloroethene -ug/L	1,1-Dichloropropene -ug/L	cis-1,3-Dichloropropene -ug/L	trans-1,3-Dichloropropene -ug/L	1,2-Dichloropropane -ug/L	1,3-Dichloropropane -ug/L	2,2-Dichloropropane -ug/L	1,2-Dibromoethane -ug/L	Dichlorodifluoromethane -ug/L	Ethylbenzene -ug/L	Ethene -ug/L
MW-76B	12.36	2093.042	02/20/08	03/04/2008	Unfiltered	<1		<1	<1	<1					<1	
MW-76B	12.21	2093.19	05/13/08	06/03/2008	Unfiltered	<1		<1	<1	<1					<1	
MW-76B	15.25	2090.152	08/14/08	08/20/2008	Unfiltered	<0.2		<0.2	<0.2	<0.2					<0.2	
MW-76B	16.28	2089.12	05/12/09	06/12/2009	Unfiltered	<0.40	<0.26	<0.28	<0.36	<0.38	<0.38	<0.46	<0.47	<0.49	<0.22	
MW-76B	17.15	2088.252	05/17/2010	06/03/2010	Unfiltered	<0.10		<0.30	<0.24	<0.19					<0.26	<0.03
MW-76C	6.45	2099.84	11/05/07	11/17/2007	Unfiltered	<0.2		<0.2	<0.2	<0.2					<0.2	
MW-76C	4.88	2101.412	02/20/08	03/07/2008	Unfiltered	<1		<1	<1	<1					<1	
MW-76C	4.45	2101.84	05/13/08	06/02/2008	Unfiltered	<1		<1	<1	<1					<1	
MW-76C	5.97	2100.322	08/13/08	08/21/2008	Unfiltered	<0.2		<0.2	<0.2	<0.2					<0.2	
MW-76C	10.26	2096.032	05/17/2010	06/03/2010	Unfiltered	<0.10		<0.30	<0.24	<0.19					<0.26	<0.03
MW-77A	14.75	1915.87	09/10/07	09/24/2007	Unfiltered	<0.2		<0.2	<0.2	<0.2					<0.2	
MW-77A	14.75	1915.87	11/05/07	11/07/2007	Unfiltered	<0.2		<0.2	<0.2	<0.2					<0.2	
MW-77A	11.99	1918.626	02/18/08	03/05/2008	Unfiltered	<1		<1	<1	<1					<1	
MW-77A	11.81	1918.81	05/12/08	06/04/2008	Unfiltered	<1		<1	<1	<1					<1	
MW-77A	13.84	1916.776	08/11/08	08/15/2008	Unfiltered	<0.2		<0.2	<0.2	<0.2					<0.2	
MW-77A	10.86	1919.756	05/14/2010	05/12/2010	Unfiltered	<0.10		<0.30	<0.24	<0.19					<0.26	
MW-77A	10.86	1919.756	05/14/2010	06/09/2010	Unfiltered											0.49
MW-77B	17.56	1913.32	09/10/07	09/24/2007	Unfiltered	<0.2		<0.2	<0.2	<0.2					<0.2	
MW-77B	17.28	1913.60	11/05/07	11/07/2007	Unfiltered	<0.2		<0.2	<0.2	<0.2					<0.2	
MW-77B	16.35	1914.527	02/18/08	03/05/2008	Unfiltered	<1		<1	<1	<1					<1	
MW-77B	16.17	1914.71	05/12/08	06/05/2008	Unfiltered	<1		<1	<1	<1					<1	
MW-77B	17.31	1913.567	08/11/08	08/15/2008	Unfiltered	<0.2		<0.2	<0.2	<0.2					<0.2	
MW-77B	16.32	1914.56	05/11/09	06/12/2009	Unfiltered	<0.40	<0.26	<0.28	<0.36	<0.38	<0.38	<0.46	<0.47	<0.49	<0.22	
MW-77B	15.74	1915.137	05/14/2010	05/12/2010	Unfiltered	<0.10		<0.30	<0.24	<0.19					<0.26	
MW-77B	15.74	1915.137	05/14/2010	06/09/2010	Unfiltered											<0.02
MW-78	85.29	2097.34	11/06/07	11/17/2007	Unfiltered	<0.2		<0.2	<0.2	<0.2					<0.2	
MW-78	85.35	2097.279	02/20/08	03/07/2008	Unfiltered	<1		<1	<1	<1					<1	
MW-78	84.27	2098.36	05/14/08	06/10/2008	Unfiltered	<1		<1	<1	<1					<1	

Consolidation Data Summary Table - Groundwater
Beaumont Site 1

	Water Level Data					Volatile Organics										
Sample Location	Depth to Water (feet below ground surface)	Groundwater Elevation (feet above mean sea level)	Elevation Date	Sample Date	Filter Status	Ethane -ug/L	Hexachlorobutadiene -ug/L	2-Hexanone -ug/L	p-Isopropyltoluene -ug/L	Isopropylbenzene -ug/L	Methane -ug/L	4-Methyl-2-Pentanone -ug/L	Methyl tert-butyl ether (MTBE) -ug/L	Methylene Chloride -ug/L	Naphthalene -ug/L	n-Propylbenzene -ug/L
MW-76B	12.36	2093.042	02/20/08	03/04/2008	Unfiltered			<5				<5	<1	<1		
MW-76B	12.21	2093.19	05/13/08	06/03/2008	Unfiltered			<5				<5	<1	<1		
MW-76B	15.25	2090.152	08/14/08	08/20/2008	Unfiltered			<5				<5	<0.2	<0.5		
MW-76B	16.28	2089.12	05/12/09	06/12/2009	Unfiltered			<6.9	<0.26	<0.23		<4.4	<0.30	<2.6	<2.5	<0.79
MW-76B	17.15	2088.252	05/17/2010	06/03/2010	Unfiltered	<0.01		<1.2			0.99	<0.95	<0.29	<0.15		
MW-76C	6.45	2099.84	11/05/07	11/17/2007	Unfiltered			<5				<5	<0.2	<0.5		
MW-76C	4.88	2101.412	02/20/08	03/07/2008	Unfiltered			<5				<5	<1	<1		
MW-76C	4.45	2101.84	05/13/08	06/02/2008	Unfiltered			<5				<5	<1	<1		
MW-76C	5.97	2100.322	08/13/08	08/21/2008	Unfiltered			<5				<5	<0.2	<0.5		
MW-76C	10.26	2096.032	05/17/2010	06/03/2010	Unfiltered	<0.01		<1.2			25	<0.95	<0.29	<0.15		
MW-77A	14.75	1915.87	09/10/07	09/24/2007	Unfiltered			<5				<5	<0.2	<0.5		
MW-77A	14.75	1915.87	11/05/07	11/07/2007	Unfiltered			<5				<5	<0.2	<0.5		
MW-77A	11.99	1918.626	02/18/08	03/05/2008	Unfiltered			<5				<5	<1	<1		
MW-77A	11.81	1918.81	05/12/08	06/04/2008	Unfiltered			<5				<5	<1	<1		
MW-77A	13.84	1916.776	08/11/08	08/15/2008	Unfiltered			<5				<5	<0.2	<0.5		
MW-77A	10.86	1919.756	05/14/2010	05/12/2010	Unfiltered			<1.2				<0.95	<0.29	<0.15		
MW-77A	10.86	1919.756	05/14/2010	06/09/2010	Unfiltered	0.54					6.3					
MW-77B	17.56	1913.32	09/10/07	09/24/2007	Unfiltered			<5				<5	<0.2	<0.5		
MW-77B	17.28	1913.60	11/05/07	11/07/2007	Unfiltered			<5				<5	<0.2	<0.5		
MW-77B	16.35	1914.527	02/18/08	03/05/2008	Unfiltered			<5				<5	<1	<1		
MW-77B	16.17	1914.71	05/12/08	06/05/2008	Unfiltered			<5				<5	<1	1.6 BJakq		
MW-77B	17.31	1913.567	08/11/08	08/15/2008	Unfiltered			<5				<5	<0.2	<0.5		
MW-77B	16.32	1914.56	05/11/09	06/12/2009	Unfiltered			<6.9	<0.26	<0.23		<4.4	<0.30	<2.6	<2.5	<0.79
MW-77B	15.74	1915.137	05/14/2010	05/12/2010	Unfiltered			<1.2				<0.95	<0.29	<0.15		
MW-77B	15.74	1915.137	05/14/2010	06/09/2010	Unfiltered	<0.01					1.8					
MW-78	85.29	2097.34	11/06/07	11/17/2007	Unfiltered			<5				<5	<0.2	<0.5		
MW-78	85.35	2097.279	02/20/08	03/07/2008	Unfiltered			<5				<5	<1	<1		
MW-78	84.27	2098.36	05/14/08	06/10/2008	Unfiltered			<5				<5	<1	1.1 BJakq		

Consolidation Data Summary Table - Groundwater
Beaumont Site 1

	Water Level Data					Volatile Organics										
Sample Location	Depth to Water (feet below ground surface)	Groundwater Elevation (feet above mean sea level)	Elevation Date	Sample Date	Filter Status	Styrene -ug/L	Toluene -ug/L	1,1,1,2-Tetrachloroethane -ug/L	1,1,1-Trichloroethane -ug/L	1,1,2-Trichloroethane -ug/L	1,2,3-Trichlorobenzene -ug/L	1,2,4-Trichlorobenzene -ug/L	Trichloroethene -ug/L	1,2,3-Trichloropropane -ug/L	Trichlorofluoromethane -ug/L	1,1,2-Trichloro-1,2,2-Trifluoroethane -ug/L
MW-76B	12.36	2093.042	02/20/08	03/04/2008	Unfiltered	<1	<1		<1	<1			<1			
MW-76B	12.21	2093.19	05/13/08	06/03/2008	Unfiltered	<1	<1		<1	<1			<1			
MW-76B	15.25	2090.152	08/14/08	08/20/2008	Unfiltered	<0.2	<0.2		<0.2	<0.2			<0.2			
MW-76B	16.28	2089.12	05/12/09	06/12/2009	Unfiltered	<0.30	<0.33	<0.35	<0.45	<0.54	<0.31	<0.49	<0.30	<1.3	<0.31	<0.64
MW-76B	17.15	2088.252	05/17/2010	06/03/2010	Unfiltered	<0.22	<0.22		<0.12	<0.31			<0.17	<0.29	<0.16	
MW-76C	6.45	2099.84	11/05/07	11/17/2007	Unfiltered	<0.2	<0.2		<0.2	<0.2			0.4 Jq			
MW-76C	4.88	2101.412	02/20/08	03/07/2008	Unfiltered	<1	<1		<1	<1			<1			
MW-76C	4.45	2101.84	05/13/08	06/02/2008	Unfiltered	<1	<1		<1	<1			<1			
MW-76C	5.97	2100.322	08/13/08	08/21/2008	Unfiltered	<0.2	<0.2		<0.2	<0.2			1.1			
MW-76C	10.26	2096.032	05/17/2010	06/03/2010	Unfiltered	<0.22	<0.22		<0.12	<0.31			0.81	<0.29	<0.16	
MW-77A	14.75	1915.87	09/10/07	09/24/2007	Unfiltered	<0.2	<0.2		<0.2	<0.2			<0.2			
MW-77A	14.75	1915.87	11/05/07	11/07/2007	Unfiltered	<0.2	0.45 Jq		<0.2	<0.2			<0.2			
MW-77A	11.99	1918.626	02/18/08	03/05/2008	Unfiltered	<1	<1		<1	<1			<1			
MW-77A	11.81	1918.81	05/12/08	06/04/2008	Unfiltered	<1	<1		<1	<1			<1			
MW-77A	13.84	1916.776	08/11/08	08/15/2008	Unfiltered	<0.2	<0.2		<0.2	<0.2			<0.2			
MW-77A	10.86	1919.756	05/14/2010	05/12/2010	Unfiltered	<0.22	<0.22		<0.12	<0.31			<0.17	<0.29	<0.16	
MW-77A	10.86	1919.756	05/14/2010	06/09/2010	Unfiltered											
MW-77B	17.56	1913.32	09/10/07	09/24/2007	Unfiltered	<0.2	<0.2		<0.2	<0.2			<0.2			
MW-77B	17.28	1913.60	11/05/07	11/07/2007	Unfiltered	<0.2	<0.2		<0.2	<0.2			<0.2			
MW-77B	16.35	1914.527	02/18/08	03/05/2008	Unfiltered	<1	<1		<1	<1			<1			
MW-77B	16.17	1914.71	05/12/08	06/05/2008	Unfiltered	<1	<1		<1	<1			<1			
MW-77B	17.31	1913.567	08/11/08	08/15/2008	Unfiltered	<0.2	<0.2		<0.2	<0.2			<0.2			
MW-77B	16.32	1914.56	05/11/09	06/12/2009	Unfiltered	<0.30	<0.33	<0.35	<0.45	<0.54	<0.31	<0.49	<0.30	<1.3	<0.31	<0.64
MW-77B	15.74	1915.137	05/14/2010	05/12/2010	Unfiltered	<0.22	<0.22		<0.12	<0.31			<0.17	<0.29	<0.16	
MW-77B	15.74	1915.137	05/14/2010	06/09/2010	Unfiltered											
MW-78	85.29	2097.34	11/06/07	11/17/2007	Unfiltered	<0.2	0.7 Jq		<0.2	<0.2			0.53 Jq			
MW-78	85.35	2097.279	02/20/08	03/07/2008	Unfiltered	<1	<1		<1	<1			1.9 Jq			
MW-78	84.27	2098.36	05/14/08	06/10/2008	Unfiltered	<1	<1		<1	<1			1.8 Jq			

Consolidation Data Summary Table - Groundwater
Beaumont Site 1

	Water Level Data						Volatile Organics						
Sample Location	Depth to Water (feet below ground surface)	Groundwater Elevation (feet above mean sea level)	Elevation Date	Sample Date	Filter Status	1,2,4-Trimethylbenzene -ug/L	1,3,5-Trimethylbenzene -ug/L	1,1,2,2-Tetrachloroethane -ug/L	Tetrachloroethene (PCE) -ug/L	Vinyl Acetate -ug/L	Vinyl Chloride -ug/L	m,p-Xylenes -ug/L	o-Xylene -ug/L
MW-76B	12.36	2093.042	02/20/08	03/04/2008	Unfiltered			<1	<1		<1	<2	<1
MW-76B	12.21	2093.19	05/13/08	06/03/2008	Unfiltered			<1	<1		<1	<2	<1
MW-76B	15.25	2090.152	08/14/08	08/20/2008	Unfiltered			<0.2	<0.2		<0.2	<0.5	<0.2
MW-76B	16.28	2089.12	05/12/09	06/12/2009	Unfiltered	<0.24	<0.23	<0.44	<0.51	<7.1	<0.33	<0.45	<0.24
MW-76B	17.15	2088.252	05/17/2010	06/03/2010	Unfiltered			<0.29	<0.17	<0.48	<0.13	<0.36	<0.41
MW-76C	6.45	2099.84	11/05/07	11/17/2007	Unfiltered			<0.2	<0.2		<0.2	<0.5	<0.2
MW-76C	4.88	2101.412	02/20/08	03/07/2008	Unfiltered			<1	<1		<1	<2	<1
MW-76C	4.45	2101.84	05/13/08	06/02/2008	Unfiltered			<1	<1		<1	<2	<1
MW-76C	5.97	2100.322	08/13/08	08/21/2008	Unfiltered			<0.2	<0.2		0.21 Jq	<0.5	<0.2
MW-76C	10.26	2096.032	05/17/2010	06/03/2010	Unfiltered			<0.29	<0.17	<0.48	0.22 Jq	<0.36	<0.41
MW-77A	14.75	1915.87	09/10/07	09/24/2007	Unfiltered			<0.2	<0.2		<0.2	<0.5	<0.2
MW-77A	14.75	1915.87	11/05/07	11/07/2007	Unfiltered			<0.2	<0.2		<0.2	<0.5	<0.2
MW-77A	11.99	1918.626	02/18/08	03/05/2008	Unfiltered			<1	<1		<1	<2	<1
MW-77A	11.81	1918.81	05/12/08	06/04/2008	Unfiltered			<1	<1		<1	<2	<1
MW-77A	13.84	1916.776	08/11/08	08/15/2008	Unfiltered			<0.2	<0.2		<0.2	<0.5	<0.2
MW-77A	10.86	1919.756	05/14/2010	05/12/2010	Unfiltered			<0.29	<0.17	<0.48	<0.13	<0.36	<0.41
MW-77A	10.86	1919.756	05/14/2010	06/09/2010	Unfiltered								
MW-77B	17.56	1913.32	09/10/07	09/24/2007	Unfiltered			<0.2	<0.2		<0.2	<0.5	<0.2
MW-77B	17.28	1913.60	11/05/07	11/07/2007	Unfiltered			<0.2	<0.2		<0.2	<0.5	<0.2
MW-77B	16.35	1914.527	02/18/08	03/05/2008	Unfiltered			<1	<1		<1	<2	<1
MW-77B	16.17	1914.71	05/12/08	06/05/2008	Unfiltered			<1	<1		<1	<2	<1
MW-77B	17.31	1913.567	08/11/08	08/15/2008	Unfiltered			<0.2	<0.2		<0.2	<0.5	<0.2
MW-77B	16.32	1914.56	05/11/09	06/12/2009	Unfiltered	<0.24	<0.23	<0.44	<0.51	<7.1	<0.33	<0.45	<0.24
MW-77B	15.74	1915.137	05/14/2010	05/12/2010	Unfiltered			<0.29	<0.17	<0.48	<0.13	<0.36	<0.41
MW-77B	15.74	1915.137	05/14/2010	06/09/2010	Unfiltered								
MW-78	85.29	2097.34	11/06/07	11/17/2007	Unfiltered			<0.2	<0.2		<0.2	<0.5	<0.2
MW-78	85.35	2097.279	02/20/08	03/07/2008	Unfiltered			<1	<1		<1	<2	<1
MW-78	84.27	2098.36	05/14/08	06/10/2008	Unfiltered			<1	<1		<1	<2	<1

Consolidation Data Summary Table - Groundwater
Beaumont Site 1

	Water Level Data					Volatile Organics										
Sample Location	Depth to Water (feet below ground surface)	Groundwater Elevation (feet above mean sea level)	Elevation Date	Sample Date	Filter Status	1,4-Dioxane -ug/L	N-Nitrosodimethylamine -ng/L	Acetone -ug/L	Bromodichloromethane -ug/L	2-Butanone -ug/L	Bromobenzene -ug/L	Bromochloromethane -ug/L	Bromomethane -ug/L	Bromoform -ug/L	n-Butylbenzene -ug/L	sec-Butylbenzene -ug/L
MW-78	85.23	2097.399	08/13/08	08/21/2008	Unfiltered	2.1		<5	<0.2	<5			<0.2	<0.3		
MW-78	88.32	2094.31	05/08/09	06/10/2009	Unfiltered	2.5		<9.1	<0.33	<6.9	<0.33	<0.69	<4.3	<0.55	<0.28	<0.20
MW-78	90.22	2092.409	05/14/2010	06/08/2010	Unfiltered	1.7		<5.0	<0.11	<1.2			<0.48	<0.13		
MW-79A	38.31	2103.69	09/11/07	09/27/2007	Unfiltered	<0.57		<5	<0.2	<5			<0.2	<0.3		
MW-79A	39.26	2102.74	11/05/07	11/12/2007	Unfiltered	<0.6		<5	<0.2	<5			<0.2	<0.3		
MW-79A	37.35	2104.652	02/20/08	03/06/2008	Unfiltered	<0.57		<5	<1	<5			<1	<1		
MW-79A	37.10	2104.90	05/13/08	06/05/2008	Unfiltered	<0.58		<5	<1	<5			<1	<1		
MW-79A	38.71	2103.292	08/12/08	08/21/2008	Unfiltered	<0.58		<5	<0.2	<5			<0.2	<0.3		
MW-79A	43.35	2098.652	05/14/2010	06/09/2010	Unfiltered	<0.10		<5.0	<0.11	<1.2			<0.48	<0.13		
MW-79C	36.33	2105.74	11/05/07	11/17/2007	Unfiltered	4		<5	<0.2	<5			<0.2	<0.3		
MW-79C	39.41	2102.664	02/20/08	03/07/2008	Unfiltered	4		<5	<1	<5			<1	<1		
MW-79C	34.02	2108.05	05/13/08	06/09/2008	Unfiltered	3.8		<5	<1	<5			<1	<1		
MW-79C	35.62	2106.454	08/12/08	08/21/2008	Unfiltered	2.9 Jf		<5	<0.2	<5			<0.2	<0.3		
MW-79C	40.75	2101.324	05/14/2010	06/09/2010	Unfiltered	4.4		<5.0	<0.11	<1.2			<0.48	<0.13		
MW-80	0.00	0.00	09/11/07	09/28/2007	Unfiltered	4.1		<5	<0.2	<5			<0.2	<0.3		
MW-80	0.00	0.00	11/05/07	11/12/2007	Unfiltered	4.6		<5	<0.2	<5			<0.2	<0.3		
MW-80	0.00	2070.47	02/20/08	03/10/2008	Unfiltered	6		<5	<1	<5			<1	<1		
MW-80	0.00	2070.47	05/13/08	06/02/2008	Unfiltered	4.2		<5	<1	<5			<1	<1		
MW-80	(1.25 PSI)	2073.3575	08/13/08	08/21/2008	Unfiltered	4.5		<5	<0.2	<5			<0.2	<0.3		
MW-80	2.92	2067.55	11/04/2009	11/23/2009	Unfiltered	7.3		<5.0	<0.11	<1.2			<0.48	<0.13		
MW-80	0.10 PSI	2070.701	05/14/2010	06/15/2010	Unfiltered	6.4		<5.0	<0.11	<1.2			<0.48	<0.13		
MW-81	31.28	1979.44	09/10/07	09/25/2007	Unfiltered	<0.57		<5	<0.2	<5			<0.2	<0.3		
MW-81	31.33	1979.39	11/05/07	11/07/2007	Unfiltered	<0.6		8 Jq	<0.2	<5			<0.2	<0.3		
MW-81	25.74	1984.981	02/19/08	03/05/2008	Unfiltered	<0.59		<5	<1	<5			<1	<1		
MW-81	26.02	1984.70	05/12/08	05/30/2008	Unfiltered	<0.56		<5	<1	<5			<1	<1		
MW-81	27.97	1982.751	08/11/08	08/14/2008	Unfiltered	<0.65		<5	<0.2	<5			<0.2	<0.3		
MW-81	26.59	1984.131	05/14/2010	06/14/2010	Unfiltered	<0.10		<5.0	<0.11	<1.2			<0.48	<0.13		
MW-82	25.83	1948.34	08/11/08	08/19/2008	Unfiltered	2.7		<5	<0.2	<5			<0.2	<0.3		

Consolidation Data Summary Table - Groundwater
Beaumont Site 1

	Water Level Data					Volatile Organics									
Sample Location	Depth to Water (feet below ground surface)	Groundwater Elevation (feet above mean sea level)	Elevation Date	Sample Date	Filter Status	tert-Butylbenzene -ug/L	Benzene -ug/L	Carbon Disulfide -ug/L	Chlorobenzene -ug/L	2-Chlorotoluene -ug/L	4-Chlorotoluene -ug/L	Chloroethane -ug/L	Chloromethane -ug/L	Carbon Tetrachloride -ug/L	Chloroform -ug/L
MW-78	85.23	2097.399	08/13/08	08/21/2008	Unfiltered		<0.2	4.6	<0.2			<0.2	0.81 Jq	<0.2	<0.2
MW-78	88.32	2094.31	05/08/09	06/10/2009	Unfiltered	<0.28	<0.28	3.9 Jq	<0.22	<0.55	<0.21	<1.3	1.1 Jq	<0.43	<0.33
MW-78	90.22	2092.409	05/14/2010	06/08/2010	Unfiltered		<0.14	3.9	<0.23			<0.35	1.5	<0.15	<0.17
MW-79A	38.31	2103.69	09/11/07	09/27/2007	Unfiltered		0.34 Jq	<0.2	<0.2			<0.2	<0.2	<0.2	<0.2
MW-79A	39.26	2102.74	11/05/07	11/12/2007	Unfiltered		<0.2	0.3 Jq	<0.2			<0.2	<0.2	<0.2	<0.2
MW-79A	37.35	2104.652	02/20/08	03/06/2008	Unfiltered		<1	3.9 Jq	<1			<1	<1	<1	<1
MW-79A	37.10	2104.90	05/13/08	06/05/2008	Unfiltered		<1	<1	<1			<1	<1	<1	<1
MW-79A	38.71	2103.292	08/12/08	08/21/2008	Unfiltered		<0.2	0.26 Jq	<0.2			<0.2	<0.2	<0.2	<0.2
MW-79A	43.35	2098.652	05/14/2010	06/09/2010	Unfiltered		<0.14	<0.36	<0.23			<0.35	<0.36	<0.15	<0.17
MW-79C	36.33	2105.74	11/05/07	11/17/2007	Unfiltered		<0.2	<0.2	<0.2			<0.2	<0.2	<0.2	<0.2
MW-79C	39.41	2102.664	02/20/08	03/07/2008	Unfiltered		<1	<1	<1			<1	<1	<1	<1
MW-79C	34.02	2108.05	05/13/08	06/09/2008	Unfiltered		<1	<1	<1			<1	<1	<1	<1
MW-79C	35.62	2106.454	08/12/08	08/21/2008	Unfiltered		<0.2	<0.2	<0.2			<0.2	<0.2	<0.2	<0.2
MW-79C	40.75	2101.324	05/14/2010	06/09/2010	Unfiltered		<0.14	<0.36	<0.23			<0.35	<0.36	<0.15	<0.17
MW-80	0.00	0.00	09/11/07	09/28/2007	Unfiltered		<0.2	1.8	<0.2			<0.2	<0.2	<0.2	<0.2
MW-80	0.00	0.00	11/05/07	11/12/2007	Unfiltered		<0.2	2.8	<0.2			<0.2	<0.2	<0.2	<0.2
MW-80	0.00	2070.47	02/20/08	03/10/2008	Unfiltered		<1	18	<1			<1	<1	<1	<1
MW-80	0.00	2070.47	05/13/08	06/02/2008	Unfiltered		<1	<1	<1			<1	<1	<1	<1
MW-80	(1.25 PSI)	2073.3575	08/13/08	08/21/2008	Unfiltered		<0.2	<0.2	<0.2			<0.2	0.21 Jq	<0.2	<0.2
MW-80	2.92	2067.55	11/04/2009	11/23/2009	Unfiltered		<0.14	<0.36	<0.23			<0.35	<0.36	<0.15	<0.17
MW-80	0.10 PSI	2070.701	05/14/2010	06/15/2010	Unfiltered		<0.14	<0.36	<0.23			<0.35	<0.36	<0.15	<0.17
MW-81	31.28	1979.44	09/10/07	09/25/2007	Unfiltered		1.9	0.32 Jq	<0.2			<0.2	<0.2	<0.2	<0.2
MW-81	31.33	1979.39	11/05/07	11/07/2007	Unfiltered		1.4	1.9	<0.2			<0.2	<0.2	<0.2	<0.2
MW-81	25.74	1984.981	02/19/08	03/05/2008	Unfiltered		<1	16	<1			<1	<1	<1	<1
MW-81	26.02	1984.70	05/12/08	05/30/2008	Unfiltered		<1	<1	<1			<1	<1	<1	<1
MW-81	27.97	1982.751	08/11/08	08/14/2008	Unfiltered		<0.2	0.72 Jq	<0.2			<0.2	1	<0.2	<0.2
MW-81	26.59	1984.131	05/14/2010	06/14/2010	Unfiltered		<0.14	0.40 Jq	<0.23			<0.35	<0.36	<0.15	<0.17
MW-82	25.83	1948.34	08/11/08	08/19/2008	Unfiltered		<0.2	<0.2	<0.2			<0.2	<0.2	<0.2	<0.2

Consolidation Data Summary Table - Groundwater
Beaumont Site 1

	Water Level Data					Volatile Organics									
Sample Location	Depth to Water (feet below ground surface)	Groundwater Elevation (feet above mean sea level)	Elevation Date	Sample Date	Filter Status	Dibromochloromethane -ug/L	1,2-Dibromo-3-Chloropropane -ug/L	Dibromomethane -ug/L	1,1-Dichloroethane -ug/L	1,2-Dichloroethane -ug/L	1,2-Dichlorobenzene -ug/L	1,3-Dichlorobenzene -ug/L	1,4-Dichlorobenzene -ug/L	1,1-Dichloroethene -ug/L	cis-1,2-Dichloroethene -ug/L
MW-78	85.23	2097.399	08/13/08	08/21/2008	Unfiltered	<0.2			<0.2	<0.2				4.7	<0.2
MW-78	88.32	2094.31	05/08/09	06/10/2009	Unfiltered	<0.48	<3.1	<0.59	<0.37	<0.31	<0.27	<0.28	<0.21	4.9	<0.49
MW-78	90.22	2092.409	05/14/2010	06/08/2010	Unfiltered	<0.37			<0.098	<0.21	<0.20	<0.15	<0.072	3.6	<0.18
MW-79A	38.31	2103.69	09/11/07	09/27/2007	Unfiltered	<0.2			<0.2	<0.2				<0.2	<0.2
MW-79A	39.26	2102.74	11/05/07	11/12/2007	Unfiltered	<0.2			<0.2	<0.2				<0.2	<0.2
MW-79A	37.35	2104.652	02/20/08	03/06/2008	Unfiltered	<1			<1	<1				<1	<1
MW-79A	37.10	2104.90	05/13/08	06/05/2008	Unfiltered	<1			<1	<1				<1	<1
MW-79A	38.71	2103.292	08/12/08	08/21/2008	Unfiltered	<0.2			<0.2	<0.2				<0.2	<0.2
MW-79A	43.35	2098.652	05/14/2010	06/09/2010	Unfiltered	<0.37			0.13 Jq	<0.21	<0.20	<0.15	<0.072	<0.12	<0.18
MW-79C	36.33	2105.74	11/05/07	11/17/2007	Unfiltered	<0.2			0.23 Jq	<0.2				6.8	<0.2
MW-79C	39.41	2102.664	02/20/08	03/07/2008	Unfiltered	<1			<1	<1				7.9	<1
MW-79C	34.02	2108.05	05/13/08	06/09/2008	Unfiltered	<1			<1	<1				6.4	<1
MW-79C	35.62	2106.454	08/12/08	08/21/2008	Unfiltered	<0.2			0.29 Jq	<0.2				5.5	<0.2
MW-79C	40.75	2101.324	05/14/2010	06/09/2010	Unfiltered	<0.37			0.37 Jq	<0.21	<0.20	<0.15	<0.072	9.2	<0.18
MW-80	0.00	0.00	09/11/07	09/28/2007	Unfiltered	<0.2			0.39 Jq	<0.2				1.5	0.24 Jq
MW-80	0.00	0.00	11/05/07	11/12/2007	Unfiltered	<0.2			0.3 Jq	<0.2				0.88 Jq	<0.2
MW-80	0.00	2070.47	02/20/08	03/10/2008	Unfiltered	<1			<1	<1				1.5 Jq	<1
MW-80	0.00	2070.47	05/13/08	06/02/2008	Unfiltered	<1			<1	<1				1.9 Jq	<1
MW-80	(1.25 PSI)	2073.3575	08/13/08	08/21/2008	Unfiltered	<0.2			0.42 Jq	<0.2				1.8	0.49 Jq
MW-80	2.92	2067.55	11/04/2009	11/23/2009	Unfiltered	<0.37			0.42 Jq	<0.21	<0.20	<0.15	<0.072	1.7	0.41 Jq
MW-80	0.10 PSI	2070.701	05/14/2010	06/15/2010	Unfiltered	<0.37			0.41 Jq	<0.21	<0.20	<0.15	<0.072	1.8	0.35 Jq
MW-81	31.28	1979.44	09/10/07	09/25/2007	Unfiltered	<0.2			<0.2	<0.2				<0.2	<0.2
MW-81	31.33	1979.39	11/05/07	11/07/2007	Unfiltered	<0.2			<0.2	<0.2				<0.2	<0.2
MW-81	25.74	1984.981	02/19/08	03/05/2008	Unfiltered	<1			<1	<1				<1	<1
MW-81	26.02	1984.70	05/12/08	05/30/2008	Unfiltered	<1			<1	<1				<1	<1
MW-81	27.97	1982.751	08/11/08	08/14/2008	Unfiltered	<0.2			<0.2	<0.2				<0.2	<0.2
MW-81	26.59	1984.131	05/14/2010	06/14/2010	Unfiltered	<0.37			<0.098	<0.21	<0.20	<0.15	<0.072	<0.12	<0.18
MW-82	25.83	1948.34	08/11/08	08/19/2008	Unfiltered	<0.2			<0.2	<0.2				<0.2	<0.2

Consolidation Data Summary Table - Groundwater
Beaumont Site 1

	Water Level Data					Volatile Organics										
Sample Location	Depth to Water (feet below ground surface)	Groundwater Elevation (feet above mean sea level)	Elevation Date	Sample Date	Filter Status	trans-1,2-Dichloroethene -ug/L	1,1-Dichloropropene -ug/L	cis-1,3-Dichloropropene -ug/L	trans-1,3-Dichloropropene -ug/L	1,2-Dichloropropane -ug/L	1,3-Dichloropropane -ug/L	2,2-Dichloropropane -ug/L	1,2-Dibromoethane -ug/L	Dichlorodifluoromethane -ug/L	Ethylbenzene -ug/L	Ethene -ug/L
MW-78	85.23	2097.399	08/13/08	08/21/2008	Unfiltered	<0.2		<0.2	<0.2	<0.2					<0.2	
MW-78	88.32	2094.31	05/08/09	06/10/2009	Unfiltered	<0.40	<0.26	<0.28	<0.36	<0.38	<0.38	<0.46	<0.47	<0.49	<0.22	
MW-78	90.22	2092.409	05/14/2010	06/08/2010	Unfiltered	<0.10		<0.30	<0.24	<0.19					<0.26	5.8
MW-79A	38.31	2103.69	09/11/07	09/27/2007	Unfiltered	<0.2		<0.2	<0.2	<0.2					<0.2	
MW-79A	39.26	2102.74	11/05/07	11/12/2007	Unfiltered	<0.2		<0.2	<0.2	<0.2					<0.2	
MW-79A	37.35	2104.652	02/20/08	03/06/2008	Unfiltered	<1		<1	<1	<1					<1	
MW-79A	37.10	2104.90	05/13/08	06/05/2008	Unfiltered	<1		<1	<1	<1					<1	
MW-79A	38.71	2103.292	08/12/08	08/21/2008	Unfiltered	<0.2		<0.2	<0.2	<0.2					<0.2	
MW-79A	43.35	2098.652	05/14/2010	06/09/2010	Unfiltered	<0.10		<0.30	<0.24	<0.19					<0.26	0.29
MW-79C	36.33	2105.74	11/05/07	11/17/2007	Unfiltered	<0.2		<0.2	<0.2	<0.2					<0.2	
MW-79C	39.41	2102.664	02/20/08	03/07/2008	Unfiltered	<1		<1	<1	<1					<1	
MW-79C	34.02	2108.05	05/13/08	06/09/2008	Unfiltered	<1		<1	<1	<1					<1	
MW-79C	35.62	2106.454	08/12/08	08/21/2008	Unfiltered	<0.2		<0.2	<0.2	<0.2					<0.2	
MW-79C	40.75	2101.324	05/14/2010	06/09/2010	Unfiltered	<0.10		<0.30	<0.24	<0.19					<0.26	<0.02
MW-80	0.00	0.00	09/11/07	09/28/2007	Unfiltered	<0.2		<0.2	<0.2	<0.2					<0.2	
MW-80	0.00	0.00	11/05/07	11/12/2007	Unfiltered	<0.2		<0.2	<0.2	<0.2					<0.2	
MW-80	0.00	2070.47	02/20/08	03/10/2008	Unfiltered	<1		<1	<1	<1					<1	
MW-80	0.00	2070.47	05/13/08	06/02/2008	Unfiltered	<1		<1	<1	<1					<1	
MW-80	(1.25 PSI)	2073.3575	08/13/08	08/21/2008	Unfiltered	<0.2		<0.2	<0.2	<0.2					<0.2	
MW-80	2.92	2067.55	11/04/2009	11/23/2009	Unfiltered	<0.10		<0.30	<0.24	<0.19					<0.26	
MW-80	0.10 PSI	2070.701	05/14/2010	06/15/2010	Unfiltered	<0.10		<0.30	<0.24	<0.19					<0.26	0.43
MW-81	31.28	1979.44	09/10/07	09/25/2007	Unfiltered	<0.2		<0.2	<0.2	<0.2					<0.2	
MW-81	31.33	1979.39	11/05/07	11/07/2007	Unfiltered	<0.2		<0.2	<0.2	<0.2					0.23 Jq	
MW-81	25.74	1984.981	02/19/08	03/05/2008	Unfiltered	<1		<1	<1	<1					<1	
MW-81	26.02	1984.70	05/12/08	05/30/2008	Unfiltered	<1		<1	<1	<1					<1	
MW-81	27.97	1982.751	08/11/08	08/14/2008	Unfiltered	<0.2		<0.2	<0.2	<0.2					<0.2	
MW-81	26.59	1984.131	05/14/2010	06/14/2010	Unfiltered	<0.10		<0.30	<0.24	<0.19					<0.26	0.15
MW-82	25.83	1948.34	08/11/08	08/19/2008	Unfiltered	<0.2		<0.2	<0.2	<0.2					<0.2	<0.6

Consolidation Data Summary Table - Groundwater
Beaumont Site 1

	Water Level Data						Volatile Organics									
Sample Location	Depth to Water (feet below ground surface)	Groundwater Elevation (feet above mean sea level)	Elevation Date	Sample Date	Filter Status	Ethane -ug/L	Hexachlorobutadiene -ug/L	2-Hexanone -ug/L	p-Isopropyltoluene -ug/L	Isopropylbenzene -ug/L	Methane -ug/L	4-Methyl-2-Pentanone -ug/L	Methyl tert-butyl ether (MTBE) -ug/L	Methylene Chloride -ug/L	Naphthalene -ug/L	n-Propylbenzene -ug/L
MW-78	85.23	2097.399	08/13/08	08/21/2008	Unfiltered			<5				<5	<0.2	<0.5		
MW-78	88.32	2094.31	05/08/09	06/10/2009	Unfiltered			<6.9	<0.26	<0.23		<4.4	<0.30	<2.6	<2.5	<0.79
MW-78	90.22	2092.409	05/14/2010	06/08/2010	Unfiltered	0.17		<1.2			4	<0.95	<0.29	<0.15		
MW-79A	38.31	2103.69	09/11/07	09/27/2007	Unfiltered			<5				<5	<0.2	<0.5		
MW-79A	39.26	2102.74	11/05/07	11/12/2007	Unfiltered			<5				<5	<0.2	<0.5		
MW-79A	37.35	2104.652	02/20/08	03/06/2008	Unfiltered			<5				<5	<1	<1		
MW-79A	37.10	2104.90	05/13/08	06/05/2008	Unfiltered			<5				<5	<1	1.8 BJakq		
MW-79A	38.71	2103.292	08/12/08	08/21/2008	Unfiltered			<5				<5	<0.2	<0.5		
MW-79A	43.35	2098.652	05/14/2010	06/09/2010	Unfiltered	0.02 Jq		<1.2			1.7	<0.95	<0.29	<0.15		
MW-79C	36.33	2105.74	11/05/07	11/17/2007	Unfiltered			<5				<5	<0.2	<0.5		
MW-79C	39.41	2102.664	02/20/08	03/07/2008	Unfiltered			<5				<5	<1	<1		
MW-79C	34.02	2108.05	05/13/08	06/09/2008	Unfiltered			<5				<5	<1	1.1 BJakq		
MW-79C	35.62	2106.454	08/12/08	08/21/2008	Unfiltered			<5				<5	<0.2	<0.5		
MW-79C	40.75	2101.324	05/14/2010	06/09/2010	Unfiltered	<0.01		<1.2			0.06 BJaq	<0.95	<0.29	<0.15		
MW-80	0.00	0.00	09/11/07	09/28/2007	Unfiltered			<5				<5	<0.2	<0.5		
MW-80	0.00	0.00	11/05/07	11/12/2007	Unfiltered			<5				<5	<0.2	<0.5		
MW-80	0.00	2070.47	02/20/08	03/10/2008	Unfiltered			<5				<5	<1	<1		
MW-80	0.00	2070.47	05/13/08	06/02/2008	Unfiltered			<5				<5	<1	<1		
MW-80	(1.25 PSI)	2073.3575	08/13/08	08/21/2008	Unfiltered			<5				<5	<0.2	<0.5		
MW-80	2.92	2067.55	11/04/2009	11/23/2009	Unfiltered			<1.2				<0.95	<0.29	<0.15		
MW-80	0.10 PSI	2070.701	05/14/2010	06/15/2010	Unfiltered	<0.01		<1.2			0.67	<0.95	<0.29	<0.15		
MW-81	31.28	1979.44	09/10/07	09/25/2007	Unfiltered			<5				<5	<0.2	<0.5		
MW-81	31.33	1979.39	11/05/07	11/07/2007	Unfiltered			<5				<5	<0.2	<0.5		
MW-81	25.74	1984.981	02/19/08	03/05/2008	Unfiltered			<5				<5	<1	<1		
MW-81	26.02	1984.70	05/12/08	05/30/2008	Unfiltered			<5				<5	<1	<1		
MW-81	27.97	1982.751	08/11/08	08/14/2008	Unfiltered			<5				<5	<0.2	<0.5		
MW-81	26.59	1984.131	05/14/2010	06/14/2010	Unfiltered	0.14		<1.2			2.3	<0.95	<0.29	<0.15		
MW-82	25.83	1948.34	08/11/08	08/19/2008	Unfiltered	<0.6		<5			3.8	<5	<0.2	<0.5		

Consolidation Data Summary Table - Groundwater
Beaumont Site 1

	Water Level Data						Volatile Organics									
Sample Location	Depth to Water (feet below ground surface)	Groundwater Elevation (feet above mean sea level)	Elevation Date	Sample Date	Filter Status	Styrene -ug/L	Toluene -ug/L	1,1,1,2-Tetrachloroethane -ug/L	1,1,1-Trichloroethane -ug/L	1,1,2-Trichloroethane -ug/L	1,2,3-Trichlorobenzene -ug/L	1,2,4-Trichlorobenzene -ug/L	Trichloroethene -ug/L	1,2,3-Trichloropropane -ug/L	Trichlorofluoromethane -ug/L	1,1,2-Trichloro-1,2,2-Trifluoroethane -ug/L
MW-78	85.23	2097.399	08/13/08	08/21/2008	Unfiltered	<0.2	0.29 Jq		<0.2	<0.2			2			
MW-78	88.32	2094.31	05/08/09	06/10/2009	Unfiltered	<0.30	<0.33	<0.35	<0.45	<0.54	<0.31	<0.49	1.5	<1.3	<0.31	<0.64
MW-78	90.22	2092.409	05/14/2010	06/08/2010	Unfiltered	<0.22	0.23 Jq		<0.12	<0.31			1.4	<0.29	<0.16	
MW-79A	38.31	2103.69	09/11/07	09/27/2007	Unfiltered	<0.2	1.1 Bk		<0.2	<0.2			<0.2			
MW-79A	39.26	2102.74	11/05/07	11/12/2007	Unfiltered	<0.2	0.28 Jq		<0.2	<0.2			<0.2			
MW-79A	37.35	2104.652	02/20/08	03/06/2008	Unfiltered	<1	<1		<1	<1			<1			
MW-79A	37.10	2104.90	05/13/08	06/05/2008	Unfiltered	<1	<1		<1	<1			<1			
MW-79A	38.71	2103.292	08/12/08	08/21/2008	Unfiltered	<0.2	<0.2		<0.2	<0.2			0.27 Jq			
MW-79A	43.35	2098.652	05/14/2010	06/09/2010	Unfiltered	<0.22	<0.22		<0.12	<0.31			<0.17	<0.29	<0.16	
MW-79C	36.33	2105.74	11/05/07	11/17/2007	Unfiltered	<0.2	0.22 Jq		0.24 Jq	<0.2			6.2			
MW-79C	39.41	2102.664	02/20/08	03/07/2008	Unfiltered	<1	<1		<1	<1			7.2			
MW-79C	34.02	2108.05	05/13/08	06/09/2008	Unfiltered	<1	<1		<1	<1			6.7			
MW-79C	35.62	2106.454	08/12/08	08/21/2008	Unfiltered	<0.2	<0.2		0.23 Jq	<0.2			6.1			
MW-79C	40.75	2101.324	05/14/2010	06/09/2010	Unfiltered	<0.22	<0.22		0.26 Jq	<0.31			8.0	<0.29	<0.16	
MW-80	0.00	0.00	09/11/07	09/28/2007	Unfiltered	<0.2	<0.2		<0.2	<0.2			0.45 Jq			
MW-80	0.00	0.00	11/05/07	11/12/2007	Unfiltered	<0.2	<0.2		<0.2	<0.2			0.37 Jq			
MW-80	0.00	2070.47	02/20/08	03/10/2008	Unfiltered	<1	<1		<1	<1			<1			
MW-80	0.00	2070.47	05/13/08	06/02/2008	Unfiltered	<1	<1		<1	<1			<1			
MW-80	(1.25 PSI)	2073.3575	08/13/08	08/21/2008	Unfiltered	<0.2	<0.2		<0.2	<0.2			1.2			
MW-80	2.92	2067.55	11/04/2009	11/23/2009	Unfiltered	<0.22	<0.22		<0.12	<0.31			0.61	<0.29	<0.16	
MW-80	0.10 PSI	2070.701	05/14/2010	06/15/2010	Unfiltered	<0.22	<0.22		<0.12	<0.31			0.44 Jq	<0.29	<0.16	
MW-81	31.28	1979.44	09/10/07	09/25/2007	Unfiltered	<0.2	1.3		<0.2	<0.2			<0.2			
MW-81	31.33	1979.39	11/05/07	11/07/2007	Unfiltered	<0.2	1.4		<0.2	<0.2			<0.2			
MW-81	25.74	1984.981	02/19/08	03/05/2008	Unfiltered	<1	<1		<1	<1			<1			
MW-81	26.02	1984.70	05/12/08	05/30/2008	Unfiltered	<1	<1		<1	<1			<1			
MW-81	27.97	1982.751	08/11/08	08/14/2008	Unfiltered	<0.2	<0.2		<0.2	<0.2			<0.2			
MW-81	26.59	1984.131	05/14/2010	06/14/2010	Unfiltered	<0.22	<0.22		<0.12	<0.31			<0.17	<0.29	<0.16	
MW-82	25.83	1948.34	08/11/08	08/19/2008	Unfiltered	<0.2	<0.2		<0.2	<0.2			<0.2			

Consolidation Data Summary Table - Groundwater
Beaumont Site 1

	Water Level Data					Volatile Organics							
Sample Location	Depth to Water (feet below ground surface)	Groundwater Elevation (feet above mean sea level)	Elevation Date	Sample Date	Filter Status	1,2,4-Trimethylbenzene -ug/L	1,3,5-Trimethylbenzene -ug/L	1,1,2,2-Tetrachloroethane -ug/L	Tetrachloroethene (PCE) -ug/L	Vinyl Acetate -ug/L	Vinyl Chloride -ug/L	m,p-Xylenes -ug/L	o-Xylene -ug/L
MW-78	85.23	2097.399	08/13/08	08/21/2008	Unfiltered			<0.2	<0.2		<0.2	<0.5	<0.2
MW-78	88.32	2094.31	05/08/09	06/10/2009	Unfiltered	<0.24	<0.23	<0.44	<0.51	<7.1	<0.33	<0.45	<0.24
MW-78	90.22	2092.409	05/14/2010	06/08/2010	Unfiltered			<0.29	<0.17	<0.48	<0.13	<0.36	<0.41
MW-79A	38.31	2103.69	09/11/07	09/27/2007	Unfiltered			<0.2	<0.2		<0.2	<0.5	<0.2
MW-79A	39.26	2102.74	11/05/07	11/12/2007	Unfiltered			<0.2	<0.2		<0.2	<0.5	<0.2
MW-79A	37.35	2104.652	02/20/08	03/06/2008	Unfiltered			<1	<1		<1	<2	<1
MW-79A	37.10	2104.90	05/13/08	06/05/2008	Unfiltered			<1	<1		<1	<2	<1
MW-79A	38.71	2103.292	08/12/08	08/21/2008	Unfiltered			<0.2	<0.2		<0.2	<0.5	<0.2
MW-79A	43.35	2098.652	05/14/2010	06/09/2010	Unfiltered			<0.29	<0.17	<0.48	<0.13	<0.36	<0.41
MW-79C	36.33	2105.74	11/05/07	11/17/2007	Unfiltered			<0.2	<0.2		<0.2	<0.5	<0.2
MW-79C	39.41	2102.664	02/20/08	03/07/2008	Unfiltered			<1	<1		<1	<2	<1
MW-79C	34.02	2108.05	05/13/08	06/09/2008	Unfiltered			<1	<1		<1	<2	<1
MW-79C	35.62	2106.454	08/12/08	08/21/2008	Unfiltered			<0.2	<0.2		<0.2	<0.5	<0.2
MW-79C	40.75	2101.324	05/14/2010	06/09/2010	Unfiltered			<0.29	<0.17	<0.48	<0.13	<0.36	<0.41
MW-80	0.00	0.00	09/11/07	09/28/2007	Unfiltered			<0.2	<0.2		<0.2	<0.5	<0.2
MW-80	0.00	0.00	11/05/07	11/12/2007	Unfiltered			<0.2	<0.2		<0.2	<0.5	<0.2
MW-80	0.00	2070.47	02/20/08	03/10/2008	Unfiltered			<1	<1		<1	<2	<1
MW-80	0.00	2070.47	05/13/08	06/02/2008	Unfiltered			<1	<1		<1	<2	<1
MW-80	(1.25 PSI)	2073.3575	08/13/08	08/21/2008	Unfiltered			<0.2	<0.2		<0.2	<0.5	<0.2
MW-80	2.92	2067.55	11/04/2009	11/23/2009	Unfiltered			<0.29	<0.17	<0.48	<0.13	<0.36	<0.41
MW-80	0.10 PSI	2070.701	05/14/2010	06/15/2010	Unfiltered			<0.29	<0.17	<0.48	0.15 Jq	<0.36	<0.41
MW-81	31.28	1979.44	09/10/07	09/25/2007	Unfiltered			<0.2	<0.2		<0.2	<0.5	<0.2
MW-81	31.33	1979.39	11/05/07	11/07/2007	Unfiltered			<0.2	<0.2		<0.2	<0.5	<0.2
MW-81	25.74	1984.981	02/19/08	03/05/2008	Unfiltered			<1	<1		<1	<2	<1
MW-81	26.02	1984.70	05/12/08	05/30/2008	Unfiltered			<1	<1		<1	<2	<1
MW-81	27.97	1982.751	08/11/08	08/14/2008	Unfiltered			<0.2	<0.2		<0.2	<0.5	<0.2
MW-81	26.59	1984.131	05/14/2010	06/14/2010	Unfiltered			<0.29	<0.17	<0.48	<0.13	<0.36	<0.41
MW-82	25.83	1948.34	08/11/08	08/19/2008	Unfiltered			<0.2	<0.2		<0.2	<0.5	<0.2

Consolidation Data Summary Table - Groundwater
Beaumont Site 1

	Water Level Data					Volatile Organics										
Sample Location	Depth to Water (feet below ground surface)	Groundwater Elevation (feet above mean sea level)	Elevation Date	Sample Date	Filter Status	1,4-Dioxane -ug/L	N-Nitrosodimethylamine -ng/L	Acetone -ug/L	Bromodichloromethane -ug/L	2-Butanone -ug/L	Bromobenzene -ug/L	Bromochloromethane -ug/L	Bromomethane -ug/L	Bromoform -ug/L	n-Butylbenzene -ug/L	sec-Butylbenzene -ug/L
MW-82	25.87	1948.3	12/04/08	11/07/2008	Unfiltered	2		<5	<0.2	<5			<0.2	<0.3		
MW-82	23.59	1950.58	02/26/09	03/25/2009	Unfiltered	2.2		<5	<0.2	<5			<0.2	<0.3		
MW-82	23.70	1950.47	05/11/09	06/11/2009	Unfiltered	3.6		<9.1	<0.33	<6.9	<0.33	<0.69	<4.3	<0.55	<0.28	<0.20
MW-82	26.17	1948.00	08/12/2009	08/25/2009	Unfiltered	3.6		<5	<0.11	<1.2			<0.48	<0.13		
MW-82	27.10	1947.07	11/09/2009	11/13/2009	Unfiltered	3.7		<5.0	<0.11	<1.2			<0.48	<0.13		
MW-82	23.85	1950.32	03/26/10	3/30/2010	Unfiltered	2.9		<5.0	<0.11	<1.2			<0.48	<0.13		
MW-82	23.68	1950.49	05/14/2010	05/06/2010	Unfiltered	3.0		<5.0	<0.11	<1.2			<0.48	<0.13		
MW-82	25.51	1948.66	8/31/2010	9/15/2010	Unfiltered	3.5		<5.0	<0.11	<1.2			<0.48	<0.13		
MW-82	25.06	1949.11	12/15/2010	1/10/2011	Unfiltered	3.2		<5.0	<0.11	<1.2			<0.48	<0.50		
MW-83	25.76	1951.17	08/11/08	08/19/2008	Unfiltered	3.9		<5	<0.2	<5			<0.2	<0.3		
MW-83	25.27	1951.66	12/04/08	11/07/2008	Unfiltered	3.5		<5	<0.2	<5			<0.2	<0.3		
MW-83	22.09	1954.84	02/26/09	03/24/2009	Unfiltered	1.6		<5	<0.2	<5			<0.2	<0.3		
MW-83	22.40	1954.53	05/11/09	06/10/2009	Unfiltered	3.8		<9.1	<0.33	<6.9	<0.33	<0.69	<4.3	<0.55	<0.28	<0.20
MW-83	25.50	1951.43	08/12/2009	08/25/2009	Unfiltered	5.3		<5	<0.11	<1.2			<0.48	<0.13		
MW-83	26.95	1949.98	11/09/2009	11/13/2009	Unfiltered	5.1		<5.0	<0.11	<1.2			<0.48	<0.13		
MW-83	22.21	1954.72	03/26/10	3/30/2010	Unfiltered	2.8		<5.0	<0.11	<1.2			<0.48	<0.13		
MW-83	22.24	1954.69	05/14/2010	05/05/2010	Unfiltered	3.1		<5.0	<0.11	<1.2			<0.48	<0.13		
MW-83	24.30	1952.63	8/31/2010	9/15/2010	Unfiltered	4.0		<5.0	<0.11	<1.2			<0.48	<0.13		
MW-83	23.91	1953.02	12/15/2010	1/10/2011	Unfiltered	2.4		<5.0	<0.11	<1.2			<0.48	<0.50		
MW-84A	62.43	1947.59	02/26/09	02/04/2009	Unfiltered	<0.59		<5	<0.2	<5			<0.2	<0.3		
MW-84A	62.43	1947.59	02/26/09	03/05/2009	Unfiltered	<0.6		<5	<0.2	<5			<0.2	<0.3		
MW-84A	62.52	1947.50	05/11/09	06/02/2009	Unfiltered	<0.40		<9.1	<0.33	<6.9	<0.33	<0.69	<4.3	<0.55	<0.28	<0.20
MW-84A	62.85	1947.17	08/13/2009	08/18/2009	Unfiltered	<0.10		<5.0	<0.11	<1.2			<0.48	<0.13		
MW-84A	63.21	1946.81	11/09/2009	11/20/2009	Unfiltered	<0.10		<5.0	<0.11	<1.2			<0.48	<0.13		
MW-84A	63.34	1946.68	05/14/2010	06/11/2010	Unfiltered	<0.10		<5.0	<0.11	<1.2			<0.48	<0.13		
MW-84B	65.02	1946.17	02/26/09	02/11/2009	Unfiltered	<0.59		<5	<0.2	<5			<0.2	<0.3		
MW-84B	65.02	1946.17	02/26/09	03/05/2009	Unfiltered	<0.58		<5	<0.2	<5			<0.2	<0.3		
MW-84B	65.05	1946.14	05/11/09	06/02/2009	Unfiltered	<0.40		<9.1	<0.33	<6.9	<0.33	<0.69	<4.3	<0.55	<0.28	<0.20

Consolidation Data Summary Table - Groundwater
Beaumont Site 1

	Water Level Data					Volatile Organics									
Sample Location	Depth to Water (feet below ground surface)	Groundwater Elevation (feet above mean sea level)	Elevation Date	Sample Date	Filter Status	tert-Butylbenzene -ug/L	Benzene -ug/L	Carbon Disulfide -ug/L	Chlorobenzene -ug/L	2-Chlorotoluene -ug/L	4-Chlorotoluene -ug/L	Chloroethane -ug/L	Chloromethane -ug/L	Carbon Tetrachloride -ug/L	Chloroform -ug/L
MW-82	25.87	1948.3	12/04/08	11/07/2008	Unfiltered		<0.2	0.54 Jq	<0.2			<0.2	<0.2	<0.2	<0.2
MW-82	23.59	1950.58	02/26/09	03/25/2009	Unfiltered		<0.2	<0.2	<0.2			<0.2	<0.2	<0.2	<0.2
MW-82	23.70	1950.47	05/11/09	06/11/2009	Unfiltered	<0.28	<0.28	<1.9	<0.22	<0.55	<0.21	<1.3	<0.49	<0.43	<0.33
MW-82	26.17	1948.00	08/12/2009	08/25/2009	Unfiltered		<0.14	<0.36	<0.23			<0.35	<0.36	<0.15	<0.17
MW-82	27.10	1947.07	11/09/2009	11/13/2009	Unfiltered		<0.14	<0.36	<0.23			<0.35	<0.36	<0.15	<0.17
MW-82	23.85	1950.32	03/26/10	3/30/2010	Unfiltered		<0.14	<0.36	<0.23			<0.35	<0.36	<0.15	<0.17
MW-82	23.68	1950.49	05/14/2010	05/06/2010	Unfiltered		<0.14	<0.36	<0.23			<0.35	<0.36	<0.15	<0.17
MW-82	25.51	1948.66	8/31/2010	9/15/2010	Unfiltered		<0.14	<0.36	<0.23			<0.35	<0.36	<0.15	<0.17
MW-82	25.06	1949.11	12/15/2010	1/10/2011	Unfiltered		<0.14	<0.36	<0.23			<0.35	<0.36	<0.15	<0.46
MW-83	25.76	1951.17	08/11/08	08/19/2008	Unfiltered		<0.2	<0.2	<0.2			<0.2	<0.2	<0.2	<0.2
MW-83	25.27	1951.66	12/04/08	11/07/2008	Unfiltered		<0.2	0.35 Jq	<0.2			<0.2	<0.2	<0.2	<0.2
MW-83	22.09	1954.84	02/26/09	03/24/2009	Unfiltered		<0.2	<0.2	<0.2			<0.2	<0.2	<0.2	<0.2
MW-83	22.40	1954.53	05/11/09	06/10/2009	Unfiltered	<0.28	<0.28	<1.9	<0.22	<0.55	<0.21	<1.3	<0.49	<0.43	<0.33
MW-83	25.50	1951.43	08/12/2009	08/25/2009	Unfiltered		<0.14	<0.36	<0.23			<0.35	<0.36	<0.15	<0.17
MW-83	26.95	1949.98	11/09/2009	11/13/2009	Unfiltered		<0.14	<0.36	<0.23			<0.35	<0.36	<0.15	<0.17
MW-83	22.21	1954.72	03/26/10	3/30/2010	Unfiltered		<0.14	<0.36	<0.23			<0.35	<0.36	<0.15	<0.17
MW-83	22.24	1954.69	05/14/2010	05/05/2010	Unfiltered		<0.14	<0.36	<0.23			<0.35	<0.36	<0.15	<0.17
MW-83	24.30	1952.63	8/31/2010	9/15/2010	Unfiltered		<0.14	<0.36	<0.23			<0.35	<0.36	<0.15	<0.17
MW-83	23.91	1953.02	12/15/2010	1/10/2011	Unfiltered		<0.14	<0.36	<0.23			<0.35	<0.36	<0.15	<0.46
MW-84A	62.43	1947.59	02/26/09	02/04/2009	Unfiltered		<0.2	0.38 Jq	<0.2			<0.2	<0.2	<0.2	<0.2
MW-84A	62.43	1947.59	02/26/09	03/05/2009	Unfiltered		<0.2	1.6	<0.2			<0.2	<0.2	<0.2	<0.2
MW-84A	62.52	1947.50	05/11/09	06/02/2009	Unfiltered	<0.28	<0.28	3.2 Jq	<0.22	<0.55	<0.21	<1.3	<0.49	<0.43	<0.33
MW-84A	62.85	1947.17	08/13/2009	08/18/2009	Unfiltered		<0.14	2.8	<0.23			<0.35	<0.36	<0.15	<0.17
MW-84A	63.21	1946.81	11/09/2009	11/20/2009	Unfiltered		<0.14	2.1	<0.23			<0.35	<0.36	<0.15	<0.17
MW-84A	63.34	1946.68	05/14/2010	06/11/2010	Unfiltered		<0.14	0.96	<0.23			<0.35	<0.36	<0.15	<0.17
MW-84B	65.02	1946.17	02/26/09	02/11/2009	Unfiltered		<0.2	3.7	<0.2			<0.2	<0.2	<0.2	0.37 Jq
MW-84B	65.02	1946.17	02/26/09	03/05/2009	Unfiltered		<0.2	3.8	<0.2			<0.2	<0.2	<0.2	0.22 Jq
MW-84B	65.05	1946.14	05/11/09	06/02/2009	Unfiltered	<0.28	<0.28	<1.9	<0.22	<0.55	<0.21	<1.3	<0.49	<0.43	<0.33

Consolidation Data Summary Table - Groundwater
Beaumont Site 1

	Water Level Data					Volatile Organics									
Sample Location	Depth to Water (feet below ground surface)	Groundwater Elevation (feet above mean sea level)	Elevation Date	Sample Date	Filter Status	Dibromochloromethane -ug/L	1,2-Dibromo-3-Chloropropane -ug/L	Dibromomethane -ug/L	1,1-Dichloroethane -ug/L	1,2-Dichloroethane -ug/L	1,2-Dichlorobenzene -ug/L	1,3-Dichlorobenzene -ug/L	1,4-Dichlorobenzene -ug/L	1,1-Dichloroethene -ug/L	cis-1,2-Dichloroethene -ug/L
MW-82	25.87	1948.3	12/04/08	11/07/2008	Unfiltered	<0.2			<0.2	<0.2				<0.2	<0.2
MW-82	23.59	1950.58	02/26/09	03/25/2009	Unfiltered	<0.2			<0.2	<0.2				<0.2	<0.2
MW-82	23.70	1950.47	05/11/09	06/11/2009	Unfiltered	<0.48	<3.1	<0.59	<0.37	<0.31	<0.27 Rcd	<0.28	<0.21	<0.40	<0.49
MW-82	26.17	1948.00	08/12/2009	08/25/2009	Unfiltered	<0.37			<0.098	<0.21	<0.2	<0.15	<0.072	<0.12	<0.18
MW-82	27.10	1947.07	11/09/2009	11/13/2009	Unfiltered	<0.37			<0.098	<0.21	<0.20	<0.15	<0.072	<0.12	<0.18
MW-82	23.85	1950.32	03/26/10	3/30/2010	Unfiltered	<0.37			<0.098	<0.21	<0.20	<0.15	<0.072	0.12 Jq	<0.18
MW-82	23.68	1950.49	05/14/2010	05/06/2010	Unfiltered	<0.37			<0.098	<0.21	<0.20	<0.15	<0.072	<0.12	<0.18
MW-82	25.51	1948.66	8/31/2010	9/15/2010	Unfiltered	<0.37			<0.098	<0.21	<0.20	<0.15	<0.072	<0.12	<0.18
MW-82	25.06	1949.11	12/15/2010	1/10/2011	Unfiltered	<0.37			<0.098	<0.21	<0.20	<0.15	<0.072	<0.12	<0.18
MW-83	25.76	1951.17	08/11/08	08/19/2008	Unfiltered	<0.2			<0.2	<0.2				0.34 Jq	<0.2
MW-83	25.27	1951.66	12/04/08	11/07/2008	Unfiltered	<0.2			<0.2	<0.2				0.47 Jq	<0.2
MW-83	22.09	1954.84	02/26/09	03/24/2009	Unfiltered	<0.2			<0.2	<0.2				<0.2	<0.2
MW-83	22.40	1954.53	05/11/09	06/10/2009	Unfiltered	<0.48	<3.1	<0.59	<0.37	<0.31	<0.27	<0.28	<0.21	<0.40 Rd	<0.49
MW-83	25.50	1951.43	08/12/2009	08/25/2009	Unfiltered	<0.37			0.16 Jq	<0.21	<0.2	<0.15	<0.072	0.44 Jq	<0.18
MW-83	26.95	1949.98	11/09/2009	11/13/2009	Unfiltered	<0.37			0.15 Jq	<0.21	<0.20	<0.15	<0.072	0.55	<0.18
MW-83	22.21	1954.72	03/26/10	3/30/2010	Unfiltered	<0.37			<0.098	<0.21	<0.20	<0.15	<0.072	<0.12	<0.18
MW-83	22.24	1954.69	05/14/2010	05/05/2010	Unfiltered	<0.37			<0.098	<0.21	<0.20	<0.15	<0.072	<0.12	<0.18
MW-83	24.30	1952.63	8/31/2010	9/15/2010	Unfiltered	<0.37			<0.098	<0.21	<0.20	<0.15	<0.072	<0.12	<0.18
MW-83	23.91	1953.02	12/15/2010	1/10/2011	Unfiltered	<0.37			<0.098	<0.21	<0.20	<0.15	<0.072	<0.12	<0.18
MW-84A	62.43	1947.59	02/26/09	02/04/2009	Unfiltered	<0.2			<0.2	<0.2				<0.2	<0.2
MW-84A	62.43	1947.59	02/26/09	03/05/2009	Unfiltered	<0.2			<0.2	<0.2				<0.2	<0.2
MW-84A	62.52	1947.50	05/11/09	06/02/2009	Unfiltered	<0.48	<3.1	<0.59	<0.37	<0.31	<0.27	<0.28	<0.21	<0.40	<0.49
MW-84A	62.85	1947.17	08/13/2009	08/18/2009	Unfiltered	<0.37			<0.098	<0.21	<0.20	<0.15	<0.072	<0.12	<0.18
MW-84A	63.21	1946.81	11/09/2009	11/20/2009	Unfiltered	<0.37			<0.098	<0.21	<0.20	<0.15	<0.072	<0.12	<0.18
MW-84A	63.34	1946.68	05/14/2010	06/11/2010	Unfiltered	<0.37			<0.098	<0.21	<0.20	<0.15	<0.072	<0.12	<0.18
MW-84B	65.02	1946.17	02/26/09	02/11/2009	Unfiltered	<0.2			<0.2	<0.2				<0.2	<0.2
MW-84B	65.02	1946.17	02/26/09	03/05/2009	Unfiltered	<0.2			<0.2	<0.2				<0.2	<0.2
MW-84B	65.05	1946.14	05/11/09	06/02/2009	Unfiltered	<0.48	<3.1	<0.59	<0.37	<0.31	<0.27	<0.28	<0.21	<0.40	<0.49

Consolidation Data Summary Table - Groundwater
Beaumont Site 1

	Water Level Data						Volatile Organics									
Sample Location	Depth to Water (feet below ground surface)	Groundwater Elevation (feet above mean sea level)	Elevation Date	Sample Date	Filter Status	trans-1,2-Dichloroethene -ug/L	1,1-Dichloropropene -ug/L	cis-1,3-Dichloropropene -ug/L	trans-1,3-Dichloropropene -ug/L	1,2-Dichloropropane -ug/L	1,3-Dichloropropane -ug/L	2,2-Dichloropropane -ug/L	1,2-Dibromoethane -ug/L	Dichlorodifluoromethane -ug/L	Ethylbenzene -ug/L	Ethene -ug/L
MW-82	25.87	1948.3	12/04/08	11/07/2008	Unfiltered	<0.2		<0.2	<0.2	<0.2					<0.2	<0.6
MW-82	23.59	1950.58	02/26/09	03/25/2009	Unfiltered	<0.2		<0.2	<0.2	<0.2					<0.2	<0.6
MW-82	23.70	1950.47	05/11/09	06/11/2009	Unfiltered	<0.40	<0.26	<0.28	<0.36	<0.38	<0.38	<0.46	<0.47	<0.49	<0.22	<0.0933
MW-82	26.17	1948.00	08/12/2009	08/25/2009	Unfiltered	<0.1		<0.3	<0.24	<0.19					<0.26	0.009 Jq
MW-82	27.10	1947.07	11/09/2009	11/13/2009	Unfiltered	<0.10		<0.30	<0.24	<0.19					<0.26	<0.01
MW-82	23.85	1950.32	03/26/10	3/30/2010	Unfiltered	<0.10		<0.30	<0.24	<0.19					<0.26	0.02 Jq
MW-82	23.68	1950.49	05/14/2010	05/06/2010	Unfiltered	<0.10		<0.30	<0.24	<0.19					<0.26	<0.02
MW-82	25.51	1948.66	8/31/2010	9/15/2010	Unfiltered	<0.10		<0.30	<0.24	<0.19					<0.26	<0.02
MW-82	25.06	1949.11	12/15/2010	1/10/2011	Unfiltered	<0.10		<0.30	<0.24	<0.19					<0.26	0.06 Jq
MW-83	25.76	1951.17	08/11/08	08/19/2008	Unfiltered	<0.2		<0.2	<0.2	<0.2					<0.2	<0.6
MW-83	25.27	1951.66	12/04/08	11/07/2008	Unfiltered	<0.2		<0.2	<0.2	<0.2					<0.2	<0.6
MW-83	22.09	1954.84	02/26/09	03/24/2009	Unfiltered	<0.2		<0.2	<0.2	<0.2					<0.2	<0.6
MW-83	22.40	1954.53	05/11/09	06/10/2009	Unfiltered	<0.40	<0.26	<0.28	<0.36	<0.38	<0.38	<0.46	<0.47	<0.49	<0.22	<0.0933
MW-83	25.50	1951.43	08/12/2009	08/25/2009	Unfiltered	<0.1		<0.3	<0.24	<0.19					<0.26	0.007 Jq
MW-83	26.95	1949.98	11/09/2009	11/13/2009	Unfiltered	<0.10		<0.30	<0.24	<0.19					<0.26	<0.01
MW-83	22.21	1954.72	03/26/10	3/30/2010	Unfiltered	<0.10		<0.30	<0.24	<0.19					<0.26	<0.01
MW-83	22.24	1954.69	05/14/2010	05/05/2010	Unfiltered	<0.10		<0.30	<0.24	<0.19					<0.26	<0.02
MW-83	24.30	1952.63	8/31/2010	9/15/2010	Unfiltered	<0.10		<0.30	<0.24	<0.19					<0.26	<0.02
MW-83	23.91	1953.02	12/15/2010	1/10/2011	Unfiltered	<0.10		<0.30	<0.24	<0.19					<0.26	<0.02
MW-84A	62.43	1947.59	02/26/09	02/04/2009	Unfiltered	<0.2		<0.2	<0.2	<0.2					<0.2	
MW-84A	62.43	1947.59	02/26/09	03/05/2009	Unfiltered	<0.2		<0.2	<0.2	<0.2					<0.2	
MW-84A	62.52	1947.50	05/11/09	06/02/2009	Unfiltered	<0.40	<0.26	<0.28	<0.36	<0.38	<0.38	<0.46	<0.47	<0.49	<0.22	
MW-84A	62.85	1947.17	08/13/2009	08/18/2009	Unfiltered	<0.10		<0.30	<0.24	<0.19					<0.26	
MW-84A	63.21	1946.81	11/09/2009	11/20/2009	Unfiltered	<0.10		<0.30	<0.24	<0.19					<0.26	
MW-84A	63.34	1946.68	05/14/2010	06/11/2010	Unfiltered	<0.10		<0.30	<0.24	<0.19					<0.26	1.9
MW-84B	65.02	1946.17	02/26/09	02/11/2009	Unfiltered	<0.2		<0.2	<0.2	<0.2					<0.2	
MW-84B	65.02	1946.17	02/26/09	03/05/2009	Unfiltered	<0.2		<0.2	<0.2	<0.2					<0.2	
MW-84B	65.05	1946.14	05/11/09	06/02/2009	Unfiltered	<0.40	<0.26	<0.28	<0.36	<0.38	<0.38	<0.46	<0.47	<0.49	<0.22	

Consolidation Data Summary Table - Groundwater
Beaumont Site 1

	Water Level Data					Volatile Organics										
Sample Location	Depth to Water (feet below ground surface)	Groundwater Elevation (feet above mean sea level)	Elevation Date	Sample Date	Filter Status	Ethane -ug/L	Hexachlorobutadiene -ug/L	2-Hexanone -ug/L	p-Isopropyltoluene -ug/L	Isopropylbenzene -ug/L	Methane -ug/L	4-Methyl-2-Pentanone -ug/L	Methyl tert-butyl ether (MTBE) -ug/L	Methylene Chloride -ug/L	Naphthalene -ug/L	n-Propylbenzene -ug/L
MW-82	25.87	1948.3	12/04/08	11/07/2008	Unfiltered	<0.6		<5			0.89 Jq	<5	<0.2	<0.5		
MW-82	23.59	1950.58	02/26/09	03/25/2009	Unfiltered	<0.6		<5			3.7	<5	<0.2	<0.5		
MW-82	23.70	1950.47	05/11/09	06/11/2009	Unfiltered	<0.00547		<6.9	<0.26	<0.23	0.450 Jq	<4.4	<0.30	<2.6	<2.5	<0.79
MW-82	26.17	1948.00	08/12/2009	08/25/2009	Unfiltered	0.007 Jq		<1.2			1.2 Jf	<0.95	<0.29	<0.15		
MW-82	27.10	1947.07	11/09/2009	11/13/2009	Unfiltered	<0.01		<1.2			0.05 BJaq	<0.95	<0.29	<0.15		
MW-82	23.85	1950.32	03/26/10	3/30/2010	Unfiltered	0.01 Jq		<1.2			0.74	<0.95	<0.29	<0.15		
MW-82	23.68	1950.49	05/14/2010	05/06/2010	Unfiltered	<0.01		<1.2			0.35	<0.95	<0.29	0.89 Jq		
MW-82	25.51	1948.66	8/31/2010	9/15/2010	Unfiltered	<0.01		<1.2			0.13 Ba	<0.95	<0.29	<0.15		
MW-82	25.06	1949.11	12/15/2010	1/10/2011	Unfiltered	<0.01		<1.2			0.38 Ba	<0.95	<0.43	<0.15		
MW-83	25.76	1951.17	08/11/08	08/19/2008	Unfiltered	<0.6		<5			3.7	<5	<0.2	<0.5		
MW-83	25.27	1951.66	12/04/08	11/07/2008	Unfiltered	<0.6		<5			3	<5	<0.2	<0.5		
MW-83	22.09	1954.84	02/26/09	03/24/2009	Unfiltered	<0.6		<5			<0.6	<5	<0.2	<0.5		
MW-83	22.40	1954.53	05/11/09	06/10/2009	Unfiltered	<0.00547		<6.9	<0.26	<0.23	0.420 Jq	<4.4	<0.30	<2.6	<2.5	<0.79
MW-83	25.50	1951.43	08/12/2009	08/25/2009	Unfiltered	0.002 Jq		<1.2			1.3	<0.95	<0.29	<0.15		
MW-83	26.95	1949.98	11/09/2009	11/13/2009	Unfiltered	<0.01		<1.2			4.6	<0.95	<0.29	<0.15		
MW-83	22.21	1954.72	03/26/10	3/30/2010	Unfiltered	<0.01		<1.2			<0.02	<0.95	<0.29	<0.15		
MW-83	22.24	1954.69	05/14/2010	05/05/2010	Unfiltered	<0.01		<1.2			<0.02	<0.95	<0.29	0.20 Jq		
MW-83	24.30	1952.63	8/31/2010	9/15/2010	Unfiltered	<0.01		<1.2			0.19 Ba	<0.95	<0.29	<0.15		
MW-83	23.91	1953.02	12/15/2010	1/10/2011	Unfiltered	<0.01		<1.2			0.04 BJaq	<0.95	<0.43	2.2 BJaq		
MW-84A	62.43	1947.59	02/26/09	02/04/2009	Unfiltered			<5				<5	<0.2	<0.5		
MW-84A	62.43	1947.59	02/26/09	03/05/2009	Unfiltered			<5				<5	<0.2	<0.5		
MW-84A	62.52	1947.50	05/11/09	06/02/2009	Unfiltered			<6.9	<0.26	<0.23		<4.4	<0.30	<2.6	<2.5	<0.79
MW-84A	62.85	1947.17	08/13/2009	08/18/2009	Unfiltered			<1.2				<0.95	<0.29	0.26 Jq		
MW-84A	63.21	1946.81	11/09/2009	11/20/2009	Unfiltered			<1.2				<0.95	<0.29	<0.15		
MW-84A	63.34	1946.68	05/14/2010	06/11/2010	Unfiltered	0.74		<1.2			170	<0.95	<0.29	<0.15		
MW-84B	65.02	1946.17	02/26/09	02/11/2009	Unfiltered			<5				<5	<0.2	<0.5		
MW-84B	65.02	1946.17	02/26/09	03/05/2009	Unfiltered			<5				<5	<0.2	<0.5		
MW-84B	65.05	1946.14	05/11/09	06/02/2009	Unfiltered			<6.9	<0.26	<0.23		<4.4	<0.30	<2.6	<2.5	<0.79

Consolidation Data Summary Table - Groundwater
Beaumont Site 1

	Water Level Data					Volatile Organics										
Sample Location	Depth to Water (feet below ground surface)	Groundwater Elevation (feet above mean sea level)	Elevation Date	Sample Date	Filter Status	Styrene -ug/L	Toluene -ug/L	1,1,1,2-Tetrachloroethane -ug/L	1,1,1-Trichloroethane -ug/L	1,1,2-Trichloroethane -ug/L	1,2,3-Trichlorobenzene -ug/L	1,2,4-Trichlorobenzene -ug/L	Trichloroethene -ug/L	1,2,3-Trichloropropane -ug/L	Trichlorofluoromethane -ug/L	1,1,2-Trichloro-1,2,2-Trifluoroethane -ug/L
MW-82	25.87	1948.3	12/04/08	11/07/2008	Unfiltered	<0.2	<0.2		<0.2	<0.2			<0.2			
MW-82	23.59	1950.58	02/26/09	03/25/2009	Unfiltered	<0.2	<0.2		<0.2	<0.2			<0.2			
MW-82	23.70	1950.47	05/11/09	06/11/2009	Unfiltered	<0.30	<0.33	<0.35	<0.45	<0.54	<0.31	<0.49	<0.30	<1.3	<0.31	<0.64
MW-82	26.17	1948.00	08/12/2009	08/25/2009	Unfiltered	<0.22	<0.22		<0.12	<0.31			<0.17	<0.29	<0.16	
MW-82	27.10	1947.07	11/09/2009	11/13/2009	Unfiltered	<0.22	<0.22		<0.12	<0.31			<0.17	<0.29	<0.16	
MW-82	23.85	1950.32	03/26/10	3/30/2010	Unfiltered	<0.22	<0.22		<0.12	<0.31			<0.17	<0.29	<0.16	
MW-82	23.68	1950.49	05/14/2010	05/06/2010	Unfiltered	<0.22	<0.22		<0.12	<0.31			<0.17	<0.29	<0.16	
MW-82	25.51	1948.66	8/31/2010	9/15/2010	Unfiltered	<0.22	<0.22		<0.12	<0.31			<0.17	<0.29	<0.16	
MW-82	25.06	1949.11	12/15/2010	1/10/2011	Unfiltered	<0.22	<0.22		<0.12	<0.31			<0.25	<0.29	<0.16	
MW-83	25.76	1951.17	08/11/08	08/19/2008	Unfiltered	<0.2	<0.2		<0.2	<0.2			<0.2			
MW-83	25.27	1951.66	12/04/08	11/07/2008	Unfiltered	<0.2	<0.2		<0.2	<0.2			0.31 Jq			
MW-83	22.09	1954.84	02/26/09	03/24/2009	Unfiltered	<0.2	<0.2		<0.2	<0.2			<0.2			
MW-83	22.40	1954.53	05/11/09	06/10/2009	Unfiltered	<0.30	<0.33	<0.35	<0.45	<0.54	<0.31	<0.49	<0.30	<1.3	<0.31	<0.64
MW-83	25.50	1951.43	08/12/2009	08/25/2009	Unfiltered	<0.22	<0.22		<0.12	<0.31			0.24 Jq	<0.29	<0.16	
MW-83	26.95	1949.98	11/09/2009	11/13/2009	Unfiltered	<0.22	<0.22		<0.12	<0.31			0.34 Jq	<0.29	<0.16	
MW-83	22.21	1954.72	03/26/10	3/30/2010	Unfiltered	<0.22	<0.22		<0.12	<0.31			<0.17	<0.29	<0.16	
MW-83	22.24	1954.69	05/14/2010	05/05/2010	Unfiltered	<0.22	<0.22		<0.12	<0.31			<0.17	<0.29	<0.16	
MW-83	24.30	1952.63	8/31/2010	9/15/2010	Unfiltered	<0.22	<0.22		<0.12	<0.31			<0.17	<0.29	<0.16	
MW-83	23.91	1953.02	12/15/2010	1/10/2011	Unfiltered	<0.22	<0.22		<0.12	<0.31			<0.25	<0.29	<0.16	
MW-84A	62.43	1947.59	02/26/09	02/04/2009	Unfiltered	<0.2	<0.2		<0.2	<0.2			<0.2			
MW-84A	62.43	1947.59	02/26/09	03/05/2009	Unfiltered	<0.2	<0.2		<0.2	<0.2			<0.2			
MW-84A	62.52	1947.50	05/11/09	06/02/2009	Unfiltered	<0.30	<0.33	<0.35	<0.45	<0.54	<0.31	<0.49	<0.30	<1.3	<0.31	<0.64
MW-84A	62.85	1947.17	08/13/2009	08/18/2009	Unfiltered	<0.22	<0.22		<0.12	<0.31			<0.17	<0.29	<0.16	
MW-84A	63.21	1946.81	11/09/2009	11/20/2009	Unfiltered	<0.22	<0.22		<0.12	<0.31			<0.17	<0.29	<0.16	
MW-84A	63.34	1946.68	05/14/2010	06/11/2010	Unfiltered	<0.22	<0.22		<0.12	<0.31			<0.17	<0.29	<0.16	
MW-84B	65.02	1946.17	02/26/09	02/11/2009	Unfiltered	<0.2	5.9		<0.2	<0.2			<0.2			
MW-84B	65.02	1946.17	02/26/09	03/05/2009	Unfiltered	<0.2	0.35 Jq		<0.2	<0.2			<0.2			
MW-84B	65.05	1946.14	05/11/09	06/02/2009	Unfiltered	<0.30	<0.33	<0.35	<0.45	<0.54	<0.31	<0.49	<0.30	<1.3	<0.31	<0.64

Consolidation Data Summary Table - Groundwater
Beaumont Site 1

	Water Level Data					Volatile Organics							
Sample Location	Depth to Water (feet below ground surface)	Groundwater Elevation (feet above mean sea level)	Elevation Date	Sample Date	Filter Status	1,2,4-Trimethylbenzene -ug/L	1,3,5-Trimethylbenzene -ug/L	1,1,2,2-Tetrachloroethane -ug/L	Tetrachloroethene (PCE) -ug/L	Vinyl Acetate -ug/L	Vinyl Chloride -ug/L	m,p-Xylenes -ug/L	o-Xylene -ug/L
MW-82	25.87	1948.3	12/04/08	11/07/2008	Unfiltered			<0.2	<0.2		<0.2	<0.5	<0.2
MW-82	23.59	1950.58	02/26/09	03/25/2009	Unfiltered			<0.2	<0.2		<0.2	<0.5	<0.2
MW-82	23.70	1950.47	05/11/09	06/11/2009	Unfiltered	<0.24	<0.23	<0.44	<0.51	<7.1	<0.33	<0.45	<0.24
MW-82	26.17	1948.00	08/12/2009	08/25/2009	Unfiltered			<0.29	<0.17	<0.48	<0.13	<0.36	<0.41
MW-82	27.10	1947.07	11/09/2009	11/13/2009	Unfiltered			<0.29	<0.17	<0.48	<0.13	<0.36	<0.41
MW-82	23.85	1950.32	03/26/10	3/30/2010	Unfiltered			<0.29	<0.17	<0.48	<0.13	<0.36	<0.41
MW-82	23.68	1950.49	05/14/2010	05/06/2010	Unfiltered			<0.29	<0.17	<0.48	<0.13	<0.36	<0.41
MW-82	25.51	1948.66	8/31/2010	9/15/2010	Unfiltered			<0.29	<0.17	<0.48	<0.13	<0.36	<0.41
MW-82	25.06	1949.11	12/15/2010	1/10/2011	Unfiltered			<0.29	<0.23	<0.48	<0.13	<0.36	<0.41
MW-83	25.76	1951.17	08/11/08	08/19/2008	Unfiltered			<0.2	<0.2		<0.2	<0.5	<0.2
MW-83	25.27	1951.66	12/04/08	11/07/2008	Unfiltered			<0.2	<0.2		<0.2	<0.5	<0.2
MW-83	22.09	1954.84	02/26/09	03/24/2009	Unfiltered			<0.2	<0.2		<0.2	<0.5	<0.2
MW-83	22.40	1954.53	05/11/09	06/10/2009	Unfiltered	<0.24	<0.23	<0.44	<0.51	<7.1	<0.33	<0.45	<0.24
MW-83	25.50	1951.43	08/12/2009	08/25/2009	Unfiltered			<0.29	<0.17	<0.48	<0.13	<0.36	<0.41
MW-83	26.95	1949.98	11/09/2009	11/13/2009	Unfiltered			<0.29	<0.17	<0.48	<0.13	<0.36	<0.41
MW-83	22.21	1954.72	03/26/10	3/30/2010	Unfiltered			<0.29	<0.17	<0.48	<0.13	<0.36	<0.41
MW-83	22.24	1954.69	05/14/2010	05/05/2010	Unfiltered			<0.29	<0.17	<0.48	<0.13	<0.36	<0.41
MW-83	24.30	1952.63	8/31/2010	9/15/2010	Unfiltered			<0.29	<0.17	<0.48	<0.13	<0.36	<0.41
MW-83	23.91	1953.02	12/15/2010	1/10/2011	Unfiltered			<0.29	<0.23	<0.48	<0.13	<0.36	<0.41
MW-84A	62.43	1947.59	02/26/09	02/04/2009	Unfiltered			<0.2	<0.2		<0.2	<0.5	<0.2
MW-84A	62.43	1947.59	02/26/09	03/05/2009	Unfiltered			<0.2	<0.2		<0.2	<0.5	<0.2
MW-84A	62.52	1947.50	05/11/09	06/02/2009	Unfiltered	<0.24	<0.23	<0.44	<0.51	<7.1	<0.33	<0.45	<0.24
MW-84A	62.85	1947.17	08/13/2009	08/18/2009	Unfiltered			<0.29	<0.17	<0.48	<0.13	<0.36	<0.41
MW-84A	63.21	1946.81	11/09/2009	11/20/2009	Unfiltered			<0.29	<0.17	<0.48	<0.13	<0.36	<0.41
MW-84A	63.34	1946.68	05/14/2010	06/11/2010	Unfiltered			<0.29	<0.17	<0.48	<0.13	<0.36	<0.41
MW-84B	65.02	1946.17	02/26/09	02/11/2009	Unfiltered			<0.2	<0.2		<0.2	<0.5	<0.2
MW-84B	65.02	1946.17	02/26/09	03/05/2009	Unfiltered			<0.2	<0.2		<0.2	<0.5	<0.2
MW-84B	65.05	1946.14	05/11/09	06/02/2009	Unfiltered	<0.24	<0.23	<0.44	<0.51	<7.1	<0.33	<0.45	<0.24

Consolidation Data Summary Table - Groundwater
Beaumont Site 1

	Water Level Data					Volatile Organics										
Sample Location	Depth to Water (feet below ground surface)	Groundwater Elevation (feet above mean sea level)	Elevation Date	Sample Date	Filter Status	1,4-Dioxane -ug/L	N-Nitrosodimethylamine -ng/L	Acetone -ug/L	Bromodichloromethane -ug/L	2-Butanone -ug/L	Bromobenzene -ug/L	Bromochloromethane -ug/L	Bromomethane -ug/L	Bromoform -ug/L	n-Butylbenzene -ug/L	sec-Butylbenzene -ug/L
MW-84B	65.43	1945.76	08/13/2009	08/18/2009	Unfiltered	<0.10		<5.0	<0.11	<1.2			<0.48	<0.13		
MW-84B	65.80	1945.39	11/09/2009	11/20/2009	Unfiltered	<0.10		<5.0	<0.11	<1.2			<0.48	<0.13		
MW-84B	66.95	1944.24	05/14/2010	06/11/2010	Unfiltered	<0.10		<5.0	<0.11	<1.2			<0.48	<0.13		
MW-85A	5.55	1923.76	02/26/09	02/02/2009	Unfiltered	<0.59		<2.0	<0.10	<1.0			<0.30	<0.50		
MW-85A	5.55	1923.76	02/26/09	03/02/2009	Unfiltered	0.63 Jq		<2.0	<0.10	<1.0			<0.30	<0.50		
MW-85A	6.20	1923.11	05/11/09	06/10/2009	Unfiltered	<0.40		<9.1	<0.33	<6.9	<0.33	<0.69	<4.3	<0.55	<0.28	<0.20
MW-85A	7.50	1921.81	08/13/2009	08/18/2009	Unfiltered	<0.10		<5.0	<0.11	<1.2			<0.48	<0.13		
MW-85A	8.16	1921.15	11/09/2009	11/20/2009	Unfiltered	<0.10		<5.0	<0.11	<1.2			<0.48	<0.13		
MW-85A	5.27	1924.04	05/14/2010	05/12/2010	Unfiltered	<0.10		<5.0	<0.11	<1.2			<0.48	<0.13		
MW-85A	5.27	1924.04	05/14/2010	06/09/2010	Unfiltered											
MW-85B	1.08	1927.66	02/26/09	02/04/2009	Unfiltered	<0.61		<2.0	<0.10	<1.0			<0.30	<0.50		
MW-85B	1.08	1927.66	02/26/09	03/02/2009	Unfiltered	1.5		<2.0	<0.10	<1.0			<0.30	<0.50		
MW-85B	3.22	1925.52	05/11/09	06/10/2009	Unfiltered	<0.40		<9.1	<0.33	<6.9	<0.33	<0.69	<4.3	<0.55	<0.28	<0.20
MW-85B	5.46	1923.28	08/13/2009	08/18/2009	Unfiltered	<0.10		<5.0	<0.11	<1.2			<0.48	<0.13		
MW-85B	6.19	1922.55	11/09/2009	11/18/2009	Unfiltered	<0.10		<5.0	<0.11	<1.2			<0.48	<0.13		
MW-85B	2.3	1926.44	05/14/2010	05/12/2010	Unfiltered	0.12 Jq		<5.0	<0.11	<1.2			<0.48	<0.13		
MW-85B	2.3	1926.44	05/14/2010	06/08/2010	Unfiltered											
MW-86A	14.90	1908.31	02/26/09	02/03/2009	Unfiltered	<0.56		<2.0	<0.10	<1.0			<0.30	<0.50		
MW-86A	14.90	1908.31	02/26/09	03/04/2009	Unfiltered	4.5		<2.0	<0.10	<1.0			<0.30	<0.50		
MW-86A	15.43	1907.78	05/11/09	06/10/2009	Unfiltered	<0.40		<9.1	<0.33	<6.9	<0.33	<0.69	<4.3	<0.55	<0.28	<0.20
MW-86A	16.44	1906.77	08/13/2009	08/17/2009	Unfiltered	<0.10		<5.0	<0.11	<1.2			<0.48	<0.13		
MW-86A	16.97	1906.24	11/09/2009	11/18/2009	Unfiltered	4.3		<5.0	<0.11	<1.2			<0.48	<0.13		
MW-86A	14.55	1908.66	05/14/2010	05/12/2010	Unfiltered	<0.10		<5.0	<0.11	<1.2			<0.48	<0.13		
MW-86A	14.55	1908.66	05/14/2010	06/08/2010	Unfiltered											
MW-86B	16.50	1906.71	02/26/09	02/03/2009	Unfiltered	<0.58		<2.0	<0.10	<1.0			<0.30	<0.50		
MW-86B	16.50	1906.71	02/26/09	03/04/2009	Unfiltered	13		<2.0	<0.10	<1.0			<0.30	<0.50		
MW-86B	18.15	1905.06	05/11/09	06/10/2009	Unfiltered	<0.40		<9.1	<0.33	<6.9	<0.33	<0.69	<4.3	<0.55	<0.28	<0.20
MW-86B	19.15	1904.06	08/13/2009	08/17/2009	Unfiltered	0.81		<5.0	<0.11	<1.2			<0.48	<0.13		

Consolidation Data Summary Table - Groundwater
Beaumont Site 1

	Water Level Data					Volatile Organics									
Sample Location	Depth to Water (feet below ground surface)	Groundwater Elevation (feet above mean sea level)	Elevation Date	Sample Date	Filter Status	tert-Butylbenzene -ug/L	Benzene -ug/L	Carbon Disulfide -ug/L	Chlorobenzene -ug/L	2-Chlorotoluene -ug/L	4-Chlorotoluene -ug/L	Chloroethane -ug/L	Chloromethane -ug/L	Carbon Tetrachloride -ug/L	Chloroform -ug/L
MW-84B	65.43	1945.76	08/13/2009	08/18/2009	Unfiltered		<0.14	1.6	<0.23			<0.35	<0.36	<0.15	<0.17
MW-84B	65.80	1945.39	11/09/2009	11/20/2009	Unfiltered		<0.14	1.5	<0.23			<0.35	<0.36	<0.15	<0.17
MW-84B	66.95	1944.24	05/14/2010	06/11/2010	Unfiltered		<0.14	0.95	<0.23			<0.35	<0.36	<0.15	<0.17
MW-85A	5.55	1923.76	02/26/09	02/02/2009	Unfiltered		<0.10	<0.10	<0.10			<0.30	<0.30	<0.10	<0.10
MW-85A	5.55	1923.76	02/26/09	03/02/2009	Unfiltered		<0.10	<0.10	<0.10			<0.30	<0.30	<0.10	<0.10
MW-85A	6.20	1923.11	05/11/09	06/10/2009	Unfiltered	<0.28	<0.28	4.0 Jq	<0.22	<0.55	<0.21	<1.3	<0.49	<0.43	<0.33
MW-85A	7.50	1921.81	08/13/2009	08/18/2009	Unfiltered		<0.14	4.2	<0.23			<0.35	<0.36	<0.15	<0.17
MW-85A	8.16	1921.15	11/09/2009	11/20/2009	Unfiltered		<0.14	2.9	<0.23			<0.35	<0.36	<0.15	<0.17
MW-85A	5.27	1924.04	05/14/2010	05/12/2010	Unfiltered		<0.14	1.1	<0.23			<0.35	<0.36	<0.15	<0.17
MW-85A	5.27	1924.04	05/14/2010	06/09/2010	Unfiltered										
MW-85B	1.08	1927.66	02/26/09	02/04/2009	Unfiltered		<0.10	<0.10	<0.10			<0.30	<0.30	<0.10	<0.10
MW-85B	1.08	1927.66	02/26/09	03/02/2009	Unfiltered		<0.10	<0.10	<0.10			<0.30	<0.30	<0.10	<0.10
MW-85B	3.22	1925.52	05/11/09	06/10/2009	Unfiltered	<0.28	<0.28	<1.9	<0.22	<0.55	<0.21	<1.3	<0.49	<0.43	<0.33
MW-85B	5.46	1923.28	08/13/2009	08/18/2009	Unfiltered		<0.14	0.67	<0.23			<0.35	<0.36	<0.15	<0.17
MW-85B	6.19	1922.55	11/09/2009	11/18/2009	Unfiltered		<0.14	1.1	<0.23			<0.35	<0.36	<0.15	<0.17
MW-85B	2.3	1926.44	05/14/2010	05/12/2010	Unfiltered		<0.14	0.37 Jq	<0.23			<0.35	<0.36	<0.15	<0.17
MW-85B	2.3	1926.44	05/14/2010	06/08/2010	Unfiltered										
MW-86A	14.90	1908.31	02/26/09	02/03/2009	Unfiltered		<0.10	<0.10	<0.10			<0.30	<0.30	<0.10	<0.10
MW-86A	14.90	1908.31	02/26/09	03/04/2009	Unfiltered		<0.10	<0.10	<0.10			<0.30	<0.30	<0.10	<0.10
MW-86A	15.43	1907.78	05/11/09	06/10/2009	Unfiltered	<0.28	<0.28	<1.9	<0.22	<0.55	<0.21	<1.3	<0.49	<0.43	<0.33
MW-86A	16.44	1906.77	08/13/2009	08/17/2009	Unfiltered		<0.14	3.3	<0.23			<0.35	<0.36	<0.15	<0.17
MW-86A	16.97	1906.24	11/09/2009	11/18/2009	Unfiltered		<0.14	2.8	<0.23			<0.35	<0.36	<0.15	<0.17
MW-86A	14.55	1908.66	05/14/2010	05/12/2010	Unfiltered		<0.14	1.6	<0.23			<0.35	<0.36	<0.15	<0.17
MW-86A	14.55	1908.66	05/14/2010	06/08/2010	Unfiltered										
MW-86B	16.50	1906.71	02/26/09	02/03/2009	Unfiltered		<0.10	<0.10	<0.10			<0.30	<0.30	<0.10	<0.10
MW-86B	16.50	1906.71	02/26/09	03/04/2009	Unfiltered		<0.10	<0.10	<0.10			<0.30	<0.30	<0.10	<0.10
MW-86B	18.15	1905.06	05/11/09	06/10/2009	Unfiltered	<0.28	<0.28	2.7 Jq	<0.22	<0.55	<0.21	<1.3	<0.49	<0.43	<0.33
MW-86B	19.15	1904.06	08/13/2009	08/17/2009	Unfiltered		<0.14	1.9	<0.23			<0.35	<0.36	<0.15	<0.17

Consolidation Data Summary Table - Groundwater
Beaumont Site 1

	Water Level Data					Volatile Organics									
Sample Location	Depth to Water (feet below ground surface)	Groundwater Elevation (feet above mean sea level)	Elevation Date	Sample Date	Filter Status	Dibromochloromethane -ug/L	1,2-Dibromo-3-Chloropropane -ug/L	Dibromomethane -ug/L	1,1-Dichloroethane -ug/L	1,2-Dichloroethane -ug/L	1,2-Dichlorobenzene -ug/L	1,3-Dichlorobenzene -ug/L	1,4-Dichlorobenzene -ug/L	1,1-Dichloroethene -ug/L	cis-1,2-Dichloroethene -ug/L
MW-84B	65.43	1945.76	08/13/2009	08/18/2009	Unfiltered	<0.37			<0.098	<0.21	<0.20	<0.15	<0.072	<0.12	<0.18
MW-84B	65.80	1945.39	11/09/2009	11/20/2009	Unfiltered	<0.37			<0.098	<0.21	<0.20	<0.15	<0.072	<0.12	<0.18
MW-84B	66.95	1944.24	05/14/2010	06/11/2010	Unfiltered	<0.37			<0.098	<0.21	<0.20	<0.15	<0.072	<0.12	<0.18
MW-85A	5.55	1923.76	02/26/09	02/02/2009	Unfiltered	<0.10			<0.10	<0.10	<0.10	<0.10	<0.10	<0.10	<0.10
MW-85A	5.55	1923.76	02/26/09	03/02/2009	Unfiltered	<0.10			<0.10	<0.10	<0.10	<0.10	<0.10	<0.10	<0.10
MW-85A	6.20	1923.11	05/11/09	06/10/2009	Unfiltered	<0.48	<3.1	<0.59	<0.37	<0.31	<0.27	<0.28	<0.21	<0.40	<0.49
MW-85A	7.50	1921.81	08/13/2009	08/18/2009	Unfiltered	<0.37			<0.098	<0.21	<0.20	<0.15	<0.072	<0.12	<0.18
MW-85A	8.16	1921.15	11/09/2009	11/20/2009	Unfiltered	<0.37			<0.098	<0.21	<0.20	<0.15	<0.072	<0.12	<0.18
MW-85A	5.27	1924.04	05/14/2010	05/12/2010	Unfiltered	<0.37			<0.098	<0.21	<0.20	<0.15	<0.072	<0.12	<0.18
MW-85A	5.27	1924.04	05/14/2010	06/09/2010	Unfiltered										
MW-85B	1.08	1927.66	02/26/09	02/04/2009	Unfiltered	<0.10			<0.10	<0.10	<0.10	<0.10	<0.10	<0.10	<0.10
MW-85B	1.08	1927.66	02/26/09	03/02/2009	Unfiltered	<0.10			0.275 Jq	<0.10	<0.10	<0.10	<0.10	<0.10	0.135 Jq
MW-85B	3.22	1925.52	05/11/09	06/10/2009	Unfiltered	<0.48	<3.1	<0.59	<0.37	<0.31	<0.27	<0.28	<0.21	<0.40	<0.49
MW-85B	5.46	1923.28	08/13/2009	08/18/2009	Unfiltered	<0.37			<0.098	<0.21	<0.20	<0.15	<0.072	<0.12	<0.18
MW-85B	6.19	1922.55	11/09/2009	11/18/2009	Unfiltered	<0.37			<0.098	<0.21	<0.20	<0.15	<0.072	<0.12	<0.18
MW-85B	2.3	1926.44	05/14/2010	05/12/2010	Unfiltered	<0.37			<0.098	<0.21	<0.20	<0.15	<0.072	<0.12	<0.18
MW-85B	2.3	1926.44	05/14/2010	06/08/2010	Unfiltered										
MW-86A	14.90	1908.31	02/26/09	02/03/2009	Unfiltered	<0.10			<0.10	<0.10	<0.10	<0.10	<0.10	<0.10	<0.10
MW-86A	14.90	1908.31	02/26/09	03/04/2009	Unfiltered	<0.10			<0.10	<0.10	<0.10	<0.10	<0.10	<0.10	<0.10
MW-86A	15.43	1907.78	05/11/09	06/10/2009	Unfiltered	<0.48	<3.1	<0.59	<0.37	<0.31	<0.27	<0.28	<0.21	<0.40	<0.49
MW-86A	16.44	1906.77	08/13/2009	08/17/2009	Unfiltered	<0.37			<0.098	<0.21	<0.20	<0.15	<0.072	<0.12	<0.18
MW-86A	16.97	1906.24	11/09/2009	11/18/2009	Unfiltered	<0.37			<0.098	<0.21	<0.20	<0.15	<0.072	<0.12	<0.18
MW-86A	14.55	1908.66	05/14/2010	05/12/2010	Unfiltered	<0.37			<0.098	<0.21	<0.20	<0.15	<0.072	<0.12	<0.18
MW-86A	14.55	1908.66	05/14/2010	06/08/2010	Unfiltered										
MW-86B	16.50	1906.71	02/26/09	02/03/2009	Unfiltered	<0.10			<0.10	<0.10	<0.10	<0.10	<0.10	<0.10	0.660 Jq
MW-86B	16.50	1906.71	02/26/09	03/04/2009	Unfiltered	<0.10			<0.10	<0.10	<0.10	<0.10	<0.10	<0.10	1.05
MW-86B	18.15	1905.06	05/11/09	06/10/2009	Unfiltered	<0.48	<3.1	<0.59	<0.37	<0.31	<0.27	<0.28	<0.21	<0.40	1.8
MW-86B	19.15	1904.06	08/13/2009	08/17/2009	Unfiltered	<0.37			<0.098	<0.21	<0.20	<0.15	<0.072	0.20 Jq	2.6

Consolidation Data Summary Table - Groundwater
Beaumont Site 1

	Water Level Data					Volatile Organics										
Sample Location	Depth to Water (feet below ground surface)	Groundwater Elevation (feet above mean sea level)	Elevation Date	Sample Date	Filter Status	trans-1,2-Dichloroethene -ug/L	1,1-Dichloropropene -ug/L	cis-1,3-Dichloropropene -ug/L	trans-1,3-Dichloropropene -ug/L	1,2-Dichloropropane -ug/L	1,3-Dichloropropane -ug/L	2,2-Dichloropropane -ug/L	1,2-Dibromoethane -ug/L	Dichlorodifluoromethane -ug/L	Ethylbenzene -ug/L	Ethene -ug/L
MW-84B	65.43	1945.76	08/13/2009	08/18/2009	Unfiltered	<0.10		<0.30	<0.24	<0.19					<0.26	
MW-84B	65.80	1945.39	11/09/2009	11/20/2009	Unfiltered	<0.10		<0.30	<0.24	<0.19					<0.26	
MW-84B	66.95	1944.24	05/14/2010	06/11/2010	Unfiltered	<0.10		<0.30	<0.24	<0.19					<0.26	0.78
MW-85A	5.55	1923.76	02/26/09	02/02/2009	Unfiltered	<0.10		<0.10	<0.10	<0.10			<0.10		<0.10	
MW-85A	5.55	1923.76	02/26/09	03/02/2009	Unfiltered	<0.10		<0.10	<0.10	<0.10			<0.10		<0.10	
MW-85A	6.20	1923.11	05/11/09	06/10/2009	Unfiltered	<0.40	<0.26	<0.28	<0.36	<0.38	<0.38	<0.46	<0.47	<0.49	<0.22	
MW-85A	7.50	1921.81	08/13/2009	08/18/2009	Unfiltered	<0.10		<0.30	<0.24	<0.19					<0.26	
MW-85A	8.16	1921.15	11/09/2009	11/20/2009	Unfiltered	<0.10		<0.30	<0.24	<0.19					<0.26	
MW-85A	5.27	1924.04	05/14/2010	05/12/2010	Unfiltered	<0.10		<0.30	<0.24	<0.19					<0.26	
MW-85A	5.27	1924.04	05/14/2010	06/09/2010	Unfiltered											2
MW-85B	1.08	1927.66	02/26/09	02/04/2009	Unfiltered	<0.10		<0.10	<0.10	<0.10			<0.10		<0.10	
MW-85B	1.08	1927.66	02/26/09	03/02/2009	Unfiltered	<0.10		<0.10	<0.10	<0.10			<0.10		<0.10	
MW-85B	3.22	1925.52	05/11/09	06/10/2009	Unfiltered	<0.40	<0.26	<0.28	<0.36	<0.38	<0.38	<0.46	<0.47	<0.49	<0.22	
MW-85B	5.46	1923.28	08/13/2009	08/18/2009	Unfiltered	0.15 Jq		<0.30	<0.24	<0.19					<0.26	
MW-85B	6.19	1922.55	11/09/2009	11/18/2009	Unfiltered	<0.10		<0.30	<0.24	<0.19					<0.26	
MW-85B	2.3	1926.44	05/14/2010	05/12/2010	Unfiltered	<0.10		<0.30	<0.24	<0.19					<0.26	
MW-85B	2.3	1926.44	05/14/2010	06/08/2010	Unfiltered											<0.02
MW-86A	14.90	1908.31	02/26/09	02/03/2009	Unfiltered	<0.10		<0.10	<0.10	<0.10			<0.10		<0.10	
MW-86A	14.90	1908.31	02/26/09	03/04/2009	Unfiltered	<0.10		<0.10	<0.10	<0.10			<0.10		<0.10	
MW-86A	15.43	1907.78	05/11/09	06/10/2009	Unfiltered	<0.40	<0.26	<0.28	<0.36	<0.38	<0.38	<0.46	<0.47	<0.49	<0.22	
MW-86A	16.44	1906.77	08/13/2009	08/17/2009	Unfiltered	<0.10		<0.30	<0.24	<0.19					<0.26	
MW-86A	16.97	1906.24	11/09/2009	11/18/2009	Unfiltered	<0.10		<0.30	<0.24	<0.19					<0.26	
MW-86A	14.55	1908.66	05/14/2010	05/12/2010	Unfiltered	<0.10		<0.30	<0.24	<0.19					<0.26	
MW-86A	14.55	1908.66	05/14/2010	06/08/2010	Unfiltered											0.16
MW-86B	16.50	1906.71	02/26/09	02/03/2009	Unfiltered	<0.10		<0.10	<0.10	<0.10			<0.10		<0.10	
MW-86B	16.50	1906.71	02/26/09	03/04/2009	Unfiltered	<0.10		<0.10	<0.10	<0.10			<0.10		<0.10	
MW-86B	18.15	1905.06	05/11/09	06/10/2009	Unfiltered	<0.40	<0.26	<0.28	<0.36	<0.38	<0.38	<0.46	<0.47	<0.49	<0.22	
MW-86B	19.15	1904.06	08/13/2009	08/17/2009	Unfiltered	0.88		<0.30	<0.24	<0.19					<0.26	

Consolidation Data Summary Table - Groundwater
Beaumont Site 1

	Water Level Data					Volatile Organics										
Sample Location	Depth to Water (feet below ground surface)	Groundwater Elevation (feet above mean sea level)	Elevation Date	Sample Date	Filter Status	Ethane -ug/L	Hexachlorobutadiene -ug/L	2-Hexanone -ug/L	p-Isopropyltoluene -ug/L	Isopropylbenzene -ug/L	Methane -ug/L	4-Methyl-2-Pentanone -ug/L	Methyl tert-butyl ether (MTBE) -ug/L	Methylene Chloride -ug/L	Naphthalene -ug/L	n-Propylbenzene -ug/L
MW-84B	65.43	1945.76	08/13/2009	08/18/2009	Unfiltered			<1.2				<0.95	<0.29	0.35 Jq		
MW-84B	65.80	1945.39	11/09/2009	11/20/2009	Unfiltered			<1.2				<0.95	<0.29	<0.15		
MW-84B	66.95	1944.24	05/14/2010	06/11/2010	Unfiltered	0.34		<1.2			24	<0.95	<0.29	<0.15		
MW-85A	5.55	1923.76	02/26/09	02/02/2009	Unfiltered			<0.50				<0.50	<0.10	<0.40		
MW-85A	5.55	1923.76	02/26/09	03/02/2009	Unfiltered			<0.50				<0.50	<0.10	<0.40		
MW-85A	6.20	1923.11	05/11/09	06/10/2009	Unfiltered			<6.9	<0.26	<0.23		<4.4	<0.30	<2.6	<2.5	<0.79
MW-85A	7.50	1921.81	08/13/2009	08/18/2009	Unfiltered			<1.2				<0.95	<0.29	0.33 BJkq		
MW-85A	8.16	1921.15	11/09/2009	11/20/2009	Unfiltered			<1.2				<0.95	<0.29	<0.15		
MW-85A	5.27	1924.04	05/14/2010	05/12/2010	Unfiltered			<1.2				<0.95	<0.29	<0.15		
MW-85A	5.27	1924.04	05/14/2010	06/09/2010	Unfiltered	0.04 Jq					1.7					
MW-85B	1.08	1927.66	02/26/09	02/04/2009	Unfiltered			<0.50				<0.50	<0.10	<0.40		
MW-85B	1.08	1927.66	02/26/09	03/02/2009	Unfiltered			<0.50				<0.50	<0.10	<0.40		
MW-85B	3.22	1925.52	05/11/09	06/10/2009	Unfiltered			<6.9	<0.26	<0.23		<4.4	<0.30	<2.6	<2.5	<0.79
MW-85B	5.46	1923.28	08/13/2009	08/18/2009	Unfiltered			<1.2				<0.95	<0.29	0.37 Jq		
MW-85B	6.19	1922.55	11/09/2009	11/18/2009	Unfiltered			<1.2				<0.95	<0.29	<0.15		
MW-85B	2.3	1926.44	05/14/2010	05/12/2010	Unfiltered			<1.2				<0.95	<0.29	<0.15		
MW-85B	2.3	1926.44	05/14/2010	06/08/2010	Unfiltered	<0.01					4.5					
MW-86A	14.90	1908.31	02/26/09	02/03/2009	Unfiltered			<0.50				<0.50	<0.10	<0.40		
MW-86A	14.90	1908.31	02/26/09	03/04/2009	Unfiltered			<0.50				<0.50	<0.10	<0.40		
MW-86A	15.43	1907.78	05/11/09	06/10/2009	Unfiltered			<6.9	<0.26	<0.23		<4.4	<0.30	<2.6	<2.5	<0.79
MW-86A	16.44	1906.77	08/13/2009	08/17/2009	Unfiltered			<1.2				<0.95	<0.29	0.26 BJkq		
MW-86A	16.97	1906.24	11/09/2009	11/18/2009	Unfiltered			<1.2				<0.95	<0.29	<0.15		
MW-86A	14.55	1908.66	05/14/2010	05/12/2010	Unfiltered			<1.2				<0.95	<0.29	<0.15		
MW-86A	14.55	1908.66	05/14/2010	06/08/2010	Unfiltered	<0.01					4.5					
MW-86B	16.50	1906.71	02/26/09	02/03/2009	Unfiltered			<0.50				<0.50	<0.10	<0.40		
MW-86B	16.50	1906.71	02/26/09	03/04/2009	Unfiltered			<0.50				<0.50	<0.10	<0.40		
MW-86B	18.15	1905.06	05/11/09	06/10/2009	Unfiltered			<6.9	<0.26	<0.23		<4.4	<0.30	<2.6	<2.5	<0.79
MW-86B	19.15	1904.06	08/13/2009	08/17/2009	Unfiltered			<1.2				<0.95	<0.29	0.38 BJkq		

Consolidation Data Summary Table - Groundwater
Beaumont Site 1

	Water Level Data					Volatile Organics										
Sample Location	Depth to Water (feet below ground surface)	Groundwater Elevation (feet above mean sea level)	Elevation Date	Sample Date	Filter Status	Styrene -ug/L	Toluene -ug/L	1,1,1,2-Tetrachloroethane -ug/L	1,1,1-Trichloroethane -ug/L	1,1,2-Trichloroethane -ug/L	1,2,3-Trichlorobenzene -ug/L	1,2,4-Trichlorobenzene -ug/L	Trichloroethene -ug/L	1,2,3-Trichloropropane -ug/L	Trichlorofluoromethane -ug/L	1,1,2-Trichloro-1,2,2-Trifluoroethane -ug/L
MW-84B	65.43	1945.76	08/13/2009	08/18/2009	Unfiltered	<0.22	<0.22		<0.12	<0.31			<0.17	<0.29	<0.16	
MW-84B	65.80	1945.39	11/09/2009	11/20/2009	Unfiltered	<0.22	<0.22		<0.12	<0.31			<0.17	<0.29	<0.16	
MW-84B	66.95	1944.24	05/14/2010	06/11/2010	Unfiltered	<0.22	<0.22		<0.12	<0.31			<0.17	<0.29	<0.16	
MW-85A	5.55	1923.76	02/26/09	02/02/2009	Unfiltered	<0.10	<0.10		<0.10	<0.10			<0.10		<0.10	
MW-85A	5.55	1923.76	02/26/09	03/02/2009	Unfiltered	<0.10	<0.10		<0.10	<0.10			<0.10		<0.10	
MW-85A	6.20	1923.11	05/11/09	06/10/2009	Unfiltered	<0.30	<0.33	<0.35	<0.45	<0.54	<0.31	<0.49	<0.30	<1.3	<0.31	<0.64
MW-85A	7.50	1921.81	08/13/2009	08/18/2009	Unfiltered	<0.22	<0.22		<0.12	<0.31			<0.17	<0.29	<0.16	
MW-85A	8.16	1921.15	11/09/2009	11/20/2009	Unfiltered	<0.22	<0.22		<0.12	<0.31			<0.17	<0.29	<0.16	
MW-85A	5.27	1924.04	05/14/2010	05/12/2010	Unfiltered	<0.22	<0.22		<0.12	<0.31			<0.17	<0.29	<0.16	
MW-85A	5.27	1924.04	05/14/2010	06/09/2010	Unfiltered											
MW-85B	1.08	1927.66	02/26/09	02/04/2009	Unfiltered	<0.10	<0.10		<0.10	<0.10			97.5		9.55	
MW-85B	1.08	1927.66	02/26/09	03/02/2009	Unfiltered	<0.10	<0.10		<0.10	<0.10			121		18.5	
MW-85B	3.22	1925.52	05/11/09	06/10/2009	Unfiltered	<0.30	<0.33	<0.35	<0.45	<0.54	<0.31	<0.49	21	<1.3	<0.31	<0.64
MW-85B	5.46	1923.28	08/13/2009	08/18/2009	Unfiltered	<0.22	<0.22		<0.12	<0.31			22	<0.29	<0.16	
MW-85B	6.19	1922.55	11/09/2009	11/18/2009	Unfiltered	<0.22	<0.22		<0.12	<0.31			24	<0.29	<0.16	
MW-85B	2.3	1926.44	05/14/2010	05/12/2010	Unfiltered	<0.22	<0.22		<0.12	<0.31			32	<0.29	1.8 Jq	
MW-85B	2.3	1926.44	05/14/2010	06/08/2010	Unfiltered											
MW-86A	14.90	1908.31	02/26/09	02/03/2009	Unfiltered	<0.10	<0.10		<0.10	<0.10			<0.10		<0.10	
MW-86A	14.90	1908.31	02/26/09	03/04/2009	Unfiltered	<0.10	<0.10		<0.10	<0.10			<0.10		<0.10	
MW-86A	15.43	1907.78	05/11/09	06/10/2009	Unfiltered	<0.30	<0.33	<0.35	<0.45	<0.54	<0.31	<0.49	<0.30	<1.3	<0.31	<0.64
MW-86A	16.44	1906.77	08/13/2009	08/17/2009	Unfiltered	<0.22	<0.22		<0.12	<0.31			<0.17	<0.29	<0.16	
MW-86A	16.97	1906.24	11/09/2009	11/18/2009	Unfiltered	<0.22	<0.22		<0.12	<0.31			<0.17	<0.29	<0.16	
MW-86A	14.55	1908.66	05/14/2010	05/12/2010	Unfiltered	<0.22	<0.22		<0.12	<0.31			<0.17	<0.29	<0.16	
MW-86A	14.55	1908.66	05/14/2010	06/08/2010	Unfiltered											
MW-86B	16.50	1906.71	02/26/09	02/03/2009	Unfiltered	<0.10	<0.10		<0.10	<0.10			90.0		0.620 Jq	
MW-86B	16.50	1906.71	02/26/09	03/04/2009	Unfiltered	<0.10	<0.10		<0.10	<0.10			100		<0.10	
MW-86B	18.15	1905.06	05/11/09	06/10/2009	Unfiltered	<0.30	<0.33	<0.35	<0.45	<0.54	<0.31	<0.49	73	<1.3	<0.31	<0.64
MW-86B	19.15	1904.06	08/13/2009	08/17/2009	Unfiltered	<0.22	<0.22		<0.12	<0.31			73	<0.29	<0.16	

Consolidation Data Summary Table - Groundwater
Beaumont Site 1

	Water Level Data					Volatile Organics							
Sample Location	Depth to Water (feet below ground surface)	Groundwater Elevation (feet above mean sea level)	Elevation Date	Sample Date	Filter Status	1,2,4-Trimethylbenzene -ug/L	1,3,5-Trimethylbenzene -ug/L	1,1,2,2-Tetrachloroethane -ug/L	Tetrachloroethene (PCE) -ug/L	Vinyl Acetate -ug/L	Vinyl Chloride -ug/L	m,p-Xylenes -ug/L	o-Xylene -ug/L
MW-84B	65.43	1945.76	08/13/2009	08/18/2009	Unfiltered			<0.29	<0.17	<0.48	<0.13	<0.36	<0.41
MW-84B	65.80	1945.39	11/09/2009	11/20/2009	Unfiltered			<0.29	<0.17	<0.48	<0.13	<0.36	<0.41
MW-84B	66.95	1944.24	05/14/2010	06/11/2010	Unfiltered			<0.29	<0.17	<0.48	<0.13	<0.36	<0.41
MW-85A	5.55	1923.76	02/26/09	02/02/2009	Unfiltered			<0.10	<0.10	<0.10	<0.05	<0.20	<0.10
MW-85A	5.55	1923.76	02/26/09	03/02/2009	Unfiltered			<0.10	<0.10	<0.10	<0.05	<0.20	<0.10
MW-85A	6.20	1923.11	05/11/09	06/10/2009	Unfiltered	<0.24	<0.23	<0.44	<0.51	<7.1	<0.33	<0.45	<0.24
MW-85A	7.50	1921.81	08/13/2009	08/18/2009	Unfiltered			<0.29	<0.17	<0.48	<0.13	<0.36	<0.41
MW-85A	8.16	1921.15	11/09/2009	11/20/2009	Unfiltered			<0.29	<0.17	<0.48	<0.13	<0.36	<0.41
MW-85A	5.27	1924.04	05/14/2010	05/12/2010	Unfiltered			<0.29	<0.17	<0.48	<0.13	<0.36	<0.41
MW-85A	5.27	1924.04	05/14/2010	06/09/2010	Unfiltered								
MW-85B	1.08	1927.66	02/26/09	02/04/2009	Unfiltered			<0.10	<0.10	<0.10	<0.05	<0.20	<0.10
MW-85B	1.08	1927.66	02/26/09	03/02/2009	Unfiltered			<0.10	<0.10	<0.10	<0.05	<0.20	<0.10
MW-85B	3.22	1925.52	05/11/09	06/10/2009	Unfiltered	<0.24	<0.23	<0.44	<0.51	<7.1	<0.33	<0.45	<0.24
MW-85B	5.46	1923.28	08/13/2009	08/18/2009	Unfiltered			<0.29	<0.17	<0.48	<0.13	<0.36	<0.41
MW-85B	6.19	1922.55	11/09/2009	11/18/2009	Unfiltered			<0.29	<0.17	<0.48	<0.13	<0.36	<0.41
MW-85B	2.3	1926.44	05/14/2010	05/12/2010	Unfiltered			<0.29	<0.17	<0.48	<0.13	<0.36	<0.41
MW-85B	2.3	1926.44	05/14/2010	06/08/2010	Unfiltered								
MW-86A	14.90	1908.31	02/26/09	02/03/2009	Unfiltered			<0.10	<0.10	<0.10	<0.05	<0.20	<0.10
MW-86A	14.90	1908.31	02/26/09	03/04/2009	Unfiltered			<0.10	<0.10	<0.10	<0.05	<0.20	<0.10
MW-86A	15.43	1907.78	05/11/09	06/10/2009	Unfiltered	<0.24	<0.23	<0.44	<0.51	<7.1	<0.33	<0.45	<0.24
MW-86A	16.44	1906.77	08/13/2009	08/17/2009	Unfiltered			<0.29	<0.17	<0.48	<0.13	<0.36	<0.41
MW-86A	16.97	1906.24	11/09/2009	11/18/2009	Unfiltered			<0.29	<0.17	<0.48	<0.13	<0.36	<0.41
MW-86A	14.55	1908.66	05/14/2010	05/12/2010	Unfiltered			<0.29	<0.17	<0.48	<0.13	<0.36	<0.41
MW-86A	14.55	1908.66	05/14/2010	06/08/2010	Unfiltered								
MW-86B	16.50	1906.71	02/26/09	02/03/2009	Unfiltered			<0.10	<0.10	<0.10	<0.05	<0.20	<0.10
MW-86B	16.50	1906.71	02/26/09	03/04/2009	Unfiltered			<0.10	<0.10	<0.10	<0.05	<0.20	<0.10
MW-86B	18.15	1905.06	05/11/09	06/10/2009	Unfiltered	<0.24	<0.23	<0.44	<0.51	<7.1	<0.33	<0.45	<0.24
MW-86B	19.15	1904.06	08/13/2009	08/17/2009	Unfiltered			<0.29	<0.17	<0.48	<0.13	<0.36	<0.41

Consolidation Data Summary Table - Groundwater
Beaumont Site 1

	Water Level Data					Volatile Organics										
Sample Location	Depth to Water (feet below ground surface)	Groundwater Elevation (feet above mean sea level)	Elevation Date	Sample Date	Filter Status	1,4-Dioxane -ug/L	N-Nitrosodimethylamine -ng/L	Acetone -ug/L	Bromodichloromethane -ug/L	2-Butanone -ug/L	Bromobenzene -ug/L	Bromochloromethane -ug/L	Bromomethane -ug/L	Bromoform -ug/L	n-Butylbenzene -ug/L	sec-Butylbenzene -ug/L
MW-86B	19.67	1903.54	11/09/2009	11/18/2009	Unfiltered	0.60		<5.0	<0.11	<1.2			<0.48	<0.13		
MW-86B	17.73	1905.48	05/14/2010	05/12/2010	Unfiltered	0.74		<5.0	<0.11	<1.2			<0.48	<0.13		
MW-86B	17.73	1905.48	05/14/2010	06/08/2010	Unfiltered											
MW-87A	21.10	1917.82	02/26/09	02/02/2009	Unfiltered	3		<2.0	<0.10	<1.0			<0.30	<0.50		
MW-87A	21.10	1917.82	02/26/09	03/04/2009	Unfiltered	4		<2.0	<0.10	<1.0			<0.30	<0.50		
MW-87A	21.26	1917.66	05/11/09	06/11/2009	Unfiltered	6.7		<9.1	<0.33	<6.9	<0.33	<0.69	<4.3	<0.55	<0.28	<0.20
MW-87A	22.32	1916.60	08/13/2009	08/19/2009	Unfiltered	5.8		<5.0	<0.11	<1.2			<0.48	<0.13		
MW-87A	22.97	1915.95	11/09/2009	11/19/2009	Unfiltered	4.7		<5.0	<0.11	<1.2			<0.48	<0.13		
MW-87A	19.48	1919.44	05/14/2010	05/12/2010	Unfiltered	5.5		<5.0	<0.11	<1.2			<0.48	<0.13		
MW-87A	19.48	1919.44	05/14/2010	06/08/2010	Unfiltered											
MW-87B	19.95	1918.87	02/26/09	02/02/2009	Unfiltered	73		<2.0	<0.10	<1.0			<0.30	<0.50		
MW-87B	19.95	1918.87	02/26/09	03/04/2009	Unfiltered	63		<2.0	<0.10	<1.0			<0.30	<0.50		
MW-87B	20.01	1918.81	05/11/09	06/11/2009	Unfiltered	58		<9.1	<0.33	<6.9	<0.33	<0.69	<4.3	<0.55	<0.28	<0.20
MW-87B	21.16	1917.66	08/13/2009	08/19/2009	Unfiltered	25		<5.0	<0.11	<1.2			<0.48	<0.13		
MW-87B	22.02	1916.80	11/09/2009	11/19/2009	Unfiltered	15		<5.0	<0.11	<1.2			<0.48	<0.13		
MW-87B	17.65	1921.17	05/14/2010	05/12/2010	Unfiltered	62		<5.0	<0.11	<1.2			<0.48	<0.13		
MW-87B	17.65	1921.17	05/14/2010	06/08/2010	Unfiltered											
MW-88	35.31	2106.66	02/26/09	02/06/2009	Unfiltered	<0.59 UJf		<5	<0.2	<5			<0.2	<0.3		
MW-88	35.31	2106.66	02/26/09	03/06/2009	Unfiltered	<0.62 UJf		<5	<0.2	<5			<0.2	<0.3		
MW-88	35.95	2106.02	05/11/09	06/09/2009	Unfiltered	<0.40		<9.1	<0.33	<6.9	<0.33	<0.69	<4.3	<0.55	<0.28	<0.20
MW-88	36.76	2105.21	08/11/2009	08/17/2009	Unfiltered	0.17 Jq		<5.0	<0.11	<1.2			<0.48	<0.13		
MW-88	37.53	2104.44	11/06/2009	11/11/2009	Unfiltered	0.21		<5.0	<0.11	<1.2			<0.48	<0.13		
MW-88	38.58	2103.39	05/13/2010	06/09/2010	Unfiltered	0.35		<5.0	<0.11	<1.2			<0.48	<0.13		
MW-89	29.97	2100.85	02/26/09	02/04/2009	Unfiltered	4		<5	<0.2	<5			<0.2	<0.3		
MW-89	29.97	2100.85	02/26/09	03/09/2009	Unfiltered	3		<5	<0.2	<5			<0.2	<0.3		
MW-89	30.61	2100.21	05/11/09	06/11/2009	Unfiltered	7.9		<9.1	<0.33	<6.9	<0.33	<0.69	<4.3	<0.55	<0.28	<0.20
MW-89	31.45	2099.37	08/11/2009	08/17/2009	Unfiltered	6.6		<5.0	<0.11	<1.2			<0.48	<0.13		
MW-89	32.22	2098.60	11/09/2009	11/19/2009	Unfiltered	6.1		<5.0	<0.11	<1.2			<0.48	<0.13		

Consolidation Data Summary Table - Groundwater
Beaumont Site 1

	Water Level Data					Volatile Organics									
Sample Location	Depth to Water (feet below ground surface)	Groundwater Elevation (feet above mean sea level)	Elevation Date	Sample Date	Filter Status	tert-Butylbenzene -ug/L	Benzene -ug/L	Carbon Disulfide -ug/L	Chlorobenzene -ug/L	2-Chlorotoluene -ug/L	4-Chlorotoluene -ug/L	Chloroethane -ug/L	Chloromethane -ug/L	Carbon Tetrachloride -ug/L	Chloroform -ug/L
MW-86B	19.67	1903.54	11/09/2009	11/18/2009	Unfiltered		<0.14	1.1	<0.23			<0.35	<0.36	<0.15	<0.17
MW-86B	17.73	1905.48	05/14/2010	05/12/2010	Unfiltered		<0.14	0.52	<0.23			<0.35	<0.36	<0.15	<0.17
MW-86B	17.73	1905.48	05/14/2010	06/08/2010	Unfiltered										
MW-87A	21.10	1917.82	02/26/09	02/02/2009	Unfiltered		<0.10	<0.10	<0.10			<0.30	<0.30	<0.10	<0.10
MW-87A	21.10	1917.82	02/26/09	03/04/2009	Unfiltered		<0.10	<0.10	<0.10			<0.30	<0.30	<0.10	<0.10
MW-87A	21.26	1917.66	05/11/09	06/11/2009	Unfiltered	<0.28	<0.28	<1.9	<0.22	<0.55	<0.21	<1.3	<0.49	<0.43	<0.33
MW-87A	22.32	1916.60	08/13/2009	08/19/2009	Unfiltered		<0.14	1.3	<0.23			<0.35	<0.36	<0.15	<0.17
MW-87A	22.97	1915.95	11/09/2009	11/19/2009	Unfiltered		<0.14	1.9	<0.23			<0.35	<0.36	<0.15	<0.17
MW-87A	19.48	1919.44	05/14/2010	05/12/2010	Unfiltered		<0.14	0.47 Jq	<0.23			<0.35	<0.36	<0.15	<0.17
MW-87A	19.48	1919.44	05/14/2010	06/08/2010	Unfiltered										
MW-87B	19.95	1918.87	02/26/09	02/02/2009	Unfiltered		<0.10	<0.10	<0.10			<0.30	<0.30	<0.10	<0.10
MW-87B	19.95	1918.87	02/26/09	03/04/2009	Unfiltered		<0.10	<0.10	<0.10			<0.30	<0.30	<0.10	<0.10
MW-87B	20.01	1918.81	05/11/09	06/11/2009	Unfiltered	<0.28	<0.28	<1.9	<0.22	<0.55	<0.21	<1.3	<0.49	<0.43	<0.33
MW-87B	21.16	1917.66	08/13/2009	08/19/2009	Unfiltered		<0.14	<0.36	<0.23			<0.35	<0.36	<0.15	<0.17
MW-87B	22.02	1916.80	11/09/2009	11/19/2009	Unfiltered		<0.14	<0.36	<0.23			<0.35	<0.36	<0.15	<0.17
MW-87B	17.65	1921.17	05/14/2010	05/12/2010	Unfiltered		<0.14	<0.36	<0.23			<0.35	<0.36	<0.15	<0.17
MW-87B	17.65	1921.17	05/14/2010	06/08/2010	Unfiltered										
MW-88	35.31	2106.66	02/26/09	02/06/2009	Unfiltered		<0.2	<0.2	<0.2			<0.2	<0.2	<0.2	<0.2
MW-88	35.31	2106.66	02/26/09	03/06/2009	Unfiltered		<0.2	<0.2	<0.2			<0.2	<0.2	<0.2	<0.2
MW-88	35.95	2106.02	05/11/09	06/09/2009	Unfiltered	<0.28	<0.28	<1.9	<0.22	<0.55	<0.21	<1.3	<0.49	<0.43	<0.33
MW-88	36.76	2105.21	08/11/2009	08/17/2009	Unfiltered		<0.14	<0.36	<0.23			<0.35	<0.36	<0.15	<0.17
MW-88	37.53	2104.44	11/06/2009	11/11/2009	Unfiltered		<0.14	<0.36	<0.23			<0.35	<0.36	<0.15	<0.17
MW-88	38.58	2103.39	05/13/2010	06/09/2010	Unfiltered		<0.14	<0.36	<0.23			<0.35	<0.36	<0.15	<0.17
MW-89	29.97	2100.85	02/26/09	02/04/2009	Unfiltered		<0.2	<0.2	<0.2			<0.2	<0.2	<0.2	0.72 Jq
MW-89	29.97	2100.85	02/26/09	03/09/2009	Unfiltered		<0.2	<0.2	<0.2			<0.2	<0.2	<0.2	0.88 Jq
MW-89	30.61	2100.21	05/11/09	06/11/2009	Unfiltered	<0.28	<0.28	<1.9	<0.22	<0.55	<0.21	<1.3	<0.49	<0.43	0.56 Jq
MW-89	31.45	2099.37	08/11/2009	08/17/2009	Unfiltered		<0.14	<0.36	<0.23			<0.35	<0.36	<0.15	0.81
MW-89	32.22	2098.60	11/09/2009	11/19/2009	Unfiltered		<0.14	<0.36	<0.23			<0.35	<0.36	<0.15	0.86

Consolidation Data Summary Table - Groundwater
Beaumont Site 1

	Water Level Data					Volatile Organics									
Sample Location	Depth to Water (feet below ground surface)	Groundwater Elevation (feet above mean sea level)	Elevation Date	Sample Date	Filter Status	Dibromochloromethane -ug/L	1,2-Dibromo-3-Chloropropane -ug/L	Dibromomethane -ug/L	1,1-Dichloroethane -ug/L	1,2-Dichloroethane -ug/L	1,2-Dichlorobenzene -ug/L	1,3-Dichlorobenzene -ug/L	1,4-Dichlorobenzene -ug/L	1,1-Dichloroethene -ug/L	cis-1,2-Dichloroethene -ug/L
MW-86B	19.67	1903.54	11/09/2009	11/18/2009	Unfiltered	<0.37			<0.098	<0.21	<0.20	<0.15	<0.072	0.20 Jq	1.9
MW-86B	17.73	1905.48	05/14/2010	05/12/2010	Unfiltered	<0.37			<0.098	<0.21	<0.20	<0.15	<0.072	0.16 Jq	0.98
MW-86B	17.73	1905.48	05/14/2010	06/08/2010	Unfiltered										
MW-87A	21.10	1917.82	02/26/09	02/02/2009	Unfiltered	<0.10			<0.10	<0.10	<0.10	<0.10	<0.10	0.590 Jq	<0.10
MW-87A	21.10	1917.82	02/26/09	03/04/2009	Unfiltered	<0.10			<0.10	<0.10	<0.10	<0.10	<0.10	<0.10	<0.10
MW-87A	21.26	1917.66	05/11/09	06/11/2009	Unfiltered	<0.48	<3.1	<0.59	<0.37	<0.31	<0.27	<0.28	<0.21	<0.40	<0.49
MW-87A	22.32	1916.60	08/13/2009	08/19/2009	Unfiltered	<0.37			<0.098	<0.21	<0.20	<0.15	<0.072	0.28 Jq	<0.18
MW-87A	22.97	1915.95	11/09/2009	11/19/2009	Unfiltered	<0.37			<0.098	<0.21	<0.20	<0.15	<0.072	0.29 Jq	<0.18
MW-87A	19.48	1919.44	05/14/2010	05/12/2010	Unfiltered	<0.37			<0.098	<0.21	<0.20	<0.15	<0.072	0.27 Jq	<0.18
MW-87A	19.48	1919.44	05/14/2010	06/08/2010	Unfiltered										
MW-87B	19.95	1918.87	02/26/09	02/02/2009	Unfiltered	<0.10			<0.10	<0.10	<0.10	<0.10	<0.10	27.6	<0.10
MW-87B	19.95	1918.87	02/26/09	03/04/2009	Unfiltered	<0.10			<0.10	<0.10	<0.10	<0.10	<0.10	10.2	<0.10
MW-87B	20.01	1918.81	05/11/09	06/11/2009	Unfiltered	<0.48	<3.1	<0.59	<0.37	<0.31	<0.27	<0.28	<0.21	6.3	<0.49
MW-87B	21.16	1917.66	08/13/2009	08/19/2009	Unfiltered	<0.37			<0.098	<0.21	<0.20	<0.15	<0.072	3.2	<0.18
MW-87B	22.02	1916.80	11/09/2009	11/19/2009	Unfiltered	<0.37			<0.098	<0.21	<0.20	<0.15	<0.072	2.9	<0.18
MW-87B	17.65	1921.17	05/14/2010	05/12/2010	Unfiltered	<0.37			<0.098	<0.21	<0.20	<0.15	<0.072	8.1	<0.18
MW-87B	17.65	1921.17	05/14/2010	06/08/2010	Unfiltered										
MW-88	35.31	2106.66	02/26/09	02/06/2009	Unfiltered	<0.2			<0.2	<0.2				<0.2	<0.2
MW-88	35.31	2106.66	02/26/09	03/06/2009	Unfiltered	<0.2			<0.2	<0.2				<0.2	<0.2
MW-88	35.95	2106.02	05/11/09	06/09/2009	Unfiltered	<0.48	<3.1	<0.59	<0.37	<0.31	<0.27	<0.28	<0.21	<0.40	<0.49
MW-88	36.76	2105.21	08/11/2009	08/17/2009	Unfiltered	<0.37			<0.098	<0.21	<0.20	<0.15	<0.072	<0.12	<0.18
MW-88	37.53	2104.44	11/06/2009	11/11/2009	Unfiltered	<0.37			<0.098	<0.21	<0.20	<0.15	<0.072	0.44 Jq	<0.18
MW-88	38.58	2103.39	05/13/2010	06/09/2010	Unfiltered	<0.37			<0.098	<0.21	<0.20	<0.15	<0.072	<0.12	<0.18
MW-89	29.97	2100.85	02/26/09	02/04/2009	Unfiltered	<0.2			<0.2	<0.2				4.4	<0.2
MW-89	29.97	2100.85	02/26/09	03/09/2009	Unfiltered	<0.2			<0.2	<0.2				4.5	<0.2
MW-89	30.61	2100.21	05/11/09	06/11/2009	Unfiltered	<0.48	<3.1	<0.59	<0.37	<0.31	<0.27 Rd	<0.28	<0.21	3.4	<0.49
MW-89	31.45	2099.37	08/11/2009	08/17/2009	Unfiltered	<0.37			0.21 Jq	<0.21	<0.20	<0.15	<0.072	5.4	<0.18
MW-89	32.22	2098.60	11/09/2009	11/19/2009	Unfiltered	<0.37			0.21 Jq	<0.21	<0.20	<0.15	<0.072	5.8	<0.18

Consolidation Data Summary Table - Groundwater
Beaumont Site 1

	Water Level Data						Volatile Organics									
Sample Location	Depth to Water (feet below ground surface)	Groundwater Elevation (feet above mean sea level)	Elevation Date	Sample Date	Filter Status	trans-1,2-Dichloroethene -ug/L	1,1-Dichloropropene -ug/L	cis-1,3-Dichloropropene -ug/L	trans-1,3-Dichloropropene -ug/L	1,2-Dichloropropane -ug/L	1,3-Dichloropropane -ug/L	2,2-Dichloropropane -ug/L	1,2-Dibromoethane -ug/L	Dichlorodifluoromethane -ug/L	Ethylbenzene -ug/L	Ethene -ug/L
MW-86B	19.67	1903.54	11/09/2009	11/18/2009	Unfiltered	0.43 Jq		<0.30	<0.24	<0.19					<0.26	
MW-86B	17.73	1905.48	05/14/2010	05/12/2010	Unfiltered	0.27 Jq		<0.30	<0.24	<0.19					<0.26	
MW-86B	17.73	1905.48	05/14/2010	06/08/2010	Unfiltered											0.13
MW-87A	21.10	1917.82	02/26/09	02/02/2009	Unfiltered	<0.10		<0.10	<0.10	<0.10			<0.10		<0.10	
MW-87A	21.10	1917.82	02/26/09	03/04/2009	Unfiltered	<0.10		<0.10	<0.10	<0.10			<0.10		<0.10	
MW-87A	21.26	1917.66	05/11/09	06/11/2009	Unfiltered	<0.40	<0.26	<0.28	<0.36	<0.38	<0.38	<0.46	<0.47	<0.49	<0.22	
MW-87A	22.32	1916.60	08/13/2009	08/19/2009	Unfiltered	<0.10		<0.30	<0.24	<0.19					<0.26	
MW-87A	22.97	1915.95	11/09/2009	11/19/2009	Unfiltered	<0.10		<0.30	<0.24	<0.19					<0.26	
MW-87A	19.48	1919.44	05/14/2010	05/12/2010	Unfiltered	<0.10		<0.30	<0.24	<0.19					<0.26	
MW-87A	19.48	1919.44	05/14/2010	06/08/2010	Unfiltered											0.06 Jq
MW-87B	19.95	1918.87	02/26/09	02/02/2009	Unfiltered	<0.10		<0.10	<0.10	<0.10			<0.10		<0.10	
MW-87B	19.95	1918.87	02/26/09	03/04/2009	Unfiltered	<0.10		<0.10	<0.10	<0.10			<0.10		<0.10	
MW-87B	20.01	1918.81	05/11/09	06/11/2009	Unfiltered	<0.40	<0.26	<0.28	<0.36	<0.38	<0.38	<0.46	<0.47	<0.49	<0.22	
MW-87B	21.16	1917.66	08/13/2009	08/19/2009	Unfiltered	<0.10		<0.30	<0.24	<0.19					<0.26	
MW-87B	22.02	1916.80	11/09/2009	11/19/2009	Unfiltered	<0.10		<0.30	<0.24	<0.19					<0.26	
MW-87B	17.65	1921.17	05/14/2010	05/12/2010	Unfiltered	<0.10		<0.30	<0.24	<0.19					<0.26	
MW-87B	17.65	1921.17	05/14/2010	06/08/2010	Unfiltered											0.04 Jq
MW-88	35.31	2106.66	02/26/09	02/06/2009	Unfiltered	<0.2		<0.2	<0.2	<0.2					<0.2	
MW-88	35.31	2106.66	02/26/09	03/06/2009	Unfiltered	<0.2		<0.2	<0.2	<0.2					<0.2	
MW-88	35.95	2106.02	05/11/09	06/09/2009	Unfiltered	<0.40	<0.26	<0.28	<0.36	<0.38	<0.38	<0.46	<0.47	<0.49	<0.22	
MW-88	36.76	2105.21	08/11/2009	08/17/2009	Unfiltered	<0.10		<0.30	<0.24	<0.19					<0.26	
MW-88	37.53	2104.44	11/06/2009	11/11/2009	Unfiltered	<0.10		<0.30	<0.24	<0.19					<0.26	
MW-88	38.58	2103.39	05/13/2010	06/09/2010	Unfiltered	<0.10		<0.30	<0.24	<0.19					<0.26	<0.02
MW-89	29.97	2100.85	02/26/09	02/04/2009	Unfiltered	<0.2		<0.2	<0.2	<0.2					<0.2	
MW-89	29.97	2100.85	02/26/09	03/09/2009	Unfiltered	<0.2		<0.2	<0.2	<0.2					<0.2	
MW-89	30.61	2100.21	05/11/09	06/11/2009	Unfiltered	<0.40	<0.26	<0.28	<0.36	<0.38	<0.38	<0.46	<0.47	<0.49	<0.22	
MW-89	31.45	2099.37	08/11/2009	08/17/2009	Unfiltered	<0.10		<0.30	<0.24	<0.19					<0.26	
MW-89	32.22	2098.60	11/09/2009	11/19/2009	Unfiltered	<0.10		<0.30	<0.24	<0.19					<0.26	

Consolidation Data Summary Table - Groundwater
Beaumont Site 1

	Water Level Data					Volatile Organics										
Sample Location	Depth to Water (feet below ground surface)	Groundwater Elevation (feet above mean sea level)	Elevation Date	Sample Date	Filter Status	Ethane -ug/L	Hexachlorobutadiene -ug/L	2-Hexanone -ug/L	p-Isopropyltoluene -ug/L	Isopropylbenzene -ug/L	Methane -ug/L	4-Methyl-2-Pentanone -ug/L	Methyl tert-butyl ether (MTBE) -ug/L	Methylene Chloride -ug/L	Naphthalene -ug/L	n-Propylbenzene -ug/L
MW-86B	19.67	1903.54	11/09/2009	11/18/2009	Unfiltered			<1.2				<0.95	<0.29	<0.15		
MW-86B	17.73	1905.48	05/14/2010	05/12/2010	Unfiltered			<1.2				<0.95	<0.29	<0.15		
MW-86B	17.73	1905.48	05/14/2010	06/08/2010	Unfiltered	0.13					620					
MW-87A	21.10	1917.82	02/26/09	02/02/2009	Unfiltered			<0.50				<0.50	<0.10	<0.40		
MW-87A	21.10	1917.82	02/26/09	03/04/2009	Unfiltered			<0.50				<0.50	<0.10	<0.40		
MW-87A	21.26	1917.66	05/11/09	06/11/2009	Unfiltered			<6.9	<0.26	<0.23		<4.4	<0.30	<2.6	<2.5	<0.79
MW-87A	22.32	1916.60	08/13/2009	08/19/2009	Unfiltered			<1.2				<0.95	<0.29	0.92 BJkq		
MW-87A	22.97	1915.95	11/09/2009	11/19/2009	Unfiltered			<1.2				<0.95	<0.29	0.62 Jq		
MW-87A	19.48	1919.44	05/14/2010	05/12/2010	Unfiltered			<1.2				<0.95	<0.29	0.59 Jq		
MW-87A	19.48	1919.44	05/14/2010	06/08/2010	Unfiltered	<0.01					6.5					
MW-87B	19.95	1918.87	02/26/09	02/02/2009	Unfiltered			<0.50				<0.50	<0.10	<0.40		
MW-87B	19.95	1918.87	02/26/09	03/04/2009	Unfiltered			<0.50				<0.50	<0.10	<0.40		
MW-87B	20.01	1918.81	05/11/09	06/11/2009	Unfiltered			<6.9	<0.26	<0.23		<4.4	<0.30	<2.6	<2.5	<0.79
MW-87B	21.16	1917.66	08/13/2009	08/19/2009	Unfiltered			<1.2				<0.95	<0.29	0.20 BJkq		
MW-87B	22.02	1916.80	11/09/2009	11/19/2009	Unfiltered			<1.2				<0.95	<0.29	<0.15		
MW-87B	17.65	1921.17	05/14/2010	05/12/2010	Unfiltered			<1.2				<0.95	<0.29	0.20 Jq		
MW-87B	17.65	1921.17	05/14/2010	06/08/2010	Unfiltered	0.09 Jq					0.37					
MW-88	35.31	2106.66	02/26/09	02/06/2009	Unfiltered			<5				<5	<0.2	<0.5		
MW-88	35.31	2106.66	02/26/09	03/06/2009	Unfiltered			<5				<5	<0.2	<0.5		
MW-88	35.95	2106.02	05/11/09	06/09/2009	Unfiltered			<6.9	<0.26	<0.23		<4.4	<0.30	<2.6	<2.5	<0.79
MW-88	36.76	2105.21	08/11/2009	08/17/2009	Unfiltered			<1.2				<0.95	<0.29	<0.15		
MW-88	37.53	2104.44	11/06/2009	11/11/2009	Unfiltered			<1.2				<0.95	<0.29	<0.15		
MW-88	38.58	2103.39	05/13/2010	06/09/2010	Unfiltered	<0.01		<1.2			0.03 Jq	<0.95	<0.29	<0.15		
MW-89	29.97	2100.85	02/26/09	02/04/2009	Unfiltered			<5				<5	<0.2	<0.5		
MW-89	29.97	2100.85	02/26/09	03/09/2009	Unfiltered			<5				<5	<0.2	<0.5		
MW-89	30.61	2100.21	05/11/09	06/11/2009	Unfiltered			<6.9	<0.26	<0.23		<4.4	<0.30	<2.6	<2.5	<0.79
MW-89	31.45	2099.37	08/11/2009	08/17/2009	Unfiltered			<1.2				<0.95	<0.29	0.37 BJkq		
MW-89	32.22	2098.60	11/09/2009	11/19/2009	Unfiltered			<1.2				<0.95	<0.29	<0.15		

Consolidation Data Summary Table - Groundwater
Beaumont Site 1

	Water Level Data					Volatile Organics										
Sample Location	Depth to Water (feet below ground surface)	Groundwater Elevation (feet above mean sea level)	Elevation Date	Sample Date	Filter Status	Styrene -ug/L	Toluene -ug/L	1,1,1,2-Tetrachloroethane -ug/L	1,1,1-Trichloroethane -ug/L	1,1,2-Trichloroethane -ug/L	1,2,3-Trichlorobenzene -ug/L	1,2,4-Trichlorobenzene -ug/L	Trichloroethene -ug/L	1,2,3-Trichloropropane -ug/L	Trichlorofluoromethane -ug/L	1,1,2-Trichloro-1,2,2-Trifluoroethane -ug/L
MW-86B	19.67	1903.54	11/09/2009	11/18/2009	Unfiltered	<0.22	<0.22		<0.12	<0.31			46	<0.29	<0.16	
MW-86B	17.73	1905.48	05/14/2010	05/12/2010	Unfiltered	<0.22	<0.22		<0.12	<0.31			99	<0.29	0.21 Jq	
MW-86B	17.73	1905.48	05/14/2010	06/08/2010	Unfiltered											
MW-87A	21.10	1917.82	02/26/09	02/02/2009	Unfiltered	<0.10	<0.10		<0.10	<0.10			0.540 Jq		<0.10	
MW-87A	21.10	1917.82	02/26/09	03/04/2009	Unfiltered	<0.10	<0.10		<0.10	<0.10			0.570 Jq		<0.10	
MW-87A	21.26	1917.66	05/11/09	06/11/2009	Unfiltered	<0.30	<0.33	<0.35	<0.45	<0.54	<0.31	<0.49	0.44 Jq	<1.3	<0.31	<0.64
MW-87A	22.32	1916.60	08/13/2009	08/19/2009	Unfiltered	<0.22	<0.22		<0.12	<0.31			0.49 Jq	<0.29	<0.16	
MW-87A	22.97	1915.95	11/09/2009	11/19/2009	Unfiltered	<0.22	<0.22		<0.12	<0.31			0.45 Jq	<0.29	<0.16	
MW-87A	19.48	1919.44	05/14/2010	05/12/2010	Unfiltered	<0.22	<0.22		<0.12	<0.31			0.57	<0.29	<0.16	
MW-87A	19.48	1919.44	05/14/2010	06/08/2010	Unfiltered											
MW-87B	19.95	1918.87	02/26/09	02/02/2009	Unfiltered	<0.10	<0.10		<0.10	<0.10			87.0		<0.10	
MW-87B	19.95	1918.87	02/26/09	03/04/2009	Unfiltered	<0.10	<0.10		<0.10	<0.10			60.0		<0.10	
MW-87B	20.01	1918.81	05/11/09	06/11/2009	Unfiltered	<0.30	<0.33	<0.35	<0.45	<0.54	<0.31	<0.49	26	<1.3	<0.31	<0.64
MW-87B	21.16	1917.66	08/13/2009	08/19/2009	Unfiltered	<0.22	<0.22		<0.12	<0.31			17	<0.29	<0.16	
MW-87B	22.02	1916.80	11/09/2009	11/19/2009	Unfiltered	<0.22	<0.22		<0.12	<0.31			17	<0.29	<0.16	
MW-87B	17.65	1921.17	05/14/2010	05/12/2010	Unfiltered	<0.22	<0.22		<0.12	<0.31			48	<0.29	<0.16	
MW-87B	17.65	1921.17	05/14/2010	06/08/2010	Unfiltered											
MW-88	35.31	2106.66	02/26/09	02/06/2009	Unfiltered	<0.2	<0.2		<0.2	<0.2			<0.2			
MW-88	35.31	2106.66	02/26/09	03/06/2009	Unfiltered	<0.2	<0.2		<0.2	<0.2			<0.2			
MW-88	35.95	2106.02	05/11/09	06/09/2009	Unfiltered	<0.30	<0.33	<0.35	<0.45	<0.54	<0.31	<0.49	<0.30	<1.3	<0.31	<0.64
MW-88	36.76	2105.21	08/11/2009	08/17/2009	Unfiltered	<0.22	<0.22		<0.12	<0.31			<0.17	<0.29	<0.16	
MW-88	37.53	2104.44	11/06/2009	11/11/2009	Unfiltered	<0.22	<0.22		<0.12	<0.31			0.39 Jq	<0.29	<0.16	
MW-88	38.58	2103.39	05/13/2010	06/09/2010	Unfiltered	<0.22	<0.22		<0.12	<0.31			<0.17	<0.29	<0.16	
MW-89	29.97	2100.85	02/26/09	02/04/2009	Unfiltered	<0.2	<0.2		<0.2	<0.2			7			
MW-89	29.97	2100.85	02/26/09	03/09/2009	Unfiltered	<0.2	<0.2		<0.2	<0.2			7			
MW-89	30.61	2100.21	05/11/09	06/11/2009	Unfiltered	<0.30	<0.33	<0.35	<0.45	<0.54	<0.31	<0.49	4.1 Jf	<1.3	<0.31	<0.64
MW-89	31.45	2099.37	08/11/2009	08/17/2009	Unfiltered	<0.22	<0.22		<0.12	<0.31			8.3	<0.29	<0.16	
MW-89	32.22	2098.60	11/09/2009	11/19/2009	Unfiltered	<0.22	<0.22		<0.12	<0.31			7.9	<0.29	<0.16	

Consolidation Data Summary Table - Groundwater
Beaumont Site 1

	Water Level Data					Volatile Organics							
Sample Location	Depth to Water (feet below ground surface)	Groundwater Elevation (feet above mean sea level)	Elevation Date	Sample Date	Filter Status	1,2,4-Trimethylbenzene -ug/L	1,3,5-Trimethylbenzene -ug/L	1,1,2,2-Tetrachloroethane -ug/L	Tetrachloroethene (PCE) -ug/L	Vinyl Acetate -ug/L	Vinyl Chloride -ug/L	m,p-Xylenes -ug/L	o-Xylene -ug/L
MW-86B	19.67	1903.54	11/09/2009	11/18/2009	Unfiltered			<0.29	<0.17	<0.48	<0.13	<0.36	<0.41
MW-86B	17.73	1905.48	05/14/2010	05/12/2010	Unfiltered			<0.29	<0.17	<0.48	<0.13	<0.36	<0.41
MW-86B	17.73	1905.48	05/14/2010	06/08/2010	Unfiltered								
MW-87A	21.10	1917.82	02/26/09	02/02/2009	Unfiltered			<0.10	<0.10	<0.10	<0.05	<0.20	<0.10
MW-87A	21.10	1917.82	02/26/09	03/04/2009	Unfiltered			<0.10	<0.10	<0.10	<0.05	<0.20	<0.10
MW-87A	21.26	1917.66	05/11/09	06/11/2009	Unfiltered	<0.24	<0.23	<0.44	<0.51	<7.1	<0.33	<0.45	<0.24
MW-87A	22.32	1916.60	08/13/2009	08/19/2009	Unfiltered			<0.29	<0.17	<0.48	<0.13	<0.36	<0.41
MW-87A	22.97	1915.95	11/09/2009	11/19/2009	Unfiltered			<0.29	<0.17	<0.48	<0.13	<0.36	<0.41
MW-87A	19.48	1919.44	05/14/2010	05/12/2010	Unfiltered			<0.29	<0.17	<0.48	<0.13	<0.36	<0.41
MW-87A	19.48	1919.44	05/14/2010	06/08/2010	Unfiltered								
MW-87B	19.95	1918.87	02/26/09	02/02/2009	Unfiltered			<0.10	<0.10	<0.10	<0.05	<0.20	<0.10
MW-87B	19.95	1918.87	02/26/09	03/04/2009	Unfiltered			<0.10	<0.10	<0.10	<0.05	<0.20	<0.10
MW-87B	20.01	1918.81	05/11/09	06/11/2009	Unfiltered	<0.24	<0.23	<0.44	<0.51	<7.1	<0.33	<0.45	<0.24
MW-87B	21.16	1917.66	08/13/2009	08/19/2009	Unfiltered			<0.29	<0.17	<0.48	<0.13	<0.36	<0.41
MW-87B	22.02	1916.80	11/09/2009	11/19/2009	Unfiltered			<0.29	<0.17	<0.48	<0.13	<0.36	<0.41
MW-87B	17.65	1921.17	05/14/2010	05/12/2010	Unfiltered			<0.29	<0.17	<0.48	<0.13	<0.36	<0.41
MW-87B	17.65	1921.17	05/14/2010	06/08/2010	Unfiltered								
MW-88	35.31	2106.66	02/26/09	02/06/2009	Unfiltered			<0.2	<0.2		<0.2	<0.5	<0.2
MW-88	35.31	2106.66	02/26/09	03/06/2009	Unfiltered			<0.2	<0.2		<0.2	<0.5	<0.2
MW-88	35.95	2106.02	05/11/09	06/09/2009	Unfiltered	<0.24	<0.23	<0.44	<0.51	<7.1	<0.33	<0.45	<0.24
MW-88	36.76	2105.21	08/11/2009	08/17/2009	Unfiltered			<0.29	<0.17	<0.48	<0.13	<0.36	<0.41
MW-88	37.53	2104.44	11/06/2009	11/11/2009	Unfiltered			<0.29	<0.17	<0.48	<0.13	<0.36	<0.41
MW-88	38.58	2103.39	05/13/2010	06/09/2010	Unfiltered			<0.29	<0.17	<0.48	<0.13	<0.36	<0.41
MW-89	29.97	2100.85	02/26/09	02/04/2009	Unfiltered			<0.2	<0.2		<0.2	<0.5	<0.2
MW-89	29.97	2100.85	02/26/09	03/09/2009	Unfiltered			<0.2	<0.2		<0.2	<0.5	<0.2
MW-89	30.61	2100.21	05/11/09	06/11/2009	Unfiltered	<0.24	<0.23	<0.44	<0.51	<7.1	<0.33	<0.45	<0.24
MW-89	31.45	2099.37	08/11/2009	08/17/2009	Unfiltered			<0.29	<0.17	<0.48	<0.13	<0.36	<0.41
MW-89	32.22	2098.60	11/09/2009	11/19/2009	Unfiltered			<0.29	<0.17	<0.48	<0.13	<0.36	<0.41

Consolidation Data Summary Table - Groundwater
Beaumont Site 1

	Water Level Data					Volatile Organics										
Sample Location	Depth to Water (feet below ground surface)	Groundwater Elevation (feet above mean sea level)	Elevation Date	Sample Date	Filter Status	1,4-Dioxane -ug/L	N-Nitrosodimethylamine -ng/L	Acetone -ug/L	Bromodichloromethane -ug/L	2-Butanone -ug/L	Bromobenzene -ug/L	Bromochloromethane -ug/L	Bromomethane -ug/L	Bromoform -ug/L	n-Butylbenzene -ug/L	sec-Butylbenzene -ug/L
MW-89	33.33	2097.49	05/13/2010	06/17/2010	Unfiltered	7.0		<5.0	<0.11	<1.2			<0.48	<0.13		
MW-90	41.45	2106.26	02/26/09	02/05/2009	Unfiltered	<0.58		<5	<0.2	<5			<0.2	<0.3		
MW-90	41.45	2106.26	02/26/09	03/06/2009	Unfiltered	<0.62		<5	<0.2	<5			<0.2	<0.3		
MW-90	42.12	2105.59	05/11/09	06/09/2009	Unfiltered	<0.40		<9.1	<0.33	<6.9	<0.33	<0.69	<4.3	<0.55	<0.28	<0.20
MW-90	42.99	2104.72	08/11/2009	08/17/2009	Unfiltered	0.26		<5.0	<0.11	<1.2			<0.48	<0.13		
MW-90	43.73	2103.98	11/06/2009	11/12/2009	Unfiltered	0.30		<5.0	<0.11	<1.2			<0.48	<0.13		
MW-90	44.72	2102.99	05/13/2010	06/09/2010	Unfiltered	0.24		<5.0	<0.11	<1.2			<0.48	<0.13		
MW-90	45.56	2102.15	12/15/2010	1/5/2011	Unfiltered	0.21		<5.0	<0.11	<1.2			<0.48	<0.50		
MW-91	37.78	2107.07	02/26/09	02/05/2009	Unfiltered	0.73 Jq		<5	<0.2	<5			<0.2	<0.3		
MW-91	37.78	2107.07	02/26/09	03/06/2009	Unfiltered	1.5		<5	<0.2	<5			<0.2	<0.3		
MW-91	38.26	2106.59	05/11/09	06/09/2009	Unfiltered	1.5 Jq		<9.1	<0.33	<6.9	<0.33	<0.69	<4.3	<0.55	<0.28	<0.20
MW-91	38.94	2105.91	08/11/2009	08/17/2009	Unfiltered	1.6		<5.0	<0.11	<1.2			<0.48	<0.13		
MW-91	39.45	2105.40	11/06/2009	11/11/2009	Unfiltered	1.7		<5.0	<0.11	<1.2			<0.48	<0.13		
MW-91	40.33	2104.52	05/13/2010	06/09/2010	Unfiltered	1.8		<5.0	<0.11	<1.2			<0.48	<0.13		
MW-92	31.40	1888.43	02/26/09	02/04/2009	Unfiltered	<0.6		<2.0	<0.10	<1.0			<0.30	<0.50		
MW-92	31.40	1888.43	02/26/09	03/09/2009	Unfiltered	<0.62		<2.0	<0.10	<1.0			<0.30	<0.50		
MW-92	31.97	1887.86	05/11/09	06/12/2009	Unfiltered	<0.40		<9.1	<0.33	<6.9	<0.33	<0.69	<4.3	<0.55	<0.28	<0.20
MW-92	33.26	1886.57	08/13/2009	08/19/2009	Unfiltered	0.19 Jq		<5.0	<0.11	<1.2			<0.48	<0.13		
MW-92	33.61	1886.22	11/09/2009	11/18/2009	Unfiltered	0.14 Jq		<5.0	<0.11	<1.2			<0.48	<0.13		
MW-92	31.61	1888.22	05/14/2010	06/11/2010	Unfiltered	0.14 Jq		<5.0	<0.11	<1.2			<0.48	<0.13		
MW-93	34.61	1896.86	02/26/09	02/05/2009	Unfiltered	7		<2.0	<0.10	<1.0			<0.30	<0.50		
MW-93	34.61	1896.86	02/26/09	03/09/2009	Unfiltered	6.9		<2.0	<0.10	<1.0			<0.30	<0.50		
MW-93	34.78	1896.69	05/11/09	06/19/2009	Unfiltered	17		<5.0	<0.11	<1.2			<0.48	<0.13		
MW-93	36.11	1895.36	08/13/2009	08/19/2009	Unfiltered	16		<5.0	<0.11	<1.2			<0.48	<0.13		
MW-93	36.34	1895.13	11/09/2009	11/19/2009	Unfiltered	13		<5.0	<0.11	<1.2			<0.48	<0.13		
MW-93	32.97	1898.5	05/14/2010	06/11/2010	Unfiltered	12		<5.0	<0.11	<1.2			<0.48	<0.13		
MW-94	21.92	1914.63	02/26/09	02/02/2009	Unfiltered	1.6		<2.0	<0.10	<1.0			<0.30	<0.50		
MW-94	21.92	1914.63	02/26/09	03/09/2009	Unfiltered	3.2		<2.0	<0.10	<1.0			<0.30	<0.50		

Consolidation Data Summary Table - Groundwater
Beaumont Site 1

	Water Level Data					Volatile Organics									
Sample Location	Depth to Water (feet below ground surface)	Groundwater Elevation (feet above mean sea level)	Elevation Date	Sample Date	Filter Status	tert-Butylbenzene -ug/L	Benzene -ug/L	Carbon Disulfide -ug/L	Chlorobenzene -ug/L	2-Chlorotoluene -ug/L	4-Chlorotoluene -ug/L	Chloroethane -ug/L	Chloromethane -ug/L	Carbon Tetrachloride -ug/L	Chloroform -ug/L
MW-89	33.33	2097.49	05/13/2010	06/17/2010	Unfiltered		<0.14	0.38 Jq	<0.23			<0.35	<0.36	<0.15	0.71
MW-90	41.45	2106.26	02/26/09	02/05/2009	Unfiltered		<0.2	<0.2	<0.2			<0.2	<0.2	<0.2	0.24 Jq
MW-90	41.45	2106.26	02/26/09	03/06/2009	Unfiltered		<0.2	<0.2	<0.2			<0.2	<0.2	<0.2	<0.2
MW-90	42.12	2105.59	05/11/09	06/09/2009	Unfiltered	<0.28	<0.28	<1.9	<0.22	<0.55	<0.21	<1.3	<0.49	<0.43	<0.33
MW-90	42.99	2104.72	08/11/2009	08/17/2009	Unfiltered		<0.14	<0.36	<0.23			<0.35	<0.36	<0.15	0.23 Jq
MW-90	43.73	2103.98	11/06/2009	11/12/2009	Unfiltered		<0.14	<0.36	<0.23			<0.35	<0.36	<0.15	0.24 Jq
MW-90	44.72	2102.99	05/13/2010	06/09/2010	Unfiltered		<0.14	<0.36	<0.23			<0.35	<0.36	<0.15	0.29 Jq
MW-90	45.56	2102.15	12/15/2010	1/5/2011	Unfiltered		<0.14	<0.36	<0.23			<0.35	<0.36	<0.15	<0.46
MW-91	37.78	2107.07	02/26/09	02/05/2009	Unfiltered		<0.2	<0.2	<0.2			<0.2	<0.2	<0.2	<0.2
MW-91	37.78	2107.07	02/26/09	03/06/2009	Unfiltered		<0.2	0.21 Jq	<0.2			<0.2	0.33 Jq	<0.2	0.25 Jq
MW-91	38.26	2106.59	05/11/09	06/09/2009	Unfiltered	<0.28	<0.28	<1.9	<0.22	<0.55	<0.21	<1.3	<0.49	<0.43	<0.33
MW-91	38.94	2105.91	08/11/2009	08/17/2009	Unfiltered		<0.14	<0.36	<0.23			<0.35	<0.36	<0.15	<0.17
MW-91	39.45	2105.40	11/06/2009	11/11/2009	Unfiltered		<0.14	<0.36	<0.23			<0.35	<0.36	<0.15	<0.17
MW-91	40.33	2104.52	05/13/2010	06/09/2010	Unfiltered		<0.14	<0.36	<0.23			<0.35	<0.36	<0.15	<0.17
MW-92	31.40	1888.43	02/26/09	02/04/2009	Unfiltered		<0.10	<0.10	<0.10			<0.30	<0.30	<0.10	<0.10
MW-92	31.40	1888.43	02/26/09	03/09/2009	Unfiltered		<0.10	<0.10	<0.10			<0.30	<0.30	<0.10	<0.10
MW-92	31.97	1887.86	05/11/09	06/12/2009	Unfiltered	<0.28	<0.28	<1.9	<0.22	<0.55	<0.21	<1.3	<0.49	<0.43	<0.33
MW-92	33.26	1886.57	08/13/2009	08/19/2009	Unfiltered		<0.14	<0.36	<0.23			<0.35	<0.36	<0.15	<0.17
MW-92	33.61	1886.22	11/09/2009	11/18/2009	Unfiltered		<0.14	<0.36	<0.23			<0.35	<0.36	<0.15	<0.17
MW-92	31.61	1888.22	05/14/2010	06/11/2010	Unfiltered		<0.14	<0.36	<0.23			<0.35	<0.36	<0.15	<0.17
MW-93	34.61	1896.86	02/26/09	02/05/2009	Unfiltered		<0.10	<0.10	<0.10			<0.30	<0.30	<0.10	<0.10
MW-93	34.61	1896.86	02/26/09	03/09/2009	Unfiltered		<0.10	<0.10	<0.10			<0.30	<0.30	<0.10	<0.10
MW-93	34.78	1896.69	05/11/09	06/19/2009	Unfiltered		<0.14	<0.36 Jq	<0.23			<0.35	<0.36	<0.15	<0.17
MW-93	36.11	1895.36	08/13/2009	08/19/2009	Unfiltered		<0.14	0.46 Jq	<0.23			<0.35	<0.36	<0.15	<0.17
MW-93	36.34	1895.13	11/09/2009	11/19/2009	Unfiltered		<0.14	0.49 Jq	<0.23			<0.35	<0.36	<0.15	<0.17
MW-93	32.97	1898.5	05/14/2010	06/11/2010	Unfiltered		<0.14	<0.36	<0.23			<0.35	<0.36	<0.15	<0.17
MW-94	21.92	1914.63	02/26/09	02/02/2009	Unfiltered		<0.10	<0.10	<0.10			<0.30	<0.30	<0.10	<0.10
MW-94	21.92	1914.63	02/26/09	03/09/2009	Unfiltered		<0.10	<0.10	<0.10			<0.30	<0.30	<0.10	<0.10

Consolidation Data Summary Table - Groundwater
Beaumont Site 1

	Water Level Data					Volatile Organics									
Sample Location	Depth to Water (feet below ground surface)	Groundwater Elevation (feet above mean sea level)	Elevation Date	Sample Date	Filter Status	Dibromochloromethane -ug/L	1,2-Dibromo-3-Chloropropane -ug/L	Dibromomethane -ug/L	1,1-Dichloroethane -ug/L	1,2-Dichloroethane -ug/L	1,2-Dichlorobenzene -ug/L	1,3-Dichlorobenzene -ug/L	1,4-Dichlorobenzene -ug/L	1,1-Dichloroethene -ug/L	cis-1,2-Dichloroethene -ug/L
MW-89	33.33	2097.49	05/13/2010	06/17/2010	Unfiltered	<0.37			0.20 Jq	<0.21	<0.20	<0.15	<0.072	4.8	<0.18
MW-90	41.45	2106.26	02/26/09	02/05/2009	Unfiltered	<0.2			<0.2	<0.2				2.4	<0.2
MW-90	41.45	2106.26	02/26/09	03/06/2009	Unfiltered	<0.2			<0.2	<0.2				<0.2	<0.2
MW-90	42.12	2105.59	05/11/09	06/09/2009	Unfiltered	<0.48	<3.1	<0.59	<0.37	<0.31	<0.27	<0.28	<0.21	2.2	<0.49
MW-90	42.99	2104.72	08/11/2009	08/17/2009	Unfiltered	<0.37			<0.098	<0.21	<0.20	<0.15	<0.072	2.1	<0.18
MW-90	43.73	2103.98	11/06/2009	11/12/2009	Unfiltered	<0.37			<0.098	<0.21	<0.20	<0.15	<0.072	2.0	<0.18
MW-90	44.72	2102.99	05/13/2010	06/09/2010	Unfiltered	<0.37			<0.098	<0.21	<0.20	<0.15	<0.072	2.4	<0.18
MW-90	45.56	2102.15	12/15/2010	1/5/2011	Unfiltered	<0.37			<0.098	<0.21	<0.20	<0.15	<0.072	1.7	<0.18
MW-91	37.78	2107.07	02/26/09	02/05/2009	Unfiltered	<0.2			<0.2	<0.2				<0.2	<0.2
MW-91	37.78	2107.07	02/26/09	03/06/2009	Unfiltered	<0.2			<0.2	<0.2				1.8	<0.2
MW-91	38.26	2106.59	05/11/09	06/09/2009	Unfiltered	<0.48	<3.1	<0.59	<0.37	<0.31	<0.27	<0.28	<0.21	<0.40	<0.49
MW-91	38.94	2105.91	08/11/2009	08/17/2009	Unfiltered	<0.37			<0.098	<0.21	<0.20	<0.15	<0.072	<0.12	<0.18
MW-91	39.45	2105.40	11/06/2009	11/11/2009	Unfiltered	<0.37			<0.098	<0.21	<0.20	<0.15	<0.072	<0.12	<0.18
MW-91	40.33	2104.52	05/13/2010	06/09/2010	Unfiltered	<0.37			<0.098	<0.21	<0.20	<0.15	<0.072	0.16 Jq	<0.18
MW-92	31.40	1888.43	02/26/09	02/04/2009	Unfiltered	<0.10			<0.10	<0.10	<0.10	<0.10	<0.10	<0.10	<0.10
MW-92	31.40	1888.43	02/26/09	03/09/2009	Unfiltered	<0.10			<0.10	<0.10	<0.10	<0.10	<0.10	<0.10	<0.10
MW-92	31.97	1887.86	05/11/09	06/12/2009	Unfiltered	<0.48	<3.1	<0.59	<0.37	<0.31	<0.27	<0.28	<0.21	<0.40	<0.49
MW-92	33.26	1886.57	08/13/2009	08/19/2009	Unfiltered	<0.37			<0.098	<0.21	<0.20	<0.15	<0.072	<0.12	<0.18
MW-92	33.61	1886.22	11/09/2009	11/18/2009	Unfiltered	<0.37			<0.098	<0.21	<0.20	<0.15	<0.072	<0.12	<0.18
MW-92	31.61	1888.22	05/14/2010	06/11/2010	Unfiltered	<0.37			<0.098	<0.21	<0.20	<0.15	<0.072	<0.12	<0.18
MW-93	34.61	1896.86	02/26/09	02/05/2009	Unfiltered	<0.10			<0.10	<0.10	<0.10	<0.10	<0.10	0.41 Jq	<0.10
MW-93	34.61	1896.86	02/26/09	03/09/2009	Unfiltered	<0.10			<0.10	<0.10	<0.10	<0.10	<0.10	0.130 Jq	<0.10
MW-93	34.78	1896.69	05/11/09	06/19/2009	Unfiltered	<0.37			<0.098	<0.21	<0.20	<0.15	<0.072	0.67	<0.18
MW-93	36.11	1895.36	08/13/2009	08/19/2009	Unfiltered	<0.37			0.16 Jq	<0.21	<0.20	<0.15	<0.072	0.76	<0.18
MW-93	36.34	1895.13	11/09/2009	11/19/2009	Unfiltered	<0.37			0.16 Jq	<0.21	<0.20	<0.15	<0.072	0.87	<0.18
MW-93	32.97	1898.5	05/14/2010	06/11/2010	Unfiltered	<0.37			<0.098	<0.21	<0.20	<0.15	<0.072	0.28 Jq	<0.18
MW-94	21.92	1914.63	02/26/09	02/02/2009	Unfiltered	<0.10			<0.10	<0.10	<0.10	<0.10	<0.10	<0.10	<0.10
MW-94	21.92	1914.63	02/26/09	03/09/2009	Unfiltered	<0.10			0.290 Jq	<0.10	<0.10	<0.10	<0.10	0.140 Jq	<0.10

Consolidation Data Summary Table - Groundwater
Beaumont Site 1

	Water Level Data					Volatile Organics										
Sample Location	Depth to Water (feet below ground surface)	Groundwater Elevation (feet above mean sea level)	Elevation Date	Sample Date	Filter Status	trans-1,2-Dichloroethene -ug/L	1,1-Dichloropropene -ug/L	cis-1,3-Dichloropropene -ug/L	trans-1,3-Dichloropropene -ug/L	1,2-Dichloropropane -ug/L	1,3-Dichloropropane -ug/L	2,2-Dichloropropane -ug/L	1,2-Dibromoethane -ug/L	Dichlorodifluoromethane -ug/L	Ethylbenzene -ug/L	Ethene -ug/L
MW-89	33.33	2097.49	05/13/2010	06/17/2010	Unfiltered	<0.10		<0.30	<0.24	<0.19					<0.26	0.04 BJkq
MW-90	41.45	2106.26	02/26/09	02/05/2009	Unfiltered	<0.2		<0.2	<0.2	<0.2					<0.2	
MW-90	41.45	2106.26	02/26/09	03/06/2009	Unfiltered	<0.2		<0.2	<0.2	<0.2					<0.2	
MW-90	42.12	2105.59	05/11/09	06/09/2009	Unfiltered	<0.40	<0.26	<0.28	<0.36	<0.38	<0.38	<0.46	<0.47	<0.49	<0.22	
MW-90	42.99	2104.72	08/11/2009	08/17/2009	Unfiltered	<0.10		<0.30	<0.24	<0.19					<0.26	
MW-90	43.73	2103.98	11/06/2009	11/12/2009	Unfiltered	<0.10		<0.30	<0.24	<0.19					<0.26	
MW-90	44.72	2102.99	05/13/2010	06/09/2010	Unfiltered	<0.10		<0.30	<0.24	<0.19					<0.26	0.03 Jq
MW-90	45.56	2102.15	12/15/2010	1/5/2011	Unfiltered	<0.10		<0.30	<0.24	<0.19					<0.26	
MW-91	37.78	2107.07	02/26/09	02/05/2009	Unfiltered	<0.2		<0.2	<0.2	<0.2					<0.2	
MW-91	37.78	2107.07	02/26/09	03/06/2009	Unfiltered	<0.2		<0.2	<0.2	<0.2					<0.2	
MW-91	38.26	2106.59	05/11/09	06/09/2009	Unfiltered	<0.40	<0.26	<0.28	<0.36	<0.38	<0.38	<0.46	<0.47	<0.49	<0.22	
MW-91	38.94	2105.91	08/11/2009	08/17/2009	Unfiltered	<0.10		<0.30	<0.24	<0.19					<0.26	
MW-91	39.45	2105.40	11/06/2009	11/11/2009	Unfiltered	<0.10		<0.30	<0.24	<0.19					<0.26	
MW-91	40.33	2104.52	05/13/2010	06/09/2010	Unfiltered	<0.10		<0.30	<0.24	<0.19					<0.26	<0.02
MW-92	31.40	1888.43	02/26/09	02/04/2009	Unfiltered	<0.10		<0.10	<0.10	<0.10			<0.10		<0.10	
MW-92	31.40	1888.43	02/26/09	03/09/2009	Unfiltered	<0.10		<0.10	<0.10	<0.10			<0.10		<0.10	
MW-92	31.97	1887.86	05/11/09	06/12/2009	Unfiltered	<0.40	<0.26	<0.28	<0.36	<0.38	<0.38	<0.46	<0.47	<0.49	<0.22	
MW-92	33.26	1886.57	08/13/2009	08/19/2009	Unfiltered	<0.10		<0.30	<0.24	<0.19					<0.26	
MW-92	33.61	1886.22	11/09/2009	11/18/2009	Unfiltered	<0.10		<0.30	<0.24	<0.19					<0.26	
MW-92	31.61	1888.22	05/14/2010	06/11/2010	Unfiltered	<0.10		<0.30	<0.24	<0.19					<0.26	<0.02
MW-93	34.61	1896.86	02/26/09	02/05/2009	Unfiltered	<0.10		<0.10	<0.10	<0.10			<0.10		<0.10	
MW-93	34.61	1896.86	02/26/09	03/09/2009	Unfiltered	<0.10		<0.10	<0.10	<0.10			<0.10		<0.10	
MW-93	34.78	1896.69	05/11/09	06/19/2009	Unfiltered	<0.10		<0.30	<0.24	<0.19					<0.26	
MW-93	36.11	1895.36	08/13/2009	08/19/2009	Unfiltered	<0.10		<0.30	<0.24	<0.19					<0.26	
MW-93	36.34	1895.13	11/09/2009	11/19/2009	Unfiltered	<0.10		<0.30	<0.24	<0.19					<0.26	
MW-93	32.97	1898.5	05/14/2010	06/11/2010	Unfiltered	<0.10		<0.30	<0.24	<0.19					<0.26	<0.02
MW-94	21.92	1914.63	02/26/09	02/02/2009	Unfiltered	<0.10		<0.10	<0.10	<0.10			<0.10		<0.10	
MW-94	21.92	1914.63	02/26/09	03/09/2009	Unfiltered	<0.10		<0.10	<0.10	<0.10			<0.10		<0.10	

Consolidation Data Summary Table - Groundwater
Beaumont Site 1

	Water Level Data						Volatile Organics									
Sample Location	Depth to Water (feet below ground surface)	Groundwater Elevation (feet above mean sea level)	Elevation Date	Sample Date	Filter Status	Ethane -ug/L	Hexachlorobutadiene -ug/L	2-Hexanone -ug/L	p-Isopropyltoluene -ug/L	Isopropylbenzene -ug/L	Methane -ug/L	4-Methyl-2-Pentanone -ug/L	Methyl tert-butyl ether (MTBE) -ug/L	Methylene Chloride -ug/L	Naphthalene -ug/L	n-Propylbenzene -ug/L
MW-89	33.33	2097.49	05/13/2010	06/17/2010	Unfiltered	0.18		<1.2			0.31 Bk	<0.95	<0.29	<0.15		
MW-90	41.45	2106.26	02/26/09	02/05/2009	Unfiltered			<5				<5	<0.2	<0.5		
MW-90	41.45	2106.26	02/26/09	03/06/2009	Unfiltered			<5				<5	<0.2	<0.5		
MW-90	42.12	2105.59	05/11/09	06/09/2009	Unfiltered			<6.9	<0.26	<0.23		<4.4	<0.30	<2.6	<2.5	<0.79
MW-90	42.99	2104.72	08/11/2009	08/17/2009	Unfiltered			<1.2				<0.95	<0.29	0.18 BJkq		
MW-90	43.73	2103.98	11/06/2009	11/12/2009	Unfiltered			<1.2				<0.95	<0.29	<0.15		
MW-90	44.72	2102.99	05/13/2010	06/09/2010	Unfiltered	0.04 Jq		<1.2			0.21	<0.95	<0.29	<0.15		
MW-90	45.56	2102.15	12/15/2010	1/5/2011	Unfiltered			<1.2				<0.95	<0.43	0.15 BJkq		
MW-91	37.78	2107.07	02/26/09	02/05/2009	Unfiltered			<5				<5	<0.2	<0.5		
MW-91	37.78	2107.07	02/26/09	03/06/2009	Unfiltered			<5				<5	<0.2	<0.5		
MW-91	38.26	2106.59	05/11/09	06/09/2009	Unfiltered			<6.9	<0.26	<0.23		<4.4	<0.30	<2.6	<2.5	<0.79
MW-91	38.94	2105.91	08/11/2009	08/17/2009	Unfiltered			<1.2				<0.95	<0.29	0.23 BJkq		
MW-91	39.45	2105.40	11/06/2009	11/11/2009	Unfiltered			<1.2				<0.95	<0.29	<0.15		
MW-91	40.33	2104.52	05/13/2010	06/09/2010	Unfiltered	<0.01		<1.2			0.05 Jq	<0.95	<0.29	<0.15		
MW-92	31.40	1888.43	02/26/09	02/04/2009	Unfiltered			<0.50				<0.50	<0.10	<0.40		
MW-92	31.40	1888.43	02/26/09	03/09/2009	Unfiltered			<0.50				<0.50	<0.10	<0.40		
MW-92	31.97	1887.86	05/11/09	06/12/2009	Unfiltered			<6.9	<0.26	<0.23		<4.4	<0.30	<2.6	<2.5	<0.79
MW-92	33.26	1886.57	08/13/2009	08/19/2009	Unfiltered			<1.2				<0.95	<0.29	0.25 BJkq		
MW-92	33.61	1886.22	11/09/2009	11/18/2009	Unfiltered			<1.2				<0.95	<0.29	<0.15		
MW-92	31.61	1888.22	05/14/2010	06/11/2010	Unfiltered	<0.01		<1.2			0.08 Jq	<0.95	<0.29	<0.15		
MW-93	34.61	1896.86	02/26/09	02/05/2009	Unfiltered			<0.50				<0.50	<0.10	<0.40		
MW-93	34.61	1896.86	02/26/09	03/09/2009	Unfiltered			<0.50				<0.50	<0.10	<0.40		
MW-93	34.78	1896.69	05/11/09	06/19/2009	Unfiltered			<1.2				<0.95	<0.29	<0.15		
MW-93	36.11	1895.36	08/13/2009	08/19/2009	Unfiltered			<1.2				<0.95	<0.29	0.21 BJkq		
MW-93	36.34	1895.13	11/09/2009	11/19/2009	Unfiltered			<1.2				<0.95	<0.29	<0.15		
MW-93	32.97	1898.5	05/14/2010	06/11/2010	Unfiltered	0.02 Jq		<1.2			0.43	<0.95	<0.29	<0.15		
MW-94	21.92	1914.63	02/26/09	02/02/2009	Unfiltered			<0.50				<0.50	<0.10	<0.40		
MW-94	21.92	1914.63	02/26/09	03/09/2009	Unfiltered			<0.50				<0.50	<0.10	<0.40		

Consolidation Data Summary Table - Groundwater
Beaumont Site 1

	Water Level Data					Volatile Organics										
Sample Location	Depth to Water (feet below ground surface)	Groundwater Elevation (feet above mean sea level)	Elevation Date	Sample Date	Filter Status	Styrene -ug/L	Toluene -ug/L	1,1,1,2-Tetrachloroethane -ug/L	1,1,1-Trichloroethane -ug/L	1,1,2-Trichloroethane -ug/L	1,2,3-Trichlorobenzene -ug/L	1,2,4-Trichlorobenzene -ug/L	Trichloroethene -ug/L	1,2,3-Trichloropropane -ug/L	Trichlorofluoromethane -ug/L	1,1,2-Trichloro-1,2,2-Trifluoroethane -ug/L
MW-89	33.33	2097.49	05/13/2010	06/17/2010	Unfiltered	<0.22	<0.22		<0.12	<0.31			7.6	<0.29	<0.16	
MW-90	41.45	2106.26	02/26/09	02/05/2009	Unfiltered	<0.2	<0.2		<0.2	<0.2			3.1			
MW-90	41.45	2106.26	02/26/09	03/06/2009	Unfiltered	<0.2	<0.2		<0.2	<0.2			<0.2			
MW-90	42.12	2105.59	05/11/09	06/09/2009	Unfiltered	<0.30	<0.33	<0.35	<0.45	<0.54	<0.31	<0.49	2.2	<1.3	<0.31	<0.64
MW-90	42.99	2104.72	08/11/2009	08/17/2009	Unfiltered	<0.22	<0.22		<0.12	<0.31			2.4	<0.29	<0.16	
MW-90	43.73	2103.98	11/06/2009	11/12/2009	Unfiltered	<0.22	<0.22		<0.12	<0.31			2.4	<0.29	<0.16	
MW-90	44.72	2102.99	05/13/2010	06/09/2010	Unfiltered	<0.22	<0.22		<0.12	<0.31			2.8	<0.29	<0.16	
MW-90	45.56	2102.15	12/15/2010	1/5/2011	Unfiltered	<0.22	<0.22		<0.12	<0.31			2.2	<0.29	<0.16	
MW-91	37.78	2107.07	02/26/09	02/05/2009	Unfiltered	<0.2	<0.2		<0.2	<0.2			<0.2			
MW-91	37.78	2107.07	02/26/09	03/06/2009	Unfiltered	<0.2	<0.2		<0.2	<0.2			2.2			
MW-91	38.26	2106.59	05/11/09	06/09/2009	Unfiltered	<0.30	<0.33	<0.35	<0.45	<0.54	<0.31	<0.49	<0.30	<1.3	<0.31	<0.64
MW-91	38.94	2105.91	08/11/2009	08/17/2009	Unfiltered	<0.22	<0.22		<0.12	<0.31			<0.17	<0.29	<0.16	
MW-91	39.45	2105.40	11/06/2009	11/11/2009	Unfiltered	<0.22	<0.22		<0.12	<0.31			<0.17	<0.29	<0.16	
MW-91	40.33	2104.52	05/13/2010	06/09/2010	Unfiltered	<0.22	<0.22		<0.12	<0.31			<0.17	<0.29	<0.16	
MW-92	31.40	1888.43	02/26/09	02/04/2009	Unfiltered	<0.10	<0.10		<0.10	<0.10			19.4		<0.10	
MW-92	31.40	1888.43	02/26/09	03/09/2009	Unfiltered	<0.10	<0.10		<0.10	<0.10			18.3		<0.10	
MW-92	31.97	1887.86	05/11/09	06/12/2009	Unfiltered	<0.30	<0.33	<0.35	<0.45	<0.54	<0.31	<0.49	16	<1.3	<0.31	<0.64
MW-92	33.26	1886.57	08/13/2009	08/19/2009	Unfiltered	<0.22	<0.22		<0.12	<0.31			16	<0.29	<0.16	
MW-92	33.61	1886.22	11/09/2009	11/18/2009	Unfiltered	<0.22	<0.22		<0.12	<0.31			17	<0.29	<0.16	
MW-92	31.61	1888.22	05/14/2010	06/11/2010	Unfiltered	<0.22	<0.22		<0.12	<0.31			16	<0.29	<0.16	
MW-93	34.61	1896.86	02/26/09	02/05/2009	Unfiltered	<0.10	<0.10		<0.10	<0.10			1.46		<0.10	
MW-93	34.61	1896.86	02/26/09	03/09/2009	Unfiltered	<0.10	<0.10		<0.10	<0.10			1.67		<0.10	
MW-93	34.78	1896.69	05/11/09	06/19/2009	Unfiltered	<0.22	<0.22		<0.12	<0.31			2.0		<0.16	
MW-93	36.11	1895.36	08/13/2009	08/19/2009	Unfiltered	<0.22	<0.22		<0.12	<0.31			2.3	<0.29	<0.16	
MW-93	36.34	1895.13	11/09/2009	11/19/2009	Unfiltered	<0.22	<0.22		<0.12	<0.31			2.3	<0.29	<0.16	
MW-93	32.97	1898.5	05/14/2010	06/11/2010	Unfiltered	<0.22	<0.22		<0.12	<0.31			1.1	<0.29	<0.16	
MW-94	21.92	1914.63	02/26/09	02/02/2009	Unfiltered	<0.10	<0.10		<0.10	<0.10			1.25		<0.10	
MW-94	21.92	1914.63	02/26/09	03/09/2009	Unfiltered	<0.10	<0.10		<0.10	<0.10			1.74		<0.10	

Consolidation Data Summary Table - Groundwater
Beaumont Site 1

	Water Level Data					Volatile Organics							
Sample Location	Depth to Water (feet below ground surface)	Groundwater Elevation (feet above mean sea level)	Elevation Date	Sample Date	Filter Status	1,2,4-Trimethylbenzene -ug/L	1,3,5-Trimethylbenzene -ug/L	1,1,2,2-Tetrachloroethane -ug/L	Tetrachloroethene (PCE) -ug/L	Vinyl Acetate -ug/L	Vinyl Chloride -ug/L	m,p-Xylenes -ug/L	o-Xylene -ug/L
MW-89	33.33	2097.49	05/13/2010	06/17/2010	Unfiltered			<0.29	<0.17	<0.48	<0.13	<0.36	<0.41
MW-90	41.45	2106.26	02/26/09	02/05/2009	Unfiltered			<0.2	<0.2		<0.2	<0.5	<0.2
MW-90	41.45	2106.26	02/26/09	03/06/2009	Unfiltered			<0.2	<0.2		<0.2	<0.5	<0.2
MW-90	42.12	2105.59	05/11/09	06/09/2009	Unfiltered	<0.24	<0.23	<0.44	<0.51	<7.1	<0.33	<0.45	<0.24
MW-90	42.99	2104.72	08/11/2009	08/17/2009	Unfiltered			<0.29	<0.17	<0.48	<0.13	<0.36	<0.41
MW-90	43.73	2103.98	11/06/2009	11/12/2009	Unfiltered			<0.29	<0.17	<0.48	<0.13	<0.36	<0.41
MW-90	44.72	2102.99	05/13/2010	06/09/2010	Unfiltered			<0.29	<0.17	<0.48	<0.13	<0.36	<0.41
MW-90	45.56	2102.15	12/15/2010	1/5/2011	Unfiltered			<0.29	<0.23	<0.48	<0.13	<0.36	<0.41
MW-91	37.78	2107.07	02/26/09	02/05/2009	Unfiltered			<0.2	<0.2		<0.2	<0.5	<0.2
MW-91	37.78	2107.07	02/26/09	03/06/2009	Unfiltered			<0.2	<0.2		<0.2	<0.5	<0.2
MW-91	38.26	2106.59	05/11/09	06/09/2009	Unfiltered	<0.24	<0.23	<0.44	<0.51	<7.1	<0.33	<0.45	<0.24
MW-91	38.94	2105.91	08/11/2009	08/17/2009	Unfiltered			<0.29	<0.17	<0.48	<0.13	<0.36	<0.41
MW-91	39.45	2105.40	11/06/2009	11/11/2009	Unfiltered			<0.29	<0.17	<0.48	<0.13	<0.36	<0.41
MW-91	40.33	2104.52	05/13/2010	06/09/2010	Unfiltered			<0.29	<0.17	<0.48	<0.13	<0.36	<0.41
MW-92	31.40	1888.43	02/26/09	02/04/2009	Unfiltered			<0.10	<0.10	<0.10	<0.05	<0.20	<0.10
MW-92	31.40	1888.43	02/26/09	03/09/2009	Unfiltered			<0.10	<0.10	<0.10	<0.05	<0.20	<0.10
MW-92	31.97	1887.86	05/11/09	06/12/2009	Unfiltered	<0.24	<0.23	<0.44	<0.51	<7.1	<0.33	<0.45	<0.24
MW-92	33.26	1886.57	08/13/2009	08/19/2009	Unfiltered			<0.29	<0.17	<0.48	<0.13	<0.36	<0.41
MW-92	33.61	1886.22	11/09/2009	11/18/2009	Unfiltered			<0.29	<0.17	<0.48	<0.13	<0.36	<0.41
MW-92	31.61	1888.22	05/14/2010	06/11/2010	Unfiltered			<0.29	<0.17	<0.48	<0.13	<0.36	<0.41
MW-93	34.61	1896.86	02/26/09	02/05/2009	Unfiltered			<0.10	<0.10	<0.10	<0.05	<0.20	<0.10
MW-93	34.61	1896.86	02/26/09	03/09/2009	Unfiltered			<0.10	<0.10	<0.10	<0.05	<0.20	<0.10
MW-93	34.78	1896.69	05/11/09	06/19/2009	Unfiltered			<0.29	<0.17	<0.48	<0.13	<0.36	<0.41
MW-93	36.11	1895.36	08/13/2009	08/19/2009	Unfiltered			<0.29	<0.17	<0.48	<0.13	<0.36	<0.41
MW-93	36.34	1895.13	11/09/2009	11/19/2009	Unfiltered			<0.29	<0.17	<0.48	<0.13	<0.36	<0.41
MW-93	32.97	1898.5	05/14/2010	06/11/2010	Unfiltered			<0.29	<0.17	<0.48	<0.13	<0.36	<0.41
MW-94	21.92	1914.63	02/26/09	02/02/2009	Unfiltered			<0.10	<0.10	<0.10	<0.05	<0.20	<0.10
MW-94	21.92	1914.63	02/26/09	03/09/2009	Unfiltered			<0.10	<0.10	<0.10	<0.05	<0.20	<0.10

Consolidation Data Summary Table - Groundwater
Beaumont Site 1

	Water Level Data					Volatile Organics										
Sample Location	Depth to Water (feet below ground surface)	Groundwater Elevation (feet above mean sea level)	Elevation Date	Sample Date	Filter Status	1,4-Dioxane -ug/L	N-Nitrosodimethylamine -ng/L	Acetone -ug/L	Bromodichloromethane -ug/L	2-Butanone -ug/L	Bromobenzene -ug/L	Bromochloromethane -ug/L	Bromomethane -ug/L	Bromoform -ug/L	n-Butylbenzene -ug/L	sec-Butylbenzene -ug/L
MW-94	21.97	1914.58	05/11/09	06/22/2009	Unfiltered	8.8		<5.0	<0.11	<1.2			<0.48	<0.13		
MW-94	22.92	1913.63	08/13/2009	08/19/2009	Unfiltered	7.4		<5.0	<0.11	<1.2			<0.48	<0.13		
MW-94	23.35	1913.20	11/09/2009	11/19/2009	Unfiltered	5.7		<5.0	<0.11	<1.2			<0.48	<0.13		
MW-94	19.53	1917.02	05/14/2010	06/16/2010	Unfiltered	4.2		<5.0	<0.11	<1.2			<0.48	<0.13		
MW-95	21.17	1899.63	02/26/09	02/03/2009	Unfiltered	<0.59		<2.0	<0.10	<1.0			<0.30	<0.50		
MW-95	21.17	1899.63	02/26/09	03/09/2009	Unfiltered	<0.64		<2.0	<0.10	<1.0			<0.30	<0.50		
MW-95	21.32	1899.48	05/11/09	06/12/2009	Unfiltered	<0.40		<9.1	<0.33	<6.9	<0.33	<0.69	<4.3	<0.55	<0.28	<0.20
MW-95	22.03	1898.77	08/13/2009	08/18/2009	Unfiltered	0.27		<5.0	<0.11	<1.2			<0.48	<0.13		
MW-95	22.25	1898.55	11/09/2009	11/18/2009	Unfiltered	0.27		<5.0	<0.11	<1.2			<0.48	<0.13		
MW-95	20.75	1900.05	05/14/2010	06/11/2010	Unfiltered	0.23		<5.0	<0.11	<1.2			<0.48	<0.13		
MW-96	53.75	1944.88	02/26/09	02/04/2009	Unfiltered	<0.61		<5	<0.2	<5			<0.2	<0.3		
MW-96	53.75	1944.88	02/26/09	03/05/2009	Unfiltered	<0.59		<5	<0.2	<5			<0.2	<0.3		
MW-96	53.77	1944.86	05/11/09	06/02/2009	Unfiltered	<0.40		<9.1	<0.33	<6.9	<0.33	<0.69	<4.3	<0.55	<0.28	<0.20
MW-96	54.16	1944.47	08/13/2009	08/18/2009	Unfiltered	<0.10		<5.0	<0.11	<1.2			<0.48	<0.13		
MW-96	54.52	1944.11	11/09/2009	11/20/2009	Unfiltered	<0.10		<5.0	<0.11	<1.2			<0.48	<0.13		
MW-96	54.39	1944.24	05/14/2010	06/11/2010	Unfiltered	<0.10		<5.0	<0.11	<1.2			<0.48	<0.13		
MW-97	48.12	1948.35	02/26/09	02/04/2009	Unfiltered	<0.58		<5	<0.2	<5			<0.2	<0.3		
MW-97	48.12	1948.35	02/26/09	03/05/2009	Unfiltered	<0.59		<5	<0.2	<5			<0.2	<0.3		
MW-97	49.00	1947.47	05/11/09	06/02/2009	Unfiltered	<0.40		<9.1	<0.33	<6.9	<0.33	<0.69	<4.3	<0.55	<0.28	<0.20
MW-97	50.10	1946.37	08/13/2009	08/18/2009	Unfiltered	<0.10		<5.0	<0.11	<1.2			<0.48	<0.13		
MW-97	50.73	1945.74	11/09/2009	11/20/2009	Unfiltered	<0.10		<5.0	<0.11	<1.2			<0.48	<0.13		
MW-97	49.39	1947.08	05/14/2010	06/11/2010	Unfiltered	<0.10		<5.0	<0.11	<1.2			<0.48	<0.13		
MW-98A	45.37	2096.31	02/26/09	02/11/2009	Unfiltered	<0.59		<2.0	<0.10	<1.0			<0.30	<0.50		
MW-98A	45.37	2096.31	02/26/09	03/10/2009	Unfiltered	<0.61		<2.0	<0.10	<1.0			<0.30	<0.50		
MW-98A	45.54	2096.14	05/11/09	06/03/2009	Unfiltered	<0.40		<9.1	<0.33	<6.9	<0.33	<0.69	<4.3	<0.55	<0.28	<0.20
MW-98A	46.31	2095.37	08/11/2009	08/17/2009	Unfiltered	<0.10		<5.0	<0.11	<1.2			<0.48	<0.13		
MW-98A	46.96	2094.72	11/06/2009	11/11/2009	Unfiltered	<0.10		<5.0	<0.11	<1.2			<0.48	<0.13		
MW-98A	47.3	2094.38	05/13/2010	06/07/2010	Unfiltered	0.20		<5.0	<0.11	<1.2			<0.48	<0.13		

Consolidation Data Summary Table - Groundwater
Beaumont Site 1

	Water Level Data					Volatile Organics									
Sample Location	Depth to Water (feet below ground surface)	Groundwater Elevation (feet above mean sea level)	Elevation Date	Sample Date	Filter Status	tert-Butylbenzene -ug/L	Benzene -ug/L	Carbon Disulfide -ug/L	Chlorobenzene -ug/L	2-Chlorotoluene -ug/L	4-Chlorotoluene -ug/L	Chloroethane -ug/L	Chloromethane -ug/L	Carbon Tetrachloride -ug/L	Chloroform -ug/L
MW-94	21.97	1914.58	05/11/09	06/22/2009	Unfiltered		<0.14	2.5	<0.23			<0.35	<0.36	<0.15	<0.17
MW-94	22.92	1913.63	08/13/2009	08/19/2009	Unfiltered		<0.14	1.7	<0.23			<0.35	<0.36	<0.15	<0.17
MW-94	23.35	1913.20	11/09/2009	11/19/2009	Unfiltered		<0.14	1.8	<0.23			<0.35	<0.36	<0.15	<0.17
MW-94	19.53	1917.02	05/14/2010	06/16/2010	Unfiltered		<0.14	0.83	<0.23			<0.35	<0.36	<0.15	<0.17
MW-95	21.17	1899.63	02/26/09	02/03/2009	Unfiltered		<0.10	<0.10	<0.10			<0.30	<0.30	<0.10	<0.10
MW-95	21.17	1899.63	02/26/09	03/09/2009	Unfiltered		<0.10	<0.10	<0.10			<0.30	<0.30	<0.10	<0.10
MW-95	21.32	1899.48	05/11/09	06/12/2009	Unfiltered	<0.28	<0.28	<1.9	<0.22	<0.55	<0.21	<1.3	<0.49	<0.43	<0.33
MW-95	22.03	1898.77	08/13/2009	08/18/2009	Unfiltered		<0.14	1.8	<0.23			<0.35	<0.36	<0.15	<0.17
MW-95	22.25	1898.55	11/09/2009	11/18/2009	Unfiltered		<0.14	1.4	<0.23			<0.35	<0.36	<0.15	<0.17
MW-95	20.75	1900.05	05/14/2010	06/11/2010	Unfiltered		<0.14	1.2	<0.23			<0.35	<0.36	<0.15	<0.17
MW-96	53.75	1944.88	02/26/09	02/04/2009	Unfiltered		<0.2	<0.2	<0.2			<0.2	<0.2	<0.2	0.77 Jq
MW-96	53.75	1944.88	02/26/09	03/05/2009	Unfiltered		<0.2	2	<0.2			<0.2	0.65 Jq	<0.2	0.63 Jq
MW-96	53.77	1944.86	05/11/09	06/02/2009	Unfiltered	<0.28	<0.28	<1.9	<0.22	<0.55	<0.21	<1.3	<0.49	<0.43	<0.33
MW-96	54.16	1944.47	08/13/2009	08/18/2009	Unfiltered		<0.14	2.8	<0.23			<0.35	<0.36	<0.15	0.19 Jq
MW-96	54.52	1944.11	11/09/2009	11/20/2009	Unfiltered		<0.14	3.1	<0.23			<0.35	<0.36	<0.15	<0.17
MW-96	54.39	1944.24	05/14/2010	06/11/2010	Unfiltered		<0.14	1.1	<0.23			<0.35	<0.36	<0.15	<0.17
MW-97	48.12	1948.35	02/26/09	02/04/2009	Unfiltered		<0.2	<0.2	<0.2			<0.2	<0.2	<0.2	0.72 Jq
MW-97	48.12	1948.35	02/26/09	03/05/2009	Unfiltered		<0.2	3.9	<0.2			<0.2	0.48 Jq	<0.2	0.61 Jq
MW-97	49.00	1947.47	05/11/09	06/02/2009	Unfiltered	<0.28	<0.28	<1.9	<0.22	<0.55	<0.21	<1.3	<0.49	<0.43	<0.33
MW-97	50.10	1946.37	08/13/2009	08/18/2009	Unfiltered		<0.14	0.98	<0.23			<0.35	<0.36	<0.15	0.19 Jq
MW-97	50.73	1945.74	11/09/2009	11/20/2009	Unfiltered		<0.14	1.4	<0.23			<0.35	<0.36	<0.15	<0.17
MW-97	49.39	1947.08	05/14/2010	06/11/2010	Unfiltered		<0.14	1.1	<0.23			<0.35	<0.36	<0.15	<0.17
MW-98A	45.37	2096.31	02/26/09	02/11/2009	Unfiltered		<0.10	<0.10	<0.10			<0.30	<0.30	<0.10	<0.10
MW-98A	45.37	2096.31	02/26/09	03/10/2009	Unfiltered		<0.10	<0.10	<0.10			<0.30	<0.30	<0.10	<0.10
MW-98A	45.54	2096.14	05/11/09	06/03/2009	Unfiltered	<0.28	<0.28	<1.9	<0.22	<0.55	<0.21	<1.3	<0.49	<0.43	<0.33
MW-98A	46.31	2095.37	08/11/2009	08/17/2009	Unfiltered		<0.14	0.72	<0.23			<0.35	<0.36	<0.15	<0.17
MW-98A	46.96	2094.72	11/06/2009	11/11/2009	Unfiltered		<0.14	0.60	<0.23			<0.35	<0.36	<0.15	<0.17
MW-98A	47.3	2094.38	05/13/2010	06/07/2010	Unfiltered		<0.14	0.53	<0.23			<0.35	<0.36	<0.15	<0.17

Consolidation Data Summary Table - Groundwater
Beaumont Site 1

	Water Level Data					Volatile Organics									
Sample Location	Depth to Water (feet below ground surface)	Groundwater Elevation (feet above mean sea level)	Elevation Date	Sample Date	Filter Status	Dibromochloromethane -ug/L	1,2-Dibromo-3-Chloropropane -ug/L	Dibromomethane -ug/L	1,1-Dichloroethane -ug/L	1,2-Dichloroethane -ug/L	1,2-Dichlorobenzene -ug/L	1,3-Dichlorobenzene -ug/L	1,4-Dichlorobenzene -ug/L	1,1-Dichloroethene -ug/L	cis-1,2-Dichloroethene -ug/L
MW-94	21.97	1914.58	05/11/09	06/22/2009	Unfiltered	<0.37			<0.098 Jq	<0.21	<0.20	<0.15	<0.072	0.54	<0.18
MW-94	22.92	1913.63	08/13/2009	08/19/2009	Unfiltered	<0.37			0.35 Jq	<0.21	<0.20	<0.15	<0.072	0.42 Jq	<0.18
MW-94	23.35	1913.20	11/09/2009	11/19/2009	Unfiltered	<0.37			0.28 Jq	<0.21	<0.20	<0.15	<0.072	0.46 Jq	<0.18
MW-94	19.53	1917.02	05/14/2010	06/16/2010	Unfiltered	<0.37			0.21 Jq	<0.21	<0.20	<0.15	<0.072	0.37 Jq	<0.18
MW-95	21.17	1899.63	02/26/09	02/03/2009	Unfiltered	<0.10			<0.10	<0.10	<0.10	<0.10	<0.10	<0.10	<0.10
MW-95	21.17	1899.63	02/26/09	03/09/2009	Unfiltered	<0.10			<0.10	<0.10	<0.10	<0.10	<0.10	<0.10	<0.10
MW-95	21.32	1899.48	05/11/09	06/12/2009	Unfiltered	<0.48	<3.1	<0.59	<0.37	<0.31	<0.27	<0.28	<0.21	<0.40	<0.49
MW-95	22.03	1898.77	08/13/2009	08/18/2009	Unfiltered	<0.37			<0.098	<0.21	<0.20	<0.15	<0.072	<0.12	<0.18
MW-95	22.25	1898.55	11/09/2009	11/18/2009	Unfiltered	<0.37			<0.098	<0.21	<0.20	<0.15	<0.072	<0.12	<0.18
MW-95	20.75	1900.05	05/14/2010	06/11/2010	Unfiltered	<0.37			<0.098	<0.21	<0.20	<0.15	<0.072	<0.12	<0.18
MW-96	53.75	1944.88	02/26/09	02/04/2009	Unfiltered	<0.2			<0.2	<0.2				<0.2	<0.2
MW-96	53.75	1944.88	02/26/09	03/05/2009	Unfiltered	<0.2			<0.2	<0.2				<0.2	<0.2
MW-96	53.77	1944.86	05/11/09	06/02/2009	Unfiltered	<0.48	<3.1	<0.59	<0.37	<0.31	<0.27	<0.28	<0.21	<0.40	<0.49
MW-96	54.16	1944.47	08/13/2009	08/18/2009	Unfiltered	<0.37			<0.098	<0.21	<0.20	<0.15	<0.072	<0.12	<0.18
MW-96	54.52	1944.11	11/09/2009	11/20/2009	Unfiltered	<0.37			<0.098	<0.21	<0.20	<0.15	<0.072	<0.12	<0.18
MW-96	54.39	1944.24	05/14/2010	06/11/2010	Unfiltered	<0.37			<0.098	<0.21	<0.20	<0.15	<0.072	<0.12	<0.18
MW-97	48.12	1948.35	02/26/09	02/04/2009	Unfiltered	<0.2			<0.2	<0.2				<0.2	<0.2
MW-97	48.12	1948.35	02/26/09	03/05/2009	Unfiltered	<0.2			<0.2	<0.2				<0.2	<0.2
MW-97	49.00	1947.47	05/11/09	06/02/2009	Unfiltered	<0.48	<3.1	<0.59	<0.37	<0.31	<0.27	<0.28	<0.21	<0.40	<0.49
MW-97	50.10	1946.37	08/13/2009	08/18/2009	Unfiltered	<0.37			<0.098	<0.21	<0.20	<0.15	<0.072	<0.12	<0.18
MW-97	50.73	1945.74	11/09/2009	11/20/2009	Unfiltered	<0.37			<0.098	<0.21	<0.20	<0.15	<0.072	<0.12	<0.18
MW-97	49.39	1947.08	05/14/2010	06/11/2010	Unfiltered	<0.37			<0.098	<0.21	<0.20	<0.15	<0.072	<0.12	<0.18
MW-98A	45.37	2096.31	02/26/09	02/11/2009	Unfiltered	<0.10			<0.10	<0.10	<0.10	<0.10	<0.10	<0.10	<0.10
MW-98A	45.37	2096.31	02/26/09	03/10/2009	Unfiltered	<0.10			<0.10	<0.10	<0.10	<0.10	<0.10	<0.10	<0.10
MW-98A	45.54	2096.14	05/11/09	06/03/2009	Unfiltered	<0.48	<3.1	<0.59	<0.37	<0.31	<0.27	<0.28	<0.21	<0.40	<0.49
MW-98A	46.31	2095.37	08/11/2009	08/17/2009	Unfiltered	<0.37			<0.098	<0.21	<0.20	<0.15	<0.072	<0.12	<0.18
MW-98A	46.96	2094.72	11/06/2009	11/11/2009	Unfiltered	<0.37			<0.098	<0.21	<0.20	<0.15	<0.072	<0.12	<0.18
MW-98A	47.3	2094.38	05/13/2010	06/07/2010	Unfiltered	<0.37			<0.098	<0.21	<0.20	<0.15	<0.072	<0.12	<0.18

Consolidation Data Summary Table - Groundwater
Beaumont Site 1

	Water Level Data					Volatile Organics										
Sample Location	Depth to Water (feet below ground surface)	Groundwater Elevation (feet above mean sea level)	Elevation Date	Sample Date	Filter Status	trans-1,2-Dichloroethene -ug/L	1,1-Dichloropropene -ug/L	cis-1,3-Dichloropropene -ug/L	trans-1,3-Dichloropropene -ug/L	1,2-Dichloropropane -ug/L	1,3-Dichloropropane -ug/L	2,2-Dichloropropane -ug/L	1,2-Dibromoethane -ug/L	Dichlorodifluoromethane -ug/L	Ethylbenzene -ug/L	Ethene -ug/L
MW-94	21.97	1914.58	05/11/09	06/22/2009	Unfiltered	<0.10		<0.30	<0.24	<0.19					<0.26	
MW-94	22.92	1913.63	08/13/2009	08/19/2009	Unfiltered	<0.10		<0.30	<0.24	<0.19					<0.26	
MW-94	23.35	1913.20	11/09/2009	11/19/2009	Unfiltered	<0.10		<0.30	<0.24	<0.19					<0.26	
MW-94	19.53	1917.02	05/14/2010	06/16/2010	Unfiltered	<0.10		<0.30	<0.24	<0.19					<0.26	0.05 Jq
MW-95	21.17	1899.63	02/26/09	02/03/2009	Unfiltered	<0.10		<0.10	<0.10	<0.10			<0.10		<0.10	
MW-95	21.17	1899.63	02/26/09	03/09/2009	Unfiltered	<0.10		<0.10	<0.10	<0.10			<0.10		<0.10	
MW-95	21.32	1899.48	05/11/09	06/12/2009	Unfiltered	<0.40	<0.26	<0.28	<0.36	<0.38	<0.38	<0.46	<0.47	<0.49	<0.22	
MW-95	22.03	1898.77	08/13/2009	08/18/2009	Unfiltered	<0.10		<0.30	<0.24	<0.19					<0.26	
MW-95	22.25	1898.55	11/09/2009	11/18/2009	Unfiltered	<0.10		<0.30	<0.24	<0.19					<0.26	
MW-95	20.75	1900.05	05/14/2010	06/11/2010	Unfiltered	<0.10		<0.30	<0.24	<0.19					<0.26	<0.02
MW-96	53.75	1944.88	02/26/09	02/04/2009	Unfiltered	<0.2		<0.2	<0.2	<0.2					<0.2	
MW-96	53.75	1944.88	02/26/09	03/05/2009	Unfiltered	<0.2		<0.2	<0.2	<0.2					<0.2	
MW-96	53.77	1944.86	05/11/09	06/02/2009	Unfiltered	<0.40	<0.26	<0.28	<0.36	<0.38	<0.38	<0.46	<0.47	<0.49	<0.22	
MW-96	54.16	1944.47	08/13/2009	08/18/2009	Unfiltered	<0.10		<0.30	<0.24	<0.19					<0.26	
MW-96	54.52	1944.11	11/09/2009	11/20/2009	Unfiltered	<0.10		<0.30	<0.24	<0.19					<0.26	
MW-96	54.39	1944.24	05/14/2010	06/11/2010	Unfiltered	<0.10		<0.30	<0.24	<0.19					<0.26	0.63
MW-97	48.12	1948.35	02/26/09	02/04/2009	Unfiltered	<0.2		<0.2	<0.2	<0.2					<0.2	
MW-97	48.12	1948.35	02/26/09	03/05/2009	Unfiltered	<0.2		<0.2	<0.2	<0.2					<0.2	
MW-97	49.00	1947.47	05/11/09	06/02/2009	Unfiltered	<0.40	<0.26	<0.28	<0.36	<0.38	<0.38	<0.46	<0.47	<0.49	<0.22	
MW-97	50.10	1946.37	08/13/2009	08/18/2009	Unfiltered	<0.10		<0.30	<0.24	<0.19					<0.26	
MW-97	50.73	1945.74	11/09/2009	11/20/2009	Unfiltered	<0.10		<0.30	<0.24	<0.19					<0.26	
MW-97	49.39	1947.08	05/14/2010	06/11/2010	Unfiltered	<0.10		<0.30	<0.24	<0.19					<0.26	2.3
MW-98A	45.37	2096.31	02/26/09	02/11/2009	Unfiltered	<0.10		<0.10	<0.10	<0.10			<0.10		<0.10	
MW-98A	45.37	2096.31	02/26/09	03/10/2009	Unfiltered	<0.10		<0.10	<0.10	<0.10			<0.10		<0.10	
MW-98A	45.54	2096.14	05/11/09	06/03/2009	Unfiltered	<0.40	<0.26	<0.28	<0.36	<0.38	<0.38	<0.46	<0.47	<0.49	<0.22	
MW-98A	46.31	2095.37	08/11/2009	08/17/2009	Unfiltered	<0.10		<0.30	<0.24	<0.19					<0.26	
MW-98A	46.96	2094.72	11/06/2009	11/11/2009	Unfiltered	<0.10		<0.30	<0.24	<0.19					<0.26	
MW-98A	47.3	2094.38	05/13/2010	06/07/2010	Unfiltered	<0.10		<0.30	<0.24	<0.19					<0.26	0.15

Consolidation Data Summary Table - Groundwater
Beaumont Site 1

	Water Level Data					Volatile Organics										
Sample Location	Depth to Water (feet below ground surface)	Groundwater Elevation (feet above mean sea level)	Elevation Date	Sample Date	Filter Status	Ethane -ug/L	Hexachlorobutadiene -ug/L	2-Hexanone -ug/L	p-Isopropyltoluene -ug/L	Isopropylbenzene -ug/L	Methane -ug/L	4-Methyl-2-Pentanone -ug/L	Methyl tert-butyl ether (MTBE) -ug/L	Methylene Chloride -ug/L	Naphthalene -ug/L	n-Propylbenzene -ug/L
MW-94	21.97	1914.58	05/11/09	06/22/2009	Unfiltered			<1.2				<0.95	<0.29	<0.15		
MW-94	22.92	1913.63	08/13/2009	08/19/2009	Unfiltered			<1.2				<0.95	<0.29	0.35 BJkq		
MW-94	23.35	1913.20	11/09/2009	11/19/2009	Unfiltered			<1.2				<0.95	<0.29	<0.15		
MW-94	19.53	1917.02	05/14/2010	06/16/2010	Unfiltered	0.1		<1.2			1.1	<0.95	<0.29	<0.15		
MW-95	21.17	1899.63	02/26/09	02/03/2009	Unfiltered			<0.50				<0.50	<0.10	<0.40		
MW-95	21.17	1899.63	02/26/09	03/09/2009	Unfiltered			<0.50				<0.50	<0.10	<0.40		
MW-95	21.32	1899.48	05/11/09	06/12/2009	Unfiltered			<6.9	<0.26	<0.23		<4.4	<0.30	<2.6	<2.5	<0.79
MW-95	22.03	1898.77	08/13/2009	08/18/2009	Unfiltered			<1.2				<0.95	<0.29	0.28 Jq		
MW-95	22.25	1898.55	11/09/2009	11/18/2009	Unfiltered			<1.2				<0.95	<0.29	<0.15		
MW-95	20.75	1900.05	05/14/2010	06/11/2010	Unfiltered	<0.01		<1.2			4.4	<0.95	<0.29	<0.15		
MW-96	53.75	1944.88	02/26/09	02/04/2009	Unfiltered			<5				<5	<0.2	<0.5		
MW-96	53.75	1944.88	02/26/09	03/05/2009	Unfiltered			<5				<5	<0.2	<0.5		
MW-96	53.77	1944.86	05/11/09	06/02/2009	Unfiltered			<6.9	<0.26	<0.23		<4.4	<0.30	<2.6	<2.5	<0.79
MW-96	54.16	1944.47	08/13/2009	08/18/2009	Unfiltered			<1.2				<0.95	<0.29	0.56 BJkq		
MW-96	54.52	1944.11	11/09/2009	11/20/2009	Unfiltered			<1.2				<0.95	<0.29	<0.15		
MW-96	54.39	1944.24	05/14/2010	06/11/2010	Unfiltered	0.07 Jq		<1.2			55	<0.95	<0.29	<0.15		
MW-97	48.12	1948.35	02/26/09	02/04/2009	Unfiltered			<5				<5	<0.2	<0.5		
MW-97	48.12	1948.35	02/26/09	03/05/2009	Unfiltered			<5				<5	<0.2	<0.5		
MW-97	49.00	1947.47	05/11/09	06/02/2009	Unfiltered			<6.9	<0.26	<0.23		<4.4	<0.30	<2.6	<2.5	<0.79
MW-97	50.10	1946.37	08/13/2009	08/18/2009	Unfiltered			<1.2				<0.95	<0.29	0.27 BJkq		
MW-97	50.73	1945.74	11/09/2009	11/20/2009	Unfiltered			<1.2				<0.95	<0.29	<0.15		
MW-97	49.39	1947.08	05/14/2010	06/11/2010	Unfiltered	0.12		<1.2			72	<0.95	<0.29	<0.15		
MW-98A	45.37	2096.31	02/26/09	02/11/2009	Unfiltered			<0.50				<0.50	<0.10	<0.40		
MW-98A	45.37	2096.31	02/26/09	03/10/2009	Unfiltered			<0.50				<0.50	<0.10	<0.40		
MW-98A	45.54	2096.14	05/11/09	06/03/2009	Unfiltered			<6.9	<0.26	<0.23		<4.4	<0.30	<2.6	<2.5	<0.79
MW-98A	46.31	2095.37	08/11/2009	08/17/2009	Unfiltered			<1.2				<0.95	<0.29	0.17 BJkq		
MW-98A	46.96	2094.72	11/06/2009	11/11/2009	Unfiltered			<1.2				<0.95	<0.29	<0.15		
MW-98A	47.3	2094.38	05/13/2010	06/07/2010	Unfiltered	<0.01		<1.2			4.7	<0.95	<0.29	<0.15		

Consolidation Data Summary Table - Groundwater
Beaumont Site 1

	Water Level Data					Volatile Organics										
Sample Location	Depth to Water (feet below ground surface)	Groundwater Elevation (feet above mean sea level)	Elevation Date	Sample Date	Filter Status	Styrene -ug/L	Toluene -ug/L	1,1,1,2-Tetrachloroethane -ug/L	1,1,1-Trichloroethane -ug/L	1,1,2-Trichloroethane -ug/L	1,2,3-Trichlorobenzene -ug/L	1,2,4-Trichlorobenzene -ug/L	Trichloroethene -ug/L	1,2,3-Trichloropropane -ug/L	Trichlorofluoromethane -ug/L	1,1,2-Trichloro-1,2,2-Trifluoroethane -ug/L
MW-94	21.97	1914.58	05/11/09	06/22/2009	Unfiltered	<0.22	<0.22		<0.12	<0.31			1.9		<0.16	
MW-94	22.92	1913.63	08/13/2009	08/19/2009	Unfiltered	<0.22	<0.22		<0.12	<0.31			1.5	<0.29	<0.16	
MW-94	23.35	1913.20	11/09/2009	11/19/2009	Unfiltered	<0.22	<0.22		<0.12	<0.31			1.6	<0.29	<0.16	
MW-94	19.53	1917.02	05/14/2010	06/16/2010	Unfiltered	<0.22	<0.22		<0.12	<0.31			1.4	<0.29	<0.16	
MW-95	21.17	1899.63	02/26/09	02/03/2009	Unfiltered	<0.10	<0.10		<0.10	<0.10			15.5		<0.10	
MW-95	21.17	1899.63	02/26/09	03/09/2009	Unfiltered	<0.10	<0.10		<0.10	<0.10			18.0		<0.10	
MW-95	21.32	1899.48	05/11/09	06/12/2009	Unfiltered	<0.30	<0.33	<0.35	<0.45	<0.54	<0.31	<0.49	12	<1.3	<0.31	<0.64
MW-95	22.03	1898.77	08/13/2009	08/18/2009	Unfiltered	<0.22	<0.22		<0.12	<0.31			13	<0.29	<0.16	
MW-95	22.25	1898.55	11/09/2009	11/18/2009	Unfiltered	<0.22	<0.22		<0.12	<0.31			15	<0.29	<0.16	
MW-95	20.75	1900.05	05/14/2010	06/11/2010	Unfiltered	<0.22	<0.22		<0.12	<0.31			14	<0.29	<0.16	
MW-96	53.75	1944.88	02/26/09	02/04/2009	Unfiltered	<0.2	0.2 Jq		<0.2	<0.2			<0.2			
MW-96	53.75	1944.88	02/26/09	03/05/2009	Unfiltered	<0.2	0.22 Jq		<0.2	<0.2			<0.2			
MW-96	53.77	1944.86	05/11/09	06/02/2009	Unfiltered	<0.30	<0.33	<0.35	<0.45	<0.54	<0.31	<0.49	<0.30	<1.3	<0.31	<0.64
MW-96	54.16	1944.47	08/13/2009	08/18/2009	Unfiltered	<0.22	<0.22		<0.12	<0.31			<0.17	<0.29	<0.16	
MW-96	54.52	1944.11	11/09/2009	11/20/2009	Unfiltered	<0.22	<0.22		<0.12	<0.31			<0.17	<0.29	<0.16	
MW-96	54.39	1944.24	05/14/2010	06/11/2010	Unfiltered	<0.22	<0.22		<0.12	<0.31			<0.17	<0.29	<0.16	
MW-97	48.12	1948.35	02/26/09	02/04/2009	Unfiltered	<0.2	<0.2		<0.2	<0.2			<0.2			
MW-97	48.12	1948.35	02/26/09	03/05/2009	Unfiltered	<0.2	0.21 Jq		<0.2	<0.2			<0.2			
MW-97	49.00	1947.47	05/11/09	06/02/2009	Unfiltered	<0.30	<0.33	<0.35	<0.45	<0.54	<0.31	<0.49	<0.30	<1.3	<0.31	<0.64
MW-97	50.10	1946.37	08/13/2009	08/18/2009	Unfiltered	<0.22	<0.22		<0.12	<0.31			<0.17	<0.29	<0.16	
MW-97	50.73	1945.74	11/09/2009	11/20/2009	Unfiltered	<0.22	<0.22		<0.12	<0.31			<0.17	<0.29	<0.16	
MW-97	49.39	1947.08	05/14/2010	06/11/2010	Unfiltered	<0.22	<0.22		<0.12	<0.31			<0.17	<0.29	<0.16	
MW-98A	45.37	2096.31	02/26/09	02/11/2009	Unfiltered	<0.10	<0.10		<0.10	<0.10			<0.10		<0.10	
MW-98A	45.37	2096.31	02/26/09	03/10/2009	Unfiltered	<0.10	<0.10		<0.10	<0.10			<0.10		<0.10	
MW-98A	45.54	2096.14	05/11/09	06/03/2009	Unfiltered	<0.30	<0.33	<0.35	<0.45	<0.54	<0.31	<0.49	<0.30	<1.3	<0.31	<0.64
MW-98A	46.31	2095.37	08/11/2009	08/17/2009	Unfiltered	<0.22	<0.22		<0.12	<0.31			<0.17	<0.29	<0.16	
MW-98A	46.96	2094.72	11/06/2009	11/11/2009	Unfiltered	<0.22	<0.22		<0.12	<0.31			<0.17	<0.29	<0.16	
MW-98A	47.3	2094.38	05/13/2010	06/07/2010	Unfiltered	<0.22	<0.22		<0.12	<0.31			<0.17	<0.29	<0.16	

Consolidation Data Summary Table - Groundwater
Beaumont Site 1

	Water Level Data					Volatile Organics							
Sample Location	Depth to Water (feet below ground surface)	Groundwater Elevation (feet above mean sea level)	Elevation Date	Sample Date	Filter Status	1,2,4-Trimethylbenzene -ug/L	1,3,5-Trimethylbenzene -ug/L	1,1,2,2-Tetrachloroethane -ug/L	Tetrachloroethene (PCE) -ug/L	Vinyl Acetate -ug/L	Vinyl Chloride -ug/L	m,p-Xylenes -ug/L	o-Xylene -ug/L
MW-94	21.97	1914.58	05/11/09	06/22/2009	Unfiltered			<0.29	<0.17	<0.48	<0.13	<0.36	<0.41
MW-94	22.92	1913.63	08/13/2009	08/19/2009	Unfiltered			<0.29	<0.17	<0.48	<0.13	<0.36	<0.41
MW-94	23.35	1913.20	11/09/2009	11/19/2009	Unfiltered			<0.29	<0.17	<0.48	<0.13	<0.36	<0.41
MW-94	19.53	1917.02	05/14/2010	06/16/2010	Unfiltered			<0.29	<0.17	<0.48	<0.13	<0.36	<0.41
MW-95	21.17	1899.63	02/26/09	02/03/2009	Unfiltered			<0.10	<0.10	<0.10	<0.05	<0.20	<0.10
MW-95	21.17	1899.63	02/26/09	03/09/2009	Unfiltered			<0.10	<0.10	<0.10	<0.05	<0.20	<0.10
MW-95	21.32	1899.48	05/11/09	06/12/2009	Unfiltered	<0.24	<0.23	<0.44	<0.51	<7.1	<0.33	<0.45	<0.24
MW-95	22.03	1898.77	08/13/2009	08/18/2009	Unfiltered			<0.29	<0.17	<0.48	<0.13	<0.36	<0.41
MW-95	22.25	1898.55	11/09/2009	11/18/2009	Unfiltered			<0.29	<0.17	<0.48	<0.13	<0.36	<0.41
MW-95	20.75	1900.05	05/14/2010	06/11/2010	Unfiltered			<0.29	<0.17	<0.48	<0.13	<0.36	<0.41
MW-96	53.75	1944.88	02/26/09	02/04/2009	Unfiltered			<0.2	<0.2		<0.2	<0.5	<0.2
MW-96	53.75	1944.88	02/26/09	03/05/2009	Unfiltered			<0.2	<0.2		<0.2	<0.5	<0.2
MW-96	53.77	1944.86	05/11/09	06/02/2009	Unfiltered	<0.24	<0.23	<0.44	<0.51	<7.1	<0.33	<0.45	<0.24
MW-96	54.16	1944.47	08/13/2009	08/18/2009	Unfiltered			<0.29	<0.17	<0.48	<0.13	<0.36	<0.41
MW-96	54.52	1944.11	11/09/2009	11/20/2009	Unfiltered			<0.29	<0.17	<0.48	<0.13	<0.36	<0.41
MW-96	54.39	1944.24	05/14/2010	06/11/2010	Unfiltered			<0.29	<0.17	<0.48	<0.13	<0.36	<0.41
MW-97	48.12	1948.35	02/26/09	02/04/2009	Unfiltered			<0.2	<0.2		<0.2	<0.5	<0.2
MW-97	48.12	1948.35	02/26/09	03/05/2009	Unfiltered			<0.2	<0.2		<0.2	<0.5	<0.2
MW-97	49.00	1947.47	05/11/09	06/02/2009	Unfiltered	<0.24	<0.23	<0.44	<0.51	<7.1	<0.33	<0.45	<0.24
MW-97	50.10	1946.37	08/13/2009	08/18/2009	Unfiltered			<0.29	<0.17	<0.48	<0.13	<0.36	<0.41
MW-97	50.73	1945.74	11/09/2009	11/20/2009	Unfiltered			<0.29	<0.17	<0.48	<0.13	<0.36	<0.41
MW-97	49.39	1947.08	05/14/2010	06/11/2010	Unfiltered			<0.29	<0.17	<0.48	<0.13	<0.36	<0.41
MW-98A	45.37	2096.31	02/26/09	02/11/2009	Unfiltered			<0.10	<0.10	<0.10	<0.05	<0.20	<0.10
MW-98A	45.37	2096.31	02/26/09	03/10/2009	Unfiltered			<0.10	<0.10	<0.10	<0.05	<0.20	<0.10
MW-98A	45.54	2096.14	05/11/09	06/03/2009	Unfiltered	<0.24	<0.23	<0.44	<0.51	<7.1	<0.33	<0.45	<0.24
MW-98A	46.31	2095.37	08/11/2009	08/17/2009	Unfiltered			<0.29	<0.17	<0.48	<0.13	<0.36	<0.41
MW-98A	46.96	2094.72	11/06/2009	11/11/2009	Unfiltered			<0.29	<0.17	<0.48	<0.13	<0.36	<0.41
MW-98A	47.3	2094.38	05/13/2010	06/07/2010	Unfiltered			<0.29	<0.17	<0.48	<0.13	<0.36	<0.41

Consolidation Data Summary Table - Groundwater
Beaumont Site 1

	Water Level Data					Volatile Organics										
Sample Location	Depth to Water (feet below ground surface)	Groundwater Elevation (feet above mean sea level)	Elevation Date	Sample Date	Filter Status	1,4-Dioxane -ug/L	N-Nitrosodimethylamine -ng/L	Acetone -ug/L	Bromodichloromethane -ug/L	2-Butanone -ug/L	Bromobenzene -ug/L	Bromochloromethane -ug/L	Bromomethane -ug/L	Bromoform -ug/L	n-Butylbenzene -ug/L	sec-Butylbenzene -ug/L
MW-98B	37.50	2104.23	02/26/09	02/04/2009	Unfiltered	1.9		<2.0	<0.10	<1.0			<0.30	<0.50		
MW-98B	37.50	2104.23	02/26/09	03/10/2009	Unfiltered	1.6 Jf		<2.0	<0.10	<1.0			<0.30	<0.50		
MW-98B	37.94	2103.79	05/11/09	06/03/2009	Unfiltered	12		<9.1	<0.33	<6.9	<0.33	<0.69	<4.3	<0.55	<0.28	<0.20
MW-98B	38.41	2103.32	08/11/2009	08/17/2009	Unfiltered	10		<5.0	<0.11	<1.2			<0.48	<0.13		
MW-98B	38.81	2102.92	11/06/2009	11/11/2009	Unfiltered	10		<5.0	<0.11	<1.2			<0.48	<0.13		
MW-98B	39.52	2102.21	05/13/2010	06/07/2010	Unfiltered	11		<5.0	<0.11	<1.2			<0.48	<0.13		
MW-98B	40.03	2101.70	12/15/2010	1/5/2011	Unfiltered	13		<5.0	<0.11	<1.2			<0.48	<0.50		
MW-99	55.52	2089.11	02/26/09	02/11/2009	Unfiltered	<0.57		<2.0	<0.10	<1.0			<0.30	<0.50		
MW-99	55.52	2089.11	02/26/09	03/10/2009	Unfiltered	<0.61		<2.0	<0.10	<1.0			<0.30	<0.50		
MW-99	55.77	2088.86	05/11/09	06/09/2009	Unfiltered	2.4		31 Jq	<0.33	<6.9	<0.33	<0.69	<4.3	<0.55	<0.28	<0.20
MW-99	56.35	2088.28	08/11/2009	08/17/2009	Unfiltered	2.3		16	<0.11	2.4 Jq			<0.48	<0.13		
MW-99	56.91	2087.72	11/06/2009	11/12/2009	Unfiltered	1.9		11	<0.11	1.5 Jq			<0.48	<0.13		
MW-99	57.29	2087.34	05/13/2010	06/09/2010	Unfiltered	1.4		6.5 Jq	<0.11	<1.2			<0.48	<0.13		
MW-100				02/16/2009	Unfiltered	<2.0		<2.0	<0.10	<1.0			<0.30	<0.50		
MW-100	108.97		03/02/09	03/10/2009	Unfiltered	<2.0		<2.0	<0.10	<1.0			<0.30	<0.50		
MW-100	108.57	1417.22	05/13/09	06/15/2009	Unfiltered	<0.40		<9.1	<0.33	<6.9	<0.33	<0.69	<4.3	<0.55	<0.28	<0.20
MW-100	106.79	1419.00	08/11/2009	08/24/2009	Unfiltered	0.070 Jq		<5.0	<0.11	<1.2			<0.48	<0.13		
MW-100	107.97	1417.82	11/09/2009	11/16/2009	Unfiltered	0.060 Jq		<5.0	<0.11	<1.2			<0.48	<0.13		
MW-100	100.85	1424.94	03/24/10	3/29/2010	Unfiltered	<0.10		<5.0	<0.11	<1.2			<0.48	<0.13		
MW-100	101.82	1423.97	05/17/2010	06/02/2010	Unfiltered	0.13 Jeq		<5.0	<0.11	<1.2			<0.48	<0.13		
MW-100	108.81	1416.98	12/17/2010	1/4/2011	Unfiltered	0.17 Jq		<5.0	<0.11	<1.2			<0.48	<0.50		
MW-101	NA	NA	NA	11/23/2009	Unfiltered	23		<5.0	<0.11	<1.2			<0.48	<0.13		
MW-101	11.32	2084.58	03/24/10	3/29/2010	Unfiltered	23		<5.0	<0.11	<1.2			<0.48	<0.13		
MW-101	12.03	2083.87	05/14/2010	05/07/2010	Unfiltered	25		<5.0	<0.11	<1.2			<0.48	<0.13		
MW-101	15.16	2080.74	9/1/2010	9/13/2010	Unfiltered	24		<5.0	<0.11	<1.2			<0.48	<0.13		
MW-101	14.97	2080.93	12/15/2010	1/11/2011	Unfiltered	24		<5.0	<0.11	<1.2			<0.48	<0.50		
MW-102	NA	NA	NA	11/19/2009	Unfiltered	19		<5.0	<0.11	<1.2			<0.48	<0.13		
MW-102	31.84	2035.37	03/26/10	3/29/2010	Unfiltered	20		<5.0	<0.11	<1.2			<0.48	<0.13		

Consolidation Data Summary Table - Groundwater
Beaumont Site 1

	Water Level Data					Volatile Organics									
Sample Location	Depth to Water (feet below ground surface)	Groundwater Elevation (feet above mean sea level)	Elevation Date	Sample Date	Filter Status	tert-Butylbenzene -ug/L	Benzene -ug/L	Carbon Disulfide -ug/L	Chlorobenzene -ug/L	2-Chlorotoluene -ug/L	4-Chlorotoluene -ug/L	Chloroethane -ug/L	Chloromethane -ug/L	Carbon Tetrachloride -ug/L	Chloroform -ug/L
MW-98B	37.50	2104.23	02/26/09	02/04/2009	Unfiltered		<0.10	<0.10	<0.10			<0.30	<0.30	<0.10	<0.10
MW-98B	37.50	2104.23	02/26/09	03/10/2009	Unfiltered		<0.10	<0.10	<0.10			<0.30	<0.30	<0.10	<0.10
MW-98B	37.94	2103.79	05/11/09	06/03/2009	Unfiltered	<0.28	<0.28	<1.9	<0.22	<0.55	<0.21	<1.3	<0.49	<0.43	1.3
MW-98B	38.41	2103.32	08/11/2009	08/17/2009	Unfiltered		<0.14	<0.36	<0.23			<0.35	<0.36	<0.15	1.6
MW-98B	38.81	2102.92	11/06/2009	11/11/2009	Unfiltered		<0.14	<0.36	<0.23			<0.35	<0.36	<0.15	1.8
MW-98B	39.52	2102.21	05/13/2010	06/07/2010	Unfiltered		<0.14	<0.36	<0.23			<0.35	<0.36	<0.15	2.2
MW-98B	40.03	2101.70	12/15/2010	1/5/2011	Unfiltered		<0.14	<0.36	<0.23			<0.35	<0.36	<0.15	2.2
MW-99	55.52	2089.11	02/26/09	02/11/2009	Unfiltered		<0.10	<0.10	<0.10			<0.30	<0.30	<0.10	<0.10
MW-99	55.52	2089.11	02/26/09	03/10/2009	Unfiltered		<0.10	<0.10	<0.10			<0.30	<0.30	<0.10	<0.10
MW-99	55.77	2088.86	05/11/09	06/09/2009	Unfiltered	<0.28	<0.28	<1.9	<0.22	<0.55	<0.21	<1.3	<0.49	<0.43	<0.33
MW-99	56.35	2088.28	08/11/2009	08/17/2009	Unfiltered		0.19 Jq	0.38 Jq	<0.23			<0.35	<0.36	<0.15	<0.17
MW-99	56.91	2087.72	11/06/2009	11/12/2009	Unfiltered		0.15 Jq	<0.36	<0.23			<0.35	<0.36	<0.15	<0.17
MW-99	57.29	2087.34	05/13/2010	06/09/2010	Unfiltered		<0.14	<0.36	<0.23			<0.35	<0.36	<0.15	<0.17
MW-100				02/16/2009	Unfiltered		<0.10	<0.10	<0.10			<0.30	<0.30	<0.10	<0.10
MW-100	108.97		03/02/09	03/10/2009	Unfiltered		<0.10	<0.10	<0.10			<0.30	<0.30	<0.10	<0.10
MW-100	108.57	1417.22	05/13/09	06/15/2009	Unfiltered	<0.28	<0.28	5.5 Jq	<0.22	<0.55	<0.21	<1.3	<0.49	<0.43	<0.33
MW-100	106.79	1419.00	08/11/2009	08/24/2009	Unfiltered		<0.14	2.8	<0.23			<0.35	<0.36	<0.15	<0.17
MW-100	107.97	1417.82	11/09/2009	11/16/2009	Unfiltered		<0.14	1.2	<0.23			<0.35	<0.36	<0.15	<0.17
MW-100	100.85	1424.94	03/24/10	3/29/2010	Unfiltered		<0.14	1.8 Jb	<0.23			<0.35	<0.36	<0.15	<0.17
MW-100	101.82	1423.97	05/17/2010	06/02/2010	Unfiltered		<0.14	1.2	<0.23			<0.35	<0.36	<0.15	<0.17
MW-100	108.81	1416.98	12/17/2010	1/4/2011	Unfiltered		<0.14	0.43 Jq	<0.23			<0.35	<0.36	<0.15	<0.46
MW-101	NA	NA	NA	11/23/2009	Unfiltered		<0.14	<0.36	<0.23			<0.35	<0.36	<0.15	<0.17
MW-101	11.32	2084.58	03/24/10	3/29/2010	Unfiltered		<0.14	<0.36	<0.23			<0.35	<0.36	<0.15	<0.17
MW-101	12.03	2083.87	05/14/2010	05/07/2010	Unfiltered		<0.14	<0.36	<0.23			<0.35	<0.36	<0.15	<0.17
MW-101	15.16	2080.74	9/1/2010	9/13/2010	Unfiltered		<0.14	0.39 Jq	<0.23			<0.35	<0.36	<0.15	<0.17
MW-101	14.97	2080.93	12/15/2010	1/11/2011	Unfiltered		<0.14	<0.36	<0.23			<0.35	<0.36	<0.15	<0.46
MW-102	NA	NA	NA	11/19/2009	Unfiltered		0.17 Jq	<0.36	<0.23			<0.35	<0.36	<0.15	<0.17
MW-102	31.84	2035.37	03/26/10	3/29/2010	Unfiltered		0.14 Jbq	<0.36	<0.23			<0.35	<0.36	<0.15	<0.17

Consolidation Data Summary Table - Groundwater
Beaumont Site 1

	Water Level Data					Volatile Organics									
Sample Location	Depth to Water (feet below ground surface)	Groundwater Elevation (feet above mean sea level)	Elevation Date	Sample Date	Filter Status	Dibromochloromethane -ug/L	1,2-Dibromo-3-Chloropropane -ug/L	Dibromomethane -ug/L	1,1-Dichloroethane -ug/L	1,2-Dichloroethane -ug/L	1,2-Dichlorobenzene -ug/L	1,3-Dichlorobenzene -ug/L	1,4-Dichlorobenzene -ug/L	1,1-Dichloroethene -ug/L	cis-1,2-Dichloroethene -ug/L
MW-98B	37.50	2104.23	02/26/09	02/04/2009	Unfiltered	<0.10			<0.10	<0.10	<0.10	<0.10	<0.10	11.1	<0.10
MW-98B	37.50	2104.23	02/26/09	03/10/2009	Unfiltered	<0.10			0.185 Jq	<0.10	<0.10	<0.10	<0.10	4.12	<0.10
MW-98B	37.94	2103.79	05/11/09	06/03/2009	Unfiltered	<0.48	<3.1	<0.59	<0.37	<0.31	<0.27	<0.28	<0.21	8.3	<0.49
MW-98B	38.41	2103.32	08/11/2009	08/17/2009	Unfiltered	<0.37			0.44 Jq	<0.21	<0.20	<0.15	<0.072	11	<0.18
MW-98B	38.81	2102.92	11/06/2009	11/11/2009	Unfiltered	<0.37			0.40 Jq	<0.21	<0.20	<0.15	<0.072	13	<0.18
MW-98B	39.52	2102.21	05/13/2010	06/07/2010	Unfiltered	<0.37			0.64	<0.21	<0.20	<0.15	<0.072	21	<0.18
MW-98B	40.03	2101.70	12/15/2010	1/5/2011	Unfiltered	<0.37			0.66	<0.21	<0.20	<0.15	<0.072	23	<0.18
MW-99	55.52	2089.11	02/26/09	02/11/2009	Unfiltered	<0.10			<0.10	<0.10	<0.10	<0.10	<0.10	3.79	<0.10
MW-99	55.52	2089.11	02/26/09	03/10/2009	Unfiltered	<0.10			<0.10	<0.10	<0.10	<0.10	<0.10	4.14	<0.10
MW-99	55.77	2088.86	05/11/09	06/09/2009	Unfiltered	<0.48	<3.1	<0.59	<0.37	<0.31	<0.27	<0.28	<0.21	3.9	<0.49
MW-99	56.35	2088.28	08/11/2009	08/17/2009	Unfiltered	<0.37			<0.098	<0.21	<0.20	<0.15	<0.072	2.5	<0.18
MW-99	56.91	2087.72	11/06/2009	11/12/2009	Unfiltered	<0.37			<0.098	<0.21	<0.20	<0.15	<0.072	2.6	<0.18
MW-99	57.29	2087.34	05/13/2010	06/09/2010	Unfiltered	<0.37			<0.098	<0.21	<0.20	<0.15	<0.072	2.8	<0.18
MW-100				02/16/2009	Unfiltered	<0.10			<0.10	<0.10	<0.10	<0.10	<0.10	<0.10	<0.10
MW-100	108.97		03/02/09	03/10/2009	Unfiltered	<0.10			<0.10	<0.10	<0.10	<0.10	<0.10	<0.10	<0.10
MW-100	108.57	1417.22	05/13/09	06/15/2009	Unfiltered	<0.48	<3.1	<0.59	<0.37	<0.31	<0.27	<0.28	<0.21	<0.40	<0.49
MW-100	106.79	1419.00	08/11/2009	08/24/2009	Unfiltered	<0.37			<0.098	<0.21	<0.20	<0.15	<0.072	<0.12	<0.18
MW-100	107.97	1417.82	11/09/2009	11/16/2009	Unfiltered	<0.37			<0.098	<0.21	<0.20	<0.15	<0.072	<0.12	<0.18
MW-100	100.85	1424.94	03/24/10	3/29/2010	Unfiltered	<0.37			<0.098	<0.21	<0.20	<0.15	<0.072	<0.12	<0.18
MW-100	101.82	1423.97	05/17/2010	06/02/2010	Unfiltered	<0.37			<0.098	<0.21	<0.20	<0.15	<0.072	<0.12	<0.18
MW-100	108.81	1416.98	12/17/2010	1/4/2011	Unfiltered	<0.37			<0.098	<0.21	<0.20	<0.15	<0.072	<0.12	<0.18
MW-101	NA	NA	NA	11/23/2009	Unfiltered	<0.37			1.8	0.56	<0.20	<0.15	<0.072	55	41
MW-101	11.32	2084.58	03/24/10	3/29/2010	Unfiltered	<0.37			1.8 Jb	0.57 Jb	<0.20	<0.15	<0.072	61 Jb	47 Jb
MW-101	12.03	2083.87	05/14/2010	05/07/2010	Unfiltered	<0.37			1.4	0.44 Jq	<0.20	<0.15	<0.072	48	42
MW-101	15.16	2080.74	9/1/2010	9/13/2010	Unfiltered	<0.37			1.6	0.51	<0.20	<0.15	<0.072	49	45
MW-101	14.97	2080.93	12/15/2010	1/11/2011	Unfiltered	<0.37			1.5	0.48 Jq	<0.20	<0.15	<0.072	49	41
MW-102	NA	NA	NA	11/19/2009	Unfiltered	<0.37			1.9	0.32 Jq	<0.20	<0.15	<0.072	24	32
MW-102	31.84	2035.37	03/26/10	3/29/2010	Unfiltered	<0.37			1.8 Jb	0.33 Jbq	<0.20	<0.15	<0.072	27 Jb	34 Jb

Consolidation Data Summary Table - Groundwater
Beaumont Site 1

	Water Level Data						Volatile Organics									
Sample Location	Depth to Water (feet below ground surface)	Groundwater Elevation (feet above mean sea level)	Elevation Date	Sample Date	Filter Status	trans-1,2-Dichloroethene -ug/L	1,1-Dichloropropene -ug/L	cis-1,3-Dichloropropene -ug/L	trans-1,3-Dichloropropene -ug/L	1,2-Dichloropropane -ug/L	1,3-Dichloropropane -ug/L	2,2-Dichloropropane -ug/L	1,2-Dibromoethane -ug/L	Dichlorodifluoromethane -ug/L	Ethylbenzene -ug/L	Ethene -ug/L
MW-98B	37.50	2104.23	02/26/09	02/04/2009	Unfiltered	<0.10		<0.10	<0.10	<0.10			<0.10		<0.10	
MW-98B	37.50	2104.23	02/26/09	03/10/2009	Unfiltered	<0.10		<0.10	<0.10	<0.10			<0.10		<0.10	
MW-98B	37.94	2103.79	05/11/09	06/03/2009	Unfiltered	<0.40	<0.26	<0.28	<0.36	<0.38	<0.38	<0.46	<0.47	<0.49	<0.22	
MW-98B	38.41	2103.32	08/11/2009	08/17/2009	Unfiltered	<0.10		<0.30	<0.24	<0.19					<0.26	
MW-98B	38.81	2102.92	11/06/2009	11/11/2009	Unfiltered	<0.10		<0.30	<0.24	<0.19					<0.26	
MW-98B	39.52	2102.21	05/13/2010	06/07/2010	Unfiltered	<0.10		<0.30	<0.24	<0.19					<0.26	<0.02
MW-98B	40.03	2101.70	12/15/2010	1/5/2011	Unfiltered	<0.10		<0.30	<0.24	<0.19					<0.26	
MW-99	55.52	2089.11	02/26/09	02/11/2009	Unfiltered	<0.10		<0.10	<0.10	<0.10			<0.10		<0.10	
MW-99	55.52	2089.11	02/26/09	03/10/2009	Unfiltered	<0.10		<0.10	<0.10	<0.10			<0.10		<0.10	
MW-99	55.77	2088.86	05/11/09	06/09/2009	Unfiltered	<0.40	<0.26	<0.28	<0.36	<0.38	<0.38	<0.46	<0.47	<0.49	0.36 Jq	
MW-99	56.35	2088.28	08/11/2009	08/17/2009	Unfiltered	<0.10		<0.30	<0.24	<0.19					0.36 Jq	
MW-99	56.91	2087.72	11/06/2009	11/12/2009	Unfiltered	<0.10		<0.30	<0.24	<0.19					<0.26	
MW-99	57.29	2087.34	05/13/2010	06/09/2010	Unfiltered	<0.10		<0.30	<0.24	<0.19					<0.26	1.9
MW-100				02/16/2009	Unfiltered	<0.10		<0.10	<0.10	<0.10			<0.10		<0.10	
MW-100	108.97		03/02/09	03/10/2009	Unfiltered	<0.10		<0.10	<0.10	<0.10			<0.10		<0.10	
MW-100	108.57	1417.22	05/13/09	06/15/2009	Unfiltered	<0.40	<0.26	<0.28	<0.36	<0.38	<0.38	<0.46	<0.47	<0.49	<0.22	
MW-100	106.79	1419.00	08/11/2009	08/24/2009	Unfiltered	<0.10		<0.30	<0.24	<0.19					<0.26	
MW-100	107.97	1417.82	11/09/2009	11/16/2009	Unfiltered	<0.10		<0.30	<0.24	<0.19					<0.26	
MW-100	100.85	1424.94	03/24/10	3/29/2010	Unfiltered	<0.10		<0.30	<0.24	<0.19					<0.26	
MW-100	101.82	1423.97	05/17/2010	06/02/2010	Unfiltered	<0.10		<0.30	<0.24	<0.19					<0.26	0.08 Jq
MW-100	108.81	1416.98	12/17/2010	1/4/2011	Unfiltered	<0.10		<0.30	<0.24	<0.19					<0.26	
MW-101	NA	NA	NA	11/23/2009	Unfiltered	1.6		<0.30	<0.24	<0.19					<0.26	
MW-101	11.32	2084.58	03/24/10	3/29/2010	Unfiltered	1.7 Jb		<0.30	<0.24	<0.19					<0.26	
MW-101	12.03	2083.87	05/14/2010	05/07/2010	Unfiltered	1.4		<0.30	<0.24	<0.19					<0.26	0.05 Jq
MW-101	15.16	2080.74	9/1/2010	9/13/2010	Unfiltered	1.6		<0.30	<0.24	<0.19					<0.26	
MW-101	14.97	2080.93	12/15/2010	1/11/2011	Unfiltered	1.5		<0.30	<0.24	<0.19					<0.26	0.06 Jq
MW-102	NA	NA	NA	11/19/2009	Unfiltered	2.4		<0.30	<0.24	<0.19					<0.26	
MW-102	31.84	2035.37	03/26/10	3/29/2010	Unfiltered	2.3 Jb		<0.30	<0.24	<0.19					<0.26	

Consolidation Data Summary Table - Groundwater
Beaumont Site 1

	Water Level Data					Volatile Organics										
Sample Location	Depth to Water (feet below ground surface)	Groundwater Elevation (feet above mean sea level)	Elevation Date	Sample Date	Filter Status	Ethane -ug/L	Hexachlorobutadiene -ug/L	2-Hexanone -ug/L	p-Isopropyltoluene -ug/L	Isopropylbenzene -ug/L	Methane -ug/L	4-Methyl-2-Pentanone -ug/L	Methyl tert-butyl ether (MTBE) -ug/L	Methylene Chloride -ug/L	Naphthalene -ug/L	n-Propylbenzene -ug/L
MW-98B	37.50	2104.23	02/26/09	02/04/2009	Unfiltered			<0.50				<0.50	<0.10	<0.40		
MW-98B	37.50	2104.23	02/26/09	03/10/2009	Unfiltered			<0.50				<0.50	<0.10	<0.40		
MW-98B	37.94	2103.79	05/11/09	06/03/2009	Unfiltered			<6.9	<0.26	<0.23		<4.4	<0.30	<2.6	<2.5	<0.79
MW-98B	38.41	2103.32	08/11/2009	08/17/2009	Unfiltered			<1.2				<0.95	<0.29	0.19 BJkq		
MW-98B	38.81	2102.92	11/06/2009	11/11/2009	Unfiltered			<1.2				<0.95	<0.29	<0.15		
MW-98B	39.52	2102.21	05/13/2010	06/07/2010	Unfiltered	<0.01		<1.2			1.6	<0.95	<0.29	<0.15		
MW-98B	40.03	2101.70	12/15/2010	1/5/2011	Unfiltered			<1.2				<0.95	<0.43	0.16 BJkq		
MW-99	55.52	2089.11	02/26/09	02/11/2009	Unfiltered			<0.50				<0.50	<0.10	<0.40		
MW-99	55.52	2089.11	02/26/09	03/10/2009	Unfiltered			<0.50				<0.50	<0.10	<0.40		
MW-99	55.77	2088.86	05/11/09	06/09/2009	Unfiltered			<6.9	<0.26	<0.23		<4.4	<0.30	<2.6	<2.5	<0.79
MW-99	56.35	2088.28	08/11/2009	08/17/2009	Unfiltered			<1.2				<0.95	<0.29	0.34 BJkq		
MW-99	56.91	2087.72	11/06/2009	11/12/2009	Unfiltered			<1.2				<0.95	<0.29	<0.15		
MW-99	57.29	2087.34	05/13/2010	06/09/2010	Unfiltered	0.65		<1.2			3.3	<0.95	<0.29	<0.15		
MW-100				02/16/2009	Unfiltered			<0.50				<0.50	<0.10	<0.40		
MW-100	108.97		03/02/09	03/10/2009	Unfiltered			<0.50				<0.50	<0.10	<0.40		
MW-100	108.57	1417.22	05/13/09	06/15/2009	Unfiltered			<6.9	<0.26	<0.23		<4.4	<0.30	<2.6	<2.5	<0.79
MW-100	106.79	1419.00	08/11/2009	08/24/2009	Unfiltered			<1.2				<0.95	<0.29	0.21 Jq		
MW-100	107.97	1417.82	11/09/2009	11/16/2009	Unfiltered			<1.2				<0.95	<0.29	<0.15		
MW-100	100.85	1424.94	03/24/10	3/29/2010	Unfiltered			<1.2				<0.95	<0.29	<0.15		
MW-100	101.82	1423.97	05/17/2010	06/02/2010	Unfiltered	0.1 Jq		<1.2			8.6	<0.95	<0.29	<0.15		
MW-100	108.81	1416.98	12/17/2010	1/4/2011	Unfiltered			<1.2				<0.95	<0.43	<0.15		
MW-101	NA	NA	NA	11/23/2009	Unfiltered			<1.2				<0.95	<0.29	<0.15		
MW-101	11.32	2084.58	03/24/10	3/29/2010	Unfiltered			<1.2				<0.95	<0.29	<0.15		
MW-101	12.03	2083.87	05/14/2010	05/07/2010	Unfiltered	<0.01		<1.2			0.22	<0.95	<0.29	<0.15		
MW-101	15.16	2080.74	9/1/2010	9/13/2010	Unfiltered			<1.2				<0.95	<0.29	<0.15		
MW-101	14.97	2080.93	12/15/2010	1/11/2011	Unfiltered	0.02 Jq		<1.2			0.18 Ba	<0.95	<0.43	0.19 BJkq		
MW-102	NA	NA	NA	11/19/2009	Unfiltered			<1.2				<0.95	<0.29	<0.15		
MW-102	31.84	2035.37	03/26/10	3/29/2010	Unfiltered			<1.2				<0.95	<0.29	<0.15		

Consolidation Data Summary Table - Groundwater
Beaumont Site 1

	Water Level Data					Volatile Organics										
Sample Location	Depth to Water (feet below ground surface)	Groundwater Elevation (feet above mean sea level)	Elevation Date	Sample Date	Filter Status	Styrene -ug/L	Toluene -ug/L	1,1,1,2-Tetrachloroethane -ug/L	1,1,1-Trichloroethane -ug/L	1,1,2-Trichloroethane -ug/L	1,2,3-Trichlorobenzene -ug/L	1,2,4-Trichlorobenzene -ug/L	Trichloroethene -ug/L	1,2,3-Trichloropropane -ug/L	Trichlorofluoromethane -ug/L	1,1,2-Trichloro-1,2,2-Trifluoroethane -ug/L
MW-98B	37.50	2104.23	02/26/09	02/04/2009	Unfiltered	<0.10	<0.10		<0.10	<0.10			12.9		<0.10	
MW-98B	37.50	2104.23	02/26/09	03/10/2009	Unfiltered	<0.10	<0.10		<0.10	<0.10			8.75		<0.10	
MW-98B	37.94	2103.79	05/11/09	06/03/2009	Unfiltered	<0.30	<0.33	<0.35	<0.45	<0.54	<0.31	<0.49	18	<1.3	<0.31	<0.64
MW-98B	38.41	2103.32	08/11/2009	08/17/2009	Unfiltered	<0.22	<0.22		<0.12	<0.31			24	<0.29	<0.16	
MW-98B	38.81	2102.92	11/06/2009	11/11/2009	Unfiltered	<0.22	<0.22		<0.12	<0.31			28	<0.29	<0.16	
MW-98B	39.52	2102.21	05/13/2010	06/07/2010	Unfiltered	<0.22	<0.22		<0.12	<0.31			35	<0.29	<0.16	
MW-98B	40.03	2101.70	12/15/2010	1/5/2011	Unfiltered	<0.22	<0.22		<0.12	<0.31			39	<0.29	<0.16	
MW-99	55.52	2089.11	02/26/09	02/11/2009	Unfiltered	<0.10	<0.10		<0.10	<0.10			2.12		<0.10	
MW-99	55.52	2089.11	02/26/09	03/10/2009	Unfiltered	<0.10	<0.10		<0.10	<0.10			3.19		<0.10	
MW-99	55.77	2088.86	05/11/09	06/09/2009	Unfiltered	<0.30	3.5	<0.35	<0.45	<0.54	<0.31	<0.49	1.8	<1.3	<0.31	<0.64
MW-99	56.35	2088.28	08/11/2009	08/17/2009	Unfiltered	<0.22	2.0		<0.12	<0.31			1.7	<0.29	<0.16	
MW-99	56.91	2087.72	11/06/2009	11/12/2009	Unfiltered	<0.22	1.0		<0.12	<0.31			1.9	<0.29	<0.16	
MW-99	57.29	2087.34	05/13/2010	06/09/2010	Unfiltered	<0.22	0.39 Jq		<0.12	<0.31			2.0	<0.29	<0.16	
MW-100				02/16/2009	Unfiltered	<0.10	<0.10		<0.10	<0.10			<0.10		<0.10	
MW-100	108.97		03/02/09	03/10/2009	Unfiltered	<0.10	<0.10		<0.10	<0.10			<0.10		<0.10	
MW-100	108.57	1417.22	05/13/09	06/15/2009	Unfiltered	<0.30	<0.33	<0.35	<0.45	<0.54	<0.31	<0.49	<0.30	<1.3	<0.31	<0.64
MW-100	106.79	1419.00	08/11/2009	08/24/2009	Unfiltered	<0.22	<0.22		<0.12	<0.31			<0.17	<0.29	<0.16	
MW-100	107.97	1417.82	11/09/2009	11/16/2009	Unfiltered	<0.22	<0.22		<0.12	<0.31			<0.17	<0.29	<0.16	
MW-100	100.85	1424.94	03/24/10	3/29/2010	Unfiltered	<0.22	<0.22		<0.12	<0.31			<0.17	<0.29	<0.16	
MW-100	101.82	1423.97	05/17/2010	06/02/2010	Unfiltered	<0.22	<0.22		<0.12	<0.31			<0.17	<0.29	<0.16	
MW-100	108.81	1416.98	12/17/2010	1/4/2011	Unfiltered	<0.22	<0.22		<0.12	<0.31			<0.26	<0.29	<0.16	
MW-101	NA	NA	NA	11/23/2009	Unfiltered	<0.22	<0.22		<0.12	<0.31			48	<0.29	<0.16	
MW-101	11.32	2084.58	03/24/10	3/29/2010	Unfiltered	<0.22	<0.22		<0.12	<0.31			47 Jb	<0.29	<0.16	
MW-101	12.03	2083.87	05/14/2010	05/07/2010	Unfiltered	<0.22	<0.22		<0.12	<0.31			43	<0.29	<0.16	
MW-101	15.16	2080.74	9/1/2010	9/13/2010	Unfiltered	<0.22	<0.22		<0.12	<0.31			45	<0.29	<0.16	
MW-101	14.97	2080.93	12/15/2010	1/11/2011	Unfiltered	<0.22	<0.22		<0.12	<0.31			41	<0.29	<0.16	
MW-102	NA	NA	NA	11/19/2009	Unfiltered	<0.22	<0.22		<0.12	<0.31			25	<0.29	<0.16	
MW-102	31.84	2035.37	03/26/10	3/29/2010	Unfiltered	<0.22	<0.22		<0.12	<0.31			18 Jb	<0.29	<0.16	

Consolidation Data Summary Table - Groundwater
Beaumont Site 1

	Water Level Data					Volatile Organics							
Sample Location	Depth to Water (feet below ground surface)	Groundwater Elevation (feet above mean sea level)	Elevation Date	Sample Date	Filter Status	1,2,4-Trimethylbenzene -ug/L	1,3,5-Trimethylbenzene -ug/L	1,1,2,2-Tetrachloroethane -ug/L	Tetrachloroethene (PCE) -ug/L	Vinyl Acetate -ug/L	Vinyl Chloride -ug/L	m,p-Xylenes -ug/L	o-Xylene -ug/L
MW-98B	37.50	2104.23	02/26/09	02/04/2009	Unfiltered			<0.10	<0.10	<0.10	<0.05	<0.20	<0.10
MW-98B	37.50	2104.23	02/26/09	03/10/2009	Unfiltered			<0.10	<0.10	<0.10	<0.05	<0.20	<0.10
MW-98B	37.94	2103.79	05/11/09	06/03/2009	Unfiltered	<0.24	<0.23	<0.44	<0.51	<7.1	<0.33	<0.45	<0.24
MW-98B	38.41	2103.32	08/11/2009	08/17/2009	Unfiltered			<0.29	<0.17	<0.48	<0.13	<0.36	<0.41
MW-98B	38.81	2102.92	11/06/2009	11/11/2009	Unfiltered			<0.29	<0.17	<0.48	<0.13	<0.36	<0.41
MW-98B	39.52	2102.21	05/13/2010	06/07/2010	Unfiltered			<0.29	<0.17	<0.48	<0.13	<0.36	<0.41
MW-98B	40.03	2101.70	12/15/2010	1/5/2011	Unfiltered			<0.29	<0.23	<0.48	<0.13	<0.36	<0.41
MW-99	55.52	2089.11	02/26/09	02/11/2009	Unfiltered			<0.10	<0.10	<0.10	<0.05	<0.20	<0.10
MW-99	55.52	2089.11	02/26/09	03/10/2009	Unfiltered			<0.10	<0.10	<0.10	<0.05	<0.20	<0.10
MW-99	55.77	2088.86	05/11/09	06/09/2009	Unfiltered	0.25 Jq	<0.23	<0.44	<0.51	<7.1	<0.33	1.3	0.91 Jq
MW-99	56.35	2088.28	08/11/2009	08/17/2009	Unfiltered			<0.29	<0.17	<0.48	<0.13	1.4	0.84
MW-99	56.91	2087.72	11/06/2009	11/12/2009	Unfiltered			<0.29	<0.17	<0.48	<0.13	1.1	0.60
MW-99	57.29	2087.34	05/13/2010	06/09/2010	Unfiltered			<0.29	<0.17	<0.48	<0.13	0.44 Jq	<0.41
MW-100				02/16/2009	Unfiltered			<0.10	<0.10	<0.10	<0.05	<0.20	<0.10
MW-100	108.97		03/02/09	03/10/2009	Unfiltered			<0.10	<0.10	<0.10	<0.05	<0.20	<0.10
MW-100	108.57	1417.22	05/13/09	06/15/2009	Unfiltered	<0.24	<0.23	<0.44	<0.51	<7.1	<0.33	<0.45	<0.24
MW-100	106.79	1419.00	08/11/2009	08/24/2009	Unfiltered			<0.29	<0.17	<0.48	<0.13	<0.36	<0.41
MW-100	107.97	1417.82	11/09/2009	11/16/2009	Unfiltered			<0.29	<0.17	<0.48	<0.13	<0.36	<0.41
MW-100	100.85	1424.94	03/24/10	3/29/2010	Unfiltered			<0.29	<0.17	<0.48	<0.13	<0.36	<0.41
MW-100	101.82	1423.97	05/17/2010	06/02/2010	Unfiltered			<0.29	<0.17	<0.48	<0.13	<0.36	<0.41
MW-100	108.81	1416.98	12/17/2010	1/4/2011	Unfiltered			<0.29	<0.23	<0.48	<0.13	<0.36	<0.41
MW-101	NA	NA	NA	11/23/2009	Unfiltered			<0.29	<0.17	<0.48	1.4	<0.36	<0.41
MW-101	11.32	2084.58	03/24/10	3/29/2010	Unfiltered			<0.29	<0.17	<0.48	2.2 Jb	<0.36	<0.41
MW-101	12.03	2083.87	05/14/2010	05/07/2010	Unfiltered			<0.29	<0.17	<0.48	1.7	<0.36	<0.41
MW-101	15.16	2080.74	9/1/2010	9/13/2010	Unfiltered			<0.29	<0.17	<0.48	1.8	<0.36	<0.41
MW-101	14.97	2080.93	12/15/2010	1/11/2011	Unfiltered			<0.29	<0.23	<0.48	2.2	<0.36	<0.41
MW-102	NA	NA	NA	11/19/2009	Unfiltered			<0.29	<0.17	<0.48	3.3	<0.36	<0.41
MW-102	31.84	2035.37	03/26/10	3/29/2010	Unfiltered			<0.29	<0.17	<0.48	3.3 Jb	<0.36	<0.41

Consolidation Data Summary Table - Groundwater
Beaumont Site 1

	Water Level Data					Volatile Organics										
Sample Location	Depth to Water (feet below ground surface)	Groundwater Elevation (feet above mean sea level)	Elevation Date	Sample Date	Filter Status	1,4-Dioxane -ug/L	N-Nitrosodimethylamine -ng/L	Acetone -ug/L	Bromodichloromethane -ug/L	2-Butanone -ug/L	Bromobenzene -ug/L	Bromochloromethane -ug/L	Bromomethane -ug/L	Bromoform -ug/L	n-Butylbenzene -ug/L	sec-Butylbenzene -ug/L
MW-102	32.86	2034.35	05/17/2010	05/07/2010	Unfiltered	21		<5.0	<0.11	<1.2			<0.48	<0.13		
MW-102	36.31	2030.90	9/1/2010	9/13/2010	Unfiltered	22		<5.0	<0.11	<1.2			<0.48	<0.13		
MW-102	38.46	2028.75	12/17/2010	1/17/2011	Unfiltered	20		<5.0	<0.11	<1.2			<0.48	<0.50		
MW-103	19.27	2056.61	12/17/2010	12/14/2010	Unfiltered	17		14	<0.11	<1.2			<0.48	<0.50		
MW-104	14.54	2072.93	12/17/2010	12/14/2010	Unfiltered	31		6.6 Jq	<0.11	<1.2			<0.48	<0.50		
MW-105	13.85	2078.38	12/17/2010	12/13/2010	Unfiltered	32		5.9 BJkq	<0.11	<1.2			<0.48	<0.50		
MW-106	20.05	2065.20	12/17/2010	12/13/2010	Unfiltered	27		5.0 BJkq	<0.11	<1.2			<0.48	<0.50		
MW-107	23.38	2061.46	12/17/2010	12/14/2010	Unfiltered	12		6.2 Jq	<0.11	<1.2			<0.48	<0.50		
MW-108	20.69	2066.53	12/17/2010	12/13/2010	Unfiltered	30		<5.0	<0.11	<1.2			<0.48	<0.50		
MW-109	14.75	2078.11	12/17/2010	12/13/2010	Unfiltered	27		<5.0	<0.11	<1.2			<0.48	<0.50		
OW-01	NA	NA	NA	03/05/1993	Unfiltered											
OW-01	59.78	2144.84	07/10/03	07/24/2003	Unfiltered	<1.1		<3.6	<0.33	<1.7	<0.26	<0.37	<0.90	<0.87	<0.34	<0.11
OW-01	38.57	2166.05	06/01/05	06/29/2005	Unfiltered	<1.1		<6.1	<0.27	<4.2	<0.47	<0.68	<2.9	<0.62	<0.29	<0.21
OW-01	48.2	2156.42	06/01/06	06/20/2006	Unfiltered	<0.40		<6.1	<0.27	<4.2	<0.47	<0.68	<2.9	<0.62	<0.29	<0.21
OW-01	52.29	2152.326	05/31/07	06/11/2007	Unfiltered	<0.57		<5	<0.2	<5			<0.2	<0.3		
OW-01	52.64	2151.98	05/14/08	06/04/2008	Unfiltered	<0.58		7.3 Jq	<1	<5			<1	<1		
OW-01	54.83	2149.79	05/12/09	06/15/2009	Unfiltered	<0.40		<9.1	<0.33	<6.9	<0.33	<0.69	<4.3	<0.55	<0.28	<0.20
OW-01	55.04	2149.576	05/13/2010	06/18/2010	Unfiltered	<0.10		<5.0	<0.11	<1.2			<0.48	<0.13		
OW-02	NA	NA	NA	03/23/1993	Unfiltered											
OW-02	2.18	2074.42	10/21/96	10/23/1996	Unfiltered				<0.5				<0.5	<1		
OW-02	2.95	2073.65	05/20/02	05/23/2002	Unfiltered	22		<9.5	<0.26	<2.8	<0.15	<0.49	<0.46	<0.23	<0.29	<0.29
OW-02	3.85	2075.12	07/10/03	07/22/2003	Unfiltered	19		<3.6	<0.33	<1.7	<0.26	<0.37	<0.90	<0.87	<0.34	<0.11
OW-02	4.87	2074.10	06/18/04	06/25/2004	Unfiltered	18 Jb		<3.6	<0.33	<1.7	<0.26	<0.37	<0.90	<0.87	<0.34	<0.11
OW-02	0.88	2078.09	06/02/05	06/22/2005	Unfiltered	19		<6.1	<0.27	<4.2	<0.47	<0.68	<2.9	<0.62	<0.29	<0.21
OW-02	0.00	2078.969	05/30/06	06/07/2006	Unfiltered	18		<6.1	<0.27	<4.2	<0.47	<0.68	<2.9	<0.62	<0.29	<0.21
OW-02	0.00	2078.969	05/31/06	06/07/2006	Unfiltered	18		<6.1	<0.27	<4.2	<0.47	<0.68	<2.9	<0.62	<0.29	<0.21
OW-02	1.99	2076.979	05/30/07	06/13/2007	Unfiltered	10 Je		<5	<0.2	<5			<0.2	<0.3		
OW-02	2.58	2076.39	11/05/07	11/12/2007	Unfiltered	8.9		<5	<0.2	<5			<0.2	<0.3		

Consolidation Data Summary Table - Groundwater
Beaumont Site 1

	Water Level Data					Volatile Organics									
Sample Location	Depth to Water (feet below ground surface)	Groundwater Elevation (feet above mean sea level)	Elevation Date	Sample Date	Filter Status	tert-Butylbenzene -ug/L	Benzene -ug/L	Carbon Disulfide -ug/L	Chlorobenzene -ug/L	2-Chlorotoluene -ug/L	4-Chlorotoluene -ug/L	Chloroethane -ug/L	Chloromethane -ug/L	Carbon Tetrachloride -ug/L	Chloroform -ug/L
MW-102	32.86	2034.35	05/17/2010	05/07/2010	Unfiltered		<0.14	<0.36	<0.23			<0.35	<0.36	<0.15	<0.17
MW-102	36.31	2030.90	9/1/2010	9/13/2010	Unfiltered		0.14 Jq	<0.36	<0.23			<0.35	<0.36	<0.15	<0.17
MW-102	38.46	2028.75	12/17/2010	1/17/2011	Unfiltered		<0.14	<0.36	<0.23			<0.35	<0.36	<0.15	<0.46
MW-103	19.27	2056.61	12/17/2010	12/14/2010	Unfiltered		<0.14	<0.36	<0.23			<0.35	<0.36	<0.15	<0.46
MW-104	14.54	2072.93	12/17/2010	12/14/2010	Unfiltered		<0.14	<0.36	<0.23			<0.35	<0.36	<0.15	<0.46
MW-105	13.85	2078.38	12/17/2010	12/13/2010	Unfiltered		<0.14	<0.36	<0.23			<0.35	<0.36	<0.15	<0.46
MW-106	20.05	2065.20	12/17/2010	12/13/2010	Unfiltered		<0.14	<0.36	<0.23			<0.35	<0.36	<0.15	<0.46
MW-107	23.38	2061.46	12/17/2010	12/14/2010	Unfiltered		<0.14	<0.36	<0.23			<0.35	<0.36	<0.15	<0.46
MW-108	20.69	2066.53	12/17/2010	12/13/2010	Unfiltered		<0.14	<0.36	<0.23			<0.35	<0.36	<0.15	0.48 Jq
MW-109	14.75	2078.11	12/17/2010	12/13/2010	Unfiltered		<0.14	<0.36	<0.23			<0.35	<0.36	<0.15	0.52
OW-01	NA	NA	NA	03/05/1993	Unfiltered										
OW-01	59.78	2144.84	07/10/03	07/24/2003	Unfiltered	<0.23	<0.29	<0.28	<0.19	<0.67	<0.16	<0.46	<0.43	<0.40	<0.45
OW-01	38.57	2166.05	06/01/05	06/29/2005	Unfiltered	<0.17	<0.26	<1.0	<0.36	<0.24	<0.30	<0.52	<1.8	<0.42	<0.22
OW-01	48.2	2156.42	06/01/06	06/20/2006	Unfiltered	<0.17	<0.26	<1.0	<0.36	<0.24	<0.30	<0.52	<1.8	<0.42	<0.22
OW-01	52.29	2152.326	05/31/07	06/11/2007	Unfiltered		<0.2	<0.2	<0.2			<0.2	<0.2	<0.2	<0.2
OW-01	52.64	2151.98	05/14/08	06/04/2008	Unfiltered		<1	1.2 Jq	<1			<1	<1	<1	<1
OW-01	54.83	2149.79	05/12/09	06/15/2009	Unfiltered	<0.28	<0.28	2.2 Jq	<0.22	<0.55	<0.21	<1.3	<0.49	<0.43	<0.33
OW-01	55.04	2149.576	05/13/2010	06/18/2010	Unfiltered		<0.14	1.3	<0.23			<0.35	<0.36	<0.15	<0.17
OW-02	NA	NA	NA	03/23/1993	Unfiltered										
OW-02	2.18	2074.42	10/21/96	10/23/1996	Unfiltered				<0.5			<1	<1	<0.5	<0.5
OW-02	2.95	2073.65	05/20/02	05/23/2002	Unfiltered	<0.25	<0.18	<0.48	<0.16	<0.14	<0.22	<0.36	<0.19	<0.25	<0.30
OW-02	3.85	2075.12	07/10/03	07/22/2003	Unfiltered	<0.23	<0.29	<0.28	<0.19	<0.67	<0.16	<0.46	<0.43	<0.40	<0.45
OW-02	4.87	2074.10	06/18/04	06/25/2004	Unfiltered	<0.23	<0.29	<0.28	<0.19	<0.67	<0.16	<0.46	<0.43	<0.40	<0.45
OW-02	0.88	2078.09	06/02/05	06/22/2005	Unfiltered	<0.17	<0.26	<1.0	<0.36	<0.24	<0.30	<0.52	<1.8	<0.42	<0.22
OW-02	0.00	2078.969	05/30/06	06/07/2006	Unfiltered	<0.17	<0.26	<1.0	<0.36	<0.24	<0.30	<0.52	<1.8	<0.42	0.46 Jq
OW-02	0.00	2078.969	05/31/06	06/07/2006	Unfiltered	<0.17	<0.26	<1.0	<0.36	<0.24	<0.30	<0.52	<1.8	<0.42	0.47 Jq
OW-02	1.99	2076.979	05/30/07	06/13/2007	Unfiltered		<0.2	<0.2	<0.2			<0.2	<0.2	<0.2	0.21 Jq
OW-02	2.58	2076.39	11/05/07	11/12/2007	Unfiltered		<0.2	<0.2	<0.2			<0.2	<0.2	<0.2	<0.2

Consolidation Data Summary Table - Groundwater
Beaumont Site 1

	Water Level Data					Volatile Organics									
Sample Location	Depth to Water (feet below ground surface)	Groundwater Elevation (feet above mean sea level)	Elevation Date	Sample Date	Filter Status	Dibromochloromethane -ug/L	1,2-Dibromo-3-Chloropropane -ug/L	Dibromomethane -ug/L	1,1-Dichloroethane -ug/L	1,2-Dichloroethane -ug/L	1,2-Dichlorobenzene -ug/L	1,3-Dichlorobenzene -ug/L	1,4-Dichlorobenzene -ug/L	1,1-Dichloroethene -ug/L	cis-1,2-Dichloroethene -ug/L
MW-102	32.86	2034.35	05/17/2010	05/07/2010	Unfiltered	<0.37			1.5	0.23 Jq	<0.20	<0.15	<0.072	20	31
MW-102	36.31	2030.90	9/1/2010	9/13/2010	Unfiltered	<0.37			1.6	0.27 Jq	<0.20	<0.15	<0.072	21	32
MW-102	38.46	2028.75	12/17/2010	1/17/2011	Unfiltered	<0.37			1.5	0.25 Jq	<0.20	<0.15	<0.072	19	29
MW-103	19.27	2056.61	12/17/2010	12/14/2010	Unfiltered	<0.37			0.69	<0.21	<0.20	<0.15	<0.072	2.8	2.7
MW-104	14.54	2072.93	12/17/2010	12/14/2010	Unfiltered	<0.37			5.2	<0.21	<0.20	<0.15	<0.072	60	4.3
MW-105	13.85	2078.38	12/17/2010	12/13/2010	Unfiltered	<0.37			5.9	0.76	<0.20	<0.15	<0.072	130	4.1
MW-106	20.05	2065.20	12/17/2010	12/13/2010	Unfiltered	<0.37			2.7	0.30 Jq	<0.20	<0.15	<0.072	24	10
MW-107	23.38	2061.46	12/17/2010	12/14/2010	Unfiltered	<0.37			0.90	<0.21	<0.20	<0.15	<0.072	11	2.8
MW-108	20.69	2066.53	12/17/2010	12/13/2010	Unfiltered	<0.37			4.7	0.83	<0.20	<0.15	<0.072	100	0.68
MW-109	14.75	2078.11	12/17/2010	12/13/2010	Unfiltered	<0.37			2.7	0.58	<0.20	<0.15	<0.072	66	2.8
OW-01	NA	NA	NA	03/05/1993	Unfiltered					<1				<13	
OW-01	59.78	2144.84	07/10/03	07/24/2003	Unfiltered	<0.29	<2.6	<0.46	<0.40	<0.35	<0.29	<0.27	<0.28	<0.32	<0.56
OW-01	38.57	2166.05	06/01/05	06/29/2005	Unfiltered	<0.45	<2.5	<0.42	<0.53	<0.22	<0.24	<0.38	<0.30	<0.31	<0.35
OW-01	48.2	2156.42	06/01/06	06/20/2006	Unfiltered	<0.45	<2.5	<0.42	<0.53	<0.22	<0.24	<0.38	<0.30	<0.31	<0.35
OW-01	52.29	2152.326	05/31/07	06/11/2007	Unfiltered	<0.2			<0.2	<0.2				<0.2	<0.2
OW-01	52.64	2151.98	05/14/08	06/04/2008	Unfiltered	<1			<1	<1				<1	<1
OW-01	54.83	2149.79	05/12/09	06/15/2009	Unfiltered	<0.48	<3.1	<0.59	<0.37	<0.31	<0.27	<0.28	<0.21	<0.40	<0.49
OW-01	55.04	2149.576	05/13/2010	06/18/2010	Unfiltered	<0.37			<0.098	<0.21	<0.20	<0.15	<0.072	<0.12	<0.18
OW-02	NA	NA	NA	03/23/1993	Unfiltered									204.4	
OW-02	2.18	2074.42	10/21/96	10/23/1996	Unfiltered	<0.5			<0.5	<0.5	<0.5	<0.5	<0.5	27.3	
OW-02	2.95	2073.65	05/20/02	05/23/2002	Unfiltered	<0.21	<0.59	<0.20	<0.28	<0.38	<0.099	<0.30	<0.12	8	<0.30
OW-02	3.85	2075.12	07/10/03	07/22/2003	Unfiltered	<0.29	<2.6	<0.46	<0.40	<0.35	<0.29	<0.27	<0.28	18	<0.56
OW-02	4.87	2074.10	06/18/04	06/25/2004	Unfiltered	<0.29	<2.6	<0.46	<0.40	<0.35	<0.29	<0.27	<0.28	20	<0.56
OW-02	0.88	2078.09	06/02/05	06/22/2005	Unfiltered	<0.45	<2.5	<0.42	<0.53	<0.22	<0.24	<0.38	<0.30	26	<0.35
OW-02	0.00	2078.969	05/30/06	06/07/2006	Unfiltered	<0.45	<2.5	<0.42	0.85 Jq	0.29 Jq	<0.24	<0.38	<0.30	25	<0.35
OW-02	0.00	2078.969	05/31/06	06/07/2006	Unfiltered	<0.45	<2.5	<0.42	0.95 Jq	0.40 Jq	<0.24	<0.38	<0.30	27	<0.35
OW-02	1.99	2076.979	05/30/07	06/13/2007	Unfiltered	<0.2			0.66 Jq	<0.2				20	<0.2
OW-02	2.58	2076.39	11/05/07	11/12/2007	Unfiltered	<0.2			0.46 Jq	0.22 Jq				17	<0.2

Consolidation Data Summary Table - Groundwater
Beaumont Site 1

	Water Level Data					Volatile Organics										
Sample Location	Depth to Water (feet below ground surface)	Groundwater Elevation (feet above mean sea level)	Elevation Date	Sample Date	Filter Status	trans-1,2-Dichloroethene -ug/L	1,1-Dichloropropene -ug/L	cis-1,3-Dichloropropene -ug/L	trans-1,3-Dichloropropene -ug/L	1,2-Dichloropropane -ug/L	1,3-Dichloropropane -ug/L	2,2-Dichloropropane -ug/L	1,2-Dibromoethane -ug/L	Dichlorodifluoromethane -ug/L	Ethylbenzene -ug/L	Ethene -ug/L
MW-102	32.86	2034.35	05/17/2010	05/07/2010	Unfiltered	2.0		<0.30	<0.24	<0.19					<0.26	0.09 Jq
MW-102	36.31	2030.90	9/1/2010	9/13/2010	Unfiltered	2.1		<0.30	<0.24	<0.19					<0.26	
MW-102	38.46	2028.75	12/17/2010	1/17/2011	Unfiltered	1.9		<0.30	<0.24	<0.19					<0.26	0.08 Jq
MW-103	19.27	2056.61	12/17/2010	12/14/2010	Unfiltered	<0.10		<0.30	<0.24	<0.19					<0.26	
MW-104	14.54	2072.93	12/17/2010	12/14/2010	Unfiltered	0.21 Jq		<0.30	<0.24	<0.19					<0.26	
MW-105	13.85	2078.38	12/17/2010	12/13/2010	Unfiltered	0.33 Jq		<0.30	<0.24	<0.19					<0.26	
MW-106	20.05	2065.20	12/17/2010	12/13/2010	Unfiltered	5.5		<0.30	<0.24	<0.19					<0.26	
MW-107	23.38	2061.46	12/17/2010	12/14/2010	Unfiltered	1.2		<0.30	<0.24	<0.19					<0.26	
MW-108	20.69	2066.53	12/17/2010	12/13/2010	Unfiltered	<0.10		<0.30	<0.24	<0.19					<0.26	
MW-109	14.75	2078.11	12/17/2010	12/13/2010	Unfiltered	0.21 Jq		<0.30	<0.24	<0.19					<0.26	
OW-01	NA	NA	NA	03/05/1993	Unfiltered											
OW-01	59.78	2144.84	07/10/03	07/24/2003	Unfiltered	<0.60	<0.55	<0.44	<0.30	<0.40	<0.35	<0.39	<0.51	<0.47	<0.19	
OW-01	38.57	2166.05	06/01/05	06/29/2005	Unfiltered	<0.29	<0.21	<0.45	<0.31	<0.28	<0.30	<0.40	<0.81	<0.27	<0.17	
OW-01	48.2	2156.42	06/01/06	06/20/2006	Unfiltered	<0.29	<0.21	<0.45	<0.31	<0.28	<0.30	<0.40	<0.81	<0.27	<0.17	
OW-01	52.29	2152.326	05/31/07	06/11/2007	Unfiltered	<0.2		<0.2	<0.2	<0.2					<0.2	
OW-01	52.64	2151.98	05/14/08	06/04/2008	Unfiltered	<1		<1	<1	<1					<1	
OW-01	54.83	2149.79	05/12/09	06/15/2009	Unfiltered	<0.40	<0.26	<0.28	<0.36	<0.38	<0.38	<0.46	<0.47	<0.49	<0.22	
OW-01	55.04	2149.576	05/13/2010	06/18/2010	Unfiltered	<0.10		<0.30	<0.24	<0.19					<0.26	<0.02
OW-02	NA	NA	NA	03/23/1993	Unfiltered											
OW-02	2.18	2074.42	10/21/96	10/23/1996	Unfiltered	<0.5		<0.5	<0.5	<0.5				<0.5		
OW-02	2.95	2073.65	05/20/02	05/23/2002	Unfiltered	<0.37	<0.16	<0.19	<0.25	<0.16	<0.30	<0.28	<0.18	<0.28	<0.12	
OW-02	3.85	2075.12	07/10/03	07/22/2003	Unfiltered	<0.60	<0.55	<0.44	<0.30	<0.40	<0.35	<0.39	<0.51	<0.47	<0.19	
OW-02	4.87	2074.10	06/18/04	06/25/2004	Unfiltered	<0.60	<0.55	<0.44	<0.30	<0.40	<0.35	<0.39	<0.51	<0.47	<0.19	
OW-02	0.88	2078.09	06/02/05	06/22/2005	Unfiltered	<0.29	<0.21	<0.45	<0.31	<0.28	<0.30	<0.40	<0.81	<0.27	<0.17	
OW-02	0.00	2078.969	05/30/06	06/07/2006	Unfiltered	<0.29	<0.21	<0.45	<0.31	<0.28	<0.30	<0.40	<0.81	<0.27	<0.17	
OW-02	0.00	2078.969	05/31/06	06/07/2006	Unfiltered	<0.29	<0.21	<0.45	<0.31	<0.28	<0.30	<0.40	<0.81	<0.27	<0.17	
OW-02	1.99	2076.979	05/30/07	06/13/2007	Unfiltered	<0.2		<0.2	<0.2	<0.2					<0.2	
OW-02	2.58	2076.39	11/05/07	11/12/2007	Unfiltered	<0.2		<0.2	<0.2	<0.2					<0.2	

Consolidation Data Summary Table - Groundwater
Beaumont Site 1

	Water Level Data					Volatile Organics										
Sample Location	Depth to Water (feet below ground surface)	Groundwater Elevation (feet above mean sea level)	Elevation Date	Sample Date	Filter Status	Ethane -ug/L	Hexachlorobutadiene -ug/L	2-Hexanone -ug/L	p-Isopropyltoluene -ug/L	Isopropylbenzene -ug/L	Methane -ug/L	4-Methyl-2-Pentanone -ug/L	Methyl tert-butyl ether (MTBE) -ug/L	Methylene Chloride -ug/L	Naphthalene -ug/L	n-Propylbenzene -ug/L
MW-102	32.86	2034.35	05/17/2010	05/07/2010	Unfiltered	0.03 Jq		<1.2			180	<0.95	<0.29	<0.15		
MW-102	36.31	2030.90	9/1/2010	9/13/2010	Unfiltered			<1.2				<0.95	<0.29	<0.15		
MW-102	38.46	2028.75	12/17/2010	1/17/2011	Unfiltered	0.02 Jq		<1.2			83.00	<0.95	<0.43	0.15 BJkq		
MW-103	19.27	2056.61	12/17/2010	12/14/2010	Unfiltered			<1.2				<0.95	<0.43	<0.15		
MW-104	14.54	2072.93	12/17/2010	12/14/2010	Unfiltered			<1.2				<0.95	<0.43	<0.15		
MW-105	13.85	2078.38	12/17/2010	12/13/2010	Unfiltered			<1.2				<0.95	<0.43	<0.15		
MW-106	20.05	2065.20	12/17/2010	12/13/2010	Unfiltered			<1.2				<0.95	<0.43	<0.15		
MW-107	23.38	2061.46	12/17/2010	12/14/2010	Unfiltered			<1.2				<0.95	<0.43	<0.15		
MW-108	20.69	2066.53	12/17/2010	12/13/2010	Unfiltered			<1.2				<0.95	<0.43	<0.15		
MW-109	14.75	2078.11	12/17/2010	12/13/2010	Unfiltered			<1.2				<0.95	<0.43	<0.15		
OW-01	NA	NA	NA	03/05/1993	Unfiltered											
OW-01	59.78	2144.84	07/10/03	07/24/2003	Unfiltered			<2.5	<0.17	<0.17		<2.6	<0.28	<1.7	<0.56	<0.24
OW-01	38.57	2166.05	06/01/05	06/29/2005	Unfiltered			<1.9	<0.21	<0.24		<2.4	<0.29	<2.6	<0.95	<0.30
OW-01	48.2	2156.42	06/01/06	06/20/2006	Unfiltered			<1.9	<0.21	<0.24		<2.4	<0.29	4.6 BJakq	<0.95	<0.30
OW-01	52.29	2152.326	05/31/07	06/11/2007	Unfiltered			<5				<5	<0.2	<0.5		
OW-01	52.64	2151.98	05/14/08	06/04/2008	Unfiltered			<5				<5	<1	<1		
OW-01	54.83	2149.79	05/12/09	06/15/2009	Unfiltered			<6.9	<0.26	<0.23		<4.4	<0.30	<2.6	<2.5	<0.79
OW-01	55.04	2149.576	05/13/2010	06/18/2010	Unfiltered	<0.01		<1.2			0.18	<0.95	<0.29	<0.15		
OW-02	NA	NA	NA	03/23/1993	Unfiltered											
OW-02	2.18	2074.42	10/21/96	10/23/1996	Unfiltered									<2		
OW-02	2.95	2073.65	05/20/02	05/23/2002	Unfiltered		<0.26		<0.23	<0.19		<0.15	<0.30	1 BJkq	<0.090	<0.28
OW-02	3.85	2075.12	07/10/03	07/22/2003	Unfiltered			<2.5	<0.17	<0.17		<2.6	<0.28	<1.7	<0.56	<0.24
OW-02	4.87	2074.10	06/18/04	06/25/2004	Unfiltered			<2.5	<0.17	<0.17		<2.6	<0.28	<1.7	<0.56	<0.24
OW-02	0.88	2078.09	06/02/05	06/22/2005	Unfiltered			<1.9	<0.21	<0.24		<2.4	<0.29	<2.6	<0.95	<0.30
OW-02	0.00	2078.969	05/30/06	06/07/2006	Unfiltered			<1.9	<0.21	<0.24		<2.4	<0.29	63 Bak	<0.95	<0.30
OW-02	0.00	2078.969	05/31/06	06/07/2006	Unfiltered			<1.9	<0.21	<0.24		<2.4	<0.29	67 Bak	<0.95	<0.30
OW-02	1.99	2076.979	05/30/07	06/13/2007	Unfiltered			<5				<5	<0.2	<0.5		
OW-02	2.58	2076.39	11/05/07	11/12/2007	Unfiltered			<5				<5	<0.2	<0.5		

Consolidation Data Summary Table - Groundwater
Beaumont Site 1

	Water Level Data					Volatile Organics										
Sample Location	Depth to Water (feet below ground surface)	Groundwater Elevation (feet above mean sea level)	Elevation Date	Sample Date	Filter Status	Styrene -ug/L	Toluene -ug/L	1,1,1,2-Tetrachloroethane -ug/L	1,1,1-Trichloroethane -ug/L	1,1,2-Trichloroethane -ug/L	1,2,3-Trichlorobenzene -ug/L	1,2,4-Trichlorobenzene -ug/L	Trichloroethene -ug/L	1,2,3-Trichloropropane -ug/L	Trichlorofluoromethane -ug/L	1,1,2-Trichloro-1,2,2-Trifluoroethane -ug/L
MW-102	32.86	2034.35	05/17/2010	05/07/2010	Unfiltered	<0.22	<0.22		<0.12	<0.31			17	<0.29	<0.16	
MW-102	36.31	2030.90	9/1/2010	9/13/2010	Unfiltered	<0.22	<0.22		<0.12	<0.31			22	<0.29	<0.16	
MW-102	38.46	2028.75	12/17/2010	1/17/2011	Unfiltered	<0.22	<0.22		<0.12	<0.31			14	<0.29	<0.16	
MW-103	19.27	2056.61	12/17/2010	12/14/2010	Unfiltered	<0.22	<0.22		<0.12	<0.31			7.5	<0.29	<0.16	
MW-104	14.54	2072.93	12/17/2010	12/14/2010	Unfiltered	<0.22	<0.22		<0.12	<0.31			1.9	<0.29	<0.16	
MW-105	13.85	2078.38	12/17/2010	12/13/2010	Unfiltered	<0.22	<0.22		<0.12	<0.31			81	<0.29	<0.16	
MW-106	20.05	2065.20	12/17/2010	12/13/2010	Unfiltered	<0.22	<0.22		<0.12	<0.31			2.0	<0.29	<0.16	
MW-107	23.38	2061.46	12/17/2010	12/14/2010	Unfiltered	<0.22	<0.22		<0.12	<0.31			9.6	<0.29	<0.16	
MW-108	20.69	2066.53	12/17/2010	12/13/2010	Unfiltered	<0.22	<0.22		<0.12	<0.31			64	<0.29	<0.16	
MW-109	14.75	2078.11	12/17/2010	12/13/2010	Unfiltered	<0.22	<0.22		<0.12	<0.31			64	<0.29	<0.16	
OW-01	NA	NA	NA	03/05/1993	Unfiltered				<3				<2			
OW-01	59.78	2144.84	07/10/03	07/24/2003	Unfiltered	<0.14	<0.35	<0.45	<0.46	<0.42	<0.40	<0.28	<0.48	<2.0	<0.27	
OW-01	38.57	2166.05	06/01/05	06/29/2005	Unfiltered	<0.29	<0.35	<0.37	<0.32	<0.54	<0.39	<0.35	<0.30	<2.3	<0.36	<0.54
OW-01	48.2	2156.42	06/01/06	06/20/2006	Unfiltered	<0.29	<0.35	<0.37	<0.32	<0.54	<0.39	<0.35	<0.30	<2.3	<0.36	<0.54
OW-01	52.29	2152.326	05/31/07	06/11/2007	Unfiltered	<0.2	<0.2		<0.2	<0.2			<0.2			
OW-01	52.64	2151.98	05/14/08	06/04/2008	Unfiltered	<1	<1		<1	<1			<1			
OW-01	54.83	2149.79	05/12/09	06/15/2009	Unfiltered	<0.30	<0.33	<0.35	<0.45	<0.54	<0.31	<0.49	<0.30	<1.3	<0.31	<0.64
OW-01	55.04	2149.576	05/13/2010	06/18/2010	Unfiltered	<0.22	<0.22		<0.12	<0.31			<0.17	<0.29	<0.16	
OW-02	NA	NA	NA	03/23/1993	Unfiltered				28.7				114			
OW-02	2.18	2074.42	10/21/96	10/23/1996	Unfiltered				6	<0.5			47.4		<0.5	
OW-02	2.95	2073.65	05/20/02	05/23/2002	Unfiltered	<0.12	<0.16	<0.27	<0.33	<0.34	<0.30	<0.37	9	<0.46	<0.22	
OW-02	3.85	2075.12	07/10/03	07/22/2003	Unfiltered	<0.14	<0.35	<0.45	<0.46	<0.42	<0.40	<0.28	23	<2.0	<0.27	
OW-02	4.87	2074.10	06/18/04	06/25/2004	Unfiltered	<0.14	<0.35	<0.45	1.1	<0.42	<0.40	<0.28	25	<0.81	<0.27	<0.70
OW-02	0.88	2078.09	06/02/05	06/22/2005	Unfiltered	<0.29	<0.35	<0.37	1.0	<0.54	<0.39	<0.35	35	<2.3	<0.36	<0.54
OW-02	0.00	2078.969	05/30/06	06/07/2006	Unfiltered	<0.29	<0.35	<0.37	0.93 Jq	<0.54	<0.39	<0.35	25	<2.3	<0.36	<0.54
OW-02	0.00	2078.969	05/31/06	06/07/2006	Unfiltered	<0.29	<0.35	<0.37	0.96 Jq	<0.54	<0.39	<0.35	26	<2.3	<0.36	<0.54
OW-02	1.99	2076.979	05/30/07	06/13/2007	Unfiltered	<0.2	<0.2		0.5 Jq	<0.2			18			
OW-02	2.58	2076.39	11/05/07	11/12/2007	Unfiltered	<0.2	<0.2		0.39 Jq	<0.2			18			

Consolidation Data Summary Table - Groundwater
Beaumont Site 1

	Water Level Data					Volatile Organics							
Sample Location	Depth to Water (feet below ground surface)	Groundwater Elevation (feet above mean sea level)	Elevation Date	Sample Date	Filter Status	1,2,4-Trimethylbenzene -ug/L	1,3,5-Trimethylbenzene -ug/L	1,1,2,2-Tetrachloroethane -ug/L	Tetrachloroethene (PCE) -ug/L	Vinyl Acetate -ug/L	Vinyl Chloride -ug/L	m,p-Xylenes -ug/L	o-Xylene -ug/L
MW-102	32.86	2034.35	05/17/2010	05/07/2010	Unfiltered			<0.29	<0.17	<0.48	2.8	<0.36	<0.41
MW-102	36.31	2030.90	9/1/2010	9/13/2010	Unfiltered			<0.29	<0.17	<0.48	2.8	<0.36	<0.41
MW-102	38.46	2028.75	12/17/2010	1/17/2011	Unfiltered			<0.29	<0.23	<0.48	3.2	<0.36	<0.41
MW-103	19.27	2056.61	12/17/2010	12/14/2010	Unfiltered			<0.29	<0.23	<0.48	<0.13	<0.36	<0.41
MW-104	14.54	2072.93	12/17/2010	12/14/2010	Unfiltered			<0.29	<0.23	<0.48	15	<0.36	<0.41
MW-105	13.85	2078.38	12/17/2010	12/13/2010	Unfiltered			<0.29	<0.23	<0.48	2.4	<0.36	<0.41
MW-106	20.05	2065.20	12/17/2010	12/13/2010	Unfiltered			<0.29	<0.23	<0.48	0.22 Jq	<0.36	<0.41
MW-107	23.38	2061.46	12/17/2010	12/14/2010	Unfiltered			<0.29	<0.23	<0.48	<0.13	<0.36	<0.41
MW-108	20.69	2066.53	12/17/2010	12/13/2010	Unfiltered			<0.29	<0.23	<0.48	0.65	<0.36	<0.41
MW-109	14.75	2078.11	12/17/2010	12/13/2010	Unfiltered			<0.29	<0.23	<0.48	0.34 Jq	<0.36	<0.41
OW-01	NA	NA	NA	03/05/1993	Unfiltered				<1				
OW-01	59.78	2144.84	07/10/03	07/24/2003	Unfiltered	<0.22	<0.11	<0.19	<0.20	<3.6	<0.35	<0.17	<0.16
OW-01	38.57	2166.05	06/01/05	06/29/2005	Unfiltered	<0.26	<0.19	<0.37	<0.29	<3.2	<0.33	<0.38	<0.21
OW-01	48.2	2156.42	06/01/06	06/20/2006	Unfiltered	<0.26	<0.19	<0.37	<0.29	<3.2	<0.33	<0.38	<0.21
OW-01	52.29	2152.326	05/31/07	06/11/2007	Unfiltered			<0.2	<0.2		<0.2	<0.5	0.24 BJkq
OW-01	52.64	2151.98	05/14/08	06/04/2008	Unfiltered			<1	<1		<1	<2	<1
OW-01	54.83	2149.79	05/12/09	06/15/2009	Unfiltered	<0.24	<0.23	<0.44	<0.51	<7.1	<0.33	<0.45	<0.24
OW-01	55.04	2149.576	05/13/2010	06/18/2010	Unfiltered			<0.29	<0.17	<0.48	<0.13	<0.36	<0.41
OW-02	NA	NA	NA	03/23/1993	Unfiltered								
OW-02	2.18	2074.42	10/21/96	10/23/1996	Unfiltered			<0.5	<0.5		<0.5		
OW-02	2.95	2073.65	05/20/02	05/23/2002	Unfiltered	<0.20	<0.15	<0.22	<0.21		<0.44	<0.31	<0.088
OW-02	3.85	2075.12	07/10/03	07/22/2003	Unfiltered	<0.22	<0.11	<0.19	<0.20	<3.6	<0.35	<0.17	<0.16
OW-02	4.87	2074.10	06/18/04	06/25/2004	Unfiltered	<0.22	<0.11	<0.19	<0.20	<3.6	<0.35	<0.17	<0.16
OW-02	0.88	2078.09	06/02/05	06/22/2005	Unfiltered	<0.26	<0.19	<0.37	<0.29	<3.2	<0.33	<0.38	<0.21
OW-02	0.00	2078.969	05/30/06	06/07/2006	Unfiltered	<0.26	<0.19	<0.37	<0.29	<3.2	<0.33	<0.38	<0.21
OW-02	0.00	2078.969	05/31/06	06/07/2006	Unfiltered	<0.26	<0.19	<0.37	<0.29	<3.2	<0.33	<0.38	<0.21
OW-02	1.99	2076.979	05/30/07	06/13/2007	Unfiltered			<0.2	<0.2		<0.2	<0.5	<0.2
OW-02	2.58	2076.39	11/05/07	11/12/2007	Unfiltered			<0.2	<0.2		<0.2	<0.5	<0.2

Consolidation Data Summary Table - Groundwater
Beaumont Site 1

	Water Level Data					Volatile Organics										
Sample Location	Depth to Water (feet below ground surface)	Groundwater Elevation (feet above mean sea level)	Elevation Date	Sample Date	Filter Status	1,4-Dioxane -ug/L	N-Nitrosodimethylamine -ng/L	Acetone -ug/L	Bromodichloromethane -ug/L	2-Butanone -ug/L	Bromobenzene -ug/L	Bromochloromethane -ug/L	Bromomethane -ug/L	Bromoform -ug/L	n-Butylbenzene -ug/L	sec-Butylbenzene -ug/L
OW-02	1.85	2077.12	05/13/08	06/02/2008	Unfiltered	13		<5	<1	<5			<1	<1		
OW-02	2.52	2076.449	12/04/08	11/13/2008	Unfiltered	7.5		<5	<0.2	<5			<0.2	<0.3		
OW-02	2.45	2076.52	05/12/09	06/12/2009	Unfiltered	16		<9.1	<0.33	<6.9	<0.33	<0.69	<4.3	<0.55	<0.28	<0.20
OW-02	2.56	2076.409	05/17/2010	06/15/2010	Unfiltered	14		<5.0	<0.11	<1.2			<0.48	<0.13		
OW-03	22.53	2118.48	12/12/94	12/12/1994	Unfiltered				<1 E				<5 E	<2 E		
OW-03	6.28	2134.73	06/16/95	06/22/1995	Unfiltered				<1				<5	<2		
OW-03	17.33	2123.68	04/19/96	04/27/1996	Unfiltered				<0.5				<0.5	<0.5		
OW-03	22.19	2118.82	10/21/96	10/29/1996	Unfiltered				<0.5				<0.5	<1		
OW-03	24.44	2116.57	04/14/97	04/21/1997	Unfiltered				<0.5				<0.5	<1		
OW-03	27.82	2113.19	10/20/97	10/27/1997	Unfiltered				<0.5				<0.5	<1		
OW-03	16.56	2124.45	04/21/98	04/28/1998	Unfiltered				<0.5				<0.5	<0.5		
OW-03	13.56	2127.45	10/13/98	10/17/1998	Unfiltered				<0.5				<0.5	<0.5		
OW-03	19.02	2121.99	04/05/99	04/15/1999	Unfiltered				<0.5				<2	<2		
OW-03	23.88	2117.13	10/25/99	10/27/1999	Unfiltered				<0.5				<2	<2		
OW-03	31.13	2109.88	12/04/00	12/12/2000	Unfiltered				<1				<1	<1		
OW-03	36.49	2104.52	10/29/01	11/07/2001	Unfiltered				<1				<1	<1		
OW-03	39.81	2101.20	05/20/02	05/23/2002	Unfiltered											
OW-03	39.81	2101.20	05/20/02	05/24/2002	Unfiltered	45 Je										
OW-08	49.62	1986.71	07/10/03	07/23/2003	Unfiltered	<1.1		<3.6	<0.33	<1.7	<0.26	<0.37	<0.90	<0.87	<0.34	<0.11
OW-08	51.68	1984.65	06/18/04	06/28/2004	Unfiltered	<1.1		<3.6	<0.33	<1.7	<0.26	<0.37	<0.90	<0.87	<0.34	<0.11
OW-08	42.52	1993.81	06/01/05	06/29/2005	Unfiltered	<1.1		<6.1	<0.27	<4.2	<0.47	<0.68	<2.9	<0.62	<0.29	<0.21
OW-08	45.18	1991.15	05/30/06	06/19/2006	Unfiltered	<0.40		10 Bk	<0.27	<4.2	<0.47	<0.68	<2.9	<0.62	<0.29	<0.21
OW-08	45.42	1990.91	05/12/08	06/05/2008	Unfiltered	<0.56		<5	<1	<5			<1	<1		
OW-08	46.11	1990.219	05/14/2010	06/14/2010	Unfiltered	<0.10		<5.0	<0.11	<1.2			<0.48	<0.13		
P-02	NA	NA	NA	03/04/1993	Unfiltered											
P-02	17.06	2064.09	07/10/03	07/23/2003	Unfiltered	<1.1		<3.6	<0.33	<1.7	<0.26	<0.37	<0.90	<0.87	<0.34	<0.11
P-02	19.74	2061.41	06/18/04	06/25/2004	Unfiltered	<1.1		<3.6	<0.33	<1.7	<0.26	<0.37	<0.90	<0.87	<0.34	<0.11
P-02	13.47	2067.68	06/01/05	06/27/2005	Unfiltered	<1.1		<6.1	<0.27	<4.2	<0.47	<0.68	<2.9	<0.62	<0.29	<0.21

Consolidation Data Summary Table - Groundwater
Beaumont Site 1

	Water Level Data					Volatile Organics									
Sample Location	Depth to Water (feet below ground surface)	Groundwater Elevation (feet above mean sea level)	Elevation Date	Sample Date	Filter Status	tert-Butylbenzene -ug/L	Benzene -ug/L	Carbon Disulfide -ug/L	Chlorobenzene -ug/L	2-Chlorotoluene -ug/L	4-Chlorotoluene -ug/L	Chloroethane -ug/L	Chloromethane -ug/L	Carbon Tetrachloride -ug/L	Chloroform -ug/L
OW-02	1.85	2077.12	05/13/08	06/02/2008	Unfiltered		<1	<1	<1			<1	<1	<1	<1
OW-02	2.52	2076.449	12/04/08	11/13/2008	Unfiltered		<0.2	<0.2	<0.2			<0.2	<0.2	<0.2	0.23 Jq
OW-02	2.45	2076.52	05/12/09	06/12/2009	Unfiltered	<0.28	<0.28	<1.9	<0.22	<0.55	<0.21	<1.3	<0.49	<0.43	<0.33
OW-02	2.56	2076.409	05/17/2010	06/15/2010	Unfiltered		<0.14	<0.36	<0.23			<0.35	<0.36	<0.15	<0.17
OW-03	22.53	2118.48	12/12/94	12/12/1994	Unfiltered				<2 E			<2 E	<2 E	<0.5 E	<1 E
OW-03	6.28	2134.73	06/16/95	06/22/1995	Unfiltered				<2			<2	<2	<0.5	<1 E
OW-03	17.33	2123.68	04/19/96	04/27/1996	Unfiltered				<0.5			<0.5	<0.5	<0.5	1.1
OW-03	22.19	2118.82	10/21/96	10/29/1996	Unfiltered				<0.5			<1	<1	<0.5	<0.5
OW-03	24.44	2116.57	04/14/97	04/21/1997	Unfiltered				<0.5			<1	<1	<0.5	<0.5
OW-03	27.82	2113.19	10/20/97	10/27/1997	Unfiltered				<0.5			<1	<1	<0.5	0.6
OW-03	16.56	2124.45	04/21/98	04/28/1998	Unfiltered				<0.5			<0.5	<0.5	<0.5	4.4
OW-03	13.56	2127.45	10/13/98	10/17/1998	Unfiltered				<0.5			<0.5	<0.5	<0.5	<0.5
OW-03	19.02	2121.99	04/05/99	04/15/1999	Unfiltered				<0.5			<2	<2	<0.5	<0.5
OW-03	23.88	2117.13	10/25/99	10/27/1999	Unfiltered				<0.5			<2	<2	<0.5	<0.5
OW-03	31.13	2109.88	12/04/00	12/12/2000	Unfiltered				<0.5			<1	<1	<0.5	0.6
OW-03	36.49	2104.52	10/29/01	11/07/2001	Unfiltered				<0.5			<1	<1	<0.5	<1
OW-03	39.81	2101.20	05/20/02	05/23/2002	Unfiltered									<0.5	<1
OW-03	39.81	2101.20	05/20/02	05/24/2002	Unfiltered										
OW-08	49.62	1986.71	07/10/03	07/23/2003	Unfiltered	<0.23	<0.29	<0.28	<0.19	<0.67	<0.16	<0.46	<0.43	<0.40	<0.45
OW-08	51.68	1984.65	06/18/04	06/28/2004	Unfiltered	<0.23	<0.29	<0.28	<0.19	<0.67	<0.16	<0.46	<0.43	<0.40	<0.45
OW-08	42.52	1993.81	06/01/05	06/29/2005	Unfiltered	<0.17	<0.26	<1.0	<0.36	<0.24	<0.30	<0.52	<1.8	<0.42	<0.22
OW-08	45.18	1991.15	05/30/06	06/19/2006	Unfiltered	<0.17	<0.26	<1.0	<0.36	<0.24	<0.30	<0.52	<1.8	<0.42	<0.22
OW-08	45.42	1990.91	05/12/08	06/05/2008	Unfiltered		<1	<1	<1			<1	<1	<1	<1
OW-08	46.11	1990.219	05/14/2010	06/14/2010	Unfiltered		<0.14	<0.36	<0.23			<0.35	<0.36	<0.15	<0.17
P-02	NA	NA	NA	03/04/1993	Unfiltered										
P-02	17.06	2064.09	07/10/03	07/23/2003	Unfiltered	<0.23	<0.29	<0.28	<0.19	<0.67	<0.16	<0.46	<0.43	<0.40	<0.45
P-02	19.74	2061.41	06/18/04	06/25/2004	Unfiltered	<0.23	<0.29	<0.28	<0.19	<0.67	<0.16	<0.46	<0.43	<0.40	<0.45
P-02	13.47	2067.68	06/01/05	06/27/2005	Unfiltered	<0.17	<0.26	<1.0	<0.36	<0.24	<0.30	<0.52	<1.8	<0.42	<0.22

Consolidation Data Summary Table - Groundwater
Beaumont Site 1

	Water Level Data					Volatile Organics									
Sample Location	Depth to Water (feet below ground surface)	Groundwater Elevation (feet above mean sea level)	Elevation Date	Sample Date	Filter Status	Dibromochloromethane -ug/L	1,2-Dibromo-3-Chloropropane -ug/L	Dibromomethane -ug/L	1,1-Dichloroethane -ug/L	1,2-Dichloroethane -ug/L	1,2-Dichlorobenzene -ug/L	1,3-Dichlorobenzene -ug/L	1,4-Dichlorobenzene -ug/L	1,1-Dichloroethene -ug/L	cis-1,2-Dichloroethene -ug/L
OW-02	1.85	2077.12	05/13/08	06/02/2008	Unfiltered	<1			<1	<1				15	<1
OW-02	2.52	2076.449	12/04/08	11/13/2008	Unfiltered	<0.2			0.5 Jq	0.2 Jq				15	<0.2
OW-02	2.45	2076.52	05/12/09	06/12/2009	Unfiltered	<0.48	<3.1	<0.59	0.52 Jq	<0.31	<0.27	<0.28	<0.21	16	<0.49
OW-02	2.56	2076.409	05/17/2010	06/15/2010	Unfiltered	<0.37			0.64	<0.21	<0.20	<0.15	<0.072	25	<0.18
OW-03	22.53	2118.48	12/12/94	12/12/1994	Unfiltered	<1 E			<1.1 E	<0.5 E	<3 E	<2 E	<2 E	110	<1 E
OW-03	6.28	2134.73	06/16/95	06/22/1995	Unfiltered	<1			<1.3	1.3 E	<3	<2	<2	34 E	<1
OW-03	17.33	2123.68	04/19/96	04/27/1996	Unfiltered	<0.5			<0.5	<0.5	<0.5	<0.5	<0.5	23	<0.5
OW-03	22.19	2118.82	10/21/96	10/29/1996	Unfiltered	<0.5			<0.5	<0.5	<0.5	<0.5	<0.5	34.7	
OW-03	24.44	2116.57	04/14/97	04/21/1997	Unfiltered	<0.5			<0.5	<0.5	<0.5	<0.5	<0.5	32	
OW-03	27.82	2113.19	10/20/97	10/27/1997	Unfiltered	<0.5			0.6	<0.5	<0.5	<0.5	<0.5	43.8	
OW-03	16.56	2124.45	04/21/98	04/28/1998	Unfiltered	<0.5			5.2	<0.5	<0.5	<0.5	<0.5	72.7	
OW-03	13.56	2127.45	10/13/98	10/17/1998	Unfiltered	<0.5			<0.5	<0.5	<0.5	<0.5	<0.5	60.2	
OW-03	19.02	2121.99	04/05/99	04/15/1999	Unfiltered	<0.5			<0.5	<0.5	<1	<1	<1	31	<0.5
OW-03	23.88	2117.13	10/25/99	10/27/1999	Unfiltered	<0.5			<0.5	<0.5	<1	<1	<1	12	<0.5
OW-03	31.13	2109.88	12/04/00	12/12/2000	Unfiltered	<1			0.9	<0.5	<0.5	<0.5	<0.5	32	<0.5
OW-03	36.49	2104.52	10/29/01	11/07/2001	Unfiltered	<1			1	1	<0.5	<0.5	<0.5	34	<0.5
OW-03	39.81	2101.20	05/20/02	05/23/2002	Unfiltered				1.2	0.6				35	<1
OW-03	39.81	2101.20	05/20/02	05/24/2002	Unfiltered										
OW-08	49.62	1986.71	07/10/03	07/23/2003	Unfiltered	<0.29	<2.6	<0.46	<0.40	<0.35	<0.29	<0.27	<0.28	<0.32	<0.56
OW-08	51.68	1984.65	06/18/04	06/28/2004	Unfiltered	<0.29	<2.6	<0.46	<0.40	<0.35	<0.29	<0.27	<0.28	<0.32	<0.56
OW-08	42.52	1993.81	06/01/05	06/29/2005	Unfiltered	<0.45	<2.5	<0.42	<0.53	<0.22	<0.24	<0.38	<0.30	<0.31	<0.35
OW-08	45.18	1991.15	05/30/06	06/19/2006	Unfiltered	<0.45	<2.5	<0.42	<0.53	<0.22	<0.24	<0.38	<0.30	<0.31	<0.35
OW-08	45.42	1990.91	05/12/08	06/05/2008	Unfiltered	<1			<1	<1				<1	<1
OW-08	46.11	1990.219	05/14/2010	06/14/2010	Unfiltered	<0.37			<0.098	<0.21	<0.20	<0.15	<0.072	<0.12	<0.18
P-02	NA	NA	NA	03/04/1993	Unfiltered					<1				<13	
P-02	17.06	2064.09	07/10/03	07/23/2003	Unfiltered	<0.29	<2.6	<0.46	<0.40	<0.35	<0.29	<0.27	<0.28	<0.32	<0.56
P-02	19.74	2061.41	06/18/04	06/25/2004	Unfiltered	<0.29	<2.6	<0.46	<0.40	<0.35	<0.29	<0.27	<0.28	<0.32	<0.56
P-02	13.47	2067.68	06/01/05	06/27/2005	Unfiltered	<0.45	<2.5	<0.42	<0.53	<0.22	<0.24	<0.38	<0.30	<0.31	<0.35

Consolidation Data Summary Table - Groundwater
Beaumont Site 1

	Water Level Data					Volatile Organics										
Sample Location	Depth to Water (feet below ground surface)	Groundwater Elevation (feet above mean sea level)	Elevation Date	Sample Date	Filter Status	trans-1,2-Dichloroethene -ug/L	1,1-Dichloropropene -ug/L	cis-1,3-Dichloropropene -ug/L	trans-1,3-Dichloropropene -ug/L	1,2-Dichloropropane -ug/L	1,3-Dichloropropane -ug/L	2,2-Dichloropropane -ug/L	1,2-Dibromoethane -ug/L	Dichlorodifluoromethane -ug/L	Ethylbenzene -ug/L	Ethene -ug/L
OW-02	1.85	2077.12	05/13/08	06/02/2008	Unfiltered	<1		<1	<1	<1					<1	
OW-02	2.52	2076.449	12/04/08	11/13/2008	Unfiltered	<0.2		<0.2	<0.2	<0.2					<0.2	
OW-02	2.45	2076.52	05/12/09	06/12/2009	Unfiltered	<0.40	<0.26	<0.28	<0.36	<0.38	<0.38	<0.46	<0.47	<0.49	<0.22	
OW-02	2.56	2076.409	05/17/2010	06/15/2010	Unfiltered	<0.10		<0.30	<0.24	<0.19					<0.26	<0.02
OW-03	22.53	2118.48	12/12/94	12/12/1994	Unfiltered	<1 E		<0.5 E	<0.5 E	<1 E				<5 E		
OW-03	6.28	2134.73	06/16/95	06/22/1995	Unfiltered	<1		<0.5	<0.5	<1				<5		
OW-03	17.33	2123.68	04/19/96	04/27/1996	Unfiltered	<0.5		<0.5	<0.5	<0.5						
OW-03	22.19	2118.82	10/21/96	10/29/1996	Unfiltered	<0.5		<0.5	<0.5	<0.5				<0.5		
OW-03	24.44	2116.57	04/14/97	04/21/1997	Unfiltered	<0.5		<0.5	<0.5	<0.5				<0.5		
OW-03	27.82	2113.19	10/20/97	10/27/1997	Unfiltered	<0.5		<0.5	<0.5	<0.5				<0.5		
OW-03	16.56	2124.45	04/21/98	04/28/1998	Unfiltered	<0.5		<0.5	<0.5	<0.5				<0.5		
OW-03	13.56	2127.45	10/13/98	10/17/1998	Unfiltered	<0.5		<0.5	<0.5	<0.5				<0.5		
OW-03	19.02	2121.99	04/05/99	04/15/1999	Unfiltered	<0.5		<0.5	<0.5	<0.5				<2		
OW-03	23.88	2117.13	10/25/99	10/27/1999	Unfiltered	<0.5		<0.5	<0.5	<0.5				<2		
OW-03	31.13	2109.88	12/04/00	12/12/2000	Unfiltered	<0.5		<0.5	<0.5	<0.5				<1		
OW-03	36.49	2104.52	10/29/01	11/07/2001	Unfiltered	<0.5		<0.5	<0.5	<0.5				<1		
OW-03	39.81	2101.20	05/20/02	05/23/2002	Unfiltered	<1										
OW-03	39.81	2101.20	05/20/02	05/24/2002	Unfiltered											
OW-08	49.62	1986.71	07/10/03	07/23/2003	Unfiltered	<0.60	<0.55	<0.44	<0.30	<0.40	<0.35	<0.39	<0.51	<0.47	<0.19	
OW-08	51.68	1984.65	06/18/04	06/28/2004	Unfiltered	<0.60	<0.55	<0.44	<0.30	<0.40	<0.35	<0.39	<0.51	<0.47	<0.19	
OW-08	42.52	1993.81	06/01/05	06/29/2005	Unfiltered	<0.29	<0.21	<0.45	<0.31	<0.28	<0.30	<0.40	<0.81	<0.27	<0.17	
OW-08	45.18	1991.15	05/30/06	06/19/2006	Unfiltered	<0.29	<0.21	<0.45	<0.31	<0.28	<0.30	<0.40	<0.81	<0.27	<0.17	
OW-08	45.42	1990.91	05/12/08	06/05/2008	Unfiltered	<1		<1	<1	<1					<1	
OW-08	46.11	1990.219	05/14/2010	06/14/2010	Unfiltered	<0.10		<0.30	<0.24	<0.19					<0.26	<0.02
P-02	NA	NA	NA	03/04/1993	Unfiltered											
P-02	17.06	2064.09	07/10/03	07/23/2003	Unfiltered	<0.60	<0.55	<0.44	<0.30	<0.40	<0.35	<0.39	<0.51	<0.47	<0.19	
P-02	19.74	2061.41	06/18/04	06/25/2004	Unfiltered	<0.60	<0.55	<0.44	<0.30	<0.40	<0.35	<0.39	<0.51	<0.47	<0.19	
P-02	13.47	2067.68	06/01/05	06/27/2005	Unfiltered	<0.29	<0.21	<0.45	<0.31	<0.28	<0.30	<0.40	<0.81	<0.27	<0.17	

Consolidation Data Summary Table - Groundwater
Beaumont Site 1

	Water Level Data					Volatile Organics											
Sample Location	Depth to Water (feet below ground surface)	Groundwater Elevation (feet above mean sea level)	Elevation Date	Sample Date	Filter Status	Ethane -ug/L	Hexachlorobutadiene -ug/L	2-Hexanone -ug/L	p-Isopropyltoluene -ug/L	Isopropylbenzene -ug/L	Methane -ug/L	4-Methyl-2-Pentanone -ug/L	Methyl tert-butyl ether (MTBE) -ug/L	Methylene Chloride -ug/L	Naphthalene -ug/L	n-Propylbenzene -ug/L
OW-02	1.85	2077.12	05/13/08	06/02/2008	Unfiltered			<5				<5	<1	1 BJakq		
OW-02	2.52	2076.449	12/04/08	11/13/2008	Unfiltered			<5				<5	<0.2	<0.5		
OW-02	2.45	2076.52	05/12/09	06/12/2009	Unfiltered			<6.9	<0.26	<0.23		<4.4	<0.30	<2.6	<2.5	<0.79
OW-02	2.56	2076.409	05/17/2010	06/15/2010	Unfiltered	<0.01		<1.2			0.05 BJaq	<0.95	<0.29	<0.15		
OW-03	22.53	2118.48	12/12/94	12/12/1994	Unfiltered									<2 E		
OW-03	6.28	2134.73	06/16/95	06/22/1995	Unfiltered									<2		
OW-03	17.33	2123.68	04/19/96	04/27/1996	Unfiltered									<2		
OW-03	22.19	2118.82	10/21/96	10/29/1996	Unfiltered									<2		
OW-03	24.44	2116.57	04/14/97	04/21/1997	Unfiltered									<2		
OW-03	27.82	2113.19	10/20/97	10/27/1997	Unfiltered									<2		
OW-03	16.56	2124.45	04/21/98	04/28/1998	Unfiltered									<0.5		
OW-03	13.56	2127.45	10/13/98	10/17/1998	Unfiltered									<0.5		
OW-03	19.02	2121.99	04/05/99	04/15/1999	Unfiltered									<2		
OW-03	23.88	2117.13	10/25/99	10/27/1999	Unfiltered									<2		
OW-03	31.13	2109.88	12/04/00	12/12/2000	Unfiltered									<2		
OW-03	36.49	2104.52	10/29/01	11/07/2001	Unfiltered									<2		
OW-03	39.81	2101.20	05/20/02	05/23/2002	Unfiltered									<0.5		
OW-03	39.81	2101.20	05/20/02	05/24/2002	Unfiltered											
OW-08	49.62	1986.71	07/10/03	07/23/2003	Unfiltered			<2.5	<0.17	<0.17		<2.6	<0.28	<1.7	<0.56	<0.24
OW-08	51.68	1984.65	06/18/04	06/28/2004	Unfiltered			<2.5	<0.17	<0.17		<2.6	<0.28	<1.7	<0.56	<0.24
OW-08	42.52	1993.81	06/01/05	06/29/2005	Unfiltered			<1.9	<0.21	<0.24		<2.4	<0.29	<2.6	<0.95	<0.30
OW-08	45.18	1991.15	05/30/06	06/19/2006	Unfiltered			<1.9	<0.21	<0.24		<2.4	<0.29	3.4 BJakq	<0.95	<0.30
OW-08	45.42	1990.91	05/12/08	06/05/2008	Unfiltered			<5				<5	<1	1.4 BJakq		
OW-08	46.11	1990.219	05/14/2010	06/14/2010	Unfiltered	<0.01		<1.2			7.7	<0.95	<0.29	<0.15		
P-02	NA	NA	NA	03/04/1993	Unfiltered											
P-02	17.06	2064.09	07/10/03	07/23/2003	Unfiltered			<2.5	<0.17	<0.17		<2.6	<0.28	<1.7	<0.56	<0.24
P-02	19.74	2061.41	06/18/04	06/25/2004	Unfiltered			<2.5	<0.17	<0.17		<2.6	<0.28	<1.7	<0.56	<0.24
P-02	13.47	2067.68	06/01/05	06/27/2005	Unfiltered			<1.9	<0.21	<0.24		<2.4	<0.29	<2.6	<0.95	<0.30

Consolidation Data Summary Table - Groundwater
Beaumont Site 1

	Water Level Data					Volatile Organics										
Sample Location	Depth to Water (feet below ground surface)	Groundwater Elevation (feet above mean sea level)	Elevation Date	Sample Date	Filter Status	Styrene -ug/L	Toluene -ug/L	1,1,1,2-Tetrachloroethane -ug/L	1,1,1-Trichloroethane -ug/L	1,1,2-Trichloroethane -ug/L	1,2,3-Trichlorobenzene -ug/L	1,2,4-Trichlorobenzene -ug/L	Trichloroethene -ug/L	1,2,3-Trichloropropane -ug/L	Trichlorofluoromethane -ug/L	1,1,2-Trichloro-1,2,2-Trifluoroethane -ug/L
OW-02	1.85	2077.12	05/13/08	06/02/2008	Unfiltered	<1	<1		<1	<1			18			
OW-02	2.52	2076.449	12/04/08	11/13/2008	Unfiltered	<0.2	<0.2		0.39 Jq	<0.2			17			
OW-02	2.45	2076.52	05/12/09	06/12/2009	Unfiltered	<0.30	<0.33	<0.35	<0.45	<0.54	<0.31	<0.49	15	<1.3	<0.31	<0.64
OW-02	2.56	2076.409	05/17/2010	06/15/2010	Unfiltered	<0.22	<0.22		0.41 Jq	<0.31			23	<0.29	<0.16	
OW-03	22.53	2118.48	12/12/94	12/12/1994	Unfiltered				8.5 E	<0.5 E			130		<5 E	
OW-03	6.28	2134.73	06/16/95	06/22/1995	Unfiltered				8.5	<0.5			39 E		<5	
OW-03	17.33	2123.68	04/19/96	04/27/1996	Unfiltered				3.4	<0.5			34		<0.5	<0.5
OW-03	22.19	2118.82	10/21/96	10/29/1996	Unfiltered				5.3	<0.5			77.7		<0.5	
OW-03	24.44	2116.57	04/14/97	04/21/1997	Unfiltered				2	<0.5			70.3		<0.5	
OW-03	27.82	2113.19	10/20/97	10/27/1997	Unfiltered				1.95	<0.5			66.4		<0.5	
OW-03	16.56	2124.45	04/21/98	04/28/1998	Unfiltered				6.5	<0.5			84.9		<0.5	
OW-03	13.56	2127.45	10/13/98	10/17/1998	Unfiltered				5.5	<0.5			65.7		<0.5	
OW-03	19.02	2121.99	04/05/99	04/15/1999	Unfiltered				2	<0.5			38		<2	
OW-03	23.88	2117.13	10/25/99	10/27/1999	Unfiltered				<1	<0.5			23		<2	
OW-03	31.13	2109.88	12/04/00	12/12/2000	Unfiltered				2.1	<0.5			40		<1	<2
OW-03	36.49	2104.52	10/29/01	11/07/2001	Unfiltered				1.7	<0.5			50		<1	3
OW-03	39.81	2101.20	05/20/02	05/23/2002	Unfiltered		<1		1.9	<1			50			
OW-03	39.81	2101.20	05/20/02	05/24/2002	Unfiltered											
OW-08	49.62	1986.71	07/10/03	07/23/2003	Unfiltered	<0.14	<0.35	<0.45	<0.46	<0.42	<0.40	<0.28	<0.48	<2.0	<0.27	
OW-08	51.68	1984.65	06/18/04	06/28/2004	Unfiltered	<0.14	<0.35	<0.45	<0.46	<0.42	<0.40	<0.28	<0.48	<0.81	<0.27	<0.70
OW-08	42.52	1993.81	06/01/05	06/29/2005	Unfiltered	<0.29	<0.35	<0.37	<0.32	<0.54	<0.39	<0.35	<0.30	<2.3	<0.36	<0.54
OW-08	45.18	1991.15	05/30/06	06/19/2006	Unfiltered	<0.29	<0.35	<0.37	<0.32	<0.54	<0.39	<0.35	<0.30	<2.3	<0.36	<0.54
OW-08	45.42	1990.91	05/12/08	06/05/2008	Unfiltered	<1	<1		<1	<1			<1			
OW-08	46.11	1990.219	05/14/2010	06/14/2010	Unfiltered	<0.22	<0.22		<0.12	<0.31			<0.17	<0.29	<0.16	
P-02	NA	NA	NA	03/04/1993	Unfiltered				<3				<2			
P-02	17.06	2064.09	07/10/03	07/23/2003	Unfiltered	<0.14	<0.35	<0.45	<0.46	<0.42	<0.40	<0.28	<0.48	<2.0	<0.27	
P-02	19.74	2061.41	06/18/04	06/25/2004	Unfiltered	<0.14	<0.35	<0.45	<0.46	<0.42	<0.40	<0.28	<0.48	<0.81	<0.27	<0.70
P-02	13.47	2067.68	06/01/05	06/27/2005	Unfiltered	<0.29	<0.35	<0.37	<0.32	<0.54	<0.39	<0.35	<0.30	<2.3	<0.36	<0.54

Consolidation Data Summary Table - Groundwater
Beaumont Site 1

	Water Level Data					Volatile Organics							
Sample Location	Depth to Water (feet below ground surface)	Groundwater Elevation (feet above mean sea level)	Elevation Date	Sample Date	Filter Status	1,2,4-Trimethylbenzene -ug/L	1,3,5-Trimethylbenzene -ug/L	1,1,2,2-Tetrachloroethane -ug/L	Tetrachloroethene (PCE) -ug/L	Vinyl Acetate -ug/L	Vinyl Chloride -ug/L	m,p-Xylenes -ug/L	o-Xylene -ug/L
OW-02	1.85	2077.12	05/13/08	06/02/2008	Unfiltered			<1	<1		<1	<2	<1
OW-02	2.52	2076.449	12/04/08	11/13/2008	Unfiltered			<0.2	<0.2		<0.2	<0.5	<0.2
OW-02	2.45	2076.52	05/12/09	06/12/2009	Unfiltered	<0.24	<0.23	<0.44	<0.51	<7.1	<0.33	<0.45	<0.24
OW-02	2.56	2076.409	05/17/2010	06/15/2010	Unfiltered			<0.29	<0.17	<0.48	<0.13	<0.36	<0.41
OW-03	22.53	2118.48	12/12/94	12/12/1994	Unfiltered			<1 E	<0.5 E		<0.5 E		
OW-03	6.28	2134.73	06/16/95	06/22/1995	Unfiltered			<1	<0.5		<0.5		
OW-03	17.33	2123.68	04/19/96	04/27/1996	Unfiltered			<0.5	<0.5		<0.5		
OW-03	22.19	2118.82	10/21/96	10/29/1996	Unfiltered			<0.5	<0.5		<0.5		
OW-03	24.44	2116.57	04/14/97	04/21/1997	Unfiltered			<0.5	<0.5		<0.5		
OW-03	27.82	2113.19	10/20/97	10/27/1997	Unfiltered			<0.5	<0.5		<0.5		
OW-03	16.56	2124.45	04/21/98	04/28/1998	Unfiltered			<0.5	<0.5		<0.5		
OW-03	13.56	2127.45	10/13/98	10/17/1998	Unfiltered			<0.5	<0.5		<0.5		
OW-03	19.02	2121.99	04/05/99	04/15/1999	Unfiltered			<0.5	<0.5		<0.5		
OW-03	23.88	2117.13	10/25/99	10/27/1999	Unfiltered			<0.5	<0.5		<0.5		
OW-03	31.13	2109.88	12/04/00	12/12/2000	Unfiltered			<0.5	<0.5		<0.5		
OW-03	36.49	2104.52	10/29/01	11/07/2001	Unfiltered			<0.5	<0.5		<0.5		
OW-03	39.81	2101.20	05/20/02	05/23/2002	Unfiltered	<1			<1		<1		<0.5
OW-03	39.81	2101.20	05/20/02	05/24/2002	Unfiltered								
OW-08	49.62	1986.71	07/10/03	07/23/2003	Unfiltered	<0.22	<0.11	<0.19	<0.20	<3.6	<0.35	<0.17	<0.16
OW-08	51.68	1984.65	06/18/04	06/28/2004	Unfiltered	<0.22	<0.11	<0.19	<0.20	<3.6	<0.35	<0.17	<0.16
OW-08	42.52	1993.81	06/01/05	06/29/2005	Unfiltered	<0.26	<0.19	<0.37	<0.29	<3.2	<0.33	<0.38	<0.21
OW-08	45.18	1991.15	05/30/06	06/19/2006	Unfiltered	<0.26	<0.19	<0.37	<0.29	<3.2	<0.33	<0.38	<0.21
OW-08	45.42	1990.91	05/12/08	06/05/2008	Unfiltered			<1	<1		<1	<2	<1
OW-08	46.11	1990.219	05/14/2010	06/14/2010	Unfiltered			<0.29	<0.17	<0.48	<0.13	<0.36	<0.41
P-02	NA	NA	NA	03/04/1993	Unfiltered				<1				
P-02	17.06	2064.09	07/10/03	07/23/2003	Unfiltered	<0.22	<0.11	<0.19	<0.20	<3.6	<0.35	<0.17	<0.16
P-02	19.74	2061.41	06/18/04	06/25/2004	Unfiltered	<0.22	<0.11	<0.19	<0.20	<3.6	<0.35	<0.17	<0.16
P-02	13.47	2067.68	06/01/05	06/27/2005	Unfiltered	<0.26	<0.19	<0.37	<0.29	<3.2	<0.33	<0.38	<0.21

Consolidation Data Summary Table - Groundwater
Beaumont Site 1

	Water Level Data					Volatile Organics										
Sample Location	Depth to Water (feet below ground surface)	Groundwater Elevation (feet above mean sea level)	Elevation Date	Sample Date	Filter Status	1,4-Dioxane -ug/L	N-Nitrosodimethylamine -ng/L	Acetone -ug/L	Bromodichloromethane -ug/L	2-Butanone -ug/L	Bromobenzene -ug/L	Bromochloromethane -ug/L	Bromomethane -ug/L	Bromoform -ug/L	n-Butylbenzene -ug/L	sec-Butylbenzene -ug/L
P-02	14.52	2066.631	05/30/06	06/08/2006	Unfiltered	<0.40		9.2 Jq	<0.27	<4.2	<0.47	<0.68	<2.9	<0.62	<0.29	<0.21
P-02	18.13	2063.021	05/30/07	06/11/2007	Unfiltered	<0.57		<5	<0.2	<5			<0.2	<0.3		
P-02	14.28	2066.87	05/12/08	06/05/2008	Unfiltered	<0.56		<5	<1	<5			<1	<1		
P-02	15.19	2065.96	05/11/09	06/04/2009	Unfiltered	<0.40		<9.1	<0.33	<6.9	<0.33	<0.69	<4.3	<0.55	<0.28	<0.20
P-02	13.34	2067.811	05/17/2010	06/16/2010	Unfiltered	<0.10		<5.0	<0.11	<1.2			<0.48	<0.13		
P-03	NA	NA	NA	03/08/1993	Unfiltered											
P-03	48.40	2091.85	06/17/04	06/30/2004	Unfiltered	<1.1		<3.6	<0.33	<1.7	<0.26	<0.37	<0.90	<0.87	<0.34	<0.11
P-03	41.93	2098.32	06/01/05	06/29/2005	Unfiltered	<1.1		<6.1	<0.27	<4.2	<0.47	<0.68	<2.9	<0.62	<0.29	<0.21
P-03	41.4	2098.845	05/31/06	06/19/2006	Unfiltered	2.0		7.5 BJkq	<0.27	<4.2	<0.47	<0.68	<2.9	<0.62	<0.29	<0.21
P-03	43.16	2097.085	05/30/07	06/11/2007	Unfiltered	1.8		<5	<0.2	<5			<0.2	<0.3		
P-03	44.39	2095.86	05/14/08	06/04/2008	Unfiltered	<0.57		<5	<1	<5			<1	<1		
P-03	45.86	2094.39	05/07/09	06/08/2009	Unfiltered	<0.40		<9.1	<0.33	<6.9	<0.33	<0.69	<4.3	<0.55	<0.28	<0.20
P-03	47.02	2093.225	05/13/2010	06/14/2010	Unfiltered	0.60		<5.0	<0.11	<1.2			<0.48	<0.13		
P-04	NA	NA	NA	03/08/1993	Unfiltered											
P-04	25.67	2086.96	07/10/03	07/23/2003	Unfiltered	<1.1		<3.6	<0.33	<1.7	<0.26	<0.37	<0.90	<0.87	<0.34	<0.11
P-04	26.41	2086.22	06/18/04	06/28/2004	Unfiltered	<1.1		<3.6	<0.33	<1.7	<0.26	<0.37	<0.90	<0.87	<0.34	<0.11
P-04	19.47	2093.16	05/31/06	06/08/2006	Unfiltered	<0.40		<6.1	<0.27	<4.2	<0.47	<0.68	<2.9	<0.62	<0.29	<0.21
P-05	NA	NA	NA	03/23/1993	Unfiltered											
P-05	32.06	2127.45	12/04/95	12/15/1995	Unfiltered				<2				<2	<1		
P-05	58.65	2100.86	05/20/02	05/20/2002	Unfiltered	<0.5		<9.5	<0.26	<2.8	<0.15	<0.49	<0.46	<0.23	<0.29	<0.29
P-05	65.47	2096.73	06/17/04	07/02/2004	Unfiltered	<1.1		<3.6	<0.33	<1.7	<0.26	<0.37	<0.90	<0.87	<0.34	<0.11
P-05	34.96	2127.24	06/02/05	07/01/2005	Unfiltered	<1.1		<6.1	<0.27	<4.2	<0.47	<0.68	<2.9	<0.62	<0.29	<0.21
P-05	46.51	2115.685	05/30/06	06/21/2006	Unfiltered	<0.40	<0.48	<6.1	<0.27	<4.2	<0.47	<0.68	<2.9	<0.62	<0.29	<0.21
P-05	53.06	2109.135	05/30/07	06/11/2007	Unfiltered	<0.57		<5	<0.2	<5			<0.2	<0.3		
P-05	52.51	2109.69	05/13/08	06/03/2008	Unfiltered	<0.56		7.6 Jq	<1	<5			<1	<1		
P-05	58.20	2104.00	05/12/09	06/08/2009	Unfiltered	<0.40		<9.1	<0.33	<6.9	<0.33	<0.69	<4.3	<0.55	<0.28	<0.20
P-05	59.7	2102.495	05/17/2010	06/16/2010	Unfiltered	<0.10		<5.0	<0.11	<1.2			<0.48	<0.13		
P-06D	32.20	2002.21	05/12/09	07/16/2009	Unfiltered	7.5		<5.0	<0.11	<1.2			<0.48	<0.13		

Consolidation Data Summary Table - Groundwater
Beaumont Site 1

	Water Level Data					Volatile Organics									
Sample Location	Depth to Water (feet below ground surface)	Groundwater Elevation (feet above mean sea level)	Elevation Date	Sample Date	Filter Status	tert-Butylbenzene -ug/L	Benzene -ug/L	Carbon Disulfide -ug/L	Chlorobenzene -ug/L	2-Chlorotoluene -ug/L	4-Chlorotoluene -ug/L	Chloroethane -ug/L	Chloromethane -ug/L	Carbon Tetrachloride -ug/L	Chloroform -ug/L
P-02	14.52	2066.631	05/30/06	06/08/2006	Unfiltered	<0.17	<0.26	<1.0	<0.36	<0.24	<0.30	<0.52	<1.8	<0.42	<0.22
P-02	18.13	2063.021	05/30/07	06/11/2007	Unfiltered		<0.2	<0.2	<0.2			<0.2	<0.2	<0.2	<0.2
P-02	14.28	2066.87	05/12/08	06/05/2008	Unfiltered		<1	<1	<1			<1	<1	<1	<1
P-02	15.19	2065.96	05/11/09	06/04/2009	Unfiltered	<0.28	<0.28	<1.9	<0.22	<0.55	<0.21	<1.3	<0.49	<0.43	<0.33
P-02	13.34	2067.811	05/17/2010	06/16/2010	Unfiltered		<0.14	0.61	<0.23			<0.35	<0.36	<0.15	<0.17
P-03	NA	NA	NA	03/08/1993	Unfiltered										
P-03	48.40	2091.85	06/17/04	06/30/2004	Unfiltered	<0.23	<0.29	<0.28	<0.19	<0.67	<0.16	<0.46	<0.43	<0.40	<0.45
P-03	41.93	2098.32	06/01/05	06/29/2005	Unfiltered	<0.17	<0.26	<1.0	<0.36	<0.24	<0.30	<0.52	<1.8	<0.42	<0.22
P-03	41.4	2098.845	05/31/06	06/19/2006	Unfiltered	<0.17	<0.26	<1.0	<0.36	<0.24	<0.30	<0.52	<1.8	<0.42	<0.22
P-03	43.16	2097.085	05/30/07	06/11/2007	Unfiltered		<0.2	<0.2	<0.2			<0.2	<0.2	<0.2	<0.2
P-03	44.39	2095.86	05/14/08	06/04/2008	Unfiltered		<1	1.3 Jq	<1			<1	<1	<1	<1
P-03	45.86	2094.39	05/07/09	06/08/2009	Unfiltered	<0.28	<0.28	<1.9	<0.22	<0.55	<0.21	<1.3	<0.49	<0.43	<0.33
P-03	47.02	2093.225	05/13/2010	06/14/2010	Unfiltered		<0.14	<0.36	<0.23			<0.35	<0.36	<0.15	<0.17
P-04	NA	NA	NA	03/08/1993	Unfiltered										
P-04	25.67	2086.96	07/10/03	07/23/2003	Unfiltered	<0.23	<0.29	<0.28	<0.19	<0.67	<0.16	<0.46	<0.43	<0.40	<0.45
P-04	26.41	2086.22	06/18/04	06/28/2004	Unfiltered	<0.23	<0.29	<0.28	<0.19	<0.67	<0.16	<0.46	<0.43	<0.40	<0.45
P-04	19.47	2093.16	05/31/06	06/08/2006	Unfiltered	<0.17	<0.26	<1.0	<0.36	<0.24	<0.30	<0.52	<1.8	<0.42	<0.22
P-05	NA	NA	NA	03/23/1993	Unfiltered										
P-05	32.06	2127.45	12/04/95	12/15/1995	Unfiltered				<2			<5	<2	<0.5	<1
P-05	58.65	2100.86	05/20/02	05/20/2002	Unfiltered	<0.25	<0.18	<0.48	<0.16	<0.14	<0.22	<0.36	<0.19	<0.25	<0.30
P-05	65.47	2096.73	06/17/04	07/02/2004	Unfiltered	<0.23	<0.29	<0.28	<0.19	<0.67	<0.16	<0.46	<0.43	<0.40	1.1
P-05	34.96	2127.24	06/02/05	07/01/2005	Unfiltered	<0.17	<0.26	<1.0	<0.36	<0.24	<0.30	<0.52	<1.8	<0.42	<0.22
P-05	46.51	2115.685	05/30/06	06/21/2006	Unfiltered	<0.17	<0.26	<1.0	<0.36	<0.24	<0.30	<0.52	<1.8	<0.42	<0.22
P-05	53.06	2109.135	05/30/07	06/11/2007	Unfiltered		<0.2	<0.2	<0.2			<0.2	<0.2	<0.2	<0.2
P-05	52.51	2109.69	05/13/08	06/03/2008	Unfiltered		<1	<1	<1			<1	<1	<1	<1
P-05	58.20	2104.00	05/12/09	06/08/2009	Unfiltered	<0.28	<0.28	<1.9	<0.22	<0.55	<0.21	<1.3	<0.49	<0.43	<0.33
P-05	59.7	2102.495	05/17/2010	06/16/2010	Unfiltered		<0.14	<0.36	<0.23			<0.35	<0.36	<0.15	<0.17
P-06D	32.20	2002.21	05/12/09	07/16/2009	Unfiltered		<0.14	<0.36	<0.23			<0.35	<0.36	<0.15	0.69

Consolidation Data Summary Table - Groundwater
Beaumont Site 1

	Water Level Data					Volatile Organics									
Sample Location	Depth to Water (feet below ground surface)	Groundwater Elevation (feet above mean sea level)	Elevation Date	Sample Date	Filter Status	Dibromochloromethane -ug/L	1,2-Dibromo-3-Chloropropane -ug/L	Dibromomethane -ug/L	1,1-Dichloroethane -ug/L	1,2-Dichloroethane -ug/L	1,2-Dichlorobenzene -ug/L	1,3-Dichlorobenzene -ug/L	1,4-Dichlorobenzene -ug/L	1,1-Dichloroethene -ug/L	cis-1,2-Dichloroethene -ug/L
P-02	14.52	2066.631	05/30/06	06/08/2006	Unfiltered	<0.45	<2.5	<0.42	<0.53	<0.22	<0.24	<0.38	<0.30	<0.31	<0.35
P-02	18.13	2063.021	05/30/07	06/11/2007	Unfiltered	<0.2			<0.2	<0.2				<0.2	<0.2
P-02	14.28	2066.87	05/12/08	06/05/2008	Unfiltered	<1			<1	<1				<1	<1
P-02	15.19	2065.96	05/11/09	06/04/2009	Unfiltered	<0.48	<3.1	<0.59	<0.37	<0.31	<0.27	<0.28	<0.21	<0.40	<0.49
P-02	13.34	2067.811	05/17/2010	06/16/2010	Unfiltered	<0.37			<0.098	<0.21	<0.20	<0.15	<0.072	<0.12	<0.18
P-03	NA	NA	NA	03/08/1993	Unfiltered					<1				<13	
P-03	48.40	2091.85	06/17/04	06/30/2004	Unfiltered	<0.29	<2.6	<0.46	<0.40	<0.35	<0.29	<0.27	<0.28	1.1	<0.56
P-03	41.93	2098.32	06/01/05	06/29/2005	Unfiltered	<0.45	<2.5	<0.42	<0.53	<0.22	<0.24	<0.38	<0.30	<0.31	<0.35
P-03	41.4	2098.845	05/31/06	06/19/2006	Unfiltered	<0.45	<2.5	<0.42	<0.53	<0.22	<0.24	<0.38	<0.30	<0.31	<0.35
P-03	43.16	2097.085	05/30/07	06/11/2007	Unfiltered	<0.2			<0.2	<0.2				<0.2	<0.2
P-03	44.39	2095.86	05/14/08	06/04/2008	Unfiltered	<1			<1	<1				<1	<1
P-03	45.86	2094.39	05/07/09	06/08/2009	Unfiltered	<0.48	<3.1	<0.59	<0.37	<0.31	<0.27	<0.28	<0.21	<0.40	<0.49
P-03	47.02	2093.225	05/13/2010	06/14/2010	Unfiltered	<0.37			0.13 Jq	<0.21	<0.20	<0.15	<0.072	0.92	0.18 Jq
P-04	NA	NA	NA	03/08/1993	Unfiltered					<1					
P-04	25.67	2086.96	07/10/03	07/23/2003	Unfiltered	<0.29	<2.6	<0.46	<0.40	<0.35	<0.29	<0.27	<0.28	<0.32	<0.56
P-04	26.41	2086.22	06/18/04	06/28/2004	Unfiltered	<0.29	<2.6	<0.46	<0.40	<0.35	<0.29	<0.27	<0.28	<0.32	<0.56
P-04	19.47	2093.16	05/31/06	06/08/2006	Unfiltered	<0.45	<2.5	<0.42	<0.53	<0.22	<0.24	<0.38	<0.30	<0.31	<0.35
P-05	NA	NA	NA	03/23/1993	Unfiltered					<1.6				<3	
P-05	32.06	2127.45	12/04/95	12/15/1995	Unfiltered	<2			<1	<0.5	<1	<2	<3	<2	<1
P-05	58.65	2100.86	05/20/02	05/20/2002	Unfiltered	<0.21	<0.59	<0.20	<0.28	<0.38	<0.099	<0.30	<0.12	<0.56	<0.30
P-05	65.47	2096.73	06/17/04	07/02/2004	Unfiltered	<0.29	<2.6	<0.46	1.0	<0.35	<0.29	<0.27	<0.28	45	<0.56
P-05	34.96	2127.24	06/02/05	07/01/2005	Unfiltered	<0.45	<2.5	<0.42	<0.53	<0.22	<0.24	<0.38	<0.30	<0.31	<0.35
P-05	46.51	2115.685	05/30/06	06/21/2006	Unfiltered	<0.45	<2.5	<0.42	<0.53	<0.22	<0.24	<0.38	<0.30	<0.31	<0.35
P-05	53.06	2109.135	05/30/07	06/11/2007	Unfiltered	<0.2			<0.2	<0.2				<0.2	<0.2
P-05	52.51	2109.69	05/13/08	06/03/2008	Unfiltered	<1			<1	<1				<1	<1
P-05	58.20	2104.00	05/12/09	06/08/2009	Unfiltered	<0.48	<3.1	<0.59	<0.37	<0.31	<0.27	<0.28	<0.21	<0.40	<0.49
P-05	59.7	2102.495	05/17/2010	06/16/2010	Unfiltered	<0.37			<0.098	<0.21	<0.20	<0.15	<0.072	<0.12	<0.18
P-06D	32.20	2002.21	05/12/09	07/16/2009	Unfiltered	<0.37			<0.098 Jq	<0.21	<0.20	<0.15	<0.072	3.2	<0.18 Jq

Consolidation Data Summary Table - Groundwater
Beaumont Site 1

	Water Level Data					Volatile Organics										
Sample Location	Depth to Water (feet below ground surface)	Groundwater Elevation (feet above mean sea level)	Elevation Date	Sample Date	Filter Status	trans-1,2-Dichloroethene -ug/L	1,1-Dichloropropene -ug/L	cis-1,3-Dichloropropene -ug/L	trans-1,3-Dichloropropene -ug/L	1,2-Dichloropropane -ug/L	1,3-Dichloropropane -ug/L	2,2-Dichloropropane -ug/L	1,2-Dibromoethane -ug/L	Dichlorodifluoromethane -ug/L	Ethylbenzene -ug/L	Ethene -ug/L
P-02	14.52	2066.631	05/30/06	06/08/2006	Unfiltered	<0.29	<0.21	<0.45	<0.31	<0.28	<0.30	<0.40	<0.81	<0.27	<0.17	
P-02	18.13	2063.021	05/30/07	06/11/2007	Unfiltered	<0.2		<0.2	<0.2	<0.2					<0.2	
P-02	14.28	2066.87	05/12/08	06/05/2008	Unfiltered	<1		<1	<1	<1					<1	
P-02	15.19	2065.96	05/11/09	06/04/2009	Unfiltered	<0.40	<0.26	<0.28	<0.36	<0.38	<0.38	<0.46	<0.47	<0.49	<0.22	
P-02	13.34	2067.811	05/17/2010	06/16/2010	Unfiltered	<0.10		<0.30	<0.24	<0.19					<0.26	<0.02
P-03	NA	NA	NA	03/08/1993	Unfiltered											
P-03	48.40	2091.85	06/17/04	06/30/2004	Unfiltered	<0.60	<0.55	<0.44	<0.30	<0.40	<0.35	<0.39	<0.51	<0.47	<0.19	
P-03	41.93	2098.32	06/01/05	06/29/2005	Unfiltered	<0.29	<0.21	<0.45	<0.31	<0.28	<0.30	<0.40	<0.81	<0.27	<0.17	
P-03	41.4	2098.845	05/31/06	06/19/2006	Unfiltered	<0.29	<0.21	<0.45	<0.31	<0.28	<0.30	<0.40	<0.81	<0.27	<0.17	
P-03	43.16	2097.085	05/30/07	06/11/2007	Unfiltered	<0.2		<0.2	<0.2	<0.2					<0.2	
P-03	44.39	2095.86	05/14/08	06/04/2008	Unfiltered	<1		<1	<1	<1					<1	
P-03	45.86	2094.39	05/07/09	06/08/2009	Unfiltered	<0.40	<0.26	<0.28	<0.36	<0.38	<0.38	<0.46	<0.47	<0.49	<0.22	
P-03	47.02	2093.225	05/13/2010	06/14/2010	Unfiltered	<0.10		<0.30	<0.24	<0.19					<0.26	<0.02
P-04	NA	NA	NA	03/08/1993	Unfiltered											
P-04	25.67	2086.96	07/10/03	07/23/2003	Unfiltered	<0.60	<0.55	<0.44	<0.30	<0.40	<0.35	<0.39	<0.51	<0.47	<0.19	
P-04	26.41	2086.22	06/18/04	06/28/2004	Unfiltered	<0.60	<0.55	<0.44	<0.30	<0.40	<0.35	<0.39	<0.51	<0.47	<0.19	
P-04	19.47	2093.16	05/31/06	06/08/2006	Unfiltered	<0.29	<0.21	<0.45	<0.31	<0.28	<0.30	<0.40	<0.81	<0.27	<0.17	
P-05	NA	NA	NA	03/23/1993	Unfiltered											
P-05	32.06	2127.45	12/04/95	12/15/1995	Unfiltered	<1		<0.5	<0.5	<1				<2		
P-05	58.65	2100.86	05/20/02	05/20/2002	Unfiltered	<0.37	<0.16	<0.19	<0.25	<0.16	<0.30	<0.28	<0.18	<0.28	<0.12	
P-05	65.47	2096.73	06/17/04	07/02/2004	Unfiltered	<0.60	<0.55	<0.44	<0.30	<0.40	<0.35	<0.39	<0.51	<0.47	<0.19	
P-05	34.96	2127.24	06/02/05	07/01/2005	Unfiltered	<0.29	<0.21	<0.45	<0.31	<0.28	<0.30	<0.40	<0.81	<0.27	<0.17	
P-05	46.51	2115.685	05/30/06	06/21/2006	Unfiltered	<0.29	<0.21	<0.45	<0.31	<0.28	<0.30	<0.40	<0.81	<0.27	<0.17	
P-05	53.06	2109.135	05/30/07	06/11/2007	Unfiltered	<0.2		<0.2	<0.2	<0.2					<0.2	
P-05	52.51	2109.69	05/13/08	06/03/2008	Unfiltered	<1		<1	<1	<1					<1	
P-05	58.20	2104.00	05/12/09	06/08/2009	Unfiltered	<0.40	<0.26	<0.28	<0.36	<0.38	<0.38	<0.46	<0.47	<0.49	<0.22	
P-05	59.7	2102.495	05/17/2010	06/16/2010	Unfiltered	<0.10		<0.30	<0.24	<0.19					<0.26	<0.02
P-06D	32.20	2002.21	05/12/09	07/16/2009	Unfiltered	<0.10		<0.30	<0.24	<0.19					<0.26	

Consolidation Data Summary Table - Groundwater
Beaumont Site 1

	Water Level Data					Volatile Organics										
Sample Location	Depth to Water (feet below ground surface)	Groundwater Elevation (feet above mean sea level)	Elevation Date	Sample Date	Filter Status	Ethane -ug/L	Hexachlorobutadiene -ug/L	2-Hexanone -ug/L	p-Isopropyltoluene -ug/L	Isopropylbenzene -ug/L	Methane -ug/L	4-Methyl-2-Pentanone -ug/L	Methyl tert-butyl ether (MTBE) -ug/L	Methylene Chloride -ug/L	Naphthalene -ug/L	n-Propylbenzene -ug/L
P-02	14.52	2066.631	05/30/06	06/08/2006	Unfiltered			<1.9	<0.21	<0.24		<2.4	<0.29	<2.6	<0.95	<0.30
P-02	18.13	2063.021	05/30/07	06/11/2007	Unfiltered			<5				<5	<0.2	<0.5		
P-02	14.28	2066.87	05/12/08	06/05/2008	Unfiltered			<5				<5	<1	1.3 BJakq		
P-02	15.19	2065.96	05/11/09	06/04/2009	Unfiltered			<6.9	<0.26	<0.23		<4.4	<0.30	<2.6	<2.5	<0.79
P-02	13.34	2067.811	05/17/2010	06/16/2010	Unfiltered	<0.01		<1.2			1.4	<0.95	<0.29	<0.15		
P-03	NA	NA	NA	03/08/1993	Unfiltered											
P-03	48.40	2091.85	06/17/04	06/30/2004	Unfiltered			<2.5	<0.17	<0.17		<2.6	<0.28	<1.7	<0.56	<0.24
P-03	41.93	2098.32	06/01/05	06/29/2005	Unfiltered			<1.9	<0.21	<0.24		<2.4	<0.29	<2.6	<0.95	<0.30
P-03	41.4	2098.845	05/31/06	06/19/2006	Unfiltered			<1.9	<0.21	<0.24		<2.4	<0.29	3.2 BJakq	<0.95	<0.30
P-03	43.16	2097.085	05/30/07	06/11/2007	Unfiltered			<5				<5	<0.2	<0.5		
P-03	44.39	2095.86	05/14/08	06/04/2008	Unfiltered			<5				<5	<1	<1		
P-03	45.86	2094.39	05/07/09	06/08/2009	Unfiltered			<6.9	<0.26	<0.23		<4.4	<0.30	<2.6	<2.5	<0.79
P-03	47.02	2093.225	05/13/2010	06/14/2010	Unfiltered	0.03 Jq		<1.2			18	<0.95	<0.29	<0.15		
P-04	NA	NA	NA	03/08/1993	Unfiltered											
P-04	25.67	2086.96	07/10/03	07/23/2003	Unfiltered			<2.5	<0.17	<0.17		<2.6	<0.28	<1.7	<0.56	<0.24
P-04	26.41	2086.22	06/18/04	06/28/2004	Unfiltered			<2.5	<0.17	<0.17		<2.6	<0.28	<1.7	<0.56	<0.24
P-04	19.47	2093.16	05/31/06	06/08/2006	Unfiltered			<1.9	<0.21	<0.24		<2.4	<0.29	<2.6	<0.95	<0.30
P-05	NA	NA	NA	03/23/1993	Unfiltered											
P-05	32.06	2127.45	12/04/95	12/15/1995	Unfiltered									<1		
P-05	58.65	2100.86	05/20/02	05/20/2002	Unfiltered		<0.26		<0.23	<0.19		<0.15	<0.30	3 BJakq	<0.090	<0.28
P-05	65.47	2096.73	06/17/04	07/02/2004	Unfiltered			<2.5	<0.17	<0.17		<2.6	<0.28	<1.7	<0.56	<0.24
P-05	34.96	2127.24	06/02/05	07/01/2005	Unfiltered			<1.9	<0.21	<0.24		<2.4	<0.29	<2.6	<0.95	<0.30
P-05	46.51	2115.685	05/30/06	06/21/2006	Unfiltered			<1.9	<0.21	<0.24		<2.4	<0.29	4.8 BJakq	<0.95	<0.30
P-05	53.06	2109.135	05/30/07	06/11/2007	Unfiltered			<5				<5	<0.2	<0.5		
P-05	52.51	2109.69	05/13/08	06/03/2008	Unfiltered			<5				<5	<1	<1		
P-05	58.20	2104.00	05/12/09	06/08/2009	Unfiltered			<6.9	<0.26	<0.23		<4.4	<0.30	<2.6	<2.5	<0.79
P-05	59.7	2102.495	05/17/2010	06/16/2010	Unfiltered	<0.01		<1.2			33	<0.95	<0.29	<0.15		
P-06D	32.20	2002.21	05/12/09	07/16/2009	Unfiltered			<1.2				<0.95	<0.29	<0.15		

Consolidation Data Summary Table - Groundwater
Beaumont Site 1

	Water Level Data					Volatile Organics										
Sample Location	Depth to Water (feet below ground surface)	Groundwater Elevation (feet above mean sea level)	Elevation Date	Sample Date	Filter Status	Styrene -ug/L	Toluene -ug/L	1,1,1,2-Tetrachloroethane -ug/L	1,1,1-Trichloroethane -ug/L	1,1,2-Trichloroethane -ug/L	1,2,3-Trichlorobenzene -ug/L	1,2,4-Trichlorobenzene -ug/L	Trichloroethene -ug/L	1,2,3-Trichloropropane -ug/L	Trichlorofluoromethane -ug/L	1,1,2-Trichloro-1,2,2-Trifluoroethane -ug/L
P-02	14.52	2066.631	05/30/06	06/08/2006	Unfiltered	<0.29	<0.35	<0.37	<0.32	<0.54	<0.39	<0.35	<0.30	<2.3	<0.36	<0.54
P-02	18.13	2063.021	05/30/07	06/11/2007	Unfiltered	<0.2	<0.2		<0.2	<0.2			<0.2			
P-02	14.28	2066.87	05/12/08	06/05/2008	Unfiltered	<1	<1		<1	<1			<1			
P-02	15.19	2065.96	05/11/09	06/04/2009	Unfiltered	<0.30	<0.33	<0.35	<0.45	<0.54	<0.31	<0.49	<0.30	<1.3	<0.31	<0.64
P-02	13.34	2067.811	05/17/2010	06/16/2010	Unfiltered	<0.22	<0.22		<0.12	<0.31			<0.17	<0.29	<0.16	
P-03	NA	NA	NA	03/08/1993	Unfiltered				<3				<2			
P-03	48.40	2091.85	06/17/04	06/30/2004	Unfiltered	<0.14	<0.35	<0.45	<0.46	<0.42	<0.40	<0.28	<0.48	<0.81	<0.27	<0.70
P-03	41.93	2098.32	06/01/05	06/29/2005	Unfiltered	<0.29	<0.35	<0.37	<0.32	<0.54	<0.39	<0.35	<0.30	<2.3	<0.36	<0.54
P-03	41.4	2098.845	05/31/06	06/19/2006	Unfiltered	<0.29	<0.35	<0.37	<0.32	<0.54	<0.39	<0.35	<0.30	<2.3	<0.36	<0.54
P-03	43.16	2097.085	05/30/07	06/11/2007	Unfiltered	<0.2	<0.2		<0.2	<0.2			<0.2			
P-03	44.39	2095.86	05/14/08	06/04/2008	Unfiltered	<1	<1		<1	<1			<1			
P-03	45.86	2094.39	05/07/09	06/08/2009	Unfiltered	<0.30	<0.33	<0.35	<0.45	<0.54	<0.31	<0.49	<0.30	<1.3	<0.31	<0.64
P-03	47.02	2093.225	05/13/2010	06/14/2010	Unfiltered	<0.22	<0.22		<0.12	<0.31			<0.17	<0.29	<0.16	
P-04	NA	NA	NA	03/08/1993	Unfiltered				<3				<2			
P-04	25.67	2086.96	07/10/03	07/23/2003	Unfiltered	<0.14	<0.35	<0.45	<0.46	<0.42	<0.40	<0.28	<0.48	<2.0	<0.27	
P-04	26.41	2086.22	06/18/04	06/28/2004	Unfiltered	<0.14	<0.35	<0.45	<0.46	<0.42	<0.40	<0.28	<0.48	<0.81	<0.27	<0.70
P-04	19.47	2093.16	05/31/06	06/08/2006	Unfiltered	<0.29	<0.35	<0.37	<0.32	<0.54	<0.39	<0.35	<0.30	<2.3	<0.36	<0.54
P-05	NA	NA	NA	03/23/1993	Unfiltered				<1				<2			
P-05	32.06	2127.45	12/04/95	12/15/1995	Unfiltered				<1	<0.5			<1		<5	
P-05	58.65	2100.86	05/20/02	05/20/2002	Unfiltered	<0.12	<0.16	<0.27	<0.33	<0.34	<0.30	<0.37	<0.18	<0.46	<0.22	
P-05	65.47	2096.73	06/17/04	07/02/2004	Unfiltered	<0.14	<0.35	<0.45	1.3	<0.42	<0.40	<0.28	55	<0.81	<0.27	<0.70
P-05	34.96	2127.24	06/02/05	07/01/2005	Unfiltered	<0.29	<0.35	<0.37	<0.32	<0.54	<0.39	<0.35	<0.30	<2.3	<0.36	<0.54
P-05	46.51	2115.685	05/30/06	06/21/2006	Unfiltered	<0.29	<0.35	<0.37	<0.32	<0.54	<0.39	<0.35	<0.30	<2.3	<0.36	<0.54
P-05	53.06	2109.135	05/30/07	06/11/2007	Unfiltered	<0.2	<0.2		<0.2	<0.2			<0.2			
P-05	52.51	2109.69	05/13/08	06/03/2008	Unfiltered	<1	<1		<1	<1			<1			
P-05	58.20	2104.00	05/12/09	06/08/2009	Unfiltered	<0.30	<0.33	<0.35	<0.45	<0.54	<0.31	<0.49	<0.30	<1.3	<0.31	<0.64
P-05	59.7	2102.495	05/17/2010	06/16/2010	Unfiltered	<0.22	<0.22		<0.12	<0.31			<0.17	<0.29	<0.16	
P-06D	32.20	2002.21	05/12/09	07/16/2009	Unfiltered	<0.22	<0.22		<0.12	<0.31			2.2		<0.16	

Consolidation Data Summary Table - Groundwater
Beaumont Site 1

	Water Level Data					Volatile Organics							
Sample Location	Depth to Water (feet below ground surface)	Groundwater Elevation (feet above mean sea level)	Elevation Date	Sample Date	Filter Status	1,2,4-Trimethylbenzene -ug/L	1,3,5-Trimethylbenzene -ug/L	1,1,2,2-Tetrachloroethane -ug/L	Tetrachloroethene (PCE) -ug/L	Vinyl Acetate -ug/L	Vinyl Chloride -ug/L	m,p-Xylenes -ug/L	o-Xylene -ug/L
P-02	14.52	2066.631	05/30/06	06/08/2006	Unfiltered	<0.26	<0.19	<0.37	<0.29	<3.2	<0.33	<0.38	<0.21
P-02	18.13	2063.021	05/30/07	06/11/2007	Unfiltered			<0.2	<0.2		<0.2	<0.5	<0.2
P-02	14.28	2066.87	05/12/08	06/05/2008	Unfiltered			<1	<1		<1	<2	<1
P-02	15.19	2065.96	05/11/09	06/04/2009	Unfiltered	<0.24	<0.23	<0.44	<0.51	<7.1	<0.33	<0.45	<0.24
P-02	13.34	2067.811	05/17/2010	06/16/2010	Unfiltered			<0.29	<0.17	<0.48	<0.13	<0.36	<0.41
P-03	NA	NA	NA	03/08/1993	Unfiltered				<1				
P-03	48.40	2091.85	06/17/04	06/30/2004	Unfiltered	<0.22	<0.11	<0.19	<0.20	<3.6	<0.35	<0.17	<0.16
P-03	41.93	2098.32	06/01/05	06/29/2005	Unfiltered	<0.26	<0.19	<0.37	<0.29	<3.2	<0.33	<0.38	<0.21
P-03	41.4	2098.845	05/31/06	06/19/2006	Unfiltered	<0.26	<0.19	<0.37	<0.29	<3.2	<0.33	<0.38	<0.21
P-03	43.16	2097.085	05/30/07	06/11/2007	Unfiltered			<0.2	<0.2		<0.2	<0.5	<0.2
P-03	44.39	2095.86	05/14/08	06/04/2008	Unfiltered			<1	<1		<1	<2	<1
P-03	45.86	2094.39	05/07/09	06/08/2009	Unfiltered	<0.24	<0.23	<0.44	<0.51	<7.1	<0.33	<0.45	<0.24
P-03	47.02	2093.225	05/13/2010	06/14/2010	Unfiltered			<0.29	<0.17	<0.48	0.16 Jq	<0.36	<0.41
P-04	NA	NA	NA	03/08/1993	Unfiltered				<1				
P-04	25.67	2086.96	07/10/03	07/23/2003	Unfiltered	<0.22	<0.11	<0.19	<0.20	<3.6	<0.35	<0.17	<0.16
P-04	26.41	2086.22	06/18/04	06/28/2004	Unfiltered	<0.22	<0.11	<0.19	<0.20	<3.6	<0.35	<0.17	<0.16
P-04	19.47	2093.16	05/31/06	06/08/2006	Unfiltered	<0.26	<0.19	<0.37	<0.29	<3.2	<0.33	<0.38	<0.21
P-05	NA	NA	NA	03/23/1993	Unfiltered				<3				
P-05	32.06	2127.45	12/04/95	12/15/1995	Unfiltered			<2	<1		<5		
P-05	58.65	2100.86	05/20/02	05/20/2002	Unfiltered	<0.20	<0.15	<0.22	<0.21		<0.44	<0.31	<0.088
P-05	65.47	2096.73	06/17/04	07/02/2004	Unfiltered	<0.22	<0.11	<0.19	<0.20	<3.6	<0.35	<0.17	<0.16
P-05	34.96	2127.24	06/02/05	07/01/2005	Unfiltered	<0.26	<0.19	<0.37	<0.29	<3.2	<0.33	<0.38	<0.21
P-05	46.51	2115.685	05/30/06	06/21/2006	Unfiltered	<0.26	<0.19	<0.37	<0.29	<3.2	<0.33	<0.38	<0.21
P-05	53.06	2109.135	05/30/07	06/11/2007	Unfiltered			<0.2	<0.2		<0.2	<0.5	<0.2
P-05	52.51	2109.69	05/13/08	06/03/2008	Unfiltered			<1	<1		<1	<2	<1
P-05	58.20	2104.00	05/12/09	06/08/2009	Unfiltered	<0.24	<0.23	<0.44	<0.51	<7.1	<0.33	<0.45	<0.24
P-05	59.7	2102.495	05/17/2010	06/16/2010	Unfiltered			<0.29	<0.17	<0.48	<0.13	<0.36	<0.41
P-06D	32.20	2002.21	05/12/09	07/16/2009	Unfiltered			<0.29	<0.17	<0.48	<0.13	<0.36	<0.41

Consolidation Data Summary Table - Groundwater
Beaumont Site 1

	Water Level Data					Volatile Organics										
Sample Location	Depth to Water (feet below ground surface)	Groundwater Elevation (feet above mean sea level)	Elevation Date	Sample Date	Filter Status	1,4-Dioxane -ug/L	N-Nitrosodimethylamine -ng/L	Acetone -ug/L	Bromodichloromethane -ug/L	2-Butanone -ug/L	Bromobenzene -ug/L	Bromochloromethane -ug/L	Bromomethane -ug/L	Bromoform -ug/L	n-Butylbenzene -ug/L	sec-Butylbenzene -ug/L
P-06D	38.89	1995.52	11/04/2009	11/24/2009	Unfiltered	6.9		<5.0	<0.11	<1.2			<0.48	<0.13		
P-06D	28.58	2005.83	03/26/10	4/1/2010	Unfiltered	10		<5.0	<0.11	<1.2			<0.48	<0.13		
P-06D	30.37	2004.04	05/17/2010	06/17/2010	Unfiltered	8.2		<5.0	<0.11	<1.2			<0.48	<0.13		
P-06S	31.45	2002.99	05/12/09	07/16/2009	Unfiltered	1.1		<5.0	<0.11	<1.2			<0.48	<0.13		
P-06S	27.80	2006.64	03/26/10	4/1/2010	Unfiltered	0.79		<5.0	<0.11	<1.2			<0.48	<0.13		
P-06S	29.47	2004.97	05/17/2010	06/17/2010	Unfiltered	1.3		<5.0	<0.11	<1.2			<0.48	<0.13		
P14-PGW1-100				11/19/2008	Unfiltered			<2.0	<0.10	<1.0			<0.30	<0.50		
P14-PGW1-120				11/19/2008	Unfiltered			<2.0	<0.10	<1.0			<0.30	<0.50		
TW1	NA	NA	NA	11/06/2007	Unfiltered	2.7		<5	<0.2	<5			<0.2	<0.3		
TW2	NA	NA	NA	11/06/2007	Unfiltered	2.2		<5	<0.2	<5			<0.2	<0.3		
VEW-06	NA	NA	NA	03/19/1993	Unfiltered											
VEW-06	47.38	2133.62	01/08/94	02/22/1994	Unfiltered											
VEW-08	NA	NA	NA	03/11/1993	Unfiltered											
VEW-10	NA	NA	NA	03/11/1993	Unfiltered											
VEW-10	46.98	2134.06	01/08/94	02/21/1994	Unfiltered											
VEW-11	NA	NA	NA	03/11/1993	Unfiltered											
VEW-11	43.92	2135.54	01/08/94	02/22/1994	Unfiltered											
VRW-01	NA	NA	NA	03/10/1993	Unfiltered											
VRW-02	NA	NA	NA	03/10/1993	Unfiltered											
VRW-02	51.26	2128.34	01/08/94	02/22/1994	Unfiltered											
VRW-03	NA	NA	NA	03/11/1993	Unfiltered											

Consolidation Data Summary Table - Groundwater
Beaumont Site 1

	Water Level Data					Volatile Organics									
Sample Location	Depth to Water (feet below ground surface)	Groundwater Elevation (feet above mean sea level)	Elevation Date	Sample Date	Filter Status	tert-Butylbenzene -ug/L	Benzene -ug/L	Carbon Disulfide -ug/L	Chlorobenzene -ug/L	2-Chlorotoluene -ug/L	4-Chlorotoluene -ug/L	Chloroethane -ug/L	Chloromethane -ug/L	Carbon Tetrachloride -ug/L	Chloroform -ug/L
P-06D	38.89	1995.52	11/04/2009	11/24/2009	Unfiltered		<0.14	<0.36	<0.23			<0.35	<0.36	<0.15	<0.17
P-06D	28.58	2005.83	03/26/10	4/1/2010	Unfiltered		<0.14	<0.36	<0.23			<0.35	<0.36	<0.15	<0.17
P-06D	30.37	2004.04	05/17/2010	06/17/2010	Unfiltered		<0.14	<0.36	<0.23			<0.35	<0.36	<0.15	<0.17
P-06S	31.45	2002.99	05/12/09	07/16/2009	Unfiltered		<0.14	<0.36	<0.23			<0.35	<0.36	<0.15	<0.17
P-06S	27.80	2006.64	03/26/10	4/1/2010	Unfiltered		<0.14	<0.36	<0.23			<0.35	<0.36	<0.15	<0.17
P-06S	29.47	2004.97	05/17/2010	06/17/2010	Unfiltered		<0.14	<0.36	<0.23			<0.35	<0.36	<0.15	<0.17
P14-PGW1-100				11/19/2008	Unfiltered		<0.10	<0.10	<0.10			<0.30	<0.30	<0.10	<0.10
P14-PGW1-120				11/19/2008	Unfiltered		<0.10	<0.10	<0.10			<0.30	<0.30	<0.10	<0.10
TW1	NA	NA	NA	11/06/2007	Unfiltered		<0.2	<0.2	<0.2			<0.2	<0.2	<0.2	<0.2
TW2	NA	NA	NA	11/06/2007	Unfiltered		<0.2	<0.2	<0.2			<0.2	<0.2	<0.2	<0.2
VEW-06	NA	NA	NA	03/19/1993	Unfiltered										
VEW-06	47.38	2133.62	01/08/94	02/22/1994	Unfiltered										
VEW-08	NA	NA	NA	03/11/1993	Unfiltered										
VEW-10	NA	NA	NA	03/11/1993	Unfiltered										
VEW-10	46.98	2134.06	01/08/94	02/21/1994	Unfiltered										
VEW-11	NA	NA	NA	03/11/1993	Unfiltered										
VEW-11	43.92	2135.54	01/08/94	02/22/1994	Unfiltered										
VRW-01	NA	NA	NA	03/10/1993	Unfiltered										
VRW-02	NA	NA	NA	03/10/1993	Unfiltered										
VRW-02	51.26	2128.34	01/08/94	02/22/1994	Unfiltered										
VRW-03	NA	NA	NA	03/11/1993	Unfiltered										

Consolidation Data Summary Table - Groundwater
Beaumont Site 1

	Water Level Data					Volatile Organics									
Sample Location	Depth to Water (feet below ground surface)	Groundwater Elevation (feet above mean sea level)	Elevation Date	Sample Date	Filter Status	Dibromochloromethane -ug/L	1,2-Dibromo-3-Chloropropane -ug/L	Dibromomethane -ug/L	1,1-Dichloroethane -ug/L	1,2-Dichloroethane -ug/L	1,2-Dichlorobenzene -ug/L	1,3-Dichlorobenzene -ug/L	1,4-Dichlorobenzene -ug/L	1,1-Dichloroethene -ug/L	cis-1,2-Dichloroethene -ug/L
P-06D	38.89	1995.52	11/04/2009	11/24/2009	Unfiltered	<0.37			0.46 Jq	<0.21	<0.20	<0.15	<0.072	3.8 Bk	0.47 BJkq
P-06D	28.58	2005.83	03/26/10	4/1/2010	Unfiltered	<0.37			0.37 Jq	<0.21	<0.20	<0.15	<0.072	2.9	0.44 Jq
P-06D	30.37	2004.04	05/17/2010	06/17/2010	Unfiltered	<0.37			0.48 Jq	<0.21	<0.20	<0.15	<0.072	3.4	0.44 Jq
P-06S	31.45	2002.99	05/12/09	07/16/2009	Unfiltered	<0.37			<0.098	<0.21	<0.20	<0.15	<0.072	<0.12	<0.18
P-06S	27.80	2006.64	03/26/10	4/1/2010	Unfiltered	<0.37			<0.098	<0.21	<0.20	<0.15	<0.072	<0.12	<0.18
P-06S	29.47	2004.97	05/17/2010	06/17/2010	Unfiltered	<0.37			<0.098	<0.21	<0.20	<0.15	<0.072	<0.12	<0.18
P14-PGW1-100				11/19/2008	Unfiltered	<0.10			<0.10	<0.10	<0.10	<0.10	<0.10	1.86	<0.10
P14-PGW1-120				11/19/2008	Unfiltered	<0.10			<0.10	<0.10	<0.10	<0.10	<0.10	4.30	<0.10
TW1	NA	NA	NA	11/06/2007	Unfiltered	<0.2			<0.2	<0.2				<0.2	<0.2
TW2	NA	NA	NA	11/06/2007	Unfiltered	<0.2			<0.2	<0.2				0.28 Jq	<0.2
VEW-06	NA	NA	NA	03/19/1993	Unfiltered									50.9	
VEW-06	47.38	2133.62	01/08/94	02/22/1994	Unfiltered					4.33				220	
VEW-08	NA	NA	NA	03/11/1993	Unfiltered									97.1	
VEW-10	NA	NA	NA	03/11/1993	Unfiltered					<16				<3006	
VEW-10	46.98	2134.06	01/08/94	02/21/1994	Unfiltered					36.5				316	
VEW-11	NA	NA	NA	03/11/1993	Unfiltered					<16				5020	
VEW-11	43.92	2135.54	01/08/94	02/22/1994	Unfiltered					63.7				1320	
VRW-01	NA	NA	NA	03/10/1993	Unfiltered									66.7	
VRW-02	NA	NA	NA	03/10/1993	Unfiltered									110	
VRW-02	51.26	2128.34	01/08/94	02/22/1994	Unfiltered					2.55				27.7	
VRW-03	NA	NA	NA	03/11/1993	Unfiltered									6152	

Consolidation Data Summary Table - Groundwater
Beaumont Site 1

	Water Level Data					Volatile Organics										
Sample Location	Depth to Water (feet below ground surface)	Groundwater Elevation (feet above mean sea level)	Elevation Date	Sample Date	Filter Status	trans-1,2-Dichloroethene -ug/L	1,1-Dichloropropene -ug/L	cis-1,3-Dichloropropene -ug/L	trans-1,3-Dichloropropene -ug/L	1,2-Dichloropropane -ug/L	1,3-Dichloropropane -ug/L	2,2-Dichloropropane -ug/L	1,2-Dibromoethane -ug/L	Dichlorodifluoromethane -ug/L	Ethylbenzene -ug/L	Ethene -ug/L
P-06D	38.89	1995.52	11/04/2009	11/24/2009	Unfiltered	<0.10		<0.30	<0.24	<0.19					<0.26	
P-06D	28.58	2005.83	03/26/10	4/1/2010	Unfiltered	<0.10		<0.30	<0.24	<0.19					<0.26	
P-06D	30.37	2004.04	05/17/2010	06/17/2010	Unfiltered	<0.10		<0.30	<0.24	<0.19					<0.26	<0.02
P-06S	31.45	2002.99	05/12/09	07/16/2009	Unfiltered	<0.10		<0.30	<0.24	<0.19					<0.26	
P-06S	27.80	2006.64	03/26/10	4/1/2010	Unfiltered	<0.10		<0.30	<0.24	<0.19					<0.26	
P-06S	29.47	2004.97	05/17/2010	06/17/2010	Unfiltered	<0.10		<0.30	<0.24	<0.19					<0.26	<0.02
P14-PGW1-100				11/19/2008	Unfiltered	<0.10		<0.10	<0.10	<0.10			<0.10		<0.10	
P14-PGW1-120				11/19/2008	Unfiltered	<0.10		<0.10	<0.10	<0.10			<0.10		<0.10	
TW1	NA	NA	NA	11/06/2007	Unfiltered	<0.2		<0.2	<0.2	<0.2					<0.2	
TW2	NA	NA	NA	11/06/2007	Unfiltered	<0.2		<0.2	<0.2	<0.2					<0.2	
VEW-06	NA	NA	NA	03/19/1993	Unfiltered											
VEW-06	47.38	2133.62	01/08/94	02/22/1994	Unfiltered											
VEW-08	NA	NA	NA	03/11/1993	Unfiltered											
VEW-10	NA	NA	NA	03/11/1993	Unfiltered											
VEW-10	46.98	2134.06	01/08/94	02/21/1994	Unfiltered											
VEW-11	NA	NA	NA	03/11/1993	Unfiltered											
VEW-11	43.92	2135.54	01/08/94	02/22/1994	Unfiltered											
VRW-01	NA	NA	NA	03/10/1993	Unfiltered											
VRW-02	NA	NA	NA	03/10/1993	Unfiltered											
VRW-02	51.26	2128.34	01/08/94	02/22/1994	Unfiltered											
VRW-03	NA	NA	NA	03/11/1993	Unfiltered											

Consolidation Data Summary Table - Groundwater
Beaumont Site 1

	Water Level Data						Volatile Organics									
Sample Location	Depth to Water (feet below ground surface)	Groundwater Elevation (feet above mean sea level)	Elevation Date	Sample Date	Filter Status	Ethane -ug/L	Hexachlorobutadiene -ug/L	2-Hexanone -ug/L	p-Isopropyltoluene -ug/L	Isopropylbenzene -ug/L	Methane -ug/L	4-Methyl-2-Pentanone -ug/L	Methyl tert-butyl ether (MTBE) -ug/L	Methylene Chloride -ug/L	Naphthalene -ug/L	n-Propylbenzene -ug/L
P-06D	38.89	1995.52	11/04/2009	11/24/2009	Unfiltered			<1.2				<0.95	<0.29	<0.15		
P-06D	28.58	2005.83	03/26/10	4/1/2010	Unfiltered			<1.2				<0.95	<0.29	<0.15		
P-06D	30.37	2004.04	05/17/2010	06/17/2010	Unfiltered	<0.01		<1.2			0.19 Bk	<0.95	<0.29	<0.15		
P-06S	31.45	2002.99	05/12/09	07/16/2009	Unfiltered			<1.2				<0.95	<0.29	<0.15		
P-06S	27.80	2006.64	03/26/10	4/1/2010	Unfiltered			<1.2				<0.95	<0.29	<0.15		
P-06S	29.47	2004.97	05/17/2010	06/17/2010	Unfiltered	<0.01		<1.2			0.13 Bk	<0.95	<0.29	<0.15		
P14-PGW1-100				11/19/2008	Unfiltered			<0.50				<0.50	<0.10	<0.40		
P14-PGW1-120				11/19/2008	Unfiltered			<0.50				<0.50	<0.10	<0.40		
TW1	NA	NA	NA	11/06/2007	Unfiltered			<5			11	<5	<0.2	<0.5		
TW2	NA	NA	NA	11/06/2007	Unfiltered			<5			220	<5	<0.2	<0.5		
VEW-06	NA	NA	NA	03/19/1993	Unfiltered											
VEW-06	47.38	2133.62	01/08/94	02/22/1994	Unfiltered											
VEW-08	NA	NA	NA	03/11/1993	Unfiltered											
VEW-10	NA	NA	NA	03/11/1993	Unfiltered											
VEW-10	46.98	2134.06	01/08/94	02/21/1994	Unfiltered											
VEW-11	NA	NA	NA	03/11/1993	Unfiltered											
VEW-11	43.92	2135.54	01/08/94	02/22/1994	Unfiltered											
VRW-01	NA	NA	NA	03/10/1993	Unfiltered											
VRW-02	NA	NA	NA	03/10/1993	Unfiltered											
VRW-02	51.26	2128.34	01/08/94	02/22/1994	Unfiltered											
VRW-03	NA	NA	NA	03/11/1993	Unfiltered											

Consolidation Data Summary Table - Groundwater
Beaumont Site 1

	Water Level Data					Volatile Organics										
Sample Location	Depth to Water (feet below ground surface)	Groundwater Elevation (feet above mean sea level)	Elevation Date	Sample Date	Filter Status	Styrene -ug/L	Toluene -ug/L	1,1,1,2-Tetrachloroethane -ug/L	1,1,1-Trichloroethane -ug/L	1,1,2-Trichloroethane -ug/L	1,2,3-Trichlorobenzene -ug/L	1,2,4-Trichlorobenzene -ug/L	Trichloroethene -ug/L	1,2,3-Trichloropropane -ug/L	Trichlorofluoromethane -ug/L	1,1,2-Trichloro-1,2,2-Trifluoroethane -ug/L
P-06D	38.89	1995.52	11/04/2009	11/24/2009	Unfiltered	<0.22	<0.22		<0.12	<0.31			2.4	<0.29	<0.16	
P-06D	28.58	2005.83	03/26/10	4/1/2010	Unfiltered	<0.22	<0.22		<0.12	<0.31			1.9	<0.29	<0.16	
P-06D	30.37	2004.04	05/17/2010	06/17/2010	Unfiltered	<0.22	<0.22		<0.12	<0.31			2.5	<0.29	<0.16	
P-06S	31.45	2002.99	05/12/09	07/16/2009	Unfiltered	<0.22	<0.22		<0.12	<0.31			<0.17		<0.16	
P-06S	27.80	2006.64	03/26/10	4/1/2010	Unfiltered	<0.22	<0.22		<0.12	<0.31			<0.17	<0.29	<0.16	
P-06S	29.47	2004.97	05/17/2010	06/17/2010	Unfiltered	<0.22	<0.22		<0.12	<0.31			<0.17	<0.29	<0.16	
P14-PGW1-100				11/19/2008	Unfiltered	<0.10	<0.10		<0.10	<0.10			1.13		<0.10	
P14-PGW1-120				11/19/2008	Unfiltered	<0.10	<0.10		<0.10	<0.10			5.45		<0.10	
TW1	NA	NA	NA	11/06/2007	Unfiltered	<0.2	<0.2		<0.2	<0.2			<0.2			
TW2	NA	NA	NA	11/06/2007	Unfiltered	<0.2	<0.2		<0.2	<0.2			<0.2			
VEW-06	NA	NA	NA	03/19/1993	Unfiltered				34.4				10.4			
VEW-06	47.38	2133.62	01/08/94	02/22/1994	Unfiltered				20.9				70.5			
VEW-08	NA	NA	NA	03/11/1993	Unfiltered				12.1				7.9			
VEW-10	NA	NA	NA	03/11/1993	Unfiltered				5487				222			
VEW-10	46.98	2134.06	01/08/94	02/21/1994	Unfiltered				23.6				87.6			
VEW-11	NA	NA	NA	03/11/1993	Unfiltered				186				338			
VEW-11	43.92	2135.54	01/08/94	02/22/1994	Unfiltered				143				591			
VRW-01	NA	NA	NA	03/10/1993	Unfiltered				3.43				6.45			
VRW-02	NA	NA	NA	03/10/1993	Unfiltered				13.9				46.9			
VRW-02	51.26	2128.34	01/08/94	02/22/1994	Unfiltered				6.49				52.5			
VRW-03	NA	NA	NA	03/11/1993	Unfiltered				55				204			

Consolidation Data Summary Table - Groundwater
Beaumont Site 1

	Water Level Data						Volatile Organics						
Sample Location	Depth to Water (feet below ground surface)	Groundwater Elevation (feet above mean sea level)	Elevation Date	Sample Date	Filter Status	1,2,4-Trimethylbenzene -ug/L	1,3,5-Trimethylbenzene -ug/L	1,1,2,2-Tetrachloroethane -ug/L	Tetrachloroethene (PCE) -ug/L	Vinyl Acetate -ug/L	Vinyl Chloride -ug/L	m,p-Xylenes -ug/L	o-Xylene -ug/L
P-06D	38.89	1995.52	11/04/2009	11/24/2009	Unfiltered			<0.29	<0.17	<0.48	<0.13	<0.36	<0.41
P-06D	28.58	2005.83	03/26/10	4/1/2010	Unfiltered			<0.29	<0.17	<0.48	<0.13	<0.36	<0.41
P-06D	30.37	2004.04	05/17/2010	06/17/2010	Unfiltered			<0.29	<0.17	<0.48	<0.13	<0.36	<0.41
P-06S	31.45	2002.99	05/12/09	07/16/2009	Unfiltered			<0.29	<0.17	<0.48	<0.13	<0.36	<0.41
P-06S	27.80	2006.64	03/26/10	4/1/2010	Unfiltered			<0.29	<0.17	<0.48	<0.13	<0.36	<0.41
P-06S	29.47	2004.97	05/17/2010	06/17/2010	Unfiltered			<0.29	<0.17	<0.48	<0.13	<0.36	<0.41
P14-PGW1-100				11/19/2008	Unfiltered			<0.10	<0.10	<0.10	<0.05	<0.20	<0.10
P14-PGW1-120				11/19/2008	Unfiltered			<0.10	<0.10	<0.10	<0.05	<0.20	<0.10
TW1	NA	NA	NA	11/06/2007	Unfiltered			<0.2	<0.2		<0.2	<0.5	<0.2
TW2	NA	NA	NA	11/06/2007	Unfiltered			<0.2	<0.2		<0.2	<0.5	<0.2
VEW-06	NA	NA	NA	03/19/1993	Unfiltered								
VEW-06	47.38	2133.62	01/08/94	02/22/1994	Unfiltered								
VEW-08	NA	NA	NA	03/11/1993	Unfiltered								
VEW-10	NA	NA	NA	03/11/1993	Unfiltered				<30				
VEW-10	46.98	2134.06	01/08/94	02/21/1994	Unfiltered				1.9				
VEW-11	NA	NA	NA	03/11/1993	Unfiltered				<30				
VEW-11	43.92	2135.54	01/08/94	02/22/1994	Unfiltered				4.96				
VRW-01	NA	NA	NA	03/10/1993	Unfiltered								
VRW-02	NA	NA	NA	03/10/1993	Unfiltered								
VRW-02	51.26	2128.34	01/08/94	02/22/1994	Unfiltered				0.195				
VRW-03	NA	NA	NA	03/11/1993	Unfiltered				61.7				

Consolidation Data Summary Table - Groundwater
Beaumont Site 1

	Water Level Data					Semivolatiles																		
Sample Location	Depth to Water (feet below ground surface)	Groundwater Elevation (feet above mean sea level)	Elevation Date	Sample Date	Filter Status	Acenaphthene -ug/L	Acenaphthylene -ug/L	Aniline -ug/L	Anthracene -ug/L	Azobenzene -ug/L	Butyl benzyl phthalate -ug/L	4-Bromophenyl phenyl ether -ug/L	Benzo(a)anthracene -ug/L	Benzoic acid -ug/L	Benzo(a)pyrene -ug/L	Benzo(b)fluoranthene -ug/L	Benzidine -ug/L	Benzo(g,h,i)perylene -ug/L	Benzo(k)fluoranthene -ug/L	Benzyl alcohol -ug/L	4-Chloro-3-methylphenol -ug/L	bis(2-Chloroethoxy) methane -ug/L	bis(2-Chloroethyl) ether -ug/L	bis(2-Chloroisopropyl) ether -ug/L
MW-32	74.93	2101.683	05/31/06	06/29/06	Unfiltered	<1.4	<1.4	<1.2	<1.5	<1.7	<1.0	<1.2	<1.1	<0.43	<0.88	<1.2	<0.62	<0.71	<1.7	<1.0	<1.2	<1.2	<1.0	<1.5
MW-60B	63.84	2118.928	06/01/06	06/29/06	Unfiltered	<1.4	<1.4	<1.2	<1.5	<1.7	<1.0	<1.2	<1.1	<0.43	<0.88	<1.2	<0.62	<0.71	<1.7	<1.0	<1.2	<1.2	<1.0	<1.5
MW-02	52.95	2117.152	05/31/06	07/03/06	Unfiltered	<1.4	<1.4	<1.2	<1.5	<1.7	<1.0	<1.2	<1.1	<0.43	<0.88	<1.2	<0.62	<0.71	<1.7	<1.0	<1.2	<1.2	<1.0	<1.5
MW-57D	30.35	2115.75	05/31/06	07/10/06	Unfiltered	<1.4	<1.4	<1.2	<1.5	<1.7	<1.0	<1.2	<1.1	<0.43	<0.88	<1.2	<0.62	<0.71	<1.7	<1.0	<1.2	<1.2	<1.0	<1.5
MW-66	26.78	2103.647	05/30/06	07/10/06	Unfiltered	<1.4	<1.4	<1.2	<1.5	<1.7	<1.0	<1.2	<1.1	<0.43	<0.88	<1.2	<0.62	<0.71	<1.7	<1.0	<1.2	<1.2	<1.0	<1.5
MW-57B	30.35	2115.844	05/31/06	07/11/06	Unfiltered	<1.4	<1.4	<1.2	<1.5	<1.7	<1.0	<1.2	<1.1	<0.43	<0.88	<1.2	<0.62	<0.71	<1.7	<1.0	<1.2	<1.2	<1.0	<1.5
MW-59D	63.45	2117.077	06/01/06	07/12/06	Unfiltered	<1.4	<1.4	<1.2	<1.5	<1.7	<1.0	<1.2	<1.1	<0.43	<0.88	<1.2	<0.62	<0.71	<1.7	<1.0	<1.2	<1.2	<1.0	<1.5
MW-60A	65.76	2116.834	06/01/06	07/12/06	Unfiltered	<1.4	<1.4	<1.2	<1.5	<1.7	<1.0	<1.2	<1.1	<0.43	<0.88	<1.2	<0.62	<0.71	<1.7	<1.0	<1.2	<1.2	<1.0	<1.5
MW-61B	64.51	2122.258	06/01/06	07/13/06	Unfiltered	<1.4	<1.4	<1.2	<1.5	<1.7	<1.0	<1.2	<1.1	<0.43	<0.88	<1.2	<0.62	<0.71	<1.7	<1.0	<1.2	<1.2	<1.0	<1.5

Consolidation Data Summary Table - Groundwater
Beaumont Site 1

	Water Level Data					Semivolatiles																	
Sample Location	Depth to Water (feet below ground surface)	Groundwater Elevation (feet above mean sea level)	Elevation Date	Sample Date	Filter Status	Chrysene -ug/L	4-Chloroaniline -ug/L	2-Chlorophenol -ug/L	2-Chloronaphthalene -ug/L	4-Chlorophenyl phenyl ether -ug/L	Dibenz(a,h) anthracene -ug/L	Dibenzofuran -ug/L	3,3'-Dichlorobenzidine -ug/L	1,2-Dichlorobenzene -ug/L	1,3-Dichlorobenzene -ug/L	1,4-Dichlorobenzene -ug/L	2,4-Dichlorophenol -ug/L	Diethyl phthalate -ug/L	7,12-Dimethylbenz[a]anthracene -ug/L	2,4-Dimethylphenol -ug/L	Dimethyl phthalate -ug/L	4,6-Dinitro-2-methylphenol -ug/L	Di-n-butylphthalate -ug/L	Di-n-octylphthalate -ug/L
MW-32	74.93	2101.683	05/31/06	06/29/06	Unfiltered	<1.3	<1.3	<1.0	<1.3	<1.2	<0.82	<1.4	<1.3	<1.1	<1.2	<1.1	<1.1	<1.4	<1.0	<1.2	<1.3	<3.4	<1.5	<1.0
MW-60B	63.84	2118.928	06/01/06	06/29/06	Unfiltered	<1.3	<1.3	<1.0	<1.3	<1.2	<0.82	<1.4	<1.3	<1.1	<1.2	<1.1	<1.1	<1.4	<1.0	<1.2	<1.3	<3.4	<1.5	<1.0
MW-02	52.95	2117.152	05/31/06	07/03/06	Unfiltered	<1.3	<1.3	<1.0	<1.3	<1.2	<0.82	<1.4	<1.3	<1.1	<1.2	<1.1	<1.1	<1.4	<1.0	<1.2	<1.3	<3.4	<1.5	<1.0
MW-57D	30.35	2115.75	05/31/06	07/10/06	Unfiltered	<1.3	<1.3	<1.0	<1.3	<1.2	<0.82	<1.4	<1.3	<1.1	<1.2	<1.1	<1.1	<1.4	<1.0	<1.2	<1.3	<3.4	<1.5	<1.0
MW-66	26.78	2103.647	05/30/06	07/10/06	Unfiltered	<1.3	<1.3	<1.0	<1.3	<1.2	<0.82	<1.4	<1.3	<1.1	<1.2	<1.1	<1.1	<1.4	<1.0	<1.2	<1.3	<3.4	<1.5	<1.0
MW-57B	30.35	2115.844	05/31/06	07/11/06	Unfiltered	<1.3	<1.3	<1.0	<1.3	<1.2	<0.82	<1.4	<1.3	<1.1	<1.2	<1.1	<1.1	<1.4	<1.0	<1.2	<1.3	<3.4	<1.5	<1.0
MW-59D	63.45	2117.077	06/01/06	07/12/06	Unfiltered	<1.3	<1.3	<1.0	<1.3	<1.2	<0.82	<1.4	<1.3	<1.1	<1.2	<1.1	<1.1	<1.4	<1.0	<1.2	<1.3	<3.4	<1.5	<1.0
MW-60A	65.76	2116.834	06/01/06	07/12/06	Unfiltered	<1.3	<1.3	<1.0	<1.3	<1.2	<0.82	<1.4	<1.3	<1.1	<1.2	<1.1	<1.1	<1.4	<1.0	<1.2	<1.3	<3.4	<1.5	<1.0
MW-61B	64.51	2122.258	06/01/06	07/13/06	Unfiltered	<1.3	<1.3	<1.0	<1.3	<1.2	<0.82	<1.4	<1.3	<1.1	<1.2	<1.1	<1.1	<1.4	<1.0	<1.2	<1.3	<3.4	<1.5	<1.0

Consolidation Data Summary Table - Groundwater
Beaumont Site 1

	Water Level Data					Semivolatiles																
Sample Location	Depth to Water (feet below ground surface)	Groundwater Elevation (feet above mean sea level)	Elevation Date	Sample Date	Filter Status	2,4-Dinitrophenol -ug/L	2,4-Dinitrotoluene -ug/L	2,6-Dinitrotoluene -ug/L	bis(2-Ethylhexyl) phthalate -ug/L	Fluorene -ug/L	Fluoranthene -ug/L	Hexachlorobutadiene -ug/L	Hexachlorocyclopentadiene -ug/L	Hexachlorobenzene -ug/L	Hexachloroethane -ug/L	Indeno(1,2,3-c,d)pyrene -ug/L	Isophorone -ug/L	2-Methylphenol (o-Cresol) -ug/L	3/4-Methylphenol (m/p-Cresol) -ug/L	1-Methylnaphthalene -ug/L	2-Methylnaphthalene -ug/L	Naphthalene -ug/L	N-Nitrosodimethylamine -ug/L
MW-32	74.93	2101.683	05/31/06	06/29/06	Unfiltered	<2.6	<1.0	<1.1	<1.0	<1.4	<1.5	<1.2	<0.44	<1.2	<0.98	<0.83	<1.2	<1.1	<1.0	<1.4	<1.2	<1.4	<1.1
MW-60B	63.84	2118.928	06/01/06	06/29/06	Unfiltered	<2.6	<1.0	<1.1	<1.0	<1.4	<1.5	<1.2	<0.44	<1.2	<0.98	<0.83	<1.2	<1.1	<1.0	<1.4	<1.2	<1.4	<1.1
MW-02	52.95	2117.152	05/31/06	07/03/06	Unfiltered	<2.6	<1.0	<1.1	<1.0	<1.4	<1.5	<1.2	<0.44	<1.2	<0.98	<0.83	<1.2	<1.1	<1.0	<1.4	<1.2	<1.4	<1.1
MW-57D	30.35	2115.75	05/31/06	07/10/06	Unfiltered	<2.6	<1.0	<1.1	<1.0	<1.4	<1.5	<1.2	<0.44	<1.2	<0.98	<0.83	<1.2	<1.1	<1.0	<1.4	<1.2	<1.4	<1.1
MW-66	26.78	2103.647	05/30/06	07/10/06	Unfiltered	<2.6	<1.0	<1.1	<1.0	<1.4	<1.5	<1.2	<0.44	<1.2	<0.98	<0.83	<1.2	<1.1	<1.0	<1.4	<1.2	<1.4	<1.1
MW-57B	30.35	2115.844	05/31/06	07/11/06	Unfiltered	<2.6	<1.0 UJf	<1.1	<1.0	<1.4	<1.5	<1.2	<0.44	<1.2	<0.98	<0.83	<1.2	<1.1	<1.0	<1.4	<1.2	<1.4	<1.1
MW-59D	63.45	2117.077	06/01/06	07/12/06	Unfiltered	<2.6	<1.0	<1.1	<1.0	<1.4	<1.5	<1.2	<0.44	<1.2	<0.98	<0.83	<1.2	<1.1	<1.0	<1.4	<1.2	<1.4	<1.1
MW-60A	65.76	2116.834	06/01/06	07/12/06	Unfiltered	<2.6	<1.0	<1.1	<1.0	<1.4	<1.5	<1.2	<0.44	<1.2	<0.98	<0.83	<1.2	<1.1	<1.0	<1.4	<1.2	<1.4	<1.1
MW-61B	64.51	2122.258	06/01/06	07/13/06	Unfiltered	<2.6	<1.0	<1.1	<1.0	<1.4	<1.5	<1.2	<0.44	<1.2	<0.98	<0.83	<1.2	<1.1	<1.0	<1.4	<1.2	<1.4	<1.1

Consolidation Data Summary Table - Groundwater
Beaumont Site 1

	Water Level Data					Semivolatiles															
Sample Location	Depth to Water (feet below ground surface)	Groundwater Elevation (feet above mean sea level)	Elevation Date	Sample Date	Filter Status	N-Nitrosodiphenylamine -ug/L	N-Nitrosodi-n-propylamine -ug/L	2-Nitroaniline -ug/L	3-Nitroaniline -ug/L	4-Nitroaniline -ug/L	Nitrobenzene -ug/L	2-Nitrophenol -ug/L	4-Nitrophenol -ug/L	Pentachlorophenol -ug/L	Phenanthrene -ug/L	Phenol -ug/L	Pyrene -ug/L	Pyridine -ug/L	1,2,4-Trichlorobenzene -ug/L	2,4,5-Trichlorophenol -ug/L	2,4,6-Trichlorophenol -ug/L
MW-32	74.93	2101.683	05/31/06	06/29/06	Unfiltered	<1.4	<1.3	<1.0	<1.2	<2.4	<1.3	<1.2	<0.86	<0.75	<1.5	<1.2	<1.4	<1.4	<1.3	<0.97	<1.2
MW-60B	63.84	2118.928	06/01/06	06/29/06	Unfiltered	<1.4	<1.3	<1.0	<1.2	<2.4	<1.3	<1.2	<0.86	<0.75	<1.5	<1.2	<1.4	<1.4	<1.3	<0.97	<1.2
MW-02	52.95	2117.152	05/31/06	07/03/06	Unfiltered	<1.4	<1.3	<1.0	<1.2	<2.4	<1.3	<1.2	<0.86	<0.75	<1.5	<1.2	<1.4	<1.4	<1.3	<0.97	<1.2
MW-57D	30.35	2115.75	05/31/06	07/10/06	Unfiltered	<1.4	<1.3	<1.0	<1.2	<2.4	<1.3	<1.2	<0.86	<0.75	<1.5	<1.2	<1.4	<1.4	<1.3	<0.97	<1.2
MW-66	26.78	2103.647	05/30/06	07/10/06	Unfiltered	<1.4	<1.3	<1.0	<1.2	<2.4	<1.3	<1.2	<0.86	<0.75	<1.5	<1.2	<1.4	<1.4	<1.3	<0.97	<1.2
MW-57B	30.35	2115.844	05/31/06	07/11/06	Unfiltered	<1.4	<1.3	<1.0	<1.2	<2.4	<1.3	<1.2	<0.86 UJf	<0.75 UJf	<1.5	<1.2	<1.4 UJcf	<1.4	<1.3	<0.97	<1.2
MW-59D	63.45	2117.077	06/01/06	07/12/06	Unfiltered	<1.4	<1.3	<1.0	<1.2	<2.4	<1.3	<1.2	<0.86	<0.75	<1.5	<1.2	<1.4	<1.4	<1.3	<0.97	<1.2
MW-60A	65.76	2116.834	06/01/06	07/12/06	Unfiltered	<1.4	<1.3	<1.0	<1.2	<2.4	<1.3	<1.2	<0.86	<0.75	<1.5	<1.2	<1.4	<1.4	<1.3	<0.97	<1.2
MW-61B	64.51	2122.258	06/01/06	07/13/06	Unfiltered	<1.4	<1.3	<1.0	<1.2	<2.4	<1.3	<1.2	<0.86	<0.75	<1.5	<1.2	<1.4	<1.4	<1.3	<0.97	<1.2

Consolidation Data Summary Table - Groundwater
Beaumont Site 1

	Water Level Data					Explosives								
Sample Location	Depth to Water (feet below ground surface)	Groundwater Elevation (feet above mean sea level)	Elevation Date	Sample Date	Filter Status	2-Amino-4,6-dinitrotoluene -ug/L	4-Amino-2,6-dinitrotoluene -ug/L	1,3-Dinitrobenzene -ug/L	2,4-Dinitrotoluene -ug/L	2,6-Dinitrotoluene -ug/L	HMX -ug/L	2/4-Nitrotoluene -ug/L	3-Nitrotoluene -ug/L	Nitrobenzene -ug/L
EW-13	81.81	2100.05	06/17/04	07/19/04	Unfiltered	<0.09	<0.08	<0.19	<0.07	<0.17	<0.20	<0.40	<0.18	<0.22
IW-04	42.21	2092.88	06/17/04	06/30/04	Unfiltered	<0.09	<0.08 Rd	<0.19 Rd	<0.07 Rd	<0.17	<0.20 Rd	<0.40	<0.18	<0.22 Rd
MW-01	79.87	2097.11	06/17/04	07/14/04	Unfiltered	<0.09	<0.08	<0.19	<0.07	<0.17	<0.20	<0.40	<0.18	<0.22
MW-02	72.73	2097.37	06/17/04	07/09/04	Unfiltered	<0.09	<0.08	<0.19	<0.07	<0.17	<0.20	<0.40	<0.18	<0.22
MW-02	52.95	2117.152	05/31/06	07/03/06	Unfiltered									
MW-03	131.41	2037.95	06/17/04	07/15/04	Unfiltered	<0.09	<0.08	<0.19	<0.07	<0.17	<0.20	<0.40	<0.18	<0.22
MW-05	26.25	2095.15	06/17/04	07/02/04	Unfiltered	<0.09	<0.08	<0.19 Rd	<0.07	<0.17	<0.20	<0.40	<0.18	<0.22 Rd
MW-06	29.22	2092.54	06/17/04	07/02/04	Unfiltered	<0.09	<0.08	<0.19 Rd	<0.07	<0.17	<0.20	<0.40	<0.18	<0.22 Rd
MW-07	79.27	2097.25	06/17/04	07/15/04	Unfiltered	<0.09	<0.08	<0.19	<0.07	<0.17	<0.20	<0.40	<0.18	<0.22
MW-08	17.78	2072.75	06/18/04	06/29/04	Unfiltered	<0.09	<0.08 Rd	<0.19 Rd	<0.07 Rd	<0.17	<0.20 Rd	<0.40	<0.18	<0.22 Rd
MW-09	6.28	2082.88	06/18/04	06/29/04	Unfiltered	<0.09	<0.08 Rd	<0.19 Rd	<0.07 Rd	<0.17	<0.20 Rd	<0.40	<0.18	<0.22 Rd
MW-11	45.81	2076.80	06/18/04	06/30/04	Unfiltered	<0.09	<0.08 Rd	<0.19 Rd	<0.07 Rd	<0.17	<0.20 Rd	<0.40	<0.18	<0.22 Rd
MW-12	22.04	2076.45	06/18/04	06/28/04	Unfiltered	<0.09	<0.08	<0.19	<0.07	<0.17	<0.20	<0.40	<0.18	<0.22
MW-13	17.19	2040.70	06/18/04	06/25/04	Unfiltered	<0.09	<0.08	<0.19	<0.07	<0.17	<0.20	<0.40	<0.18	<0.22
MW-14	35.88	1993.79	06/18/04	06/29/04	Unfiltered	<0.09	<0.08 Rd	<0.19 Rcd	<0.07 Rd	<0.17	<0.20 Rd	<0.40	<0.18	<0.22 Rd
MW-15	29.82	1979.94	06/18/04	06/28/04	Unfiltered	<0.09	<0.08	<0.19	<0.07	<0.17	<0.20	<0.40	<0.18	<0.22
MW-15	24.01	1985.753	05/30/06	06/06/06	Unfiltered									
MW-16	2.62	1809.02	06/18/04	06/24/04	Unfiltered	<0.09	<0.08	<0.19	<0.07	<0.17	<0.20	<0.40	<0.18	<0.22
MW-17	44.12	2096.28	06/17/04	07/01/04	Unfiltered	<0.09	<0.08	<0.19 Rd	<0.07	<0.17	<0.20	<0.40	<0.18	<0.22 Rd
MW-18	29.51	1979.18	06/18/04	06/28/04	Unfiltered	<0.09	<0.08	<0.19	<0.07	<0.17	<0.20	<0.40	<0.18	<0.22
MW-18	25.03	1983.663	05/30/06	06/06/06	Unfiltered									
MW-19	25.31	2093.18	06/17/04	07/01/04	Unfiltered	<0.09	<0.08	<0.19 Rd	<0.07	<0.17	<0.20	<0.40	<0.18	<0.22 Rd
MW-20	64.88	2097.15	06/17/04	07/08/04	Unfiltered	<0.09	<0.08	<0.19	<0.07	<0.17	<0.20	<0.40	<0.18	<0.22
MW-22	72.45	2098.28	06/17/04	07/09/04	Unfiltered	<0.09	<0.08	<0.19	<0.07	<0.17	<0.20	<0.40	<0.18	<0.22
MW-26	85.05	2098.76	06/17/04	07/19/04	Unfiltered	<0.09	<0.08	<0.19	<0.07	<0.17	<0.20	<0.40	<0.18	<0.22
MW-27	83.53	2099.20	06/17/04	07/09/04	Unfiltered	<0.09	<0.08	<0.19	<0.07	<0.17	<0.20	<0.40	<0.18	<0.22
MW-28	63.71	2097.13	06/17/04	07/08/04	Unfiltered	<0.09	<0.08	<0.19	<0.07	<0.17	<0.20	<0.40	<0.18	<0.22
MW-30	63.47	2098.00	06/17/04	07/09/04	Unfiltered	<0.09	<0.08	<0.19	<0.07	<0.17	<0.20	<0.40	<0.18	<0.22
MW-31	99.52	2087.00	06/17/04	07/16/04	Unfiltered	<0.09	<0.08	<0.19	<0.07	<0.17	<0.20	<0.40	<0.18	<0.22

Consolidation Data Summary Table - Groundwater
Beaumont Site 1

	Water Level Data					Explosives			
Sample Location	Depth to Water (feet below ground surface)	Groundwater Elevation (feet above mean sea level)	Elevation Date	Sample Date	Filter Status	RDX -ug/L	Tetryl -ug/L	1,3,5-Trinitrobenzene (TNB) -ug/L	2,4,6-Trinitrotoluene (TNT) -ug/L
EW-13	81.81	2100.05	06/17/04	07/19/04	Unfiltered	<0.15	<0.12	<0.11	<0.14
IW-04	42.21	2092.88	06/17/04	06/30/04	Unfiltered	<0.15	<0.12	<0.11 Rd	<0.14 Rd
MW-01	79.87	2097.11	06/17/04	07/14/04	Unfiltered	<0.15	<0.12	<0.11	<0.14
MW-02	72.73	2097.37	06/17/04	07/09/04	Unfiltered	<0.15	<0.12	<0.11	<0.14
MW-02	52.95	2117.152	05/31/06	07/03/06	Unfiltered	<1.3			
MW-03	131.41	2037.95	06/17/04	07/15/04	Unfiltered	<0.15	<0.12	<0.11	<0.14
MW-05	26.25	2095.15	06/17/04	07/02/04	Unfiltered	<0.15	<0.12	<0.11 Rd	<0.14
MW-06	29.22	2092.54	06/17/04	07/02/04	Unfiltered	<0.15	<0.12	<0.11 Rd	<0.14
MW-07	79.27	2097.25	06/17/04	07/15/04	Unfiltered	<0.15	<0.12	<0.11	<0.14
MW-08	17.78	2072.75	06/18/04	06/29/04	Unfiltered	<0.15	<0.12	<0.11 Rd	<0.14 Rd
MW-09	6.28	2082.88	06/18/04	06/29/04	Unfiltered	<0.15	<0.12	<0.11 Rd	<0.14 Rd
MW-11	45.81	2076.80	06/18/04	06/30/04	Unfiltered	<0.15	<0.12	<0.11 Rd	<0.14 Rd
MW-12	22.04	2076.45	06/18/04	06/28/04	Unfiltered	<0.15	<0.12	<0.11	<0.14
MW-13	17.19	2040.70	06/18/04	06/25/04	Unfiltered	<0.15	<0.12	<0.11	<0.14
MW-14	35.88	1993.79	06/18/04	06/29/04	Unfiltered	<0.15	<0.12	<0.11 Rd	<0.14 Rd
MW-15	29.82	1979.94	06/18/04	06/28/04	Unfiltered	<0.15	<0.12	<0.11	<0.14
MW-15	24.01	1985.753	05/30/06	06/06/06	Unfiltered	<1.3			
MW-16	2.62	1809.02	06/18/04	06/24/04	Unfiltered	<0.15	<0.12	<0.11	<0.14
MW-17	44.12	2096.28	06/17/04	07/01/04	Unfiltered	<0.15	<0.12	<0.11 Rd	<0.14
MW-18	29.51	1979.18	06/18/04	06/28/04	Unfiltered	<0.15	<0.12	<0.11	<0.14
MW-18	25.03	1983.663	05/30/06	06/06/06	Unfiltered	<1.3			
MW-19	25.31	2093.18	06/17/04	07/01/04	Unfiltered	<0.15	<0.12	<0.11 Rd	<0.14
MW-20	64.88	2097.15	06/17/04	07/08/04	Unfiltered	<0.15	<0.12	<0.11	<0.14
MW-22	72.45	2098.28	06/17/04	07/09/04	Unfiltered	<0.15	<0.12	<0.11	<0.14
MW-26	85.05	2098.76	06/17/04	07/19/04	Unfiltered	<0.15	<0.12	<0.11	<0.14
MW-27	83.53	2099.20	06/17/04	07/09/04	Unfiltered	<0.15	<0.12	<0.11	<0.14
MW-28	63.71	2097.13	06/17/04	07/08/04	Unfiltered	<0.15	<0.12	<0.11	<0.14
MW-30	63.47	2098.00	06/17/04	07/09/04	Unfiltered	<0.15	<0.12	<0.11	<0.14
MW-31	99.52	2087.00	06/17/04	07/16/04	Unfiltered	<0.15	<0.12	<0.11	<0.14

Consolidation Data Summary Table - Groundwater
Beaumont Site 1

	Water Level Data					Explosives								
Sample Location	Depth to Water (feet below ground surface)	Groundwater Elevation (feet above mean sea level)	Elevation Date	Sample Date	Filter Status	2-Amino-4,6-dinitrotoluene -ug/L	4-Amino-2,6-dinitrotoluene -ug/L	1,3-Dinitrobenzene -ug/L	2,4-Dinitrotoluene -ug/L	2,6-Dinitrotoluene -ug/L	HMX -ug/L	2/4-Nitrotoluene -ug/L	3-Nitrotoluene -ug/L	Nitrobenzene -ug/L
MW-32	92.88	2083.73	06/17/04	07/14/04	Unfiltered	<0.09	<0.08	<0.19	<0.07	<0.17	<0.20	<0.40	<0.18	<0.22
MW-32	74.93	2101.683	05/31/06	06/29/06	Unfiltered									
MW-34	54.71	2099.09	06/17/04	07/02/04	Unfiltered	<0.09	<0.08	<0.19 Rd	<0.07	<0.17	<0.20	<0.40	<0.18	<0.22 Rd
MW-35	73.91	2097.07	06/17/04	07/14/04	Unfiltered	<0.09	<0.08	<0.19	<0.07	<0.17	<0.20	<0.40	<0.18	<0.22
MW-36	87.85	2117.33	06/17/04	07/02/04	Unfiltered	<0.09	<0.08	<0.19 Rd	<0.07	<0.17	<0.20	<0.40	<0.18	<0.22 Rd
MW-37	38.08	2002.89	06/18/04	06/29/04	Unfiltered	<0.09	<0.08 Rd	<0.19 Rd	<0.07 Rd	<0.17	<0.20 Rd	<0.40	<0.18	<0.22 Rd
MW-40	43.82	2082.57	06/18/04	06/30/04	Unfiltered	<0.09	<0.08 Rd	<0.19 Rd	<0.07 Rd	<0.17	<0.20 Rd	<0.40	<0.18	<0.22 Rd
MW-42	12.20	2080.35	06/17/04	07/01/04	Unfiltered	<0.09	<0.08	<0.19 Rd	<0.07	<0.17	<0.20	<0.40	<0.18	<0.22 Rd
MW-43	7.38	2061.20	06/18/04	06/25/04	Unfiltered	<0.09	<0.08	<0.19	<0.07	<0.17	<0.20	<0.40	<0.18	<0.22
MW-43	3.68	2064.897	05/31/06	06/06/06	Unfiltered									
MW-45	0.00	2071.63	06/18/04	06/25/04	Unfiltered	<0.09	<0.08	<0.19	<0.07	<0.17	<0.20	<0.40	<0.18	<0.22
MW-45	0	2071.625	05/31/06	06/06/06	Unfiltered									
MW-46	52.79	2019.38	06/18/04	07/15/04	Unfiltered	<0.09	<0.08	<0.19	<0.07	<0.17	<0.20	<0.40	<0.18	<0.22
MW-47	0.00	2077.68	06/18/04	06/25/04	Unfiltered	<0.09	<0.08	<0.19	<0.07	<0.17	<0.20	<0.40	<0.18	<0.22
MW-48	11.51	2064.99	06/18/04	06/25/04	Unfiltered	<0.09	<0.08	<0.19	<0.07	<0.17	<0.20	<0.40	<0.18	<0.22
MW-49	34.83	2096.09	06/17/04	07/01/04	Unfiltered	<0.09	<0.08	<0.19 Rd	<0.07	<0.17	<0.20	<0.40	<0.18	<0.22 Rd
MW-53	56.41	2096.88	06/17/04	07/01/04	Unfiltered	<0.09	<0.08	<0.19 Rd	<0.07	<0.17	<0.20	<0.40	<0.18	<0.22 Rd
MW-54	56.31	2097.13	06/17/04	07/08/04	Unfiltered	<0.09	<0.08	<0.19	<0.07	<0.17	<0.20	<0.40	<0.18	<0.22
MW-55	69.32	2097.34	06/17/04	07/09/04	Unfiltered	<0.09	<0.08	<0.19	<0.07	<0.17	<0.20	<0.40	<0.18	<0.22
MW-56A	57.85	2085.24	06/17/04	07/06/04	Unfiltered	<0.09	<0.08	<0.19	<0.07	<0.17	<0.20	<0.40	<0.18	<0.22
MW-56B	45.78	2096.80	06/17/04	07/07/04	Unfiltered	<0.09	<0.08	<0.19	<0.07	<0.17	<0.20	<0.40	<0.18	<0.22
MW-56C	45.95	2096.82	06/17/04	07/08/04	Unfiltered	<0.09	<0.08	<0.19	<0.07	<0.17	<0.20	<0.40	<0.18	<0.22
MW-56D	45.72	2096.76	06/17/04	07/08/04	Unfiltered	<0.09	<0.08	<0.19	<0.07	<0.17	<0.20	<0.40	<0.18	<0.22
MW-57A	49.08	2096.90	06/17/04	07/07/04	Unfiltered	<0.09	<0.08	<0.19	<0.07	<0.17	<0.20	<0.40	<0.18	<0.22
MW-57B	49.22	2096.97	06/17/04	07/07/04	Unfiltered	<0.09	<0.08	<0.19	<0.07	<0.17	<0.20	<0.40	<0.18	<0.22
MW-57B	30.35	2115.844	05/31/06	07/11/06	Unfiltered									
MW-57C	49.04	2096.98	06/17/04	07/07/04	Unfiltered	<0.09	<0.08	<0.19	<0.07	<0.17	<0.20	<0.40	<0.18	<0.22
MW-57D	49.17	2096.93	06/17/04	07/07/04	Unfiltered	<0.09	<0.08	<0.19	<0.07	<0.17	<0.20	<0.40	<0.18	<0.22
MW-57D	30.35	2115.75	05/31/06	07/10/06	Unfiltered									

Consolidation Data Summary Table - Groundwater
Beaumont Site 1

	Water Level Data					Explosives			
Sample Location	Depth to Water (feet below ground surface)	Groundwater Elevation (feet above mean sea level)	Elevation Date	Sample Date	Filter Status	RDX -ug/L	Tetryl -ug/L	1,3,5-Trinitrobenzene (TNB) -ug/L	2,4,6-Trinitrotoluene (TNT) -ug/L
MW-32	92.88	2083.73	06/17/04	07/14/04	Unfiltered	<0.15	<0.12	<0.11	<0.14
MW-32	74.93	2101.683	05/31/06	06/29/06	Unfiltered	<1.3			
MW-34	54.71	2099.09	06/17/04	07/02/04	Unfiltered	<0.15	<0.12	<0.11 Rd	<0.14
MW-35	73.91	2097.07	06/17/04	07/14/04	Unfiltered	<0.15	<0.12	<0.11	<0.14
MW-36	87.85	2117.33	06/17/04	07/02/04	Unfiltered	<0.15	<0.12	<0.11 Rd	<0.14
MW-37	38.08	2002.89	06/18/04	06/29/04	Unfiltered	<0.15	<0.12	<0.11 Rd	<0.14 Rd
MW-40	43.82	2082.57	06/18/04	06/30/04	Unfiltered	<0.15	<0.12	<0.11 Rd	<0.14 Rd
MW-42	12.20	2080.35	06/17/04	07/01/04	Unfiltered	<0.15	<0.12	<0.11 Rd	<0.14
MW-43	7.38	2061.20	06/18/04	06/25/04	Unfiltered	<0.15	<0.12	<0.11	<0.14
MW-43	3.68	2064.897	05/31/06	06/06/06	Unfiltered	<1.3			
MW-45	0.00	2071.63	06/18/04	06/25/04	Unfiltered	<0.15	<0.12	<0.11	<0.14
MW-45	0	2071.625	05/31/06	06/06/06	Unfiltered	<1.3			
MW-46	52.79	2019.38	06/18/04	07/15/04	Unfiltered	<0.15	<0.12	<0.11	<0.14
MW-47	0.00	2077.68	06/18/04	06/25/04	Unfiltered	<0.15	<0.12	<0.11	<0.14
MW-48	11.51	2064.99	06/18/04	06/25/04	Unfiltered	<0.15	<0.12	<0.11	<0.14
MW-49	34.83	2096.09	06/17/04	07/01/04	Unfiltered	<0.15	<0.12	<0.11 Rd	<0.14
MW-53	56.41	2096.88	06/17/04	07/01/04	Unfiltered	<0.15	<0.12	<0.11 Rd	<0.14
MW-54	56.31	2097.13	06/17/04	07/08/04	Unfiltered	<0.15	<0.12	<0.11	<0.14
MW-55	69.32	2097.34	06/17/04	07/09/04	Unfiltered	<0.15	<0.12	<0.11	<0.14
MW-56A	57.85	2085.24	06/17/04	07/06/04	Unfiltered	<0.15	<0.12	<0.11	<0.14
MW-56B	45.78	2096.80	06/17/04	07/07/04	Unfiltered	<0.15	<0.12	<0.11	<0.14
MW-56C	45.95	2096.82	06/17/04	07/08/04	Unfiltered	<0.15	<0.12	<0.11	<0.14
MW-56D	45.72	2096.76	06/17/04	07/08/04	Unfiltered	<0.15	<0.12	<0.11	<0.14
MW-57A	49.08	2096.90	06/17/04	07/07/04	Unfiltered	<0.15	<0.12	<0.11	<0.14
MW-57B	49.22	2096.97	06/17/04	07/07/04	Unfiltered	<0.15	<0.12	<0.11	<0.14
MW-57B	30.35	2115.844	05/31/06	07/11/06	Unfiltered	<1.3			
MW-57C	49.04	2096.98	06/17/04	07/07/04	Unfiltered	<0.15	<0.12	<0.11	<0.14
MW-57D	49.17	2096.93	06/17/04	07/07/04	Unfiltered	<0.15	<0.12	<0.11	<0.14
MW-57D	30.35	2115.75	05/31/06	07/10/06	Unfiltered	<1.3			

Consolidation Data Summary Table - Groundwater
Beaumont Site 1

Sample Location	Water Level Data					Explosives								
	Depth to Water (feet below ground surface)	Groundwater Elevation (feet above mean sea level)	Elevation Date	Sample Date	Filter Status	2-Amino-4,6-dinitrotoluene -ug/L	4-Amino-2,6-dinitrotoluene -ug/L	1,3-Dinitrobenzene -ug/L	2,4-Dinitrotoluene -ug/L	2,6-Dinitrotoluene -ug/L	HMX -ug/L	2/4-Nitrotoluene -ug/L	3-Nitrotoluene -ug/L	Nitrobenzene -ug/L
MW-58A	44.24	2096.49	06/17/04	07/06/04	Unfiltered	<0.09	<0.08	<0.19	<0.07	<0.17	<0.20	<0.40	<0.18	<0.22
MW-58B	44.10	2096.68	06/17/04	07/06/04	Unfiltered	<0.09	<0.08	<0.19	<0.07	<0.17	<0.20	<0.40	<0.18	<0.22
MW-58C	44.45	2096.57	06/17/04	07/06/04	Unfiltered	<0.09 UJc	<0.08 UJc	<0.19 UJc	<0.07 UJc	<0.17 UJc	<0.20 UJc	<0.40	<0.18	<0.22 UJc
MW-58D	44.42	2096.52	06/17/04	07/06/04	Unfiltered	<0.09	<0.08	<0.19	<0.07	<0.17	<0.20	<0.40	<0.18	<0.22
MW-59C	82.93	2097.00	06/17/04	07/14/04	Unfiltered	<0.09	<0.08	<0.19	<0.07	<0.17	<0.20	<0.40	<0.18	<0.22
MW-59D	82.80	2097.73	06/17/04	07/14/04	Unfiltered	<0.09	<0.08	<0.19	<0.07	<0.17	<0.20	<0.40	<0.18	<0.22
MW-59D	63.45	2117.077	06/01/06	07/12/06	Unfiltered									
MW-60A	85.28	2097.31	06/17/04	07/16/04	Unfiltered	<0.09	<0.08	<0.19	<0.07	<0.17	<0.20	<0.40	<0.18	<0.22
MW-60A	65.76	2116.834	06/01/06	07/12/06	Unfiltered									
MW-60B	83.75	2099.02	06/17/04	07/16/04	Unfiltered	<0.09	<0.08	<0.19	<0.07	<0.17	<0.20	<0.40	<0.18	<0.22
MW-60B	63.84	2118.928	06/01/06	06/29/06	Unfiltered									
MW-61B	85.83	2100.94	06/17/04	07/15/04	Unfiltered	<0.09	<0.08	<0.19	<0.07	<0.17	<0.20	<0.40	<0.18	<0.22
MW-61B	64.51	2122.258	06/01/06	07/13/06	Unfiltered									
MW-61C	90.88	2095.96	06/17/04	07/15/04	Unfiltered	<0.09	<0.08	<0.19	<0.07	<0.17	<0.20	<0.40	<0.18	<0.22
MW-62A	34.68	2096.64	06/17/04	07/02/04	Unfiltered	<0.09	<0.08	<0.19 Rd	<0.07	<0.17	<0.20	<0.40	<0.18	<0.22 Rd
MW-66	36.91	2093.52	06/17/04	06/30/04	Unfiltered	<0.09	<0.08 Rd	<0.19 Rd	<0.07 Rd	<0.17	<0.20 Rd	<0.40	<0.18	<0.22 Rd
MW-66	26.78	2103.647	05/30/06	07/10/06	Unfiltered									
MW-67	5.39	1794.15	06/17/04	06/24/04	Unfiltered	<0.09	<0.08	<0.19	<0.07	<0.17	<0.20	<0.40	<0.18	<0.22
MW-67	5.59	1793.95	05/30/06	06/06/06	Unfiltered									
OW-02	4.87	2074.10	06/18/04	06/25/04	Unfiltered	<0.09	<0.08	<0.19	<0.07	<0.17	<0.20	<0.40	<0.18	<0.22
OW-08	51.68	1984.65	06/18/04	06/28/04	Unfiltered	<0.09	<0.08	<0.19	<0.07	<0.17	<0.20	<0.40	<0.18	<0.22
P-02	19.74	2061.41	06/18/04	06/25/04	Unfiltered	<0.09	<0.08	<0.19	<0.07	<0.17	<0.20	<0.40	<0.18	<0.22
P-03	48.40	2091.85	06/17/04	06/30/04	Unfiltered	<0.09	<0.08 Rd	<0.19 Rd	<0.07 Rd	<0.17	<0.20 Rd	<0.40	<0.18	<0.22 Rd
P-04	26.41	2086.22	06/18/04	06/28/04	Unfiltered	<0.09	<0.08	<0.19	<0.07	<0.17	<0.20	<0.40	<0.18	<0.22
P-05	65.47	2096.73	06/17/04	07/02/04	Unfiltered	<0.09	<0.08	<0.19 Rd	<0.07	<0.17	<0.20	<0.40	<0.18	<0.22 Rd
P-05	46.51	2115.685	05/30/06	06/21/06	Unfiltered									

Consolidation Data Summary Table - Groundwater
Beaumont Site 1

	Water Level Data					Explosives			
Sample Location	Depth to Water (feet below ground surface)	Groundwater Elevation (feet above mean sea level)	Elevation Date	Sample Date	Filter Status	RDX -ug/L	Tetryl -ug/L	1,3,5-Trinitrobenzene (TNB) -ug/L	2,4,6-Trinitrotoluene (TNT) -ug/L
MW-58A	44.24	2096.49	06/17/04	07/06/04	Unfiltered	<0.15	<0.12	<0.11	<0.14
MW-58B	44.10	2096.68	06/17/04	07/06/04	Unfiltered	<0.15	<0.12	<0.11	<0.14
MW-58C	44.45	2096.57	06/17/04	07/06/04	Unfiltered	<0.15 UJc	<0.12	<0.11 UJcf	<0.14 UJc
MW-58D	44.42	2096.52	06/17/04	07/06/04	Unfiltered	<0.15	<0.12	<0.11	<0.14
MW-59C	82.93	2097.00	06/17/04	07/14/04	Unfiltered	<0.15	<0.12	<0.11	<0.14
MW-59D	82.80	2097.73	06/17/04	07/14/04	Unfiltered	<0.15	<0.12	<0.11	<0.14
MW-59D	63.45	2117.077	06/01/06	07/12/06	Unfiltered	<1.3			
MW-60A	85.28	2097.31	06/17/04	07/16/04	Unfiltered	<0.15	<0.12	<0.11	<0.14
MW-60A	65.76	2116.834	06/01/06	07/12/06	Unfiltered	<1.3			
MW-60B	83.75	2099.02	06/17/04	07/16/04	Unfiltered	<0.15	<0.12	<0.11	<0.14
MW-60B	63.84	2118.928	06/01/06	06/29/06	Unfiltered	<1.3			
MW-61B	85.83	2100.94	06/17/04	07/15/04	Unfiltered	<0.15	<0.12	<0.11	<0.14
MW-61B	64.51	2122.258	06/01/06	07/13/06	Unfiltered	<1.3			
MW-61C	90.88	2095.96	06/17/04	07/15/04	Unfiltered	<0.15	<0.12	<0.11	<0.14
MW-62A	34.68	2096.64	06/17/04	07/02/04	Unfiltered	<0.15	<0.12	<0.11 Rd	<0.14
MW-66	36.91	2093.52	06/17/04	06/30/04	Unfiltered	<0.15	<0.12	<0.11 Rd	<0.14 Rd
MW-66	26.78	2103.647	05/30/06	07/10/06	Unfiltered	<1.3			
MW-67	5.39	1794.15	06/17/04	06/24/04	Unfiltered	<0.15	<0.12	<0.11	<0.14
MW-67	5.59	1793.95	05/30/06	06/06/06	Unfiltered	<1.3			
OW-02	4.87	2074.10	06/18/04	06/25/04	Unfiltered	<0.15	<0.12	<0.11	<0.14
OW-08	51.68	1984.65	06/18/04	06/28/04	Unfiltered	<0.15	<0.12	<0.11	<0.14
P-02	19.74	2061.41	06/18/04	06/25/04	Unfiltered	<0.15	<0.12	<0.11	<0.14
P-03	48.40	2091.85	06/17/04	06/30/04	Unfiltered	<0.15	<0.12	<0.11 Rd	<0.14 Rd
P-04	26.41	2086.22	06/18/04	06/28/04	Unfiltered	<0.15	<0.12	<0.11	<0.14
P-05	65.47	2096.73	06/17/04	07/02/04	Unfiltered	<0.15	<0.12	<0.11 Rd	<0.14
P-05	46.51	2115.685	05/30/06	06/21/06	Unfiltered	<1.3			

Consolidation Data Summary Table - Surface Water
Beaumont Site 1

				Attenuation Parameters					Metals							
Sample Name	Sample Location	Sample Date	Filter Status	Electrical Conductance - mS/cm	pH	Dissolved Oxygen - mg/L	Oxidation Reduction Potential - mV	Perchlorate -ug/L	Arsenic -mg/L	Antimony -mg/L	Barium -mg/L	Beryllium -mg/L	Cadmium -mg/L	Cobalt -mg/L	Chromium -mg/L	Chromium, Hexavalent -ug/L
SW-01	SW-01	03/31/2005	Unfiltered	0.098	7.53	7.89	101.0	<0.46	<0.00308	<0.00209	0.0374	<0.000176	<0.000350	<0.000696	<0.000350	<0.0050
SW-01	SW-01	03/31/2005	Unfiltered	0.098	7.53	7.89	101.0	<0.46	<0.00308	<0.00209	0.0374	<0.000176	<0.000350	<0.000696	<0.000350	<0.0050
SW-01	SW-01	06/27/2005	Unfiltered	0.185	6.91	1.46	121.2	<0.59	0.0300	<0.00209	0.0625	<0.000176	<0.000350	<0.000696	<0.000350	0.37
SW-01	SW-01	10/18/2007	Unfiltered					70.6	0.0136	<0.04	0.168	<0.001	<0.002	<0.005	<0.005	
SW-01	SW-01	11/09/2007	Unfiltered	0.241	6.41	2.00	-241.5	<10								
SW-01	SW-01	11/09/2007	Filtered	0.241	6.41	2.00	-241.5		0.0103	<0.040	0.099	<0.0010	<0.0020	<0.0050	<0.0050	
SW-01	SW-01	05/30/2008	Unfiltered	0.117	7.74	8.35	-42.6	<0.5	0.011	<0.04	0.0553	<0.001	<0.002	<0.005	<0.005	
SW-01F	SW-01	05/30/2008	Filtered	0.117	7.74	8.35	-42.6		0.0103	<0.04	0.0314	<0.001	<0.002	<0.005	<0.005	
SW-01	SW-01	05/11/2010	Unfiltered					<0.071								
SW-01	SW-01	1/3/2011	Unfiltered					<0.071								
SW-01-072203	SW-02	07/22/2003	Unfiltered	0.235	7.01	5.45	54.2	6.9								
SW-02	SW-02	03/18/2004	Unfiltered	-	-	-	-	<0.46								
SW-02	SW-02	03/31/2005	Unfiltered	0.174	7.30	4.85	9.8	150	<0.00308	<0.00209	0.0612	<0.000176	<0.000350	<0.000696	<0.000350	<0.0050
SW-02	SW-02	06/22/2005	Unfiltered	0.194	6.97	3.40	-50.7	91	<0.00308	<0.00209	0.0693	<0.000176	<0.000350	<0.000696	<0.000350	0.25
SW-02	SW-02	12/08/2005	Unfiltered	0.148	7.38	4.96	-56.5	320 Bk								
SW-02	SW-02	06/05/2006	Unfiltered	0.218	7.77	2.82	-191.5	52 Jf								
SW-02	SW-02	12/05/2006	Unfiltered	0.145	6.40	6.13	-29.1	<0.5								
SW-02	SW-02	06/08/2007	Unfiltered	0.161	5.25	0.63	29.5	147								
SW-02	SW-02	10/18/2007	Unfiltered					60.8	0.00637 Jq	<0.04	0.975	0.00108 Jq	<0.002	<0.005	<0.005	
SW-02	SW-02	11/09/2007	Unfiltered	0.188	6.85	4.99	-221.0	<10								
SW-02	SW-02	11/09/2007	Filtered	0.188	6.85	4.99	-221.0		<0.0050	<0.040	0.0914	<0.0010	<0.0020	<0.0050	<0.0050	
SW-02	SW-02	05/29/2008	Unfiltered	0.159	2.52	0.44	247.6	72.1	<0.005	<0.04	0.29	<0.001	<0.002	<0.005	<0.005	
SW-02F	SW-02	05/29/2008	Filtered	0.159	2.52	0.44	247.6		<0.005	<0.04	0.104	<0.001	<0.002	<0.005	<0.005	
SW-02	SW-02	11/05/2008	Unfiltered	0.184	6.63	0.95	-18.6	89.4								
SW-02	SW-02	06/04/2009	Unfiltered					40								
SW-02	SW-02	11/11/2009	Unfiltered					78								
SW-02	SW-02	05/11/2010	Unfiltered					19								
SW-02	SW-02	1/3/2011	Unfiltered					330								
S-2	SW-03	05/20/2002	Unfiltered	-	-	-	-	256								
SW-02-072203	SW-03	07/22/2003	Unfiltered	0.641	6.82	1.34	-129.4	30								
SW-03	SW-03	03/18/2004	Unfiltered	-	-	-	-	2.4								
SW-03	SW-03	06/24/2004	Unfiltered	0.194	6.78	1.56	-33.9	<0.46	<0.00308	<0.00209	0.0632	<0.000176	<0.000350	<0.000696	<0.000350	0.31

Consolidation Data Summary Table - Surface Water
Beaumont Site 1

Sample Name	Sample Location	Sample Date	Filter Status	Metals									
				Copper -mg/L	Lead -mg/L	Mercury -ug/L	Molybdenum -mg/L	Nickel -mg/L	Silver -mg/L	Selenium -mg/L	Thallium -mg/L	Vanadium -mg/L	Zinc -mg/L
SW-01	SW-01	03/31/2005	Unfiltered	<0.00134	<0.00236	<0.0672	<0.000800	<0.00137	<0.000400	<0.00295	<0.00233	<0.000314	<0.000848
SW-01	SW-01	03/31/2005	Unfiltered	<0.00134	<0.00236	<0.0672	<0.000800	<0.00137	<0.000400	<0.00295	<0.00233	<0.000314	<0.000848
SW-01	SW-01	06/27/2005	Unfiltered	<0.00134	<0.00236	<0.0672	0.00790	<0.00137	<0.000400	<0.00295	<0.00233	<0.000314	<0.000848
SW-01	SW-01	10/18/2007	Unfiltered	0.00708 Jq	0.0117	<0.10	<0.01	<0.01	<0.005 UJcf	<0.005	<0.005	0.015	0.0186
SW-01	SW-01	11/09/2007	Unfiltered										
SW-01	SW-01	11/09/2007	Filtered	<0.0050	<0.0030	<0.10	<0.010	<0.010	<0.0050	<0.0050	<0.0050	<0.0050	0.00669 Jq
SW-01	SW-01	05/30/2008	Unfiltered	<0.005	0.00445 Jq	<0.10	<0.01	<0.01	<0.005	<0.005	<0.005	0.00525 Jq	<0.005
SW-01F	SW-01	05/30/2008	Filtered	<0.005	<0.003	<0.10	<0.01	<0.01	<0.005	<0.005	<0.005	<0.005	<0.005
SW-01	SW-01	05/11/2010	Unfiltered										
SW-01	SW-01	1/3/2011	Unfiltered										
SW-01-072203	SW-02	07/22/2003	Unfiltered										
SW-02	SW-02	03/18/2004	Unfiltered										
SW-02	SW-02	03/31/2005	Unfiltered	<0.00134	<0.00236	<0.0672	0.00576	<0.00137	<0.000400	<0.00295	<0.00233	<0.000314	<0.000848
SW-02	SW-02	06/22/2005	Unfiltered	<0.00134	<0.00236	<0.0672	<0.000800	<0.00137	<0.000400	<0.00295	<0.00233	0.00512	<0.000848
SW-02	SW-02	12/08/2005	Unfiltered										
SW-02	SW-02	06/05/2006	Unfiltered										
SW-02	SW-02	12/05/2006	Unfiltered										
SW-02	SW-02	06/08/2007	Unfiltered										
SW-02	SW-02	10/18/2007	Unfiltered	0.0106	0.0206	<0.10	<0.01	<0.01	<0.005	<0.005	<0.005	0.201	0.173
SW-02	SW-02	11/09/2007	Unfiltered										
SW-02	SW-02	11/09/2007	Filtered	<0.0050	<0.0030	<0.10	<0.010	<0.010	<0.0050	<0.0050	<0.0050	<0.0050	0.00606 Jq
SW-02	SW-02	05/29/2008	Unfiltered	<0.005	0.00987 Jq	<0.10	<0.01	<0.01	<0.005	<0.005	<0.005	0.0291	0.039
SW-02F	SW-02	05/29/2008	Filtered	<0.005	0.00456 Jq	<0.10	<0.01	<0.01	<0.005	<0.005	<0.005	0.00718 Jq	0.0169
SW-02	SW-02	11/05/2008	Unfiltered										
SW-02	SW-02	06/04/2009	Unfiltered										
SW-02	SW-02	11/11/2009	Unfiltered										
SW-02	SW-02	05/11/2010	Unfiltered										
SW-02	SW-02	1/3/2011	Unfiltered										
S-2	SW-03	05/20/2002	Unfiltered										
SW-02-072203	SW-03	07/22/2003	Unfiltered										
SW-03	SW-03	03/18/2004	Unfiltered										
SW-03	SW-03	06/24/2004	Unfiltered	<0.00134	<0.00236	<0.0672	<0.000800	<0.00137	<0.000400	<0.00295	<0.00233	<0.000314	<0.000848

Consolidation Data Summary Table - Surface Water
Beaumont Site 1

				Attenuation Parameters					Metals							
Sample Name	Sample Location	Sample Date	Filter Status	Electrical Conductance - mS/cm	pH	Dissolved Oxygen - mg/L	Oxidation Reduction Potential - mV	Perchlorate -ug/L	Arsenic -mg/L	Antimony -mg/L	Barium -mg/L	Beryllium -mg/L	Cadmium -mg/L	Cobalt -mg/L	Chromium -mg/L	Chromium, Hexavalent -ug/L
SW-03	SW-03	03/31/2005	Unfiltered	0.164	7.63	12.92	47.8	180	<0.00308	<0.00209	0.0984	<0.000176	<0.000350	<0.000696	<0.000350	<0.0050
SW-03	SW-03	06/22/2005	Unfiltered	0.200	7.00	2.22	-166.3	170	<0.00308	<0.00209	0.0701	<0.000176	<0.000350	<0.000696	<0.000350	0.33
SW-03	SW-03	12/08/2005	Unfiltered	0.143	7.52	8.76	7.2	290 Bk								
SW-03	SW-03	06/05/2006	Unfiltered	0.172	7.75	7.11	42.1	80								
SW-03	SW-03	12/05/2006	Unfiltered	0.156	7.69	3.47	130.6	140								
SW-03	SW-03	12/07/2006	Unfiltered	0.156	7.69	3.47	130.6									
SW-03	SW-03	06/08/2007	Unfiltered	0.149	4.06	1.75	-275.0	112								
SW-03	SW-03	10/18/2007	Unfiltered					52.9	<0.005	<0.04	0.752	<0.001	<0.002	<0.005	<0.005	
SW-03	SW-03	11/09/2007	Unfiltered	0.154	5.93	1.85	-245.2	<10								
SW-03	SW-03	11/09/2007	Filtered	0.154	5.93	1.85	-245.2		<0.0050	<0.040	0.0621	<0.0010	<0.0020	<0.0050	<0.0050	
SW-03	SW-03	05/29/2008	Unfiltered	0.214	3.33	0.62	-255.5	<0.5	<0.005	<0.04	0.279	<0.001	<0.002	<0.005	<0.005	
SW-03F	SW-03	05/29/2008	Filtered	0.214	3.33	0.62	-255.5		<0.005	<0.04	0.0712	<0.001	<0.002	<0.005	<0.005	
SW-03	SW-03	11/05/2008	Unfiltered	0.164	7.26	0.18	-164.4	<0.5								
SW-03	SW-03	06/04/2009	Unfiltered					<0.36								
SW-03	SW-03	11/11/2009	Unfiltered					<0.071								
SW-03	SW-03	05/11/2010	Unfiltered					60								
SW-03	SW-03	1/3/2011	Unfiltered					23								
S-1	SW-04	05/20/2002	Unfiltered	-	-	-	-	<5.4								
SW-03-072203	SW-04	07/22/2003	Unfiltered	1.053	6.86	1.48	-145.1	8.4								
SW-04	SW-04	03/31/2005	Unfiltered	0.164	7.31	2.39	-39.3	160	<0.00308	<0.00209	0.0825	<0.000176	<0.000350	<0.000696	<0.000350	<0.0050
SW-04	SW-04	06/22/2005	Unfiltered	0.240	6.63	3.72	-182.6	5.3	<0.00308	<0.00209	0.0565	<0.000176	<0.000350	<0.000696	<0.000350	0.21
SW-04	SW-04	12/08/2005	Unfiltered	0.150	7.27	4.17	-19.6	150 Bk								
SW-04	SW-04	06/05/2006	Unfiltered	0.375	7.40	1.76	-189.7	47								
SW-04	SW-04	12/05/2006	Unfiltered	0.198	6.55	4.68	-2.1	137								
SW-04	SW-04	06/08/2007	Unfiltered	0.503	5.08	0.77	25.2	<2.5								
SW-04	SW-04	10/18/2007	Unfiltered					5.85	0.00641 Jq	<0.04	0.265	<0.001	<0.002	<0.005	<0.005	
SW-04	SW-04	11/09/2007	Unfiltered	0.233	6.27	1.31	-235.7	<25								
SW-04	SW-04	11/09/2007	Filtered	0.233	6.27	1.31	-235.7		<0.0050	<0.040	0.0876	<0.0010	<0.0020	<0.0050	<0.0050	
SW-04	SW-04	05/29/2008	Unfiltered	0.169	4.60	1.31	-169.5	51.7	<0.005	<0.04	0.177	<0.001	<0.002	<0.005	<0.005	
SW-04F	SW-04	05/29/2008	Filtered	0.169	4.60	1.31	-169.5		<0.005	<0.04	0.0515	<0.001	<0.002	<0.005	<0.005	
SW-04	SW-04	11/05/2008	Unfiltered	0.277	6.69	3.17	-96.2	3.12								
SW-04	SW-04	06/04/2009	Unfiltered					<0.36								

Consolidation Data Summary Table - Surface Water
Beaumont Site 1

Sample Name	Sample Location	Sample Date	Filter Status	Metals									
				Copper -mg/L	Lead -mg/L	Mercury -ug/L	Molybdenum -mg/L	Nickel -mg/L	Silver -mg/L	Selenium -mg/L	Thallium -mg/L	Vanadium -mg/L	Zinc -mg/L
SW-03	SW-03	03/31/2005	Unfiltered	<0.00134	<0.00236	<0.0672	<0.000800	<0.00137	<0.000400	<0.00295	<0.00233	<0.000314	0.0644
SW-03	SW-03	06/22/2005	Unfiltered	<0.00134	<0.00236	<0.0672	<0.000800	<0.00137	<0.000400	<0.00295	<0.00233	<0.000314	<0.000848
SW-03	SW-03	12/08/2005	Unfiltered										
SW-03	SW-03	06/05/2006	Unfiltered										
SW-03	SW-03	12/05/2006	Unfiltered										
SW-03	SW-03	12/07/2006	Unfiltered										
SW-03	SW-03	06/08/2007	Unfiltered										
SW-03	SW-03	10/18/2007	Unfiltered	0.00701 Jq	0.00727 Jq	<0.10	<0.01	<0.01	<0.005	<0.005	<0.005	0.552	0.309
SW-03	SW-03	11/09/2007	Unfiltered										
SW-03	SW-03	11/09/2007	Filtered	<0.0050	<0.0030	<0.10	<0.010	<0.010	<0.0050	<0.0050	<0.0050	<0.0050	0.00521 Jq
SW-03	SW-03	05/29/2008	Unfiltered	<0.005	0.00907 Jq	<0.10	<0.01	<0.01	<0.005	<0.005	<0.005	0.038	0.0385
SW-03F	SW-03	05/29/2008	Filtered	<0.005	0.00327 Jq	<0.10	<0.01	<0.01	<0.005	<0.005	<0.005	<0.005	<0.005
SW-03	SW-03	11/05/2008	Unfiltered										
SW-03	SW-03	06/04/2009	Unfiltered										
SW-03	SW-03	11/11/2009	Unfiltered										
SW-03	SW-03	05/11/2010	Unfiltered										
SW-03	SW-03	1/3/2011	Unfiltered										
S-1	SW-04	05/20/2002	Unfiltered										
SW-03-072203	SW-04	07/22/2003	Unfiltered										
SW-04	SW-04	03/31/2005	Unfiltered	<0.00134	<0.00236	<0.0672	0.00630	<0.00137	<0.000400	<0.00295	<0.00233	0.00748	0.215
SW-04	SW-04	06/22/2005	Unfiltered	<0.00134	<0.00236	<0.0672	<0.000800	<0.00137	<0.000400	<0.00295	<0.00233	<0.000314	<0.000848
SW-04	SW-04	12/08/2005	Unfiltered										
SW-04	SW-04	06/05/2006	Unfiltered										
SW-04	SW-04	12/05/2006	Unfiltered										
SW-04	SW-04	06/08/2007	Unfiltered										
SW-04	SW-04	10/18/2007	Unfiltered	0.0136	0.0104	<0.10	<0.01	<0.01	<0.005	<0.005	<0.005	0.046	0.0547
SW-04	SW-04	11/09/2007	Unfiltered										
SW-04	SW-04	11/09/2007	Filtered	<0.0050	<0.0030	<0.10	<0.010	<0.010	<0.0050	<0.0050	<0.0050	<0.0050	0.0117
SW-04	SW-04	05/29/2008	Unfiltered	0.00756 Jq	0.01	<0.10	<0.01	<0.01	<0.005	<0.005	<0.005	0.0251	0.0343
SW-04F	SW-04	05/29/2008	Filtered	<0.005	<0.003	<0.10	<0.01	<0.01	<0.005	<0.005	<0.005	<0.005	0.00643 Jq
SW-04	SW-04	11/05/2008	Unfiltered										
SW-04	SW-04	06/04/2009	Unfiltered										

Consolidation Data Summary Table - Surface Water
Beaumont Site 1

				Attenuation Parameters					Metals								
Sample Name	Sample Location	Sample Date	Filter Status	Electrical Conductance - mS/cm	pH	Dissolved Oxygen - mg/L	Oxidation Reduction Potential - mV	Perchlorate -ug/L	Arsenic -mg/L	Antimony -mg/L	Barium -mg/L	Beryllium -mg/L	Cadmium -mg/L	Cobalt -mg/L	Chromium -mg/L	Chromium, Hexavalent -ug/L
SW-04	SW-04	11/11/2009	Unfiltered					0.46								
SW-04	SW-04	05/11/2010	Unfiltered					41								
S-3	SW-06	05/20/2002	Unfiltered	-	-	-	-	<1.8								
SW-07-072103	SW-06	07/21/2003	Unfiltered	0.865	8.41	6.22	10.0	<0.46								
SW-06	SW-06	03/18/2004	Unfiltered	-	-	-	-	<0.46								
SW-06	SW-06	06/24/2004	Unfiltered	0.948	8.16	7.64	20.2	<0.46	<0.00308	<0.00209	0.0627	<0.000176	<0.000350	<0.000696	<0.000350	<0.0050
SW-06	SW-06	12/15/2004	Unfiltered	0.793	7.89	10.12	-137.1	<0.46	<0.00308	<0.00209	0.0824	<0.000176	<0.000350	<0.000696	<0.000350	<0.0050
SW-06	SW-06	03/31/2005	Unfiltered	0.750	8.12	9.61	48.4	<0.46	<0.00308	<0.00209	0.105	<0.000176	<0.000350	<0.000696	<0.000350	<0.0050
SW-06	SW-06	06/20/2005	Unfiltered	0.903	8.15	13.23	46.3	<0.59	<0.00308	<0.00209	0.0835	<0.000176	<0.000350	<0.000696	<0.000350	<0.0050
SW-06	SW-06	12/08/2005	Unfiltered	0.726	8.21	12.09	92.4	<0.59								
SW-06	SW-06	06/05/2006	Unfiltered	0.708	7.74	9.96	23.2	<0.43								
SW-06	SW-06	12/05/2006	Unfiltered	0.625	7.170	8.76	39.3	<0.5								
SW-06	SW-06	06/08/2007	Unfiltered	0.748	6.37	7.94	-221.7	<0.5								
SW-06	SW-06	11/09/2007	Unfiltered	0.778	7.37	7.56	-215.3	<0.5								
SW-06	SW-06	11/09/2007	Filtered	0.778	7.37	7.56	-215.3		0.00686 Jq	<0.040	0.0635	<0.0010	<0.0020	<0.0050	<0.0050	
SW-06	SW-06	01/30/2008	Unfiltered					<0.5	<0.005	<0.04	0.211	<0.001	<0.002	<0.005	<0.005	
SW-06	SW-06	01/30/2008	Filtered						<0.005	<0.04	0.134	<0.001	<0.002	<0.005	<0.005	
SW-06	SW-06	05/29/2008	Unfiltered	0.733	6.62	6.15	5.8	<0.5	0.0187	<0.04	0.142	<0.001	<0.002	<0.005	<0.005	
SW-06F	SW-06	05/29/2008	Filtered	0.733	6.62	6.15	5.8		0.0145	<0.04	0.078	<0.001	<0.002	<0.005	<0.005	
SW-06	SW-06	11/05/2008	Unfiltered	0.982	7.71	7.71	90.4	<1								
SW-06	SW-06	03/05/2009	Unfiltered					<0.071								
SW-06	SW-06	06/09/2009	Unfiltered					<0.36								
SW-06	SW-06	11/10/2009	Unfiltered					0.65								
SW-06	SW-06	05/11/2010	Unfiltered					0.15								
SW-06	SW-06	1/5/2011	Unfiltered					0.64								
SW-05-072103	SW-07	07/21/2003	Unfiltered	1.267	7.53	3.64	-37.0	<0.46								
SW-07	SW-07	03/18/2004	Unfiltered	-	-	-	-	<0.46								
SW-07	SW-07	06/24/2004	Unfiltered	0.861	7.64	5.94	-2.9	<0.46	<0.00308	<0.00209	0.0997	<0.000176	<0.000350	<0.000696	<0.000350	<0.0050
SW-07	SW-07	12/15/2004	Unfiltered	0.950	7.66	12.25	3.8	<0.46	<0.00308	<0.00209	0.111	<0.000176	<0.000350	<0.000696	<0.000350	<0.0050
SW-07	SW-07	03/31/2005	Unfiltered	0.765	8.21	10.19	69.5	<0.46	<0.00308	<0.00209	0.104	<0.000176	<0.000350	<0.000696	<0.000350	<0.0050
SW-07	SW-07	06/20/2005	Unfiltered	0.961	8.21	13.06	67.1	<0.59	<0.00308	<0.00209	0.0900	<0.000176	<0.000350	<0.000696	<0.000350	<0.0050
SW-07	SW-07	12/08/2005	Unfiltered	0.602	7.72	12.53	72.3	<0.59								

Consolidation Data Summary Table - Surface Water
Beaumont Site 1

Sample Name	Sample Location	Sample Date	Filter Status	Metals									
				Copper -mg/L	Lead -mg/L	Mercury -ug/L	Molybdenum -mg/L	Nickel -mg/L	Silver -mg/L	Selenium -mg/L	Thallium -mg/L	Vanadium -mg/L	Zinc -mg/L
SW-04	SW-04	11/11/2009	Unfiltered										
SW-04	SW-04	05/11/2010	Unfiltered										
S-3	SW-06	05/20/2002	Unfiltered										
SW-07-072103	SW-06	07/21/2003	Unfiltered										
SW-06	SW-06	03/18/2004	Unfiltered										
SW-06	SW-06	06/24/2004	Unfiltered	<0.00134	<0.00236	<0.0672	0.0111	<0.00137	<0.000400	<0.00295	<0.00233	<0.000314	<0.000848
SW-06	SW-06	12/15/2004	Unfiltered	<0.00134	<0.00236	<0.0672	0.0104	<0.00137	<0.000400	<0.00295	<0.00233	<0.000314	<0.000848
SW-06	SW-06	03/31/2005	Unfiltered	<0.00134	<0.00236	<0.0672	0.0136	<0.00137	<0.000400	<0.00295	<0.00233	0.00823	<0.000848
SW-06	SW-06	06/20/2005	Unfiltered	<0.00134	<0.00236	<0.0672	0.0139	<0.00137	<0.000400	<0.00295	<0.00233	0.00942	<0.000848
SW-06	SW-06	12/08/2005	Unfiltered										
SW-06	SW-06	06/05/2006	Unfiltered										
SW-06	SW-06	12/05/2006	Unfiltered										
SW-06	SW-06	06/08/2007	Unfiltered										
SW-06	SW-06	11/09/2007	Unfiltered										
SW-06	SW-06	11/09/2007	Filtered	<0.0050	<0.0030	<0.10	0.0144 Jq	<0.010	<0.0050	<0.0050	<0.0050	<0.0050	<0.0050
SW-06	SW-06	01/30/2008	Unfiltered	0.00562 Jq	0.00457 Jq	0.134 Jq	<0.01	<0.01	<0.005	<0.005	<0.005	0.0176	0.0211 Ba
SW-06	SW-06	01/30/2008	Filtered	<0.005	<0.003	<0.10	0.0112 Jq	<0.01	<0.005	<0.005	<0.005	0.00721 Jq	0.0285
SW-06	SW-06	05/29/2008	Unfiltered	<0.005	0.00355 Jq	<0.10	0.0104 Jq	<0.01	<0.005	<0.005	<0.005	0.00856 Jq	0.0108
SW-06F	SW-06	05/29/2008	Filtered	<0.005	0.00312 Jq	<0.10	0.0128 Jq	<0.01	<0.005	<0.005	<0.005	<0.005	<0.005
SW-06	SW-06	11/05/2008	Unfiltered										
SW-06	SW-06	03/05/2009	Unfiltered										
SW-06	SW-06	06/09/2009	Unfiltered										
SW-06	SW-06	11/10/2009	Unfiltered										
SW-06	SW-06	05/11/2010	Unfiltered										
SW-06	SW-06	1/5/2011	Unfiltered										
SW-05-072103	SW-07	07/21/2003	Unfiltered										
SW-07	SW-07	03/18/2004	Unfiltered										
SW-07	SW-07	06/24/2004	Unfiltered	<0.00134	<0.00236	<0.0672	0.0154	<0.00137	<0.000400	<0.00295	<0.00233	<0.000314	<0.000848
SW-07	SW-07	12/15/2004	Unfiltered	<0.00134	<0.00236	<0.0672	0.0120	<0.00137	<0.000400	<0.00295	<0.00233	0.00574	<0.000848
SW-07	SW-07	03/31/2005	Unfiltered	<0.00134	<0.00236	<0.0672	0.0145	<0.00137	<0.000400	<0.00295	<0.00233	0.00925	<0.000848
SW-07	SW-07	06/20/2005	Unfiltered	<0.00134	<0.00236	<0.0672	0.0153	<0.00137	<0.000400	<0.00295	<0.00233	0.00873	<0.000848
SW-07	SW-07	12/08/2005	Unfiltered										

Consolidation Data Summary Table - Surface Water
Beaumont Site 1

				Attenuation Parameters					Metals								
Sample Name	Sample Location	Sample Date	Filter Status	Electrical Conductance - mS/cm	pH	Dissolved Oxygen - mg/L	Oxidation Reduction Potential - mV	Perchlorate -ug/L	Arsenic -mg/L	Antimony -mg/L	Barium -mg/L	Beryllium -mg/L	Cadmium -mg/L	Cobalt -mg/L	Chromium -mg/L	Chromium, Hexavalent -ug/L
SW-07	SW-07	06/05/2006	Unfiltered	0.710	7.65	9.67	55.0	<0.43								
SW-07RESAMP	SW-07	06/21/2006	Unfiltered	1.045	7.89	8.76	202.5									
SW-07	SW-07	12/05/2006	Unfiltered	0.876	7.63	7.40	74.9	<0.5								
SW-07	SW-07	06/08/2007	Unfiltered	0.762	6.84	9.50	78.2	<0.5								
SW-07	SW-07	10/19/2007	Unfiltered					<0.5	0.00696 Jq	<0.04	0.116	<0.001	<0.002	<0.005	<0.005	
SW-07	SW-07	11/09/2007	Unfiltered	1.154	7.36	6.21	-202.4	<0.5								
SW-07	SW-07	11/09/2007	Filtered	1.154	7.36	6.21	-202.4		0.00614 Jq	<0.040	0.0928	<0.0010	<0.0020	<0.0050	<0.0050	
SW-07	SW-07	01/30/2008	Unfiltered					<0.5	<0.005	<0.04	0.219	<0.001	<0.002	<0.005	<0.005	
SW-07	SW-07	01/30/2008	Filtered						<0.005	<0.04	0.117	<0.001	<0.002	<0.005	<0.005	
SW-07	SW-07	05/29/2008	Unfiltered	0.667	8.10	5.54	-33.9	<0.5	0.011	<0.04	0.0994	<0.001	<0.002	<0.005	<0.005	
SW-07F	SW-07	05/29/2008	Filtered	0.667	8.10	5.54	-33.9		0.0101	<0.04	0.0946	<0.001	<0.002	<0.005	<0.005	
SW-07	SW-07	03/05/2009	Unfiltered					<0.071								
SW-07	SW-07	06/04/2009	Unfiltered					<0.36								
SW-07	SW-07	05/11/2010	Unfiltered					<0.071								
SW-07	SW-07	1/5/2011	Unfiltered					0.32								
SW-08	SW-08	03/31/2005	Unfiltered	0.392	8.37	10.90	37.9	<0.46	<0.00308	<0.00209	0.162	<0.000176	<0.000350	<0.000696	<0.000350	<0.0050
SW-08	SW-08	01/30/2008	Unfiltered					38.5	<0.005	<0.04	0.0655	<0.001	<0.002	<0.005	<0.005	
SW-08	SW-08	01/30/2008	Filtered						<0.005	<0.04	0.0677	<0.001	<0.002	<0.005	<0.005	
SW-08	SW-08	1/3/2011	Unfiltered					<0.071								
SW-04-072103	SW-09	07/21/2003	Unfiltered	1.053	6.86	1.48	-145.1	<0.46								
FSW-MAR04	SW-09	03/18/2004	Unfiltered	-	-	-	-	<0.46								
FSW-JUNE04	SW-09	06/24/2004	Unfiltered	0.617	7.16	0.50	-107.5	<0.46	<0.00308	<0.00209	0.0643	<0.000176	<0.000350	<0.000696	<0.000350	<0.0050
FSW-DEC04	SW-09	12/15/2004	Unfiltered	0.595	6.93	2.24	-128.7	<0.46	<0.00308	<0.00209	0.118	<0.000176	<0.000350	<0.000696	<0.000350	<0.0050
FSW-JUNE05	SW-09	06/20/2005	Unfiltered	-	-	-	-	<0.59	<0.00308	<0.00209	0.117	<0.000176	<0.000350	<0.000696	<0.000350	<0.0050
FSW-DEC05	SW-09	12/08/2005	Unfiltered	0.696	6.96	2.88	-18.7	<0.59								
FSW-JUNE06	SW-09	06/05/2006	Unfiltered	0.697	7.53	3.72	62.8	<0.43								
FSW-DEC06	SW-09	12/05/2006	Unfiltered	0.814	6.57	3.34	-52.8	<0.5								
FSW-JUNE07	SW-09	06/08/2007	Unfiltered	0.701	6.72	2.97	-102.0	<0.5								
FSW-NOV07	SW-09	11/09/2007	Unfiltered	0.501	7.31	7.00	-173.6	<0.5								
FSW-NOV07	SW-09	11/09/2007	Filtered	0.501	7.31	7.00	-173.6		<0.0050	<0.040	0.0633	<0.0010	<0.0020	<0.0050	<0.0050	
SW-09	SW-09	01/30/2008	Unfiltered					<0.5	<0.005	<0.04	0.316	<0.001	<0.002	0.00507 Jq	<0.005	
SW-09	SW-09	01/30/2008	Filtered						<0.005	<0.04	0.218	<0.001	<0.002	<0.005	<0.005	

Consolidation Data Summary Table - Surface Water
Beaumont Site 1

Sample Name	Sample Location	Sample Date	Filter Status	Metals									
				Copper -mg/L	Lead -mg/L	Mercury -ug/L	Molybdenum -mg/L	Nickel -mg/L	Silver -mg/L	Selenium -mg/L	Thallium -mg/L	Vanadium -mg/L	Zinc -mg/L
SW-07	SW-07	06/05/2006	Unfiltered										
SW-07RESAMP	SW-07	06/21/2006	Unfiltered										
SW-07	SW-07	12/05/2006	Unfiltered										
SW-07	SW-07	06/08/2007	Unfiltered										
SW-07	SW-07	10/19/2007	Unfiltered	<0.005	<0.003	<0.10	0.0244 Jq	<0.01	<0.005	<0.005	<0.005	0.00816 Jq	<0.005
SW-07	SW-07	11/09/2007	Unfiltered										
SW-07	SW-07	11/09/2007	Filtered	<0.0050	<0.0030	<0.10	0.0209 Jq	<0.010	<0.0050	<0.0050	<0.0050	<0.0050	0.0060 Jq
SW-07	SW-07	01/30/2008	Unfiltered	0.00624 Jq	0.00603 Jq	<0.10	<0.01	<0.01	<0.005	<0.005	<0.005	0.0201	0.0213 BJaf
SW-07	SW-07	01/30/2008	Filtered	<0.005	<0.003	<0.10	0.0137 Jq	<0.01	<0.005	<0.005	<0.005	0.00741 Jq	0.0112 Ba
SW-07	SW-07	05/29/2008	Unfiltered	<0.005	<0.003	<0.10	0.0163 Jq	<0.01	<0.005 UJc	<0.005	<0.005	0.00795 Jq	<0.005
SW-07F	SW-07	05/29/2008	Filtered	<0.005	<0.003	<0.10	0.0172 Jq	<0.01	<0.005 UJc	<0.005	<0.005	0.00722 Jq	<0.005
SW-07	SW-07	03/05/2009	Unfiltered										
SW-07	SW-07	06/04/2009	Unfiltered										
SW-07	SW-07	05/11/2010	Unfiltered										
SW-07	SW-07	1/5/2011	Unfiltered										
SW-08	SW-08	03/31/2005	Unfiltered	<0.00134	<0.00236	<0.0672	0.00659	<0.00137	<0.000400	<0.00295	<0.00233	0.00895	0.235
SW-08	SW-08	01/30/2008	Unfiltered	<0.005	<0.003	<0.10	<0.01	<0.01	<0.005	<0.005	<0.005	<0.005	0.0355
SW-08	SW-08	01/30/2008	Filtered	<0.005	<0.003	<0.10	<0.01	<0.01	<0.005	<0.005	<0.005	<0.005	0.00994 BJaq
SW-08	SW-08	1/3/2011	Unfiltered										
SW-04-072103	SW-09	07/21/2003	Unfiltered										
FSW-MAR04	SW-09	03/18/2004	Unfiltered										
FSW-JUNE04	SW-09	06/24/2004	Unfiltered	<0.00134	<0.00236	<0.0672	0.0157	<0.00137	<0.000400	<0.00295	<0.00233	<0.000314	<0.000848
FSW-DEC04	SW-09	12/15/2004	Unfiltered	<0.00134	<0.00236	<0.0672	0.0147	<0.00137	<0.000400	<0.00295	<0.00233	0.00577	<0.000848
FSW-JUNE05	SW-09	06/20/2005	Unfiltered	<0.00134	<0.00236	<0.0672	0.0248	<0.00137	<0.000400	<0.00295	<0.00233	<0.000314	<0.000848
FSW-DEC05	SW-09	12/08/2005	Unfiltered										
FSW-JUNE06	SW-09	06/05/2006	Unfiltered										
FSW-DEC06	SW-09	12/05/2006	Unfiltered										
FSW-JUNE07	SW-09	06/08/2007	Unfiltered										
FSW-NOV07	SW-09	11/09/2007	Unfiltered										
FSW-NOV07	SW-09	11/09/2007	Filtered	<0.0050	<0.0030	<0.10	<0.010	<0.010	<0.0050	<0.0050	<0.0050	<0.0050	0.00528 Jq
SW-09	SW-09	01/30/2008	Unfiltered	0.00718 Jq	0.0051 Jq	<0.10	<0.01	<0.01	<0.005	<0.005	<0.005	0.0188	0.0198 Ba
SW-09	SW-09	01/30/2008	Filtered	<0.005	<0.003	<0.10	<0.01	<0.01	<0.005	<0.005	<0.005	0.00527 Jq	0.135

Consolidation Data Summary Table - Surface Water
Beaumont Site 1

				Attenuation Parameters					Metals							
Sample Name	Sample Location	Sample Date	Filter Status	Electrical Conductance - mS/cm	pH	Dissolved Oxygen - mg/L	Oxidation Reduction Potential - mV	Perchlorate -ug/L	Arsenic -mg/L	Antimony -mg/L	Barium -mg/L	Beryllium -mg/L	Cadmium -mg/L	Cobalt -mg/L	Chromium -mg/L	Chromium, Hexavalent -ug/L
SW-09	SW-09	05/29/2008	Unfiltered	0.854	6.25	5.77	4.0	<0.5	0.0105	<0.04	0.138	<0.001	<0.002	<0.005	<0.005	
SW-09F	SW-09	05/29/2008	Filtered	0.854	6.25	5.77	4.0		0.0107	<0.04	0.126	<0.001	<0.002	<0.005	<0.005	
SW-09	SW-09	11/05/2008	Unfiltered	0.763	7.15	0.86	-75.3	<1								
SW-09	SW-09	03/05/2009	Unfiltered					<0.071								
SW-09	SW-09	06/04/2009	Unfiltered					<0.36								
SW-09	SW-09	11/10/2009	Unfiltered					<0.071								
SW-09	SW-09	1/4/2011	Unfiltered					<0.071								
SW-10	SW-10	01/30/2008	Unfiltered					<0.5	<0.005	<0.04	0.801	0.00176 Jq	<0.002	0.0184	0.0053 Jq	
SW-10	SW-10	01/30/2008	Filtered						<0.005	<0.04	0.0767	<0.001	<0.002	<0.005	<0.005	
SW-10	SW-10	1/3/2011	Unfiltered					<0.071								
SW-11	SW-11	01/30/2008	Unfiltered					8.54 Jq	<0.005	<0.04	0.254	<0.001	<0.002	<0.005	<0.005	
SW-11	SW-11	01/30/2008	Filtered						<0.005	<0.04	0.233	<0.001	<0.002	<0.005	<0.005	
SW-12	SW-12	01/30/2008	Unfiltered					<0.5	<0.005	<0.04	0.121	<0.001	<0.002	<0.005	<0.005	
SW-12	SW-12	01/30/2008	Filtered						<0.005	<0.04	0.0467	<0.001	<0.002	<0.005	<0.005	
FSW-MAR05	SW-13	03/31/2005	Unfiltered	0.148	8.26	10.09	40.1	<0.46	<0.00308	<0.00209	0.0443	<0.000176	<0.000350	<0.000696	<0.000350	<0.0050
FSW-JAN08	SW-13	01/30/2008	Unfiltered					<0.5	<0.005	<0.04	0.16	<0.001	<0.002	<0.005	<0.005	
FSW-JAN08	SW-13	01/30/2008	Filtered						<0.005	<0.04	0.0437	<0.001	<0.002	<0.005	<0.005	
SW-13	SW-13	1/3/2011	Unfiltered					<0.071								
SW-14	SW-14	1/3/2011	Unfiltered					41								
SW-15	SW-15	1/3/2011	Unfiltered					<0.071								
SW-06-072103	SW-16	07/21/2003	Unfiltered	1.483	7.84	6.53	67.2	<0.46								
LSW-MAR04	SW-16	03/18/2004	Unfiltered	-	-	-	-	<0.46								
LSW-JUNE04	SW-16	06/24/2004	Unfiltered	1.285	8.00	6.64	98.1	<0.46	<0.00308	<0.00209	0.109	<0.000176	<0.000350	<0.000696	<0.000350	<0.0050
LSW-DEC04	SW-16	12/15/2004	Unfiltered	1.252	8.38	13.31	-152.5	<0.46	<0.00308	<0.00209	0.109	<0.000176	<0.000350	<0.000696	<0.000350	0.30
LSW-MAR05	SW-16	03/31/2005	Unfiltered	0.600	8.40	11.51	91.9	<0.46	<0.00308	<0.00209	0.105	<0.000176	<0.000350	<0.000696	<0.000350	<0.0050
LSW-JUNE05	SW-16	06/20/2005	Unfiltered	0.822	7.83	13.22	95.4	<0.59	<0.00308	<0.00209	0.115	<0.000176	<0.000350	<0.000696	<0.000350	0.22
LSW-DEC05	SW-16	12/08/2005	Unfiltered	0.707	6.84	14.72	123.6	<0.59								
LSW-JUNE06	SW-16	06/05/2006	Unfiltered	0.902	6.51	3.28	113.5	<0.43								
LSW-JUNE06-RESAMP	SW-16	06/21/2006	Unfiltered	0.704	7.58	14.49	185.3									
LSW-DEC06	SW-16	12/05/2006	Unfiltered	0.879	8.56	11.44	98.1	<0.5								
LSW-JUNE07	SW-16	06/08/2007	Unfiltered	0.840	6.14	9.28	-241.7	<0.5								
LSW-110907	SW-16	11/09/2007	Unfiltered	1.248	8.20	7.59	-74.7	<0.5								

Consolidation Data Summary Table - Surface Water
Beaumont Site 1

Sample Name	Sample Location	Sample Date	Filter Status	Metals									
				Copper -mg/L	Lead -mg/L	Mercury -ug/L	Molybdenum -mg/L	Nickel -mg/L	Silver -mg/L	Selenium -mg/L	Thallium -mg/L	Vanadium -mg/L	Zinc -mg/L
SW-09	SW-09	05/29/2008	Unfiltered	<0.005	<0.003	<0.10	0.0151 Jq	<0.01	<0.005	<0.005	<0.005	<0.005	0.0134
SW-09F	SW-09	05/29/2008	Filtered	<0.005	<0.003	<0.10	0.0159 Jq	<0.01	<0.005	<0.005	<0.005	<0.005	0.0116
SW-09	SW-09	11/05/2008	Unfiltered										
SW-09	SW-09	03/05/2009	Unfiltered										
SW-09	SW-09	06/04/2009	Unfiltered										
SW-09	SW-09	11/10/2009	Unfiltered										
SW-09	SW-09	1/4/2011	Unfiltered										
SW-10	SW-10	01/30/2008	Unfiltered	0.0287	0.00958 Jq	<0.10	<0.01	0.0119 Jq	<0.005	<0.005	<0.005	0.0611	0.0842
SW-10	SW-10	01/30/2008	Filtered	<0.005	<0.003	<0.10	<0.01	<0.01	<0.005	<0.005	<0.005	0.0124	0.0436
SW-10	SW-10	1/3/2011	Unfiltered										
SW-11	SW-11	01/30/2008	Unfiltered	<0.005	<0.003	<0.10	<0.01	<0.01	<0.005	<0.005	<0.005	0.00558 Jq	0.0134 Ba
SW-11	SW-11	01/30/2008	Filtered	<0.005	<0.003	<0.10	<0.01	<0.01	<0.005	<0.005	<0.005	<0.005	0.0202 Ba
SW-12	SW-12	01/30/2008	Unfiltered	<0.005	0.00776 Jq	<0.10	<0.01	<0.01	<0.005	<0.005	<0.005	0.00534 Jq	0.0144 Ba
SW-12	SW-12	01/30/2008	Filtered	<0.005	<0.003	<0.10	<0.01	<0.01	<0.005	<0.005	<0.005	<0.005	0.0201 Ba
FSW-MAR05	SW-13	03/31/2005	Unfiltered	<0.00134	<0.00236	<0.0672	<0.000800	<0.00137	<0.000400	<0.00295	<0.00233	<0.000314	<0.000848
FSW-JAN08	SW-13	01/30/2008	Unfiltered	<0.005	0.0122	<0.10	<0.01	<0.01	<0.005	<0.005	<0.005	0.00666 Jq	0.0258
FSW-JAN08	SW-13	01/30/2008	Filtered	<0.005	<0.003	<0.10	<0.01	<0.01	<0.005	<0.005	<0.005	<0.005	0.0642
SW-13	SW-13	1/3/2011	Unfiltered										
SW-14	SW-14	1/3/2011	Unfiltered										
SW-15	SW-15	1/3/2011	Unfiltered										
SW-06-072103	SW-16	07/21/2003	Unfiltered										
LSW-MAR04	SW-16	03/18/2004	Unfiltered										
LSW-JUNE04	SW-16	06/24/2004	Unfiltered	<0.00134	<0.00236	<0.0672	0.0146	<0.00137	<0.000400	<0.00295	<0.00233	<0.000314	<0.000848
LSW-DEC04	SW-16	12/15/2004	Unfiltered	<0.00134	<0.00236	<0.0672	0.0152	<0.00137	<0.000400	<0.00295	<0.00233	0.00861	<0.000848
LSW-MAR05	SW-16	03/31/2005	Unfiltered	<0.00134	<0.00236	<0.0672	0.0157	<0.00137	<0.000400	<0.00295	<0.00233	0.00965	<0.000848
LSW-JUNE05	SW-16	06/20/2005	Unfiltered	<0.00134	<0.00236	<0.0672	0.0185	<0.00137	<0.000400	<0.00295	<0.00233	0.00755	<0.000848
LSW-DEC05	SW-16	12/08/2005	Unfiltered										
LSW-JUNE06	SW-16	06/05/2006	Unfiltered										
LSW-JUNE06-RESAMP	SW-16	06/21/2006	Unfiltered										
LSW-DEC06	SW-16	12/05/2006	Unfiltered										
LSW-JUNE07	SW-16	06/08/2007	Unfiltered										
LSW-110907	SW-16	11/09/2007	Unfiltered										

Consolidation Data Summary Table - Surface Water
Beaumont Site 1

				Attenuation Parameters					Metals							
Sample Name	Sample Location	Sample Date	Filter Status	Electrical Conductance - mS/cm	pH	Dissolved Oxygen - mg/L	Oxidation Reduction Potential - mV	Perchlorate -ug/L	Arsenic -mg/L	Antimony -mg/L	Barium -mg/L	Beryllium -mg/L	Cadmium -mg/L	Cobalt -mg/L	Chromium -mg/L	Chromium, Hexavalent -ug/L
LSW-110907	SW-16	11/09/2007	Filtered	1.248	8.20	7.59	-74.7		0.00538 Jq	<0.040	0.0965	<0.0010	<0.0020	<0.0050	<0.0050	
LSW-JAN07	SW-16	01/30/2008	Unfiltered					<0.5	<0.005	<0.04	0.208	<0.001	<0.002	0.00543 Jq	<0.005	
LSW-JAN07	SW-16	01/30/2008	Filtered						<0.005	<0.04	0.0989	<0.001	<0.002	<0.005	<0.005	
SW-16	SW-16	05/30/2008	Unfiltered	0.893	6.66	9.17	-161.6	<0.5	0.00567 Jq	<0.04	0.111	<0.001	<0.002	<0.005	<0.005	
SW-16F	SW-16	05/30/2008	Filtered	0.893	6.66	9.17	-161.6		0.00725 Jq	<0.04	0.11	<0.001	<0.002	<0.005	<0.005	
SW-16	SW-16	05/11/2010	Unfiltered					0.13								
SW-16	SW-16	1/3/2011	Unfiltered					0.55								
SW-18	SW-18	10/19/2007	Unfiltered					<0.5	0.00778 Jq	<0.04	0.1	<0.001	<0.002	<0.005	<0.005	
SW-18	SW-18	03/05/2009	Unfiltered					<0.071								
SW-18	SW-18	06/04/2009	Unfiltered					<0.36								
SW-18	SW-18	11/10/2009	Unfiltered					<0.071								
SW-18	SW-18	05/12/2010	Unfiltered					0.20								
SW-18	SW-18	1/5/2011	Unfiltered					0.56								
SW-19	SW-19	03/05/2009	Unfiltered					<0.071								
SW-19	SW-19	06/04/2009	Unfiltered					<0.36								
SW-19	SW-19	05/11/2010	Unfiltered					<0.071								
SW-19	SW-19	1/5/2011	Unfiltered					0.41								
SW-20	SW-20	03/05/2009	Unfiltered					<0.071								
SW-21	SW-21	03/05/2009	Unfiltered					<0.071								
SW-22	SW-22	03/05/2009	Unfiltered					<0.071								

Consolidation Data Summary Table - Surface Water
Beaumont Site 1

Sample Name	Sample Location	Sample Date	Filter Status	Metals									
				Copper -mg/L	Lead -mg/L	Mercury -ug/L	Molybdenum -mg/L	Nickel -mg/L	Silver -mg/L	Selenium -mg/L	Thallium -mg/L	Vanadium -mg/L	Zinc -mg/L
LSW-110907	SW-16	11/09/2007	Filtered	<0.0050	<0.0030	<0.10	0.0267 Jq	<0.010	<0.0050	<0.0050	<0.0050	0.00599 Jq	<0.0050
LSW-JAN07	SW-16	01/30/2008	Unfiltered	0.00778 Jq	0.00745 Jq	<0.10	<0.01	<0.01	<0.005	<0.005	<0.005	0.021	0.0229 Ba
LSW-JAN07	SW-16	01/30/2008	Filtered	<0.005	<0.003	<0.10	0.012 Jq	<0.01	<0.005	<0.005	<0.005	0.006 Jq	0.02 Ba
SW-16	SW-16	05/30/2008	Unfiltered	<0.005	<0.003	<0.10	0.0168 Jq	<0.01	<0.005	<0.005	<0.005	0.00649 Jq	<0.005
SW-16F	SW-16	05/30/2008	Filtered	<0.005	<0.003	<0.10	0.0175 Jq	<0.01	<0.005	<0.005	<0.005	0.00648 Jq	<0.005
SW-16	SW-16	05/11/2010	Unfiltered										
SW-16	SW-16	1/3/2011	Unfiltered										
SW-18	SW-18	10/19/2007	Unfiltered	<0.005	<0.003	<0.10	0.0127 Jq	<0.01	<0.005	<0.005	<0.005	0.00546 Jq	0.00663 Jq
SW-18	SW-18	03/05/2009	Unfiltered										
SW-18	SW-18	06/04/2009	Unfiltered										
SW-18	SW-18	11/10/2009	Unfiltered										
SW-18	SW-18	05/12/2010	Unfiltered										
SW-18	SW-18	1/5/2011	Unfiltered										
SW-19	SW-19	03/05/2009	Unfiltered										
SW-19	SW-19	06/04/2009	Unfiltered										
SW-19	SW-19	05/11/2010	Unfiltered										
SW-19	SW-19	1/5/2011	Unfiltered										
SW-20	SW-20	03/05/2009	Unfiltered										
SW-21	SW-21	03/05/2009	Unfiltered										
SW-22	SW-22	03/05/2009	Unfiltered										

Consolidation Data Summary Table - Surface Water
Beaumont Site 1

Sample Name	Sample Location	Sample Date	Filter Status	Volatile Organic Compounds																	
				1,4-Dioxane -ug/L	Acetone -ug/L	Bromodichloromethane -ug/L	2-Butanone -ug/L	Bromobenzene -ug/L	Bromochloromethane -ug/L	Bromomethane -ug/L	Bromoform -ug/L	n-Butylbenzene -ug/L	sec-Butylbenzene -ug/L	tert-Butylbenzene -ug/L	Benzene -ug/L	Carbon Disulfide -ug/L	Chlorobenzene -ug/L	2-Chlorotoluene -ug/L	4-Chlorotoluene -ug/L	Chloroethane -ug/L	Chloromethane -ug/L
SW-01	SW-01	03/31/2005	Unfiltered	<1.1	<6.1	<0.27	<4.2	<0.47	<0.68	<2.9	<0.62	<0.29	<0.21	<0.17	<0.26	<1.0	<0.36	<0.24	<0.30	<0.52	<1.8
SW-01	SW-01	06/27/2005	Unfiltered	<1.1	21	<0.27	<4.2	<0.47	<0.68	<2.9	<0.62	<0.29	<0.21	<0.17	<0.26	<1.0	<0.36	<0.24	<0.30	<0.52	<1.8
SW-01	SW-01	10/18/2007	Unfiltered		<5	<0.2	<5			<0.2	<0.3				<0.2	<0.2	<0.2			<0.2	<0.2
SW-01	SW-01	11/09/2007	Unfiltered	<0.59	<5	<0.2	<5			<0.2	<0.3				<0.2	<0.2	<0.2			<0.2	<0.2
SW-01	SW-01	05/30/2008	Unfiltered	<0.57	<5	<1	<5			<1	<1				<1	<1	<1			<1	<1
SW-01	SW-01	05/11/2010	Unfiltered	<0.10	<5.0	<0.11	<1.2			<0.48	<0.13				<0.14	<0.36	<0.23			<0.35	<0.36
SW-01	SW-01	1/3/2011	Unfiltered	<0.10	5.9 Jq	<0.11	<1.2			<0.48	<0.50				<0.14	<0.36	<0.23			<0.35	<0.36
SW-01-072203	SW-02	07/22/2003	Unfiltered	10	34	<0.33	<1.7	<0.26	<0.37	<0.90	<0.87	<0.34	<0.11	<0.23	<0.29	<0.28	<0.19	<0.67	<0.16	<0.46	<0.43
SW-02	SW-02	03/18/2004	Unfiltered	3.4	16	<0.33	<1.7	<0.26	<0.37	<0.90	<0.87	<0.34	<0.11	<0.23	<0.29	<0.28	<0.19	<0.67	<0.16	<0.46	<0.43
SW-02	SW-02	03/31/2005	Unfiltered	22	<6.1	<0.27	<4.2	<0.47	<0.68	<2.9	<0.62	<0.29	<0.21	<0.17	<0.26	<1.0	<0.36	<0.24	<0.30	<0.52	<1.8
SW-02	SW-02	06/22/2005	Unfiltered	17	<6.1	<0.27	<4.2	<0.47	<0.68	<2.9	<0.62	<0.29	<0.21	<0.17	<0.26	<1.0	<0.36	<0.24	<0.30	<0.52	<1.8
SW-02	SW-02	12/08/2005	Unfiltered	13	<6.1	<0.27	<4.2	<0.47	<0.68	<2.9	<0.62	<0.29	<0.21	<0.17	<0.26	<1.0	<0.36	<0.24	<0.30	<0.52	<1.8
SW-02	SW-02	06/05/2006	Unfiltered	17 Je	16	<0.27	<4.2	<0.47	<0.68	<2.9	<0.62	<0.29	<0.21	<0.17	<0.26	<1.0	<0.36	<0.24	<0.30	<0.52	<1.8
SW-02	SW-02	12/05/2006	Unfiltered	10	11	<0.2	<5			<0.2	<0.3				<0.2	<0.2	<0.2			<0.2	<0.2
SW-02	SW-02	06/08/2007	Unfiltered	8.5	5.7 Jq	<0.2	<5			<0.2	<0.3				<0.2	<0.2	<0.2			<0.2	<0.2
SW-02	SW-02	10/18/2007	Unfiltered		<5	<0.2	<5			<0.2	<0.3				<0.2	<0.2	<0.2			<0.2	<0.2
SW-02	SW-02	11/09/2007	Unfiltered	8.7	<5	<0.2	<5			<0.2	<0.3				<0.2	<0.2	<0.2			<0.2	<0.2
SW-02	SW-02	05/29/2008	Unfiltered	8	<5	<1	<5			<1	<1				<1	<1	<1			<1	<1
SW-02	SW-02	11/05/2008	Unfiltered	7	<5	<0.2	<5			<0.2	<0.3				<0.2	0.24 Jq	<0.2			<0.2	<0.2
SW-02	SW-02	06/04/2009	Unfiltered	13	<9.1	<0.33	<6.9	<0.33	<0.69	<4.3	<0.55	<0.28	<0.20	<0.28	<0.28	<1.9	<0.22	<0.55	<0.21	<1.3	<0.49
SW-02	SW-02	11/11/2009	Unfiltered	11	<5.0	<0.11	<1.2			<0.48	<0.13				<0.14	<0.36	<0.23			<0.35	<0.36
SW-02	SW-02	05/11/2010	Unfiltered	13	<5.0	<0.11	<1.2			<0.48	<0.13				<0.14	<0.36	<0.23			<0.35	<0.36
SW-02	SW-02	1/3/2011	Unfiltered	13	5.5 Jq	<0.11	<1.2			<0.48	<0.50				<0.14	<0.36	<0.23			<0.35	<0.36
S-2	SW-03	05/20/2002	Unfiltered	19	<9.5	<0.26	<2.8	<0.15	<0.49	<0.46	<0.23	<0.29	<0.29	<0.25	<0.18	<0.48	<0.16	<0.14	<0.22	<0.36	<0.19
SW-02-072203	SW-03	07/22/2003	Unfiltered	22 Jb	11	<0.33	<1.7	<0.26	<0.37	<0.90	<0.87	<0.34	<0.11	<0.23	<0.29	<0.28	<0.19	<0.67	<0.16	<0.46	<0.43
SW-03	SW-03	03/18/2004	Unfiltered	4.0	<3.6	<0.33	<1.7	<0.26	<0.37	<0.90	<0.87	<0.34	<0.11	<0.23	<0.29	<0.28	<0.19	<0.67	<0.16	<0.46	<0.43
SW-03	SW-03	06/24/2004	Unfiltered	16	<3.6	<0.33	<1.7	<0.26	<0.37	<0.90	<0.87	<0.34	<0.11	<0.23	<0.29	<0.28	<0.19	<0.67	<0.16	<0.46	<0.43
SW-03	SW-03	03/31/2005	Unfiltered	17	<6.1	<0.27	<4.2	<0.47	<0.68	<2.9	<0.62	<0.29	<0.21	<0.17	<0.26	<1.0	<0.36	<0.24	<0.30	<0.52	<1.8
SW-03	SW-03	06/22/2005	Unfiltered	17	<6.1	<0.27	<4.2	<0.47	<0.68	<2.9	<0.62	<0.29	<0.21	<0.17	<0.26	<1.0	<0.36	<0.24	<0.30	<0.52	<1.8

Consolidation Data Summary Table - Surface Water
Beaumont Site 1

Sample Name	Sample Location	Sample Date	Filter Status	Volatile Organic Compounds																
				Carbon Tetrachloride -ug/L	Chloroform -ug/L	Dibromochloromethane -ug/L	1,2-Dibromo-3-Chloropropane -ug/L	Dibromomethane -ug/L	1,1-Dichloroethane -ug/L	1,2-Dichloroethane -ug/L	1,2-Dichlorobenzene -ug/L	1,3-Dichlorobenzene -ug/L	1,4-Dichlorobenzene -ug/L	1,1-Dichloroethene -ug/L	c-1,2-Dichloroethene -ug/L	t-1,2-Dichloroethene -ug/L	1,1-Dichloropropene -ug/L	c-1,3-Dichloropropene -ug/L	t-1,3-Dichloropropene -ug/L	1,2-Dichloropropane -ug/L	1,3-Dichloropropane -ug/L
SW-01	SW-01	03/31/2005	Unfiltered	<0.42	<0.22	<0.45	<2.5	<0.42	<0.53	<0.22	<0.24	<0.38	<0.30	<0.31	<0.35	<0.29	<0.21	<0.45	<0.31	<0.28	<0.30
SW-01	SW-01	06/27/2005	Unfiltered	<0.42	<0.22	<0.45	<2.5	<0.42	<0.53	<0.22	<0.24	<0.38	<0.30	<0.31	<0.35	<0.29	<0.21	<0.45	<0.31	<0.28	<0.30
SW-01	SW-01	10/18/2007	Unfiltered	<0.2	<0.2	<0.2			<0.2	<0.2				<0.2	<0.2	<0.2		<0.2	<0.2	<0.2	
SW-01	SW-01	11/09/2007	Unfiltered	<0.2	<0.2	<0.2			<0.2	<0.2				<0.2	<0.2	<0.2		<0.2	<0.2	<0.2	
SW-01	SW-01	05/30/2008	Unfiltered	<1	<1	<1			<1	<1				<1	<1	<1		<1	<1	<1	
SW-01	SW-01	05/11/2010	Unfiltered	<0.15	<0.17	<0.37			<0.098	<0.21	<0.20	<0.15	<0.072	<0.12	<0.18	<0.10		<0.30	<0.24	<0.19	
SW-01	SW-01	1/3/2011	Unfiltered	<0.15	<0.46	<0.37			<0.098	<0.21	<0.20	<0.15	<0.072	<0.12	<0.18	<0.10		<0.30	<0.24	<0.19	
SW-01-072203	SW-02	07/22/2003	Unfiltered	<0.40	<0.45	<0.29	<2.6	<0.46	<0.40	<0.35	<0.29	<0.27	<0.28	<0.32	<0.56	<0.60	<0.55	<0.44	<0.30	<0.40	<0.35
SW-02	SW-02	03/18/2004	Unfiltered	<0.40	<0.45	<0.29	<2.6	<0.46	<0.40	<0.35	<0.29	<0.27	<0.28	<0.32	<0.56	<0.60	<0.55	<0.44	<0.30	<0.40	<0.35
SW-02	SW-02	03/31/2005	Unfiltered	<0.42	<0.22	<0.45	<2.5	<0.42	<0.53	<0.22	<0.24	<0.38	<0.30	3.0	<0.35	<0.29	<0.21	<0.45	<0.31	<0.28	<0.30
SW-02	SW-02	06/22/2005	Unfiltered	<0.42	<0.22	<0.45	<2.5	<0.42	<0.53	<0.22	<0.24	<0.38	<0.30	11 Jf	1.6	<0.29	<0.21	<0.45	<0.31	<0.28	<0.30
SW-02	SW-02	12/08/2005	Unfiltered	<0.42	<0.22	<0.45	<2.5	<0.42	0.69 Jq	<0.22	<0.24	<0.38	<0.30	19	0.90 Jq	<0.29	<0.21	<0.45	<0.31	<0.28	<0.30
SW-02	SW-02	06/05/2006	Unfiltered	<0.42	<0.22	<0.45	<2.5	<0.42	<0.53	<0.22	<0.24	<0.38	<0.30	7.8	1.4	<0.29	<0.21	<0.45	<0.31	<0.28	<0.30
SW-02	SW-02	12/05/2006	Unfiltered	<0.2	<0.2	<0.2			0.27 Jq	<0.2				5.7	0.75 Jq	<0.2		<0.2	<0.2	<0.2	
SW-02	SW-02	06/08/2007	Unfiltered	<0.2	<0.2	<0.2			0.28 Jq	<0.2				5.2	0.58 Jq	<0.2		<0.2	<0.2	<0.2	
SW-02	SW-02	10/18/2007	Unfiltered	<0.2	<0.2	<0.2			<0.2	<0.2				3.6	<0.2	<0.2		<0.2	<0.2	<0.2	
SW-02	SW-02	11/09/2007	Unfiltered	<0.2	<0.2	<0.2			<0.2	<0.2				1.7	0.43 Jq	<0.2		<0.2	<0.2	<0.2	
SW-02	SW-02	05/29/2008	Unfiltered	<1	<1	<1			<1	<1				<1	<1	<1		<1	<1	<1	
SW-02	SW-02	11/05/2008	Unfiltered	<0.2	<0.2	<0.2			<0.2	<0.2				3.7	0.83 Jq	<0.2		<0.2	<0.2	<0.2	
SW-02	SW-02	06/04/2009	Unfiltered	<0.43	<0.33	<0.48	<3.1	<0.59	<0.37	<0.31	<0.27	<0.28	<0.21	1.1	<0.49	<0.40	<0.26	<0.28	<0.36	<0.38	<0.38
SW-02	SW-02	11/11/2009	Unfiltered	<0.15	<0.17	<0.37			<0.098	<0.21	<0.20	<0.15	<0.072	2.1	0.26 Jq	<0.10		<0.30	<0.24	<0.19	
SW-02	SW-02	05/11/2010	Unfiltered	<0.15	<0.17	<0.37			<0.098	<0.21	<0.20	<0.15	<0.072	1.7	0.18 Jq	<0.10		<0.30	<0.24	<0.19	
SW-02	SW-02	1/3/2011	Unfiltered	<0.15	<0.46	<0.37			<0.098	<0.21	<0.20	<0.15	<0.072	2.7	<0.18	<0.10		<0.30	<0.24	<0.19	
S-2	SW-03	05/20/2002	Unfiltered	<0.25	<0.30	<0.21	<0.59	<0.20	0.6 Jq	<0.38	<0.099	<0.30	<0.12	11	<0.30	<0.37	<0.16	<0.19	<0.25	<0.16	<0.30
SW-02-072203	SW-03	07/22/2003	Unfiltered	<0.40	<0.45	<0.29	<2.6	<0.46	1.0	<0.35	<0.29	<0.27	<0.28	15	3.3	<0.60	<0.55	<0.44	<0.30	<0.40	<0.35
SW-03	SW-03	03/18/2004	Unfiltered	<0.40	<0.45	<0.29	<2.6	<0.46	<0.40	<0.35	<0.29	<0.27	<0.28	<0.32	<0.56	<0.60	<0.55	<0.44	<0.30	<0.40	<0.35
SW-03	SW-03	06/24/2004	Unfiltered	<0.40	<0.45	<0.29	<2.6	<0.46	<0.40	<0.35	<0.29	<0.27	<0.28	<0.32	<0.56	<0.60	<0.55	<0.44	<0.30	<0.40	<0.35
SW-03	SW-03	03/31/2005	Unfiltered	<0.42	<0.22	<0.45	<2.5	<0.42	<0.53	<0.22	<0.24	<0.38	<0.30	4.8	<0.35	<0.29	<0.21	<0.45	<0.31	<0.28	<0.30
SW-03	SW-03	06/22/2005	Unfiltered	<0.42	<0.22	<0.45	<2.5	<0.42	<0.53	<0.22	<0.24	<0.38	<0.30	2.6	<0.35	<0.29	<0.21	<0.45	<0.31	<0.28	<0.30

Consolidation Data Summary Table - Surface Water
Beaumont Site 1

				Volatile Organic Compounds																
Sample Name	Sample Location	Sample Date	Filter Status	2,2-Dichloropropane -ug/L	1,2-Dibromoethane -ug/L	Dichlorodifluoromethane -ug/L	Ethylbenzene -ug/L	Hexachlorobutadiene -ug/L	2-Hexanone -ug/L	p-Isopropyltoluene -ug/L	Isopropylbenzene -ug/L	4-Methyl-2-Pentanone -ug/L	Methyl tert-butyl ether (MTBE) -ug/L	Methylene Chloride -ug/L	Naphthalene -ug/L	n-Propylbenzene -ug/L	Styrene -ug/L	Toluene -ug/L	1,1,1,2-Tetrachloroethane -ug/L	1,1,1-Trichloroethane -ug/L
SW-01	SW-01	03/31/2005	Unfiltered	<0.40	<0.81	<0.27	<0.17		<1.9	<0.21	<0.24	<2.4	<0.29	<2.6	<0.95	<0.30	<0.29	<0.35	<0.37	<0.32
SW-01	SW-01	06/27/2005	Unfiltered	<0.40	<0.81	<0.27	<0.17		<1.9	<0.21	<0.24	<2.4	<0.29	<2.6	<0.95	<0.30	<0.29	<0.35	<0.37	<0.32
SW-01	SW-01	10/18/2007	Unfiltered				<0.2		<5			<5	<0.2	<0.5			<0.2	<0.2 UJf		<0.2
SW-01	SW-01	11/09/2007	Unfiltered				<0.2		<5			<5	<0.2	<0.5			<0.2	<0.2		<0.2
SW-01	SW-01	05/30/2008	Unfiltered				<1		<5			<5	<1	1.6 Jq			<1	<1		<1
SW-01	SW-01	05/11/2010	Unfiltered				<0.26		<1.2			<0.95	<0.29	0.33 BJkq			<0.22	<0.22		<0.12
SW-01	SW-01	1/3/2011	Unfiltered				<0.26		<1.2			<0.95	<0.43	0.19 BJkq			<0.22	<0.22		<0.12
SW-01-072203	SW-02	07/22/2003	Unfiltered	<0.39	<0.51	<0.47	<0.19		<2.5	<0.17	<0.17	<2.6	<0.28	<1.7	<0.56	<0.24	<0.14	11	<0.45	<0.46
SW-02	SW-02	03/18/2004	Unfiltered	<0.39	<0.51	<0.47	<0.19		<2.5	<0.17	<0.17	<2.6	<0.28	<1.7	<0.56	<0.24	<0.14	<0.35	<0.45	<0.46
SW-02	SW-02	03/31/2005	Unfiltered	<0.40	<0.81	<0.27	<0.17		<1.9	<0.21	<0.24	<2.4	<0.29	<2.6	<0.95	<0.30	<0.29	<0.35	<0.37	<0.32
SW-02	SW-02	06/22/2005	Unfiltered	<0.40	<0.81	<0.27	<0.17		<1.9	<0.21	<0.24	<2.4	<0.29	<2.6	<0.95	<0.30	<0.29	1.3	<0.37	<0.32
SW-02	SW-02	12/08/2005	Unfiltered	<0.40	<0.81	<0.27	<0.17		<1.9	<0.21	<0.24	<2.4	<0.29	<2.6	<0.95	<0.30	<0.29	<0.35	<0.37	0.71 Jq
SW-02	SW-02	06/05/2006	Unfiltered	<0.40	<0.81	<0.27	<0.17		<1.9	<0.21	<0.24	<2.4	<0.29	23 Bak	<0.95	<0.30	<0.29	1.0	<0.37	<0.32
SW-02	SW-02	12/05/2006	Unfiltered				<0.2		<5			<5	<0.2	<0.5			<0.2	0.38 Jq		<0.2
SW-02	SW-02	06/08/2007	Unfiltered				<0.2		<5			<5	<0.2	<0.5			<0.2	<0.2		<0.2
SW-02	SW-02	10/18/2007	Unfiltered				<0.2		<5			<5	<0.2	<0.5			<0.2	<0.2		<0.2
SW-02	SW-02	11/09/2007	Unfiltered				<0.2		<5			<5	<0.2	<0.5			<0.2	14		<0.2
SW-02	SW-02	05/29/2008	Unfiltered				<1		<5			<5	<1	<1			<1	<1		<1
SW-02	SW-02	11/05/2008	Unfiltered				<0.2		<5			<5	<0.2	<0.5			<0.2	0.63 Jq		<0.2
SW-02	SW-02	06/04/2009	Unfiltered	<0.46	<0.47	<0.49	<0.22		<6.9	<0.26	<0.23	<4.4	<0.30	<2.6	<2.5	<0.79	<0.30	<0.33	<0.35	<0.45
SW-02	SW-02	11/11/2009	Unfiltered				<0.26		<1.2			<0.95	<0.29	<0.15			<0.22	0.72		<0.12
SW-02	SW-02	05/11/2010	Unfiltered				<0.26		<1.2			<0.95	<0.29	0.25 BJkq			<0.22	<0.22		<0.12
SW-02	SW-02	1/3/2011	Unfiltered				<0.26		<1.2			<0.95	<0.43	0.17 BJkq			<0.22	<0.22		<0.12
S-2	SW-03	05/20/2002	Unfiltered	<0.28	<0.18	<0.28	<0.12	<0.26		<0.23	<0.19	<0.15	<0.30	3 BJakq	<0.090	<0.28	<0.12	<0.16	<0.27	<0.33
SW-02-072203	SW-03	07/22/2003	Unfiltered	<0.39	<0.51	<0.47	<0.19		<2.5	<0.17	<0.17	<2.6	<0.28	<1.7	<0.56	<0.24	<0.14	<0.35	<0.45	<0.46
SW-03	SW-03	03/18/2004	Unfiltered	<0.39	<0.51	<0.47	<0.19		<2.5	<0.17	<0.17	<2.6	<0.28	<1.7	<0.56	<0.24	<0.14	5.4	<0.45	<0.46
SW-03	SW-03	06/24/2004	Unfiltered	<0.39	<0.51	<0.47	<0.19		<2.5	<0.17	<0.17	<2.6	<0.28	<1.7	<0.56	<0.24	<0.14	3.5	<0.45	<0.46
SW-03	SW-03	03/31/2005	Unfiltered	<0.40	<0.81	<0.27	<0.17		<1.9	<0.21	<0.24	<2.4	<0.29	<2.6	<0.95	<0.30	<0.29	<0.35	<0.37	<0.32
SW-03	SW-03	06/22/2005	Unfiltered	<0.40	<0.81	<0.27	<0.17		<1.9	<0.21	<0.24	<2.4	<0.29	<2.6	<0.95	<0.30	<0.29	7.3	<0.37	<0.32

Consolidation Data Summary Table - Surface Water
Beaumont Site 1

				Volatile Organic Compounds															
Sample Name	Sample Location	Sample Date	Filter Status	1,1,2-Trichloroethane -ug/L	1,2,3-Trichlorobenzene -ug/L	1,2,4-Trichlorobenzene -ug/L	Trichloroethene -ug/L	1,2,3-Trichloropropane -ug/L	Trichlorofluoromethane -ug/L	1,1,2-Trichloro-1,2,2-Trifluoroethane -ug/L	1,2,4-Trimethylbenzene -ug/L	1,3,5-Trimethylbenzene -ug/L	1,1,2,2-Tetrachloroethane -ug/L	Tetrachloroethene -ug/L	Vinyl Acetate -ug/L	Vinyl Chloride -ug/L	m,p-Xylenes -ug/L	o-Xylene -ug/L
SW-01	SW-01	03/31/2005	Unfiltered	<0.54	<0.39	<0.35	<0.30	<2.3	<0.36	<0.54	<0.26	<0.19	<0.37	<0.29	<3.2	<0.33	<0.38	<0.21
SW-01	SW-01	06/27/2005	Unfiltered	<0.54	<0.39	<0.35	<0.30	<2.3	<0.36	<0.54	<0.26	<0.19	<0.37	<0.29	<3.2	<0.33	<0.38	<0.21
SW-01	SW-01	10/18/2007	Unfiltered	<0.2			<0.2						<0.2	<0.2		<0.2	<0.5	<0.2
SW-01	SW-01	11/09/2007	Unfiltered	<0.2			<0.2						<0.2	<0.2		<0.2	<0.5	<0.2
SW-01	SW-01	05/30/2008	Unfiltered	<1			<1						<1	<1		<1	<2	<1
SW-01	SW-01	05/11/2010	Unfiltered	<0.31			<0.17	<0.29	<0.16				<0.29	<0.17	<0.48	<0.13	<0.36	<0.41
SW-01	SW-01	1/3/2011	Unfiltered	<0.31			<0.26	<0.29	<0.16				<0.29	<0.23	<0.48	<0.13	<0.36	<0.41
SW-01-072203	SW-02	07/22/2003	Unfiltered	<0.42	<0.40	<0.28	<0.48	<2.0	<0.27		<0.22	<0.11	<0.19	<0.20	<3.6	<0.35	<0.17	<0.16
SW-02	SW-02	03/18/2004	Unfiltered	<0.42	<0.40	<0.28	<0.48	<2.0	<0.27	<0.70	<0.22	<0.11	<0.19	<0.20	<3.6	<0.35	<0.17	<0.16
SW-02	SW-02	03/31/2005	Unfiltered	<0.54	<0.39	<0.35	3.5	<2.3	<0.36	<0.54	<0.26	<0.19	<0.37	<0.29	<3.2	<0.33	<0.38	<0.21
SW-02	SW-02	06/22/2005	Unfiltered	<0.54	<0.39	<0.35	12	<2.3	<0.36	<0.54	<0.26	<0.19	<0.37	<0.29	<3.2	<0.33	<0.38	<0.21
SW-02	SW-02	12/08/2005	Unfiltered	<0.54	<0.39	<0.35	22	<2.3	<0.36	<0.54	<0.26	<0.19	<0.37	<0.29	<3.2	<0.33	<0.38	<0.21
SW-02	SW-02	06/05/2006	Unfiltered	<0.54	<0.39	<0.35	8.3	<2.3	<0.36	<0.54	<0.26	<0.19	<0.37	<0.29	<3.2	<0.33	<0.38	<0.21
SW-02	SW-02	12/05/2006	Unfiltered	<0.2			4.3						<0.2	<0.2		<0.2	<0.5	<0.2
SW-02	SW-02	06/08/2007	Unfiltered	<0.2			5.6						<0.2	<0.2		<0.2	<0.5	<0.2
SW-02	SW-02	10/18/2007	Unfiltered	<0.2			4.2						<0.2	<0.2		<0.2	<0.5	<0.2
SW-02	SW-02	11/09/2007	Unfiltered	<0.2			2.2						<0.2	<0.2		0.23 Jq	<0.5	<0.2
SW-02	SW-02	05/29/2008	Unfiltered	<1			<1						<1	<1		<1	<2	<1
SW-02	SW-02	11/05/2008	Unfiltered	<0.2			3.7						<0.2	<0.2		<0.2	<0.5	<0.2
SW-02	SW-02	06/04/2009	Unfiltered	<0.54	<0.31	<0.49	0.96 Jq	<1.3	<0.31	<0.64	<0.24	<0.23	<0.44	<0.51	<7.1	<0.33	<0.45	<0.24
SW-02	SW-02	11/11/2009	Unfiltered	<0.31			2.2	<0.29	<0.16				<0.29	<0.17	<0.48	<0.13	<0.36	<0.41
SW-02	SW-02	05/11/2010	Unfiltered	<0.31			2.3	<0.29	<0.16				<0.29	<0.17	<0.48	<0.13	<0.36	<0.41
SW-02	SW-02	1/3/2011	Unfiltered	<0.31			3.7	<0.29	<0.16				<0.29	<0.23	<0.48	<0.13	<0.36	<0.41
S-2	SW-03	05/20/2002	Unfiltered	<0.34	<0.30	<0.37	12	<0.46	<0.22		<0.20	<0.15	<0.22	<0.21		<0.44	<0.31	<0.088
SW-02-072203	SW-03	07/22/2003	Unfiltered	<0.42	<0.40	<0.28	14	<2.0	<0.27		<0.22	<0.11	<0.19	<0.20	<3.6	<0.35	<0.17	<0.16
SW-03	SW-03	03/18/2004	Unfiltered	<0.42	<0.40	<0.28	<0.48	<2.0	<0.27	<0.70	<0.22	<0.11	<0.19	<0.20	<3.6	<0.35	<0.17	<0.16
SW-03	SW-03	06/24/2004	Unfiltered	<0.42	<0.40	<0.28	<0.48	<0.00081	<0.27	<0.70	<0.22	<0.11	<0.19	<0.20	<3.6	<0.35	<0.17	<0.16
SW-03	SW-03	03/31/2005	Unfiltered	<0.54	<0.39	<0.35	5.4	<2.3	<0.36	<0.54	<0.26	<0.19	<0.37	<0.29	<3.2	<0.33	<0.38	<0.21
SW-03	SW-03	06/22/2005	Unfiltered	<0.54	<0.39	<0.35	3.5	<2.3	<0.36	<0.54	<0.26	<0.19	<0.37	<0.29	<3.2	<0.33	<0.38	<0.21

Consolidation Data Summary Table - Surface Water
Beaumont Site 1

Sample Name	Sample Location	Sample Date	Filter Status	Volatile Organic Compounds																	
				1,4-Dioxane -ug/L	Acetone -ug/L	Bromodichloromethane -ug/L	2-Butanone -ug/L	Bromobenzene -ug/L	Bromochloromethane -ug/L	Bromomethane -ug/L	Bromoform -ug/L	n-Butylbenzene -ug/L	sec-Butylbenzene -ug/L	tert-Butylbenzene -ug/L	Benzene -ug/L	Carbon Disulfide -ug/L	Chlorobenzene -ug/L	2-Chlorotoluene -ug/L	4-Chlorotoluene -ug/L	Chloroethane -ug/L	Chloromethane -ug/L
SW-03	SW-03	12/08/2005	Unfiltered	13	<6.1	<0.27	<4.2	<0.47	<0.68	<2.9	<0.62	<0.29	<0.21	<0.17	<0.26	<1.0	<0.36	<0.24	<0.30	<0.52	<1.8
SW-03	SW-03	06/05/2006	Unfiltered	19 Je	7.4 Jq	<0.27	<4.2	<0.47	<0.68	<2.9	<0.62	<0.29	<0.21	<0.17	<0.26	<1.0	<0.36	<0.24	<0.30	<0.52	<1.8
SW-03	SW-03	12/05/2006	Unfiltered		<5	<0.2	<5			<0.2	<0.3				<0.2	<0.2	<0.2			<0.2	<0.2
SW-03	SW-03	12/07/2006	Unfiltered	9.8																	
SW-03	SW-03	06/08/2007	Unfiltered	8.9	<5	<0.2	<5			<0.2	<0.3				<0.2	<0.2	<0.2			<0.2	<0.2
SW-03	SW-03	10/18/2007	Unfiltered		<5	<0.2	<5			<0.2	<0.3				<0.2	<0.2	<0.2			<0.2	<0.2
SW-03	SW-03	11/09/2007	Unfiltered	9.7	<5	<0.2	<5			<0.2	<0.3				<0.2	<0.2	<0.2			<0.2	<0.2
SW-03	SW-03	05/29/2008	Unfiltered	8	<5	<1	<5			<1	<1				<1	<1	<1			<1	<1
SW-03	SW-03	11/05/2008	Unfiltered	9.1	5.2 Jq	<0.2	<5			<0.2	<0.3				<0.2	7.5	<0.2			<0.2	<0.2
SW-03	SW-03	06/04/2009	Unfiltered	13	<9.1	<0.33	<6.9	<0.33	<0.69	<4.3	<0.55	<0.28	<0.20	<0.28	<0.28	<1.9	<0.22	<0.55	<0.21	<1.3	<0.49
SW-03	SW-03	11/11/2009	Unfiltered	13	<5.0	<0.11	<1.2			<0.48	<0.13				<0.14	<0.36	<0.23			<0.35	<0.36
SW-03	SW-03	05/11/2010	Unfiltered	12	<5.0	<0.11	<1.2			<0.48	<0.13				<0.14	<0.36	<0.23			<0.35	<0.36
SW-03	SW-03	1/3/2011	Unfiltered	10	9.0 Jq	<0.11	1.2 Jq			<0.48	<0.50				<0.14	<0.36	<0.23			<0.35	<0.36
S-1	SW-04	05/20/2002	Unfiltered	<0.5	<9.5	<0.26	<2.8	<0.15	<0.49	<0.46	<0.23	<0.29	<0.29	<0.25	<0.18	<0.48	<0.16	<0.14	<0.22	<0.36	<0.19
SW-03-072203	SW-04	07/22/2003	Unfiltered	8.8	11	<0.33	<1.7	<0.26	<0.37	<0.90	<0.87	<0.34	<0.11	<0.23	<0.29	<0.28	<0.19	<0.67	<0.16	<0.46	<0.43
SW-04	SW-04	03/31/2005	Unfiltered	11	<6.1	<0.27	<4.2	<0.47	<0.68	<2.9	<0.62	<0.29	<0.21	<0.17	<0.26	<1.0	<0.36	<0.24	<0.30	<0.52	<1.8
SW-04	SW-04	06/22/2005	Unfiltered	7.6	<6.1	<0.27	<4.2	<0.47	<0.68	<2.9	<0.62	<0.29	<0.21	<0.17	<0.26	<1.0	<0.36	<0.24	<0.30	<0.52	<1.8
SW-04	SW-04	12/08/2005	Unfiltered	7.9	<6.1	<0.27	<4.2	<0.47	<0.68	<2.9	<0.62	<0.29	<0.21	<0.17	<0.26	<1.0	<0.36	<0.24	<0.30	<0.52	<1.8
SW-04	SW-04	06/05/2006	Unfiltered	5.0 Je	150	<0.27	13	<0.47	<0.68	<2.9	<0.62	<0.29	<0.21	<0.17	<0.26	2.8 Jq	<0.36	<0.24	<0.30	<0.52	<1.8
SW-04	SW-04	12/05/2006	Unfiltered	4.5	<5	<0.2	<5			<0.2	<0.3				<0.2	<0.2	<0.2			<0.2	<0.2
SW-04	SW-04	06/08/2007	Unfiltered	5.4	9.3 Jq	<0.2	<5			<0.2	<0.3				<0.2	<0.2	<0.2			<0.2	<0.2
SW-04	SW-04	10/18/2007	Unfiltered		<5	<0.2	<5			<0.2	<0.3				<0.2	<0.2	<0.2			<0.2	<0.2
SW-04	SW-04	11/09/2007	Unfiltered	3.4	<5	<0.2	<5			<0.2	<0.3				<0.2	<0.2	<0.2			<0.2	<0.2
SW-04	SW-04	05/29/2008	Unfiltered	5.5	<5	<1	<5			<1	<1				<1	<1	<1			<1	<1
SW-04	SW-04	11/05/2008	Unfiltered	3.5	6.4 Jq	<0.2	<5			<0.2	<0.3				<0.2	<0.2	<0.2			<0.2	<0.2
SW-04	SW-04	06/04/2009	Unfiltered	6.8	21 Jq	<0.33	7.1 Jq	<0.33	<0.69	<4.3	<0.55	<0.28	<0.20	<0.28	<0.28	<1.9	<0.22	<0.55	<0.21	<1.3	<0.49
SW-04	SW-04	11/11/2009	Unfiltered	6.6	<5.0	<0.11	<1.2			<0.48	<0.13				<0.14	<0.36	<0.23			<0.35	<0.36
SW-04	SW-04	05/11/2010	Unfiltered	7.3	9.8 Jq	<0.11	<1.2			<0.48	<0.13				<0.14	<0.36	<0.23			<0.35	<0.36
S-3	SW-06	05/20/2002	Unfiltered	4.2	<9.5	<0.26	<2.8	<0.15	<0.49	<0.46	<0.23	<0.29	<0.29	<0.25	<0.18	<0.48	<0.16	<0.14	<0.22	<0.36	<0.19

Consolidation Data Summary Table - Surface Water
Beaumont Site 1

Sample Name	Sample Location	Sample Date	Filter Status	Volatile Organic Compounds																	
				Carbon Tetrachloride -ug/L	Chloroform -ug/L	Dibromochloromethane -ug/L	1,2-Dibromo-3-Chloropropane -ug/L	Dibromomethane -ug/L	1,1-Dichloroethane -ug/L	1,2-Dichloroethane -ug/L	1,2-Dichlorobenzene -ug/L	1,3-Dichlorobenzene -ug/L	1,4-Dichlorobenzene -ug/L	1,1-Dichloroethene -ug/L	c-1,2-Dichloroethene -ug/L	t-1,2-Dichloroethene -ug/L	1,1-Dichloropropene -ug/L	c-1,3-Dichloropropene -ug/L	t-1,3-Dichloropropene -ug/L	1,2-Dichloropropane -ug/L	1,3-Dichloropropane -ug/L
SW-03	SW-03	12/08/2005	Unfiltered	<0.42	<0.22	<0.45	<2.5	<0.42	<0.53	<0.22	<0.24	<0.38	<0.30	5.7	<0.35	<0.29	<0.21	<0.45	<0.31	<0.28	<0.30
SW-03	SW-03	06/05/2006	Unfiltered	<0.42	<0.22	<0.45	<2.5	<0.42	<0.53	<0.22	<0.24	<0.38	<0.30	4.4	0.76 Jq	<0.29	<0.21	<0.45	<0.31	<0.28	<0.30
SW-03	SW-03	12/05/2006	Unfiltered	<0.2	<0.2	<0.2			0.27 Jq	<0.2				5	<0.2	<0.2		<0.2	<0.2	<0.2	
SW-03	SW-03	12/07/2006	Unfiltered																		
SW-03	SW-03	06/08/2007	Unfiltered	<0.2	<0.2	<0.2			0.31 Jq	<0.2				3.4	0.64 Jq	<0.2		<0.2	<0.2	<0.2	
SW-03	SW-03	10/18/2007	Unfiltered	<0.2	<0.2	<0.2			<0.2	<0.2				0.9 Jq	<0.2	<0.2		<0.2	<0.2	<0.2	
SW-03	SW-03	11/09/2007	Unfiltered	<0.2	<0.2	<0.2			<0.2	<0.2				0.43 Jq	<0.2	<0.2		<0.2	<0.2	<0.2	
SW-03	SW-03	05/29/2008	Unfiltered	<1	<1	<1			<1	<1				<1	<1	<1		<1	<1	<1	
SW-03	SW-03	11/05/2008	Unfiltered	<0.2	<0.2	<0.2			<0.2	<0.2				0.3 Jq	0.3 Jq	<0.2		<0.2	<0.2	<0.2	
SW-03	SW-03	06/04/2009	Unfiltered	<0.43	<0.33	<0.48	<3.1	<0.59	<0.37	<0.31	<0.27	<0.28	<0.21	<0.40	<0.49	<0.40	<0.26	<0.28	<0.36	<0.38	<0.38
SW-03	SW-03	11/11/2009	Unfiltered	<0.15	<0.17	<0.37			<0.098	<0.21	<0.20	<0.15	<0.072	<0.12	<0.18	<0.10		<0.30	<0.24	<0.19	
SW-03	SW-03	05/11/2010	Unfiltered	<0.15	<0.17	<0.37			<0.098	<0.21	<0.20	<0.15	<0.072	<0.12	<0.18	<0.10		<0.30	<0.24	<0.19	
SW-03	SW-03	1/3/2011	Unfiltered	<0.15	<0.46	<0.37			<0.098	<0.21	<0.20	<0.15	<0.072	<0.12	<0.18	<0.10		<0.30	<0.24	<0.19	
S-1	SW-04	05/20/2002	Unfiltered	<0.25	<0.30	<0.21	<0.59	<0.20	<0.28	<0.38	<0.099	<0.30	<0.12	<0.56	<0.30	<0.37	<0.16	<0.19	<0.25	<0.16	<0.30
SW-03-072203	SW-04	07/22/2003	Unfiltered	<0.40	<0.45	<0.29	<2.6	<0.46	<0.40	<0.35	<0.29	<0.27	<0.28	<0.32	<0.56	<0.60	<0.55	<0.44	<0.30	<0.40	<0.35
SW-04	SW-04	03/31/2005	Unfiltered	<0.42	<0.22	<0.45	<2.5	<0.42	<0.53	<0.22	<0.24	<0.38	<0.30	4.8	<0.35	<0.29	<0.21	<0.45	<0.31	<0.28	<0.30
SW-04	SW-04	06/22/2005	Unfiltered	<0.42	<0.22	<0.45	<2.5	<0.42	<0.53	<0.22	<0.24	<0.38	<0.30	<0.31	<0.35	<0.29	<0.21	<0.45	<0.31	<0.28	<0.30
SW-04	SW-04	12/08/2005	Unfiltered	<0.42	<0.22	<0.45	<2.5	<0.42	<0.53	<0.22	<0.24	<0.38	<0.30	3.2	<0.35	<0.29	<0.21	<0.45	<0.31	<0.28	<0.30
SW-04	SW-04	06/05/2006	Unfiltered	<0.42	<0.22	<0.45	<2.5	<0.42	<0.53	<0.22	<0.24	<0.38	<0.30	<0.31	<0.35	<0.29	<0.21	<0.45	<0.31	<0.28	<0.30
SW-04	SW-04	12/05/2006	Unfiltered	<0.2	<0.2	<0.2			0.22 Jq	<0.2				4.1	<0.2	<0.2		<0.2	<0.2	<0.2	
SW-04	SW-04	06/08/2007	Unfiltered	<0.2	<0.2	<0.2			<0.2	<0.2				<0.2	<0.2	<0.2		<0.2	<0.2	<0.2	
SW-04	SW-04	10/18/2007	Unfiltered	<0.2	<0.2	<0.2			<0.2	<0.2				<0.2	<0.2	<0.2		<0.2	<0.2	<0.2	
SW-04	SW-04	11/09/2007	Unfiltered	<0.2	<0.2	<0.2			<0.2	<0.2				<0.2	<0.2	<0.2		<0.2	<0.2	<0.2	
SW-04	SW-04	05/29/2008	Unfiltered	<1	<1	<1			<1	<1				<1	<1	<1		<1	<1	<1	
SW-04	SW-04	11/05/2008	Unfiltered	<0.2	<0.2	<0.2			<0.2	<0.2				<0.2	<0.2	<0.2		<0.2	<0.2	<0.2	
SW-04	SW-04	06/04/2009	Unfiltered	<0.43	<0.33	<0.48	<3.1	<0.59	<0.37	<0.31	<0.27	<0.28	<0.21	1.2	<0.49	<0.40	<0.26	<0.28	<0.36	<0.38	<0.38
SW-04	SW-04	11/11/2009	Unfiltered	<0.15	<0.17	<0.37			<0.098	<0.21	<0.20	<0.15	<0.072	<0.12	<0.18	<0.10		<0.30	<0.24	<0.19	
SW-04	SW-04	05/11/2010	Unfiltered	<0.15	<0.17	<0.37			<0.098	<0.21	<0.20	<0.15	<0.072	0.44 Jq	<0.18	<0.10		<0.30	<0.24	<0.19	
S-3	SW-06	05/20/2002	Unfiltered	<0.25	<0.30	<0.21	<0.59	<0.20	<0.28	<0.38	<0.099	<0.30	<0.12	<0.56	<0.30	<0.37	<0.16	<0.19	<0.25	<0.16	<0.30

Consolidation Data Summary Table - Surface Water
Beaumont Site 1

Sample Name	Sample Location	Sample Date	Filter Status	Volatile Organic Compounds																
				2,2-Dichloropropane -ug/L	1,2-Dibromoethane -ug/L	Dichlorodifluoromethane -ug/L	Ethylbenzene -ug/L	Hexachlorobutadiene -ug/L	2-Hexanone -ug/L	p-Isopropyltoluene -ug/L	Isopropylbenzene -ug/L	4-Methyl-2-Pentanone -ug/L	Methyl tert-butyl ether (MTBE) -ug/L	Methylene Chloride -ug/L	Naphthalene -ug/L	n-Propylbenzene -ug/L	Styrene -ug/L	Toluene -ug/L	1,1,1,2-Tetrachloroethane -ug/L	1,1,1-Trichloroethane -ug/L
SW-03	SW-03	12/08/2005	Unfiltered	<0.40	<0.81	<0.27	<0.17		<1.9	<0.21	<0.24	<2.4	<0.29	<2.6	<0.95	<0.30	<0.29	<0.35	<0.37	<0.32
SW-03	SW-03	06/05/2006	Unfiltered	<0.40	<0.81	<0.27	<0.17		<1.9	<0.21	<0.24	<2.4	<0.29	15 Bak	<0.95	<0.30	<0.29	<0.35	<0.37	<0.32
SW-03	SW-03	12/05/2006	Unfiltered				<0.2		<5			<5	<0.2	<0.5			2.8	<0.2		<0.2
SW-03	SW-03	12/07/2006	Unfiltered																	
SW-03	SW-03	06/08/2007	Unfiltered				<0.2		<5			<5	<0.2	<0.5			<0.2	<0.2		<0.2
SW-03	SW-03	10/18/2007	Unfiltered				<0.2		<5			<5	<0.2	<0.5			<0.2	<0.2		<0.2
SW-03	SW-03	11/09/2007	Unfiltered				<0.2		<5			<5	<0.2	<0.5			<0.2	<0.2		<0.2
SW-03	SW-03	05/29/2008	Unfiltered				<1		<5			<5	<1	<1			<1	16		<1
SW-03	SW-03	11/05/2008	Unfiltered				<0.2		<5			<5	<0.2	<0.5			<0.2	14		<0.2
SW-03	SW-03	06/04/2009	Unfiltered	<0.46	<0.47	<0.49	<0.22		<6.9	<0.26	<0.23	<4.4	<0.30	<2.6	<2.5	<0.79	<0.30	6.5	<0.35	<0.45
SW-03	SW-03	11/11/2009	Unfiltered				<0.26		<1.2			<0.95	<0.29	<0.15			<0.22	1.2		<0.12
SW-03	SW-03	05/11/2010	Unfiltered				<0.26		<1.2			<0.95	<0.29	0.27 BJkq			<0.22	<0.22		<0.12
SW-03	SW-03	1/3/2011	Unfiltered				0.90		<1.2			<0.95	<0.43	<0.15			0.52	0.22 Jq		<0.12
S-1	SW-04	05/20/2002	Unfiltered	<0.28	<0.18	<0.28	<0.12	<0.26		<0.23	<0.19	<0.15	<0.30	3 BJakq	<0.090	<0.28	<0.12	<0.16	<0.27	<0.33
SW-03-072203	SW-04	07/22/2003	Unfiltered	<0.39	<0.51	<0.47	<0.19		<2.5	<0.17	<0.17	<2.6	<0.28	<1.7	<0.56	<0.24	<0.14	3.0	<0.45	<0.46
SW-04	SW-04	03/31/2005	Unfiltered	<0.40	<0.81	<0.27	<0.17		<1.9	<0.21	<0.24	<2.4	<0.29	<2.6	<0.95	<0.30	<0.29	<0.35	<0.37	<0.32
SW-04	SW-04	06/22/2005	Unfiltered	<0.40	<0.81	<0.27	<0.17		<1.9	<0.21	<0.24	<2.4	<0.29	<2.6	<0.95	<0.30	<0.29	1.1	<0.37	<0.32
SW-04	SW-04	12/08/2005	Unfiltered	<0.40	<0.81	<0.27	<0.17		<1.9	<0.21	<0.24	<2.4	<0.29	<2.6	<0.95	<0.30	<0.29	0.66 Jq	<0.37	<0.32
SW-04	SW-04	06/05/2006	Unfiltered	<0.40	<0.81	<0.27	<0.17		<1.9	11	<0.24	<2.4	<0.29	18 Bak	<0.95	<0.30	<0.29	50	<0.37	<0.32
SW-04	SW-04	12/05/2006	Unfiltered				<0.2		<5			<5	<0.2	<0.5			<0.2	<0.2		<0.2
SW-04	SW-04	06/08/2007	Unfiltered				<0.2		<5			<5	<0.2	<0.5			<0.2	<0.2		<0.2
SW-04	SW-04	10/18/2007	Unfiltered				<0.2		<5			<5	<0.2	<0.5			<0.2	<0.2		<0.2
SW-04	SW-04	11/09/2007	Unfiltered				<0.2		<5			<5	<0.2	<0.5			<0.2	<0.2		<0.2
SW-04	SW-04	05/29/2008	Unfiltered				<1		<5			<5	<1	<1			<1	<1		<1
SW-04	SW-04	11/05/2008	Unfiltered				<0.2		<5			<5	<0.2	<0.5			<0.2	0.63 Jq		<0.2
SW-04	SW-04	06/04/2009	Unfiltered	<0.46	<0.47	<0.49	0.74 Jq		<6.9	<0.26	<0.23	<4.4	<0.30	<2.6	<2.5	<0.79	<0.30	42	<0.35	<0.45
SW-04	SW-04	11/11/2009	Unfiltered				<0.26		<1.2			<0.95	<0.29	<0.15			<0.22	0.34 Jq		<0.12
SW-04	SW-04	05/11/2010	Unfiltered				<0.26		<1.2			<0.95	<0.29	0.25 BJkq			<0.22	0.51		<0.12
S-3	SW-06	05/20/2002	Unfiltered	<0.28	<0.18	<0.28	<0.12	<0.26		<0.23	<0.19	<0.15	<0.30	3 BJakq	<0.090	<0.28	<0.12	<0.16	<0.27	<0.33

Consolidation Data Summary Table - Surface Water
Beaumont Site 1

				Volatile Organic Compounds															
Sample Name	Sample Location	Sample Date	Filter Status	1,1,2-Trichloroethane -ug/L	1,2,3-Trichlorobenzene -ug/L	1,2,4-Trichlorobenzene -ug/L	Trichloroethene -ug/L	1,2,3-Trichloropropane -ug/L	Trichlorofluoromethane -ug/L	1,1,2-Trichloro-1,2,2-Trifluoroethane -ug/L	1,2,4-Trimethylbenzene -ug/L	1,3,5-Trimethylbenzene -ug/L	1,1,2,2-Tetrachloroethane -ug/L	Tetrachloroethene -ug/L	Vinyl Acetate -ug/L	Vinyl Chloride -ug/L	m,p-Xylenes -ug/L	o-Xylene -ug/L
SW-03	SW-03	12/08/2005	Unfiltered	<0.54	<0.39	<0.35	7.5	<2.3	<0.36	<0.54	<0.26	<0.19	<0.37	<0.29	<3.2	<0.33	<0.38	<0.21
SW-03	SW-03	06/05/2006	Unfiltered	<0.54	<0.39	<0.35	4.7	<2.3	<0.36	<0.54	<0.26	<0.19	<0.37	<0.29	<3.2	<0.33	<0.38	<0.21
SW-03	SW-03	12/05/2006	Unfiltered	<0.2			4.7						<0.2	<0.2		<0.2	<0.5	<0.2
SW-03	SW-03	12/07/2006	Unfiltered															
SW-03	SW-03	06/08/2007	Unfiltered	<0.2			3						<0.2	<0.2		<0.2	<0.5	<0.2
SW-03	SW-03	10/18/2007	Unfiltered	<0.2			1.2						<0.2	<0.2		<0.2	<0.5	<0.2
SW-03	SW-03	11/09/2007	Unfiltered	<0.2			0.72 Jq						<0.2	<0.2		<0.2	<0.5	<0.2
SW-03	SW-03	05/29/2008	Unfiltered	<1			<1						<1	<1		<1	<2	<1
SW-03	SW-03	11/05/2008	Unfiltered	<0.2			0.35 Jq						<0.2	<0.2		<0.2	<0.5	<0.2
SW-03	SW-03	06/04/2009	Unfiltered	<0.54	<0.31	<0.49	<0.30	<1.3	<0.31	<0.64	<0.24	<0.23	<0.44	<0.51	<7.1	<0.33	<0.45	<0.24
SW-03	SW-03	11/11/2009	Unfiltered	<0.31			<0.17	<0.29	<0.16				<0.29	<0.17	<0.48	<0.13	<0.36	<0.41
SW-03	SW-03	05/11/2010	Unfiltered	<0.31			<0.17	<0.29	<0.16				<0.29	<0.17	<0.48	<0.13	<0.36	<0.41
SW-03	SW-03	1/3/2011	Unfiltered	<0.31			<0.26	<0.29	<0.16				<0.29	<0.23	<0.48	<0.13	<0.36	<0.41
S-1	SW-04	05/20/2002	Unfiltered	<0.34	<0.30	<0.37	<0.18	<0.46	<0.22		0.4 Jq	<0.15	<0.22	<0.21		<0.44	<0.31	<0.088
SW-03-072203	SW-04	07/22/2003	Unfiltered	<0.42	<0.40	<0.28	<0.48	<2.0	<0.27		<0.22	<0.11	<0.19	<0.20	<3.6	<0.35	<0.17	<0.16
SW-04	SW-04	03/31/2005	Unfiltered	<0.54	<0.39	<0.35	5.4	<2.3	<0.36	<0.54	<0.26	<0.19	<0.37	<0.29	<3.2	<0.33	<0.38	<0.21
SW-04	SW-04	06/22/2005	Unfiltered	<0.54	<0.39	<0.35	1.3	<2.3	<0.36	<0.54	<0.26	<0.19	<0.37	<0.29	<3.2	<0.33	<0.38	<0.21
SW-04	SW-04	12/08/2005	Unfiltered	<0.54	<0.39	<0.35	4.5	<2.3	<0.36	<0.54	<0.26	<0.19	<0.37	<0.29	<3.2	<0.33	<0.38	<0.21
SW-04	SW-04	06/05/2006	Unfiltered	<0.54	<0.39	<0.35	0.34 Jq	<2.3	<0.36	<0.54	<0.26	<0.19	<0.37	<0.29	<3.2	<0.33	<0.38	<0.21
SW-04	SW-04	12/05/2006	Unfiltered	<0.2			3.9						<0.2	<0.2		<0.2	<0.5	<0.2
SW-04	SW-04	06/08/2007	Unfiltered	<0.2			0.29 Jq						<0.2	<0.2		<0.2	<0.5	<0.2
SW-04	SW-04	10/18/2007	Unfiltered	<0.2			<0.2						<0.2	<0.2		<0.2	<0.5	<0.2
SW-04	SW-04	11/09/2007	Unfiltered	<0.2			<0.2						<0.2	<0.2		<0.2	<0.5	<0.2
SW-04	SW-04	05/29/2008	Unfiltered	<1			<1						<1	<1		<1	<2	<1
SW-04	SW-04	11/05/2008	Unfiltered	<0.2			0.39 Jq						<0.2	<0.2		<0.2	<0.5	<0.2
SW-04	SW-04	06/04/2009	Unfiltered	<0.54	<0.31	<0.49	<0.30	<1.3	<0.31	<0.64	<0.24	<0.23	<0.44	<0.51	<7.1	<0.33	<0.45	<0.24
SW-04	SW-04	11/11/2009	Unfiltered	<0.31			<0.17	<0.29	<0.16				<0.29	<0.17	<0.48	<0.13	<0.36	<0.41
SW-04	SW-04	05/11/2010	Unfiltered	<0.31			0.81	<0.29	<0.16				<0.29	<0.17	<0.48	<0.13	<0.36	<0.41
S-3	SW-06	05/20/2002	Unfiltered	<0.34	<0.30	<0.37	<0.18	<0.46	<0.22		<0.20	<0.15	<0.22	<0.21		<0.44	<0.31	<0.088

Consolidation Data Summary Table - Surface Water
Beaumont Site 1

Sample Name	Sample Location	Sample Date	Filter Status	Volatile Organic Compounds																	
				1,4-Dioxane -ug/L	Acetone -ug/L	Bromodichloromethane -ug/L	2-Butanone -ug/L	Bromobenzene -ug/L	Bromochloromethane -ug/L	Bromomethane -ug/L	Bromoform -ug/L	n-Butylbenzene -ug/L	sec-Butylbenzene -ug/L	tert-Butylbenzene -ug/L	Benzene -ug/L	Carbon Disulfide -ug/L	Chlorobenzene -ug/L	2-Chlorotoluene -ug/L	4-Chlorotoluene -ug/L	Chloroethane -ug/L	Chloromethane -ug/L
SW-07-072103	SW-06	07/21/2003	Unfiltered	2.9	<3.6	<0.33	<1.7	<0.26	<0.37	<0.90	<0.87	<0.34	<0.11	<0.23	<0.29	<0.28	<0.19	<0.67	<0.16	<0.46	<0.43
SW-06	SW-06	03/18/2004	Unfiltered	<1.1	<3.6	<0.33	<1.7	<0.26	<0.37	<0.90	<0.87	<0.34	<0.11	<0.23	<0.29	<0.28	<0.19	<0.67	<0.16	<0.46	<0.43
SW-06	SW-06	06/24/2004	Unfiltered	2.6	<3.6	<0.33	<1.7	<0.26	<0.37	<0.90	<0.87	<0.34	<0.11	<0.23	<0.29	<0.28	<0.19	<0.67	<0.16	<0.46	<0.43
SW-06	SW-06	12/15/2004	Unfiltered	2.6	<6.1	<0.27	<4.2	<0.47	<0.68	<2.9	<0.62	<0.29	<0.21	<0.17	<0.26	<1.0	<0.36	<0.24	<0.30	<0.52	<1.8
SW-06	SW-06	03/31/2005	Unfiltered	<1.1	<6.1	<0.27	<4.2	<0.47	<0.68	<2.9	<0.62	<0.29	<0.21	<0.17	<0.26	<1.0	<0.36	<0.24	<0.30	<0.52	<1.8
SW-06	SW-06	06/20/2005	Unfiltered	2.7	<6.1	<0.27	<4.2	<0.47	<0.68	<2.9	<0.62	<0.29	<0.21	<0.17	<0.26	<1.0	<0.36	<0.24	<0.30	<0.52	<1.8
SW-06	SW-06	12/08/2005	Unfiltered	2.1	<6.1	<0.27	<4.2	<0.47	<0.68	<2.9	<0.62	<0.29	<0.21	<0.17	<0.26	<1.0	<0.36	<0.24	<0.30	<0.52	<1.8
SW-06	SW-06	06/05/2006	Unfiltered	2.8 Je	11	<0.27	<4.2	<0.47	<0.68	<2.9	<0.62	<0.29	<0.21	<0.17	<0.26	<1.0	<0.36	<0.24	<0.30	<0.52	<1.8
SW-06	SW-06	12/05/2006	Unfiltered	1.6	<5	<0.2	<5			<0.2	<0.3				<0.2	<0.2	<0.2			<0.2	<0.2
SW-06	SW-06	06/08/2007	Unfiltered	1.5	<5	<0.2	<5			<0.2	<0.3				<0.2	<0.2	<0.2			<0.2	<0.2
SW-06	SW-06	11/09/2007	Unfiltered	3	<5	<0.2	<5			<0.2	<0.3				<0.2	<0.2	<0.2			<0.2	<0.2
SW-06	SW-06	01/30/2008	Unfiltered	0.91 Jq	7.8 Jq	<0.2	<5			<0.2	<0.3				<0.2	<0.2	<0.2			<0.2	<0.2
SW-06	SW-06	05/29/2008	Unfiltered	2.6	<5	<1	<5			<1	<1				<1	<1	<1			<1	<1
SW-06	SW-06	11/05/2008	Unfiltered	1.3	<5	<0.2	<5			<0.2	<0.3				<0.2	<0.2	<0.2			<0.2	<0.2
SW-06	SW-06	03/05/2009	Unfiltered	1.8	<5.0	<0.11	<1.2			<0.48	<0.13				<0.14	<0.36	<0.23			<0.35	<0.36
SW-06	SW-06	06/09/2009	Unfiltered	2.4	<9.1	<0.33	<6.9	<0.33	<0.69	<4.3	<0.55	<0.28	<0.20	<0.28	<0.28	<1.9	<0.22	<0.55	<0.21	<1.3	<0.49
SW-06	SW-06	11/10/2009	Unfiltered	2.2	<5.0	<0.11	<1.2			<0.48	<0.13				<0.14	<0.36	<0.23			<0.35	<0.36
SW-06	SW-06	05/11/2010	Unfiltered	1.9	<5.0	<0.11	<1.2			<0.48	<0.13				<0.14	<0.36	<0.23			<0.35	<0.36
SW-06	SW-06	1/5/2011	Unfiltered	1.4	<5.0	<0.11	<1.2			<0.48	<0.50				<0.14	<0.36	<0.23			<0.35	<0.36
SW-05-072103	SW-07	07/21/2003	Unfiltered	<1.1	<3.6	<0.33	<1.7	<0.26	<0.37	<0.90	<0.87	<0.34	<0.11	<0.23	<0.29	<0.28	<0.19	<0.67	<0.16	<0.46	<0.43
SW-07	SW-07	03/18/2004	Unfiltered	<1.1	<3.6	<0.33	<1.7	<0.26	<0.37	<0.90	<0.87	<0.34	<0.11	<0.23	<0.29	<0.28	<0.19	<0.67	<0.16	<0.46	<0.43
SW-07	SW-07	06/24/2004	Unfiltered	<1.1	<3.6	<0.33	<1.7	<0.26	<0.37	<0.90	<0.87	<0.34	<0.11	<0.23	<0.29	<0.28	<0.19	<0.67	<0.16	<0.46	<0.43
SW-07	SW-07	12/15/2004	Unfiltered	<1.1	<6.1	<0.27	<4.2	<0.47	<0.68	<2.9	<0.62	<0.29	<0.21	<0.17	<0.26	<1.0	<0.36	<0.24	<0.30	<0.52	<1.8
SW-07	SW-07	03/31/2005	Unfiltered	<1.1	<6.1	<0.27	<4.2	<0.47	<0.68	<2.9	<0.62	<0.29	<0.21	<0.17	<0.26	<1.0	<0.36	<0.24	<0.30	<0.52	<1.8
SW-07	SW-07	06/20/2005	Unfiltered	<1.1	<6.1	<0.27	<4.2	<0.47	<0.68	<2.9	<0.62	<0.29	<0.21	<0.17	<0.26	<1.0	<0.36	<0.24	<0.30	<0.52	<1.8
SW-07	SW-07	12/08/2005	Unfiltered	<1.1	<6.1	<0.27	<4.2	<0.47	<0.68	<2.9	<0.62	<0.29	<0.21	<0.17	<0.26	<1.0	<0.36	<0.24	<0.30	<0.52	<1.8
SW-07	SW-07	06/05/2006	Unfiltered	1.9 Jeq	12	<0.27	<4.2	<0.47	<0.68	<2.9	<0.62	<0.29	<0.21	<0.17	<0.26	<1.0	<0.36	<0.24	<0.30	<0.52	<1.8
SW-07RESAMP	SW-07	06/21/2006	Unfiltered	<0.40																	
SW-07	SW-07	12/05/2006	Unfiltered	1	<5	<0.2	<5			<0.2	<0.3				<0.2	<0.2	<0.2			<0.2	<0.2

Consolidation Data Summary Table - Surface Water
Beaumont Site 1

Sample Name	Sample Location	Sample Date	Filter Status	Volatile Organic Compounds																	
				Carbon Tetrachloride -ug/L	Chloroform -ug/L	Dibromochloromethane -ug/L	1,2-Dibromo-3-Chloropropane -ug/L	Dibromomethane -ug/L	1,1-Dichloroethane -ug/L	1,2-Dichloroethane -ug/L	1,2-Dichlorobenzene -ug/L	1,3-Dichlorobenzene -ug/L	1,4-Dichlorobenzene -ug/L	1,1-Dichloroethene -ug/L	c-1,2-Dichloroethene -ug/L	t-1,2-Dichloroethene -ug/L	1,1-Dichloropropene -ug/L	c-1,3-Dichloropropene -ug/L	t-1,3-Dichloropropene -ug/L	1,2-Dichloropropane -ug/L	1,3-Dichloropropane -ug/L
SW-07-072103	SW-06	07/21/2003	Unfiltered	<0.40	<0.45	<0.29	<2.6	<0.46	<0.40	<0.35	<0.29	<0.27	<0.28	<0.32	<0.56	<0.60	<0.55	<0.44	<0.30	<0.40	<0.35
SW-06	SW-06	03/18/2004	Unfiltered	<0.40	<0.45	<0.29	<2.6	<0.46	<0.40	<0.35	<0.29	<0.27	<0.28	<0.32	<0.56	<0.60	<0.55	<0.44	<0.30	<0.40	<0.35
SW-06	SW-06	06/24/2004	Unfiltered	<0.40	<0.45	<0.29	<2.6	<0.46	<0.40	<0.35	<0.29	<0.27	<0.28	<0.32	<0.56	<0.60	<0.55	<0.44	<0.30	<0.40	<0.35
SW-06	SW-06	12/15/2004	Unfiltered	<0.42	<0.22	<0.45	<2.5	<0.42	<0.53	<0.22	<0.24	<0.38	<0.30	<0.31	<0.35	<0.29	<0.21	<0.45	<0.31	<0.28	<0.30
SW-06	SW-06	03/31/2005	Unfiltered	<0.42	<0.22	<0.45	<2.5	<0.42	<0.53	<0.22	<0.24	<0.38	<0.30	<0.31	<0.35	<0.29	<0.21	<0.45	<0.31	<0.28	<0.30
SW-06	SW-06	06/20/2005	Unfiltered	<0.42	<0.22	<0.45	<2.5	<0.42	<0.53	<0.22	<0.24	<0.38	<0.30	<0.31	<0.35	<0.29	<0.21	<0.45	<0.31	<0.28	<0.30
SW-06	SW-06	12/08/2005	Unfiltered	<0.42	<0.22	<0.45	<2.5	<0.42	<0.53	<0.22	<0.24	<0.38	<0.30	<0.31	<0.35	<0.29	<0.21	<0.45	<0.31	<0.28	<0.30
SW-06	SW-06	06/05/2006	Unfiltered	<0.42	<0.22	<0.45	<2.5	<0.42	<0.53	<0.22	<0.24	<0.38	<0.30	<0.31	<0.35	<0.29	<0.21	<0.45	<0.31	<0.28	<0.30
SW-06	SW-06	12/05/2006	Unfiltered	<0.2	<0.2	<0.2			<0.2	<0.2				<0.2	<0.2	<0.2		<0.2	<0.2	<0.2	
SW-06	SW-06	06/08/2007	Unfiltered	<0.2	<0.2	<0.2			<0.2	<0.2				<0.2	<0.2	<0.2		<0.2	<0.2	<0.2	
SW-06	SW-06	11/09/2007	Unfiltered	<0.2	<0.2	<0.2			<0.2	<0.2				<0.2	<0.2	<0.2		<0.2	<0.2	<0.2	
SW-06	SW-06	01/30/2008	Unfiltered	<0.2	<0.2	<0.2			<0.2	<0.2				<0.2	<0.2	<0.2		<0.2	<0.2	<0.2	
SW-06	SW-06	05/29/2008	Unfiltered	<1	<1	<1			<1	<1				<1	<1	<1		<1	<1	<1	
SW-06	SW-06	11/05/2008	Unfiltered	<0.2	<0.2	<0.2			<0.2	<0.2				<0.2	<0.2	<0.2		<0.2	<0.2	<0.2	
SW-06	SW-06	03/05/2009	Unfiltered	<0.15	<0.17	<0.37			<0.098	<0.21	<0.20	<0.15	<0.072	<0.12	<0.18	<0.10		<0.30	<0.24	<0.19	
SW-06	SW-06	06/09/2009	Unfiltered	<0.43	<0.33	<0.48	<3.1	<0.59	<0.37	<0.31	<0.27	<0.28	<0.21	<0.40	<0.49	<0.40	<0.26	<0.28	<0.36	<0.38	<0.38
SW-06	SW-06	11/10/2009	Unfiltered	<0.15	<0.17	<0.37			<0.098	<0.21	<0.20	<0.15	<0.072	<0.12	<0.18	<0.10		<0.30	<0.24	<0.19	
SW-06	SW-06	05/11/2010	Unfiltered	<0.15	<0.17	<0.37			<0.098	<0.21	<0.20	<0.15	<0.072	<0.12	<0.18	<0.10		<0.30	<0.24	<0.19	
SW-06	SW-06	1/5/2011	Unfiltered	<0.15	<0.46	<0.37			<0.098	<0.21	<0.20	<0.15	<0.072	<0.12	<0.18	<0.10		<0.30	<0.24	<0.19	
SW-05-072103	SW-07	07/21/2003	Unfiltered	<0.40	<0.45	<0.29	<2.6	<0.46	<0.40	<0.35	<0.29	<0.27	<0.28	<0.32	<0.56	<0.60	<0.55	<0.44	<0.30	<0.40	<0.35
SW-07	SW-07	03/18/2004	Unfiltered	<0.40	<0.45	<0.29	<2.6	<0.46	<0.40	<0.35	<0.29	<0.27	<0.28	<0.32	<0.56	<0.60	<0.55	<0.44	<0.30	<0.40	<0.35
SW-07	SW-07	06/24/2004	Unfiltered	<0.40	<0.45	<0.29	<2.6	<0.46	<0.40	<0.35	<0.29	<0.27	<0.28	<0.32	<0.56	<0.60	<0.55	<0.44	<0.30	<0.40	<0.35
SW-07	SW-07	12/15/2004	Unfiltered	<0.42	<0.22	<0.45	<2.5	<0.42	<0.53	<0.22	<0.24	<0.38	<0.30	<0.31	<0.35	<0.29	<0.21	<0.45	<0.31	<0.28	<0.30
SW-07	SW-07	03/31/2005	Unfiltered	<0.42	<0.22	<0.45	<2.5	<0.42	<0.53	<0.22	<0.24	<0.38	<0.30	<0.31	<0.35	<0.29	<0.21	<0.45	<0.31	<0.28	<0.30
SW-07	SW-07	06/20/2005	Unfiltered	<0.42	<0.22	<0.45	<2.5	<0.42	<0.53	<0.22	<0.24	<0.38	<0.30	<0.31	<0.35	<0.29	<0.21	<0.45	<0.31	<0.28	<0.30
SW-07	SW-07	12/08/2005	Unfiltered	<0.42	<0.22	<0.45	<2.5	<0.42	<0.53	<0.22	<0.24	<0.38	<0.30	<0.31	<0.35	<0.29	<0.21	<0.45	<0.31	<0.28	<0.30
SW-07	SW-07	06/05/2006	Unfiltered	<0.42	<0.22	<0.45	<2.5	<0.42	<0.53	<0.22	<0.24	<0.38	<0.30	<0.31	<0.35	<0.29	<0.21	<0.45	<0.31	<0.28	<0.30
SW-07RESAMP	SW-07	06/21/2006	Unfiltered																		
SW-07	SW-07	12/05/2006	Unfiltered	<0.2	<0.2	<0.2			<0.2	<0.2				<0.2	<0.2	<0.2		<0.2	<0.2	<0.2	

Consolidation Data Summary Table - Surface Water
Beaumont Site 1

Sample Name	Sample Location	Sample Date	Filter Status	Volatile Organic Compounds																
				2,2-Dichloropropane -ug/L	1,2-Dibromoethane -ug/L	Dichlorodifluoromethane -ug/L	Ethylbenzene -ug/L	Hexachlorobutadiene -ug/L	2-Hexanone -ug/L	p-Isopropyltoluene -ug/L	Isopropylbenzene -ug/L	4-Methyl-2-Pentanone -ug/L	Methyl tert-butyl ether (MTBE) -ug/L	Methylene Chloride -ug/L	Naphthalene -ug/L	n-Propylbenzene -ug/L	Styrene -ug/L	Toluene -ug/L	1,1,1,2-Tetrachloroethane -ug/L	1,1,1-Trichloroethane -ug/L
SW-07-072103	SW-06	07/21/2003	Unfiltered	<0.39	<0.51	<0.47	<0.19		<2.5	<0.17	<0.17	<2.6	<0.28	<1.7	<0.56	<0.24	<0.14	<0.35	<0.45	<0.46
SW-06	SW-06	03/18/2004	Unfiltered	<0.39	<0.51	<0.47	<0.19		<2.5	<0.17	<0.17	<2.6	<0.28	<1.7	<0.56	<0.24	<0.14	<0.35	<0.45	<0.46
SW-06	SW-06	06/24/2004	Unfiltered	<0.39	<0.51	<0.47	<0.19		<2.5	<0.17	<0.17	<2.6	<0.28	<1.7	<0.56	<0.24	<0.14	<0.35	<0.45	<0.46
SW-06	SW-06	12/15/2004	Unfiltered	<0.40	<0.81	<0.27	<0.17		<1.9	<0.21	<0.24	<2.4	<0.29	<2.6	<0.95	<0.30	<0.29	<0.35	<0.37	<0.32
SW-06	SW-06	03/31/2005	Unfiltered	<0.40	<0.81	<0.27	<0.17		<1.9	<0.21	<0.24	<2.4	<0.29	<2.6	<0.95	<0.30	<0.29	<0.35	<0.37	<0.32
SW-06	SW-06	06/20/2005	Unfiltered	<0.40	<0.81	<0.27	<0.17		<1.9	<0.21	<0.24	<2.4	<0.29	<2.6	<0.95	<0.30	<0.29	<0.35	<0.37	<0.32
SW-06	SW-06	12/08/2005	Unfiltered	<0.40	<0.81	<0.27	<0.17		<1.9	<0.21	<0.24	<2.4	<0.29	<2.6	<0.95	<0.30	<0.29	<0.35	<0.37	<0.32
SW-06	SW-06	06/05/2006	Unfiltered	<0.40	<0.81	<0.27	<0.17		<1.9	<0.21	<0.24	<2.4	<0.29	24 Bak	<0.95	<0.30	<0.29	<0.35	<0.37	<0.32
SW-06	SW-06	12/05/2006	Unfiltered				<0.2		<5			<5	<0.2	<0.5			<0.2	<0.2		<0.2
SW-06	SW-06	06/08/2007	Unfiltered				<0.2		<5			<5	<0.2	<0.5			<0.2	<0.2		<0.2
SW-06	SW-06	11/09/2007	Unfiltered				<0.2		<5			<5	<0.2	<0.5			<0.2	<0.2		<0.2
SW-06	SW-06	01/30/2008	Unfiltered				<0.2		<5			<5	<0.2	<0.5			<0.2	0.51 Jq		<0.2
SW-06	SW-06	05/29/2008	Unfiltered				<1		<5			<5	<1	<1			<1	<1		<1
SW-06	SW-06	11/05/2008	Unfiltered				<0.2		<5			<5	<0.2	<0.5			<0.2	<0.2		<0.2
SW-06	SW-06	03/05/2009	Unfiltered				<0.26		<1.2			<0.95	<0.29	<0.15			<0.22	<0.22		<0.12
SW-06	SW-06	06/09/2009	Unfiltered	<0.46	<0.47	<0.49	<0.22		<6.9	<0.26	<0.23	<4.4	<0.30	<2.6	<2.5	<0.79	<0.30	<0.33	<0.35	<0.45
SW-06	SW-06	11/10/2009	Unfiltered				<0.26		<1.2			<0.95	<0.29	<0.15			<0.22	<0.22		<0.12
SW-06	SW-06	05/11/2010	Unfiltered				<0.26		<1.2			<0.95	<0.29	0.31 BJkq			<0.22	<0.22		<0.12
SW-06	SW-06	1/5/2011	Unfiltered				<0.26		<1.2			<0.95	<0.43	<0.15			<0.22	<0.22		<0.12
SW-05-072103	SW-07	07/21/2003	Unfiltered	<0.39	<0.51	<0.47	<0.19		<2.5	<0.17	<0.17	<2.6	<0.28	<1.7	<0.56	<0.24	<0.14	<0.35	<0.45	<0.46
SW-07	SW-07	03/18/2004	Unfiltered	<0.39	<0.51	<0.47	<0.19		<2.5	<0.17	<0.17	<2.6	<0.28	<1.7	<0.56	<0.24	<0.14	<0.35	<0.45	<0.46
SW-07	SW-07	06/24/2004	Unfiltered	<0.39	<0.51	<0.47	<0.19		<2.5	<0.17	<0.17	<2.6	<0.28	<1.7	<0.56	<0.24	<0.14	<0.35	<0.45	<0.46
SW-07	SW-07	12/15/2004	Unfiltered	<0.40	<0.81	<0.27	<0.17		<1.9	<0.21	<0.24	<2.4	<0.29	<2.6	<0.95	<0.30	<0.29	<0.35	<0.37	<0.32
SW-07	SW-07	03/31/2005	Unfiltered	<0.40	<0.81	<0.27	<0.17		<1.9	<0.21	<0.24	<2.4	<0.29	<2.6	<0.95	<0.30	<0.29	<0.35	<0.37	<0.32
SW-07	SW-07	06/20/2005	Unfiltered	<0.40	<0.81	<0.27	<0.17		<1.9	<0.21	<0.24	<2.4	<0.29	<2.6	<0.95	<0.30	<0.29	<0.35	<0.37	<0.32
SW-07	SW-07	12/08/2005	Unfiltered	<0.40	<0.81	<0.27	<0.17		<1.9	<0.21	<0.24	<2.4	<0.29	<2.6	<0.95	<0.30	<0.29	<0.35	<0.37	<0.32
SW-07	SW-07	06/05/2006	Unfiltered	<0.40	<0.81	<0.27	<0.17		<1.9	<0.21	<0.24	<2.4	<0.29	22 Bak	<0.95	<0.30	<0.29	<0.35	<0.37	<0.32
SW-07RESAMP	SW-07	06/21/2006	Unfiltered																	
SW-07	SW-07	12/05/2006	Unfiltered				<0.2		<5			<5	<0.2	<0.5			<0.2	<0.2		<0.2

Consolidation Data Summary Table - Surface Water
Beaumont Site 1

Sample Name	Sample Location	Sample Date	Filter Status	Volatile Organic Compounds															
				1,1,2-Trichloroethane -ug/L	1,2,3-Trichlorobenzene -ug/L	1,2,4-Trichlorobenzene -ug/L	Trichloroethene -ug/L	1,2,3-Trichloropropane -ug/L	Trichlorofluoromethane -ug/L	1,1,2-Trichloro-1,2,2-Trifluoroethane -ug/L	1,2,4-Trimethylbenzene -ug/L	1,3,5-Trimethylbenzene -ug/L	1,1,2,2-Tetrachloroethane -ug/L	Tetrachloroethene -ug/L	Vinyl Acetate -ug/L	Vinyl Chloride -ug/L	m,p-Xylenes -ug/L	o-Xylene -ug/L
SW-07-072103	SW-06	07/21/2003	Unfiltered	<0.42	<0.40	<0.28	<0.48	<2.0	<0.27		<0.22	<0.11	<0.19	<0.20	<3.6	<0.35	<0.17	<0.16
SW-06	SW-06	03/18/2004	Unfiltered	<0.42	<0.40	<0.28	<0.48	<2.0	<0.27	<0.70	<0.22	<0.11	<0.19	<0.20	<3.6	<0.35	<0.17	<0.16
SW-06	SW-06	06/24/2004	Unfiltered	<0.42	<0.40	<0.28	<0.48	<2.0	<0.27	<0.70	<0.22	<0.11	<0.19	<0.20	<3.6	<0.35	<0.17	<0.16
SW-06	SW-06	12/15/2004	Unfiltered	<0.54	<0.39	<0.35	<0.30	<2.3	<0.36	<0.54	<0.26	<0.19	<0.37	<0.29	<3.2	<0.33	<0.38	<0.21
SW-06	SW-06	03/31/2005	Unfiltered	<0.54	<0.39	<0.35	<0.30	<2.3	<0.36	<0.54	<0.26	<0.19	<0.37	<0.29	<3.2	<0.33	<0.38	<0.21
SW-06	SW-06	06/20/2005	Unfiltered	<0.54	<0.39	<0.35	<0.30	<2.3	<0.36	<0.54	<0.26	<0.19	<0.37	<0.29	<3.2	<0.33	<0.38	<0.21
SW-06	SW-06	12/08/2005	Unfiltered	<0.54	<0.39	<0.35	<0.30	<2.3	<0.36	<0.54	<0.26	<0.19	<0.37	<0.29	<3.2	<0.33	<0.38	<0.21
SW-06	SW-06	06/05/2006	Unfiltered	<0.54	<0.39	<0.35	<0.30	<2.3	<0.36	<0.54	<0.26	<0.19	<0.37	<0.29	<3.2	<0.33	<0.38	<0.21
SW-06	SW-06	12/05/2006	Unfiltered	<0.2			<0.2						<0.2	<0.2		<0.2	<0.5	<0.2
SW-06	SW-06	06/08/2007	Unfiltered	<0.2			<0.2						<0.2	<0.2		<0.2	<0.5	<0.2
SW-06	SW-06	11/09/2007	Unfiltered	<0.2			<0.2						<0.2	<0.2		<0.2	<0.5	<0.2
SW-06	SW-06	01/30/2008	Unfiltered	<0.2			<0.2						<0.2	<0.2		<0.2	<0.5	<0.2
SW-06	SW-06	05/29/2008	Unfiltered	<1			<1						<1	<1		<1	<2	<1
SW-06	SW-06	11/05/2008	Unfiltered	<0.2			<0.2						<0.2	<0.2		<0.2	<0.5	<0.2
SW-06	SW-06	03/05/2009	Unfiltered	<0.31			<0.17		<0.16				<0.29	<0.17	<0.48	<0.13	<0.36	<0.41
SW-06	SW-06	06/09/2009	Unfiltered	<0.54	<0.31	<0.49	<0.30	<1.3	<0.31	<0.64	<0.24	<0.23	<0.44	<0.51	<7.1	<0.33	<0.45	<0.24
SW-06	SW-06	11/10/2009	Unfiltered	<0.31			<0.17	<0.29	<0.16				<0.29	<0.17	<0.48	<0.13	<0.36	<0.41
SW-06	SW-06	05/11/2010	Unfiltered	<0.31			<0.17	<0.29	<0.16				<0.29	<0.17	<0.48	<0.13	<0.36	<0.41
SW-06	SW-06	1/5/2011	Unfiltered	<0.31			<0.25	<0.29	<0.16				<0.29	<0.23	<0.48	<0.13	<0.36	<0.41
SW-05-072103	SW-07	07/21/2003	Unfiltered	<0.42	<0.40	<0.28	<0.48	<2.0	<0.27		<0.22	<0.11	<0.19	<0.20	<3.6	<0.35	<0.17	<0.16
SW-07	SW-07	03/18/2004	Unfiltered	<0.42	<0.40	<0.28	<0.48	<2.0	<0.27	<0.70	<0.22	<0.11	<0.19	<0.20	<3.6	<0.35	<0.17	<0.16
SW-07	SW-07	06/24/2004	Unfiltered	<0.42	<0.40	<0.28	<0.48	<0.00081	<0.27	<0.70	<0.22	<0.11	<0.19	<0.20	<3.6	<0.35	<0.17	<0.16
SW-07	SW-07	12/15/2004	Unfiltered	<0.54	<0.39	<0.35	<0.30	<2.3	<0.36	<0.54	<0.26	<0.19	<0.37	<0.29	<3.2	<0.33	<0.38	<0.21
SW-07	SW-07	03/31/2005	Unfiltered	<0.54	<0.39	<0.35	<0.30	<2.3	<0.36	<0.54	<0.26	<0.19	<0.37	<0.29	<3.2	<0.33	<0.38	<0.21
SW-07	SW-07	06/20/2005	Unfiltered	<0.54	<0.39	<0.35	<0.30	<2.3	<0.36	<0.54	<0.26	<0.19	<0.37	<0.29	<3.2	<0.33	<0.38	<0.21
SW-07	SW-07	12/08/2005	Unfiltered	<0.54	<0.39	<0.35	<0.30	<2.3	<0.36	<0.54	<0.26	<0.19	<0.37	<0.29	<3.2	<0.33	<0.38	<0.21
SW-07	SW-07	06/05/2006	Unfiltered	<0.54	<0.39	<0.35	<0.30	<2.3	<0.36	<0.54	<0.26	<0.19	<0.37	<0.29	<3.2	<0.33	<0.38	<0.21
SW-07RESAMP	SW-07	06/21/2006	Unfiltered															
SW-07	SW-07	12/05/2006	Unfiltered	<0.2			<0.2						<0.2	<0.2		<0.2	<0.5	<0.2

Consolidation Data Summary Table - Surface Water
Beaumont Site 1

Sample Name	Sample Location	Sample Date	Filter Status	Volatile Organic Compounds																	
				1,4-Dioxane -ug/L	Acetone -ug/L	Bromodichloromethane -ug/L	2-Butanone -ug/L	Bromobenzene -ug/L	Bromochloromethane -ug/L	Bromomethane -ug/L	Bromoform -ug/L	n-Butylbenzene -ug/L	sec-Butylbenzene -ug/L	tert-Butylbenzene -ug/L	Benzene -ug/L	Carbon Disulfide -ug/L	Chlorobenzene -ug/L	2-Chlorotoluene -ug/L	4-Chlorotoluene -ug/L	Chloroethane -ug/L	Chloromethane -ug/L
SW-07	SW-07	06/08/2007	Unfiltered	0.85 Jfq	<5	<0.2	<5			<0.2	<0.3				<0.2	<0.2	<0.2			<0.2	<0.2
SW-07	SW-07	10/19/2007	Unfiltered		<5	<0.2	<5			<0.2	<0.3				<0.2	<0.2	<0.2			<0.2	<0.2
SW-07	SW-07	11/09/2007	Unfiltered	1.2	<5	<0.2	<5			<0.2	<0.3				<0.2	<0.2	<0.2			<0.2	<0.2
SW-07	SW-07	01/30/2008	Unfiltered	<0.58	6.3 Jq	<0.2	<5			<0.2	<0.3				<0.2	<0.2	<0.2			<0.2	<0.2
SW-07	SW-07	05/29/2008	Unfiltered	3.9	<5	<1	<5			<1	<1				<1	<1	<1			<1	<1
SW-07	SW-07	03/05/2009	Unfiltered	1.1	<5.0	<0.11	<1.2			<0.48	<0.13				<0.14	<0.36	<0.23			<0.35	<0.36
SW-07	SW-07	06/04/2009	Unfiltered	<0.40	<9.1	<0.33	<6.9	<0.33	<0.69	<4.3	<0.55	<0.28	<0.20	<0.28	<0.28	<1.9	<0.22	<0.55	<0.21	<1.3	<0.49
SW-07	SW-07	05/11/2010	Unfiltered	1.4	<5.0	<0.11	<1.2			<0.48	<0.13				<0.14	<0.36	<0.23			<0.35	<0.36
SW-07	SW-07	1/5/2011	Unfiltered	0.90	<5.0	<0.11	<1.2			<0.48	<0.50				<0.14	<0.36	<0.23			<0.35	<0.36
SW-08	SW-08	03/31/2005	Unfiltered	<1.1	15	<0.27	<4.2	<0.47	<0.68	<2.9	<0.62	<0.29	<0.21	<0.17	<0.26	<1.0	<0.36	<0.24	<0.30	<0.52	<1.8
SW-08	SW-08	01/30/2008	Unfiltered	<0.58	8.6 Jq	<0.2	<5			<0.2	<0.3				<0.2	<0.2	<0.2			<0.2	<0.2
SW-08	SW-08	1/3/2011	Unfiltered	<0.10	7.1 Jq	<0.11	<1.2			<0.48	<0.50				<0.14	<0.36	<0.23			<0.35	<0.36
SW-04-072103	SW-09	07/21/2003	Unfiltered	<1.1	<3.6	<0.33	<1.7	<0.26	<0.37	<0.90	<0.87	<0.34	<0.11	<0.23	<0.29	<0.28	<0.19	<0.67	<0.16	<0.46	<0.43
FSW-MAR04	SW-09	03/18/2004	Unfiltered	<1.1	<3.6	<0.33	<1.7	<0.26	<0.37	<0.90	<0.87	<0.34	<0.11	<0.23	<0.29	<0.28	<0.19	<0.67	<0.16	<0.46	<0.43
FSW-JUNE04	SW-09	06/24/2004	Unfiltered	4.2	<3.6	<0.33	<1.7	<0.26	<0.37	<0.90	<0.87	<0.34	<0.11	<0.23	<0.29	<0.28	<0.19	<0.67	<0.16	<0.46	<0.43
FSW-DEC04	SW-09	12/15/2004	Unfiltered	3.2	<6.1	<0.27	<4.2	<0.47	<0.68	<2.9	<0.62	<0.29	<0.21	<0.17	<0.26	<1.0	<0.36	<0.24	<0.30	<0.52	<1.8
FSW-JUNE05	SW-09	06/20/2005	Unfiltered	<1.1	<6.1	<0.27	<4.2	<0.47	<0.68	<2.9	<0.62	<0.29	<0.21	<0.17	<0.26	<1.0	<0.36	<0.24	<0.30	<0.52	<1.8
FSW-DEC05	SW-09	12/08/2005	Unfiltered	2.8	<6.1	<0.27	<4.2	<0.47	<0.68	<2.9	<0.62	<0.29	<0.21	<0.17	<0.26	<1.0	<0.36	<0.24	<0.30	<0.52	<1.8
FSW-JUNE06	SW-09	06/05/2006	Unfiltered	2.4 Je	7.8 Jq	<0.27	<4.2	<0.47	<0.68	<2.9	<0.62	<0.29	<0.21	<0.17	<0.26	<1.0	<0.36	<0.24	<0.30	<0.52	<1.8
FSW-DEC06	SW-09	12/05/2006	Unfiltered	3.3	<5	<0.2	<5			<0.2	<0.3				<0.2	<0.2	<0.2			<0.2	<0.2
FSW-JUNE07	SW-09	06/08/2007	Unfiltered	3.2	<5	<0.2	<5			<0.2	<0.3				<0.2	<0.2	<0.2			<0.2	<0.2
FSW-NOV07	SW-09	11/09/2007	Unfiltered	3.1	<5	<0.2	<5			<0.2	<0.3				<0.2	<0.2	<0.2			<0.2	<0.2
SW-09	SW-09	01/30/2008	Unfiltered	0.62 Jq	<5	<0.2	<5			<0.2	<0.3				<0.2	<0.2	<0.2			<0.2	<0.2
SW-09	SW-09	05/29/2008	Unfiltered	<0.57	<5	<1	<5			<1	<1				<1	<1	<1			<1	<1
SW-09	SW-09	11/05/2008	Unfiltered	2.1	5.4 Jq	<0.2	<5			<0.2	<0.3				<0.2	<0.2	<0.2			<0.2	<0.2
SW-09	SW-09	03/05/2009	Unfiltered	1.5	<5.0	<0.11	<1.2			<0.48	<0.13				<0.14	<0.36	<0.23			<0.35	<0.36
SW-09	SW-09	06/04/2009	Unfiltered	<0.40	<9.1	<0.33	<6.9	<0.33	<0.69	<4.3	<0.55	<0.28	<0.20	<0.28	<0.28	<1.9	<0.22	<0.55	<0.21	<1.3	<0.49
SW-09	SW-09	11/10/2009	Unfiltered	3.7	<5.0	<0.11	<1.2			<0.48	<0.13				<0.14	<0.36	<0.23			<0.35	<0.36
SW-09	SW-09	1/4/2011	Unfiltered	1.6	9.7 Jq	<0.11	2.1 Jq			<0.48	<0.50				<0.14	<0.36	<0.23			<0.35	<0.36

Consolidation Data Summary Table - Surface Water
Beaumont Site 1

Sample Name	Sample Location	Sample Date	Filter Status	Volatile Organic Compounds																
				Carbon Tetrachloride -ug/L	Chloroform -ug/L	Dibromochloromethane -ug/L	1,2-Dibromo-3-Chloropropane -ug/L	Dibromomethane -ug/L	1,1-Dichloroethane -ug/L	1,2-Dichloroethane -ug/L	1,2-Dichlorobenzene -ug/L	1,3-Dichlorobenzene -ug/L	1,4-Dichlorobenzene -ug/L	1,1-Dichloroethene -ug/L	c-1,2-Dichloroethene -ug/L	t-1,2-Dichloroethene -ug/L	1,1-Dichloropropene -ug/L	c-1,3-Dichloropropene -ug/L	t-1,3-Dichloropropene -ug/L	1,2-Dichloropropane -ug/L	1,3-Dichloropropane -ug/L
SW-07	SW-07	06/08/2007	Unfiltered	<0.2	<0.2	<0.2			<0.2	<0.2				<0.2	<0.2	<0.2		<0.2	<0.2	<0.2	
SW-07	SW-07	10/19/2007	Unfiltered	<0.2	<0.2	<0.2			<0.2	<0.2				<0.2	<0.2	<0.2		<0.2	<0.2	<0.2	
SW-07	SW-07	11/09/2007	Unfiltered	<0.2	<0.2	<0.2			<0.2	<0.2				<0.2	<0.2	<0.2		<0.2	<0.2	<0.2	
SW-07	SW-07	01/30/2008	Unfiltered	<0.2	<0.2	<0.2			<0.2	<0.2				<0.2	<0.2	<0.2		<0.2	<0.2	<0.2	
SW-07	SW-07	05/29/2008	Unfiltered	<1	<1	<1			<1	<1				<1	<1	<1		<1	<1	<1	
SW-07	SW-07	03/05/2009	Unfiltered	<0.15	<0.17	<0.37			<0.098	<0.21	<0.20	<0.15	<0.072	<0.12	<0.18	<0.10		<0.30	<0.24	<0.19	
SW-07	SW-07	06/04/2009	Unfiltered	<0.43	<0.33	<0.48	<3.1	<0.59	<0.37	<0.31	<0.27	<0.28	<0.21	<0.40	<0.49	<0.40	<0.26	<0.28	<0.36	<0.38	<0.38
SW-07	SW-07	05/11/2010	Unfiltered	<0.15	<0.17	<0.37			<0.098	<0.21	<0.20	<0.15	<0.072	<0.12	<0.18	<0.10		<0.30	<0.24	<0.19	
SW-07	SW-07	1/5/2011	Unfiltered	<0.15	<0.46	<0.37			<0.098	<0.21	<0.20	<0.15	<0.072	<0.12	<0.18	<0.10		<0.30	<0.24	<0.19	
SW-08	SW-08	03/31/2005	Unfiltered	<0.42	<0.22	<0.45	<2.5	<0.42	<0.53	<0.22	<0.24	<0.38	<0.30	<0.31	<0.35	<0.29	<0.21	<0.45	<0.31	<0.28	<0.30
SW-08	SW-08	01/30/2008	Unfiltered	<0.2	<0.2	<0.2			<0.2	<0.2				<0.2	<0.2	<0.2		<0.2	<0.2	<0.2	
SW-08	SW-08	1/3/2011	Unfiltered	<0.15	<0.46	<0.37			<0.098	<0.21	<0.20	<0.15	<0.072	<0.12	<0.18	<0.10		<0.30	<0.24	<0.19	
SW-04-072103	SW-09	07/21/2003	Unfiltered	<0.40	<0.45	<0.29	<2.6	<0.46	<0.40	<0.35	<0.29	<0.27	<0.28	<0.32	<0.56	<0.60	<0.55	<0.44	<0.30	<0.40	<0.35
FSW-MAR04	SW-09	03/18/2004	Unfiltered	<0.40	<0.45	<0.29	<2.6	<0.46	<0.40	<0.35	<0.29	<0.27	<0.28	<0.32	<0.56	<0.60	<0.55	<0.44	<0.30	<0.40	<0.35
FSW-JUNE04	SW-09	06/24/2004	Unfiltered	<0.40	<0.45	<0.29	<2.6	<0.46	<0.40	<0.35	<0.29	<0.27	<0.28	<0.32	<0.56	<0.60	<0.55	<0.44	<0.30	<0.40	<0.35
FSW-DEC04	SW-09	12/15/2004	Unfiltered	<0.42	<0.22	<0.45	<2.5	<0.42	<0.53	<0.22	<0.24	<0.38	<0.30	<0.31	<0.35	<0.29	<0.21	<0.45	<0.31	<0.28	<0.30
FSW-JUNE05	SW-09	06/20/2005	Unfiltered	<0.42	<0.22	<0.45	<2.5	<0.42	<0.53	<0.22	<0.24	<0.38	<0.30	<0.31	<0.35	<0.29	<0.21	<0.45	<0.31	<0.28	<0.30
FSW-DEC05	SW-09	12/08/2005	Unfiltered	<0.42	<0.22	<0.45	<2.5	<0.42	<0.53	<0.22	<0.24	<0.38	<0.30	<0.31	<0.35	<0.29	<0.21	<0.45	<0.31	<0.28	<0.30
FSW-JUNE06	SW-09	06/05/2006	Unfiltered	<0.42	<0.22	<0.45	<2.5	<0.42	<0.53	<0.22	<0.24	<0.38	<0.30	<0.31	<0.35	<0.29	<0.21	<0.45	<0.31	<0.28	<0.30
FSW-DEC06	SW-09	12/05/2006	Unfiltered	<0.2	<0.2	<0.2			<0.2	<0.2				<0.2	<0.2	<0.2		<0.2	<0.2	<0.2	
FSW-JUNE07	SW-09	06/08/2007	Unfiltered	<0.2	<0.2	<0.2			<0.2	<0.2				<0.2	<0.2	<0.2		<0.2	<0.2	<0.2	
FSW-NOV07	SW-09	11/09/2007	Unfiltered	<0.2	<0.2	<0.2			<0.2	<0.2				0.28 Jq	<0.2	<0.2		<0.2	<0.2	<0.2	
SW-09	SW-09	01/30/2008	Unfiltered	<0.2	<0.2	<0.2			<0.2	<0.2				<0.2	<0.2	<0.2		<0.2	<0.2	<0.2	
SW-09	SW-09	05/29/2008	Unfiltered	<1	<1	<1			<1	<1				<1	<1	<1		<1	<1	<1	
SW-09	SW-09	11/05/2008	Unfiltered	<0.2	<0.2	<0.2			<0.2	<0.2				<0.2	<0.2	<0.2		<0.2	<0.2	<0.2	
SW-09	SW-09	03/05/2009	Unfiltered	<0.15	<0.17	<0.37			<0.098	<0.21	<0.20	<0.15	<0.072	<0.12	<0.18	<0.10		<0.30	<0.24	<0.19	
SW-09	SW-09	06/04/2009	Unfiltered	<0.43	<0.33	<0.48	<3.1	<0.59	<0.37	<0.31	<0.27	<0.28	<0.21	<0.40	<0.49	<0.40	<0.26	<0.28	<0.36	<0.38	<0.38
SW-09	SW-09	11/10/2009	Unfiltered	<0.15	<0.17	<0.37			<0.098	<0.21	<0.20	<0.15	<0.072	0.23 Jq	<0.18	<0.10		<0.30	<0.24	<0.19	
SW-09	SW-09	1/4/2011	Unfiltered	<0.15	<0.46	<0.37			<0.098	<0.21	<0.20	<0.15	<0.072	<0.12	<0.18	<0.10		<0.30	<0.24	<0.19	

Consolidation Data Summary Table - Surface Water
Beaumont Site 1

Sample Name	Sample Location	Sample Date	Filter Status	Volatile Organic Compounds																
				2,2-Dichloropropane -ug/L	1,2-Dibromoethane -ug/L	Dichlorodifluoromethane -ug/L	Ethylbenzene -ug/L	Hexachlorobutadiene -ug/L	2-Hexanone -ug/L	p-Isopropyltoluene -ug/L	Isopropylbenzene -ug/L	4-Methyl-2-Pentanone -ug/L	Methyl tert-butyl ether (MTBE) -ug/L	Methylene Chloride -ug/L	Naphthalene -ug/L	n-Propylbenzene -ug/L	Styrene -ug/L	Toluene -ug/L	1,1,1,2-Tetrachloroethane -ug/L	1,1,1-Trichloroethane -ug/L
SW-07	SW-07	06/08/2007	Unfiltered				<0.2		<5			<5	<0.2	<0.5			<0.2	<0.2		<0.2
SW-07	SW-07	10/19/2007	Unfiltered				<0.2		<5			<5	<0.2	<0.5			<0.2	<0.2		<0.2
SW-07	SW-07	11/09/2007	Unfiltered				<0.2		<5			<5	<0.2	<0.5			<0.2	<0.2		<0.2
SW-07	SW-07	01/30/2008	Unfiltered				<0.2		<5			<5	<0.2	<0.5			<0.2	<0.2		<0.2
SW-07	SW-07	05/29/2008	Unfiltered				<1		<5			<5	<1	1.7 Jq			<1	<1		<1
SW-07	SW-07	03/05/2009	Unfiltered				<0.26		<1.2			<0.95	<0.29	<0.15			<0.22	<0.22		<0.12
SW-07	SW-07	06/04/2009	Unfiltered	<0.46	<0.47	<0.49	<0.22		<6.9	<0.26	<0.23	<4.4	<0.30	<2.6	<2.5	<0.79	<0.30	<0.33	<0.35	<0.45
SW-07	SW-07	05/11/2010	Unfiltered				<0.26		<1.2			<0.95	<0.29	0.34 BJkq			<0.22	<0.22		<0.12
SW-07	SW-07	1/5/2011	Unfiltered				<0.26		<1.2			<0.95	<0.43	0.17 BJkq			<0.22	<0.22		<0.12
SW-08	SW-08	03/31/2005	Unfiltered	<0.40	<0.81	<0.27	<0.17		<1.9	<0.21	<0.24	<2.4	<0.29	<2.6	<0.95	<0.30	<0.29	<0.35	<0.37	<0.32
SW-08	SW-08	01/30/2008	Unfiltered				<0.2		<5			<5	<0.2	<0.5			<0.2	<0.2		<0.2
SW-08	SW-08	1/3/2011	Unfiltered				<0.26		<1.2			<0.95	<0.43	<0.15			<0.22	<0.22		<0.12
SW-04-072103	SW-09	07/21/2003	Unfiltered	<0.39	<0.51	<0.47	<0.19		<2.5	<0.17	<0.17	<2.6	<0.28	<1.7	<0.56	<0.24	<0.14	<0.35	<0.45	<0.46
FSW-MAR04	SW-09	03/18/2004	Unfiltered	<0.39	<0.51	<0.47	<0.19		<2.5	<0.17	<0.17	<2.6	<0.28	<1.7	<0.56	<0.24	<0.14	<0.35	<0.45	<0.46
FSW-JUNE04	SW-09	06/24/2004	Unfiltered	<0.39	<0.51	<0.47	<0.19		<2.5	<0.17	<0.17	<2.6	<0.28	<1.7	<0.56	<0.24	<0.14	<0.35	<0.45	<0.46
FSW-DEC04	SW-09	12/15/2004	Unfiltered	<0.40	<0.81	<0.27	<0.17		<1.9	<0.21	<0.24	<2.4	<0.29	<2.6	<0.95	<0.30	<0.29	<0.35	<0.37	<0.32
FSW-JUNE05	SW-09	06/20/2005	Unfiltered	<0.40	<0.81	<0.27	<0.17		<1.9	<0.21	<0.24	<2.4	<0.29	<2.6	<0.95	<0.30	<0.29	<0.35	<0.37	<0.32
FSW-DEC05	SW-09	12/08/2005	Unfiltered	<0.40	<0.81	<0.27	<0.17		<1.9	<0.21	<0.24	<2.4	<0.29	<2.6	<0.95	<0.30	<0.29	<0.35	<0.37	<0.32
FSW-JUNE06	SW-09	06/05/2006	Unfiltered	<0.40	<0.81	<0.27	<0.17		<1.9	<0.21	<0.24	<2.4	<0.29	23 Bak	<0.95	<0.30	<0.29	<0.35	<0.37	<0.32
FSW-DEC06	SW-09	12/05/2006	Unfiltered				<0.2		<5			<5	<0.2	<0.5			<0.2	<0.2		<0.2
FSW-JUNE07	SW-09	06/08/2007	Unfiltered				<0.2		<5			<5	<0.2	<0.5			<0.2	<0.2		<0.2
FSW-NOV07	SW-09	11/09/2007	Unfiltered				<0.2		<5			<5	<0.2	<0.5			<0.2	<0.2		<0.2
SW-09	SW-09	01/30/2008	Unfiltered				<0.2		<5			<5	<0.2	<0.5			<0.2	<0.2		<0.2
SW-09	SW-09	05/29/2008	Unfiltered				<1		<5			<5	<1	<1			<1	<1		<1
SW-09	SW-09	11/05/2008	Unfiltered				<0.2		<5			<5	<0.2	<0.5			0.22 Jq	<0.2		<0.2
SW-09	SW-09	03/05/2009	Unfiltered				<0.26		<1.2			<0.95	<0.29	<0.15			<0.22	<0.22 Jq		<0.12
SW-09	SW-09	06/04/2009	Unfiltered	<0.46	<0.47	<0.49	<0.22		<6.9	<0.26	<0.23	<4.4	<0.30	<2.6	<2.5	<0.79	<0.30	<0.33	<0.35	<0.45
SW-09	SW-09	11/10/2009	Unfiltered				<0.26		<1.2			<0.95	<0.29	<0.15			0.27 Jq	<0.22		<0.12
SW-09	SW-09	1/4/2011	Unfiltered				0.46 Jq		<1.2			<0.95	<0.43	<0.15			0.52	<0.22		<0.12

Consolidation Data Summary Table - Surface Water
Beaumont Site 1

Sample Name	Sample Location	Sample Date	Filter Status	Volatile Organic Compounds															
				1,1,2-Trichloroethane -ug/L	1,2,3-Trichlorobenzene -ug/L	1,2,4-Trichlorobenzene -ug/L	Trichloroethene -ug/L	1,2,3-Trichloropropane -ug/L	Trichlorofluoromethane -ug/L	1,1,2-Trichloro-1,2,2-Trifluoroethane -ug/L	1,2,4-Trimethylbenzene -ug/L	1,3,5-Trimethylbenzene -ug/L	1,1,2,2-Tetrachloroethane -ug/L	Tetrachloroethene -ug/L	Vinyl Acetate -ug/L	Vinyl Chloride -ug/L	m,p-Xylenes -ug/L	o-Xylene -ug/L
SW-07	SW-07	06/08/2007	Unfiltered	<0.2			<0.2						<0.2	<0.2		<0.2	<0.5	<0.2
SW-07	SW-07	10/19/2007	Unfiltered	<0.2			<0.2						<0.2	<0.2		<0.2	<0.5	<0.2
SW-07	SW-07	11/09/2007	Unfiltered	<0.2			<0.2						<0.2	<0.2		<0.2	<0.5	<0.2
SW-07	SW-07	01/30/2008	Unfiltered	<0.2			<0.2						<0.2	<0.2		<0.2	<0.5	<0.2
SW-07	SW-07	05/29/2008	Unfiltered	<1			<1						<1	<1		<1	<2	<1
SW-07	SW-07	03/05/2009	Unfiltered	<0.31			<0.17		<0.16				<0.29	<0.17	<0.48	<0.13	<0.36	<0.41
SW-07	SW-07	06/04/2009	Unfiltered	<0.54	<0.31	<0.49	<0.30	<1.3	<0.31	<0.64	<0.24	<0.23	<0.44	<0.51	<7.1	<0.33	<0.45	<0.24
SW-07	SW-07	05/11/2010	Unfiltered	<0.31			<0.17	<0.29	<0.16				<0.29	<0.17	<0.48	<0.13	<0.36	<0.41
SW-07	SW-07	1/5/2011	Unfiltered	<0.31			<0.25	<0.29	<0.16				<0.29	<0.23	<0.48	<0.13	<0.36	<0.41
SW-08	SW-08	03/31/2005	Unfiltered	<0.54	<0.39	<0.35	<0.30	<2.3	<0.36	<0.54	<0.26	<0.19	<0.37	<0.29	<3.2	<0.33	<0.38	<0.21
SW-08	SW-08	01/30/2008	Unfiltered	<0.2			<0.2						<0.2	<0.2		<0.2	<0.5	<0.2
SW-08	SW-08	1/3/2011	Unfiltered	<0.31			<0.26	<0.29	<0.16				<0.29	<0.23	<0.48	<0.13	<0.36	<0.41
SW-04-072103	SW-09	07/21/2003	Unfiltered	<0.42	<0.40	<0.28	<0.48	<2.0	<0.27		<0.22	<0.11	<0.19	<0.20	<3.6	<0.35	<0.17	<0.16
FSW-MAR04	SW-09	03/18/2004	Unfiltered	<0.42	<0.40	<0.28	<0.48	<2.0	<0.27	<0.70	<0.22	<0.11	<0.19	<0.20	<3.6	<0.35	<0.17	<0.16
FSW-JUNE04	SW-09	06/24/2004	Unfiltered	<0.42	<0.40	<0.28	<0.48	<0.00081	<0.27	<0.70	<0.22	<0.11	<0.19	<0.20	<3.6	<0.35	<0.17	<0.16
FSW-DEC04	SW-09	12/15/2004	Unfiltered	<0.54	<0.39	<0.35	<0.30	<2.3	<0.36	<0.54	<0.26	<0.19	<0.37	<0.29	<3.2	<0.33	<0.38	<0.21
FSW-JUNE05	SW-09	06/20/2005	Unfiltered	<0.54	<0.39	<0.35	<0.30	<2.3	<0.36	<0.54	<0.26	<0.19	<0.37	<0.29	<3.2	<0.33	<0.38	<0.21
FSW-DEC05	SW-09	12/08/2005	Unfiltered	<0.54	<0.39	<0.35	<0.30	<2.3	<0.36	<0.54	<0.26	<0.19	<0.37	<0.29	<3.2	<0.33	<0.38	<0.21
FSW-JUNE06	SW-09	06/05/2006	Unfiltered	<0.54	<0.39	<0.35	<0.30	<2.3	<0.36	<0.54	<0.26	<0.19	<0.37	<0.29	<3.2	<0.33	<0.38	<0.21
FSW-DEC06	SW-09	12/05/2006	Unfiltered	<0.2			<0.2						<0.2	<0.2		<0.2	<0.5	<0.2
FSW-JUNE07	SW-09	06/08/2007	Unfiltered	<0.2			<0.2						<0.2	<0.2		<0.2	<0.5	<0.2
FSW-NOV07	SW-09	11/09/2007	Unfiltered	<0.2			0.28 Jq						<0.2	<0.2		<0.2	<0.5	<0.2
SW-09	SW-09	01/30/2008	Unfiltered	<0.2			<0.2						<0.2	<0.2		<0.2	<0.5	<0.2
SW-09	SW-09	05/29/2008	Unfiltered	<1			<1						<1	<1		<1	<2	<1
SW-09	SW-09	11/05/2008	Unfiltered	<0.2			<0.2						<0.2	<0.2		<0.2	<0.5	<0.2
SW-09	SW-09	03/05/2009	Unfiltered	<0.31			<0.17		<0.16				<0.29	<0.17	<0.48	<0.13	<0.36	<0.41
SW-09	SW-09	06/04/2009	Unfiltered	<0.54	<0.31	<0.49	<0.30	<1.3	<0.31	<0.64	<0.24	<0.23	<0.44	<0.51	<7.1	<0.33	<0.45	<0.24
SW-09	SW-09	11/10/2009	Unfiltered	<0.31			<0.17	<0.29	<0.16				<0.29	<0.17	<0.48	<0.13	<0.36	<0.41
SW-09	SW-09	1/4/2011	Unfiltered	<0.31			<0.26	<0.29	<0.16				<0.29	<0.23	<0.48	<0.13	<0.36	<0.41

Consolidation Data Summary Table - Surface Water
Beaumont Site 1

Sample Name	Sample Location	Sample Date	Filter Status	Volatile Organic Compounds																	
				1,4-Dioxane -ug/L	Acetone -ug/L	Bromodichloromethane -ug/L	2-Butanone -ug/L	Bromobenzene -ug/L	Bromochloromethane -ug/L	Bromomethane -ug/L	Bromoform -ug/L	n-Butylbenzene -ug/L	sec-Butylbenzene -ug/L	tert-Butylbenzene -ug/L	Benzene -ug/L	Carbon Disulfide -ug/L	Chlorobenzene -ug/L	2-Chlorotoluene -ug/L	4-Chlorotoluene -ug/L	Chloroethane -ug/L	Chloromethane -ug/L
SW-10	SW-10	01/30/2008	Unfiltered	<0.57	<5	<0.2	<5			<0.2	<0.3				<0.2	<0.2	<0.2			<0.2	<0.2
SW-10	SW-10	1/3/2011	Unfiltered	0.28	6.7 Jq	<0.11	<1.2			<0.48	<0.50				<0.14	<0.36	<0.23			<0.35	<0.36
SW-11	SW-11	01/30/2008	Unfiltered	2.1	6.3 Jq	<0.2	<5			<0.2	<0.3				<0.2	<0.2	<0.2			<0.2	<0.2
SW-12	SW-12	01/30/2008	Unfiltered	<0.56	<5	<0.2	<5			<0.2	<0.3				<0.2	<0.2	<0.2			<0.2	<0.2
FSW-MAR05	SW-13	03/31/2005	Unfiltered	<1.1	<6.1	<0.27	<4.2	<0.47	<0.68	<2.9	<0.62	<0.29	<0.21	<0.17	<0.26	<1.0	<0.36	<0.24	<0.30	<0.52	<1.8
FSW-JAN08	SW-13	01/30/2008	Unfiltered	<0.56 UJf	<5	<0.2	<5			<0.2	<0.3				<0.2	<0.2	<0.2			<0.2	<0.2
SW-13	SW-13	1/3/2011	Unfiltered	<0.10	5.7 Jq	<0.11	<1.2			<0.48	<0.50				<0.14	<0.36	<0.23			<0.35	<0.36
SW-14	SW-14	1/3/2011	Unfiltered	<0.10	5.4 Jq	<0.11	<1.2			<0.48	<0.50				<0.14	<0.36	<0.23			<0.35	<0.36
SW-15	SW-15	1/3/2011	Unfiltered	<0.10	6.2 Jq	<0.11	<1.2			<0.48	<0.50				<0.14	<0.36	<0.23			<0.35	<0.36
SW-06-072103	SW-16	07/21/2003	Unfiltered	<1.1	<3.6	<0.33	<1.7	<0.26	<0.37	<0.90	<0.87	<0.34	<0.11	<0.23	<0.29	<0.28	<0.19	<0.67	<0.16	<0.46	<0.43
LSW-MAR04	SW-16	03/18/2004	Unfiltered	<1.1	<3.6	<0.33	<1.7	<0.26	<0.37	<0.90	<0.87	<0.34	<0.11	<0.23	<0.29	<0.28	<0.19	<0.67	<0.16	<0.46	<0.43
LSW-JUNE04	SW-16	06/24/2004	Unfiltered	<1.1	<3.6	<0.33	<1.7	<0.26	<0.37	<0.90	<0.87	<0.34	<0.11	<0.23	<0.29	<0.28	<0.19	<0.67	<0.16	<0.46	<0.43
LSW-DEC04	SW-16	12/15/2004	Unfiltered	<1.1	<6.1	<0.27	<4.2	<0.47	<0.68	<2.9	<0.62	<0.29	<0.21	<0.17	<0.26	<1.0	<0.36	<0.24	<0.30	<0.52	<1.8
LSW-MAR05	SW-16	03/31/2005	Unfiltered	<1.1	<6.1	<0.27	<4.2	<0.47	<0.68	<2.9	<0.62	<0.29	<0.21	<0.17	<0.26	<1.0	<0.36	<0.24	<0.30	<0.52	<1.8
LSW-JUNE05	SW-16	06/20/2005	Unfiltered	<1.1	<6.1	<0.27	<4.2	<0.47	<0.68	<2.9	<0.62	<0.29	<0.21	<0.17	<0.26	<1.0	<0.36	<0.24	<0.30	<0.52	<1.8
LSW-DEC05	SW-16	12/08/2005	Unfiltered	<1.1	<6.1	<0.27	<4.2	<0.47	<0.68	<2.9	<0.62	<0.29	<0.21	<0.17	<0.26	<1.0	<0.36	<0.24	<0.30	<0.52	<1.8
LSW-JUNE06	SW-16	06/05/2006	Unfiltered	1.0 Jeq	<6.1	<0.27	<4.2	<0.47	<0.68	<2.9	<0.62	<0.29	<0.21	<0.17	<0.26	<1.0	<0.36	<0.24	<0.30	<0.52	<1.8
LSW-JUNE06-RESAMP	SW-16	06/21/2006	Unfiltered	<0.40																	
LSW-DEC06	SW-16	12/05/2006	Unfiltered	0.75 Jq	<5	<0.2	<5			<0.2	<0.3				<0.2	<0.2	<0.2			<0.2	<0.2
LSW-JUNE07	SW-16	06/08/2007	Unfiltered	<0.57	<5	<0.2	<5			<0.2	<0.3				<0.2	<0.2	<0.2			<0.2	<0.2
LSW-110907	SW-16	11/09/2007	Unfiltered	0.98	<5	<0.2	<5			<0.2	<0.3				<0.2	<0.2	<0.2			<0.2	<0.2
LSW-JAN07	SW-16	01/30/2008	Unfiltered	<0.57	<5	<0.2	<5			<0.2	<0.3				<0.2	<0.2	<0.2			<0.2	<0.2
SW-16	SW-16	05/30/2008	Unfiltered	<0.56	<5	<1	<5			<1	<1				<1	<1	<1			<1	<1
SW-16	SW-16	05/11/2010	Unfiltered	0.98	<5.0	<0.11	<1.2			<0.48	<0.13				<0.14	<0.36	<0.23			<0.35	<0.36
SW-16	SW-16	1/3/2011	Unfiltered	0.71	5.5 Jq	<0.11	<1.2			<0.48	<0.50				<0.14	<0.36	<0.23			<0.35	<0.36
SW-18	SW-18	10/19/2007	Unfiltered		<5	<0.2	<5			<0.2	<0.3				<0.2	<0.2	<0.2			<0.2	<0.2
SW-18	SW-18	03/05/2009	Unfiltered	4.0	<5.0	<0.11	<1.2			<0.48	<0.13				<0.14	<0.36	<0.23			<0.35	<0.36
SW-18	SW-18	06/04/2009	Unfiltered	4.0	<9.1	<0.33	<6.9	<0.33	<0.69	<4.3	<0.55	<0.28	<0.20	<0.28	<0.28	<1.9	<0.22	<0.55	<0.21	<1.3	<0.49
SW-18	SW-18	11/10/2009	Unfiltered	4.5	<5.0	<0.11	<1.2			<0.48	<0.13				<0.14	<0.36	<0.23			<0.35	<0.36

Consolidation Data Summary Table - Surface Water
Beaumont Site 1

Sample Name	Sample Location	Sample Date	Filter Status	Volatile Organic Compounds																	
				Carbon Tetrachloride -ug/L	Chloroform -ug/L	Dibromochloromethane -ug/L	1,2-Dibromo-3-Chloropropane -ug/L	Dibromomethane -ug/L	1,1-Dichloroethane -ug/L	1,2-Dichloroethane -ug/L	1,2-Dichlorobenzene -ug/L	1,3-Dichlorobenzene -ug/L	1,4-Dichlorobenzene -ug/L	1,1-Dichloroethene -ug/L	c-1,2-Dichloroethene -ug/L	t-1,2-Dichloroethene -ug/L	1,1-Dichloropropene -ug/L	c-1,3-Dichloropropene -ug/L	t-1,3-Dichloropropene -ug/L	1,2-Dichloropropane -ug/L	1,3-Dichloropropane -ug/L
SW-10	SW-10	01/30/2008	Unfiltered	<0.2	<0.2	<0.2			<0.2	<0.2				<0.2	<0.2	<0.2		<0.2	<0.2	<0.2	
SW-10	SW-10	1/3/2011	Unfiltered	<0.15	<0.46	<0.37			<0.098	<0.21	<0.20	<0.15	<0.072	<0.12	<0.18	<0.10		<0.30	<0.24	<0.19	
SW-11	SW-11	01/30/2008	Unfiltered	<0.2	<0.2	<0.2			<0.2	<0.2				1.2	0.42 Jq	<0.2		<0.2	<0.2	<0.2	
SW-12	SW-12	01/30/2008	Unfiltered	<0.2	<0.2	<0.2			<0.2	<0.2				<0.2	<0.2	<0.2		<0.2	<0.2	<0.2	
FSW-MAR05	SW-13	03/31/2005	Unfiltered	<0.42	<0.22	<0.45	<2.5	<0.42	<0.53	<0.22	<0.24	<0.38	<0.30	<0.31	<0.35	<0.29	<0.21	<0.45	<0.31	<0.28	<0.30
FSW-JAN08	SW-13	01/30/2008	Unfiltered	<0.2	<0.2	<0.2			<0.2	<0.2				<0.2	<0.2	<0.2		<0.2	<0.2	<0.2	
SW-13	SW-13	1/3/2011	Unfiltered	<0.15	<0.46	<0.37			<0.098	<0.21	<0.20	<0.15	<0.072	<0.12	<0.18	<0.10		<0.30	<0.24	<0.19	
SW-14	SW-14	1/3/2011	Unfiltered	<0.15	<0.46	<0.37			<0.098	<0.21	<0.20	<0.15	<0.072	<0.12	<0.18	<0.10		<0.30	<0.24	<0.19	
SW-15	SW-15	1/3/2011	Unfiltered	<0.15	<0.46	<0.37			<0.098	<0.21	<0.20	<0.15	<0.072	<0.12	<0.18	<0.10		<0.30	<0.24	<0.19	
SW-06-072103	SW-16	07/21/2003	Unfiltered	<0.40	<0.45	<0.29	<2.6	<0.46	<0.40	<0.35	<0.29	<0.27	<0.28	<0.32	<0.56	<0.60	<0.55	<0.44	<0.30	<0.40	<0.35
LSW-MAR04	SW-16	03/18/2004	Unfiltered	<0.40	<0.45	<0.29	<2.6	<0.46	<0.40	<0.35	<0.29	<0.27	<0.28	<0.32	<0.56	<0.60	<0.55	<0.44	<0.30	<0.40	<0.35
LSW-JUNE04	SW-16	06/24/2004	Unfiltered	<0.40	<0.45	<0.29	<2.6	<0.46	<0.40	<0.35	<0.29	<0.27	<0.28	<0.32	<0.56	<0.60	<0.55	<0.44	<0.30	<0.40	<0.35
LSW-DEC04	SW-16	12/15/2004	Unfiltered	<0.42	<0.22	<0.45	<2.5	<0.42	<0.53	<0.22	<0.24	<0.38	<0.30	<0.31	<0.35	<0.29	<0.21	<0.45	<0.31	<0.28	<0.30
LSW-MAR05	SW-16	03/31/2005	Unfiltered	<0.42	<0.22	<0.45	<2.5	<0.42	<0.53	<0.22	<0.24	<0.38	<0.30	<0.31	<0.35	<0.29	<0.21	<0.45	<0.31	<0.28	<0.30
LSW-JUNE05	SW-16	06/20/2005	Unfiltered	<0.42	<0.22	<0.45	<2.5	<0.42	<0.53	<0.22	<0.24	<0.38	<0.30	<0.31	<0.35	<0.29	<0.21	<0.45	<0.31	<0.28	<0.30
LSW-DEC05	SW-16	12/08/2005	Unfiltered	<0.42	<0.22	<0.45	<2.5	<0.42	<0.53	<0.22	<0.24	<0.38	<0.30	<0.31	<0.35	<0.29	<0.21	<0.45	<0.31	<0.28	<0.30
LSW-JUNE06	SW-16	06/05/2006	Unfiltered	<0.42	<0.22	<0.45	<2.5	<0.42	<0.53	<0.22	<0.24	<0.38	<0.30	<0.31	<0.35	<0.29	<0.21	<0.45	<0.31	<0.28	<0.30
LSW-JUNE06-RESAMP	SW-16	06/21/2006	Unfiltered																		
LSW-DEC06	SW-16	12/05/2006	Unfiltered	<0.2	<0.2	<0.2			<0.2	<0.2				<0.2	<0.2	<0.2		<0.2	<0.2	<0.2	
LSW-JUNE07	SW-16	06/08/2007	Unfiltered	<0.2	<0.2	<0.2			<0.2	<0.2				<0.2	<0.2	<0.2		<0.2	<0.2	<0.2	
LSW-110907	SW-16	11/09/2007	Unfiltered	<0.2	<0.2	<0.2			<0.2	<0.2				<0.2	<0.2	<0.2		<0.2	<0.2	<0.2	
LSW-JAN07	SW-16	01/30/2008	Unfiltered	<0.2	<0.2	<0.2			<0.2	<0.2				<0.2	<0.2	<0.2		<0.2	<0.2	<0.2	
SW-16	SW-16	05/30/2008	Unfiltered	<1	<1	<1			<1	<1				<1	<1	<1		<1	<1	<1	
SW-16	SW-16	05/11/2010	Unfiltered	<0.15	<0.17	<0.37			<0.098	<0.21	<0.20	<0.15	<0.072	<0.12	<0.18	<0.10		<0.30	<0.24	<0.19	
SW-16	SW-16	1/3/2011	Unfiltered	<0.15	<0.46	<0.37			<0.098	<0.21	<0.20	<0.15	<0.072	<0.12	<0.18	<0.10		<0.30	<0.24	<0.19	
SW-18	SW-18	10/19/2007	Unfiltered	<0.2	<0.2	<0.2			<0.2	<0.2				<0.2	<0.2	<0.2		<0.2	<0.2	<0.2	
SW-18	SW-18	03/05/2009	Unfiltered	<0.15	<0.17	<0.37			<0.098	<0.21	<0.20	<0.15	<0.072	<0.12	<0.18	<0.10		<0.30	<0.24	<0.19	
SW-18	SW-18	06/04/2009	Unfiltered	<0.43	<0.33	<0.48	<3.1	<0.59	<0.37	<0.31	<0.27	<0.28	<0.21	<0.40	<0.49	<0.40	<0.26	<0.28	<0.36	<0.38	<0.38
SW-18	SW-18	11/10/2009	Unfiltered	<0.15	<0.17	<0.37			<0.098	<0.21	<0.20	<0.15	<0.072	<0.12	<0.18	<0.10		<0.30	<0.24	<0.19	

Consolidation Data Summary Table - Surface Water
Beaumont Site 1

Sample Name	Sample Location	Sample Date	Filter Status	Volatile Organic Compounds															
				2,2-Dichloropropane -ug/L	1,2-Dibromoethane -ug/L	Dichlorodifluoromethane -ug/L	Ethylbenzene -ug/L	Hexachlorobutadiene -ug/L	2-Hexanone -ug/L	p-Isopropyltoluene -ug/L	Isopropylbenzene -ug/L	4-Methyl-2-Pentanone -ug/L	Methyl tert-butyl ether (MTBE) -ug/L	Methylene Chloride -ug/L	Naphthalene -ug/L	n-Propylbenzene -ug/L	Styrene -ug/L	Toluene -ug/L	1,1,1,2-Tetrachloroethane -ug/L	1,1,1-Trichloroethane -ug/L
SW-10	SW-10	01/30/2008	Unfiltered				<0.2		<5			<5	<0.2	<0.5			<0.2	<0.2		<0.2
SW-10	SW-10	1/3/2011	Unfiltered				<0.26		<1.2			<0.95	<0.43	<0.15			<0.22	<0.22		<0.12
SW-11	SW-11	01/30/2008	Unfiltered				<0.2		<5			<5	<0.2	<0.5			<0.2	<0.2		<0.2
SW-12	SW-12	01/30/2008	Unfiltered				<0.2		<5			<5	<0.2	<0.5			<0.2	<0.2		<0.2
FSW-MAR05	SW-13	03/31/2005	Unfiltered	<0.40	<0.81	<0.27	<0.17		<1.9	<0.21	<0.24	<2.4	<0.29	<2.6	<0.95	<0.30	<0.29	<0.35	<0.37	<0.32
FSW-JAN08	SW-13	01/30/2008	Unfiltered				<0.2		<5			<5	<0.2	<0.5			<0.2	<0.2		<0.2
SW-13	SW-13	1/3/2011	Unfiltered				<0.26		<1.2			<0.95	<0.43	0.16 BJkq			<0.22	<0.22		<0.12
SW-14	SW-14	1/3/2011	Unfiltered				<0.26		<1.2			<0.95	<0.43	<0.15			<0.22	<0.22		<0.12
SW-15	SW-15	1/3/2011	Unfiltered				<0.26		<1.2			<0.95	<0.43	<0.15			<0.22	<0.22		<0.12
SW-06-072103	SW-16	07/21/2003	Unfiltered	<0.39	<0.51	<0.47	<0.19		<2.5	<0.17	<0.17	<2.6	<0.28	<1.7	<0.56	<0.24	<0.14	<0.35	<0.45	<0.46
LSW-MAR04	SW-16	03/18/2004	Unfiltered	<0.39	<0.51	<0.47	<0.19		<2.5	<0.17	<0.17	<2.6	<0.28	<1.7	<0.56	<0.24	<0.14	<0.35	<0.45	<0.46
LSW-JUNE04	SW-16	06/24/2004	Unfiltered	<0.39	<0.51	<0.47	<0.19		<2.5	<0.17	<0.17	<2.6	<0.28	<1.7	<0.56	<0.24	<0.14	<0.35	<0.45	<0.46
LSW-DEC04	SW-16	12/15/2004	Unfiltered	<0.40	<0.81	<0.27	<0.17		<1.9	<0.21	<0.24	<2.4	<0.29	<2.6	<0.95	<0.30	<0.29	<0.35	<0.37	<0.32
LSW-MAR05	SW-16	03/31/2005	Unfiltered	<0.40	<0.81	<0.27	<0.17		<1.9	<0.21	<0.24	<2.4	<0.29	<2.6	<0.95	<0.30	<0.29	<0.35	<0.37	<0.32
LSW-JUNE05	SW-16	06/20/2005	Unfiltered	<0.40	<0.81	<0.27	<0.17		<1.9	<0.21	<0.24	<2.4	<0.29	<2.6	<0.95	<0.30	<0.29	<0.35	<0.37	<0.32
LSW-DEC05	SW-16	12/08/2005	Unfiltered	<0.40	<0.81	<0.27	<0.17		<1.9	<0.21	<0.24	<2.4	<0.29	<2.6	<0.95	<0.30	<0.29	<0.35	<0.37	<0.32
LSW-JUNE06	SW-16	06/05/2006	Unfiltered	<0.40	<0.81	<0.27	<0.17		<1.9	<0.21	<0.24	<2.4	<0.29	25 Bak	<0.95	<0.30	<0.29	<0.35	<0.37	<0.32
LSW-JUNE06-RESAMP	SW-16	06/21/2006	Unfiltered																	
LSW-DEC06	SW-16	12/05/2006	Unfiltered				<0.2		<5			<5	<0.2	<0.5			<0.2	<0.2		<0.2
LSW-JUNE07	SW-16	06/08/2007	Unfiltered				<0.2		<5			<5	<0.2	<0.5			<0.2	<0.2		<0.2
LSW-110907	SW-16	11/09/2007	Unfiltered				<0.2		<5			<5	<0.2	<0.5			<0.2	<0.2		<0.2
LSW-JAN07	SW-16	01/30/2008	Unfiltered				<0.2		<5			<5	<0.2	<0.5			<0.2	<0.2		<0.2
SW-16	SW-16	05/30/2008	Unfiltered				<1		<5			<5	<1	<1			<1	<1		<1
SW-16	SW-16	05/11/2010	Unfiltered				<0.26		<1.2			<0.95	<0.29	0.27 BJkq			<0.22	<0.22		<0.12
SW-16	SW-16	1/3/2011	Unfiltered				<0.26		<1.2			<0.95	<0.43	<0.15			<0.22	<0.22		<0.12
SW-18	SW-18	10/19/2007	Unfiltered				<0.2		<5			<5	<0.2	<0.5			<0.2	<0.2		<0.2
SW-18	SW-18	03/05/2009	Unfiltered				<0.26		<1.2			<0.95	<0.29	<0.15			<0.22	<0.22		<0.12
SW-18	SW-18	06/04/2009	Unfiltered	<0.46	<0.47	<0.49	<0.22		<6.9	<0.26	<0.23	<4.4	<0.30	<2.6	<2.5	<0.79	<0.30	<0.33	<0.35	<0.45
SW-18	SW-18	11/10/2009	Unfiltered				<0.26		<1.2			<0.95	<0.29	<0.15			<0.22	<0.22		<0.12

Consolidation Data Summary Table - Surface Water
Beaumont Site 1

Sample Name	Sample Location	Sample Date	Filter Status	Volatile Organic Compounds															
				1,1,2-Trichloroethane -ug/L	1,2,3-Trichlorobenzene -ug/L	1,2,4-Trichlorobenzene -ug/L	Trichloroethene -ug/L	1,2,3-Trichloropropane -ug/L	Trichlorofluoromethane -ug/L	1,1,2-Trichloro-1,2,2-Trifluoroethane -ug/L	1,2,4-Trimethylbenzene -ug/L	1,3,5-Trimethylbenzene -ug/L	1,1,2,2-Tetrachloroethane -ug/L	Tetrachloroethene -ug/L	Vinyl Acetate -ug/L	Vinyl Chloride -ug/L	m,p-Xylenes -ug/L	o-Xylene -ug/L
SW-10	SW-10	01/30/2008	Unfiltered	<0.2			<0.2						<0.2	<0.2		<0.2	<0.5	<0.2
SW-10	SW-10	1/3/2011	Unfiltered	<0.31			<0.26	<0.29	<0.16				<0.29	<0.23	<0.48	<0.13	<0.36	<0.41
SW-11	SW-11	01/30/2008	Unfiltered	<0.2			0.42 Jq						<0.2	<0.2		<0.2	<0.5	<0.2
SW-12	SW-12	01/30/2008	Unfiltered	<0.2			<0.2						<0.2	<0.2		<0.2	<0.5	<0.2
FSW-MAR05	SW-13	03/31/2005	Unfiltered	<0.54	<0.39	<0.35	<0.30	<2.3	<0.36	<0.54	<0.26	<0.19	<0.37	<0.29	<3.2	<0.33	<0.38	<0.21
FSW-JAN08	SW-13	01/30/2008	Unfiltered	<0.2			<0.2						<0.2	<0.2		<0.2	<0.5	<0.2
SW-13	SW-13	1/3/2011	Unfiltered	<0.31			<0.26	<0.29	<0.16				<0.29	<0.23	<0.48	<0.13	<0.36	<0.41
SW-14	SW-14	1/3/2011	Unfiltered	<0.31			<0.26	<0.29	<0.16				<0.29	<0.23	<0.48	<0.13	<0.36	<0.41
SW-15	SW-15	1/3/2011	Unfiltered	<0.31			<0.26	<0.29	<0.16				<0.29	<0.23	<0.48	<0.13	<0.36	<0.41
SW-06-072103	SW-16	07/21/2003	Unfiltered	<0.42	<0.40	<0.28	<0.48	<2.0	<0.27		<0.22	<0.11	<0.19	<0.20	<3.6	<0.35	<0.17	<0.16
LSW-MAR04	SW-16	03/18/2004	Unfiltered	<0.42	<0.40	<0.28	<0.48	<2.0	<0.27	<0.70	<0.22	<0.11	<0.19	<0.20	<3.6	<0.35	<0.17	<0.16
LSW-JUNE04	SW-16	06/24/2004	Unfiltered	<0.42	<0.40	<0.28	<0.48	<2.0	<0.27	<0.70	<0.22	<0.11	<0.19	<0.20	<3.6	<0.35	<0.17	<0.16
LSW-DEC04	SW-16	12/15/2004	Unfiltered	<0.54	<0.39	<0.35	<0.30	<2.3	<0.36	<0.54	<0.26	<0.19	<0.37	<0.29	<3.2	<0.33	<0.38	<0.21
LSW-MAR05	SW-16	03/31/2005	Unfiltered	<0.54	<0.39	<0.35	<0.30	<2.3	<0.36	<0.54	<0.26	<0.19	<0.37	<0.29	<3.2	<0.33	<0.38	<0.21
LSW-JUNE05	SW-16	06/20/2005	Unfiltered	<0.54	<0.39	<0.35	<0.30	<2.3	<0.36	<0.54	<0.26	<0.19	<0.37	<0.29	<3.2	<0.33	<0.38	<0.21
LSW-DEC05	SW-16	12/08/2005	Unfiltered	<0.54	<0.39	<0.35	<0.30	<2.3	<0.36	<0.54	<0.26	<0.19	<0.37	<0.29	<3.2	<0.33	<0.38	<0.21
LSW-JUNE06	SW-16	06/05/2006	Unfiltered	<0.54	<0.39	<0.35	<0.30	<2.3	<0.36	<0.54	<0.26	<0.19	<0.37	<0.29	<3.2	<0.33	<0.38	<0.21
LSW-JUNE06-RESAMP	SW-16	06/21/2006	Unfiltered															
LSW-DEC06	SW-16	12/05/2006	Unfiltered	<0.2			<0.2						<0.2	<0.2		<0.2	<0.5	<0.2
LSW-JUNE07	SW-16	06/08/2007	Unfiltered	<0.2			<0.2						<0.2	<0.2		<0.2	<0.5	<0.2
LSW-110907	SW-16	11/09/2007	Unfiltered	<0.2			<0.2						<0.2	<0.2		<0.2	<0.5	<0.2
LSW-JAN07	SW-16	01/30/2008	Unfiltered	<0.2			<0.2						<0.2	<0.2		<0.2	<0.5	<0.2
SW-16	SW-16	05/30/2008	Unfiltered	<1			<1						<1	<1		<1	<2	<1
SW-16	SW-16	05/11/2010	Unfiltered	<0.31			<0.17	<0.29	<0.16				<0.29	<0.17	<0.48	<0.13	<0.36	<0.41
SW-16	SW-16	1/3/2011	Unfiltered	<0.31			<0.26	<0.29	<0.16				<0.29	<0.23	<0.48	<0.13	<0.36	<0.41
SW-18	SW-18	10/19/2007	Unfiltered	<0.2			<0.2						<0.2	<0.2		<0.2	<0.5	<0.2
SW-18	SW-18	03/05/2009	Unfiltered	<0.31			<0.17		<0.16				<0.29	<0.17	<0.48	<0.13	<0.36	<0.41
SW-18	SW-18	06/04/2009	Unfiltered	<0.54	<0.31	<0.49	<0.30	<1.3	<0.31	<0.64	<0.24	<0.23	<0.44	<0.51	<7.1	<0.33	<0.45	<0.24
SW-18	SW-18	11/10/2009	Unfiltered	<0.31			<0.17	<0.29	<0.16				<0.29	<0.17	<0.48	<0.13	<0.36	<0.41

Consolidation Data Summary Table - Surface Water
Beaumont Site 1

Sample Name	Sample Location	Sample Date	Filter Status	Volatile Organic Compounds																	
				1,4-Dioxane -ug/L	Acetone -ug/L	Bromodichloromethane -ug/L	2-Butanone -ug/L	Bromobenzene -ug/L	Bromochloromethane -ug/L	Bromomethane -ug/L	Bromoform -ug/L	n-Butylbenzene -ug/L	sec-Butylbenzene -ug/L	tert-Butylbenzene -ug/L	Benzene -ug/L	Carbon Disulfide -ug/L	Chlorobenzene -ug/L	2-Chlorotoluene -ug/L	4-Chlorotoluene -ug/L	Chloroethane -ug/L	Chloromethane -ug/L
SW-18	SW-18	05/12/2010	Unfiltered	3.2	<5.0	<0.11	<1.2			<0.48	<0.13				<0.14	<0.36	<0.23			<0.35	<0.36
SW-18	SW-18	1/5/2011	Unfiltered	3.0	<5.0	<0.11	<1.2			<0.48	<0.50				<0.14	<0.36	<0.23			<0.35	<0.36
SW-19	SW-19	03/05/2009	Unfiltered	2.2	<5.0	<0.11	<1.2			<0.48	<0.13				<0.14	<0.36	<0.23			<0.35	<0.36
SW-19	SW-19	06/04/2009	Unfiltered	3.6	<9.1	<0.33	<6.9	<0.33	<0.69	<4.3	<0.55	<0.28	<0.20	<0.28	<0.28	<1.9	<0.22	<0.55	<0.21	<1.3	<0.49
SW-19	SW-19	05/11/2010	Unfiltered	2.2	<5.0	<0.11	<1.2			<0.48	<0.13				<0.14	<0.36	<0.23			<0.35	<0.36
SW-19	SW-19	1/5/2011	Unfiltered	2.2	<5.0	<0.11	<1.2			<0.48	<0.50				<0.14	<0.36	<0.23			<0.35	<0.36
SW-20	SW-20	03/05/2009	Unfiltered	2.2	<5.0	<0.11	<1.2			<0.48	<0.13				<0.14	<0.36	<0.23			<0.35	<0.36
SW-21	SW-21	03/05/2009	Unfiltered	2.1	<5.0	<0.11	<1.2			<0.48	<0.13				<0.14	<0.36	<0.23			<0.35	<0.36
SW-22	SW-22	03/05/2009	Unfiltered	1.8	<5.0	<0.11	<1.2			<0.48	<0.13				<0.14	<0.36	<0.23			<0.35	<0.36

Consolidation Data Summary Table - Surface Water
Beaumont Site 1

Sample Name	Sample Location	Sample Date	Filter Status	Volatile Organic Compounds																	
				Carbon Tetrachloride -ug/L	Chloroform -ug/L	Dibromochloromethane -ug/L	1,2-Dibromo-3-Chloropropane -ug/L	Dibromomethane -ug/L	1,1-Dichloroethane -ug/L	1,2-Dichloroethane -ug/L	1,2-Dichlorobenzene -ug/L	1,3-Dichlorobenzene -ug/L	1,4-Dichlorobenzene -ug/L	1,1-Dichloroethene -ug/L	c-1,2-Dichloroethene -ug/L	t-1,2-Dichloroethene -ug/L	1,1-Dichloropropene -ug/L	c-1,3-Dichloropropene -ug/L	t-1,3-Dichloropropene -ug/L	1,2-Dichloropropane -ug/L	1,3-Dichloropropane -ug/L
SW-18	SW-18	05/12/2010	Unfiltered	<0.15	<0.17	<0.37			<0.098	<0.21	<0.20	<0.15	<0.072	<0.12	<0.18	<0.10		<0.30	<0.24	<0.19	
SW-18	SW-18	1/5/2011	Unfiltered	<0.15	<0.46	<0.37			<0.098	<0.21	<0.20	<0.15	<0.072	<0.12	<0.18	<0.10		<0.30	<0.24	<0.19	
SW-19	SW-19	03/05/2009	Unfiltered	<0.15	<0.17	<0.37			<0.098	<0.21	<0.20	<0.15	<0.072	<0.12	<0.18	<0.10		<0.30	<0.24	<0.19	
SW-19	SW-19	06/04/2009	Unfiltered	<0.43	<0.33	<0.48	<3.1	<0.59	<0.37	<0.31	<0.27	<0.28	<0.21	<0.40	<0.49	<0.40	<0.26	<0.28	<0.36	<0.38	<0.38
SW-19	SW-19	05/11/2010	Unfiltered	<0.15	<0.17	<0.37			<0.098	<0.21	<0.20	<0.15	<0.072	<0.12	<0.18	<0.10		<0.30	<0.24	<0.19	
SW-19	SW-19	1/5/2011	Unfiltered	<0.15	<0.46	<0.37			<0.098	<0.21	<0.20	<0.15	<0.072	<0.12	<0.18	<0.10		<0.30	<0.24	<0.19	
SW-20	SW-20	03/05/2009	Unfiltered	<0.15	<0.17	<0.37			<0.098	<0.21	<0.20	<0.15	<0.072	<0.12	<0.18	<0.10		<0.30	<0.24	<0.19	
SW-21	SW-21	03/05/2009	Unfiltered	<0.15	<0.17	<0.37			<0.098	<0.21	<0.20	<0.15	<0.072	<0.12	<0.18	<0.10		<0.30	<0.24	<0.19	
SW-22	SW-22	03/05/2009	Unfiltered	<0.15	<0.17	<0.37			<0.098	<0.21	<0.20	<0.15	<0.072	<0.12	<0.18	<0.10		<0.30	<0.24	<0.19	

Consolidation Data Summary Table - Surface Water
Beaumont Site 1

Sample Name	Sample Location	Sample Date	Filter Status	Volatile Organic Compounds																
				2,2-Dichloropropane -ug/L	1,2-Dibromoethane -ug/L	Dichlorodifluoromethane -ug/L	Ethylbenzene -ug/L	Hexachlorobutadiene -ug/L	2-Hexanone -ug/L	p-Isopropyltoluene -ug/L	Isopropylbenzene -ug/L	4-Methyl-2-Pentanone -ug/L	Methyl tert-butyl ether (MTBE) -ug/L	Methylene Chloride -ug/L	Naphthalene -ug/L	n-Propylbenzene -ug/L	Styrene -ug/L	Toluene -ug/L	1,1,1,2-Tetrachloroethane -ug/L	1,1,1-Trichloroethane -ug/L
SW-18	SW-18	05/12/2010	Unfiltered				<0.26		<1.2			<0.95	<0.29	<0.15			<0.22	<0.22		<0.12
SW-18	SW-18	1/5/2011	Unfiltered				<0.26		<1.2			<0.95	<0.43	0.29 BJkq			<0.22	<0.22		<0.12
SW-19	SW-19	03/05/2009	Unfiltered				<0.26		<1.2			<0.95	<0.29	<0.15			<0.22	<0.22		<0.12
SW-19	SW-19	06/04/2009	Unfiltered	<0.46	<0.47	<0.49	<0.22		<6.9	<0.26	<0.23	<4.4	<0.30	<2.6	<2.5	<0.79	<0.30	<0.33	<0.35	<0.45
SW-19	SW-19	05/11/2010	Unfiltered				<0.26		<1.2			<0.95	<0.29	0.33 BJkq			<0.22	<0.22		<0.12
SW-19	SW-19	1/5/2011	Unfiltered				<0.26		<1.2			<0.95	<0.43	0.16 BJkq			<0.22	<0.22		<0.12
SW-20	SW-20	03/05/2009	Unfiltered				<0.26		<1.2			<0.95	<0.29	<0.15			<0.22	<0.22		<0.12
SW-21	SW-21	03/05/2009	Unfiltered				<0.26		<1.2			<0.95	<0.29	<0.15			<0.22	<0.22		<0.12
SW-22	SW-22	03/05/2009	Unfiltered				<0.26		<1.2			<0.95	<0.29	<0.15			<0.22	<0.22		<0.12

Consolidation Data Summary Table - Surface Water
Beaumont Site 1

Sample Name	Sample Location	Sample Date	Filter Status	Volatile Organic Compounds															
				1,1,2-Trichloroethane -ug/L	1,2,3-Trichlorobenzene -ug/L	1,2,4-Trichlorobenzene -ug/L	Trichloroethene -ug/L	1,2,3-Trichloropropane -ug/L	Trichlorofluoromethane -ug/L	1,1,2-Trichloro-1,2,2-Trifluoroethane -ug/L	1,2,4-Trimethylbenzene -ug/L	1,3,5-Trimethylbenzene -ug/L	1,1,2,2-Tetrachloroethane -ug/L	Tetrachloroethene -ug/L	Vinyl Acetate -ug/L	Vinyl Chloride -ug/L	m,p-Xylenes -ug/L	o-Xylene -ug/L
SW-18	SW-18	05/12/2010	Unfiltered	<0.31			<0.17	<0.29	<0.16				<0.29	<0.17	<0.48	<0.13	<0.36	<0.41
SW-18	SW-18	1/5/2011	Unfiltered	<0.31			<0.25	<0.29	<0.16				<0.29	<0.23	<0.48	<0.13	<0.36	<0.41
SW-19	SW-19	03/05/2009	Unfiltered	<0.31			<0.17		<0.16				<0.29	<0.17	<0.48	<0.13	<0.36	<0.41
SW-19	SW-19	06/04/2009	Unfiltered	<0.54	<0.31	<0.49	<0.30	<1.3	<0.31	<0.64	<0.24	<0.23	<0.44	<0.51	<7.1	<0.33	<0.45	<0.24
SW-19	SW-19	05/11/2010	Unfiltered	<0.31			<0.17	<0.29	<0.16				<0.29	<0.17	<0.48	<0.13	<0.36	<0.41
SW-19	SW-19	1/5/2011	Unfiltered	<0.31			<0.25	<0.29	<0.16				<0.29	<0.23	<0.48	<0.13	<0.36	<0.41
SW-20	SW-20	03/05/2009	Unfiltered	<0.31			<0.17		<0.16				<0.29	<0.17	<0.48	<0.13	<0.36	<0.41
SW-21	SW-21	03/05/2009	Unfiltered	<0.31			<0.17		<0.16				<0.29	<0.17	<0.48	<0.13	<0.36	<0.41
SW-22	SW-22	03/05/2009	Unfiltered	<0.31			<0.17		<0.16				<0.29	<0.17	<0.48	<0.13	<0.36	<0.41

Consolidation Data Summary Table - Surface Water
Beaumont Site 1

Sample Name	Sample Location	Sample Date	Filter Status	Explosives												
				2-Amino-4,6-dinitrotoluene -ug/L	4-Amino-2,6-dinitrotoluene -ug/L	1,3-Dinitrobenzene -ug/L	2,4-Dinitrotoluene -ug/L	2,6-Dinitrotoluene -ug/L	HMX -ug/L	2/4-Nitrotoluene -ug/L	3-Nitrotoluene -ug/L	Nitrobenzene -ug/L	RDX -ug/L	Tetryl -ug/L	1,3,5-Trinitrobenzene (TNB) -ug/L	2,4,6-Trinitrotoluene (TNT) -ug/L
FSW-JUNE04	SW-09	06/24/04	Unfiltered	<0.09	<0.08	<0.19	<0.07	<0.17	<0.20	<0.40	<0.18	<0.22	<0.15	<0.12	<0.11	<0.14
LSW-JUNE04	SW-16	06/24/04	Unfiltered	<0.09	<0.08	<0.19	<0.07	<0.17	<0.20	<0.40	<0.18	<0.22	<0.15	<0.12	<0.11	<0.14
SW-03	SW-03	06/24/04	Unfiltered	<0.09	<0.08	<0.19	<0.07	<0.17	<0.20	<0.40	<0.18	<0.22	<0.15	<0.12	<0.11	<0.14
SW-06	SW-06	06/24/04	Unfiltered	<0.09	<0.08	<0.19	<0.07	<0.17	<0.20	<0.40	<0.18	<0.22	<0.15	<0.12	<0.11	<0.14
SW-07	SW-07	06/24/04	Unfiltered	<0.09	<0.08	<0.19	<0.07	<0.17	<0.20	<0.40	<0.18	<0.22	<0.15	<0.12	<0.11	<0.14

Consolidation Data Summary Table - Surface Water
Beaumont Site 1

Sample Name	Sample Location	Sample Date	Filter Status	Semivolatile Organic Compounds																	
				Acenaphthene -ug/L	Acenaphthylene -ug/L	Anthracene -ug/L	Butyl benzyl phthalate -ug/L	4-Bromophenyl phenyl ether -ug/L	Benzo(a)anthracene -ug/L	Benzo(a)pyrene -ug/L	Benzo(b)fluoranthene -ug/L	Benzo(g,h,i)perylene -ug/L	Benzo(k)fluoranthene -ug/L	4-Chloro-3-methylphenol -ug/L	bis(2-Chloroethoxy) methane -ug/L	bis(2-Chloroethyl) ether -ug/L	bis(2-Chloroisopropyl) ether -ug/L	Chrysene -ug/L	4-Chloroaniline -ug/L	2-Chlorophenol -ug/L	2-Chloronaphthalene -ug/L
SW-01	SW-01	10/18/2007	Unfiltered	<5	<5	<5	<5	<5	<5	<5	<5	<5	<5	<5	<5	<5	<5	<5	<5	<5	<5
SW-02	SW-02	10/18/2007	Unfiltered	<5.5	<5.5	<5.5	<5.5	<5.5	<5.5	<5.5	<5.5	<5.5	<5.5	<5.5	<5.5	<5.5	<5.5	<5.5	<5.5	<5.5	<5.5
SW-03	SW-03	10/18/2007	Unfiltered	<7	<7	<7	<7	<7	<7	<7	<7	<7	<7	<7	<7	<7	<7	<7	<7	<7	<7
SW-04	SW-04	10/18/2007	Unfiltered	<5.5	<5.5	<5.5	<5.5	<5.5	<5.5	<5.5	<5.5	<5.5	<5.5	<5.5	<5.5	<5.5	<5.5	<5.5	<5.5	<5.5	<5.5
SW-07	SW-07	10/19/2007	Unfiltered	<5	<5	<5	<5	<5	<5	<5	<5	<5	<5	<5	<5	<5	<5	<5	<5	<5	<5
SW-18	SW-18	10/19/2007	Unfiltered	<5	<5	<5	<5	<5	<5	<5	<5	<5	<5	<5	<5	<5	<5	<5	<5	<5	<5

Consolidation Data Summary Table - Surface Water
Beaumont Site 1

Sample Name	Sample Location	Sample Date	Filter Status	Semivolatile Organic Compounds																	
				4-Chlorophenyl phenyl ether -ug/L	Dibenz(a,h) anthracene -ug/L	Dibenzofuran -ug/L	3,3'-Dichlorobenzidine -ug/L	1,2-Dichlorobenzene -ug/L	1,3-Dichlorobenzene -ug/L	1,4-Dichlorobenzene -ug/L	2,4-Dichlorophenol -ug/L	Diethyl phthalate -ug/L	2,4-Dimethylphenol -ug/L	Dimethyl phthalate -ug/L	4,6-Dinitro-2-methylphenol -ug/L	Di-n-butylphthalate -ug/L	Di-n-octylphthalate -ug/L	2,4-Dinitrophenol -ug/L	2,4-Dinitrotoluene -ug/L	2,6-Dinitrotoluene -ug/L	bis(2-Ethylhexyl) phthalate -ug/L
SW-01	SW-01	10/18/2007	Unfiltered	<5	<5	<5	<5	<5	<5	<5	<5	<5	<5	<5	<5	<5	<5	<5	<5	<5	<5
SW-02	SW-02	10/18/2007	Unfiltered	<5.5	<5.5	<5.5	<5.5	<5.5	<5.5	<5.5	<5.5	<5.5	<5.5	<5.5	<5.5	<5.5	<5.5	<5.5	<5.5	<5.5	<5.5
SW-03	SW-03	10/18/2007	Unfiltered	<7	<7	<7	<7	<7	<7	<7	<7	<7	<7	<7	<7	<7	<7	<7	<7	<7	<7
SW-04	SW-04	10/18/2007	Unfiltered	<5.5	<5.5	<5.5	<5.5	<5.5	<5.5	<5.5	<5.5	<5.5	<5.5	<5.5	<5.5	<5.5	<5.5	<5.5	<5.5	<5.5	<5.5
SW-07	SW-07	10/19/2007	Unfiltered	<5	<5	<5	<5	<5	<5	<5	<5	<5	<5	<5	<5	<5	<5	<5	<5	<5	<5
SW-18	SW-18	10/19/2007	Unfiltered	<5	<5	<5	<5	<5	<5	<5	<5	<5	<5	<5	<5	<5	<5	<5	<5	<5	<5

Consolidation Data Summary Table - Surface Water
Beaumont Site 1

Sample Name	Sample Location	Sample Date	Filter Status	Semivolatile Organic Compounds																
				Fluorene -ug/L	Fluoranthene -ug/L	Hexachlorobutadiene -ug/L	Hexachlorocyclopentadiene -ug/L	Hexachlorobenzene -ug/L	Hexachloroethane -ug/L	Indeno(1,2,3-c,d)pyrene -ug/L	Isophorone -ug/L	2-Methylphenol (o-Cresol) -ug/L	4-Methylphenol (p-Cresol) -ug/L	2-Methylnaphthalene -ug/L	Naphthalene -ug/L	N-Nitrosodiphenylamine -ug/L	N-Nitrosodi-n-propylamine -ug/L	2-Nitroaniline -ug/L	3-Nitroaniline -ug/L	4-Nitroaniline -ug/L
SW-01	SW-01	10/18/2007	Unfiltered	<5	<5	<5	<5	<5	<5	<5	<5	<5	<5	<5	<5	<5	<5	<5	<5	<5
SW-02	SW-02	10/18/2007	Unfiltered	<5.5	<5.5	<5.5	<5.5	<5.5	<5.5	<5.5	<5.5	<5.5	<5.5	<5.5	<5.5	<5.5	<5.5	<5.5	<5.5	<5.5
SW-03	SW-03	10/18/2007	Unfiltered	<7	<7	<7	<7	<7	<7	<7	<7	<7	55	<7	<7	<7	<7	<7	<7	<7
SW-04	SW-04	10/18/2007	Unfiltered	<5.5	<5.5	<5.5	<5.5	<5.5	<5.5	<5.5	<5.5	<5.5	<5.5	<5.5	<5.5	<5.5	<5.5	<5.5	<5.5	<5.5
SW-07	SW-07	10/19/2007	Unfiltered	<5	<5	<5	<5	<5	<5	<5	<5	<5	<5	<5	<5	<5	<5	<5	<5	<5
SW-18	SW-18	10/19/2007	Unfiltered	<5	<5	<5	<5	<5	<5	<5	<5	<5	<5	<5	<5	<5	<5	<5	<5	<5

Consolidation Data Summary Table - Surface Water
Beaumont Site 1

Sample Name	Sample Location	Sample Date	Filter Status	Semivolatile Organic Compounds									
				Nitrobenzene -ug/L	2-Nitrophenol -ug/L	4-Nitrophenol -ug/L	Pentachlorophenol -ug/L	Phenanthrene -ug/L	Phenol -ug/L	Pyrene -ug/L	1,2,4-Trichlorobenzene -ug/L	2,4,5-Trichlorophenol -ug/L	2,4,6-Trichlorophenol -ug/L
SW-01	SW-01	10/18/2007	Unfiltered	<5	<5	<5	<5	<5	<5	<5	<5	<5	<5
SW-02	SW-02	10/18/2007	Unfiltered	<5.5	<5.5	<5.5	<5.5	<5.5	<5.5	<5.5	<5.5	<5.5	<5.5
SW-03	SW-03	10/18/2007	Unfiltered	<7	<7	<7	<7	<7	<7	<7	<7	<7	<7
SW-04	SW-04	10/18/2007	Unfiltered	<5.5	<5.5	<5.5	<5.5	<5.5	<5.5	<5.5	<5.5	<5.5	<5.5
SW-07	SW-07	10/19/2007	Unfiltered	<5	<5	<5	<5	<5	<5	<5	<5	<5	<5
SW-18	SW-18	10/19/2007	Unfiltered	<5	<5	<5	<5	<5	<5	<5	<5	<5	<5