SUMMARY/REMOVAL REPORT

SUPPLEMENTAL MUNITIONS AND EXPLOSIVES OF CONCERN (MEC) EVALUATION AND REMOVAL



Lockheed Martin Corporation
Former Beaumont Site No. 1
Beaumont, California

LOCKHEED MARTIN
We never forget who we're working for™

Prepared by:

Tetra Tech

19803 North Creek Parkway

Bothell, WA 98011

Rev 1, October 2008

This Report documents the Supplemental Munitions and Explosives of Concern (MEC) Evaluation and Removal at Beaumont Site 1. It contains a description of the procedures implemented and the areas where MEC evaluation and/or removal was conducted, along with a description of how those areas were developed for evaluation/removal. The report also contains a summary of the results of the MEC evaluation and conclusions regarding the potential need for future assessment or mitigation actions. By their signatures, the undersigned certify this report has been reviewed and accurately reflects the work performed in accordance with the work plan and industry standards.

APPROVALS:

Carol Hutley, P.E.
Project Manager (UXO activities)
(425) 482-7738

10/22/2008
Date

Registered Geophysicist
Registration No.
GP-886
KH
Kerry Hennon
Date 10/22/08
State of California
Expires 9/31/09

Kerry Hennon
California Registered Geophysicist
TerraPhysics
(909) 862-0626

10/22/2008
Date

Tom Villeneuve, P.E.
Lockheed Program Manager for Tetra Tech
(909) 381-1674

10/22/2008
Date

Lockheed Martin Corporation, Shared Services
Energy, Environment, Safety and Health
2950 North Hollywood Way, Suite 125 Burbank, CA 91505
Telephone: 818.847.0197 Facsimile: 818.847.0256

LOCKHEED MARTIN

October 17, 2008

Mr. Daniel Zogaib
Southern California Cleanup Operations
Department of Toxic Substances Control
5796 Corporate Avenue
Cypress, CA 90630

Subject: Submittal of *Summary/Removal Report, Supplemental Munitions and Explosives of Concern (MEC) Evaluation and Removal, Former Beaumont Site No. 1, Beaumont California*

Dear Mr. Zogaib:

Please find enclosed one (1) copy of the revised *Summary/Removal Report, Supplemental Munitions and Explosives of Concern (MEC) Evaluation and Removal, Former Beaumont Site No. 1, Beaumont California*.

If you have any questions regarding this submittal, please contact me at 408.756.9595 or denise.kato@lmco.com.

Sincerely,

Denise Kato
Remediation Analyst Senior Staff

Enclosure: As stated

Copy with Enc:
Gene Matsushita, LMC (hard copy & electronic copy)
Tom Villeneuve, Tetra Tech, Inc. (hard copy)

FOREWORD

This Summary Report documents the activities performed during the Supplemental Munitions and Explosives of Concern (MEC) Evaluation and Removal conducted between August 2006 and April 2007. The distinction between MEC evaluation and removal is sometimes subtle and may not be obvious to persons unfamiliar with this type of work. Evaluation involves the same types of activities as removal; however, it is less detailed and comprehensive than removal. Because it is intended only to provide information regarding the potential presence, type and extent of MEC, evaluation often involves an investigation pattern that does not cover an entire area of concern. This pattern is designed to obtain information to answer questions rather than remove an MEC hazard. In some cases it may also involve statistically sampling the area rather than investigating all subsurface items detected during the evaluation; however, this type of evaluation was not applied at Beaumont Site 1. In areas where evaluation is 100 percent, this activity may be considered equivalent to removal depending on the level of detail involved in the evaluation.

MEC removal typically involves a more detailed approach, whereby an entire area of concern is systematically searched for MEC in order to substantially remove the hazard presented by MEC. The performance standards for removal activities such as geophysical mapping are typically tighter than those for evaluation. For example, fewer and smaller physical gaps are allowed in the mapping pattern for removal than for evaluation based on the intent of the process to clear away MEC hazard with a high degree of certainty.

A number of the ordnance-related terms are included in the text of this report. The terms typically used to classify various types of ordnance based on the composition, use and condition of that ordnance vary greatly among the different military services. In this document, the terms MEC, munitions components (MC), and unexploded ordnance (UXO) are used extensively. As the definition of MEC implies, this term encompasses a broad range of different types of ordnance in various conditions including high explosive (HE) and target practice (TP) ordnance that may be fuzed or unfuzed, armed or unarmed, and fired or unfired, as well as bulk explosives. UXO is a subset of MEC including ordnance items that have been prepared (fuzed, armed, etc.) and fired, but have failed to function (detonate, burn, etc.) in the intended manner. The term UXO technician is used in this report primarily to refer to the qualified private-sector

technicians who perform ordnance-related services. These individuals are commonly referred to in this industry as UXO technicians (not MEC technicians). For simplicity and clarity, the all-encompassing term MEC is used in the report to refer to both UXO and unfired TP ammunition found at the Site.

The acronym MEC was used for this project, and in this report, to refer only to items containing energetic materials. MC was used to refer to ordnance-related items that were non-explosive either by design or because they had been fired and functioned as intended destroying the energetic materials contained in the item. Government agencies use this same acronym (MC) to represent the term “munitions constituents.” The munitions constituents category of items includes a broader range of items than those being referred to in this report as MC, including some which may contain explosive residues, and the two terms are not interchangeable. Site-specific terms and definitions were used for this project to allow a clear understanding of the different level of hazard represented by different items at this site.

EXECUTIVE SUMMARY

In late 2003, approximately 94 percent of former Beaumont Site 1 facility (the Site) near Beaumont, California, was sold to the State of California. The portion of the Site sold is being managed by the California Department of Fish and Game (CDFG). CDFG proposes to use the property as a wildlife conservation area and allows limited use of the property for public recreation.

During the active industrial life of the Site from 1960 until 1974, Lockheed Martin Corporation (LMC) used the facility for solid propellant mixing, testing, and incineration, as well as ballistics testing. The company utilized explosives in their work; however, most munitions used on site were reportedly practice rounds that did not contain high explosives (HE). In 1970, LMC began offering their test services to outside parties. The company also leased property to Aerojet Corporation and allowed General Dynamics to conduct testing on site on several occasions. There are indications that some of the activities conducted by these two companies involved HE munitions.

In 2005, two small belts of 20mm link ammunition were found at a stream crossing in Operational Area D on site. Personnel from the Riverside County Sheriff's Office Hazardous Devices Team responded to the site and examined the munitions. The officers dispatched were uncertain whether the ammunition was live (contained an explosive charge), so it was explosively disposed of in place. As a result of the discovery of these apparently discarded munitions, LMC undertook a series of activities to identify and remove residual MEC-related hazards at the Site.

Tetra Tech, Inc. (Tetra Tech) was initially tasked by LMC to provide rapid response to assess and, if necessary, mitigate immediate ordnance-related hazards potentially present on site. This response was followed by a more formal MEC evaluation to identify less immediately hazardous ordnance materials potentially present at the site. Both of these actions, referred to as the Phase I Munitions and Explosives of Concern (MEC) Evaluation, were performed in 2005. To facilitate these initial actions, a list of areas of concern (AOCs) was prepared to focus the assessment in areas most likely to contain MEC hazards. Twenty-seven AOCs were identified. These AOCs were carried forward into subsequent phases of work (as appropriate) to ensure clarity and consistency.

Based on the results of the Phase I MEC Evaluation and a review of historical information available, it was determined that follow-on work would be necessary to adequately address the MEC issues at the Site. This follow-on work was designated as the Phase II MEC Evaluation and was conducted in 2005, immediately following Phase I.

The results of the Phase II MEC Evaluation revealed that although most of the 27 AOCs contained little (if any) residual MEC hazard, 5 AOCs required supplemental evaluation to verify that no significant risk was present. It was also determined during the Phase II MEC Evaluation that the test range in Operational Area A would require actions to remove HE munitions associated with past testing activities; however, the limits of the range needed to be more accurately defined. These additional MEC evaluation and removal activities, which were conducted between August 2006 and April 2007, were designated as the Supplemental MEC Evaluation and Removal (SMER). The evaluation and removal activities performed are documented in this report.

During the SMER, approximately 18 acres of land in Operational Areas A, B, D, and I were evaluated for MEC. Approximately 66.5 acres of land were cleared of MEC in Operational Area A and, based on the results of the supplemental evaluation phase of the SMER, an additional 14.3 acres of land were cleared of MEC in Area I.

During the evaluation phase of the SMER, two 20mm practice projectiles, three 20mm casings with primers, and one primer assembly for a large caliber munition were found in Area D near Bed Springs Creek. These items were all classified as MEC. No MEC items were found in the other evaluation areas. One hundred fifty-four various munitions components (MC) were found during the evaluation phase of the SMER including intact and partial 27.5mm projectiles and 16mm tungsten penetrators in Area I, intact 30mm projectiles in Area A, and MEC-related scrap and frag in several areas. Eight intact 27.5mm projectiles were found in Area I during the assessment and two intact 30mm projectiles were found in Area A. These projectiles were initially classified as MEC because the interior could not be inspected to ensure that they did not contain explosive filler. Following disposal and inspection of the disposal debris, all of the projectiles were reclassified as MC based on lack of visible filler or residue and/or the type and condition of fragmentation produced by disposal.

During the MEC removal in Area A, 11 MEC items were discovered and removed. All of these items were 30mm projectiles. In addition, 192 MC were discovered and removed including inert 30mm projectiles, an inert 76mm rocket, 16mm penetrators, target debris and frag. The inert 30mm projectiles were initially classified as MEC because the

interior could not be inspected. Following disposal and inspection of the disposal debris, the projectiles were reclassified as MC for reasons previously discussed. Eighty-one MC were discovered and taken out during the removal in Area I. Twenty-one 27.5mm projectiles found during the removal were initially classified as MEC; however, following disposal and inspection of the disposal debris, these items were reclassified as MC for reasons previously discussed. Table ES-1 summarizes the MEC evaluation and removal data for each area included in the SMER.

Data collected during the SMER support the conceptual site model (CSM) developed for three of the AOCs included in the evaluation:

- Area B – Bazooka Impact Area AOC
- Area D – End of TPLZ Range Fan AOC
- Area D – Streambed.

No additional MEC evaluation is recommended for these three areas. In addition, the data collected during the Area A – Impact Target Area AOC MEC evaluation and removal and the Area I – Airstrip AOC MEC evaluation and removal indicate that the removal areas were well delineated and MEC associated with past range activities was removed with a high level of confidence. The discovery of potential MEC in Area I resulted in a change of scope and a removal action in that area. The resulting data again supports the determination that the removal area was well delineated and potential MEC were removed with a high level of confidence.

Table ES-1. Summary of SMER Results			
AREA and AOC	DISCOVERIES BY AREA		Comments, Site Status and Recommendations
	MEC (Evaluation/Removal)	MC (Evaluation/Removal)	
A Target Impact Area AOC	0 / 11	23 / 192	Expanded the previous evaluation area to confirm the range limits and define the MEC removal area boundaries. Performed MEC removal actions in the indicated area. Recovered 30mm HE, 27.5mm and 30mm scrap and one inert 76mm rocket during removal. No additional evidence of rocket testing was found, suggesting this activity was a one-time event. MEC and MC were clustered near the center of the range where historical targets are believed to have been present. No further evaluation or removal is recommended for this AOC.
B Bazooka Impact Area AOC	0 / NA	9 / NA	Expanded the previous evaluation area based on newly discovered Viper Bazooka specifications. No indication that HE was tested or present in this area. MC finds (thin aluminum frag) suggest that the historical bazooka range was within the evaluation area. No further evaluation is recommended in this AOC.
D End of TPLZ Range Fan AOC	0 / NA	9 / NA	Evaluation of a small area surrounding a potential HE target found within the End of TPLZ Range Fan AOC in 2005 (Focus Area). No MEC found or anticipated to be present in this area No further evaluation is recommended in this AOC.
D Streambed AOC	6 / NA	4 / NA	Expanded the evaluation area based on inspection of physical features indicating high water mark for flash floods in the vicinity of munitions found in 2005. Two 20mm practice rounds, two 20mm casing with primers and one large caliber primer were found. No further evaluation is recommended in this AOC.
I Airstrip AOC	0 / 0	121/ 81	Expanded the previous evaluation area to include two new potential targets. Performed MEC removal in unevaluated areas near the newly found targets. No MEC was found or anticipated to be present. Numerous inert 27.5mm projectiles and 16mm tungsten penetrators were removed. No further evaluation or removal is recommended in this AOC.
Total	6 / 11	166 / 273	Note: The State of California may require Institutional controls in some areas

TABLE OF CONTENTS

PAGE

FOREWORD FW-1

EXECUTIVE SUMMARY ES-1

1.0 INTRODUCTION 1-1
1.1 PURPOSE AND OBJECTIVES 1-3
1.2 SCOPE OF WORK 1-4
1.3 SUMMARY OF TECHNICAL APPROACH 1-5

2.0 SITE DESCRIPTION 2-1
2.1 SITE LOCATION 2-1
2.2 SITE HISTORY AND OPERATIONS 2-1
2.3 PHYSICAL AND ENVIRONMENTAL FEATURES 2-5

3.0 AOC AREAS FOR MEC EVALUATION OR REMOVAL 3-1
3.1 EVALUATION AREAS 3-2
3.1.1 Area A - Target Impact Area AOC - Eastern and Western Extensions 3-2
3.1.2 Area B – Bazooka Impact Area AOC Extension 3-5
3.1.3 Area D – End of TPLZ Range Fan AOC – Potential HE Target Focus Area 3-5
3.1.4 Area D - Streambed AOC – Upper Bank Extension 3-6
3.1.5 Area I – Airstrip AOC – Central Area Extension 3-6
3.2 MEC REMOVAL AREAS 3-11
3.2.1 Area A – Target Impact Area AOC – Final MEC Removal Area 3-11
3.2.2 Area I Airstrip AOC – Range Remainder 3-17

4.0 MEC EVALUATION AND REMOVAL ACTIVITIES/METHODS 4-1
4.1 MOBILIZATION AND SITE PREPARATION 4-1
4.2 STAKING AND VEGETATION REMOVAL 4-1
4.3 HISTORICAL RESEARCH 4-2
4.4 GEOPHYSICAL MAPPING 4-2
4.4.1 Geophysical Prove-out (GPO) 4-2
4.4.2 Geophysical Mapping 4-3
4.4.2.1 Man Portable Mapping System 4-3
4.4.2.2 Cart-Mounted Mapping System 4-4
4.4.2.3 Vehicle-Towed Array Mapping System 4-4
4.4.3 Data Processing and Interpretation 4-5
4.5 MEC EVALUATION AND REMOVAL TECHNIQUES 4-5
4.5.1 Surface Sweep 4-6
4.5.2 Mag & Dig 4-6

TABLE OF CONTENTS

PAGE

4.5.3 Intrusive Investigation 4-8
4.5.4 Disposal Pit Removal Actions 4-9
4.5.5 Five Point Characterization 4-9
4.6 MEC DISPOSAL 4-9
4.7 SOIL SAMPLING 4-10
4.8 DISPOSITION OF SCRAP 4-10
4.9 DATA COLLECTION AND MANAGEMENT TECHNIQUES 4-11

5.0 AREA SPECIFIC MEC EVALUATION 5-1
5.1 AREA A – TARGET IMPACT AREA AOC – EASTERN AND WESTERN EXTENSIONS 5-1
5.2 AREA B- BAZOOKA IMPACT AREA AOC EXTENSION 5-5
5.3 AREA D – END OF TPLZ RANGE FAN AOC - POTENTIAL HE TARGET FOCUS AREA 5-6
5.4 AREA D- STREAMBED AOC – UPPER BANK EXTENSION 5-6
5.5 AREA I – AIRSTRIP AOC - CENTRAL AREA EXTENSION 5-11

6.0 AREA-SPECIFIC MEC REMOVAL 6-1
6.1 AREA A- TARGET IMPACT AREA AOC – FINAL MEC REMOVAL AREA 6-1
6.2 AREA I – AIRSTRIP AOC – RANGE REMAINDER 6-2

7.0 QUALITY CONTROL 7-1
7.1 PROCESS QUALITY CONTROL FOR MEC EVALUATION AND REMOVAL 7-1
7.1.1 Three-Phase Inspections 7-1
7.1.2 Process Checks and Inspections 7-2
7.1.3 Equipment Function Checks and Calibration 7-3
7.1.4 Quality Control Seeding 7-3
7.2 PROCESS QUALITY CONTROL FOR GEOPHYSICAL MAPPING 7-4
7.3 PRODUCT QUALITY CONTROL FOR GEOPHYSICAL MAPPING 7-10
7.4 DEFIENCIES AND CORRECTIVE ACTION 7-10
7.5 RECORDS 7-11
7.6 AUDITS AND REPORTS 7-11

8.0 SAFETY 8-1

9.0 SUMMARY OF FIELD PROGRAM RESULTS 9-1
9.1 RESULTS OF GEOPHYSICAL PROVE-OUT 9-1
9.2 RESULTS OF QUALITY CONTROL PROCEDURES AND INSPECTIONS 9-9
9.3 RESULTS OF MEC EVALUATION 9-10

TABLE OF CONTENTS

PAGE

9.3.1 Area A – Target Impact Area AOC - Eastern and Western Extensions 9-10
9.3.2 Area B – Bazooka Impact Area AOC Extension 9-15
9.3.3 Area D – End of TPLZ Range Fan AOC - Potential HE Target Focus Area 9-15
9.3.4 Area D – Streambed AOC – Upper Bank Extension 9-16
9.3.5 Area I – Airstrip AOC - Central Area Extension 9-16
9.4 RESULTS OF MEC REMOVAL 9-27
9.4.1 Area A – Target Impact Area AOC – Final MEC Removal Area 9-27
9.4.2 Area I – Airstrip AOC – Range Remainder 9-33
9.5 RESULTS OF CHEMICAL, RADIOLOGICAL, AND METALLURGIC TESTING 9-33
9.5.1 Chemical Testing 9-33
9.5.2 Radiological Testing 9-37
9.5.3 Metallurgic Testing 9-37
9.6 CONCLUSIONs 9-38

10.0 REFERENCES 10-1

APPENDICES

APPENDIX A HISTORICAL INTERVIEW DOCUMENTATION
APPENDIX B DAILY FIELD REPORTS
APPENDIX C CD OF DATABASE
APPENDIX D QC REPORTS
APPENDIX E COMPLETED DIG SHEETS
APPENDIX F PHOTO LOG
APPENDIX G SUMMARY OF SOIL SAMPLING RESULTS
APPENDIX H RADIOLOGICAL SCREENING REPORTS
APPENDIX I METALLURGIC TEST RESULTS

LIST OF FIGURES

PAGE

Figure 2-1. Former LMC Beaumont Site 1 Vicinity Map 2-1
Figure 2-2. Operational Areas and AOCs for the SMER 2-5
Figure 3-1. Area A – Areas for Supplemental Evaluation. 3-3
Figure 3-2. Area B – Areas for Supplemental Evaluation 3-7
Figure 3-3. Area D – Areas for Supplemental Evaluation 3-9
Figure 3-4. Area I – Areas for Supplemental Evaluation 3-13
Figure 3-5. Area A – Area for Removal 3-15
Figure 3-6. Area I – Area for Removal 3-19
Figure 5-1. Area A - Investigation Patterns and Geophysical Mapping Results 5-3
Figure 5-2. Area B - Investigation Grids and Geophysical Mapping Results 5-7
Figure 5-3. Area D – Potential HE Target Focus Area Investigation Grid and Geophysical Mapping Results 5-9
Figure 5-4. Area D – Upper Bank Extension Investigation Area 5-13
Figure 5-5. Area I - Investigation Patterns and Geophysical Mapping Results 5-17
Figure 6-1. Area A – Removal Grids and Geophysical Mapping Results 6-3
Figure 6-2. Area I – Profile for Estimated Firing Line 6-7
Figure 6-3. Area I –Removal Areas and Geophysical Mapping Results 6-9
Figure 9-1. Results of Initial GPO for SMER Evaluation Phase 9-3
Figure 9-2. Results of GPO for SMER Removal Phase 9-5
Figure 9-3. Area A - Summary of Evaluation Results 9-13
Figure 9-4. Area B - Summary of Evaluation Results 9-17
Figure 9-5. Area D – Potential HE Target Focus Area - Summary of Evaluation Results 9-19
Figure 9-6. Area D – Upper Bank Extension – Summary of Evaluation Results 9-21
Figure 9-7. Area I – Summary of Evaluation Results 9-25
Figure 9-8. Area A - Summary of Removal Results 9-29
Figure 9-9. Area A – Profile of Estimated Firing Line 9-31
Figure 9-10. Area I – Summary of Removal Results 9-35

LIST OF TABLES

PAGE

Table ES-1. Summary of SMER Results ES-5
Table 2-1. Historical Operational Areas at Beaumont Site 1 2-2
Table 7-1. Seeding Checklist for SMER Evaluation Phase 7-5
Table 7-2. Seeding Checklist for SMER Removal Phase 7-7
Table 9-1. GPO Test Bed Seed Item List 9-7
Table 9-2. Target Selection Criteria Based on Amplitude of Expected Anomaly 9-7
Table 9-3. Summary of SMER Field Results by AOC 9-11
Table 9-4. Summary of Conclusions by AOC 9-41

ABBREVIATIONS AND ACRONYMS

AEDA	Ammunition, explosives and other dangerous articles
AOC	area of concern
AP	armor piercing
CPR	Cardiopulmonary Resuscitation
CSM	conceptual site model
DGPS	Differential Global Positioning System
EHSP	Environmental Health and Safety Plan
EOD	explosive ordnance disposal
frag	fragmentation
GPS	Global Positioning System
HE	high explosives
HMX	High Melting eXplosive (cyclo-1, 3, 5, 7-tetramethylene-2, 4, 6, 8-tetranitramine)
LAW	Light Anti-tank Weapons or Light Anti-armor Weapon
LGPC	Lakewood Geophysical Processing Center
LMC	Lockheed Martin Corporation
LPC	Lockheed Propulsion Company
MC	munitions components
MEC	munitions and explosives of concern
PM	Project Manager
PPE	personal protective equipment
QA	quality assurance
QC	quality control
SKR	Stephens' Kangaroo Rat
SOP	Standard Operating Procedure
SRAM	short range attack missile
SUXOS	Senior UXO Supervisor
Tetra Tech	Tetra Tech, Incorporated
Site	Former Lockheed Beaumont Site No. 1
TPLZ	terraced projectile landing zone
TP	target practice
UXO	unexploded ordnance
UXOQC	UXO Quality Control Specialist
UXOSO	UXO Safety Officer

1.0 INTRODUCTION

This report documents the Supplemental Munitions and Explosives of Concern (MEC) Evaluation and Removal conducted at the former Lockheed Martin Corporation (LMC) Beaumont Site No. 1 property (the Site) near Beaumont, California. During the active industrial life of the Site from 1960 until 1974, LMC used the facility for solid propellant mixing, testing, and incineration, as well as ballistics testing. The company utilized explosives in their work; however, most munitions used on site were reportedly practice rounds that did not contain high explosives (HE). Aerojet Corporation and General Dynamics Corporation also conducted munitions-related testing at the Site. Reportedly, Aerojet used only practice ammunition, while General Dynamics is said to have used HE-shaped charges, explosives, and 2.75-inch rocket motors in their work.

In 1986, the operating history of the Site was reviewed to evaluate the potential for residual hazards associated with historical operations at the site. The report prepared to document this review (the Historical Report) concluded there were some areas of the site that required evaluation and action for potential by products (chemicals and compounds) associated with historical munitions testing. No recommendations for further action were made regarding potential residual materials from munitions or explosives that may have been used in historical operations (Radian, 1986).

In late 2003, approximately 94 percent of the Site was sold to the State of California. This portion of the Site is managed by the California Department of Fish and Game (CDFG). CDFG intends to use the property as a wildlife conservation area and to allow use of the property for public recreation. The property not sold to the State became a Conservation Easement that will be owned by LMC until contamination associated with the historical use of the property within the easement has been cleaned up.

Record rainfall in 2005 caused heavy flows in the ephemeral creeks at the Site. As a result, several creek crossings along the site roadways were damaged. During repair of a stream crossing in Operational Area D (the former Lockheed Propulsion Company Ballistics Test Range), two small belts of 20mm link ammunition were found. The Riverside County Sheriff's Department Hazardous Devices Team (HDT) responded to the site, examined the munitions, and performed disposal. The officers dispatched were uncertain whether or not the 20mm rounds were live (contained a high explosive charge), so the rounds were disposed of in place explosively.

Tetra Tech, Inc. (Tetra Tech) was initially tasked by LMC to provide rapid response to assess and, if necessary, mitigate immediate ordnance-related hazards potentially present on site. This response was followed by a more formal MEC evaluation to identify less immediately hazardous ordnance materials potentially present at the site. Both of these actions, referred to as the Phase I Munitions and Explosives of Concern (MEC) Evaluation, were performed in 2005. To facilitate these initial actions, a list of areas of concern (AOCs) was prepared to focus the assessment in areas most likely to contain MEC hazards. Twenty-seven AOCs were identified. A conceptual site model (CSM) was then created for the Site to summarize the suspected MEC characteristics including the types of MEC sources (impact areas, storage areas, disposal areas, etc.), the media where MEC was anticipated to be present (exposure media), and potential transport mechanisms. The CSM was used to develop the evaluation areas and methodologies used in the Phase I MEC Evaluation. The evaluation was intended to verify or refute the model and bring to light contradictions that required further evaluation to resolve.

Based on the results of the Phase I MEC Evaluation and a review of historical information available, Tetra Tech was asked to identify areas where follow-on work (more detailed inspection/evaluation) was warranted and to plan and conduct that work. This follow-on work, designated as the Phase II MEC Evaluation, was also conducted in 2005, immediately following the Phase I MEC Evaluation. The AOCs that were found to vary from the CSM during the Phase I MEC Evaluation were carried forward to Phase II to resolve outstanding inconsistencies. In some cases, adjustments were made to the AOC characteristics during Phase I that required field verification. In other cases, the original model of the AOC was thought to be correct, but additional data were needed to verify the model.

The results of the Phase II MEC Evaluation revealed that although most AOCs contained little (if any) residual MEC hazard related to past operations, five AOCs required supplemental evaluation to verify that no significant risk was present or to better define the limits of the AOC. In addition, it was determined during the Phase II MEC Evaluation that the test range in Operational Area A would require actions to remove HE munitions associated with past testing activities. This additional evaluation and removal work, which was conducted between August 2006 and April 2007, was designated as the Supplemental MEC Evaluation and Removal (SMER). The evaluation and removal activities performed are documented in this report. The design for this work was based upon the results of previous evaluations, which are documented in the Summary Report – Munitions and Explosives of Concern (MEC)

Evaluation (Tetra Tech, 2005a). Previous evaluation results are included in the current report only to the extent necessary to support the discussion of the development and prosecution of the current work.

1.1 PURPOSE AND OBJECTIVES

The evaluation portion of the SMER was intended to fill data gaps for four AOCs established in 2005 for which insufficient data were available to verify the CSM and confirm that no significant, residual MEC hazard exists. The CSMs for these areas indicated that no HE munitions or other MEC-related hazards were anticipated to be present; however, previous data indicated that operations other than those documented may have taken place. It was necessary to collect supplemental data to demonstrate that these activities either did not take place or did not result in any significant residual MEC hazard. The evaluation also included more accurate definition of the limits of the range in Area A to support MEC removal.

The removal portion of the SMER was intended to remove potentially hazardous HE munitions from the test range in Operational Area A. Despite historical information to the contrary, 30mm HE munitions were fired on this range and removal procedures at closure were inadequate to remove the munitions. During the course of the evaluation phase of the SMER, it was determined that MEC was also potentially present in Operational Area I. The project scope was modified and the range area (Airstrip AOC) in Area I was cleared to remove residual MEC hazard that may have been present. The specific objectives of the SMER were:

- To verify the CSM (no documented use of HE munitions) in four selected AOCs (or portions of AOCs) with reasonable certainty:
  - Area B – Bazooka Impact Area AOC
  - Area D – End of TPLZ Range Fan AOC (potential HE target focus area only)
  - Area D – Streambed AOC (upper bank extension only)
  - Area I – Airstrip AOC (central area where buried concrete pads were present);
- To delineate the Area A Target Impact Area AOC for MEC removal; and,
- To clear HE munitions from the Area A Target Impact Area AOC.

As previously stated, the objectives were modified during the project to include removal of potential MEC from portions of the Area I Airstrip AOC.

1.2 SCOPE OF WORK

The SMER built upon previous evaluations to fill data gaps and direct MEC removal in appropriate areas of the Site. The scope of work was narrowed to five specific AOCs within the Site where additional assessment was needed to verify the CSM and demonstrate that no significant MEC hazards were present, where the AOC boundaries needed further refinement, or where removal of MEC was required to ensure the safety of future site users. The tasks executed for the SMER included:

- Preparation of Site-Specific Work Plans – A supplemental work plan was written that built upon the approved work plan for the 2005 field work (Tetra Tech, 2005b). The Environmental Health and Safety Plan approved for the 2005 (Tetra Tech, 2005c) field season was also modified to support this work. It was not necessary to write entirely new plans because virtually all of the field tasks for the current work were included in the previous plans and the SMER was essentially a continuation of the same processes that were started in previous years (i.e., the assessment and, if necessary, removal of MEC in appropriate areas of the site).
- Historical Research – A former site employee who worked at the test range in Operational Area A, and who was interviewed extensively in 2005, toured Area A again during the SMER to ensure that his recollections had been fully captured and that no new memories had surfaced during the past year. This former employee was consulted with respect to:
  - The types of MEC-related activities that occurred at the Area A range
  - Location and configuration of targets on the range
  - The types and numbers of munitions used at the range
  - Cleanup and disposal procedures used at the range
  - Closure procedures for the range.
- Mobilization and Training – The personnel and equipment utilized on site for the SMER were mobilized to the Site, the field office was set up, and project personnel were provided with site-specific training regarding potential MEC on site. Personnel also received training regarding the biological and cultural resources on site that require special protection.
- Site Preparation – Areas for evaluation were surface cleared (as appropriate) and mowed (if necessary) to reduce/remove vegetation that might interfere with geophysical mapping or intrusive investigation activities.

- Geophysical Mapping – Geophysical mapping was conducted as necessary to support MEC evaluation and removal in the various AOCs included in the SMER. This technology was applied for most evaluation work and for all removal work. A limited amount of evaluation work was conducted in Area I using Mag & Dig techniques based on past data indicating that few targets would be present and most would be very shallow.
- MEC Evaluation – All five AOC extensions or focus areas identified for additional assessment or removal were evaluated during the SMER. Evaluation included intrusive investigation guided by geophysical mapping data and/or Mag & Dig investigation in accordance with (IAW) the approved work plans. Evaluation performed in the Area A -Target Impact Area AOC was specifically for the purpose of more accurately delineating the area requiring MEC removal.
- Data Analysis – Data from field activities were analyzed along with previous data to obtain a more complete understanding of the MEC characteristics of the selected AOCs. The data were used to either verify the CSM or support the development of appropriate MEC removal areas.
- Summary/Removal Report – Tetra Tech prepared this report to document the activities performed and the findings of the SMER. The report documents the activities performed, summarizes the results, and provides conclusions regarding those results.

1.3 SUMMARY OF TECHNICAL APPROACH

The project was intended to provide assurance that the CSMs developed for the AOCs in Areas B, D, and I were accurate, that the AOCs had been precisely delineated, and that significant MEC hazards are not present in those AOCs. In addition, the project was intended to refine the boundaries of the Target-Impact Area AOC in Operational Area A to support an MEC removal in that range that would provide a high level of confidence that historical MEC items were removed. The focus was very narrow and the techniques applied were more detailed than those that might be used for projects where the objective is general evaluation of large areas. Geophysical mapping was conducted in most study areas to maximize data and ensure a high probability for detection of the munitions items of interest for each area surveyed. The use of highly advanced geophysical and positioning equipment coupled with customized deployment systems allowed collection of 2-dimensional (2-D) data that was used with commercially

available “off the shelf” and proprietary software developed to effectively evaluate the size, configuration, and depth of subsurface metallic anomalies. These data supported selection and investigation of those subsurface targets most likely to be MEC or MEC-related in each AOC. Coupling the geophysical instrumentation with a differential global positioning system (DGPS) ensured that the work was accurate, traceable, and repeatable. This in turn ensured that anomalies were accurately located and could be re-acquired for evaluation and removal.

In Area A the goal of the supplemental evaluation was slightly different, and the techniques applied were varied accordingly. The objective in this work area was to both ensure that the former test range was defined accurately for MEC removal and that the items posing a hazard were removed with a high level of confidence. The evaluation phase focused on buffer areas surrounding the known range. Geophysical mapping was still utilized in all accessible areas to provide high quality data regarding subsurface anomalies; however, mapping of these areas was performed over a series of carefully placed transects that supported systematic analysis of MEC presence (if any) and distribution. During removal, a vehicle-towed array of five geophysical sensors was used to provide the most robust and detailed data possible for detection and removal of MEC items in the identified range. The use of multiple sensors maximized the spatial coverage and allowed the most accurate detection of potential MEC related material.

Mag & dig techniques were applied in several small areas to evaluate sites that were inaccessible for geophysical mapping, including the upper stream bank in Area D, the Metro Water District (MWD) target berm at the north end of the Area A Target Impact Area, the revetments in the northern central region of the Area A Target Impact Area and the steep hillsides bordering the Area A Target Impact Area to the east. All of these areas were inaccessible for geophysical mapping. In Area I, a small amount of Mag & Dig was also performed to evaluate the potential boundaries of the previously unconfirmed target area near the center of the runway. The technique was applicable for this small segment of the evaluation in an accessible area based on the anticipated low number and shallow depth of targets previously found in this area.

2.0 SITE DESCRIPTION

2.1 SITE LOCATION

The Site is located in Riverside County south of the City of Beaumont, California, approximately 70 miles east of the City of Los Angeles, California, as shown in Figure 2-1.

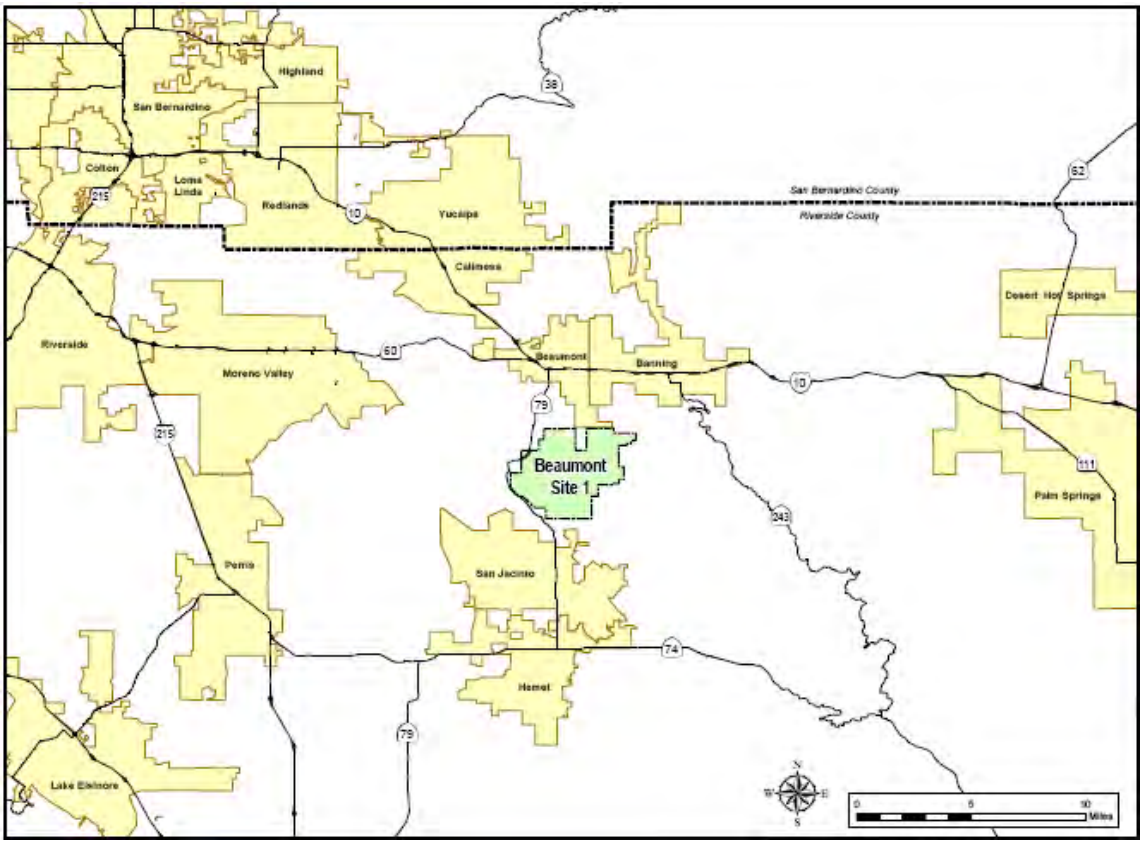

Figure 2-1. Former LMC Beaumont Site 1 Vicinity Map

2.2 SITE HISTORY AND OPERATIONS

Historically, the Site was used primarily for ranching. There were ranch houses and other related structures at the site. A title search performed on this property indicated that LMC purchased the property in 1960. The property was developed and used as a remote test facility for early space and defense programs. During the active life of the LMC facility from 1960 until 1974, LMC (then known as Lockheed Aircraft Corporation) used the facility for solid propellant mixing, testing, and incineration (waste propellant); rocket motor washout; and ballistics testing. Based on the historical record, nine

operational areas were identified for the Site. Table 2-1 summarizes the known operational areas. Figure 2-2 shows the location of the areas. Each historical operational area is represented on the figure by a rectangle that encompasses the various AOCs in that area; however, only 5 of the 27 AOCs were included in the SMER. These AOCs are shown in purple (assessment areas) or blue (removal areas) on the figure. AOCs not investigated or cleared as part of the SMER are shown in gray on the figure. These AOCs were evaluated during previous investigations and are shown for reference only.

Table 2-1. Historical Operational Areas at Beaumont Site 1

Area Designation	Name	Operational Use
A	Eastern Aerojet Range	R & D experimentation with long-range 30mm weapons system was conducted in this area. A 27.5mm Bushmaster was also test fired. Reportedly no live ammo used; however, a former employee stated that live HE 30mm armor piercing (AP) rounds were tested at this site. Past field results have confirmed this fact. Revetments are present that once provided protective storage for classified Avanti rocket motors. Flat areas of this range were reportedly mechanically cultivated and planted in barley after the LMC facility closed.
B	Rocket Motor Production Area	Solid rocket propellant was mixed in this area by LMC. There was a rocket motor washout facility in Area B and four SRAM rocket motors are known to have been destroyed in this area. General Dynamics also conducted limited testing here using a Viper Bazooka and Phalanx Gatling guns. The bazooka testing involved explosives and shaped charges. Reportedly only frag remained after the test. The Gatling guns used 20mm and 30mm practice ammunition. Four SRAM rocket motors were also destroyed in this area.
D	LPC Ballistics Test Range	Ballistics testing with Navy 5"/38 and Army 37mm, 40mm, and 155mm was conducted in this area. Reportedly, no live rounds were used. A .50 caliber gun was used to stress test rocket casings and LMC performed one test here using an incendiary bomb. Three magazines were used for the storage of class 1.1 explosives (Class A).
I	Western Aerojet Range	This area was potentially used by Aerojet; supervisors did not remember any testing here, but a former LMC employee indicates there may have been testing. LMC reportedly performed one test here using an incendiary bomb.

In 1970, LMC began offering their test services to outside parties for programs unrelated to rocket motors. LMC also leased property to outside firms for ballistics-related testing. Aerojet Corporation leased two operational areas (Areas A and I) at the Site where the company conducted ballistics testing. During their lease period, Aerojet worked with 27.5mm projectiles containing bursting charges and lost or misplaced at least two of these rounds (Radian, 1986). They also worked with 30mm rounds for a long-range weapons system. A former LMC employee reported that some rounds contained a spotting charge that exploded upon impact with a target. The same employee stated that Aerojet also used 30mm HE armor-piercing (AP) ammunition on site.

Figure 2-2. Operational Areas and AOCs for the SMER

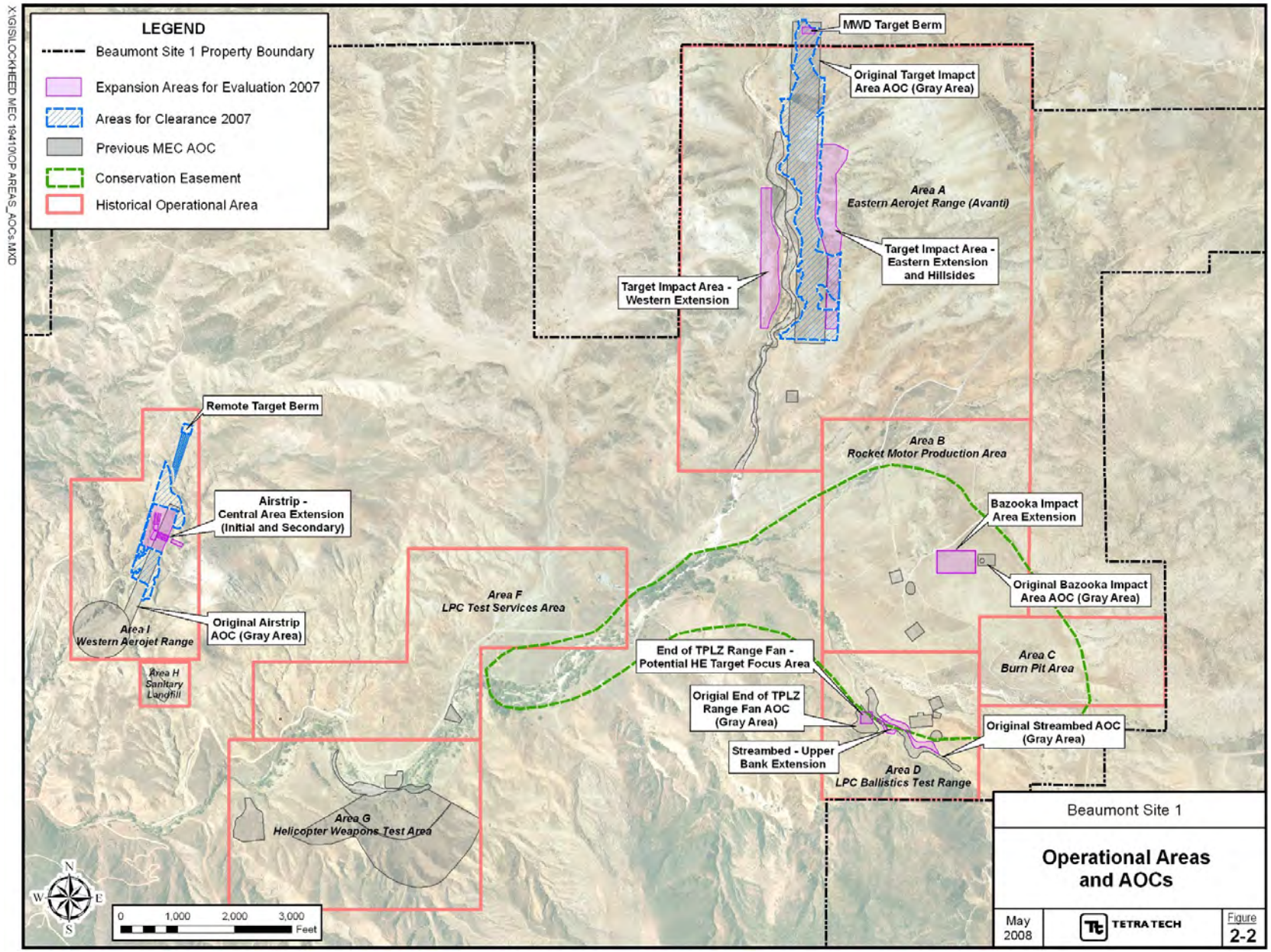

In 1983 and 1984, General Dynamics also performed test activities at the Site. General Dynamics is reported to have tested a "Viper bazooka" in Operational Area B. This test involved the use of a 2.75-inch rocket motor, explosives, and shaped charges. According to the 1986 Historical Report, only shrapnel remained after the testing. They also tested 20mm and 30mm Phalanx Gatling guns in Area B, reportedly using practice ammunition.

No MEC-related activities are known to have taken place at the site since 1984. The site has more recently been used for agriculture, by a local union for heavy equipment training and by a local volunteer group for training search and rescue dogs. CDFG performs numerous activities associated with wildlife management on site and visitors enjoy a number of outdoor activities on site including hiking and mountain biking.

2.3 PHYSICAL AND ENVIRONMENTAL FEATURES

The Site is located within the western foothills of the San Jacinto Mountains. The site is located in a broad valley, known as the San Jacinto Nuevo Y Potrero, surrounded by gently rolling hills and rugged mountains. Elevations at the site range from about 1,500 feet above mean sea level (MSL) to approximately 3,700 feet MSL. Potrero Creek bisects the site in a northeast to southwest direction.

The climate of the Site region is semi-arid. Rainfall averages from 10 to 14 inches per year. The temperature generally ranges between the upper 30s and upper 90s depending on season.

The San Jacinto Nuevo Y Potrero at the Site is an alluvial in-filled valley located along the western foothills of the San Jacinto Mountains. These mountains are an elevated structural block composed of igneous and metamorphic rock. Tertiary sediment deposits consisting of sandstone, sand, gravel, and shales form subdued hills characterizing the northeastern portion of the Site. The San Jacinto fault and associated branch faults are located adjacent to the southern boundary of the Site.

Vegetation at the Site consists primarily of native stands of chaparral mixed with dense, low-growing sagebrush. There are small stands of trees including cottonwood, willow, ash and sycamore near the streambeds/arroyos. Indigenous animals include two species of rattlesnake (the Western Diamondback and the Red Rattler), cougars and the endangered Stephens' Kangaroo Rat (SKR). In addition, this site has the potential to support four other species that are either endangered or threatened. These include the Least Bell's *vireo,* the southwestern willow flycatcher, the California gnatcatcher and the arroyo southwestern toad. It is not known whether these species are present on

site; however, information gathered during a site visit by a biological resource firm indicates that the potentially suitable habitat for these species would generally be located along Potrero Creek (Chambers Group, 2003). Training and mitigation measures for protection of endangered species are discussed in Section 4.1.

3.0 AOC AREAS FOR MEC EVALUATION OR REMOVAL

The initial AOCs (or portions of AOCs) included in the SMER were identified based upon data collected during previous evaluation efforts. Twenty-seven AOCs were initially identified at the Site in 2005. Twenty-two of these AOCs have been sufficiently characterized during previous MEC evaluation at the Site to warrant no further investigation. However, five AOCs (or portions thereof) were identified for which the data available were insufficient to support verification of the original CSM (which assumed that no MEC was present) or an MEC hazard was discovered which required remediation. The five AOCs (or portions of AOCs) initially identified for the SMER are:

- Area A Target Impact Area AOC (east and west extensions for evaluation and final delineated range area for MEC removal);
- Area B – Bazooka Impact Area AOC (extension area based on newly acquired information on the range of the Viper Bazooka);
- Area D – Streambed AOC (upper bank extension based on estimated high water during flash floods);
- Area D – End of Terraced Projectile Landing Zone (TPLZ) Range Fan AOC (potential HE target focus area only); and,
- Area I – Airstrip AOC (central area extension based discovery of potential targets)

One new area was identified for MEC removal during the SMER based upon data and field observations for Area I. During the SMER, a remote (undocumented) target berm was discovered in Area I north of the airstrip plateau. Preliminary evaluation of the berm indicated that several metallic targets were present, and this berm appeared to have the same approximate firing point as the concrete targets discovered in the central portion of the airstrip. At the time of the discovery of the remote target berm, several 27.5mm practice rounds had already been discovered near the targets on the airstrip. Based on the data available, the central and northern portions of the airstrip plateau (those areas not previously evaluated), the remote berm and the estimated firing fan (range safety fan) for the berm were added to the Area I Airstrip AOC and identified for removal actions in the SMER.

3.1 EVALUATION AREAS

The areas included in the SMER for evaluation were generally expansions of the original AOCs. New historical or technical data and field observations indicated that these areas may be larger or located in a different area than originally determined. In the case of the Area D TPLZ range fan, the area included in the current evaluation was actually a very small portion of the original AOC where more focused evaluation was needed to support the CSM and the absence of MEC. The evaluation areas for the SMER are discussed in the following sections.

3.1.1 Area A - Target Impact Area AOC - Eastern and Western Extensions

The Target Impact Area AOC is located within Operational Area A (Figure 2-2). The AOC lies within a broad north-south trending valley surrounded on three sides by steep, sometimes rocky hills. Near the base of the western wall of the valley, there is a deep, broad streambed carved by an ephemeral stream (Potrero Creek). This forms a natural barrier to historical range activities, although there is potential that unintentional overshots may have landed in the valley west of the stream or erosion/collapse of the banks over the years may have carried part of the former range into the streambed. Prior to the SMER, there was an earthen berm near the center of the impact area (central berm) and a second berm (MWD berm) at the far northern end of the range. This second berm was actually located outside of the facility boundary on property belonging to the MWD. There were also two revetments located northeast of the central berm.

The area included in the SMER for evaluation represents an expansion of the original AOC to the east (21.1 acres) and west (14.7 acres) into areas that may potentially contain munitions that were deposited as a result of ricochet or aberrations in the line of fire (poor alignment of the gun). The SMER evaluation area also included the remote target berm (MWD Berm) on the MWD property at the north end of the range and the rocky hillside behind the berm (~1.1 acres). This area was not evaluated during past studies due to the fact that it is not located on the former LMC property and arrangements for access were not in place. The berm does, however, appear to have been part of the range based on anecdotal information from a former LMC employee who worked at the range in Area A. The pertinent features of the new evaluation area associated with the Target Impact Area AOC are shown on Figure 3-1.

During the previous MEC investigations at the Site, the original Target Impact Area AOC was found to contain 30mm HE munitions and debris fields that included concrete and metal scrap that may be related to former targets on the range. It was anticipated

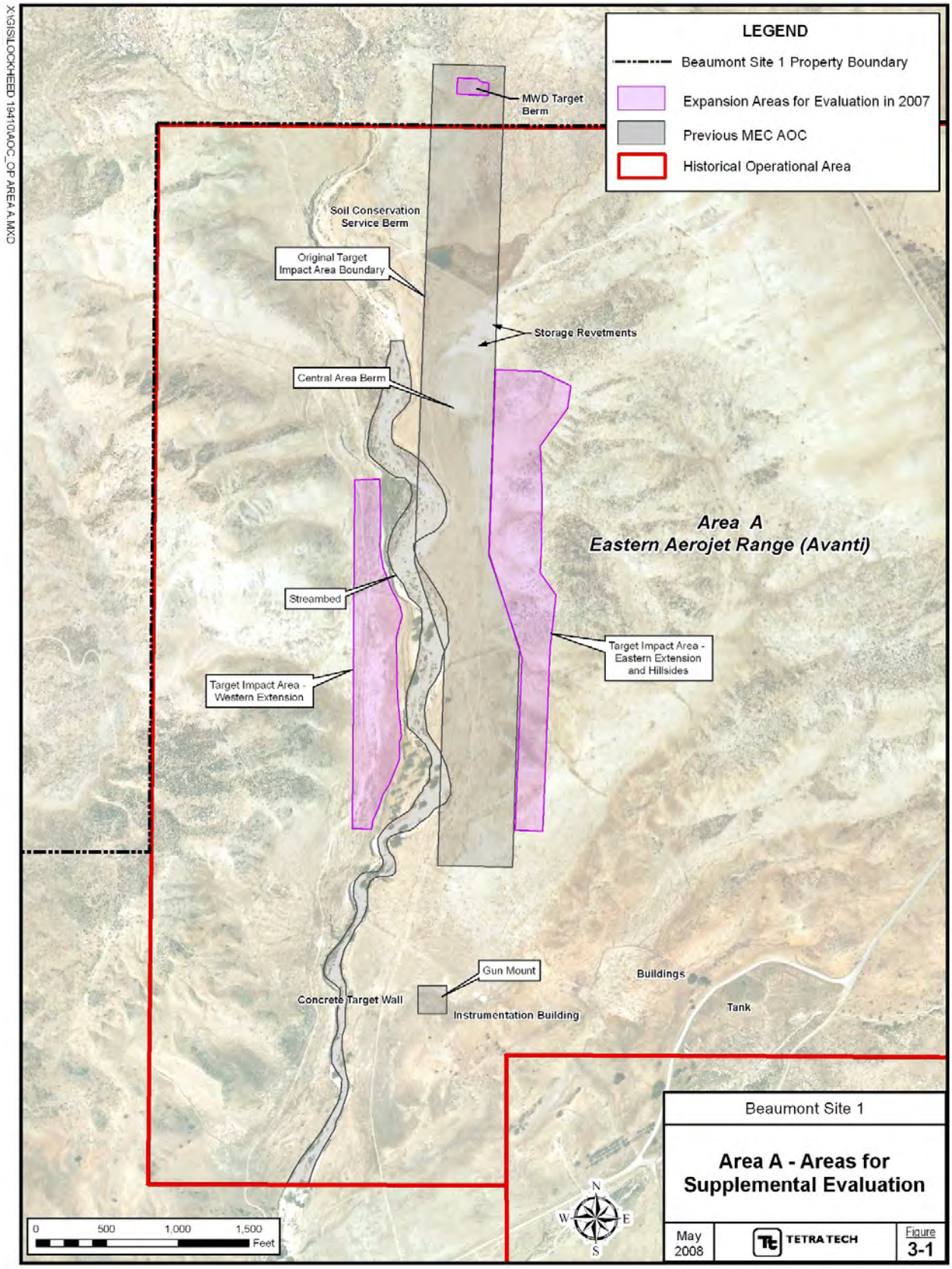
X:\GIS\LOCKHEED 19410\AOC_OP AREA A.MXD
LEGEND
Beaumont Site 1 Property Boundary
Expansion Areas for Evaluation in 2007
Previous MEC AOC
Historical Operational Area
MWD Target Berm
Soil Conservation Service Berm
Original Target Impact Area Boundary
Storage Revetments
Central Area Berm
Area A
Eastern Aerojet Range (Avanti)
Streambed
Target Impact Area - Eastern Extension and Hillsides
Target Impact Area - Western Extension
Gun Mount
Concrete Target Wall
Instrumentation Building
Buildings
Tank
0 500 1,000 1,500 Feet
N
W
E
S
Beaumont Site 1
Area A - Areas for Supplemental Evaluation
May 2008
TETRA TECH
Figure 3-1

that a small amount of frag associated with those munitions might be found in some of the buffer areas in proximity to the range.

3.1.2 Area B – Bazooka Impact Area AOC Extension

The Bazooka Impact Area AOC is located within Operational Area B (Figure 2-2). The current 6.5-acre site lies on a relatively flat, open plain just east of the historical mixing station in Area B. This area is an expansion of the original AOC developed in 2005 and its size and location are based upon specifications for the Viper bazooka, which was reportedly fired here. The Historical Report for the Site states that General Dynamics conducted limited testing in this AOC using an experimental "Viper bazooka"; however, it did not provide specific locations for the firing point or targets. It is known that the firing point was near the old propellant mixing station in Area B. Until the specifications for the Viper were located near the end of the 2005 field season, the range of the weapon was unknown and it was difficult to identify a reasonably expected target area. Based on the now known range of the weapon (820 feet), the extension of the original AOC was created. The pertinent features of the Bazooka Impact Area AOC extension are shown on Figure 3-2.

The current AOC expansion area was not evaluated for MEC prior to the SMER, so it was not known whether MEC or scrap related to the Viper testing was present or not. The area was developed to ensure that due diligence was achieved in the search for the former Viper test site in Area B at the Site. Three pieces of frag were found in the original AOC area; however, this frag was thick indicating that it was not part of a bazooka rocket, but more likely part of the test target or other steel structure formerly on site.

3.1.3 Area D – End of TPLZ Range Fan AOC – Potential HE Target Focus Area

The End of TPLZ Range Fan AOC is located within Operational Area D (Figure 2-2). This AOC is a broad flat area lying just in front of (to the northeast of) the TPLZ. It is surrounded on three sides by very steep hillsides forming a bowl around the AOC. The study area included in the SMER is a small portion (200 feet x 200 feet square) of this AOC (referred to as the Potential HE Target Focus Area). It is located in the northern portion of the AOC not far from one of the Site access roads, which runs through the range fan. This evaluation area contains a small concrete pad with embedded, upright rebar on opposite sides. The structure resembles a typical target stand, where a mobile target would have been hung between upright supports. Based on the findings from 2005, this area requires more detailed evaluation. The pertinent features of the study area within the End of TPLZ Range Fan AOC are shown on Figure 3-3.

During previous investigations, this small area was found to contain frag that may be related to detonation of large caliber HE munitions. The fragmentation was long (over 8 inches) and very jagged showing a fragmentation pattern consistent with HE munitions.

3.1.4 Area D - Streambed AOC – Upper Bank Extension

The Streambed AOC is located within Operational Area D (Figure 2-2). The current 2.8-acre site (referred to as the upper bank extension) lies along the upper stream banks near the site where the Area E access road running through this area crosses Bedsprings Creek. The size and location are based upon estimates of the highest water levels that may be present in the creek during flash floods. Because items were found in Bedsprings Creek in 2005, and physical features of the AOC indicated that flood waters in the creek may have reached levels significantly above the apparent banks of the creek, it was determined that this area should be evaluated as a potential part of the streambed AOC. The area is steep in some locations and vegetation is quite thick, while other locations are relatively flat with short scrubby vegetation. Only those areas that were accessible were included in the SMER. The pertinent features of the expanded Streambed AOC are shown on Figure 3-3.

No previous investigation has been conducted in the extension area. During previous investigations, the areas along the streambed adjacent to the new evaluation area were found to contain 20mm linked target practice ammunition, live primer assemblies, and 20mm scrap.

3.1.5 Area I – Airstrip AOC – Central Area Extension

The Airstrip AOC is located within Operational Area I (Figure 2-2). Based on the information available, it was never clear whether this AOC was ever used for testing. The supplemental evaluation area (referred to as the central area extension) is an northerly and easterly expansion of the original Airstrip AOC. This area initially included 0.8 acre near the center of the historical airstrip, north of the original AOC evaluated in 2005. It encompasses the site of two concrete slabs, two brake drums, and a debris pile discovered late in 2005. The brake drums could have historically been used to hold uprights from which targets were suspended for test firing of (generally) small caliber guns at relatively close range. Concrete pads may sometimes be found at firing points or targets locations. Because there were some limited historical data regarding a potential 20mm test conducted “near the center of the range”, it was determined that more data were needed to assess the use of this area; however, it was not possible to further evaluate this site during the 2005 field season.

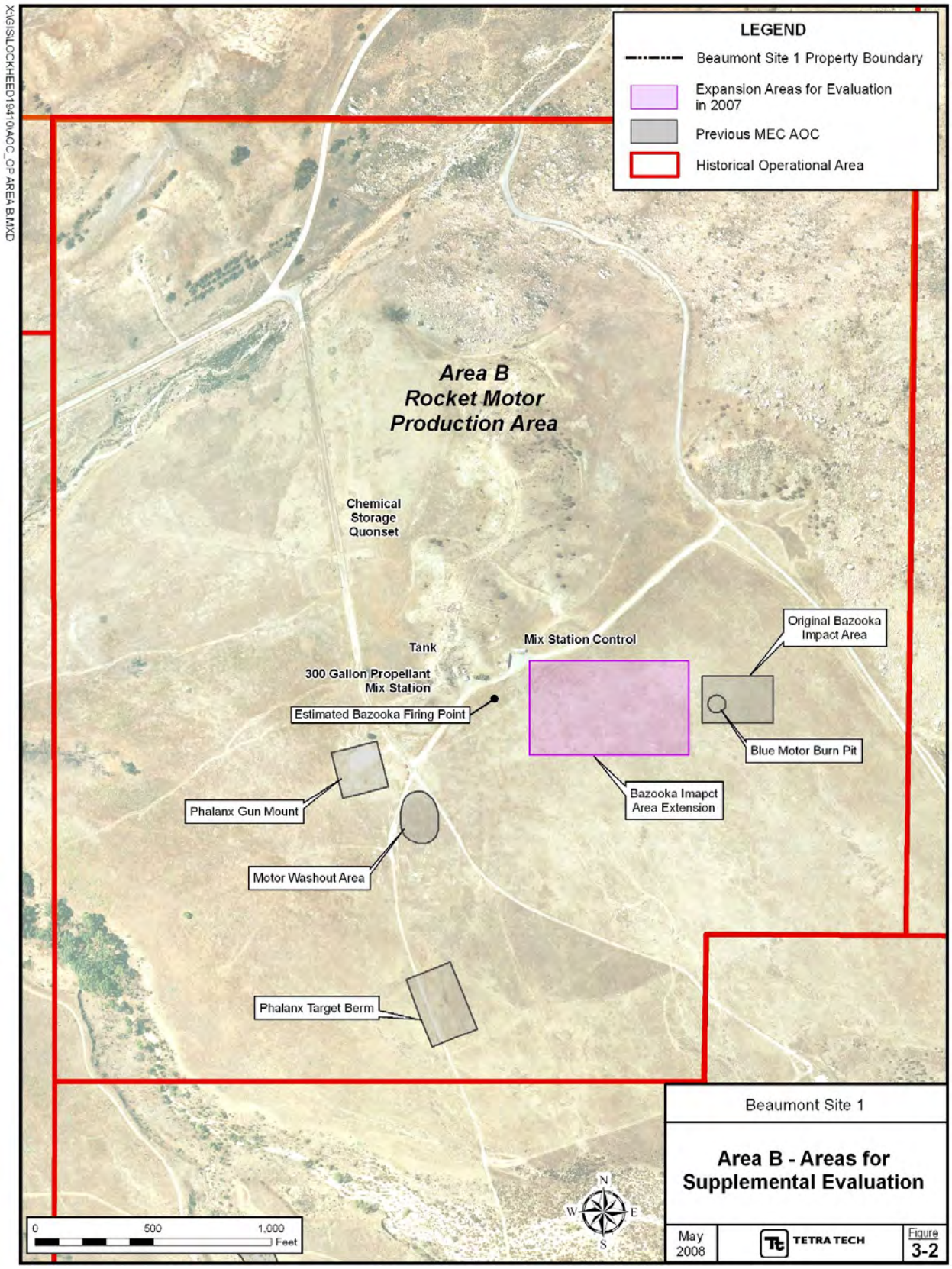
X:\GIS\LOCKHEED194\10\AOC_OP AREA B.MXD
LEGEND
Beaumont Site 1 Property Boundary
Expansion Areas for Evaluation in 2007
Previous MEC AOC
Historical Operational Area
Area B
Rocket Motor
Production Area
Chemical Storage Quonset
Tank
300 Gallon Propellant Mix Station
Mix Station Control
Original Bazooka Impact Area
Estimated Bazooka Firing Point
Blue Motor Burn Pit
Bazooka Imapct Area Extension
Phalanx Gun Mount
Motor Washout Area
Phalanx Target Berm
0
500
1,000
Feet
N
W
E
S
Beaumont Site 1
Area B - Areas for Supplemental Evaluation
May 2008
TETRA TECH
Figure 3-2

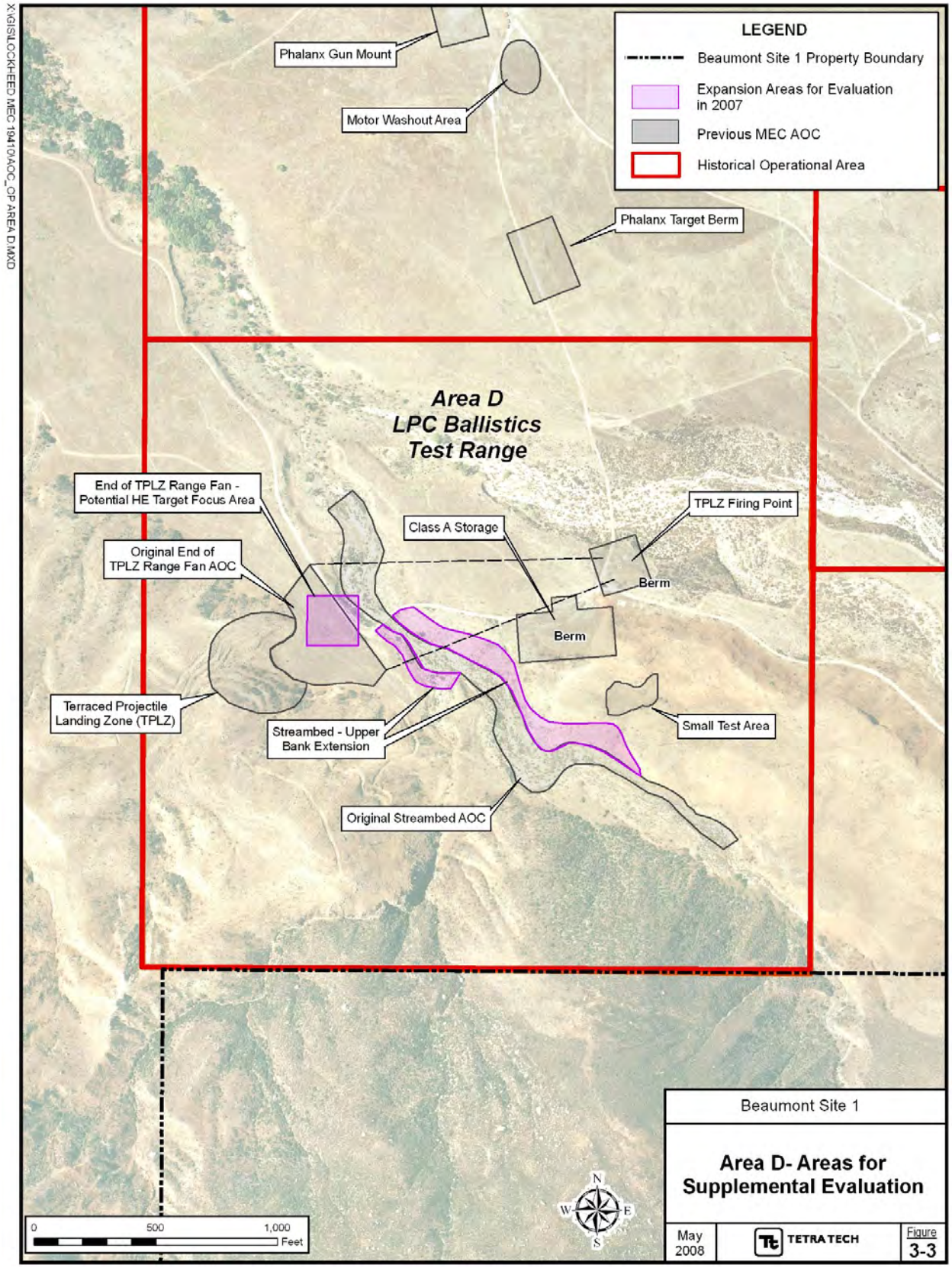
X:\GIS\LOCKHEED MEC 1941\AOC_OP AREA D.MXD
LEGEND
Beaumont Site 1 Property Boundary
Expansion Areas for Evaluation in 2007
Previous MEC AOC
Historical Operational Area
Phalanx Gun Mount
Motor Washout Area
Phalanx Target Berm
Area D
LPC Ballistics
Test Range
End of TPLZ Range Fan - Potential HE Target Focus Area
Original End of TPLZ Range Fan AOC
Class A Storage
TPLZ Firing Point
Berm
Berm
Terraced Projectile Landing Zone (TPLZ)
Streambed - Upper Bank Extension
Small Test Area
Original Streambed AOC
0
500
1,000
Feet
N
W
E
S
Beaumont Site 1
Area D- Areas for Supplemental Evaluation
May 2008
TETRA TECH
Figure 3-3

The size and shape of the initial SMER evaluation area was modified (increased by approximately 7.2 acres) when it was determined that the concrete slabs were targets that had been buried horizontally. The pertinent features of the expanded Airstrip AOC are shown on Figure 3-4. The figure includes both the initial and the secondary SMER evaluation areas.

During previous investigations in the airstrip AOC, three non-ferrous, expended 27.5mm base pieces were found near the southern end of the airstrip. No MEC was found. The concrete slabs and other items mentioned above in the description of the initial supplemental evaluation area were also found during previous investigations.

3.2 MEC REMOVAL AREAS

When the SMER began, it was anticipated that only one area would require MEC removal, the Area A Target Impact Area AOC. As previously stated, a second removal area was added during the course of the SMER. These two areas are discussed in the following sections.

3.2.1 Area A – Target Impact Area AOC – Final MEC Removal Area

When the SMER began, it was anticipated that the MEC removal in Area A would include the 80 acres in the original AOC identified in 2005 and possibly some additional areas in the new SMER evaluation areas to the east and west. After evaluation of the new extension areas was complete, it was determined that the original AOC contained the accessible portions of the range and no expansion of the area would be needed for MEC removal. In fact, the size of the removal area decreased slightly when inaccessible areas were removed and the location of the eastern bank of Potrero Creek was accurately established in the field. Definition of the range removal area began with the written historical record that indicated the firing point was at the base of a small knoll at the south end of the valley containing the range. The record indicates that test firing was in a northerly direction toward a berm present about a mile from the firing point.

The second stage of identification consisted of collecting anecdotal information from a former LMC employee who worked in Area A assisting Aerojet with ballistics test activities. Interviews with this individual provided data that corroborated the location of the firing point; however, the individual stated that the berm present in the center of the range was not a target berm and was not present when Aerojet's ballistic testing ceased. This individual established the general target area as being between 1,500 and 3,500 feet from the firing point. During a site visit, he indicated that a debris field found about 2,200 feet from the firing point appeared to be the site of a former target on the

range. This employee further indicated that although there was initially a target berm at approximately 7,500 feet from the firing point (MWD Berm) he did not remember them ever using this target due to the length of wiring that would have been needed to carry test data to the control building at the firing point. The former employee also indicated that 30mm armor-piercing projectiles were tested that were designed to pass through metal targets and detonate between the targets and earthen berm built as backstops behind the targets. He further indicated that some of the projectiles did not detonate after passing through the metal target and they continued through the berm and down the range. Documentation for 2005 interviews conducted with this employee is included in the Summary Report for the Munitions and Explosives of Concern (MEC) Evaluation.

Finally, the field data were overlain on the historical and anecdotal information to identify consistencies and allow development of MEC removal boundaries for the range. Three 30mm HE projectiles found in 2005 were located near the northern end of the general target area described by the former employee. To the south of these HE projectiles, three inert 30mm projectiles were found. One of these inert projectiles was at the location of the debris field previously identified as being near one of the early range targets. Fragmentation was located both north and south of the general target area described by the former employee, with a majority being north. It is anticipated that fragments from a projectile in motion along the range would generally continue downrange and be deposited in a roughly semi-circular distribution downrange of the targets. For a 30mm HE projectile the maximum fragmentation distance would be expected to be between 800 and 900 feet, although the exact distance cannot be calculated for the experimental rounds fired in Area A. Based upon this assumption, the frag patterns observed suggest that targets may have been placed as far down range as 3,700 feet from the firing point.

The final MEC removal area was approximately 66.6 acres. It included the target area delineated by the former range employee and buffer zones to the north and south covering the estimated fragmentation area. In addition, the area north of the primary target area, between the last suspected target site and the MWD Berm, was included because at the time the area was developed two inert projectiles had been found in this berm. Generally, the lateral extent of the removal included the floor of the valley containing the range, which is approximately 500 to 600 feet wide at most locations. Final adjustments were made based on the results of the evaluation phase of the SMER and the actual field locations of physical features limiting access such as Potrero Creek and steep or rocky hillsides. Figure 3-5 shows the final MEC removal boundary for the range in Area A. The development of this area is discussed in the SMER Work Plan (Tetra Tech, 2006).

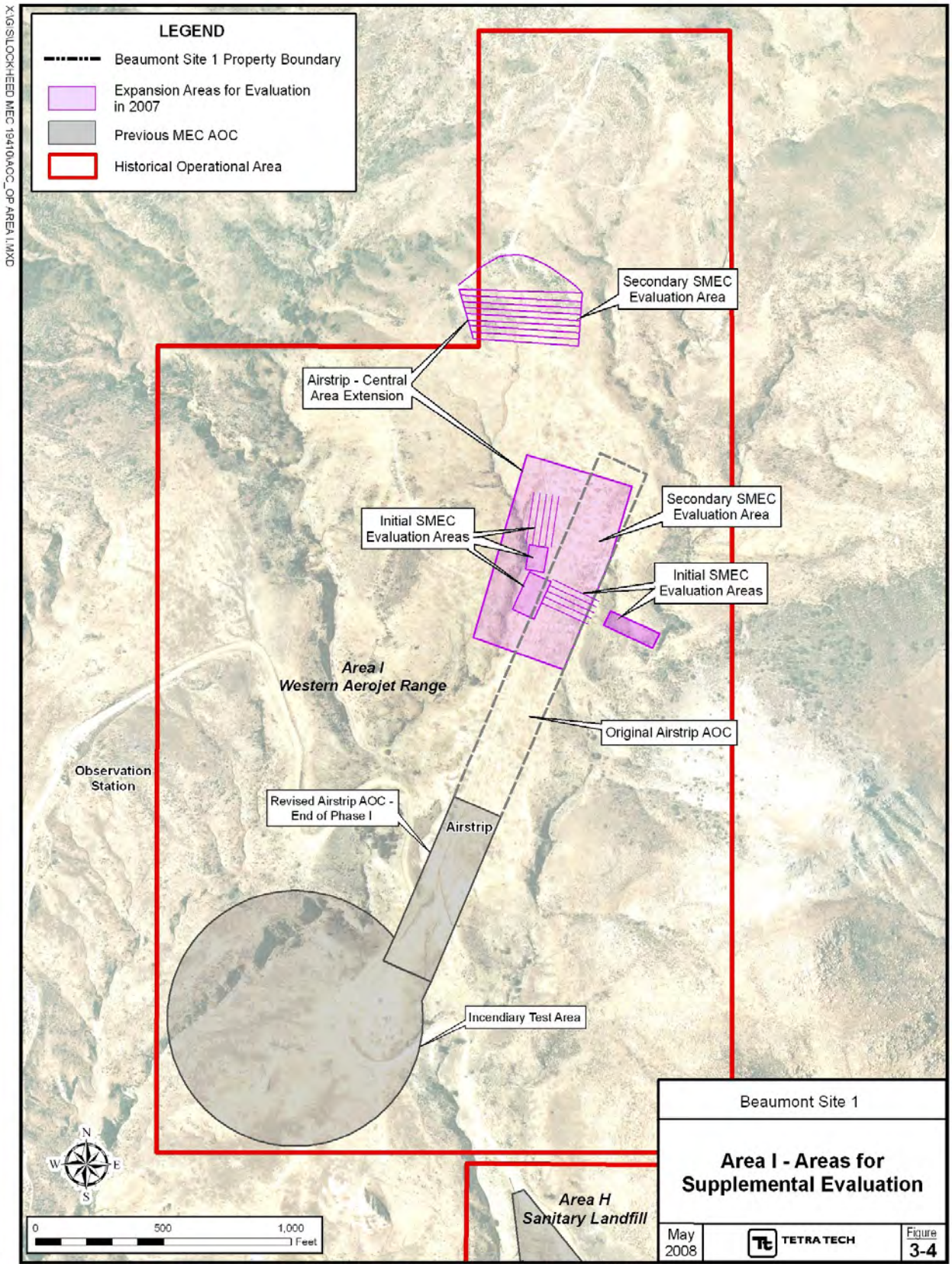
X:\G\SLOCKHEED MEC 19410\ACC_OP AREA I.MXD
LEGEND
Beaumont Site 1 Property Boundary
Expansion Areas for Evaluation in 2007
Previous MEC AOC
Historical Operational Area
Secondary SMEC Evaluation Area
Airstrip - Central Area Extension
Initial SMEC Evaluation Areas
Secondary SMEC Evaluation Area
Initial SMEC Evaluation Areas
Area I
Western Aerojet Range
Original Airstrip AOC
Observation Station
Revised Airstrip AOC - End of Phase I
Airstrip
Incendiary Test Area
Area H
Sanitary Landfill
N
W
E
S
0
500
1,000
Feet
Beaumont Site 1
Area I - Areas for Supplemental Evaluation
May 2008
TETRA TECH
Figure 3-4

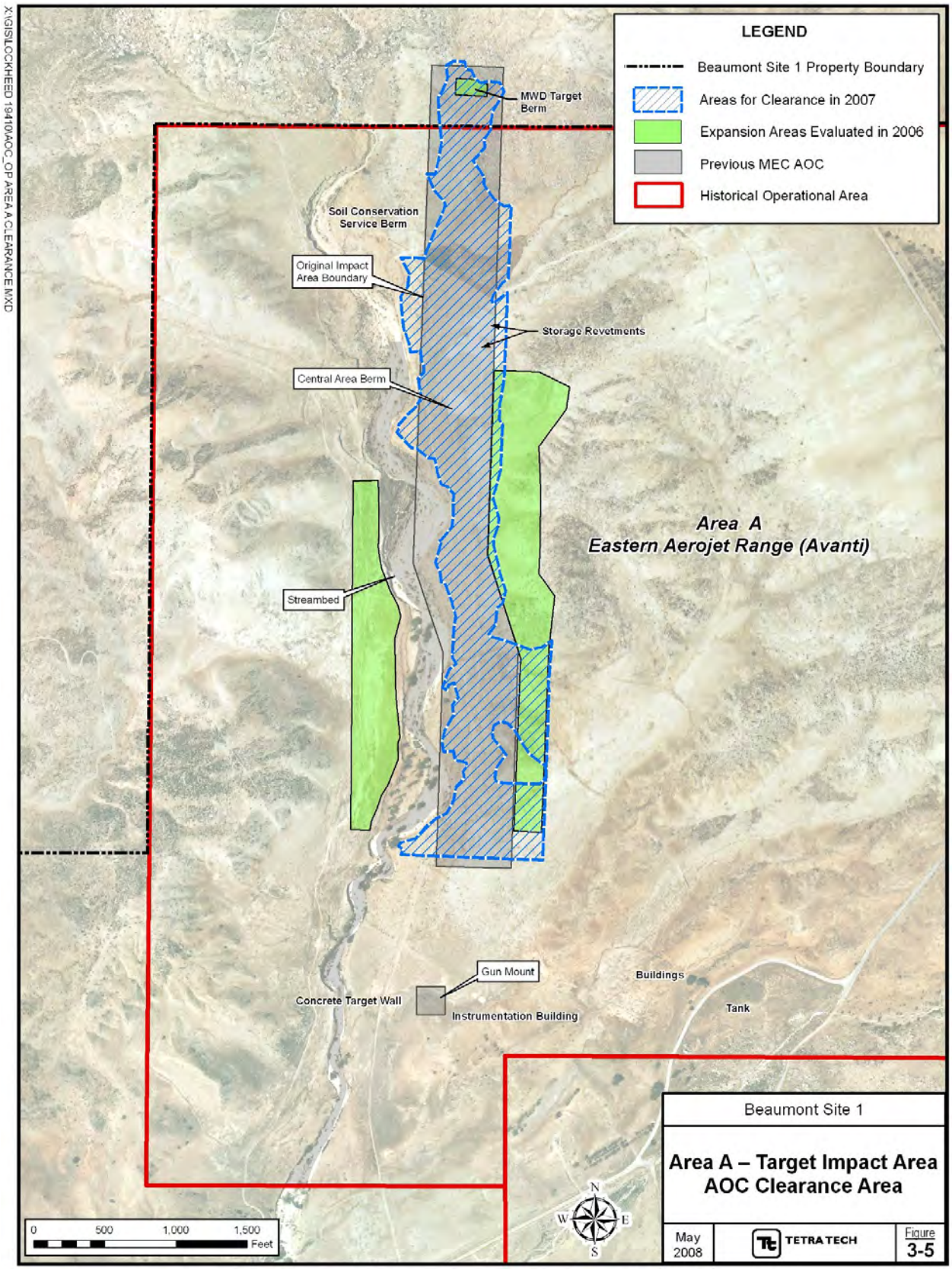
X:\GIS\LOCKHEED 19410\AOC_OP AREA A CLEARANCE.MXD
LEGEND
Beaumont Site 1 Property Boundary
Areas for Clearance in 2007
Expansion Areas Evaluated in 2006
Previous MEC AOC
Historical Operational Area
MWD Target Berm
Soil Conservation Service Berm
Original Impact Area Boundary
Storage Revetments
Central Area Berm
Streambed
Area A
Eastern Aerojet Range (Avanti)
Gun Mount
Concrete Target Wall
Instrumentation Building
Buildings
Tank
0 500 1,000 1,500 Feet
N
W
E
S
Beaumont Site 1
Area A – Target Impact Area
AOC Clearance Area
May 2008
TETRA TECH
Figure 3-5

3.2.2 Area I Airstrip AOC – Range Remainder

As previously stated, a portion of the Area I airstrip AOC was identified for MEC removal actions during the SMER. The Esperanza Wildfire burned over most of the Site in the fall of 2006, eliminating nearly all of the vegetation. While searching for the potential backstop for the concrete target found near the center of the airstrip in Area I, the Senior UXO Supervisor (SUXOS) was sweeping the lower hillsides surrounding the north end of the airstrip. The SUXOS noticed what appeared to be the remnants of a road leading up into the hills. This road had previously not been visible from the airstrip plateau due to the presence of brush and grass on the hillsides, as well as the poor conditions of the road. Upon inspection, the SUXOS discovered that the road led to a small berm constructed against a steep hillside. Visual inspection indicated that the berm lined up with the concrete target near the center of the airstrip and the estimated range firing point near the southern end of the airstrip. Inspection of the berm with a Schonstedt ferrous metal detector yielded seven strong audible responses, indicating that there were metal objects within the berm. Further inspection of the berm area revealed a piece of sheet metal with a series of holes measuring approximately 27.5mm in diameter. The sheet metal was partially buried in a drainage ravine near the berm.

Even though no ballistics testing had been documented in Area I, several 27.5mm practice projectiles had been discovered near the central target in this AOC during the evaluation phase of the SMER and some of the frag found in that same area appeared to have some characteristics of HE frag. Based on the data available, and the potential for undocumented HE munitions use, the northern end of the airstrip plateau, the remote target berm, and the estimated range fan for that berm were identified for MEC removal actions. Figure 3-6 shows the removal area. The data that resulted in the identification of this area for MEC removal are discussed in more detail in Section 9.3.

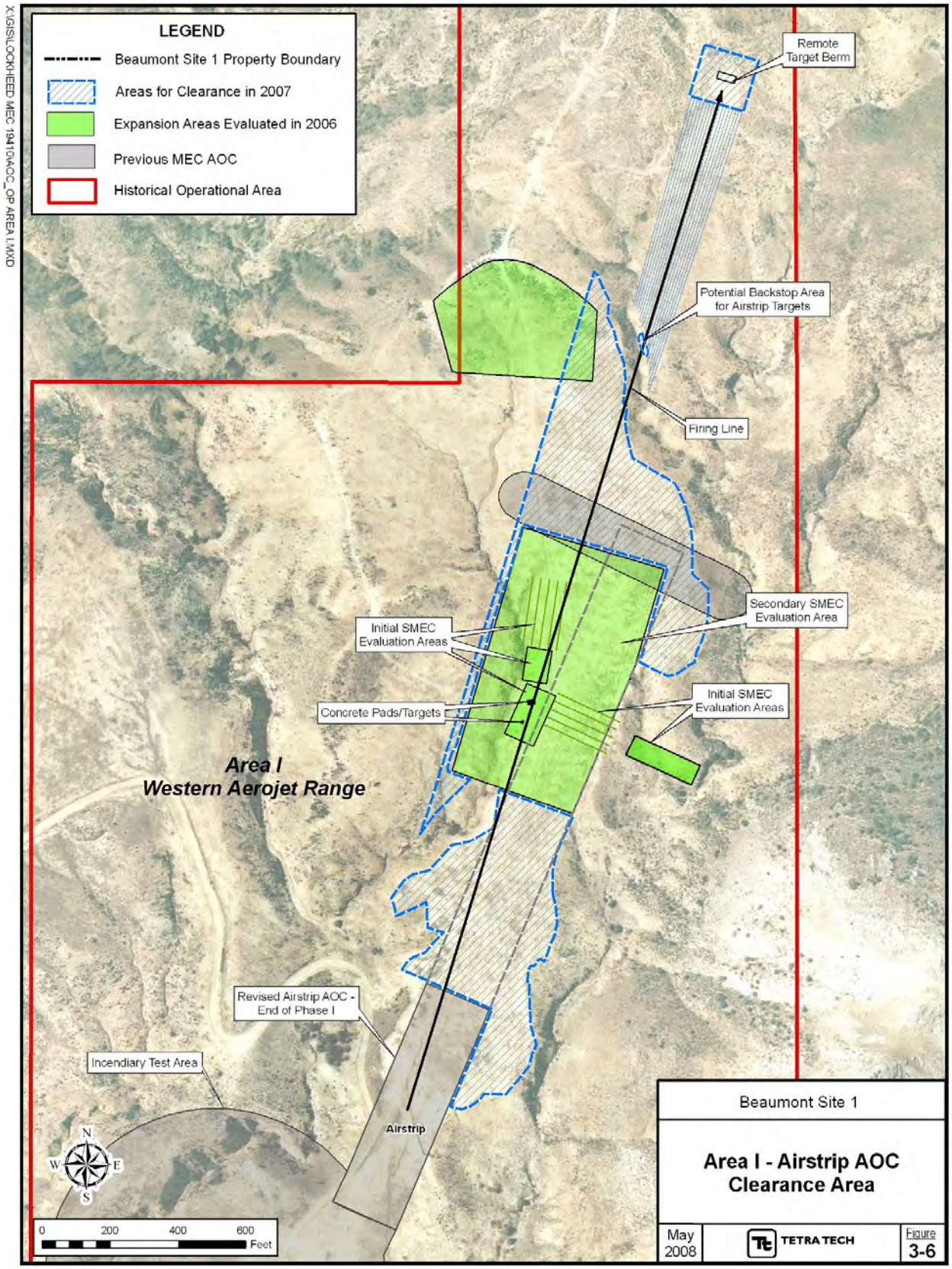
X:\GIS\LOCKHEED MEC 19410\AOC_OP AREA I.MXD
LEGEND
Beaumont Site 1 Property Boundary
Areas for Clearance in 2007
Expansion Areas Evaluated in 2006
Previous MEC AOC
Historical Operational Area
Remote Target Berm
Potential Backstop Area for Airstrip Targets
Firing Line
Secondary SMEC Evaluation Area
Initial SMEC Evaluation Areas
Initial SMEC Evaluation Areas
Concrete Pads/Targets
Area I
Western Aerojet Range
Revised Airstrip AOC - End of Phase I
Incendiary Test Area
Airstrip
N
W
E
S
0
200
400
600
Feet
Beaumont Site 1
Area I - Airstrip AOC Clearance Area
May 2008
TETRA TECH
Figure 3-6

4.0 MEC EVALUATION AND REMOVAL ACTIVITIES/METHODS

This section briefly describes the methodology that was used to collect data to fill data gaps in support of the characterization and validation of the CSM for the Site with respect to historical MEC use, storage, and disposal. A detailed discussion of how each methodology was proposed to be executed is presented in the *Final Work Plan Munitions and Explosives of Concern (MEC) Evaluation* (Tetra Tech, 2005a). Various modifications to the methods were made in the planning phase for the SMER to support new activities or new deployment platforms. These modifications were discussed in detail in the *Supplemental Evaluation Work Plan, Lockheed Martin Corporation Former Beaumont Site 1 Beaumont, California* (Tetra Tech, 2006a) and the *Supplemental Clearance Work Plan, Lockheed Martin Corporation Former Beaumont Site 1 Beaumont, California* (Tetra Tech, 2006b)

4.1 MOBILIZATION AND SITE PREPARATION

Mobilization and site preparation were performed as necessary to support and facilitate the planned field activities for the SMER. Preparation activities included mobilization of equipment; setup of a site office and equipment storage area; setup of an explosives storage magazine; initial UXO training for the site staff; boundary and corner staking; and vegetation removal where needed to facilitate MEC operations.

Site-specific training for the SMER covered the types and quantities of MEC potentially present, the physical site hazards, and the challenges posed by the remoteness of the site. The staff also received training in the use of the advanced evaluation techniques and equipment to ensure they were fully competent in equipment operation and data collection and management. In addition, site staff received specialized training regarding the endangered SKR and mitigation measures designed to protect the species. This training was presented by the senior site biologist. Staff was instructed that the biologist was to examine work areas prior to intrusive activities. SKR burrows in roadways or in off-road areas where driving was essential were covered with plywood or rubber mats by the site biologists to protect the burrows from damage.

4.2 STAKING AND VEGETATION REMOVAL

Prior to beginning the SMER, it was necessary to stake the boundaries and/or remove tall grass and weeds to ensure that the staff could accurately locate the work areas and access the sites with the necessary equipment. Disturbance was kept to a minimum during these activities to avoid impacts to the indigenous wildlife.

AOC boundaries were delineated using wooden stakes or pin flags. The markers were placed using a differential global positioning system (DGPS) to ensure that work areas were accurately defined and documented. The DGPS was used in conjunction with established control points on site to provide centimeter accuracy in the location data.

Vegetation was trimmed to a height of 4 to 6 inches, where possible. This provided the necessary access while minimizing the risk of contacting MEC items located on the ground surface. Vegetation was not trimmed or removed in streambeds because these are sensitive habitats and are used by the wildlife on site during the dry season. Following the Esperanza Wildfire in the fall of 2006, it was also necessary to remove some small charred trees that posed a hazard to site personnel.

4.3 HISTORICAL RESEARCH

During previous investigations, a search was made for former LMC employees who may have worked at the Site. One individual contacted was employed by LMC, but was loaned to Aerojet to assist with testing in Area A. This individual reported that live ammunition was used in Area A. He also stated that he had made infrequent trips to Area I and had been present when Aerojet was testing ammunition near the north end of the airstrip in that operational area. During the SMER, this individual was re-interviewed and asked to re-visit the site to review Area A in light of the new field findings. As a result of his previous visits, he was able to remember more details about the gun setup, target locations, and range sweep (cleanup) procedures. Most importantly, this former employee re-confirmed that the target area used by Aerojet was near the center of the current target impact area AOC. New information obtained from this former employee is summarized in the interview form in Appendix A.

4.4 GEOPHYSICAL MAPPING

4.4.1 Geophysical Prove-out (GPO)

At the beginning of the project, a small test bed was developed to ensure the equipment, methods, and personnel utilized would collect data of sufficient quantity and quality to meet the project objectives. Initially, 11 small MEC items ranging from 20mm to 40mm were buried at depths between 2 and 12 inches below the ground surface. The depth of each item was selected to fall within the expected range of detection for that size item, based on the capabilities of the detection equipment. In addition, the depth selection took into consideration the objectives of the geophysical program (i.e., detect 30mm projectiles at 8 inches below ground surface). Generally, it is anticipated that MEC items should be detected at depths up to 11 times their respective diameters.

This general performance goal for detection depth is a common industry standard developed by the United States Army Corps of Engineers (USACE, 2000; Revised 2007).

In 2006, two large items simulating the 2.75-inch rockets potentially present in Area B were added to the test bed. Additionally, six small diameter items were added to ensure that an adequate number of appropriately sized items was present to support work in the various areas on site.

Data were acquired over the GPO test bed, and the sensitivity of the instrumentation (all deployment modes) was established prior to the performance of geophysical survey activities on site. Each instrument operator was required to successfully map (detect) all items in the GPO test bed before being qualified to conduct geophysical data collection. The results of the initial GPO are presented in Section 9.1.

4.4.2 Geophysical Mapping

Geophysical mapping was conducted in most MEC evaluation or removal areas during the SMER. Only those areas that were inaccessible or better suited for the use of hand-held metal detectors were not mapped. Mapping was accomplished using a Geonics EM61 MKII time-domain, electromagnetic pulse-induced metal detector (EM61 MKII) coupled with a Leica DGPS. The EM61 MKII was deployed in three different types of configurations to meet the data collection needs and accommodate the physical conditions in each area surveys.

4.4.2.1 Man Portable Mapping System

The initial evaluation in most areas was accomplished using a man-portable configuration of the detection and positioning equipment. In the Tetra Tech man-portable configuration, two operators are used to collect the geophysical data. One person transports the EM61 MKII coils (1 meter square) and DGPS antenna (centered above the coils) while the other person, walking approximately 10 feet behind, carries the electronics package and a Juniper Allegro data recorder. This configuration renders the system more manageable and allows data collection in less accessible areas than a system that requires a single individual to carry all of the equipment. The two-person team walked along predetermined pathways in the various AOCs collecting data IAW the procedures and techniques described in the work plan. For man-portable mapping, the EM61 MKII lower coil height was set at approximately 16 inches (standard operating

height) above the ground surface. The height of the lower coil was measured prior to each data acquisition session to ensure repeatability between different team members and different data acquisition sessions. In areas where transects were mapped with the man-portable system, a 6-foot-wide swath was mapped using two passes along each transect. During the first pass the equipment was aligned with the left side of the lane. On the return pass, it was aligned with the right side of the lane providing overlap in the mapping, which produced 2-dimensional data.

A Juniper Allegro data recorder was used to record the EM61 MKII measurements at a rate of 12 to 15 times per second, and the DGPS measurements were integrated with the EM61 MKII measurements in real time at a rate of approximately 2 times per second. In areas where grids were mapped, optimum spacing between adjacent data acquisition transects was initially identified as ~2.5 feet in the work plan; however, spacing was greater for some areas based on the results of the GPO and specific site conditions. The spacing did not exceed 4.0 feet except where aboveground obstacles were present.

4.4.2.2 Cart-Mounted Mapping System

During the evaluation and follow-on MEC removal in Area I, the man-portable system was used in conjunction with a wheel-based system that involves mounting the EM61 MKII and DGPS equipment on a two-wheeled cart similar to a rickshaw. This system helped standardize the height of the geophysical sensor (approximately 16 inches) in areas with moderate slope and reduced stress on field personnel caused by high temperatures and dry conditions on the site. Other than the coils being pulled on wheels, the system is the same as the man-portable system and the team used the same swath width and dual-pass mapping methodology.

4.4.2.3 Vehicle-Towed Array Mapping System

For the removal work in Area A, which is relatively flat, most geophysical mapping was accomplished using a vehicle-towed array (VTA) to allow efficient collection of high quality data. The VTA uses an array of five Geonics EM61 MKII electronics packages and 0.5-meter (m) coils set approximately 15 inches above the ground surface, and two Leica DGPS set above the coils. This data collection array is mounted on a fiberglass frame that is towed behind a small, diesel-powered, all-terrain vehicle (Kawasaki Mule). A third DGPS combined with a swath guidance system was used for navigation. The VTA configuration has an effective line spacing of 2.0 feet and swath width of 10.0 feet. Geophysical data were acquired at a rate of approximately 10 to 12 times per second

for each EM61MKII sensor by the on-board data acquisition computer, and the RTK-corrected DGPS data were recorded at 1-second intervals. The on-board software for the VTA uses a graphical user interface and displays in real time the equipment battery voltages, signal intensities, track path, and a site base map. The use of the software permits any potential errors associated with data recording (e.g., sensor not turned on, battery voltage low, etc.) to be realized immediately and measures taken to fix the problem prior to additional data being corrupted. At normal VTA collection speeds of 3 to 5 feet per second, the stated acquisition rate translates to a spatial sample density of approximately 4 to 6 inches along the ground surface for the EM61 MKII measurements.

4.4.3 Data Processing and Interpretation

After each data set was collected, the geophysical data were processed and interpreted according to the procedures in the approved work plan to yield a list of target anomalies. The list included primary targets (those targets meeting the selection criteria for each AOC based on the known or anticipated size of the munitions of interest [see Table 9-2]) and secondary targets (those targets falling outside the range of the selection criteria). A dig package was prepared to direct intrusive investigation of the selected anomalies in the field. This package included the list of the target anomalies and their coordinates and estimated depth, along with a color-coded map of the geophysical mapping results showing the locations of the targets. The target list, called a “dig sheet”, contained all of the targets for the AOC. All primary targets (digs) on the list were excavated and evaluated. A minimum of ten percent of the secondary targets (no digs) was also selected for excavation and evaluation to ensure that the interpretation criteria used have identified all targets of interest (i.e., MEC). The quality of the data was also ensured by demonstrating the ability of the data collection system to adequately meet the data objectives for the project by completing the GPO prior to implementation of geophysical mapping in the field (see Section 9.1).

4.5 MEC EVALUATION AND REMOVAL TECHNIQUES

A number of different MEC evaluation techniques were applied at the Site to allow safe, effective, and efficient collection of data under a variety of environmental conditions and with respect to specific MEC characteristics anticipated in each AOC. The following sections present a brief description of the various techniques, along with a discussion of the criteria that indicate a particular technique is appropriate for MEC evaluation.

4.5.1 Surface Sweep

An MEC surface sweep consists of systematically moving through the identified search areas using visual observation and metal detectors to locate potential MEC on the ground surface. UXO Team members are typically positioned approximately 5 feet apart, allowing each team member to sweep a 5-foot-wide swath through the area. Alternative patterns or team spacing may be used to efficiently cover the necessary area. The team carefully evaluates each surface anomaly found to determine whether it is MEC or MEC-related. No intrusive work is conducted during a surface sweep. Surface sweep techniques were applicable for a number of SMER objectives including:

- Removing immediate MEC hazards on the ground surface prior to vegetation removal/mowing for MEC evaluation or removal in areas where an armored mower was not used for vegetation reduction; and,
- Clearing metallic debris that may have interfered with geophysical mapping.

For this project, surface sweeps were performed using either a Schonstedt magnetometer or a Vallon all-metal detector. All items detected visually or with the metal detectors were examined to determine if they were MEC-related. The geographic location and description for MEC located were recorded in the MEC accountability log for the project. Descriptive information was also recorded in the field logbook and on the daily progress/operations reports. General descriptions of the metal debris found in each area were entered into the field logbook; however, exact locations were not recorded for metal scrap unless the items were of interest in evaluating the historical use of a particular area (items such as reinforced concrete slabs with holes that appeared to be munitions related).

4.5.2 Mag & Dig

Mag & Dig consists of systematically moving through the identified search areas using metal detectors to locate potential MEC at depths ranging from 0 to 18 inches below ground surface depending on the size, shape, orientation, and material make up of the items. Typically, 5-foot-wide search lanes are marked out, and a team of UXO Technicians then moves down each lane sweeping the metal detector back and forth to identify metallic anomalies. It is sometimes difficult to accurately predict the size of a buried metallic item using this technique; therefore, it is most applicable in areas where low levels of debris such as wire or nails are present. Too much debris will prevent the UXO team from efficiently finding and removing MEC items. Mag & Dig techniques were applicable for a number of SMER objectives including:

- Evaluating areas where munitions-related items were anticipated to be located near the surface;
- Evaluating areas where terrain and vegetation limited access with bigger, more advanced detection equipment; and,
- Evaluating areas where a limited amount of coverage would yield the desired quantity of data.

For this project, Mag & Dig was performed using either a Schonstedt magnetometer or a Vallon all-metal detector. The choice of instrument depended on the anticipated makeup of the target anomalies (ferrous or non-ferrous materials) and on the physical characteristics of the work area. Excavation during Mag & Dig was performed by the UXO team using shovels and picks, or a back hoe, IAW the procedures specified in the work plan. All metallic items were removed from the excavation (if it was safe and possible to do so) and examined to determine if they were MEC-related. Where possible, the UXO team excavated to depths of up to 4 feet in search of the selected subsurface anomalies. They also extended the search to all accessible areas within approximately 1 meter of the apparent anomaly location, as indicated by the audible signal from the detector, in an effort to locate the targets. If no metallic items were found, the dig was classified as a no find. Following completion of Mag & Dig investigation, each area was restored by backfilling the excavations and removing metal scrap (where possible) for proper disposal or recycling.

The geographic location (coordinates) and description were recorded for MEC items located during Mag & Dig. In relatively accessible areas, the coordinates were recorded using the DGPS. The types and numbers of MC were also recorded on an area-by-area or grid-by-grid basis. General descriptions of the metal debris found in each area were entered into the field logbook; however, exact locations were not recorded for metal scrap unless the items were of interest in evaluating the historical use of a particular area.

During the Mag & Dig operations on the steep hillsides east of the range in Area A, handheld Garmin personal navigators were used to record the coordinates of MC found. The team members were deployed on safety lines for this activity to prevent falls. The smaller Garmin units were used here because the heavy Leica DGPS equipment could not be safely carried by the team members descending the hills.

4.5.3 Intrusive Investigation

Intrusive investigation is similar to Mag & Dig; however, the subsurface anomalies investigated are pre-selected by geophysically mapping the search area and interpreting the geophysical data to locate anomalies of particular interest. The mapping data allows the interpreter to relatively accurately determine the size of buried objects so that the investigation process can be focused on items similar in size to the MEC anticipated to be present. Metal debris can be eliminated to a much higher degree than with Mag & Dig techniques. In addition, estimates for the depth of buried items can be obtained to assist field staff in prosecuting the anomalies.

Following interpretation of the mapping data, the UXO team receives a dig sheet listing all selected target anomalies along with their coordinates and a map showing the location of selected target anomalies in reference to the AOC boundaries. The pre-selected target anomalies are located in the field using a DGPS and marked with pin flags. The UXO team then excavates each anomaly to identify MEC or related items. A full description of the data interpretation and dig sheet preparation is presented in the Phase II work plan (Tetra Tech, 2005).

Intrusive investigation (coupled with geophysical mapping) was applicable for a number of SMER objectives including the following:

- Evaluating areas where a variety of MEC items of different sizes may have been present;
- Evaluating areas where large MEC items may have been present at greater depth; and,
- Evaluating areas where larger quantities of data were needed for MEC characterization or removal actions.

Geophysical mapping procedures are described in Section 4.4. Excavation procedures for intrusive investigation were identical to those described for Mag & Dig above. During intrusive operations, the coordinates of each target were predetermined and entered into the UXO dig sheets. It was not necessary for the team to record location data unless unanticipated or multiple items were found at significantly different locations within the 1 meter dig radius. A description of each target excavated was recorded along with the depth at which the item was found.

4.5.4 Disposal Pit Removal Actions

At several sites in Area A, buried disposal pits were identified. Most were in the immediate range area and initial investigation indicated that they were likely former target locations where target-related debris and potentially munitions items were present. Metallic debris was removed from these areas using tiered Mag & Dig techniques. The entire area was first cleared using Mag & Dig, and then a soil lift of approximately 6 to 8 inches was removed under the observation of UXO technicians. These two steps were repeated until a depth of at least 1 foot below ground surface was reached. In some cases the depth of removal was greater due to the presence of reinforced concrete that had to be removed to ensure that munitions items were not present beneath it.

4.5.5 Five Point Characterization

As previously stated, a number of disposal pits were encountered in Area A during the SMER. In most cases they were cleared with the procedure described in the previous section; however, a single disposal pit was located near the far eastern edge of the range that appeared to contain massive amounts of farm type waste (wire). Because of the size of this pit area, the amount of effort that would be required to completely remove the materials to a depth of 2 feet, and the location of the pit near the firing point and the edge of the range, a different approach was taken. A specialized intrusive sampling technique was applied to characterize the area and determine whether range-related debris was present. The extent of the pit was delineated and five discrete points were selected to represent the pit (north, south, east, west and center). Intrusive investigation was conducted at these five points and hundreds of pieces of wire were recovered. These data were used to infer that the remaining targets present in the pit were farm-related waste.

4.6 MEC DISPOSAL

Any MEC/UXO items discovered during the SMER were considered a high safety risk due to their experimental nature and were expeditiously treated using the blow-in-place (BIP) technique. This technique is detailed in the approved work plan. During the evaluation phase of the SMER, MEC treatment was conducted by the Riverside County Sheriff's Department HDT in cooperation with the Tetra Tech UXO personnel on site. The procedures used by the HDT are included in the approved work plan for the SMER. During the MEC removal phase of the SMER, treatment of MEC was performed by the Tetra Tech UXO team IAW approved standard operating procedures consistent with the

requirements in DoD 6055.9-STD, which is the standard adopted by the State of California. SOPs for acquisition, storage, and management of donor explosives for disposal were also generated and approved for the project. These SOPs are included in the approved work plan.

4.7 SOIL SAMPLING

Before and after each BIP treatment, soil samples were collected from the treatment site to ensure that the BIP operations did not leave behind any significant chemical contamination associated with either the donor explosives or the MEC being treated. Prior to BIP operations, a single grab sample was collected near the item being treated. Following the BIP, another grab sample was collected from the center of the small crater created by the BIP and a second composite sample was collected from several points along a circle about 2.5 feet from the center of the crater. The approved work plan for the SMER contains a complete description of the sampling techniques and analytical requirements. The results of soil sampling are discussed in Section 9.5.

4.8 DISPOSITION OF SCRAP

In preparation for disposition of MEC-related scrap at an off-site facility, the SUXOS performed inspection of the scrap to ensure that complete disposal/demilitarization was accomplished and the remaining scrap did not pose an explosive hazard. Following inspection, the SUXOS provided certification (IAW the approved work plan) that the MEC waste was visually inspected and did not represent an explosive hazard. All scrap items were also screened for depleted uranium as a precaution and several items were tested at a metallurgical laboratory to ascertain their composition to ensure that items sent off site for disposal were properly handled and disposed of (see Section 9.5).

In order to support comprehensive visual inspection of MC, an eXpray field test kit was used. This kit consists of paper wipes and three spray on developers applied sequentially. Each spray is designed to cause a color change in the wipe if a specific family of explosive compounds is present. Since this kit has detection limits as low as 2 nana grams for certain compounds it is not a reliable indicator of explosive hazard. False positive results are also possible using the eXpray kit if lacquers or fertilizers (and potentially other non-ordnance related nitrogen bearing compounds) are present on the item tested. Therefore, the kit was not used to make judgments regarding the specific presence of ordnance-related explosive compounds (or quantities thereof). The kit was used only to assist in the visual inspection process. If a positive reaction for explosive compounds was observed during any phase of the testing, the item in question was

visually re-examined for traces of explosive residue. Occasionally, the test was also applied during the MEC assessment or removal when frag with unusual characteristics was found. Frag that was twisted or had very irregular edges that could be the result of a high order (HE) detonation was tested to obtain generalized information about the potential presence of HE compounds. Results of these tests are discussed in the appropriate report sections.

Certified and verified scrap metal will be packaged IAW requirements for the selected disposal facility. Each bucket or drum will be labeled with a unique identification number. The packaged and labeled scrap will be transported under manifest to an approved disposal facility.

4.9 DATA COLLECTION AND MANAGEMENT TECHNIQUES

The SMER included a structured and detailed data collection and management system to handle the volume of data and provide a forum for use of the data to produce tables and reports.

Geophysical field data were collected electronically. The geophysical team used an Allegro ruggedized data collector or a Panasonic Toughbook laptop computer to electronically store data produced by the EM61 MK II and the associated Leica DGPS. As soon as the geophysical data were processed, they were uploaded into a site-specific folder on the corporate file transfer protocol (FTP) site for secure storage. This practice not only provided a backup copy of the data, but also made the data available to anyone needing to review or use it. Likewise, the interpretation results and dig sheets created from the data were uploaded onto the FTP site to allow the field team access and provide safe storage. The UXO field team used a Casio palm top field data logger to record dig data or recorded the data manually on dig sheets. Data from the Casio were downloaded at the end of each day to a laptop computer in the site office and checked for accuracy. Manually recorded data were transferred into Excel spreadsheets and stored electronically. As each assigned area was completed, the data set for that area was uploaded to the FTP site.

The field data were also summarized in the SUXOS's daily report, along with a description of daily activities and any other events or data of interest. Hard copies of the reports containing the signatures of the field staff performing the daily activities were couriered to the project manager for inclusion in the project files. The field reports are included in Appendix B of this report.

The completed dig sheets, geophysical data files, and photographs posted to the FTP site were downloaded at the Tetra Tech Lakewood Geophysical Processing Center in Lakewood, Colorado, and loaded into a Microsoft® Access database used to manage the data. Reports were generated providing summary information as needed and requested by the field staff and project manager. The database is provided on a CD in Appendix C of this report.

5.0 AREA SPECIFIC MEC EVALUATION

A variety of investigative techniques were applied during the implementation of the geophysical mapping and MEC evaluation elements of the SMER. The techniques used depended on the physical nature and type of ballistics testing or other ordnance operations performed at each AOC. The following sections describe the activities/ techniques employed during the evaluation of each AOC. MEC removal activities/ techniques are discussed in Section 6.

5.1 AREA A – TARGET IMPACT AREA AOC – EASTERN AND WESTERN EXTENSIONS

The focus of the MEC evaluation in this area was more accurate delineation of the range for MEC removal. The evaluation consisted of investigation of areas to the east and west of the known range in potential buffer or ricochet areas. It also included investigation of the MWD Berm north of the LMC property line to confirm that this berm was part of the range. The evaluation had four basic components:

- Geophysical mapping (man-portable configuration) and intrusive investigation of a series of transects on the west side of Potrero Creek running parallel to the line of fire for the range. The transects were spaced at approximately 50 feet on center and covered an area extending from approximately 1,000 feet to 3,500 feet north of the firing point for the range and extending west a maximum distance of approximately 450 feet from the central firing line for the range. This area was determined to be reasonably within the ricochet or buffer area for the range. The area was investigated to confirm the western limits of the range.
- Geophysical mapping (man-portable configuration) and intrusive investigation of a series of transects on the east edge of the range running parallel to the line of fire for the range. The transects were spaced at approximately 50 feet on center and covered an area extending from approximately 1,000 feet to 2,200 feet north of the firing point for the range and extending east from the original AOC boundary approximately 150 feet. The north-south extent of the transect area was limited by the steep hills along the eastern side of the central range area. This area was determined to be reasonably within the ricochet or buffer area for the range. The area was investigated to confirm the eastern limits of the range.
- Mag & Dig investigation of a series of radial transects descending the face of the hills bordering the central portion of the range on the east side. This area is north of the transects discussed above. Five hills, numbered from one to five in a south to north

progression, were evaluated. Each hill had from four to eight consecutively numbered radial survey transects, which were spaced approximately equally in the areas of interest. The survey lanes were approximately 5 feet wide facilitating a comfortable and repeatable swing pattern for the detection instruments used in the evaluation This area was determined to be reasonably within the ricochet or buffer area for the range. The area was investigated to confirm the eastern limits of the range.

- Mag & Dig investigation of the MWD Berm located on the MWD property to the north of the Site at the end of the range. This investigation was limited to accessible areas on and near the berm and the steep, boulder-strewn hill behind the berm, where possible. Seventeen adjacent survey lanes were laid out traversing the area in a north-south direction. The lanes were consecutively numbered from east to west. The survey lanes were 5 feet wide facilitating a comfortable and repeatable swing pattern for the detection instruments used in the evaluation. A meandering path was used to perform Mag & Dig across the lower portion of the boulder strewn hill north of the berm. This area was investigated to confirm the northern limits of the range.

For the mapped evaluation areas, 272 anomalies were identified. Of this number, 203 targets were initially selected for evaluation based upon the approved selection criteria for the project (See Section 9.1). During the intrusive investigation an additional nine Quality Control (QC) targets (minimum 10 percent of the “No Digs” IAW the approved work plan) were selected to ensure that the data collection and interpretation process was successfully identifying the targets of interest for evaluation. These QC targets were initially defined as “No Dig” targets because they fell outside of the selection criteria. They were redefined as “Dig” targets.

On the hillsides east of the range, and at the MWD berm, targets were not pre-selected because Mag & Dig techniques were utilized. The team evaluated all metallic contacts registered with the metal detector including 17 targets on the hillsides and 337 targets at the MWD berm.

The geophysical mapping transects and the transects or lanes laid out for Mag & Dig operations are shown on Figure 5-1 along with the results of the geophysical mapping, where appropriate. Results of the MEC intrusive investigation in these areas are discussed in Section 9.3.1.

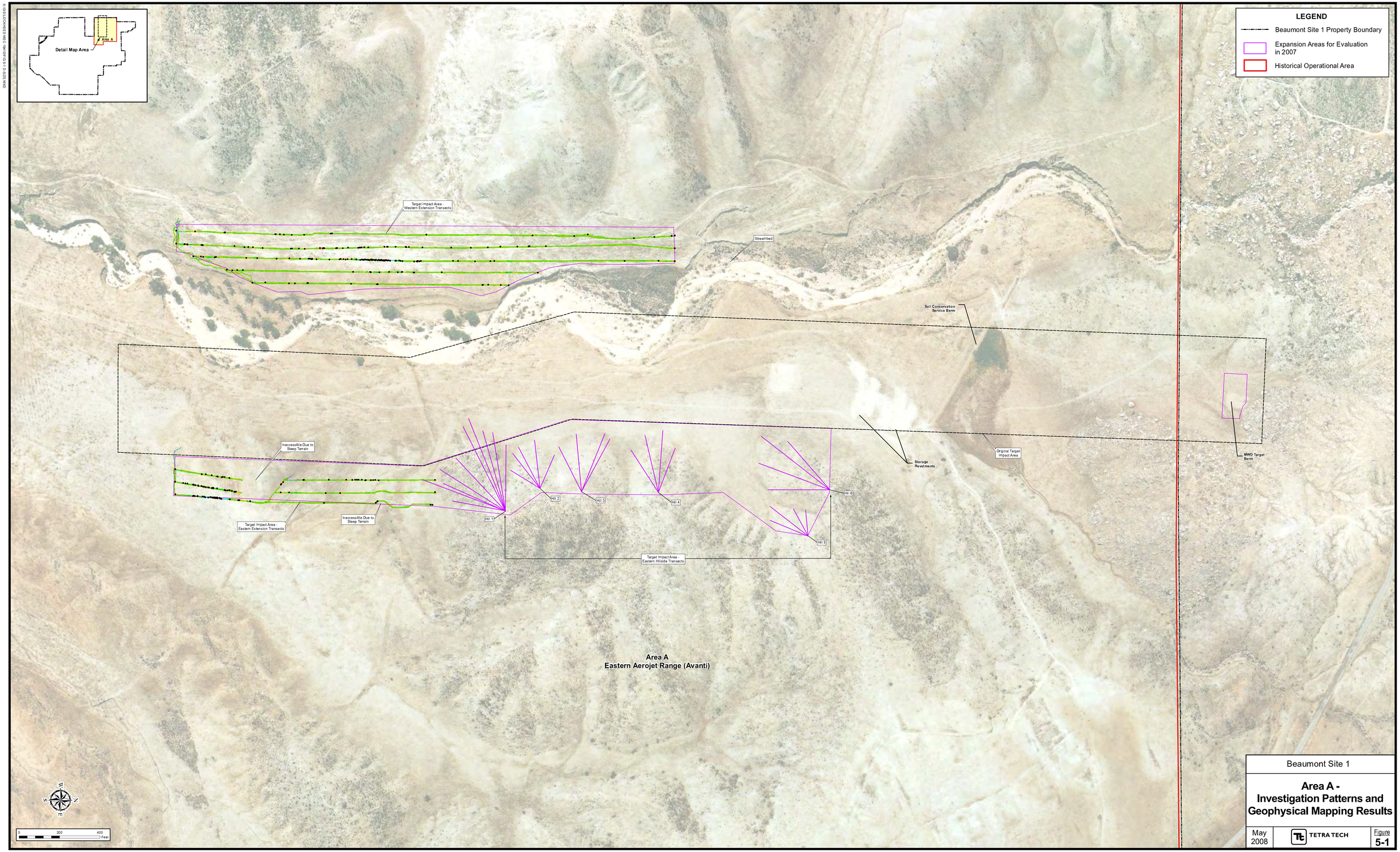

Beaumont Site 1

Area A - Investigation Patterns and Geophysical Mapping Results

May 2008

TETRA TECH

Figure 5-1

5.2 AREA B- BAZOOKA IMPACT AREA AOC EXTENSION

The focus of the evaluation in this area was location of the historical bazooka impact area and investigation of that area for potential MEC. It was necessary to confirm that Viper Bazooka rockets or related materials presenting a hazard are not present in the area most likely to have been the impact area. The evaluation had a single component:

- Geophysical mapping of the AOC extension and intrusive investigation of identified target anomalies. The extension, which measured about 650 feet by 450 feet, was divided into eight whole or partial grids for 100 percent mapping using the man-portable system configuration. Mapping included the GPO test bed, which was present in this area at the time of the survey. This area was evaluated because it was determined to reasonably incorporate the probable and possible locations of the Viper Bazooka test range.

The approved SMER work plan called for this area to be evaluated using Mag & Dig techniques due to the anticipated shallow depth of potential rocket and target frag. Because geophysical mapping provides more detailed and precise data, and the man-portable mapping system was available on site at the time of the Area B evaluation, a decision was made jointly among the project stakeholders to geophysically map the area. Although the Viper Bazooka rocket is a large munition (2.75-inch diameter, 27-inch length) and would generate a relatively large response signal during mapping (GPO data indicates ~80 mV at 10 inches), a small threshold response (3.5 mV) was used to select targets in this area to ensure that frag present in the area would be identified. Frag data could potentially be used to confirm the location of the impact area.

For this AOC, 292 anomalies were identified. Of this number, 150 targets were initially selected for evaluation based upon the approved selection criteria for the project. During the intrusive investigation, an additional 15 QC targets were selected to ensure that the data collection and interpretation process was successfully identifying the appropriate targets of interest for evaluation.

The geophysical mapping grids are shown on Figure 5-2, along with the results of the geophysical mapping. Results of the MEC intrusive investigation of this area are discussed in Section 9.3.2

5.3 AREA D – END OF TPLZ RANGE FAN AOC - POTENTIAL HE TARGET FOCUS AREA

The focus of the evaluation at the potential HE target in Area D was to ensure that HE munitions or related materials presenting a hazard are not present in the area. Because there was a great deal of metal debris present during the initial survey of the area in 2005, it was determined that a second evaluation might reveal targets masked by debris during the initial work. The SMER evaluation had a single component:

- Geophysical mapping and intrusive investigation of the potential HE target area. A single 200-foot by 200-foot grid was created for evaluation of this area. The area was mapped in accessible locations using the man-portable system configuration.

For this AOC, 93 anomalies were identified. Of this number, 63 targets were initially selected for evaluation based upon the approved selection criteria for the project. During the intrusive investigation, an additional 10 QC targets were selected to ensure that the data collection and interpretation process was successfully identifying the appropriate targets of interest for evaluation. However, only 56 targets were dug in this area due to the fact that some target anomalies were generated by the reinforced concrete pad in this area and could not be excavated as such.

The geophysical mapping grid is shown on Figure 5-3, along with the results of the geophysical mapping. Results of the MEC intrusive investigation of this area are discussed in Section 9.3.3.

5.4 AREA D- STREAMBED AOC – UPPER BANK EXTENSION

The focus of the evaluation in this area was to ensure that munitions items similar to those found in the streambed in 2005 were not present in the upper bank areas where raging flood waters during flash floods may have deposited items disposed of in the creek bed. The SMER evaluation for this area had a single component:

Mag & Dig investigation of a series of 5-foot-wide transects running approximately parallel to the streambed in the upper bank areas not previously evaluated. Terrain features (patterns in the stream sediments, stream flow debris at the base of shrubs, etc.) were used to estimate the high water mark. This evaluation was limited to accessible areas on and near the upper stream bank, which is steep and/or very heavily vegetated at some locations. It was also limited to the reach of Bed Springs Creek where 20mm belted ammunition was found in 2005. This area was evaluated to help determine, if possible, the source of munitions found in Bed Springs Creek in 2005.

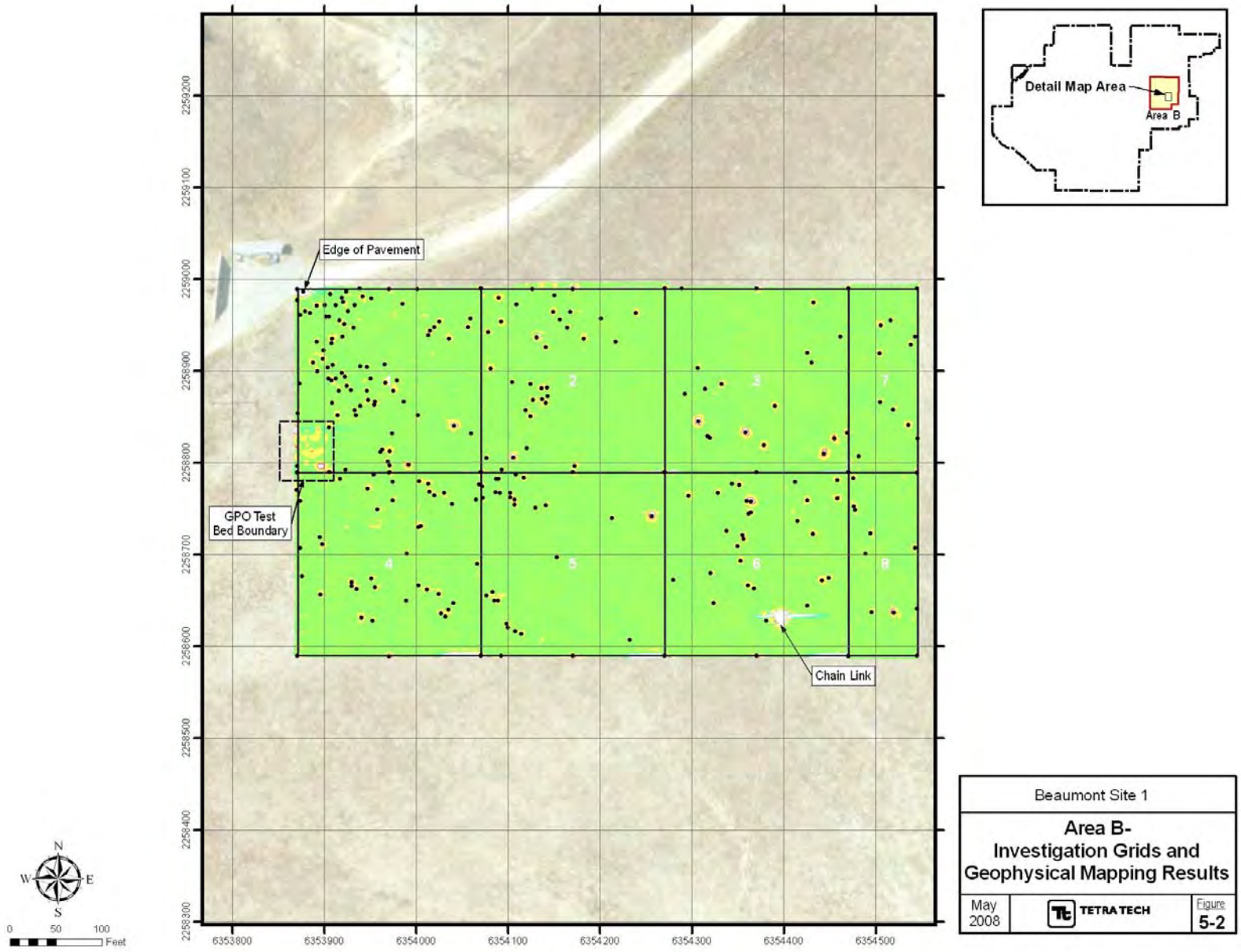
Detail Map Area
Area B
Edge of Pavement
GPO Test Bed Boundary
Chain Link
2
3
7
4
5
6
8
2259200
2259100
2259000
2258900
2258800
2258700
2258600
2258500
2258400
2258300
6353800
6353900
6354000
6354100
6354200
6354300
6354400
6354500
N
W
E
S
0
50
100
Feet
Beaumont Site 1
Area B-
Investigation Grids and
Geophysical Mapping Results
May
2008
TETRA TECH
Figure
5-2

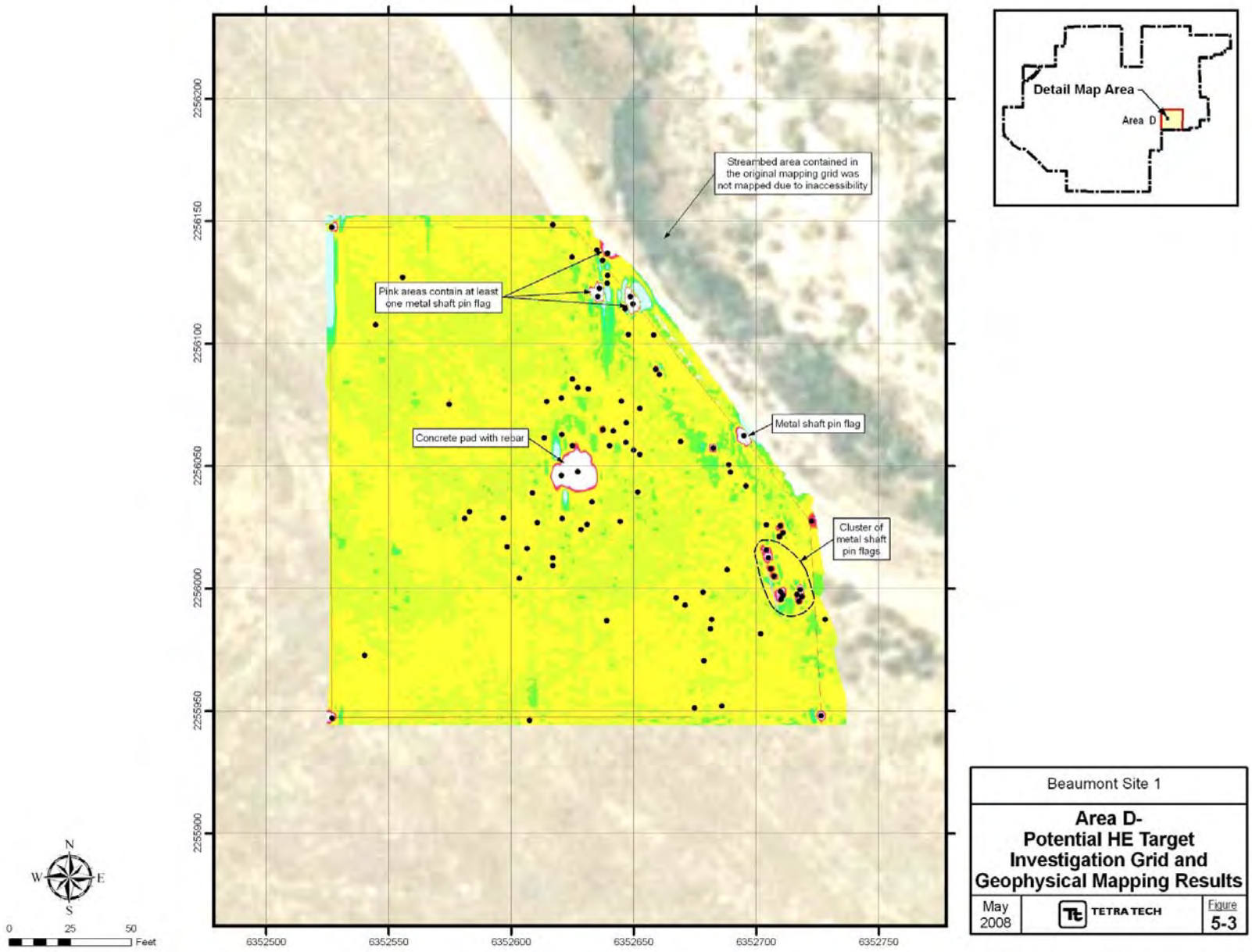

Beaumont Site 1

**Area D-
Potential HE Target
Investigation Grid and
Geophysical Mapping Results**

May 2008 | TETRA TECH | Figure 5-3

Based on the terrain and vegetation in this evaluation area, it was not possible to layout parallel, adjacent survey lanes. Pin flags and prominent terrain features were used to guide the team members performing the Mag & Dig operations. All 39 contacts found in the evaluation area were intrusively investigated to determine whether they were MEC or related materials.

The Mag & Dig area is shown on Figure 5-4. Results of the MEC intrusive investigation of this area are discussed in Section 9.3.4.

5.5 AREA I – AIRSTRIP AOC - CENTRAL AREA EXTENSION

The focus of the evaluation in this area was to determine whether the concrete slabs and brake drums located near the center of the airstrip during the Phase II MEC Evaluation in 2005/2006 were the remnants of a former small caliber test range. The evaluation in Area I initially had four components:

- Geophysical mapping and intrusive investigation of two rectangular areas centered on the concrete slabs near the center of the airstrip. The two rectangles were approximately 100 feet by 50 feet and 160 feet by 75 feet in size and the accessible area in both was mapped with 100 percent coverage using the man-portable mapping system configuration.
- Geophysical mapping and intrusive investigation of two sets of transects approximately 200 feet long extending away from the concrete slab areas. Transects were 6 feet wide and were spaced at approximately 25 feet on center. It was anticipated that munitions passing through a potential target may have grounded in these areas.
- Mag & Dig evaluation of a hillside east of the airstrip that may have served as a backstop for test firing across the airstrip. This area was selected based on anecdotal information that Aerojet may have test fired weapons systems across the air strip rather than along it's length.
- Excavation, removal, and examination of the concrete slabs and Mag & Dig evaluation of the areas near and under the slabs.

For the mapped areas identified for this phase of evaluation, 87 anomalies were identified. Of this number, 74 targets were initially selected for evaluation based upon the approved selection criteria for the project. During the intrusive investigation, an additional 13 QC targets were selected to ensure that the data collection and interpretation process was successfully identifying the appropriate targets of interest for evaluation.

Based on the terrain and vegetation on the hillside east of the airstrip, it was not possible to layout parallel, adjacent survey lanes. Pin flags and prominent terrain features were used to guide the team members performing the Mag & Dig operations. All three contacts found on the hillside were intrusively investigated to determine whether they were MEC or related materials.

The final stage of the planned initial evaluation effort in Area I was the removal of the target slabs. A backhoe was used to remove the shallow layer of soil over the slabs and the slabs were lifted into an upright position. It was then apparent that the slabs were in fact targets. There were numerous holes in the slabs. The smallest holes measured approximately 27.5mm in diameter. The larger holes were up to 8 or 9 inches in diameter, but had multi-lobed edges suggesting that multiple small items may have passed through the same general area of the target creating a larger, irregular hole. Based on this finding and the fact that the slabs contained rebar that interfered with geophysical mapping of the area adjacent to and under the slabs, the UXO Team performed a Mag & Dig evaluation of the area in proximity to the slabs. For this phase of the evaluation work, 49 anomalies were identified and intrusively investigated.

The Mag & Dig operation near the target slabs unearthed numerous MC (inert 27.5mm projectiles) or related scrap indicative of a potential range at the Area I Airstrip. Because all items found in Area I to date had been shallow, it was determined that the UXO Team would proceed with a Mag & Dig evaluation of an expanded area around the target slabs and in other pertinent areas to obtain data with which to characterize and bound this apparent undocumented range. This second phase of evaluation included:

- Mag & Dig of approximately 7.2 acres immediately surrounding the newly discovered targets in the central airstrip area. The area was divided into 37 whole or partial grids for 100 percent evaluation in accessible areas. The grids were consecutively numbered to allow accurate tracking of the dig results.
- Mag & Dig of a series of transects across a hillside north of the airstrip reasonably thought to be a potential backstop area for the range. Nine roughly parallel 5-foot-wide transects were created across the face of the hill from east to west. A tenth semi-circular transect was created along the top of the hill.

During the Mag & Dig operations, all contacts were excavated and evaluated. For the grid area on the airstrip, 1,016 anomalies were identified and intrusively investigated. On the hill transects, 62 anomalies were identified and intrusively investigated.

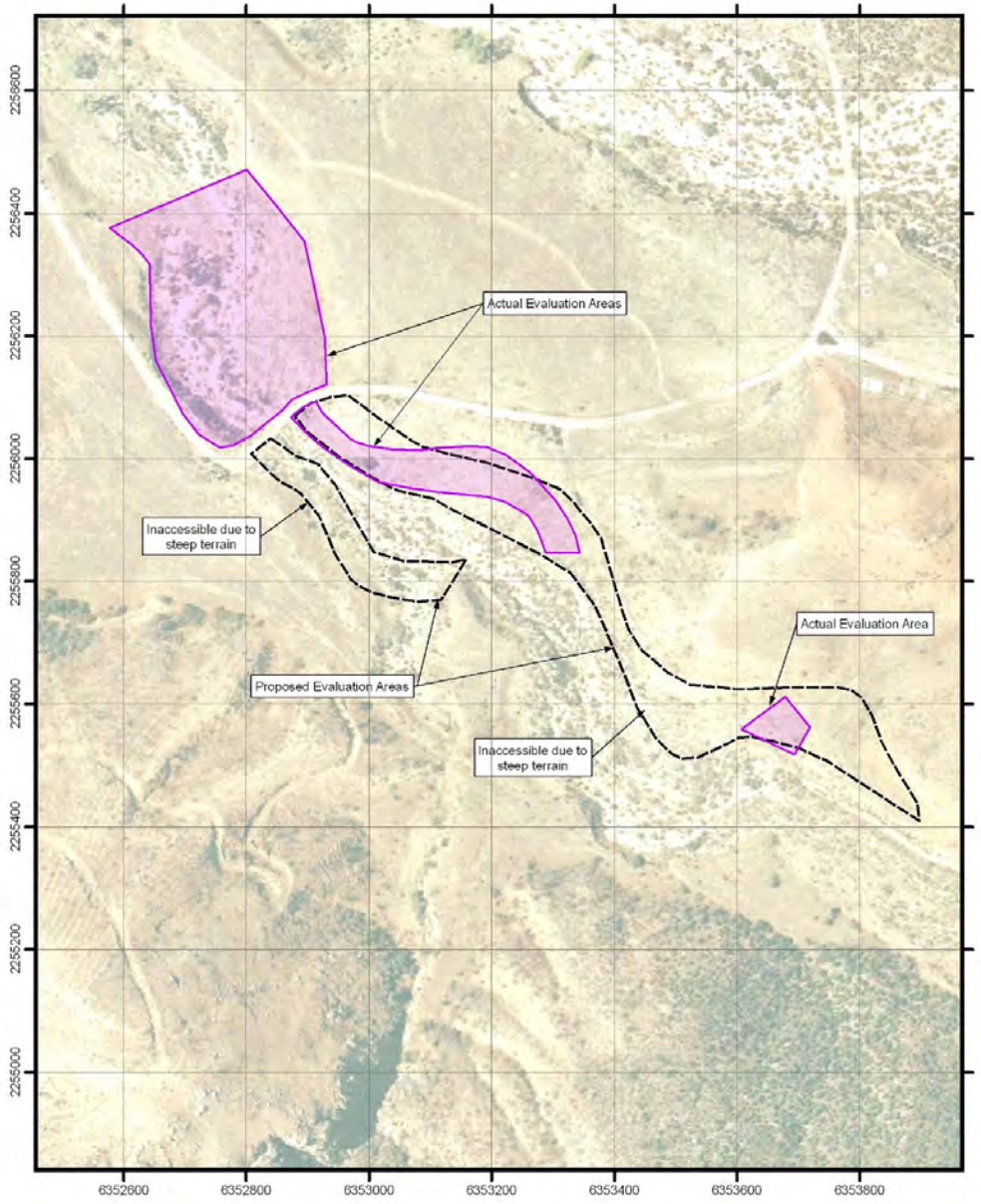



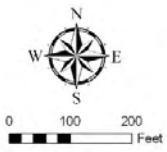

Beaumont Site 1

Area D - Upper Bank Extension Investigation Area

May 2008 | TETRA TECH | Figure 5-4

As previously mentioned (Section 3.2.2) during this phase of the Area I evaluation, the SUXOS was evaluating potential backstop areas for the concrete targets near the north end of the airstrip and discovered a remote target berm. This discovery led to the design and implementation of the removal work described in Section 6.2.

The geophysical mapping areas and transects or grids laid out for Mag & Dig operations during both phases of the SMER evaluation in this AOC are shown on Figure 5-5, along with the results of the geophysical mapping, where appropriate. Results of the MEC intrusive investigation in these areas are discussed in Section 9.3.5.

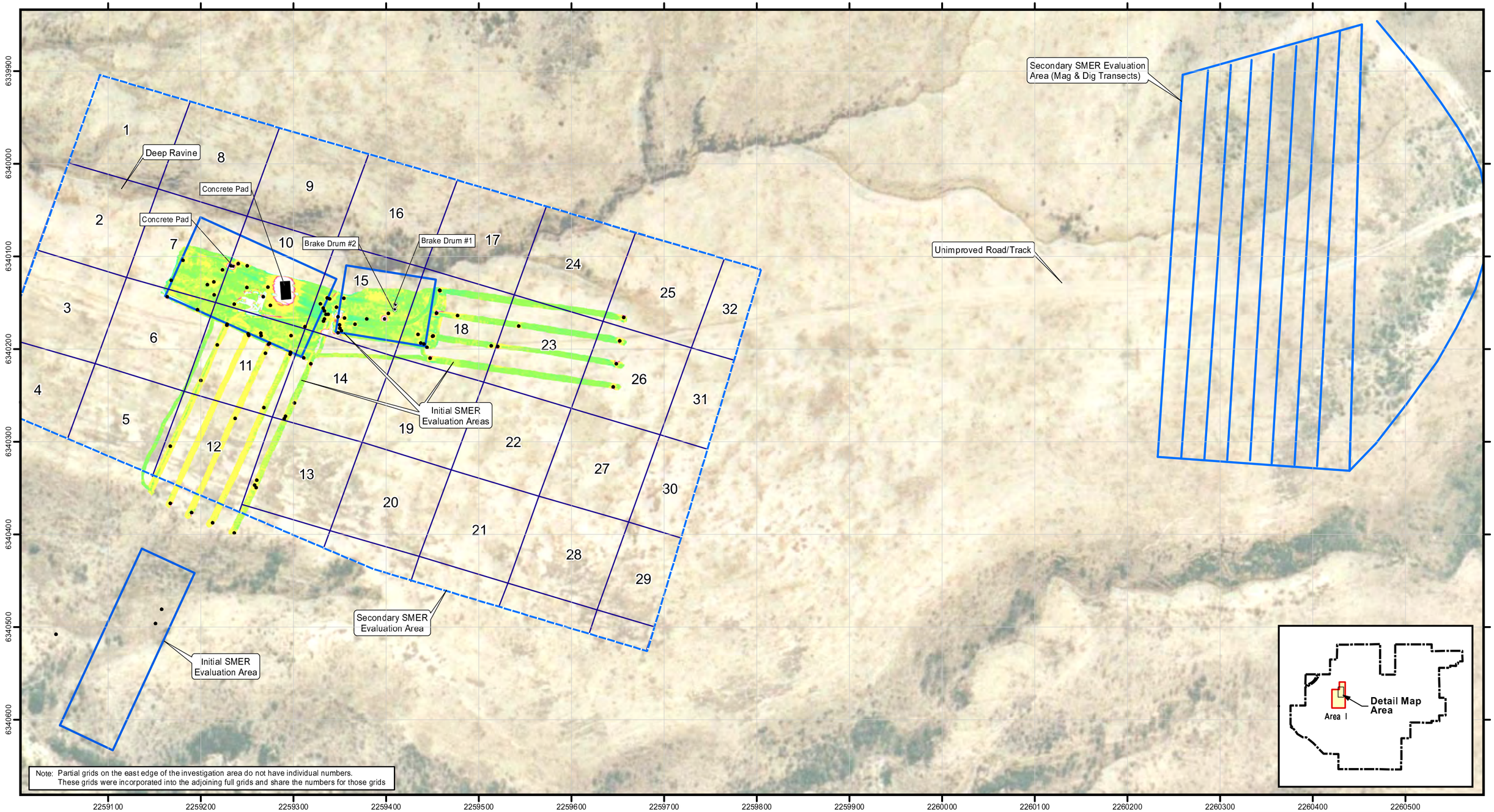

Beaumont Site 1

Area I - Initial and Secondary Evaluation Investigation Patterns and Geophysical Mapping Results

May 2008	TETRA TECH	Figure 5-5

6.0 AREA-SPECIFIC MEC REMOVAL

A variety of techniques were applied during the implementation of the geophysical mapping and MEC removal in Areas A and I. The techniques used depended on the physical nature of the removal areas and the applicability/versatility of various geophysical equipment deployment platforms. The following sections describe the techniques employed during the MEC removal actions in these two areas.

6.1 AREA A- TARGET IMPACT AREA AOC – FINAL MEC REMOVAL AREA

The focus of the MEC removal in this area was to locate and remove with a high level of confidence the HE 30mm projectiles known to be present on the range. The removal consisted of geophysical mapping and intrusive investigation of the identified range, as well as removal of the MWD Berm, removal of a berm near the center of the range (purpose unknown) and removal of two revetments slightly northeast of the central berm. The evaluation had several components:

- Geophysical mapping of vehicle accessible portions of the range using a VTA of geophysical equipment and geophysical mapping of the remaining accessible areas of the range using a man portable mapping system. One hundred-eight whole or partial grids were 100 percent mapped for MEC removal in accessible areas;
- Intrusive investigation of all target anomalies identified by the Project Geophysicist as meeting conservative threshold selection criteria;
- Removal of four debris pits (to agreed upon depths) found in the range using tiered Mag & Dig techniques (Mag & Dig coupled with removal of soil in layers);
- Evaluation and elimination (from MEC removal actions) of a large farm waste debris pit containing hundreds (estimated) of pieces of wire using surface clearance and five-point sampling; and
- Excavation and removal of two berms and two revetments using tiered Mag & Dig techniques (accessible portions of the berms or revetments, if any, were mapped for MEC removal).

For the MEC removal, 4,315 anomalies were identified. Of those anomalies, 2,039 were identified for removal. Only those targets below the conservative threshold selection criteria were excluded from the target list. During the removal, an additional 228 QC targets were selected to ensure that the data collection and interpretation process was successfully identifying the appropriate targets for removal. These QC

targets were initially defined as “No Dig” targets because they fell outside of the selection criteria. They were redefined as “Dig” targets.

The geophysical mapping grids are shown on Figure 6-1, along with the results of the geophysical mapping. Results of the MEC removal in this area are discussed in Section 9.4.1.

6.2 AREA I – AIRSTRIP AOC – RANGE REMAINDER

The focus of the MEC removal in this area was to locate and remove with a high level of confidence potential HE 27.5mm projectiles that might be present on this range. The removal consisted of geophysical mapping and intrusive investigation of portions of the range that had not previously been evaluated, as well as removal of the remote target berm discovered during the SMER. The removal had several components:

- Profile mapping along the estimated firing line for the central airstrip targets to determine the potential backstop area for these targets;
- Mag & Dig evaluation of the backstop area if located and if possible based on terrain features;
- Geophysical mapping of 29 whole or partial grids in the northern airstrip area (6.2 acres) along with a series of 15 transects (350 to 450 feet long) within the range fan between the northern edge of the airstrip plateau and the remote target berm using an EM61 MK2 mounted on a wheeled cart or carried in the man-portable configuration. The range fan transects were laid out in a radial pattern with respect to the estimated firing point and therefore spacing ranged from about 10 feet at the northern edge of the airstrip plateau to about 25 feet at the remote berm. The transects were 6 feet wide;
- Intrusive investigation (removal) of all target anomalies identified by the Project Geophysicist as meeting conservative threshold selection criteria;
- Removal of the remote target berm using tiered Mag & Dig techniques;
- Mag & Dig removal in accessible areas surrounding the remote berm. Five-foot-wide lanes were laid out side by side in an east-west direction to guide the removal;
- Geophysical mapping of the area beneath the berm using man-portable mapping equipment and intrusive investigation of all targets identified by the Project Geophysicist as meeting conservative threshold selection criteria; and
- Excavation of a sheet metal target in the ravine near the remote target berm and surrounding areas with a backhoe to identify and remove potential MEC.

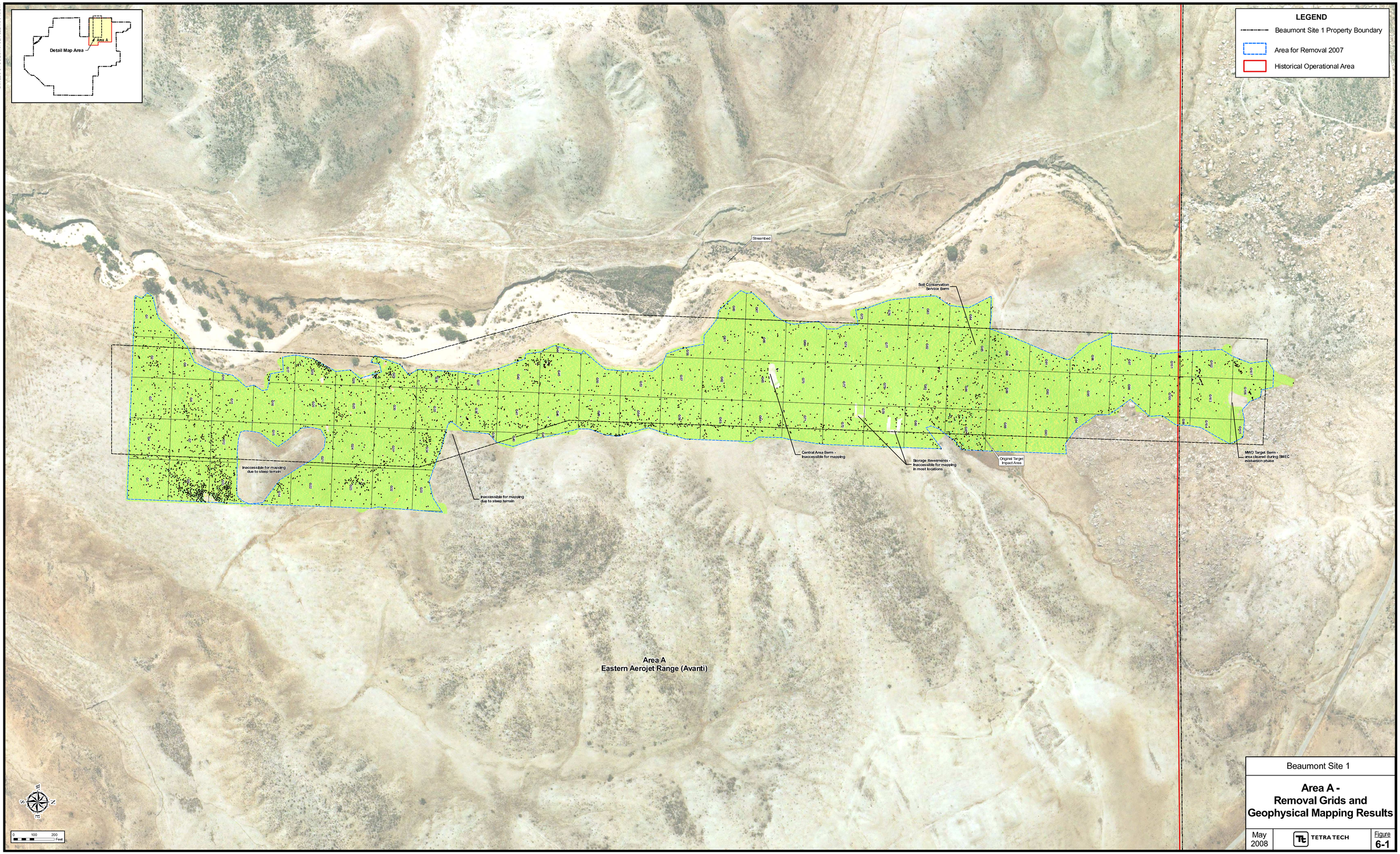

Beaumont Site 1

Area A - Removal Grids and Geophysical Mapping Results

May 2008

TETRA TECH

Figure 6-1

For the MEC removal, 339 anomalies were identified from the geophysical mapping data. Of those anomalies, 201 were identified for removal. Only those targets below the conservative threshold selection criteria were excluded from the target list. During the removal, an additional 15 QC targets were selected to ensure that the data collection and interpretation process was successfully identifying the appropriate targets for removal. An additional 27 targets were identified and removed during the deconstruction of the remote target berm using tiered Mag & Dig.

An ancillary element in the MEC removal program was to locate (if possible) the backstop for the central airstrip targets and evaluate that area for MEC. This was accomplished by mapping a vertical profile of the estimated firing line to approximate the location at which projectiles passing through the concrete targets would come to ground. It was determined that conservatively (assuming only gravitational drop with no significant loss of energy through the target) projectiles may have imbedded in the top of the northern wall of the ravine separating the airstrip plateau from the base of the hillside where the remote berm was located. A 50-foot-long 20-foot-wide strip of land was evaluated in this vicinity, as possible based on terrain and safety concerns. The steep wall of the ravine precluded mapping of any type; however, a thorough sweep with a Vallon metal detector revealed no metallic targets in the most probable area for the backstop. Areas closer to the targets but still in proximity to this area were cleared during other phases of work in Area I and were found not to contain any MEC or related scrap. The area within the range fan beyond this point was partially cleared along a series of transects. No MEC was found, so per the proposed removal plan a 100 percent removal was not conducted in the range fan. Figure 6-2 shows the results of the profile mapping.

The geophysical mapping grids, transects and areas are shown on Figure 6-3, along with the results of the geophysical mapping. Results of the MEC removal in this area are discussed in Section 9.4.2.

X:\GIS\LOCKHEED UXO SUPP AREA I\PROFILE.MXD

LEGEND

- Approximate Firing Line
- Previously Surveyed Area
- Proposed 100% Geomapping Area
- Geomapping Grid
- Airstrip Boundary

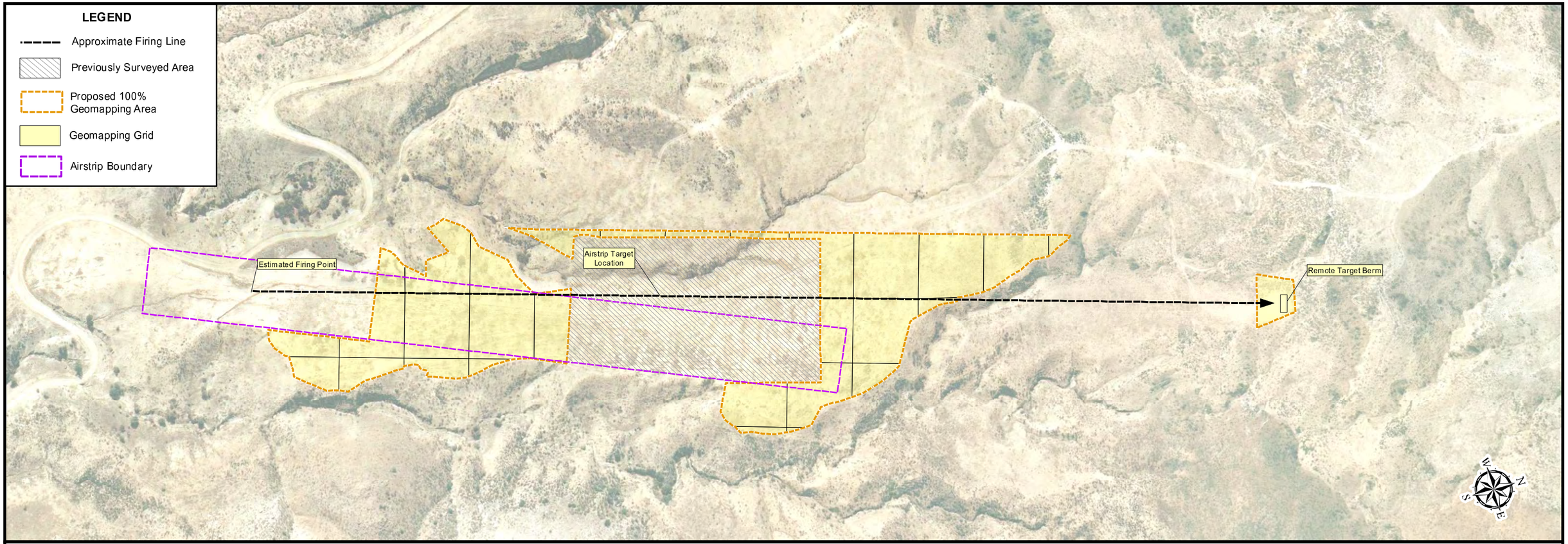

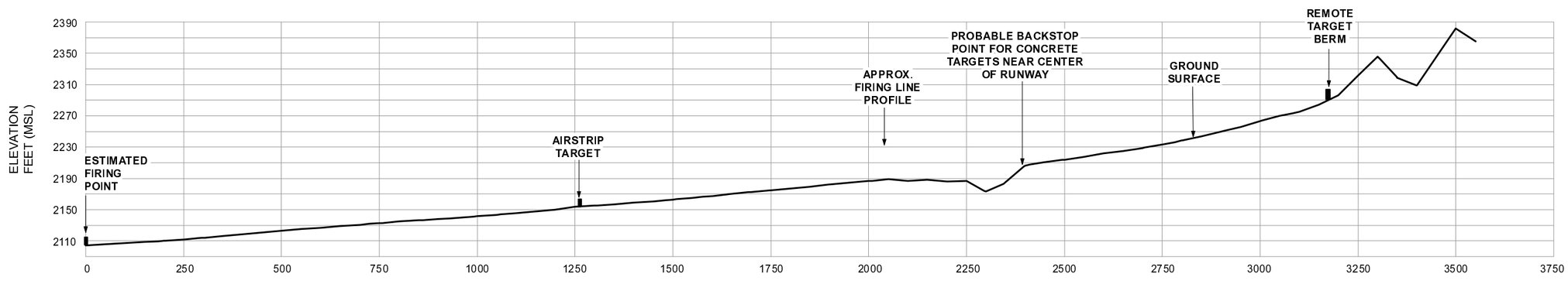

0 150 300 Feet

Beaumont Site 1

Area I - Profile for Estimated Firing Line

May 2008

TETRA TECH

Figure 6-2

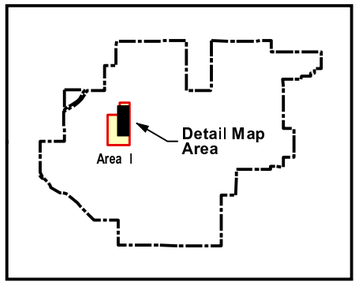

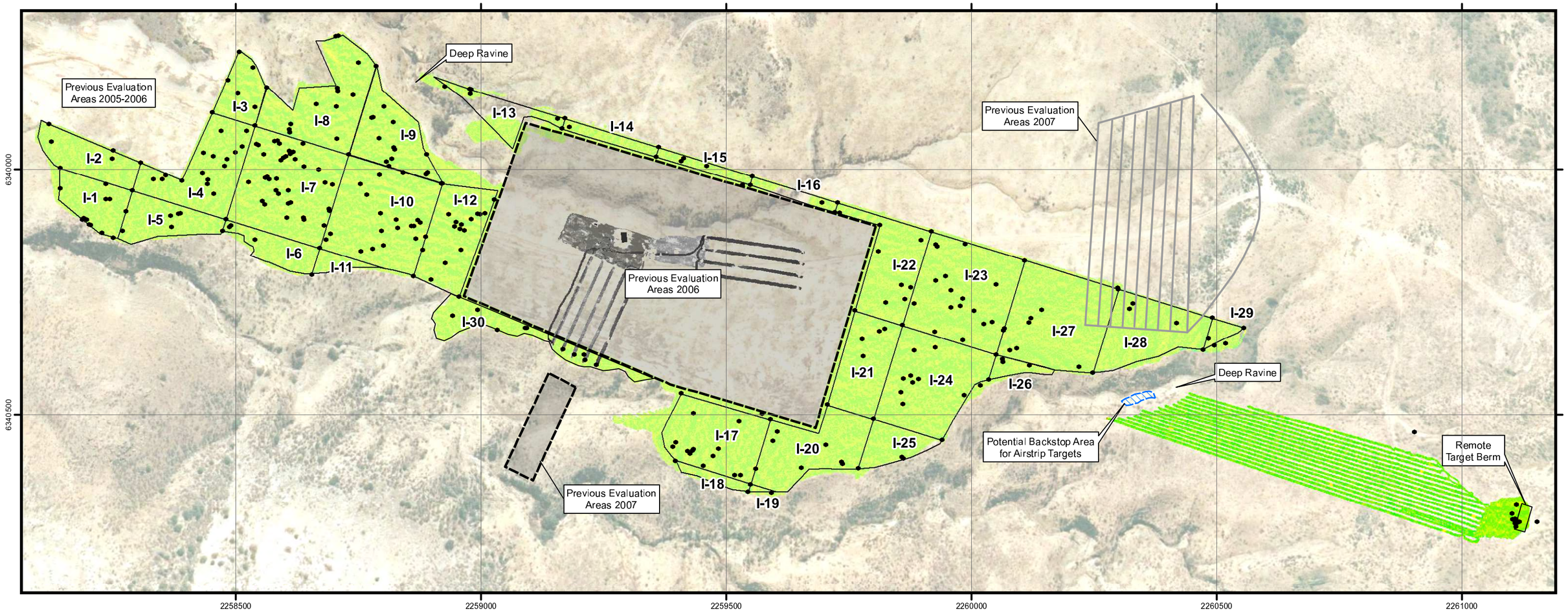

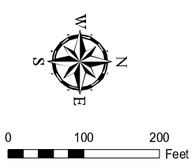

Beaumont Site 1

Area I - Removal Areas and Geophysical Mapping Results

May 2008	TETRA TECH	Figure 6-3

7.0 QUALITY CONTROL

The emphasis of the QC program for this project was process control. The QC objectives for the project were to optimize the following attributes: effectiveness, efficiency, timeliness, productivity, and safety. Optimization of these attributes was accomplished by implementing a rigorous three-phase inspection program using a QC team with an independent reporting line to ensure the integrity of the program. A blind seeding program and oversight by an independent contractor (RONCO) retained by DTSC provided additional depth and dimension to the program. Details of the program are presented in the following sections. The results of the QC program are presented in Section 9.2.

7.1 PROCESS QUALITY CONTROL FOR MEC EVALUATION AND REMOVAL

Process QC is concerned with improving the efficiency and effectiveness of the processes. This can be considered a prevention approach to QC as it aims to detect problems early and improve processes before the final product is produced. The quality of the work was ensured by strict adherence to the procedures in the work plan, including those regarding function testing for detection equipment. Effective identification of MEC relies heavily on properly functioning detection equipment.

7.1.1 Three-Phase Inspections

The process QC for MEC evaluation was conducted using a three-phase control system. The system included preparatory, initial, and follow-up inspections (surveillance) to ensure use of adequate controls and to ensure that opportunities for improving processes were captured and implemented.

A preparatory phase inspection was performed before starting each new field process such as intrusive investigation. The purpose of this inspection was to review applicable specifications and verify that the necessary resources, conditions, and controls were in place and compliant. In short, this inspection answered the question, “Are we ready to do the work?”

The UXOQC staff performing preparatory phase inspections verified that the appropriate plans were available, the required training had been performed, the required preparation work had been completed, the necessary equipment was available and properly functioning, and the level of quality expected was understood by the field personnel.

An initial phase inspection was performed the first time a particular type of work such as intrusive investigation was performed. The inspection was conducted to check preliminary work for compliance with procedures and work plan specifications. Other objectives include establishing the acceptable level of workmanship, checking safety compliance, checking for omissions, and resolving differences in interpretation of procedures and plans, if any. The UXOQC staff performing initial phase inspections verified that any deficiencies identified during the preparatory phase had been corrected and that requirements for the quality of workmanship were established. These individuals also verified the adequacy of the work.

The follow-up phase inspections were performed on a scheduled and/or unscheduled basis as necessary to ensure a level of continuous compliance and consistent workmanship. The UXOQC monitored the practices and operations taking place and verified continued compliance with the specifications and requirements of work plan. The reports documenting the three-phase inspection activities are included in Appendix D.

7.1.2 Process Checks and Inspections

Process quality control was applied to surface sweeps, Mag & Dig, and intrusive evaluation by performing a percentage-based inspection of the areas subjected to MEC evaluation. In areas where geophysical mapping was conducted and targets are pre-selected for investigation, 10 percent of the digs performed to evaluate subsurface anomalies were checked by the UXOQC to ensure that all metallic contacts have been removed and examined or that conditions specific to the dig location precluded complete anomaly removal at the site. In areas where Mag & Dig was performed, 5 percent of the area surveyed was re-evaluated by the UXOQC to ensure that all targets of interest (those producing clear, audible signals) were detected and investigated. RONCO performed a 5 percent check on intrusive and Mag & Dig operations improving the effectiveness and value of the process checks. Working as a team, Tetra Tech and RONCO were able to identify ways to improve quality and productivity throughout the project.

Process quality control was exercised during geophysical mapping by performing instrument function tests, data checks, and other quality control activities discussed in Section 4.4 of this report. RONCO reviewed all geophysical mapping data and interpretation results for compliance with the approved work plan and project specifications. This extra input allowed the project geophysicist to more quickly identify and resolve issues.

7.1.3 Equipment Function Checks and Calibration

Equipment function testing and calibration were the major elements in the process QC for this project. Effective identification of MEC relies heavily on properly functioning detection equipment. All MEC detection equipment was function tested daily utilizing an on-site test bed or other approved methods. Instruments were function tested IAW the manufacturer's recommendations. Equipment that was not functioning properly was taken out of service and was not used again until it had been repaired or replaced and proper function had been demonstrated.

7.1.4 Quality Control Seeding

As part of the Quality Control process, surrogate ordnance items were planted throughout the different MEC evaluation and removal areas in randomly selected locations. The number and maximum depths of items for each area were listed in a table maintained by the UXOQC on site and the corporate UXO Quality Manager. This table was not included in the work plan to ensure that the seeding was blind and that UXO field personnel did not know how many seed items were present in each area and where those items were buried. A summary of the seeding is presented in Tables 7-1 and 7-2 for the evaluation phase and removal phase, respectively. RONCO also performed independent blind seeding in all mapping areas. These blind seeds were used to ensure that the geophysical mapping and data interpretation processes were performing to the required standards/criteria and that the field teams were properly executing the field procedures designed to locate and remove the target items of interest (munitions of specific sizes for each area). Blind seeding was not conducted in Mag & Dig areas where the investigation pathway/route was not precisely retraceable due to terrain or vegetation.

The seed items were painted blue, labeled, and buried at depths ranging from 1 inch to 43 inches depending on the type of item. In some cases, the seeded items were placed at depths near expected instrument detection capability limits for those types of items (size and orientation). The seed items were labeled with the word "inert" and were numbered sequentially to facilitate tracking. The identification numbers were recorded on a seeding log along with the implanted location and other pertinent data. Following completion of MEC evaluation in the seeded areas, the UXOQC confirmed that the seeded items were either detected or recovered depending on the dig strategy for that area (i.e., in some areas only a percentage of the targets were excavated and although the seed items may have been detected they were not selected for evaluation). If seeded items were not detected or recovered, a nonconformance report was generated

and a root cause analysis was conducted. The acquired geophysical data, the particular instrument used to acquire the data, the type of detection instrument(s) used to reacquire the target location during field work, and the nature and orientation of the seeded item in question were analyzed to determine why the seeded target was not detected. If it was determined likely that the item would not have been detected based on its nature, the depth of burial, and/or the particular instrument used for detection, then the data from that area were accepted. If it was determined that the detection instrument should have detected the items based upon performance capabilities, then corrective actions were considered to ensure detection of target items of interest.

7.2 PROCESS QUALITY CONTROL FOR GEOPHYSICAL MAPPING

Quality control mechanisms were implemented to ensure the data acquisition, processing and interpretation, and target reacquisition practices met the overall program objectives for each area of the Site.

Each EM61 MK2 and DGPS unit used during the project was listed according to make, model, and serial number in the field logbook. Instrument functional tests for the EM61 MKII and DGPS were digitally recorded and were available for review by quality assurance (QA) personnel.

At the beginning of each EM61 MKII data acquisition event (data file collection) prior to the commencement of coil movement, data were acquired for approximately 30 seconds to ensure the repeatability of the data measurements and assess the background noise levels. At the commencement of coil movement, the instrument operator traversed over an elongated metallic object (e.g., rebar or chain) a minimum of three times in opposite directions to ensure the EM61 MKII and DGPS were operating properly (standard response). This rebar was moved to a new location and traversed again at the end of the data acquisition session.

Table 7-1. Seeding Checklist for SMER Evaluation Phase

Item No.	Item Description	Grid Located	Exact Location Easting / Northing (ft.)[1]	Depth (in.)	Azimuth Angle[2]	Inclination Angle[3]
20-001	20mm sim[4]	Area "I" - Transect 41	E 6340233.98 / N 2259200.25	5	55.5°	0°
20-002	20mm sim	Area "I" - Transect 34	E 6340348.35 / N 2259259.34	3	105.5°	0°
20-003	20mm sim	Area "I" - Transect 27	E 6340163.47 / N 2259476.49	7	95°	25° ↘ SE
20-004	20mm sim	Area "I" - Transect 30	E 6340196.17 / N 2259520.40	4	20°	60° ↘ W
20-005	20mm sim	Area "I"	E 6340184.27 / N 2259434.92	6	0°	20° ↘ E
20-006	20mm sim	Area "I"	E 6340135.87 / N 2259291.26	3	103°	90°
30-017	30mm sim	Area "I" Mag & Dig Grids	E 6340157.74 / N 2259662.75	11	100°	0
30-019	30mm sim	Area "I" Mag & Dig Grids	E 6340255.82 / N 2259617.60	8	70°	0
30-008	30mm sim	Area "I" Mag & Dig Grids	E 6340312.30 / N 2259489.69	13	10°	0
30-020	30mm sim	Area "I" Mag & Dig Grids	E 6340338.91 / N 2259400.49	6	55°	0
30-009	30mm sim	Area "I" Mag & Dig Grids	E 6340221.68 / N 2259320.23	6	45°	0
30-002	30mm sim	Area "I" Mag & Dig Grids	E 6339986.70 / N 2259252.86	8	35°	0
30-003[5]	30mm sim	Area "I" Mag & Dig Grids	E 6339974.79 / N 2259293.65	11	45°	0
30-001[5]	30mm sim	Area "I" Mag & Dig Grids	E 6340039.66 / N 2259432.55	9	15°	0
30-001[5]	30mm sim	Area "A" - Transect 1	E 6350799.48 / N 2262986.74	11	6°	20° ↘ W
30-002	30mm sim	Area "A" - Transect 8	E 6351000.34 / N 2263768.28	8	86°	45° ↘ E
30-003	30mm sim	Area "A" - Transect 46	E 6352027.99 / N 2263733.11	4	31.5°	75° ↘ E
37-001	37mm sim	Area D	E 6352643.83 / N 2256076.30	12	275.5°	0°
2.75-006	2.75 " sim	Area B	E 6354359.17 / N 2258832.72	20	350.5 °	0°
2.75-007	2.75" sim	Area B	E 6354257.36 / N 2258745.49	H – 12 M – 14 L – 18	N/A	30° ↘ S
2.75-008	2.75" sim	Area B	E 6354040.79 / N 2258839.62	H – 6 M – 18.75 L – 43	55.5°	180° vertical

Notes:
1. Northings and easting are based on California State Plane Coordinates, 6 NAD83.
2. Azimuth angle is measured relative to true north.
3. Inclination angle is measured relative to horizontal.
4. sim = stimulant
5. These three seeds were originally placed and recovered in Area A (see below). They were later reused for the QC program in Area I.

Table 7-2. Seeding Checklist for SMER Removal Phase						
Item No.	Item Description	Grid Located	Exact Location Easting / Northing[1]	Depth (in.)	Azimuth Angle[2]	Inclination Angle[3]
QC-001	27.5mm sim[4]	Area I, Transect 2	E 6340736.7890/N 2260964.5970	5	110°	0°
QC-002	27.5mm sim	Area I, Transect 4	E 6340615.0300/N 2260918.7120	8	85°	0°
QC-003	27.5mm sim	Area I, Grid 21	E 6340344.0960/N 2259777.5370	3	30°	0°
QC-004	27.5mm sim	Area I, Grid 28	E 6340534.0660/N 2259604.4240	4	25°	0°
QC-005	27.5mm sim	Area I, Grid 20	E 6340534.0660/N 2259604.4240	5	40°	0°
QC-006	27.5mm sim	Area I, Grid 26	E 6340387.6120/N 2260062.7890	6	90°	0°
QC-007	27.5mm sim	Area I, Grid 4	E 6339844.0480/N 2258503.7970	8	105°	0°
QC-008	27.5mm sim	Area I, Grid 6	E 6340006.6860/N 2258431.7930	4	40°	0°
0001	30mm sim	Area A, Grid 3	E 6340114.1260/N 2258489.4580	8	105°	0°
0002	30mm sim	Area A, Grid 9	E 6351577.207/N 2262731.937	10	90°	0°
0003	30mm sim	Area A, Grid 11	E 6351490.752/N 2262962.241	6	40°	0°
0004	30mm sim	Area A, Grid 20	E 6351607.924/N 2263128.257	12	65°	0°
0005	30mm sim	Area A, Grid 29	E 6351957.327/N 2263137.564	7	65°	0°
0006	30mm sim	Area A, Grid 26	E 6351508.211/N 2263728.443	8	30°	0°
0007	30mm sim	Area A, Grid 32	E 6352159.987/N 2264058.240	7	115°	0°
0008	30mm sim	Area A, Grid 34	E 6351788.491/N 2264114.045	11	100°	0°
0009	30mm sim	Area A, Grid 41	E 6351613.298/N 2264526.809	6	90°	0°
0010	30mm sim	Area A, Grid 47	E 6351801.167/N 2264703.640	11	90°	0°
0011	30mm sim	Area A, Grid 46	E 6351594.925/N 2264754.937	9	75°	0°
0012	30mm sim	Area A, Grid 56	E 6351623.633/N 2265320.443	6	50°	0°
0013	30mm sim	Area A, Grid 67	E 6351680.991/N 2266777.087	8	55°	0°
0014	30mm sim	Area A, Grid 87	E 6351165.051/N 2265747.397	12	50°	0°
0015	30mm sim	Area A, Grid 89	E 6351516.199/N 2266931.306	7	85°	0°
0016	30mm sim	Area A, Grid 94	E 6351735.970/N 2267342.247	7	110°	0°
0017	30mm sim	Area A, Grid 98	E 6351518.498/N 2267525.960	10	95°	0°
0018	30mm sim	Area A, Grid 101	E 6351585.856/N 2267761.357	7	40°	0°

Notes:
1. Northings and easting are based on California State Plane Coordinates, 6 NAD83.
2. Azimuth angle is measured relative to true north.
3. Inclination angle is measured relative to horizontal.
4. sim = stimulant.

During subsequent post-processing of the data, the peak millivolt values from the respective rebar traverses, from the beginning and end of the file, were used for minor drift positioning adjustment of the data. Additional functional checks that were performed daily included the following:

- Synchronize DGPS computer and EM61 MKII data logger clocks +/- 1 second (time shift correction).
- Perform equipment warm-up.
- Conduct personnel metal check.
- Run static test for minimum of 30 seconds prior to and at the end of each data acquisition session (repeatability).
- Perform a static response test for 3 minutes at the beginning of each data acquisition file (repeatability).
- Perform daily cable shake tests (noise evaluation).
- Walk diagonally across grid at end of survey OR repeat first acquisition line, whichever is more time effective (repeatability).
- Collect data over survey grid corners to ensure positional accuracy. Check GPS at known location daily.

Approximately once per week, the EM61 MKII and positioning system used for current data acquisition activities were tested to ensure the specific objectives of the project were being achieved. Data were collected at the GPO test grid and evaluated for noise, sensitivity, position accuracy, and detection capabilities.

QC mechanisms were also applied to the processing, analysis, and interpretation of the geophysical data. These mechanisms are described below.

- Review of the static and kinematic noise levels (<2-3 mV).
- Review of the transect endpoint/grid corner anomaly positions (+/- 1 foot).
- Review of the repeatability of the data (+/- 2 mV).
- Review of the sample density (<0.5 ft/sample).
- Use of the Oasis master database to keep track of processed individual *.xyz files, and window this database to generate *.xyz file for each sampling grid. Each sampling grid was placed in a separate folder with all interpreted files in this folder (i.e., run scripts from this folder).

- Comparison of targets selected interactively by the interpreter to those selected automatically using proprietary software. This process ensured that anomalies that met certain base criteria for selection were not "missed" by the interpreter.
- Assessment by the senior geophysicist at the LGPC of the track path data for each area, suggesting adjustments as necessary.
- Comparison of interpreted data characteristics to the known responses acquired during the initial GPO and subsequent GPO data acquisition.

7.3 PRODUCT QUALITY CONTROL FOR GEOPHYSICAL MAPPING

As an extra product check on the geophysical data processing and interpretation procedures, the processed geophysical data, dig sheet data, and maps were provided to RONCO for use in product quality checks.

7.4 DEFIENCIES AND CORRECTIVE ACTION

Deficiencies in the project execution were documented using either a Tetra Tech Quality Incident Report (QIR) or a Non-Conformance Report (NCR) prepared by RONCO. The QIR is an internal QC control measure and, as such, these reports were not issued to RONCO. Correction was identified as necessary within the corporate quality control system. QIR reports are issued for both technical deviations/problems and potential safety issues because safety is an essential factor in quality performance. NCRs were an external form of QC for this project, documenting any deviations noted by RONCO. NCRs were issued to Tetra Tech, LMC, and DTSC for discussion and resolution of procedural issues or problems.

If a process displayed a characteristic out of specification with those required for the project or by the quality objectives, corrective action was taken to identify the cause of the deficiency or nonconformance. When the cause of the problem was identified, appropriate corrective action was instituted and then monitored for effect. Potential remedies considered may include the following:

- Supplemental personnel training;
- Changes of equipment or modification of equipment currently in use;
- Acquisition of supplemental equipment;
- Implementation of new procedures or modification of existing procedures; and
- Changes in QC procedures.

Successful implementation of corrective actions was assured by conducting follow-up surveillance and preparing surveillance reports documenting successful implementation of the corrective actions. In the case of deficiencies noted by RONCO, corrective actions were identified in written responses to the NCRs.

The specific NCRs and QIRs issued for this project are discussed in Section 9.2, along with the corrective actions taken. The NCRs and written responses to the NCRs are included in Appendix D.

7.5 RECORDS

QC records for the project include daily QC reports, as well as documentation of all preparatory, initial, and follow-on inspections. These records also include two field change requests that document approved deviations from the procedures in the work plan. Daily QC activities were recorded in a dedicated field logbook and the necessary information was transferred to electronic reporting forms daily. The electronic files were stored on a dedicated laptop (i.e., QC records were not available to the field staff except for the UXOQC) and were backed up to a thumb drive to ensure the integrity of the records.

7.6 AUDITS AND REPORTS

One QC audit was conducted for this project. During this audit the UXOQC Manager visited the site to review QC activities and ensure that the QC program was being properly implemented. The inspector prepared a QC audit report documenting the activities performed and results of the audit. Corrective actions were implemented and successful implementation was documented via QC surveillance. The QC surveillance reports are contained in Appendix D.

Daily QC reports were also submitted to the UXOQC Manager for review. This process provided a second level of review for the QC program to ensure that the expected level of quality was maintained.

8.0 SAFETY

The Environmental Health and Safety Plan (EHSP) for this project was prepared in conformance with 29 CFR 1910.120 and IAW appropriate guidance from the USACE (USACE, August 2004; revised March 2007) governing MEC activities. The plan was also consistent with the requirements of the Tetra Tech Corporate Health and Safety (EHS) Programs, Policies, and Procedures. All site personnel were in compliance.

Prior to commencement of field activities, all field personnel assigned to the project completed training that specifically addressed the activities, procedures, monitoring, and equipment used in the site operations. It included site and facility layout, hazards present, and emergency services at the site or in the area nearby.

All personnel working at the project site were required to attend a daily "tailgate" safety meeting. This meeting, conducted by the UXO Safety Officer (UXOSO), covered specific health and safety issues such as site activities for that day, changes in site conditions, topics covered in the initial health and safety meeting as they apply to daily activities, PPE, and potential physical hazards. Issues addressed in the daily safety meeting were documented on a form, which was signed by all the attendees and retained by the UXOSO.

One Health and Safety audit was conducted for this project. During this audit the corporate UXO Safety Manager visited the site to review health and safety activities and ensure that the safety program was being properly implemented. The inspector prepared a health and safety audit report documenting the activities performed and results of the audit.

Daily and weekly health and safety reports were also submitted to the UXO Safety Manager for review. This process provided a second level of review for the safety program to ensure that the expected level of quality was maintained.

All incident/accident reports for the site were submitted to the UXO Safety Manager to ensure that a thorough investigation was conducted and that appropriate corrective action was taken to protect field personnel performing MEC Evaluation tasks. The incidents reported for this project that incorporated safety issues covered events including slips and trips on several occasions, an insect bite that resulted in swelling, and a potential ankle injury that was diagnosed as gout.

9.0 SUMMARY OF FIELD PROGRAM RESULTS

The following sections include a summary of the results of various components of the SMER and conclusions based on the data collected.

9.1 RESULTS OF GEOPHYSICAL PROVE-OUT

Prior to beginning the geophysical mapping program at the Site, data were acquired over the GPO test bed, and the sensitivity of the instrumentation was established. Figures 9-1 and 9-2 below depict the relative instrument response to the items that were buried in the test bed in 2006. These specific inert MEC and MEC-like items are labeled on the figure with their corresponding depth of burial. The operational area in which the items were anticipated to be found is listed in Table 9-1, along with their depth of burial. All items placed in the test bed were detected during the GPO and during follow-on function tests.

All the seed items in the test bed were detected with the EM61 MKII. The specific selection criteria used for each survey area at the Site were based on the GPO results. The range of responses from the EM61 MKII for each MEC item of interest in the GPO was tabulated and was used to select anomalies for intrusive investigation at each area, along with other discrimination parameters such as anomaly size and shape. The response selection criteria are listed in Table 9-2 for each AOC.

Additionally, each time a new piece of geophysical equipment, or new equipment operator was used on the site, the GPO was resurveyed to demonstrate repeatability and geophysical survey instrument functionality.

Figure 9-1. Results of Initial GPO for SMER Evaluation Phase

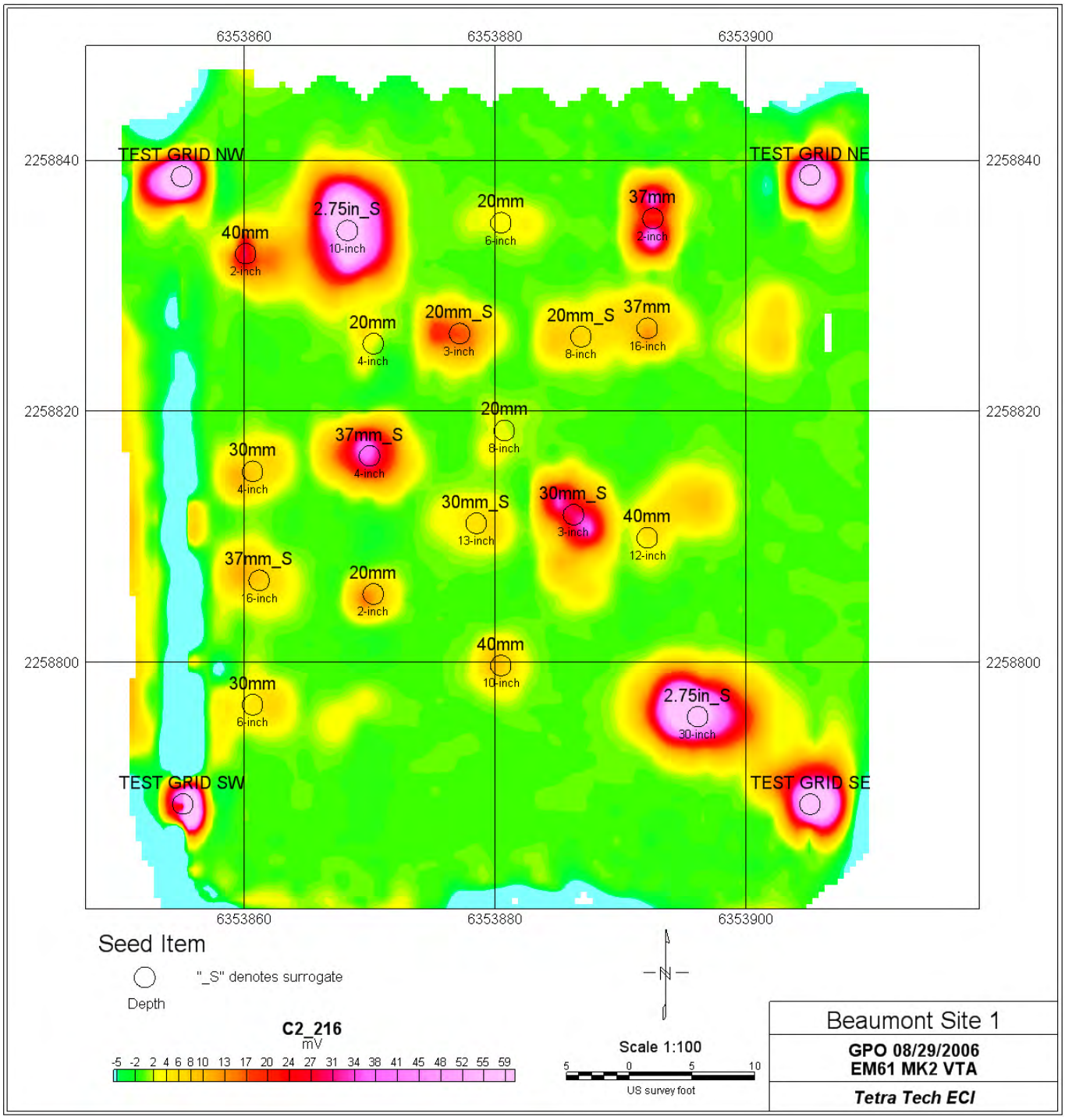

Figure 9-2. Results of GPO for SMER Removal Phase

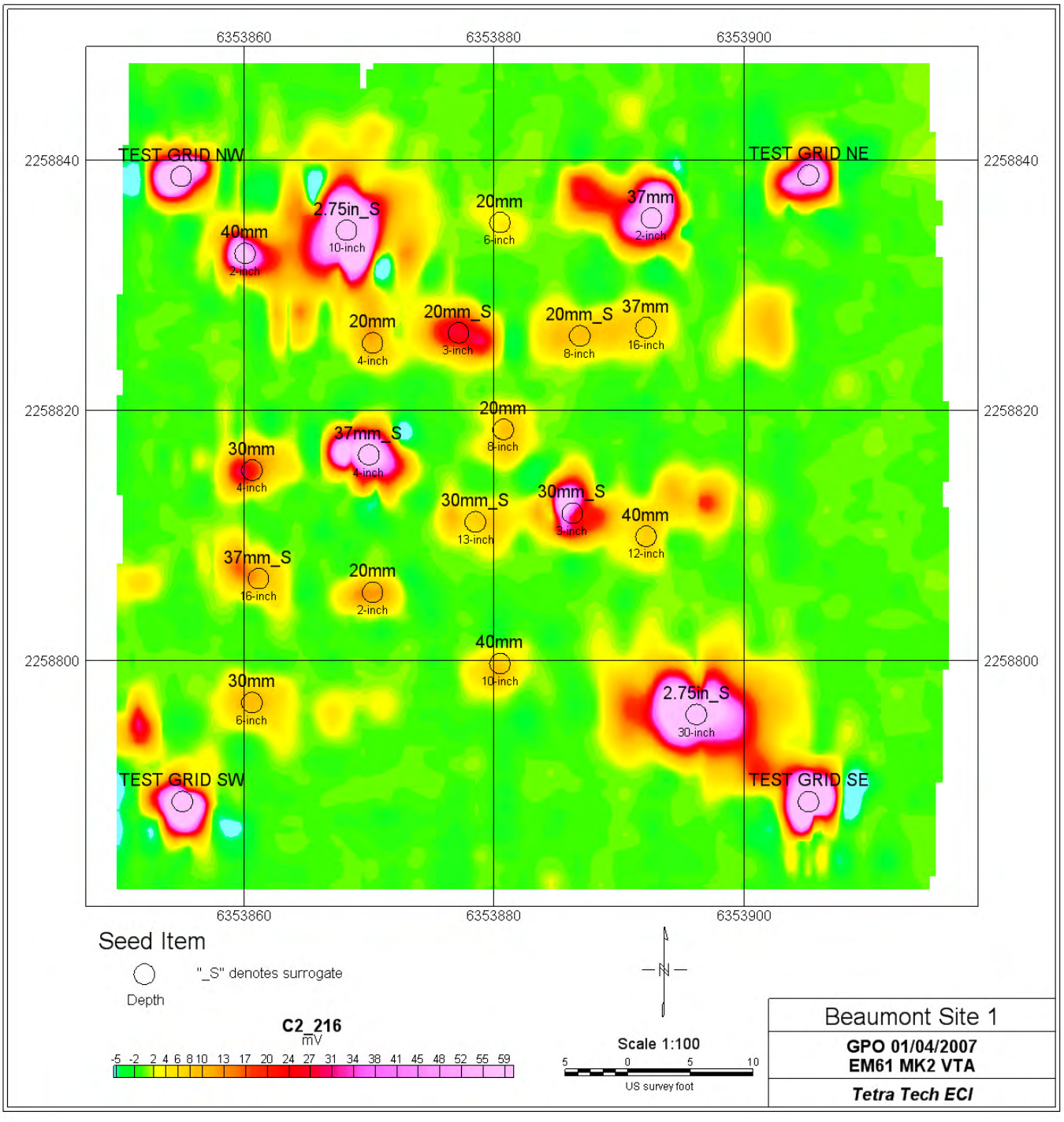

Table 9-1. GPO Test Bed Seed Item List				
Seed ID	Easting (ft)	Northing (ft)	Item	Depth
1	6353870.28	2258805.46	20mm	2-inch
2	6353870.28	2258825.40	20mm	4-inch
3	6353880.46	2258835.03	20mm	6-inch
4	6353880.73	2258818.48	20mm	8-inch
5	6353880.46	2258799.76	40mm	10-inch
6	6353860.65	2258815.23	30mm	4-inch
7	6353892.13	2258826.62	37mm	16-inch
8	6353892.13	2258809.94	40mm	12-inch
9	6353860.65	2258796.64	30mm	6-inch
10	6353860.10	2258832.56	40mm	2-inch
11	6353892.57	2258835.38	37mm	2-inch
12	6353877.15	2258826.21	20mm_S	3-inch
13	6353886.84	2258825.96	20mm_S	8-inch
14	6353886.25	2258811.78	30mm_S	3-inch
15	6353878.49	2258811.09	30mm_S	13-inch
16	6353869.98	2258816.45	37mm_S	4-inch
17	6353861.17	2258806.55	37mm_S	16-inch
18	6353868.20	2258834.41	2.75in_S	10-inch
19	6353896.14	2258795.69	2.75in_S	30-inch
20	6353905.10	2258838.82	TEST GRID NE	N/A
21	6353855.00	2258838.72	TEST GRID NW	N/A
22	6353905.11	2258788.72	TEST GRID SE	N/A
23	6353855.09	2258788.73	TEST GRID SW	N/A
Note: Coordinates in California Zone 6 NAD83 "S" denotes surrogate Guidance from the US Army Corps of Engineers indicates that the depth-based performance standard for munitions is typically 11 times their diameter; however, this depth is dependent upon site-specific parameters such as the mineralization of soils.				

.

Table 9-2. Target Selection Criteria Based on Amplitude of Expected Anomaly		
Area	Expected Target(s)	Range in Amplitude for Primary Target Selection 216us channel (mV)
Evaluation Phase of SMER		
Area A Target Impact Area	30mm	3.5-26
Area B – Bazooka Impact Area	2.75-unch Rocket Frag	>3.5
D-End of TPLZ Range Fan	37mm	>3.5
I-Airstrip	27.5mm	3.5-26
Removal Phase of SMER		
Area A-Target Impact Area	30mm	≥3.5
I-Airstrip	27.5mm	≥3.5
The amplitude range was expanded in some cases to allow selection of anomalies based on shape and size where appropriate, rather than just amplitude.		

9.2 RESULTS OF QUALITY CONTROL PROCEDURES AND INSPECTIONS

Three NCRs were issued by RONCO during this project. One NCR was issued during the evaluation phase and two during the removal phase. The NCR issued during the evaluation was specific to ambiguities in the work plan regarding the specification for line spacing during geophysical mapping. The plan contained the anticipated optimum spacing, but no maximum allowable spacing. RONCO interpreted the anticipated optimum spacing to be the maximum spacing allowable and because line spacing exceeded this in some areas an NCR was issued. The geophysicists for both Tetra Tech and RONCO discussed the line spacing issue and reviewed the performance of the EM61 MKII mapping system during the GPO. A Field Change Request was generated to address the issue, and specific performance metrics were determined for line spacing based on the GPO results. The work plan was modified to reflect these metrics and the mapping data were subsequently accepted.

The first NCR issued during the MEC removal activities documented a positioning problem in Area I. The Leica rover was not functioning properly and therefore the geophysical data and, subsequently, the targets in Grid 4 were found to be offset from the actual locations. A QA seed item placed by RONCO in this grid was not initially recovered because of this offset. The corrective actions for this problem included re-mapping specific portions of Area I, re-interpreting the data for specific portions of Area I, and re-flagging and re-digging several areas. Instrument checks were added to prevent future problems with loss of the Leica Rover time-stamp.

The final NCR issued by RONCO dealt with the failure to recover two seed items during the Area A MEC removal. Several weeks after the removal was completed, RONCO recognized that two seed items had not been physically recovered. Evaluation of the problem indicated that the seed items were detected during geophysical mapping and selected as dig targets. This goal is the main focus of the seeding program. A piece of wire and a nail were recovered at the two locations at a depth of about 3 inches indicating that the target sites were excavated. Both seed items were subsequently located in the field and excavated to check positioning. This location process required the Vallon metal detector to be set at the most sensitive setting, which is not a reasonable expectation for normal field work. In addition, both seed items were below 12 inches, which was the intended maximum depth. QC was performed by both Tetra Tech and RONCO in the grids where the seed items were placed and no QC problems were noted. Based on the information available, along with the fact that 38 of 40 seed items were recovered (95 percent), all parties agreed that no corrective action was needed.

Tetra Tech issued several internal QIRs during the course of this project. These reports document QC or safety issues that require corrective action, although the issues do not necessarily affect data quality. These types of issues are generally first noted in the daily QC reports and then a QIR is prepared as a follow-up action. QC reports for the field program are contained in Appendix D.

9.3 RESULTS OF MEC EVALUATION

Just under 22 acres of land in four operational areas (five AOC areas) were evaluated during the SMER (excludes removal areas discussed in Section 9.4). Six MEC items were found including 20mm practice projectiles, 20mm casings with primers intact, and a primer assembly from a large caliber projectile. In addition, 166 various MC were found including inert 27.5mm and 30mm projectiles, scrap and frag from 27.5mm and 30mm projectiles, 16mm penetrators (tungsten), and 27.5mm base pieces. The MEC items were located in Operational Area D, whereas MC (including frag) were found in all areas. Several of the MC were initially classified as MEC because the interior could not be inspected for explosive materials. Following disposal and inspection of the disposal debris, these items were reclassified as MC based on lack of visible filler or residue and/or the type and condition of fragmentation produced by disposal.

Table 9-3 presents a summary of the field results for both the MEC evaluation and removal phases of the SMER by AOC. The specific results for evaluation in each of the AOCs are discussed in Sections 9.3.1 through 9.3.5. Completed dig sheets for each area, as appropriate, are included in Appendix E and photographs showing items of interest from the MEC evaluation are presented in the photo log in Appendix F.

9.3.1 Area A – Target Impact Area AOC - Eastern and Western Extensions

No MEC was found in Area A during the evaluation phase of the SMER. Twenty-three MC were found during the evaluation, mostly frag. These items were primarily located on the hillsides east of the range, near the bottom of the slopes. One small arms-related MC was found in the western extension of the range. One MC was also found in the eastern extension, south of the hillsides. This item was a piece of munitions frag. Four MC including one intact 30mm projectile were found in the MWD Berm at the northern end of the Area A range. This projectile was initially classified as MEC, but was later reclassified as MC based on the inspection results following disposal of the item. There was abundant scrap metal in all locations evaluated, except the hillsides which are not accessible for dumping, tilling or burial. The metal waste included hundreds of pieces of wire, along with small numbers of nuts, bolts, and nails. The locations of MEC, MC, and other items of interest found in the Area A extensions are shown on Figure 9-3.

Table 9-3. Summary of SMEC Field Results by AOC

Operations Area	Area Name	Area Size (Acres)	Area Evaluated (acres) [1]	% of Area	No. of Targets	Targets Selected for Dig	Targets Dug	No. of MEC	MEC Comments	No. of MC	MC Comments	General Comments
Evaluation Phase of SMEC												
A	Target Impact Area Extensions (East & West)	21.1	1.86	8.8	272	203	212	0	--	2	1 piece of frag (east) and one 7.62mm bullet projectile (west)	Lots of wire scrap
	Eastern Hills	6	1.06	17.7	17	17	17	0	--	17	Frag related to range activities	Few contacts due to steep terrain and inaccessibility for dumping trash
	MWD Berm	1.1	0.54	49	337	337	337	0	Intact 30mm projectile initially classified as MEC, but observations during disposal indicated they were MC.	4	30mm projectiles and related scrap	All accessible area evaluated.
B	Bazooka Impact Area Extension	6.2	6.2	100	292	150	165	0	--	9	Aluminum frag, steel frag, 1 large caliber primer and 1 CAD-like item	Aluminum frag was potentially rocket-related debris
D	End of TPLZ Range Fan Focus Area	0.92	~0.7	~76	93	63	56	0	--	9	Frag	Several targets were related to the re-inforced concrete pad in this area and were not distinct targets that could be investigated. The roadway and creek bed were inaccessible for mapping.
	Streambed Extension	2.88	3.08	107	39	39	39	6	20mm practice, 20mm casings with primer and one large caliber primer assembly.	4	Heavy Frag	Two MEC items found on the surface during mowing. The actual evaluation area was adjusted to accommodate terrain features and was actually slightly larger than the planned area, but included different locations.
I	Initial Central Airstrip Expansion - 100% geo around slabs - Central transects - East Hill Mag & Dig	1.80	1.08	60 See Comments	87 +3 Mag & Dig	74 +3 Mag & Dig	87 +3 Mag & Dig	0	--	19	27.5mm projectiles, 16mm penetrators and 27.5mm base pieces, tips and fragments.	100% of mapped areas evaluated. Other areas evaluated as part of secondary Mag & Dig (See below).
	Secondary Airstrip Expansion Mag & Dig Grids	7.2	7.2	100	1016	1016	1016	0	Intact 27.5mm projectiles initially classified as MEC, but observations during disposal indicated they were MC.	52	27.5mm related pieces and penetrators from potential AP rounds	Area surrounding two 8 foot x 10 foot concrete slabs that were former targets.
	Slab Excavation	~0.02	~0.02	100	49	49	49	0	Intact 27.5mmprojectiles initially classified as MEC, but observations during disposal indicated they were MC.	49	27.5mm projectiles, 16mm penetrators, 27.5mm pieces and frag	Two concrete slabs found with holes measuring approximately 27.5mm.
	Potential Backstop Hill	3.08	0.63	20	62	62	62	0	--	1	Bomb Frag	Later determined not to be along the firing line; new area identified and evaluated.
Clearance Phase of SMEC												
A	Target Impact Area AOC	66.6	66.6	100	4315	2039	2269	11	30mm	192	30mm projectile pieces, bases and frag; 27.5mm pieces; penetrators; one large caliber inert rocket; and, one piece of rocket frag.	Penetrators were tungsten alloy
I	Airstrip AOC (Mapped Targets)	13.9	13.9	100	339	201	216	0	Intact 27.5mm initially classified as MEC, but observations during disposal indicated they were MC.	55	27.5mm and related pieces	Included the areas not previously evaluated at 100% which effectively serves as clearance.
	Airstrip AOC Remote Berm	0.35	0.16	46	27	27	27	0	Intact 27.5mm initially classified as MEC, but observations during disposal indicated they were MC.	26	27.5mm	All accessible areas cleared using Mag & Dig. The berm was removed with tiered Mag & Dig and subsequently the area beneath the berm was mapped and cleared.
	Concrete Target Backstop Area in Ravine	~0.03	~0.03	100	0	0	0	0	--	0		No contacts found with Vallen metal detector. Access limited by steep terrain.

Notes:
1. The area evaluated may be smaller than the study area due to the use of an investigation pattern (transects) that cover less than 100% of the area or due to the fact that a portion of the area selected for evaluation was inaccessible based on actual field conditions.

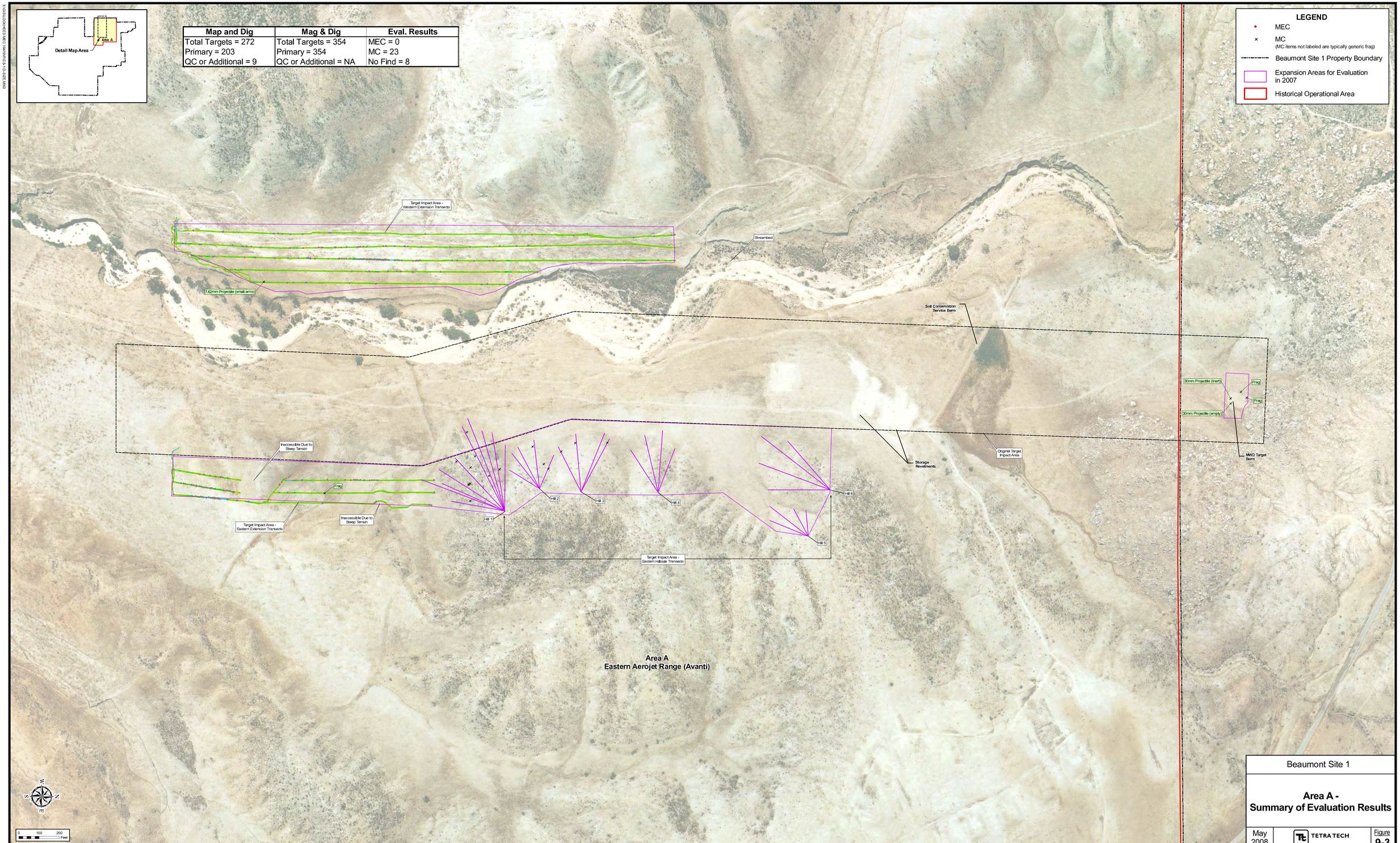

Map and Dig	Mag & Dig	Eval. Results
Total Targets = 272	Total Targets = 354	MEC = 0
Primary = 203	Primary = 354	MC = 23
QC or Additional = 9	QC or Additional = NA	No Find = 8

Beaumont Site 1

Area A - Summary of Evaluation Results

May 2008

TETRA TECH

Figure 9-3

The findings in the Area A extensions are generally consistent with past findings and historical information. The data suggest that the range is limited to the main valley area originally delineated. However, the data also indicate that the MWD Berm was used at least once, which is inconsistent with reports from a former range employee who thought this berm was never used for ballistics testing. The berm is within the original AOC for the Area A Target Impact Area, so this finding did not necessitate any adjustments to the area identified for MEC removal. It merely confirmed that the entire range should be included in the removal area to ensure a comprehensive MEC removal.

9.3.2 Area B – Bazooka Impact Area AOC Extension

No MEC was found in the Bazooka Impact Area AOC extension. Nine MC were found including thick ferrous frag, aluminum frag, an expended CAD-like item, and an expended primer from a large caliber munition. Numerous pieces of metal scrap were also found including wire, nails, bolts and horse shoes. The locations of MC and other items of interest found in this AOC extension are shown on Figure 9-4.

The findings in the Area B extension are generally consistent with past findings and historical information. The aluminum frag may be related to the prototype anti-tank weapons tested in this area because aluminum and other thin, lightweight materials are commonly used in the construction of these munitions. The thick, ferrous frag may be residue from the former test targets. Although the expended CAD-like item and primer found are anomalous, they are expended and it is not unusual for small amounts of anomalous ordnance debris to be found on a site of this nature. Because a comprehensive evaluation was done in this area, and the anomalous items found are lone items, their discovery does not suggest that there is an undocumented range or disposal site in the area.

9.3.3 Area D – End of TPLZ Range Fan AOC - Potential HE Target Focus Area

No MEC items were found in this area during the SMER evaluation. Nine MC were found, along with 16 pieces of metal waste. The MC was primarily long, jagged frag consistent with the breakup of large caliber HE munitions. The metal waste was almost exclusively made up of metal shaft pin flags used by the site biologist to mark SKR burrows prior to being informed that PVC pin flags should be used for that purpose. The locations of MC and other items of interest found in this AOC extension are shown on Figure 9-5.

The findings in the Area D – End of TPLZ Range Fan AOC Potential HE Target Focus Area are consistent with past findings. Several pieces of long, jagged frag were found

in this area in 2005 near a possible target stand. This type of frag is clustered around the potential target and does not appear to extend beyond the edges of the focus area. In addition, no evidence of large caliber HE munitions was observed when the slope behind the focus area was surveyed in 2005. If HE munitions were fired into this area, there are no indications that any MEC remains or that these munitions were fired into any other part of the TPLZ range fan.

9.3.4 Area D – Streambed AOC – Upper Bank Extension

Six MEC items were found in this area during the SMER evaluation including two 20mm practice rounds, three 20mm casings with primers, and one primer assembly for a large caliber munition. Four pieces of MC were also found in this area along with twenty-nine pieces of metal waste. The locations of MC and other items of interest found in this AOC extension are shown on Figure 9-6.

The findings in the Area D – Streambed Extension AOC are consistent with past findings. Several 20mm rounds or projectiles and primer assemblies were found in this area during the 2005 evaluation. The source of these items is unknown. The only 20mm munitions known to have been used on site were those fired in the Phalanx Gatling gun and it is not known whether these rounds were belted (linked) like the practice rounds found in Area D. The proximity of the items to the road crossing in Area D suggests that historically some waste munitions may have been disposed of via dumping in the creek or via shallow burial on the creek bank near the road crossing. The items were all found in areas that appear to be within the 100-year flood plain for Bed Springs Creek. The primer assemblies are believed to be associated with limited scavenging conducted by the crews that worked in this area. The former area supervisor reported during a 2006 interview that they dismantled eight large caliber Navy shells to scavenge the powder for testing in other munitions.

9.3.5 Area I – Airstrip AOC - Central Area Extension

No MEC items were found in this area during the SMER evaluation. One hundred twenty-one MC were found including nine inert 27.5mm projectiles (historically known as Bushmaster rounds), eight 16mm penetrators (solid), projectile base pieces, and a small amount of frag associated with 27.5mm projectiles. Much of the frag found in this area was thick-walled bomb frag generated in an adjacent AOC (Incendiary Bomb Test Area). Two concrete targets, a remote target berm and a sheet metal target, were also discovered during the evaluation phase of the SMER in this area.

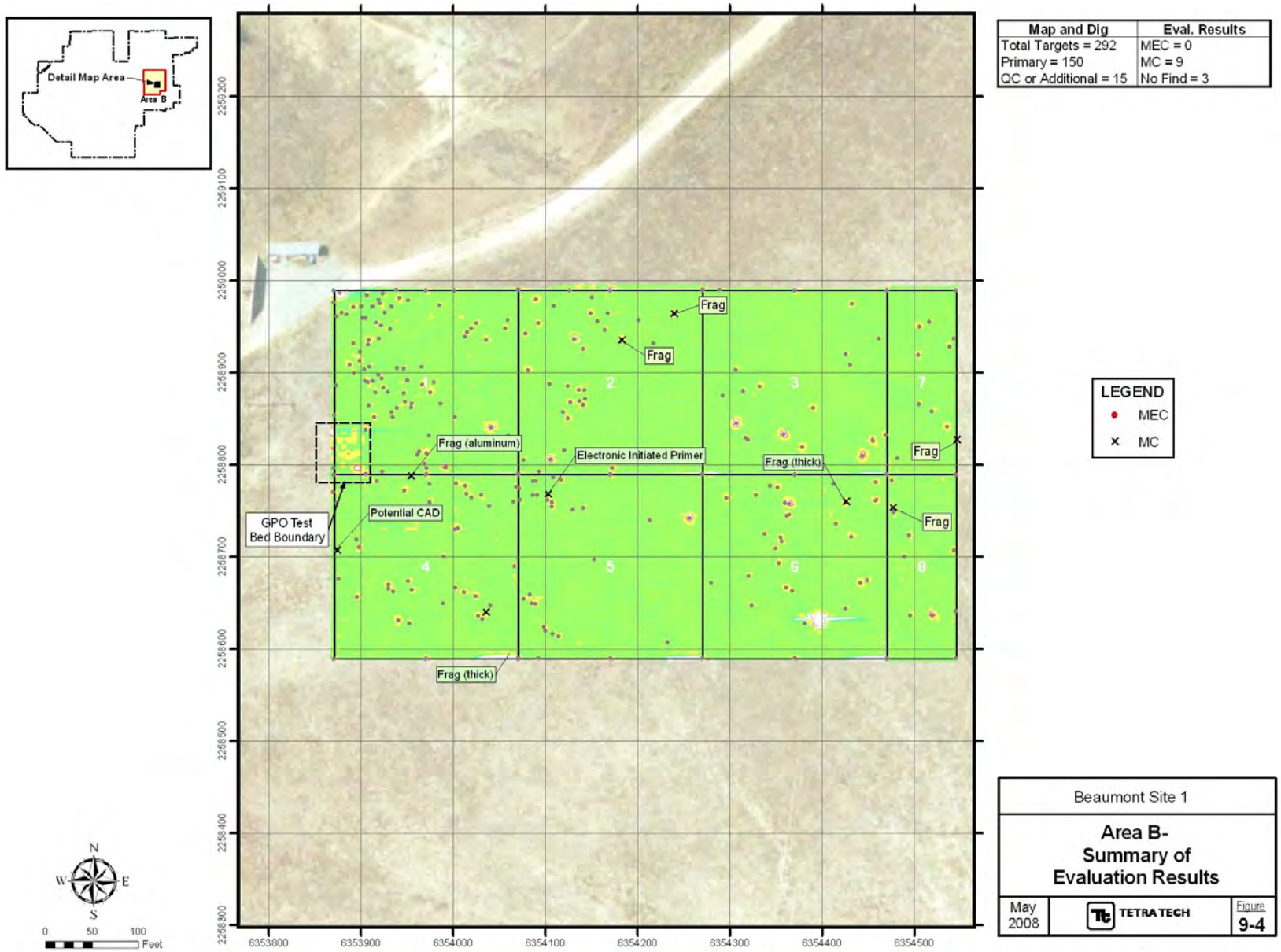
Detail Map Area
Area B
Map and Dig
Eval. Results
Total Targets = 292
MEC = 0
Primary = 150
MC = 9
QC or Additional = 15
No Find = 3
LEGEND
MEC
MC
Frag
Frag
Frag (aluminum)
Electronic Initiated Primer
Frag (thick)
Frag
Frag
GPO Test Bed Boundary
Potential CAD
Frag (thick)
2
3
7
4
5
6
8
2259200
2259100
2259000
2258900
2258800
2258700
2258600
2258500
2258400
2258300
6353800
6353900
6354000
6354100
6354200
6354300
6354400
6354500
N
W
E
S
0
50
100
Feet
Beaumont Site 1
Area B-
Summary of
Evaluation Results
May
2008
TETRA TECH
Figure
9-4

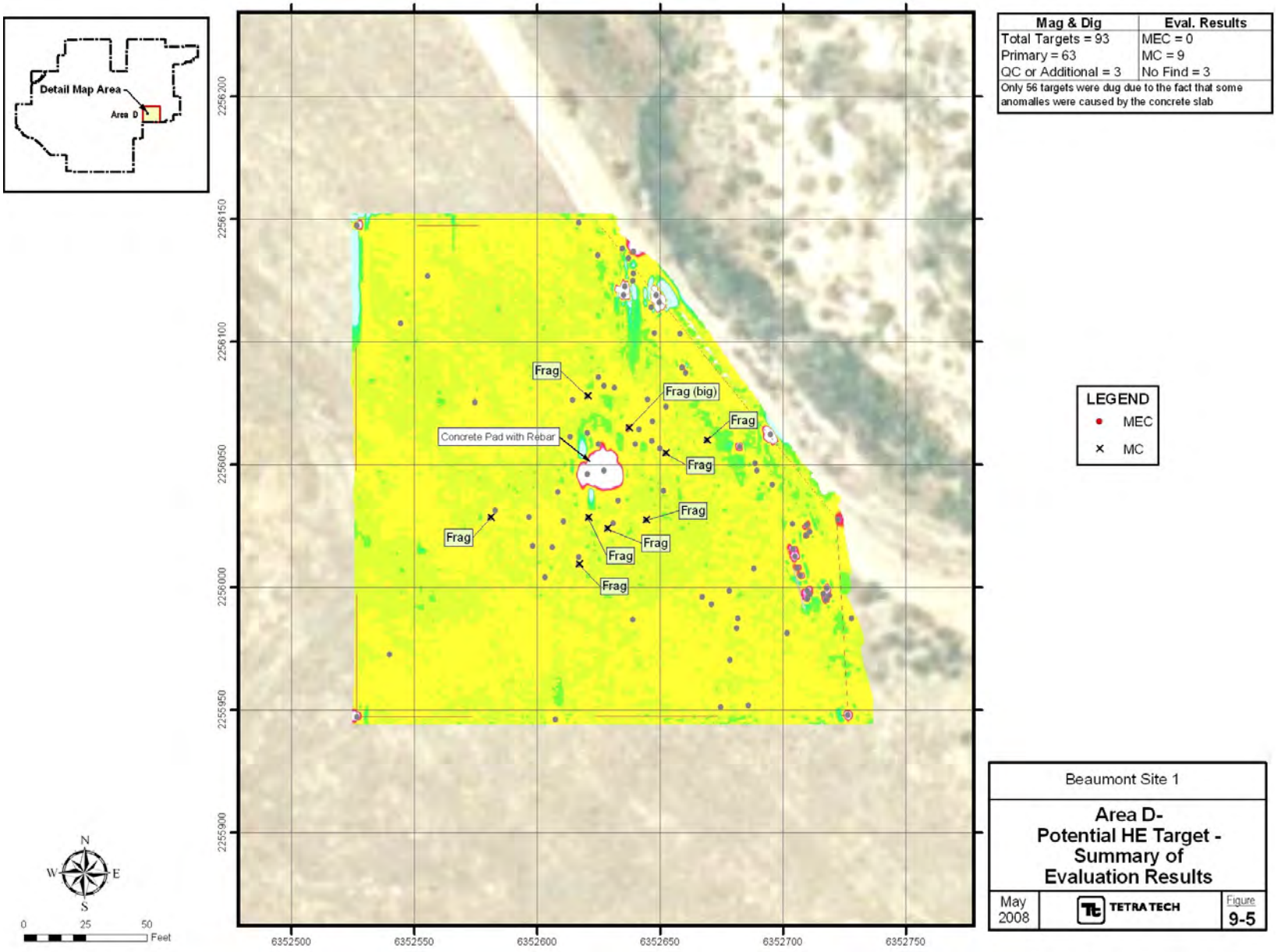
Detail Map Area
Area D
Mag & Dig
Eval. Results
Total Targets = 93
MEC = 0
Primary = 63
MC = 9
QC or Additional = 3
No Find = 3
Only 56 targets were dug due to the fact that some anomalies were caused by the concrete slab
Frag
Frag (big)
Concrete Pad with Rebar
LEGEND
MEC
MC
N
W
E
S
0
25
50
Feet
2256200
2256150
2256100
2256050
2256000
2255950
2255900
6352500
6352550
6352600
6352650
6352700
6352750
Beaumont Site 1
Area D-
Potential HE Target -
Summary of
Evaluation Results
May
2008
TETRA TECH
Figure
9-5

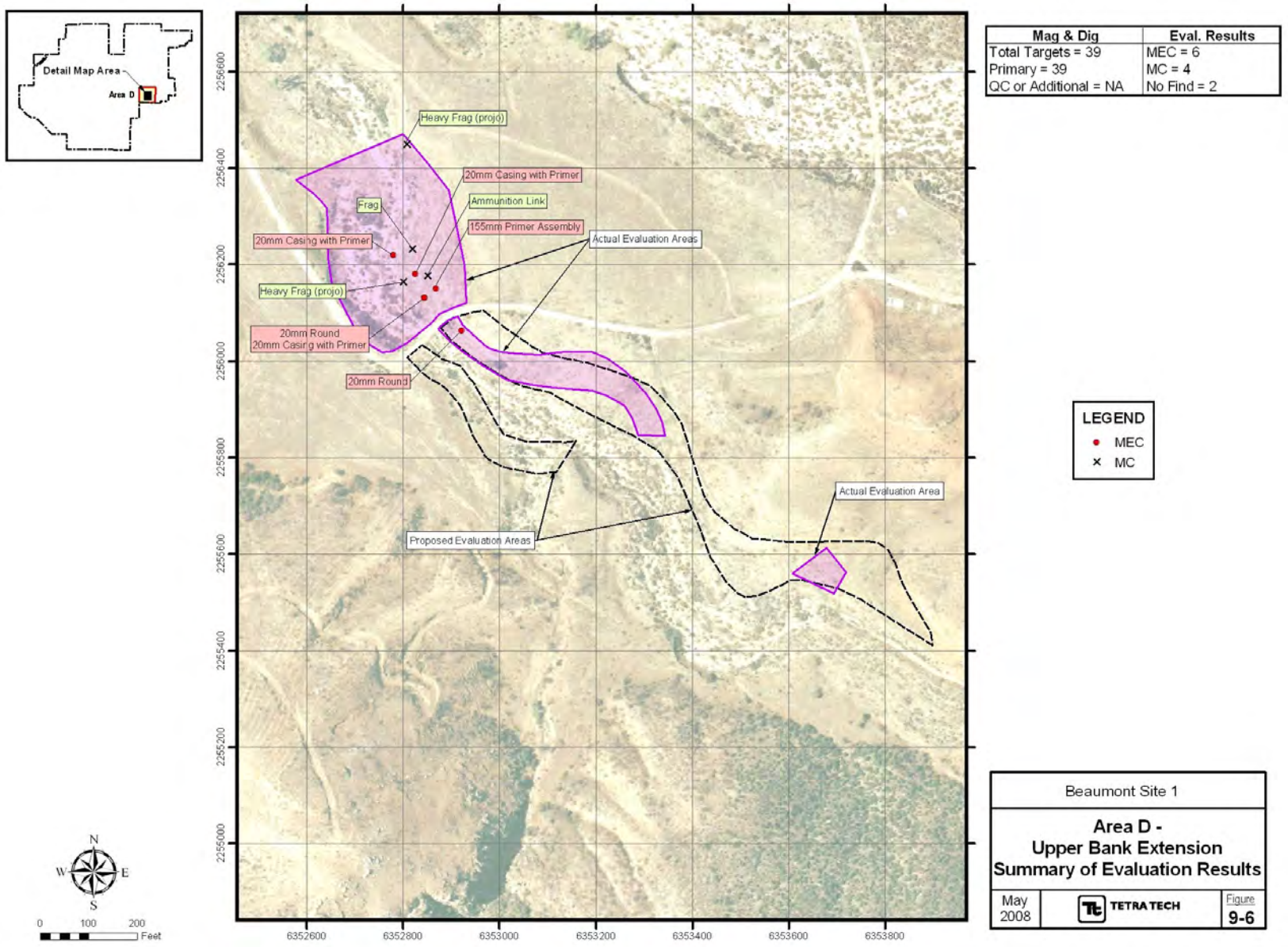

Mag & Dig	Eval. Results
Total Targets = 39	MEC = 6
Primary = 39	MC = 4
QC or Additional = NA	No Find = 2

LEGEND
- MEC
- MC

Beaumont Site 1

**Area D -
Upper Bank Extension
Summary of Evaluation Results**

May 2008 | TETRA TECH | Figure 9-6

Numerous pieces of metal waste were found including wire, nails and car parts. The numbers quoted here include all segments of the evaluation (see Section 5.5). The locations of MC and other items of interest found in this AOC extension are shown on Figure 9-7.

The findings in Area I are generally not consistent with past findings or historical data for this area. The bomb frag found is consistent with past findings and is assumed to be present in this area as the result of incendiary bomb testing that took place in another AOC just south of the airstrip. The frag radius for these large bombs would include much of the airstrip area. With respect to the presence of MC associated with 27.5mm ammunition, the findings are not consistent with past findings or historical data. Representatives of Aerojet Corporation interviewed for the 1986 historical report stated they did not remember any testing taking place in this AOC. A letter written by a former LMC employee did indicate that a small amount of testing involving inert 20mm munitions took place near the end of the airstrip. The findings indicated that this area was likely a range used to test 27.5mm projectiles including armor-piercing rounds with 16mm penetrators. The penetrators found were non-ferrous and quite heavy. The Army's Bradley fighting vehicle is currently equipped with a 25mm bushmaster weapon that fires a number of types of penetrator rounds including depleted uranium (DU) or tungsten. Because the munitions found in Area I could potentially be precursors of those fired by the Bradley chain gun, the penetrators were screened for DU and then sent to a laboratory for X-ray analysis to determine the composition. It was determined that the penetrators were a tungsten alloy.

One or two MC were discovered in Area I that appeared to have characteristics consistent with the detonation of HE munitions. The edges were ragged and scorched and the items were twisted. Testing with the eXpray kit (See Section 4.8) indicated that explosive residue may be present; however, no residue was visible on the items. The results of the eXpray field testing were determined to be insignificant for several reasons:

- The eXpray kit can produce false positive reactions in the presence of lacquer, which was historically used in the production/assembly of munitions.
- No MEC was found in area I and only a very limited amount of frag showing characteristics potentially consistent with HE detonations was found
- Nearly 1,600 anomalies were investigated in Area I and no direct physical evidence of the use of HE munitions was found.

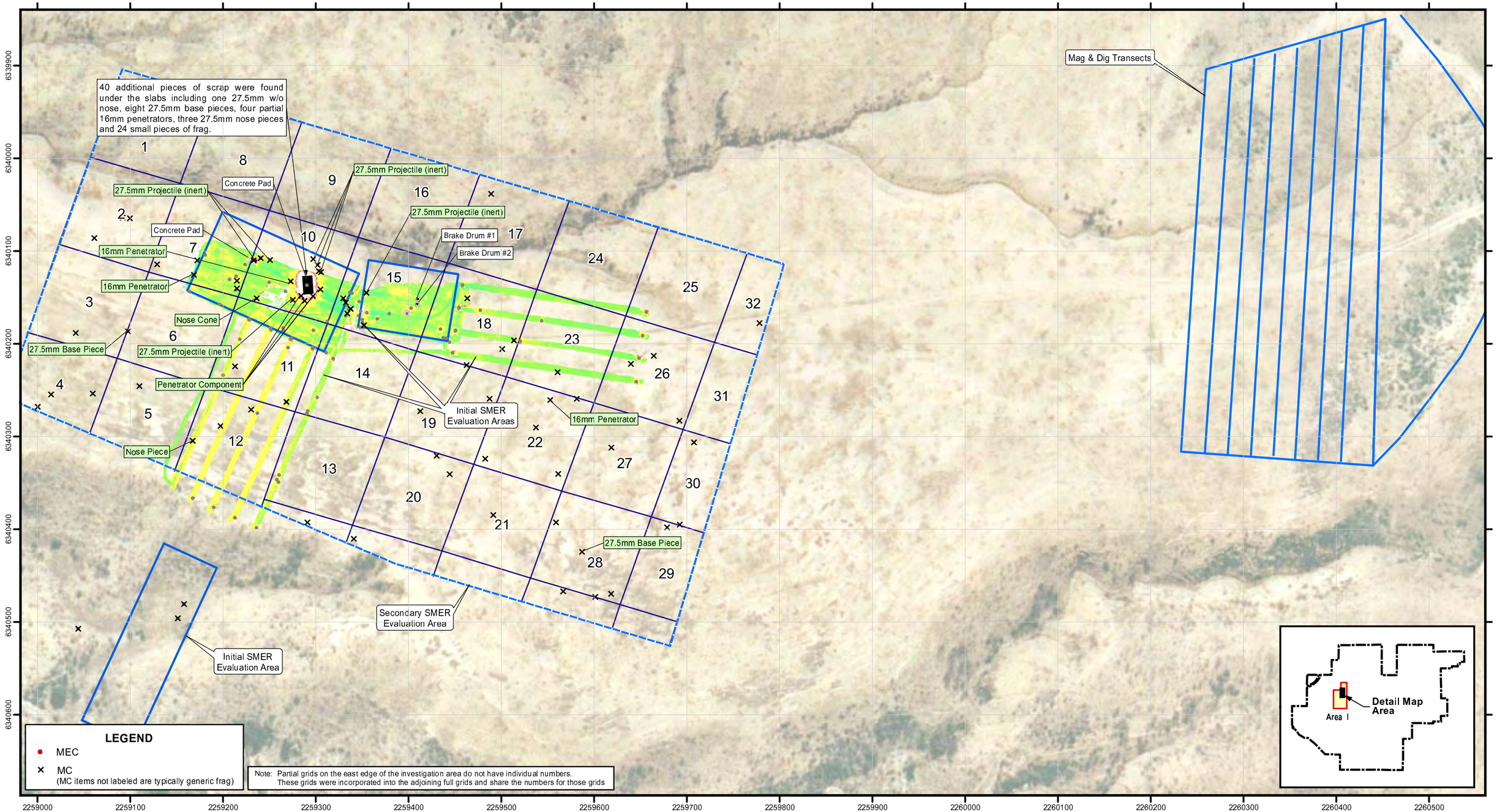

Map and Dig	Mag & Dig	Eval. Results
Total Targets = 87	Total Targets = 1,130	MEC = 0
Primary = 74	Primary = 1,130	MC = 121
QC or Additional = 13	QC or Additional = NA	No Find = 7

Beaumont Site 1

Area I - Airstrip Extension Summary of Evaluation Results

May 2008

TETRA TECH

Figure 9-7

9.4 RESULTS OF MEC REMOVAL

Just over 81 acres of land in two operational areas (two AOC areas) were cleared during the SMER. Eleven MEC items were found. All of the MEC items were 30mm HE projectiles. In addition, 273 various MC were found including whole and partial projectiles, penetrators, an inert rocket, and frag. The MEC items were all found in Area A, whereas MC was located in both Area A and Area I. Several intact 27.5mm and 30mm projectiles found during the removal were initially classified as MEC because the interior could not be inspected to ensure that they did not contain explosive filler. Following disposal and inspection of the disposal debris, all of these projectiles were reclassified as MC based on lack of visible filler or residue and/or the type and condition of fragmentation produced by disposal. These items are included in the total MC count for the removal.

Table 9-3 presents a summary of the field results for the removal phase of the SMER. The specific results for MEC removal in each of the two ACOS are discussed Sections 9.4.1 and 9.4.2. Completed dig sheets for each area are included in Appendix E and photographs showing items of interest from the MEC evaluation are presented in the photo log in Appendix F.

9.4.1 Area A – Target Impact Area AOC – Final MEC Removal Area

Eleven MEC items were found in Area A during the removal action in the Target Impact Area AOC, along with 192 MC. Seventeen intact 30mm projectiles found in Area A during the removal were initially classified as MEC because the interior could not be inspected to ensure that they did not contain explosive filler. Following disposal and inspection of the disposal debris, all of these projectiles were reclassified as MC for the reasons previously discussed. One MC was found during the removal that was not consistent with the CSM for this area as a ballistics test range for smaller caliber (27.5mm and 30mm) projectiles. This item was an inert 76mm rocket. Although this item is quite different from the anticipated munitions, it was a lone item and the only other piece of evidence supporting the use of this munition on the range was a single piece of frag found some 2000 feet north of this rocket. The data suggests that no significant amount of rocket testing took place. The small amount of residual MC found may have resulted from a one-time event.

Five debris pits were found in this AOC, including four pits that appeared to be the location of historical range targets. This assumption was based on the location of the pits (near the estimated center of the historical range) and the presence of concrete slabs, steel plating, and “C” clamps in the pits. It is known that the targets on this range

generally consisted of a number of steel plates attached to a large fame using “C” clamps. The fifth pit area was located near the far eastern edge of the range, south of the area generally identified as the target area. This pit contained thousands of pieces of wire and is thought to be a historical dump site used by a former tenant farmer/rancher at the site.

The majority of the MC items were found near the estimated center of the historical range and in proximity to debris pits that are the apparent locations of historical range targets. The MEC was generally found further up range where these item would have grounded (or perhaps skipped and grounded) if they passed through the targets without detonating. The locations of MEC, MC, and other items of interest found in the Area A removal area are shown on Figure 9-8. In order to better evaluate the distribution of MEC and MC in the Area A range, and the activities that may have resulted in this distribution, the estimated firing line for the range was profiled. This profile was compared with a plan view of the range showing the location of MEC and MC recovered to allow visual evaluation of the distribution with respect to the firing point, suspected target areas, range boundaries and areas where the line of fire was anticipated to coincide with the ground surface. The range profile and plan used for this evaluation are presented on Figure 9-9. All MEC and MC data collected for this AOC since 2005 are plotted on the figure. A total of eight pits containing apparent target waste are located in the western central portion of the range. These pits are located about 1,950 feet to 3,000 feet north of the firing point. Based on historical information, this area would have been the heart of the range during its operational period. A large amount of the frag and other MC were recovered in this area. This is consistent with a target area where ammunition striking the target would detonate (or break apart) spreading munitions-related debris and frag in a generally circular pattern. Beginning about 50 feet north of the target area and extending approximately 900 feet is a zone where a cluster of 30mm HE projectiles were recovered. This area coincides with the general ground surface elevation zone where direct fire munitions would be anticipated to come to ground if these munitions passed through the targets without detonating, assuming there was some loss of energy through the targets. It is reasonable to assume this loss of energy since the targets were steel plating backed thick earthen berms. This area also contained copious frag and other MC consistent with detonation or break-up of munitions passing through the targets and striking the ground in this area. About 1,600 feet further up range another cluster of 30mm HE projectiles was recovered. These may be projectiles that struck the ground (or rocks) near the southerly cluster of projectiles and then ricocheted or rebounded up range.

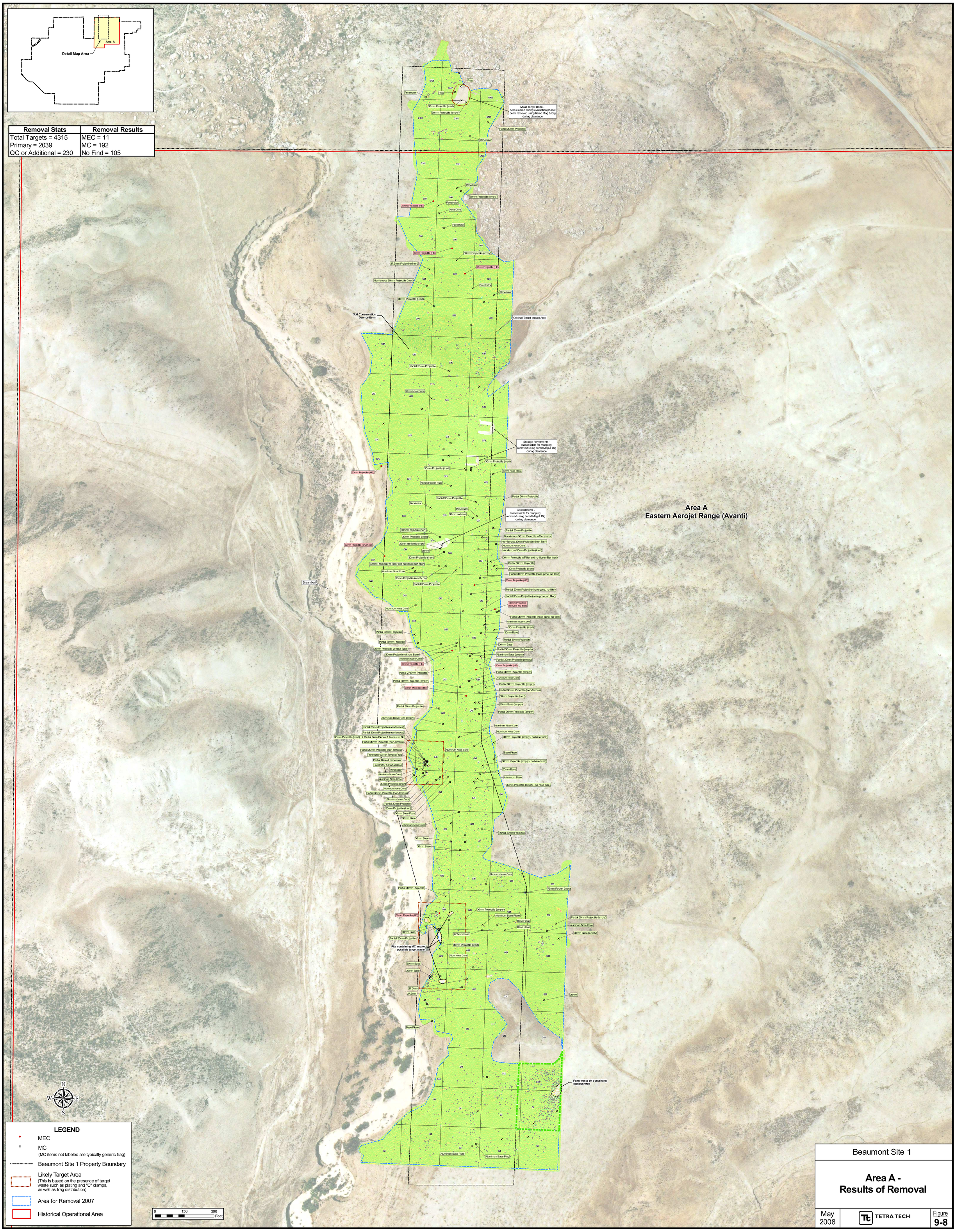
Area A
Detail Map Area
Removal Stats
Removal Results
Total Targets = 4315
Primary = 2039
QC or Additional = 230
MEC = 11
MC = 192
No Find = 105
MVD Target Berm - Area cleared during evaluation phase; berm removed using tiered Mag & Dig during clearance
Storage Revetments - Inaccessible for mapping; removed using tiered Mag & Dig during clearance
Central Berm - Inaccessible for mapping; removed using tiered Mag & Dig during clearance
Soil Conservation Service Berm
Original Target Impact Area
Streambed
Pits containing MC and/or possible target waste
Farm waste pit containing copious wire
Area A
Eastern Aerojet Range (Avanti)
LEGEND
MEC
MC
(MC items not labeled are typically generic frag)
Beaumont Site 1 Property Boundary
Likely Target Area
(This is based on the presence of target waste such as plating and "C" clamps, as well as frag distribution)
Area for Removal 2007
Historical Operational Area
0
150
300
Feet
N
W
E
S
Beaumont Site 1
Area A -
Results of Removal
May 2008
TETRA TECH
Figure
9-8

X:\GIS\LOCKHEED MEC 19410\SURFACE PROFILE.MXD

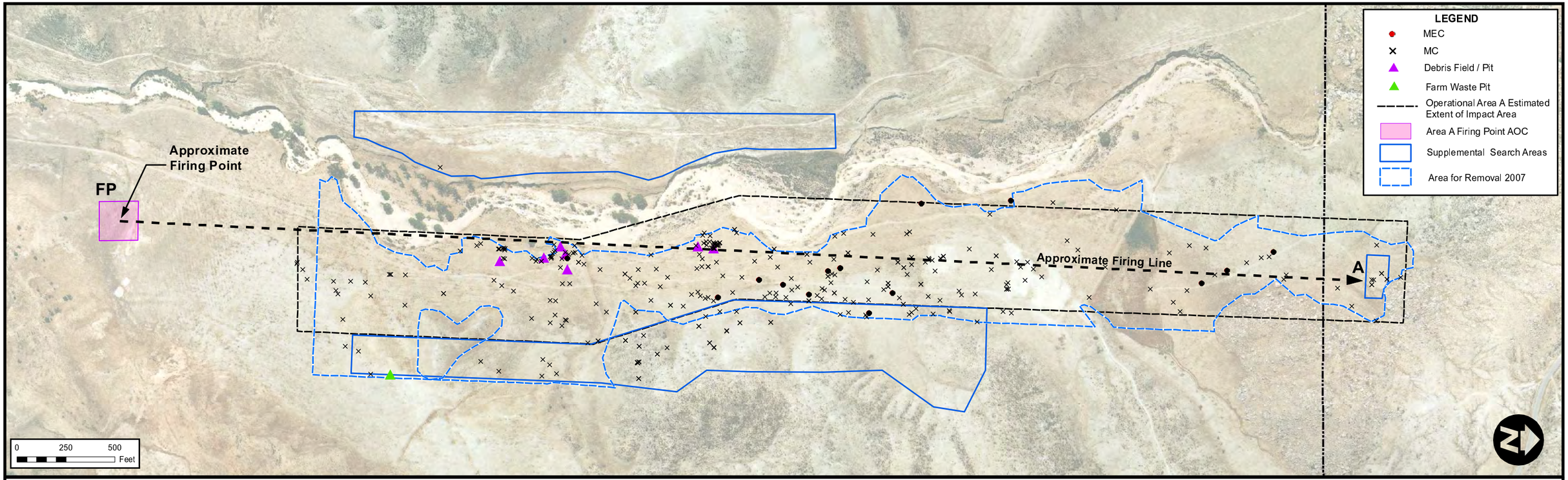

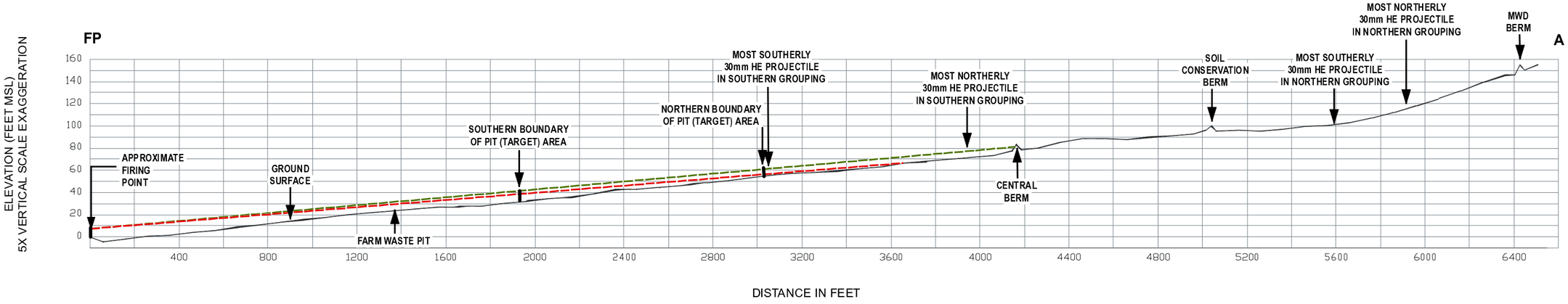

LEGEND

- Projected Firing Line for Targets at Southern Boundary of Pit Area
- Projected Firing Line for Targets at Northern Boundary of Pit Area

Beaumont Site 1

Area A - Profile for Estimated Firing Line

May 2008

TETRA TECH

Figure 9-9

During the Area A MEC removal a small number of penetrators, base pieces, and projectiles tips were found that appeared to be composed of non-conventional materials. Because tungsten penetrators were found in Area I and tungsten is a new subject of interest on former military ranges, these items were screened for DU and sent for metallurgic analysis. Results of testing are discussed in Section 9.5.

9.4.2 Area I – Airstrip AOC – Range Remainder

No MEC items were found in Area I during the removal action at the Airstrip AOC Extension. Eighty-one MC items were found including whole and partial 27.5mm projectiles, base pieces, whole and partial penetrators, and frag. Twenty-three intact 27.5mm projectiles found in Area I during the removal were initially classified as MEC because the interior could not be inspected to ensure that they did not contain explosive filler. Following disposal and inspection of the disposal debris, all of these projectiles were reclassified as MC for the reasons previously discussed. The locations of MC and other items of interest found in the Area I removal area are shown on Figure 9-10.

9.5 RESULTS OF CHEMICAL, RADIOLOGICAL, AND METALLURGIC TESTING

Several types of chemical or physical testing were performed during the SMER to ensure that potential hazards were identified and dealt with proactively. In addition, it was necessary to confirm that the SMER activities did not negatively impact the site. The results of the various tests are discussed in the following sections.

9.5.1 Chemical Testing

52 sets of BIP soil samples (3 samples per set) were collected during the SMER to ensure that MEC treatment did not adversely impact the site soils. Samples were collected both before and after treatment to allow comparison of analyte levels with natural background levels. Samples were analyzed for a suite of ordnance-related chemicals as well as seven priority metals that may be found in explosive compounds. GPL Laboratories, Inc., performed the analytical testing of soils. In addition, two individual composite soil samples were collected and analyzed to guide the removal of explosives contaminated soil at a site where several BIP attempts by HDT failed. Duplicate samples were prepared and analyzed at a rate of one per twenty regular samples and equipment rinsate samples (water) were collected before each sampling event to ensure that sampling equipment was not contaminated.

Many of the soil samples were found to contain levels of arsenic above pertinent screening criteria; however, this condition was noted for both before and after BIP samples suggesting that background levels at the Site are abnormally high. This

assumption is borne out via the results of past sampling on site in non-ordnance use areas, as well as in literature for the area.

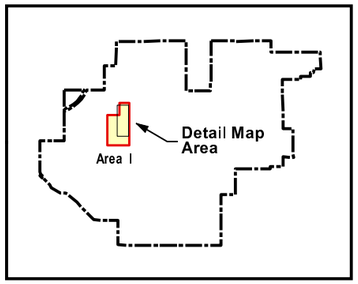

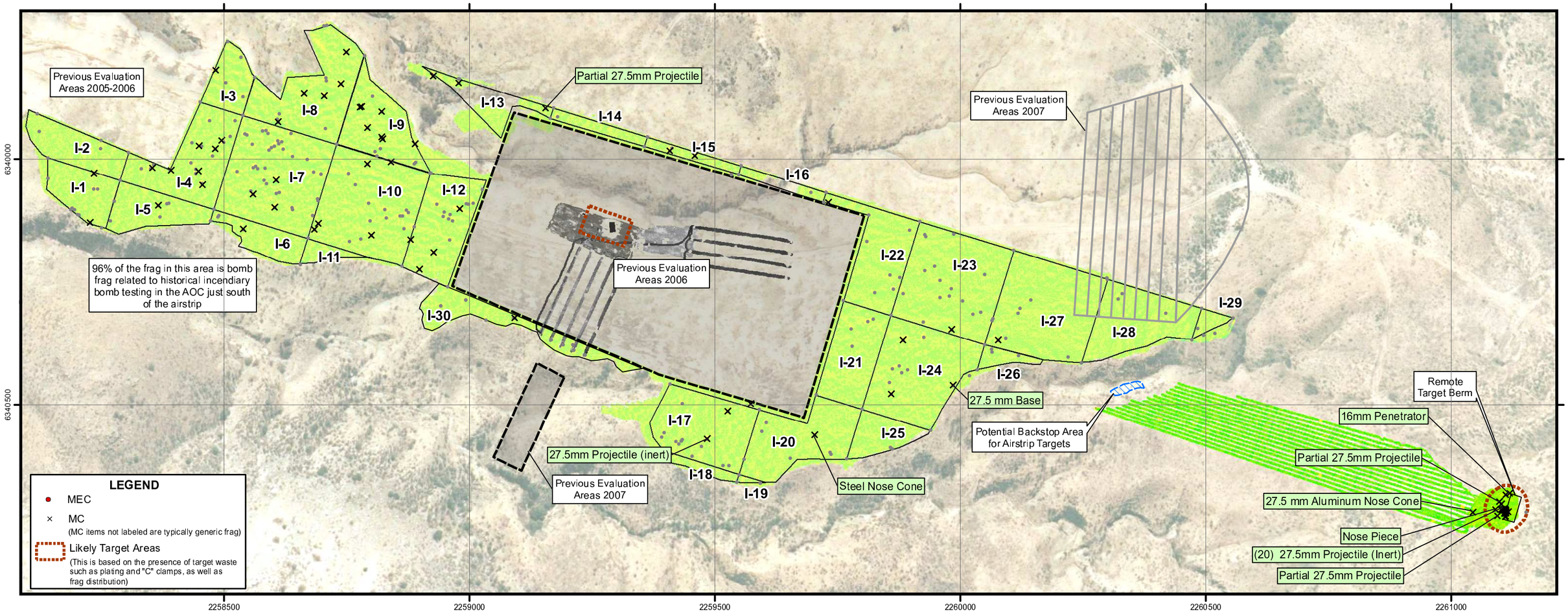

LEGEND

- MEC
- MC (MC items not labeled are typically generic frag)
- Likely Target Areas (This is based on the presence of target waste such as plating and "C" clamps, as well as frag distribution)

Removal Stats	Removal Results
Total Targets = 324	MEC = 0
Primary = 154	MC = 82
QC or Additional = 21	No Find = 35

0 100 200 Feet

Beaumont Site 1

Area I Airstrip - Results of Removal

May 2008 | TETRA TECH | Figure 9-10

One post-BIP sample was found to contain RDX at levels above the pertinent screening level for the Site. This sample was collected at a treatment site where two misfires occurred during treatment of MEC items using perforators. Because the perforators failed, a third disposal effort was required using C4 explosives to treat the MEC items. The repeated detonation at this site resulted in the introduction of RDX to the soils. Soil was removed from the BIP site on two occasions in an effort to mitigate the effects of the treatment process. Following the second soil removal RDX levels were well below the pertinent screening levels.

The soil removed will be disposed of at an appropriate off-site facility. Soil sent to the laboratory for analysis was disposed of by the laboratory IAW specific requirements for environmental samples. The laboratory reports for the soil analyses are Summarized in Appendix G.

9.5.2 Radiological Testing

After the discovery of the 16mm penetrators in Area I, it was determined that the experimental munitions containing these penetrators may have been DU rounds. Even though the color and weight of the penetrators was consistent with tungsten, the penetrators were tested for a radiological signature consistent with DU. As a precaution, all other MC stored on site for disposition after the SMER was screened for DU as well. This included scrap generated during the 2005/2006 field season as well as that generated during the SMER. Testing was performed on site on two separate occasions by Philotechnics, Inc. No indications of radiation above normal background levels were noted. The summary reports for the testing are included in Appendix H.

9.5.3 Metallurgic Testing

Several MEC-related items were found during the SMER that did not appear to be constructed of conventional ordnance materials. These included nose cones that appeared to be zinc, base pieces constructed of a lightweight, light-colored metal and penetrators that were constructed of non-ferrous materials.

Centrum Analytical Laboratories and Emax Laboratories conducted the analysis of scrap to determine the makeup of those items. The penetrators from Area I and Area A were confirmed to be constructed of a tungsten alloy. The base pieces were aluminum alloy and the nose cones were confirmed to be either aluminum or zinc alloys.

The laboratory reports for the metals analyses are contained in Appendix I.

9.6 CONCLUSIONS

The findings from the SMER evaluation phase provided the necessary data to fill existing data gaps and, in most cases, supported the CSM indicating that HE munitions were not present at the Site.

The data collected verified the model for Areas B and D (three AOCs), suggesting that the types of MEC used and the types of activities conducted are fairly represented in the model. There is no evidence to indicate that undocumented activities took place or significant hazards remain in these areas.

The evaluation data collected for Area I were inconsistent with the historical record regarding the type of ordnance-related activities that took place and the types of munitions used in the area. The findings suggested that this area was used to test 27.5mm munitions and there is a small amount of data to indicate that some rounds may have been HE. Based on these findings, the Area I Airstrip was identified for MEC removal actions along with the Area A range, which was already known to contain HE munitions.

The finding of the evaluation confirmed the eastern and western limits of the Area A range and indicated that the MWD berm was used for testing of inert projectiles. The evaluation also aided in the delineation of the Area I Airstrip areas that required potential MEC removal.

The findings from the SMER removal phase support a conclusion that the target munitions have been detected and removed within the performance standards and capabilities of the removal technology and the residual explosive hazard has been substantially reduced. Although it is not possible to guarantee complete removal of MEC, the rigorous QC program and advanced detection technologies applied to the removal ensured removal with a high level of confidence in the accessible portions of the range areas in Operational Areas A and I.

Chemical, radiological, and metallurgic sampling conducted during the SMER ensured that potential MEC-related hazards either were not present (radiological) or that they had been appropriately addressed (soil removal to eliminate elevated RDX levels in soil). This testing also ensured that items sent for disposal were correctly characterized and would be placed at appropriate locations within the disposal facility (i.e., the zinc nose cones will be placed in a different landfill cell than other items). Although several tungsten penetrators were found in Area I and one in Area A, the small number is not anticipated to present any contamination-related concerns. Tungsten issues currently

at the forefront of MEC removal work are related to soil acidification caused by large numbers of tungsten rounds. This acidification can lead to leaching of lead from range soils containing large numbers of lead projectiles. This site does not have a sufficient number of tungsten penetrators or lead projectiles to represent a significant concern with regard to this issue.

During previous investigations 22 of the AOCs were determined to require no further evaluation. The SMER investigation further evaluated the remaining five AOCs. At the completion of the SMER, three of the remaining five AOCs had been sufficiently characterized to support a decision for no further evaluation, and the remaining two AOCs had been cleared within the specifications stated in the approved work plan. At this time, no further MEC evaluation or removal activities are necessary for any of the 27 AOCs identified at the Site. Institutional controls, such as an MEC awareness program or the posting of focused warning signs on site, may be required by the State of California.

Table 9-4 contains a brief summary of the findings, status, and comments and recommendations regarding each AOC included in the SMER.

Table 9-4. Summary of Conclusions by AOC		
AOC Name	Post MEC Evaluation/Removal Status	Comments and Recommendations
Operational Area A		
Impact Target Area	CSM verified; range boundaries verified; range cleared	Eleven MEC items were found in this AOC. The majority of MEC- related finds (base pieces, frag, etc.) were located near the center of the range in an area identified as the target area by a former employee. One unanticipated item (76mm rocket) was found, but evidence (lack of other similar items) suggests this was a one-time event. No additional evaluation or removal needed at this time. Institutional controls may be required by the State of California.
Operational Area B		
Bazooka Impact Area	CSM verified	No MEC found. Thin aluminum frag found suggests that the target area was historically within the evaluation. area. No additional evaluation is needed.
Operational Area D		
End of TPLZ Range Fan	Revised CSM verified	No MEC found in the potential HE target area. The potential backstop areas were evaluated in 2005/2006 and no MEC was found. No additional evaluation is needed.
Streambed	Revised CSM verified	20mm practice ordnance was found; no source area was located. Likely and accessible areas have been evaluated in an effort to locate the source. No additional evaluation is needed. Institutional controls may be required by the State of California
Operational Area I		
Airstrip	CSM verified; range boundaries verified; range area cleared, except for the terminal end of the range fan which was partially cleared using a transect pattern.	Inert 27.5mmprojectiles found along with base pieces and frag. Several 16mm tungsten penetrators found. Small quantities of tungsten should not represent an environmental hazard. No additional evaluation or removal is needed.

10.0 REFERENCES

Chambers Group. 2003. Biological Resources Constraints and Permitting Requirements for the Lockheed Beaumont 1 and Beaumont 2 Sites in Riverside County, California. March 24, 2003.

Radian. 1986. Lockheed Propulsion Company, Beaumont Test Facilities, Historical Report. September 1986.

Tetra Tech. 2005a. Summary Report, Munitions and Explosives of Concern (MEC) Evaluation. December 2005.

Tetra Tech, 2005b. Final Work Plan Munitions and Explosives of Concern (MEC) Evaluation. September 2005.

Tetra Tech. 2005c. Environmental Health and Safety Plan MEC Construction Support. April 2005.

Tetra Tech. 2006a. Supplemental Evaluation Work Plan Munitions and Explosives of Concern (MEC) Evaluation. July 2006.

Tetra Tech. 2006b. Supplemental Clearance Work Plan Munitions and Explosives of Concern (MEC) Evaluation. December 2006.

USACE. 2000. Engineering Manual EM 1110-1-4009, Ordnance and Explosives Response. June 2000; revised July 2007.

USACE. 2004. Engineering Pamphlet 385-1-95, Safety and Health Requirements for Munitions and Explosives of Concern (MEC) Operations. August 2001; revised March 2007.

APPENDIX A

HISTORICAL INTERVIEW DOCUMENTATION

NOTE: Contact Information has been removed to protect the privacy of interviewees. This information may be requested from LMC

TETRA TECH EC, INC.

HISTORICAL RESEARCH INTERVIEW REPORT

Project Information

Project Name:	LMC – Beaumont Site No. 1	Report No.	8
Location:	Riverside County, CA near Beaumont, CA	Date:	28 Sept 2006
Project Manager:	Carol Hutley (Ordnance Operations)	Phone #:	425-482-7738
Interviewer(s):	Bob Stout	Phone #:	425-482-7738
Charge Number:	8516.0003.0000.00000		

Information on Interviewee

Name:	Don Warren	Phone #:	909-795-5240
Address:	928 South Fremont Street	Employment Period:	
	Calimesa, CA 92320		
Historical Occupation	LMC technician assisted Aerojet Corp with ballistics tests		
Work Areas:	Area A		

Summary of Interview

Former Lockheed employee Don Warren was asked the following questions and gave the following responses regarding his former work on the Area A range while he was on loan to Aerojet corporation from Lockheed.

Question: How tall were the targets on the range? Was the berm behind the target as tall as the target stand?
Answer: The target stand was 12 feet high. The berm was near if not as tall as the stand.

Question: What angle were the targets set at from vertical?
Answer: The targets were set at 5 – 15 degrees from vertical (i.e. tipped toward the ground at an angle of 5 to 15 degrees from vertical).

Question: What was the average number of projectiles fired on a normal day?
Answer: 8 – 10 shots were fired.

Question: What were the distances that the target stand was placed at?
Answer: It varied. From 1500 to 3500 feet.

Don's answers were consistent with previous interviews. He could not remember a particular number of shots fired in a day nor a particular distance from the gun where the target stand was placed.

Don was driven out to the range where he reviewed his former work area. He indicated that the location of a pit found in Area A during the 2005/2006 field season appeared to be the approximate location of a former target strand based on distance from the firing point and general location in the range valley. He re-affirmed that targets and target berms were taken down (with the exception of the remote berm on the MWD property) and the area was disked after range operations ceased.

Mr. Warren's input has been quite consistent even though it has been almost 35 years since he worked at this site.

APPENDIX B

DAILY FIELD REPORTS

TETRA TECH EC, INC.

DAILY OPERATIONS REPORT – MEC OPERATIONS

(Attach additional sheets if necessary)

Project Number:	8994.0001.0000.00003	**REPORT NUMBER:**	01
Title & Location:	Beaumont Site 1, Beaumont, CA	Date & Time:	8/7/2006
Contractor:	Lockheed Martin Corp.	Weather:	Sunny
Superintendent/SUXOS:	Robert Stout		

WORK PREFORMED TODAY

Description	Employer	No.	Trade	Hours
Mobilization of UXO team to Beaumont Site 1.	TTECI	1	UXO I	9
Site Indoctrination and tour.		1	UXO II	9
Work Plan and H&S Plan familiarization.		1	UXO III	9
Site endangered species/cultural-historical brief.		1	SUXOSO	9
		1	SUXOS	9

JOB SAFETY

Was a Job Safety meeting held this date? (If yes attach copy of minutes)	Yes	X	No	Total Work Hours on Site This Date	45
Were there any lost time accidents this date? (If yes attach copy of OSHA report)	Yes		No	Previous Cumulative Work Hours (See Previous Report)	0
				Total Cumulative Work Hours to Date	45

List of Actions taken today / Inspections conducted. None

Equipment / material received today to be incorporated in job. 3 – pick up trucks rented from Hertz.

Equipment on job site today, including number of hours used today.

Remarks:

Superintendent/SUXOS: Date: 8/7/06

TETRA TECH EC, INC.

DAILY OPERATIONS REPORT – MEC OPERATIONS

(Attach additional sheets if necessary)

Project Number:	8994.0001.0000.00003	**REPORT NUMBER:**	02
Title & Location:	Beaumont Site 1, Beaumont, CA	Date & Time:	8/8/2006
Contractor:	Lockheed Martin Corp.	Weather:	Sunny
Superintendent/SUXOS:	Robert Stout		

WORK PREFORMED TODAY

Description	Employer	No.	Trade	Hours
Inventory and transport equipment to site.	TTECI	1	UXO I	9
Deliver plexiglass shield for mower to Hertz Rental.		1	UXO II	9
Expense report training		1	UXO III	9
Site forms and admin requirements		1	SUXOSO	9
		1	SUXOS	9

JOB SAFETY

Was a Job Safety meeting held this date? (If yes attach copy of minutes)	Yes	X	No		Total Work Hours on Site This Date: 45
Were there any lost time accidents this date? (If yes attach copy of OSHA report)	Yes		No	X	Previous Cumulative Work Hours (See Previous Report): 45
					Total Cumulative Work Hours to Date: 90

List of Actions taken today / Inspections conducted. None

Equipment / material received today to be incorporated in job. Site office and field equipment.

Equipment on job site today, including number of hours used today.

Remarks:

Superintendent/SUXOS: Date: 8/8/06

TETRA TECH EC, INC.

DAILY OPERATIONS REPORT – MEC OPERATIONS

(Attach additional sheets if necessary)

Project Number:	8994.0001.0000.00003	**REPORT NUMBER:**	03
Title & Location:	Beaumont Site 1, Beaumont, CA	Date & Time:	8/9/2006
Contractor:	Lockheed Martin Corp.	Weather:	Sunny
Superintendent/SUXOS:	Robert Stout		

WORK PREFORMED TODAY

Description	Employer	No.	Trade	Hours
Re-established test bed.	TTECI	1	UXO I	8
Surveyed hillsides at Area A.		1	UXO II	8
Radios and ordnance locators delivered.		1	UXO III	8
		1	SUXOSO	9
		1	SUXOS	9

JOB SAFETY

Was a Job Safety meeting held this date? (If yes attach copy of minutes)	Yes	X	No		Total Work Hours on Site This Date: 42
Were there any lost time accidents this date? (If yes attach copy of OSHA report)	Yes		No	X	Previous Cumulative Work Hours (See Previous Report): 90
					Total Cumulative Work Hours to Date: 132

List of Actions taken today / Inspections conducted. None

Equipment / material received today to be incorporated in job. 3 – Vallon all-metal locators, 3 – schoenstadt metal locators, 6 – Motorola hand held radios, 1 – radio base station.

Equipment on job site today, including number of hours used today.

Remarks:

Superintendent/SUXOS: Date: 8/9/06

TETRA TECH EC, INC.

DAILY OPERATIONS REPORT – MEC OPERATIONS

(Attach additional sheets if necessary)

Project Number:	8994.0001.0000.00003	**REPORT NUMBER:**	04
Title & Location:	Beaumont Site 1, Beaumont, CA	Date & Time:	8/10/2006
Contractor:	Lockheed Martin Corp.	Weather:	Sunny
Superintendent/SUXOS:	Robert Stout		

WORK PREFORMED TODAY

Description:	Employer	No.	Trade	Hours
Purchased safety, admin supplies, climbing	TTECI	1	UXO I	8
Equipment.		1	UXO II	8
		1	UXO III	8
		1	SUXOSO	9
		1	SUXOS	9

JOB SAFETY

Was a Job Safety meeting held this date? (If yes attach copy of minutes)	Yes	X	No	Total Work Hours on Site This Date	42
Were there any lost time accidents this date? (If yes attach copy of OSHA report)	Yes		No	Previous Cumulative Work Hours (See Previous Report)	174
				Total Cumulative Work Hours to Date	216

List of Actions taken today / Inspections conducted. None

Equipment / material received today to be incorporated in job. None

Equipment on job site today, including number of hours used today. None

Remarks:

Superintendent/SUXOS: Date: 8/10/06

TETRA TECH EC, INC.

DAILY OPERATIONS REPORT – MEC OPERATIONS

(Attach additional sheets if necessary)

Project Number:	8994.0001.0000.00003	**REPORT NUMBER:**	05
Title & Location:	Beaumont Site 1, Beaumont, CA	Date & Time:	8/11/2006
Contractor:	Lockheed Martin Corp.	Weather:	Sunny
Superintendent/SUXOS:	Robert Stout		

WORK PREFORMED TODAY

Description:	Employer	No.	Trade	Hours
Surveyed hillsides in Area A.	TTECI	1	UXO I	8
Metal locator training		1	UXO II	8
		1	UXO III	8
		1	SUXOSO	9
		1	SUXOS	9

JOB SAFETY

Was a Job Safety meeting held this date? (If yes attach copy of minutes)	Yes	X	No	Total Work Hours on Site This Date	42
Were there any lost time accidents this date? (If yes attach copy of OSHA report)	Yes		No X	Previous Cumulative Work Hours (See Previous Report)	216
				Total Cumulative Work Hours to Date	258

List of Actions taken today / Inspections conducted. None

Equipment / material received today to be incorporated in job. None

Equipment on job site today, including number of hours used today. None

Remarks:

Superintendent/SUXOS: Date: 8/11/06

TETRA TECH EC, INC.

DAILY OPERATIONS REPORT – MEC OPERATIONS

(Attach additional sheets if necessary)

Project Number:	8994.0001.0000.00003	**REPORT NUMBER:**	06
Title & Location:	Beaumont Site 1, Beaumont, CA	Date & Time:	8/14/2006
Contractor:	Lockheed Martin Corp.	Weather:	Sunny
Superintendent/SUXOS:	Robert Stout		

WORK PREFORMED TODAY

Description:	Employer	No.	Trade	Hours
Set up base station for radios. Tested site comms.	TTECI	1	UXO I	10
Training for crew on base GPS station set up		1	UXO II	10
And stake out procedures with Leica GPS system.		1	UXO III	10
		1	SUXOSO	11
		1	SUXOS	11
		1	GEO	10

JOB SAFETY

Was a Job Safety meeting held this date? (If yes attach copy of minutes)	Yes	X	No		Total Work Hours on Site This Date: 62
Were there any lost time accidents this date? (If yes attach copy of OSHA report)	Yes		No	X	Previous Cumulative Work Hours (See Previous Report): 258
					Total Cumulative Work Hours to Date: 320

List of Actions taken today / Inspections conducted. None

Equipment / material received today to be incorporated in job. Leica GPS system

Equipment on job site today, including number of hours used today. None

Remarks: GEO lead Slade Laneer onsite to do stake out of production areas and instruct crew on operation of Leica GPS system.

Superintendent/SUXOS: Date: 8/14/06

TETRA TECH EC, INC.

DAILY OPERATIONS REPORT – MEC OPERATIONS

(Attach additional sheets if necessary)

Project Number:	8994.0001.0000.00003	**REPORT NUMBER:**	07
Title & Location:	Beaumont Site 1, Beaumont, CA	Date & Time:	8/15/2006
Contractor:	Lockheed Martin Corp.	Weather:	Sunny
Superintendent/SUXOS:	Robert Stout		

WORK PREFORMED TODAY

Description:	Employer	No.	Trade	Hours
Staked out corners in Area A, B, D, & I	TTECI	1	UXO I	10
		1	UXO II	10
		1	UXO III	10
		1	SUXOSO	11
		1	SUXOS	11
		1	GEO	10

JOB SAFETY

Was a Job Safety meeting held this date? (If yes attach copy of minutes)	Yes	X	No		Total Work Hours on Site This Date: 62
Were there any lost time accidents this date? (If yes attach copy of OSHA report)	Yes		No	X	Previous Cumulative Work Hours (See Previous Report): 320
					Total Cumulative Work Hours to Date: 382

List of Actions taken today / Inspections conducted. None

Equipment / material received today to be incorporated in job. None

Equipment on job site today, including number of hours used today. None

Remarks:

Superintendent/SUXOS: Date: 8/15/06

TETRA TECH EC, INC.

DAILY OPERATIONS REPORT – MEC OPERATIONS

(Attach additional sheets if necessary)

Project Number:	8994.0001.0000.00003	**REPORT NUMBER:**	08
Title & Location:	Beaumont Site 1, Beaumont, CA	Date & Time:	8/16/2006
Contractor:	Lockheed Martin Corp.	Weather:	Sunny
Superintendent/SUXOS:	Robert Stout		

WORK PREFORMED TODAY

Description:	Employer	No.	Trade	Hours
Staked out transects in Area A	TTECI	1	UXO I	10
		1	UXO II	10
		1	UXO III	10
		1	SUXOSO	11
		1	SUXOS	11
		1	GEO	10

JOB SAFETY

Was a Job Safety meeting held this date? (If yes attach copy of minutes)	Yes	X	No		Total Work Hours on Site This Date: 62
Were there any lost time accidents this date? (If yes attach copy of OSHA report)	Yes		No	X	Previous Cumulative Work Hours (See Previous Report): 382
					Total Cumulative Work Hours to Date: 444

List of Actions taken today / Inspections conducted. None

Equipment / material received today to be incorporated in job. None

Equipment on job site today, including number of hours used today. None

Remarks: Transects in Area A on the west side of streambed will change due to streambed erosion.

Superintendent/SUXOS: Date: 8/16/06

TETRA TECH EC, INC.

DAILY OPERATIONS REPORT – MEC OPERATIONS

(Attach additional sheets if necessary)

Project Number: 8994.0001.0000.00003 **REPORT NUMBER:** 09

Title & Location: Beaumont Site 1, Beaumont, CA Date & Time: 8/17/2006

Contractor: Lockheed Martin Corp. Weather: Sunny

Superintendent/SUXOS: Robert Stout

WORK PREFORMED TODAY

Description:	Employer	No.	Trade	Hours
Staked out transects in Area A .	TTECI	1	UXO I	10
Staked streambed points in Area D.		1	UXO II	10
		1	UXO III	10
		1	SUXOSO	11
		1	SUXOS	11
		1	GEO	10

JOB SAFETY

Was a Job Safety meeting held this date? Yes X No ____ Total Work Hours on Site This Date 62

(If yes attach copy of minutes)

Were there any lost time accidents this date? Yes ____ No X Previous Cumulative Work Hours 444

(If yes attach copy of OSHA report) (See Previous Report)

Total Cumulative Work Hours to Date 506

List of Actions taken today / Inspections conducted. None

Equipment / material received today to be incorporated in job. Mower, Water truck

Equipment on job site today, including number of hours used today. None

Remarks: Transects in Area A on the west side of streambed will change due to streambed erosion.

Superintendent/SUXOS: Date: 8/17/06

TETRA TECH EC, INC.

DAILY OPERATIONS REPORT – MEC OPERATIONS

(Attach additional sheets if necessary)

Project Number: 8994.0001.0000.00003 **REPORT NUMBER:** 10

Title & Location: Beaumont Site 1, Beaumont, CA Date & Time: 8/18/2006

Contractor: Lockheed Martin Corp. Weather: Sunny

Superintendent/SUXOS: Robert Stout

WORK PREFORMED TODAY

Description:	Employer	No.	Trade	Hours
Trained crew on mower & water truck.	TTECI	1	UXO I	10
Started mowing production areas.		1	UXO II	10
		1	UXO III	10
		1	SUXOSO	11
		1	SUXOS	11

JOB SAFETY

Was a Job Safety meeting held this date? Yes X No ____ (If yes attach copy of minutes)

Were there any lost time accidents this date? Yes ____ No X (If yes attach copy of OSHA report)

Total Work Hours on Site This Date 52

Previous Cumulative Work Hours (See Previous Report) 506

Total Cumulative Work Hours to Date 558

List of Actions taken today / Inspections conducted.
Vehicle, Equipment Inspecton

Equipment / material received today to be incorporated in job. None

Equipment on job site today, including number of hours used today. Mower, water truck. 8 hrs.

Remarks: Started mowing transects in Area A. One transect completed.
Geo lead Slade Laneer departs.

Superintendent/SUXOS: Date: 8/18/06

TETRA TECH EC, INC.

DAILY OPERATIONS REPORT – MEC OPERATIONS

(Attach additional sheets if necessary)

Project Number:	8994.0001.0000.00003	**REPORT NUMBER:**	11
Title & Location:	Beaumont Site 1, Beaumont, CA	Date & Time:	8/21/2006
Contractor:	Lockheed Martin Corp.	Weather:	Sunny
Superintendent/SUXOS:	Robert Stout		

WORK PREFORMED TODAY

Description:	Employer	No.	Trade	Hours
Mowing in Areas A, I, & B	TTECI	1	UXO I	10
		1	UXO II	10
		1	UXO III	10
		1	SUXOSO	11
		1	SUXOS	11

JOB SAFETY

Was a Job Safety meeting held this date? (If yes attach copy of minutes)	Yes	X	No	Total Work Hours on Site This Date	52
Were there any lost time accidents this date? (If yes attach copy of OSHA report)	Yes		No X	Previous Cumulative Work Hours (See Previous Report)	558
				Total Cumulative Work Hours to Date	610

List of Actions taken today / Inspections conducted.

Equipment / material received today to be incorporated in job. None

Equipment on job site today, including number of hours used today. Mower, water truck. 9 hrs.

Remarks: Completed mowing transects on west side of streambed in Area A. Tried to acquire points on transects on east side but could not get base station to cooperate. Signal was intermittent and could not get lock on with satellites. Moved mowing ops to Area I. Finished mowing production areas in "I". Started mowing Bazooka Impact area in Area B.

Superintendent/SUXOS: Date: 8/21/06

TETRA TECH EC, INC.

DAILY OPERATIONS REPORT – MEC OPERATIONS

(Attach additional sheets if necessary)

Project Number:	8994.0001.0000.00003	**REPORT NUMBER:**	12
Title & Location:	Beaumont Site 1, Beaumont, CA	Date & Time:	8/22/2006
Contractor:	Lockheed Martin Corp.	Weather:	Sunny, slight overcast
Superintendent/SUXOS:	Robert Stout		

WORK PREFORMED TODAY

Description:	Employer	No.	Trade	Hours
Mowing Areas B & D	TTECI	1	UXO I	10
		1	UXO II	10
		1	UXO III	10
		1	SUXOSO	11
		1	SUXOS	11

JOB SAFETY

Was a Job Safety meeting held this date? (If yes attach copy of minutes)	Yes	X	No	Total Work Hours on Site This Date	52
Were there any lost time accidents this date? (If yes attach copy of OSHA report)	Yes		No	Previous Cumulative Work Hours (See Previous Report)	610
				Total Cumulative Work Hours to Date	662

List of Actions taken today / Inspections conducted.

Equipment / material received today to be incorporated in job. None

Equipment on job site today, including number of hours used today. Mower, water truck. 10 hrs.

Remarks: Completed mowing Area B & D. Found 1 – 20mm TP proj. in the area mowed alongside streambed. Also found a primer for a 155 mm flash tube in the area north of the road near the streambed in Area D.

Superintendent/SUXOS: Date: 8/22/06

TETRA TECH EC, INC.

DAILY OPERATIONS REPORT – MEC OPERATIONS

(Attach additional sheets if necessary)

Project Number:	8994.0001.0000.00003	**REPORT NUMBER:**	13
Title & Location:	Beaumont Site 1, Beaumont, CA	Date & Time:	8/23/2006
Contractor:	Lockheed Martin Corp.	Weather:	Sunny
Superintendent/SUXOS:	Robert Stout		

WORK PREFORMED TODAY

Description:	Employer	No.	Trade	Hours
Establish end points for transects in east Area A.	TTECI	1	UXO I	10
Mow transects in east Area A.		1	UXO II	10
		1	UXO III	10
		1	SUXOSO	11
		1	SUXOS	11

JOB SAFETY

Was a Job Safety meeting held this date? (If yes attach copy of minutes)	Yes	X	No	Total Work Hours on Site This Date	52
Were there any lost time accidents this date? (If yes attach copy of OSHA report)	Yes		No	Previous Cumulative Work Hours (See Previous Report)	662
				Total Cumulative Work Hours to Date	714

List of Actions taken today / Inspections conducted.

Equipment / material received today to be incorporated in job. None

Equipment on job site today, including number of hours used today. Mower, water truck. 10 hrs.

Remarks: Established transect endpoints at hill that crosses through eastern transects in area A. Completed mowing of production areas.

Superintendent/SUXOS: Date: 8/23/06

TETRA TECH EC, INC.

DAILY OPERATIONS REPORT – MEC OPERATIONS

(Attach additional sheets if necessary)

Project Number:	8994.0001.0000.00003	**REPORT NUMBER:**	14
Title & Location:	Beaumont Site 1, Beaumont, CA	Date & Time:	8/24/2006
Contractor:	Lockheed Martin Corp.	Weather:	Sunny
Superintendent/SUXOS:	Robert Stout		

WORK PREFORMED TODAY

Description:	Employer	No.	Trade	Hours
Reestablish corners on Bazooka Impact Area.	TTECI	1	UXO I	10
Establish anchor points on hills in Area A.		1	UXO II	10
		1	UXO III	10
		1	SUXOSO	11
		1	SUXOS	11

JOB SAFETY

Was a Job Safety meeting held this date? (If yes attach copy of minutes)	Yes	X	No	Total Work Hours on Site This Date	52
Were there any lost time accidents this date? (If yes attach copy of OSHA report)	Yes		No X	Previous Cumulative Work Hours (See Previous Report)	714
				Total Cumulative Work Hours to Date	766

List of Actions taken today / Inspections conducted.

Equipment / material received today to be incorporated in job. None

Equipment on job site today, including number of hours used today. Mower, water truck. 5 hrs.

Remarks: Established and staked anchor points in Area A hillsides. The following people were on site today: Walt Hess, Ronco; Frank Kota, Marrs Geophysical; Chris Ingalls, Lockheed; Tom Patterson, SES; Corel Ahmet, TT Div.; Tom Villeneauve, TT Div.; Kerry Hennon, Terra Physics. Don Welch, TTECI UXO QC lead, was onsite later in the afternoon for blind seeding of production areas. Site Indoc. and safety brief given to all visitors. Walt Hess and Frank Kota are subcontractors for project oversite.

Superintendent/SUXOS: Date: 8/24/06

TETRA TECH EC, INC.

DAILY OPERATIONS REPORT – MEC OPERATIONS

(Attach additional sheets if necessary)

Project Number:	8994.0001.0000.00003	**REPORT NUMBER:**	15
Title & Location:	Beaumont Site 1, Beaumont, CA	Date & Time:	8/25/2006
Contractor:	Lockheed Martin Corp.	Weather:	Sunny
Superintendent/SUXOS:	Robert Stout		

WORK PREFORMED TODAY

Description:	Employer	No.	Trade	Hours
Establish anchors at summits of hills in Area A.	TTECI	1	UXO I	10
		1	UXO II	10
		1	UXO III	10
		1	SUXOSO	11
		1	SUXOS	11

JOB SAFETY

Was a Job Safety meeting held this date? (If yes attach copy of minutes)	Yes	X	No		Total Work Hours on Site This Date: 52
Were there any lost time accidents this date? (If yes attach copy of OSHA report)	Yes		No	X	Previous Cumulative Work Hours (See Previous Report): 766
					Total Cumulative Work Hours to Date: 818

List of Actions taken today / Inspections conducted.

Equipment / material received today to be incorporated in job. None

Equipment on job site today, including number of hours used today. Mower, water truck. 10 hrs.

Remarks: 5 out of 6 anchor points staked today.

Superintendent/SUXOS: Date: 8/25/06

TETRA TECH EC, INC.

DAILY OPERATIONS REPORT – MEC OPERATIONS

(Attach additional sheets if necessary)

Project Number: 8994.0001.0000.00003
REPORT NUMBER: 16
Title & Location: Beaumont Site 1, Beaumont, CA
Date & Time: 8/28/2006
Contractor: Lockheed Martin Corp.
Weather: Sunny
Superintendent/SUXOS: Robert Stout

WORK PREFORMED TODAY

Description:	Employer	No.	Trade	Hours
Set up and training on EM61 system.	TTECI	1	UXO I	10
		1	UXO II	10
		1	UXO III	10
		1	SUXOSO	11
		1	SUXOS	11
		1	GEO	10

JOB SAFETY

Was a Job Safety meeting held this date? Yes X No
(If yes attach copy of minutes)
Were there any lost time accidents this date? Yes No X
(If yes attach copy of OSHA report)

Total Work Hours on Site This Date 62
Previous Cumulative Work Hours 818
(See Previous Report)
Total Cumulative Work Hours to Date 880

List of Actions taken today / Inspections conducted.

Equipment / material received today to be incorporated in job. EM61 system

Equipment on job site today, including number of hours used today. EM61 system, 8 hours

Remarks: Slade Laneer returns to map production areas. Set up and operation done on the EM61 system. Crew was trained in the operation of the equipment and mapping procedures. Brian Hecker from Marrs Geophysical on site for Geo oversite.

Superintendent/SUXOS: Date: 8/28/06

TETRA TECH EC, INC.

DAILY OPERATIONS REPORT – MEC OPERATIONS

(Attach additional sheets if necessary)

Project Number:	8994.0001.0000.00003	**REPORT NUMBER:**	17
Title & Location:	Beaumont Site 1, Beaumont, CA	Date & Time:	8/29/2006
Contractor:	Lockheed Martin Corp.	Weather:	Sunny
Superintendent/SUXOS:	Robert Stout		

WORK PREFORMED TODAY

Description:	Employer	No.	Trade	Hours
Start mapping in Area A & I	TTECI	1	UXO I	10
		1	UXO II	10
		1	UXO III	10
		1	SUXOSO	11
		1	SUXOS	11
		1	GEO	10

JOB SAFETY

Was a Job Safety meeting held this date? (If yes attach copy of minutes)	Yes	X	No		Total Work Hours on Site This Date: 62
Were there any lost time accidents this date? (If yes attach copy of OSHA report)	Yes		No	X	Previous Cumulative Work Hours (See Previous Report): 880
					Total Cumulative Work Hours to Date: 942

List of Actions taken today / Inspections conducted.

Equipment / material received today to be incorporated in job. None

Equipment on job site today, including number of hours used today. EM61 system, 9 hrs.

Remarks: Start mapping in Areas A and I. Mapping of transects in eastern Area A completed.

Superintendent/SUXOS: Date: 8/29/06

TETRA TECH EC, INC.

DAILY OPERATIONS REPORT – MEC OPERATIONS

(Attach additional sheets if necessary)

Project Number:	8994.0001.0000.00003	**REPORT NUMBER:**	18
Title & Location:	Beaumont Site 1, Beaumont, CA	Date & Time:	8/30/2006
Contractor:	Lockheed Martin Corp.	Weather:	Sunny
Superintendent/SUXOS:	Robert Stout		

WORK PREFORMED TODAY

Description:	Employer	No.	Trade	Hours
Mapping in Areas A & I	TTECI	1	UXO I	10
Establish anchor points on summits of hills in		1	UXO II	10
Area A		1	UXO III	10
		1	SUXOSO	11
		1	SUXOS	11
		1	GEO	10

JOB SAFETY

Was a Job Safety meeting held this date? (If yes attach copy of minutes)	Yes	X	No		Total Work Hours on Site This Date: 62
Were there any lost time accidents this date? (If yes attach copy of OSHA report)	Yes		No	X	Previous Cumulative Work Hours (See Previous Report): 942
					Total Cumulative Work Hours to Date: 1004

List of Actions taken today / Inspections conducted.

Equipment / material received today to be incorporated in job. None

Equipment on job site today, including number of hours used today. EM61 system, 9 hrs.

Remarks: Finished mapping in Area A. All anchor points are installed on hilltops of Area A.

Superintendent/SUXOS: Date: 8/30/06

TETRA TECH EC, INC.

DAILY OPERATIONS REPORT – MEC OPERATIONS

(Attach additional sheets if necessary)

Project Number: 8994.0001.0000.00003 **REPORT NUMBER:** 19

Title & Location: Beaumont Site 1, Beaumont, CA Date & Time: 8/31/2006

Contractor: Lockheed Martin Corp. Weather: Sunny

Superintendent/SUXOS: Robert Stout

WORK PREFORMED TODAY

Description:	Employer	No.	Trade	Hours
Mapping Areas I & D	TTECI	1	UXO I	10
		1	UXO II	10
		1	UXO III	10
		1	SUXOSO	11
		1	SUXOS	11
		1	GEO	10

JOB SAFETY

Was a Job Safety meeting held this date? Yes X No

(If yes attach copy of minutes)

Were there any lost time accidents this date? Yes No X

(If yes attach copy of OSHA report)

Total Work Hours on Site This Date 62

Previous Cumulative Work Hours 1004

(See Previous Report)

Total Cumulative Work Hours to Date 1066

List of Actions taken today / Inspections conducted.

Equipment / material received today to be incorporated in job. None

Equipment on job site today, including number of hours used today. EM61 system, 9 hrs.

Remarks: Finished mapping Areas I & D. Transported equipment to San Brenardino TT Div. warehouse. Picked up hillside search equipment. Scouted out possible training sites for hazardous terrain procedures.

Superintendent/SUXOS: Date: 8/31/06

TETRA TECH EC, INC.

DAILY OPERATIONS REPORT – MEC OPERATIONS

(Attach additional sheets if necessary)

Project Number:	8994.0001.0000.00003	**REPORT NUMBER:**	20
Title & Location:	Beaumont Site 1, Beaumont, CA	Date & Time:	9/1/2006
Contractor:	Lockheed Martin Corp.	Weather:	Sunny
Superintendent/SUXOS:	Robert Stout		

WORK PREFORMED TODAY

Description:	Employer	No.	Trade	Hours
Hazardous Terrain equipment and procedures	TTECI	1	UXO I	10
Training.		1	UXO II	10
		1	UXO III	10
		1	SUXOSO	11
		1	SUXOS	11
		1	GEO	10

JOB SAFETY

Was a Job Safety meeting held this date? (If yes attach copy of minutes)	Yes	X	No		Total Work Hours on Site This Date: 62
Were there any lost time accidents this date? (If yes attach copy of OSHA report)	Yes		No	X	Previous Cumulative Work Hours (See Previous Report): 1066
					Total Cumulative Work Hours to Date: 1128

List of Actions taken today / Inspections conducted.

Equipment / material received today to be incorporated in job. None

Equipment on job site today, including number of hours used today.

Remarks: Hazardous terrain equipment and procedures training. Unable to start mapping of Area B due to damage to GPS base unit.

Superintendent/SUXOS: Date: 9/1/06

TETRA TECH EC, INC.

DAILY OPERATIONS REPORT – MEC OPERATIONS

(Attach additional sheets if necessary)

Project Number:	8994.0001.0000.00003	REPORT NUMBER:	21
Title & Location:	Beaumont Site 1, Beaumont, CA	Date & Time:	9/5/2006
Contractor:	Lockheed Martin Corp.	Weather:	Sunny
Superintendent/SUXOS:	Robert Stout		

WORK PREFORMED TODAY

Description:	Employer	No.	Trade	Hours
Correct mapping discrepancies in Area D.	TTECI	1	UXO I	10
Begin staking out grids in Area B.		1	UXO II	10
		1	UXO III	10
		1	SUXOSO	11
		1	SUXOS	11
		1	GEO	10

JOB SAFETY

Was a Job Safety meeting held this date? (If yes attach copy of minutes)	Yes	X	No	Total Work Hours on Site This Date	62
Were there any lost time accidents this date? (If yes attach copy of OSHA report)	Yes		No X	Previous Cumulative Work Hours (See Previous Report)	1128
				Total Cumulative Work Hours to Date	1190

List of Actions taken today / Inspections conducted.

Equipment / material received today to be incorporated in job. None

Equipment on job site today, including number of hours used today.

Remarks: Acquired base control unit to replace broken unit. Set up and checked out base station. Corrected discrepancy in Area D mapping from previous week. Started staking out new grid squares in Area B Bazooka Impact Area.

Superintendent/SUXOS: Date: 9/5/06

TETRA TECH EC, INC.

DAILY OPERATIONS REPORT – MEC OPERATIONS

(Attach additional sheets if necessary)

Project Number:	8994.0001.0000.00003	REPORT NUMBER:	22
Title & Location:	Beaumont Site 1, Beaumont, CA	Date & Time:	9/6/2006
Contractor:	Lockheed Martin Corp.	Weather:	Sunny, cloudy, rain
Superintendent/SUXOS:	Robert Stout		

WORK PREFORMED TODAY

Description:	Employer	No.	Trade	Hours
Mapping of Area B, Bazooka Impact Area	TTECI	1	UXO I	8.5
		1	UXO II	8.5
		1	UXO III	8.5
		1	SUXOSO	9
		1	SUXOS	10
		1	GEO	8.5

JOB SAFETY

Was a Job Safety meeting held this date? (If yes attach copy of minutes)	Yes	X	No	Total Work Hours on Site This Date	53
Were there any lost time accidents this date? (If yes attach copy of OSHA report)	Yes		No	Previous Cumulative Work Hours (See Previous Report)	1190
				Total Cumulative Work Hours to Date	1243

List of Actions taken today / Inspections conducted.

Equipment / material received today to be incorporated in job. None

Equipment on job site today, including number of hours used today.

Remarks: Continued mapping of Area B, Bazooka Impact Area. Operations suspended 2 hours early because of lightning and thunder. Carol Hutley, project PM, on site.

Superintendent/SUXOS: Date: 9/6/06

TETRA TECH EC, INC.

DAILY OPERATIONS REPORT – MEC OPERATIONS

(Attach additional sheets if necessary)

Project Number:	8994.0001.0000.00003	REPORT NUMBER:	23
Title & Location:	Beaumont Site 1, Beaumont, CA	Date & Time:	9/7/2006
Contractor:	Lockheed Martin Corp.	Weather:	Sunny
Superintendent/SUXOS:	Robert Stout		

WORK PREFORMED TODAY

Description:	Employer	No.	Trade	Hours
Mapping of Area B, Bazooka Impact Area	TTECI	1	UXO I	10
		1	UXO II	10
		1	UXO III	10
		1	SUXOSO	11
		1	SUXOS	11
		1	GEO	10

JOB SAFETY

Was a Job Safety meeting held this date? (If yes attach copy of minutes)	Yes	X	No	Total Work Hours on Site This Date	62
Were there any lost time accidents this date? (If yes attach copy of OSHA report)	Yes		No	Previous Cumulative Work Hours (See Previous Report)	1243
				Total Cumulative Work Hours to Date	1305

List of Actions taken today / Inspections conducted.

Equipment / material received today to be incorporated in job. None

Equipment on job site today, including number of hours used today.

Remarks: Continued mapping of Area B, Bazooka Impact Area.

Superintendent/SUXOS: Date: 9/7/06

TETRA TECH EC, INC.

DAILY OPERATIONS REPORT – MEC OPERATIONS

(Attach additional sheets if necessary)

Project Number:	8994.0001.0000.00003	**REPORT NUMBER:**	24
Title & Location:	Beaumont Site 1, Beaumont, CA	Date & Time:	9/8/2006
Contractor:	Lockheed Martin Corp.	Weather:	Sunny
Superintendent/SUXOS:	Robert Stout		

WORK PREFORMED TODAY

Description:	Employer	No.	Trade	Hours
Mapping of Area B, Bazooka Impact Area	TTECI	1	UXO I	10
		1	UXO II	10
		1	UXO III	10
		1	SUXOSO	11
		1	SUXOS	11
		1	GEO	10

JOB SAFETY

Was a Job Safety meeting held this date? (If yes attach copy of minutes)	Yes	X	No	Total Work Hours on Site This Date	62
Were there any lost time accidents this date? (If yes attach copy of OSHA report)	Yes		No	Previous Cumulative Work Hours (See Previous Report)	1305
				Total Cumulative Work Hours to Date	1367

List of Actions taken today / Inspections conducted.

Equipment / material received today to be incorporated in job. None

Equipment on job site today, including number of hours used today.

Remarks: Continued mapping of Area B, Bazooka Impact Area.

Superintendent/SUXOS: Date: 9/8/06

TETRA TECH EC, INC.

DAILY OPERATIONS REPORT – MEC OPERATIONS

(Attach additional sheets if necessary)

Project Number:	8994.0001.0000.00003	**REPORT NUMBER:**	25
Title & Location:	Beaumont Site 1, Beaumont, CA	Date & Time:	9/9/2006
Contractor:	Lockheed Martin Corp.	Weather:	Sunny
Superintendent/SUXOS:	Robert Stout		

WORK PREFORMED TODAY

Description:	Employer	No.	Trade	Hours
Mapping of Area B, Bazooka Impact Area	TTECI	1	UXO I	10
Configure Leica Rover unit for stake out		1	UXO II	10
		1	UXO III	10
		1	SUXOSO	11
		1	SUXOS	11
		1	GEO	10

JOB SAFETY

Was a Job Safety meeting held this date? (If yes attach copy of minutes)	Yes	X	No	Total Work Hours on Site This Date	62
Were there any lost time accidents this date? (If yes attach copy of OSHA report)	Yes		No	Previous Cumulative Work Hours (See Previous Report)	1367
				Total Cumulative Work Hours to Date	1429

List of Actions taken today / Inspections conducted.

Equipment / material received today to be incorporated in job. None

Equipment on job site today, including number of hours used today.

Remarks: Finished mapping of Area B, Bazooka Impact Area.

Superintendent/SUXOS: Date: 9/9/06

John S. Mann

TETRA TECH EC, INC.

DAILY OPERATIONS REPORT – MEC OPERATIONS

(Attach additional sheets if necessary)

Project Number:	8994.0001.0000.00003	REPORT NUMBER:	26
Title & Location:	Beaumont Site 1, Beaumont, CA	Date & Time:	9/10/2006
Contractor:	Lockheed Martin Corp.	Weather:	Sunny
Superintendent/SUXOS:	Robert Stout		

WORK PREFORMED TODAY

Description:	Employer	No.	Trade	Hours
Mapping of Area B, Bazooka Impact Area	TTECI	1	UXO I	10
Configure Leica Rover unit for stake out		1	UXO II	10
		1	UXO III	10
		1	SUXOSO	11
		1	SUXOS	11

JOB SAFETY

Was a Job Safety meeting held this date? (If yes attach copy of minutes)	Yes	X	No		Total Work Hours on Site This Date: 52
Were there any lost time accidents this date? (If yes attach copy of OSHA report)	Yes		No	X	Previous Cumulative Work Hours (See Previous Report): 1429
					Total Cumulative Work Hours to Date: 1481

List of Actions taken today / Inspections conducted.

Equipment / material received today to be incorporated in job. None

Equipment on job site today, including number of hours used today.

Remarks: Start stake out of targets in Area A – East.

Superintendent/SUXOS: Date: 9/10/06

TETRA TECH EC, INC.

DAILY OPERATIONS REPORT – MEC OPERATIONS

(Attach additional sheets if necessary)

Project Number: 8994.0001.0000.00003 **REPORT NUMBER:** 27

Title & Location: Beaumont Site 1, Beaumont, CA Date & Time: 9/11/2006

Contractor: Lockheed Martin Corp. Weather: Sunny

Superintendent/SUXOS: Robert Stout

WORK PREFORMED TODAY

Description:	Employer	No.	Trade	Hours
8 hour refreasher class	TTECI	1	UXO I	8
		1	UXO II	8
		1	UXO III	8
		1	SUXOSO	8
		1	SUXOS	8

JOB SAFETY

Was a Job Safety meeting held this date? Yes X No

(If yes attach copy of minutes)

Were there any lost time accidents this date? Yes No X

(If yes attach copy of OSHA report)

Total Work Hours on Site This Date 40

Previous Cumulative Work Hours 1481

(See Previous Report)

Total Cumulative Work Hours to Date 1521

List of Actions taken today / Inspections conducted.

Equipment / material received today to be incorporated in job. None

Equipment on job site today, including number of hours used today.

Remarks: UXO team attended 8 hour Refreasher training at hotel in Redlands. Steve Neil,TTECI UXO PESM, arrived to give class.

Superintendent/SUXOS: Date: 9/11/06

TETRA TECH EC, INC.

DAILY OPERATIONS REPORT – MEC OPERATIONS

(Attach additional sheets if necessary)

Project Number:	8994.0001.0000.00003	**REPORT NUMBER:**	28
Title & Location:	Beaumont Site 1, Beaumont, CA	Date & Time:	9/12/2006
Contractor:	Lockheed Martin Corp.	Weather:	Sunny
Superintendent/SUXOS:	Robert Stout		

WORK PREFORMED TODAY

Description:	Employer	No.	Trade	Hours
Intrusive investigation in Area A – east.	TTECI	1	UXO I	12
		1	UXO II	12
		1	UXO III	12
		1	SUXOSO	13
		1	SUXOS	13

JOB SAFETY

Was a Job Safety meeting held this date? (If yes attach copy of minutes)	Yes	X	No		Total Work Hours on Site This Date: 62
Were there any lost time accidents this date? (If yes attach copy of OSHA report)	Yes		No	X	Previous Cumulative Work Hours (See Previous Report): 1521
					Total Cumulative Work Hours to Date: 1583

List of Actions taken today / Inspections conducted.
PESM Inspection

Equipment / material received today to be incorporated in job. None

Equipment on job site today, including number of hours used today.

Remarks: Started intrusive investigation in Area A – East. Investigated 52 targets, all scrap metal.
Steve Neill onsite to do PESM inspection

Superintendent/SUXOS: Date: 9/12/06

TETRA TECH EC, INC.

DAILY OPERATIONS REPORT – MEC OPERATIONS

(Attach additional sheets if necessary)

Project Number: 8994.0001.0000.00003 **REPORT NUMBER:** 29

Title & Location: Beaumont Site 1, Beaumont, CA Date & Time: 9/13/2006

Contractor: Lockheed Martin Corp. Weather: Sunny

Superintendent/SUXOS: Robert Stout

WORK PREFORMED TODAY

Description:	Employer	No.	Trade	Hours
Intrusive investigation in Area A – east.	TTECI	1	UXO I	10
		1	UXO II	10
		1	UXO III	10
		1	SUXOSO	10
		1	SUXOS	8

JOB SAFETY

Was a Job Safety meeting held this date? Yes X No

(If yes attach copy of minutes)

Were there any lost time accidents this date? Yes No X

(If yes attach copy of OSHA report)

Total Work Hours on Site This Date 48

Previous Cumulative Work Hours 1583

(See Previous Report)

Total Cumulative Work Hours to Date 1631

List of Actions taken today / Inspections conducted.

PESM inspection

Equipment / material received today to be incorporated in job. None

Equipment on job site today, including number of hours used today.

Remarks: Completed intrusive investigation in Area A – East. Investigated 20 targets: 1 – MEC scrap, remainder scrap metal. Steve Neill on site to conduct PESM inspection. Kerry Hennon onsite to oversee target acquisition.

Superintendent/SUXOS: Date: 9/13/06

TETRA TECH EC, INC.

DAILY OPERATIONS REPORT – MEC OPERATIONS

(Attach additional sheets if necessary)

Project Number:	8994.0001.0000.00003	**REPORT NUMBER:**	30
Title & Location:	Beaumont Site 1, Beaumont, CA	Date & Time:	9/19/2006
Contractor:	Lockheed Martin Corp.	Weather:	Sunny
Superintendent/SUXOS:	Robert Stout		

WORK PREFORMED TODAY

Description:	Employer	No.	Trade	Hours
Target acquisition, intrusive investigation in	TTECI	1	UXO I	12
Area A - west		1	UXO II	12
		1	UXO III	12
		1	SUXOSO	13
		1	SUXOS	13

JOB SAFETY

Was a Job Safety meeting held this date? (If yes attach copy of minutes)	Yes	X	No		Total Work Hours on Site This Date: 62
Were there any lost time accidents this date? (If yes attach copy of OSHA report)	Yes		No	X	Previous Cumulative Work Hours (See Previous Report): 1631
					Total Cumulative Work Hours to Date: 1693

List of Actions taken today / Inspections conducted.

Equipment / material received today to be incorporated in job. None

Equipment on job site today, including number of hours used today.

Remarks: Acquired targets and started intrusive investigation in Area A – west. Investigated 38 targets, all scrap metal. After reviewing data on digsheets from Area A – east, it was discovered that 2 targets were not investigated due to that they were labeled on the sheets as "no digs" but were in the rover as targets to be investigated. Team leader assumed since it was labeled as "no dig" on the sheet, it did not have to be investigated. He was informed that all targets on the rover were to be investigated. Targets will be prosecuted on ~~9/19/06~~ 9/20/06

Superintendent/SUXOS: Date: 9/19/06

TETRA TECH EC, INC.

DAILY OPERATIONS REPORT – MEC OPERATIONS

(Attach additional sheets if necessary)

Project Number:	8994.0001.0000.00003	**REPORT NUMBER:**	31
Title & Location:	Beaumont Site 1, Beaumont, CA	Date & Time:	9/20/2006
Contractor:	Lockheed Martin Corp.	Weather:	Sunny
Superintendent/SUXOS:	Robert Stout		

WORK PREFORMED TODAY

Description:	Employer	No.	Trade	Hours
Intrusive investigation in Area A - west	TTECI	1	UXO I	12
		1	UXO II	12
		1	UXO III	12
		1	SUXOSO	13
		1	SUXOS	13

JOB SAFETY

Was a Job Safety meeting held this date? (If yes attach copy of minutes)	Yes	X	No		Total Work Hours on Site This Date: 62
Were there any lost time accidents this date? (If yes attach copy of OSHA report)	Yes		No	X	Previous Cumulative Work Hours (See Previous Report): 1693
					Total Cumulative Work Hours to Date: 1755

List of Actions taken today / Inspections conducted.

Equipment / material received today to be incorporated in job. None

Equipment on job site today, including number of hours used today.

Remarks: Continued intrusive investigation in Area A – west. Investigated 106 targets, 95 - scrap metal, 7 – end stake nails, 2 – no finds.

Superintendent/SUXOS: Date: 9/20/06

TETRA TECH EC, INC.

DAILY OPERATIONS REPORT – MEC OPERATIONS

(Attach additional sheets if necessary)

Project Number:	8994.0001.0000.00003	**REPORT NUMBER:**	32
Title & Location:	Beaumont Site 1, Beaumont, CA	Date & Time:	9/21/2006
Contractor:	Lockheed Martin Corp.	Weather:	Sunny
Superintendent/SUXOS:	Robert Stout		

WORK PREFORMED TODAY

Description:	Employer	No.	Trade	Hours
Intrusive investigation in Area A - west	TTECI	1	UXO I	12
		1	UXO II	12
		1	UXO III	12
		1	SUXOSO	13
		1	SUXOS	13

JOB SAFETY

Was a Job Safety meeting held this date? (If yes attach copy of minutes)	Yes	X	No		Total Work Hours on Site This Date: 62
Were there any lost time accidents this date? (If yes attach copy of OSHA report)	Yes		No	X	Previous Cumulative Work Hours (See Previous Report): 1755
					Total Cumulative Work Hours to Date: 1817

List of Actions taken today / Inspections conducted.

Equipment / material received today to be incorporated in job. None

Equipment on job site today, including number of hours used today.

Remarks: Completed intrusive investigation in Area A – west. Investigated 25 targets, 2 – MEC scrap(20 ga. shotgun shell, bullet), 1 – seed item, 4 – end stake nails. Did a hazardous terrain casualty drill. Practiced hazardous terrain searching procedures.

Superintendent/SUXOS: Date: 9/21/06

TETRA TECH EC, INC.

DAILY OPERATIONS REPORT – MEC OPERATIONS

(Attach additional sheets if necessary)

Project Number:	8994.0001.0000.00003	**REPORT NUMBER:**	33
Title & Location:	Beaumont Site 1, Beaumont, CA	Date & Time:	9/22/2006
Contractor:	Lockheed Martin Corp.	Weather:	Sunny
Superintendent/SUXOS:	Robert Stout		

WORK PREFORMED TODAY

Description:	Employer	No.	Trade	Hours
Hillside search in Area A	TTECI	1	UXO I	12
		1	UXO II	12
		1	UXO III	12
		1	SUXOSO	13
		1	SUXOS	13

JOB SAFETY

Was a Job Safety meeting held this date? (If yes attach copy of minutes)	Yes	X	No		Total Work Hours on Site This Date: 62
Were there any lost time accidents this date? (If yes attach copy of OSHA report)	Yes		No	X	Previous Cumulative Work Hours (See Previous Report): 1817
					Total Cumulative Work Hours to Date: 1879

List of Actions taken today / Inspections conducted.

Equipment / material received today to be incorporated in job. None

Equipment on job site today, including number of hours used today.

Remarks: Started hillside search in Area A. Started at anchor point #1 on southern hill. Did 3 transects and found 1 piece of frag on each transect.

Superintendent/SUXOS: Date: 9/22/06

TETRA TECH EC, INC.

DAILY OPERATIONS REPORT – MEC OPERATIONS

(Attach additional sheets if necessary)

Project Number: 8994.0001.0000.00003 **REPORT NUMBER:** 34

Title & Location: Beaumont Site 1, Beaumont, CA Date & Time: 9/25/2006

Contractor: Lockheed Martin Corp. Weather: Sunny

Superintendent/SUXOS: Robert Stout

WORK PREFORMED TODAY

Description:	Employer	No.	Trade	Hours
Hillside search in Area A	TTECI	1	UXO I	10
		1	UXO II	10
		1	UXO III	10
		1	SUXOSO	11
		1	SUXOS	11

JOB SAFETY

Was a Job Safety meeting held this date? Yes X No

(If yes attach copy of minutes)

Were there any lost time accidents this date? Yes No X

(If yes attach copy of OSHA report)

Total Work Hours on Site This Date 52

Previous Cumulative Work Hours 1879

(See Previous Report)

Total Cumulative Work Hours to Date 1931

List of Actions taken today / Inspections conducted.

Equipment / material received today to be incorporated in job. None

Equipment on job site today, including number of hours used today.

Remarks: Continued hillside search in Area A. Hillside #1 completed, 6 transects done, 8 pieces of frag found.

Superintendent/SUXOS: Date: 9/25/06

TETRA TECH EC, INC.

DAILY OPERATIONS REPORT – MEC OPERATIONS

(Attach additional sheets if necessary)

Project Number:	8994.0001.0000.00003	**REPORT NUMBER:**	35
Title & Location:	Beaumont Site 1, Beaumont, CA	Date & Time:	9/26/2006
Contractor:	Lockheed Martin Corp.	Weather:	Sunny
Superintendent/SUXOS:	Robert Stout		

WORK PREFORMED TODAY

Description:	Employer	No.	Trade	Hours
Hillside search in Area A	TTECI	1	UXO I	11
		1	UXO II	11
		1	UXO III	11
		1	SUXOSO	12
		1	SUXOS	12

JOB SAFETY

Was a Job Safety meeting held this date? (If yes attach copy of minutes)	Yes	X	No		Total Work Hours on Site This Date: 57
Were there any lost time accidents this date? (If yes attach copy of OSHA report)	Yes		No	X	Previous Cumulative Work Hours (See Previous Report): 1931
					Total Cumulative Work Hours to Date: 1988

List of Actions taken today / Inspections conducted.

Equipment / material received today to be incorporated in job. None

Equipment on job site today, including number of hours used today.

Remarks: Started and completed Hillside #2. 5 transects done, 3 pieces of frag found.

Superintendent/SUXOS: Date: 9/26/06

TETRA TECH EC, INC.

DAILY OPERATIONS REPORT – MEC OPERATIONS

(Attach additional sheets if necessary)

Project Number:	8994.0001.0000.00003	**REPORT NUMBER:**	36
Title & Location:	Beaumont Site 1, Beaumont, CA	Date & Time:	9/27/2006
Contractor:	Lockheed Martin Corp.	Weather:	Sunny
Superintendent/SUXOS:	Robert Stout		

WORK PREFORMED TODAY

Description:	Employer	No.	Trade	Hours
Hillside search in Area A	TTECI	1	UXO I	10
		1	UXO II	10
		1	UXO III	10
		1	SUXOSO	11
		1	SUXOS	11

JOB SAFETY

Was a Job Safety meeting held this date? (If yes attach copy of minutes)	Yes	X	No		Total Work Hours on Site This Date: 52
Were there any lost time accidents this date? (If yes attach copy of OSHA report)	Yes		No	X	Previous Cumulative Work Hours (See Previous Report): 1988
					Total Cumulative Work Hours to Date: 2040

List of Actions taken today / Inspections conducted.

Equipment / material received today to be incorporated in job. None

Equipment on job site today, including number of hours used today.

Remarks: Started and completed Hillside #3. 4 transects done, 3 pieces of frag found.

Superintendent/SUXOS: Date: 9/27/06

TETRA TECH EC, INC.

DAILY OPERATIONS REPORT – MEC OPERATIONS

(Attach additional sheets if necessary)

Project Number:	8994.0001.0000.00003	**REPORT NUMBER:**	37
Title & Location:	Beaumont Site 1, Beaumont, CA	Date & Time:	9/28/2006
Contractor:	Lockheed Martin Corp.	Weather:	Sunny
Superintendent/SUXOS:	Robert Stout		

WORK PREFORMED TODAY

Description:	Employer	No.	Trade	Hours
Flag and dig targets in Area I.	TTECI	1	UXO I	17
		1	UXO II	9
		1	UXO III	13
		1	SUXOSO	13
		1	SUXOS	11

JOB SAFETY

Was a Job Safety meeting held this date? (If yes attach copy of minutes)	Yes	X	No		Total Work Hours on Site This Date: 63
Were there any lost time accidents this date? (If yes attach copy of OSHA report)	Yes		No	X	Previous Cumulative Work Hours (See Previous Report): 2040
					Total Cumulative Work Hours to Date: 2103

List of Actions taken today / Inspections conducted.

Equipment / material received today to be incorporated in job. None

Equipment on job site today, including number of hours used today.

Remarks: Decided to get the team off the hillsides for one day. They flagged targets in Area I transects and the north area. While digging on targets found a 27.5 projectile in the north area. Riverside Co. Sheriff unable to respond because it was late in the afternoon. Had to put a watch on it for the remainder of the day.

Superintendent/SUXOS: Date: 9/28/06



TETRA TECH EC, INC.

DAILY OPERATIONS REPORT – MEC OPERATIONS

(Attach additional sheets if necessary)

Project Number:	8994.0001.0000.00003	**REPORT NUMBER:**	38
Title & Location:	Beaumont Site 1, Beaumont, CA	Date & Time:	9/29/2006
Contractor:	Lockheed Martin Corp.	Weather:	Sunny
Superintendent/SUXOS:	Robert Stout		

WORK PREFORMED TODAY

Description:	Employer	No.	Trade	Hours
Disposal of 27.5mm projectile in Area I	TTECI	1	UXO I	17
Remove equipment from hillsides.		1	UXO II	13
		1	UXO III	10
		1	SUXOSO	15
		1	SUXOS	11

JOB SAFETY

Was a Job Safety meeting held this date? (If yes attach copy of minutes)	Yes	X	No	Total Work Hours on Site This Date	63
Were there any lost time accidents this date? (If yes attach copy of OSHA report)	Yes		No X	Previous Cumulative Work Hours (See Previous Report)	2103
				Total Cumulative Work Hours to Date	2166

List of Actions taken today / Inspections conducted.

Equipment / material received today to be incorporated in job. None

Equipment on job site today, including number of hours used today.

Remarks: Riverside Co. Sheriff's Hazardous Device Unit arrived to dispose of the 27.5mm projectile in Area I. Two attempts using an explosive perforator were failures due to malfunctioning of the perforators. The third attempt utilized a small charge of plastic explosives and was successful at disposing of the projectile. Some pieces were recovered and a test using the Exspray kit was done. The projectile appeared to be empty of an explosive charge and no explosive residue was found.
Removed equipment off of hills for storage over the weekend.

Superintendent/SUXOS: Date: 9/29/06

TETRA TECH EC, INC.

DAILY OPERATIONS REPORT – MEC OPERATIONS

(Attach additional sheets if necessary)

Project Number:	8994.0001.0000.00003	**REPORT NUMBER:**	39
Title & Location:	Beaumont Site 1, Beaumont, CA	Date & Time:	10/2/2006
Contractor:	Lockheed Martin Corp.	Weather:	Sunny
Superintendent/SUXOS:	Robert Stout		

WORK PREFORMED TODAY

Description:	Employer	No.	Trade	Hours
Soil sample of detonation in Area I	TTECI	1	UXO I	10
Hillside search in Area A - hillsides		1	UXO II	10
		1	UXO III	10
		1	SUXOSO	11
		1	SUXOS	11

JOB SAFETY

Was a Job Safety meeting held this date? (If yes attach copy of minutes)	Yes	X	No	Total Work Hours on Site This Date	53
Were there any lost time accidents this date? (If yes attach copy of OSHA report)	Yes		No	Previous Cumulative Work Hours (See Previous Report)	2166
				Total Cumulative Work Hours to Date	2219

List of Actions taken today / Inspections conducted.

Equipment / material received today to be incorporated in job. None

Equipment on job site today, including number of hours used today.

Remarks: Assisted Chris Surdial in obtaining soil sample where detonation took place in Area I on 9/29/06. Hillside #4 completed, 4 transects done, no frag found.

Superintendent/SUXOS: Date: 10/2/06

TETRA TECH EC, INC.

DAILY OPERATIONS REPORT – MEC OPERATIONS

(Attach additional sheets if necessary)

Project Number:	8994.0001.0000.00003	**REPORT NUMBER:**	40
Title & Location:	Beaumont Site 1, Beaumont, CA	Date & Time:	10/3/2006
Contractor:	Lockheed Martin Corp.	Weather:	Sunny
Superintendent/SUXOS:	Robert Stout		

WORK PREFORMED TODAY

Description:	Employer	No.	Trade	Hours
Hillside search in Area A	TTECI	1	UXO I	10
		1	UXO II	10
		1	UXO III	10
		1	SUXOSO	11
		1	SUXOS	11

JOB SAFETY

Was a Job Safety meeting held this date? (If yes attach copy of minutes)	Yes	X	No		Total Work Hours on Site This Date: 53
Were there any lost time accidents this date? (If yes attach copy of OSHA report)	Yes		No	X	Previous Cumulative Work Hours (See Previous Report): 2219
					Total Cumulative Work Hours to Date: 2272

List of Actions taken today / Inspections conducted.

Equipment / material received today to be incorporated in job. None

Equipment on job site today, including number of hours used today.

Remarks: Completed hillside search in Area A. Hillsides 5 & 6 completed, 4 transects done on both hillsides. No frag found on either hil.

Superintendent/SUXOS: Date: 10/3/06

TETRA TECH EC, INC.

DAILY OPERATIONS REPORT – MEC OPERATIONS

(Attach additional sheets if necessary)

Project Number:	8994.0001.0000.00003	**REPORT NUMBER:**	41
Title & Location:	Beaumont Site 1, Beaumont, CA	Date & Time:	10/4/2006
Contractor:	Lockheed Martin Corp.	Weather:	Sunny
Superintendent/SUXOS:	Robert Stout		

WORK PREFORMED TODAY

Description:	Employer	No.	Trade	Hours
Attended CPR/1st Aid course	TTECI	1	UXO I	8
		1	UXO II	8
		1	UXO III	8
		1	SUXOSO	8
		1	SUXOS	8

JOB SAFETY

Was a Job Safety meeting held this date? (If yes attach copy of minutes)	Yes	X	No		Total Work Hours on Site This Date: 40
Were there any lost time accidents this date? (If yes attach copy of OSHA report)	Yes		No	X	Previous Cumulative Work Hours (See Previous Report): 2272
					Total Cumulative Work Hours to Date: 2312

List of Actions taken today / Inspections conducted.

Equipment / material received today to be incorporated in job. None

Equipment on job site today, including number of hours used today.

Remarks:

Superintendent/SUXOS: Date: 10/4/06

TETRA TECH EC, INC.

DAILY OPERATIONS REPORT – MEC OPERATIONS

(Attach additional sheets if necessary)

Project Number:	8994.0001.0000.00003	**REPORT NUMBER:**	42
Title & Location:	Beaumont Site 1, Beaumont, CA	Date & Time:	10/5/2006
Contractor:	Lockheed Martin Corp.	Weather:	Sunny, overcast skies
Superintendent/SUXOS:	Robert Stout		

WORK PREFORMED TODAY

Description:	Employer	No.	Trade	Hours
Target investigation in Area I	TTECI	1	UXO I	11
		1	UXO II	11
		1	UXO III	11
		1	SUXOSO	12
		1	SUXOS	12

JOB SAFETY

Was a Job Safety meeting held this date? (If yes attach copy of minutes)	Yes	X	No		Total Work Hours on Site This Date: 57
Were there any lost time accidents this date? (If yes attach copy of OSHA report)	Yes		No	X	Previous Cumulative Work Hours (See Previous Report): 2312
					Total Cumulative Work Hours to Date: 2369

List of Actions taken today / Inspections conducted.

Equipment / material received today to be incorporated in job. None

Equipment on job site today, including number of hours used today.

Remarks: Completed Area I - South. Uncovered 3 – 27.5mm projectiles, 2 – 16mm projectiles. Riverside Co. Sheriff Hazardous Device Unit responded and disposed of the 27mm projectiles. All were found to be inert (empty). A base piece found in the south area was tested with the Exspray kit for explosive residue. The test was positive. Completed mag & dig at area to the east of the runway, 4 pieces of bomb frag found.

Superintendent/SUXOS: Date: 10/5/06

TETRA TECH EC, INC.

DAILY OPERATIONS REPORT – MEC OPERATIONS

(Attach additional sheets if necessary)

Project Number:	8994.0001.0000.00003	**REPORT NUMBER:**	43
Title & Location:	Beaumont Site 1, Beaumont, CA	Date & Time:	10/6/2006
Contractor:	Lockheed Martin Corp.	Weather:	Sunny, overcast skies
Superintendent/SUXOS:	Robert Stout		

WORK PREFORMED TODAY

Description:	Employer	No.	Trade	Hours
Target investigation in Area D	TTECI	1	UXO I	11
		1	UXO II	11
		1	UXO III	11
		1	SUXOSO	12
		1	SUXOS	12

JOB SAFETY

Was a Job Safety meeting held this date? (If yes attach copy of minutes)	Yes	X	No		Total Work Hours on Site This Date: 57
Were there any lost time accidents this date? (If yes attach copy of OSHA report)	Yes		No	X	Previous Cumulative Work Hours (See Previous Report): 2369
					Total Cumulative Work Hours to Date: 2426

List of Actions taken today / Inspections conducted.

Equipment / material received today to be incorporated in job. None

Equipment on job site today, including number of hours used today.

Remarks: Crew investigated 59 targets in Area D. Located 11 pieces of frag. Large anomaly composed of concrete and rebar too large to adequately excavate. Would need a back hoe.

Superintendent/SUXOS: Date: 10/6/06

TETRA TECH EC, INC.

DAILY OPERATIONS REPORT – MEC OPERATIONS

(Attach additional sheets if necessary)

Project Number:	8994.0001.0000.00003	**REPORT NUMBER:**	44
Title & Location:	Beaumont Site 1, Beaumont, CA	Date & Time:	10/9/2006
Contractor:	Lockheed Martin Corp.	Weather:	Fog, afternoon sunny skies
Superintendent/SUXOS:	Robert Stout		

WORK PREFORMED TODAY

Description:	Employer	No.	Trade	Hours
Mag & dig in Area D - streambed	TTECI	1	UXO I	10
Intrusive investigation – Area B #1		1	UXO II	10
		1	UXO III	10
		1	SUXOSO	11
		1	SUXOS	11

JOB SAFETY

Was a Job Safety meeting held this date? (If yes attach copy of minutes)	Yes	X	No		Total Work Hours on Site This Date: 52
Were there any lost time accidents this date? (If yes attach copy of OSHA report)	Yes		No	X	Previous Cumulative Work Hours (See Previous Report): 2426
					Total Cumulative Work Hours to Date: 2478

List of Actions taken today / Inspections conducted.

Equipment / material received today to be incorporated in job. None

Equipment on job site today, including number of hours used today.

Remarks: Mag and dig done in Area D, streambed. Nothing found but scrap metal. Started intrusive investigation in Area B starting with grid #1. 41 targets investigated. All scrap metal.

Superintendent/SUXOS: Date: 10/9/06

TETRA TECH EC, INC.

DAILY OPERATIONS REPORT – MEC OPERATIONS

(Attach additional sheets if necessary)

Project Number:	8994.0001.0000.00003	**REPORT NUMBER:**	45
Title & Location:	Beaumont Site 1, Beaumont, CA	Date & Time:	10/10/2006
Contractor:	Lockheed Martin Corp.	Weather:	sunny
Superintendent/SUXOS:	Robert Stout		

WORK PREFORMED TODAY

Description:	Employer	No.	Trade	Hours
Intrusive investigation – Area B #2	TTECI	1	UXO I	10
		1	UXO II	10
		1	UXO III	10
		1	SUXOSO	11
		1	SUXOS	11

JOB SAFETY

Was a Job Safety meeting held this date? (If yes attach copy of minutes)	Yes	X	No	Total Work Hours on Site This Date	52
Were there any lost time accidents this date? (If yes attach copy of OSHA report)	Yes		No X	Previous Cumulative Work Hours (See Previous Report)	2478
				Total Cumulative Work Hours to Date	2530

List of Actions taken today / Inspections conducted.

Equipment / material received today to be incorporated in job. None

Equipment on job site today, including number of hours used today.

Remarks: Continued intrusive investigation in Area B. Completed grid #2. 20 targets investigated. 2 – MEC scrap, 15 – scrap metal.

Superintendent/SUXOS: Date: 10/10/06

TETRA TECH EC, INC.

DAILY OPERATIONS REPORT – MEC OPERATIONS

(Attach additional sheets if necessary)

Project Number:	8994.0001.0000.00003	**REPORT NUMBER:**	46
Title & Location:	Beaumont Site 1, Beaumont, CA	Date & Time:	10/11/2006
Contractor:	Lockheed Martin Corp.	Weather:	sunny
Superintendent/SUXOS:	Robert Stout		

WORK PREFORMED TODAY

Description:	Employer	No.	Trade	Hours
Intrusive investigation – Area B #3,4	TTECI	1	UXO I	10
		1	UXO II	10
		1	UXO III	10
		1	SUXOSO	11
		1	SUXOS	11

JOB SAFETY

Was a Job Safety meeting held this date? (If yes attach copy of minutes)	Yes	X	No		Total Work Hours on Site This Date: 52
Were there any lost time accidents this date? (If yes attach copy of OSHA report)	Yes		No	X	Previous Cumulative Work Hours (See Previous Report): 2530
					Total Cumulative Work Hours to Date: 2582

List of Actions taken today / Inspections conducted.

Equipment / material received today to be incorporated in job. None

Equipment on job site today, including number of hours used today.

Remarks: Continued intrusive investigation in Area B grid #3 & 4 . Completed #3 – 15 targets investigated, 2 – QC seed items, 13 – scrap metal. Grid #4 – 12 targets investigated, 1 – MEC scrap, 1 – no find, 10 – scrap metal.

Superintendent/SUXOS: Date: 10/11/06

TETRA TECH EC, INC.

DAILY OPERATIONS REPORT – MEC OPERATIONS

(Attach additional sheets if necessary)

Project Number:	8994.0001.0000.00003	**REPORT NUMBER:**	47
Title & Location:	Beaumont Site 1, Beaumont, CA	Date & Time:	10/12/2006
Contractor:	Lockheed Martin Corp.	Weather:	sunny
Superintendent/SUXOS:	Robert Stout		

WORK PREFORMED TODAY

Description:	Employer	No.	Trade	Hours
Intrusive investigation – Area B #4, 5	TTECI	1	UXO I	10
		1	UXO II	10
		1	UXO III	10
		1	SUXOSO	11
		1	SUXOS	11

JOB SAFETY

Was a Job Safety meeting held this date? (If yes attach copy of minutes)	Yes	X	No		Total Work Hours on Site This Date: 52
Were there any lost time accidents this date? (If yes attach copy of OSHA report)	Yes		No	X	Previous Cumulative Work Hours (See Previous Report): 2582
					Total Cumulative Work Hours to Date: 2634

List of Actions taken today / Inspections conducted.

Equipment / material received today to be incorporated in job. None

Equipment on job site today, including number of hours used today.

Remarks: Continued intrusive investigation in Area B grid #4 & 5 . Investigated 18 targets in grid #4, 1 – MEC scrap, 17 – scrap metal. Grid #5 – 12 targets investigated, 1 – MEC scrap, 11 – scrap metal.

Superintendent/SUXOS: Date: 10/12/06

TETRA TECH EC, INC.

DAILY OPERATIONS REPORT – MEC OPERATIONS

(Attach additional sheets if necessary)

Project Number: 8994.0001.0000.00003 **REPORT NUMBER:** 48

Title & Location: Beaumont Site 1, Beaumont, CA Date & Time: 10/13/2006

Contractor: Lockheed Martin Corp. Weather: sunny

Superintendent/SUXOS: Robert Stout

WORK PREFORMED TODAY

Description:	Employer	No.	Trade	Hours
Intrusive investigation – Area B # 4, 5, 6, 7, 8	TTECI	1	UXO I	10
		1	UXO II	10
		1	UXO III	10
		1	SUXOSO	11
		1	SUXOS	11

JOB SAFETY

Was a Job Safety meeting held this date? Yes X No

(If yes attach copy of minutes)

Were there any lost time accidents this date? Yes No X

(If yes attach copy of OSHA report)

Total Work Hours on Site This Date 52

Previous Cumulative Work Hours 2634

(See Previous Report)

Total Cumulative Work Hours to Date 2686

List of Actions taken today / Inspections conducted.

Equipment / material received today to be incorporated in job. None

Equipment on job site today, including number of hours used today.

Remarks: Completed intrusive investigation in Area B. Grids # 4, 5, 6, 7, 8 done. Investigated 1 target in grid #4, scrap metal. Investigated 3 targets in grid #5, 2 – scrap metal, 1 – QC seed item. Investigated 24 targets in grid # 6, 1 – MEC scrap, 20 – scrap metal, 2 – no finds, 1 – QC seed item. Investigated 6 targets in grid #7, 1 – MEC scrap, 5 – scrap metal. Investigated 8 targets in grid #8, 2 – MEC scrap, 6 – scrap metal.

Superintendent/SUXOS: Date: 10/13/06

TETRA TECH EC, INC.

DAILY OPERATIONS REPORT – MEC OPERATIONS

(Attach additional sheets if necessary)

Project Number:	8994.0001.0000.00003	**REPORT NUMBER:**	49
Title & Location:	Beaumont Site 1, Beaumont, CA	Date & Time:	10/16/2006
Contractor:	Lockheed Martin Corp.	Weather:	Overcast skies
Superintendent/SUXOS:	Robert Stout		

WORK PREFORMED TODAY

Description:	Employer	No.	Trade	Hours
Hillside search in Area A	TTECI	1	UXO I	10
		1	UXO II	10
		1	UXO III	10
		1	SUXOSO	11
		1	SUXOS	11

JOB SAFETY

Was a Job Safety meeting held this date? (If yes attach copy of minutes)	Yes	X	No		Total Work Hours on Site This Date: 52
Were there any lost time accidents this date? (If yes attach copy of OSHA report)	Yes		No	X	Previous Cumulative Work Hours (See Previous Report): 2686
					Total Cumulative Work Hours to Date: 2738

List of Actions taken today / Inspections conducted.

Equipment / material received today to be incorporated in job. None

Equipment on job site today, including number of hours used today.

Remarks: Completed 3 additional transects on Area A – Hill #1. Found 3 pieces of frag.

Superintendent/SUXOS: Date: 10/16/06



TETRA TECH EC, INC.

DAILY OPERATIONS REPORT – MEC OPERATIONS

(Attach additional sheets if necessary)

Project Number: 8994.0001.0000.00003 **REPORT NUMBER:** 50

Title & Location: Beaumont Site 1, Beaumont, CA Date & Time: 10/17/2006

Contractor: Lockheed Martin Corp. Weather: Morning overcast skies, afternoon sunshine

Superintendent/SUXOS: Robert Stout

WORK PREFORMED TODAY

Description:	Employer	No.	Trade	Hours
Stake out corners in Area I	TTECI	1	UXO I	10
Mow Area I		1	UXO II	10
		1	UXO III	10
		1	SUXOSO	11
		1	SUXOS	11

JOB SAFETY

Was a Job Safety meeting held this date? Yes X No ____ (If yes attach copy of minutes)

Were there any lost time accidents this date? Yes ____ No X (If yes attach copy of OSHA report)

Total Work Hours on Site This Date 52

Previous Cumulative Work Hours (See Previous Report) 2738

Total Cumulative Work Hours to Date 2790

List of Actions taken today / Inspections conducted.

Equipment / material received today to be incorporated in job. None

Equipment on job site today, including number of hours used today. Mower, Water truck – 4 hours

Remarks: Staked out transect endpoints in Area A. Staked out corners for expanded search area in Area I. Started mowing Area I. Staked out boundries for mowing in Area D – streambed.

Superintendent/SUXOS: Date: 10/17/06

TETRA TECH EC, INC.

DAILY OPERATIONS REPORT – MEC OPERATIONS

(Attach additional sheets if necessary)

Project Number: 8994.0001.0000.00003 **REPORT NUMBER:** 51

Title & Location: Beaumont Site 1, Beaumont, CA Date & Time: 10/18/2006

Contractor: Lockheed Martin Corp. Weather: Sunny

Superintendent/SUXOS: Robert Stout

WORK PREFORMED TODAY

Description:	Employer	No.	Trade	Hours
Mow in Area I & D	TTECI	1	UXO I	10
		1	UXO II	10
		1	UXO III	10
		1	SUXOSO	11
		1	SUXOS	11

JOB SAFETY

Was a Job Safety meeting held this date? Yes X No ____ Total Work Hours on Site This Date 52

(If yes attach copy of minutes)

Were there any lost time accidents this date? Yes ____ No X Previous Cumulative Work Hours 2790

(If yes attach copy of OSHA report) (See Previous Report)

Total Cumulative Work Hours to Date 2842

List of Actions taken today / Inspections conducted.

Equipment / material received today to be incorporated in job. None

Equipment on job site today, including number of hours used today. Mower, Water truck – 8 hours

Remarks: Completed mowing in Areas I and D

Superintendent/SUXOS: Date: 10/18/06

TETRA TECH EC, INC.

DAILY OPERATIONS REPORT – MEC OPERATIONS

(Attach additional sheets if necessary)

Project Number:	8994.0001.0000.00003	**REPORT NUMBER:**	52
Title & Location:	Beaumont Site 1, Beaumont, CA	Date & Time:	10/19/2006
Contractor:	Lockheed Martin Corp.	Weather:	Sunny
Superintendent/SUXOS:	Robert Stout		

WORK PREFORMED TODAY

Description:	Employer	No.	Trade	Hours
Mow in Area A, MWD berm area	TTECI	1	UXO I	10
Start mag & dig in Area A, MWD berm area		1	UXO II	10
		1	UXO III	10
		1	SUXOSO	11
		1	SUXOS	11

JOB SAFETY

Was a Job Safety meeting held this date? (If yes attach copy of minutes)	Yes	X	No		Total Work Hours on Site This Date: 52
Were there any lost time accidents this date? (If yes attach copy of OSHA report)	Yes		No	X	Previous Cumulative Work Hours (See Previous Report): 2790
					Total Cumulative Work Hours to Date: 2842

List of Actions taken today / Inspections conducted.

Equipment / material received today to be incorporated in job. None

Equipment on job site today, including number of hours used today. Mower, Water truck – 8 hours

Remarks: Mowed Area A, MWD berm area. Established true boundary area prior to mag & dig. Started mag & dig. Completed 3 lanes, located 9 pieces of scrap metal.

Superintendent/SUXOS: Date: 10/19/06

TETRA TECH EC, INC.

DAILY OPERATIONS REPORT – MEC OPERATIONS

(Attach additional sheets if necessary)

Project Number:	8994.0001.0000.00003	**REPORT NUMBER:**	52
Title & Location:	Beaumont Site 1, Beaumont, CA	Date & Time:	10/19/2006
Contractor:	Lockheed Martin Corp.	Weather:	Sunny
Superintendent/SUXOS:	Robert Stout		

WORK PREFORMED TODAY

Description:	Employer	No.	Trade	Hours
Mow in Area A, MWD berm area	TTECI	1	UXO I	10
Start mag & dig in Area A, MWD berm area		1	UXO II	10
		1	UXO III	10
		1	SUXOSO	11
		1	SUXOS	11

JOB SAFETY

Was a Job Safety meeting held this date? (If yes attach copy of minutes)	Yes	X	No	Total Work Hours on Site This Date	52
Were there any lost time accidents this date? (If yes attach copy of OSHA report)	Yes		No	Previous Cumulative Work Hours (See Previous Report)	2790
				Total Cumulative Work Hours to Date	2842

List of Actions taken today / Inspections conducted.

Equipment / material received today to be incorporated in job. None

Equipment on job site today, including number of hours used today. Mower, Water truck – 8 hours

Remarks: Mowed Area A, MWD berm area. Established true boundary area prior to mag & dig. Started mag & dig. Completed 3 lanes, located 9 pieces of scrap metal. Vallon had to be set on the mineral setting above midpoint sensitivity range due to possible mineralization of the area.

Superintendent/SUXOS: Date: 10/19/06

TETRA TECH EC, INC.

DAILY OPERATIONS REPORT – MEC OPERATIONS

(Attach additional sheets if necessary)

Project Number:	8994.0001.0000.00003	**REPORT NUMBER:**	53
Title & Location:	Beaumont Site 1, Beaumont, CA	Date & Time:	10/20/2006
Contractor:	Lockheed Martin Corp.	Weather:	Sunny
Superintendent/SUXOS:	Robert Stout		

WORK PREFORMED TODAY

Description:	Employer	No.	Trade	Hours
Mag & dig in Area A, MWD berm area	TTECI	1	UXO I	10
		1	UXO II	10
		1	UXO III	10
		1	SUXOSO	11
		1	SUXOS	11

JOB SAFETY

Was a Job Safety meeting held this date? (If yes attach copy of minutes)	Yes	X	No		Total Work Hours on Site This Date: 52
Were there any lost time accidents this date? (If yes attach copy of OSHA report)	Yes		No	X	Previous Cumulative Work Hours (See Previous Report): 2842
					Total Cumulative Work Hours to Date: 2894

List of Actions taken today / Inspections conducted.

Equipment / material received today to be incorporated in job. None

Equipment on job site today, including number of hours used today.

Remarks: Continued mag & dig in Area A, MWD berm area. 17 lanes done, 49 anomalies located, 1 – 30mm projectile (no fuze,empty) 48 – scrap metal.

Superintendent/SUXOS: Date: 10/20/06

TETRA TECH EC, INC.

DAILY OPERATIONS REPORT – MEC OPERATIONS

(Attach additional sheets if necessary)

Project Number:	8994.0001.0000.00003	**REPORT NUMBER:**	53
Title & Location:	Beaumont Site 1, Beaumont, CA	Date & Time:	10/20/2006
Contractor:	Lockheed Martin Corp.	Weather:	Sunny
Superintendent/SUXOS:	Robert Stout		

WORK PREFORMED TODAY

Description:	Employer	No.	Trade	Hours
Mag & dig in Area A, MWD berm area	TTECI	1	UXO I	10
		1	UXO II	10
		1	UXO III	10
		1	SUXOSO	11
		1	SUXOS	11

JOB SAFETY

Was a Job Safety meeting held this date? (If yes attach copy of minutes)	Yes	X	No	Total Work Hours on Site This Date	52
Were there any lost time accidents this date? (If yes attach copy of OSHA report)	Yes		No	Previous Cumulative Work Hours (See Previous Report)	2842
				Total Cumulative Work Hours to Date	2894

List of Actions taken today / Inspections conducted.

Equipment / material received today to be incorporated in job. None

Equipment on job site today, including number of hours used today.

Remarks: Continued mag & dig in Area A, MWD berm area. 17 lanes done, 49 anomalies located, 1 – 30mm projectile (no fuze,empty) 48 – scrap metal.

Superintendent/SUXOS: Date: 10/20/06

TETRA TECH EC, INC.

DAILY OPERATIONS REPORT – MEC OPERATIONS

(Attach additional sheets if necessary)

Project Number:	8994.0001.0000.00003	**REPORT NUMBER:**	54
Title & Location:	Beaumont Site 1, Beaumont, CA	Date & Time:	10/23/2006
Contractor:	Lockheed Martin Corp.	Weather:	Sunny
Superintendent/SUXOS:	Robert Stout		

WORK PREFORMED TODAY

Description:	Employer	No.	Trade	Hours
Mag & dig in Area A, MWD berm area	TTECI	1	UXO I	10
		1	UXO II	10
		1	UXO III	10
		1	SUXOSO	11
		1	SUXOS	11

JOB SAFETY

Was a Job Safety meeting held this date? (If yes attach copy of minutes)	Yes	X	No	Total Work Hours on Site This Date	52
Were there any lost time accidents this date? (If yes attach copy of OSHA report)	Yes		No	Previous Cumulative Work Hours (See Previous Report)	2894
				Total Cumulative Work Hours to Date	2946

List of Actions taken today / Inspections conducted.

Equipment / material received today to be incorporated in job. None

Equipment on job site today, including number of hours used today.

Remarks: Continued mag & dig in Area A, MWD berm area. Completed 2 lanes, 33 – scrap metal, 1 – 30mm projectile. Riverside Co. Sheriff Hazardous Device Team called to dispose of 30mm projectile. Post – blast analysis indicates that the projectile was empty of explosives. Fuze appeared to be solid or part of the projectile (no breaks found). Exspray test done on the pieces found after the disposal was negative.

Superintendent/SUXOS: Date: 10/23/06

TETRA TECH EC, INC.

DAILY OPERATIONS REPORT – MEC OPERATIONS

(Attach additional sheets if necessary)

Project Number:	8994.0001.0000.00003	**REPORT NUMBER:**	55
Title & Location:	Beaumont Site 1, Beaumont, CA	Date & Time:	10/24/2006
Contractor:	Lockheed Martin Corp.	Weather:	Sunny
Superintendent/SUXOS:	Robert Stout		

WORK PREFORMED TODAY

Description:	Employer	No.	Trade	Hours
Mag & dig in Area A, MWD berm area	TTECI	1	UXO I	10
		1	UXO II	10
		1	UXO III	10
		1	SUXOSO	11
		1	SUXOS	11

JOB SAFETY

Was a Job Safety meeting held this date? (If yes attach copy of minutes)	Yes	X	No	Total Work Hours on Site This Date	52
Were there any lost time accidents this date? (If yes attach copy of OSHA report)	Yes		No X	Previous Cumulative Work Hours (See Previous Report)	2946
				Total Cumulative Work Hours to Date	2998

List of Actions taken today / Inspections conducted.

Equipment / material received today to be incorporated in job. None

Equipment on job site today, including number of hours used today.

Remarks: Continued mag & dig in Area A, MWD berm area. Completed 4 lanes, 73 – scrap metal, 1 – piece of MEC scrap.

Superintendent/SUXOS: Date: 10/24/06

TETRA TECH EC, INC.

DAILY OPERATIONS REPORT – MEC OPERATIONS

(Attach additional sheets if necessary)

Project Number:	8994.0001.0000.00003	**REPORT NUMBER:**	56
Title & Location:	Beaumont Site 1, Beaumont, CA	Date & Time:	10/25/2006
Contractor:	Lockheed Martin Corp.	Weather:	Sunny
Superintendent/SUXOS:	Robert Stout		

WORK PREFORMED TODAY

Description:	Employer	No.	Trade	Hours
Mag & dig in Area A, MWD berm area	TTECI	1	UXO I	10
		1	UXO II	10
		1	UXO III	10
		1	SUXOSO	11
		1	SUXOS	11

JOB SAFETY

Was a Job Safety meeting held this date? (If yes attach copy of minutes)	Yes	X	No	Total Work Hours on Site This Date	52
Were there any lost time accidents this date? (If yes attach copy of OSHA report)	Yes		No	Previous Cumulative Work Hours (See Previous Report)	2998
				Total Cumulative Work Hours to Date	3050

List of Actions taken today / Inspections conducted.

Equipment / material received today to be incorporated in job. None

Equipment on job site today, including number of hours used today.

Remarks: Continued mag & dig in Area A, MWD berm area. Completed 7 lanes, 63 – scrap metal, 1 – QC item, 1 – MEC scrap. Requested from QC a characterization of an area on the backside of the berm that contained a large quantity of nails. Did a cursory search of the boulder area north of the berm. The area was approx. 70' X 100'. Search was done with the Schoenstadt on the 3rd setting. Results were negative.

Superintendent/SUXOS: Date: 10/25/06

TETRA TECH EC, INC.

DAILY OPERATIONS REPORT – MEC OPERATIONS

(Attach additional sheets if necessary)

Project Number: 8994.0001.0000.00003 **REPORT NUMBER:** 57

Title & Location: Beaumont Site 1, Beaumont, CA Date & Time: 10/26/2006

Contractor: Lockheed Martin Corp. Weather: Sunny

Superintendent/SUXOS: Robert Stout

WORK PREFORMED TODAY

Description:	Employer	No.	Trade	Hours
None	TTECI	1	UXO I	4
		1	UXO II	4
		1	UXO III	4
		1	SUXOSO	4
		1	SUXOS	5

JOB SAFETY

Was a Job Safety meeting held this date? Yes X No

(If yes attach copy of minutes)

Were there any lost time accidents this date? Yes No X

(If yes attach copy of OSHA report)

Total Work Hours on Site This Date 11

Previous Cumulative Work Hours (See Previous Report) 3050

Total Cumulative Work Hours to Date 3061

List of Actions taken today / Inspections conducted.

Equipment / material received today to be incorporated in job. None

Equipment on job site today, including number of hours used today.

Remarks: Unable to work at site due to wildfire east of the area.

Superintendent/SUXOS: Date: 10/26/06

TETRA TECH EC, INC.

DAILY OPERATIONS REPORT – MEC OPERATIONS

(Attach additional sheets if necessary)

Project Number: 8994.0001.0000.00003 **REPORT NUMBER:** 58

Title & Location: Beaumont Site 1, Beaumont, CA Date & Time: 10/27/2006

Contractor: Lockheed Martin Corp. Weather: Sunny

Superintendent/SUXOS: Robert Stout

WORK PREFORMED TODAY

Description:	Employer	No.	Trade	Hours
Clean-up and reorganize annex.	TTECI	1	UXO I	6
		1	UXO II	6
		1	UXO III	6
		1	SUXOSO	6
		1	SUXOS	6

JOB SAFETY

Was a Job Safety meeting held this date? Yes X No ____ Total Work Hours on Site This Date 30

(If yes attach copy of minutes)

Were there any lost time accidents this date? Yes ____ No X Previous Cumulative Work Hours 3061

(If yes attach copy of OSHA report) (See Previous Report)

Total Cumulative Work Hours to Date 3091

List of Actions taken today / Inspections conducted.

Equipment / material received today to be incorporated in job. None

Equipment on job site today, including number of hours used today.

Remarks: Unable to work at site due to area being restricted because of wildfires. Crew worked at the San Bernardino TT Div. annex cleaning and rearranging shelving and equipment.

Superintendent/SUXOS: Date: 10/27/06

TETRA TECH EC, INC.

DAILY OPERATIONS REPORT – MEC OPERATIONS

(Attach additional sheets if necessary)

Project Number: 8994.0001.0000.00003 **REPORT NUMBER:** 59

Title & Location: Beaumont Site 1, Beaumont, CA Date & Time: 10/30/2006

Contractor: Lockheed Martin Corp. Weather: Sunny

Superintendent/SUXOS: Robert Stout

WORK PREFORMED TODAY

Description:	Employer	No.	Trade	Hours
Reestablish operations at Site 1.	TTECI	1	UXO I	8
		1	UXO II	8
		1	UXO III	8
		1	SUXOSO	8
		1	SUXOS	10

JOB SAFETY

Was a Job Safety meeting held this date? Yes X No

(If yes attach copy of minutes)

Were there any lost time accidents this date? Yes No X

(If yes attach copy of OSHA report)

Total Work Hours on Site This Date 42

Previous Cumulative Work Hours 3091

(See Previous Report)

Total Cumulative Work Hours to Date 3133

List of Actions taken today / Inspections conducted.

Equipment / material received today to be incorporated in job. None

Equipment on job site today, including number of hours used today.

Remarks: Spent the morning trying to reestablish services at Beaumont Site 1. Unable to continue mag & dig in Area A – MWD berm due to inability to establish reliable communications.

Superintendent/SUXOS: Date: 10/30/06

TETRA TECH EC, INC.

DAILY OPERATIONS REPORT – MEC OPERATIONS

(Attach additional sheets if necessary)

Project Number:	8994.0001.0000.00003	**REPORT NUMBER:**	60
Title & Location:	Beaumont Site 1, Beaumont, CA	Date & Time:	10/31/2006
Contractor:	Lockheed Martin Corp.	Weather:	Sunny
Superintendent/SUXOS:	Robert Stout		

WORK PREFORMED TODAY

Description:	Employer	No.	Trade	Hours
Continue mag & dig in Area A – MWD berm area.	TTECI	1	UXO I	11
		1	UXO II	11
		1	UXO III	11
		1	SUXOSO	11
		1	SUXOS	12

JOB SAFETY

Was a Job Safety meeting held this date? (If yes attach copy of minutes)	Yes	X	No		Total Work Hours on Site This Date: 56
Were there any lost time accidents this date? (If yes attach copy of OSHA report)	Yes		No	X	Previous Cumulative Work Hours (See Previous Report): 3133
					Total Cumulative Work Hours to Date: 3189

List of Actions taken today / Inspections conducted.

Equipment / material received today to be incorporated in job. None

Equipment on job site today, including number of hours used today.

Remarks: Completed mag & dig in Area A – MWD berm area. 14 lanes done, 112 pieces of scrap metal located.

Superintendent/SUXOS: Date: 10/31/06

TETRA TECH EC, INC.

DAILY OPERATIONS REPORT – MEC OPERATIONS

(Attach additional sheets if necessary)

Project Number: 8994.0001.0000.00003
REPORT NUMBER: 61
Title & Location: Beaumont Site 1, Beaumont, CA
Date & Time: 11/1//2006
Contractor: Lockheed Martin Corp.
Weather: Sunny
Superintendent/SUXOS: Robert Stout

WORK PREFORMED TODAY

Description:	Employer	No.	Trade	Hours
Mag & dig in Area D - streambed	TTECI	1	UXO I	10
		1	UXO II	10
		1	UXO III	10
		1	SUXOSO	11
		1	SUXOS	13

JOB SAFETY

Was a Job Safety meeting held this date? Yes X No
(If yes attach copy of minutes)
Were there any lost time accidents this date? Yes No X
(If yes attach copy of OSHA report)

Total Work Hours on Site This Date 54
Previous Cumulative Work Hours 3189
(See Previous Report)
Total Cumulative Work Hours to Date 3243

List of Actions taken today / Inspections conducted.

Equipment / material received today to be incorporated in job. None

Equipment on job site today, including number of hours used today.

Remarks: Completed mag & dig in Area D- streambed. Located 1 – 20mm cartridge, 3 – partial 20mm casings, 3 – MEC scrap (heavy frag), 19 – scrap metal. The 4 MEC items were disposed of by the Riverside Co. Sheriff Hazardous Device Team.

Superintendent/SUXOS: Date: 11/1/06

TETRA TECH EC, INC.

DAILY OPERATIONS REPORT – MEC OPERATIONS

(Attach additional sheets if necessary)

Project Number:	8994.0001.0000.00003	**REPORT NUMBER:**	62
Title & Location:	Beaumont Site 1, Beaumont, CA	Date & Time:	11/2//2006
Contractor:	Lockheed Martin Corp.	Weather:	Sunny
Superintendent/SUXOS:	Robert Stout		

WORK PREFORMED TODAY

Description:	Employer	No.	Trade	Hours
Mag & dig in Area D - streambed	TTECI	1	UXO I	10
		1	UXO II	10
		1	UXO III	10
		1	SUXOSO	11
		1	SUXOS	13

JOB SAFETY

Was a Job Safety meeting held this date? (If yes attach copy of minutes)	Yes	X	No		Total Work Hours on Site This Date: 54
Were there any lost time accidents this date? (If yes attach copy of OSHA report)	Yes		No	X	Previous Cumulative Work Hours (See Previous Report): 3243
					Total Cumulative Work Hours to Date: 3297

List of Actions taken today / Inspections conducted.

Equipment / material received today to be incorporated in job. None

Equipment on job site today, including number of hours used today.

Remarks: Did Schoenstadt search of upper streambed area in Area D. Started mag & dig in Area I. Found 47 pieces of scrap metal, 3 pieces of MEC scrap (heavy frag).

Superintendent/SUXOS: Date: 11/2/06

TETRA TECH EC, INC.

DAILY OPERATIONS REPORT – MEC OPERATIONS

(Attach additional sheets if necessary)

Project Number:	8994.0001.0000.00003	**REPORT NUMBER:**	63
Title & Location:	Beaumont Site 1, Beaumont, CA	Date & Time:	11/3/2006
Contractor:	Lockheed Martin Corp.	Weather:	Sunny
Superintendent/SUXOS:	Robert Stout		

WORK PREFORMED TODAY

Description:	Employer	No.	Trade	Hours
Mag & dig in Area I - airstrip	TTECI	1	UXO I	10
		1	UXO II	10
		1	UXO III	10
		1	SUXOSO	11
		1	SUXOS	13

JOB SAFETY

Was a Job Safety meeting held this date? (If yes attach copy of minutes)	Yes	X	No	Total Work Hours on Site This Date	54
Were there any lost time accidents this date? (If yes attach copy of OSHA report)	Yes		No X	Previous Cumulative Work Hours (See Previous Report)	3297
				Total Cumulative Work Hours to Date	3351

List of Actions taken today / Inspections conducted.

Equipment / material received today to be incorporated in job. None

Equipment on job site today, including number of hours used today.

Remarks: Mag & dig at Area I – airstrip. Started on grids around the target area investigated earlier in the project. 2 teams doing mag & dig. 2 grids completed, 2 grids half done. 123 – scrap metal, 6 – MEC scrap (3 were heavy frag).

Superintendent/SUXOS: Date: 11/3/06

TETRA TECH EC, INC.

DAILY OPERATIONS REPORT – MEC OPERATIONS

(Attach additional sheets if necessary)

Project Number:	8994.0001.0000.00003	**REPORT NUMBER:**	64
Title & Location:	Beaumont Site 1, Beaumont, CA	Date & Time:	11/6/2006
Contractor:	Lockheed Martin Corp.	Weather:	Sunny, high wind, gusts
Superintendent/SUXOS:	Robert Stout		

WORK PREFORMED TODAY

Description:	Employer	No.	Trade	Hours
Mag & dig in Area I - airstrip	TTECI	1	UXO I	10
		1	UXO II	10
		1	UXO III	10
		1	SUXOSO	11
		1	SUXOS	11

JOB SAFETY

Was a Job Safety meeting held this date? (If yes attach copy of minutes)	Yes	X	No		Total Work Hours on Site This Date: 52
Were there any lost time accidents this date? (If yes attach copy of OSHA report)	Yes		No	X	Previous Cumulative Work Hours (See Previous Report): 3351
					Total Cumulative Work Hours to Date: 3403

List of Actions taken today / Inspections conducted.

Equipment / material received today to be incorporated in job. None

Equipment on job site today, including number of hours used today.

Remarks: Mag & dig at Area I – airstrip. 4 grids completed, 85 – scrap metal pieces, 14 – MEC scrap (8 - bomb frag, 6 – 27.5mm frag). Base station was knocked over by wind gusts. Minor damage noted, but still operational.

Superintendent/SUXOS: Date: 11/6/06

TETRA TECH EC, INC.

DAILY OPERATIONS REPORT – MEC OPERATIONS

(Attach additional sheets if necessary)

Project Number:	8994.0001.0000.00003	**REPORT NUMBER:**	65
Title & Location:	Beaumont Site 1, Beaumont, CA	Date & Time:	11/7/2006
Contractor:	Lockheed Martin Corp.	Weather:	Sunny
Superintendent/SUXOS:	Robert Stout		

WORK PREFORMED TODAY

Description:	Employer	No.	Trade	Hours
Mag & dig in Area I - airstrip	TTECI	1	UXO I	10
		1	UXO I	10
		1	UXO II	10
		1	UXO III	10
		1	SUXOSO	11
		1	SUXOS	11

JOB SAFETY

Was a Job Safety meeting held this date? (If yes attach copy of minutes)	Yes	X	No	Total Work Hours on Site This Date	62
Were there any lost time accidents this date? (If yes attach copy of OSHA report)	Yes		No	Previous Cumulative Work Hours (See Previous Report)	3403
				Total Cumulative Work Hours to Date	3465

List of Actions taken today / Inspections conducted.

Equipment / material received today to be incorporated in job. None

Equipment on job site today, including number of hours used today.

Remarks: Mag & dig at Area I – airstrip. 3 grids completed, 75 – scrap metal pieces, 9 – MEC scrap (7- bomb frag, 2 – 27.5mm frag). Walt Hess made note of the space between mag & dig teams in Area I. He said they were spread out too far to be considered one team. I wanted the teams at least 200' apart so as to keep the Vallons from interfering with each other. By putting the teams closer, our quality could be compromised due to the interference. Bob Katiek arrives to augment UXO team.

Superintendent/SUXOS: Date: 11/7/06

TETRA TECH EC, INC.

DAILY OPERATIONS REPORT – MEC OPERATIONS

(Attach additional sheets if necessary)

Project Number: 8994.0001.0000.00003 **REPORT NUMBER:** 66

Title & Location: Beaumont Site 1, Beaumont, CA Date & Time: 11/8/2006

Contractor: Lockheed Martin Corp. Weather: Sunny

Superintendent/SUXOS: Robert Stout

WORK PREFORMED TODAY

Description:	Employer	No.	Trade	Hours
Mag & dig in Area I - airstrip	TTECI	1	UXO I	10
		1	UXO I	10
		1	UXO II	10
		1	UXO III	10
		1	SUXOSO	11
		1	SUXOS	11

Was a Job Safety meeting held this date? Yes X No

(If yes attach copy of minutes)

Were there any lost time accidents this date? Yes No X

(If yes attach copy of OSHA report)

Total Work Hours on Site This Date 62

Previous Cumulative Work Hours 3465

(See Previous Report)

Total Cumulative Work Hours to Date 3527

List of Actions taken today / Inspections conducted.

Equipment / material received today to be incorporated in job. Porta-Potty on trailer for use in the production areas.

Equipment on job site today, including number of hours used today.

Remarks: Mag & dig at Area I – airstrip. 2 grids completed, 42 – scrap metal pieces, 8 – MEC scrap (4- bomb frag, 4 – 27.5mm frag).

Superintendent/SUXOS: Date: 11/8/06

TETRA TECH EC, INC.

DAILY OPERATIONS REPORT – MEC OPERATIONS

(Attach additional sheets if necessary)

Project Number:	8994.0001.0000.00003	**REPORT NUMBER:**	67
Title & Location:	Beaumont Site 1, Beaumont, CA	Date & Time:	11/9/2006
Contractor:	Lockheed Martin Corp.	Weather:	Sunny
Superintendent/SUXOS:	Robert Stout		

WORK PREFORMED TODAY

Description:	Employer	No.	Trade	Hours
Mag & dig in Area I - airstrip	TTECI	1	UXO I	10
		1	UXO I	10
		1	UXO II	10
		1	UXO III	10
		1	SUXOSO	11
		1	SUXOS	12

Was a Job Safety meeting held this date? Yes X No ____ (If yes attach copy of minutes)

Were there any lost time accidents this date? Yes ____ No X (If yes attach copy of OSHA report)

Total Work Hours on Site This Date 63

Previous Cumulative Work Hours (See Previous Report) 3527

Total Cumulative Work Hours to Date 3590

List of Actions taken today / Inspections conducted.

Equipment / material received today to be incorporated in job.

Equipment on job site today, including number of hours used today.

Remarks: Mag & dig at Area I – airstrip. 1 grid completed, 77 – scrap metal pieces, 6 – MEC scrap (4- bomb frag, 2 – 27.5mm frag), 1 – seed item. Tom Villeneauve, TTdiv PM, Lockheed and California Dept. of Toxic Substances personnel onsite for visit.

Superintendent/SUXOS: Date: 11/9/06

TETRA TECH EC, INC.

DAILY OPERATIONS REPORT – MEC OPERATIONS

(Attach additional sheets if necessary)

Project Number: 8994.0001.0000.00003 **REPORT NUMBER:** 68

Title & Location: Beaumont Site 1, Beaumont, CA Date & Time: 11/10/2006

Contractor: Lockheed Martin Corp. Weather: Sunny, high winds

Superintendent/SUXOS: Robert Stout

WORK PREFORMED TODAY

Description:	Employer	No.	Trade	Hours
Mag & dig in Area I - airstrip	TTECI	1	UXO I	10
		1	UXO I	10
		1	UXO II	10
		1	UXO III	10
		1	SUXOSO	11
		1	SUXOS	12

Was a Job Safety meeting held this date? Yes X No

(If yes attach copy of minutes)

Were there any lost time accidents this date? Yes No X

(If yes attach copy of OSHA report)

Total Work Hours on Site This Date 63

Previous Cumulative Work Hours 3590

(See Previous Report)

Total Cumulative Work Hours to Date 3653

List of Actions taken today / Inspections conducted.

Equipment / material received today to be incorporated in job.

Equipment on job site today, including number of hours used today.

Remarks: Mag & dig at Area I – airstrip. 3 grids completed, 135 – scrap metal pieces, 15 – MEC scrap (9 - bomb frag, 6 – 27.5mm frag), 1 – seed item. Located 2 waste oil sites near airstrip. Notified Tetra Tech Div. Photos and GPS coordinates taken on both sites.

Superintendent/SUXOS: Date: 11/10/06

Anthony Ard

TETRA TECH EC, INC.

DAILY OPERATIONS REPORT – MEC OPERATIONS

(Attach additional sheets if necessary)

Project Number:	8994.0001.0000.00003	**REPORT NUMBER:**	69
Title & Location:	Beaumont Site 1, Beaumont, CA	Date & Time:	11/13/2006
Contractor:	Lockheed Martin Corp.	Weather:	Sunny, high winds
Superintendent/SUXOS:	Robert Stout		

WORK PREFORMED TODAY

Description:	Employer	No.	Trade	Hours
Mag & dig in Area I - airstrip	TTECI	1	UXO I	10
		1	UXO II	10
		1	UXO III	10
		1	SUXOSO	11
		1	SUXOS	12

Was a Job Safety meeting held this date? (If yes attach copy of minutes)	Yes	X	No	Total Work Hours on Site This Date	53
Were there any lost time accidents this date? (If yes attach copy of OSHA report)	Yes		No	Previous Cumulative Work Hours (See Previous Report)	3653
				Total Cumulative Work Hours to Date	3706

List of Actions taken today / Inspections conducted.

Equipment / material received today to be incorporated in job.

Equipment on job site today, including number of hours used today.

Remarks: Mag & dig at Area I – airstrip. 4 grids completed, 84 – scrap metal pieces, 10 – MEC scrap (3 - bomb frag, 7 – 27.5mm frag), 1 – seed item. Charles Brewer departs to attend Geo training at RMA.

Superintendent/SUXOS: Date: 11/13/06

TETRA TECH EC, INC.

DAILY OPERATIONS REPORT – MEC OPERATIONS

(Attach additional sheets if necessary)

Project Number:	8994.0001.0000.00003	**REPORT NUMBER:**	70
Title & Location:	Beaumont Site 1, Beaumont, CA	Date & Time:	11/14/2006
Contractor:	Lockheed Martin Corp.	Weather:	Sunny
Superintendent/SUXOS:	Robert Stout		

WORK PREFORMED TODAY

Description:	Employer	No.	Trade	Hours
Mag & dig in Area I - airstrip	TTECI	1	UXO I	10
		1	UXO II	10
		1	UXO III	10
		1	SUXOSO	12
		1	SUXOS	12

Was a Job Safety meeting held this date? (If yes attach copy of minutes)	Yes	X	No	Total Work Hours on Site This Date	54
Were there any lost time accidents this date? (If yes attach copy of OSHA report)	Yes		No	Previous Cumulative Work Hours (See Previous Report)	3706
				Total Cumulative Work Hours to Date	3760

List of Actions taken today / Inspections conducted.

Equipment / material received today to be incorporated in job.

Equipment on job site today, including number of hours used today.

Remarks: Mag & dig at Area I – airstrip. 2 grids completed, 114 – scrap metal pieces, 10– MEC scrap (2 - bomb frag, 8 – 27.5mm frag), 1 – seed item.

Superintendent/SUXOS: Date: 11/14/06

TETRA TECH EC, INC.

DAILY OPERATIONS REPORT – MEC OPERATIONS

(Attach additional sheets if necessary)

Project Number:	8994.0001.0000.00003	**REPORT NUMBER:**	71
Title & Location:	Beaumont Site 1, Beaumont, CA	Date & Time:	11/15/2006
Contractor:	Lockheed Martin Corp.	Weather:	Sunny, windy
Superintendent/SUXOS:	Robert Stout		

WORK PREFORMED TODAY

Description:	Employer	No.	Trade	Hours
Mag & dig in Area I - airstrip	TTECI	1	UXO I	10
		1	UXO II	10
		1	UXO III	10
		1	SUXOSO	12
		1	SUXOS	12

Was a Job Safety meeting held this date? (If yes attach copy of minutes)	Yes	X	No	Total Work Hours on Site This Date	54
Were there any lost time accidents this date? (If yes attach copy of OSHA report)	Yes		No	Previous Cumulative Work Hours (See Previous Report)	3760
				Total Cumulative Work Hours to Date	3814

List of Actions taken today / Inspections conducted.

Equipment / material received today to be incorporated in job.

Equipment on job site today, including number of hours used today.

Remarks: Mag & dig at Area I – airstrip. 4 grids completed, 73 – scrap metal pieces, 6– MEC scrap (2 - bomb frag, 4 – 27.5mm frag).

Superintendent/SUXOS: Date: 11/15/06

TETRA TECH EC, INC.

DAILY OPERATIONS REPORT – MEC OPERATIONS

(Attach additional sheets if necessary)

Project Number:	8994.0001.0000.00003	**REPORT NUMBER:**	72
Title & Location:	Beaumont Site 1, Beaumont, CA	Date & Time:	11/16/2006
Contractor:	Lockheed Martin Corp.	Weather:	Sunny
Superintendent/SUXOS:	Robert Stout		

WORK PREFORMED TODAY

Description:	Employer	No.	Trade	Hours
Mag & dig in Area I - airstrip	TTECI	1	UXO I	10
		1	UXO II	10
		1	UXO III	10
		1	SUXOSO	12
		1	SUXOS	12

Was a Job Safety meeting held this date? (If yes attach copy of minutes)	Yes	X	No	Total Work Hours on Site This Date	54
Were there any lost time accidents this date? (If yes attach copy of OSHA report)	Yes		No	Previous Cumulative Work Hours (See Previous Report)	3814
				Total Cumulative Work Hours to Date	3868

List of Actions taken today / Inspections conducted.

Equipment / material received today to be incorporated in job.

Equipment on job site today, including number of hours used today.

Remarks:. 6 grids completed, 101 – scrap metal pieces, 14– MEC scrap (9 - bomb frag, 5 – 27.5mm frag), 4 seed items found.
Mag & dig at Area I – airstrip is completed.

Superintendent/SUXOS: Date: 11/16/06

TETRA TECH EC, INC.

DAILY OPERATIONS REPORT – MEC OPERATIONS

(Attach additional sheets if necessary)

Project Number:	8994.0001.0000.00003	**REPORT NUMBER:**	73
Title & Location:	Beaumont Site 1, Beaumont, CA	Date & Time:	11/17/2006
Contractor:	Lockheed Martin Corp.	Weather:	Sunny
Superintendent/SUXOS:	Robert Stout		

WORK PREFORMED TODAY

Description:	Employer	No.	Trade	Hours
Prepare equipment for storage.	TTECI	1	UXO I	10
		1	UXO II	10
		1	UXO III	10
		1	SUXOSO	12
		1	SUXOS	12

Was a Job Safety meeting held this date?	Yes	X	No		Total Work Hours on Site This Date: 54
(If yes attach copy of minutes)					
Were there any lost time accidents this date?	Yes		No	X	Previous Cumulative Work Hours: 3868
(If yes attach copy of OSHA report)					(See Previous Report)
					Total Cumulative Work Hours to Date: 3922

List of Actions taken today / Inspections conducted.

Equipment / material received today to be incorporated in job.

Equipment on job site today, including number of hours used today.

Remarks: Packaged up equipment for storage in Tetra Tech Div. annex. CDF hazmat team on site to identify possible waste oil sites.

Superintendent/SUXOS: Date: 11/17/06



TETRA TECH EC, INC.

DAILY OPERATIONS REPORT – MEC OPERATIONS

(Attach additional sheets if necessary)

Project Number:	8994.0001.0000.00003	**REPORT NUMBER:**	74
Title & Location:	Beaumont Site 1, Beaumont, CA	Date & Time:	11/27/2006
Contractor:	Lockheed Martin Corp.	Weather:	Cloudy, slight rain
Superintendent/SUXOS:	Robert Stout		

WORK PREFORMED TODAY

Description:	Employer	No.	Trade	Hours
Stake out, mag & dig in Area I	TTECI	2	UXO I	20
		1	UXO III	10
		1	SUXOSO	12
		1	SUXOS	12

Was a Job Safety meeting held this date? (If yes attach copy of minutes)	Yes	X	No		Total Work Hours on Site This Date: 54
Were there any lost time accidents this date? (If yes attach copy of OSHA report)	Yes		No	X	Previous Cumulative Work Hours (See Previous Report): 3922
					Total Cumulative Work Hours to Date: 3976

List of Actions taken today / Inspections conducted.

Equipment / material received today to be incorporated in job.

Equipment on job site today, including number of hours used today.

Remarks: Staked out area north of suspected target location in Area I. Performed cursory search around area with the Vallon. Found 42 pieces of scrap metal and small arms casings of various calibers left by hunters.

Superintendent/SUXOS: Date: 11/27/06

TETRA TECH EC, INC.

DAILY OPERATIONS REPORT – MEC OPERATIONS

(Attach additional sheets if necessary)

Project Number:	8994.0001.0000.00003	**REPORT NUMBER:**	75
Title & Location:	Beaumont Site 1, Beaumont, CA	Date & Time:	11/28/2006
Contractor:	Lockheed Martin Corp.	Weather:	Cloudy
Superintendent/SUXOS:	Robert Stout		

WORK PREFORMED TODAY

Description:	Employer	No.	Trade	Hours
Mag & dig transects in Area I.	TTECI	2	UXO I	14
		1	UXO III	10
		1	SUXOSO	12
		1	SUXOS	12

Was a Job Safety meeting held this date? (If yes attach copy of minutes)	Yes	X	No		Total Work Hours on Site This Date: 48
Were there any lost time accidents this date? (If yes attach copy of OSHA report)	Yes		No	X	Previous Cumulative Work Hours (See Previous Report): 3976
					Total Cumulative Work Hours to Date: 4024

List of Actions taken today / Inspections conducted.

Equipment / material received today to be incorporated in job.

Equipment on job site today, including number of hours used today.

Remarks: Started transects on hill north of airstrip in Area I. Completed 5. Found 4 pieces of scrap metal. Bob Katick departs site.

Superintendent/SUXOS: Date: 11/28/06

TETRA TECH EC, INC.

DAILY OPERATIONS REPORT – MEC OPERATIONS

(Attach additional sheets if necessary)

Project Number:	8994.0001.0000.00003	**REPORT NUMBER:**	76
Title & Location:	Beaumont Site 1, Beaumont, CA	Date & Time:	11/29/2006
Contractor:	Lockheed Martin Corp.	Weather:	Cloudy, winds
Superintendent/SUXOS:	Robert Stout		

WORK PREFORMED TODAY

Description:	Employer	No.	Trade	Hours
Prepare equipment for de-mil operation	TTECI	1	UXO I	10
		1	UXO III	10
		1	SUXOSO	10
		1	SUXOS	11

Was a Job Safety meeting held this date? (If yes attach copy of minutes)	Yes	X	No		Total Work Hours on Site This Date: 41
Were there any lost time accidents this date? (If yes attach copy of OSHA report)	Yes		No	X	Previous Cumulative Work Hours (See Previous Report): 4024
					Total Cumulative Work Hours to Date: 4065

List of Actions taken today / Inspections conducted.

Equipment / material received today to be incorporated in job.

Equipment on job site today, including number of hours used today.

Remarks:

Superintendent/SUXOS: Date: 11/29/06

TETRA TECH EC, INC.

DAILY OPERATIONS REPORT – MEC OPERATIONS

(Attach additional sheets if necessary)

Project Number:	8994.0001.0000.00003	**REPORT NUMBER:**	77
Title & Location:	Beaumont Site 1, Beaumont, CA	Date & Time:	11/30/2006
Contractor:	Lockheed Martin Corp.	Weather:	Sunny, high winds
Superintendent/SUXOS:	Robert Stout		

WORK PREFORMED TODAY

Description:	Employer	No.	Trade	Hours
Mag & dig in Area I. Preperations for de-mil.	TTECI	1	UXO I	10
Vallon search of MWD berm		1	UXO III	10
		1	SUXOSO	10
		1	SUXOS	11

Was a Job Safety meeting held this date? (If yes attach copy of minutes)	Yes	X	No		Total Work Hours on Site This Date: 41
Were there any lost time accidents this date? (If yes attach copy of OSHA report)	Yes		No	X	Previous Cumulative Work Hours (See Previous Report): 4065
					Total Cumulative Work Hours to Date: 4106

List of Actions taken today / Inspections conducted.

Equipment / material received today to be incorporated in job.

Equipment on job site today, including number of hours used today.

Remarks: Completed transects in Area I, 5 transects done, 1 – piece of bomb frag, 15 – scrap metal. Prepare for de-mil operations. Conducted a Vallon search using the big search head on the MWD berm. Detected 3 strong and 10 slight anomalies.

Superintendent/SUXOS: Date: 11/30/06

TETRA TECH EC, INC.

DAILY OPERATIONS REPORT – MEC OPERATIONS

(Attach additional sheets if necessary)

Project Number:	8994.0001.0000.00003	**REPORT NUMBER:**	78
Title & Location:	Beaumont Site 1, Beaumont, CA	Date & Time:	12/1/2006
Contractor:	Lockheed Martin Corp.	Weather:	Sunny, high winds
Superintendent/SUXOS:	Robert Stout		

WORK PREFORMED TODAY

Description:	Employer	No.	Trade	Hours
. Preperations for de-mil. Excavation of possible	TTECI	1	UXO I	10
Target pad in Area I.		1	UXO III	10
		1	SUXOSO	11
		1	SUXOS	11

Was a Job Safety meeting held this date? (If yes attach copy of minutes)	Yes	X	No		Total Work Hours on Site This Date: 42
Were there any lost time accidents this date? (If yes attach copy of OSHA report)	Yes		No	X	Previous Cumulative Work Hours (See Previous Report): 4106
					Total Cumulative Work Hours to Date: 4148

List of Actions taken today / Inspections conducted.

Equipment / material received today to be incorporated in job. Back hoe

Equipment on job site today, including number of hours used today. Back hoe, 3 hrs.

Remarks: Reconfigured and tested de-mill set up. Started excavation of concrete pad in Area I with back-hoe.

Superintendent/SUXOS: Date: 12/1/06

TETRA TECH EC, INC.

DAILY OPERATIONS REPORT – MEC OPERATIONS

(Attach additional sheets if necessary)

Project Number:	8994.0001.0000.00003	**REPORT NUMBER:**	79
Title & Location:	Beaumont Site 1, Beaumont, CA	Date & Time:	12/4/2006
Contractor:	Lockheed Martin Corp.	Weather:	Sunny, high winds
Superintendent/SUXOS:	Robert Stout		

WORK PREFORMED TODAY

Description:	Employer	No.	Trade	Hours
Continue excavation of target area	TTECI	1	UXO I	10
		1	UXO II	10
		1	UXO III	10
		1	SUXOSO	11
		1	SUXOS	11

Was a Job Safety meeting held this date? Yes X No ____
(If yes attach copy of minutes)

Were there any lost time accidents this date? Yes ____ No X
(If yes attach copy of OSHA report)

Total Work Hours on Site This Date 52

Previous Cumulative Work Hours 4148
(See Previous Report)

Total Cumulative Work Hours to Date 4200

List of Actions taken today / Inspections conducted.

Equipment / material received today to be incorporated in job.

Equipment on job site today, including number of hours used today. Back hoe, 8 hours

Remarks: Continued excavation of concrete pad in Area I with back-hoe. Uncovered 2 concrete slabs. They appeared to be the targets used for the projectiles with numerous impact points. 18 pieces of MEC scrap found: 4 – 27.5mm base pieces, 1 – partial penetrator, 1 – nose piece, 12 – small frag. Tested one base piece with the Exspray kit. Item had a slight trace of HE present. Sky Henning on site as UXO Tech II.

Superintendent/SUXOS:

Date: 12/4/06

TETRA TECH EC, INC.

DAILY OPERATIONS REPORT – MEC OPERATIONS

(Attach additional sheets if necessary)

Project Number: 8994.0001.0000.00003 **REPORT NUMBER:** 80

Title & Location: Beaumont Site 1, Beaumont, CA Date & Time: 12/5/2006

Contractor: Lockheed Martin Corp. Weather: Sunny

Superintendent/SUXOS: Robert Stout

WORK PREFORMED TODAY

Description:	Employer	No.	Trade	Hours
Continue excavation of target area	TTECI	1	UXO I	16
Mag & dig of area around concrete targets.		1	UXO II	10
		1	UXO III	10
		1	SUXOSO	11
		1	SUXOS	16

Was a Job Safety meeting held this date? Yes X No ____ Total Work Hours on Site This Date 63

(If yes attach copy of minutes)

Were there any lost time accidents this date? Yes ____ No X Previous Cumulative Work Hours 4200

(If yes attach copy of OSHA report) (See Previous Report)

Total Cumulative Work Hours to Date 4263

List of Actions taken today / Inspections conducted.

Equipment / material received today to be incorporated in job.

Equipment on job site today, including number of hours used today. Back hoe, 8 hours

Remarks: Continued excavation of concrete pad in Area I with back-hoe. Uncovered 2 concrete slabs. They appeared to be the targets used for the projectiles with numerous impact points. 14 pieces of MEC scrap found: 4– 27.5mm base pieces, 7– penetrator pieces(2- complete, 5-incomplete), 3 – nose pieces (1- non-ferrous), 12 – small frag, 4 – 27.5mm projectiles found. Riverside Co. Sheriff Hazardous Device Team notified. Crew stood overnight watch on projectiles. Tested a base piece with the Exspray kit. Item had a slight trace of HE present.

Superintendent/SUXOS: Date: 12/5/06

TETRA TECH EC, INC.

DAILY OPERATIONS REPORT – MEC OPERATIONS

(Attach additional sheets if necessary)

Project Number: 8994.0001.0000.00003 **REPORT NUMBER:** 81

Title & Location: Beaumont Site 1, Beaumont, CA Date & Time: 12/6/2006

Contractor: Lockheed Martin Corp. Weather: Sunny

Superintendent/SUXOS: Robert Stout

WORK PREFORMED TODAY

Description:	Employer	No.	Trade	Hours
Disposal of 4 – 27.5mm projectiles	TTECI	1	UXO I	10
Elevation study of Area I firing range.		1	UXO II	16
		1	UXO III	16
		1	SUXOSO	11
		1	SUXOS	11

Was a Job Safety meeting held this date? Yes X No

(If yes attach copy of minutes)

Were there any lost time accidents this date? Yes No X

(If yes attach copy of OSHA report)

Total Work Hours on Site This Date 64

Previous Cumulative Work Hours 4263

(See Previous Report)

Total Cumulative Work Hours to Date 4327

List of Actions taken today / Inspections conducted.

Equipment / material received today to be incorporated in job.

Equipment on job site today, including number of hours used today. Back hoe, 8 hours

Remarks: Disposed of 4 – 27mm projectiles found on 12/5/06. Riverside Co. Sheriff HDT responded. Projectiles turned out to be inert. Did elevation study of possible firing line extending from south to north on the Area I airstrip.

Superintendent/SUXOS: Date: 12/6/06

TETRA TECH EC, INC.

DAILY OPERATIONS REPORT – MEC OPERATIONS

(Attach additional sheets if necessary)

Project Number: 8994.0001.0000.00003 **REPORT NUMBER:** 82

Title & Location: Beaumont Site 1, Beaumont, CA Date & Time: 12/7/2006

Contractor: Lockheed Martin Corp. Weather: Sunny

Superintendent/SUXOS: Robert Stout

WORK PREFORMED TODAY

Description:	Employer	No.	Trade	Hours
MEC scrap de-mil	TTECI	1	UXO I	10
		1	UXO II	10
		1	UXO III	10
		1	SUXOSO	11
		1	SUXOS	11

Was a Job Safety meeting held this date? Yes X No

(If yes attach copy of minutes)

Were there any lost time accidents this date? Yes No X

(If yes attach copy of OSHA report)

Total Work Hours on Site This Date 52

Previous Cumulative Work Hours 4327

(See Previous Report)

Total Cumulative Work Hours to Date 4379

List of Actions taken today / Inspections conducted.

Equipment / material received today to be incorporated in job.

Equipment on job site today, including number of hours used today. Back hoe, 5 hours

Remarks: Located a possible target berm on a hillside north of the airstrip. Did a characterization survey of the berm. Located 7 anomolies in front of the berm. Found a possible target in a streambed near the berm. It was flat sheet metal that had several holes that appeared to be made by a projectile approx. the size of 27.5mm.
De-milled 7 pieces of MEC scrap.

Superintendent/SUXOS: Date: 12/7/06

TETRA TECH EC, INC.

DAILY OPERATIONS REPORT – MEC OPERATIONS

(Attach additional sheets if necessary)

Project Number:	8994.0001.0000.00003	REPORT NUMBER:	82
Title & Location:	Beaumont Site 1, Beaumont, CA	Date & Time:	12/7/2006
Contractor:	Lockheed Martin Corp.	Weather:	Sunny
Superintendent/SUXOS:	Robert Stout		

WORK PREFORMED TODAY

Description:	Employer	No.	Trade	Hours
MEC scrap de-mil	TTECI	1	UXO I	10
		1	UXO II	10
		1	UXO III	10
		1	SUXOSO	11
		1	SUXOS	11

Was a Job Safety meeting held this date? (If yes attach copy of minutes)	Yes	X	No	Total Work Hours on Site This Date	52
Were there any lost time accidents this date? (If yes attach copy of OSHA report)	Yes		No	Previous Cumulative Work Hours (See Previous Report)	4327
				Total Cumulative Work Hours to Date	4379

List of Actions taken today / Inspections conducted.

Equipment / material received today to be incorporated in job.

Equipment on job site today, including number of hours used today. Back hoe, 5 hours

Remarks: Located a possible target berm on a hillside north of the airstrip. Did a characterization survey of the berm. Located 7 anomolies in front of the berm. Found a possible target in a streambed near the berm. It was flat sheet metal that had several holes that appeared to be made by a projectile approx. the size of 27.5mm.
De-milled 7 pieces of MEC scrap.

Superintendent/SUXOS: Date: 12/7/06



TETRA TECH EC, INC.

DAILY OPERATIONS REPORT – MEC OPERATIONS

(Attach additional sheets if necessary)

Project Number:	6994.0001.0000.00003	REPORT NUMBER:	83
Title & Location:	Beaumont Site 1, Beaumont, CA	Date & Time:	12/10/2006
Contractor:	Lockheed Martin Corp.	Weather:	Sunny
Superintendent/SUXOS:	Robert Stout		

WORK PREFORMED TODAY

Description:	Employer	No.	Trade	Hours
Supplemental Work Plan Review	TTECI	1	UXO I	8
Soil Sampling Training		1	UXO II	8
Return equipment to TT Div. annex		1	UXO III	8
		1	SUXOSO	10
		1	SUXOS	10

Was a Job Safety meeting held this date? Yes X No ____ (If yes attach copy of minutes)

Were there any lost time accidents this date? Yes ____ No X (If yes attach copy of OSHA report)

Total Work Hours on Site This Date 44

Previous Cumulative Work Hours 4379 (See Previous Report)

Total Cumulative Work Hours to Date 4423

List of Actions taken today / Inspections conducted.

Equipment / material received today to be incorporated in job.

Equipment on job site today, including number of hours used today.

Remarks: Reviewed the new supplement to the work plan. Went over the soil sampling SOP to familiarize site personnel on pre/post detonation soil sampling procedures. Prepared equipment for storage in San Bernardino annex.

Superintendent/SUXOS: Date: 12/10/06

TETRA TECH EC, INC.

DAILY OPERATIONS REPORT – MEC OPERATIONS

(Attach additional sheets if necessary)

Project Number:	8994 0001 0000 00003	REPORT NUMBER:	84
Title & Location:	Beaumont Site 1, Beaumont, CA	Date & Time:	12/11/2006
Contractor:	Lockheed Martin Corp.	Weather:	Sunny
Superintendent/SUXOS:	Robert Stout		

WORK PREFORMED TODAY

Description:	Employer	No.	Trade	Hours
Staking grid corners in Area A.	TTECI	1	UXO I	10
		1	UXO II	10
		1	UXO III	10
		1	SUXOSO	11
		1	SUXOS	12

Was a Job Safety meeting held this date?	Yes	X	No	Total Work Hours on Site This Date	53
(If yes attach copy of minutes)					
Were there any lost time accidents this date?	Yes		No	Previous Cumulative Work Hours	4420
(If yes attach copy of OSHA report)				(See Previous Report)	
				Total Cumulative Work Hours to Date	4473

List of Actions taken today / Inspections conducted.

Equipment / material received today to be incorporated in job.

Equipment on job site today, including number of hours used today.

Remarks: 37 grid corners staked in, 7 corners were unable to be staked due to falling into the streambed. The corners were offset.

Superintendent/SUXOS: Date: 12/11/06

TETRA TECH EC, INC.

DAILY OPERATIONS REPORT – MEC OPERATIONS

(Attach additional sheets if necessary)

Project Number:	8994.0001.0000.00003	REPORT NUMBER:	45
Title & Location:	Beaumont Site 1, Beaumont, CA	Date & Time:	12/12/2006
Contractor:	Lockheed Martin Corp.	Weather:	Sunny
Superintendent/SUXOS:	Robert Stout		

WORK PREFORMED TODAY

Description:	Employer	No.	Trade	Hours
Staking grid corners in Area A.	TTECH	1	UXO I	10
		1	UXO II	10
		1	UXO III	10
		1	SUXOSO	11
		1	SUXOS	12

Was a Job Safety meeting held this date?	Yes	X	No	Total Work Hours on Site This Date	53
(If yes attach copy of minutes)					
Were there any lost time accidents this date?	Yes		No	Previous Cumulative Work Hours	4476
(if yes attach copy of OSHA report)			X	(See Previous Report)	
				Total Cumulative Work Hours to Date	4529

List of Actions taken today / Inspections conducted.

Equipment / material received today to be incorporated in job.

Equipment on job site today, including number of hours used today.

Remarks: 57 grid corners staked in, 15 corners were unable to be staked due to falling into the streambed. The corners were offset.

Superintendent/SUXOS: Date: 12/12/06

TETRA TECH EC, INC.

DAILY OPERATIONS REPORT – MEC OPERATIONS

(Attach additional sheets if necessary)

Project Number: 8994.0001.0000.00003 **REPORT NUMBER:** 86

Title & Location: Beaumont Site 1, Beaumont, CA Date & Time: 12/13/2006

Contractor: Lockheed Martin Corp. Weather: Sunny

Superintendent/SUXOS: Robert Stout

WORK PREFORMED TODAY

Description:	Employer	No.	Trade	Hours
Staking grid corners in Area A.	TTECI	1	UXO I	10
		1	UXO II	10
		1	UXO III	10
		1	SUXOSO	11
		1	SUXOS	12

Was a Job Safety meeting held this date? Yes X No

(If yes attach copy of minutes)

Were there any lost time accidents this date? Yes No X

(If yes attach copy of OSHA report)

Total Work Hours on Site This Date 53

Previous Cumulative Work Hours 4529

(See Previous Report)

Total Cumulative Work Hours to Date 4582

List of Actions taken today / Inspections conducted.

Equipment / material received today to be incorporated in job.

Equipment on job site today, including number of hours used today.

Remarks: Completed staking grids in Area A. Test operated equipment to be used in vegetation removal in Area A.

Superintendent/SUXOS: Date: 12/13/06

TETRA TECH EC, INC.

DAILY OPERATIONS REPORT – MEC OPERATIONS

(Attach additional sheets if necessary)

Project Number: 8994.0001.0000.00003
REPORT NUMBER: 87

Title & Location: Beaumont Site 1, Beaumont, CA
Date & Time: 12/14/2006

Contractor: Lockheed Martin Corp.
Weather: Sunny

Superintendent/SUXOS: Robert Stout

WORK PREFORMED TODAY

Description:	Employer	No.	Trade	Hours
Vegetation removal in Area A.	TTECI	1	UXO I	8
		1	UXO II	8
		1	UXO III	8
		1	SUXOSO	8
		1	SUXOS	8

Was a Job Safety meeting held this date? Yes X No
(If yes attach copy of minutes)

Were there any lost time accidents this date? Yes No X
(If yes attach copy of OSHA report)

Total Work Hours on Site This Date 45

Previous Cumulative Work Hours 4582
(See Previous Report)

Total Cumulative Work Hours to Date 4626

List of Actions taken today / Inspections conducted.

Equipment / material received today to be incorporated in job.

Equipment on job site today, including number of hours used today.

Remarks: Pulled 12 small trees down by truck and line in Area A.

Superintendent/SUXOS:

Date: 12/14/06

TETRA TECH EC, INC.

DAILY OPERATIONS REPORT – MEC OPERATIONS

(Attach additional sheets if necessary)

Project Number: 8994.0001.0000.00003 **REPORT NUMBER:** 88

Title & Location: Beaumont Site 1, Beaumont, CA Date & Time: 12/18/2006

Contractor: Lockheed Martin Corp. Weather: Sunny

Superintendent/SUXOS: Robert Stout

WORK PREFORMED TODAY

Description:	Employer	No.	Trade	Hours
Vegetation removal in Area A.	TTECI	1	UXO I	10
		1	UXO II	10
		1	UXO III	10
		1	SUXOSO	12
		1	SUXOS	12

Was a Job Safety meeting held this date? Yes X No

(If yes attach copy of minutes)

Were there any lost time accidents this date? Yes No X

(If yes attach copy of OSHA report)

Total Work Hours on Site This Date 54

Previous Cumulative Work Hours 4626

(See Previous Report)

Total Cumulative Work Hours to Date 4680

List of Actions taken today / Inspections conducted.

Equipment / material received today to be incorporated in job.

Equipment on job site today, including number of hours used today.

Remarks: Removed 15 small trees with truck and line. Started vegetation removal on the south end of Area A. Completed 4 grids.

Superintendent/SUXOS: Date: 12/18/06

TETRA TECH EC, INC.

DAILY OPERATIONS REPORT – MEC OPERATIONS

(Attach additional sheets if necessary)

Project Number: 8994.0001.0000.00003 **REPORT NUMBER:** 89

Title & Location: Beaumont Site 1, Beaumont, CA Date & Time: 12/19/2006

Contractor: Lockheed Martin Corp. Weather: Sunny

Superintendent/SUXOS: Robert Stout

WORK PREFORMED TODAY

Description:	Employer	No.	Trade	Hours
Vegetation removal in Area A.	TTECI	1	UXO I	10
		1	UXO II	10
		1	UXO III	10
		1	SUXOSO	12
		1	SUXOS	12

Was a Job Safety meeting held this date? Yes X No

(If yes attach copy of minutes)

Were there any lost time accidents this date? Yes No X

(If yes attach copy of OSHA report)

Total Work Hours on Site This Date 54

Previous Cumulative Work Hours 4680

(See Previous Report)

Total Cumulative Work Hours to Date 4734

List of Actions taken today / Inspections conducted.

Equipment / material received today to be incorporated in job.

Equipment on job site today, including number of hours used today.

Remarks: Completed vegetation removal in Area A

Superintendent/SUXOS: Date: 12/19/06

TETRA TECH EC, INC.

DAILY OPERATIONS REPORT – MEC OPERATIONS

(Attach additional sheets if necessary)

Project Number:	8994.0001.0000.00003	**REPORT NUMBER:**	90
Title & Location:	Beaumont Site 1, Beaumont, CA	Date & Time:	12/20/2006
Contractor:	Lockheed Martin Corp.	Weather:	Sunny
Superintendent/SUXOS:	Robert Stout		

WORK PREFORMED TODAY

Description:	Employer	No.	Trade	Hours
Scrap metal removal in Area A.	TTECI	1	UXO I	10
		1	UXO II	10
		1	UXO III	10
		1	SUXOSO	10
		1	SUXOS	10

Was a Job Safety meeting held this date?	Yes	X	No	Total Work Hours on Site This Date	50
(If yes attach copy of minutes)					
Were there any lost time accidents this date?	Yes		No	Previous Cumulative Work Hours	4734
(If yes attach copy of OSHA report)			X	(See Previous Report)	
				Total Cumulative Work Hours to Date	4784

List of Actions taken today / Inspections conducted.

Equipment / material received today to be incorporated in job.

Equipment on job site today, including number of hours used today.

Remarks: Started removing surface metal in Area A. Completed approx. 1/3 of surface area.

Superintendent/SUXOS: Date: 12/20/06

TETRA TECH EC, INC.

DAILY OPERATIONS REPORT – MEC OPERATIONS

(Attach additional sheets if necessary)

Project Number:	8994.0001.0000.00003	**REPORT NUMBER:**	91
Title & Location:	Beaumont Site 1, Beaumont, CA	Date & Time:	1/3/2007
Contractor:	Lockheed Martin Corp.	Weather:	Sunny
Superintendent/SUXOS:	Robert Stout		

WORK PREFORMED TODAY

Description:	Employer	No.	Trade	Hours
Site set up for next phase of project.	TTECI	1	UXO I	10
		1	UXO II	10
		1	UXO III	10
		1	SUXOSO	12
		1	SUXOS	12

Was a Job Safety meeting held this date? (If yes attach copy of minutes)	Yes	X	No	Total Work Hours on Site This Date	54
Were there any lost time accidents this date? (If yes attach copy of OSHA report)	Yes		No	Previous Cumulative Work Hours (See Previous Report)	4784
				Total Cumulative Work Hours to Date	4838

List of Actions taken today / Inspections conducted.

Equipment / material received today to be incorporated in job.

Equipment on job site today, including number of hours used today.

Remarks: Started getting logistical and security elements in place for next phase of project. Charles Brewer departs. Scott Eason on site for replacement. Gave Scott site and health and safety brief.

Superintendent/SUXOS: Date: 1/3/07

TETRA TECH EC, INC.

DAILY OPERATIONS REPORT – MEC OPERATIONS

(Attach additional sheets if necessary)

Project Number:	8994.0001.0000.00003	**REPORT NUMBER:**	93
Title & Location:	Beaumont Site 1, Beaumont, CA	Date & Time:	1/5/2007
Contractor:	Lockheed Martin Corp.	Weather:	Sunny
Superintendent/SUXOS:	Robert Stout		

WORK PREFORMED TODAY

Description:	Employer	No.	Trade	Hours
Magazine placement.	TTECI	1	UXO I	10
Assemble and test VTA		1	UXO II	10
		1	UXO III	10
		1	SUXOSO	11
		1	SUXOS	11

Was a Job Safety meeting held this date? Yes X No ____
(If yes attach copy of minutes)

Were there any lost time accidents this date? Yes ____ No X
(If yes attach copy of OSHA report)

Total Work Hours on Site This Date 52

Previous Cumulative Work Hours 4890
(See Previous Report)

Total Cumulative Work Hours to Date 4942

List of Actions taken today / Inspections conducted.

Equipment / material received today to be incorporated in job.

Equipment on job site today, including number of hours used today. Forklift, 7 hours

Remarks: Completed set-up of magazine area. Man portable EM61 assembled and tested at test grid. VTA was taken to Area A for further testing in production area.

Superintendent/SUXOS: Date: 1/5/07

TETRA TECH EC, INC.

DAILY OPERATIONS REPORT – MEC OPERATIONS

(Attach additional sheets if necessary)

Project Number:	8994.0001.0000.00003	**REPORT NUMBER:**	92
Title & Location:	Beaumont Site 1, Beaumont, CA	Date & Time:	1/4/2007
Contractor:	Lockheed Martin Corp.	Weather:	Sunny
Superintendent/SUXOS:	Robert Stout		

WORK PREFORMED TODAY

Description:	Employer	No.	Trade	Hours
Magazine placement.	TTECI	1	UXO I	10
Assemble and test VTA		1	UXO II	10
		1	UXO III	10
		1	SUXOSO	11
		1	SUXOS	11

Was a Job Safety meeting held this date? (If yes attach copy of minutes)	Yes	X	No	Total Work Hours on Site This Date	52
Were there any lost time accidents this date? (If yes attach copy of OSHA report)	Yes		No	Previous Cumulative Work Hours (See Previous Report)	4838
				Total Cumulative Work Hours to Date	4890

List of Actions taken today / Inspections conducted.

Equipment / material received today to be incorporated in job. Explosive storage magazine, Vehicle Towed Array, Forklift

Equipment on job site today, including number of hours used today. Forklift, 7 hours

Remarks: Started set-up of magazine area. Ecology blocks arrived. Explosive storage magazine and Vehicle Towed Array (VTA) arrived. VTA was assembled and tested on the site test bed. Riverside Co. Sheriff and health Dept. arrived to see site where magazine will be placed.

Superintendent/SUXOS: Date: 1/4/07

TETRA TECH EC, INC.

DAILY OPERATIONS REPORT – MEC OPERATIONS

(Attach additional sheets if necessary)

Project Number:	8994.0001.0000.00003	**REPORT NUMBER:**	98
Title & Location:	Beaumont Site 1, Beaumont, CA	Date & Time:	1/12/2007
Contractor:	Lockheed Martin Corp.	Weather:	Snow, Cloudy
Superintendent/SUXOS:	Robert Stout		

WORK PREFORMED TODAY

Description:	Employer	No.	Trade	Hours
Geophysical mapping in Area A.	TTECI	2	UXO I	20
Reacquire and intrusive operations in Area A.		2	UXO II	20
		2	UXO III	20
		1	SUXOSO	11
		1	SUXOS	11

Was a Job Safety meeting held this date? Yes X No ____ (If yes attach copy of minutes)

Were there any lost time accidents this date? Yes ____ No X (If yes attach copy of OSHA report)

Total Work Hours on Site This Date 82

Previous Cumulative Work Hours (See Previous Report) 5271

Total Cumulative Work Hours to Date 5353

List of Actions taken today / Inspections conducted.

Equipment / material received today to be incorporated in job. Sandbags

Equipment on job site today, including number of hours used today. Forklift, 1 hour, VTA, 8 hrs.

Remarks: Continue geophysical mapping in Area A, 47 grids completed. Continue reacquire and intrusive investigation in Area A. Grid G3 completed, 31 targets investigated, 26 – scrap metal, 2 – no finds, 2 – MEC scrap, 1 – QC seed item. Start Grid G4.

Superintendent/SUXOS: Date: 1/12/07

TETRA TECH EC, INC.

DAILY OPERATIONS REPORT – MEC OPERATIONS

(Attach additional sheets if necessary)

Project Number:	8994.0001.0000.00003	**REPORT NUMBER:**	97
Title & Location:	Beaumont Site 1, Beaumont, CA	Date & Time:	1/11/2007
Contractor:	Lockheed Martin Corp.	Weather:	Cold, Cloudy
Superintendent/SUXOS:	Robert Stout		

WORK PREFORMED TODAY

Description:	Employer	No.	Trade	Hours
Geophysical mapping in Area A.	TTECI	2	UXO I	20
Reacquire and intrusive operations in Area A.		2	UXO II	20
		2	UXO III	20
		1	SUXOSO	11
		1	SUXOS	11

Was a Job Safety meeting held this date? (If yes attach copy of minutes)	Yes	X	No	Total Work Hours on Site This Date	82
Were there any lost time accidents this date? (If yes attach copy of OSHA report)	Yes		No	Previous Cumulative Work Hours (See Previous Report)	5189
				Total Cumulative Work Hours to Date	5271

List of Actions taken today / Inspections conducted.

Equipment / material received today to be incorporated in job.

Equipment on job site today, including number of hours used today. VTA, 8 hrs

Remarks: Continue geophysical mapping in Area A. Start reacquire and intrusive investigation in Area A.

Grid breakdown:

G1 – 15, 1 – no find, 14 – metal waste

G2 – 42, 1 – QA seed item, 2 – no finds, 39 – metal waste

Riverside County Health Dept. inspected magazine area. Issued Permit.

Superintendent/SUXOS: Date: 1/11/07

TETRA TECH EC, INC.

DAILY OPERATIONS REPORT – MEC OPERATIONS

(Attach additional sheets if necessary)

Project Number:	8994.0001.0000.00003	**REPORT NUMBER:**	96
Title & Location:	Beaumont Site 1, Beaumont, CA	Date & Time:	1/10/2007
Contractor:	Lockheed Martin Corp.	Weather:	Sunny
Superintendent/SUXOS:	Robert Stout		

WORK PREFORMED TODAY

Description:	Employer	No.	Trade	Hours
Geophysical mapping in Area A.	TTECI	2	UXO I	20
		2	UXO II	20
		2	UXO III	20
		1	SUXOSO	11
		1	SUXOS	11

Was a Job Safety meeting held this date? (If yes attach copy of minutes)	Yes	X	No	Total Work Hours on Site This Date	82
Were there any lost time accidents this date? (If yes attach copy of OSHA report)	Yes		No	Previous Cumulative Work Hours (See Previous Report)	5107
				Total Cumulative Work Hours to Date	5189

List of Actions taken today / Inspections conducted.

Equipment / material received today to be incorporated in job.

Equipment on job site today, including number of hours used today. VTA, 8 hrs.

Remarks: Continue geophysical mapping in Area A. Rod Ressell arrives for inclusion into the UXO team.

Superintendent/SUXOS: Date: 1/10/07

TETRA TECH EC, INC.

DAILY OPERATIONS REPORT – MEC OPERATIONS

(Attach additional sheets if necessary)

Project Number:	8994.0001.0000.00003	**REPORT NUMBER:**	94
Title & Location:	Beaumont Site 1, Beaumont, CA	Date & Time:	1/8/2007
Contractor:	Lockheed Martin Corp.	Weather:	Sunny
Superintendent/SUXOS:	Robert Stout		

WORK PREFORMED TODAY

Description:	Employer	No.	Trade	Hours
Grounding installation on magazine	TTECI	1	UXO I	10
Geophysical mapping with the VTA in Area A		1	UXO II	10
		1	UXO III	10
		1	SUXOSO	11

Was a Job Safety meeting held this date? (If yes attach copy of minutes)	Yes	X	No		Total Work Hours on Site This Date: 41
Were there any lost time accidents this date? (If yes attach copy of OSHA report)	Yes		No	X	Previous Cumulative Work Hours (See Previous Report): 4942
					Total Cumulative Work Hours to Date: 4983

List of Actions taken today / Inspections conducted.

Equipment / material received today to be incorporated in job.

Equipment on job site today, including number of hours used today. VTA, 8 hrs.

Remarks: Grounding installed on explosive storage magazine. Storage container for VTA arrives. Continue mapping in Area A.

Superintendent/SUXOS: Date: 1/8/07

TETRA TECH EC, INC.

DAILY OPERATIONS REPORT – MEC OPERATIONS

(Attach additional sheets if necessary)

Project Number:	8994.0001.0000.00003	**REPORT NUMBER:**	95
Title & Location:	Beaumont Site 1, Beaumont, CA	Date & Time:	1/9/2007
Contractor:	Lockheed Martin Corp.	Weather:	Sunny
Superintendent/SUXOS:	Robert Stout		

WORK PREFORMED TODAY

Description:	Employer	No.	Trade	Hours
Geophysical mapping in Area A.	TTECI	1	UXO I	10
		1	UXO II	10
		1	UXO III	10
		1	SUXOSO	11
		1	SUXOS	11

Was a Job Safety meeting held this date?	Yes	X	No		Total Work Hours on Site This Date: 52
(If yes attach copy of minutes)					
Were there any lost time accidents this date?	Yes		No	X	Previous Cumulative Work Hours: 4983
(If yes attach copy of OSHA report)					(See Previous Report)
					Total Cumulative Work Hours to Date: 5035

List of Actions taken today / Inspections conducted.

Equipment / material received today to be incorporated in job.

Equipment on job site today, including number of hours used today. VTA, 8 hrs.

Remarks: Continue geophysical mapping in Area A. James Rossi and Charles Dumars arrive for inclusion into the UXO team.

Superintendent/SUXOS: Date: 1/9/07

TETRA TECH EC, INC.

DAILY OPERATIONS REPORT – MEC OPERATIONS

(Attach additional sheets if necessary)

Project Number:	8516.0003.0000.00000	**REPORT NUMBER:**	99
Title & Location:	Beaumont Site 1, Beaumont, CA	Date & Time:	1/15/2007
Contractor:	Lockheed Martin Corp.	Weather:	Cold, windy
Superintendent/SUXOS:	Robert Stout		

WORK PREFORMED TODAY

Description:	Employer	No.	Trade	Hours
Geophysical mapping in Area A.	TTECI	2	UXO I	20
Reacquire and intrusive operations in Area A.		2	UXO II	20
		2	UXO III	20
		1	SUXOSO	11
		1	SUXOS	11

Was a Job Safety meeting held this date? (If yes attach copy of minutes)	Yes	X	No	Total Work Hours on Site This Date	82
Were there any lost time accidents this date? (If yes attach copy of OSHA report)	Yes		No	Previous Cumulative Work Hours (See Previous Report)	5353
				Total Cumulative Work Hours to Date	5435

List of Actions taken today / Inspections conducted.

Equipment / material received today to be incorporated in job.

Equipment on job site today, including number of hours used today. VTA, 8hrs.

Remarks: Continue geophysical mapping in Area A, 12 grids completed. Continue reacquire and intrusive investigation in Area A.
Grid breakdown:
G4 – 40, 1 – MEC scrap, 39 – metal waste
G5 – 33, 1 – MEC scrap, 1 – no find, 31 – metal waste

Superintendent/SUXOS: Date: 1/15/07

TETRA TECH EC, INC.

DAILY OPERATIONS REPORT – MEC OPERATIONS

(Attach additional sheets if necessary)

Project Number:	8516.0003.0000.00000	REPORT NUMBER:	100
Title & Location:	Beaumont Site 1, Beaumont, CA	Date & Time:	1/16/2007
Contractor:	Lockheed Martin Corp.	Weather:	Cold, windy
Superintendent/SUXOS:	Robert Stout		

WORK PREFORMED TODAY

Description:	Employer	No.	Trade	Hours
Geophysical mapping in Area A.	TTECI	2	UXO I	20
Reacquire and intrusive operations in Area A.		2	UXO II	20
Explosive disposal of MEC.		2	UXO III	20
		1	SUXOSO	11
		1	SUXOS	11

Was a Job Safety meeting held this date? (If yes attach copy of minutes)	Yes	X	No		Total Work Hours on Site This Date: 82
Were there any lost time accidents this date? (If yes attach copy of OSHA report)	Yes		No	X	Previous Cumulative Work Hours (See Previous Report): 5435
					Total Cumulative Work Hours to Date: 5517

List of Actions taken today / Inspections conducted.

Equipment / material received today to be incorporated in job.

Equipment on job site today, including number of hours used today. VTA, 5 hrs.

Remarks: Continue geophysical mapping in Area A. Continue reacquire and intrusive investigation in Area A. Grid G7 and G8 completed. Found 30mm projectile on the surface. Performed demolition disposal on the item using an explosive perforator. Projectile proved to be inert. Grid breakdown:
G7 – 45, 2-no finds, 43 – metal waste
G8 – 51, 1 – MEC scrap, 50 – metal waste

Superintendent/SUXOS: Date: 1/16/07

TETRA TECH EC, INC.

DAILY OPERATIONS REPORT – MEC OPERATIONS

(Attach additional sheets if necessary)

Project Number:	8516.0003.0000.00000	REPORT NUMBER:	101
Title & Location:	Beaumont Site 1, Beaumont, CA	Date & Time:	1/17/2007
Contractor:	Lockheed Martin Corp.	Weather:	Sunny, slight wind chill
Superintendent/SUXOS:	Robert Stout		

WORK PREFORMED TODAY

Description:	Employer	No.	Trade	Hours
Geophysical mapping in Area A.	TTECI	2	UXO I	20
Reacquire and intrusive operations in Area A.		2	UXO II	20
.		2	UXO III	20
		1	SUXOSO	11
		1	SUXOS	11

Was a Job Safety meeting held this date? (If yes attach copy of minutes)	Yes	X	No		Total Work Hours on Site This Date: 82
Were there any lost time accidents this date? (If yes attach copy of OSHA report)	Yes		No	X	Previous Cumulative Work Hours (See Previous Report): 5517
					Total Cumulative Work Hours to Date: 5599

List of Actions taken today / Inspections conducted.

Equipment / material received today to be incorporated in job.

Equipment on job site today, including number of hours used today. VTA, 8 hrs.

Remarks: Continue geophysical mapping in Area A. Completed 5 acres.Continue reacquire and intrusive investigation in Area A. Grids G9, 10, 11, 15 completed. Grid Breakdown:
G9 – 16, 1 – QC item, 1 – no find, 14 – metal waste
G10 – 1, 1 -metal waste
G11 -20, 1-QC item, 1 – QA item, 1-no find, 17- metal waste
G15 -9, 9 – metal waste

Superintendent/SUXOS: Date: 1/17/07

TETRA TECH EC, INC.

DAILY OPERATIONS REPORT – MEC OPERATIONS

(Attach additional sheets if necessary)

Project Number:	8516.0003.0000.00000	**REPORT NUMBER:**	102
Title & Location:	Beaumont Site 1, Beaumont, CA	Date & Time:	1/18/2007
Contractor:	Lockheed Martin Corp.	Weather:	Sunny, slight wind chill
Superintendent/SUXOS:	Robert Stout		

WORK PREFORMED TODAY

Description:	Employer	No.	Trade	Hours
Geophysical mapping in Area A.	TTECI	2	UXO I	20
Reacquire and intrusive operations in Area A.		2	UXO II	20
.		2	UXO III	20
		1	SUXOSO	11
		1	SUXOS	11

Was a Job Safety meeting held this date? (If yes attach copy of minutes)	Yes	X	No		Total Work Hours on Site This Date: 82
Were there any lost time accidents this date? (If yes attach copy of OSHA report)	Yes		No	X	Previous Cumulative Work Hours (See Previous Report): 5599
					Total Cumulative Work Hours to Date: 5681

List of Actions taken today / Inspections conducted.

Equipment / material received today to be incorporated in job.

Equipment on job site today, including number of hours used today. VTA, 8 hrs

Remarks: Continue geophysical mapping in Area A. Completed 9.5 acres. Continue reacquire and intrusive investigation in Area A. Grids G17, 19, 24 completed. Unable to clear a number of targets in Grid 19.

Breakdown:

G17 – 1 – MEC scrap, 2 – no finds, 15 – metal waste

G19 – 6 – MEC scrap, 39 – metal waste, 19 – not cleared

G24 – 1 – no find, 19 – metal waste

Superintendent/SUXOS: Date: 1/18/07

TETRA TECH EC, INC.

DAILY OPERATIONS REPORT – MEC OPERATIONS

(Attach additional sheets if necessary)

Project Number:	8516.0003.0000.00000	**REPORT NUMBER:**	103
Title & Location:	Beaumont Site 1, Beaumont, CA	Date & Time:	1/19/2007
Contractor:	Lockheed Martin Corp.	Weather:	Sunny, slight wind chill
Superintendent/SUXOS:	Robert Stout		

WORK PREFORMED TODAY

Description:	Employer	No.	Trade	Hours
Geophysical mapping in Area A.	TTECI	2	UXO I	20
Reacquire and intrusive operations in Area A.		2	UXO II	20
.		2	UXO III	20
		1	SUXOSO	11
		1	SUXOS	11

Was a Job Safety meeting held this date? (If yes attach copy of minutes)	Yes	X	No		Total Work Hours on Site This Date: 82
Were there any lost time accidents this date? (If yes attach copy of OSHA report)	Yes		No	X	Previous Cumulative Work Hours (See Previous Report): 5681
					Total Cumulative Work Hours to Date: 5763

List of Actions taken today / Inspections conducted.

Safety Inspection

Equipment / material received today to be incorporated in job.

Equipment on job site today, including number of hours used today. VTA, 8 hrs

Remarks: Continue geophysical mapping in Area A. Continue reacquire and intrusive investigation in Area A. Grids G12, 16, 21, 22 completed.

Grid breakdown:

G12 – 38 total, 1 – MEC scrap, 1 – no find, 36 – metal waste

G16 – 8 total, 8 – metal waste

G21 – 13 total, 13 – metal waste

G22 – 13 total, 1 – MEC scrap, 12 – metal waste

Superintendent/SUXOS: Date: 1/19/07

TETRA TECH EC, INC.

DAILY OPERATIONS REPORT – MEC OPERATIONS

(Attach additional sheets if necessary)

Project Number:	8516.0003.0000.00000	**REPORT NUMBER:**	104
Title & Location:	Beaumont Site 1, Beaumont, CA	Date & Time:	1/22/2007
Contractor:	Lockheed Martin Corp.	Weather:	Sunny, Windy
Superintendent/SUXOS:	Robert Stout		

WORK PREFORMED TODAY

Description:	Employer	No.	Trade	Hours
Geophysical mapping in Area A.	TTECI	2	UXO I	20
Reacquire and intrusive operations in Area A.		2	UXO II	20
.Explosive disposal operation performed.		2	UXO III	20
		1	SUXOSO	11
		1	SUXOS	11

Was a Job Safety meeting held this date? Yes X No ____ (If yes attach copy of minutes)

Were there any lost time accidents this date? Yes ____ No X (If yes attach copy of OSHA report)

Total Work Hours on Site This Date: 82

Previous Cumulative Work Hours (See Previous Report): 5763

Total Cumulative Work Hours to Date: 5845

List of Actions taken today / Inspections conducted.

Magazine Inspection

Equipment / material received today to be incorporated in job.

Equipment on job site today, including number of hours used today. VTA, 6 hrs.

Remarks: Continue geophysical mapping in Area A. Continue reacquire and intrusive investigation in Area A. Grids G20 completed.

Grid breakdown:

G20 – 28 total, 1- QA item, 1 – QC item, 3 – no finds, 2 – MEC scrap (27.5mm projectiles – partial), 22 – scrap metal.

Superintendent/SUXOS: Date: 1/22/07

Scott Tero

TETRA TECH EC, INC.

DAILY OPERATIONS REPORT – MEC OPERATIONS

(Attach additional sheets if necessary)

Project Number:	8516.0003.0000.00000	**REPORT NUMBER:**	105
Title & Location:	Beaumont Site 1, Beaumont, CA	Date & Time:	1/23/2007
Contractor:	Lockheed Martin Corp.	Weather:	Sunny
Superintendent/SUXOS:	Robert Stout		

WORK PREFORMED TODAY

Description:	Employer	No.	Trade	Hours
Geophysical mapping in Area A.	TTECI	2	UXO I	20
Reacquire and intrusive operations in Area A.		2	UXO II	20
		2	UXO III	20
		1	SUXOSO	11
		1	SUXOS	11

Was a Job Safety meeting held this date? Yes X No ____ (If yes attach copy of minutes)

Were there any lost time accidents this date? Yes ____ No X (If yes attach copy of OSHA report)

Total Work Hours on Site This Date 82

Previous Cumulative Work Hours (See Previous Report) 5763

Total Cumulative Work Hours to Date 5845

List of Actions taken today / Inspections conducted.

Equipment / material received today to be incorporated in job.

Equipment on job site today, including number of hours used today. VTA, 8 hrs.

Remarks: VTA geophysical survey completed. Continue reacquire and intrusive investigation in Area A. Grids G26, 30 completed.

Grid breakdown:

G26 – 17 total, 1 – QC item, 6 – MEC scrap, 10 – metal waste.

G30 - 35 total, 3 – no finds, 3 – MEC scrap, 28 – metal waste.

Superintendent/SUXOS: Date: 1/23/07

TETRA TECH EC, INC.

DAILY OPERATIONS REPORT – MEC OPERATIONS

(Attach additional sheets if necessary)

Project Number:	8516.0003.0000.00000	REPORT NUMBER:	106
Title & Location:	Beaumont Site 1, Beaumont, CA	Date & Time:	1/24/2007
Contractor:	Lockheed Martin Corp.	Weather:	Sunny, windy
Superintendent/SUXOS:	Robert Stout		

WORK PREFORMED TODAY

Description:	Employer	No.	Trade	Hours
Geophysical mapping in Area A.	TTECI	2	UXO I	20
Reacquire and intrusive operations in Area A.		2	UXO II	20
Explosive disposal operation		2	UXO III	20
		1	SUXOSO	11
		1	SUXOS	11

Was a Job Safety meeting held this date? (If yes attach copy of minutes)	Yes	X	No		Total Work Hours on Site This Date: 82
Were there any lost time accidents this date? (If yes attach copy of OSHA report)	Yes		No	X	Previous Cumulative Work Hours (See Previous Report): 5845
					Total Cumulative Work Hours to Date: 5927

List of Actions taken today / Inspections conducted.

Equipment / material received today to be incorporated in job.

Equipment on job site today, including number of hours used today. EM-61, 4 hrs.

Remarks: Start flagging and mapping gaps in Area A. Continue reacquire and intrusive investigation. Located a 76mm rocket in G31. Explosive disposal was performed on rocket. Proved to be inert. Grids G25, 36, 39, 40 completed.

Grid breakdown:

G25 – 32 total, 1 – no find, 2 – MEC scrap, 29 – scrap metal.

G36 - 25 total, 1 – no finds, 24 – metal waste.

G39 – 3 total, 3 – metal waste

G40 – 1 total, 1 – MEC scrap

Superintendent/SUXOS: Date: 1/24/07

TETRA TECH EC, INC.

DAILY OPERATIONS REPORT – MEC OPERATIONS

(Attach additional sheets if necessary)

Project Number:	8516.0003.0000.00000	**REPORT NUMBER:**	107
Title & Location:	Beaumont Site 1, Beaumont, CA	Date & Time:	1/25/2007
Contractor:	Lockheed Martin Corp.	Weather:	Sunny, windy
Superintendent/SUXOS:	Robert Stout		

WORK PREFORMED TODAY

Description:	Employer	No.	Trade	Hours
Geophysical mapping in Area A.	TTECI	2	UXO I	20
Reacquire and intrusive operations in Area A.		2	UXO II	20
		2	UXO III	20
		1	SUXOSO	11
		1	SUXOS	11

Was a Job Safety meeting held this date? (If yes attach copy of minutes)	Yes	X	No		Total Work Hours on Site This Date: 82
Were there any lost time accidents this date? (If yes attach copy of OSHA report)	Yes		No	X	Previous Cumulative Work Hours (See Previous Report): 5927
					Total Cumulative Work Hours to Date: 6009

List of Actions taken today / Inspections conducted.

Equipment / material received today to be incorporated in job.

Equipment on job site today, including number of hours used today. EM-61, 4 hrs.

Remarks: Continue flagging and mapping gaps in Area A. Continue reacquire and intrusive investigation. Grids G31, 37, 41 completed.

Grid breakdown:

G31 – 19 total, 2 – no find, 4 – MEC scrap, 13 – metal waste.

G37 - 17 total, 2 – MEC scrap,15 – metal waste.

G41 – 25 total, 1 – no find, 1 – QC item, 4 – MEC scrap, 19 – metal waste.

Visitors on site were: Jim Ostering, Calif. Dept of Toxic Substances, Spencer Nelson, Ronco.

Superintendent/SUXOS: Date: 1/25/07

TETRA TECH EC, INC.

DAILY OPERATIONS REPORT – MEC OPERATIONS

(Attach additional sheets if necessary)

Project Number:	8516.0003.0000.00000	REPORT NUMBER:	108
Title & Location:	Beaumont Site 1, Beaumont, CA	Date & Time:	1/26/2007
Contractor:	Lockheed Martin Corp.	Weather:	Sunny, windy
Superintendent/SUXOS:	Robert Stout		

WORK PREFORMED TODAY

Description:	Employer	No.	Trade	Hours
Geophysical mapping in Area A.	TTECI	2	UXO I	20
Reacquire and intrusive operations in Area A.		2	UXO II	20
Explosive disposal operations		2	UXO III	20
		1	SUXOSO	11
		1	SUXOS	11

Was a Job Safety meeting held this date? (If yes attach copy of minutes)	Yes	X	No		Total Work Hours on Site This Date: 82
Were there any lost time accidents this date? (If yes attach copy of OSHA report)	Yes		No	X	Previous Cumulative Work Hours (See Previous Report): 6009
					Total Cumulative Work Hours to Date: 6091

List of Actions taken today / Inspections conducted.

Equipment / material received today to be incorporated in job.

Equipment on job site today, including number of hours used today. EM-61, 4 hrs.

Remarks: Continue flagging and mapping gaps in Area A. Continue reacquire and intrusive investigation. Grids G46, 47, 53, 57 completed. Located 30mm projectile in G57. Performed explosive disposal. Projectile was probably HE filled due to lack of large frag found after detonation.

Grid breakdown:

G46 – 28 total, 1 – QC item, 6 – MEC scrap, 21 – metal waste

G47 - 1 total, 1 – QC item

G53 – 6 total, 1 – QC item, 1 – MEC scrap, 4 – metal waste.

Superintendent/SUXOS: Date: 1/26/07

TETRA TECH EC, INC.

DAILY OPERATIONS REPORT – MEC OPERATIONS

(Attach additional sheets if necessary)

Project Number:	8516.0003.0000.00000	**REPORT NUMBER:**	109
Title & Location:	Beaumont Site 1, Beaumont, CA	Date & Time:	1/29/2007
Contractor:	Lockheed Martin Corp.	Weather:	Sunny, windy
Superintendent/SUXOS:	Robert Stout		

WORK PREFORMED TODAY

Description:	Employer	No.	Trade	Hours
Geophysical mapping in Area A.	TTECI	2	UXO I	22
Reacquire and intrusive operations in Area A.		2	UXO II	22
Explosive disposal operations		2	UXO III	22
		1	SUXOSO	12
		1	SUXOS	12

Was a Job Safety meeting held this date? (If yes attach copy of minutes)	Yes	X	No		Total Work Hours on Site This Date: 90
Were there any lost time accidents this date? (If yes attach copy of OSHA report)	Yes		No	X	Previous Cumulative Work Hours (See Previous Report): 6091
					Total Cumulative Work Hours to Date: 6181

List of Actions taken today / Inspections conducted.

Equipment / material received today to be incorporated in job.

Equipment on job site today, including number of hours used today. EM-61, 6 hrs.

Remarks: Continue flagging and mapping gaps in Area A. Continue reacquire and intrusive investigation. Grids G61,62,63 completed. Located 30mm projectile in G63. Disposal done. Post-blast analysis is that the projectile was HE due to the lack of frag found. Disposed of 30mm projectile with small amount of HE inside.

Grid breakdown:

G61 – 6 total, 1 – MEC scrap, 5 – metal waste.

G62 – 12 total, 1 – no find, 1 – MEC scrap, 10 – metal waste

G63 – 26 total, 6 – MEC scrap, 1 – 30mm proj.(HE), 1 – 30mm proj. with small amount of HE still present.

Superintendent/SUXOS: Date: 1/29/07

TETRA TECH EC, INC.

DAILY OPERATIONS REPORT – MEC OPERATIONS

(Attach additional sheets if necessary)

Project Number:	8516.0003.0000.00000	REPORT NUMBER:	110
Title & Location:	Beaumont Site 1, Beaumont, CA	Date & Time:	1/30/2007
Contractor:	Lockheed Martin Corp.	Weather:	Cloudy, slight rain
Superintendent/SUXOS:	Robert Stout		

WORK PREFORMED TODAY

Description:	Employer	No.	Trade	Hours
Geophysical mapping in Area A.	TTECI	2	UXO I	22
Reacquire and intrusive operations in Area A.		2	UXO II	22
Explosive disposal operations		2	UXO III	22
		1	SUXOSO	12
		1	SUXOS	12

Was a Job Safety meeting held this date? (If yes attach copy of minutes)	Yes	X	No		Total Work Hours on Site This Date: 90
Were there any lost time accidents this date? (If yes attach copy of OSHA report)	Yes		No	X	Previous Cumulative Work Hours (See Previous Report): 6181
					Total Cumulative Work Hours to Date: 6271

List of Actions taken today / Inspections conducted.

Equipment / material received today to be incorporated in job.

Equipment on job site today, including number of hours used today. EM-61, 6 hrs.

Remarks: Continue flagging and mapping gaps in Area A. Continue reacquire and intrusive investigation. Located 2 - 30mm projectile in G64 and G65. Disposal done. Post-blast analysis is that projectiles were inert. Also did explosive demill of 2 – 30 mm projectiles, one appeared to be a penetrator type projectile since it had a lightweight base and a heavy metal core, the other projectile was packed with what appeared to be a filler but not the color of HE. Both were also inert but it appears that projectiles with penetrators were also tested at Area A.

Superintendent/SUXOS: Date: 1/30/07

TETRA TECH EC, INC.

DAILY OPERATIONS REPORT – MEC OPERATIONS

(Attach additional sheets if necessary)

Project Number:	8516.0003.0000.00000	**REPORT NUMBER:**	111
Title & Location:	Beaumont Site 1, Beaumont, CA	Date & Time:	1/31/2007
Contractor:	Lockheed Martin Corp.	Weather:	Cloudy, slight rain
Superintendent/SUXOS:	Robert Stout		

WORK PREFORMED TODAY

Description:	Employer	No.	Trade	Hours
Geophysical mapping in Area A.	TTECI	2	UXO I	22
Reacquire and intrusive operations in Area A.		2	UXO II	22
Explosive disposal operations		2	UXO III	22
		1	SUXOSO	12
		1	SUXOS	12

Was a Job Safety meeting held this date? (If yes attach copy of minutes)	Yes	X	No	Total Work Hours on Site This Date	90
Were there any lost time accidents this date? (If yes attach copy of OSHA report)	Yes		No	Previous Cumulative Work Hours (See Previous Report)	6271
				Total Cumulative Work Hours to Date	6361

List of Actions taken today / Inspections conducted.

Equipment / material received today to be incorporated in job.

Equipment on job site today, including number of hours used today. EM-61, 8 hrs.

Remarks: Continue flagging and mapping gaps in Area A. Continue reacquire and intrusive investigation. Grids G64, 65, 66, 67,69, 70.completed. Grid breakdown:

G64 – 27 total, 1 – MEC (30mm proj. inert), 5 – MEC scrap, 2 – no finds, 1 – QC item, 18 – metal waste.

G65 – 28 total, 1 – no find, 4 – MEC scrap, 2 – partial 30mm projectile (unable to probe inside), 1 – intact 30mm proj. (inert), 18 – metal waste.

G66 – 14 total, 2 – MEC scrap, 12 – metal waste

G67 – 5 total, 1 – QC item, 1 – MEC scrap, 3 – metal waste

G69 – 14 total, 1 – QC item, 13 – metal waste

G70 – 9 total, 2 – no finds, 1 – MEC scrap(penetrator), 6 – metal waste

Disposed of a 30mm proj. in G65. Also did explosive demill of 2 partial 30mm proj. Experienced a misfire on the 2nd shot. Prepared a countercharge of Kinepak and 3rd try was a success. Unsure about malfunction.

Superintendent/SUXOS: Date: 1/31/07

TETRA TECH EC, INC.

DAILY OPERATIONS REPORT – MEC OPERATIONS

(Attach additional sheets if necessary)

Project Number:	8516.0003.0000.00000	**REPORT NUMBER:**	112
Title & Location:	Beaumont Site 1, Beaumont, CA	Date & Time:	2/1/2007
Contractor:	Lockheed Martin Corp.	Weather:	Cloudy, slight rain
Superintendent/SUXOS:	Robert Stout		

WORK PREFORMED TODAY

Description:	Employer	No.	Trade	Hours
Geophysical mapping in Area A.	TTECI	2	UXO I	20
Reacquire and intrusive operations in Area A.		2	UXO II	20
Explosive disposal operations		2	UXO III	20
		1	SUXOSO	11
		1	SUXOS	11

Was a Job Safety meeting held this date? (If yes attach copy of minutes)	Yes	X	No	Total Work Hours on Site This Date	82
Were there any lost time accidents this date? (If yes attach copy of OSHA report)	Yes		No	Previous Cumulative Work Hours (See Previous Report)	6361
				Total Cumulative Work Hours to Date	6453

List of Actions taken today / Inspections conducted.

Equipment / material received today to be incorporated in job.

Equipment on job site today, including number of hours used today. EM-61, 8 hrs.

Remarks: Continue flagging and mapping gaps in Area A. Continue reacquire and intrusive investigation. Grids G56, 71.completed.
Grid breakdown:
G71 – 20 total, 2 – no finds, 6 – MEC scrap, 12 – metal scrap.
G56 – 23 total, 1 – MEC (inert), 1 – QC item, 4 – MEC scrap, 17 – metal waste

Superintendent/SUXOS: Date: 2/1/07

TETRA TECH EC, INC.

DAILY OPERATIONS REPORT – MEC OPERATIONS

(Attach additional sheets if necessary)

Project Number:	8516.0003.0000.00000	**REPORT NUMBER:**	113
Title & Location:	Beaumont Site 1, Beaumont, CA	Date & Time:	2/2/2007
Contractor:	Lockheed Martin Corp.	Weather:	Sunnny
Superintendent/SUXOS:	Robert Stout		

WORK PREFORMED TODAY

Description:	Employer	No.	Trade	Hours
Geophysical mapping in Area A.	TTECI	2	UXO I	16
Reacquire and intrusive operations in Area A.		2	UXO II	16
Explosive disposal operations		2	UXO III	16
		1	SUXOSO	9
		1	SUXOS	9

Was a Job Safety meeting held this date? (If yes attach copy of minutes)	Yes	X	No		Total Work Hours on Site This Date: 66
Were there any lost time accidents this date? (If yes attach copy of OSHA report)	Yes		No	X	Previous Cumulative Work Hours (See Previous Report): 6453
					Total Cumulative Work Hours to Date: 6519

List of Actions taken today / Inspections conducted.

Equipment / material received today to be incorporated in job.

Equipment on job site today, including number of hours used today.

Remarks: Completed mapping gaps. Shipped off EM-61. Continue reacquire and intrusive investigation. Grid 42 completed. Grid breakdown:

G42 – 36 total, 1 – no find, 7 – MEC scrap, 2 – MEC (30mm.inert), 25 – metal waste

Superintendent/SUXOS: Date: 2/2/07

Scott Escon

TETRA TECH EC, INC.

DAILY OPERATIONS REPORT – MEC OPERATIONS

(Attach additional sheets if necessary)

Project Number:	8516.0003.0000.00000	REPORT NUMBER:	114
Title & Location:	Beaumont Site 1, Beaumont, CA	Date & Time:	2/5/2007
Contractor:	Lockheed Martin Corp.	Weather:	Sunny, winds
Superintendent/SUXOS:	Robert Stout		

WORK PREFORMED TODAY

Description:	Employer	No.	Trade	Hours
Reacquire and intrusive operations in Area A.	TTECI	2	UXO I	20
Explosive disposal operations		2	UXO II	20
		2	UXO III	20
		1	SUXOSO	11
		1	SUXOS	11

Was a Job Safety meeting held this date? (If yes attach copy of minutes)	Yes	X	No		Total Work Hours on Site This Date: 82
Were there any lost time accidents this date? (If yes attach copy of OSHA report)	Yes		No	X	Previous Cumulative Work Hours (See Previous Report): 6519
					Total Cumulative Work Hours to Date: 6601

List of Actions taken today / Inspections conducted.

Equipment / material received today to be incorporated in job.

Equipment on job site today, including number of hours used today.

Remarks: Continue reacquire and intrusive investigation. Two intrusive teams working in Area A. Grid G23, 49, 54, 83, 84 completed.
Grid breakdown:
G23 – 32 total, 3 – no finds, 2 – MEC scrap, 27 – metal waste.
G49 – 24 total, 3 – no finds, 2 – MEC(1 – HE, 1 – inert), 3 – MEC scrap, 16 – metal waste.
G54 – 31 total, 1 – no find, 1 – MEC (HE), 9 – MEC scrap, 20 – metal waste.
G83 – 10 total, 10 – metal waste.
G84 – 12 total, 1 – MEC scrap, 11 – metal waste.

Disposed of one 30mm projectile. It possibly was HE due to lack of large frag found after detonation.

Superintendent/SUXOS: Date: 2/5/07

TETRA TECH EC, INC.

DAILY OPERATIONS REPORT – MEC OPERATIONS

(Attach additional sheets if necessary)

Project Number:	8516.0003.0000.00000	**REPORT NUMBER:**	115
Title & Location:	Beaumont Site 1, Beaumont, CA	Date & Time:	2/6/2007
Contractor:	Lockheed Martin Corp.	Weather:	Sunny, high temperatures
Superintendent/SUXOS:	Robert Stout		

WORK PREFORMED TODAY

Description:	Employer	No.	Trade	Hours
Reacquire and intrusive operations in Area A.	TTECI	2	UXO I	20
		2	UXO II	20
		2	UXO III	20
		1	SUXOSO	11
		1	SUXOS	11

Was a Job Safety meeting held this date? (If yes attach copy of minutes)	Yes	X	No	Total Work Hours on Site This Date	82
Were there any lost time accidents this date? (If yes attach copy of OSHA report)	Yes		No	Previous Cumulative Work Hours (See Previous Report)	6519
				Total Cumulative Work Hours to Date	6601

List of Actions taken today / Inspections conducted.

Equipment / material received today to be incorporated in job.

Equipment on job site today, including number of hours used today.

Remarks: Continue reacquire and intrusive investigation in Area A. Completed Grids G32, 34, 35, 81, 82, 85.

Grid breakdown:

G32 – 20 total, 6 – no finds, 2 – QC items, 2 – MEC scrap, 10 – metal waste

G34 – 31 total, 1 – QC item, 3 – no finds, 27 – metal waste

G35 – 32 total, 1 – no find, 1 – MEC scrap, 30 – metal waste

G81 – 39 total, 3 – no finds, 1 – MEC scrap, 35 – metal waste

G82 – 17 total, 1 – no find, 1 – MEC scrap, 15 – metal waste

G85 – 16 total, 2 – no finds, 14 – metal waste

Superintendent/SUXOS: Date: 2/6/07

TETRA TECH EC, INC.

DAILY OPERATIONS REPORT – MEC OPERATIONS

(Attach additional sheets if necessary)

Project Number:	8516.0003.0000.00000	**REPORT NUMBER:**	115
Title & Location:	Beaumont Site 1, Beaumont, CA	Date & Time:	2/6/2007
Contractor:	Lockheed Martin Corp.	Weather:	Sunny, high temperatures
Superintendent/SUXOS:	Robert Stout		

WORK PREFORMED TODAY

Description:	Employer	No.	Trade	Hours
Reacquire and intrusive operations in Area A.	TTECI	2	UXO I	20
		2	UXO II	20
		2	UXO III	20
		1	SUXOSO	11
		1	SUXOS	11

Was a Job Safety meeting held this date? (If yes attach copy of minutes)	Yes	X	No		Total Work Hours on Site This Date: 82
Were there any lost time accidents this date? (If yes attach copy of OSHA report)	Yes		No	X	Previous Cumulative Work Hours (See Previous Report): 6519
					Total Cumulative Work Hours to Date: 6601

List of Actions taken today / Inspections conducted.

Equipment / material received today to be incorporated in job.

Equipment on job site today, including number of hours used today.

Remarks: Continue reacquire and intrusive investigation in Area A. Completed Grids G32, 34, 35, 81, 82, 85.

Grid breakdown:

G32 – 20 total, 6 – no finds, 2 – QC items, 2 – MEC scrap, 10 – metal waste

G34 – 31 total, 1 – QC item, 3 – no finds, 27 – metal waste

G35 – 32 total, 1 – no find, 1 – MEC scrap, 30 – metal waste

G81 – 39 total, 3 – no finds, 1 – MEC scrap, 35 – metal waste

G82 – 17 total, 1 – no find, 1 – MEC scrap, 15 – metal waste

G85 – 16 total, 2 – no finds, 14 – metal waste

Superintendent/SUXOS: Date: 2/6/07

TETRA TECH EC, INC.

DAILY OPERATIONS REPORT – MEC OPERATIONS

(Attach additional sheets if necessary)

Project Number:	8516.0003.0000.00000	**REPORT NUMBER:**	116
Title & Location:	Beaumont Site 1, Beaumont, CA	Date & Time:	2/7/2007
Contractor:	Lockheed Martin Corp.	Weather:	Sunny
Superintendent/SUXOS:	Robert Stout		

WORK PREFORMED TODAY

Description:	Employer	No.	Trade	Hours
Reacquire and intrusive operations in Area A.	TTECI	2	UXO I	20
Explosive disposal operations		2	UXO II	20
		2	UXO III	20
		1	SUXOSO	11
		1	SUXOS	11

Was a Job Safety meeting held this date? (If yes attach copy of minutes)	Yes	X	No	Total Work Hours on Site This Date	82
Were there any lost time accidents this date? (If yes attach copy of OSHA report)	Yes		No	Previous Cumulative Work Hours (See Previous Report)	6601
				Total Cumulative Work Hours to Date	6683

List of Actions taken today / Inspections conducted.

Equipment / material received today to be incorporated in job.

Equipment on job site today, including number of hours used today.

Remarks: Continue reacquire and intrusive investigation in Area A. Completed Grids G29, 33, 79.

Grid breakdown:

G29 – 57 total, 1 – QC item, 2 – no finds, 7 – MEC scrap, 1 – MEC (HE), 46 – metal waste

G33 – 12 total, 1 – no find, 11 – metal waste

G79 – 13 total, 1 – QC item, 12- metal waste

Explosive disposal done on 30mm projectile found in G29. Was probably HE due to lack of large frag found after detonation.

Superintendent/SUXOS: Date: 2/7/07

TETRA TECH EC, INC.

DAILY OPERATIONS REPORT – MEC OPERATIONS

(Attach additional sheets if necessary)

Project Number:	8516.0003.0000.00000	**REPORT NUMBER:**	117
Title & Location:	Beaumont Site 1, Beaumont, CA	Date & Time:	2/8/2007
Contractor:	Lockheed Martin Corp.	Weather:	Sunny
Superintendent/SUXOS:	Robert Stout		

WORK PREFORMED TODAY

Description:	Employer	No.	Trade	Hours
Reacquire and intrusive operations in Area A.	TTECI	2	UXO I	22
Explosive disposal operations		2	UXO II	22
		2	UXO III	22
		1	SUXOSO	12
		1	SUXOS	12

Was a Job Safety meeting held this date? Yes X No ____ (If yes attach copy of minutes)

Were there any lost time accidents this date? Yes ____ No X (If yes attach copy of OSHA report)

Total Work Hours on Site This Date: 90

Previous Cumulative Work Hours (See Previous Report): 6683

Total Cumulative Work Hours to Date: 6773

List of Actions taken today / Inspections conducted.

Equipment / material received today to be incorporated in job.

Equipment on job site today, including number of hours used today.

Remarks: Continue reacquire and intrusive investigation in Area A. Completed Grids 75, 76,77,78, 80

Grid breakdown:

G75 – 5 total, 1 – MEC scrap, 4 – metal waste

G76 – 10 total, 1 – MEC scrap, 9 – metal waste

G77 – 12 total, 1 – QC item, 1 – no find, 10 metal waste

G78 – 17 total, 4 – MEC scrap, 13 – metal waste

G80 – 32 total, 1 – no find, 1 – MEC scrap, 30 – metal waste

Explosive disposal done on 2 - 30mm projectile found in G45 and G75. Projectile found in G45 was inert, projectile found in G75 was probably HE due to lack of large frag found after detonation.

Superintendent/SUXOS: Date: 2/8/07

TETRA TECH EC, INC.

DAILY OPERATIONS REPORT – MEC OPERATIONS

(Attach additional sheets if necessary)

Project Number:	8516.0003.0000.00000	REPORT NUMBER:	118
Title & Location:	Beaumont Site 1, Beaumont, CA	Date & Time:	2/9/2007
Contractor:	Lockheed Martin Corp.	Weather:	Sunny
Superintendent/SUXOS:	Robert Stout		

WORK PREFORMED TODAY

Description:	Employer	No.	Trade	Hours
Reacquire and intrusive operations in Area A.	TTECI	2	UXO I	18
		2	UXO II	18
		2	UXO III	18
		1	SUXOSO	10
		1	SUXOS	10

Was a Job Safety meeting held this date? Yes X No ____
(If yes attach copy of minutes)

Were there any lost time accidents this date? Yes ____ No X
(If yes attach copy of OSHA report)

Total Work Hours on Site This Date: 74

Previous Cumulative Work Hours (See Previous Report): 6773

Total Cumulative Work Hours to Date: 6847

List of Actions taken today / Inspections conducted.

Equipment / material received today to be incorporated in job.

Equipment on job site today, including number of hours used today.

Remarks: Continue reacquire and intrusive investigation in Area A. Completed Grids 50, 58, 60, 94, 72, 73, 74, 88, 89.
Grid breakdown:
G50 – 10 total, 3 – MEC scrap, 7 – metal waste
G58 – 6 total, 2 – MEC scrap, 4 – metal waste
G60 – 10 total, 1 – QC item, 9 - metal waste
G94 – 4 total, 1 – QC item, 1 – no find, 2 – metal waste
G72 – 11 total, 1 – no find, 2 – MEC scrap, 8 – metal waste
G73 – 11 total, 4 – MEC scrap, 11 – metal waste
G74 – 15 total, 1 – MEC scrap, 14 – metal waste
G88 – 9 total, 2 – no finds, 1 – MEC scrap, 6 – metal waste
G89 – 13 total, 1 – QC item, 1 – no find, 2 – MEC scrap, 9 – metal waste

Superintendent/SUXOS: Date: 2/9/07

TETRA TECH EC, INC.

DAILY OPERATIONS REPORT – MEC OPERATIONS

(Attach additional sheets if necessary)

Project Number:	8516.0003.0000.00000	**REPORT NUMBER:**	119
Title & Location:	Beaumont Site 1, Beaumont, CA	Date & Time:	2/12/2007
Contractor:	Lockheed Martin Corp.	Weather:	Cloudy, cool
Superintendent/SUXOS:	Robert Stout		

WORK PREFORMED TODAY

Description:	Employer	No.	Trade	Hours
Reacquire and intrusive operations in Area A.	TTECI	2	UXO I	20
Explosive Disposal operations		2	UXO II	20
		2	UXO III	20
		1	SUXOSO	11
		1	SUXOS	11

Was a Job Safety meeting held this date? (If yes attach copy of minutes)	Yes	X	No		Total Work Hours on Site This Date: 82
Were there any lost time accidents this date? (If yes attach copy of OSHA report)	Yes		No	X	Previous Cumulative Work Hours (See Previous Report): 6847
					Total Cumulative Work Hours to Date: 6929

List of Actions taken today / Inspections conducted.

Equipment / material received today to be incorporated in job.

Equipment on job site today, including number of hours used today.

Remarks: Continue reacquire and intrusive investigation in Area A. Completed Grids 90, 91, 92, 93, 95.
Grid breakdown:
G90 – 18 total, 4 – no finds, 1 – QC item, 13 – metal waste
G91 – 14 total, 2 – MEC scrap, 12 – metal waste
G92 – 13 total, 1 – QC item, 1 – MEC (HE), 2 – MEC scrap, 9 - metal waste
G93 – 14 total, 2 – MEC scrap, 12 – metal waste
G95 – 8 total, 1 – MEC (HE), 1 – MEC scrap, 6 – metal waste
Conducted disposal operations on 2 – 30mm projectiles. Post blast analysis proved that both projectiles were probably HE due to the small fragments found.

Superintendent/SUXOS: Date: 2/12/07

TETRA TECH EC, INC.

DAILY OPERATIONS REPORT – MEC OPERATIONS

(Attach additional sheets if necessary)

Project Number:	8516.0003.0000.00000	**REPORT NUMBER:**	120
Title & Location:	Beaumont Site 1, Beaumont, CA	Date & Time:	2/13/2007
Contractor:	Lockheed Martin Corp.	Weather:	Cloudy, cool
Superintendent/SUXOS:	Robert Stout		

WORK PREFORMED TODAY

Description:	Employer	No.	Trade	Hours
Reacquire and intrusive operations in Area A.	TTECI	2	UXO I	10
Explosive Disposal operations		2	UXO II	13
		2	UXO III	20
		1	SUXOSO	11
		1	SUXOS	11

Was a Job Safety meeting held this date? (If yes attach copy of minutes)	Yes	X	No	Total Work Hours on Site This Date	65
Were there any lost time accidents this date? (If yes attach copy of OSHA report)	Yes		No	Previous Cumulative Work Hours (See Previous Report)	6847
				Total Cumulative Work Hours to Date	6912

List of Actions taken today / Inspections conducted.

Equipment / material received today to be incorporated in job.

Equipment on job site today, including number of hours used today.

Remarks: Continue reacquire and intrusive investigation in Area A. Completed Grids 87, 96, 97, 14.

Grid breakdown:

G87 – 80 total, 4 – no finds, 2 – QC items, 74 metal waste

G96 – 11 total, 2 – no finds, 1 – QC item, 8 – metal waste

G97 – 6 total, 1 – MEC (HE), 1 – no find, 4 – metal waste

G14 – 20 total, 1 – no find, 19 – metal waste

G72 – 6 targets added due to gap, 1 – MEC scrap, 5 – metal waste

G79 – 6 targets added due to gap, 1 – no find, 5 – metal waste

Conducted disposal operations on 1 – 30mm projectile. Post blast analysis proved that projectile was probably HE due to the small fragments found.

Jim Rossi and Rod Ressell did not work due to sickness.

Superintendent/SUXOS: Date: 2/13/07

TETRA TECH EC, INC.

DAILY OPERATIONS REPORT – MEC OPERATIONS

(Attach additional sheets if necessary)

Project Number:	8516.0003.0000.00000	**REPORT NUMBER:**	121
Title & Location:	Beaumont Site 1, Beaumont, CA	Date & Time:	2/14/2007
Contractor:	Lockheed Martin Corp.	Weather:	Sunny, cool
Superintendent/SUXOS:	Robert Stout		

WORK PREFORMED TODAY

Description:	Employer	No.	Trade	Hours
Reacquire and intrusive operations in Area A.	TTECI	2	UXO I	20
		2	UXO II	20
		2	UXO III	20
		1	SUXOSO	11
		1	SUXOS	11

Was a Job Safety meeting held this date? (If yes attach copy of minutes)	Yes	X	No	Total Work Hours on Site This Date	82
Were there any lost time accidents this date? (If yes attach copy of OSHA report)	Yes		No	Previous Cumulative Work Hours (See Previous Report)	6912
				Total Cumulative Work Hours to Date	6994

List of Actions taken today / Inspections conducted.

Equipment / material received today to be incorporated in job.

Equipment on job site today, including number of hours used today.

Remarks: Continue reacquire and intrusive investigation in Area A. Completed Grids 86, 105, 106, 107, 108, 98, 102, 101, 100, 103

Grid breakdown:

G86 – 42 total, 2 – no finds, 1 – MEC scrap

G105 – 1 total, 1 – MEC scrap

G106 – 3 total, 1 – QC item, 1 – MEC scrap, 1 – metal waste

G107 – 18 total, 1 – MEC scrap, 17 – metal waste

G108 – 26 total, 1 – MEC scrap, 25 – metal waste

G98 – 23 total, 1- QC item, 4 – MEC scrap, 18 – metal waste

G102 – 15 total, 1 – no find, 14 – metal waste

G101 – 14 total, 2 – QC item, 2 – no finds, 10 – metal waste

G100 – 2 total, 2 – metal waste

G103 – 28 total, 28 – metal waste

Superintendent/SUXOS: Date: 2/14/07

TETRA TECH EC, INC.

DAILY OPERATIONS REPORT – MEC OPERATIONS

(Attach additional sheets if necessary)

Project Number:	8516.0003.0000.00000	**REPORT NUMBER:**	122
Title & Location:	Beaumont Site 1, Beaumont, CA	Date & Time:	2/15/2007
Contractor:	Lockheed Martin Corp.	Weather:	Sunny
Superintendent/SUXOS:	Robert Stout		

WORK PREFORMED TODAY

Description:	Employer	No.	Trade	Hours
Reacquire and intrusive operations in Area A.	TTECI	2	UXO I	20
Berm removal in G65		2	UXO II	20
		2	UXO III	20
		1	SUXOSO	11
		1	SUXOS	11

Was a Job Safety meeting held this date? Yes X No ____ (If yes attach copy of minutes)

Were there any lost time accidents this date? Yes ____ No X (If yes attach copy of OSHA report)

Total Work Hours on Site This Date: 82

Previous Cumulative Work Hours (See Previous Report): 6994

Total Cumulative Work Hours to Date: 7076

List of Actions taken today / Inspections conducted.

Equipment / material received today to be incorporated in job. Back hoe

Equipment on job site today, including number of hours used today. Back hoe, 8 hrs

Remarks: UXO Team 1 completes G104. Target acquisition of anomalies identified during geophysical mapping are now complete.
Grid Breakdown:
G104 – 28 total, 1 – MEC scrap, 27 – metal waste

UXO Team 2 starts removing berm located in G65. UXO Team 1 starts mag & dig in heavily contaminated area in G19. Pits were staked out in G6, 19, 26, 29, 30.

Superintendent/SUXOS: Date: 2/15/07

TETRA TECH EC, INC.

DAILY OPERATIONS REPORT – MEC OPERATIONS

(Attach additional sheets if necessary)

Project Number:	8516.0003.0000.00000	**REPORT NUMBER:**	123
Title & Location:	Beaumont Site 1, Beaumont, CA	Date & Time:	2/16/2007
Contractor:	Lockheed Martin Corp.	Weather:	Sunny
Superintendent/SUXOS:	Robert Stout		

WORK PREFORMED TODAY

Description:	Employer	No.	Trade	Hours
South berm removal in G65	TTECI	2	UXO I	20
Explosive disposal operations conducted.		2	UXO II	20
		2	UXO III	20
		1	SUXOSO	11
		1	SUXOS	11

Was a Job Safety meeting held this date? (If yes attach copy of minutes)	Yes	X	No		Total Work Hours on Site This Date: 82
Were there any lost time accidents this date? (If yes attach copy of OSHA report)	Yes		No	X	Previous Cumulative Work Hours (See Previous Report): 7076
					Total Cumulative Work Hours to Date: 7185

List of Actions taken today / Inspections conducted.
Safety & Magazine inspection

Equipment / material received today to be incorporated in job.

Equipment on job site today, including number of hours used today. Back hoe, 8 hrs

Remarks: UXO Team 2 continues removing berm located in G65. Approximately one half of berm removed. Team 1 members incorporated into Team 2 due to Team leader of Team 1 having to leave site to attend H & S training.

Intact 30mm projectile found in South berm. Performed demo operations. Projectile proved to be inert.

Superintendent/SUXOS:

Date: 2/16/07

TETRA TECH EC, INC.

DAILY OPERATIONS REPORT – MEC OPERATIONS

(Attach additional sheets if necessary)

Project Number: 8516.0003.0000.00000 **REPORT NUMBER:** 124

Title & Location: Beaumont Site 1, Beaumont, CA Date & Time: 2/17/2007

Contractor: Lockheed Martin Corp. Weather: High winds, cloudy

Superintendent/SUXOS: Robert Stout

WORK PREFORMED TODAY

Description:	Employer	No.	Trade	Hours
South berm removal in G65	TTECI	2	UXO I	20
		2	UXO II	20
		2	UXO III	20
		1	SUXOSO	11
		1	SUXOS	11

Was a Job Safety meeting held this date? Yes X No

(If yes attach copy of minutes)

Were there any lost time accidents this date? Yes No X

(If yes attach copy of OSHA report)

Total Work Hours on Site This Date 82

Previous Cumulative Work Hours 7185

(See Previous Report)

Total Cumulative Work Hours to Date 7267

List of Actions taken today / Inspections conducted.

Equipment / material received today to be incorporated in job.

Equipment on job site today, including number of hours used today. Back hoe, 8 hrs

Remarks: UXO Team 2 continues removing berm located in G65. Approximately ¼ remaining to be removed..

Superintendent/SUXOS: Date: 2/17/07

TETRA TECH EC, INC.

DAILY OPERATIONS REPORT – MEC OPERATIONS

(Attach additional sheets if necessary)

Project Number:	8516.0003.0000.00000	**REPORT NUMBER:**	125
Title & Location:	Beaumont Site 1, Beaumont, CA	Date & Time:	2/18/2007
Contractor:	Lockheed Martin Corp.	Weather:	Sunshine, windy
Superintendent/SUXOS:	Robert Stout		

WORK PREFORMED TODAY

Description:	Employer	No.	Trade	Hours
South berm removal in G65	TTECI	2	UXO I	20
		2	UXO II	20
		2	UXO III	20
		1	SUXOSO	11
		1	SUXOS	11

Was a Job Safety meeting held this date? (If yes attach copy of minutes)	Yes	X	No	Total Work Hours on Site This Date	82
Were there any lost time accidents this date? (If yes attach copy of OSHA report)	Yes		No	Previous Cumulative Work Hours (See Previous Report)	7267
				Total Cumulative Work Hours to Date	7349

List of Actions taken today / Inspections conducted.

Equipment / material received today to be incorporated in job.

Equipment on job site today, including number of hours used today. Back hoe, 8 hrs

Remarks: Removal of south berm in G65 completed. Final count: 1 – MEC (inert), 9 – MEC scrap.

Superintendent/SUXOS:

Date: 2/18/07

TETRA TECH EC, INC.

DAILY OPERATIONS REPORT – MEC OPERATIONS

(Attach additional sheets if necessary)

Project Number:	8516.0003.0000.00000	**REPORT NUMBER:**	126
Title & Location:	Beaumont Site 1, Beaumont, CA	Date & Time:	2/19/2007
Contractor:	Lockheed Martin Corp.	Weather:	Sunshine, windy
Superintendent/SUXOS:	Robert Stout		

WORK PREFORMED TODAY

Description:	Employer	No.	Trade	Hours
Sampling in G6 pit	TTECI	2	UXO I	20
Acquire targets in G6		2	UXO II	20
Intrusive operations in G6		2	UXO III	20
		1	SUXOSO	11
		1	SUXOS	11

Was a Job Safety meeting held this date? Yes X No ____
(If yes attach copy of minutes)

Were there any lost time accidents this date? Yes ____ No X
(If yes attach copy of OSHA report)

Total Work Hours on Site This Date 82

Previous Cumulative Work Hours 7349
(See Previous Report)

Total Cumulative Work Hours to Date 7431

List of Actions taken today / Inspections conducted.

Equipment / material received today to be incorporated in job.

Equipment on job site today, including number of hours used today. Back hoe, 8 hrs

Remarks: Started intrusive sampling in pit that straddles G6 & G13. 11 targets within the pit sampled. Nothing found but wire. 61 targets were acquired in G6. 23 targets investigated.

Superintendent/SUXOS: Date: 2/19/07

c70 m

TETRA TECH EC, INC.

DAILY OPERATIONS REPORT – MEC OPERATIONS

(Attach additional sheets if necessary)

Project Number:	8516.0003.0000.00000	**REPORT NUMBER:**	127
Title & Location:	Beaumont Site 1, Beaumont, CA	Date & Time:	2/20/2007
Contractor:	Lockheed Martin Corp.	Weather:	Sunshine
Superintendent/SUXOS:	Robert Stout		

WORK PREFORMED TODAY

Description:	Employer	No.	Trade	Hours
Intrusive operations in G6	TTECI	2	UXO I	20
Acquire targets in G13		2	UXO II	20
Intrusive operations in G13		2	UXO III	20
Mag & dig in G19		1	SUXOSO	11
		1	SUXOS	11

Was a Job Safety meeting held this date? Yes X No
(If yes attach copy of minutes)

Were there any lost time accidents this date? Yes No X
(If yes attach copy of OSHA report)

Total Work Hours on Site This Date: 82

Previous Cumulative Work Hours (See Previous Report): 7431

Total Cumulative Work Hours to Date: 7513

List of Actions taken today / Inspections conducted.

Equipment / material received today to be incorporated in job.

Equipment on job site today, including number of hours used today.

Remarks: Completed 20% intrusive investigation in G6 & G13. Grid breakdown:
G6 – 61 total, 1 – MEC scrap, 1 – no find, 59 – metal waste
G13 – 41 total, 1 – no find, 1 – QC item, 39 – metal waste
UXO Team 1 completes mag & dig area in G19. Results: 110 total digs, 5 – MEC scrap, 105 – metal waste.

Superintendent/SUXOS: Date: 2/20/07

TETRA TECH EC, INC.

DAILY OPERATIONS REPORT – MEC OPERATIONS

(Attach additional sheets if necessary)

Project Number: 8516.0003.0000.00000 **REPORT NUMBER:** 128

Title & Location: Beaumont Site 1, Beaumont, CA Date & Time: 2/21/2007

Contractor: Lockheed Martin Corp. Weather: Sunshine

Superintendent/SUXOS: Robert Stout

WORK PREFORMED TODAY

Description:	Employer	No.	Trade	Hours
Construct fence around G19 & G26 pits	TTECI	2	UXO I	20
Intrusive investigation on G29 & G30 pits		2	UXO II	20
		2	UXO III	20
		1	SUXOSO	11
		1	SUXOS	11

Was a Job Safety meeting held this date? Yes X No ____ Total Work Hours on Site This Date 82

(If yes attach copy of minutes)

Were there any lost time accidents this date? Yes ____ No X Previous Cumulative Work Hours 7513

(If yes attach copy of OSHA report) (See Previous Report)

Total Cumulative Work Hours to Date 7595

List of Actions taken today / Inspections conducted.

Equipment / material received today to be incorporated in job.

Equipment on job site today, including number of hours used today. Back hoe, 8 hrs

Remarks: Built enclosures around G19 & G 26 pits so that rats could be trapped over home leave. Conducted intrusive investigation on G29 & G30 pits. G29 pit had 19 pieces of metal waste. G30 pit was numerous nails found to a depth of 24" until cleared.

Superintendent/SUXOS: Date: 2/21/07

TETRA TECH EC, INC.

DAILY OPERATIONS REPORT – MEC OPERATIONS

(Attach additional sheets if necessary)

Project Number: 8516.0003.0000.00000 **REPORT NUMBER:** 129

Title & Location: Beaumont Site 1, Beaumont, CA Date & Time: 2/27/2007

Contractor: Lockheed Martin Corp. Weather: Rain

Superintendent/SUXOS: Robert Stout

WORK PREFORMED TODAY

Description:	Employer	No.	Trade	Hours
Service site vehicles	TTECI	1	UXO I	8
		1	UXO II	8
		2	UXO III	16
		1	SUXOSO	11
		1	SUXOS	11

Was a Job Safety meeting held this date? Yes X No ____ Total Work Hours on Site This Date 54

(If yes attach copy of minutes)

Were there any lost time accidents this date? Yes ____ No X Previous Cumulative Work Hours 7595

(If yes attach copy of OSHA report) (See Previous Report)

Total Cumulative Work Hours to Date 7649

List of Actions taken today / Inspections conducted.

Equipment / material received today to be incorporated in job.

Equipment on job site today, including number of hours used today.

Remarks: Unable to work in Area A due to rain conditions. Took site trucks in to Hertz to get service and wheel alignment. Biologists were unable to complete trapping SKR in G19 & 26 pits due to not being onsite when scheduled and weather conditions.

Superintendent/SUXOS: Date: 2/2707

TETRA TECH EC, INC.

DAILY OPERATIONS REPORT – MEC OPERATIONS

(Attach additional sheets if necessary)

Project Number: 8516.0003.0000.00000 **REPORT NUMBER:** 130

Title & Location: Beaumont Site 1, Beaumont, CA Date & Time: 2/28/2007

Contractor: Lockheed Martin Corp. Weather: Cold, clouds - sunshine

Superintendent/SUXOS: Robert Stout

WORK PREFORMED TODAY

Description:	Employer	No.	Trade	Hours
Acquire targets in G6 & G13	TTECI	1	UXO I	11
Intrusive investigation in G6 & G13		1	UXO II	11
		2	UXO III	22
		1	SUXOSO	12
		1	SUXOS	12

Was a Job Safety meeting held this date? Yes X No

(If yes attach copy of minutes)

Were there any lost time accidents this date? Yes No X

(If yes attach copy of OSHA report)

Total Work Hours on Site This Date 68

Previous Cumulative Work Hours 7649

(See Previous Report)

Total Cumulative Work Hours to Date 7717

List of Actions taken today / Inspections conducted.

Equipment / material received today to be incorporated in job.

Equipment on job site today, including number of hours used today.

Remarks: Acquired the remainder of targets in G6 & G13. Intrusive investigation done. Unable to complete grids this day.

Superintendent/SUXOS: Date: 2/28/07

TETRA TECH EC, INC.

DAILY OPERATIONS REPORT – MEC OPERATIONS

(Attach additional sheets if necessary)

Project Number:	8516.0003.0000.00000	**REPORT NUMBER:**	131
Title & Location:	Beaumont Site 1, Beaumont, CA	Date & Time:	3/1/2007
Contractor:	Lockheed Martin Corp.	Weather:	sunny
Superintendent/SUXOS:	Robert Stout		

WORK PREFORMED TODAY

Description:	Employer	No.	Trade	Hours
Intrusive investigation in G6 & G13	TTECI	1	UXO I	11
Excavation of pit in G26		1	UXO II	11
		2	UXO III	22
		1	SUXOSO	12
		1	SUXOS	12

Was a Job Safety meeting held this date? (If yes attach copy of minutes)	Yes	X	No	Total Work Hours on Site This Date	68
Were there any lost time accidents this date? (If yes attach copy of OSHA report)	Yes		No	Previous Cumulative Work Hours (See Previous Report)	7717
				Total Cumulative Work Hours to Date	7785

List of Actions taken today / Inspections conducted.

Equipment / material received today to be incorporated in job.

Equipment on job site today, including number of hours used today. Back hoe, 9 hrs

Remarks: Completed G6 & G13. Grid breakdown:
G6 – 142 total, 13 – no finds, 1 – MEC scrap, 128 – metal waste
G13 – 112 total, 4 – no finds, 108 – metal waste
Started and completed excavation at pit in G29. Concrete slabs uncovered, 11 pieces of MEC scrap removed.

Superintendent/SUXOS: Date: 3/1/07

TETRA TECH EC, INC.

DAILY OPERATIONS REPORT – MEC OPERATIONS

(Attach additional sheets if necessary)

Project Number:	8516.0003.0000.00000	**REPORT NUMBER:**	132
Title & Location:	Beaumont Site 1, Beaumont, CA	Date & Time:	3/2/2007
Contractor:	Lockheed Martin Corp.	Weather:	Sunny, winds
Superintendent/SUXOS:	Robert Stout		

WORK PREFORMED TODAY

Description:	Employer	No.	Trade	Hours
Excavation of pit in G19	TTECI	1	UXO I	10
		1	UXO II	10
		2	UXO III	20
		1	SUXOSO	11
		1	SUXOS	11

Was a Job Safety meeting held this date? (If yes attach copy of minutes)	Yes	X	No		Total Work Hours on Site This Date: 62
Were there any lost time accidents this date? (If yes attach copy of OSHA report)	Yes		No	X	Previous Cumulative Work Hours (See Previous Report): 7785
					Total Cumulative Work Hours to Date: 7847

List of Actions taken today / Inspections conducted.

Equipment / material received today to be incorporated in job. Back hoe

Equipment on job site today, including number of hours used today. 2 - Back hoes, 12 hrs

Remarks: Excavated pit in G19. Excavation was limited to 1 foot, nothing found in spoils.
Started mag & dig/excavation of revetments.

Superintendent/SUXOS:

Date: 3/2/07

TETRA TECH EC, INC.

DAILY OPERATIONS REPORT – MEC OPERATIONS

(Attach additional sheets if necessary)

Project Number:	8516.0003.0000.00000	**REPORT NUMBER:**	133
Title & Location:	Beaumont Site 1, Beaumont, CA	Date & Time:	3/5/2007
Contractor:	Lockheed Martin Corp.	Weather:	Sunny, winds
Superintendent/SUXOS:	Robert Stout		

WORK PREFORMED TODAY

Description:	Employer	No.	Trade	Hours
Removal of revetments in Area A	TTECI	1	UXO I	10
		1	UXO II	10
		2	UXO III	20
		1	SUXOSO	11
		1	SUXOS	11

Was a Job Safety meeting held this date? (If yes attach copy of minutes)	Yes	X	No	Total Work Hours on Site This Date	62
Were there any lost time accidents this date? (If yes attach copy of OSHA report)	Yes		No	Previous Cumulative Work Hours (See Previous Report)	7847
				Total Cumulative Work Hours to Date	7909

List of Actions taken today / Inspections conducted.

Equipment / material received today to be incorporated in job.

Equipment on job site today, including number of hours used today. 2 - Back hoes, 15 hrs

Remarks: Continued removal of revetments in Area A. Found 30mm projectile late in the day for disposal operations. SUXOS & SUXOSO stood 6 hour watches on ordnance overnight..
Site without electrical power, probably due to high winds during the weekend.

Superintendent/SUXOS:

Date: 3/5/07

TETRA TECH EC, INC.

DAILY OPERATIONS REPORT – MEC OPERATIONS

(Attach additional sheets if necessary)

Project Number:	8516.0003.0000.00000	**REPORT NUMBER:**	134
Title & Location:	Beaumont Site 1, Beaumont, CA	Date & Time:	3/6/2007
Contractor:	Lockheed Martin Corp.	Weather:	Sunshine
Superintendent/SUXOS:	Robert Stout		

WORK PREFORMED TODAY

Description:	Employer	No.	Trade	Hours
Continue excavation of revetments in Area A	TTECI	1	UXO I	10
Explosive disposal operations		1	UXO II	10
		2	UXO III	20
		1	SUXOSO	11
		1	SUXOS	11

Was a Job Safety meeting held this date? Yes X No ____
(If yes attach copy of minutes)

Were there any lost time accidents this date? Yes ____ No X
(If yes attach copy of OSHA report)

Total Work Hours on Site This Date 62

Previous Cumulative Work Hours 7909
(See Previous Report)

Total Cumulative Work Hours to Date 7971

List of Actions taken today / Inspections conducted.

Equipment / material received today to be incorporated in job.

Equipment on job site today, including number of hours used today. 2 - Back hoes, 14 hrs

Remarks: Disposed of 30mm projectile found late in the day on 3/5. Projectile was inert. Continued removal of revetments. Power restored to the site.

Superintendent/SUXOS: Date: 3/6/07

TETRA TECH EC, INC.

DAILY OPERATIONS REPORT – MEC OPERATIONS

(Attach additional sheets if necessary)

Project Number: 8516.0003.0000.00000 **REPORT NUMBER:** 135

Title & Location: Beaumont Site 1, Beaumont, CA Date & Time: 3/7/2007

Contractor: Lockheed Martin Corp. Weather: Sunshine

Superintendent/SUXOS: Robert Stout

WORK PREFORMED TODAY

Description:	Employer	No.	Trade	Hours
Continue excavation of revetments in Area A	TTECI	1	UXO I	10
		1	UXO II	10
		2	UXO III	20
		1	SUXOSO	11
		1	SUXOS	11

Was a Job Safety meeting held this date? Yes X No ____ Total Work Hours on Site This Date 62

(If yes attach copy of minutes)

Were there any lost time accidents this date? Yes ____ No X Previous Cumulative Work Hours 7971

(If yes attach copy of OSHA report) (See Previous Report)

Total Cumulative Work Hours to Date 8033

List of Actions taken today / Inspections conducted.

Equipment / material received today to be incorporated in job.

Equipment on job site today, including number of hours used today. 2 - Back hoes, 16 hrs

Remarks: Continued removal of revetments. South revetment ½ done, north revetment 2/3 done.

Superintendent/SUXOS: Date: 3/7/07

TETRA TECH EC, INC.

DAILY OPERATIONS REPORT – MEC OPERATIONS

(Attach additional sheets if necessary)

Project Number: 8516.0003.0000.00000 **REPORT NUMBER:** 136

Title & Location: Beaumont Site 1, Beaumont, CA Date & Time: 3/8/2007

Contractor: Lockheed Martin Corp. Weather: Sunshine

Superintendent/SUXOS: Robert Stout

WORK PREFORMED TODAY

Description:	Employer	No.	Trade	Hours
Continue excavation of revetments in Area A	TTECI	1	UXO I	10
		1	UXO II	10
		2	UXO III	20
		1	SUXOSO	11
		1	SUXOS	11

Was a Job Safety meeting held this date? Yes X No

(If yes attach copy of minutes)

Were there any lost time accidents this date? Yes No X

(If yes attach copy of OSHA report)

Total Work Hours on Site This Date 62

Previous Cumulative Work Hours 8033

(See Previous Report)

Total Cumulative Work Hours to Date 8095

List of Actions taken today / Inspections conducted.

Equipment / material received today to be incorporated in job.

Equipment on job site today, including number of hours used today. 2 - Back hoes, 16 hrs

Remarks: Continued removal of revetments. South revetment 9/10ths done. North revetment 9/10ths done.

Superintendent/SUXOS: Date: 3/8/07

TETRA TECH EC, INC.

DAILY OPERATIONS REPORT – MEC OPERATIONS

(Attach additional sheets if necessary)

Project Number:	8516.0003.0000.00000	**REPORT NUMBER:**	137
Title & Location:	Beaumont Site 1, Beaumont, CA	Date & Time:	3/9/2007
Contractor:	Lockheed Martin Corp.	Weather:	Sunshine
Superintendent/SUXOS:	Robert Stout		

WORK PREFORMED TODAY

Description:	Employer	No.	Trade	Hours
Completed revetment removal	TTECI	1	UXO I	10
Started MWD berm		1	UXO II	10
		2	UXO III	20
		1	SUXOSO	11
		1	SUXOS	11

Was a Job Safety meeting held this date? Yes X No ____
(If yes attach copy of minutes)

Were there any lost time accidents this date? Yes ____ No X
(If yes attach copy of OSHA report)

Total Work Hours on Site This Date 62

Previous Cumulative Work Hours 8095
(See Previous Report)

Total Cumulative Work Hours to Date 8157

List of Actions taken today / Inspections conducted.
Magazine Inspection

Equipment / material received today to be incorporated in job.

Equipment on job site today, including number of hours used today. 2 - Back hoes, 14 hrs

Remarks: Completed revetment removal. Located: 1 – MEC (inert), 1 – MEC scrap, 18 – metal waste. Started excavation of MWD berm, located 3 – metal waste.
1 backhoe taken off rent today.

Superintendent/SUXOS: Date: 3/9/07

TETRA TECH EC, INC.

DAILY OPERATIONS REPORT – MEC OPERATIONS

(Attach additional sheets if necessary)

Project Number: 8516.0003.0000.00000

REPORT NUMBER: 138

Title & Location: Beaumont Site 1, Beaumont, CA

Date & Time: 3/12/2007

Contractor: Lockheed Martin Corp.

Weather: Sunshine, high temperatures

Superintendent/SUXOS: Robert Stout

WORK PREFORMED TODAY

Description:	Employer	No.	Trade	Hours
Continue MWD berm removal	TTECI	1	UXO I	10
		1	UXO II	10
		2	UXO III	20
		1	SUXOSO	11
		1	SUXOS	11

Was a Job Safety meeting held this date? Yes X No ____

(If yes attach copy of minutes)

Were there any lost time accidents this date? Yes ____ No X

(If yes attach copy of OSHA report)

Total Work Hours on Site This Date 62

Previous Cumulative Work Hours (See Previous Report) 8157

Total Cumulative Work Hours to Date 8219

List of Actions taken today / Inspections conducted.

Equipment / material received today to be incorporated in job.

Equipment on job site today, including number of hours used today. 1 - Back hoe, 8 hrs

Remarks: Continued MWD berm removal.

Superintendent/SUXOS:

Date: 3/12/07

TETRA TECH EC, INC.

DAILY OPERATIONS REPORT – MEC OPERATIONS

(Attach additional sheets if necessary)

Project Number: 8516.0003.0000.00000 **REPORT NUMBER:** 139

Title & Location: Beaumont Site 1, Beaumont, CA Date & Time: 3/13/2007

Contractor: Lockheed Martin Corp. Weather: Sunshine, high temperatures

Superintendent/SUXOS: Robert Stout

WORK PREFORMED TODAY

Description:	Employer	No.	Trade	Hours
Continue MWD berm removal	TTECI	1	UXO I	10
Stake grid corners in Area I.		1	UXO II	10
Road improvement in Area I.		2	UXO III	20
		1	SUXOSO	11
		1	SUXOS	11

Was a Job Safety meeting held this date? Yes X No ____ Total Work Hours on Site This Date 62

(If yes attach copy of minutes)

Were there any lost time accidents this date? Yes ____ No X Previous Cumulative Work Hours 8219

(If yes attach copy of OSHA report) (See Previous Report)

Total Cumulative Work Hours to Date 8281

List of Actions taken today / Inspections conducted.

Equipment / material received today to be incorporated in job.

Equipment on job site today, including number of hours used today. 1 - Back hoe, 8 hrs

Remarks: Completed MWD berm removal. Nothing found but pieces of metal waste. Staked grid, boundry, and transect points in Area I.

Superintendent/SUXOS: Date: 3/13/07

TETRA TECH EC, INC.

DAILY OPERATIONS REPORT – MEC OPERATIONS

(Attach additional sheets if necessary)

Project Number: ~~8516.0003.0000.00000~~ m 8526.0002.0000.00000 **REPORT NUMBER:** 140

Title & Location: Beaumont Site 1, Beaumont, CA Date & Time: 3/14/2007

Contractor: Lockheed Martin Corp. Weather: Sunshine, high temperatures

Superintendent/SUXOS: Robert Stout

WORK PREFORMED TODAY

Description:	Employer	No.	Trade	Hours
Surface clearance of grids in Area I	TTECI	1	UXO I	10
Firing point elevation profile in Area I		1	UXO II	10
Stake out Area I boundary points		2	UXO III	20
		1	SUXOSO	11
		1	SUXOS	11

Was a Job Safety meeting held this date? Yes X No ____ Total Work Hours on Site This Date 62

(If yes attach copy of minutes)

Were there any lost time accidents this date? Yes ____ No X Previous Cumulative Work Hours 8281

(If yes attach copy of OSHA report) (See Previous Report)

Total Cumulative Work Hours to Date 8343

List of Actions taken today / Inspections conducted.

Equipment / material received today to be incorporated in job.

Equipment on job site today, including number of hours used today.

Remarks: Surface clearance done on grids where vegetation removal will be performed. Elevation profile of firing line from a point on the south side of the airfield to above the northern berm completed. 44 boundary points staked around Area I.

Superintendent/SUXOS: Date: 3/14/07

TETRA TECH EC, INC.

DAILY OPERATIONS REPORT – MEC OPERATIONS

(Attach additional sheets if necessary)

Project Number: ~~8516.0003.0000.00000~~ W, 8526.0002.0000.00000 **REPORT NUMBER:** 141

Title & Location: Beaumont Site 1, Beaumont, CA Date & Time: 3/15/2007

Contractor: Lockheed Martin Corp. Weather: Sunshine, high temperatures, windy

Superintendent/SUXOS: Robert Stout

WORK PREFORMED TODAY

Description:	Employer	No.	Trade	Hours
Tetra Linx training	TTECI	1	UXO I	10
Vegetation removal in Area I.		1	UXO II	10
		2	UXO III	20
		1	SUXOSO	11
		1	SUXOS	11

Was a Job Safety meeting held this date? Yes X No ____ Total Work Hours on Site This Date 62

(If yes attach copy of minutes)

Were there any lost time accidents this date? Yes ____ No X Previous Cumulative Work Hours 8343

(If yes attach copy of OSHA report) (See Previous Report)

Total Cumulative Work Hours to Date 8405

List of Actions taken today / Inspections conducted.

Equipment / material received today to be incorporated in job. Mower, Water truck

Equipment on job site today, including number of hours used today. Mower, water truck, 4 hrs.

Remarks: Started vegetation removal in Area I.

Tetra Linx training at Tetra Tech Div. office in San Bernardino.

Superintendent/SUXOS: Date: 3/15/07

TETRA TECH EC, INC.

DAILY OPERATIONS REPORT – MEC OPERATIONS

(Attach additional sheets if necessary)

Project Number: ~~8516.0003.0000.00000~~ 8526.0003.0000.00000 **REPORT NUMBER:** 142

Title & Location: Beaumont Site 1, Beaumont, CA Date & Time: 3/16/2007

Contractor: Lockheed Martin Corp. Weather: Sunshine, high temperatures, windy

Superintendent/SUXOS: Robert Stout

WORK PREFORMED TODAY

Description:	Employer	No.	Trade	Hours
Vegetation removal in Area I.	TTECI	2	UXO I	20
		1	UXO II	10
		2	UXO III	20
		1	SUXOSO	11
		1	SUXOS	11

Was a Job Safety meeting held this date? Yes X No

(If yes attach copy of minutes)

Were there any lost time accidents this date? Yes No X

(If yes attach copy of OSHA report)

Total Work Hours on Site This Date 72

Previous Cumulative Work Hours (See Previous Report) 8405

Total Cumulative Work Hours to Date 8477

List of Actions taken today / Inspections conducted.

Magazine Inspection

Equipment / material received today to be incorporated in job.

Equipment on job site today, including number of hours used today. Mower, water truck, 8 hrs.

Remarks: Continued vegetation removal in Area I.

New UXO Tech 1 Mike Weston onsite today.

Phone lines down.

Superintendent/SUXOS: Date: 3/16/07

TETRA TECH EC, INC.

DAILY OPERATIONS REPORT – MEC OPERATIONS

(Attach additional sheets if necessary)

Project Number: ~~8516.0003.0000.00000~~ 8526.6002.0000.00000 **REPORT NUMBER:** 143

Title & Location: Beaumont Site 1, Beaumont, CA Date & Time: 3/19/2007

Contractor: Lockheed Martin Corp. Weather: Fog, sunshine later in the day

Superintendent/SUXOS: Robert Stout

WORK PREFORMED TODAY

Description:	Employer	No.	Trade	Hours
De-mil of MEC scrap	TTECI	2	UXO I	20
Set-up of EM61		1	UXO II	10
		2	UXO III	20
		1	SUXOSO	11
		1	SUXOS	11

Was a Job Safety meeting held this date? Yes X No ____ Total Work Hours on Site This Date 72

(If yes attach copy of minutes)

Were there any lost time accidents this date? Yes ____ No X Previous Cumulative Work Hours 8477

(If yes attach copy of OSHA report) (See Previous Report)

Total Cumulative Work Hours to Date 8549

List of Actions taken today / Inspections conducted.

Equipment / material received today to be incorporated in job.

Equipment on job site today, including number of hours used today. .

Remarks: Set-up EM61 with "rickshaw" modification.
De-mil with chop saw started.
Phone lines repaired.

Superintendent/SUXOS: Date: 3/19/07

TETRA TECH EC, INC.

DAILY OPERATIONS REPORT – MEC OPERATIONS

(Attach additional sheets if necessary)

Project Number: ~~8516.0003.0000.00000~~ W? 8526.0002.0000.00000

REPORT NUMBER: 144

Title & Location: Beaumont Site 1, Beaumont, CA

Date & Time: 3/20/2007

Contractor: Lockheed Martin Corp.

Weather: Cloudy, sunshine later in the day

Superintendent/SUXOS: Robert Stout

WORK PREFORMED TODAY

Description:	Employer	No.	Trade	Hours
Vegetation removal in Area I	TTECI	2	UXO I	20
Test out of EM61		1	UXO II	10
		2	UXO III	20
		1	SUXOSO	11
		1	SUXOS	11

Was a Job Safety meeting held this date? Yes X No ____ (If yes attach copy of minutes)

Were there any lost time accidents this date? Yes ____ No X (If yes attach copy of OSHA report)

Total Work Hours on Site This Date: 72

Previous Cumulative Work Hours (See Previous Report): 8549

Total Cumulative Work Hours to Date: 8621

List of Actions taken today / Inspections conducted.

Equipment / material received today to be incorporated in job. Billy Goat mower

Equipment on job site today, including number of hours used today. Billy Goat mower, 6 hrs.

Remarks: Test out of EM61.

Vegetation removal around target berm in Area I, utilizing a Billy Goat mower to get at terrain the John Deere mower could not get at.

Superintendent/SUXOS:

Date: 3/20/07

TETRA TECH EC, INC.

DAILY OPERATIONS REPORT – MEC OPERATIONS

(Attach additional sheets if necessary)

Project Number: ~~8516.0003.0000.00000~~ 8526.0002.0000.00001 **REPORT NUMBER:** 145

Title & Location: Beaumont Site 1, Beaumont, CA Date & Time: 3/21/2007

Contractor: Lockheed Martin Corp. Weather: Cloudy, scattered showers

Superintendent/SUXOS: Robert Stout

WORK PREFORMED TODAY

Description:	Employer	No.	Trade	Hours
Geophysical mapping in Area I	TTECI	2	UXO I	20
Mag & dig in Target Berm in Area I		1	UXO II	10
Explosive disposal operations		2	UXO III	20
		1	SUXOSO	11
		1	SUXOS	11

Was a Job Safety meeting held this date? Yes X No ____ Total Work Hours on Site This Date 72

(If yes attach copy of minutes)

Were there any lost time accidents this date? Yes ____ No X Previous Cumulative Work Hours 8621

(If yes attach copy of OSHA report) (See Previous Report)

Total Cumulative Work Hours to Date 8693

List of Actions taken today / Inspections conducted.

Equipment / material received today to be incorporated in job.

Equipment on job site today, including number of hours used today.

Remarks: Started geophysical mapping on the south end of Area I. Completed mapping of 6 grids. Started mag & dig on the Target Area Berm. Completed 6 lanes, recovered 3 – MEC, 1 – MEC scrap, 8 – metal waste. Conducted explosive ordnance operations at Target Berm in Area I on 3 MEC items found during mag & dig operations. All 3 were found to be inert.

Superintendent/SUXOS: Date: 3/21/07

TETRA TECH EC, INC.

DAILY OPERATIONS REPORT – MEC OPERATIONS

(Attach additional sheets if necessary)

Project Number: ~~8516.0003.0000.00000~~ 8526.0002.0000.00000 **REPORT NUMBER:** 146

Title & Location: Beaumont Site 1, Beaumont, CA Date & Time: 3/22/2007

Contractor: Lockheed Martin Corp. Weather: Sunny

Superintendent/SUXOS: Robert Stout

WORK PREFORMED TODAY

Description:	Employer	No.	Trade	Hours
Geophysical mapping in Area I	TTECI	2	UXO I	20
Mowing of Area B & C		1	UXO II	10
		2	UXO III	20
		1	SUXOSO	11
		1	SUXOS	11

Was a Job Safety meeting held this date? Yes X No ____ (If yes attach copy of minutes)

Were there any lost time accidents this date? Yes ____ No X (If yes attach copy of OSHA report)

Total Work Hours on Site This Date 72

Previous Cumulative Work Hours (See Previous Report) 8693

Total Cumulative Work Hours to Date 8765

List of Actions taken today / Inspections conducted.

Equipment / material received today to be incorporated in job.

Equipment on job site today, including number of hours used today.

Remarks: Allegro unit went down during geophysical mapping. Unable to get any data in Area I.
Started mowing area designated for EM31 survey in Area B & C.

Superintendent/SUXOS: Date: 3/23/07

TETRA TECH EC, INC.

DAILY OPERATIONS REPORT – MEC OPERATIONS

(Attach additional sheets if necessary)

Project Number:	~~8516.0003.0000.00000~~ 8526.0002.0000.00006	**REPORT NUMBER:**	147
Title & Location:	Beaumont Site 1, Beaumont, CA	Date & Time:	3/23/2007
Contractor:	Lockheed Martin Corp.	Weather:	Sunny
Superintendent/SUXOS:	Robert Stout		

WORK PREFORMED TODAY

Description:	Employer	No.	Trade	Hours
Geophysical mapping in Area I	TTECI	2	UXO I	20
Mowing of Area B & C		1	UXO II	10
		2	UXO III	20
		1	SUXOSO	11
		1	SUXOS	11

Was a Job Safety meeting held this date? (If yes attach copy of minutes)	Yes	X	No		Total Work Hours on Site This Date: 72
Were there any lost time accidents this date? (If yes attach copy of OSHA report)	Yes		No	X	Previous Cumulative Work Hours (See Previous Report): 8765
					Total Cumulative Work Hours to Date: 8837

List of Actions taken today / Inspections conducted.

Equipment / material received today to be incorporated in job.

Equipment on job site today, including number of hours used today.

Remarks: Received a replacement for the inoperable Allegro unit. Continued geophysical mapping of grids in Area I. Completed grids 7 & 8. Continued mowing area designated for EM31 survey in Area B & C.

Superintendent/SUXOS: Date: 3/23/07

TETRA TECH EC, INC.

DAILY OPERATIONS REPORT – MEC OPERATIONS

(Attach additional sheets if necessary)

Project Number: ~~8516.0003.0000.00000~~ ws 8526.0002.0000.00000 **REPORT NUMBER:** 148

Title & Location: Beaumont Site 1, Beaumont, CA Date & Time: 3/26/2007

Contractor: Lockheed Martin Corp. Weather: Morning fog, afternoon sunshine

Superintendent/SUXOS: Robert Stout

WORK PREFORMED TODAY

Description:	Employer	No.	Trade	Hours
Geophysical mapping in Area I	TTECI	2	UXO I	20
Mowing of Area B & C		1	UXO II	10
Mag & dig at Target Berm in Area I		2	UXO III	20
Explosive disposal operations.		1	SUXOSO	11
		1	SUXOS	11

Was a Job Safety meeting held this date? Yes X No ____ Total Work Hours on Site This Date 72

(If yes attach copy of minutes)

Were there any lost time accidents this date? Yes ____ No X Previous Cumulative Work Hours 8837

(If yes attach copy of OSHA report) (See Previous Report)

Total Cumulative Work Hours to Date 8909

List of Actions taken today / Inspections conducted.

Equipment / material received today to be incorporated in job.

Equipment on job site today, including number of hours used today.

Remarks: Completed mowing in Areas B & C for EM31 survey. Geo completes grids I – 3 & 10. UXO continues mag & dig at Target Berm in Area I. Uncovered 2 – 27.5mm projectiles. Performed blow-in-place operations on both. They were inert.

Superintendent/SUXOS: Date: 3/26/07

TETRA TECH EC, INC.

DAILY OPERATIONS REPORT – MEC OPERATIONS

(Attach additional sheets if necessary)

Project Number:	~~8516.0003.0000.00000~~ 8526 0002 0000 0000	REPORT NUMBER:	149
Title & Location:	Beaumont Site 1, Beaumont, CA	Date & Time:	3/27/2007
Contractor:	Lockheed Martin Corp.	Weather:	Intermittent rain, high winds
Superintendent/SUXOS:	Robert Stout		

WORK PREFORMED TODAY

Description:	Employer	No.	Trade	Hours
Geophysical mapping in Area I	TTECI	2	UXO I	20
Mag & dig at Target Berm in Area I		1	UXO II	10
Explosive disposal operations.		2	UXO III	20
		1	SUXOSO	11
		1	SUXOS	11

Was a Job Safety meeting held this date? (If yes attach copy of minutes)	Yes	X	No	Total Work Hours on Site This Date	72
Were there any lost time accidents this date? (If yes attach copy of OSHA report)	Yes		No	Previous Cumulative Work Hours (See Previous Report)	8909
				Total Cumulative Work Hours to Date	8981

List of Actions taken today / Inspections conducted.

Equipment / material received today to be incorporated in job.

Equipment on job site today, including number of hours used today.

Remarks: Geo completes grids I – 9, 12, 13, 14, 15, 16. UXO completes mag & dig at Target Berm in Area I. Uncovered 1 – 27.5mm projectile. Performed blow-in-place operations on item. It was inert.

Superintendent/SUXOS: Date: 3/27/07

TETRA TECH EC, INC.

DAILY OPERATIONS REPORT – MEC OPERATIONS

(Attach additional sheets if necessary)

Project Number: ~~0516.0003.0000.00000~~ M8526-0002-0000-00000 **REPORT NUMBER:** 150

Title & Location: Beaumont Site 1, Beaumont, CA Date & Time: 3/28/2007

Contractor: Lockheed Martin Corp. Weather: Sunny,

Superintendent/SUXOS: Robert Stout

WORK PREFORMED TODAY

Description:	Employer	No.	Trade	Hours
Geophysical mapping in Area I	TTECI	2	UXO I	20
Target berm removal		1	UXO II	10
Metal target removal and mag & dig.		2	UXO III	20
		1	SUXOSO	11
		1	SUXOS	11

Was a Job Safety meeting held this date? Yes X No ____ Total Work Hours on Site This Date 72

(If yes attach copy of minutes)

Were there any lost time accidents this date? Yes ____ No X Previous Cumulative Work Hours 8981

(If yes attach copy of OSHA report) (See Previous Report)

Total Cumulative Work Hours to Date 9053

List of Actions taken today / Inspections conducted.

Equipment / material received today to be incorporated in job. Back hoe

Equipment on job site today, including number of hours used today. Back hoe, 7 hrs

Remarks: Geo completes grids I – 17, 18, 19, 20, 21. UXO crew recovered metal targets and performed mag & dig around excavation of target area in stream bed. Dug down to 4 feet and still had contacts with the Valon. Hole was filled in. Started to take down target berm.

Dave Keller on site to give safety brief.

Slade Laneer on site for EM31 survey of Area B & C.

Superintendent/SUXOS: Date: 3/28/07

TETRA TECH EC, INC.

DAILY OPERATIONS REPORT – MEC OPERATIONS

(Attach additional sheets if necessary)

Project Number: ~~8516.0003.0000.00000~~ 8526.0002.0000.00000 **REPORT NUMBER:** 151

Title & Location: Beaumont Site 1, Beaumont, CA Date & Time: 3/29/2007

Contractor: Lockheed Martin Corp. Weather: Sunny

Superintendent/SUXOS: Robert Stout

WORK PREFORMED TODAY

Description:	Employer	No.	Trade	Hours
Geophysical mapping in Area I	TTECI	2	UXO I	20
Target berm removal		1	UXO II	10
Explosive disposal operations		2	UXO III	20
		1	SUXOSO	11
		1	SUXOS	11

Was a Job Safety meeting held this date? Yes X No ____ Total Work Hours on Site This Date 72

(If yes attach copy of minutes)

Were there any lost time accidents this date? Yes ____ No X Previous Cumulative Work Hours 9053

(If yes attach copy of OSHA report) (See Previous Report)

Total Cumulative Work Hours to Date 9125

List of Actions taken today / Inspections conducted.

Equipment / material received today to be incorporated in job.

Equipment on job site today, including number of hours used today. Back hoe, 7 hrs

Remarks: Geo completes grids I – 16,22,23,24,25. UXO crew continued to take down target berm. Located 1 – 27mm projectile. Explosive demolition operations conducted. Projectile was inert.

Superintendent/SUXOS: Date: 3/29/07

TETRA TECH EC, INC.

DAILY OPERATIONS REPORT – MEC OPERATIONS

(Attach additional sheets if necessary)

Project Number:	~~8516.0003.0000.00000~~ 8526.0002.0000.00000	**REPORT NUMBER:**	152
Title & Location:	Beaumont Site 1, Beaumont, CA	Date & Time:	3/30/2007
Contractor:	Lockheed Martin Corp.	Weather:	Sunny
Superintendent/SUXOS:	Robert Stout		

WORK PREFORMED TODAY

Description:	Employer	No.	Trade	Hours
Geophysical mapping in Area I	TTECI	2	UXO I	20
Target berm removal		1	UXO II	10
Explosive disposal operations		2	UXO III	20
Explosive de-mil operations		1	SUXOSO	11
		1	SUXOS	11

Was a Job Safety meeting held this date? Yes X No ____
(If yes attach copy of minutes)

Were there any lost time accidents this date? Yes ____ No X
(If yes attach copy of OSHA report)

Total Work Hours on Site This Date 72

Previous Cumulative Work Hours 9125
(See Previous Report)

Total Cumulative Work Hours to Date 9197

List of Actions taken today / Inspections conducted.

Equipment / material received today to be incorporated in job.

Equipment on job site today, including number of hours used today. Back hoe, 5 hrs

Remarks: Geo completes grids I – 26,27,28,29. UXO crew continued to take down target berm. Located 1 – 27mm projectile. Explosive demolition operations conducted. Projectile was inert. Conducted explosive de-mil operations in Area A. Attempted to de-mil 20 – 30mm projectiles with Kinepak explosives. Results were not favorable. Kinepak worked well at de-mil of the 30mm penetrators but not the steel projectiles. Only 7 projectiles were demilled sufficiently. Sound testing was done on the detonations by Steve Montgomery and Kerry Hennon.

Superintendent/SUXOS: Date: 3/30/07

TETRA TECH EC, INC.

DAILY OPERATIONS REPORT – MEC OPERATIONS

(Attach additional sheets if necessary)

Project Number: ~~8516.0003.0000.00000~~ 8526.0002.0000.00000 **REPORT NUMBER:** 153

Title & Location: Beaumont Site 1, Beaumont, CA Date & Time: 4/2/2007

Contractor: Lockheed Martin Corp. Weather: Sunny

Superintendent/SUXOS: Robert Stout

WORK PREFORMED TODAY

Description:	Employer	No.	Trade	Hours
Geophysical mapping in Area I	TTECI	2	UXO I	20
Target berm removal		1	UXO II	10
Explosive disposal operations		2	UXO III	20
		1	SUXOSO	11
		1	SUXOS	11

Was a Job Safety meeting held this date? Yes X No ____ Total Work Hours on Site This Date 72

(If yes attach copy of minutes)

Were there any lost time accidents this date? Yes ____ No X Previous Cumulative Work Hours 9197

(If yes attach copy of OSHA report) (See Previous Report)

Total Cumulative Work Hours to Date 9269

List of Actions taken today / Inspections conducted.

Equipment / material received today to be incorporated in job.

Equipment on job site today, including number of hours used today. Back hoe, 8 hrs

Remarks: Geo work today was to redo partial grid in I-28 due to low battery. Geo survey done on gap between mag & dig area and grids. UXO continues target berm removal. Found 1 – 27.5mm projectile. Explosive disposal done on item. Projectile was inert.

Superintendent/SUXOS: Date: 4/2/07

TETRA TECH EC, INC.

DAILY OPERATIONS REPORT – MEC OPERATIONS

(Attach additional sheets if necessary)

Project Number: ~~8516.0003.0000.00000~~ N68526-0002-0000.00000 **REPORT NUMBER:** 154

Title & Location: Beaumont Site 1, Beaumont, CA Date & Time: 4/3/2007

Contractor: Lockheed Martin Corp. Weather: Sunny

Superintendent/SUXOS: Robert Stout

WORK PREFORMED TODAY

Description:	Employer	No.	Trade	Hours
Geophysical mapping in Area I	TTECI	2	UXO I	20
Target berm removal		1	UXO II	8
Explosive disposal operations		2	UXO III	20
		1	SUXOSO	11
		1	SUXOS	11

Was a Job Safety meeting held this date? Yes X No ____ (If yes attach copy of minutes)

Were there any lost time accidents this date? Yes ____ No X (If yes attach copy of OSHA report)

Total Work Hours on Site This Date 70

Previous Cumulative Work Hours (See Previous Report) 9269

Total Cumulative Work Hours to Date 9339

List of Actions taken today / Inspections conducted.

Equipment / material received today to be incorporated in job.

Equipment on job site today, including number of hours used today. Back hoe, 8 hrs

Remarks: Geo completes gaps in southern part of airfield. Finished survey of gap around mag & dig. UXO crew found 5 – 27.5mm projectiles in Target Berm. Explosive disposal operations conducted. All projectiles were inert.

Superintendent/SUXOS: Date: 4/3/07

TETRA TECH EC, INC.

DAILY OPERATIONS REPORT – MEC OPERATIONS

(Attach additional sheets if necessary)

Project Number: ~~8516.0003.0000.00000~~ 8526-0002-0000.00000 **REPORT NUMBER:** 155

Title & Location: Beaumont Site 1, Beaumont, CA Date & Time: 4/4/2007

Contractor: Lockheed Martin Corp. Weather: Sunny

Superintendent/SUXOS: Robert Stout

WORK PREFORMED TODAY

Description:	Employer	No.	Trade	Hours
Geophysical mapping in Area I	TTECI	2	UXO I	20
Target berm removal		1	UXO II	6
Explosive disposal operations		2	UXO III	20
		1	SUXOSO	11
		1	SUXOS	11

Was a Job Safety meeting held this date? Yes X No ____ (If yes attach copy of minutes)

Were there any lost time accidents this date? Yes ____ No X (If yes attach copy of OSHA report)

Total Work Hours on Site This Date 68

Previous Cumulative Work Hours (See Previous Report) 9339

Total Cumulative Work Hours to Date 9407

List of Actions taken today / Inspections conducted.

Equipment / material received today to be incorporated in job.

Equipment on job site today, including number of hours used today. Back hoe, 8 hrs

Remarks: Geo completes recollecting data in I – 17, 20, 21. UXO crew found 2 – 27.5mm projectiles in Target Berm. Explosive disposal operations conducted. Projectiles were inert.

Conducted cursory survey with a Valon metal locator of the area profiled in the firing line elevation study. Area was in line with concrete targets and target berm. Searched the lip of the north side of the gorge. Nothing found.

Jim Rossi left early for dental appointment.

Superintendent/SUXOS: Date: 4/4/07

TETRA TECH EC, INC.

DAILY OPERATIONS REPORT – MEC OPERATIONS

(Attach additional sheets if necessary)

Project Number: ~~8516.0003.0000.00000~~ N8526.0002.0000.00400 **REPORT NUMBER:** 156

Title & Location: Beaumont Site 1, Beaumont, CA Date & Time: 4/5/2007

Contractor: Lockheed Martin Corp. Weather: Sunny

Superintendent/SUXOS: Robert Stout

WORK PREFORMED TODAY

Description:	Employer	No.	Trade	Hours
Geophysical mapping in Area I	TTECI	2	UXO I	20
Target berm removal		1	UXO II	10
Explosive disposal operations		2	UXO III	20
		1	SUXOSO	11
		1	SUXOS	11

Was a Job Safety meeting held this date? Yes X No ____ (If yes attach copy of minutes)

Were there any lost time accidents this date? Yes ____ No X (If yes attach copy of OSHA report)

Total Work Hours on Site This Date 72

Previous Cumulative Work Hours (See Previous Report) 9407

Total Cumulative Work Hours to Date 9479

List of Actions taken today / Inspections conducted.

Equipment / material received today to be incorporated in job.

Equipment on job site today, including number of hours used today. Back hoe, 8 hrs

Remarks: Geo completes recollecting data in grids I – 22, 23, 27. UXO completes Target berm removal. Crew found 1 – 27.5mm projectile in Target Berm. Explosive disposal operations conducted. Projectile was inert.

Superintendent/SUXOS: Date: 4/5/07

TETRA TECH EC, INC.

DAILY OPERATIONS REPORT – MEC OPERATIONS

(Attach additional sheets if necessary)

Project Number: ~~8516.0003.0000.00000~~ MS 8526.0002.0000.00000 **REPORT NUMBER:** 157

Title & Location: Beaumont Site 1, Beaumont, CA Date & Time: 4/6/2007

Contractor: Lockheed Martin Corp. Weather: Sunny

Superintendent/SUXOS: Robert Stout

WORK PREFORMED TODAY

Description:	Employer	No.	Trade	Hours
Geophysical mapping in Area I	TTECI	2	UXO I	20
Target stake out in Area I		1	UXO II	10
Explosive disposal operations		2	UXO III	20
		1	SUXOSO	11
		1	SUXOS	11

Was a Job Safety meeting held this date? Yes X No ____ Total Work Hours on Site This Date 72

(If yes attach copy of minutes)

Were there any lost time accidents this date? Yes ____ No X Previous Cumulative Work Hours 9479

(If yes attach copy of OSHA report) (See Previous Report)

Total Cumulative Work Hours to Date 9551

List of Actions taken today / Inspections conducted.

Equipment / material received today to be incorporated in job.

Equipment on job site today, including number of hours used today.

Remarks: A projectile was located in the area where target berm was located. Geo crew surveyed the area. Geo crew also staked out transects. Completed 1 transect. UXO crew staked out targets in grids I – 1, 3, 4, 5, 6, 7, 8, 9, 10. Performed explosive disposal on 27.5mm projectile. Item was inert.

EM31 survey of Area B & C completed.

Superintendent/SUXOS: Date: 4/6/07

TETRA TECH EC, INC.

DAILY OPERATIONS REPORT – MEC OPERATIONS

(Attach additional sheets if necessary)

Project Number: ~~8516.0003.0000.00000~~ W5 B526.0002.0004 E0000 **REPORT NUMBER:** 158

Title & Location: Beaumont Site 1, Beaumont, CA Date & Time: 4/9/2007

Contractor: Lockheed Martin Corp. Weather: Sunny

Superintendent/SUXOS: Robert Stout

WORK PREFORMED TODAY

Description:	Employer	No.	Trade	Hours
Geophysical mapping in Area I	TTECI	2	UXO I	20
Target stake out in Area I		1	UXO II	10
Intrusive investigation in Area I		2	UXO III	20
		1	SUXOSO	11
		1	SUXOS	11

Was a Job Safety meeting held this date? Yes X No ____ Total Work Hours on Site This Date 72

(If yes attach copy of minutes)

Were there any lost time accidents this date? Yes ____ No X Previous Cumulative Work Hours 9551

(If yes attach copy of OSHA report) (See Previous Report)

Total Cumulative Work Hours to Date 9623

List of Actions taken today / Inspections conducted.

Equipment / material received today to be incorporated in job.

Equipment on job site today, including number of hours used today.

Remarks: UXO starts intrusive investigation in the inner target area. Completed grids 1, 3, 4, 6, & 7. After consultation with geophysical staff in Denver, Colorado, the parameters for target analysis was adjusted and additional targets were added to grids 1, 4 & 7. UXO staked out these targets and additional targets in grids 8, 9, 10. During intrusive investigation, it was noticed that there were an abnormal number of no-finds and anomalies were being found 2 – 5' from the flag. This was consistent in grids 8, 9, 10 and additional targets added to grids 1, 4, 7. The GPS rover and the base station were checked and it was discovered that the base had stopped transmitting probably before the stake out of targets. All targets staked out would have to be re-investigated. Geo data collection could also be corrupted because of the base shut down. We will have the Geo staff check the data to determine if we will need to reaquire data in the transects.

Superintendent/SUXOS: Date: 4/9/07

TETRA TECH EC, INC.

DAILY OPERATIONS REPORT – MEC OPERATIONS

(Attach additional sheets if necessary)

Project Number: ~~8516.0003.0000.00000~~ W 8524 0002-0000-00000 **REPORT NUMBER:** 159

Title & Location: Beaumont Site 1, Beaumont, CA Date & Time: 4/10/2007

Contractor: Lockheed Martin Corp. Weather: Sunny

Superintendent/SUXOS: Robert Stout

WORK PREFORMED TODAY

Description:	Employer	No.	Trade	Hours
Geophysical mapping in Area I	TTECI	2	UXO I	20
Target stake out in Area I		1	UXO II	10
Intrusive investigation in Area I		2	UXO III	20
		1	SUXOSO	11
		1	SUXOS	11

Was a Job Safety meeting held this date? Yes X No ____ Total Work Hours on Site This Date 72

(If yes attach copy of minutes)

Were there any lost time accidents this date? Yes ____ No X Previous Cumulative Work Hours 9623

(If yes attach copy of OSHA report) (See Previous Report)

Total Cumulative Work Hours to Date 9695

List of Actions taken today / Inspections conducted.

Equipment / material received today to be incorporated in job.

Equipment on job site today, including number of hours used today.

Remarks: UXO rechecked grids 8, 9, 10, 1a, 4a, 7a. Original targets were definitely off due to base malfunction. UXO staked out and completed grids 9a, 12, 13, 27, 28, 29, 30.

Transect data collected on 4/9/07 by Geo crew was also affected by base station malfunction. Transects had to be redone.

Superintendent/SUXOS: Date: 4/10/07

TETRA TECH EC, INC.

DAILY OPERATIONS REPORT – MEC OPERATIONS

(Attach additional sheets if necessary)

Project Number: ~~8516.0003.0000.00000~~ MS 8526.0002.0006.00000

REPORT NUMBER: 160

Title & Location: Beaumont Site 1, Beaumont, CA

Date & Time: 4/11/2007

Contractor: Lockheed Martin Corp.

Weather: Sunny

Superintendent/SUXOS: Robert Stout

WORK PREFORMED TODAY

Description:	Employer	No.	Trade	Hours
Geophysical mapping in Area I	TTECI	2	UXO I	20
Target stake out in Area I		1	UXO II	10
Intrusive investigation in Area I		2	UXO III	20
Explosive MEC disposal		1	SUXOSO	11
Explosive de-mil performed		1	SUXOS	11

Was a Job Safety meeting held this date? Yes X No ____ (If yes attach copy of minutes)

Were there any lost time accidents this date? Yes ____ No X (If yes attach copy of OSHA report)

Total Work Hours on Site This Date: 72

Previous Cumulative Work Hours (See Previous Report): 9695

Total Cumulative Work Hours to Date: 9767

List of Actions taken today / Inspections conducted.

Equipment / material received today to be incorporated in job.

Equipment on job site today, including number of hours used today.

Remarks: Geo staked out targets in grids 17, 18, 19, 20, 21, 22, 23, 24, 25, 26, 14, 15, 16. UXO conducted intrusive investigation in same grids. Targets were staked out in the target berm area. One 27.5mm projectile was found. Explosive disposal done. Projectile was inert. Explosive de-mil performed on 13 partial projectiles collected in Areas A and I.

Superintendent/SUXOS:

Date: 4/11/07

TETRA TECH EC, INC.

DAILY OPERATIONS REPORT – MEC OPERATIONS

(Attach additional sheets if necessary)

Project Number: ~~8516.0003.0000.00000~~ 8526.0002.0000.00000 **REPORT NUMBER:** 161

Title & Location: Beaumont Site 1, Beaumont, CA Date & Time: 4/12/2007

Contractor: Lockheed Martin Corp. Weather: Cloudy, cool temperatures

Superintendent/SUXOS: Robert Stout

WORK PREFORMED TODAY

Description:	Employer	No.	Trade	Hours
Geophysical mapping in Area I	TTECI	2	UXO I	20
Target stake out in Area I		1	UXO II	10
Intrusive investigation in Area I		2	UXO III	20
		1	SUXOSO	11
		1	SUXOS	11

Was a Job Safety meeting held this date? Yes X No ___ Total Work Hours on Site This Date 72

(If yes attach copy of minutes)

Were there any lost time accidents this date? Yes ___ No X Previous Cumulative Work Hours 9757

(If yes attach copy of OSHA report) (See Previous Report)

Total Cumulative Work Hours to Date 9829

List of Actions taken today / Inspections conducted.

Equipment / material received today to be incorporated in job.

Equipment on job site today, including number of hours used today.

Remarks: Geo staked out targets in the transect area and another target interpretation of Grid 4 to locate a QA seed item. UXO performs intrusive investigation in both areas. Geo staked out and surveyed gaps in grids.

Superintendent/SUXOS: Date: 4/12/07

[signature]

[signature]

[signature]

[signature]

TETRA TECH EC, INC.

DAILY OPERATIONS REPORT – MEC OPERATIONS

(Attach additional sheets if necessary)

Project Number: ~~8516.0003.0000.00000~~ 8526.0002.0000.00000 **REPORT NUMBER:** 162

Title & Location: Beaumont Site 1, Beaumont, CA Date & Time: 4/13/2007

Contractor: Lockheed Martin Corp. Weather: Sunny

Superintendent/SUXOS: Robert Stout

WORK PREFORMED TODAY

Description:	Employer	No.	Trade	Hours
Geophysical mapping in Area I	TTECI	2	UXO I	20
Target stake out in Area I		1	UXO II	10
Intrusive investigation in Area I		2	UXO III	20
Explosive disposal operations		1	SUXOSO	11
		1	SUXOS	11

Was a Job Safety meeting held this date? Yes X No ___ Total Work Hours on Site This Date 72

(If yes attach copy of minutes)

Were there any lost time accidents this date? Yes ___ No X Previous Cumulative Work Hours 9829

(If yes attach copy of OSHA report) (See Previous Report)

Total Cumulative Work Hours to Date 9901

List of Actions taken today / Inspections conducted.

Equipment / material received today to be incorporated in job.

Equipment on job site today, including number of hours used today.

Remarks: Geo staked out and surveyed gaps in grids. UXO staked out and investigated targets in Grids 14 & 17. Found a 27.5mm projectile in grid 17 target #3. Explosive disposal operations conducted. Projectile was inert. All grids have been investigated in Area I. Gaps were analyzed in Denver. No anomalies detected.

Craig Pope, Jim Rossi, Rod Ressell departed site this day.

Superintendent/SUXOS: Date: 4/13/07

[signature]

[signature]

[signature]

[signature]

TETRA TECH EC, INC.

DAILY OPERATIONS REPORT – MEC OPERATIONS

(Attach additional sheets if necessary)

Project Number: ~~8516.0003.0000.00000~~ 8526.0002.0000.00000

REPORT NUMBER: 163

Title & Location: Beaumont Site 1, Beaumont, CA

Date & Time: 4/16/2007

Contractor: Lockheed Martin Corp.

Weather: Sunny

Superintendent/SUXOS: Robert Stout

WORK PREFORMED TODAY

Description:	Employer	No.	Trade	Hours
Test bed recovery.	TTECI	1	UXO I	10
Scrap metal recovery		1	UXO III	10
Equipment turn in		1	SUXOSO	11
		1	SUXOS	11

Was a Job Safety meeting held this date? Yes X No ___
(If yes attach copy of minutes)

Were there any lost time accidents this date? Yes ___ No X
(If yes attach copy of OSHA report)

Total Work Hours on Site This Date 42

Previous Cumulative Work Hours 9901
(See Previous Report)

Total Cumulative Work Hours to Date 9943

List of Actions taken today / Inspections conducted.

Equipment / material received today to be incorporated in job.

Equipment on job site today, including number of hours used today.

Remarks: Dug up test grid. Returned equipment to TT Div. annex. Turned in F350 truck.
Picked up metal target pieces in Area I.

Superintendent/SUXOS:

Date: 4/16/07

C750-Mon
M. Wrist
A Ahn

TETRA TECH EC, INC.

DAILY OPERATIONS REPORT – MEC OPERATIONS

(Attach additional sheets if necessary)

Project Number: 8526.0002.0000.00000

REPORT NUMBER: 164

Title & Location: Beaumont Site 1, Beaumont, CA

Date & Time: 4/17/2007

Contractor: Lockheed Martin Corp.

Weather: Sunny

Superintendent/SUXOS: Robert Stout

WORK PREFORMED TODAY

Description:	Employer	No.	Trade	Hours
Mech. De-mil of MEC scrap	TTECI	1	UXO I	10
Flag removal in Area I		1	UXO III	10
Package equipment for shipment		1	SUXOSO	11
		1	SUXOS	11

Was a Job Safety meeting held this date? Yes X No ___
(If yes attach copy of minutes)

Were there any lost time accidents this date? Yes ___ No X
(If yes attach copy of OSHA report)

Total Work Hours on Site This Date 42

Previous Cumulative Work Hours 9943
(See Previous Report)

Total Cumulative Work Hours to Date 9985

List of Actions taken today / Inspections conducted.

Equipment / material received today to be incorporated in job.

Equipment on job site today, including number of hours used today.

Remarks: Performed mechanical de-mil on MEC scrap. Prepared equipment for shipment.

Superintendent/SUXOS:

Date: 4/17/07

Chuck Dm

M. Wat

A. Ah

TETRA TECH EC, INC.

DAILY OPERATIONS REPORT – MEC OPERATIONS

(Attach additional sheets if necessary)

Project Number: 8526.0002.0000.00000
REPORT NUMBER: 165
Title & Location: Beaumont Site 1, Beaumont, CA
Date & Time: 4/18/2007
Contractor: Lockheed Martin Corp.
Weather: Sunny
Superintendent/SUXOS: Robert Stout

WORK PREFORMED TODAY

Description:	Employer	No.	Trade	Hours
Scrap metal inspection	TTECI	1	UXO I	10
Prepare Explosive storage magazine for shipment		1	UXO III	10
Clean up office and storage spaces		1	SUXOSO	11
		1	SUXOS	11

Was a Job Safety meeting held this date? Yes X No ____
(If yes attach copy of minutes)
Were there any lost time accidents this date? Yes ____ No X
(If yes attach copy of OSHA report)

Total Work Hours on Site This Date 42
Previous Cumulative Work Hours 9985
(See Previous Report)
Total Cumulative Work Hours to Date 10027

List of Actions taken today / Inspections conducted.

Equipment / material received today to be incorporated in job.

Equipment on job site today, including number of hours used today.

Remarks: Readied magazine for shipment. Continued packaging equipment for shipment. Inspected scrap metal drums for MEC scrap. None found.

Superintendent/SUXOS: Date: 4/18/07

TETRA TECH EC, INC.

DAILY OPERATIONS REPORT – MEC OPERATIONS

(Attach additional sheets if necessary)

Project Number: 8526.0002.0000.00000

REPORT NUMBER: 166

Title & Location: Beaumont Site 1, Beaumont, CA

Date & Time: 4/19/2007

Contractor: Lockheed Martin Corp.

Weather: Sunny

Superintendent/SUXOS: Robert Stout

WORK PREFORMED TODAY

Description:	Employer	No.	Trade	Hours
Ship out magazine and equipment	TTECI	1	UXO I	10
Clean up office and storage spaces		1	UXO III	10
Turn in vehicles		1	SUXOSO	11
		1	SUXOS	11

Was a Job Safety meeting held this date? Yes X No ____
(If yes attach copy of minutes)

Were there any lost time accidents this date? Yes ____ No X
(If yes attach copy of OSHA report)

Total Work Hours on Site This Date 42

Previous Cumulative Work Hours 10027
(See Previous Report)

Total Cumulative Work Hours to Date 10069

List of Actions taken today / Inspections conducted.

Equipment / material received today to be incorporated in job.

Equipment on job site today, including number of hours used today.

Remarks: Shipped out magazine and equipment. Cleaned up work spaces. Turned in vehicles.

Superintendent/SUXOS:

Date: 4/19/07

[signature]

[signature]

M. [signature]

A. [signature]

TETRA TECH EC, INC.

DAILY OPERATIONS REPORT – MEC OPERATIONS

(Attach additional sheets if necessary)

Project Number: 8526.0002.0000.00000
REPORT NUMBER: 167

Title & Location: Beaumont Site 1, Beaumont, CA
Date & Time: 4/20/2007

Contractor: Lockheed Martin Corp.
Weather: Sunny

Superintendent/SUXOS: Robert Stout

WORK PREFORMED TODAY

Description:	Employer	No.	Trade	Hours
Demob day	TTECI	1	UXO I	10
		1	UXO III	10
		1	SUXOSO	11
		1	SUXOS	11

Was a Job Safety meeting held this date? Yes X No ____
(If yes attach copy of minutes)

Were there any lost time accidents this date? Yes ____ No X
(If yes attach copy of OSHA report)

Total Work Hours on Site This Date 42

Previous Cumulative Work Hours 10069
(See Previous Report)

Total Cumulative Work Hours to Date 10111

List of Actions taken today / Inspections conducted.

Equipment / material received today to be incorporated in job.

Equipment on job site today, including number of hours used today.

Remarks: Site demobilized

Superintendent/SUXOS:

Date: 4/20/07

APPENDIX C

CD OF DATABASE

APPENDIX D

QC REPORTS

MARRS

Former Beaumont Site 1
Quality Assurance Evaluation
Beaumont, California
Project Number: CA06-200
UXO QUALITY ASSURANCE NONCONFORMANCE REPORT(NCR)

DATE: 9/11/06	TIME: 0700	NCR #: 001

A. IDENTIFICATION OF NCR:

During QA review for positioning of the geophysical data several data transects were observed with a transect spacing greater than the 2.5 to 3.3 foot separation stated within the September 2005 LMC Beaumont Site 1 Site-specific Work Plan , section 10.6.1 paragraph 1. Transect gaps were observed in the Area D data files 083106B.xyz/gdb and 083106C.xyz/gdb, with the largest gap approximately 1.8 ft by 70 ft. Transect gaps were observed in all the Area B data files except 090806D.xyz/gdb and 090906A.xyz/gdb, with the largest gap approximately 1 ft by 51 ft. In Area D the gaps accounted for approximately 1% of the grid and in Area B gaps accounted for approximately 0.2% of the grid.

Brian Hucker

Quality Assurance Specialist/Auditor

B. EVALUATION OF NCR (by PM and QA Manager) REMARKS:

Quality Assurance Manager

Project Manager

C. CORRECTIVE ACTIONS RECOMMENDED (by QA Manager):

The recommended corrective action for these data sets is to obtain data along transects through-out the areas where the transect spacing does not conform to the stated Work Plan objectives in section 10.6.1 paragraph 1.

Alternative recommendations:
1. Bound the gaps utilizing DGPS coordinates and conduct mag and dig operations.
2. Submit an FCR to vary from WP sect. 10.6.1 considering amount of data already collected vice intended use i.e. characterization vice removal action.

Corrective Actions Recommendation Approved:

Quality Assurance Manager

Project Manager

13360 Firestone Boulevard, Suite 2A, Santa Fe Springs, CA 90670
Phone (562) 407-1094

DATE: 9/11/06	TIME: 0700	NCR #: 001

D. APPROVED CORRECTIVE ACTIONS CONDUCTED AND COMPLETED:

Signature Signifying Completion

NCR CLOSEOUT SIGNATURES:
Signatures Signify Corrective Actions Completed to Satisfaction.

Quality Assurance Manager

Project manager

13360 Firestone Boulevard, Suite 2A, Santa Fe Springs, CA 90670
Phone (562) 407-1094

MARRS

Former Beaumont Site 1
Quality Assurance Evaluation
Beaumont, California
Project Number: CA06-200

UXO QUALITY ASSURANCE NONCONFORMANCE REPORT(NCR)

DATE: 4/10/07	TIME: 0800	NCR #: 002

A. IDENTIFICATION OF NCR:

During QA review of the intrusive investigation results for Grid I04 it was noted that QA seed number QA001I was not recovered by the dig teams. Further evaluation of the data for Grid I04 indicated That QA seed QA001I had not been selected as a target for intrusive investigation. Upon evaluation of the data in the file 032107m2_ronco.xyz it appears that a problem may have occurred during the processing of this data set with respect to either offset or lag corrections of the data as numerous offset targets can be identified on adjacent profiles. These remarks are also consistent with the number of target pairs where one pick resulted in a representative piece of debris and the adjacent target is recorded as a no-find.

Brian Hecker
Quality Assurance Specialist/Auditor

B. EVALUATION OF NCR (by PM and QA Manager) REMARKS:

W. F. Adams
Quality Assurance Manager

Project Manager

C. CORRECTIVE ACTIONS RECOMMENDED (by QA Manager):

The recommended corrective action for this data set is to evaluate the processing sequence for potential discrepancies and re-process the data if necessary. The remaining data will need to be evaluated to determine if this problem is persistent through out the Area I data.

Alternative recommendations:
1. Recollect data from the suspect area and process as normal.
2. Re-evaluate all data between known events that passed QA review and recollect any suspect data.

Corrective Actions Recommendation Approved:

W. F. Adams
Quality Assurance Manager

Project Manager

13360 Firestone Boulevard, Suite 2A, Santa Fe Springs, CA 90670
Phone (562) 407-1094

DATE: 4/10/06	TIME: 0800	NCR #: 002

D. APPROVED CORRECTIVE ACTIONS CONDUCTED AND COMPLETED:

Signature Signifying Completion

NCR CLOSEOUT SIGNATURES:
Signatures Signify Corrective Actions Completed to Satisfaction.

Quality Assurance Manager

Project manager

13360 Firestone Boulevard, Suite 2A, Santa Fe Springs, CA 90670
Phone (562) 407-1094

Ronco Consulting Corporation

UXO QUALITY ASSURANCE NONCONFORMANCE REPORT(NCR)

DATE: 5/26/07	TIME: 1500	NCR #: 003

A. IDENTIFICATION OF NCR:

During QA review of the intrusive investigation results for Area A it was noted that QA seeds QA002A and QA008A were not recovered by the dig teams. Evaluation of the data for these seeds indicated that they were located in grids A-7 and A-46, respectively. Seed item QA002A was identified as target number 35 in Grid 7 (6.0 mV on time-gate 3 at 660 μs) in the target list from data in files 010607a.xyz and 010807a.xyz. Seed item QA008A was identified as target number 42 in Grid 46 (2.9 mV on time-gate 3 at 660 μs) in the target list from the data in file 011107b.xyz. Each of these targets were adequately identified and located within the geophysical analysis portion of this investigation.

On 19 April 2007 the above noted seed items were recovered by the Tetra Tech QC (T. Ahmu), a Tetra Tech UXO Tech 1 (M. Weston) and the RONCO QA (W. Hess) Seed QA002A was located at a depth of 12" (top of mass) utilizing a Vallon Ordnance Locator on it's most sensitive setting. This setting would not have been reasonable for normal field work. Seed QA008A had apparently settled and was located at a depth of approximately 14" and would not be considered a QA failure.

Placement of QA seeds at 12" BGS is more a check for geophysical competency/accuracy and processing than for checking the ability of the dig teams and their hand held locators. QC checks were performed on 10% of the accomplished digs followed by a 10% check by QA as follows:

QA checks verified clearance of anomalies 1, 9, 19, 32 and 43 in Grid 7 and anomalies 4, 22 and 28 in Grid 46. All were satisfactory.

QC additionally converted 10% of the "no dig" anomalies to "digs" as an additional check.

Additional pertinent data: The seed items were at the lower limit of the detection range for the Vallon and may not have created a clearly audible signal as both grids were investigated on windy days.

Twenty seven 30MM projectiles found this field season, the shallowest was at 1", the deepest at 6" and on average at 3.2" the likelihood of a 30MM round at a depth of 12" is miniscule.

B. CORRECTIVE ACTIONS RECOMMENDED:

Recommended: Based on the above information no further field actions are recommended. Quality data requirements of the work plan have been met or exceeded.

Alternative Recommendations: QA redeploy to the site with Geophysical support (MARRS) and check 100% of the anomalies that were intrusively investigated in grid 7 (42 targets). This would seem excessive based on the abundance of QC and QA checks already performed.

W. F. Hess

Quality Assurance Specialist/Auditor

2301 M Street, N. W. Suite 400, Washington, DC 20037
Phone (202) 785-2078

C. Corrective Actions Recommendation Approved:

Quality Assurance Manager

Project Manager

D. APPROVED CORRECTIVE ACTIONS CONDUCTED AND COMPLETED:

Signature Signifying Completion

NCR CLOSEOUT SIGNATURES:
Signatures Signify Corrective Actions Completed to Satisfaction.

Quality Assurance Manager

Project manager

TETRA TECH EC, INC.

MEMORANDUM

To: Project File
cc: Tom Villeneuve - Tetra Tech Inc., San Bernardino, CA
Don Welch – Tetra Tech EC Inc., Huntsville, AL

From: Carol Hutley - Tetra Tech EC, Inc., Bothell, WA
Date: 31 July 2007
Re: Lockheed Beaumont Site No. 1 – Record of Response to RONCO NCRs for Supplemental MEC Evaluation and Clearance Project at Beaumont Site 1 conducted July 2006 – April 2007

This memo documents the resolution of three non-conformance reports (NCRs) written up on the Beaumont Site 1 Supplemental MEC Evaluation and Clearance project. These NCRs were resolved verbally and no formal response was issued by either RONCO (the oversight contractor) or DTSC. The NCRs are available in the project files.

The first NCR was NCR1 written by Brian Hecker with MARSS. This NCR stated that several geophysical data sets in Area D had line spacings that were greater than the anticipated 2.5 to 3.3 foot line spacing stated in the work plan. The work plan did not actually state a minimum required line spacing, only an anticipated line spacing that was to be determined during the GPO and therefore should not have been taken to be a performance specification. The project geophysicist (Mike McGuire) had a phone conversation with Brian Hecker to discuss this matter and explained that this current work was an investigation, not a removal action, and that some variance in the line spacing was acceptable for an investigation. He also explained that even with the present data gaps, the targets of interest were still readily detectable. Brian Hecker stated that this was acceptable as long as we created an FCR that set performance specifications for line spacing and that the current work would not be accepted as a removal unless the gaps were filled (either with hand-held instruments or digital EM). FCR 11 was subsequently generated to address these changes and no further action is required.

The second NCR was NCR 2 written by Brian Hecker with MARSS. This NCR stated that seed item QA001I in Area I was not recovered by the dig teams due to positioning problems with the geophysical data. After review of the data by Tim Deignan and Mike McGuire (Tetra Tech geophysicists), it was determined that the time stamp from the GPS rover was not working properly, and also that the geo field team was pausing the Allegro data collector, causing incorrect time stamps to be entered into the Allegro. This time stamp error caused position errors in the geophysical data. A review of all of the data turned up several data sets where this problem occurred. Data was subsequently recollected in the affected areas and was reinterpreted. New dig sheets were issued and the selected targets were prosecuted. The root cause for the problem was two-fold. One contributing factor is a problem with the GPS1200s and the export of the NMEA data string to the Allegro. This is currently under investigation to determine the cause and identify a solution. The other contributing factor was improper operation of the Allegro data collector, due to lack of knowledge. The field crew was notified of the error and the proper operating procedures were reviewed. It is recommended that in the future, all geo field crews have formal training prior to field activities. This may not always be possible, so in lieu of formal training, at least one crew member on each field team should be trained. Upon completion of the rework, review of other data sets that may have been affected, and review of the processing procedure, no further action is required.

The third NCR was NCR 3 written by Walt Hess of RONCO. It was noted during final project review at the time of demob that 2 seed items had not been recovered (QA002a and QA008a) during the Area A clearance. Both of these targets were identified as “digs” on the dig sheet, however, the dig teams were unable to recover/find the seed items. The QA team went out to recover these items and was able to locate them using the Vallons metal detector on it’s most sensitive setting. This is an atypical setting for reacquire activities in general as it results in the location and removal of very small items such as individual nails or screws. The QA items were found at depths of approximately 12 and 14 inches, respectively. The first item at 12 inches was considered a potential failure on the part of the dig team while the second item was buried deeper than the 12 inch maximum depth for seed items and is not considered a failure. Neither seed is considered a failure with respect to the data collection system since both items were detected and identified as targets for intrusive investigation. The failure to excavate the first seed item could be explained by the fact that the item was placed at the maximum detection depth for the Vallon at it’s most sensitive setting, which is not the normal operational setting. In addition, it was extremely windy at the site on the day this item would have been re-acquired for intrusive investigation causing

lower detectability due to background noise. Due to the fact that the deepest 30mm found to date was at 10 inches (shallower than the seed item depth of 12 inches), the fact that most 30mm projectiles were found at depths of 6 inches or less, and the fact that all other quality data requirements were either met or exceeded, the NCR recommended no further action. DTSC concurred with this recommendation provided that the land use does not change in the future. If the land use changes (for example the site is sold for development), additional work will likely be required at the expense of the land owner (i.e., not as a result of the NCR condition, but as a result of more intensive land use).

TETRA TECH EC, INC.

FOLLOW-UP INSPECTION/SURVEILLANCE REPORT

Project Name: Beaumont Site 1 Report No: 06-001

Project No: 89940001000000003 Location: Beaumont, CA Date: 5SEP06

I. Definable Feature of Work

☐ Project Management	☒ Geophysical Mapping	☐ Data Management	☐ Brush Clearing
☐ Intrusive Investigation	☐ UXO Avoidance	☐ Demolition	☐ Survey
☐ Surface Clearance	☐ Anomaly Reacquisition	☐ Transect Activity	☐ Scrap Processing
☐ GIS Management	☐ Mobilization/Demobilization	☐ Acceptance Sampling	☐ Other:

II. Type of Inspection

☒ Follow-up ☐ Surveillance

II. References (USACE DIDs, Corporate references, SOPs, etc.):

Beaumont Final WP, 2006 SWP, EHSP

III. Activities/Conditions Observed

Geophysical mapping procedures.

Conducted By: Anthony AhMu	Signature:	Date: 05 SEP 06

X. UXOQC Review

☒ Acceptable ☐ Unacceptable NCR #:

Comments: Geo team has good set up times and good teamwork displayed when mapping. Geo lead is knowledgeable, and so far the data being returned to the office in Denver has been excellent.

Name: Anthony AhMu	Signature:	Date: 05 SEP 06

XI. Distribution

☐ PM ☐ SUXOS ☐ UXOSO ☐ UXO Quality Manager ☐ Client Rep

TETRA TECH EC, INC.

FOLLOW-UP INSPECTION/SURVEILLANCE REPORT

Project Name: Beaumont Site 1 Report No: 06-002

Project No: 89940001000000003 Location: Beaumont, CA Date: 21SEP06

I. Definable Feature of Work

☐ Project Management	☐ Geophysical Mapping	☐ Data Management	☐ Brush Clearing
☒ Intrusive Investigation	☐ UXO Avoidance	☐ Demolition	☐ Survey
☐ Surface Clearance	☐ Anomaly Reacquisition	☐ Transect Activity	☐ Scrap Processing
☐ GIS Management	☐ Mobilization/Demobilization	☐ Acceptance Sampling	☐ Other:

II. Type of Inspection

☒ Follow-up ☐ Surveillance

II. References (USACE DIDs, Corporate references, SOPs, etc.):

Beaumont Final WP, 2006 SWP, EHSP

III. Activities/Conditions Observed

Intrusive Investigation procedures. Conditions were sunny and hot. Wildlife is a factor. UXO team member was bitten and a near miss was filed. The bite was most likely an ant. The member was sent to the truck and ice was applied to the affected area.

Conducted By: Anthony AhMu	Signature:	Date: 21 SEP 06

X. UXOQC Review

☒ Acceptable ☐ Unacceptable	NCR #:

Comments: Geo team used good work plans, and made good use of personnel.

Name: Anthony AhMu	Signature:	Date: 21 SEP 06

XI. Distribution

☐ PM ☐ SUXOS ☐ UXOSO ☐ UXO Quality Manager ☐ Client Rep

TETRA TECH EC, INC.

FOLLOW-UP INSPECTION/SURVEILLANCE REPORT

Project Name: Beaumont Site 1 Report No: 06-003

Project No: 89940001000000003 Location: Beaumont, CA Date: 26SEP06

I. Definable Feature of Work

☐ Project Management	☐ Geophysical Mapping	☐ Data Management	☐ Brush Clearing
☐ Intrusive Investigation	☐ UXO Avoidance	☐ Demolition	☐ Survey
☐ Surface Clearance	☐ Anomaly Reacquisition	☐ Transect Activity	☐ Scrap Processing
☐ GIS Management	☐ Mobilization/Demobilization	☐ Acceptance Sampling	☒ Other: MAG/DIG

II. Type of Inspection

☒ Follow-up ☐ Surveillance

II. References (USACE DIDs, Corporate references, SOPs, etc.):

Beaumont Final WP, 2006 SWP, EHSP

III. Activities/Conditions Observed

Mag and Dig operations are being conducted safely in area "A" on the hillsides. Proper EZ's are being set, and comms are being used effectively. Conditions are sunny and very hot especially when coupled with being on a small mountain, and average temperatures into the hundreds. Personnel are working well, and are very safety conscious.

Conducted By: Anthony AhMu	Signature:	Date: 26 SEP 06

X. UXOQC Review

☒ Acceptable ☐ Unacceptable	NCR #:

Comments: Work is very hard having to scale steep inclines, and high heat. Caution will have to be taken not to burn the team out.

Name: Anthony AhMu	Signature:	Date: 26 SEP 06

XI. Distribution

☐ PM ☐ SUXOS ☐ UXOSO ☐ UXO Quality Manager ☐ Client Rep

TETRA TECH EC, INC.

FOLLOW-UP INSPECTION/SURVEILLANCE REPORT

Project Name: Beaumont Site 1 Report No: 06-004

Project No: 89940001000000003 Location: Beaumont, CA Date: 03 OCT 06

I. Definable Feature of Work

☐ Project Management	☐ Geophysical Mapping	☐ Data Management	☐ Brush Clearing
☐ Intrusive Investigation	☐ UXO Avoidance	☐ Demolition	☐ Survey
☐ Surface Clearance	☐ Anomaly Reacquisition	☐ Transect Activity	☐ Scrap Processing
☐ GIS Management	☐ Mobilization/Demobilization	☐ Acceptance Sampling	☒ Other: MAG/DIG

II. Type of Inspection

☒ Follow-up ☐ Surveillance

II. References (USACE DIDs, Corporate references, SOPs, etc.):

Beaumont Final WP, 2006 SWP, EHSP

III. Activities/Conditions Observed

Mag and Dig operations are being conducted safely in area "A" on the hillsides. Proper EZ's were set.

Conducted By: Anthony AhMu	Signature:	Date: 03 OCT 06

X. UXOQC Review

☒ Acceptable ☐ Unacceptable NCR #:

Comments: A switch from hillside work was utilized to give the team a break. Upon continuing the hillside work, improvement from the break was apparent. If scope of work for hillsides is increased in the future a schedule for hillside work should be employed. Possibly three days of hillside work, followed by one or two days of work in another area.

Name: Anthony AhMu	Signature:	Date: 03 OCT 06

XI. Distribution

☐ PM ☐ SUXOS ☐ UXOSO ☐ UXO Quality Manager ☐ Client Rep

TETRA TECH EC, INC.

FOLLOW-UP INSPECTION/SURVEILLANCE REPORT

Project Name: Beaumont Site 1 Report No: 06-005

Project No: 89940001000000003 Location: Beaumont, CA Date: 05 OCT 06

I. Definable Feature of Work

☐ Project Management	☐ Geophysical Mapping	☐ Data Management	☐ Brush Clearing
☒ Intrusive Investigation	☐ UXO Avoidance	☐ Demolition	☐ Survey
☐ Surface Clearance	☐ Anomaly Reacquisition	☐ Transect Activity	☐ Scrap Processing
☐ GIS Management	☐ Mobilization/Demobilization	☐ Acceptance Sampling	☐ Other:

II. Type of Inspection

☒ Follow-up ☐ Surveillance

II. References (USACE DIDs, Corporate references, SOPs, etc.):

Beaumont Final WP, 2006 SWP, EHSP

III. Activities/Conditions Observed

Intrusive operations in area "I".

Conducted By: Anthony AhMu	Signature:	Date: 05 OCT 06

X. UXOQC Review

☒ Acceptable ☐ Unacceptable NCR #:

Comments: Intrusive operations were conducted safely and IAW work plans and EHSP. Reacquisition skills and techniques used are very good. Team member was able to locate seed item on top of concrete slab.

Name: Anthony AhMu	Signature:	Date: 05 OCT 06

XI. Distribution

☐ PM ☐ SUXOS ☐ UXOSO ☐ UXO Quality Manager ☐ Client Rep

TETRA TECH EC, INC.

FOLLOW-UP INSPECTION/SURVEILLANCE REPORT

Project Name: Beaumont Site 1 Report No: 06-006

Project No: 89940001000000003 Location: Beaumont, CA Date: 17 OCT 06

I. Definable Feature of Work

☐ Project Management	☐ Geophysical Mapping	☐ Data Management	☒ Brush Clearing
☐ Intrusive Investigation	☐ UXO Avoidance	☐ Demolition	☐ Survey
☐ Surface Clearance	☐ Anomaly Reacquisition	☐ Transect Activity	☐ Scrap Processing
☐ GIS Management	☐ Mobilization/Demobilization	☐ Acceptance Sampling	☐ Other:

II. Type of Inspection

☒ Follow-up ☐ Surveillance

II. References (USACE DIDs, Corporate references, SOPs, etc.):

Beaumont Final WP, 2006 SWP, EHSP

III. Activities/Conditions Observed

Vegetation removal in area I.

Conducted By: Anthony AhMu	Signature:	Date: 17 OCT 06

X. UXOQC Review

☒ Acceptable ☐ Unacceptable NCR #:

Comments: Lawn mower operations on John Deere tractor were conducted safely and IAW site work plans. Hearing and eye protection were used at all times. Water truck was in close proximity in case of fire and all personnel reviewed applicable safety AHA's before commencing operations.

Name: Anthony AhMu	Signature:	Date: 17 OCT 06

XI. Distribution

☐ PM ☐ SUXOS ☐ UXOSO ☐ UXO Quality Manager ☐ Client Rep

TETRA TECH EC, INC.

FOLLOW-UP INSPECTION/SURVEILLANCE REPORT

Project Name: Beaumont Site 1 Report No: 06-007

Project No: 89940001000000003 Location: Beaumont, CA Date: 19 OCT 06

I. Definable Feature of Work

☐ Project Management	☐ Geophysical Mapping	☐ Data Management	☐ Brush Clearing
☒ Intrusive Investigation	☐ UXO Avoidance	☐ Demolition	☐ Survey
☐ Surface Clearance	☐ Anomaly Reacquisition	☐ Transect Activity	☐ Scrap Processing
☐ GIS Management	☐ Mobilization/Demobilization	☐ Acceptance Sampling	☐ Other:

II. Type of Inspection

☒ Follow-up ☐ Surveillance

II. References (USACE DIDs, Corporate references, SOPs, etc.):

Beaumont Final WP, 2006 SWP, EHSP

III. Activities/Conditions Observed

Mag and dig operations in area "A" North.

Conducted By: Anthony AhMu	Signature:	Date: 19 OCT 06

X. UXOQC Review

☒ Acceptable ☐ Unacceptable NCR #:

Comments: Mag and dig operations done IAW work plan and 2006 SWP.

Name: Anthony AhMu	Signature:	Date: 19 OCT 06

XI. Distribution

☐ PM ☐ SUXOS ☐ UXOSO ☐ UXO Quality Manager ☐ Client Rep

TETRA TECH EC, INC.

FOLLOW-UP INSPECTION/SURVEILLANCE REPORT

Project Name: Beaumont Site 1 Report No: 06-008

Project No: 89940001000000003 Location: Beaumont, CA Date: 25 OCT 06

I. Definable Feature of Work

☐ Project Management	☐ Geophysical Mapping	☐ Data Management	☐ Brush Clearing
☒ Intrusive Investigation	☐ UXO Avoidance	☐ Demolition	☐ Survey
☐ Surface Clearance	☐ Anomaly Reacquisition	☐ Transect Activity	☐ Scrap Processing
☐ GIS Management	☐ Mobilization/Demobilization	☐ Acceptance Sampling	☐ Other:

II. Type of Inspection

☒ Follow-up ☐ Surveillance

II. References (USACE DIDs, Corporate references, SOPs, etc.):

Beaumont Final WP, 2006 SWP, EHSP

III. Activities/Conditions Observed

Mag and dig operations in area "A" North.

Conducted By: Anthony AhMu	Signature:	Date: 25 OCT 06

X. UXOQC Review

☒ Acceptable ☐ Unacceptable NCR #:

Comments: Mag and dig operations done IAW work plan and 2006 SWP. Several areas were contaminated beyond being able to clear the areas within an acceptable timeline. Since the work requirement was a "characterization" of area "A" North, the areas in question were marked and skipped. Future plans for the area are under consideration that may include 100% clearance using a backhoe, and sifting technique.

Name: Anthony AhMu	Signature:	Date: 25 OCT 06

XI. Distribution

☐ PM ☐ SUXOS ☐ UXOSO ☐ UXO Quality Manager ☐ Client Rep

TETRA TECH EC, INC.

FOLLOW-UP INSPECTION/SURVEILLANCE REPORT

Project Name: Beaumont Site 1 Report No: 06-009

Project No: 89940001000000003 Location: Beaumont, CA Date: 31 OCT 06

I. Definable Feature of Work

☐ Project Management	☐ Geophysical Mapping	☐ Data Management	☐ Brush Clearing
☒ Intrusive Investigation	☐ UXO Avoidance	☐ Demolition	☐ Survey
☐ Surface Clearance	☐ Anomaly Reacquisition	☐ Transect Activity	☐ Scrap Processing
☐ GIS Management	☐ Mobilization/Demobilization	☐ Acceptance Sampling	☐ Other:

II. Type of Inspection

☒ Follow-up ☐ Surveillance

II. References (USACE DIDs, Corporate references, SOPs, etc.):

Beaumont Final WP, 2006 SWP, EHSP

III. Activities/Conditions Observed

Mag and dig operations in area "A" North.

Conducted By: Anthony AhMu	Signature:	Date: 31 OCT 06

X. UXOQC Review

☒ Acceptable ☐ Unacceptable NCR #:

Comments: Mag and dig operations done IAW work plan and 2006 SWP. Operations in area "A" North nearing completion. Observed setup and calibration of Valons in preparation for intrusive operations. Leica setup also observed. Daily startup checks are completed everyday IAW work plans, and equipment manuals.

Name: Anthony AhMu	Signature:	Date: 31 OCT 06

XI. Distribution

☐ PM ☐ SUXOS ☐ UXOSO ☐ UXO Quality Manager ☐ Client Rep

TETRA TECH EC, INC.

FOLLOW-UP INSPECTION/SURVEILLANCE REPORT

Project Name: Beaumont Site 1 Report No: 06-010

Project No: 89940001000000003 Location: Beaumont, CA Date: 09 NOV 06

I. Definable Feature of Work

☐ Project Management	☐ Geophysical Mapping	☐ Data Management	☐ Brush Clearing
☒ Intrusive Investigation	☐ UXO Avoidance	☐ Demolition	☐ Survey
☐ Surface Clearance	☐ Anomaly Reacquisition	☐ Transect Activity	☐ Scrap Processing
☐ GIS Management	☐ Mobilization/Demobilization	☐ Acceptance Sampling	☐ Other:

II. Type of Inspection

☒ Follow-up ☐ Surveillance

II. References (USACE DIDs, Corporate references, SOPs, etc.):

Beaumont Final WP, 2006 SWP, EHSP

III. Activities/Conditions Observed

Mag and dig operations in area "I".

Conducted By: Anthony AhMu	Signature:	Date: 9 NOV 06

X. UXOQC Review

☒ Acceptable ☐ Unacceptable NCR #:

Comments: Mag and dig operations done IAW work plan and 2006 SWP. Operations in area "I" started slow due to soil conditions, and the number of "hits". The search process has been refined and vallon sensitivities set to a more realistic level. UXO team is following QC suggestions to slow search speed due to the decreased sensitivity settings. The first seed item was found today verifying a viable search technique. Headsets have also been ordered to assist in hearing the vallon's audible alarm during periods of high winds.

Name: Anthony AhMu	Signature:	Date: 09 NOV 06

XI. Distribution

☐ PM ☐ SUXOS ☐ UXOSO ☐ UXO Quality Manager ☐ Client Rep

TETRA TECH EC, INC.

FOLLOW-UP INSPECTION/SURVEILLANCE REPORT

Project Name: Beaumont Site 1 Report No: 06-011

Project No: 89940001000000003 Location: Beaumont, CA Date: 13 NOV 06

I. Definable Feature of Work

☐ Project Management	☐ Geophysical Mapping	☐ Data Management	☐ Brush Clearing
☒ Intrusive Investigation	☐ UXO Avoidance	☐ Demolition	☐ Survey
☐ Surface Clearance	☐ Anomaly Reacquisition	☐ Transect Activity	☐ Scrap Processing
☐ GIS Management	☐ Mobilization/Demobilization	☐ Acceptance Sampling	☐ Other:

II. Type of Inspection

☒ Follow-up ☐ Surveillance

II. References (USACE DIDs, Corporate references, SOPs, etc.):

Beaumont Final WP, 2006 SWP, EHSP

III. Activities/Conditions Observed

Mag and dig operations in area "I".

Conducted By: Anthony AhMu	Signature:	Date: 13 NOV 06

X. UXOQC Review

☒ Acceptable ☐ Unacceptable NCR #:

Comments: Mag and dig operations done IAW work plan and 2006 SWP. Headsets still on order and won't arrive for two to three weeks. UXO team has been directed to just go slower, turn the vallon setting to vibrate and give an audible alarm.

Name: Anthony AhMu	Signature:	Date: 13 NOV 06

XI. Distribution

☐ PM ☐ SUXOS ☐ UXOSO ☐ UXO Quality Manager ☐ Client Rep

SGS Zero Incident Performance ZIP

TETRA TECH EC, INC.

FOLLOW-UP INSPECTION/SURVEILLANCE REPORT

Project Name: Beaumont Site 1 Report No: 06-012

Project No: 89940001000000003 Location: Beaumont, CA Date: 27 NOV 06

I. Definable Feature of Work

☐ Project Management	☐ Geophysical Mapping	☐ Data Management	☐ Brush Clearing
☒ Intrusive Investigation	☐ UXO Avoidance	☐ Demolition	☐ Survey
☐ Surface Clearance	☐ Anomaly Reacquisition	☐ Transect Activity	☐ Scrap Processing
☐ GIS Management	☐ Mobilization/Demobilization	☐ Acceptance Sampling	☐ Other:

II. Type of Inspection

☒ Follow-up ☐ Surveillance

II. References (USACE DIDs, Corporate references, SOPs, etc.):

Beaumont Final WP, 2006 SWP, EHSP

III. Activities/Conditions Observed

Mag and dig operations in area "I".

Conducted By: Anthony AhMu	Signature:	Date: 27 NOV 06

X. UXOQC Review

☒ Acceptable ☐ Unacceptable NCR #:

Comments: Mag and dig operations done IAW work plan and 2006 SWP. Headsets on order. Normal areas are completed. Hillside transects are being performed to characterize fragmentation patterns outside the initial search area.

Name: Anthony AhMu	Signature:	Date: 27 NOV 06

XI. Distribution

☐ PM ☐ SUXOS ☐ UXOSO ☐ UXO Quality Manager ☐ Client Rep

TETRA TECH EC, INC.

FOLLOW-UP INSPECTION/SURVEILLANCE REPORT

Project Name: Beaumont Site 1 Report No: 07-007

Project No: 85160003000000000 Location: Beaumont, CA Date: 21 MAR 07

I. Definable Feature of Work

☐ Project Management	☐ Geophysical Mapping	☐ Data Management	☐ Brush Clearing
☐ Intrusive Investigation	☐ UXO Avoidance	☒ Demolition	☐ Survey
☐ Surface Clearance	☐ Anomaly Reacquisition	☐ Transect Activity	☐ Scrap Processing
☐ GIS Management	☐ Mobilization/Demobilization	☐ Acceptance Sampling	☐ Other:

II. Type of Inspection

☒ Follow-up ☐ Surveillance

II. References (USACE DIDs, Corporate references, SOPs, etc.):

Beaumont Final WP, EHSP, DEMO SOP.

III. Activities/Conditions Observed

Demolition operations.

Conducted By: Anthony AhMu	Signature:	Date: 21 MAR 07

X. UXOQC Review

☒ Acceptable ☐ Unacceptable NCR #:

Comments: Demolition operations were conducted on three items found in the target berm of area "I". All safety precautions were observed, and the required soil samples taken before and after the detonations.

Name: Anthony AhMu	Signature:	Date: 21 MAR 07

XI. Distribution

☐ PM ☐ SUXOS ☐ UXOSO ☐ UXO Quality Manager ☐ Client Rep

TETRA TECH EC, INC.

FOLLOW-UP INSPECTION/SURVEILLANCE REPORT

Project Name: Beaumont Site 1 Report No: 07-001

Project No: 851600030000000000 Location: Beaumont, CA Date: 04 JAN 07

I. Definable Feature of Work

☐ Project Management	☒ Geophysical Mapping	☐ Data Management	☐ Brush Clearing
☐ Intrusive Investigation	☐ UXO Avoidance	☐ Demolition	☐ Survey
☐ Surface Clearance	☐ Anomaly Reacquisition	☐ Transect Activity	☐ Scrap Processing
☐ GIS Management	☐ Mobilization/Demobilization	☐ Acceptance Sampling	☐ Other:

II. Type of Inspection

☒ Follow-up ☐ Surveillance

II. References (USACE DIDs, Corporate references, SOPs, etc.):

Beaumont Final WP, 2007 SWP, EHSP

III. Activities/Conditions Observed

GEO Survey of GPO using VTA.

Conducted By: Anthony AhMu	Signature:	Date: 04 JAN 07

X. UXOQC Review

☒ Acceptable ☐ Unacceptable NCR #:

Comments: VTA setup went well. Geophysicist on site facilitated the prompt set up and calibration of the machine. Testing of the VTA in the GPO showed two anomalies that were not there before, but after further investigation, turned out to be cultural debris probably left over from the wildfire.

Name: Anthony AhMu	Signature:	Date: 04JAN 07

XI. Distribution

☐ PM ☐ SUXOS ☐ UXOSO ☐ UXO Quality Manager ☐ Client Rep

TETRA TECH EC, INC.

FOLLOW-UP INSPECTION/SURVEILLANCE REPORT

Project Name: Beaumont Site 1 Report No: 07-002

Project No: 85160003000000000 Location: Beaumont, CA Date: 09 JAN 07

I. Definable Feature of Work

☐ Project Management	☒ Geophysical Mapping	☐ Data Management	☐ Brush Clearing
☐ Intrusive Investigation	☐ UXO Avoidance	☐ Demolition	☐ Survey
☐ Surface Clearance	☐ Anomaly Reacquisition	☐ Transect Activity	☐ Scrap Processing
☐ GIS Management	☐ Mobilization/Demobilization	☐ Acceptance Sampling	☐ Other:

II. Type of Inspection

☒ Follow-up ☐ Surveillance

II. References (USACE DIDs, Corporate references, SOPs, etc.):

Beaumont Final WP, 2007 SWP, EHSP

III. Activities/Conditions Observed

GEO Survey of area "A" using VTA.

Conducted By: Anthony AhMu	Signature:	Date: 09 JAN 07

X. UXOQC Review

☒ Acceptable ☐ Unacceptable NCR #:

Comments: VTA setup went well. Geophysicist and GEO tech lead have worked out rough edges on using the VTA. From now on, one of the site crew will operate the VTA. Future problems will be dealt with on the phone. GEO tech will stay until Saturday to ensure smooth operation.

Name: Anthony AhMu	Signature:	Date: 09JAN 07

XI. Distribution

☐ PM ☐ SUXOS ☐ UXOSO ☐ UXO Quality Manager ☐ Client Rep

TETRA TECH EC, INC.

FOLLOW-UP INSPECTION/SURVEILLANCE REPORT

Project Name: Beaumont Site 1 Report No: 07-003

Project No: 85160003000000000 Location: Beaumont, CA Date: 19 JAN 07

I. Definable Feature of Work

☐ Project Management	☐ Geophysical Mapping	☐ Data Management	☐ Brush Clearing
☒ Intrusive Investigation	☐ UXO Avoidance	☐ Demolition	☐ Survey
☐ Surface Clearance	☐ Anomaly Reacquisition	☐ Transect Activity	☐ Scrap Processing
☐ GIS Management	☐ Mobilization/Demobilization	☐ Acceptance Sampling	☐ Other:

II. Type of Inspection

☒ Follow-up ☐ Surveillance

II. References (USACE DIDs, Corporate references, SOPs, etc.):

Beaumont Final WP, 2007 SWP, EHSP

III. Activities/Conditions Observed

Intrusive investigation of dig targets in area "A"

Conducted By: Anthony AhMu	Signature:	Date: 19 JAN 07

X. UXOQC Review

☒ Acceptable ☐ Unacceptable NCR #:

Comments: Digging is performed in a safe proficient manner. Proper PPE, and dig techniques are being utilized. Holes are being clear, and checked for secondary targets. As of this date, and according to the grid clearance map, no QC or QA items have been missed.

Name: Anthony AhMu	Signature:	Date: 19JAN 07

XI. Distribution

☐ PM ☐ SUXOS ☐ UXOSO ☐ UXO Quality Manager ☐ Client Rep

TETRA TECH EC, INC.

FOLLOW-UP INSPECTION/SURVEILLANCE REPORT

Project Name: Beaumont Site 1 Report No: 07-004

Project No: 85160003000000000 Location: Beaumont, CA Date: 06 MAR 07

I. Definable Feature of Work

☐ Project Management	☐ Geophysical Mapping	☐ Data Management	☐ Brush Clearing
☐ Intrusive Investigation	☐ UXO Avoidance	☒ Demolition	☐ Survey
☐ Surface Clearance	☐ Anomaly Reacquisition	☐ Transect Activity	☐ Scrap Processing
☐ GIS Management	☐ Mobilization/Demobilization	☐ Acceptance Sampling	☐ Other:

II. Type of Inspection

☒ Follow-up ☐ Surveillance

II. References (USACE DIDs, Corporate references, SOPs, etc.):

Beaumont Final WP, 2007 SWP, EHSP, Site Specific Demolition SOP

III. Activities/Conditions Observed

Demolition operations in area "A"

Conducted By: Anthony AhMu	Signature:	Date: 06 MAR 07

X. UXOQC Review

☒ Acceptable ☐ Unacceptable NCR #:

Comments: Demolition operations were conducted on an item that was found in area A. Operations were safe, and completed in a timely manner.

Name: Anthony AhMu	Signature:	Date: 06 MAR 07

XI. Distribution

☐ PM ☐ SUXOS ☐ UXOSO ☐ UXO Quality Manager ☐ Client Rep

TETRA TECH EC, INC.

FOLLOW-UP INSPECTION/SURVEILLANCE REPORT

Project Name: Beaumont Site 1 Report No: 07-005

Project No: 85160003000000000 Location: Beaumont, CA Date: 15 MAR 07

I. Definable Feature of Work

☐ Project Management	☐ Geophysical Mapping	☐ Data Management	☒ Brush Clearing
☐ Intrusive Investigation	☐ UXO Avoidance	☐ Demolition	☐ Survey
☐ Surface Clearance	☐ Anomaly Reacquisition	☐ Transect Activity	☐ Scrap Processing
☐ GIS Management	☐ Mobilization/Demobilization	☐ Acceptance Sampling	☐ Other:

II. Type of Inspection

☒ Follow-up ☐ Surveillance

II. References (USACE DIDs, Corporate references, SOPs, etc.):

Beaumont Final WP, MAR 07 area I SWP, EHSP.

III. Activities/Conditions Observed

Vegetation removal in area "I".

Conducted By: Anthony AhMu	Signature:	Date: 15 MAR 07

X. UXOQC Review

☒ Acceptable ☐ Unacceptable NCR #:

Comments: Due to the shield not being available to be put on for a week, a surface clearance was completed prior to vegetation removal. Vegetation removal was completed using a tractor mower. Operations were safe. Proper PPE was worn, and drivers were instructed to stay at least 15 feet from the edge of canyons, and drop offs.

Name: Anthony AhMu	Signature:	Date: 15MAR 07

XI. Distribution

☐ PM ☐ SUXOS ☐ UXOSO ☐ UXO Quality Manager ☐ Client Rep

TETRA TECH EC, INC.

FOLLOW-UP INSPECTION/SURVEILLANCE REPORT

Project Name: Beaumont Site 1 Report No: 07-006

Project No: 85160003000000000 Location: Beaumont, CA Date: 19 MAR 07

I. Definable Feature of Work

☐ Project Management	☐ Geophysical Mapping	☐ Data Management	☐ Brush Clearing
☐ Intrusive Investigation	☐ UXO Avoidance	☐ Demolition	☐ Survey
☐ Surface Clearance	☐ Anomaly Reacquisition	☐ Transect Activity	☒ Scrap Processing
☐ GIS Management	☐ Mobilization/Demobilization	☐ Acceptance Sampling	☐ Other:

II. Type of Inspection

☒ Follow-up ☐ Surveillance

II. References (USACE DIDs, Corporate references, SOPs, etc.):

Beaumont Final WP, EHSP, DEMIL SOP.

III. Activities/Conditions Observed

Demil operations.

Conducted By: Anthony AhMu	Signature:	Date: 19 MAR 07

X. UXOQC Review

☒ Acceptable ☐ Unacceptable NCR #:

Comments: Demil operations were conducted IAW demil SOP. Operations were halted once due to an abrasive cutting wheel breaking. After the new one was installed, demil operations were completed without mishap.

Name: Anthony AhMu	Signature:	Date: 19MAR 07

XI. Distribution

☐ PM ☐ SUXOS ☐ UXOSO ☐ UXO Quality Manager ☐ Client Rep

TETRA TECH EC, INC.

FOLLOW-UP INSPECTION/SURVEILLANCE REPORT

Project Name: Beaumont Site 1 Report No: 07-007

Project No: 85160003000000000 Location: Beaumont, CA Date: 21 MAR 07

I. Definable Feature of Work

☐ Project Management	☐ Geophysical Mapping	☐ Data Management	☐ Brush Clearing
☐ Intrusive Investigation	☐ UXO Avoidance	☒ Demolition	☐ Survey
☐ Surface Clearance	☐ Anomaly Reacquisition	☐ Transect Activity	☐ Scrap Processing
☐ GIS Management	☐ Mobilization/Demobilization	☐ Acceptance Sampling	☐ Other:

II. Type of Inspection

☒ Follow-up ☐ Surveillance

II. References (USACE DIDs, Corporate references, SOPs, etc.):

Beaumont Final WP, EHSP, DEMO SOP.

III. Activities/Conditions Observed

Demil operations.

Conducted By: Anthony AhMu	Signature:	Date: 21 MAR 07

X. UXOQC Review

☒ Acceptable ☐ Unacceptable NCR #:

Comments: Demolition operations were conducted on three items found in the target berm of area "I". All safety precautions were observed, and the required soil samples taken before and after the detonations.

Name: Anthony AhMu	Signature:	Date: 21 MAR 07

XI. Distribution

☐ PM ☐ SUXOS ☐ UXOSO ☐ UXO Quality Manager ☐ Client Rep

TETRA TECH EC, INC.

FOLLOW-UP INSPECTION/SURVEILLANCE REPORT

Project Name: Beaumont Site 1 Report No: 07-008

Project No: 85160003000000000 Location: Beaumont, CA Date: 17 APR 07

I. Definable Feature of Work

☐ Project Management	☐ Geophysical Mapping	☐ Data Management	☐ Brush Clearing
☐ Intrusive Investigation	☐ UXO Avoidance	☐ Demolition	☐ Survey
☐ Surface Clearance	☐ Anomaly Reacquisition	☐ Transect Activity	☒ Scrap Processing
☐ GIS Management	☐ Mobilization/Demobilization	☐ Acceptance Sampling	☐ Other:

II. Type of Inspection

☒ Follow-up ☐ Surveillance

II. References (USACE DIDs, Corporate references, SOPs, etc.):

Beaumont Final WP, EHSP, DEMIL SOP.

III. Activities/Conditions Observed

Demil operations.

Conducted By: Anthony AhMu	Signature:	Date: 17 APR 07

X. UXOQC Review

☒ Acceptable ☐ Unacceptable NCR #:

Comments: Demil operations were conducted IAW demil SOP. Operations completed safely and IAW reference materials. Personnel wearing proper PPE.

Name: Anthony AhMu	Signature:	Date: 17 APR 07

XI. Distribution

☐ PM ☐ SUXOS ☐ UXOSO ☐ UXO Quality Manager ☐ Client Rep

TETRA TECH EC, INC.

INITIAL PHASE INSPECTION REPORT

Project Name: Beaumont Site 1 Report No: 06-001

Project No: 88940001000000003 Location: Beaumont, CA Date: 8-18-06

I. Definable Feature of Work

☐ Project Management	☐ Geophysical Mapping	☐ Data Management	☒ Brush Clearing
☐ Intrusive Investigation	☐ UXO Avoidance	☐ Demolition	☐ Survey
☐ Surface Clearance	☐ Anomaly Reacquisition	☐ Transect Activity	☐ Scrap Processing
☐ GIS Management	☐ Mobilization/Demobilization	☐ Acceptance Sampling	☐ Other:

II. References (USACE DIDs, Corporate references, SOPs, etc.):

Tetra Tech 2003, Tetra Tech 2005b, Site SOP for Vegetation removal.

III. Personnel Present (employees performing the work) Attach supplemental sheet if necessary

Name	Position	Company
Robert Stout	SUXOS	TTECI
Craig Pope	UXO Tech III – Team Leader	TTECI
Talin Massie	UXO Tech II	TTECI
Charles Brewer	UXO Tech I	TTECI
Milo Rivera	Senior Wildlife Biologist	ECORP

IV. Preparatory Work (equipment set up & testing, EZ set up, logbook entries, etc.)

Is preliminary work complete and correct?	☒ Yes	☐ No
If No, what action(s) will be taken?		

V. Task Execution

Is work being completed in accordance with plans and specifications?	☒ Yes	☐ No
If No, what corrective action(s) will be taken?		
Is workmanship acceptable?	☒ Yes	☐ No
If No, what action(s) will be taken?		

V. Resolve Differences

TETRA TECH EC, INC.

INITIAL PHASE INSPECTION REPORT

Project Name: Beaumont Site 1 Report No: 06-001

Project No: 88940001000000003 Location: Beaumont, CA Date: 8-18-06

Comments:

VI. Safety (Review work conditions using EHSP and AHAs)

Comments: EHSP and applicable AHA in Appendix C have been reviewed.

VII. Results of Inspection

☒ Acceptable ☐ Unacceptable NCR #:

Name: Anthony AhMu Signature:  Date: 8-18-06

QC Manager Comments

QC Manager Review

☐ Concur ☐ Non-Concur Signature: Date

VIII. Distribution

☒ PM ☐ SITE MGR ☒ UXOQC ☒ SUXOS ☐ CLIENT REP

TETRA TECH EC, INC.

INITIAL PHASE INSPECTION REPORT

Project Name: BEAUMONT SITE 1 Report No: 06-002

Project No: 88940001000000003 Location: BEAUMONT, CA Date: 29 AUG 06

I. Definable Feature of Work

☐ Project Management	☒ Geophysical Mapping	☐ Data Management	☐ Brush Clearing
☐ Intrusive Investigation	☐ UXO Avoidance	☐ Demolition	☐ Survey
☐ Surface Clearance	☐ Anomaly Reacquisition	☐ Transect Activity	☐ Scrap Processing
☐ GIS Management	☐ Mobilization/Demobilization	☐ Acceptance Sampling	☐ Other:

II. References (USACE DIDs, Corporate references, SOPs, etc.):

Beaumont Final WP, 2006 SWP, EHSP

III. Personnel Present (employees performing the work) Attach supplemental sheet if necessary

Name	Position	Company
SLADE LANEER	GEO LEAD	TTECI
CRAIG POPE	UXO TECH III	TTECI
TALIN MASSIE	UXO TECH II	TTECI
CHARLIE BREWER	UXO TECH I	TTECI

IV. Preparatory Work (equipment set up & testing, EZ set up, logbook entries, etc.)

Is preliminary work complete and correct?	☒ Yes	☐ No
If No, what action(s) will be taken? See comments.		

V. Task Execution

Is work being completed in accordance with plans and specifications?	☒ Yes	☐ No
If No, what corrective action(s) will be taken? See comments		
Is workmanship acceptable?	☒ Yes	☐ No
If No, what action(s) will be taken?		

V. Resolve Differences

TETRA TECH EC, INC.

INITIAL PHASE INSPECTION REPORT

Project Name: BEAUMONT SITE 1 Report No: 06-002

Project No: 88940001000000003 Location: BEAUMONT, CA Date: 29 AUG 06

Comments: Procedures in the work plan and supplemental work plan are being followed, but there is no written plan on site for the geo mapping technique itself. Questions from oversight personnel arose as to how coil was set up, and nulled. It would be helpful to have step by step procedures from setting up the skirt to walking a transect or area to completing the mapping and securing the gear.

VI. Safety (Review work conditions using EHSP and AHAs)

Comments: Conditions on site, and AHA's were reviewed.

VII. Results of Inspection

☒ Acceptable ☐ Unacceptable NCR #:

Name: Anthony AhMu Signature:  Date: 29 AUG 06

QC Manager Comments

QC Manager Review

☐ Concur ☐ Non-Concur Signature: Date

VIII. Distribution

☐ PM ☐ SITE MGR ☒ UXOQC ☐ SUXOS ☐ CLIENT REP

TETRA TECH EC, INC.

INITIAL PHASE INSPECTION REPORT

Project Name: BEAUMONT SITE 1 Report No: 06-003

Project No: 88940001000000003 Location: BEAUMONT, CA Date: 10 SEP 06

I. Definable Feature of Work

☐ Project Management	☐ Geophysical Mapping	☐ Data Management	☐ Brush Clearing
☐ Intrusive Investigation	☐ UXO Avoidance	☐ Demolition	☐ Survey
☐ Surface Clearance	☒ Anomaly Reacquisition	☐ Transect Activity	☐ Scrap Processing
☐ GIS Management	☐ Mobilization/Demobilization	☐ Acceptance Sampling	☐ Other:

II. References (USACE DIDs, Corporate references, SOPs, etc.):

Beaumont Final WP, 2006 SWP, EHSP.

III. Personnel Present (employees performing the work) Attach supplemental sheet if necessary

Name	Position	Company
ROBERT STOUT	SUXOS	TTECI
CRAIG POPE	UXO TECH III	TTECI
TALIN MASSIE	UXO TECH II	TTECI
CHARLIE BREWER	UXO TECH I	TTECI

IV. Preparatory Work (equipment set up & testing, EZ set up, logbook entries, etc.)

Is preliminary work complete and correct?	☒ Yes	☐ No
If No, what action(s) will be taken? See comments.		

V. Task Execution

Is work being completed in accordance with plans and specifications?	☒ Yes	☐ No
If No, what corrective action(s) will be taken? See comments		
Is workmanship acceptable?	☒ Yes	☐ No
If No, what action(s) will be taken?		

V. Resolve Differences

TETRA TECH EC, INC.

INITIAL PHASE INSPECTION REPORT

Project Name: BEAUMONT SITE 1 Report No: 06-003

Project No: 88940001000000003 Location: BEAUMONT, CA Date: 10 SEP 06

Comments: Anomaly reacquisition is being conducted IAW the work plan. Leica base station is being set up and the rover being taken to the prove out stake point number 1008 before each use..

VI. Safety (Review work conditions using EHSP and AHAs)

Comments: UXO team has reviewed the work plan and a safety brief was conducted before starting the reacquisition.

VII. Results of Inspection

☒ Acceptable ☐ Unacceptable NCR #:

Name: Anthony AhMu Signature:  Date: 10 SEP 06

QC Manager Comments

QC Manager Review

☐ Concur ☐ Non-Concur Signature: Date

VIII. Distribution

☐ PM ☒ SITE MGR ☒ UXOQC ☐ SUXOS ☐ CLIENT REP

TETRA TECH EC, INC.

INITIAL PHASE INSPECTION REPORT

Project Name: BEAUMONT SITE 1 Report No: 06-004

Project No: 88940001000000003 Location: BEAUMONT, CA Date: 12 SEP 06

I. Definable Feature of Work

☐ Project Management	☐ Geophysical Mapping	☐ Data Management	☐ Brush Clearing
☒ Intrusive Investigation	☐ UXO Avoidance	☐ Demolition	☐ Survey
☐ Surface Clearance	☐ Anomaly Reacquisition	☐ Transect Activity	☐ Scrap Processing
☐ GIS Management	☐ Mobilization/Demobilization	☐ Acceptance Sampling	☐ Other:

II. References (USACE DIDs, Corporate references, SOPs, etc.):

Beaumont Final WP, 2006 SWP, EHSP.

III. Personnel Present (employees performing the work) Attach supplemental sheet if necessary

Name	Position	Company
ROBERT STOUT	SUXOS	TTECI
CRAIG POPE	UXO TECH III	TTECI
TALIN MASSIE	UXO TECH II	TTECI
CHARLIE BREWER	UXO TECH I	TTECI

IV. Preparatory Work (equipment set up & testing, EZ set up, logbook entries, etc.)

Is preliminary work complete and correct?	☒ Yes	☐ No
If No, what action(s) will be taken? See comments.		

V. Task Execution

Is work being completed in accordance with plans and specifications?	☒ Yes	☐ No
If No, what corrective action(s) will be taken? See comments		
Is workmanship acceptable?	☒ Yes	☐ No
If No, what action(s) will be taken?		

V. Resolve Differences

TETRA TECH EC, INC.

INITIAL PHASE INSPECTION REPORT

Project Name: BEAUMONT SITE 1 Report No: 06-004

Project No: 88940001000000003 Location: BEAUMONT, CA Date: 12 SEP 06

Comments: . Procedures in the work plan and supplemental work plan are being followed. EZ's set, and equipment tested and logbook entries made. All required daily forms are being utilized and filled out correctly. Although the UXO team is comprised of new personnel, the quality of work observed and attention to detail of the work plan is exceptional.

VI. Safety (Review work conditions using EHSP and AHAs)

Comments: Safety is being strictly observed in the field. EZ's are set at proper distances, comms going in and out of the EZ are being utilized. EHSP and AHA's concerning intrusive work were read at the morning safety brief and followed in the field.

VII. Results of Inspection

☒ Acceptable ☐ Unacceptable NCR #:

Name: Anthony AhMu Signature:  Date: 12 SEP 06

QC Manager Comments

QC Manager Review

☐ Concur ☐ Non-Concur Signature: Date

VIII. Distribution

☐ PM ☒ SITE MGR ☒ UXOQC ☐ SUXOS ☐ CLIENT REP

TETRA TECH EC, INC.

INITIAL PHASE INSPECTION REPORT

Project Name: BEAUMONT SITE 1 Report No: 06-005

Project No: 88940001000000003 Location: BEAUMONT, CA Date: 22 SEP 06

I. Definable Feature of Work

☐ Project Management	☐ Geophysical Mapping	☐ Data Management	☐ Brush Clearing
☐ Intrusive Investigation	☐ UXO Avoidance	☐ Demolition	☐ Survey
☐ Surface Clearance	☐ Anomaly Reacquisition	☐ Transect Activity	☐ Scrap Processing
☐ GIS Management	☐ Mobilization/Demobilization	☐ Acceptance Sampling	☒ Other: MAG/DIG

II. References (USACE DIDs, Corporate references, SOPs, etc.):

Beaumont Final WP, 2006 SWP, EHSP.

III. Personnel Present (employees performing the work) Attach supplemental sheet if necessary

Name	Position	Company
ROBERT STOUT	SUXOS	TTECI
CRAIG POPE	UXO TECH III	TTECI
TALIN MASSIE	UXO TECH II	TTECI
CHARLIE BREWER	UXO TECH I	TTECI

IV. Preparatory Work (equipment set up & testing, EZ set up, logbook entries, etc.)

Is preliminary work complete and correct?	☒ Yes	☐ No
If No, what action(s) will be taken? See comments.		

V. Task Execution

Is work being completed in accordance with plans and specifications?	☒ Yes	☐ No
If No, what corrective action(s) will be taken? See comments		
Is workmanship acceptable?	☒ Yes	☐ No
If No, what action(s) will be taken?		

V. Resolve Differences

TETRA TECH EC, INC.

INITIAL PHASE INSPECTION REPORT

Project Name: BEAUMONT SITE 1 Report No: 06-005

Project No: 88940001000000003 Location: BEAUMONT, CA Date: 22 SEP 06

Comments: Procedures in the work plan and supplemental work plan are being followed. EZ's set, and equipment tested and logbook entries made. All required daily forms are being utilized and filled out correctly. Personnel are competent using metal detectors. IAW UXO PESM a hillside drill was conducted prior to starting actual hazardous terrain operations.

VI. Safety (Review work conditions using EHSP and AHAs)

Comments: Safety is being strictly observed and practiced in the field. EZ's are set at proper distances, Radio comms are being used properly, and the local SOP for hazardous terrain was thoroughly reviewed. Although the hazardous terrain is a factor, the team members are adjusting well to using proper mag and dig techniques on the side of a very tall hill .

VII. Results of Inspection

☒ Acceptable ☐ Unacceptable NCR #:

Name: Anthony AhMu Signature: Date: 22 SEP 06

QC Manager Comments

QC Manager Review

☐ Concur ☐ Non-Concur Signature: Date

VIII. Distribution

☐ PM ☒ SITE MGR ☒ UXOQC ☐ SUXOS ☐ CLIENT REP

TETRA TECH EC, INC.

INITIAL PHASE INSPECTION REPORT

Project Name: BEAUMONT SITE 1 Report No: 06-006

Project No: 88940001000000003 Location: BEAUMONT, CA Date: 07 DEC 06

I. Definable Feature of Work

☐ Project Management	☐ Geophysical Mapping	☐ Data Management	☐ Brush Clearing
☐ Intrusive Investigation	☐ UXO Avoidance	☐ Demolition	☐ Survey
☐ Surface Clearance	☐ Anomaly Reacquisition	☐ Transect Activity	☒ Scrap Processing
☐ GIS Management	☐ Mobilization/Demobilization	☐ Acceptance Sampling	☐ Other:

II. References (USACE DIDs, Corporate references, SOPs, etc.):

Beaumont Final WP, 2006 SWP, EHSP.

III. Personnel Present (employees performing the work) Attach supplemental sheet if necessary

Name	Position	Company
ROBERT STOUT	SUXOS	TTECI
CRAIG POPE	UXO TECH III	TTECI
SKY HENNING	UXO TECH II	TTECI
CHARLIE BREWER	UXO TECH I	TTECI

IV. Preparatory Work (equipment set up & testing, EZ set up, logbook entries, etc.)

Is preliminary work complete and correct?	☒ Yes	☐ No
If No, what action(s) will be taken? See comments.		

V. Task Execution

Is work being completed in accordance with plans and specifications?	☒ Yes	☐ No
If No, what corrective action(s) will be taken? See comments		
Is workmanship acceptable?	☒ Yes	☐ No
If No, what action(s) will be taken?		

V. Resolve Differences

TETRA TECH EC, INC.

INITIAL PHASE INSPECTION REPORT

Project Name: BEAUMONT SITE 1 Report No: 06-006

Project No: 88940001000000003 Location: BEAUMONT, CA Date: 07 DEC 06

Comments: Procedures in the work plan and supplemental work plan were followed. Equipment was tested and logbook entries made. All demil items were inspected prior to cutting.

VI. Safety (Review work conditions using EHSP and AHAs)

Comments: Demil SOP was reviewed just prior to commencing operations. All PPE was used and used properly. Due to wild fire, hard line communications were not available, but a sat phone was on site, and the swap was approved by PM, and PESM.

VII. Results of Inspection

☒ Acceptable ☐ Unacceptable NCR #:

Name: Anthony AhMu Signature:  Date: 07 DEC 06

QC Manager Comments

QC Manager Review

☐ Concur ☐ Non-Concur Signature: Date

VIII. Distribution

☐ PM ☒ SITE MGR ☒ UXOQC ☐ SUXOS ☐ CLIENT REP

TETRA TECH EC, INC.

INITIAL PHASE INSPECTION REPORT

Project Name: BEAUMONT SITE 1 Report No: 07-001

Project No: 851600030000000000 Location: BEAUMONT, CA Date: 16 JAN 07

I. Definable Feature of Work

☐ Project Management	☐ Geophysical Mapping	☐ Data Management	☐ Brush Clearing
☐ Intrusive Investigation	☐ UXO Avoidance	☐ Demolition	☐ Survey
☐ Surface Clearance	☐ Anomaly Reacquisition	☐ Transect Activity	☐ Scrap Processing
☐ GIS Management	☐ Mobilization/Demobilization	☐ Acceptance Sampling	☒ Other:

II. References (USACE DIDs, Corporate references, SOPs, etc.):

Beaumont Final WP, 2006 SWP, EHSP.

III. Personnel Present (employees performing the work) Attach supplemental sheet if necessary

Name	Position	Company
ROBERT STOUT	SUXOS	TTECI
ANTHONY AHMU	UXOSO / QC	TTECI
CRAIG POPE	UXO TECH III	TTECI
CHUCK DUMARS	UXO TECH III	TTECI
SKY HENNING	UXO TECH II	TTECI
JIM ROSSI	UXO TECH II	TTECI
SCOTT EASON	UXO TECH I	TTECI
ROD RESSELL	UXO TECH I	TTECI

IV. Preparatory Work (equipment set up & testing, EZ set up, logbook entries, etc.)

Is preliminary work complete and correct?	☒ Yes	☐ No
If No, what action(s) will be taken? See comments.		

V. Task Execution

Is work being completed in accordance with plans and specifications?	☒ Yes	☐ No
If No, what corrective action(s) will be taken? See comments		
Is workmanship acceptable?	☒ Yes	☐ No
If No, what action(s) will be taken?		

V. Resolve Differences

TETRA TECH EC, INC.

INITIAL PHASE INSPECTION REPORT

Project Name: BEAUMONT SITE 1 Report No: 07-001

Project No: 85160003000000000 Location: BEAUMONT, CA Date: 16 JAN 07

Comments: Procedures in the demo SOP were followed. Minor adjustments are being made to streamline the process while maintaining the safety aspect of the operation. Small adjustments as far as checkout sheets, truck positions, and communication procedures for road guards.

VI. Safety (Review work conditions using EHSP and AHAs)

Comments: Demolition was completed safely. Proper review of general explosive safeties were completed IAW SOP.

VII. Results of Inspection

☒ Acceptable ☐ Unacceptable NCR #:

Name: Anthony AhMu Signature:  Date: 16 JAN 07

QC Manager Comments

QC Manager Review

☐ Concur ☐ Non-Concur Signature: Date

VIII. Distribution

☐ PM ☒ SITE MGR ☒ UXOQC ☐ SUXOS ☐ CLIENT REP

EHS WEEKLY/MONTHLY INSPECTION AND ACTION ITEM REPORT

Project:	Beaumont Site 1, Lockheed Martin	Area Inspection:	of
Inspection Type:	☐ Weekly ☒ Monthly		
Inspector:	Anthony AhMu	Date:	8/29/06
			1700
Signature:		Time:	

REQUIREMENTS	OBSERVATIONS (N/A if not applicable)	FINDING YES/NO
Work Conditions		
1 Walking /Working Surfaces	Only one small office space kept clean at all times.	No
2 Aisles and Passageways	N/A	No
3 Platforms/ Scaffolding	N/A	No
4 Ladders	N/A	No
5 Stairs	N/A	No
6 Exits/Egress		No
7 Roadways	Bad potholes, and local wildlife to watch out for.	No
8 Ventilation	Good ventilation in office space	No
9 Lighting	Exposed lighting wire in office space. Trouble call submitted to building maintenance.	Yes
10 Noise Exposure	Only required when operating mower.	No
11 Ergonomics		No
Materials		
1 Stacking and Storage	Storage area is small and crowded. Shared with a work crew. Kept as clean as possible	No
2 Chemicals and Fuel	Flam locker shared with other work crew. Items belonging to TT UXO site 1 separated as best as possible.	Yes
3 Compressed Gases	N/A	No
Equipment		
1 Hand / Portable Tools		No
2 Machine, Tools, Guarding	N/A	No

REQUIREMENTS	OBSERVATIONS (N/A if not applicable)	FINDING YES/NO
3 Mobile/ Heavy Equipment a. Physical inspection of equipment b. Review of daily inspection reports c. Review of equipment deficiency correction logs/records	N/A	No

REQUIREMENTS	OBSERVATIONS (N/A if not applicable)	FINDING YES/NO
4 Lifting Gear Equipment	N/A	No
5 Materials Handling Equipment	N/A	No
6 Mechanical Power Systems	N/A	No
7 Hydraulic Power Systems	N/A	No
8 Pneumatic Power Systems	N/A	No
9 Electrical Power Systems	N/A	No
10 Valves and Controls	N/A	No
Hazard Controls		
1 Other Heavy Equipment	N/A	No
2 Lock-Out Systems	N/A	No
3 Signs and Tags	N/A	No
4 Color Coding	N/A	No
5 Materials Labeling	N/A	No
6 Warning Systems		No
Emergency Systems		
1 Emergency Instructions		No
2 Fire Protection		No
3 Eye Wash and Showers		No
4 First Aid Kits/ Stations		No
5 Emergency Rescue Equipment		No
Protective Equipment		
1 Eye Protection		No
2 Ear Protection		No
3 Respiratory Protection	N/A	No
4 Head Protection		No
5 Hand Protection		No
6 Foot Protection		No
7 Body Protection	N/A	No
8 Fall Protection	N/A	No

REQUIREMENTS	OBSERVATIONS (N/A if not applicable)	FINDING YES/NO
Hazardous Waste Storage Area(s)/Satellite Accumulation Areas [1, 2]		
1 Designated, secured area with "Hazardous Waste" signage. For SAA area is marked "SAA". (SAA)	N/A	No
2 Containers:		
a. DOT-spec. containers (for wastes to go off-site only)	N/A	No
b. Intact/in good condition (SAA)	N/A	No
c. Waste compatible with containers (e.g., no evidence of corrosion, softening, bulging) (SAA)	N/A	No
d. Marked "Hazardous Waste"/ visible Accumulation Date. *For SAA, marked "Hazardous Waste" or identify container contents and Accumulation date (SAA)*	N/A	No
e. Securely closed and stored to prevent rupture/leaking, except when add/remove waste. (SAA)	N/A	No
f. Labeled with EPA Id. No.	N/A	No
g. For SAA only, Stored "at the point of generation" and meets quantity limits.	N/A	No
3 Reactive/ignitable wastes stored at least fifty (50) feet from property.	N/A	No
4 Liquid wastes within secondary containment.	N/A	No
5 Incompatible wastes separated by a dike, wall, berm or other device.	N/A	No

[1] For sites with multiple storage areas or Satellite Accumulation Areas (SAAs). Indicate location where deficiencies are noted.

[2] For SAAs, evaluate only the rows marked with (SAA).

REQUIREMENTS	OBSERVATIONS (N/A if not applicable)	FINDING YES/NO
6 Stored for less than 90 days. *(CERCLA projects may have storage variance)* [1]	N/A	No
7 Container tracking log accurately reflects containers stored. (SAA)	N/A	No
8 Area maintained in an orderly fashion and complies with state/EHS plan requirements. (SAA)	N/A	No

[1] If stored on site 75 or more days, TSDF Transporter has been selected (EHS 1-4), pick up date has been scheduled and PM/PESM are aware of 90 day limit.

REQUIREMENTS	OBSERVATIONS (N/A if not applicable)	FINDING YES/NO
Hazardous Waste Tank Storage Area *(Daily inspection is being conducted and maintained on-site)*	N/A	No
Waste/Stockpiles - State Regulated Non-Hazardous Wastes *(Refer to PESM Checklists, if applicable)*	N/A	No
TSCA PCB Wastes – must be inspected at least every 30 days (GMP - weekly) *(Refer to PESM TSCA Checklist for inspection items)*	N/A	No
Point Source Discharges/ Air Emissions		
1 Permit conditions are being met.	N/A	No
2 Monitoring equipment is fully operational.	N/A	No
3 Equipment calibrations and maintenance is up-to-date.	N/A	No
4 Discharge sampling performed at required intervals.	N/A	No
5 Review monitoring results *(Report permit exceedances per EHS 1-7)*	N/A	No
6 DMR and Plant Logs properly completed, signed, and submitted (if required).	N/A	No
7 Fugitive Dust – Appropriate BMPs are instituted for fugitive dust emissions.	N/A	No

REQUIREMENTS	OBSERVATIONS (N/A if not applicable)	FINDING YES/NO
Stormwater Discharge Activities		
1 SWPPP /Soil Plan reflects current activities.	N/A	No
2 Monitoring/sampling performed at required intervals.	N/A	No
3 Review monitoring results *(Report permit exceedances per EHS 1-7)*	N/A	No
4 BMPs in SWPPP/Soil Plan implemented.	N/A	No
5 Visual observations indicate stormwater meets water quality criteria.	N/A	No
6 Inspections conducted as required and documented. Corrective actions are implemented and documented.	N/A	No
Other Conditions or Work Practices		
1		
2		
3		
4		
5		
6		
7		
8		

Monthly Inspections must be sent to PESM and Project Manager.

Review previous week's/month's Action Item Report. Carry forward action items that have not been implemented. Note outstanding action items with an (F) in the "Action Item" column on this report. Note an (F) in the "Date Completed" column on previous week's/month's Action Item Report.

Project:	Beaumont Site 1 / Lockheed Martin	Area of Inspection:	
Inspection Type:	☐ Weekly ☒ Monthly		
Inspector:		Date:	
Signature:		Time:	

ACTION ITEM	RESPONSIBLE PARTY	SCHEDULE	DATE COMPLETED
1. Fix exposed lighting wire in office	Maintenance	By 8 Sep 06	
2. Fix Flammable locker	Safety	By 8 Sep 06	
3.			
4.			
5.			
6.			
7.			
8.			
9.			
10.			
11.			
12.			
13.			
14.			
15.			
Reviewed By (SUXOS):		Date:	

cc: Project Manager (monthly only)
PESM (monthly only)

TETRA TECH EC, INC.

MONTHLY PROJECT QUALITY CONTROL REPORT

Client:	Project Number:
Lockheed Martin	88940001000000003
Project:	**Location:**
Beaumont site 1	Beaumont CA
Type Of Project:	**Report No.**
UXO Remediation	OCT-2006

I. Number of personnel assigned:				II. Total Man Hours			
TtEC	Subcontractor	Craft/Labor:	Total Personnel	TTEC Hours	Subcontractor Hours	Craft/Labor Hours	Total Personnel Hours
5	0	0	5	970	0	0	970

III. Number of QC Reports

Corrective Action Request	Quality Incident Reports	Nonconformance Reports	Deficiency Notices	948's
0	0	0	0	0
Preparatory Phase Inspection	**Initial Phase Inspection Requests**	**Follow-On Inspection**	**Surveillance**	**FCR's**
0	0	6	2	1

IV. Describe QC methods used (or reference where they are documented) and pass/ fail criteria.

Preparatory, Initial, and Follow up phase inspections. Blind seeding in various areas of the project. Blind seeding requirements sent by TT QC manager. Fail criteria is failure to find seed item or item with approximate size and mass of suspect item for that area.

V. Describe any constraints or problems encountered.

Due to large wildfire, power and communications to office space have been cut off. Bids have been taken to replace power pole, but impact study must be completed before a new pole can be put in.

VI. Summarize quality control activities performed and describe any special conditions encountered or special circumstances.

Five percent check of areas that have been prosecuted using the mag and dig technique, 10% recheck of holes prosecuted using geophysical mapping, and blind seeding.

VII. Provide a list of all QC failures and describe corrective action taken.

None.

VIII. List/ describe lessons learned.

Due to time constraints, metal detector settings sometimes need to be fine tuned to get the best production while meeting deadlines.

IX. Include a final statement that contract requirements are met regarding quality of services provided.

Site personnel are professional, and perform their duties IAW all work plans, EHSP, and FCR's. This site is also under QA surveillance acquired through DTSC for the state of California. In conversations with the state representative, he has expressed great confidence in the quality of the job being performed on site. No blind seed items have been missed, and no non conformance reports have been attributed to the site crew. One NCR has been written concerning the geophysical portion of the operation, but as of today, there is still a decision to be made as to the validity of the NCR.

X. List supporting data/ references and where they are filed.

Reference/ Supporting Data:	Location:
QC reports, NCR	QC reports filed on site, and submitted to QC Manager. NCR is with QA. Won't get a copy until matter is resolved.

Name and Signature	Title/Company	Date

Anthony AhMu		UXOQC	31 OCT 06

TETRA TECH EC, INC

MONTHLY PROJECT QUALITY CONTROL REPORT

Client:	Project Number:
Lockheed Martin	88940001000000003
Project:	**Location:**
Beaumont site 1	Beaumont CA
Type Of Project:	**Report No.**
UXO Remediation	NOV-2006

I. Number of personnel assigned:				II. Total Man Hours			
TtEC	Subcontractor	Craft/Labor:	Total Personnel	TTEC Hours	Subcontractor Hours	Craft/Labor Hours	Total Personnel Hours
5	0	0	5	917	0	0	917

III. Number of QC Reports

Corrective Action Request	Quality Incident Reports	Nonconformance Reports	Deficiency Notices	948's
0	0	0	0	0
Preparatory Phase Inspection	**Initial Phase Inspection Requests**	**Follow-On Inspection**	**Surveillance**	**FCR's**
0	0	3	6	0

IV. Describe QC methods used (or reference where they are documented) and pass/ fail criteria.

Preparatory, Initial, and Follow up phase inspections. Blind seeding in various areas of the project. Blind seeding requirements sent by TT QC manager. Fail criteria is failure to find seed item or item with approximate size and mass of suspect item for that area.

V. Describe any constraints or problems encountered.

Due to large wildfire, power and communications to office space have been cut off. Power is scheduled to be operational by next week.

VI. Summarize quality control activities performed and describe any special conditions encountered or special circumstances.

Five percent check of areas that have been prosecuted using the mag and dig technique, 10% recheck of holes prosecuted using geophysical mapping, and blind seeding. All areas have been completed with no failures.

VII. Provide a list of all QC failures and describe corrective action taken.

None.

VIII. List/ describe lessons learned.

Upon completing a trial set up of demil operations, minor steps could not be completed according to the SOP due to the wildfire. One major step would like to be changed and an FCR will be forthcoming..

IX. Include a final statement that contract requirements are met regarding quality of services provided.

All areas listed in the 2006 supplemental work plan have been cleared. All seed items have been recovered. No grids failed QC or QA checks. The customer by all accounts seems to be pleased with the progress thus far and further work in area "A" seems to be on track to be started soon.

X. List supporting data/ references and where they are filed.

Reference/ Supporting Data:	Location:
QC reports	QC reports filed on site, and submitted to QC Manager.

Name and Signature	Title/Company	Date
Anthony AhMu 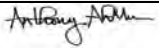	UXOQC	01 DEC 06

TETRA TECH EC, INC.

MONTHLY PROJECT QUALITY CONTROL REPORT

Client: Lockheed Martin	Project Number: 8576.0003.0000.00000
Project: Beaumont site 1	Location: Beaumont CA
Type Of Project: UXO Remediation area "A"	Report No. DEC 2006

I. Number of personnel assigned:				II. Total Man Hours			
TtEC	Subcontractor	Craft/Labor:	Total Personnel	TTEC Hours	Subcontractor Hours	Craft/Labor Hours	Total Personnel Hours
5	0	0	5	595	0	0	595

III. Number of QC Reports

Corrective Action Request	Quality Incident Reports	Nonconformance Reports	Deficiency Notices	948's
0	0	0	0	0
Preparatory Phase Inspection	**Initial Phase Inspection Requests**	**Follow-On Inspection**	**Surveillance**	**FCR's**
0	1	3	5	0

IV. Describe QC methods used (or reference where they are documented) and pass/ fail criteria.

Preparatory, Initial, and Follow up phase inspections. Blind seeding in area "A" will be conducted IAW guidelines from Tetra Tech QC manager. Fail criteria is failure to find seed item or item with approximate size and mass of suspect item for that area.

V. Describe any constraints or problems encountered.

Power has been restored to the main bunker. Phone line communications are expected to be restored soon.

VI. Summarize quality control activities performed and describe any special conditions encountered or special circumstances.

Project has entered a new phase of work. Approved Supplemental Work Plan on site. All QC activities will be carried forward from original Work Plan. As of this time, only vegetation clearance Follow-On Inspections, and GEO Follow-On Inspections, and surveillances have been performed. A major concern right now is the proper sighting of an explosive magazine on the site.

VII. Provide a list of all QC failures and describe corrective action taken.

None.

VIII. List/ describe lessons learned.

After attending SUXOS training, the importance of ZIP slips has been emphasized. The site will use the "safety observer" program to provide ideas for topics for ZIP slip submittals. The site is small and manning is only five personnel, but during the morning safety brief, many topics arose that had been mentioned that can easily translate to ZIP slip topics. The intention is for the site to take the concerns of site personnel, and their good behavior, and give good meaningful submittals.

IX. Include a final statement that contract requirements are met regarding quality of services provided.

As a sign of continued success, Tetra Tech has been given the follow on work in area "A". All feedback by state representative oversight persons has been excellent. No NCR's have been filed so far, and site personnel are dedicated to seeing that the next phase will be equally successful.

X. List supporting data/ references and where they are filed.

Reference/ Supporting Data:	Location:
QC reports	QC reports filed on site, and submitted to QC Manager.

Name and Signature	Title/Company	Date
Anthony AhMu	UXOQC	03 Jan 07

TETRA TECH EC, INC

MONTHLY PROJECT QUALITY CONTROL REPORT

Client:	Project Number:
Lockheed Martin	8576.0003.0000.00000
Project:	**Location:**
Beaumont site 1	Beaumont CA
Type Of Project:	**Report No.**
UXO Remediation area "A"	JAN 2007

I. Number of personnel assigned:				II. Total Man Hours			
TtEC	Subcontractor	Craft/Labor:	Total Personnel	TTEC Hours	Subcontractor Hours	Craft/Labor Hours	Total Personnel Hours
8	6	0	14	1597	321	0	1918

III. Number of QC Reports

Corrective Action Request	Quality Incident Reports	Nonconformance Reports	Deficiency Notices	948's
0	1	0	0	0
Preparatory Phase Inspection	**Initial Phase Inspection Requests**	**Follow-On Inspection**	**Surveillance**	**FCR's**
1	1	3	11	0

IV. Describe QC methods used (or reference where they are documented) and pass/ fail criteria.

Preparatory, Initial, and Follow up phase inspections. Blind seeding being conducted in area "A" IAW guidelines from Tetra Tech QC manager. Fail criteria is failure to find seed item or item with approximate size and mass of suspect item for that area.

V. Describe any constraints or problems encountered.

Power has been restored to the main bunker. New phone lines have been run, but there is still a short in the line. Troubleshooting is being done to fix the lines.

VI. Summarize quality control activities performed and describe any special conditions encountered or special circumstances.

Site has been approved for storage of explosives, and first shipment of explosives has been accepted. Preparatory phase inspection on Demolition was completed, and initial phase inspection completed after first demolition shot.

VII. Provide a list of all QC failures and describe corrective action taken.

QIR on VTA data collection procedures 07-001 noted the fact that data gaps appeared in a grid more than once. This lead to spending more time in the grid using a high dollar piece of equipment than was necessary. Corrective action in the form of elaboration of VTA techniques, and when a VTA should not be used was given by the Geophysical department.

VIII. List/ describe lessons learned.

ZIP slips have been emphasized on site, and many good suggestions for improvement and suggestions for potential hazards have been given by the crew. The lesson of sharing ones views to improve processes, and enhance a safe work environment is being learned by the field crew.

IX. Include a final statement that contract requirements are met regarding quality of services provided.

Beaumont site 1 has state oversight in the form of a competitor in the UXO field (RONCO). From Aug 2006 to the present, only one NCR was proposed, but never submitted due to a misunderstanding on the part of RONCO's geophysical subcontractor. All other reports from oversight about this sight to TT Division, and the state of California have been exemplary. The work site crew is adaptable, and hardworking. The few problems this crew had were identified, discussed, and rectified usually the same day, and the quality of work speaks for itself.

X. List supporting data/ references and where they are filed.

Reference/ Supporting Data:	Location:
QC reports	QC reports filed on site, and submitted to QC Manager.

Name and Signature	Title/Company	Date
Anthony AhMu	UXOQC	02 FEB 07

TETRA TECH EC, INC

MONTHLY PROJECT QUALITY CONTROL REPORT

Client:	Project Number:
Lockheed Martin	8576.0003.0000.00000
Project:	**Location:**
Beaumont site 1	Beaumont CA
Type Of Project:	**Report No.**
UXO Remediation area "A"	FEB 2007

I. Number of personnel assigned:				II. Total Man Hours			
TtEC	Subcontractor	Craft/Labor:	Total Personnel	TTEC Hours	Subcontractor Hours	Craft/Labor Hours	Total Personnel Hours
8	6	0	14	1299	368	0	1667

III. Number of QC Reports

Corrective Action Request	Quality Incident Reports	Nonconformance Reports	Deficiency Notices	948's
0	1	0	0	0
Preparatory Phase Inspection	**Initial Phase Inspection Requests**	**Follow-On Inspection**	**Surveillance**	**FCR's**
0	0	0	14	1

IV. Describe QC methods used (or reference where they are documented) and pass/ fail criteria.

Preparatory, Initial, and Follow up phase inspections. Blind seeding being conducted in area "A" IAW guidelines from Tetra Tech QC manager. Fail criteria is failure to find seed item or item with approximate size and mass of suspect item for that area (30mm projectile).

V. Describe any constraints or problems encountered.

New phone lines have been run. Phones are working, but during a rain, the phone service will stop due to the lines not being weatherproof. The technician said that brand new lines and poles will be installed at a later date, and then will be able to withstand severe weather.

VI. Summarize quality control activities performed and describe any special conditions encountered or special circumstances.

QC activities include daily inspections / surveillances, and subsequent reports. Blind seeding in area "A" was completed, and all seed items have been recovered. In order to complete the last four grids in area "I" two of the grids have been set up to capture a local endangered species (Stevens K rat). Although it has not hindered production at this point, if the animals are not trapped soon, a change in schedule may be used to keep the crew busy while completing the trapping.

VII. Provide a list of all QC failures and describe corrective action taken.

None.

VIII. List/ describe lessons learned.

ZIP slip submittals have increased substantially. The importance of ZIP slips are becoming apparent to the crew.

IX. Include a final statement that contract requirements are met regarding quality of services provided.

Beaumont site 1 has state oversight in the form of a competitor in the UXO field (RONCO). Once again, another area (area "I") has been awarded to TTECI sighting the excellent operations in the previous areas. This is another month of added work all due to the hard work of the UXO crew.

X. List supporting data/ references and where they are filed.

Reference/ Supporting Data:	Location:
QC reports	QC reports filed on site, and submitted to QC Manager.

Name and Signature	Title/Company	Date
Anthony AhMu 	UXOQC	01 MAR 07

TETRA TECH EC, INC

MONTHLY PROJECT QUALITY CONTROL REPORT

Client:	Project Number:
Lockheed Martin	8527.0001.0000.00000
Project:	**Location:**
Beaumont site 1	Beaumont CA
Type Of Project:	**Report No.**
UXO Remediation area "I"	MAR 2007

I. Number of personnel assigned:				II. Total Man Hours			
TtEC	Subcontractor	Craft/Labor:	Total Personnel	TTEC Hours	Subcontractor Hours	Craft/Labor Hours	Total Personnel Hours
7	6	0	14	1483	368	0	1851

III. Number of QC Reports

Corrective Action Request	Quality Incident Reports	Nonconformance Reports	Deficiency Notices	948's
0	0	0	0	0
Preparatory Phase Inspection	**Initial Phase Inspection Requests**	**Follow-On Inspection**	**Surveillance**	**FCR's**
0	0	3	13	0

IV. Describe QC methods used (or reference where they are documented) and pass/ fail criteria.

Preparatory, Initial, and Follow up phase inspections. Blind seeding being conducted in area "I" IAW guidelines from Tetra Tech QC manager. Fail criteria is failure to find seed item or item with approximate size and mass of suspect item for that area (20mm projectile).

V. Describe any constraints or problems encountered.

VI. Summarize quality control activities performed and describe any special conditions encountered or special circumstances.

QC activities include daily inspections / surveillances, and subsequent reports. Blind seeding in area "I" was completed, and the area is being geophysically mapped. Mapping is nearly complete. A northern target berm is being removed using mag and dig technique. Most special conditions arise due to hazardous terrain.

VII. Provide a list of all QC failures and describe corrective action taken.

None.

VIII. List/ describe lessons learned.

IX. Include a final statement that contract requirements are met regarding quality of services provided.

Beaumont site 1 clearance is nearing completion. The major task now is to keep personnel focused, maintain a positive attitude, and finish the job as strongly as it was started.

X. List supporting data/ references and where they are filed.

Reference/ Supporting Data:	Location:
QC reports	QC reports filed on site, and submitted to QC Manager.

Name and Signature	Title/Company	Date
Anthony AhMu	UXOQC	02 APR 07

TETRA TECH EC, INC

MONTHLY PROJECT QUALITY CONTROL REPORT

Client: Lockheed Martin	Project Number: 8527.0001.0000.00000
Project: Beaumont site 1	Location: Beaumont CA
Type Of Project: UXO Remediation area "I"	Report No. APR 2007

I. Number of personnel assigned:				II. Total Man Hours			
TtEC	Subcontractor	Craft/Labor:	Total Personnel	TTEC Hours	Subcontractor Hours	Craft/Labor Hours	Total Personnel Hours
7	6	0	14	922	245	0	1187

III. Number of QC Reports

Corrective Action Request	Quality Incident Reports	Nonconformance Reports	Deficiency Notices	948's
0	1	1	0	0
Preparatory Phase Inspection	**Initial Phase Inspection Requests**	**Follow-On Inspection**	**Surveillance**	**FCR's**
0	0	1	11	0

IV. Describe QC methods used (or reference where they are documented) and pass/ fail criteria.

Preparatory, Initial, and Follow up phase inspections. Blind seeding being conducted in area "I" IAW guidelines from Tetra Tech QC manager. Fail criteria is failure to find seed item or item with approximate size and mass of suspect item for that area (20mm projectile).

V. Describe any constraints or problems encountered.

VI. Summarize quality control activities performed and describe any special conditions encountered or special circumstances.

QC activities include daily inspections / surveillances, and subsequent reports. Blind seeding in area "I" was completed, and the area is being geophysically mapped. Mapping is nearly complete. A northern target berm is being removed using mag and dig technique. Most special conditions arise due to hazardous terrain.

VII. Provide a list of all QC failures and describe corrective action taken.

QA oversight submitted NCR for missing a seed item in area "I" grid 4. Failure to find item was due to improper data processing due to collecting EM61 data while coils were mounted on wheels, and geo crew, pausing the Allegro unit. In order to adjust for the changes in the EM61 configuration, the 216 timegate threshold was lowered to account for the height of the coils, and the geo crew no longer paused the Allegro unit.

VIII. List/ describe lessons learned.

Geophysical data collection is for personnel that have formal training. Although on the job (OJT) is a solution, a combination of relatively inexperienced geo data field collectors, and changes to coil configuration can lead to difficult situations.
Timely feedback of the need for corrections or further instruction on the DO's and DON'T's of EM61 data collection are extremely important. If there are problems with data or with the process you are using to collect that data, contacting site personnel three or four days later to correct the problem, can lead to large gaps in data collection, and schedule overruns.

IX. Include a final statement that contract requirements are met regarding quality of services provided.

Beaumont site 1 clearance is completed and now packing up for demobilization. The QA NCR found a small problem with our geo process, but was quickly overcome. QA satisfaction overall has been well documented.

X. List supporting data/ references and where they are filed.

Reference/ Supporting Data:	Location:
QC reports	QC reports filed on site, and submitted to QC Manager.

Name and Signature	Title/Company	Date
Anthony AhMu 	UXOQC	19 APR 07

TETRA TECH EC, INC.

PREPARATORY PHASE INSPECTION REPORT

Project Name: Beaumont Site 1 Project No: 88940001000000003 Report No: 06-001

UXO Team: Location: Beaumont, CA Date: 13 AUG 06

I. Definable Feature of Work

☐ Project Management	☐ Geophysical Mapping	☐ Data Management	☒ Brush Clearing
☐ Intrusive Investigation	☐ UXO Avoidance	☐ Demolition	☐ Survey
☐ Surface Clearance	☐ Anomaly Reacquisition	☐ Transect Activity	☐ Scrap Processing
☐ GIS Management	☐ Mobilization/Demobilization	☐ Acceptance Sampling	☐ Other:

II. References (USACE DIDs, Corporate references, SOPs, etc.):

Tetra Tech 2003, Tetra Tech 2005b, Site SOP for Manual Vegetation Removal

III. Personnel Present (employees performing the work) Attach supplemental sheet if necessary

Name	Position	Company
Robert Stout	SUXOS	TTECI
Craig Pope	UXO III – Team Leader	TTECI
Talin Massie	UXO II	TTECI
Charles Brewer	UXO I	TTECI

IV. Submittals Reviewed (Work Plan, EHSP, Permits, etc.)

Submittals Reviewed.	Item No.	Date	Approval Authority
2005 Work Plan revised 27 Nov 05		28 Nov 05	Dave Keller
2006 Final SWP May 2006		31 Jul 06	Bart Devine
EHSP revised 7 Jul 06		31 Jul 06	Steve Neil

Have all submittals been approved? ☒ Yes ☐ No

If No, what items have not been submitted/ approved? N/A

Are all submittals on hand? ☒ Yes ☐ No

If No, what items are missing?

Check approved submittals against delivered material. (This should be done as material arrives.)

Comments: N/A

V. Resources (Personnel & Equipment)

Are adequate resources on hand to effectively conduct work? ☒ Yes ☐ No

If No, what action will be taken?

VI. Procedures (Project Manger should be involved in this stage of the inspection)

Review contract specifications. (List special requirements such as location accuracy, format for deliverables, etc.)

TETRA TECH EC, INC.

PREPARATORY PHASE INSPECTION REPORT

Project Name:	Beaumont Site 1	Project No:	88940001000000003	Report No:	06-001
UXO Team:		Location:	Beaumont, CA	Date:	13 AUG 06

Discuss procedure for accomplishing the work (Reference WP Section or SOP). IAW WP Section 9, SWP Section 7, and SOP For Manual Vegetation Removal, mowing will take place in designated areas to facilitate UXO clearance operations.

Clarify any differences (revisions needed). N/A

VII. Resolve Differences (What did you do to resolve outstanding issues/problems)

Comments: N/A

VIII. Testing/ Surveillance

Identify Tests/ Surveillance to be performed, frequency, and by whom. An Initial Inspection will be conducted by the UXOQC on the first day of mowing to be followed by follow up inspections once a week by the UXOQC.

Where will the testing to take place (in the test bed, at a selected monument, etc.)? N/A

Is the Testing/ Surveillance Plan Adequate? YES

IX. Safety

Review applicable portion of the Health and Safety Plan. All personnel participating in mowing operations have read and understand the applicable references, and EHSP.

Has the Activity Hazard Analysis been approved? ☒ Yes ☐ No

X. Results of Inspection

☒ Acceptable ☐ Unacceptable		NCR #:
Name: Anthony AhMu	Signature:	Date: 21 AUG 06

QCM Comments

QCM Review

☐ Concur	☐ Non-Concur	Signature:	Date

XI. Distribution

☒ PM ☒ SITE MGR ☒ UXOQC ☒ SUXOS ☐ CLIENT REP

TETRA TECH EC, INC.

PREPARATORY PHASE INSPECTION REPORT

Project Name: Beaumont Site 1 Project No: 88940001000000003 Report No: 06-002

UXO Team: Location: Beaumont, CA Date: 13 AUG 06

I. Definable Feature of Work

☐ Project Management	☐ Geophysical Mapping	☐ Data Management	☐ Brush Clearing
☐ Intrusive Investigation	☐ UXO Avoidance	☐ Demolition	☐ Survey
☒ Surface Clearance	☐ Anomaly Reacquisition	☐ Transect Activity	☐ Scrap Processing
☐ GIS Management	☐ Mobilization/Demobilization	☐ Acceptance Sampling	☐ Other:

II. References (USACE DIDs, Corporate references, SOPs, etc.):

Beaumont Final Work Plan, Beaumont 2006 Supplemental Work Plan, Beaumont EHSP.

III. Personnel Present (employees performing the work) Attach supplemental sheet if necessary

Name	Position	Company
Robert Stout	SUXOS	TTECI
Craig Pope	UXO Tech III – Team Leader	TTECI
Talin Massie	UXO II	TTECI
Charles Brewer	UXO I	TTECI

IV. Submittals Reviewed (Work Plan, EHSP, Permits, etc.)

Submittals Reviewed.	Item No.	Date	Approval Authority
2005 Work Plan revised 27 Nov 05		28 Nov 05	Dave Keller
2006 Final SWP May 2006		31 Jul 06	Bart Devine
EHSP revised Jul 06		31 Jul 06	Steve Neil

Have all submittals been approved? ☒ Yes ☐ No

If No, what items have not been submitted/ approved?

Are all submittals on hand? ☒ Yes ☐ No

If No, what items are missing?

Check approved submittals against delivered material. (This should be done as material arrives.)

Comments:

V. Resources (Personnel & Equipment)

Are adequate resources on hand to effectively conduct work? ☒ Yes ☐ No

If No, what action will be taken?

VI. Procedures (Project Manger should be involved in this stage of the inspection)

Review contract specifications. (List special requirements such as location accuracy, format for deliverables, etc.)

TETRA TECH EC, INC.

PREPARATORY PHASE INSPECTION REPORT

Project Name:	Beaumont Site 1	Project No:	88940001000000003	Report No:	06-002
UXO Team:		Location:	Beaumont, CA	Date:	13 AUG 06

Discuss procedure for accomplishing the work (Reference WP Section or SOP). IAW Final WP Section 5.3, 11.3.1 and SWP section 4.2 mag and dig operations will be performed in areas specified in SWP table 2-1.

Clarify any differences (revisions needed).

VII. Resolve Differences (What did you do to resolve outstanding issues/problems)

Comments:

VIII. Testing/ Surveillance

Identify Tests/ Surveillance to be performed, frequency, and by whom. Initial and follow up surveillance will be conducted by QC. QC criteria for mag and dig are found in Section 14.5.5 of Final Work Plan.

Where will the testing to take place (in the test bed, at a selected monument, etc.)?

Is the Testing/ Surveillance Plan Adequate? YES

IX. Safety

Review applicable portion of the Health and Safety Plan. EHSP reviewed by all personnel, no specific AHA listed in EHSP Appendix C

Has the Activity Hazard Analysis been approved? ☐ Yes ☐ No

X. Results of Inspection

☒ Acceptable ☐ Unacceptable NCR #:

Name: Anthony Ahmu | Signature: | Date:

QCM Comments

QCM Review

☐ Concur ☐ Non-Concur | Signature: | Date

XI. Distribution

☒ PM ☐ SITE MGR ☒ UXOQC ☒ SUXOS ☐ CLIENT REP

TETRA TECH EC, INC.

PREPARATORY PHASE INSPECTION REPORT

Project Name: Beaumont Site 1 Project No: 88940001000000003 Report No: 06-003

UXO Team: Location: Beaumont, CA Date: 13 AUG 06

I. Definable Feature of Work

☐ Project Management	☒ Geophysical Mapping	☐ Data Management	☐ Brush Clearing
☐ Intrusive Investigation	☐ UXO Avoidance	☐ Demolition	☐ Survey
☐ Surface Clearance	☐ Anomaly Reacquisition	☐ Transect Activity	☐ Scrap Processing
☐ GIS Management	☐ Mobilization/Demobilization	☐ Acceptance Sampling	☐ Other:

II. References (USACE DIDs, Corporate references, SOPs, etc.):

Beaumont Final WP, 2006 SWP, EHSP

III. Personnel Present (employees performing the work) Attach supplemental sheet if necessary

Name	Position	Company
Robert Stout	SUXOS	TTECI
Craig Pope	UXO Tech III – Team Leader	TTECI
Talin Massie	UXO II	TTECI
Charles Brewer	UXO I	TTECI
Slade Laneer	Geo Lead	TTECI

IV. Submittals Reviewed (Work Plan, EHSP, Permits, etc.)

Submittals Reviewed.	Item No.	Date	Approval Authority
2005 Work Plan revised 27 Nov 05		28 Nov 05	Dave Keller
2006 Final SWP May 2006		31 Jul 06	Bart Devine
EHSP revised Jul 06		31 Jul 06	Steve Neil

Have all submittals been approved?	☒ Yes	☐ No
If No, what items have not been submitted/ approved?		
Are all submittals on hand?	☒ Yes	☐ No
If No, what items are missing?		
Check approved submittals against delivered material. (This should be done as material arrives.)		
Comments:		

V. Resources (Personnel & Equipment)

Are adequate resources on hand to effectively conduct work?	☒ Yes	☐ No
If No, what action will be taken?		

VI. Procedures (Project Manger should be involved in this stage of the inspection)

Review contract specifications. (List special requirements such as location accuracy, format for deliverables, etc.)

TETRA TECH EC, INC.

PREPARATORY PHASE INSPECTION REPORT

Project Name:	Beaumont Site 1	Project No:	88940001000000003	Report No:	06-003
UXO Team:		Location:	Beaumont, CA	Date:	13 AUG 06

Discuss procedure for accomplishing the work (Reference WP Section or SOP). Geophysical mapping will be conducted IAW Final WP Section 10, Table 5-1, SWP Section 8, EHSP sections 1 and AHA table in Appendix C.

Clarify any differences (revisions needed).

VII. Resolve Differences (What did you do to resolve outstanding issues/problems)

Comments:

VIII. Testing/ Surveillance

Identify Tests/ Surveillance to be performed, frequency, and by whom. Initial and follow up inspections will be conducted by UXOQC.

Where will the testing to take place (in the test bed, at a selected monument, etc.)?

Is the Testing/ Surveillance Plan Adequate? YES

IX. Safety

Review applicable portion of the Health and Safety Plan. All personnel have reviewed sections 1 and 2 of the EHSP concerning geophysical mapping.

Has the Activity Hazard Analysis been approved? ☒ Yes ☐ No

X. Results of Inspection

☒ Acceptable ☐ Unacceptable		NCR #:
Name: Anthony AhMu	Signature:	Date: 21 AUG 06

QCM Comments

QCM Review

☐ Concur	☐ Non-Concur	Signature:	Date

XI. Distribution

☒ PM ☐ SITE MGR ☒ UXOQC ☒ SUXOS ☐ CLIENT REP

TETRA TECH EC, INC.

PREPARATORY PHASE INSPECTION REPORT

Project Name: Beaumont Site 1 Project No: 88940001000000003 Report No: 06-004

UXO Team: Location: Beaumont, CA Date: 13 AUG 06

I. Definable Feature of Work

☐ Project Management	☐ Geophysical Mapping	☐ Data Management	☐ Brush Clearing
☐ Intrusive Investigation	☐ UXO Avoidance	☐ Demolition	☐ Survey
☐ Surface Clearance	☒ Anomaly Reacquisition	☐ Transect Activity	☐ Scrap Processing
☐ GIS Management	☐ Mobilization/Demobilization	☐ Acceptance Sampling	☐ Other:

II. References (USACE DIDs, Corporate references, SOPs, etc.):

Beaumont Final Work Plan

III. Personnel Present (employees performing the work) Attach supplemental sheet if necessary

Name	Position	Company
Robert Stout	SUXOS	TTECI
Craig Pope	UXO Tech III – Team Leader	TTECI
Talin Massie	UXO II	TTECI
Charles Brewer	UXO I	TTECI
Slade Laneer	Geo Lead	TTECI

IV. Submittals Reviewed (Work Plan, EHSP, Permits, etc.)

Submittals Reviewed.	Item No.	Date	Approval Authority
2005 Work Plan revised 27 Nov 05		28 Nov 05	Dave Keller
2006 Final SWP May 2006		31 Jul 06	Bart Devine
EHSP revised Jul 06		31 Jul 06	Steve Neil

Have all submittals been approved? ☒ Yes ☐ No

If No, what items have not been submitted/ approved?

Are all submittals on hand? ☒ Yes ☐ No

If No, what items are missing?

Check approved submittals against delivered material. (This should be done as material arrives.)

Comments:

V. Resources (Personnel & Equipment)

Are adequate resources on hand to effectively conduct work? ☒ Yes ☐ No

If No, what action will be taken?

VI. Procedures (Project Manger should be involved in this stage of the inspection)

Review contract specifications. (List special requirements such as location accuracy, format for deliverables, etc.)

TETRA TECH EC, INC.

PREPARATORY PHASE INSPECTION REPORT

Project Name:	Beaumont Site 1	Project No:	88940001000000003	Report No:	06-004
UXO Team:		Location:	Beaumont, CA	Date:	13 AUG 06

Discuss procedure for accomplishing the work (Reference WP Section or SOP). Reacquisition operations will be completed IAW Final Work Plan Sections 10.10, 10.11, and 10.12.

Clarify any differences (revisions needed).

VII. Resolve Differences (What did you do to resolve outstanding issues/problems)

Comments:

VIII. Testing/ Surveillance

Identify Tests/ Surveillance to be performed, frequency, and by whom. Initial, and follow up surveillance will be completed by UXOQC using standards found in Final Work Plan Section 10.10.

Where will the testing to take place (in the test bed, at a selected monument, etc.)?

Is the Testing/ Surveillance Plan Adequate? YES

IX. Safety

Review applicable portion of the Health and Safety Plan. All personnel have reviewed and understand the EHSP.

No AHA for reacquisition is listed in the EHSP.

Has the Activity Hazard Analysis been approved? ☐ Yes ☐ No

X. Results of Inspection

☒ Acceptable ☐ Unacceptable		NCR #:
Name: Anthony AhMu	Signature: Anthony AhMu	Date: 21 AUG 06

QCM Comments

QCM Review

☐ Concur	☐ Non-Concur	Signature:	Date

XI. Distribution

☒ PM ☐ SITE MGR ☒ UXOQC ☒ SUXOS ☐ CLIENT REP

TETRA TECH EC, INC.

PREPARATORY PHASE INSPECTION REPORT

Project Name: Beaumont Site 1 Project No: 88940001000000003 Report No: 06-005

UXO Team: Location: Beaumont, CA Date: 13 AUG 06

I. Definable Feature of Work

☐ Project Management	☐ Geophysical Mapping	☐ Data Management	☐ Brush Clearing
☐ Intrusive Investigation	☐ UXO Avoidance	☐ Demolition	☐ Survey
☐ Surface Clearance	☐ Anomaly Reacquisition	☐ Transect Activity	☒ Scrap Processing
☐ GIS Management	☐ Mobilization/Demobilization	☐ Acceptance Sampling	☐ Other:

II. References (USACE DIDs, Corporate references, SOPs, etc.):

Final WP, 2006 SWP, EHSP, DEMIL SOP

III. Personnel Present (employees performing the work) Attach supplemental sheet if necessary

Name	Position	Company
Robert Stout	SUXOS	TTECI
Craig Pope	UXO Tech III – Team Leader	TTECI
Talin Massie	UXO II	TTECI
Charles Brewer	UXO I	TTECI

IV. Submittals Reviewed (Work Plan, EHSP, Permits, etc.)

Submittals Reviewed.	Item No.	Date	Approval Authority
2005 Work Plan revised 27 Nov 05		28 Nov 05	Dave Keller
2006 Final SWP May 2006		31 Jul 06	Bart Devine
EHSP revised Jul 06		31 Jul 06	Steve Neil

Have all submittals been approved? ☒ Yes ☐ No

If No, what items have not been submitted/ approved?

Are all submittals on hand? ☒ Yes ☐ No

If No, what items are missing?

Check approved submittals against delivered material. (This should be done as material arrives.)

Comments:

V. Resources (Personnel & Equipment)

Are adequate resources on hand to effectively conduct work? ☐ Yes ☒ No

If No, what action will be taken? Chop saw not on hand. Chop saw will be delivered at a later time when required.

VI. Procedures (Project Manger should be involved in this stage of the inspection)

Review contract specifications. (List special requirements such as location accuracy, format for deliverables, etc.)

TETRA TECH EC, INC.

PREPARATORY PHASE INSPECTION REPORT

Project Name:	Beaumont Site 1	Project No:	88940001000000003	Report No:	06-005
UXO Team:		Location:	Beaumont, CA	Date:	13 AUG 06

Discuss procedure for accomplishing the work (Reference WP Section or SOP). DEMIL operations will be conducted remotely IAW Final work plan sections 1.2.4, 16.4.5, Appendix F section 5.0, 2006 SWP section 9.2, and the DEMIL SOP.

Clarify any differences (revisions needed).

VII. Resolve Differences (What did you do to resolve outstanding issues/problems)

Comments:

VIII. Testing/ Surveillance

Identify Tests/ Surveillance to be performed, frequency, and by whom. Initial and follow up surveillance will be conducted by UXOQC

Where will the testing to take place (in the test bed, at a selected monument, etc.)?

Is the Testing/ Surveillance Plan Adequate? YES

IX. Safety

Review applicable portion of the Health and Safety Plan. EHSP has been read by all personnel. AHA for DEMIL (Cutting MEC scrap) operations are in the EHSP appendix C.

Has the Activity Hazard Analysis been approved? ☒ Yes ☐ No

X. Results of Inspection

☒ Acceptable ☐ Unacceptable		NCR #:
Name: Anthony AhMu	Signature:	Date:21 AUG 06

QCM Comments

QCM Review

☐ Concur	☐ Non-Concur	Signature:	Date

XI. Distribution

☒ PM ☐ SITE MGR ☒ UXOQC ☒ SUXOS ☐ CLIENT REP

TETRA TECH EC, INC.

PREPARATORY PHASE INSPECTION REPORT

Project Name: Beaumont Site 1 Project No: 88940001000000003 Report No: 06-006

UXO Team: Location: Beaumont, CA Date: 13 AUG 06

I. Definable Feature of Work

☐ Project Management	☐ Geophysical Mapping	☐ Data Management	☐ Brush Clearing
☒ Intrusive Investigation	☐ UXO Avoidance	☐ Demolition	☐ Survey
☐ Surface Clearance	☐ Anomaly Reacquisition	☐ Transect Activity	☐ Scrap Processing
☐ GIS Management	☐ Mobilization/Demobilization	☐ Acceptance Sampling	☐ Other:

II. References (USACE DIDs, Corporate references, SOPs, etc.):

Beaumont Final Work Plan, Final SWP 2006, AHA's listed in appendix C of EHSP.

III. Personnel Present (employees performing the work) Attach supplemental sheet if necessary

Name	Position	Company
Robert Stout	SUXOS	TTECI
Craig Pope	UXO Tech III – Team Leader	TTECI
Talin Massie	UXO II	TTECI
Charles Brewer	UXO I	TTECI
Slade Laneer	Geo Lead	TTECI

IV. Submittals Reviewed (Work Plan, EHSP, Permits, etc.)

Submittals Reviewed.	Item No.	Date	Approval Authority
2005 Work Plan revised 27 Nov 05		28 Nov 05	Dave Keller
2006 Final SWP May 2006		31 Jul 06	Bart Devine
EHSP revised Jul 06		31 Jul 06	Steve Neil

Have all submittals been approved? ☒ Yes ☐ No

If No, what items have not been submitted/ approved?

Are all submittals on hand? ☒ Yes ☐ No

If No, what items are missing?

Check approved submittals against delivered material. (This should be done as material arrives.)

Comments:

V. Resources (Personnel & Equipment)

Are adequate resources on hand to effectively conduct work? ☒ Yes ☐ No

If No, what action will be taken?

VI. Procedures (Project Manger should be involved in this stage of the inspection)

Review contract specifications. (List special requirements such as location accuracy, format for deliverables, etc.)

TETRA TECH EC, INC.

PREPARATORY PHASE INSPECTION REPORT

Project Name:	Beaumont Site 1	Project No:	88940001000000003	Report No:	06-006
UXO Team:		Location:	Beaumont, CA	Date:	13 AUG 06

Discuss procedure for accomplishing the work (Reference WP Section or SOP). Intrusive operations will be completed IAW Final Work Plan Sections 10.10, 10.11, and 10.12.

Clarify any differences (revisions needed).

VII. Resolve Differences (What did you do to resolve outstanding issues/problems)

Comments:

VIII. Testing/ Surveillance

Identify Tests/ Surveillance to be performed, frequency, and by whom. Initial, and follow up surveillance will be completed by UXOQC using standards found in Final Work Plan Section 10.

Where will the testing to take place (in the test bed, at a selected monument, etc.)?

Is the Testing/ Surveillance Plan Adequate? YES

IX. Safety

Review applicable portion of the Health and Safety Plan. All personnel have reviewed and understand the EHSP.

.

Has the Activity Hazard Analysis been approved? ☒ Yes ☐ No

X. Results of Inspection

☒ Acceptable ☐ Unacceptable NCR #:

Name: Anthony AhMu | Signature: Anthony AhMu | Date: 21 AUG 06

QCM Comments

QCM Review

☐ Concur ☐ Non-Concur | Signature: | Date

XI. Distribution

☒ PM ☐ SITE MGR ☒ UXOQC ☒ SUXOS ☐ CLIENT REP

TETRA TECH EC, INC.

PREPARATORY PHASE INSPECTION REPORT

Project Name: Beaumont Site 1 Project No: 85160003000000000 Report No: 07-001

UXO Team: Location: Beaumont, CA Date: 11 JAN 07

I. Definable Feature of Work

☐ Project Management	☐ Geophysical Mapping	☐ Data Management	☐ Brush Clearing
☐ Intrusive Investigation	☐ UXO Avoidance	☒ Demolition	☐ Survey
☐ Surface Clearance	☐ Anomaly Reacquisition	☐ Transect Activity	☐ Scrap Processing
☐ GIS Management	☐ Mobilization/Demobilization	☐ Acceptance Sampling	☐ Other:

II. References (USACE DIDs, Corporate references, SOPs, etc.):

Beaumont Final Work Plan, Final SWP 2007, AHA's listed in appendix C of EHSP, Site specific SOP for Demolition Operations.

III. Personnel Present (employees performing the work) Attach supplemental sheet if necessary

Name	Position	Company
Robert Stout	SUXOS	TTECI
Craig Pope	UXO Tech III – Team Leader	TTECI
Chuck Dumars	UXO Tech III – Team leader	TTECI
Sky Henning	UXO Tech II	TTECI
Jim Rossi	UXO Tech II	TTECI
Scott Eason	UXO Tech I	TTECI
Rod Ressell	UXO Tech I	TTECI

IV. Submittals Reviewed (Work Plan, EHSP, Permits, etc.)

Submittals Reviewed.	Item No.	Date	Approval Authority
2005 Work Plan revised 27 Nov 05		28 Nov 05	Dave Keller
Site Specific Demolition SOP		11 JAN 07	Bart Devine (email)
2007 Final SWP		NOV 06	Bart Devine
EHSP revised Jul 06		31 Jul 06	Steve Neil

Have all submittals been approved? ☒ Yes ☐ No

If No, what items have not been submitted/ approved? Site Specific Demolition SOP

Are all submittals on hand? ☒ Yes ☐ No

If No, what items are missing?

Check approved submittals against delivered material. (This should be done as material arrives.)

Comments: Site specific DEMO SOP was submitted via email. Confirmation of review, and approval have only come via email.

V. Resources (Personnel & Equipment)

Are adequate resources on hand to effectively conduct work? ☒ Yes ☐ No

If No, what action will be taken?

VI. Procedures (Project Manger should be involved in this stage of the inspection)

TETRA TECH EC, INC.

PREPARATORY PHASE INSPECTION REPORT

Project Name: Beaumont Site 1 Project No: 85160003000000000 Report No: 07-001

UXO Team: Location: Beaumont, CA Date: 11 JAN 07

Review contract specifications. (List special requirements such as location accuracy, format for deliverables, etc.)

Discuss procedure for accomplishing the work (Reference WP Section or SOP). Demolition operations will be accomplished IAW Demolition SOP, and specific AHA's.

Clarify any differences (revisions needed).

VII. Resolve Differences (What did you do to resolve outstanding issues/problems)

Comments: Problems and deficiencies were been listed by Riverside County Health Dept, and Sheriff's Dept. Required materials were purchased, and all requirements met. Proper permits are posted inside the office space.

VIII. Testing/ Surveillance

Identify Tests/ Surveillance to be performed, frequency, and by whom. Initial, and follow up surveillance will be completed by UXOQC using standards found in SWP 2007, and Demolition SOP. NO TESTING will be conducted. All Demo ops will be live.

Where will the testing to take place (in the test bed, at a selected monument, etc.)?

Is the Testing/ Surveillance Plan Adequate? YES

IX. Safety

Reviewed applicable portion of the Health and Safety Plan and demolition basic safeties in attachment 3. All personnel attended the training, and signed the sign in sheet.

Has the Activity Hazard Analysis been approved? ☒ Yes ☐ No

X. Results of Inspection

☒ Acceptable ☐ Unacceptable NCR #:

Name: Anthony AhMu Signature: Anthony AhMu Date: 11 JAN 07

QCM Comments

QCM Review

☐ Concur ☐ Non-Concur Signature: Date

XI. Distribution

☒ PM ☐ SITE MGR ☒ UXOQC ☒ SUXOS ☐ CLIENT REP

APPENDIX E

COMPLETED DIG SHEETS

Area/Grid	TargetID	Easting	Northing	Depth (in)	Target_type	Date	Description
A/1	01 - 001	6351127.41	2262725.08	3	Metal Waste	1/11/2007	wire
A/1	01 - 002	6351124.14	2262761.08	4	Metal Waste	1/11/2007	wire
A/1	01 - 003	6351143.12	2262795.12	4	Metal Waste	1/11/2007	wire
A/1	01 - 005qc	6351143.78	2262775.81	4	Metal Waste	1/11/2007	wire
A/1	01 - 006	6351169.96	2262789.23	1	Metal Waste	1/11/2007	aluminum can
A/1	01 - 008	6351195.81	2262755.52	2	Metal Waste	1/11/2007	bolt
A/1	01 - 010	6351183.38	2262727.70	2	Metal Waste	1/11/2007	nail
A/1	01 - 011	6351143.12	2262717.55	4	Metal Waste	1/11/2007	wire
A/1	01 - 012	6351214.14	2262809.19	0	Metal Waste	1/11/2007	wire
A/1	01 - 013	6351207.27	2262827.19	2	Metal Waste	1/11/2007	wire
A/1	01 - 017	6351246.54	2262717.55	3	Metal Waste	1/11/2007	nail
A/1	01 - 019	6351273.05	2262733.59		No find	1/11/2007	
A/1	01 - 022	6351310.36	2262712.97	0	Metal Waste	1/11/2007	wire
A/1	01 - 030qc	6351262.90	2262863.19	2	Metal Waste	1/11/2007	nail
A/1	01 - 031	6351309.70	2262897.88	0	Metal Waste	1/11/2007	nail

Area/Grid	TargetID	Easting	Northing	Depth (in)	Target_type	Date	Description
A/2	02 - 002	6351319.59	2262727.21	0	Metal Waste	1/11/07	Wire
A/2	02 - 003	6351320.38	2262724.57	4	Metal Waste	1/11/07	Wire
A/2	02 - 004	6351337.52	2262722.20	3	Metal Waste	1/11/07	Cotter Pin
A/2	02 - 005	6351324.60	2262764.39	0	Metal Waste	1/11/07	Wire
A/2	02 - 006qc	6351399.22	2262720.89	4	Metal Waste	1/11/07	Nail
A/2	02 - 008	6351413.98	2262736.44	0	Metal Waster	1/11/07	Wire
A/2	02 - 009	6351421.37	2262739.34	2	Metal Waste	1/11/07	small piece of rotating band
A/2	02 - 010	6351423.74	2262742.51	2	Metal Waste	1/11/07	Wire
A/2	02 - 012	6351373.38	2262757.54	6	Metal Waste	1/11/07	Nail
A/2	02 - 013qc	6351359.40	2262762.81		No Find	1/11/07	no find
A/2	02 - 015	6351373.38	2262783.90	2	Metal Waste	1/11/07	Nail
A/2	02 - 016	6351418.99	2262784.43	0	Metal Waste	1/11/07	Wire
A/2	02 - 017	6351414.78	2262792.61	11	QA item	1/11/07	QA-001A
A/2	02 - 018	6351446.42	2262779.16	0	Metal Waste	1/11/07	Wire
A/2	02 - 019	6351448.26	2262796.03	2	Metal Waste	1/11/07	Wire
A/2	02 - 020	6351444.83	2262795.77	0	Metal Waste	1/11/07	Wire
A/2	02 - 021	6351449.05	2262806.05	1	Metal Waste	1/11/07	Wire
A/2	02 - 022	6351437.71	2262809.74	2	Metal Waste	1/11/07	Wire
A/2	02 - 023qc	6351447.47	2262818.97	0	Metal Waste	1/11/07	Wire
A/2	02 - 024	6351445.36	2262826.62	2	Metal Waste	1/11/07	Nut
A/2	02 - 025	6351441.14	2262831.63	2	Metal Waste	1/11/07	Nut
A/2	02 - 030	6351395.53	2262852.46	9	Metal Waste	1/11/07	Bolt
A/2	02 - 031	6351386.04	2262825.56	1	Metal Waste	1/11/07	Wire
A/2	02 - 032	6351375.75	2262830.05	3	Metal Waste	1/11/07	Wire
A/2	02 - 033	6351374.70	2262840.59	3	Metal Waste	1/11/07	Bolt
A/2	02 - 036	6351321.17	2262806.84	0	Metal Waste	1/11/07	Wire
A/2	02 - 040	6351340.42	2262885.15	0	Metal Waste	1/11/07	Wire
A/2	02 - 041	6351349.91	2262894.38	0	Metal Waste	1/11/07	Wire
A/2	02 - 044	6351494.93	2262893.86	3	Metal Waste	1/11/07	Wire
A/2	02 - 045	6351490.45	2262889.11	1	Metal Waste	1/11/07	Wire
A/2	02 - 046	6351468.30	2262887.26	0	Metal Waste	1/11/07	Wire
A/2	02 - 050	6351465.93	2262834.79	6	Metal Waste	1/11/07	Washer
A/2	02 - 051	6351453.54	2262832.16	6	Metal Waste	1/11/07	Bolt
A/2	02 - 052	6351459.07	2262831.89		No Find	1/11/07	no find
A/2	02 - 054	6351460.13	2262813.70	3	Metal Waste	1/11/07	Washer
A/2	02 - 058	6351513.65	2262827.67	0	Metal Waste	1/11/07	Wire
A/2	02 - 059	6351516.03	2262814.49	0	Metal Waste	1/11/07	Wire
A/2	02 - 060	6351457.76	2262798.93	2	Metal Waste	1/11/07	Wire
A/2	02 - 061	6351462.76	2262796.30	0	Metal Waste	1/11/07	Wire
A/2	02 - 062	6351479.64	2262794.19	1	Metal Waste	1/11/07	Wire
A/2	02 - 063	6351458.28	2262788.65	4	Metal Waste	1/11/07	Wire
A/2	02 - 065	6351468.30	2262754.11	1	Metal Waste	1/11/07	Chisel

Area/Grid	TargetID	Easting	Northing	Depth (in)	Target_type	Date	Description
A/3	03 - 004	6351577.08	2262732.28	6	QC Item	1/12/07	QC-001
A/3	03 - 005qc	6351573.94	2262733.13		No Find	1/12/07	Nothing found
A/3	03 - 006	6351534.49	2262752.86	0	Metal Waste	1/12/07	Wire
A/3	03 - 007	6351586.80	2262776.58	3	Metal Waste	1/12/07	Nail
A/3	03 - 008	6351600.52	2262805.45	0	Metal Waste	1/12/07	Wire
A/3	03 - 009	6351612.24	2262816.03	8	Metal Waste	1/12/07	Wire
A/3	03 - 010	6351596.81	2262818.03	1	Metal Waste	1/12/07	Bolt
A/3	03 - 011	6351606.24	2262838.04	2	Metal Waste	1/12/07	Nail
A/3	03 - 012	6351583.37	2262846.90	0	Metal Waste	1/12/07	Wire
A/3	03 - 014	6351570.80	2262820.03	0	Metal Waste	1/12/07	Wire
A/3	03 - 015	6351559.36	2262817.46	8	Metal Waste	1/12/07	Spike
A/3	03 - 016qc	6351553.36	2262817.17		No Find	1/12/07	Nothing found
A/3	03 - 019	6351520.77	2262803.73	8	Metal Waste	1/12/07	Sheet Metal
A/3	03 - 020	6351522.77	2262853.19	0	Metal Waste	1/12/07	Wire
A/3	03 - 022	6351566.51	2262890.92	0	Metal Waste	1/12/07	Wire
A/3	03 - 023	6351615.96	2262870.05	0	Metal Waste	1/12/07	Wire
A/3	03 - 024qc	6351636.25	2262870.91	2	Metal Waste	1/12/07	Nail
A/3	03 - 037	6351697.99	2262863.19	1	Metal Waste	1/12/07	Wire
A/3	03 - 038	6351712.29	2262847.75	0	Metal Waste	1/12/07	Wire
A/3	03 - 039	6351720.00	2262846.04	3	Metal Waste	1/12/07	Wire
A/3	03 - 042	6351677.41	2262833.75	1	Metal Waste	1/12/07	Nail
A/3	03 - 043	6351699.71	2262812.31	1	MC	1/12/07	Aluminum Base Plug
A/3	03 - 047	6351686.28	2262800.30	3	Metal Waste	1/12/07	Nail
A/3	03 - 048	6351682.56	2262801.73	2	MC	1/12/07	Aluminum Base Fuze
A/3	03 - 049	6351653.40	2262814.88	2	Metal Waste	1/12/07	Nail
A/3	03 - 050	6351633.68	2262805.74	1	Metal Waste	1/12/07	Wire
A/3	03 - 051	6351657.69	2262771.44	2	Metal Waste	1/12/07	Wire
A/3	03 - 052	6351688.85	2262778.01	2	Metal Waste	1/12/07	Wire
A/3	03 - 054	6351704.28	2262722.84	1	Metal Waste	1/12/07	Nail
A/3	03 - 055	6351705.71	2262725.13	0	Metal Waste	1/12/07	Wire
A/3	03 - 056	6351696.85	2262723.70	3	Metal Waste	1/12/07	Wire

Area/Grid	TargetID	Easting	Northing	Depth (in)	Target_type	Date	Description
A/4	04 - 001	6351722.00	2262695.98	1	Metal Waste	1/12/07	Washer
A/4	04 - 003	6351727.19	2262698.29	2	Metal Waste	1/12/07	Wire
A/4	04 - 004	6351739.59	2262696.85	1	Metal Waste	1/12/07	Wire
A/4	04 - 006	6351789.77	2262716.46	0	Metal Waste	1/12/07	Spacer
A/4	04 - 007	6351747.09	2262722.80	12	Metal Waste	1/12/07	Metal
A/4	04 - 010qc	6351737.00	2262754.81	0	Metal Waste	1/12/07	Bolt
A/4	04 - 011	6351721.71	2262750.20	0	Metal Waste	1/12/07	Nail
A/4	04 - 013	6351839.37	2262753.08	0	Metal Waste	1/12/07	Horse Shoe
A/4	04 - 014	6351848.89	2262769.52	0	Metal Waste	1/12/07	Wire
A/4	04 - 015	6351853.79	2262786.82	0	Metal Waste	1/12/07	Wire
A/4	04 - 016	6351848.31	2262805.86	0	Metal Waste	1/12/07	Wire
A/4	04 - 017	6351853.22	2262814.80	0	Metal Waste	1/12/07	Wire
A/4	04 - 020qc	6351794.10	2262804.13	1	Metal Waste	1/12/07	Nail
A/4	04 - 024	6351763.24	2262794.61	1	Metal Waste	1/12/07	Wire
A/4	04 - 025	6351746.80	2262798.65	0	Metal Waste	1/12/07	Wire
A/4	04 - 030qc	6351778.23	2262824.03	1	Metal Waste	1/12/07	Nail
A/4	04 - 031	6351743.63	2262832.97	1	Metal Waste	1/12/07	Paint Can Lid
A/4	04 - 032	6351777.66	2262840.46	3	Metal Waste	1/12/07	Wire
A/4	04 - 033	6351830.43	2262835.56	6	MC	1/12/07	Frag and horse shoe
A/4	04 - 038	6351874.27	2262887.76	1	Metal Waste	1/12/07	Wire
A/4	04 - 039	6351883.21	2262885.16	1	Metal Waste	1/12/07	Shot Gun Shell
A/4	04 - 040	6351908.59	2262886.89	0	Metal Waste	1/12/07	Nail
A/4	04 - 042	6351910.03	2262874.21	0	Metal Waste	1/12/07	Wire
A/4	04 - 043	6351918.39	2262850.56	0	Metal Waste	1/12/07	Wire
A/4	04 - 044	6351919.83	2262845.08	0	Metal Waste	1/12/07	Wire
A/4	04 - 045	6351914.35	2262834.70	2	Metal Waste	1/12/07	Wire
A/4	04 - 046	6351906.57	2262829.22	0	Metal Waste	1/12/07	Wire
A/4	04 - 047	6351885.23	2262829.51	0	Metal Waste	1/12/07	Wire
A/4	04 - 048	6351876.58	2262832.97	2	Metal Waste	1/12/07	Wire
A/4	04 - 049	6351872.25	2262855.17	0	Metal Waste	1/12/07	Wire
A/4	04 - 050	6351859.56	2262841.04	1	Metal Waste	1/12/07	Wire
A/4	04 - 051	6351854.08	2262841.91	2	Metal Waste	1/12/07	Wire
A/4	04 - 053	6351870.23	2262815.95	0	Metal Waste	1/12/07	Wire
A/4	04 - 054	6351865.04	2262807.30	0	Metal Waste	1/12/07	Wire
A/4	04 - 055	6351868.79	2262784.52	0	Metal Waste	1/12/07	Wire
A/4	04 - 056	6351889.84	2262789.42	0	Metal Waste	1/12/07	Wire
A/4	04 - 058	6351907.15	2262784.80	0	Metal Waste	1/12/07	Wire
A/4	04 - 60qc	6351912.34	2262771.83	2	Metal Waste	1/12/07	Nail
A/4	04 - 067	6351877.15	2262750.20	0	Metal Waste	1/12/07	Wire
A/4	04 - 072	6351906.28	2262714.44	0	Metal Waste	1/12/07	Wire

Area/Grid	TargetID	Easting	Northing	Depth (in)	Target_type	Date	Description
A/5	05 - 002	6351951.59	2262691.23	0	Metal Waste	1/15/07	Wire
A/5	05 - 003	6351996.96	2262710.45	3	Metal Waste	1/15/07	Wire
A/5	05 - 007	6352015.51	2262749.20	0	Metal Waste	1/15/07	Wire
A/5	05 - 8qc	6352020.48	2262750.52	2	Metal Waste	1/15/07	Wire
A/5	05 - 009	6352059.89	2262703.16	1	Metal Waste	1/15/07	Wire
A/5	05 - 010	6352073.47	2262688.59	0	Metal Waste	1/15/07	Wire
A/5	05 - 011	6352045.98	2262762.77	2	Metal Waste	1/15/07	Wire
A/5	05 - 012	6352044.66	2262776.02	2	Metal Waste	1/15/07	Pipe
A/5	05 - 013	6352041.67	2262785.30	0	Metal Waste	1/15/07	Wire
A/5	05 - 014	6352053.93	2262791.92	0	Metal Waste	1/15/07	Wire
A/5	05 - 015	6352052.60	2262795.23	1	Metal Waste	1/15/07	Wire
A/5	05 - 016	6352047.97	2262801.86	1	Metal Waste	1/15/07	Wire
A/5	05 - 018	6351954.90	2262790.93	0	Metal Waste	1/15/07	Wire
A/5	05 - 019	6351925.09	2262793.58	6	Metal Waste	1/15/07	Wire
A/5	05 - 021	6351962.18	2262813.45	1	Metal Waste	1/15/07	Wire
A/5	05 - 022	6351955.23	2262816.76	2	Metal Waste	1/15/07	Wire
A/5	05 - 25qc	6351965.83	2262848.89	1	MC	1/15/07	Frag
A/5	05 - 026	6351956.22	2262853.20	0	Metal Waste	1/15/07	Wire
A/5	05 - 027	6351930.06	2262864.79	0	Metal Waste	1/15/07	Wire
A/5	05 - 028	6351941.32	2262871.08	0	Metal Waste	1/15/07	Wire
A/5	05 - 029	6351939.33	2262882.67	0	Metal Waste	1/15/07	Wire
A/5	05 - 031	6351969.80	2262883.00	0	Metal Waste	1/15/07	Wire
A/5	05 - 032	6351971.46	2262880.68	2	Metal Waste	1/15/07	Wire
A/5	05 - 033	6351966.82	2262873.40	0	Metal Waste	1/15/07	Wire
A/5	05 - 034	6351976.76	2262870.91	0	Metal Waste	1/15/07	Wire
A/5	05 - 035	6351998.95	2262867.60	2	Metal Waste	1/15/07	Wire
A/5	05 - 038	6351997.95	2262859.32	0	Metal Waste	1/15/07	Wire
A/5	05 - 039	6351987.36	2262845.74	3	Metal Waste	1/15/07	Wire
A/5	05 - 040	6351988.68	2262840.44	4	Metal Waste	1/15/07	Wire
A/5	05 - 43qc	6352024.78	2262841.93		No Find	1/15/07	no find
A/5	05 - 044	6352034.06	2262831.66	0	Metal Waste	1/15/07	Wire
A/5	05 - 048	6352029.75	2262882.34	1	Metal Waste	1/15/07	Wire
A/5	05 - 049	6352096.32	2262856.51	0	Metal Waste	1/15/07	Wire

Area/Grid	TargetID	Easting	Northing	Depth (in)	Target_type	Date	Description
A6	06 rev a - 001	6351975.38	2262887.04	0	Metal Waste	2/28/07	spike
A6	06 rev a - 002	6351969.27	2262897.30	2	Metal Waste	2/28/07	nail
A6	06 rev a - 004	6351991.51	2262892.66	6	No Find	2/28/07	
A6	06 rev a - 005	6351993.46	2262900.72	0	Metal Waste	2/28/07	wire
A6	06 rev a - 008	6352008.85	2262899.01	5	No Find	2/28/07	
A6	06 rev a - 009	6352000.55	2262889.48	0	Metal Waste	2/28/07	wire
A6	06 rev a - 010	6352026.69	2262901.21	0	Metal Waste	2/28/07	wire
A6	06 rev a - 011	6352036.95	2262888.26	0	Metal Waste	2/28/07	wire
A6	06 rev a - 013	6352046.48	2262907.80	0	Metal Waste	2/28/07	spike
A6	06 rev a - 021	6352098.27	2262928.82	5	Metal Waste	2/28/07	wire
A6	06 rev a - 022	6352089.48	2262934.43	7	Metal Waste	2/28/07	wire
A6	06 rev a - 023	6352079.22	2262934.19	0	Metal Waste	2/28/07	wire
A6	06 rev a - 024	6352055.52	2262923.68	0	Metal Waste	2/28/07	wire
A6	06 rev a - 025	6352059.43	2262935.41	3	Metal Waste	2/28/07	wire
A6	06 rev a - 026	6352074.82	2262943.72	0	Metal Waste	2/28/07	wire
A6	06 rev a - 027	6352070.42	2262944.45	0	Metal Waste	2/28/07	wire
A6	06 rev a - 028	6352121.97	2262947.63	0	Metal Waste	2/28/07	wire
A6	06 rev a - 029	6352109.76	2262950.80	0	Metal Waste	2/28/07	wire
A6	06 rev a - 030	6352094.37	2262952.76	5	Metal Waste	2/28/07	wire
A6	06 rev a - 031	6352081.66	2262957.16	6	Metal Waste	2/28/07	wire
A6	06 rev a - 032	6352078.00	2262955.20	4	Metal Waste	2/28/07	wire (multiple, not clear)
A6	06 rev a - 033	6352074.82	2262964.73	4	Metal Waste	2/28/07	wire
A6	06 rev a - 034	6352072.62	2262962.04	0	Metal Waste	2/28/07	wire
A6	06 rev a - 035	6352069.45	2262963.27	0	Metal Waste	2/28/07	wire
A6	06 rev a - 036	6352063.58	2262952.03	0	Metal Waste	2/28/07	wire
A6	06 rev a - 037	6352045.50	2262936.39	8	No Find	2/28/07	
A6	06 rev a - 038	6352044.52	2262957.64	2	Metal Waste	2/28/07	wire
A6	06 rev a - 040	6352034.51	2262939.08	0	Metal Waste	2/28/07	wire
A6	06 rev a - 042	6352028.89	2262924.91	4	No Find	2/28/07	
A6	06 rev a - 043	6352025.22	2262926.86	4	No Find	2/28/07	
A6	06 rev a - 045	6352024.24	2262933.21	5	Metal Waste	2/28/07	scrap
A6	06 rev a - 048	6352010.81	2262939.08	4	No Find	2/28/07	
A6	06 rev a - 049	6352012.03	2262927.35	0	Metal Waste	2/28/07	wire
A6	06 rev a - 050	6352010.32	2262913.91	0	Metal Waste	2/28/07	wire
A6	06 rev a - 051	6352005.43	2262918.31	3	No Find	2/28/07	
A6	06 rev a - 052	6352002.50	2262926.62	0	Metal Waste	2/28/07	wire
A6	06 rev a - 053	6351997.61	2262926.13	0	Metal Waste	2/28/07	wire (multiple, not clear)
A6	06 rev a - 055	6351994.68	2262953.98	7	Metal Waste	2/28/07	wrench
A6	06 rev a - 058	6351955.35	2262920.51	0	Metal Waste	2/28/07	wire
A6	06 rev a - 059	6351953.88	2262915.13	1	Metal Waste	2/28/07	wire
A6	06 rev a - 060	6351949.24	2262915.62	0	Metal Waste	2/28/07	wire

Area/Grid	TargetID	Easting	Northing	Depth (in)	Target_type	Date	Description
A6	06 rev a - 061	6351969.27	2262907.56	0	Metal Waste	2/28/07	wire
A6	06 rev a - 063	6351937.02	2262929.55	3	Metal Waste	2/28/07	wire
A6	06 rev a - 064	6351940.93	2262934.92	0	Metal Waste	2/28/07	wire
A6	06 rev a - 065	6351934.82	2262950.56	1	Metal Waste	2/28/07	wire
A6	06 rev a - 096	6352019.60	2262954.23	0	Metal Waste	2/28/07	wire
A6	06 rev a - 097	6352022.78	2262957.16	0	Metal Waste	2/28/07	wire
A6	06 rev a - 098	6352015.69	2262958.38	0	Metal Waste	2/28/07	wire
A6	06 rev a - 106	6352010.56	2262984.03	0	Metal Waste	2/28/07	wire
A6	06 rev a - 112	6352027.42	2262982.57	2	Metal Waste	2/28/07	scrap
A6	06 rev a - 113	6352029.62	2262991.85	0	Metal Waste	2/28/07	wire
A6	06 rev a - 114	6352025.71	2263003.82	1	Metal Waste	2/28/07	wire
A6	06 rev a - 115	6352039.88	2262996.74	0	Metal Waste	2/28/07	wire
A6	06 rev a - 116	6352040.37	2262992.09	2	Metal Waste	2/28/07	wire
A6	06 rev a - 117	6352045.99	2262991.12	1	Metal Waste	2/28/07	ball bearing
A6	06 rev a - 119	6352040.61	2262978.17	0	Metal Waste	2/28/07	wire
A6	06 rev a - 120	6352049.17	2262976.21	8	Metal Waste	2/28/07	scrap
A6	06 rev a - 121	6352053.32	2262967.42	0	Metal Waste	2/28/07	wire
A6	06 rev a - 124qc	6352070.91	2262973.77	3	Metal Waste	2/28/07	wire
A6	06 rev a - 131	6352060.16	2262993.07	0	Metal Waste	2/28/07	wire
A6	06 rev a - 133	6352080.68	2262978.66	7	Metal Waste	2/28/07	wire (multiple, not clear)
A6	06 rev a - 134	6352082.64	2262983.79	7	Metal Waste	2/28/07	wire (multiple, not clear)
A6	06 rev a - 135	6352086.55	2262979.63	2	Metal Waste	2/28/07	wire
A6	06 rev a - 136	6352089.72	2262978.41	7	Metal Waste	2/28/07	wire
A6	06 rev a - 137	6352093.39	2262974.26	6	Metal Waste	2/28/07	wire (multiple, not clear)
A6	06 rev a - 138	6352103.16	2262974.50	0	Metal Waste	2/28/07	wire
A6	06 rev a - 139	6352109.76	2262979.14	3	MC	2/28/07	30mm frag
A6	06 rev a - 141	6352090.21	2262989.89	0	Metal Waste	2/28/07	wire
A6	06 rev a - 142	6352093.88	2262990.87	2	Metal Waste	2/28/07	wire (multiple, not clear)
A6	06 rev a - 143	6352100.72	2262990.87	1	Metal Waste	2/28/07	wire
A6	06 rev a - 144	6352104.38	2262994.29	2	Metal Waste	2/28/07	wire
A6	06 rev a - 145	6352098.03	2262996.74	3	Metal Waste	2/28/07	wire
A6	06 rev a - 146	6352098.76	2263001.87	0	Metal Waste	2/28/07	wire
A6	06 rev a - 149	6352087.04	2262996.25	4	Metal Waste	2/28/07	wire (multiple, not clear)
A6	06 rev a - 150	6352081.42	2262992.34	5	Metal Waste	2/28/07	wire (multiple, not clear)
A6	06 rev a - 151	6352071.16	2262993.07	1	Metal Waste	2/28/07	wire
A6	06 rev a - 152	6352068.71	2262993.80	3	Metal Waste	2/28/07	wire
A6	06 rev a - 155qc	6352035.73	2262983.54	1	Metal Waste	2/28/07	wire
A6	06 rev a - 159qc	6352082.64	2262967.66	0	Metal Waste	2/28/07	wire
A6	06 rev a - 163qc	6352094.12	2262999.91	0	No Find	2/28/07	
A6	06 rev a - 170	6352051.98	2263009.93	0	Metal Waste	2/28/07	wire
A6	06 rev a - 171	6352068.83	2263007.00	0	Metal Waste	2/28/07	wire

Area/Grid	TargetID	Easting	Northing	Depth (in)	Target_type	Date	Description
A6	06 rev a - 173	6352092.78	2263009.20	4	Metal Waste	2/28/07	wire (multiple, not clear)
A6	06 rev a - 175	6352104.50	2263014.57	3	Metal Waste	2/28/07	wire
A6	06 rev a - 176	6352125.03	2263022.14	0	Metal Waste	2/28/07	wire
A6	06 rev a - 177	6352127.72	2263029.48	0	No Find	2/28/07	
A6	06 rev a - 180	6352107.19	2263025.32	0	No Find	2/28/07	
A6	06 rev a - 182	6352091.31	2263020.93	4	Metal Waste	2/28/07	wire
A6	06 rev a - 183	6352082.27	2263024.59	0	Metal Waste	2/28/07	wire
A6	06 rev a - 184	6352076.41	2263023.37	2	Metal Waste	2/28/07	wire
A6	06 rev a - 186	6352047.33	2263016.28	3	Metal Waste	2/28/07	wire
A6	06 rev a - 188	6352044.40	2263024.34	2	Metal Waste	2/28/07	wire
A6	06 rev a - 189	6352033.16	2263026.54	2	Metal Waste	2/28/07	wire
A6	06 rev a - 191	6352025.59	2263050.00	0	Metal Waste	2/28/07	wire
A6	06 rev a - 192	6352026.57	2263046.82	0	Metal Waste	2/28/07	wire
A6	06 rev a - 194	6352040.98	2263060.99	5	No Find	2/28/07	
A6	06 rev a - 196	6352046.36	2263049.02	1	Metal Waste	2/28/07	wire
A6	06 rev a - 197	6352034.87	2263023.12	3	Metal Waste	2/28/07	wire
A6	06 rev a - 198	6352049.78	2263057.57	2	Metal Waste	2/28/07	wire
A6	06 rev a - 199	6352053.44	2263055.62	0	Metal Waste	2/28/07	wire
A6	06 rev a - 200	6352056.37	2263054.89	0	Metal Waste	2/28/07	wire
A6	06 rev a - 201	6352059.06	2263055.86	0	Metal Waste	2/28/07	wire
A6	06 rev a - 202	6352054.18	2263046.58	0	Metal Waste	2/28/07	wire
A6	06 rev a - 203	6352061.02	2263047.31	0	Metal Waste	2/28/07	wire
A6	06 rev a - 204	6352066.64	2263051.95	0	No Find	2/28/07	
A6	06 rev a - 205	6352070.06	2263047.07	2	Metal Waste	2/28/07	bolt
A6	06 rev a - 208	6352074.45	2263052.93	2	Metal Waste	2/28/07	wire
A6	06 rev a - 209	6352079.58	2263051.22	2	Metal Waste	2/28/07	wire
A6	06 rev a - 210	6352083.49	2263047.31	1	Metal Waste	2/28/07	wire
A6	06 rev a - 211	6352088.87	2263050.98	0	Metal Waste	2/28/07	wire
A6	06 rev a - 213	6352095.22	2263039.49	2	Metal Waste	2/28/07	wire
A6	06 rev a - 214	6352081.29	2263038.03	0	Metal Waste	2/28/07	wire
A6	06 rev a - 215	6352074.45	2263040.71	3	Metal Waste	2/28/07	wire
A6	06 rev a - 217	6352074.45	2263030.70	0	Metal Waste	2/28/07	wire
A6	06 rev a - 220	6352094.98	2263032.16	0	Metal Waste	2/28/07	wire
A6	06 rev a - 225	6352105.97	2263047.55	12	Metal Waste	3/1/07	wire (multiple, not clear)
A6	06 rev a - 226	6352097.91	2263050.49	12	Metal Waste	3/1/07	wire (multiple, not clear)
A6	06 rev a - 227	6352092.78	2263051.95	12	Metal Waste	3/1/07	wire (multiple, not clear)
A6	06 rev a - 229	6352085.94	2263016.28	2	Metal Waste	2/28/07	wire
A6	06 rev a - 232qc	6352084.23	2263030.45	0	Metal Waste	2/28/07	wire
A6	06 rev a - 236qc	6352070.54	2263035.59	3	Metal Waste	2/28/07	wire
A6	06 rev a - 240qc	6352050.02	2263028.74	0	Metal Waste	2/28/07	wire
A6	06 rev a - 253	6352048.80	2263051.22	2	Metal Waste	2/28/07	wire

Area/Grid	TargetID	Easting	Northing	Depth (in)	Target_type	Date	Description
A6	06 rev a - 257	6352124.05	2263057.33	12	Metal Waste	3/1/07	wire (multiple, not clear)
A6	06 rev a - 258	6352117.94	2263053.91	12	Metal Waste	3/1/07	wire (multiple, not clear)
A6	06 rev a - 259	6352102.55	2263052.69	12	Metal Waste	3/1/07	wire (multiple, not clear)
A6	06 rev a - 260	6352083.98	2263055.62	12	Metal Waste	3/1/07	wire (multiple, not clear)
A6	06 rev a - 261	6352074.70	2263071.99	0	Metal Waste	2/28/07	wire
A6	06 rev a - 262	6352058.57	2263065.39	0	Metal Waste	2/28/07	wire
A6	06 rev a - 263	6352085.45	2263079.07	12	Metal Waste	3/1/07	wire (multiple, not clear)
A6	06 rev a - 265	6352082.52	2263066.61	12	Metal Waste	3/1/07	wire (multiple, not clear)
A6	06 rev a - 266qc	6352114.03	2263049.02	12	Metal Waste	3/1/07	wire (multiple, not clear)
A6	06 rev a - 271qc	6352126.74	2263062.70	12	Metal Waste	3/1/07	wire (multiple, not clear)
A6	06 rev a - 274	6352087.40	2263047.55	1	Metal Waste	2/28/07	wire
A6	06 rev a - 275	6351994.80	2263078.10	3	Metal Waste	2/28/07	wire
A6	06 rev a - 277	6351973.30	2263085.43	0	Metal Waste	2/28/07	wire
A6	06 rev a - 278	6351969.40	2263079.32	0	No Find	2/28/07	
A6	06 rev a - 281	6351952.05	2263081.27	3	Metal Waste	2/28/07	wire
A6	06 rev a - 282	6351950.58	2263068.57	3	Metal Waste	2/28/07	wire
A6	06 rev a - 283	6351973.30	2263033.63	0	Metal Waste	2/28/07	wire
A6	06 rev a - 286qc	6351994.32	2263030.21	5	Metal Waste	2/28/07	wire
A6	06 rev a - 295qc	6351986.25	2263084.20	5	Metal Waste	2/28/07	wire

Area/Grid	TargetID	Easting	Northing	Depth (in)	Target_type	Date	Description
A/7	07 - 001	6351728.87	2262916.3	6	Metal Waste	1/16/07	Buckle
A/7	07 - 002	6351731.93	2262986.18	4	Metal Waste	1/16/07	Bolt
A/7	07 - 003	6351765.34	2262971.52	3	Metal Waste	1/16/07	Wire
A/7	07 - 004	6351751.7	2263007.31	2	Metal Waste	1/16/07	Wire
A/7	07 - 005	6351745.91	2263013.11	0	Metal Waste	1/16/07	Wire
A/7	07 - 006	6351759.54	2263011.74	1	Metal Waste	1/16/07	Wire
A/7	07 - 008	6351806.58	2262987.88	8	Metal Waste	1/16/07	Wire
A/7	07 - 009qc	6351814.76	2262967.09		No Find	1/16/07	no find
A/7	07 - 018	6351865.13	2262966.18	2	Metal Waste	1/16/07	Wire
A/7	07 - 019	6351875.14	2262935.84	2	Metal Waste	1/16/07	Scrap
A/7	07 - 021	6351883.27	2262935.21	0	Metal Waste	1/16/07	Shotgun Shell
A/7	07 - 025	6351921.74	2262927.39	0	Metal Waste	1/16/07	Wire
A/7	07 - 026	6351907.36	2262939.28	0	Metal Waste	1/16/07	Wire
A/7	07 - 027	6351923	2262993.08	0	Metal Waste	1/16/07	Wire
A/7	07 - 028	6351912.05	2262988.7	1	Metal Waste	1/16/07	Wire
A/7	07 - 030	6351878.89	2263000.27	11	Metal Waste	1/16/07	Horse Shoe
A/7	07 - 032	6351883.59	2263006.22	6	Metal Waste	1/16/07	Wire
A/7	07 - 033	6351880.46	2263012.47	3	Metal Waste	1/16/07	Wire
A/7	07 - 034	6351893.91	2263035.62	2	Metal Waste	1/16/07	Alum Can
A/7	07 - 035	6351890.47	2263043.13	3	Metal Waste	1/16/07	Wire
A/7	07 - 036	6351880.77	2263050.95	0	Metal Waste	1/16/07	Wire
A/7	07 - 037	6351877.33	2263052.51	3	Metal Waste	1/16/07	Wire
A/7	07 - 038	6351865.44	2263051.57	0	Metal Waste	1/16/07	wire
A/7	07 - 039	6351856.06	2263045.32	0	Metal Waste	1/16/07	wire
A/7	07 - 040	6351851.99	2263014.35	0	Metal Waste	1/16/07	wire
A/7	07 - 041	6351821.03	2263015.29	0	Metal Waste	1/16/07	wire
A/7	07 - 042	6351831.04	2263041.88	0	Metal Waste	1/16/07	wire
A/7	07 - 043	6351815.71	2263047.19	4	Metal Waste	1/16/07	wire
A/7	07 - 044	6351820.72	2263058.14	2	Metal Waste	1/16/07	wire
A/7	07 - 045	6351830.1	2263065.96	0	Metal Waste	1/16/07	wire
A/7	07 - 046	6351803.83	2263049.7	4	Metal Waste	1/16/07	nail
A/7	07 - 047	6351797.88	2263051.88	0	Metal Waste	1/16/07	wire
A/7	07 - 048qc	6351814.76	2262967.09	1	Metal Waste	1/16/07	wire
A/7	07 - 057	6351808.83	2263049.7	6	Metal Waste	1/16/07	scrap
A/7	07 - 060	6351916.74	2263080.97	0	Metal Waste	1/16/07	wire
A/7	07 - 062	6351881.71	2263084.41	0	Metal Waste	1/16/07	wire
A/7	07 - 063	6351835.73	2263085.35	0	Metal Waste	1/16/07	wire
A/7	07 - 064	6351798.2	2263082.85	0	Metal Waste	1/16/07	wire
A/7	07 - 068	6351768.48	2263062.83	2	Metal Waste	1/16/07	chain
A/7	07 - 069	6351755.66	2263056.89	0	Metal Waste	1/16/07	wire
A/7	07 - 070	6351735.02	2263062.83	0	Metal Waste	1/16/07	wire

Area/Grid	TargetID	Easting	Northing	Depth (in)	Target_type	Date	Description
A/7	07 - 071	6351734.08	2263078.47	3	Metal Waste	1/16/07	nail
A/7	07 - 072	6351711.01	2263048.99	4	Metal Waste	1/16/07	wire
A/7	07 - 074qc	6351750.82	2263012.32		No Find	1/16/07	no find
A/7	07 - 076	6351754.57	2263087.79	2	Metal Waste	1/16/07	wire

Area/Grid	TargetID	Easting	Northing	Depth (in)	Target_type	Date	Description
A/8	08 - 002	6351546.64	2262917.25	0	Metal Waste	1/16/07	wire
A/8	08 - 003	6351565.54	2262910.64	4	Metal Waste	1/16/07	horse shoe
A/8	08 - 004	6351574.05	2262916.94	8	Metal Waste	1/16/07	bolt
A/8	08 - 005	6351570.58	2262955.05	3	Metal Waste	1/16/07	aluminum
A/8	08 - 006	6351561.76	2262977.42	2	Metal Waste	1/16/07	wire
A/8	08 - 007	6351552.31	2262977.73	3	Metal Waste	1/16/07	wire
A/8	08 - 008	6351567.74	2262987.18	1	Metal Waste	1/16/07	nail
A/8	08 - 009	6351597.99	2262980.88	4	Metal Waste	1/15/07	wire
A/8	08 - 010qc	6351592.32	2262978.36	3	Metal Waste	1/16/07	wire
A/8	08 - 011	6351601.45	2263000.73	6	Metal Waste	1/15/07	shackle
A/8	08 - 013	6351632.95	2262972.06	4	Metal Waste	1/16/07	aluminum can
A/8	08 - 014	6351643.66	2262949.70	3	Metal Waste	1/16/07	nail
A/8	08 - 019	6351673.90	2262952.22	4	Metal Waste	1/16/07	rebar
A/8	08 - 020	6351660.04	2262961.98	0	Metal Waste	1/15/07	aluminum
A/8	08 - 021	6351656.58	2262959.78	6	Metal Waste	1/15/07	nail
A/8	08 - 022	6351654.69	2262962.30	2	Metal Waste	1/15/07	wire
A/8	08 - 024	6351673.90	2262963.24	8	Metal Waste	1/15/07	bolt
A/8	08 - 025	6351694.06	2262914.10	6	Metal Waste	1/16/07	scrap
A/8	08 - 027	6351686.82	2262927.65	8	Metal Waste	1/16/07	horse shoe
A/8	08 - 028	6351689.65	2262941.51	10	Metal Waste	1/16/07	bolt
A/8	08 - 029	6351685.87	2262959.78	2	Metal Waste	1/15/07	bolt
A/8	08 - 031	6351689.65	2262962.61	6	Metal Waste	1/15/07	bolt
A/8	08 - 032	6351682.72	2262967.02	4	Metal Waste	1/15/07	bolt
A/8	08 - 033	6351685.56	2262973.95	6	Metal Waste	1/15/07	wire
A/8	08 - 034	6351683.67	2262971.43	4	Metal Waste	1/15/07	bolt
A/8	08 - 037	6351693.75	2262976.16	3	Metal Waste	1/15/07	wire
A/8	08 - 038	6351690.91	2262984.66	2	Metal Waste	1/15/07	bolt
A/8	08 - 040	6351708.24	2262978.68	2	MC	1/15/07	Frag
A/8	08 - 041	6351707.29	2262984.03	6	Metal Waste	1/15/07	nail
A/8	08 - 042	6351715.48	2262980.25	4	Metal Waste	1/15/07	spike
A/8	08 - 043	6351648.07	2262983.09	2	Metal Waste	1/15/07	steel
A/8	08 - 044	6351669.18	2262991.28	4	Metal Waste	1/15/07	horse shoe
A/8	08 - 045	6351650.91	2263003.88	6	Metal Waste	1/16/07	file
A/8	08 - 049qc	6351724.31	2263013.96	2	Metal Waste	1/15/07	staple
A/8	08 - 057	6351671.07	2263014.27	6	Metal Waste	1/15/07	bolt
A/8	08 - 060	6351678.63	2263032.55	0	Metal Waste	1/15/07	nail
A/8	08 - 063	6351689.97	2263053.65	2	Metal Waste	1/15/07	wire
A/8	08 - 067	6351642.09	2263086.41	2	Metal Waste	1/15/07	wire
A/8	08 - 068	6351632.01	2263074.76	6	Metal Waste	1/15/07	bolt
A/8	08 - 069	6351626.02	2263043.57	2	Metal Waste	1/15/07	wire
A/8	08 - 070	6351634.53	2263033.18	0	Metal Waste	1/15/07	wire

Area/Grid	TargetID	Easting	Northing	Depth (in)	Target_type	Date	Description
A/8	08 - 071	6351607.12	2263018.05	2	Metal Waste	1/15/07	wire
A/8	08 - 072	6351598.62	2263031.91	0	Metal Waste	1/15/07	wire
A/8	08 - 073	6351579.09	2263016.79	6	Metal Waste	1/15/07	wire
A/8	08 - 074qc	6351586.02	2263018.36	0	Metal Waste	1/15/07	wire
A/8	08 - 075	6351591.37	2263065.62	4	Metal Waste	1/15/07	nail
A/8	08 - 078	6351564.75	2263093.66	10	Metal Waste	1/15/07	wrench
A/8	08 - 079	6351567.59	2263099.96	4	Metal Waste	1/15/07	bolt
A/8	08 - 080	6351552.78	2263089.56	0	Metal Waste	1/15/07	wire
A/8	08 - 081	6351544.59	2263093.66	10	Metal Waste	1/15/07	wrench
A/8	08 - 082qc	6351613.89	2263029.71	0	Metal Waste	1/15/07	wire
A/8	08 - 085			4	Metal Waste	1/15/07	wire

Area/Grid	TargetID	Easting	Northing	Depth (in)	Target_type	Date	Description
A/9	09 - 002	6351359.87	2262936.14	0	Metal Waste	1/17/07	wire
A/9	09 - 013	6351425.24	2262988.56	2	Metal Waste	1/17/07	rod
A/9	09 - 014	6351462.90	2262998.50	2	Metal Waste	1/17/07	wire
A/9	09 - 015qc	6351458.68	2263004.23		No Find	1/17/07	no find
A/9	09 - 016qc	6351401.75	2263003.02	1	Metal Waste	1/17/07	wrench
A/9	09 - 017	6351489.68	2262907.30	2	Metal Waste	1/17/07	wire
A/9	09 - 018	6351501.29	2262908.80	1	Metal Waste	1/17/07	wire
A/9	09 - 019	6351501.29	2262915.91	6	Metal Waste	1/17/07	bolt
A/9	09 - 022	6351512.15	2262963.93	2	Metal Waste	1/17/07	wire
A/9	09 - 023	6351500.03	2262961.31	1	Metal Waste	1/17/07	nails
A/9	09 - 024	6351489.82	2262963.21	8	QC Item	1/17/07	QC-002
A/9	09 - 025	6351486.49	2262990.06	0	Metal Waste	1/17/07	wire
A/9	09 - 026	6351484.83	2263007.17	6	Metal Waste	1/17/07	bolt
A/9	09 - 027	6351524.18	2263087.68	1	Metal Waste	1/17/07	nails
A/9	09 - 028	6351529.19	2263088.02	1	Metal Waste	1/17/07	nails
A/9	09 - 031	6351303.30	2262922.27	0	Metal Waste	1/17/07	wire

Area/Grid	TargetID	Easting	Northing	Depth (in)	Target_type	Date	Description
A/10	10 - 002	6351507.56	2263175.87	0	Metal Waste	1/17/07	wire
A/11	11 - 001	6351537.82	2263130.87	2	Metal Waste	1/17/07	wire
A/11	11 - 002	6351596.12	2263159.41	0	Metal Waste	1/17/07	scrap
A/11	11 - 003	6351607.95	2263135.36	3	Metal Waste	1/17/07	aluminum can
A/11	11 - 004	6351607.95	2263128.43	4	QC Item	1/17/07	QC-003
A/11	11 - 005qc	6351605.50	2263118.64	6	Metal Waste	1/17/07	bolt
A/11	11 - 006	6351643.21	2263134.07	6	Metal Waste	1/17/07	nail
A/11	11 - 007	6351671.37	2263122.21	0	Metal Waste	1/17/07	wire
A/11	11 - 008	6351672.53	2263137.80	6	Metal Waste	1/17/07	hasp
A/11	11 - 012	6351697.66	2263120.58	3	Metal Waste	1/17/07	wire
A/11	11 - 014	6351712.78	2263149.43	0	Metal Waste	1/17/07	wire
A/11	11 - 018	6351655.55	2263170.61	12	Metal Waste	1/17/07	horse shoe
A/11	11 - 019	6351631.11	2263178.05	1	Metal Waste	1/17/07	buckle
A/11	11 - 022qc	6351643.91	2263185.73	1	Metal Waste	1/17/07	wire
A/11	11 - 024	6351700.92	2263209.23	4	Metal Waste	1/17/07	wire
A/11	11 - 029	6351687.89	2263254.37	13	QA Item	1/17/07	QA-003A
A/11	11 - 031	6351734.42	2263251.35	6	Metal Waste	1/17/07	scrap
A/11	11 - 032	6351718.14	2263263.91	0	Metal Waste	1/17/07	wire
A/11	11 - 033	6351679.05	2263291.37	4	Metal Waste	1/17/07	nail
A/11	11 - 034	6351626.93	2263273.68		No Find	1/17/07	no find
A/11	11 - 035	6351583.18	2263223.66	6	Metal Waste	1/17/07	bolt

Area/Grid	TargetID	Easting	Northing	Depth (in)	Target_type	Date	Description
A/12	12 - 001	6351740.56	2263265.74	8	Metal Waste	10/15/07	wire
A/12	12 - 002	6351786.77	2263222.16	3	Metal Waste	10/15/07	wire
A/12	12 - 006	6351871.29	2263211.99	4	Metal Waste	10/15/07	scrap
A/12	12 - 007	6351910.11	2263219.91	0	Metal Waste	10/15/07	aluminum
A/12	12 - 008qc	6351732.10	2263231.01	0	Metal Waste	10/15/07	pipe
A/12	12 - 015qc	6351802.88	2263178.98	1	Metal Waste	10/15/07	wire
A/12	12 - 017	6351807.90	2263179.24	2	Metal Waste	10/15/07	wire
A/12	12 - 019	6351805.53	2263156.53	3	Metal Waste	10/15/07	wire
A/12	12 - 020	6351809.22	2263156.53	3	Metal Waste	10/15/07	wire
A/12	12 - 021	6351770.66	2263153.09	6	Metal Waste	10/15/07	nail
A/12	12 - 022	6351755.87	2263152.57	1	MC	10/15/07	Frag
A/12	12 - 024	6351770.40	2263128.00	4	Metal Waste	10/15/07	wire
A/12	12 - 025qc	6351750.33	2263106.61	8	Metal Waste	10/15/07	nail
A/12	12 - 026	6351763.00	2263098.43	6	Metal Waste	10/15/07	wire
A/12	12 - 027	6351789.42	2263107.14	2	Metal Waste	10/15/07	wire
A/12	12 - 028	6351793.38	2263097.10	2	Metal Waste	10/15/07	wire
A/12	12 - 029	6351811.60	2263096.31	2	Metal Waste	10/15/07	wire
A/12	12 - 030	6351825.60	2263118.76	2	Metal Waste	10/15/07	wire
A/12	12 - 031	6351830.35	2263097.37	3	Metal Waste	10/15/07	wire
A/12	12 - 032	6351849.37	2263099.21	0	Metal Waste	10/15/07	wire
A/12	12 - 033	6351861.78	2263127.74	2	Metal Waste	10/15/07	wire
A/12	12 - 034	6351874.99	2263110.31	0	Metal Waste	10/15/07	wire
A/12	12 - 035	6351871.02	2263101.33	2	Metal Waste	10/15/07	wire
A/12	12 - 036	6351872.61	2263092.88	0	Metal Waste	10/15/07	wire
A/12	12 - 037	6351880.80	2263100.01	3	Metal Waste	10/15/07	wire
A/12	12 - 038	6351906.42	2263103.44	0	Metal Waste	10/15/07	wire
A/12	12 - 039	6351910.11	2263107.14	0	Metal Waste	10/15/07	wire
A/12	12 - 040	6351906.42	2263111.63	2	Metal Waste	10/15/07	wire
A/12	12 - 041	6351897.44	2263136.45		No Find	10/15/07	no find
A/12	12 - 042	6351870.50	2263161.02	0	Metal Waste	10/15/07	wire
A/12	12 - 056	6351870.23	2263117.44	1	Metal Waste	10/15/07	wire
A/12	12 - 059	6351900.34	2263116.38	2	Metal Waste	10/15/07	wire
A/12	12 - 062	6351922.26	2263136.45	0	Metal Waste	10/15/07	wire
A/12	12 - 063	6351925.17	2263135.66	0	Metal Waste	10/15/07	wire
A/12	12 - 064	6351926.49	2263174.75	0	Metal Waste	10/15/07	wire
A/12	12 - 065	6351930.91	2263110.38	0	Metal Waste	10/15/07	wire
A/12	12 - 067	6351860.66	2263182.74	6	Metal Waste	10/15/07	wire
A/12	12 - 068	6351872.28	2263193.83	4	Metal Waste	10/15/07	wire

Area/Grid	TargetID	Easting	Northing	Depth (in)	Target_type	Date	Description
A/13	13 rev a - 002	6351937.62	2263096.68	2	Metal Waste	2/28/2007	wire
A/13	13 rev a - 004	6351945.39	2263117.69	0	Metal Waste	2/28/2007	wire
A/13	13 rev a - 005	6351953.17	2263112.80	3	Metal Waste	2/28/2007	wire
A/13	13 rev a - 007	6351961.23	2263111.36	0	Metal Waste	2/28/2007	wire
A/13	13 rev a - 008	6351964.39	2263102.43	0	Metal Waste	2/28/2007	wire
A/13	13 rev a - 009	6351968.71	2263094.95	6	Metal Waste	2/28/2007	wire
A/13	13 rev a - 010	6351990.88	2263095.53	4	Metal Waste	2/28/2007	wire
A/13	13 rev a - 011	6351999.80	2263093.22	3	Metal Waste	2/28/2007	hinge
A/13	13 rev a - 012	6351997.50	2263099.27	6	Metal Waste	2/28/2007	scrap
A/13	13 rev a - 013	6352001.53	2263099.27	1	Metal Waste	2/28/2007	wire
A/13	13 rev a - 014	6351992.89	2263107.33	6	Metal Waste	2/28/2007	wire
A/13	13 rev a - 015	6352000.09	2263118.27	0	Metal Waste	2/28/2007	wire
A/13	13 rev a - 016	6351982.24	2263122.30	0	Metal Waste	2/28/2007	wire
A/13	13 rev a - 017	6351996.92	2263131.22	0	Metal Waste	2/28/2007	wire
A/13	13 rev a - 018	6352009.59	2263138.13	1	Metal Waste	2/28/2007	wire
A/13	13 rev a - 021	6351999.80	2263148.50	0	No Find	2/28/2007	
A/13	13 rev a - 023	6351979.94	2263146.48	0	Metal Waste	2/28/2007	wire
A/13	13 rev a - 024	6351976.48	2263140.72	2	Metal Waste	2/28/2007	wire
A/13	13 rev a - 033	6351952.59	2263150.80	1	Metal Waste	2/28/2007	wire
A/13	13 rev a - 034	6351946.55	2263156.84	0	Metal Waste	2/28/2007	wire
A/13	13 rev a - 036	6351952.59	2263176.71	0	Metal Waste	2/28/2007	wire
A/13	13 rev a - 037	6351972.45	2263167.78	0	Metal Waste	2/28/2007	wire
A/13	13 rev a - 038	6351971.30	2263148.21	2	Metal Waste	2/28/2007	wire
A/13	13 rev a - 039	6351990.02	2263160.01	1	Metal Waste	2/28/2007	wire
A/13	13 rev a - 040	6351994.91	2263165.48	2	Metal Waste	2/28/2007	wire
A/13	13 rev a - 42qc	6351964.39	2263096.10	6	Metal Waste	2/28/2007	wire
A/13	13 rev a - 44qc	6351984.55	2263114.81	6	Metal Waste	2/28/2007	wire
A/13	13 rev a - 046	6351981.38	2263141.30	0	No Find	2/28/2007	
A/13	13 rev a - 50qc	6351992.03	2263139.86	6	Metal Waste	2/28/2007	wire
A/13	13 rev a - 053	6352013.62	2263156.27	6	Metal Waste	2/28/2007	wire
A/13	13 rev a - 057	6352003.26	2263174.69	1	Metal Waste	2/28/2007	wire
A/13	13 rev a - 059	6352008.44	2263191.68	1	Metal Waste	2/28/2007	wire
A/13	13 rev a - 060	6352027.73	2263192.54	0	Metal Waste	2/28/2007	wire
A/13	13 rev a - 061	6352035.50	2263190.24	0	Metal Waste	2/28/2007	can
A/13	13 rev a - 063	6352047.88	2263181.89	3	Metal Waste	2/28/2007	wire
A/13	13 rev a - 070	6352040.68	2263151.95	6	Metal Waste	2/28/2007	wire
A/13	13 rev a - 071	6352025.42	2263149.36	2	Metal Waste	2/28/2007	wire
A/13	13 rev a - 072	6352029.74	2263128.63	2	Metal Waste	2/28/2007	wire
A/13	13 rev a - 073	6352030.89	2263124.03	2	Metal Waste	2/28/2007	wire
A/13	13 rev a - 074	6352032.91	2263113.95	4	Metal Waste	2/28/2007	scrap
A/13	13 rev a - 075	6352016.21	2263115.10	0	Metal Waste	2/28/2007	bolt

Area/Grid	TargetID	Easting	Northing	Depth (in)	Target_type	Date	Description
A/13	13 rev a - 076	6352020.53	2263115.10	3	Metal Waste	2/28/2007	wire
A/13	13 rev a - 077	6352044.14	2263101.00	2	Metal Waste	2/28/2007	wire
A/13	13 rev a - 078	6352046.15	2263114.24	0	Metal Waste	2/28/2007	wire
A/13	13 rev a - 079	6352049.89	2263099.56	0	Metal Waste	2/28/2007	wire
A/13	13 rev a - 082	6352068.60	2263103.01	0	No Find	2/28/2007	
A/13	13 rev a - 083	6352065.15	2263122.30	0	Metal Waste	2/28/2007	wire
A/13	13 rev a - 084	6352060.54	2263127.19	0	Metal Waste	2/28/2007	wire
A/13	13 rev a - 086	6352050.47	2263127.19	0	Metal Waste	2/28/2007	wire
A/13	13 rev a - 087	6352052.77	2263135.25	1	Metal Waste	2/28/2007	wire
A/13	13 rev a - 089	6352061.41	2263158.86	2	Metal Waste	2/28/2007	wire
A/13	13 rev a - 090	6352063.71	2263166.34	6	Metal Waste	2/28/2007	wire
A/13	13 rev a - 091	6352055.36	2263168.93	1	Metal Waste	2/28/2007	wire
A/13	13 rev a - 092	6352055.07	2263179.30	3	Metal Waste	2/28/2007	wire
A/13	13 rev a - 093	6352060.83	2263183.04	6	Metal Waste	2/28/2007	wire
A/13	13 rev a - 095	6352080.98	2263177.28	2	Metal Waste	2/28/2007	wire
A/13	13 rev a - 096	6352075.23	2263186.78	6	Metal Waste	2/28/2007	wire
A/13	13 rev a - 097	6352089.33	2263187.93	6	Metal Waste	2/28/2007	wire
A/13	13 rev a - 098	6352092.50	2263191.10	2	Metal Waste	2/28/2007	wire
A/13	13 rev a - 099	6352094.51	2263181.89	2	Metal Waste	2/28/2007	wire
A/13	13 rev a - 100	6352087.32	2263170.38	2	Metal Waste	2/28/2007	wire
A/13	13 rev a - 101	6352089.33	2263165.19	2	Metal Waste	2/28/2007	wire
A/13	13 rev a - 103	6352101.13	2263158.28	0	Metal Waste	2/28/2007	wire
A/13	13 rev a - 105	6352068.89	2263149.93	2	Metal Waste	2/28/2007	wire
A/13	13 rev a - 106	6352076.09	2263145.62	1	Metal Waste	2/28/2007	wire
A/13	13 rev a - 107	6352072.64	2263142.74	2	Metal Waste	2/28/2007	wire
A/13	13 rev a - 108	6352075.51	2263135.54	0	Metal Waste	2/28/2007	wire
A/13	13 rev a - 111	6352094.51	2263120.00	1	Metal Waste	2/28/2007	wire
A/13	13 rev a - 112	6352087.32	2263110.50	0	Metal Waste	2/28/2007	wire
A/13	13 rev a - 113	6352093.65	2263102.72	6	Metal Waste	2/28/2007	wire
A/13	13 rev a - 115	6352084.44	2263092.65	1	Metal Waste	2/28/2007	wire
A/13	13 rev a - 116	6352089.91	2263086.31	12	Metal Waste	2/28/2007	wire
A/13	13 rev a - 117	6352094.80	2263087.18	12	Metal Waste	2/28/2007	wire
A/13	13 rev a - 119	6352105.17	2263105.60	12	Metal Waste	2/28/2007	wire
A/13	13 rev a - 120	6352109.20	2263108.19	12	Metal Waste	2/28/2007	wire
A/13	13 rev a - 121	6352113.51	2263121.43	12	Metal Waste	2/28/2007	wire
A/13	13 rev a - 122	6352104.30	2263122.88	2	Metal Waste	2/28/2007	wire
A/13	13 rev a - 123	6352111.21	2263131.80	2	Metal Waste	2/28/2007	wire
A/13	13 rev a - 124	6352097.39	2263131.51	1	Metal Waste	2/28/2007	wire
A/13	13 rev a - 126	6352119.85	2263145.62	2	Metal Waste	2/28/2007	wire
A/13	13 rev a - 127	6352127.91	2263143.31	2	Metal Waste	2/28/2007	wire
A/13	13 rev a - 128	6352118.41	2263113.95		Metal Waste	2/28/2007	in pit not cleared

Area/Grid	TargetID	Easting	Northing	Depth (in)	Target_type	Date	Description
A/13	13 rev a - 129	6352094.51	2263109.63	2	Metal Waste	2/28/2007	wire
A/13	13 rev a - 130	6352133.66	2263158.28	1	Metal Waste	2/28/2007	wire
A/13	13 rev a - 131	6352116.97	2263160.88	1	Metal Waste	2/28/2007	wire
A/13	13 rev a - 132	6352116.68	2263175.84	1	Metal Waste	2/28/2007	wire
A/13	13 rev a - 133	6352133.38	2263170.95	1	Metal Waste	2/28/2007	wire
A/13	13 rev a - 134	6352136.25	2263168.36	0	Metal Waste	2/28/2007	wire
A/13	13 rev a - 135	6352102.57	2263178.15	1	Metal Waste	2/28/2007	wire
A/13	13 rev a - 136	6352089.33	2263181.02	2	Metal Waste	2/28/2007	wire
A/13	13 rev a - 141	6352125.60	2263240.04	1	Metal Waste	2/28/2007	wire
A/13	13 rev a - 142	6352116.10	2263229.39	3	Metal Waste	2/28/2007	wire
A/13	13 rev a - 143	6352073.21	2263218.45	6	Metal Waste	2/28/2007	wire
A/13	13 rev a - 144	6352061.12	2263192.25	4	Metal Waste	2/28/2007	wire
A/13	13 rev a - 145	6352065.73	2263188.51	6	Metal Waste	2/28/2007	wire
A/13	13 rev a - 146	6352065.15	2263178.72	1	Metal Waste	2/28/2007	wire
A/13	13 rev a - 147qc	6352116.97	2263207.51	6	Metal Waste	2/28/2007	wire
A/13	13 rev a - 149	6352106.60	2263196.57	6	Metal Waste	2/28/2007	wire
A/13	13 rev a - 150	6352106.32	2263191.68	2	Metal Waste	2/28/2007	wire
A/13	13 rev a - 155	6352099.98	2263165.48	1	Metal Waste	2/28/2007	wire
A/13	13 rev a - 173	6352058.82	2263162.60	2	Metal Waste	2/28/2007	wire
A/13	13 rev a - 174	6352055.94	2263155.98	1	Metal Waste	2/28/2007	wire
A/13	13 rev a - 181	6351992.03	2263207.51	0	Metal Waste	2/28/2007	cable
A/13	13 rev a - 200	6352108.62	2263125.75	2	Metal Waste	2/28/2007	wire
A/13	13 rev a - 203	6352120.13	2263118.27		Metal Waste	2/28/2007	in pit not cleared
A/13	13 rev a - 206	6352112.65	2263138.13	0	Metal Waste	2/28/2007	wire
A/13	13 rev a - 207qc	6352111.79	2263146.48	0	Metal Waste	2/28/2007	wire
A/13	13 rev a - 209qc	6352112.07	2263172.39	0	No Find	2/28/2007	
A/13	13 rev a - 214qc	6352066.01	2263157.71	4	Metal Waste	2/28/2007	wire
A/13	13 rev a - 219	6352111.50	2263110.79	12	Metal Waste	2/28/2007	wire
A/13	13 rev a - 222qc	6352077.82	2263097.25	1	Metal Waste	2/28/2007	wire
A/13	13 rev a - 228qc	6352089.04	2263133.53	2	Metal Waste	2/28/2007	wire

Area/Grid	TargetID	Easting	Northing	Depth (in)	Target_type	Date	Description
A/14	14 - 001	6352123.60	2263359.37	0	Metal Waste	2/13/07	wire
A/14	14 - 002	6352143.15	2263343.98	1	Metal Waste	2/13/07	wire
A/14	14 - 010	6352099.82	2263402.22	4	Metal Waste	2/13/07	wire
A/14	14 - 011	6352080.41	2263419.50	0	Metal Waste	2/13/07	nail
A/14	14 - 012qc	6352073.23	2263416.57	8	Metal Waste	2/13/07	wire
A/14	14 - 013	6352066.05	2263420.56	6	Metal Waste	2/13/07	wire
A/14	14 - 014	6352074.03	2263442.89	8	Metal Waste	2/13/07	wire
A/14	14 - 015	6352065.79	2263438.91	3	Metal Waste	2/13/07	wire
A/14	14 - 016	6352040.80	2263435.45	8	Metal Waste	2/13/07	scrap
A/14	14 - 017	6352035.75	2263428.27	8	Metal Waste	2/13/07	scrap - multiple, not cleared
A/14	14 - 018	6352041.59	2263421.36	12	Metal Waste	2/13/07	scrap - multiple, not cleared
A/14	14 - 019	6352051.70	2263433.06	3	Metal Waste	2/13/07	scrap
A/14	14 - 020	6352063.40	2263467.88	28	Metal Waste	2/13/07	scrap - multiple, not cleared
A/14	14 - 021	6352086.52	2263472.14	16	Metal Waste	2/13/07	scrap
A/14	14 - 022	6352109.39	2263474.80	0	Metal Waste	2/13/07	wire
A/14	14 - 023	6352034.15	2263475.33	0	Metal Waste	2/13/07	wire
A/14	14 - 030	6352086.52	2263451.14	14	Metal Waste	2/13/07	scrap
A/14	14 - 032	6352048.77	2263449.01	0	Metal Waste	2/13/07	wire
A/14	14 - 034qc	6352130.12	2263416.84	6	No Find	2/13/07	no find
A/14	14 - 035	6352008.63	2263471.34	4	Metal Waste	2/13/07	wire
A/15	15 - 004	6351776.77	2263355.59	12	Metal Waste	1/17/07	washer
A/15	15 - 005	6351784.73	2263369.29	0	Metal Waste	1/17/07	wire
A/15	15 - 006	6351747.46	2263375.98	3	Metal Waste	1/17/07	nails
A/15	15 - 007	6351782.82	2263420.57	0	Metal Waste	1/17/07	scrap
A/15	15 - 008	6351794.92	2263421.85	1	Metal Waste	1/17/07	scrap
A/15	15 - 010	6351828.69	2263443.51	3	Metal Waste	1/17/07	bucket
A/15	15 - 012	6351791.74	2263450.20	6	Metal Waste	1/17/07	wire
A/15	15 - 013qc	6351808.30	2263446.38	6	Metal Waste	1/17/07	wire
A/15	15 - 014	6351792.37	2263480.14	10	Metal Waste	1/17/07	bar

Area/Grid	TargetID	Easting	Northing	Depth (in)	Target_type	Date	Description
A/16	16 - 002qc	6351547.99	2263478.02	4	Metal Waste	10/15/07	wire
A/16	16 - 004	6351594.82	2263455.61	8	Metal Waste	10/15/07	bolt
A/16	16 - 007	6351678.17	2263446.55	2	Metal Waste	10/15/07	wire
A/16	16 - 011	6351575.45	2263434.79	8	Metal Waste	10/15/07	bolt
A/16	16 - 014	6351646.49	2263377.65	0	Metal Waste	10/15/07	wire
A/16	16 - 016qc	6351720.64	2263365.62	4	Metal Waste	10/15/07	wire
A/16	16 - 020	6351731.22	2263297.21	2	Metal Waste	10/15/07	Shackle
A/16	16 - 021	6351618.27	2263312.08	3	Metal Waste	10/15/07	Chisel
A/17	17 - 002	6351444.09	2263500.43	8	Metal Waste	1/18/07	bolt
A/17	17 - 004	6351444.46	2263485.95	6	Metal Waste	1/18/07	bolt
A/17	17 - 005	6351498.80	2263501.30	14	Metal Waste	1/18/07	horse shoe
A/17	17 - 008	6351518.97	2263467.82	3	Metal Waste	1/18/07	wire
A/17	17 - 009qc	6351533.02	2263467.82	1	Metal Waste	1/18/07	wire
A/17	17 - 010	6351538.72	2263499.20	4	Metal Waste	1/18/07	bolt
A/17	17 - 013	6351505.73	2263447.39	2	Metal Waste	1/18/07	wire
A/17	17 - 014	6351503.56	2263424.50		No Find	1/18/07	no find
A/17	17 - 015	6351516.93	2263424.93	2	Metal Waste	1/18/07	wire
A/17	17 - 017	6351512.23	2263416.57	0	Metal Waste	1/18/07	wire
A/17	17 - 018	6351517.06	2263413.66	0	Metal Waste	1/18/07	wire
A/17	17 - 019	6351458.88	2263453.40	1	Metal Waste	1/18/07	scrap
A/17	17 - 020	6351531.54	2263378.76		No Find	1/18/07	no find
A/17	17 - 021	6351548.93	2263380.49	4	Metal Waste	1/18/07	bolt
A/17	17 - 024	6351502.58	2263380.77	12	Metal Waste	1/18/07	scrap
A/17	17 - 025	6351512.75	2263377.12	5	Metal Waste	1/18/07	scrap
A/17	17 - 030	6351478.39	2263436.64	0	MC	1/18/07	Base Piece
A/17	17 - 031	6351424.06	2263433.75	0	Metal Waste	1/18/07	wire

Area/Grid	TargetID	Easting	Northing	Depth (in)	Target_type	Date	Description
A/19	19 - 003	6351517.55	2263686.18	3	Metal Waste	1/18/07	spool
A/19	19 - 004qc	6351486.98	2263682.07	6	Metal Waste	1/18/07	nails - not clear
A/19	19 - 008	6351487.04	2263671.27	6	Metal Waste	1/18/07	scrap - not clear
A/19	19 - 009	6351496.86	2263671.76	6	Metal Waste	1/18/07	bolt
A/19	19 - 011	6351471.63	2263672.61	3	Metal Waste	1/18/07	nails - not clear
A/19	19 - 012	6351475.32	2263664.57	8	MC	1/18/07	Frag - not clear
A/19	19 - 013	6351469.48	2263661.01	12	MC	1/18/07	Frag - not clear
A/19	19 - 015qc	6351501.71	2263661.75	7	Metal Waste	1/17/07	bolt
A/19	19 - 016	6351517.06	2263666.66	2	Metal Waste	1/18/07	scrap
A/19	19 - 017	6351520.07	2263664.45	4	MC	1/18/07	30mm Base
A/19	19 - 020	6351519.64	2263654.32	3	Metal Waste	1/18/07	spool
A/19	19 - 021	6351516.02	2263655.98	4	MC	1/18/07	Frag
A/19	19 - 022	6351510.68	2263649.29	1	Metal Waste	1/18/07	spool
A/19	19 - 023	6351502.21	2263654.57	3	Metal Waste	1/18/07	nails
A/19	19 - 027	6351476.18	2263656.29	8	Metal Waste	1/18/07	nails - not clear
A/19	19 - 028	6351464.02	2263657.51	8	MC	1/18/07	Frag - not clear
A/19	19 - 029	6351465.74	2263651.99	8	MC	1/18/07	Frag - not clear
A/19	19 - 031	6351457.33	2263644.74	8	Metal Waste	1/18/07	scrap - not clear
A/19	19 - 032	6351453.89	2263643.88	8	Metal Waste	1/18/07	nails - not clear
A/19	19 - 033	6351461.26	2263644.07	8	Metal Waste	1/18/07	nails - not clear
A/19	19 - 034	6351465.19	2263640.63	8	Metal Waste	1/18/07	nails - not clear
A/19	19 - 036	6351467.03	2263649.23	8	Metal Waste	1/18/07	scrap - not clear
A/19	19 - 037	6351461.32	2263633.14	11	Metal Waste	1/18/07	wire - not clear
A/19	19 - 038	6351461.69	2263626.88	3	Metal Waste	1/18/07	nail
A/19	19 - 039qc	6351456.90	2263634.00	12	Metal Waste	1/18/07	bolt - not clear
A/19	19 - 040qc	6351455.00	2263626.08	6	Metal Waste	1/17/07	nail
A/19	19 - 041	6351448.24	2263630.20	8	Metal Waste	1/18/07	nails - not clear
A/19	19 - 045	6351446.46	2263620.98	8	Metal Waste	1/17/07	scrap - not clear
A/19	19 - 046	6351444.93	2263629.89	6	Metal Waste	1/18/07	nails - not clear
A/19	19 - 047	6351454.01	2263612.33	6	Metal Waste	1/17/07	nails
A/19	19 - 049	6351442.29	2263605.45	1	Metal Waste	1/17/07	nail
A/19	19 - 053	6351436.15	2263586.11	1	Metal Waste	1/17/07	aluminum can
A/19	19 - 059	6351491.16	2263587.53	0	Metal Waste	1/17/07	aluminum can
A/19	19 - 061	6351517.37	2263572.86	2	Metal Waste	1/17/07	nail
A/19	19 - 062	6351493.92	2263560.95	4	Metal Waste	1/17/07	buckle
A/19	19 - 065	6351441.18	2263541.42	3	MC	1/18/07	MEC scrap
A/19	19 - 066	6351434.74	2263539.09	0	Metal Waste	1/17/07	nail
A/19	19 - 067	6351457.45	2263534.18	2	Metal Waste	1/17/07	steel plate
A/19	19 - 069	6351423.13	2263556.46	0	Metal Waste	1/17/07	nails
A/19	19 - 071	6351444.31	2263528.41	8	Metal Waste	1/17/07	nails
A/19	19 - 073	6351452.42	2263521.78	2	MC	1/17/07	Frag

Area/Grid	TargetID	Easting	Northing	Depth (in)	Target_type	Date	Description
A/19	19 - 074	6351456.78	2263521.04	2	Metal Waste	1/17/07	nail
A/19	19 - 075	6351460.77	2263521.84	8	Metal Waste	1/17/07	steel plate
A/19	19 - 076	6351457.15	2263513.36	4	Metal Waste	1/17/07	scrap
A/19	19 - 091	6351466.57	2263665.71	12	MC	1/18/07	30mm Base - not clear

Area/Grid	TargetID	Easting	Northing	Depth (in)	Target_type	Date	Description
A/20	20 - 003	6351566.82	2263667.84	6	Metal Waste	1/22/07	wire
A/20	20 - 004qc	6351565.22	2263660.82		No Find	1/22/07	no find
A/20	20 - 007	6351654.68	2263655.96	24	Metal Waste	1/22/07	bucket - not clear
A/20	20 - 008	6351657.05	2263649.70	4	MC	1/22/07	27.5mm
A/20	20 - 011	6351692.50	2263692.38	10	Metal Waste	1/22/07	nail
A/20	20 - 012	6351730.45	2263675.84	1	Metal Waste	1/22/07	wire
A/20	20 - 015	6351707.44	2263622.38	6	Metal Waste	1/22/07	nail
A/20	20 - 017	6351657.19	2263632.39	24	Metal Waste	1/22/07	scrap
A/20	20 - 019	6351649.75	2263622.59	2	Metal Waste	1/22/07	C-clamp
A/20	20 - 020	6351658.09	2263608.83	0	Metal Waste	1/22/07	wire
A/20	20 - 022	6351630.15	2263607.71	6	MC	1/22/07	27.5mm
A/20	20 - 024qc	6351617.70	2263636.63		No Find	1/22/07	no find
A/20	20 - 026	6351582.74	2263596.04	8	Metal Waste	1/22/07	wire
A/20	20 - 027	6351577.39	2263590.13	0	Metal Waste	1/22/07	wire
A/20	20 - 032	6351658.09	2263567.54	2	Metal Waste	1/22/07	bolt
A/20	20 - 034	6351726.70	2263556.48	3	Metal Waste	1/22/07	wrench
A/20	20 - 035	6351696.81	2263551.13	12	Metal Waste	1/22/07	scrap
A/20	20 - 036	6351725.93	2263511.86	4	Metal Waste	1/22/07	pliers
A/20	20 - 037	6351651.56	2263550.44	4	Metal Waste	1/22/07	wire
A/20	20 - 038	6351635.98	2263540.43	0	Metal Waste	1/22/07	wire
A/20	20 - 039	6351580.44	2263536.26	12	QC Item	1/22/07	QA 004A
A/20	20 - 040qc	6351575.79	2263530.56		No Find	1/22/07	
A/20	20 - 041	6351564.53	2263524.86	12	Metal Waste	1/22/07	wire
A/20	20 - 042	6351556.95	2263549.95	0	Metal Waste	1/22/07	wire
A/20	20 - 043	6351554.72	2263522.63	3	Metal Waste	1/22/07	spike
A/20	20 - 046	6351701.74	2263501.71	2	Metal Waste	1/22/07	scrap
A/20	20 - 048qc	6351557.30	2263701.56	1	Metal Waste	1/22/07	wire
A/20	20 - 050	6351646.52	2263619.45		No Find	1/22/07	no find
A/21	21 - 002qc	6351785.69	2263508.49	6	Metal Waste	10/15/07	scrap
A/21	21 - 005	6351757.33	2263548.95	0	Metal Waste	10/15/07	scrap
A/21	21 - 013	6351758.29	2263661.07	24	Metal Waste	10/15/07	steel plate
A/21	21 - 014	6351768.17	2263663.62	24	Metal Waste	10/15/07	steel plate
A/21	21 - 015	6351779.63	2263666.81	36	Metal Waste	10/15/07	steel plate
A/21	21 - 026	6351790.14	2263655.02	3	Metal Waste	10/15/07	bolt
A/21	21 - 029qc	6351798.43	2263660.75	2	Metal Waste	10/15/07	nail
A/21	21 - 034	6351800.02	2263678.59	20	Metal Waste	10/15/07	scrap
A/21	21 - 035	6351803.84	2263678.91	20	Metal Waste	10/15/07	scrap
A/21	21 - 036	6351836.02	2263660.44	0	Metal Waste	10/15/07	wire
A/21	21 - 037	6351867.87	2263669.99	3	Metal Waste	10/15/07	nail
A/21	21 - 038qc	6351857.04	2263690.06	2	Metal Waste	10/15/07	nail
A/21	21 - 040	6351938.91	2263667.13	8	Metal Waste	10/15/07	scrap

Area/Grid	TargetID	Easting	Northing	Depth (in)	Target_type	Date	Description
A/22	22 - 003qc	6352121.00	2263519.53	0	Metal Waste	1/19/07	wire
A/22	22 - 007	6351969.95	2263557.14	10	Metal Waste	1/19/07	aluminum
A/22	22 - 010	6352015.77	2263494.57	0	Metal Waste	1/19/07	wire
A/22	22 - 011	6352012.30	2263496.46	0	Metal Waste	1/19/07	wire
A/22	22 - 012	6352014.19	2263506.89	4	Metal Waste	1/19/07	wire
A/22	22 - 013	6352004.40	2263516.69	6	Metal Waste	1/19/07	wire
A/22	22 - 014	6352044.84	2263540.70	6	MC	1/19/07	30mm
A/22	22 - 015	6351961.11	2263581.46	9	Metal Waste	1/19/07	scrap
A/22	22 - 016	6352110.25	2263593.47	4	Metal Waste	1/19/07	horse shoe
A/22	22 - 018	6352143.75	2263623.81	3	Metal Waste	1/19/07	bolt
A/22	22 - 020	6352123.84	2263686.38	4	Metal Waste	1/19/07	pipe
A/22	22 - 021	6352069.18	2263640.24	4	Metal Waste	1/19/07	horse shoe
A/22	22 - 023	6352041.37	2263677.84	4	Metal Waste	1/19/07	scrap
A/23	23 - 010	6352042.00	2263802.97	2	Metal Waste	2/5/07	pipe
A/23	23 - 011	6352080.87	2263801.08	2	Metal Waste	2/5/07	pipe
A/23	23 - 014qc	6352119.73	2263751.47	4	Metal Waste	2/5/07	nail
A/23	23 - 025qc	6351975.33	2263753.68	0	No Find	2/5/07	no find
A/23	23 - 034	6352020.83	2263812.45	1	Metal Waste	2/5/07	nail
A/23	23 - 040	6352033.79	2263820.98		No Find	2/5/07	no find
A/23	23 - 041	6352040.74	2263821.93	2	Metal Waste	2/5/07	scrap
A/23	23 - 042	6352038.52	2263828.25	1	Metal Waste	2/5/07	scrap
A/23	23 - 043	6352034.10	2263830.46	2	Metal Waste	2/5/07	bolt
A/23	23 - 044	6352022.72	2263838.68	1	Metal Waste	2/5/07	scrap
A/23	23 - 045	6352018.30	2263835.52	1	Metal Waste	2/5/07	pipe
A/23	23 - 046	6351961.74	2263869.96	10	Metal Waste	2/5/07	scrap
A/23	23 - 050qc	6351972.80	2263855.11	10	Metal Waste	2/5/07	nut
A/23	23 - 054	6352037.89	2263840.26	10	Metal Waste	2/5/07	bolt
A/23	23 - 057	6352046.74	2263841.21	6	Metal Waste	2/5/07	nail
A/23	23 - 058qc	6352051.48	2263841.84	3	Metal Waste	2/5/07	nail
A/23	23 - 060	6352034.73	2263859.54	2	MC	2/5/07	alum nose cone
A/23	23 - 062	6352069.49	2263857.96	1	Metal Waste	2/5/07	washer
A/23	23 - 063	6352069.49	2263866.17		No Find	2/5/07	no find
A/23	23 - 064	6352073.28	2263867.12	2	Metal Waste	2/5/07	washer
A/23	23 - 065	6352118.47	2263854.48	0	MC	2/5/07	30mm base empty
A/23	23 - 066	6352138.38	2263842.79	2	Metal Waste	2/5/07	wire
A/23	23 - 075qc	6352034.10	2263791.91	4	Metal Waste	2/5/07	nail
A/23	23 - 077	6352037.36	2263823.16	4	Metal Waste	2/5/07	scrap
A/23	23 - 078	6352058.27	2263860.27	1	Metal Waste	2/5/07	washer

Area/Grid	TargetID	Easting	Northing	Depth (in)	Target_type	Date	Description
A/24	24 - 002	6351776.01	2263702.55	0	Metal Waste	1/18/07	wire
A/24	24 - 003	6351798.91	2263701.29	0	Metal Waste	1/18/07	wire
A/24	24 - 004	6351869.50	2263696.59	0	Metal Waste	1/18/07	wire
A/24	24 - 005	6351908.71	2263690.31	6	Metal Waste	1/18/07	scrap
A/24	24 - 006	6351831.85	2263739.88	3	Metal Waste	1/18/07	wire
A/24	24 - 007	6351780.41	2263755.56	3	Metal Waste	1/18/07	wire
A/24	24 - 008	6351798.29	2263806.38	1	Metal Waste	1/18/07	bit
A/24	24 - 009	6351943.21	2263808.58	16	Metal Waste	1/18/07	wire
A/24	24 - 011qc	6351811.78	2263698.47		No Find	1/18/07	no find
A/24	24 - 014	6351787.62	2263712.27	6	Metal Waste	1/18/07	nail
A/24	24 - 019	6351764.41	2263739.56	2	Metal Waste	1/18/07	nail
A/24	24 - 021qc	6351792.33	2263784.11	2	Metal Waste	1/18/07	wire
A/24	24 - 032	6351921.88	2263824.26	6	Metal Waste	1/18/07	bolt
A/24	24 - 033	6351959.53	2263840.89	3	Metal Waste	1/18/07	hinge
A/24	24 - 035	6351892.08	2263873.83	4	Metal Waste	1/18/07	wire
A/24	24 - 036	6351875.46	2263836.50	0	Metal Waste	1/18/07	aluminum can
A/24	24 - 037	6351860.40	2263844.97	4	Metal Waste	1/18/07	steel plate
A/24	24 - 038	6351840.64	2263833.36	4	Metal Waste	1/18/07	bolt
A/24	24 - 040qc	6351849.73	2263847.48	6	Metal Waste	1/18/07	bolt
A/24	24 - 043	6351784.80	2263881.04	2	Metal Waste	1/18/07	nail

Area/Grid	TargetID	Easting	Northing	Depth (in)	Target_type	Date	Description
A/25	25 - 002	6351580.62	2263878.18	6	Metal Waste	10/15/07	scrap
A/25	25 - 003	6351585.63	2263863.57	4	Metal Waste	10/15/07	scrap
A/25	25 - 004	6351645.89	2263899.84	0	Metal Waste	10/15/07	wire
A/25	25 - 005qc	6351732.14	2263896.98	3	MC	10/15/07	27.5mm base
A/25	25 - 008	6351689.69	2263848.45	8	Metal Waste	10/15/07	scrap
A/25	25 - 009	6351694.01	2263848.57	0	No Find	10/15/07	no find
A/25	25 - 011	6351693.46	2263825.64	2	Metal Waste	10/15/07	nail
A/25	25 - 012	6351652.77	2263829.41	4	Metal Waste	10/15/07	nail
A/25	25 - 013	6351645.95	2263832.14	12	Metal Waste	10/15/07	bolt
A/25	25 - 015qc	6351633.49	2263853.07	6	Metal Waste	10/15/07	nail
A/25	25 - 016	6351623.45	2263830.87	4	Metal Waste	10/15/07	bolt
A/25	25 - 017	6351591.58	2263838.77	6	Metal Waste	10/15/07	nail
A/25	25 - 018	6351559.22	2263776.19	8	Metal Waste	10/15/07	steel plate
A/25	25 - 021	6351602.53	2263773.82	8	Metal Waste	10/15/07	steel plate
A/25	25 - 023	6351598.45	2263806.54	6	Metal Waste	10/15/07	steel plate
A/25	25 - 024	6351608.97	2263812.62	3	Metal Waste	10/15/07	horse shoe
A/25	25 - 025	6351703.49	2263779.05	2	Metal Waste	10/15/07	nail
A/25	25 - 026	6351749.35	2263779.17	1	Metal Waste	10/15/07	nail
A/25	25 - 027	6351754.40	2263780.20	2	Metal Waste	10/15/07	wire
A/25	25 - 029	6351714.68	2263753.68	2	Metal Waste	10/15/07	nail
A/25	25 - 030	6351712.43	2263737.20	6	Metal Waste	10/15/07	chain link
A/25	25 - 031qc	6351706.59	2263741.95	1	Metal Waste	10/15/07	nail
A/25	25 - 036	6351648.57	2263747.84	0	Metal Waste	10/15/07	wire
A/25	25 - 037	6351585.44	2263768.95	6	Metal Waste	10/15/07	wire
A/25	25 - 038	6351595.29	2263738.42	8	Metal Waste	10/15/07	horse shoe
A/25	25 - 039	6351559.95	2263733.25	2	Metal Waste	10/15/07	steel plate
A/25	25 - 040qc	6351568.34	2263723.45	4	Metal Waste	10/15/07	bolt
A/25	25 - 043	6351641.82	2263722.66	1	Metal Waste	10/15/07	nail
A/25	25 - 048	6351685.06	2263708.31	2	MC	10/15/07	frag
A/25	25 - 049	6351691.81	2263709.10	10	Metal Waste	10/15/07	nail
A/25	25 - 052	6351703.31	2263720.11	1	Metal Waste	10/15/07	nail
A/25	25 - 055qc	6351728.49	2263711.66	3	Metal Waste	10/15/07	nail

Area/Grid	TargetID	Easting	Northing	Depth (in)	Target_type	Date	Description
A/26	26 - 002	6351512.32	2263903.45	6	MC	1/23/2007	Frag - not clear
A/26	26 - 003	6351507.82	2263900.16	1	MC	1/23/2007	Frag
A/26	26 - 004	6351516.22	2263901.79	8	MC	1/23/2007	Frag
A/26	26 - 005	6351519.96	2263900.13	10	Metal Waste	1/23/2007	wire
A/26	26 - 006	6351513.76	2263895.48		No Find	1/23/2007	
A/26	26 - 007	6351510.09	2263895.51	1	MC	1/23/2007	Frag
A/26	26 - 011	6351538.56	2263861.43	1	Metal Waste	1/23/2007	wire
A/26	26 - 012	6351556.94	2263852.51	1	Metal Waste	1/23/2007	wire
A/26	26 - 016	6351549.90	2263843.20	1	Metal Waste	1/23/2007	scrap
A/26	26 - 018	6351522.59	2263829.21	2	MC	1/22/2007	30mm (inert)
A/26	26 - 019	6351534.85	2263820.89	1	Metal Waste	1/22/2007	scrap
A/26	26 - 022	6351517.53	2263803.26	4	MC	1/22/2007	Alum Nose Cone
A/26	26 - 024	6351558.07	2263775.43	8	Metal Waste	1/23/2007	scrap
A/26	26 - 025	6351508.75	2263758.55	2	Metal Waste	1/22/2007	scrap
A/26	26 - 029qc	6351526.75	2263733.21	3	Metal Waste	1/22/2007	wire
A/26	26 - 031	6351508.37	2263728.37	4	QC Item	1/22/2007	QC 006
A/26	26 - 035qc	6351484.69	2263778.83	2	Metal Waste	1/22/2007	wire

Area/Grid	TargetID	Easting	Northing	Depth (in)	Target_type	Date	Description
A/29	29 - 001	6351492.36	2263899.14	8	Metal Waste	2/7/07	rebar
A/29	29 - 002	6351488.51	2263900.68	0	Metal Waste	2/7/07	scrap
A/29	29 - 003	6351490.82	2263908.95	1	MC	2/7/07	30mm partial
A/29	29 - 004	6351484.47	2263915.68	0	MC	2/7/07	30mm base
A/29	29 - 005	6351441.60	2263884.53	0	Metal Waste	2/7/07	22 shell case
A/29	29 - 006	6351428.91	2263934.71	2	Metal Waste	2/7/07	nails - not clear
A/29	29 - 007	6351425.45	2263935.48	1	Metal Waste	2/7/07	nails - not clear
A/29	29 - 008	6351504.08	2263908.47	8	Metal Waste	2/7/07	rebar - not clear
A/29	29 - 009	6351494.28	2263920.20	2	Metal Waste	2/7/07	scrap
A/29	29 - 011qc	6351511.77	2263911.35	1	Metal Waste	2/7/07	scrap
A/29	29 - 013	6351538.50	2263914.62	0	Metal Waste	2/7/07	wire
A/29	29 - 014	6351538.69	2263942.69	0	Metal Waste	2/7/07	wire
A/29	29 - 015	6351549.84	2263953.07		No Find	2/7/07	no find
A/29	29 - 016	6351518.12	2263956.53	1	MC	2/7/07	Frag
A/29	29 - 017	6351506.39	2263965.57	4	Metal Waste	2/7/07	scrap
A/29	29 - 018	6351505.05	2263968.84	6	Metal Waste	2/7/07	rebar - not clear
A/29	29 - 019	6351501.01	2263972.10	2	Metal Waste	2/7/07	rebar - not clear
A/29	29 - 020	6351498.12	2263973.84	2	Metal Waste	2/7/07	rebar - not clear
A/29	29 - 021	6351494.85	2263974.03	3	Metal Waste	2/7/07	concrete rebar - not clear
A/29	29 - 022	6351503.51	2263976.91	2	Metal Waste	2/7/07	rebar
A/29	29 - 023	6351506.58	2263977.10	2	Metal Waste	2/7/07	rebar
A/29	29 - 024	6351491.40	2263967.68	2	Metal Waste	2/7/07	bolt
A/29	29 - 025	6351489.86	2263975.18	1	Metal Waste	2/7/07	wire
A/29	29 - 026	6351488.32	2263983.83	1	Metal Waste	2/7/07	wire - not clear
A/29	29 - 027	6351478.71	2263974.80	1	Metal Waste	2/7/07	scrap - not clear
A/29	29 - 028	6351475.05	2263976.14	4	Metal Waste	2/7/07	wire
A/29	29 - 029	6351474.86	2263966.91	2	Metal Waste	2/7/07	bolt
A/29	29 - 030	6351466.59	2263970.95	1	Metal Waste	2/7/07	wire
A/29	29 - 031	6351483.32	2263998.06	0	Metal Waste	2/7/07	bolt
A/29	29 - 032	6351469.29	2263998.25	4	Metal Waste	2/7/07	bolt
A/29	29 - 033	6351461.79	2264009.21	13	QC Item	2/7/07	QA-005a
A/29	29 - 034	6351474.28	2264011.32	0	Metal Waste	2/7/07	wire
A/29	29 - 035	6351501.01	2263992.29	2	Metal Waste	2/7/07	wire
A/29	29 - 036	6351497.93	2263990.56	4	MC	2/7/07	Frag
A/29	29 - 037	6351505.24	2263988.45	3	Metal Waste	2/7/07	aluminum
A/29	29 - 038	6351515.81	2263983.83	3	MEC	2/7/07	30mm (HE)
A/29	29 - 039	6351541.19	2264021.70	2	Metal Waste	2/7/07	wire
A/29	29 - 040	6351542.53	2264025.93	3	Metal Waste	2/7/07	wire
A/29	29 - 041	6351538.69	2264040.93	2	Metal Waste	2/7/07	wire
A/29	29 - 042	6351517.16	2264039.59	3	Metal Waste	2/7/07	wire
A/29	29 - 043	6351502.55	2264060.16		No Find	2/7/07	no find

Area/Grid	TargetID	Easting	Northing	Depth (in)	Target_type	Date	Description
A/29	29 - 044	6351545.61	2264068.61	4	MC	2/7/07	30mm partial
A/29	29 - 045	6351562.14	2264091.88	2	Metal Waste	2/7/07	wire
A/29	29 - 050	6351507.74	2264068.61	3	Metal Waste	2/7/07	nail
A/29	29 - 052	6351542.15	2264089.38	10	Metal Waste	2/7/07	wire
A/29	29 - 061qc	6351488.70	2264022.66	1	Metal Waste	2/7/07	nail
A/29	29 - 065	6351537.73	2263992.48	1	Metal Waste	2/7/07	bolt
A/29	29 - 067	6351463.13	2264031.70	2	Metal Waste	2/7/07	wire
A/29	29 - 068	6351452.75	2264020.55	4	MC	2/7/07	Frag
A/29	29 - 071qc	6351498.12	2263960.95	4	Metal Waste	2/7/07	scrap
A/29	29 - 076	6351558.49	2263977.10	1	Metal Waste	2/7/07	nail
A/29	29 - 078	6351542.92	2263932.69	2	Metal Waste	2/7/07	wire
A/29	29 - 082	6351513.70	2263917.12	2	Metal Waste	2/7/07	wire - not clear
A/29	29 - 083	6351507.35	2263942.88	1	Metal Waste	2/7/07	nail
A/29	29 - 087	6351446.60	2263915.77	2	MC	2/7/07	Frag
A/29	29 - 089qc	6351426.80	2263904.82	1	Metal Waste	2/7/07	scrap
A/29	29 - 091	6351439.87	2263951.34	1	Metal Waste	2/7/07	scrap

Area/Grid	TargetID	Easting	Northing	Depth (in)	Target_type	Date	Description
A/30	30 - 002qc	6351598.12	2264093.82	0	No Find	1/23/07	no find
A/30	30 - 005	6351626.84	2264086.41	2	Metal Waste	1/23/07	wire
A/30	30 - 007	6351606.90	2264071.16	3	Metal Waste	1/23/07	wire
A/30	30 - 008	6351580.31	2264062.38	2	Metal Waste	1/23/07	nail
A/30	30 - 011	6351666.82	2264066.98	0	Metal Waste	1/23/07	wire
A/30	30 - 012	6351673.21	2264068.51	1	Metal Waste	1/23/07	wire
A/30	30 - 013	6351676.53	2264051.04	1	Metal Waste	1/23/07	scrap
A/30	30 - 016	6351742.16	2264084.54	2	Metal Waste	1/23/07	nail
A/30	30 - 017	6351702.70	2264056.58	0	Metal Waste	1/23/07	wire
A/30	30 - 018	6351751.96	2264083.60	10	Metal Waste	1/23/07	horse shoe
A/30	30 - 019	6351762.61	2264087.26	2	Metal Waste	1/23/07	pepsi can
A/30	30 - 021	6351766.79	2264084.02	8	Metal Waste	1/23/07	wire
A/30	30 - 023qc	6351692.30	2264036.47	2	Metal Waste	1/23/07	scrap
A/30	30 - 024qc	6351709.43	2264002.89	4	Metal Waste	1/23/07	aluminum
A/30	30 - 025	6351716.93	2263996.75	4	Metal Waste	1/23/07	scrap
A/30	30 - 026	6351642.36	2264019.76	2	Metal Waste	1/23/07	wire
A/30	30 - 030	6351567.61	2264021.30	2	Metal Waste	1/23/07	rebar
A/30	30 - 031	6351564.63	2264019.42	2	Metal Waste	1/23/07	wire
A/30	30 - 034	6351567.59	2263967.99	0	No Find	1/23/07	no find
A/30	30 - 038	6351647.34	2263974.57	4	Metal Waste	1/23/07	scrap
A/30	30 - 039	6351716.76	2263944.00	2	Metal Waste	1/23/07	wire
A/30	30 - 040	6351692.31	2263940.74	1	Metal Waste	1/23/07	wire
A/30	30 - 041	6351647.73	2263959.23	1	MC	1/23/07	30mm empty
A/30	30 - 042	6351622.68	2263956.19	1	Metal Waste	1/23/07	wire
A/30	30 - 045	6351563.97	2263949.13	2	MC	1/23/07	Alum nose piece
A/30	30 - 046	6351571.92	2263937.21	0	No Find	1/23/07	no find
A/30	30 - 047	6351569.82	2263931.70	6	Metal Waste	1/23/07	wire
A/30	30 - 049	6351604.20	2263918.73	6	Metal Waste	1/23/07	scrap
A/30	30 - 050	6351590.29	2263904.22	10	Metal Waste	1/23/07	bolt
A/30	30 - 052	6351626.21	2263930.98	8	Metal Waste	1/23/07	scrap
A/30	30 - 053	6351623.07	2263928.93	8	Metal Waste	1/23/07	scrap
A/30	30 - 054	6351645.97	2263899.53	0	No Find	1/23/07	no find
A/30	30 - 056	6351709.47	2263911.06	8	Metal Waste	1/23/07	scrap
A/30	30 - 058	6351734.25	2263923.64	1	MC	1/23/07	Alum Base piece
A/30	30 - 059	6351746.33	2263915.69	2	Metal Waste	1/23/07	wire

Area/Grid	TargetID	Easting	Northing	Depth (in)	Target_type	Date	Description
A/31	31 - 004qc	6351846.41	2263895.66	3	MC	1/24/07	Base piece
A/31	31 - 012qc	6351861.10	2263956.00	12	MC	1/25/07	Frag
A/31	31 - 025qc	6351928.31	2263942.24		No Find	1/24/07	no find
A/31	31 - 033	6351807.65	2263920.68	2	MC	1/24/07	Base piece
A/31	31 - 035	6351778.57	2263971.31	8	Metal Waste	1/24/07	horse shoe
A/31	31 - 036	6351882.35	2263989.45	0	Metal Waste	1/24/07	wire
A/31	31 - 037	6351902.05	2263936.93	2	Metal Waste	1/24/07	rebar
A/31	31 - 038	6351909.55	2263959.12	0	Metal Waste	1/24/07	wire
A/31	31 - 039	6351918.62	2263973.50	2	Metal Waste	1/24/07	wire
A/31	31 - 040	6351923.31	2263986.32	1	Metal Waste	1/24/07	steel plate
A/31	31 - 041	6351927.37	2264017.58	2	Metal Waste	1/24/07	wire
A/31	31 - 042	6351916.74	2264029.77	1	Metal Waste	1/24/07	steel plate
A/31	31 - 043	6351934.25	2264064.16		QC Item	1/24/07	QA 006A
A/31	31 - 044	6351948.94	2264087.91		MC	1/24/07	76mm Rocket (inert)
A/31	31 - 045	6351918.93	2264088.85	0	Metal Waste	1/24/07	wire
A/31	31 - 046	6351881.10	2264068.22	5	Metal Waste	1/24/07	spike
A/31	31 - 047	6351778.57	2264004.45	4	Metal Waste	1/24/07	bolt
A/31	31 - 051qc	6351908.30	2264021.80		No Find	1/24/07	no find
A/31	31 - 055qc	6351869.23	2264083.38	6	Metal Waste	1/24/07	steel plate
A/32	32 - 002	6351978.46	2263888.35	4	Metal Waste	2/6/07	scrap
A/32	32 - 010	6352016.70	2263912.10	4	Metal Waste	2/6/07	nail
A/32	32 - 012qc	6352024.78	2263924.91	0	No Find	2/6/07	no find
A/32	32 - 016	6352061.25	2263892.98	4	MC	2/6/07	alum nose cone
A/32	32 - 019	6352106.78	2263929.64	2	MC	2/6/07	30mm partial empty
A/32	32 - 020	6352142.66	2263897.71	2	Metal Waste	2/6/07	wire
A/32	32 - 021	6352143.06	2263948.77	1	Metal Waste	2/6/07	bolt
A/32	32 - 023	6352132.80	2263991.54	0	No Find	2/6/07	no find
A/32	32 - 024	6352130.24	2263994.10	0	No Find	2/6/07	no find
A/32	32 - 025	6352129.26	2263998.44	0	No Find	2/6/07	no find
A/32	32 - 026	6352125.91	2264001.59	0	No Find	2/6/07	no find
A/32	32 - 027	6352121.57	2264002.18	1	Metal Waste	2/6/07	wire
A/32	32 - 028	6352118.61	2264004.55	0	No Find	2/6/07	no find
A/32	32 - 029	6352115.26	2264006.91	4	Metal Waste	2/6/07	wire
A/32	32 - 030qc	6352101.27	2264018.74	6	Metal Waste	2/6/07	wire
A/32	32 - 036	6351986.79	2263939.25	10	Metal Waste	2/6/07	file
A/32	32 - 037	6351972.59	2263936.10	2	Metal Waste	2/6/07	pipe
A/32	32 - 038qc	6352031.34	2264057.53	1	Metal Waste	2/6/07	nail
A/32	32 - 040	6352157.89	2264058.71	4	QC Item	2/6/07	QC 007
A/32	32 - 041	6352160.65	2264057.92	4	QC Item	2/6/07	QC 007

Area/Grid	TargetID	Easting	Northing	Depth (in)	Target_type	Date	Description
A/33	33 - 003	6352002.12	2264163.46	6	Metal Waste	2/6/07	scrap
A/33	33 - 004	6351994.70	2264106.93	2	Metal Waste	2/6/07	nail
A/33	33 - 007qc	6352017.98	2264126.88	4	Metal Waste	2/6/07	nail
A/33	33 - 010	6352056.61	2264144.28	3	Metal Waste	2/6/07	nail
A/33	33 - 011	6352061.72	2264121.51	4	Metal Waste	2/6/07	horse shoe
A/33	33 - 012	6352055.84	2264101.55	6	Metal Waste	2/6/07	wire
A/33	33 - 014	6352024.37	2264090.81	12	Metal Waste	2/6/07	nail
A/33	33 - 015	6351999.56	2264086.20	1	Metal Waste	2/6/07	nail
A/33	33 - 016	6352072.21	2264099.25		No Find	2/6/07	no find
A/33	33 - 020	6352153.31	2264151.18	0	Metal Waste	2/6/07	nail
A/33	33 - 021	6352151.26	2264158.86	0	Metal Waste	2/6/07	nail
A/33	33 - 022	6352089.35	2264172.68	0	Metal Waste	2/6/07	nail

Area/Grid	TargetID	Easting	Northing	Depth (in)	Target_type	Date	Description
A/34	34 - 002	6351789.95	2264115.11	8	QC Item	2/6/07	QC 008
A/34	34 - 003	6351828.25	2264120.27	24	Metal Waste	2/6/07	fence post - not cleared
A/34	34 - 004	6351832.96	2264137.73	0	Metal Waste	2/6/07	wire
A/34	34 - 005	6351798.91	2264141.77	0	Metal Waste	2/6/07	wire
A/34	34 - 006	6351855.35	2264133.25	2	Metal Waste	2/6/07	wire
A/34	34 - 007	6351828.25	2264145.57	6	Metal Waste	2/6/07	nail
A/34	34 - 008	6351825.34	2264163.49	8	Metal Waste	2/6/07	chain
A/34	34 - 009	6351824.00	2264166.63	8	Metal Waste	2/6/07	chain
A/34	34 - 010	6351811.01	2264169.76	4	Metal Waste	2/6/07	wire
A/34	34 - 011	6351781.89	2264226.43	3	Metal Waste	2/6/07	nail
A/34	34 - 012	6351778.76	2264227.10	12	Metal Waste	2/6/07	nail
A/34	34 - 013qc	6351782.79	2264241.66	2	Metal Waste	2/6/07	wire
A/34	34 - 019qc	6351818.17	2264232.70	2	Metal Waste	2/6/07	wire
A/34	34 - 022	6351841.47	2264233.59	3	Metal Waste	2/6/07	wire
A/34	34 - 023	6351855.80	2264227.32	4	Metal Waste	2/6/07	wire
A/34	34 - 025qc	6351828.25	2264214.55	6	Metal Waste	2/6/07	wire
A/34	34 - 027qc	6351845.95	2264211.42		No Find	2/6/07	no find
A/34	34 - 030	6351857.59	2264199.55	4	Metal Waste	2/6/07	wire
A/34	34 - 045	6351953.67	2264182.98	1	Metal Waste	2/6/07	nail
A/34	34 - 047	6351948.97	2264162.59	1	Metal Waste	2/6/07	wire
A/34	34 - 049	6351935.31	2264147.14	1	Metal Waste	2/6/07	wire
A/34	34 - 050	6351929.26	2264146.69	1	Metal Waste	2/6/07	wire
A/34	34 - 051	6351917.39	2264147.14	1	Metal Waste	2/6/07	wire
A/34	34 - 053	6351954.34	2264122.95	0	Metal Waste	2/6/07	nail
A/34	34 - 055	6351917.17	2264110.86	1	Metal Waste	2/6/07	alum can
A/34	34 - 056	6351910.67	2264102.35	1	Metal Waste	2/6/07	wire
A/34	34 - 057	6351902.83	2264102.35	1	Metal Waste	2/6/07	wire
A/34	34 - 058	6351889.84	2264103.91	1	Metal Waste	2/6/07	wire
A/34	34 - 068qc	6351844.60	2264125.86		No Find	2/6/07	no find
A/34	34 - 075	6351844.83	2264170.43	6	Metal Waste	2/6/07	wire
A/34	34 - 083qc	6351790.85	2264153.64	8	Metal Waste	2/6/07	scrap

Area/Grid	TargetID	Easting	Northing	Depth (in)	Target_type	Date	Description
A/35	35 - 003	6351575.39	2264151.81	1	MC	2/6/07	Frag
A/35	35 - 004	6351620.16	2264121.84	2	Metal Waste	2/6/07	wire
A/35	35 - 005	6351640.27	2264128.66	4	Metal Waste	2/6/07	wire
A/35	35 - 006	6351632.68	2264176.47	3	Metal Waste	2/6/07	alum
A/35	35 - 007	6351637.23	2264175.34	4	Metal Waste	2/6/07	horse shoe
A/35	35 - 008	6351641.79	2264169.64	1	Metal Waste	2/6/07	wire
A/35	35 - 009	6351662.28	2264161.30	1	Metal Waste	2/6/07	wire
A/35	35 - 010	6351681.63	2264187.48	1	Metal Waste	2/6/07	wire
A/35	35 - 011	6351727.54	2264204.17		No Find	2/6/07	no find
A/35	35 - 012	6351759.03	2264196.96	0	Metal Waste	2/6/07	wire
A/35	35 - 013	6351762.83	2264227.32	3	Metal Waste	2/6/07	washer
A/35	35 - 014	6351750.69	2264223.90	2	Metal Waste	2/6/07	wire
A/35	35 - 015	6351724.88	2264239.08	13	Metal Waste	2/6/07	scrap
A/35	35 - 016	6351619.40	2264224.66	1	Metal Waste	2/6/07	wire
A/35	35 - 017	6351608.02	2264279.30	1	Metal Waste	2/6/07	nail
A/35	35 - 018	6351618.26	2264275.89	1	Metal Waste	2/6/07	nail
A/35	35 - 019	6351637.23	2264278.54	1	Metal Waste	2/6/07	wire
A/35	35 - 020	6351649.76	2264291.06	2	Metal Waste	2/6/07	wire
A/35	35 - 021	6351647.48	2264226.18	2	Metal Waste	2/6/07	wire
A/35	35 - 022	6351649.76	2264205.69	2	Metal Waste	2/6/07	wire
A/35	35 - 023	6351589.05	2264232.63	1	Metal Waste	2/6/07	wire
A/35	35 - 024	6351737.78	2264261.85	2	Metal Waste	2/6/07	nail
A/35	35 - 025	6351581.46	2264120.70	0	Metal Waste	2/6/07	wire
A/35	35 - 028qc	6351733.99	2264269.05	10	Metal Waste	2/6/07	wire
A/35	35 - 034	6351666.07	2264212.14	2	Metal Waste	2/6/07	wire
A/35	35 - 035	6351688.84	2264204.93	2	Metal Waste	2/6/07	scrap
A/35	35 - 036	6351689.22	2264177.61	0	Metal Waste	2/6/07	wire
A/35	35 - 037	6351726.40	2264180.27	8	Metal Waste	2/6/07	bolt
A/35	35 - 047qc	6351603.84	2264134.36	1	Metal Waste	2/6/07	wire
A/35	35 - 052	6351625.47	2264101.35	2	Metal Waste	2/6/07	wire
A/35	35 - 064	6351730.95	2264129.05	4	Metal Waste	2/6/07	nail
A/35	35 - 066	6351749.55	2264131.32	2	MC	2/6/07	Alum nose cone

Area/Grid	TargetID	Easting	Northing	Depth (in)	Target_type	Date	Description
A/36	36 - 003	6351507.66	2264291.91	6	Metal Waste	1/24/07	wire
A/36	36 - 006	6351530.78	2264275.22	3	Metal Waste	1/24/07	nail
A/36	36 - 008	6351557.87	2264293.29	0	Metal Waste	1/24/07	wire
A/36	36 - 013	6351551.20	2264265.55	0	Metal Waste	1/24/07	nail
A/36	36 - 015	6351527.63	2264259.12	6	Metal Waste	1/24/07	wire
A/36	36 - 016	6351510.45	2264264.82	1	Metal Waste	1/24/07	nail
A/36	36 - 018	6351506.48	2264261.13	3	Metal Waste	1/24/07	wire
A/36	36 - 019	6351502.01	2264267.96	2	Metal Waste	1/24/07	nail
A/36	36 - 022qc	6351494.94	2264258.68	4	Metal Waste	1/24/07	wire - not clear
A/36	36 - 023qc	6351489.54	2264252.79	6	Metal Waste	1/24/07	wire - not clear
A/36	36 - 026qc	6351507.36	2264239.14	2	Metal Waste	1/24/07	wire
A/36	36 - 027qc	6351493.22	2264240.03	4	Metal Waste	1/24/07	wire
A/36	36 - 028	6351487.58	2264241.89	3	Metal Waste	1/24/07	nail
A/36	36 - 031	6351517.38	2264214.16	0	Metal Waste	1/24/07	wire
A/36	36 - 032	6351515.21	2264207.48	2	Metal Waste	1/24/07	pipe
A/36	36 - 034	6351526.60	2264200.86	0	Metal Waste	1/24/07	wire
A/36	36 - 036	6351565.82	2264198.84	1	Metal Waste	1/24/07	wire
A/36	36 - 037	6351556.50	2264171.01	0	Metal Waste	1/24/07	wire
A/36	36 - 038	6351549.04	2264161.14	6	Metal Waste	1/24/07	steel plate
A/36	36 - 046	6351483.11	2264129.14	6	Metal Waste	1/24/07	wire
A/36	36 - 051	6351567.59	2264128.30	10	Metal Waste	1/24/07	bolt
A/36	36 - 052	6351560.33	2264123.25	1	Metal Waste	1/24/07	scrap
A/36	36 - 054	6351536.13	2264115.98	3	Metal Waste	1/24/07	wire
A/36	36 - 055	6351482.03	2264108.18	8	Metal Waste	1/24/07	scrap
A/36	36 - 058	6351511.44	2264206.81	0	No Find	1/24/07	no find

Area/Grid	TargetID	Easting	Northing	Depth (in)	Target_type	Date	Description
A/37	37 - 003	6351545.61	2264485.59	8	Metal Waste	1/25/07	bolt
A/37	37 - 005qc	6351504.88	2264476.14	1	Metal Waste	1/25/07	nail
A/37	37 - 010	6351584.24	2264460.07	3	Metal Waste	1/25/07	aluminum
A/37	37 - 011	6351572.85	2264438.14	1	MC	1/25/07	Frag
A/37	37 - 012	6351511.12	2264420.81	1	Metal Waste	1/25/07	bolt
A/37	37 - 013	6351510.03	2264393.03	1	Metal Waste	1/25/07	wire
A/37	37 - 014	6351515.57	2264387.41	1	Metal Waste	1/25/07	wire
A/37	37 - 015	6351498.27	2264412.07	1	MC	1/25/07	Frag
A/37	37 - 016	6351511.20	2264378.91	0	Metal Waste	1/25/07	wire
A/37	37 - 018	6351528.99	2264348.79	1	Metal Waste	1/25/07	wire
A/37	37 - 021	6351556.31	2264376.18	6	Metal Waste	1/25/07	bolt
A/37	37 - 022	6351564.89	2264344.80	1	Metal Waste	1/25/07	spike
A/37	37 - 023qc	6351530.47	2264342.07	2	Metal Waste	1/25/07	wire
A/37	37 - 025	6351575.35	2264364.24	8	Metal Waste	1/25/07	scrap
A/37	37 - 026	6351575.19	2264347.14	2	MC	1/25/07	30mm base
A/37	37 - 030	6351553.18	2264305.32	3	Metal Waste	1/25/07	wire
A/37	37 - 032	6351553.03	2264328.03	2	Metal Waste	1/25/07	scrap

Area/Grid	TargetID	Easting	Northing	Depth (in)	Target_type	Date	Description
A/38	38 - 001	6351753.34	2264320.66	10	Metal Waste	2/8/07	scrap
A/38	38 - 002	6351711.22	2264319.14	0	Metal Waste	2/8/07	scrap
A/38	38 - 003	6351664.17	2264305.48	0	Metal Waste	2/8/07	wire
A/38	38 - 004	6351618.64	2264302.82	2	MC	2/8/07	30mm base
A/38	38 - 005	6351676.32	2264325.59	2	Metal Waste	2/8/07	scrap
A/38	38 - 007	6351616.74	2264345.32	13	QC Item	2/8/07	qa 007a
A/38	38 - 008	6351644.44	2264343.43	1	MC	2/8/07	frag
A/38	38 - 009	6351635.72	2264367.71	4	Metal Waste	2/8/07	rebar
A/38	38 - 010	6351650.89	2264368.85	8	Metal Waste	2/8/07	beer cans
A/38	38 - 011	6351644.82	2264377.57	2	MC	2/8/07	frag
A/38	38 - 012	6351649.76	2264393.89	2	Metal Waste	2/8/07	spark plug
A/38	38 - 013	6351713.12	2264347.22	6	Metal Waste	2/8/07	scrap
A/38	38 - 014	6351718.81	2264347.98	4	Metal Waste	2/8/07	scrap
A/38	38 - 015	6351719.95	2264352.91	18	Metal Waste	2/8/07	scrap - not clear
A/38	38 - 016	6351724.13	2264355.19	2	Metal Waste	2/8/07	scrap
A/38	38 - 017	6351724.88	2264351.39	4	Metal Waste	2/8/07	wire
A/38	38 - 018	6351722.61	2264349.50	8	Metal Waste	2/8/07	scrap
A/38	38 - 019	6351742.34	2264362.02	12	Metal Waste	2/8/07	rail road spike
A/38	38 - 020	6351765.86	2264347.60	10	Metal Waste	2/8/07	nail
A/38	38 - 021	6351744.61	2264415.14	2	Metal Waste	2/8/07	scrap
A/38	38 - 022	6351730.95	2264411.34	4	MC	2/8/07	30mm partial
A/38	38 - 023	6351716.16	2264390.85	4	Metal Waste	2/8/07	wire
A/38	38 - 024	6351714.26	2264413.62	8	Metal Waste	2/8/07	scrap
A/38	38 - 025	6351694.91	2264403.38	2	Metal Waste	2/8/07	scrap
A/38	38 - 026	6351652.03	2264423.48	3	Metal Waste	2/8/07	spark plug
A/38	38 - 027	6351647.86	2264455.73	0	Metal Waste	2/8/07	wire
A/38	38 - 028	6351767.38	2264436.77	2	Metal Waste	2/8/07	scrap
A/38	38 - 029	6351771.93	2264477.74	0	Metal Waste	2/8/07	wire
A/38	38 - 030	6351721.09	2264489.13	0	Metal Waste	2/8/07	wire
A/38	38 - 031	6351614.47	2264495.95	6	MC	2/8/07	Alum nose cone
A/38	38 - 035qc	6351618.97	2264454.27	8	Metal Waste	2/8/07	nail
A/38	38 - 039	6351600.85	2264385.77	2	Metal Waste	2/8/07	aluminum can
A/38	38 - 041	6351655.85	2264406.52	6	Metal Waste	2/8/07	spark plug
A/38	38 - 045	6351737.53	2264437.14	4	Metal Waste	2/8/07	wire
A/38	38 - 059qc	6351761.90	2264473.70	2	Metal Waste	2/8/07	nail
A/38	38 - 075qc	6351625.22	2264326.82	1	Metal Waste	2/8/07	wire
A/39	39 - 003	6351797.93	2264460.17	0	Metal Waste	1/24/07	wire
A/39	39 - 004qc	6351787.56	2264463.80	6	Metal Waste	1/24/07	nail
A/39	39 - 005	6351784.50	2264410.18	12	Metal Waste	1/24/07	aluminum can

Area/Grid	TargetID	Easting	Northing	Depth (in)	Target_type	Date	Description
A/40	40 - 003qc	6351814.80	2264691.25	6	MC	1/24/07	Frag
A/41	41 - 005	6351637.54	2264650.30	0	Metal Waste	1/25/07	wire
A/41	41 - 006	6351715.22	2264698.16	0	Metal Waste	1/25/07	nail
A/41	41 - 008	6351722.20	2264687.58	2	MC	1/25/07	30mm base
A/41	41 - 011	6351688.84	2264650.30	8	MC	1/25/07	alum base
A/41	41 - 014	6351758.67	2264648.94	6	Metal Waste	1/25/07	nail
A/41	41 - 015qc	6351765.01	2264644.53	2	Metal Waste	1/25/07	scrap
A/41	41 - 018	6351754.34	2264623.77	0	Metal Waste	1/25/07	wire
A/41	41 - 019	6351759.56	2264620.96	1	Metal Waste	1/25/07	nail
A/41	41 - 022	6351758.11	2264603.16	2	Metal Waste	1/25/07	wire
A/41	41 - 023	6351747.37	2264603.80	4	Metal Waste	1/25/07	nail
A/41	41 - 024	6351745.20	2264600.44	6	Metal Waste	1/25/07	wire
A/41	41 - 025qc	6351747.69	2264588.25	0	Metal Waste	1/25/07	nail
A/41	41 - 028	6351701.75	2264618.95	4	MC	1/25/07	30mm empty (no nose fuze)
A/41	41 - 031	6351658.06	2264639.24	6	Metal Waste	1/25/07	nail
A/41	41 - 034	6351590.88	2264562.68	1	Metal Waste	1/25/07	scrap
A/41	41 - 035	6351608.51	2264575.10	10	Metal Waste	1/25/07	nail
A/41	41 - 037	6351613.89	2264526.36	6	QC Item	1/25/07	QC-009
A/41	41 - 039	6351706.80	2264546.00	0	Metal Waste	1/25/07	wire
A/41	41 - 040	6351710.65	2264547.12	0	Metal Waste	1/25/07	wire
A/41	41 - 041qc	6351735.42	2264568.21		No Find	1/25/07	no find
A/41	41 - 048	6351751.38	2264510.00	3	Metal Waste	1/25/07	nail
A/41	41 - 049	6351741.20	2264507.76	2	Metal Waste	1/25/07	scrap
A/41	41 - 051	6351672.17	2264519.22	2	Metal Waste	1/25/07	wire
A/41	41 - 052	6351668.80	2264517.70	0	Metal Waste	1/25/07	wire
A/41	41 - 057qc	6351708.65	2264664.93	3	MC	1/25/07	Frag

Area/Grid	TargetID	Easting	Northing	Depth (in)	Target_type	Date	Description
A/42	42 - 003	6351562.38	2264532.26	6	Metal Waste	2/1/07	bolt
A/42	42 - 004	6351485.10	2264528.52	0	Metal Waste	2/1/07	wire
A/42	42 - 005	6351447.40	2264596.17	3	Metal Waste	2/1/07	nail
A/42	42 - 006	6351435.90	2264597.77	0	Metal Waste	2/1/07	wire
A/42	42 - 007	6351432.16	2264596.70	0	Metal Waste	2/1/07	wire
A/42	42 - 008	6351432.96	2264587.08	6	Metal Waste	2/1/07	nail
A/42	42 - 009	6351434.30	2264600.71	0	Metal Waste	2/1/07	wire
A/42	42 - 010	6351421.19	2264611.95	3	Metal Waste	2/1/07	wire
A/42	42 - 011	6351423.87	2264635.75	2	Metal Waste	2/1/07	scrap
A/42	42 - 012	6351422.26	2264615.42		No Find	2/1/07	no find
A/42	42 - 013	6351398.20	2264675.86	1	MC	2/1/07	alum nose cone
A/42	42 - 014	6351385.63	2264684.41	3	MC	2/1/07	30mm (inert)
A/42	42 - 015	6351480.29	2264633.34	0	Metal Waste	2/2/07	scrap
A/42	42 - 016	6351479.75	2264641.63	3	Metal Waste	2/2/07	nail
A/42	42 - 017	6351482.43	2264647.78	4	Metal Waste	2/2/07	wire
A/42	42 - 018	6351451.14	2264641.09	4	MC	2/2/07	alum nose cone
A/42	42 - 019	6351453.82	2264650.45	4	Metal Waste	2/2/07	welding rod
A/42	42 - 020	6351496.60	2264659.28	1	MC	2/2/07	30mm partial
A/42	42 - 021	6351518.80	2264674.25	1	MC	2/2/07	30mm (inert)
A/42	42 - 022	6351431.89	2264668.10	1	Metal Waste	2/2/07	nail
A/42	42 - 023	6351431.35	2264676.93	1	Metal Waste	2/2/07	nail
A/42	42 - 024	6351444.99	2264680.40	2	Metal Waste	2/2/07	nail
A/42	42 - 025	6351452.48	2264688.16	0	Metal Waste	2/1/07	scrap
A/42	42 - 026	6351432.69	2264693.24	0	MC	2/1/07	Frag
A/42	42 - 027	6351426.27	2264694.57	0	Metal Waste	2/1/07	wire
A/42	42 - 028	6351448.42	2264697.16	2	MC	2/2/07	30mm non ferris partial
A/42	42 - 029	6351452.73	2264703.79	2	Metal Waste	2/2/07	nail
A/42	42 - 030	6351455.05	2264697.16	3	Metal Waste	2/2/07	pipe
A/42	42 - 031	6351452.06	2264697.49	1	Metal Waste	2/2/07	scrap
A/42	42 - 032	6351457.70	2264697.16	3	Metal Waste	2/2/07	aluminum wire
A/42	42 - 033	6351547.14	2264696.50	2	Metal Waste	2/2/07	nail
A/42	42 - 034	6351538.19	2264690.87	1	Metal Waste	2/2/07	nail
A/42	42 - 035	6351558.73	2264671.99	1	MC	2/2/07	30mm base fuze
A/42	42 - 036	6351568.67	2264647.47	0	MC	2/1/07	30mm base
A/42	42 - 049qc	6351435.83	2264649.46	3	Metal Waste	2/2/07	bolt
A/42	42 - 058qc	6351438.48	2264680.60	2	MC	2/2/07	Frag

Area/Grid	TargetID	Easting	Northing	Depth (in)	Target_type	Date	Description
A/45	45 - 003	6351518.12	2264712.16	1	Metal Waste	2/8/07	bolt
A/45	45 - 004	6351509.39	2264717.86	2	Metal Waste	2/8/07	bolt
A/45	45 - 005	6351470.13	2264734.64	6	Metal Waste	2/8/07	bolt
A/45	45 - 006	6351468.45	2264729.94	12	Metal Waste	2/8/07	beer cans
A/45	45 - 007	6351464.42	2264733.30	10	Metal Waste	2/8/07	nail
A/45	45 - 008	6351462.41	2264727.26	2	Metal Waste	2/8/07	scrap
A/45	45 - 009	6351459.05	2264729.61	7	Metal Waste	2/8/07	Penetrator
A/45	45 - 010	6351455.02	2264726.59	1	Metal Waste	2/8/07	nail
A/45	45 - 011	6351454.02	2264732.29	1	MC	2/8/07	Aluminum nose cone
A/45	45 - 012	6351445.96	2264737.33	2	MC	2/8/07	Frag & base partial & penetrator
A/45	45 - 013	6351440.93	2264739.00	4	MC	2/9/07	Penetrator & non-ferrous
A/45	45 - 014	6351442.94	2264734.64	8	MC	2/8/07	Penetrator & base partial
A/45	45 - 015	6351437.91	2264731.96	2	MC	2/9/07	Penetrator
A/45	45 - 016	6351433.54	2264736.32	3	Metal Waste	2/9/07	nail
A/45	45 - 017	6351430.19	2264725.91	1	Metal Waste	2/9/07	nail
A/45	45 - 018	6351408.71	2264729.94	1	Metal Waste	2/9/07	beer cans
A/45	45 - 019	6351402.33	2264713.84	1	MC	2/9/07	Aluminum nose cone
A/45	45 - 020	6351386.56	2264724.57	0	Metal Waste	2/9/07	nail
A/45	45 - 021	6351457.04	2264745.72	4	Metal Waste	2/8/07	scrap
A/45	45 - 022	6351452.67	2264749.07	4	MC	2/8/07	30mm non-ferrous partial & frag
A/45	45 - 023	6351449.65	2264751.09	6	MC	2/8/07	Frag
A/45	45 - 024	6351451.67	2264755.11	4	MC	2/8/07	Frag
A/45	45 - 025	6351454.02	2264752.09	3	Metal Waste	2/8/07	pipe
A/45	45 - 026	6351443.61	2264749.75	4	MC	2/8/07	30mm non-ferrous partial
A/45	45 - 027	6351445.29	2264756.12	1	MC	2/8/07	30mm (inert) & frag & 2ea base partial & alum nose cone
A/45	45 - 028	6351440.26	2264760.48	4	MC	2/8/07	30mm non-ferrous partial
A/45	45 - 029	6351437.23	2264764.51	3	MC	2/8/07	30mm non-ferrous partial
A/45	45 - 030	6351456.70	2264765.52	6	Metal Waste	2/8/07	scrap
A/45	45 - 031	6351472.47	2264781.63	0	Metal Waste	2/8/07	wire
A/45	45 - 032	6351409.71	2264774.25	3	Metal Waste	2/9/07	nail
A/45	45 - 033	6351541.28	2264806.46	4	Metal Waste	2/8/07	file
A/45	45 - 034	6351556.71	2264769.21	1	Metal Waste	2/8/07	scrap
A/45	45 - 035	6351355.01	2264797.40	3	Metal Waste	2/9/07	spike
A/45	45 - 036	6351359.04	2264826.60	4	Metal Waste	2/9/07	scrap
A/45	45 - 037	6351417.10	2264864.19	5	Metal Waste	2/9/07	scrap
A/45	45 - 038	6351577.19	2264827.61	2	Metal Waste	2/8/07	wire
A/45	45 - 039	6351578.87	2264846.07	1	Metal Waste	2/8/07	wire
A/45	45 - 040	6351563.09	2264861.84	0	Metal Waste	2/8/07	wire
A/45	45 - 042	6351509.73	2264904.80	4	Metal Waste	2/8/07	wire
A/45	45 - 044	6351386.22	2264847.75	8	MC	2/9/07	Frag

Area/Grid	TargetID	Easting	Northing	Depth (in)	Target_type	Date	Description
A/45	45 - 054	6351415.75	2264774.92	2	Metal Waste	2/9/07	nail
A/45	45 - 056qc	6351412.06	2264757.46	1	Metal Waste	2/9/07	cotter pin
A/45	45 - 065	6351522.15	2264734.64	3	Metal Waste	2/8/07	wire
A/45	45 - 066qc	6351535.57	2264746.72	3	MC	2/8/07	Aluminum nose cone
A/45	45 - 073qc	6351431.19	2264711.82	0	MC	2/9/07	Frag

Area/Grid	TargetID	Easting	Northing	Depth (in)	Target_type	Date	Description
A/46	46 - 002	6351629.35	2264898.67	12	Metal Waste	1/25/07	scrap
A/46	46 - 003	6351613.53	2264875.31	4	MC	1/25/07	Aluminum nose cone
A/46	46 - 004	6351642.65	2264857.35	3	Metal Waste	1/25/07	chisel
A/46	46 - 005qc	6351718.18	2264891.38	2	Metal Waste	1/25/07	wire
A/46	46 - 007	6351739.33	2264882.20	4	Metal Waste	1/25/07	nail
A/46	46 - 008	6351738.45	2264863.20	4	Metal Waste	1/25/07	nail
A/46	46 - 011qc	6351765.75	2264839.57	1	Metal Waste	1/25/07	wire
A/46	46 - 013	6351731.83	2264830.95	1	Metal Waste	1/25/07	nail
A/46	46 - 015	6351789.70	2264763.66	1	MC	1/26/07	Base piece
A/46	46 - 016	6351749.79	2264786.73	4	Metal Waste	1/26/07	scrap
A/46	46 - 017	6351752.74	2264771.00	4	Metal Waste	1/26/07	scrap
A/46	46 - 021	6351712.35	2264820.41	6	Metal Waste	1/26/07	wire
A/46	46 - 022	6351675.23	2264772.36	2	Metal Waste	1/26/07	nail
A/46	46 - 023	6351668.92	2264785.45	1	Metal Waste	1/26/07	scrap
A/46	46 - 024	6351661.26	2264804.61	0	Metal Waste	1/26/07	wire
A/46	46 - 026qc	6351628.93	2264801.25	0	Metal Waste	1/25/07	nail
A/46	46 - 027	6351601.71	2264780.66	8	Metal Waste	1/25/07	horse shoe
A/46	46 - 028	6351607.70	2264779.30	3	MC	1/25/07	Frag
A/46	46 - 029	6351595.64	2264755.35	11	QC Item	1/25/07	QC-011
A/46	46 - 030	6351639.95	2264748.97	2	Metal Waste	1/26/07	scrap
A/46	46 - 031	6351596.28	2264723.82	0	Metal Waste	1/25/07	wire
A/46	46 - 035	6351715.30	2264698.68	6	Metal Waste	1/26/07	scrap
A/46	46 - 036	6351714.03	2264749.13	1	Metal Waste	1/26/07	chain
A/46	46 - 037	6351733.50	2264731.41	3	MC	1/26/07	30mm with no base fuse (empty)
A/46	46 - 042	6351757.37	2264733.96	3	Metal Waste	1/26/07	nail
A/46	46 - 050	6351691.19	2264829.23	1	MC	1/26/07	Aluminum nose cone
A/46	46 - 051	6351656.39	2264837.21	3	Metal Waste	1/26/07	nail
A/46	46 - 052	6351790.52	2264848.23	4	MC	1/25/07	30mm with no base fuse (empty)

Area/Grid	TargetID	Easting	Northing	Depth (in)	Target_type	Date	Description
A/47	47 - 001	6351800.43	2264702.84	8	QC Item	1/26/07	QC 010
A/49	49 - 002	6351610.46	2264922.52	0	Metal Waste	2/5/07	wire
A/49	49 - 004	6351629.39	2264960.12	1	Metal Waste	2/5/07	fence post
A/49	49 - 006	6351656.74	2264954.07	4	Metal Waste	2/5/07	nails
A/49	49 - 007	6351684.34	2264965.64	6	Metal Waste	2/5/07	washer
A/49	49 - 008	6351709.85	2264957.23	6	Metal Waste	2/5/07	scrap
A/49	49 - 012q	6351674.35	2264954.60	4	Metal Waste	2/5/07	wire
A/49	49 - 020q	6351746.13	2264914.89	6	Metal Waste	2/5/07	nail
A/49	49 - 032	6351757.70	2264961.96	2	Metal Waste	2/5/07	Frag
A/49	49 - 033	6351762.17	2264972.21	0	Metal Waste	2/5/07	wire
A/49	49 - 037	6351758.49	2264988.52	6	Metal Waste	2/5/07	wire
A/49	49 - 038	6351715.37	2264993.25	2	MC	2/5/07	30mm partial empty
A/49	49 - 039	6351713.53	2265049.78	1	MC	2/5/07	Frag
A/49	49 - 040	6351693.28	2265050.57	3	MC	2/5/07	30mm (inert)
A/49	49 - 041	6351653.84	2265022.70	2	Metal Waste	2/5/07	nail
A/49	49 - 042	6351647.53	2265012.44	0	Metal Waste	2/5/07	wire
A/49	49 - 043	6351619.14	2265025.59	2	Metal Waste	2/5/07	scrap
A/49	49 - 044q	6351627.55	2265053.20	12	Metal Waste	2/5/07	nail
A/49	49 - 045	6351643.85	2265055.56	8	Metal Waste	2/5/07	bolt
A/49	49 - 046	6351694.86	2265020.07	2	MC	2/5/07	30mm base empty
A/49	49 - 058	6351747.54	2265083.96	1	Metal Waste	2/5/07	nail
A/49	49 - 061	6351651.80	2265085.43	3	MEC	2/5/07	30mm (HE)
A/49	49 - 068q	6351794.23	2265039.04		No Find	2/5/07	no find
A/49	49 - 074q	6351804.42	2265079.32		No Find	2/5/07	no find
A/49	49 - 075q	6351801.41	2265083.26		No Find	2/5/07	no find

Area/Grid	TargetID	Easting	Northing	Depth (in)	Target_type	Date	Description
A/50	50 - 001	6351510.46	2264904.87	1	Metal Waste	2/9/07	wire
A/50	50 - 003qc	6351452.64	2264936.89	4	Metal Waste	2/9/07	scrap
A/50	50 - 007	6351532.53	2264941.55	8	MC	2/9/07	Aluminum base fuze - empty
A/50	50 - 011qc	6351586.62	2264975.90	2	Metal Waste	2/9/07	bolt
A/50	50 - 013	6351561.44	2264994.55	1	Metal Waste	2/9/07	wire
A/50	50 - 014	6351512.64	2265020.66	9	MC	2/9/07	30mm partial
A/50	50 - 015	6351500.20	2265026.57	1	Metal Waste	2/9/07	scrap
A/50	50 - 020	6351561.75	2265058.89	2	MC	2/9/07	Frag
A/50	50 - 021	6351486.53	2265088.11	4	Metal Waste	2/9/07	scrap
A/50	50 - 023	6351507.35	2265099.93	11	Metal Waste	2/9/07	measuring cup
A/53	53 - 005qc	6351574.32	2265167.77	0	Metal Waste	1/26/07	bolt
A/53	53 - 007qc	6351582.64	2265190.91	0	Metal Waste	1/26/07	nail
A/53	53 - 012	6351514.24	2265212.24	11	QC Item	1/26/07	QA 009A
A/53	53 - 013	6351535.83	2265223.42	2	MC	1/26/07	27.5 partial
A/53	53 - 014	6351564.70	2265227.84	2	Metal Waste	1/26/07	scrap
A/53	53 - 020	6351607.35	2265285.58	0	Metal Waste	1/26/07	wire

Area/Grid	TargetID	Easting	Northing	Depth (in)	Target_type	Date	Description
A/54	54 - 002	6351609.43	2265126.42	0	Metal Waste	2/5/07	wire
A/54	54 - 003	6351620.35	2265129.02	4	MC	2/5/07	30mm partial empty
A/54	54 - 004	6351624.51	2265132.66	6	Metal Waste	2/5/07	bolt
A/54	54 - 005	6351623.47	2265137.08	1	Metal Waste	2/5/07	bolt
A/54	54 - 006	6351636.74	2265130.58	2	Metal Waste	2/5/07	gas cap
A/54	54 - 007	6351679.91	2265131.62	2	MC	2/5/07	Aluminum nose cone
A/54	54 - 008	6351691.87	2265104.05	8	Metal Waste	2/5/07	bolt
A/54	54 - 009qc	6351716.06	2265101.97	2	MC	2/5/07	non ferrous partial empty
A/54	54 - 010	6351756.89	2265111.34	4	Metal Waste	2/5/07	nail
A/54	54 - 011	6351748.82	2265127.46	4	MC	2/5/07	30mm partial empty
A/54	54 - 012	6351736.08	2265157.11	1	Metal Waste	2/5/07	wire
A/54	54 - 014	6351664.82	2265160.75	2	MC	2/5/07	30mm partial empty
A/54	54 - 015	6351679.13	2265174.01	0	Metal Waste	2/5/07	bolt
A/54	54 - 016	6351705.39	2265188.57	0	Metal Waste	2/5/07	wire
A/54	54 - 017	6351711.38	2265191.43	4	Metal Waste	2/5/07	wire
A/54	54 - 024	6351750.91	2265142.80	6	Metal Waste	2/5/07	nail
A/54	54 - 033qc	6351744.92	2265176.09	1	Metal Waste	2/5/07	wire
A/54	54 - 034qc	6351727.76	2265187.01	10	Metal Waste	2/5/07	wire
A/54	54 - 050qc	6351754.29	2265244.23	0	Metal Waste	2/5/07	wire
A/54	54 - 054qc	6351750.91	2265250.73	0	Metal Waste	2/5/07	nail
A/54	54 - 061	6351725.68	2265231.48	0	Metal Waste	2/5/07	scrap
A/54	54 - 062	6351718.66	2265244.23	4	Metal Waste	2/5/07	nail
A/54	54 - 063	6351706.95	2265262.17	2	MC	2/5/07	Frag
A/54	54 - 064	6351700.97	2265219.00	2	MEC	2/5/07	30mm (HE)
A/54	54 - 065	6351729.58	2265276.48	0	Metal Waste	2/5/07	wire
A/54	54 - 066	6351723.86	2265283.76	1	MC	2/5/07	30mm partial empty
A/54	54 - 067	6351684.59	2265275.96	0	Metal Waste	2/5/07	wire
A/54	54 - 068	6351671.32	2265286.62	1	MC	2/5/07	Aluminum base - empty
A/54	54 - 078	6351679.13	2265298.58	1	MC	2/5/07	30mm partial empty
A/54	54 - 079	6351782.11	2265294.68	0	Metal Waste	2/5/07	corner nail
A/54	54 - 083qc	6351793.62	2265131.62		No Find	2/5/07	no find

Area/Grid	TargetID	Easting	Northing	Depth (in)	Target_type	Date	Description
A/56	56 - 002	6351624.10	2265320.87	2	QC Item	2/1/07	QC 012
A/56	56 - 003	6351671.03	2265310.97	2	Metal Waste	2/1/07	horse shoe
A/56	56 - 005	6351640.78	2265330.76	2	MC	2/1/07	30mm base
A/56	56 - 006qc	6351667.92	2265334.44	10	Metal Waste	2/1/07	nail
A/56	56 - 013	6351706.94	2265344.05	1	Metal Waste	2/1/07	scrap
A/56	56 - 014	6351786.96	2265327.93	0	Metal Waste	2/1/07	wire
A/56	56 - 015	6351796.29	2265316.63	2	Metal Waste	2/1/07	wire
A/56	56 - 016	6351799.68	2265334.44	10	Metal Waste	2/1/07	bolt
A/56	56 - 032	6351804.20	2265379.39	1	MC	2/1/07	30mm partial
A/56	56 - 033	6351793.18	2265420.39	1	MC	2/1/07	30mm (inert)
A/56	56 - 034	6351822.02	2265443.86	0	Metal Waste	2/1/07	wire
A/56	56 - 035	6351734.93	2265399.75	3	Metal Waste	2/1/07	nail
A/56	56 - 036	6351726.17	2265404.27	3	MC	2/1/07	30mm base
A/56	56 - 037	6351756.14	2265431.70	10	Metal Waste	2/1/07	scrap
A/56	56 - 038	6351751.05	2265439.34	0	Metal Waste	2/1/07	scrap
A/56	56 - 040qc	6351742.00	2265446.12	12	MC	2/1/07	Aluminum nose cone
A/56	56 - 043	6351673.58	2265407.67	2	Metal Waste	2/1/07	wire
A/56	56 - 044	6351674.71	2265449.80	4	Metal Waste	2/1/07	scrap
A/56	56 - 045	6351638.52	2265421.24	4	Metal Waste	2/1/07	wire
A/56	56 - 046	6351645.59	2265400.03	3	Metal Waste	2/1/07	wire
A/56	56 - 049qc	6351660.01	2265463.09	6	Metal Waste	2/1/07	nail
A/56	56 - 050qc	6351717.97	2265408.80	6	Metal Waste	2/1/07	nail
A/56	56 - 057	6351758.12	2265494.47	4	Metal Waste	2/1/07	nail
A/57	57 - 002	6351521.75	2265347.30	1	MC	1/26/07	30mm with out base
A/57	57 - 003	6351532.49	2265311.39	0	No Find	1/26/07	no find
A/57	57 - 004	6351580.84	2265315.64	2	MEC	1/26/07	30mm (HE)
A/57	57 - 007	6351597.52	2265337.55	4	MC	1/26/07	Aluminum nose cone
A/57	57 - 008	6351597.24	2265354.80	2	Metal Waste	1/26/07	scrap
A/57	57 - 009	6351602.61	2265352.25	6	MC	1/26/07	30mm with out base
A/57	57 - 010	6351603.46	2265373.17	4	Metal Waste	1/26/07	wire
A/57	57 - 014	6351451.34	2265406.54	8	Metal Waste	1/26/07	scrap
A/57	57 - 015	6351477.36	2265443.57	2	Metal Waste	1/26/07	wire
A/57	57 - 017qc	6351514.40	2265469.30	0	Metal Waste	1/26/07	wire
A/57	57 - 019	6351559.92	2265464.78	6	Metal Waste	1/26/07	nail
A/57	57 - 020	6351580.84	2265484.57	0	Metal Waste	1/26/07	wire

Area/Grid	TargetID	Easting	Northing	Depth (in)	Target_type	Date	Description
A/58	58 - 002	6351406.69	2265361.39	0	Metal Waste	2/9/07	wire
A/58	58 - 003	6351389.49	2265395.33	0	MC	2/9/07	30mm partial
A/58	58 - 004	6351376.01	2265410.67	0	Metal Waste	2/9/07	wire
A/58	58 - 005	6351370.43	2265412.07	10	Metal Waste	2/9/07	buckle
A/58	58 - 006qc	6351374.15	2265427.41	2	Metal Waste	2/9/07	wire
A/58	58 - 010	6351405.39	2265352.25	2	MC	2/9/07	30mm partial
A/60	60 - 001	6351234.55	2265623.28	12	QC Item	2/9/07	QA 010a
A/60	60 - 002	6351205.69	2265635.16	2	Metal Waste	2/9/07	bolt
A/60	60 - 003	6351178.11	2265639.41	3	Metal Waste	2/9/07	crecent wrench
A/60	60 - 004	6351179.39	2265619.47	1	Metal Waste	2/9/07	aluminum plate
A/60	60 - 005	6351170.90	2265610.55	4	Metal Waste	2/9/07	spike
A/60	60 - 006	6351195.09	2265591.88	2	Metal Waste	2/9/07	scrap
A/60	60 - 007	6351175.15	2265594.43	3	Metal Waste	2/9/07	wire
A/60	60 - 008	6351154.78	2265609.28	5	Metal Waste	2/9/07	spike
A/60	60 - 009qc	6351144.60	2265630.92	2	Metal Waste	2/9/07	nail
A/60	60 - 014	6351165.67	2265612.65	3	Metal Waste	2/9/07	nail
A/61	61 - 003	6351402.15	2265541.55	10	Metal Waste	1/29/07	horse shoe
A/61	61 - 004qc	6351394.51	2265545.79	6	MC	1/29/07	Aluminum nose cone
A/61	61 - 006	6351302.62	2265573.49	2	Metal Waste	1/29/07	scrap
A/61	61 - 011	6351349.84	2265630.33	2	Metal Waste	1/29/07	wire
A/61	61 - 012	6351319.02	2265665.10	0	Metal Waste	1/29/07	wire
A/61	61 - 017	6351314.22	2265682.35	1	Metal Waste	1/29/07	scrap
A/62	62 - 005qc	6351483.01	2265527.27		No Find	1/29/07	no find
A/62	62 - 014	6351566.70	2265507.47	6	Metal Waste	1/29/07	bolt
A/62	62 - 016	6351577.45	2265556.95	12	Metal Waste	1/29/07	scrap
A/62	62 - 017	6351576.60	2265568.55	4	MC	1/29/07	2.75mm piece
A/62	62 - 019qc	6351562.74	2265592.30	3	Metal Waste	1/29/07	wire
A/62	62 - 023qc	6351584.80	2265585.51	6	Metal Waste	1/29/07	scrap
A/62	62 - 027	6351614.77	2265621.13	4	Metal Waste	1/29/07	bolt
A/62	62 - 031	6351475.09	2265701.15	1	Metal Waste	1/29/07	scrap
A/62	62 - 033	6351467.74	2265667.23	6	Metal Waste	1/29/07	scrap
A/62	62 - 034	6351499.69	2265664.96	0	Metal Waste	1/29/07	scrap
A/62	62 - 037	6351466.90	2265629.62	3	Metal Waste	1/29/07	wire
A/62	62 - 039	6351430.42	2265613.50	8	Metal Waste	1/29/07	bolt

Area/Grid	TargetID	Easting	Northing	Depth (in)	Target_type	Date	Description
A/63	63 - 002	6351636.26	2265515.68	8	MC	1/29/07	30mm piece
A/63	63 - 003qc	6351645.59	2265525.85	0	Metal Waste	1/29/07	nail
A/63	63 - 004	6351729.56	2265522.74	4	MC	1/29/07	30mm nose gone, no filler
A/63	63 - 005	6351753.31	2265534.62	2	Metal Waste	1/29/07	wire
A/63	63 - 006	6351755.57	2265555.26	12	Metal Waste	1/29/07	horse shoe
A/63	63 - 007	6351764.90	2265570.80	4	Metal Waste	1/29/07	nail
A/63	63 - 008	6351761.79	2265569.68	1	Metal Waste	1/29/07	nail
A/63	63 - 009	6351797.14	2265525.57	2	MEC	1/29/07	30mm no fuse, HE filler
A/63	63 - 010	6351808.45	2265526.42	3	Metal Waste	1/29/07	chain
A/63	63 - 011	6351817.21	2265513.98	2	MC	1/29/07	30mm nose gone, no filler
A/63	63 - 012	6351806.75	2265508.89	0	MC	1/29/07	2.75mm piece
A/63	63 - 013	6351780.45	2265518.22	2	Metal Waste	1/29/07	nail
A/63	63 - 014	6351799.68	2265515.39	12	Metal Waste	1/29/07	scrap
A/63	63 - 020qc	6351752.46	2265548.19	4	Metal Waste	1/29/07	bolt
A/63	63 - 021qc	6351758.40	2265563.45	1	Metal Waste	1/29/07	wire
A/63	63 - 027	6351735.78	2265598.23	2	Metal Waste	1/29/07	nail
A/63	63 - 029	6351806.47	2265590.60	4	Metal Waste	1/29/07	scrap
A/63	63 - 030	6351675.84	2265602.20	2	MC	1/29/07	30mm nose gone, no filler
A/63	63 - 031	6351676.41	2265606.72	0	Metal Waste	1/29/07	wire
A/63	63 - 033	6351632.86	2265649.41	6	Metal Waste	1/29/07	chain
A/63	63 - 036	6351693.37	2265647.43	3	MEC	1/29/07	30mm (HE)
A/63	63 - 037	6351740.02	2265614.63	1	Metal Waste	1/29/07	nail
A/63	63 - 043	6351767.73	2265653.94	3	Metal Waste	1/29/07	nail
A/63	63 - 048	6351719.38	2265681.64	2	MC	1/29/07	30mm nose gone, no filler
A/63	63 - 049	6351738.61	2265687.58	4	Metal Waste	1/29/07	scrap
A/63	63 - 050	6351723.62	2265696.34	8	Metal Waste	1/29/07	scrap

Area/Grid	TargetID	Easting	Northing	Depth (in)	Target_type	Date	Description
A/64	64 - 003	6351695.41	2265878.32	10	Metal Waste	1/30/07	bolt
A/64	64 - 004	6351707.79	2265870.55	8	Metal Waste	1/30/07	scrap
A/64	64 - 006	6351730.57	2265888.17	4	MC	1/30/07	30mm non-ferrous w/penetrator
A/64	64 - 007	6351739.15	2265889.62	6	Metal Waste	1/30/07	scrap
A/64	64 - 008qc	6351745.21	2265886.55	8	Metal Waste	1/30/07	bolt
A/64	64 - 010	6351757.95	2265881.58	0	Metal Waste	1/30/07	scrap
A/64	64 - 013	6351772.41	2265865.31	0	Metal Waste	1/30/07	scrap
A/64	64 - 014	6351744.76	2265834.49	4	Metal Waste	1/30/07	screw driver
A/64	64 - 016	6351802.32	2265855.10	3	MC	1/30/07	Aluminum nose cone
A/64	64 - 018	6351780.81	2265796.63	0	Metal Waste	1/30/07	wire
A/64	64 - 019	6351737.98	2265790.21	4	Metal Waste	1/30/07	scrap
A/64	64 - 020	6351722.98	2265798.35	1	Metal Waste	1/30/07	bolt
A/64	64 - 021	6351712.85	2265829.88	3	MC	1/30/07	30mm non-ferrous
A/64	64 - 025	6351749.82	2265772.05	2	Metal Waste	1/30/07	nail
A/64	64 - 028	6351766.44	2265759.94	0	Metal Waste	1/30/07	scrap
A/64	64 - 029	6351774.76	2265766.18	6	MC	1/30/07	30mm no nose with filler
A/64	64 - 030	6351780.72	2265754.97	10	QC Item	1/30/07	QA 011A
A/64	64 - 031	6351793.73	2265763.65	10	Metal Waste	1/30/07	horse shoe
A/64	64 - 032	6351789.67	2265744.30	4	Metal Waste	1/30/07	nail
A/64	64 - 033	6351793.19	2265744.04	4	MC	1/30/07	30mm partial
A/64	64 - 034	6351782.71	2265728.59	3	Metal Waste	1/30/07	wire
A/64	64 - 035	6351779.09	2265727.32	3	Metal Waste	1/30/07	wire
A/64	64 - 036	6351747.10	2265716.74	4	Metal Waste	1/30/07	scrap
A/64	64 - 038	6351804.40	2265730.75	4	MC	1/30/07	30mm (inert)
A/64	64 - 041	6351724.51	2265698.04		No Find	1/30/07	no find
A/64	64 - 042	6351662.34	2265704.00	4	Metal Waste	1/30/07	scrap
A/64	64 - 044	6351628.00	2265702.92		No Find	1/30/07	no find

Area/Grid	TargetID	Easting	Northing	Depth (in)	Target_type	Date	Description
A/65	65 - 002	6351492.02	2265717.89	4	Metal Waste	1/30/07	bolt
A/65	65 - 003	6351511.37	2265743.13	4	MC	1/30/07	30mm with filler no nose
A/65	65 - 004	6351548.24	2265744.70	5	MC	1/30/07	30mm empty no nose
A/65	65 - 005	6351589.04	2265718.28	4	Metal Waste	1/30/07	nail
A/65	65 - 006	6351598.19	2265721.16	8	MC	1/30/07	30mm partial
A/65	65 - 007	6351600.02	2265709.66	12	Metal Waste	1/30/07	bolt
A/65	65 - 008	6351492.28	2265767.71	6	Metal Waste	1/30/07	scrap
A/65	65 - 009	6351476.33	2265793.34	4	Metal Waste	1/30/07	bolt
A/65	65 - 010	6351509.28	2265789.94	4	Metal Waste	1/30/07	scrap
A/65	65 - 011	6351529.15	2265804.59	4	Metal Waste	1/30/07	wire
A/65	65 - 012	6351538.04	2265814.78	4	MC	1/30/07	30mm (inert)
A/65	65 - 013	6351521.83	2265833.09	4	MC	1/30/07	30mm nonferris empty
A/65	65 - 014	6351516.34	2265832.30	4	Metal Waste	1/30/07	Screwdriver
A/65	65 - 015	6351539.61	2265835.18	4	Metal Waste	1/30/07	wire
A/65	65 - 016	6351516.86	2265820.02	4	Metal Waste	1/30/07	nail
A/65	65 - 017	6351498.56	2265823.67	4	Metal Waste	1/30/07	nail
A/65	65 - 019	6351481.56	2265826.81	3	Metal Waste	1/30/07	nail
A/65	65 - 020	6351474.50	2265826.55	6	Metal Waste	1/30/07	nail
A/65	65 - 021	6351475.54	2265875.45	8	Metal Waste	1/31/07	aluminum plate
A/65	65 - 022	6351476.85	2265873.88	8	Metal Waste	1/31/07	aluminum plate
A/65	65 - 023	6351478.68	2265872.58	6	Metal Waste	1/31/07	aluminum plate
A/65	65 - 024	6351477.37	2265869.44		No Find	1/31/07	no find
A/65	65 - 025	6351486.53	2265873.88	0	Metal Waste	1/31/07	scrap
A/65	65 - 026	6351581.19	2265862.90	3	MC	1/31/07	30mm nonferris with filler
A/65	65 - 027	6351517.91	2265890.88	6	MC	1/31/07	30mm (inert)
A/65	65 - 028	6351559.75	2265901.08	1	Metal Waste	1/31/07	nail
A/65	65 - 029	6351564.98	2265886.17	4	Metal Waste	1/31/07	scrap
A/65	65 - 042qc	6351588.25	2265861.07	10	Metal Waste	1/31/07	nut

Area/Grid	TargetID	Easting	Northing	Depth (in)	Target_type	Date	Description
A/66	66 - 003	6351393.01	2265718.60	8	MC	1/31/07	Frag
A/66	66 - 004	6351381.92	2265734.34	4	MC	1/31/07	Aluminum nose cone
A/66	66 - 005	6351260.44	2265744.40	4	Metal Waste	1/31/07	scrap
A/66	66 - 006	6351295.26	2265758.84	4	Metal Waste	1/31/07	bolt
A/66	66 - 007	6351321.05	2265796.75	3	Metal Waste	1/31/07	aluminum plate
A/66	66 - 008	6351321.05	2265801.13	1	Metal Waste	1/31/07	aluminum plate
A/66	66 - 009	6351324.92	2265799.84	1	Metal Waste	1/31/07	aluminum plate
A/66	66 - 010	6351288.30	2265830.80	2	Metal Waste	1/31/07	aluminum plate
A/66	66 - 011	6351411.32	2265809.91	6	Metal Waste	1/31/07	nail
A/66	66 - 012	6351412.87	2265828.99	1	Metal Waste	1/31/07	nail
A/66	66 - 013	6351316.41	2265874.38	8	Metal Waste	1/31/07	gasket
A/66	66 - 014	6351312.03	2265875.93	4	Metal Waste	1/31/07	nut
A/66	66 - 015	6351285.46	2265907.14	4	Metal Waste	1/31/07	scrap
A/66	66 - 019qc	6351288.30	2265863.80	2	Metal Waste	1/31/07	bolt
A/67	67 - 002	6351162.17	2265742.70	8	Metal Waste	1/31/07	washer
A/67	67 - 003	6351165.43	2265747.27	10	QC Item	1/31/07	QC 013
A/67	67 - 004	6351242.31	2265914.82	0	Metal Waste	1/31/07	wire
A/67	67 - 005	6351237.26	2265794.23	4	MEC	1/31/07	30mm crushed
A/67	67 - 009qc	6351164.29	2265778.16	5	Metal Waste	1/31/07	nail
A/69	69 - 003	6351297.33	2265931.77	3	Metal Waste	1/31/07	bolt
A/69	69 - 004	6351303.77	2265941.05	6	Metal Waste	1/31/07	bolt
A/69	69 - 005	6351281.08	2265963.49	12	QC Item	1/31/07	QA 012A
A/69	69 - 006	6351247.29	2265984.90	3	Metal Waste	1/31/07	nail
A/69	69 - 007	6351275.15	2266017.91	2	Metal Waste	1/31/07	nail
A/69	69 - 008	6351375.47	2265989.80	8	Metal Waste	1/31/07	wire
A/69	69 - 009	6351404.62	2265982.58	0	Metal Waste	1/31/07	wire
A/69	69 - 010	6351378.31	2266018.17	3	Metal Waste	1/31/07	wire
A/69	69 - 011	6351406.68	2266059.18	4	Metal Waste	1/31/07	wire
A/69	69 - 012	6351274.11	2266052.21	3	Metal Waste	1/31/07	wire
A/69	69 - 013	6351271.02	2266054.53	3	Metal Waste	1/31/07	wire
A/69	69 - 014	6351367.99	2266100.70	4	Metal Waste	1/31/07	wire
A/69	69 - 018qc	6351367.74	2266093.99	2	Metal Waste	1/31/07	wire
A/69	69 - 024	6351414.16	2265994.44	10	Metal Waste	1/31/07	bolt

Area/Grid	TargetID	Easting	Northing	Depth (in)	Target_type	Date	Description
A/70	70 - 003	6351605.25	2265968.81	2	Metal Waste	1/31/07	wire
A/70	70 - 004	6351588.25	2265982.67	0	Metal Waste	1/31/07	scrap
A/70	70 - 005	6351622.77	2265993.91		No Find	1/31/07	no find
A/70	70 - 006	6351490.45	2265994.70	4	Metal Waste	1/31/07	wire
A/70	70 - 007	6351469.92	2266039.68	8	MC	1/31/07	Penetrator
A/70	70 - 008	6351567.72	2266049.09	4	Metal Waste	1/31/07	scrap
A/70	70 - 009	6351449.26	2266055.63	12	Metal Waste	1/31/07	wire
A/70	70 - 010	6351453.97	2266108.72	10	Metal Waste	1/31/07	bolt
A/70	70 - 014qc	6351619.24	2266072.89		No Find	1/31/07	no find
A/71	71 - 002	6351699.13	2266068.98	6	MC	2/1/07	30mm partial
A/71	71 - 004	6351699.03	2266035.46	0	Metal Waste	2/1/07	wire
A/71	71 - 005	6351749.56	2266091.19	10	Metal Waste	2/1/07	bolt
A/71	71 - 008	6351805.18	2266087.69	3	Metal Waste	2/1/07	wire
A/71	71 - 015	6351841.30	2266079.98	6	MC	2/1/07	30mm partial
A/71	71 - 017	6351751.46	2265984.63		No Find	2/1/07	no find
A/71	71 - 018	6351758.66	2266016.55	0	Metal Waste	2/1/07	scrap
A/71	71 - 019	6351754.26	2266016.65	0	Metal Waste	2/1/07	scrap
A/71	71 - 022	6351703.93	2265997.94	3	MC	2/1/07	Penetrator
A/71	71 - 023	6351683.62	2265985.53	1	MC	2/1/07	30mm no base
A/71	71 - 025	6351681.32	2265905.59	0	Metal Waste	2/1/07	scrap
A/71	71 - 028	6351735.55	2265942.21	1	Metal Waste	2/1/07	scrap
A/71	71 - 029	6351753.26	2265917.09	0	Metal Waste	2/1/07	scrap
A/71	71 - 030	6351758.16	2265916.09		No Find	2/1/07	no find
A/71	71 - 031	6351754.96	2265925.30	2	Metal Waste	2/1/07	Aluminum
A/71	71 - 032	6351750.86	2265903.39	8	Metal Waste	2/1/07	bolt
A/71	71 - 033	6351784.77	2265935.70	6	MC	2/1/07	30mm partial
A/71	71 - 034	6351788.18	2265938.71	2	MC	2/1/07	Frag
A/71	71 - 035qc	6351790.98	2265939.41	4	Metal Waste	2/1/07	wire
A/71	71 - 039	6351761.50	2266099.48	6	Metal Waste	2/1/07	nail

Area/Grid	TargetID	Easting	Northing	Depth (in)	Target_type	Date	Description
A/72	72 - 003	6351769.12	2266126.10	3	Metal Waste	2/9/07	wire
A/72	72 - 004	6351682.26	2266179.25	4	Metal Waste	2/9/07	scrap
A/72	72 - 005	6351726.06	2266209.27	6	Metal Waste	2/9/07	spike
A/72	72 - 006	6351741.31	2266218.87	1	Metal Waste	2/9/07	wire
A/72	72 - 007	6351674.14	2266228.22	3	MEC Scrap	2/9/07	30mm frag
A/72	72 - 008	6351777.48	2266204.10	0	Metal Waste	2/9/07	spike
A/72	72 - 009	6351796.18	2266253.80	2	MEC Scrap	2/9/07	30mm frag
A/72	72 - 010	6351745.99	2266223.05	5	Metal Waste	2/9/07	wire
A/72	72 - 011	6351828.42	2266239.04	1	Metal Waste	2/9/07	wire
A/72	72 - 022qc	6351788.31	2266210.50	4	MEC Scrap	2/13/07	30mm nose piece
A/72	72 - 025qc	6351822.27	2266151.70	2	Metal Waste	2/9/07	wire
A/72	72 - 032qc	6351840.47	2266096.33	2	No Find	2/9/07	no find
A/72	72 - 034qc	6351778.47	2266112.32	6	Metal Waste	2/13/07	nail
A/72	72 - 035	6351674.52	2266231.38	8	MEC Scrap	2/13/07	30mm frag
A/72	72 - 036	6351695.95	2266245.66	6	Metal Waste	2/13/07	bolt
A/72	72 - 037	6351702.54	2266244.56	20	Metal Waste	2/13/07	chisel
A/72	72 - 038	6351714.63	2266234.67	24	Metal Waste	2/13/07	chisel
A/73	73 - 003	6351467.57	2266120.62	2	Metal Waste	2/9/07	wire
A/73	73 - 004	6351574.79	2266150.43	4	MEC Scrap	2/9/07	76mm Rocket frag
A/73	73 - 005	6351477.77	2266236.20	4	Metal Waste	2/9/07	bolt
A/73	73 - 006	6351461.03	2266257.65	0	Metal Waste	2/9/07	wire
A/73	73 - 007	6351459.20	2266292.95	0	Metal Waste	2/9/07	aluminum can
A/73	73 - 008	6351533.47	2266280.40	4	MEC Scrap	2/9/07	30mm frag
A/73	73 - 009	6351593.61	2266268.89	0	Metal Waste	2/9/07	wire
A/73	73 - 010	6351643.04	2266237.52	2	MEC Scrap	2/9/07	30mm frag
A/73	73 - 011	6351616.89	2266288.51	0	Metal Waste	2/9/07	wire
A/73	73 - 012	6351561.97	2266302.63	3	MEC Scrap	2/9/07	30mm frag
A/73	73 - 013qc	6351577.66	2266262.88	0	Metal Waste	2/9/07	wire

Area/Grid	TargetID	Easting	Northing	Depth (in)	Target_type	Date	Description
A/74	74 - 003	6351307.17	2266123.95	3	Metal Waste	2/9/07	wire
A/74	74 - 004	6351330.96	2266131.48	2	Metal Waste	2/9/07	wire
A/74	74 - 005	6351292.80	2266143.02	2	MC	2/9/07	30mm frag
A/74	74 - 006	6351348.39	2266155.98	2	Metal Waste	2/9/07	wire
A/74	74 - 007	6351353.57	2266155.27	0	Metal Waste	2/9/07	wire
A/74	74 - 008	6351440.49	2266119.47	3	Metal Waste	2/9/07	bolt - shared with 74-9
A/74	74 - 009	6351443.08	2266120.41	3	Metal Waste	2/9/07	bolt - shared with 74-8
A/74	74 - 010	6351406.10	2266198.85	4	Metal Waste	2/9/07	wire
A/74	74 - 012	6351315.88	2266200.97	1	Metal Waste	2/9/07	bolt
A/74	74 - 013	6351294.21	2266207.09	0	Metal Waste	2/9/07	wire
A/74	74 - 014	6351277.72	2266227.82	6	Metal Waste	2/9/07	nail
A/74	74 - 015	6351433.42	2266261.98	0	Metal Waste	2/9/07	aluminum can
A/74	74 - 016	6351412.46	2266282.00	0	Metal Waste	2/9/07	aluminum can
A/74	74 - 017	6351264.53	2266294.24	3	Metal Waste	2/9/07	nail
A/74	74 - 023qc	6351373.96	2266296.63	1	Metal Waste	2/9/07	wire

Area/Grid	TargetID	Easting	Northing	Depth (in)	Target_type	Date	Description
A/75	75 - 003	6351220.93	2266251.29	2	MEC	2/8/07	30mm (HE)
A/75	75 - 004	6351182.16	2266298.41	1	Metal Waste	2/8/07	aluminum can
A/75	75 - 005	6351174.03	2266306.31	1	Metal Waste	2/8/07	aluminum can
A/75	75 - 006	6351226.03	2266282.86	0	Metal Waste	2/8/07	wire
A/75	75 - 007qc	6351239.96	2266274.50	12	Metal Waste	2/8/07	wire
A/76	76 - 003	6351198.98	2266337.63	0	Metal Waste	2/8/07	aluminum can
A/76	76 - 004	6351237.64	2266391.90	0	Metal Waste	2/8/07	aluminum can
A/76	76 - 005	6351202.20	2266414.45	1	Metal Waste	2/8/07	wire
A/76	76 - 006	6351161.07	2266426.34	0	Metal Waste	2/8/07	wire
A/76	76 - 007	6351199.23	2266440.72	2	Metal Waste	2/8/07	wire
A/76	76 - 008	6351209.39	2266452.36	2	Metal Waste	2/8/07	bolt
A/76	76 - 009	6351231.20	2266465.50	1	MC	2/8/07	30mm frag
A/76	76 - 010	6351198.73	2266511.09	0	Metal Waste	2/8/07	scrap
A/76	76 - 011	6351229.96	2266505.64	5	Metal Waste	2/8/07	bolt
A/76	76 - 014qc	6351186.34	2266465.25	1	Metal Waste	2/8/07	scrap
A/77	77 - 003	6351281.49	2266335.61	2	Metal Waste	2/8/07	wire
A/77	77 - 004	6351297.03	2266357.37	0	Metal Waste	2/8/07	aluminum can
A/77	77 - 005	6351340.80	2266340.02	0	Metal Waste	2/8/07	aluminum can
A/77	77 - 006	6351316.20	2266382.49	0	Metal Waste	2/8/07	pipe
A/77	77 - 007	6351387.17	2266368.25	11	QC Item	2/8/07	QA-013A
A/77	77 - 008	6351436.12	2266417.20	0	Metal Waste	2/8/07	aluminum can
A/77	77 - 009	6351372.14	2266443.88	0	Metal Waste	2/8/07	scrap
A/77	77 - 010	6351317.49	2266465.63	1	Metal Waste	2/8/07	bolt
A/77	77 - 011	6351428.35	2266476.52	14	Metal Waste	2/8/07	scrap
A/77	77 - 012	6351366.44	2266500.34	3	Metal Waste	2/8/07	bolt
A/77	77 - 013	6351447.00	2266492.05	14	Metal Waste	2/8/07	wire
A/77	77 - 020qc	6351272.94	2266399.33	7	No Find	2/8/07	no find

Area/Grid	TargetID	Easting	Northing	Depth (in)	Target_type	Date	Description
A/78	78 - 002	6351535.88	2266336.73	6	MC	2/8/07	30mm frag
A/78	78 - 003	6351482.82	2266354.59	2	Metal Waste	2/8/07	scrap
A/78	78 - 004	6351520.23	2266386.13	0	Metal Waste	2/8/07	aluminum can
A/78	78 - 005	6351553.00	2266380.74	0	Metal Waste	2/8/07	aluminum can
A/78	78 - 006	6351566.69	2266370.72	6	Metal Waste	2/8/07	bolt
A/78	78 - 007	6351572.07	2266367.30	6	MC	2/8/07	30mm frag
A/78	78 - 008	6351620.97	2266337.22	4	Metal Waste	2/8/07	scrap
A/78	78 - 009	6351628.55	2266323.53	3	MC	2/8/07	30mm frag
A/78	78 - 010	6351595.79	2266392.48	0	Metal Waste	2/8/07	aluminum can
A/78	78 - 011	6351574.76	2266399.82	0	Metal Waste	2/8/07	aluminum can
A/78	78 - 012	6351597.25	2266414.73	12	Metal Waste	2/8/07	scrap
A/78	78 - 013	6351612.66	2266407.89	4	MC	2/8/07	.50 cal slug
A/78	78 - 014	6351649.09	2266420.84	0	Metal Waste	2/8/07	aluminum can
A/78	78 - 015	6351650.80	2266443.59	8	Metal Waste	2/8/07	aluminum can
A/78	78 - 016	6351653.00	2266454.34	11	Metal Waste	2/8/07	aluminum can
A/78	78 - 026	6351609.48	2266313.75	3	Metal Waste	2/8/07	wire
A/78	78 - 029qc	6351517.30	2266349.70	2	Metal Waste	2/8/07	wire
A/79	79 - 002	6351668.41	2266332.09	2	Metal Waste	2/7/07	valve handle
A/79	79 - 003	6351682.84	2266372.43	2	Metal Waste	2/7/07	scrap
A/79	79 - 004	6351790.91	2266392.48	10	QC Item	2/7/07	QA-014A
A/79	79 - 005	6351843.97	2266411.80	0	Metal Waste	2/7/07	wire
A/79	79 - 006	6351720.98	2266453.37	8	Metal Waste	2/7/07	w/in 2-feet of 79-7
A/79	79 - 007	6351721.71	2266455.81	16	Metal Waste	2/7/07	6-foot conduit remaining
A/79	79 - 008	6351699.22	2266443.10	20	Metal Waste	2/7/07	12-inch spike
A/79	79 - 009	6351700.20	2266477.09	10	Metal Waste	2/7/07	chain
A/79	79 - 010	6351677.94	2266489.31	0	Metal Waste	2/7/07	aluminum can
A/79	79 - 011	6351675.26	2266486.38	0	Metal Waste	2/7/07	aluminum can
A/79	79 - 012	6351663.76	2266470.73	8	Metal Waste	2/7/07	aluminum can (x5)
A/79	79 - 021qc	6351756.68	2266376.84	18	Metal Waste	2/7/07	6-inch nail
A/79	79 - 030qc	6351756.44	2266306.41	8	Metal Waste	2/7/07	nail
A/79	79 - 032	6351722.32	2266306.09	3	Metal Waste	2/13/07	spike
A/79	79 - 033	6351708.31	2266418.16	4	Metal Waste	2/13/07	bolt
A/79	79 - 034	6351716.28	2266461.01	8	Metal Waste	2/13/07	conduit (shared with 79-7)
A/79	79 - 035	6351740.72	2266457.99	13	Metal Waste	2/13/07	d-cell battery
A/79	79 - 036	6351760.22	2266457.16	4	Metal Waste	2/13/07	can tab
A/79	79 - 037	6351746.56	2266484.98	4	No Find	2/13/07	no-find

Area/Grid	TargetID	Easting	Northing	Depth (in)	Target_type	Date	Description
A/80	80 - 003	6351666.43	2266502.34	1	Metal Waste	2/7/07	aluminum can
A/80	80 - 004	6351694.33	2266501.54	10	Metal Waste	2/7/07	16-inch pipe (paired w/80-5)
A/80	80 - 005	6351695.94	2266503.69	10	Metal Waste	2/7/07	16-inch pipe (paired w/80-4)
A/80	80 - 006	6351706.67	2266510.93	1	Metal Waste	2/7/07	steel plate
A/80	80 - 007	6351707.21	2266513.62	6	No Find	2/7/07	close to 80-6
A/80	80 - 008	6351680.11	2266508.25	6	Metal Waste	2/7/07	6-inch nail
A/80	80 - 009	6351680.92	2266561.37	6	Metal Waste	2/7/07	socket extension
A/80	80 - 010	6351696.47	2266562.17	7	Metal Waste	2/7/07	aluminum can
A/80	80 - 011	6351724.64	2266580.41	1	Metal Waste	2/7/07	scrap
A/80	80 - 012	6351793.06	2266542.05	2	Metal Waste	2/7/07	wire
A/80	80 - 013	6351812.37	2266551.44	2	Metal Waste	2/7/07	wire
A/80	80 - 014	6351796.81	2266589.54	3	Metal Waste	2/7/07	wire
A/80	80 - 015	6351824.71	2266623.88	18	Metal Waste	2/7/07	rake head (orig. no-find)
A/80	80 - 016	6351848.86	2266636.76	2	Metal Waste	2/7/07	wire
A/80	80 - 017	6351846.71	2266649.90	8	Metal Waste	2/7/07	wire
A/80	80 - 018	6351746.11	2266643.20	0	Metal Waste	2/8/07	scrap (flakes in spoils)
A/80	80 - 019	6351744.50	2266639.70	10	Metal Waste	2/7/07	scrap (flakes in spoils)
A/80	80 - 020	6351734.30	2266631.66	10	Metal Waste	2/7/07	scrap (flakes in spoils)
A/80	80 - 021	6351728.40	2266622.00	9	Metal Waste	2/7/07	nail
A/80	80 - 022	6351679.57	2266616.09	0	Metal Waste	2/7/07	nail
A/80	80 - 023	6351670.18	2266628.70	0	Metal Waste	2/7/07	bolt (x2)
A/80	80 - 024	6351677.16	2266631.66	4	Metal Waste	2/7/07	nail
A/80	80 - 025	6351683.06	2266638.09	2	Metal Waste	2/7/07	bolt
A/80	80 - 026	6351712.30	2266660.90	6	Metal Waste	2/8/07	wire
A/80	80 - 027	6351716.33	2266660.90	9	Metal Waste	2/8/07	wire
A/80	80 - 028	6351764.35	2266667.34	12	Metal Waste	2/8/07	bar
A/80	80 - 029	6351761.67	2266664.92	8	Metal Waste	2/8/07	wire
A/80	80 - 030	6351774.28	2266677.27	8	Metal Waste	2/8/07	wire
A/80	80 - 033qc	6351717.67	2266652.31	0	MC	2/8/07	30mm frag
A/80	80 - 038	6351868.71	2266676.46	0	Metal Waste	2/7/07	wire
A/80	80 - 050qc	6351691.11	2266637.02	1	Metal Waste	2/7/07	aluminum can
A/80	80 - 056qc	6351702.11	2266547.15	12	Metal Waste	2/7/07	wire

Area/Grid	TargetID	Easting	Northing	Depth (in)	Target_type	Date	Description
A/81	81 - 003	6351558.58	2266512.41	0	Metal Waste	2/6/07	wire
A/81	81 - 004	6351564.48	2266529.58	3	Metal Waste	2/6/07	wire
A/81	81 - 005	6351575.48	2266524.75	0	Metal Waste	2/6/07	wire
A/81	81 - 006	6351648.19	2266520.45	4	Metal Waste	2/6/07	aluminum can
A/81	81 - 007	6351625.92	2266569.02	17	Metal Waste	2/6/07	nail
A/81	81 - 008	6351629.67	2266595.84	3	Metal Waste	2/6/07	aluminum can
A/81	81 - 009	6351622.43	2266590.74	3	Metal Waste	2/6/07	nail
A/81	81 - 010	6351576.02	2266593.70	3	Metal Waste	2/6/07	wire
A/81	81 - 011	6351556.43	2266555.60	2	Metal Waste	2/6/07	wire
A/81	81 - 012	6351467.63	2266555.33	2	Metal Waste	2/6/07	wire
A/81	81 - 013	6351491.78	2266587.80	5	Metal Waste	2/6/07	bolt
A/81	81 - 014	6351486.41	2266589.94	4	Metal Waste	2/6/07	bolt
A/81	81 - 015	6351482.39	2266587.52	4	Metal Waste	2/6/07	scrap
A/81	81 - 016	6351474.34	2266592.89	6	MC	2/6/07	30mm nose piece
A/81	81 - 017	6351552.41	2266605.50	0	Metal Waste	2/6/07	aluminum can
A/81	81 - 018	6351578.16	2266617.30	8	Metal Waste	2/6/07	aluminum can
A/81	81 - 019	6351618.94	2266607.11	0	Metal Waste	2/6/07	aluminum can
A/81	81 - 020	6351648.45	2266610.59	10	Metal Waste	2/6/07	nut
A/81	81 - 021	6351654.62	2266619.45	4	Metal Waste	2/6/07	nail
A/81	81 - 022	6351660.26	2266643.33	1	Metal Waste	2/6/07	farm implement
A/81	81 - 023	6351639.33	2266646.81	8	Metal Waste	2/6/07	farm implement
A/81	81 - 024	6351603.65	2266654.86	3	Metal Waste	2/6/07	scrap
A/81	81 - 025	6351601.77	2266666.66	18	Metal Waste	2/6/07	aluminum can
A/81	81 - 026	6351600.16	2266672.30	2	Metal Waste	2/6/07	scrap
A/81	81 - 027	6351596.41	2266677.13	0	No Find	2/6/07	no find
A/81	81 - 028	6351573.07	2266686.52	0	Metal Waste	2/6/07	wire
A/81	81 - 029	6351564.48	2266684.64	2	Metal Waste	2/6/07	aluminum can
A/81	81 - 030	6351531.22	2266647.62	0	No Find	2/6/07	no find
A/81	81 - 031	6351526.12	2266651.64	2	Metal Waste	2/6/07	scrap
A/81	81 - 032	6351514.85	2266651.91	4	Metal Waste	2/6/07	nail
A/81	81 - 033	6351492.05	2266665.05	4	Metal Waste	2/6/07	farm implement
A/81	81 - 034	6351486.41	2266668.55	4	Metal Waste	2/6/07	farm implement
A/81	81 - 035	6351484.54	2266662.91	4	Metal Waste	2/6/07	farm implement
A/81	81 - 036	6351477.29	2266668.55	3	Metal Waste	2/6/07	wire
A/81	81 - 037	6351473.27	2266668.27	3	Metal Waste	2/6/07	1"x 1"x 24" scrap
A/81	81 - 038	6351469.51	2266668.81	5	Metal Waste	2/6/07	wire
A/81	81 - 039	6351470.85	2266662.91	0	No Find	2/6/07	close prox. to 81-37
A/81	81 - 043qc	6351500.36	2266677.27	4	Metal Waste	2/6/07	scrap
A/81	81 - 052qc	6351604.46	2266588.46	4	Metal Waste	2/6/07	wire

Area/Grid	TargetID	Easting	Northing	Depth (in)	Target_type	Date	Description
A/82	82 - 003	6351305.01	2266516.83	6	Metal Waste	2/6/07	bolt
A/82	82 - 004	6351322.68	2266523.95	4	Metal Waste	2/6/07	bolt
A/82	82 - 005	6351336.22	2266559.96	5	Metal Waste	2/6/07	bolt
A/82	82 - 006	6351422.02	2266542.07	3	Metal Waste	2/6/07	nail
A/82	82 - 007	6351425.69	2266538.63	4	MC	2/6/07	30mm frag
A/82	82 - 008	6351447.03	2266532.43	8	Metal Waste	2/6/07	wire
A/82	82 - 009	6351454.60	2266550.10	0	Metal Waste	2/6/07	scrap
A/82	82 - 010	6351311.67	2266626.96	5	Metal Waste	2/6/07	scrap
A/82	82 - 011	6351338.74	2266607.91	4	Metal Waste	2/6/07	scrap
A/82	82 - 012	6351439.23	2266656.78	3	Metal Waste	2/6/07	wire
A/82	82 - 013	6351410.78	2266670.55	6	Metal Waste	2/6/07	bolt
A/82	82 - 014	6351468.14	2266668.02	0	No Find	2/6/07	no find
A/82	82 - 015	6351391.28	2266689.82	3	Metal Waste	2/6/07	aluminum can
A/82	82 - 016	6351366.96	2266690.51	0	Metal Waste	2/6/07	wire
A/82	82 - 017	6351377.51	2266702.90	0	Metal Waste	2/6/07	wire
A/82	82 - 018	6351299.28	2266715.29	1	Metal Waste	2/6/07	wire
A/82	82 - 027qc	6351279.09	2266640.49	1	Metal Waste	2/6/07	bolt
A/83	83 - 003	6351196.33	2266562.66	0	Metal Waste	2/5/07	wire
A/83	83 - 004	6351175.85	2266587.48	3	Metal Waste	2/5/07	wire
A/83	83 - 005	6351112.44	2266626.98	12	Metal Waste	2/5/07	1/2 horse shoe
A/83	83 - 006	6351127.11	2266672.28	1	Metal Waste	2/5/07	chain
A/83	83 - 007	6351160.63	2266688.05	0	Metal Waste	2/5/07	wire
A/83	83 - 008	6351205.57	2266672.46	0	Metal Waste	2/5/07	nut
A/83	83 - 009	6351231.30	2266685.69	0	Metal Waste	2/5/07	wire
A/83	83 - 010	6351153.02	2266707.25	2	Metal Waste	2/5/07	wire
A/83	83 - 011	6351155.74	2266720.12	0	Metal Waste	2/5/07	wire
A/83	83 - 016qc	6351261.42	2266641.52	0	Metal Waste	2/5/07	bolt
A/84	84 - 003	6351197.86	2266751.30	2	Metal Waste	2/5/07	wire
A/84	84 - 004	6351193.63	2266765.95	8	Metal Waste	2/5/07	horse shoe
A/84	84 - 005	6351238.15	2266761.44	0	Metal Waste	2/5/07	horse shoe
A/84	84 - 006	6351222.66	2266795.81	0	Metal Waste	2/5/07	farm implement
A/84	84 - 007	6351197.58	2266844.28	2	Metal Waste	2/5/07	wire
A/84	84 - 008	6351243.51	2266856.68	3	Metal Waste	2/5/07	horse shoe
A/84	84 - 009	6351172.50	2266929.38	2	Metal Waste	2/5/07	wire
A/84	84 - 010	6351178.14	2266924.02	1	Metal Waste	2/5/07	nail
A/84	84 - 015qc	6351163.20	2266860.06	2	Metal Waste	2/5/07	nail
A/84	84 - 024qc	6351219.28	2266845.97	2	Metal Waste	2/5/07	wire
A/84	84 - 027	6351270.28	2266791.87	3	MC	2/5/07	30mm fragment
A/84	84 - 028	6351262.67	2266759.75	8	Metal Waste	2/5/07	nail

Area/Grid	TargetID	Easting	Northing	Depth (in)	Target_type	Date	Description
A/85	85 - 003	6351295.20	2266719.13	0	Metal Waste	2/5/07	wire
A/85	85 - 004	6351359.17	2266743.95	24	Metal Waste	2/5/07	paint can
A/85	85 - 005	6351339.37	2266775.36	6	Metal Waste	2/5/07	paint can
A/85	85 - 006	6351323.89	2266788.79	0	No Find	2/6/07	no find
A/85	85 - 007	6351342.10	2266825.67	12	Metal Waste	2/5/07	farm implement
A/85	85 - 008	6351350.98	2266819.98	0	Metal Waste	2/6/07	aluminum can
A/85	85 - 009	6351364.18	2266806.77	3	Metal Waste	2/5/07	3/4" steel plate
A/85	85 - 010	6351412.21	2266816.56	2	Metal Waste	2/5/07	aluminum can
A/85	85 - 011	6351426.10	2266827.03	0	Metal Waste	2/5/07	aluminum can
A/85	85 - 012	6351308.18	2266808.14	3	Metal Waste	2/5/07	nail
A/85	85 - 013	6351327.30	2266892.59	0	Metal Waste	2/5/07	aluminum can
A/85	85 - 014	6351432.70	2266899.66	0	Metal Waste	2/5/07	farm implement
A/85	85 - 019qc	6351345.97	2266878.94	0	Metal Waste	2/5/07	aluminum can
A/85	85 - 029qc	6351335.95	2266872.34	0	Metal Waste	2/5/07	aluminum can
A/85	85 - 035qc	6351336.18	2266784.01	0	No Find	2/5/07	no find
A/85	85 - 038qc	6351378.30	2266790.38	2	Metal Waste	2/5/07	nail

Area/Grid	TargetID	Easting	Northing	Depth (in)	Target_type	Date	Description
A/86	86 - 003	6351668.89	2266707.55	0	Metal Waste	2/14/07	can
A/86	86 - 004	6351636.12	2266708.95	0	Metal Waste	2/14/07	wire
A/86	86 - 005	6351609.19	2266710.05	5	Metal Waste	2/14/07	wire
A/86	86 - 006	6351578.38	2266705.33	1	Metal Waste	2/14/07	can
A/86	86 - 007	6351566.16	2266708.66	14	Metal Waste	2/14/07	scrap
A/86	86 - 008	6351560.88	2266709.77	0	Metal Waste	2/14/07	scrap
A/86	86 - 009	6351562.55	2266733.65	1	MC	2/14/07	30mm partial
A/86	86 - 010	6351525.07	2266760.30	6	Metal Waste	2/14/07	pipe fitting
A/86	86 - 011	6351520.63	2266771.69	4	Metal Waste	2/14/07	can
A/86	86 - 012	6351578.65	2266786.96	18	No Find	2/14/07	no find
A/86	86 - 013	6351620.30	2266786.41	0	Metal Waste	2/14/07	can
A/86	86 - 014	6351662.22	2266796.12	0	Metal Waste	2/14/07	can
A/86	86 - 015	6351628.07	2266824.16	1	Metal Waste	2/14/07	can (tiny scrap)
A/86	86 - 016	6351637.79	2266832.49	0	Metal Waste	2/14/07	can
A/86	86 - 017	6351664.17	2266848.04	0	Metal Waste	2/14/07	can
A/86	86 - 018	6351647.51	2266863.03	0	Metal Waste	2/14/07	wire
A/86	86 - 019	6351650.84	2266865.25	0	Metal Waste	2/14/07	wire - tiny scrap
A/86	86 - 020	6351646.40	2266874.14	4	Metal Waste	2/14/07	can
A/86	86 - 021	6351640.84	2266855.53	0	Metal Waste	2/14/07	can
A/86	86 - 022	6351621.41	2266849.98	2	Metal Waste	2/14/07	can
A/86	86 - 023	6351618.91	2266855.81	3	Metal Waste	2/14/07	can
A/86	86 - 024	6351614.19	2266846.93	3	Metal Waste	2/14/07	wire
A/86	86 - 025	6351609.19	2266846.65	2	Metal Waste	2/14/07	scrap
A/86	86 - 026	6351602.53	2266849.15	2	Metal Waste	2/14/07	can
A/86	86 - 027	6351607.25	2266854.15	0	Metal Waste	2/14/07	can
A/86	86 - 028	6351608.64	2266861.64	3	Metal Waste	2/14/07	can
A/86	86 - 029	6351601.97	2266868.30	5	Metal Waste	2/14/07	can
A/86	86 - 030	6351612.53	2266869.14	12	Metal Waste	2/14/07	can
A/86	86 - 031	6351595.31	2266888.57	2	Metal Waste	2/14/07	can
A/86	86 - 032	6351553.94	2266853.04	0	Metal Waste	2/14/07	can
A/86	86 - 033	6351547.28	2266834.71	4	Metal Waste	2/14/07	can
A/86	86 - 034	6351541.17	2266845.82	6	Metal Waste	2/14/07	can
A/86	86 - 035	6351546.45	2266859.14	4	Metal Waste	2/14/07	can
A/86	86 - 036	6351526.18	2266851.37	3	Metal Waste	2/14/07	wire - tiny scrap
A/86	86 - 037	6351515.07	2266858.87	1	Metal Waste	2/14/07	can
A/86	86 - 038	6351496.47	2266855.26	3	Metal Waste	2/14/07	can
A/86	86 - 041qc	6351481.76	2266880.80	8	No Find	2/14/07	wire - tiny scrap
A/86	86 - 062	6351574.35	2266736.70	2	Metal Waste	2/14/07	can
A/86	86 - 065qc	6351624.88	2266706.72	3	Metal Waste	2/14/07	can
A/86	86 - 068	6351604.51	2266707.65	12	Metal Waste	2/14/07	scrap - tiny scrap
A/86	86 - 069	6351656.92	2266707.95	0	Metal Waste	2/14/07	can
A/86	86 - 071qc	6351533.46	2266757.62		No Find	2/14/07	no find

Area/Grid	TargetID	Easting	Northing	Depth (in)	Target_type	Date	Description
A/87	87 - 002	6351731.46	2266700.97	2	Metal Waste	2/13/07	aluminum can
A/87	87 - 003	6351786.33	2266706.82	20	Metal Waste	2/12/07	scrap
A/87	87 - 004	6351736.76	2266717.13	4	Metal Waste	2/13/07	can
A/87	87 - 005	6351737.31	2266725.76	1	Metal Waste	2/13/07	scrap
A/87	87 - 006	6351734.53	2266728.55	8	No Find	2/13/07	no find
A/87	87 - 007	6351720.32	2266714.90	2	Metal Waste	2/13/07	can
A/87	87 - 008	6351705.56	2266721.02	0	Metal Waste	2/13/07	wire (shared with 87-9)
A/87	87 - 009	6351702.77	2266720.75	0	Metal Waste	2/13/07	wire (shared with 87-8)
A/87	87 - 010	6351696.93	2266719.91	0	Metal Waste	2/13/07	can
A/87	87 - 011	6351708.07	2266728.83	0	Metal Waste	2/13/07	wire (shared with 87-12)
A/87	87 - 012	6351706.12	2266731.05	0	Metal Waste	2/13/07	wire (shared with 87-11)
A/87	87 - 013	6351717.54	2266741.64	5	Metal Waste	2/13/07	wire
A/87	87 - 014	6351729.23	2266746.09	1	Metal Waste	2/13/07	can
A/87	87 - 015	6351767.95	2266739.97	3	Metal Waste	2/12/07	aluminum can
A/87	87 - 016	6351794.69	2266718.80		No Find	2/12/07	pipe (shared with 87-17)
A/87	87 - 017	6351798.87	2266719.91	18	Metal Waste	2/12/07	pipe (shared with 87-16)
A/87	87 - 018	6351820.59	2266736.63	20	Metal Waste	2/12/07	horseshoe
A/87	87 - 019	6351826.17	2266744.14	1	Metal Waste	2/12/07	aluminum can
A/87	87 - 020	6351819.20	2266746.38	1	Metal Waste	2/12/07	aluminum can
A/87	87 - 021	6351840.65	2266753.62	12	Metal Waste	2/12/07	wire
A/87	87 - 022	6351849.00	2266753.62	18	Metal Waste	2/12/07	pipe
A/87	87 - 023	6351854.57	2266761.97	22	Metal Waste	2/12/07	scrap
A/87	87 - 024	6351857.08	2266766.15	18	Metal Waste	2/12/07	scrap (wire all around)
A/87	87 - 025	6351864.60	2266778.13	8	Metal Waste	2/12/07	scrap
A/87	87 - 026	6351871.84	2266780.63	4	Metal Waste	2/12/07	horseshoe
A/87	87 - 027	6351855.97	2266777.01	24	Metal Waste	2/12/07	scrap
A/87	87 - 028	6351851.51	2266783.70	20	Metal Waste	2/12/07	scrap
A/87	87 - 029	6351869.06	2266787.32	10	Metal Waste	2/12/07	scrap
A/87	87 - 030	6351819.76	2266776.45	24	Metal Waste	2/12/07	wire
A/87	87 - 031	6351771.02	2266782.30	4	Metal Waste	2/12/07	aluminum can
A/87	87 - 032	6351752.07	2266787.59	8	Metal Waste	2/12/07	wire (tiny scrap all around)
A/87	87 - 033	6351745.39	2266766.70	1	Metal Waste	2/12/07	aluminum can
A/87	87 - 034	6351737.31	2266768.10	6	Metal Waste	2/12/07	aluminum can
A/87	87 - 035	6351731.46	2266770.33	6	Metal Waste	2/12/07	aluminum can
A/87	87 - 036	6351706.12	2266768.94	1	Metal Waste	2/13/07	can
A/87	87 - 037	6351717.26	2266783.14	5	Metal Waste	2/13/07	can
A/87	87 - 038	6351707.23	2266782.86	5	Metal Waste	2/13/07	can
A/87	87 - 039	6351686.90	2266770.33	5	Metal Waste	2/13/07	can
A/87	87 - 040	6351680.77	2266777.57	5	QC Item	2/13/07	QC-014
A/87	87 - 041	6351684.67	2266790.38	1	Metal Waste	2/13/07	can

Area/Grid	TargetID	Easting	Northing	Depth (in)	Target_type	Date	Description
A/87	87 - 042	6351674.64	2266809.32	0	Metal Waste	2/13/07	can
A/87	87 - 043	6351691.91	2266808.77	2	Metal Waste	2/13/07	can (tiny scrap)
A/87	87 - 044	6351688.85	2266817.95	2	Metal Waste	2/13/07	can
A/87	87 - 045	6351696.09	2266826.87	4	Metal Waste	2/13/07	can
A/87	87 - 046	6351672.14	2266826.59	6	Metal Waste	2/13/07	can
A/87	87 - 047	6351705.28	2266823.80	5	Metal Waste	2/13/07	can
A/87	87 - 048	6351729.51	2266799.02	5	Metal Waste	2/12/07	aluminum can
A/87	87 - 049	6351733.13	2266799.30	6	Metal Waste	2/12/07	aluminum can
A/87	87 - 050	6351800.54	2266800.97	0	Metal Waste	2/12/07	wire
A/87	87 - 051	6351793.30	2266801.52	7	Metal Waste	2/12/07	wire (shared with 87-52)
A/87	87 - 052	6351790.79	2266801.52	7	Metal Waste	2/12/07	wire (shared with 87-51)
A/87	87 - 053	6351794.41	2266808.48	4	Metal Waste	2/12/07	wire
A/87	87 - 054	6351790.79	2266812.66	0	Metal Waste	2/12/07	wire
A/87	87 - 055	6351831.73	2266808.20	2	Metal Waste	2/12/07	aluminum can
A/87	87 - 056	6351857.36	2266813.22	3	Metal Waste	2/12/07	aluminum can
A/87	87 - 057	6351873.52	2266828.82	12	Metal Waste	2/12/07	scrap
A/87	87 - 058	6351821.15	2266852.77	6	Metal Waste	2/12/07	aluminum can (tiny scrap)
A/87	87 - 059	6351772.96	2266826.03	5	Metal Waste	2/12/07	aluminum can
A/87	87 - 060	6351750.40	2266832.72	10	Metal Waste	2/12/07	wire
A/87	87 - 061	6351752.07	2266850.55	4	Metal Waste	2/12/07	aluminum can
A/87	87 - 062	6351861.26	2266877.28	0	Metal Waste	2/12/07	aluminum can
A/87	87 - 063	6351871.84	2266874.22	9	Metal Waste	2/12/07	aluminum can
A/87	87 - 064	6351877.14	2266880.07	4	Metal Waste	2/12/07	aluminum can (tiny scrap)
A/87	87 - 065	6351816.97	2266871.99	8	Metal Waste	2/12/07	pipe wrench (tiny scrap)
A/87	87 - 066	6351794.69	2266895.11	4	Metal Waste	2/12/07	aluminum can
A/87	87 - 067	6351762.10	2266858.62	11	QC Item	2/12/07	QA-015A
A/87	87 - 068	6351684.67	2266896.78	4	Metal Waste	2/13/07	wire (tiny scrap all around)
A/87	87 - 080	6351716.98	2266870.60	20	Metal Waste	2/13/07	scrap
A/87	87 - 082	6351686.34	2266861.41	2	Metal Waste	2/13/07	can
A/87	87 - 094qc	6351840.65	2266772.27	12	No Find	2/12/07	no find
A/87	87 - 098qc	6351805.83	2266791.49	16	No Find	2/12/07	no find
A/87	87 - 105	6351710.85	2266815.45	8	Metal Waste	2/13/07	can
A/87	87 - 114qc	6351728.12	2266776.45	4	Metal Waste	2/12/07	nail (tiny scrap)
A/87	87 - 115qc	6351748.73	2266779.24	20	Metal Waste	2/12/07	aluminum can (tiny scrap)
A/87	87 - 120qc	6351672.97	2266732.45	34	Metal Waste	2/13/07	can (tiny scrap)
A/87	87 - 124	6351785.22	2266714.90	3	Metal Waste	2/12/07	wire
A/87	87 - 128qc	6351836.75	2266755.29	6	Metal Waste	2/12/07	bottle cap
A/87	87 - 130	6351787.73	2266718.24	6	Metal Waste	2/12/07	scrap
A/87	87 - 131	6351811.96	2266719.63	18	No Find	2/12/07	NF (tiny scrap)
A/87	87 - 132	6351823.38	2266731.61	18	Metal Waste	2/12/07	36"x 2" banding (2ft E of flag)

Area/Grid	TargetID	Easting	Northing	Depth (in)	Target_type	Date	Description
A/88	88 - 003	6351877.87	2266926.47	6	Metal Waste	2/9/07	wire
A/88	88 - 004	6351868.01	2266930.52	2	Metal Waste	2/9/07	aluminum can
A/88	88 - 005	6351746.81	2266938.64	0	Metal Waste	2/9/07	aluminum can
A/88	88 - 006	6351721.30	2267007.94	4	Metal Waste	2/9/07	scrap
A/88	88 - 007	6351817.27	2267028.23	3	Metal Waste	2/9/07	scrap
A/88	88 - 008	6351740.72	2267081.01	2	MC	2/9/07	30mm frag
A/88	88 - 011qc	6351856.99	2267044.77	8	No Find	2/9/07	no find
A/88	88 - 016	6351684.18	2266965.03	10	No Find	2/9/07	no find
A/88	88 - 017	6351681.28	2266927.63	7	Metal Waste	2/9/07	nail
A/89	89 - 003	6351516.46	2266931.61	5	QC Item	2/9/07	QC-015
A/89	89 - 006	6351521.05	2266942.19	1	Metal Waste	2/9/07	aluminum can
A/89	89 - 007	6351649.22	2266916.16	0	Metal Waste	2/9/07	wire
A/89	89 - 008	6351675.25	2266963.46	3	MC	2/9/07	30mm frag
A/89	89 - 009	6351582.06	2266964.86	8	Metal Waste	2/9/07	aluminum can
A/89	89 - 010	6351578.98	2266978.02	1	Metal Waste	2/9/07	aluminum can
A/89	89 - 011	6351561.91	2266984.73	10	Metal Waste	2/9/07	aluminum can
A/89	89 - 012	6351540.36	2267001.80	10	Metal Waste	2/9/07	aluminum can
A/89	89 - 013	6351504.26	2267019.99	12	Metal Waste	2/9/07	scrap
A/89	89 - 014	6351488.86	2267061.13	2	MC	2/9/07	30mm (inert)
A/89	89 - 021qc	6351509.01	2266979.70	7	Metal Waste	2/9/07	aluminum can
A/89	89 - 027qc	6351501.74	2266939.11	12	No Find	2/9/07	no find
A/89	89 - 028	6351480.75	2266908.61	8	Metal Waste	2/9/07	aluminum can
A/90	90 - 003	6351413.30	2266913.38	6	Metal Waste	2/12/2007	can
A/90	90 - 004	6351334.26	2266930.78	0	Metal Waste	2/12/2007	can
A/90	90 - 005	6351327.63	2266938.80	0	Metal Waste	2/12/2007	can
A/90	90 - 006	6351316.02	2266942.95	0	Metal Waste	2/12/2007	can
A/90	90 - 007	6351328.18	2266973.90	13	QC Item	2/12/2007	QA 016a
A/90	90 - 008	6351441.49	2266963.95	5	Metal Waste	2/12/2007	can
A/90	90 - 009	6351463.32	2266942.39	0	Metal Waste	2/12/2007	scrap
A/90	90 - 010	6351466.64	2266953.17	0	Metal Waste	2/12/2007	can
A/90	90 - 011	6351457.79	2267029.72	0	Metal Waste	2/12/2007	scrap
A/90	90 - 012	6351453.37	2267027.78	0	No Find	2/12/2007	no find
A/90	90 - 013	6351480.73	2267031.38	5	Metal Waste	2/12/2007	can
A/90	90 - 014	6351429.33	2267042.43	6	Metal Waste	2/12/2007	horse shoe
A/90	90 - 015	6351319.61	2267011.76	0	Metal Waste	2/12/2007	wire
A/90	90 - 024qc	6351449.36	2266981.63	6	Metal Waste	2/12/2007	can
A/90	90 - 030	6351431.12	2266922.22	0	No Find	2/12/2007	no find
A/90	90 - 033qc	6351448.53	2266945.16	0	No Find	2/12/2007	no find
A/90	90 - 041	6351333.29	2266938.80	3	Metal Waste	2/12/2007	can
A/90	90 - 042qc	6351319.20	2266920.55	0	No Find	2/12/2007	no find

Area/Grid	TargetID	Easting	Northing	Depth (in)	Target_type	Date	Description
A/91	91 - 003	6351390.58	2267118.95	0	Metal Waste	2/12/2007	scrap
A/91	91 - 004	6351410.15	2267157.17	3	Metal Waste	2/12/2007	wire
A/91	91 - 005	6351404.62	2267173.75	5	Metal Waste	2/12/2007	wire
A/91	91 - 006	6351419.36	2267179.27	6	Metal Waste	2/12/2007	horse shoe
A/91	91 - 007	6351438.24	2267174.21	5	Metal Waste	2/12/2007	nail
A/91	91 - 008	6351452.74	2267164.77	5	MC	2/12/2007	30mm non-ferrous
A/91	91 - 011	6351408.65	2267220.26	0	Metal Waste	2/12/2007	wire
A/91	91 - 012	6351474.50	2267229.23	3	Metal Waste	2/12/2007	wire
A/91	91 - 013	6351480.49	2267224.17	3	Metal Waste	2/12/2007	wire
A/91	91 - 014	6351463.91	2267247.88	4	MC	2/12/2007	27.5 inert
A/91	91 - 015	6351424.77	2267244.20	3	Metal Waste	2/12/2007	wire
A/91	91 - 018	6351425.92	2267279.42	0	Metal Waste	2/12/2007	scrap
A/91	91 - 019	6351456.54	2267294.62	2	Metal Waste	2/12/2007	scrap
A/91	91 - 020qc	6351482.79	2267296.70	0	Metal Waste	2/12/2007	scrap
A/92	92 - 003	6351682.67	2267151.80	6	MC	2/12/2007	Penetrator
A/92	92 - 004	6351526.88	2267181.36	6	Metal Waste	2/12/2007	scrap
A/92	92 - 005	6351612.78	2267199.04	5	Metal Waste	2/12/2007	scrap
A/92	92 - 006	6351533.78	2267232.19	1	Metal Waste	2/12/2007	scrap
A/92	92 - 007	6351667.47	2267203.73	6	Metal Waste	2/12/2007	scrap
A/92	92 - 008	6351645.38	2267226.94	6	MEC	2/12/2007	30mm (HE)
A/92	92 - 009	6351672.72	2267257.32	13	QC Item	2/12/2007	QA 017a
A/92	92 - 010	6351519.97	2267296.27	5	Metal Waste	2/12/2007	scrap
A/92	92 - 011	6351602.01	2267293.51	6	MC	2/12/2007	30mm empty
A/92	92 - 012	6351658.91	2267296.82	2	Metal Waste	2/12/2007	wire
A/92	92 - 013	6351660.57	2267291.57	2	Metal Waste	2/12/2007	scrap
A/92	92 - 015qc	6351571.35	2267189.23	4	Metal Waste	2/12/2007	wire
A/92	92 - 021qc	6351626.59	2267144.21	5	Metal Waste	2/12/2007	wire
A/93	93 - 003	6351753.54	2267116.11	2	Metal Waste	2/12/2007	scrap
A/93	93 - 004	6351752.46	2267163.30	4	Metal Waste	2/12/2007	scrap
A/93	93 - 005	6351724.68	2267195.66	6	Metal Waste	2/12/2007	scrap
A/93	93 - 006	6351729.81	2267281.68	3	Metal Waste	2/12/2007	wire
A/93	93 - 007	6351852.50	2267277.64	2	Metal Waste	2/12/2007	pipe
A/93	93 - 008	6351870.03	2267275.21	12	Metal Waste	2/12/2007	pipe
A/93	93-11qc	6351724.42	2267288.16	4	Metal Waste	2/12/2007	wire
A/93	93 - 013	6351790.21	2267116.65	3	MC	2/12/2007	Penetrator

Area/Grid	TargetID	Easting	Northing	Depth (in)	Target_type	Date	Description
A/94	94 - 003	6351720.09	2267344.89	2	Metal Waste	2/9/2007	metal ring
A/94	94 - 004	6351735.92	2267343.01	4	QC Item	2/9/2007	QC 016
A/94	94 - 006	6351830.54	2267294.38	0	No Find	2/9/2007	no find
A/94	94 - 007qc	6351704.26	2267380.70	3	Metal Waste	2/9/2007	wire
A/95	95 - 003	6351499.20	2267309.09	0	Metal Waste	2/12/2007	wire
A/95	95 - 004	6351513.02	2267307.84	5	Metal Waste	2/12/2007	bolt
A/95	95 - 006	6351580.20	2267355.56	6	MEC	2/12/2007	30mm (HE)
A/95	95 - 008qc	6351540.02	2267457.27	6	MC	2/12/2007	Penetrator
A/95	95 - 010	6351608.14	2267478.31	4	Metal Waste	2/12/2007	scrap
A/95	95 - 011	6351538.45	2267501.85	0	Metal Waste	2/12/2007	scrap
A/95	95 - 012	6351680.03	2267498.72	4	Metal Waste	2/12/2007	bolt
A/95	95 - 013	6351684.74	2267468.89	4	Metal Waste	2/12/2007	wire
A/96	96 - 003	6351457.68	2267323.02	8	Metal Waste	2/13/2007	wire
A/96	96 - 004	6351421.77	2267332.59	3	Metal Waste	2/13/2007	wire
A/96	96 - 005	6351458.88	2267344.56	3	Metal Waste	2/13/2007	scrap
A/96	96 - 006	6351436.73	2267379.57	5	Metal Waste	2/13/2007	nail
A/96	96 - 007	6351456.78	2267328.41	5	Metal Waste	2/13/2007	wire
A/96	96 - 013qc	6351490.29	2267359.52	0	No Find	2/13/2007	no find
A/96	96 - 023qc	6351493.29	2267424.16	0	No Find	2/13/2007	no find
A/96	96 - 026	6351472.34	2267446.30	0	Metal Waste	2/13/2007	wire
A/96	96 - 027	6351462.47	2267459.16	5	Metal Waste	2/13/2007	scrap
A/96	96 - 028	6351456.18	2267451.98	0	Metal Waste	2/13/2007	scrap
A/96	96 - 029	6351402.92	2267484.89	10	QC Item	2/13/2007	QA 018a
A/97	97 - 002qc	6351455.29	2267518.55	0	No Find	2/13/2007	no find
A/97	97 - 007	6351485.21	2267594.86	1	MEC	2/13/2007	30mm
A/97	97 - 008	6351435.24	2267621.78	8	Metal Waste	2/13/2007	wire
A/97	97 - 009	6351503.16	2267638.24	0	Metal Waste	2/13/2007	wire
A/97	97 - 010	6351429.55	2267655.30	8	Metal Waste	2/13/2007	bolt
A/97	97 - 011	6351413.69	2267706.16	3	Metal Waste	2/13/2007	bolt

Area/Grid	TargetID	Easting	Northing	Depth (in)	Target_type	Date	Description
A/98	98 - 002	6351514.20	2267531.88	2	MC	2/14/2007	Nose cone
A/98	98 - 003	6351518.56	2267525.93	6	QC Item	2/14/2007	QC 017
A/98	98 - 004	6351540.36	2267516.02	0	Metal Waste	2/14/2007	wire
A/98	98 - 005	6351551.46	2267518.41	0	Metal Waste	2/14/2007	wire
A/98	98 - 006	6351667.98	2267503.34	0	Metal Waste	2/14/2007	wire
A/98	98 - 007	6351671.94	2267525.93	0	Metal Waste	2/14/2007	wire
A/98	98 - 008	6351674.71	2267512.06	2	Metal Waste	2/14/2007	wire
A/98	98 - 009	6351685.81	2267516.82	2	Metal Waste	2/14/2007	wire
A/98	98 - 010	6351686.60	2267546.15	3	Metal Waste	2/14/2007	nail
A/98	98 - 011	6351658.86	2267568.34	4	Metal Waste	2/14/2007	wire
A/98	98 - 012	6351633.89	2267573.49	8	Metal Waste	2/14/2007	scrap
A/98	98 - 013	6351631.52	2267571.12	8	Metal Waste	2/14/2007	scrap
A/98	98 - 014	6351615.66	2267575.08	0	Metal Waste	2/14/2007	scrap
A/98	98 - 015	6351597.83	2267597.27	1	Metal Waste	2/14/2007	scrap
A/98	98 - 016	6351534.02	2267568.73	2	Metal Waste	2/14/2007	wire
A/98	98 - 017	6351525.30	2267579.84	8	Metal Waste	2/15/2007	scrap
A/98	98 - 018	6351509.84	2267571.51	4	MC	2/14/2007	Penetrator
A/98	98 - 019	6351624.94	2267645.37	2	MC	2/14/2007	30mm empty
A/98	98 - 020	6351602.40	2267659.14	5	MC	2/14/2007	Penetrator
A/98	98 - 021	6351555.65	2267697.13	2	Metal Waste	2/14/2007	wire
A/98	98 - 022	6351559.82	2267701.30	3	Metal Waste	2/14/2007	wire
A/98	98 - 025	6351708.84	2267692.95	3	Metal Waste	2/14/2007	nail
A/98	98 - 031qc	6351534.57	2267525.57	4	Metal Waste	2/14/2007	wire
A/100	100 - 003	6351756.21	2267837.38	0	Metal Waste	2/14/2007	scrap
A/100	100 - 004qc	6351741.60	2267887.46	4	Metal Waste	2/14/2007	wire
A/101	101 - 003	6351665.22	2267705.05	0	Metal Waste	2/14/2007	wire
A/101	101 - 004	6351654.37	2267755.98	12	QC Item	2/14/2007	QA 019a
A/101	101 - 005	6351586.75	2267761.41	8	QC Item	2/15/2007	QC 018
A/101	101 - 006	6351590.50	2267812.33	10	Metal Waste	2/14/2007	scrap
A/101	101 - 007	6351587.16	2267813.16	10	Metal Waste	2/15/2007	scrap
A/101	101 - 008	6351594.26	2267820.68	2	Metal Waste	2/14/2007	scrap
A/101	101 - 009	6351519.54	2267846.14	1	Metal Waste	2/14/2007	wire
A/101	101 - 010	6351516.20	2267856.16	1	Metal Waste	2/14/2007	wire
A/101	101 - 011	6351516.20	2267862.42	1	Metal Waste	2/14/2007	wire
A/101	101 - 012	6351651.44	2267851.15	1	Metal Waste	2/14/2007	scrap
A/101	101 - 013	6351692.77	2267792.71	6	Metal Waste	2/14/2007	nail
A/101	101 - 014	6351618.47	2267898.31	1	Metal Waste	2/14/2007	nail
A/101	101 - 019qc	6351701.53	2267798.55	0	No Find	2/14/2007	no find
A/101	101 - 028qc	6351525.80	2267824.02	0	No Find	2/14/2007	no find

Area/Grid	TargetID	Easting	Northing	Depth (in)	Target_type	Date	Description
A/102	102 - 002	6351408.62	2267730.73	6	Metal Waste	2/14/2007	scrap
A/102	102 - 005	6351401.21	2267736.48	0	Metal Waste	2/14/2007	wire
A/102	102 - 006qc	6351470.36	2267734.02	2	Metal Waste	2/14/2007	bolt
A/102	102 - 008	6351507.13	2267799.05	0	Metal Waste	2/14/2007	scrap
A/102	102 - 009	6351443.20	2267823.74	3	Metal Waste	2/14/2007	bolt
A/102	102 - 010	6351419.05	2267845.70	6	Metal Waste	2/14/2007	wire
A/102	102 - 011	6351412.74	2267846.25	6	Metal Waste	2/14/2007	scrap
A/102	102 - 012	6351413.01	2267851.73	2	Metal Waste	2/14/2007	scrap
A/102	102 - 013	6351418.22	2267854.20	0	No Find	2/14/2007	no find
A/102	102 - 014	6351431.94	2267863.53	3	Metal Waste	2/14/2007	bolt
A/102	102 - 015	6351438.53	2267856.67	3	Metal Waste	2/14/2007	bolt
A/102	102 - 016	6351457.46	2267865.18	2	Metal Waste	2/14/2007	wire
A/102	102 - 017	6351462.40	2267858.59	2	Metal Waste	2/14/2007	wire
A/102	102 - 018	6351496.98	2267888.78	0	Metal Waste	2/14/2007	wire
A/102	102 - 019	6351443.47	2267909.09	0	Metal Waste	2/14/2007	wire
A/103	103 - 004	6351510.32	2267955.77	3	Metal Waste	2/14/2007	scrap
A/103	103 - 005	6351497.74	2267945.76	3	Metal Waste	2/14/2007	wire
A/103	103 - 006	6351495.16	2267944.62	3	Metal Waste	2/14/2007	wire
A/103	103 - 007	6351490.88	2267946.62	3	Metal Waste	2/14/2007	wire
A/103	103 - 008	6351486.02	2267949.76	3	Metal Waste	2/14/2007	wire
A/103	103 - 009	6351482.58	2267948.33	3	Metal Waste	2/14/2007	wire
A/103	103 - 010	6351477.72	2267944.62	3	Metal Waste	2/14/2007	wire
A/103	103 - 011	6351477.44	2267948.33	3	Metal Waste	2/14/2007	wire
A/103	103 - 012	6351486.02	2267937.18	3	Metal Waste	2/14/2007	wire
A/103	103 - 013	6351484.58	2267932.03	3	Metal Waste	2/14/2007	wire
A/103	103 - 014	6351466.29	2267930.32	3	Metal Waste	2/14/2007	wire
A/103	103 - 015	6351467.14	2267934.61	3	Metal Waste	2/14/2007	wire
A/103	103 - 021	6351434.84	2267990.65	0	Metal Waste	2/14/2007	wire
A/103	103 - 022	6351457.14	2267991.51	3	Metal Waste	2/14/2007	wire
A/103	103 - 023	6351460.28	2267996.94	3	Metal Waste	2/14/2007	wire
A/103	103 - 024	6351468.57	2268007.23	3	Metal Waste	2/14/2007	wire
A/103	103 - 025	6351446.56	2268023.24	0	Metal Waste	2/14/2007	wire
A/103	103 - 026	6351452.85	2268073.56	8	Metal Waste	2/14/2007	wire
A/103	103 - 027	6351456.28	2268071.27	1	Metal Waste	2/14/2007	nail
A/103	103 - 028	6351451.13	2268084.14	1	Metal Waste	2/14/2007	nail
A/103	103 - 029	6351439.13	2268092.43	0	Metal Waste	2/14/2007	wire
A/103	103 - 030	6351441.98	2268086.71	6	Metal Waste	2/14/2007	scrap
A/103	103 - 031qc	6351407.96	2268076.13	6	Metal Waste	2/14/2007	wire
A/103	103 - 032	6351367.36	2268094.43	3	Metal Waste	2/14/2007	wire
A/103	103 - 033	6351434.84	2268106.16	12	Metal Waste	2/14/2007	washer

Area/Grid	TargetID	Easting	Northing	Depth (in)	Target_type	Date	Description
A/104	104 - 003	6351670.24	2267922.41	2	MC	2/15/2007	Penetrator
A/104	104 - 004	6351626.96	2267922.8	2	Metal Waste	2/15/2007	nail
A/104	104 - 005	6351623.06	2267931.37	2	Metal Waste	2/15/2007	nail
A/104	104 - 006	6351635.93	2267942.68	8	Metal Waste	2/15/2007	nail
A/104	104 - 007	6351610.19	2267952.43	2	Metal Waste	2/15/2007	nail
A/104	104 - 008	6351599.66	2267947.36	2	Metal Waste	2/15/2007	nail
A/104	104 - 009	6351552.87	2267945.41	5	Metal Waste	2/15/2007	wire
A/104	104 - 010	6351545.46	2267942.68	1	Metal Waste	2/15/2007	wire
A/104	104 - 011	6351547.02	2267934.88	0	Metal Waste	2/15/2007	wire
A/104	104 - 012	6351534.16	2267910.31	1	Metal Waste	2/15/2007	wire
A/104	104 - 013	6351529.09	2267913.05	1	Metal Waste	2/15/2007	wire
A/104	104 - 014	6351525.97	2267908.37	0	Metal Waste	2/15/2007	wire
A/104	104 - 015	6351524.02	2267926.7	1	Metal Waste	2/15/2007	wire
A/104	104 - 016	6351520.12	2267947.36	4	Metal Waste	2/15/2007	wire
A/104	104 - 017	6351526.75	2267947.75	4	Metal Waste	2/15/2007	wire
A/104	104 - 018	6351528.7	2267950.09	4	Metal Waste	2/15/2007	wire
A/104	104 - 019	6351531.04	2267952.04	4	Metal Waste	2/15/2007	wire
A/104	104 - 020	6351534.55	2267953.98	4	Metal Waste	2/15/2007	wire
A/104	104 - 021	6351538.05	2267955.16	4	Metal Waste	2/15/2007	wire
A/104	104 - 022	6351540.78	2267955.94	4	Metal Waste	2/15/2007	wire
A/104	104 - 023	6351548.19	2267959.05	4	Metal Waste	2/15/2007	wire
A/104	104 - 024	6351553.26	2267957.88	4	Metal Waste	2/15/2007	wire
A/104	104 - 025	6351554.04	2267963.34	4	Metal Waste	2/15/2007	wire
A/104	104 - 026	6351531.43	2268037.82	2	Metal Waste	2/15/2007	wire
A/104	104 - 027	6351534.55	2268038.6	2	Metal Waste	2/15/2007	wire
A/104	104 - 028	6351641.77	2268018.71	0	Metal Waste	2/15/2007	wire
A/104	104 - 029	6351681.94	2268027.68	2	Metal Waste	2/15/2007	chain
A/104	104-37qc	6351548.19	2267913.83	1	Metal Waste	2/15/2007	nail
A/105	105 - 003	6351762.26	2267993.37	6	MC	2/14/07	30mm partial
A/106	106 - 004	6351775.13	2268137.64	11	QC Item	2/14/07	QA-020A
A/106	106 - 005	6351836.73	2268119.31	8	MC	2/14/07	30mm frag
A/106	106 - 006qc	6351810.22	2268155.97		No Find	2/14/07	slightly noisy

Area/Grid	TargetID	Easting	Northing	Depth (in)	Target_type	Date	Description
A/107	107 - 001	6351621.49	2268206.70	4	Metal Waste	2/14/07	wire - tiny scrap, not clear
A/107	107 - 002	6351618.32	2268204.32	4	Metal Waste	2/14/07	wire - tiny scrap, not clear
A/107	107 - 003	6351616.20	2268206.96	4	Metal Waste	2/14/07	wire - tiny scrap, not clear
A/107	107 - 004	6351601.13	2268197.70	6	Metal Waste	2/14/07	wire - tiny scrap, not clear
A/107	107 - 005	6351598.22	2268197.70	6	Metal Waste	2/14/07	wire - tiny scrap, not clear
A/107	107 - 006	6351595.31	2268195.06	6	Metal Waste	2/14/07	wire - tiny scrap, not clear
A/107	107 - 007	6351592.94	2268194.53	6	Metal Waste	2/14/07	wire - tiny scrap, not clear
A/107	107 - 008	6351590.29	2268191.36	6	Metal Waste	2/14/07	wire - tiny scrap, not clear
A/107	107 - 009	6351592.41	2268188.98	6	Metal Waste	2/14/07	wire - tiny scrap, not clear
A/107	107 - 010	6351585.80	2268191.63	6	Metal Waste	2/14/07	wire - tiny scrap, not clear
A/107	107 - 011	6351577.07	2268196.65	0	Metal Waste	2/14/07	wire - tiny scrap, not clear
A/107	107 - 012	6351578.92	2268219.91	0	Metal Waste	2/14/07	wire - tiny scrap, not clear
A/107	107 - 013	6351554.33	2268213.30	4	Metal Waste	2/14/07	wire - tiny scrap, not clear
A/107	107 - 014	6351567.82	2268241.86	0	Metal Waste	2/14/07	wire - tiny scrap, not clear
A/107	107 - 015	6351575.48	2268248.73	0	Metal Waste	2/14/07	wire - tiny scrap, not clear
A/107	107 - 016	6351613.82	2268244.77	3	MC	2/14/07	Penetrator
A/107	107 - 017	6351629.16	2268208.55	4	Metal Waste	2/14/07	wire - tiny scrap, not clear
A/107	107 - 018qc	6351551.95	2268210.66	4	Metal Waste	2/14/07	wire - tiny scrap, not clear

Area/Grid	TargetID	Easting	Northing	Depth (in)	Target_type	Date	Description
A/108	108 - 002	6351444.84	2268116.70	4	Metal Waste	2/14/07	wire
A/108	108 - 003	6351441.26	2268119.77	3	Metal Waste	2/14/07	wire
A/108	108 - 004	6351438.45	2268131.27	0	Metal Waste	2/14/07	wire
A/108	108 - 005	6351448.67	2268122.07	4	MC	2/14/07	Penetrator
A/108	108 - 006	6351450.46	2268123.86	0	Metal Waste	2/14/07	wire
A/108	108 - 007	6351458.64	2268120.80	0	Metal Waste	2/14/07	wire
A/108	108 - 008	6351458.38	2268126.16	1	Metal Waste	2/14/07	wire
A/108	108 - 009	6351463.23	2268125.65	5	Metal Waste	2/14/07	wire - tiny scrap, not clear
A/108	108 - 010	6351454.55	2268128.97	1	Metal Waste	2/14/07	wire
A/108	108 - 011	6351455.82	2268133.57	3	Metal Waste	2/14/07	wire
A/108	108 - 013	6351465.79	2268135.62	8	Metal Waste	2/14/07	wire
A/108	108 - 014	6351449.44	2268149.41	6	Metal Waste	2/14/07	nail
A/108	108 - 015	6351461.96	2268141.49	6	Metal Waste	2/14/07	nail
A/108	108 - 016	6351429.00	2268142.26	0	Metal Waste	2/14/07	nail
A/108	108 - 017	6351479.59	2268139.96	4	Metal Waste	2/14/07	nail
A/108	108 - 018	6351486.23	2268139.45	5	Metal Waste	2/14/07	nail
A/108	108 - 019	6351487.00	2268146.86	5	Metal Waste	2/14/07	wire - tiny scrap, not clear
A/108	108 - 020	6351487.51	2268151.45	5	Metal Waste	2/14/07	nail
A/108	108 - 021	6351491.08	2268149.41	6	Metal Waste	2/14/07	nail
A/108	108 - 022	6351490.57	2268146.34	5	Metal Waste	2/14/07	nail
A/108	108 - 023	6351498.49	2268151.20	5	Metal Waste	2/14/07	nail
A/108	108 - 024	6351495.17	2268154.77	4	Metal Waste	2/14/07	nail
A/108	108 - 025qc	6351472.18	2268162.70	4	Metal Waste	2/14/07	wire
A/108	108 - 027	6351512.99	2268202.62	0	Metal Waste	2/14/07	wire
A/108	108 - 031	6351511.06	2268310.20	0	Metal Waste	2/14/07	grid stake
A/108	108 - 032	6351546.00	2268406.42	0	Metal Waste	2/14/07	grid stake

AERA A - TARGET IMPACT AREA - EASTERN EXTENSION DIG RESULTS						
TARGET ID	EASTING	NORTHING	DEPTH (IN)	DESCRIPTION	TARGET TYPE	DATE
1	6351975.31	2262888.25		Stake Nail	Other	9/12/2006
2	6352000.19	2263019.13	8		Metal Waste	9/12/2006
3	6352000.69	2263039.2			No Find	9/12/2006
4	6352005.5	2263068.89	4		Metal Waste	9/12/2006
5	6352011.8	2263095.77	1		Metal Waste	9/12/2006
6	6352012.3	2263098.92	1		Metal Waste	9/12/2006
7	6352015.12	2263118.16	1		Metal Waste	9/12/2006
8	6352013.13	2263123.63	1		Metal Waste	9/12/2006
9	6352014.79	2263132.09	1		Metal Waste	9/12/2006
10	6352017.94	2263155.81	3		Metal Waste	9/12/2006
11	6352086.61	2263188.16	2		Metal Waste	9/12/2006
12	6352087.77	2263183.52	0		Metal Waste	9/12/2006
13	6352087.11	2263180.53	3		Metal Waste	9/12/2006
14	6352082.3	2263168.59	0		Metal Waste	9/12/2006
15	6352079.81	2263157.3	2		Metal Waste	9/12/2006
16	6352079.15	2263154.48	1		Metal Waste	9/12/2006
17	6352080.81	2263145.36	1		Metal Waste	9/12/2006
18	6352080.14	2263136.57	0		Metal Waste	9/12/2006
19	6352077.82	2263132.76	0		Metal Waste	9/12/2006
20	6352070.69	2263095.27	0		Metal Waste	9/12/2006
21	6352068.2	2263078.02	0		Metal Waste	9/12/2006
22	6352070.19	2263075.36	10	22 cal case	MC	9/12/2006
23	6352067.7	2263074.37	1	22 cal case	MC	9/12/2006
24	6352067.37	2263071.38	0		Metal Waste	9/12/2006
25	6352069.36	2263069.39	1		Metal Waste	9/12/2006
26	6352066.71	2263055.13	2	wire 2ft from flag.	Metal Waste	9/12/2006
27	6352065.05	2263050.15	1		Metal Waste	9/12/2006
28	6352064.43	2263039.32	0		Metal Waste	9/12/2006
29	6352062.73	2263031.24	0		Metal Waste	9/12/2006
30	6352061.23	2263025.93	0		Metal Waste	9/12/2006
31	6352058.41	2263017.8	1		Metal Waste	9/12/2006
32	6352058.41	2263002.54	0		Metal Waste	9/12/2006
33	6352055.1	2263001.21	0		Metal Waste	9/12/2006
34	6352054.27	2262988.94	0		Metal Waste	9/12/2006
35	6352051.95	2262980.31	1		Metal Waste	9/12/2006
36	6352051.78	2262977	1		Metal Waste	9/12/2006
37	6352046.64	2262948.63	1		Metal Waste	9/12/2006
39	6352043.48	2262928.06	1		Metal Waste	9/12/2006
40	6352037.02	2262887.59		Stake Nail	Other	9/12/2006
41	6352098.89	2262888.09		Stake Nail	Other	9/12/2006
42	6352108.01	2262975.34	2		Metal Waste	9/12/2006

AERA A - TARGET IMPACT AREA - EASTERN EXTENSION DIG RESULTS						
TARGET ID	EASTING	NORTHING	DEPTH (IN)	DESCRIPTION	TARGET TYPE	DATE
43	6352106.35	2262979.32	1		Metal Waste	9/12/2006
44	6352108.51	2262985.62	1		Metal Waste	9/12/2006
45	6352108.51	2262997.57	0		Metal Waste	9/12/2006
46	6352108.51	2262999.72	1		Metal Waste	9/12/2006
47	6352111.22	2263031.83	0		Metal Waste	9/12/2006
48	6352115.48	2263051.53	1		Metal Waste	9/12/2006
49	6352118.44	2263084.37	1	unable to clear hole	Metal Waste	9/12/2006
50	6352118.77	2263091.92	1	unable to clear hole	Metal Waste	9/12/2006
51	6352114.5	2263080.1	1	unable to clear hole	Metal Waste	9/12/2006
52	6352109.9	2263023.95	0		Metal Waste	9/12/2006
53	6352113.98	2263036.88	1		Metal Waste	9/12/2006
54	6352112.99	2263061.76	12	unable to clear hole	MEC Scrap	9/12/2006
55	6352114.81	2263070.05	6	unable to clear hole	Metal Waste	9/12/2006
56	6352117.3	2263075.36	6	unable to clear hole	Metal Waste	9/12/2006
57	6352115.15	2263088.47	1	unable to clear hole	Metal Waste	9/12/2006
58	6352115.81	2263095.43	1	unable to clear hole	Metal Waste	9/12/2006
59	6352119.13	2263098.75	2	fire ext btl 20; pieces of metal; unable to cleAR hole.	Metal Waste	9/13/2006
60	6352116.97	2263107.38	1	unable to clear hole.	Metal Waste	9/13/2006
61	6352120.62	2263109.53	2	unable to clear.	Metal Waste	9/13/2006
62	6352122.11	2263116.17	2	unable to clear.	Metal Waste	9/13/2006
63	6352124.77	2263158.14	0		Metal Waste	9/13/2006
64	6352128.42	2263199.61	1		Metal Waste	9/13/2006
65	6352128.58	2263205.08	0		Metal Waste	9/13/2006
66	6352133.72	2263258.99	0		Metal Waste	9/13/2006
69	6352135.71	2263886.68	3		Metal Waste	9/13/2006
72	6352151.47	2264159.54		Stake Nail	Other	9/13/2006
73	6352088.77	2264172.82		Stake Nail	Other	9/13/2006
74	6352093.41	2263703.88	0		Metal Waste	9/13/2006
75	6352093.25	2263632.88	3		MC	9/13/2006
78	6352051.61	2263410.77	1	unable to clear.	Metal Waste	9/13/2006
79	6352048.63	2263412.1	2		Metal Waste	9/13/2006
80	6352038.84	2263421.72	4	unable to clear	Metal Waste	9/13/2006
83	6352027.23	2263647.14	3		Metal Waste	9/12/2006
84	6352027.4	2263733.9	3	seed 30-003		9/12/2006
85	6352028.56	2263763.43	3		Metal Waste	9/12/2006
88	6352027.56	2263794.28	2		Metal Waste	9/12/2006
91	6352029.05	2263830.61	2		Metal Waste	9/12/2006
92	6352029.72	2263855.66	1		Metal Waste	9/12/2006
96	6352027.89	2264172.15	1	Stake Nail	Other	9/12/2006

AREA A - TARGET IMPACT AREA - WESTERN EXTENSION DIG RESULTS						
TARGET ID	EASTING	NORTHING	DEPTH (IN)	DESCRIPTION	TARGET TYPE	DATE
1	6350796.84	2262893.96		transect nail	Other	9/13/2006
2	6350799.97	2262986.5	4	30-001	QC Item	9/13/2006
3	6350806.36	2263131.32	0		Metal Waste	9/13/2006
4	6350805.74	2263134.44	2		Metal Waste	9/13/2006
5	6350814.9	2263382.64	0		Metal Waste	9/13/2006
6	6350814.55	2263385.14			No Find	9/19/2006
8	6350816.33	2263425.42	2		Metal Waste	9/13/2006
10	6350817.76	2263525.06	1		Metal Waste	9/13/2006
11	6350810.98	2263656.07	1		Metal Waste	9/20/2006
13	6350816.86	2264129.3	1		Metal Waste	9/20/2006
14	6350820.07	2264654.75	0		Metal Waste	9/20/2006
16	6350815.79	2264927.29	0		Metal Waste	9/20/2006
17	6350834.33	2265155.61	1		Metal Waste	9/20/2006
20	6350820.25	2265357.2	0	transect nail	Other	9/20/2006
21	6350883.35	2265357.03		transect nail	Other	9/13/2006
24	6350874.26	2264633.99	0		Metal Waste	9/13/2006
25	6350875.15	2264579.45	2		Metal Waste	9/20/2006
27	6350879.6	2264433.47	3		Metal Waste	9/20/2006
28	6350881.21	2264349.7	3		Metal Waste	9/20/2006
30	6350879.78	2264110.32	0		Metal Waste	9/20/2006
31	6350878.54	2264030.11	1		Metal Waste	9/20/2006
35	6350876.75	2263938.76	3		Metal Waste	9/20/2006
36	6350876.22	2263935.55	4		Metal Waste	9/20/2006
37	6350876.58	2263922.36	1		Metal Waste	9/20/2006
38	6350879.25	2263842.33	1		Metal Waste	9/20/2006
41	6350880.32	2263802.23	0		Metal Waste	9/20/2006
42	6350880.85	2263799.55		nothing found	No Find	9/20/2006
43	6350881.74	2263792.78	0		Metal Waste	9/20/2006
45	6350882.99	2263716.49	0		Metal Waste	9/20/2006
46	6350882.1	2263688.33	0		Metal Waste	9/20/2006
47	6350882.99	2263683.7	0		Metal Waste	9/20/2006
48	6350883.88	2263625.23	0		Metal Waste	9/20/2006
49	6350882.46	2263619.88	1		Metal Waste	9/20/2006
50	6350884.24	2263617.57	1		Metal Waste	9/20/2006
51	6350882.81	2263603.84	2		Metal Waste	9/20/2006
52	6350886.02	2263528.45	0		Metal Waste	9/20/2006
54	6350885.66	2263465.53	4		Metal Waste	9/20/2006
60	6350872.12	2263181.05	4		Metal Waste	9/20/2006
64	6350864.99	2262950.05	12	30-019	QC Item	9/20/2006

AREA A - TARGET IMPACT AREA - WESTERN EXTENSION DIG RESULTS						
TARGET ID	EASTING	NORTHING	DEPTH (IN)	DESCRIPTION	TARGET TYPE	DATE
65	6350864.63	2262947.02			No Find	9/20/2006
67	6350863.21	2262934.01	3		Metal Waste	9/20/2006
68	6350860.18	2262893.37		transect nails	Other	9/20/2006
69	6350924.18	2262977.36		transect nails	Other	9/20/2006
70	6350924.9	2263016.04	6		Metal Waste	9/20/2006
71	6350926.34	2263026.37	12		Metal Waste	9/20/2006
72	6350928.75	2263083.07	8		Metal Waste	9/20/2006
76	6350935.47	2263389.14	2		Metal Waste	9/20/2006
78	6350934.99	2263505.67	3		Metal Waste	9/20/2006
79	6350934.99	2263547.47	0		Metal Waste	9/20/2006
80	6350934.99	2263554.2	0		Metal Waste	9/20/2006
81	6350937.64	2263561.16	1		Metal Waste	9/20/2006
82	6350934.99	2263564.53	0		Metal Waste	9/20/2006
83	6350937.4	2263565.49	2		Metal Waste	9/20/2006
84	6350938.36	2263586.15	1		Metal Waste	9/20/2006
85	6350939.08	2263650.78	1		Metal Waste	9/20/2006
86	6350938.84	2263700.75	2		Metal Waste	9/20/2006
87	6350936.91	2263706.76	2		Metal Waste	9/20/2006
88	6350939.08	2263730.3	1		Metal Waste	9/20/2006
93	6350941	2263802.67	2		Metal Waste	9/20/2006
94	6350939.47	2263810.33	2		Metal Waste	9/20/2006
95	6350940.23	2263815.23	2		Metal Waste	9/20/2006
96	6350941.3	2263818.6	1		Metal Waste	9/20/2006
97	6350940.39	2263821.66	0		Metal Waste	9/20/2006
98	6350939.01	2263824.12	4		Metal Waste	9/20/2006
99	6350939.47	2263827.95	4	unable to clear	Metal Waste	9/20/2006
100	6350942.53	2263842.5	4	unable to clear	MEC Scrap	9/20/2006
101	6350941.15	2263845.26	4	unable to clear	Metal Waste	9/20/2006
102	6350942.22	2263849.39	4	unable to clear	Metal Waste	9/20/2006
103	6350939.62	2263855.68	4		Metal Waste	9/20/2006
104	6350939.47	2263859.36	6	unable to clear	Metal Waste	9/20/2006
105	6350942.22	2263861.35	8	unable to clear.	Metal Waste	9/20/2006
106	6350941.92	2263872.22	8	unable to clear	Metal Waste	9/20/2006
107	6350943.14	2263877.74	8	unable to clear	Metal Waste	9/20/2006
108	6350940.23	2263880.8	8	unable to clear.	Metal Waste	9/20/2006
109	6350940.4	2263832.12	4		Metal Waste	9/20/2006
110	6350939.95	2263839.39	4		Metal Waste	9/20/2006
111	6350940.4	2263864.6	6		Metal Waste	9/20/2006
112	6350943.58	2263888.89	6	unable to clear	MEC Scrap	9/20/2006

AREA A - TARGET IMPACT AREA - WESTERN EXTENSION DIG RESULTS						
TARGET ID	EASTING	NORTHING	DEPTH (IN)	DESCRIPTION	TARGET TYPE	DATE
113	6350940.63	2263894.12	10	unable to clear.	Metal Waste	9/20/2006
114	6350943.81	2263897.98	8	unable to clear	Metal Waste	9/20/2006
115	6350942.99	2263902.1	8	unable to clear	Metal Waste	9/20/2006
116	6350941.76	2263904.78	4	unable to clear	Metal Waste	9/20/2006
117	6350941.61	2263908.15	10	unable to clear	Metal Waste	9/20/2006
118	6350943.3	2263910.75	6	unable to clear	Metal Waste	9/20/2006
119	6350944.52	2263915.5	4	unable to clear	Metal Waste	9/20/2006
120	6350942.68	2263919.03	5	unable to clear	Metal Waste	9/20/2006
121	6350945.13	2263920.71	6	unable to clear	Metal Waste	9/20/2006
122	6350944.67	2263924.54	3	unable to clear	Metal Waste	9/20/2006
123	6350942.07	2263927.15	6	unable to clear	Metal Waste	9/20/2006
124	6350942.22	2263932.82	4	unable to clear	Metal Waste	9/21/2006
125	6350944.83	2263937.26	4	unable to clear	Metal Waste	9/21/2006
126	6350943.6	2263942.01	6	unable to clear	Metal Waste	9/21/2006
127	6350945.13	2263950.59	6	unable to clear	Metal Waste	9/21/2006
128	6350945.44	2263976.94	5		Metal Waste	9/21/2006
129	6350945.44	2263979.85	5		Metal Waste	9/21/2006
130	6350946.67	2264002.45	5		Metal Waste	9/21/2006
134	6350948.66	2264081.5	4		Metal Waste	9/21/2006
135	6350948.96	2264085.02	0	3ft from flag outside of transect	Metal Waste	9/21/2006
136	6350946.82	2264087.78	0		Metal Waste	9/21/2006
137	6350948.51	2264095.13	6		Metal Waste	9/21/2006
138	6350946.21	2264102.34	0		Metal Waste	9/21/2006
139	6350945.59	2264261.05	2		Metal Waste	9/21/2006
140	6350946.67	2264286.03	0		Metal Waste	9/21/2006
143	6350946.67	2264464.97	3		Metal Waste	9/21/2006
145	6350944.98	2265277.1			No Find	9/21/2006
146	6350947.13	2265356.77		transect nail	Other	9/21/2006
147	6351004.22	2264680.19		transect nail	Other	9/21/2006
149	6351003.81	2264069.13	0		Metal Waste	9/21/2006
150	6351003.81	2264066.09			No Find	9/21/2006
151	6351000.77	2264010.87	1		Metal Waste	9/21/2006
152	6351001.58	2264008.02	1		Metal Waste	9/21/2006
153	6351002.19	2263988.74	2		Metal Waste	9/21/2006
154	6351000.16	2263945.5	6		Metal Waste	9/21/2006
156	6351002.39	2263855.97	0		Metal Waste	9/21/2006
158	6350999.95	2263767.86	6	30-002	QC Item	9/21/2006
161	6350993.86	2263171.02	2	20 guage hull	MEC Scrap	9/21/2006

AREA A - TARGET IMPACT AREA - WESTERN EXTENSION DIG RESULTS						
TARGET ID	EASTING	NORTHING	DEPTH (IN)	DESCRIPTION	TARGET TYPE	DATE
162	6350989.8	2263143.21		transect nail	Other	9/21/2006
163	6351053.95	2263269.28		transect nails	Other	9/21/2006
164	6351052.74	2263333.43	2	7.62 projectile	MEC Scrap	9/21/2006
165	6351057	2263450.36	6		Metal Waste	9/21/2006
166	6351057	2263479.39	4		Metal Waste	9/21/2006
167	6351055.38	2263541.11	2		Metal Waste	9/21/2006
168	6351055.58	2263544.35	4		Metal Waste	9/21/2006
169	6351059.03	2263757.51	8		Metal Waste	9/21/2006
170	6351061.46	2263885.41	8		Metal Waste	9/21/2006
171	6351061.06	2263889.06			No Find	9/21/2006
172	6351065.53	2264406.73	0		Metal Waste	9/21/2006
173	6351064.31	2264409.17			No Find	9/21/2006
174	6351063.09	2264435.36	4		Metal Waste	9/21/2006
175	6351065.32	2264497.89	0		Metal Waste	9/21/2006
176	6351066.34	2264536.66		transect nail	Other	9/21/2006

AREA A - TARGET IMPACT AREA - WESTERN EXTENSION DIG RESULTS						
TARGET ID	EASTING	NORTHING	DEPTH (IN)	DESCRIPTION	TARGET TYPE	DATE

AREA I - INITIAL SUPPLEMENTAL EVALUATION - EASTERN TRANSECTS DIG RESULTS						
TARGET ID	EASTING	NORTHING	DEPTH (IN)	DESCRIPTION	TARGET TYPE	DATE
1	6340366.37	2259167.06		Stake Nail	Other	10/6/2006
2	6340376.59	2259189.79		Stake Nail	Other	10/6/2006
3	6340387.41	2259212.67		Stake Nail	Other	10/6/2006
4	6340398.38	2259236.02		Stake Nail	Other	10/6/2006
5	6340349.33	2259259.68	3	20-002	QC Item	10/6/2006
6	6340346.66	2259257.96			No Find	10/6/2006
7	6340341.49	2259260.15	1		Metal Waste	10/6/2006
8	6340275.05	2259290.08			No Find	10/6/2006
9	6340272.55	2259291.18	1	wire	Metal Waste	10/6/2006
10	6340257.97	2259301.05	1	wire	Metal Waste	10/6/2006
11	6340215.90	2259318.55		Stake Nail	Other	10/6/2006
12	6340205.28	2259296.43		Stake Nail	Other	10/6/2006
13	6340194.84	2259273.04		Stake Nail	Other	10/6/2006
14	6340184.95	2259251.45		Stake Nail	Other	10/6/2006
15	6340173.97	2259227.88		Stake Nail	Other	10/6/2006
16	6340233.84	2259199.94	4	20-001	QC Item	10/6/2006
17	6340274.86	2259237.00	12	20-014	QC Item	10/6/2006
18	6340304.73	2259166.84		nose	MC	10/6/2006
19	6340262.99	2259267.95	4	fragments	MC	10/6/2006
20	6340204.34	2259269.75			No Dig	10/6/2006
21	6340195.34	2259217.75			No Dig	10/6/2006

AREA I - INITIAL SUPPLEMENTAL EVALUATION - NORTH 100% MAPPED AREA DIG RESULTS						
TARGET ID	EASTING	NORTHING	DEPTH (IN)	DESCRIPTION	TARGET TYPE	DATE
1	6340182.36	2259347.91		Transect Nails	Other	9/28/2006
2	6340177.45	2259350.06	2		Metal Waste	9/28/2006
3	6340173.76	2259349.76	2		Metal Waste	9/28/2006
4	6340180.21	2259351.60	1		MEC Scrap	9/28/2006
5	6340164.96	2259348.12	0		Metal Waste	9/28/2006
6	6340166.40	2259354.98	1		Metal Waste	9/28/2006
7	6340154.63	2259346.38	1		Metal Waste	9/28/2006
8	6340145.11	2259354.16	6	27.5mm Projectile (inert)	MC	9/28/2006
9	6340173.15	2259366.13	4	20-010	QC Item	9/28/2006
10	6340167.52	2259378.91	0		No Find	9/28/2006
11	6340167.52	2259398.25	0		Metal Waste	9/28/2006
12	6340161.48	2259402.45	0		Metal Waste	9/28/2006
13	6340184.10	2259434.16	6	20-005	QC Item	9/28/2006
14	6340193.51	2259437.34	0		Metal Waste	9/28/2006
15	6340194.33	2259440.51			No Find	9/28/2006
16	6340198.11	2259443.99		Transect Nails	Other	9/28/2006
17	6340186.24	2259450.13		Transect Nails	Other	9/28/2006
18	6340161.07	2259454.22		Transect Nails	Other	9/28/2006
19	6340136.52	2259457.80		Transect Nails	Other	9/28/2006

AREA I - INITIAL SUPPLEMENTAL EVALUATION - NORTHERN TRANSECTS DIG RESULTS						
TARGET ID	EASTING	NORTHING	DEPTH (IN)	DESCRIPTION	TARGET TYPE	DATE
1	6340209.83	2259447.35	NA	Stake Nail	Other	10/6/2006
2	6340185.66	2259450.60	NA	Stake Nail	Other	10/6/2006
3	6340161.02	2259454.32	NA	Stake Nail	Other	10/6/2006
4	6340136.85	2259458.04	NA	Stake Nail	Other	10/6/2006
5	6340163.81	2259477.10	4	20-003	QC Item	9/28/2006
6	6340197.05	2259520.34	4	20-004	QC Item	9/28/2006
7	6340196.59	2259513.36	1	fragments	MC	9/28/2006
8	6340175.20	2259543.11	8	20-013	QC Item	9/28/2006
9	6340240.75	2259645.15	NA	Stake Nail	Other	10/6/2006
10	6340215.65	2259648.18	NA	Stake Nail	Other	10/6/2006
11	6340191.01	2259652.13	NA	Stake Nail	Other	10/6/2006
12	6340165.90	2259656.31	NA	Stake Nail	Other	10/6/2006

AREA I - INITIAL SUPPLEMENTAL EVALUATION - SOUTH 100% MAPPED AREA DIG RESULTS						
TARGET ID	EASTING	NORTHING	DEPTH (IN)	DESCRIPTION	TARGET TYPE	DATE
1	6340143.38	2259163.45		Transect Nail	Other	10/6/2006
2	6340125.77	2259168.02	1	16mm penetrator	MC	10/6/2006
3	6340104.00	2259180.57			No Find	10/6/2006
4	6340157.53	2259196.11			No Find	10/6/2006
5	6340130.35	2259206.93			No Dig	10/6/2006
6	6340141.44	2259214.14			No Dig	10/6/2006
7	6340127.29	2259213.86			No Dig	10/6/2006
8	6340151.29	2259235.91	1	Nose Cone	MC	10/6/2006
9	6340173.20	2259228.14			No Dig	10/6/2006
10	6340183.32	2259250.89			No Dig	10/6/2006
11	6340193.87	2259273.91			No Dig	10/6/2006
12	6340185.54	2259264.90	1	Car Parts	Metal Waste	10/6/2006
13	6340182.91	2259264.62			No Find	10/6/2006
14	6340185.54	2259297.35	1	wire	Metal Waste	10/6/2006
15	6340175.70	2259312.19	0	bolt	Metal Waste	10/6/2006
16	6340203.57	2259296.66		Transect Nails	Other	10/6/2006
17	6340209.40	2259310.80		Transect Nails	Other	10/6/2006
18	6340169.73	2259332.30	0	Car Parts	Metal Waste	10/6/2006
19	6340167.51	2259333.41	1	fragments	MC	10/6/2006
20	6340162.38	2259337.29	1	fragments	MC	10/6/2006
21	6340162.52	2259335.07	0	Car Part	Metal Waste	10/6/2006
22	6340158.78	2259333.41	1	Car Parts	Metal Waste	10/6/2006
23	6340155.73	2259332.02	1	fragments	MC	10/6/2006
24	6340151.01	2259329.11	10	fragments	MC	10/6/2006
25	6340145.60	2259338.96	3	Nut	Metal Waste	10/6/2006
26	6340144.63	2259336.18			Metal Waste	10/6/2006
27	6340152.68	2259274.88	6	27.5mm Projectile (inert)	MC	10/6/2006
28	6340143.52	2259267.12	12	20-011	QC Item	10/6/2006
29	6340136.73	2259290.14	2	20-006	QC Item	10/6/2006
30	6340133.40	2259249.50			Metal Waste	10/6/2006
31	6340114.40	2259223.43	0	Car Part	Metal Waste	10/6/2006
32	6340110.24	2259232.59	2	fragments	MC	10/6/2006
33	6340107.74	2259240.21	1	27.5mm Projectile (inert)	MC	10/6/2006
34	6340109.96	2259250.06	6	27.5mm Projectile (inert)	MC	10/6/2006
35	6340132.98	2259272.39	6	16mm penetrator	MC	10/6/2006

AREA D - END OF TPLZ RANGE FAN AOC- POTENTIAL HE TARGET FOCUS AREA						
DIG RESULTS						
TARGET ID	EASTING	NORTHING	DEPTH (IN)	DESCRIPTION	TARGET TYPE	DATE
4	6352574.74	2256075.23	12	36-007	QC Item	10/6/2006
5	6352581.03	2256028.45	3	fragments	MEC Scrap	10/13/2006
13	6352607.57	2255946.14			No Find	10/13/2006
15	6352617.02	2256009.34	8	fragments	MEC Scrap	10/13/2006
16	6352617.02	2256012.48			No Find	10/13/2006
17	6352620.84	2256028.45	4	fragments	MEC Scrap	10/13/2006
18	6352628.49	2256023.95	6	fragments	MEC Scrap	10/13/2006
19	6352630.96	2256026.2				10/13/2006
20	6352644.45	2256027.33	4	fragments	MEC Scrap	10/13/2006
21	6352651.65	2256039.25			No Find	10/13/2006
34	6352717.58	2255994.8	0	mtl flg	Other	10/13/2006
35	6352718.76	2255996.7	0	mtl flg	Other	10/13/2006
36	6352718.05	2255999.53	0	mtl flg	Other	10/13/2006
37	6352716.63	2255997.41	0	mtl flg	Other	10/13/2006
38	6352710.13	2255995.39	0	mtl flg	Other	10/13/2006
39	6352711.08	2255997.17	0	mtl flg	Other	10/13/2006
40	6352710.01	2255998.59	0	mtl flg	Other	10/13/2006
41	6352707.41	2256004.97	0	met flg	Other	10/13/2006
42	6352705.99	2256007.93	0	metal flag	Other	10/13/2006
43	6352705.05	2256012.54	0	metal flag	Other	10/13/2006
44	6352704.22	2256015.61	0	metal flag	Other	10/13/2006
45	6352709.54	2256021.16			No Find	10/13/2006
46	6352711.08	2256022.7			No Find	10/13/2006
47	6352709.78	2256025.42	0	metal flag	Other	10/13/2006
48	6352704.1	2256025.89	4	can	Metal Waste	10/13/2006
49	6352722.66	2256027.55	1	wire	Metal Waste	10/13/2006
51	6352689.45	2256047.48	3	wire	Metal Waste	10/13/2006
52	6352688.92	2256050.54	3	wire	Metal Waste	10/13/2006
53	6352682.55	2256057.3	0	metal flag	Other	10/13/2006
54	6352695.03	2256062.34	0	metal flag	Other	10/13/2006
55	6352669.16	2256059.95	8	fragments	MEC Scrap	10/13/2006
56	6352652.44	2256054.65	1	fragments	MEC Scrap	10/13/2006
57	6352650.05	2256056.5			No Find	10/13/2006
58	6352660.53	2256087.29	1	.22 cal case	Metal Waste	10/13/2006
59	6352659.07	2256089.54			No Find	10/13/2006
61	6352645.01	2256076.54	12	37-001	QC Item	10/13/2006

AREA D - END OF TPLZ RANGE FAN AOC- POTENTIAL HE TARGET FOCUS AREA						
DIG RESULTS						
TARGET ID	EASTING	NORTHING	DEPTH (IN)	DESCRIPTION	TARGET TYPE	DATE
62	6352641.69	2256064.33	4	nails	Metal Waste	10/13/2006
63	6352637.45	2256064.86	6	fragments big	MEC Scrap	10/13/2006
64	6352620.47	2256077.73	12	fragments	MEC Scrap	10/13/2006
65	6352614.5	2256076.27	6	wire	Metal Waste	10/13/2006
66	6352627.23	2256081.98			No Find	10/13/2006
67	6352631.48	2256081.45	0	nails	Metal Waste	10/13/2006
71	6352620.47	2256046.16	0	rebar unable to clear	Metal Waste	10/13/2006
72	6352627.23	2256047.62	0	unable to clear	Metal Waste	10/13/2006
73	6352625.04	2256058.33	1	nail	Metal Waste	10/13/2006
81	6352649.72	2256116.17	0	metal flag	Other	10/13/2006
82	6352648.66	2256119.09	0	metal flag	Other	10/13/2006
83	6352635.39	2256119.09	0	metal flag	Other	10/13/2006
84	6352635.92	2256122.54	0		Metal Waste	10/13/2006
85	6352639.37	2256127.85	4	wire	Metal Waste	10/13/2006
86	6352639.37	2256136.87			No Find	10/13/2006
88	6352639.11	2256124.73	8	bolt	Metal Waste	10/13/2006
89	6352646.49	2256114.16	3	nails	Metal Waste	10/13/2006
90	6352637.32	2256134	0	metal flag	Other	10/13/2006
91	6352634.93	2256138.09	0	metal flag	Other	10/13/2006
93	6352688.25	2256007.64	0	wire	Metal Waste	10/13/2006

AREA D - STREAMBED AOC - UPPER BANK EXTENSION DIG RESULTS		
EASTING	**NORTHING**	**DESCRIPTION**
6352915.85	2256065.36	20mm Target Practice Cartridge - Found during mowing (MEC)
6352878.35	2256133.16	Flashtube primer - Found during mowing (MEC)
6352843.65	2256130.73	20mm Target Practice Cartridge & Casing with Primer (2 MEC)
6352850.30	2256175.11	Part of 20mm Casing (MEC)
6352818.23	2256230.75	Part of 20mm Casing (MEC)
6352825.23	2256179.96	20mm Casing (MC)
6352779.45	2256219.61	20mm Casing (MC)
6352800.23	2256162.27	Heavy Frag from Projectile (MC)
6352806.93	2256448.44	Heavy Frag from Projectectile (MC)

AREA B GRIDS DIG RESULTS							
GRID NO.	TARGET ID	EASTING	NORTHING	DEPTH (IN)	DESCRIPTION	TARGET TYPE	DATE
B1	1	6353891.58	2258971.57	2	wire	Metal Waste	10/9/2006
B1	2	6353906.45	2258984.13	6	bolt	Metal Waste	10/9/2006
B1	3	6353941.79	2258981.48	4	nails	Metal Waste	10/9/2006
B1	4	6353916.68	2258955.06	1	wire	Metal Waste	10/9/2006
B1	5	6353921.97	2258951.43	1	cotter pin	Metal Waste	10/9/2006
B1	6	6353908.76	2258935.24	4	pipes	Metal Waste	10/9/2006
B1	7	6353898.52	2258913.44	2	unknown metals	Metal Waste	10/9/2006
B1	8	6353887.62	2258909.15	8	unknown metals	Metal Waste	10/9/2006
B1	9	6353903.47	2258904.36	2	wire	Metal Waste	10/10/2006
B1	10	6353909.42	2258907	3	wire	Metal Waste	10/10/2006
B1	11	6353904.79	2258891.81	3	rebar	Metal Waste	10/10/2006
B1	12	6353908.1	2258890.16	3	rebar	Metal Waste	10/10/2006
B1	13	6353912.72	2258891.81	3	unknown metals	Metal Waste	10/10/2006
B1	14	6353916.02	2258878.93	3	aluminum can	Metal Waste	10/10/2006
B1	15	6353924.28	2258883.88	4	wire	Metal Waste	10/10/2006
B1	16	6353966.23	2258887.52	3	nails	Metal Waste	10/10/2006
B1	17	6353975.48	2258878.93	2	wie	Metal Waste	10/10/2006
B1	18	6354020.07	2258947.96	3	wire	Metal Waste	10/10/2006
B1	19	6354025.02	2258953.9	6	scrap	Metal Waste	10/10/2006
B1	20	6354000.91	2258989.24	0	wire	Metal Waste	10/10/2006
B1	21	6354035.59	2258935.41	6	wire	Metal Waste	10/10/2006
B1	22	6354056.73	2258948.29	4	scrap	Metal Waste	10/10/2006
B1	23	6354040.88	2258840.61	6	2.75-008	QC Item	10/10/2006
B1	24	6353991.99	2258797.67	0	pipe	Metal Waste	10/10/2006
B1	25	6353970.85	2258797.01	4	unknown metals	Metal Waste	10/10/2006
B1	26	6353971.18	2258812.54	2	wire	Metal Waste	10/10/2006
B1	27	6353963.26	2258814.52	8	bolt	Metal Waste	10/10/2006
B1	28	6353954.34	2258863.07	3	bolt	Metal Waste	10/10/2006
B1	29	6353908.43	2258865.05	1	nails	Metal Waste	10/10/2006
B1	30	6353914.7	2258851.84	1	bolt	Metal Waste	10/10/2006
B1	31	6353871.1	2258854.15	2	wire	Metal Waste	10/10/2006
B1	34	6353939.14	2258861.91	4	nails	Metal Waste	10/10/2006
B1	35	6353947.73	2258868.52	5	nails	Metal Waste	10/10/2006
B1	38	6353922.3	2258893.95	1	wire	Metal Waste	10/10/2006
B1	45	6353986.71	2258866.87	4	nail	Metal Waste	10/10/2006
B1	68	6353870.77	2258977.19	1	spray can	Metal Waste	10/10/2006
B1	72	6353961.27	2258811.71		same as 27	Metal Waste	10/10/2006
B1	74	6353955.33	2258866.87		same as 28	Metal Waste	10/10/2006
B1	77	6353938.48	2258990.07	3	nails	Metal Waste	10/10/2006
B1	79	6353873.75	2258961.34	0	aluminum foil	Metal Waste	10/10/2006
B1	80	6353879.03	2258965.3	4	nails	Metal Waste	10/10/2006
B1	81	6353900.5	2258972.23	6	nails	Metal Waste	10/10/2006

AREA B GRIDS DIG RESULTS							
GRID NO.	TARGET ID	EASTING	NORTHING	DEPTH (IN)	DESCRIPTION	TARGET TYPE	DATE
B2	2	6354090.21	2258980.11	10	horse shoe	Metal Waste	10/10/2006
B2	3	6354092.75	2258954.01	3	nails	Metal Waste	10/10/2006
B2	4	6354078.61	2258942.77	4	unknown metals	Metal Waste	10/10/2006
B2	5	6354081.51	2258902.9	2	scrap	Metal Waste	10/10/2006
B2	6	6354104.35	2258888.04	4	nails	Metal Waste	10/10/2006
B2	7	6354131.53	2258936.61	2	unknown metals	Metal Waste	10/10/2006
B2	8	6354140.96	2258926.1	2	unknown metals	Metal Waste	10/10/2006
B2	9	6354148.93	2258964.88	4	wire	Metal Waste	10/10/2006
B2	10	6354164.88	2258947.12	2	nails	Metal Waste	10/10/2006
B2	11	6354182.64	2258935.16	2	fragments	MC	10/10/2006
B2	12	6354168.14	2258964.88	6	nails	Metal Waste	10/10/2006
B2	13	6354239.55	2258963.43	6	fragments	MC	10/10/2006
B2	14	6354136.61	2258881.51	2	nails	Metal Waste	10/10/2006
B2	15	6354127.55	2258868.46	1	nails	Metal Waste	10/10/2006
B2	16	6354141.32	2258865.56	8	scrap	Metal Waste	10/10/2006
B2	17	6354137.33	2258869.55	2	nails	Metal Waste	10/10/2006
B2	18	6354143.13	2258872.45	3	wire	Metal Waste	10/10/2006
B2	19	6354172.9	2258796.91	4	nail	Metal Waste	10/10/2006
B2	20	6354105.84	2258806.27	4	pipe	Metal Waste	10/10/2006
B2	21	6354124.57	2258850.85	2	nails	Metal Waste	10/10/2006
B2	22	6354119.33	2258857.22	2	nails	Metal Waste	10/10/2006
B2	23	6354093.11	2258792.79	6	scrap	Metal Waste	10/10/2006
B2	26	6354076.25	2258805.34	2	nails	Metal Waste	10/10/2006
B3	7	6354307.12	2258845.41	16	2.75-005	QC Item	10/11/2006
B3	8	6354317.35	2258829.49	1	wire	Metal Waste	10/11/2006
B3	9	6354320.19	2258827.5	0	wire	Metal Waste	10/11/2006
B3	10	6354358.55	2258833.47	20	2.75-006	QC Item	10/11/2006
B3	11	6354378.73	2258819.26	6	horse shoe	Metal Waste	10/11/2006
B3	12	6354390.94	2258862.17	1	wire	Metal Waste	10/11/2006
B3	13	6354444.37	2258810.17	30	2.75-003	QC Item	10/11/2006
B3	14	6354455.16	2258826.65	2	1/4 inch steel plate	Metal Waste	10/11/2006
B3	15	6354469.09	2258832.9	3	1/4 inch steel plate	Metal Waste	10/11/2006
B3	16	6354430.44	2258909	1	wire	Metal Waste	10/11/2006
B3	17	6354425.9	2258919.86	1	wire	Metal Waste	10/11/2006
B3	18	6354433	2258974.7	4	scrap	Metal Waste	10/11/2006
B3	19	6354462.27	2258937.47	3	bolt	Metal Waste	10/11/2006
B3	21	6354306.55	2258903.37	1	nails	Metal Waste	10/11/2006
B3	22	6354332.69	2258885.75	10	bolt	Metal Waste	10/11/2006
B4	7	6353895.66	2258656.73	2	wire	Metal Waste	10/11/2006
B4	8	6353930.04	2258670.08	2	aluminum	Metal Waste	10/11/2006
B4	9	6353929.76	2258666.1		checked 3ft around flag	No Find	10/11/2006
B4	10	6353934.87	2258662.41	2	copper plate	Metal Waste	10/11/2006

AREA B GRIDS DIG RESULTS							
GRID NO.	TARGET ID	EASTING	NORTHING	DEPTH (IN)	DESCRIPTION	TARGET TYPE	DATE
B4	11	6353951.07	2258674.06	3	wire	Metal Waste	10/11/2006
B4	12	6353955.33	2258664.4	4	wire	Metal Waste	10/11/2006
B4	13	6353940.27	2258631.15	4	aluminum 1/2 inch plate	Metal Waste	10/11/2006
B4	14	6353952.77	2258627.74	3	bolt	Metal Waste	10/11/2006
B4	15	6354027.22	2258635.98	0	wire	Metal Waste	10/11/2006
B4	16	6354034.9	2258639.68	6	fragment heavy	MC	10/11/2006
B4	17	6354032.05	2258632.57	1	wire	Metal Waste	10/11/2006
B4	18	6354024.38	2258657.58	8	bolt	Metal Waste	10/11/2006
B4	19	6354011.88	2258661.84	8	bolt	Metal Waste	10/11/2006
B4	20	6353990	2258701.05	1	bolt	Metal Waste	10/11/2006
B4	21	6354005.34	2258731.18	3	horse shoe	Metal Waste	10/11/2006
B4	22	6354002.5	2258729.75		same as 21		10/11/2006
B4	23	6354068.71	2258776.36	2	l bolt	Metal Waste	10/11/2006
B4	24	6354030.35	2258767.26	2	washer	Metal Waste	10/11/2006
B4	25	6354019.55	2258764.7	4	nails	Metal Waste	10/11/2006
B4	26	6354014.44	2258768.97	4	washer	Metal Waste	10/11/2006
B4	27	6354013.01	2258777.49	10	nut	Metal Waste	10/11/2006
B4	28	6354003.35	2258780.05	13	rebar	Metal Waste	10/11/2006
B4	29	6353974.65	2258779.2	2	wire	Metal Waste	10/11/2006
B4	30	6353957.89	2258749.36	2	wire	Metal Waste	10/11/2006
B4	31	6353947.38	2258772.09	4	wire	Metal Waste	10/11/2006
B4	32	6353953.91	2258787.15	3	aluminum fragment	MC	10/11/2006
B4	33	6353916.97	2258782.61	0	wire	Metal Waste	10/11/2006
B4	34	6353870.08	2258770.96	3	horse shoe	Metal Waste	10/11/2006
B4	35	6353874.06	2258758.74	4	wire	Metal Waste	10/11/2006
B4	36	6353897.93	2258711	4	wire	Metal Waste	10/11/2006
B4	37	6353873.49	2258707.02	2	cad	MC	10/11/2006
B4	42	6354002.78	2258666.67	6	nut	Metal Waste	10/12/2006
B5	7	6354114.65	2258614.16	2	aluminum beer can	Metal Waste	10/13/2006
B5	8	6354098.55	2258624.36	10	bolt	Metal Waste	10/13/2006
B5	9	6354088.89	2258649.59		same as number 9		10/13/2006
B5	10	6354085.4	2258650.13	4	chisel	Metal Waste	10/13/2006
B5	11	6354076.27	2258654.96	2	aluminum beer can	Metal Waste	10/13/2006
B5	12	6354107.14	2258754.8	3	wire	Metal Waste	10/13/2006
B5	13	6354107.4	2258759.64	3	wire	Metal Waste	10/13/2006
B5	14	6354071.98	2258774.93	2	l bolt	Metal Waste	10/13/2006
B5	15	6354089.96	2258782.45	4	scrap	Metal Waste	10/13/2006
B5	16	6354117.34	2258783.79	1	wire	Metal Waste	10/13/2006
B5	17	6354256.9	2258742.19	24	2.75-007	QC Item	10/13/2006
B5	18	6354213.42	2258739.77	3	wire	Metal Waste	10/13/2006
B5	19	6354232.75	2258607.45	12	bolt	Metal Waste	10/13/2006
B5	23	6354102.84	2258767.15	1	electronic initiated primer	MC	10/13/2006

AREA B GRIDS DIG RESULTS							
GRID NO.	TARGET ID	EASTING	NORTHING	DEPTH (IN)	DESCRIPTION	TARGET TYPE	DATE
B5	29	6354091.3	2258767.15	3	nails	Metal Waste	10/13/2006
B6	7	6354324.2	2258647.1	1	can aluminum 7-up	Metal Waste	10/13/2006
B6	8	6354361.54	2258666.47	2	wire	Metal Waste	10/13/2006
B6	9	6354320.55	2258679.66	3	wire	Metal Waste	10/13/2006
B6	10	6354353.11	2258693.14	6	bolt	Metal Waste	10/13/2006
B6	11	6354350.31	2258709.14	4	wire	Metal Waste	10/13/2006
B6	12	6354356.48	2258717.29	3	wire	Metal Waste	10/13/2006
B6	13	6354355.08	2258721.22	3	wire	Metal Waste	10/13/2006
B6	14	6354364.91	2258745.93		same as 15		10/13/2006
B6	15	6354361.82	2258744.8	2	rod	Metal Waste	10/13/2006
B6	16	6354364.63	2258758.28		2.75-004	QC Item	10/13/2006
B6	17	6354359.85	2258758.56			No Find	10/13/2006
B6	18	6354351.99	2258775.69	6	spring	Metal Waste	10/13/2006
B6	19	6354328.97	2258767.54	2	wire	Metal Waste	10/13/2006
B6	20	6354296.4	2258763.89	4	pipe	Metal Waste	10/13/2006
B6	21	6354412.92	2258779.62			No Find	10/13/2006
B6	22	6354458.96	2258781.3	2	wire	Metal Waste	10/13/2006
B6	23	6354458.96	2258761.37	3	horse shoe	Metal Waste	10/13/2006
B6	24	6354425.83	2258759.4	4	fragment heavy	MC	10/13/2006
B6	25	6354415.16	2258736.38	2	wire	Metal Waste	10/13/2006
B6	26	6354431.73	2258722.34	3	washer	Metal Waste	10/13/2006
B6	27	6354441.84	2258672.09	2	wire	Metal Waste	10/13/2006
B6	28	6354425.83	2258644.29	2	wire	Metal Waste	10/13/2006
B6	30	6354368.28	2258663.38	0	wire	Metal Waste	10/13/2006
B6	34	6354381.54	2258627.98	2	chain link	Metal Waste	10/13/2006
B7	5	6354546.32	2258826.91	1	fragments	MC	10/13/2006
B7	6	6354536.01	2258841.17	6	16 guage shotgun	Metal Waste	10/13/2006
B7	7	6354505.07	2258919.44	6	nail	Metal Waste	10/13/2006
B7	8	6354538.44	2258928.54	2	wire	Metal Waste	10/13/2006
B7	9	6354505.98	2258950.07	6	spacer	Metal Waste	10/13/2006
B7	12	6354505.37	2258866.35	4	bolt	Metal Waste	10/13/2006
B8	5	6354496.27	2258637.02	8	nail	Metal Waste	10/13/2006
B8	6	6354519.93	2258636.41	0	pip	Metal Waste	10/13/2006
B8	7	6354545.11	2258641.27	4	nail	Metal Waste	10/13/2006
B8	8	6354543.29	2258707.09	2	wire	Metal Waste	10/13/2006
B8	10	6354495.06	2258723.47	4	horse shoe	Metal Waste	10/13/2006
B8	11	6354478.07	2258748.95	1	scrap	Metal Waste	10/13/2006
B8	12	6354476.55	2258752.9	1	fragment	MC	10/13/2006
B8	13	6354476.25	2258783.54	2	wire	Metal Waste	10/13/2006
Note:Targets were numbered sequentially in each grid beginning with Number 1							

AREA I - SECONDARY EVALUATION GRIDS - MAG & DIG RESULTS					
POINT	**EASTING**	**NORTHING**	**ELEV**	**DATE**	**DESCRIPTION**
1	6340140.34	2259214.40	2150.83	11/2/2006	Frag
2	6340114.44	2259128.37	2146.63	11/2/2006	Frag
3	6340132.14	2259214.60	2150.79	11/2/2006	Frag
4	6340110.25	2259171.93	2148.17	11/3/2006	Frag
5	6340064.74	2259099.13	2143.70	11/3/2006	Frag
6	6340064.28	2259091.61	2143.89	11/3/2006	Frag
7	6340230.82	2259560.16	2165.70	11/3/2006	Frag
8	6340086.05	2259060.81	2143.85	11/3/2006	Frag
9	6340205.97	2259500.52	2162.48	11/3/2006	Frag
10	6340234.20	2258975.09	2142.37	11/6/2006	Frag
11	6340268.30	2258999.66	2143.91	11/6/2006	Frag
12	6340255.01	2259014.01	2144.19	11/6/2006	Frag
13	6340188.42	2259040.83	2144.28	11/6/2006	Frag
14	6340186.82	2259097.33	2146.28	11/6/2006	27mm base piece
15	6340245.91	2259109.59	2147.89	11/6/2006	Frag
16	6340253.76	2259059.26	2146.08	11/7/2006	Frag
17	6340288.75	2259196.86	2152.30	11/7/2006	Frag
18	6340271.08	2259230.01	2153.09	11/8/2006	Frag
19	6340151.13	2259463.03	2159.31	11/8/2006	Frag
20	6340260.97	2259552.15	2165.89	11/8/2006	16mm penetrator
21	6340259.66	2259581.02	2167.16	11/8/2006	Frag
22	6340224.66	2259212.37	2152.49	11/9/2006	Frag
23	6340392.92	2259290.42	2157.67	11/9/2006	Frag
24	6340223.12	2259462.18	2162.44	11/10/2006	Frag
25	6340272.69	2259412.22	2161.53	11/10/2006	Frag
26	6340410.64	2259340.61	2159.83	11/10/2006	Frag
27	6340320.73	2259429.88	2162.42	11/10/2006	Frag
28	6340340.92	2259443.81	2163.18	11/10/2006	Frag
29	6340384.70	2259490.85	2165.66	11/13/2006	Frag
30	6340340.47	2259560.73	2167.95	11/13/2006	Frag
31	6340312.24	2259618.14	2170.47	11/13/2006	Frag
32	6340290.51	2259536.95	2166.21	11/13/2006	Frag
33	6340324.06	2259482.24	2164.61	11/13/2006	Frag
34	6340280.12	2259453.80	2162.91	11/13/2006	Frag
35	6340259.52	2259486.95	2163.66	11/13/2006	Frag
36	6340221.76	2259639.12	2169.13	11/14/2006	Frag
37	6340213.08	2259663.98	2170.16	11/14/2006	Frag
38	6340283.14	2259691.74	2172.62	11/14/2006	Frag
39	6340469.81	2259617.79	2171.89	11/14/2006	Frag
40	6340473.33	2259600.95	2171.24	11/14/2006	Frag
41	6340467.31	2259566.21	2169.31	11/14/2006	Frag
42	6340424.54	2259586.60	2169.76	11/14/2006	27mm base piece
43	6340392.93	2259568.71	2168.67	11/14/2006	Frag
44	6340177.99	2259778.00	2174.28	11/15/2006	Frag
45	6340306.64	2259707.21	2174.18	11/15/2006	Frag
46	6340395.15	2259691.91	2174.95	11/15/2006	Frag
47	6340398.35	2259678.37	2174.34	11/15/2006	Frag
48	6339939.27	2259118.67	2144.58	11/16/2006	Frag
49	6339958.96	2259127.57	2144.09	11/16/2006	Frag
50	6339936.84	2259161.96	2146.42	11/16/2006	Frag
51	6339962.43	2259169.02	2146.54	11/16/2006	Frag
52	6340038.61	2259488.68	2161.31	11/16/2006	Frag

Note: Depth Data is not available for these Mag & Dig targets

APPENDIX F

PHOTO LOG

Beaumont 2006-2007 Intrusive Investigation Results

Photo Log

Area: Area A - 2007 Clearance Area

Target ID: 26 - 018

UXO NUMBER UXO-009

Target type: MEC Scrap

Description: 30mm (inert)



Area: Area A - 2007 Clearance Area

Target ID: 26 - 018

UXO NUMBER UXO-009

Target type: MEC Scrap

Description: 30mm (inert)



Area: Area A - 2007 Clearance Area

Target ID: 29 - 038

UXO NUMBER UXO-021

Target type: MEC

Description: 30mm (HE)



Area: Area A - 2007 Clearance Area

Target ID: 29 - 038

UXO NUMBER UXO-021

Target type: MEC

Description: 30mm (HE)



Area: Area A - 2007 Clearance Area

Target ID: 31 - 044

UXO NUMBER UXO-010

Target type: MEC Scrap

Description: 76mm Rocket (inert)



Area: Area A - 2007 Clearance Area

Target ID: 31 - 044

UXO NUMBER UXO-010

Target type: MEC Scrap

Description: 76mm Rocket (inert)



Area: Area A - 2007 Clearance Area

Target ID: 31 - 044

UXO NUMBER UXO-010

Target type: MEC Scrap

Description: 76mm Rocket (inert)



Area: Area A - 2007 Clearance Area

Target ID: 42 - 014

UXO NUMBER UXO-020

Target type: MEC Scrap

Description: 30mm (inert)



Area: Area A - 2007 Clearance Area

Target ID: 42 - 014

UXO NUMBER UXO-020

Target type: MEC Scrap

Description: 30mm (inert)



Area: Area A - 2007 Clearance Area

Target ID: 42 - 014

UXO NUMBER UXO-020

Target type: MEC Scrap

Description: 30mm (inert)



Area: Area A - 2007 Clearance Area

Target ID: 42 - 021

UXO NUMBER UXO-019

Target type: MEC Scrap

Description: 30mm (inert)



Area: Area A - 2007 Clearance Area

Target ID: 42 - 021

UXO NUMBER UXO-019

Target type: MEC Scrap

Description: 30mm (inert)



Area: Area A - 2007 Clearance Area

Target ID: 42 - 021

UXO NUMBER UXO-019

Target type: MEC Scrap

Description: 30mm (inert)



Area: Area A - 2007 Clearance Area

Target ID: 45 - 027

UXO NUMBER UXO-023

Target type: MEC Scrap

Description: 30mm (inert) & frag & 2ea base partial & alum nose cone



Area: Area A - 2007 Clearance Area

Target ID: 45 - 027

UXO NUMBER UXO-023

Target type: MEC Scrap

Description: 30mm (inert) & frag & 2ea base partial & alum nose cone



Area: Area A - 2007 Clearance Area

Target ID: 49 - 061

UXO NUMBER UXO-018

Target type: MEC

Description: 30mm (HE)



Area: Area A - 2007 Clearance Area

Target ID: 49 - 061

UXO NUMBER UXO-018

Target type: MEC

Description: 30mm (HE)



Area: Area A - 2007 Clearance Area

Target ID: 49 - 061

UXO NUMBER UXO-018

Target type: MEC

Description: 30mm (HE)



Area: Area A - 2007 Clearance Area

Target ID: 54 - 064

UXO NUMBER

Target type: MEC

Description: 30mm (HE)



Area: Area A - 2007 Clearance Area

Target ID: 54 - 064

UXO NUMBER

Target type: MEC

Description: 30mm (HE)



Area: Area A - 2007 Clearance Area

Target ID: 56 - 033

UXO NUMBER UXO-015

Target type: MEC Scrap

Description: 30mm (inert)



Area: Area A - 2007 Clearance Area

Target ID: 56 - 033

UXO NUMBER UXO-015

Target type: MEC Scrap

Description: 30mm (inert)



Area: Area A - 2007 Clearance Area

Target ID: 57 - 004

UXO NUMBER UXO-011

Target type: MEC

Description: 30mm (HE)

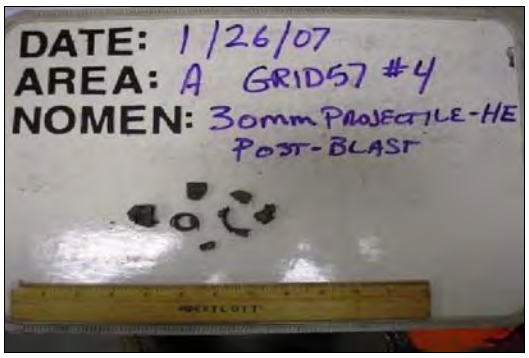

Area: Area A - 2007 Clearance Area

Target ID: 63 - 036

UXO NUMBER UXO-016

Target type: MEC

Description: 30mm (HE)



Area: Area A - 2007 Clearance Area

Target ID: 64 - 006

UXO NUMBER UXO-017

Target type: MEC Scrap

Description: 30mm non-ferrous w/penetrator



Area: Area A - 2007 Clearance Area

Target ID: 64 - 006

UXO NUMBER UXO-017

Target type: MEC Scrap

Description: 30mm non-ferrous w/penetrator



Area: Area A - 2007 Clearance Area

Target ID: 64 - 038

UXO NUMBER UXO-013

Target type: MEC Scrap

Description: 30mm (inert)



Area: Area A - 2007 Clearance Area

Target ID: 64 - 038

UXO NUMBER UXO-013

Target type: MEC Scrap

Description: 30mm (inert)



Area: Area A - 2007 Clearance Area

Target ID: 64 - 038

UXO NUMBER UXO-013

Target type: MEC Scrap

Description: 30mm (inert)



Area: Area A - 2007 Clearance Area

Target ID: 65 - 012

UXO NUMBER UXO-012

Target type: MEC Scrap

Description: 30mm (inert)



Area: Area A - 2007 Clearance Area

Target ID: 65 - 012

UXO NUMBER UXO-012

Target type: MEC Scrap

Description: 30mm (inert)

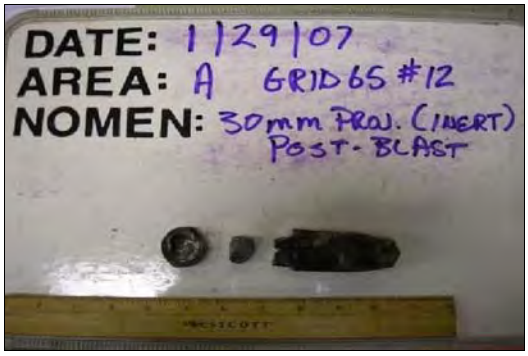

Area: Area A - 2007 Clearance Area

Target ID: 65 - 027

UXO NUMBER UXO-014

Target type: MEC Scrap

Description: 30mm (inert)

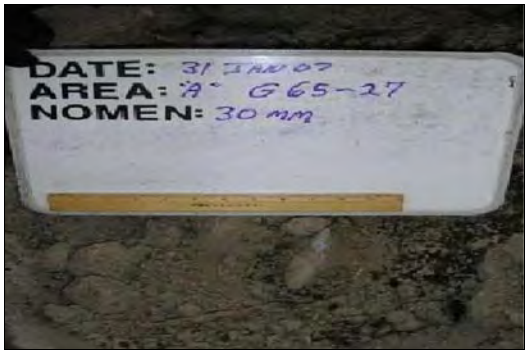

Area: Area A - 2007 Clearance Area

Target ID: 75 - 003

UXO NUMBER UXO-022

Target type: MEC

Description: 30mm (HE)



Area: Area A - 2007 Clearance Area

Target ID: 75 - 003

UXO NUMBER UXO-022

Target type: MEC

Description: 30mm (HE)



Area: Area A - 2007 Clearance Area

Target ID: 92 - 008

UXO NUMBER UXO-025

Target type: MEC

Description: 30mm (HE)



Area: Area A - 2007 Clearance Area

Target ID: 92 - 008

UXO NUMBER UXO-025

Target type: MEC

Description: 30mm (HE)



Area: Area A - 2007 Clearance Area

Target ID: 92 - 008

UXO NUMBER UXO-025

Target type: MEC

Description: 30mm (HE)



Area: Area A - 2007 Clearance Area

Target ID: 95 - 006

UXO NUMBER UXO-024

Target type: MEC

Description: 30mm (HE)



Area: Area A - 2007 Clearance Area

Target ID: 95 - 006

UXO NUMBER UXO-024

Target type: MEC

Description: 30mm (HE)



Area: Area A - 2007 Clearance Area

Target ID: 95 - 006

UXO NUMBER UXO-024

Target type: MEC

Description: 30mm (HE)



Area: Area A - 2007 Clearance Area

Target ID: 97 - 007

UXO NUMBER UXO-027

Target type: MEC

Description: 30mm



Area: Area A - 2007 Clearance Area

Target ID: 97 - 007

UXO NUMBER UXO-027

Target type: MEC

Description: 30mm



Area: Area A - 2007 Clearance Area

Target ID: 97 - 007

UXO NUMBER UXO-027

Target type: MEC

Description: 30mm



Area: Area A - 2007 Clearance Area

Target ID: MEC-008

UXO NUMBER UXO-008

Target type: MEC Scrap

Description: 30mm; 4 inche long; 2-3 lbs.



Area: Area A - 2007 Clearance Area

Target ID: MEC-008

UXO NUMBER UXO-008

Target type: MEC Scrap

Description: 30mm; 4 inche long; 2-3 lbs.



Area: Area A - 2007 Clearance Area

Target ID: MEC-008

UXO NUMBER UXO-008

Target type: MEC Scrap

Description: 30mm; 4 inche long; 2-3 lbs.



Area: Area A - 2007 Clearance Area

Target ID: MEC-026

UXO NUMBER UXO-026

Target type: MEC Scrap

Description: 30mm projoctile (inert); 6 inches long; 1.5 lbs.



Area: Area A - 2007 Clearance Area

Target ID: MEC-026

UXO NUMBER UXO-026

Target type: MEC Scrap

Description: 30mm projoctile (inert); 6 inches long; 1.5 lbs.



Area: Area A - 2007 Clearance Area

Target ID: MEC-028

UXO NUMBER UXO-028

Target type: MEC Scrap

Description: 30mm Projectile (Inert)



Area: Area A - 2007 Clearance Area

Target ID: MEC-028

UXO NUMBER UXO-028

Target type: MEC Scrap

Description: 30mm Projectile (Inert)



Area: Area A - 2007 Clearance Area

Target ID: MEC-028

UXO NUMBER UXO-028

Target type: MEC Scrap

Description: 30mm Projectile (Inert)



Area: Area A MWD Berm

Target ID: MEC-005

UXO NUMBER UXO-005

Target type: MEC Scrap

Description: 30mm; 5 inches long; 12 oz.



Area: Area A MWD Berm

Target ID: MEC-005

UXO NUMBER UXO-005

Target type: MEC Scrap

Description: 30mm; 5 inches long; 12 oz.



Area: Area D Streambed

Target ID: MEC-001

UXO NUMBER UXO-001

Target type: MEC

Description: 20mm - 2.5 inches long; 16 oz.

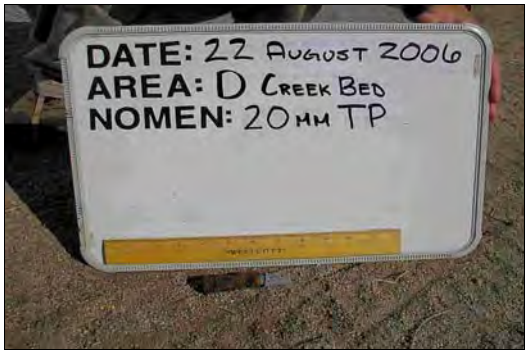

Area: Area D Streambed

Target ID: MEC-002

UXO NUMBER UXO-002

Target type: MEC

Description: 155mm Primer Assy.; 1 inch long; 16 oz.



Area: Area D Streambed

Target ID: MEC-006

UXO NUMBER UXO-006

Target type: MEC

Description: 20mm; 5 inches long; 16 oz.



Area: Area D Streambed

Target ID: MEC-006

UXO NUMBER UXO-006

Target type: MEC

Description: 20mm; 5 inches long; 16 oz.



Area: Area I - 2007 Clearance Area

Target ID: 17 - 003

UXO NUMBER UXO-048

Target type: MEC Scrap

Description: 27.5mm MEC



Area: Area I - 2007 Clearance Area

Target ID: 17 - 003

UXO NUMBER UXO-048

Target type: MEC Scrap

Description: 27.5mm MEC



Area: Area I Concrete Target

Target ID: MEC-007

UXO NUMBER UXO-007

Target type: MEC Scrap

Description: 27.5mm; 6 inches long; 1.5 lbs.



Area: Area I North

Target ID: 008

UXO NUMBER UXO-003

Target type: MEC Scrap

Description: 27.5mm projo



Area: Area I South

Target ID: 027

UXO NUMBER UXO-004

Target type: MEC Scrap

Description: 27.5mm inert projo



Area: Area I South

Target ID: 027

UXO NUMBER UXO-004

Target type: MEC Scrap

Description: 27.5mm inert projo



Area: Area I South

Target ID: 027

UXO NUMBER UXO-004

Target type: MEC Scrap

Description: 27.5mm inert projo



Area: Area I South

Target ID: 027

UXO NUMBER UXO-004

Target type: MEC Scrap

Description: 27.5mm inert projo



Area: Area I Target Berm

Target ID: I - TB - 004

UXO NUMBER UXO-032

Target type: MEC Scrap

Description: 27.5mm projectile - inert (MEC-032)



Area: Area I Target Berm

Target ID: I - TB - 004

UXO NUMBER UXO-032

Target type: MEC Scrap

Description: 27.5mm projectile - inert (MEC-032)



Area: Area I Target Berm

Target ID: I - TB - 005

UXO NUMBER UXO-033

Target type: MEC Scrap

Description: 27.5mm projectile - inert (MEC-033)



Area: Area I Target Berm

Target ID: I - TB - 005

UXO NUMBER UXO-033

Target type: MEC Scrap

Description: 27.5mm projectile - inert (MEC-033)



Area: Area I Target Berm

Target ID: I - TB - 006

UXO NUMBER UXO-034

Target type: MEC Scrap

Description: 27.5mm projectile - inert (MEC-034)



Area: Area I Target Berm

Target ID: I - TB - 006

UXO NUMBER UXO-034

Target type: MEC Scrap

Description: 27.5mm projectile - inert (MEC-034)



Area: Area I Target Berm

Target ID: I - TB - 007

UXO NUMBER UXO-035

Target type: MEC Scrap

Description: 27.5mm projectile - inert (MEC-035)



Area: Area I Target Berm

Target ID: I - TB - 007

UXO NUMBER UXO-035

Target type: MEC Scrap

Description: 27.5mm projectile - inert (MEC-035)



Area: Area I Target Berm

Target ID: I - TB - 008

UXO NUMBER UXO-036

Target type: MEC Scrap

Description: 27.5mm projectile - inert (MEC-036)



Area: Area I Target Berm

Target ID: I - TB - 008

UXO NUMBER UXO-036

Target type: MEC Scrap

Description: 27.5mm projectile - inert (MEC-036)



Area: Area I Target Berm

Target ID: I - TB - 010

UXO NUMBER UXO-038

Target type: MEC Scrap

Description: 27.5mm projectile - inert (MEC-038)



Area: Area I Target Berm

Target ID: I - TB - 010

UXO NUMBER UXO-038

Target type: MEC Scrap

Description: 27.5mm projectile - inert (MEC-038)



Area: Area I Target Berm

Target ID: I - TB - 011

UXO NUMBER UXO-039

Target type: MEC Scrap

Description: 27.5mm projectile - inert (MEC-039)

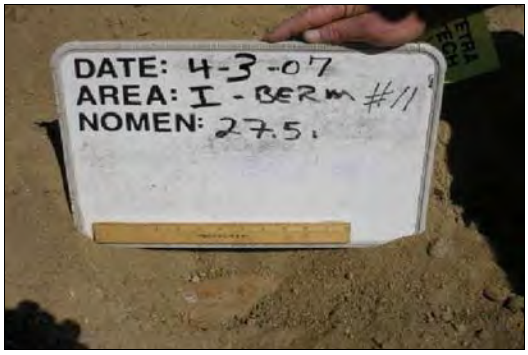

Area: Area I Target Berm

Target ID: I - TB - 011

UXO NUMBER UXO-039

Target type: MEC Scrap

Description: 27.5mm projectile - inert (MEC-039)



Area: Area I Target Berm

Target ID: I - TB - 012

UXO NUMBER UXO-040

Target type: MEC Scrap

Description: 27.5mm projectile - inert (MEC-040)



Area: Area I Target Berm

Target ID: I - TB - 012

UXO NUMBER UXO-040

Target type: MEC Scrap

Description: 27.5mm projectile - inert (MEC-040)



Area: Area I Target Berm

Target ID: I - TB - 013

UXO NUMBER UXO-041

Target type: MEC Scrap

Description: 27.5mm projectile - inert (MEC-041)



Area: Area I Target Berm

Target ID: I - TB - 013

UXO NUMBER UXO-041

Target type: MEC Scrap

Description: 27.5mm projectile - inert (MEC-041)



Area: Area I Target Berm

Target ID: I - TB - 014

UXO NUMBER UXO-042

Target type: MEC Scrap

Description: 27.5mm projectile - inert (MEC-042)



Area: Area I Target Berm

Target ID: I - TB - 014

UXO NUMBER UXO-042

Target type: MEC Scrap

Description: 27.5mm projectile - inert (MEC-042)



Area: Area I Target Berm

Target ID: I - TB - 015

UXO NUMBER UXO-043

Target type: MEC Scrap

Description: 27.5mm projectile - inert (MEC-043)



Area: Area I Target Berm

Target ID: I - TB - 015

UXO NUMBER UXO-043

Target type: MEC Scrap

Description: 27.5mm projectile - inert (MEC-043)



Area: Area I Target Berm

Target ID: I - TB - 016

UXO NUMBER UXO-044

Target type: MEC Scrap

Description: 27.5mm projectile - inert (MEC-044)



Area: Area I Target Berm

Target ID: I - TB - 016

UXO NUMBER UXO-044

Target type: MEC Scrap

Description: 27.5mm projectile - inert (MEC-044)



Area: Area I Target Berm

Target ID: I - TB - 017

UXO NUMBER UXO-045

Target type: MEC Scrap

Description: 27.5mm projectile - inert (MEC-045)



Area: Area I Target Berm

Target ID: I - TB - 018

UXO NUMBER UXO-046

Target type: MEC Scrap

Description: 27.5mm projectile - inert (MEC-046)



Area: Area I Target Berm

Target ID: I - TB - 018

UXO NUMBER UXO-046

Target type: MEC Scrap

Description: 27.5mm projectile - inert (MEC-046)



Area: Area I Target Berm

Target ID: I - TB - 019

UXO NUMBER UXO-047

Target type: MEC Scrap

Description: 27.5mm projectile - inert (MEC-047)



Area: Area I Target Berm

Target ID: I - TB - 019

UXO NUMBER UXO-047

Target type: MEC Scrap

Description: 27.5mm projectile - inert (MEC-047)



Area: Area I Target Berm

Target ID: MEC-029

UXO NUMBER UXO-029

Target type: MEC Scrap

Description: 27.5mm; 4 inches long; 1.5 lbs.



Area: Area I Target Berm

Target ID: MEC-029

UXO NUMBER UXO-029

Target type: MEC Scrap

Description: 27.5mm; 4 inches long; 1.5 lbs.



Area: Area I Target Berm

Target ID: MEC-030

UXO NUMBER UXO-030

Target type: MEC Scrap

Description: 27.5mm; 4 inches long; 1.5 lbs.



Area: Area I Target Berm

Target ID: MEC-030

UXO NUMBER UXO-030

Target type: MEC Scrap

Description: 27.5mm; 4 inches long; 1.5 lbs.



Area: Area I Target Berm

Target ID: MEC-031

UXO NUMBER UXO-031

Target type: MEC Scrap

Description: 27.5mm; 4 inches long; 1.5 lbs.



Area: Area I Target Berm

Target ID: MEC-031

UXO NUMBER UXO-031

Target type: MEC Scrap

Description: 27.5mm; 4 inches long; 1.5 lbs.



Area: Area I Target Berm

Target ID: MEC-037

UXO NUMBER UXO-037

Target type: MEC Scrap

Description: 27.5mm; 4 inches long; 1.5 lbs.



Area: Area I Target Berm

Target ID: MEC-037

UXO NUMBER UXO-037

Target type: MEC Scrap

Description: 27.5mm; 4 inches long; 1.5 lbs.

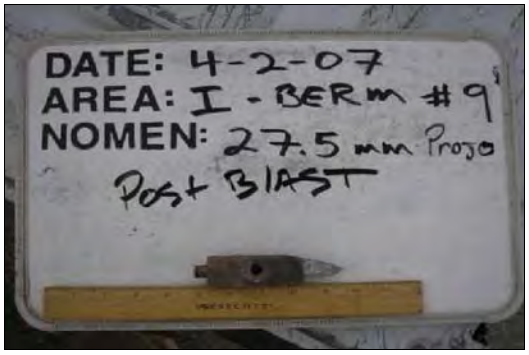

Area: NA

Target ID: NA

UXO NUMBER NA

Target type: NA

Description: UXO Technician sweeping for MEC on hillsides east of the Area A – Target Impact Area AOC. This area was swept to ensure that the impact area had been bounded accurately for



Area: NA

Target ID: NA

UXO NUMBER NA

Target type: NA

Description: Looking generally east across Area B from the rear of the bunker (office) following the Esperanza Wildfire. Downed phone and power lines are visible at the left side.



Area: NA

Target ID: NA

UXO NUMBER NA

Target type: NA

Description: Looking generally south toward Area D from the entrance road following the Esperanza Wildfire. The road in the photograph leads to the former bunker in Area B used as a site office.



Area: NA

Target ID: NA

UXO NUMBER NA

Target type: NA

Description: Looking east toward the main gate at Beaumont. The Esperanza Wildfire is cresting the hills along the east side of the site at this time.



Area: NA

Target ID: NA

UXO NUMBER NA

Target type: NA

Description: Sheet metal target found in ravine near remote target berm in Area I.



Area: NA

Target ID: NA

UXO NUMBER NA

Target type: NA

Description: Concrete target slab located near the center of the historical airstrip in area I.



Area: NA

Target ID: NA

UXO NUMBER NA

Target type: NA

Description: Vehicle Towed Array (VTA) of geophysical sensors, location equipment and navigation system pulled by Kawasaki Mule.



Area: NA

Target ID: NA

UXO NUMBER NA

Target type: NA

Description: Remote target berm discovered in area I after the Esperanza Wildfire.



APPENDIX G

SUMMARY OF SOIL SAMPLING RESULTS

BEAUMONT - ASSESSMENT PHASE 2007
EXPLOSIVES COMPOUNDS AND RCRA METALS IN SOIL SAMPLES

Tetra Tech Sample I.D.		**TNRCC**	I-27-A			I-27-B			I-27-C			I-33-A		
Laboratory I.D.		**Combined**	61042-002-014-1/1			61042-003-015-1/1			61042-004-016-1/1			61042-005-017-1/1		
Sampling Date		**Residential**	10/05/06			10/05/06			10/05/06			10/05/06		
Depth		**Tier 1 Soil**	0-3 Inches			0-3 Inches			0-3 Inches			0-3 Inches		
% Moisture		**PCL (0.5 ac)[1]**	99			99			99			96		
Units		mg/kg	mg/kg			mg/kg			mg/kg			mg/kg		
CAS No.			Result	Q	DL	Result	Q	DL	Result	Q	DL	Result	Q	DL
99-65-0	1,3-Dinitrobenzene	6.5	0.099	U	0.099	0.099	U	0.099	0.099	U	0.099	0.100	U	0.100
121-14-2	2,4-Dinitrotoluene	6.9	0.099	U	0.099	0.099	U	0.099	0.099	U	0.099	0.100	U	0.100
606-20-2	2,6-Dinitrotoluene	6.9	0.099	U	0.099	0.099	U	0.099	0.099	U	0.099	0.100	U	0.100
98-95-3	Nitrobenzene	31	0.099	U	0.099	0.099	U	0.099	0.099	U	0.099	0.034	J	0.100
99-35-4	1,3,5-Trinitrobenzene	2000	0.099	U	0.099	0.099	U	0.099	0.099	U	0.099	0.100	U	0.100
118-96-7	2,4,6-Trinitrotoluene	23	0.099	U	0.099	0.099	U	0.099	0.099	U	0.099	0.100	U	0.100
2691-41-0	HMX	350	0.200	U	0.200	0.200	U	0.200	0.200	U	0.200	0.200	U	0.200
121-82-4	RDX	43	0.200	U	0.200	0.900		0.200	0.200	U	0.200	0.200	U	0.200
479-45-8	Tetryl	68	0.200	U	0.200	0.200	U	0.200	0.200	U	0.200	0.200	U	0.200
88-72-2	2-Nitrotoluene	380	0.200	U	0.200	0.200	U	0.200	0.200	U	0.200	0.200	U	0.200
99-08-1	3-Nitrotoluene	380	0.200	U	0.200	0.200	U	0.200	0.200	U	0.200	0.200	U	0.200
99-99-0	4-Nitrotoluene	380	0.200	U	0.200	0.200	U	0.200	0.200	U	0.200	0.200	U	0.200
19406-51-0	4-Amino-4,6-dinitrotoluene	9.8	0.099	U	0.099	0.099	U	0.099	0.100	U	0.099	0.100	U	0.100
35572-78-2	2-Amino-4,6-dinitrotoluene	10	0.099	U	0.099	0.099	U	0.099	0.100	U	0.099	0.100	U	0.100
		TNRCC Combined Residential Tier 1 Soil PCL (0.5 ac)	I-27-A			I-27-B			I-27-C			I-33-A		
			mg/kg			mg/kg			mg/kg			mg/kg		
CAS No.	**Units**	mg/kg	Result	Q	DL	Result	Q	DL	Result	Q	DL	Result	Q	DL
7440-38-2	Arsenic	24	1.5		1.5	2.2		1.8	1.5	J	1.7	2.3		1.7
7440-39-3	Barium	2.8E+03	137		0.38	97.9		0.44	124		0.43	176		0.42
7440-43-9	Cadmium	52	0.46	U	0.46	0.53	U	0.53	0.52	U	0.52	0.50	U	0.50
7440-47-3	Chromium	3.0E+04	10.8		0.38	19.5		0.44	12.1		0.43	12.9		0.42
7439-92-1	Lead	500	5.3		0.76	34.6		0.88	8.4		0.87	6.2		0.83
7782-49-2	Selenium	310	0.25	J	1.5	1.8	U	1.8	0.31	J	1.7	0.36	J	1.7
7440-22-4	Silver	96	0.38	U	0.38	0.44	U	0.44	0.43	U	0.43	0.42	U	0.42
7439-97-6	Mercury	3.6	0.032	U	0.032	0.033	U	0.033	0.033	U	0.033	0.029	U	0.029

[1] = Most stringent value among carcinogenic and/or non-carcinogenic effects.

Q - Data Qualifier U - Non-detect

DL - Detection Limit J - Estimated Value

BEAUMONT - ASSESSMENT PHASE 2007
EXPLOSIVES COMPOUNDS AND RCRA METALS IN SOIL SAMPLES

Tetra Tech Sample I.D.		**TNRCC**	I-33-B			I-33-C			I-34-A			I-34-B			
Laboratory I.D.		**Combined**	61042-006-018-1/1			61042-007-019-1/1			61042-008-020-1/1			61042-009-022-1/1			
Sampling Date		**Residential**	10/05/06			10/05/06			10/05/06			10/05/06			
Depth		**Tier 1 Soil**	0-3 Inches			0-3 Inches			0-3 Inches			0-3 Inches			
% Moisture		**PCL (0.5 ac)[1]**	99			99			99			99			
Units		mg/kg	mg/kg			mg/kg			mg/kg			mg/kg			
CAS No.			Result	Q	DL	Result	Q	DL	Result	Q	DL	Result	Q	DL	
99-65-0	1,3-Dinitrobenzene	6.5	0.100	U	0.100	0.099	U	0.100	0.100	U	0.100	0.100	U	0.100	
121-14-2	2,4-Dinitrotoluene	6.9	0.100	U	0.100	0.099	U	0.100	0.100	U	0.100	0.100	U	0.100	
606-20-2	2,6-Dinitrotoluene	6.9	0.100	U	0.100	0.099	U	0.100	0.100	U	0.100	0.100	U	0.100	
98-95-3	Nitrobenzene	31	0.100	U	0.100	0.030	J	0.100	0.031	J	0.100	0.041	J	0.100	
99-35-4	1,3,5-Trinitrobenzene	2000	0.100	U	0.100	0.099	U	0.100	0.100	U	0.100	0.100	U	0.100	
118-96-7	2,4,6-Trinitrotoluene	23	0.100	U	0.100	0.099	U	0.100	0.100	U	0.100	0.100	U	0.100	
2691-41-0	HMX	350	0.200	U	0.200	0.200	U	0.200	0.200	U	0.200	0.200	U	0.200	
121-82-4	RDX	43	0.200	U	0.200	0.200	U	0.200	0.200	U	0.200	0.320		0.200	
479-45-8	Tetryl	68	0.200	U	0.200	0.200	U	0.200	0.200	U	0.200	0.200	U	0.200	
88-72-2	2-Nitrotoluene	380	0.200	U	0.200	0.200	U	0.200	0.200	U	0.200	0.200	U	0.200	
99-08-1	3-Nitrotoluene	380	0.200	U	0.200	0.200	U	0.200	0.200	U	0.200	0.200	U	0.200	
99-99-0	4-Nitrotoluene	380	0.200	U	0.200	0.200	U	0.200	0.200	U	0.200	0.200	U	0.200	
19406-51-0	4-Amino-4,6-dinitrotoluene	9.8	0.100	U	0.100	0.099	U	0.100	0.100	U	0.100	0.100	U	0.100	
35572-78-2	2-Amino-4,6-dinitrotoluene	10	0.100	U	0.100	0.099	U	0.100	0.100	U	0.100	0.100	U	0.100	
		TNRCC Combined Residential Tier 1 Soil PCL (0.5 ac)	I-33-B			I-33-C			I-34-A			I-34-B			
			mg/kg			mg/kg			mg/kg			mg/kg			
CAS No.	**Units**	mg/kg	Result	Q	DL	Result	Q	DL	Result	Q	DL	Result	Q	DL	
7440-38-2	Arsenic	24	1.9		1.6	1.4	J	1.6	2.0		1.7	2.1		1.7	
7440-39-3	Barium	2.8E+03	94		0.41	141		0.4	161		0.42	164		0.43	
7440-43-9	Cadmium	52	0.49	U	0.49	0.48	U	0.48	0.5	U	0.5	0.52	U	0.52	
7440-47-3	Chromium	3.0E+04	11.8		0.41	10.7		0.4	12.3		0.42	13.4		0.43	
7439-92-1	Lead	500	5.7		0.82	5.9		0.79	6.1		0.84	13.1		0.86	
7782-49-2	Selenium	310	0.25	J	1.6	1.6	U	1.6	0.18	J	1.7	0.18	J	1.7	
7440-22-4	Silver	96	0.41	U	0.41	0.4	U	0.4	0.42	U	0.42	0.43	U	0.43	
7439-97-6	Mercury	3.6	0.031	J	0.033	0.012	J	0.033	0.016	J	0.030	0.025	J	0.033	

[1] = Most stringent value among carcinogenic and/or non-carcinogenic effects.
Q - Data Qualifier U - Non-detect
DL - Detection Limit J - Estimated Value

BEAUMONT - ASSESSMENT PHASE 2007
EXPLOSIVES COMPOUNDS AND RCRA METALS IN SOIL SAMPLES

Tetra Tech Sample I.D.		**TNRCC**	I-34-C			I-8-A			I-8-B			FD01		
Laboratory I.D.		**Combined**	61042-010-021-1/1			610014-002-001-1/1			610014-003-002-1/1			610014-005-003-1/1		
Sampling Date		**Residential**	10/05/06			10/02/06			10/02/06			10/02/06		
Depth		**Tier 1 Soil**	0-3 Inches			0-3 Inches			0-3 Inches			0-3 Inches		
% Moisture		**PCL (0.5 ac)[1]**	99			99			100			99		
Units		mg/kg	mg/kg			mg/kg			mg/kg			mg/kg		
CAS No.			Result	Q	DL	Result	Q	DL	Result	Q	DL	Result	Q	DL
99-65-0	1,3-Dinitrobenzene	6.5	0.100	U	0.100	0.100	U	0.100	0.100	U	0.100	0.099	U	0.099
121-14-2	2,4-Dinitrotoluene	6.9	0.100	U	0.100	0.100	U	0.100	0.100	U	0.100	0.099	U	0.099
606-20-2	2,6-Dinitrotoluene	6.9	0.100	U	0.100	0.100	U	0.100	0.100	U	0.100	0.099	U	0.099
98-95-3	Nitrobenzene	31	0.054	J	0.100	0.022	J	0.100	0.066	J	0.100	0.084	J	0.099
99-35-4	1,3,5-Trinitrobenzene	2000	0.100	U	0.100	0.100	U	0.100	0.100	U	0.100	0.099	U	0.099
118-96-7	2,4,6-Trinitrotoluene	23	0.100	U	0.100	0.100	U	0.100	0.100	U	0.100	0.099	U	0.099
2691-41-0	HMX	350	0.200	U	0.200	0.200	U	0.200	3.1		2.000	4.6		2.000
121-82-4	RDX	43	0.200	U	0.200	0.200	U	0.200	**51**		2.000	**73**		2.000
479-45-8	Tetryl	68	0.200	U	0.200	0.200	U	0.200	0.200	U	0.200	0.200	U	0.200
88-72-2	2-Nitrotoluene	380	0.200	U	0.200	0.200	U	0.200	0.200	U	0.200	0.200	U	0.200
99-08-1	3-Nitrotoluene	380	0.200	U	0.200	0.200	U	0.200	0.200	U	0.200	0.200	U	0.200
99-99-0	4-Nitrotoluene	380	0.200	U	0.200	0.200	U	0.200	0.200	U	0.200	0.200	U	0.200
19406-51-0	4-Amino-4,6-dinitrotoluene	9.8	0.100	U	0.100	0.100	U	0.100	0.100	U	0.100	0.099	U	0.099
35572-78-2	2-Amino-4,6-dinitrotoluene	10	0.100	U	0.100	0.100	U	0.100	0.100	U	0.100	0.099	U	0.099
		TNRCC Combined Residential Tier 1 Soil PCL (0.5 ac)	I-34-C			I-8-A			I-8-B			FD01		
			mg/kg			mg/kg			mg/kg			mg/kg		
CAS No.	**Units**	mg/kg	Result	Q	DL	Result	Q	DL	Result	Q	DL	Result	Q	DL
7440-38-2	Arsenic	24	2.0		1.7	1.5	J	1.6	1.8		1.6	1.5	J	1.6
7440-39-3	Barium	2.8E+03	153		0.43	170		0.40	142		0.40	142		0.39
7440-43-9	Cadmium	52	0.52	U	0.52	0.11	J	0.48	0.14	J	0.47	0.075	J	0.47
7440-47-3	Chromium	3.0E+04	11.6		0.43	11.8		0.40	12.6		0.40	11.3		0.39
7439-92-1	Lead	500	6.1		0.86	7.1		0.80	42.5		0.79	110		0.79
7782-49-2	Selenium	310	0.29	J	1.7	0.60	J	1.6	0.57	J	1.6	0.56	J	1.6
7440-22-4	Silver	96	0.43	U	0.43	0.40	U	0.40	0.40	U	0.40	0.39	U	0.39
7439-97-6	Mercury	3.6	0.033	U	0.033	0.018	J	0.033	0.016	J	0.029	0.030	U	0.030

[1] = Most stringent value among carcinogenic and/or non-carcinogenic effects.

Q - Data Qualifier U - Non-detect

DL - Detection Limit J - Estimated Value

BEAUMONT - ASSESSMENT PHASE 2007
EXPLOSIVES COMPOUNDS AND RCRA METALS IN SOIL SAMPLES

Tetra Tech Sample I.D.		**TNRCC**	I-8-C			ER102306			A-MWD2-A			A-MWD2-B		
Laboratory I.D.		**Combined**	610014-004-007-1/1			610113-001-001-1/1			610113-002-005-1/1			610113-003-010-1/1		
Sampling Date		**Residential**	10/02/06			10/23/06			10/23/06			10/23/06		
Depth		**Tier 1 Soil**	0-3 Inches			Not Applicable			0-3 Inches			0-3 Inches		
% Moisture		**PCL (0.5 ac)[1]**	100			Not Applicable			92			99		
Units		mg/kg	mg/kg			mg/L			mg/kg			mg/kg		
CAS No.			Result	Q	DL	Result	Q	DL	Result	Q	DL	Result	Q	DL
99-65-0	1,3-Dinitrobenzene	6.5	0.100	U	0.100	0.00026	U	0.0003	0.100	U	0.100	0.099	U	0.099
121-14-2	2,4-Dinitrotoluene	6.9	0.100	U	0.100	0.00026	U	0.0003	0.100	U	0.100	0.099	U	0.099
606-20-2	2,6-Dinitrotoluene	6.9	0.100	U	0.100	0.00026	U	0.0003	0.100	U	0.100	0.099	U	0.099
98-95-3	Nitrobenzene	31	0.120		0.100	0.00026	U	0.0003	0.052	J	0.100	0.034	J	0.099
99-35-4	1,3,5-Trinitrobenzene	2000	0.100	U	0.100	0.00026	U	0.0003	0.100	U	0.100	0.099	U	0.099
118-96-7	2,4,6-Trinitrotoluene	23	0.100	U	0.100	0.00026	U	0.0003	0.100	U	0.100	0.099	U	0.099
2691-41-0	HMX	350	2.1		2.000	0.00052	U	0.0005	0.200	U	0.200	0.200	U	0.200
121-82-4	RDX	43	1.8		2.000	0.00052	U	0.0005	0.200	U	0.200	0.200	U	0.200
479-45-8	Tetryl	68	0.200	U	0.200	0.00052	U	0.0005	0.200	U	0.200	0.200	U	0.200
88-72-2	2-Nitrotoluene	380	0.200	U	0.200	0.00052	U	0.0005	0.200	U	0.200	0.200	U	0.200
99-08-1	3-Nitrotoluene	380	0.200	U	0.200	0.00052	U	0.0005	0.200	U	0.200	0.200	U	0.200
99-99-0	4-Nitrotoluene	380	0.200	U	0.200	0.00052	U	0.0005	0.200	U	0.200	0.200	U	0.200
19406-51-0	4-Amino-4,6-dinitrotoluene	9.8	0.100	U	0.100	0.00026	U	0.0003	0.100	U	0.100	0.099	U	0.099
35572-78-2	2-Amino-4,6-dinitrotoluene	10	0.100	U	0.100	0.00026	U	0.0003	0.100	U	0.100	0.099	U	0.099
		TNRCC Combined Residential Tier 1 Soil PCL (0.5 ac)	I-8-C			ER102306			A-MWD2-A			A-MWD2-B		
			mg/kg			mg/L			mg/kg			mg/kg		
CAS No.	**Units**	mg/kg	Result	Q	DL	Result	Q	DL	Result	Q	DL	Result	Q	DL
7440-38-2	Arsenic	24	1.5	J	1.6	0.020	U	0.020	3.7		1.6	4.5		1.7
7440-39-3	Barium	2.8E+03	170		0.41	0.0174		0.005	258	N	0.39	237	N	0.42
7440-43-9	Cadmium	52	0.11	J	0.49	0.006	U	0.006	0.47	U	0.47	0.5	U	0.5
7440-47-3	Chromium	3.0E+04	12.3		0.41	0.0015	J	0.005	4.8		2	4.7		2.1
7439-92-1	Lead	500	9.4		0.82	0.0019	J	0.010	3.9		3.9	3.9	J	4.2
7782-49-2	Selenium	310	0.60	J	1.6	0.020	U	0.020	1.6	U	1.6	1.4	U	1.7
7440-22-4	Silver	96	0.41	U	0.41	0.005	U	0.005	0.39	U	0.39	0.34	U	2.1
7439-97-6	Mercury	3.6	0.011	J	0.032	0.0001	JN	0.0002	0.028	U	0.028	0.022	U	0.022

[1] = Most stringent value among carcinogenic and/or non-carcinogenic effects.

Q - Data Qualifier U - Non-detect

DL - Detection Limit J - Estimated Value

BEAUMONT - ASSESSMENT PHASE 2007
EXPLOSIVES COMPOUNDS AND RCRA METALS IN SOIL SAMPLES

Tetra Tech Sample I.D.		**TNRCC**	A-MWD2-C			ER1110106			D-STB01-A			D-STB01-B		
Laboratory I.D.		**Combined**	610113-004-006-1/1			611055-001-001-1/1			611055-002-005-1/1			611055-003-006-1/1		
Sampling Date		**Residential**	10/23/06			11/01/06			11/01/06			11/02/06		
Depth		**Tier 1 Soil**	0-3 Inches			Not Applicable			0-3 Inches			0-3 Inches		
% Moisture		**PCL (0.5 ac)[1]**	99			Not Applicable			99			92		
Units		mg/kg	mg/kg			mg/L			mg/kg			mg/kg		
CAS No.			Result	Q	DL	Result	Q	DL	Result	Q	DL	Result	Q	DL
99-65-0	1,3-Dinitrobenzene	6.5	0.099	U	0.099	0.0003	U	0.0003	0.100	U	0.100	0.099	U	0.099
121-14-2	2,4-Dinitrotoluene	6.9	0.099	U	0.099	0.0003	U	0.0003	0.100	U	0.100	0.099	U	0.099
606-20-2	2,6-Dinitrotoluene	6.9	0.099	U	0.099	0.0003	U	0.0003	0.100	U	0.100	0.099	U	0.099
98-95-3	Nitrobenzene	31	0.037	J	0.099	0.0003	U	0.0003	0.027	J	0.100	0.036	J	0.099
99-35-4	1,3,5-Trinitrobenzene	2000	0.099	U	0.099	0.0003	U	0.0003	0.100	U	0.100	0.099	U	0.099
118-96-7	2,4,6-Trinitrotoluene	23	0.099	U	0.099	0.0003	U	0.0003	0.100	U	0.100	0.099	U	0.099
2691-41-0	HMX	350	0.200	U	0.200	0.00052	U	0.0005	2.000		0.200	0.200	U	0.200
121-82-4	RDX	43	0.200	U	0.200	0.00052	U	0.0005	0.200	U	0.200	0.200	U	0.200
479-45-8	Tetryl	68	0.200	U	0.200	0.00052	U	0.0005	0.200	U	0.200	0.200	U	0.200
88-72-2	2-Nitrotoluene	380	0.200	U	0.200	0.00052	U	0.0005	0.200	U	0.200	0.200	U	0.200
99-08-1	3-Nitrotoluene	380	0.200	U	0.200	0.00052	U	0.0005	0.200	U	0.200	0.200	U	0.200
99-99-0	4-Nitrotoluene	380	0.200	U	0.200	0.00052	U	0.0005	0.200	U	0.200	0.200	U	0.200
19406-51-0	4-Amino-4,6-dinitrotoluene	9.8	0.099	U	0.099	0.0003	U	0.0003	0.100	U	0.100	0.099	U	0.099
35572-78-2	2-Amino-4,6-dinitrotoluene	10	0.099	U	0.099	0.0003	U	0.0003	0.100	U	0.100	0.099	U	0.099
		TNRCC Combined Residential Tier 1 Soil PCL (0.5 ac)	A-MWD2-C			ER1110106			D-STB01-A			D-STB01-B		
			mg/kg			mg/L			mg/kg			mg/kg		
CAS No.	**Units**	mg/kg	Result	Q	DL	Result	Q	DL	Result	Q	DL	Result	Q	DL
7440-38-2	Arsenic	24	3.9		1.5	0.020	U	0.020	1.5	J	1.5	1.0	J	1.4
7440-39-3	Barium	2.8E+03	223	N	0.37	0.0034	J	0.005	121	J	0.37	71.7	J	0.34
7440-43-9	Cadmium	52	0.44	U	0.44	0.006	U	0.006	0.45	U	0.45	0.41	U	0.41
7440-47-3	Chromium	3.0E+04	5		1.8	0.005	U	0.005	13.1		1.9	7.7		0.69
7439-92-1	Lead	500	4.1		3.7	0.0015	J	0.010	4.2		3.7	1.2	J	1.4
7782-49-2	Selenium	310	1.5	U	1.5	0.020	U	0.020	1.5	U	1.5	1.4	U	1.4
7440-22-4	Silver	96	0.37	U	0.37	0.005	U	0.005	0.37	U	0.4	0.34	U	0.34
7439-97-6	Mercury	3.6	0.022		0.02	0.0002	U	0.0002	0.028	U	0.028	0.033	U	0.033

[1] = Most stringent value among carcinogenic and/or non-carcinogenic effects.

Q - Data Qualifier U - Non-detect

DL - Detection Limit J - Estimated Value

BEAUMONT - ASSESSMENT PHASE 2007
EXPLOSIVES COMPOUNDS AND RCRA METALS IN SOIL SAMPLES

		Tetra Tech Sample I.D.	TNRCC Combined	D-STB01-C			ER120606			I-MD01-A			I-MD01-B		
		Laboratory I.D.	Residential Tier 1 Soil	611055-004-009-1/1			612142-001-001-1/2			612142-002-007-1/1			612142-003-011-1/1		
		Sampling Date	PCL (0.5 ac)[1]	11/02/06			11/01/06			12/06/06			12/06/06		
		Depth		0-3 Inches			Not Applicable			0-3 Inches			0-3 Inches		
		% Moisture		99			Not Applicable			96			95		
		Units	mg/kg	mg/kg			mg/L			mg/kg			mg/kg		
CAS No.				Result	Q	DL	Result	Q	DL	Result	Q	DL	Result	Q	DL
99-65-0	1,3-Dinitrobenzene		6.5	0.099	U	0.099	0.00026	U	0.0003	0.100	U	0.100	0.100	U	0.100
121-14-2	2,4-Dinitrotoluene		6.9	0.099	U	0.099	0.00026	U	0.0003	0.100	U	0.100	0.100	U	0.100
606-20-2	2,6-Dinitrotoluene		6.9	0.099	U	0.099	0.00026	U	0.0003	0.061	J	0.100	0.100	U	0.100
98-95-3	Nitrobenzene		31	0.034	J	0.099	0.00026	U	0.0003	0.074	J	0.100	0.038	J	0.100
99-35-4	1,3,5-Trinitrobenzene		2000	0.099	U	0.099	0.00026	U	0.0003	0.100	U	0.100	0.100	U	0.100
118-96-7	2,4,6-Trinitrotoluene		23	0.099	U	0.099	0.00026	U	0.0003	0.100	U	0.100	0.100	U	0.100
2691-41-0	HMX		350	0.200	U	0.200	0.00052	U	0.0005	0.530		0.200	0.200	U	0.200
121-82-4	RDX		43	0.200	U	0.200	0.00052	U	0.0005	0.200	U	0.200	0.200	U	0.200
479-45-8	Tetryl		68	0.200	U	0.200	0.00052	U	0.0005	0.200	U	0.200	0.200	U	0.200
88-72-2	2-Nitrotoluene		380	0.200	U	0.200	0.00052	U	0.0005	0.200	U	0.200	0.200	U	0.200
99-08-1	3-Nitrotoluene		380	0.200	U	0.200	0.00052	U	0.0005	0.200	U	0.200	0.200	U	0.200
99-99-0	4-Nitrotoluene		380	0.200	U	0.200	0.00052	U	0.0005	0.200	U	0.200	0.200	U	0.200
19406-51-0	4-Amino-4,6-dinitrotoluene		9.8	0.099	U	0.099	0.00026	U	0.0003	0.100	U	0.100	0.100	U	0.100
35572-78-2	2-Amino-4,6-dinitrotoluene		10	0.099	U	0.099	0.00026	U	0.0003	0.100	U	0.100	0.100	U	0.100
			TNRCC Combined Residential Tier 1 Soil PCL (0.5 ac)	D-STB01-C			ER120606			I-MD01-A			I-MD01-B		
				mg/kg			mg/L			mg/kg			mg/kg		
CAS No.		Units	mg/kg	Result	Q	DL	Result	Q	DL	Result	Q	DL	Result	Q	DL
7440-38-2	Arsenic		24	0.88	J	1.6	0.020	U	0.020	1.7		1.7	2.0		1.5
7440-39-3	Barium		2.8E+03	81.2	J	0.4	0.0043	J	0.005	131		0.42	161		0.37
7440-43-9	Cadmium		52	0.48	U	0.48	0.006	U	0.006	0.057		0.5	0.083	J	0.45
7440-47-3	Chromium		3.0E+04	8.5		0.8	0.005	U	0.005	10.2		0.84	12.7		0.75
7439-92-1	Lead		500	2		1.6	0.0018	J	0.010	6.3		1.7	7.2		1.5
7782-49-2	Selenium		310	1.6	U	1.6	0.020	U	0.020	1.7	U	1.7	1.5	U	1.5
7440-22-4	Silver		96	0.4	U	0.4	0.005	U	0.005	0.42	U	0.42	0.37	U	0.37
7439-97-6	Mercury		3.6	0.029	U	0.029	0.0002	U	0.0002	0.013	J	0.032	0.015	J	0.032

[1] = Most stringent value among carcinogenic and/or non-carcinogenic effects.
Q - Data Qualifier U - Non-detect
DL - Detection Limit J - Estimated Value

BEAUMONT - ASSESSMENT PHASE 2007
EXPLOSIVES COMPOUNDS AND RCRA METALS IN SOIL SAMPLES

Tetra Tech Sample I.D.		**TNRCC**	I-MD01-C			I-MD02-A			I-MD02-B			I-MD02-C		
Laboratory I.D.		**Combined**	612142-004-012-1/1			612142-005-009-1/1			612142-006-020-1/1			612142-007-013-1/1		
Sampling Date		**Residential**	12/06/06			12/06/06			12/06/06			12/06/06		
Depth		**Tier 1 Soil**	0-3 Inches			0-3 Inches			0-3 Inches			0-3 Inches		
% Moisture		**PCL (0.5 ac)[1]**	95			96			93			96		
Units		mg/kg	mg/kg			mg/kg			mg/kg			mg/kg		
CAS No.			Result	Q	DL	Result	Q	DL	Result	Q	DL	Result	Q	DL
99-65-0	1,3-Dinitrobenzene	6.5	0.099	U	0.099	0.099	U	0.099	0.100	U	0.100	0.100	U	0.100
121-14-2	2,4-Dinitrotoluene	6.9	0.099	U	0.099	0.099	U	0.099	0.100	U	0.100	0.100	U	0.100
606-20-2	2,6-Dinitrotoluene	6.9	0.099	U	0.099	0.099	U	0.099	0.100	U	0.100	0.100	U	0.100
98-95-3	Nitrobenzene	31	0.026	J	0.099	0.035	J	0.099	0.033	J	0.100	0.034	J	0.100
99-35-4	1,3,5-Trinitrobenzene	2000	0.099	U	0.099	0.099	U	0.099	0.100	U	0.100	0.100	U	0.100
118-96-7	2,4,6-Trinitrotoluene	23	0.099	U	0.099	0.099	U	0.099	0.100	U	0.100	0.100	U	0.100
2691-41-0	HMX	350	0.200	U	0.200	0.200	U	0.200	0.200	U	0.200	0.200	U	0.200
121-82-4	RDX	43	0.200	U	0.200	0.200	U	0.200	0.200	U	0.200	0.200	U	0.200
479-45-8	Tetryl	68	0.200	U	0.200	0.200	U	0.200	0.200	U	0.200	0.200	U	0.200
88-72-2	2-Nitrotoluene	380	0.200	U	0.200	0.200	U	0.200	0.200	U	0.200	0.200	U	0.200
99-08-1	3-Nitrotoluene	380	0.200	U	0.200	0.200	U	0.200	0.200	U	0.200	0.200	U	0.200
99-99-0	4-Nitrotoluene	380	0.200	U	0.200	0.200	U	0.200	0.200	U	0.200	0.200	U	0.200
19406-51-0	4-Amino-4,6-dinitrotoluene	9.8	0.099	U	0.099	0.099	U	0.099	0.100	U	0.100	0.100	U	0.100
35572-78-2	2-Amino-4,6-dinitrotoluene	10	0.099	U	0.099	0.099	U	0.099	0.100	U	0.100	0.100	U	0.100
		TNRCC	I-MD01-C			I-MD02-A			I-MD02-B			I-MD02-C		
		Combined												
		Residential												
		Tier 1 Soil												
		PCL (0.5 ac)	mg/kg			mg/kg			mg/kg			mg/kg		
CAS No.	**Units**	mg/kg	Result	Q	DL	Result	Q	DL	Result	Q	DL	Result	Q	DL
7440-38-2	Arsenic	24	1.8		1.5	2.0		1.7	1.9		1.7	2.4		1.7
7440-39-3	Barium	2.8E+03	164		0.38	174		0.42	167		0.42	184		0.42
7440-43-9	Cadmium	52	0.07	J	0.45	0.086	J	0.51	0.061	J	0.51	0.043	J	0.51
7440-47-3	Chromium	3.0E+04	13.1		0.75	13.3		0.84	13.4		2.1	14.5		0.85
7439-92-1	Lead	500	7.3		1.5	8.2		1.7	6.6		4.2	7.1		1.7
7782-49-2	Selenium	310	1.5	U	1.5	1.7	U	1.7	1.7	U	1.7	1.7	U	1.7
7440-22-4	Silver	96	0.38	U	0.38	0.42	U	0.42	0.42	U	0.42	0.42	U	0.42
7439-97-6	Mercury	3.6	0.016	J	0.032	0.036		0.032	0.013		0.032	0.033	U	0.033

[1] = Most stringent value among carcinogenic and/or non-carcinogenic effects.

Q - Data Qualifier U - Non-detect

DL - Detection Limit J - Estimated Value

Beaumont Site 1 - Area I Concrete Slab Removal 2007
Explosives and RCRA Metals Soil Sampling Results

Tetra Tech EC, Inc. Sample I.D.		USEPA Region 9 Combined Cancer Risk 1.00E-06 Residential Soil	USEPA Region 9 Combined Chronic (HQ=1) Residential Soil[1]	USEPA Region 9 Combined Cancer Risk 1.00E-06 Industrial Soil	USEPA Region 9 Combined Chronic (HQ=1) Industrial Soil	99th Percentile Background Soil Concentration Range	A-30-B 512086-004-011-1/2			A-30-C 512086-005-013-1/2			A-100-B 512086-006-015-1/2		
Laboratory I.D.															
Sampling Date													12/07/05		
Depth							0-3 Inches			0-3 Inches			0-3 Inches		
% Solids							90			98			89		
Units		mg/kg	mg/kg	mg/kg	mg/kg	mg/kg	mg/kg			mg/kg			mg/kg		
CAS No.							Result	Q	DL	Result	Q	DL	Result	Q	DL
99-35-4	1,3,5-Trinitrobenzene	-	1.8E+03	-	1.8E+04	ND	0.1	U	0.1	0.1	U	0.1	0.1	U	0.1
99-65-0	1,3-Dinitrobenzene	-	6.1E+00	-	6.2E+01	ND	0.1	U	0.1	0.1	U	0.1	0.1	U	0.1
118-96-7	2,4,6-Trinitrotoluene	1.6E+01	3.1E+01	5.7E+01	3.1E+02	ND	0.1	U	0.1	0.1	U	0.1	0.1	U	0.1
121-14-2	2,4-Dinitrotoluene	-	1.2E+02	-	1.2E+03	ND	0.1	U	0.1	0.1	U	0.1	0.1	U	0.1
606-20-2	2,6-Dinitrotoluene	-	6.1E+01	-	6.2E+02	ND	0.1	U	0.1	0.1	U	0.1	0.1	U	0.1
19406-51-0	4-Amino-4,6-dinitrotoluene	-	1.2E+01	-	1.2E+02	ND	0.1	U	0.1	0.1	U	0.1	0.1	U	0.1
35572-78-2	4-Amino-2,6-dinitrotoluene	-	1.2E+01	-	1.2E+02	ND	0.1	U	0.1	0.1	U	0.1	0.1	U	0.1
2691-41-0	HMX	-	3.1E+03	-	3.1E+04	ND	0.053	J	0.2	0.045	J	0.2	0.075	J	0.2
98-95-3	Nitrobenzene	-	2.0E+01	-	1.0E+02	ND	0.096	U	0.1	0.090	U	0.1	0.056	U	0.1
121-82-4	RDX	4.4E+00	1.8E+02	1.6E+01	1.8E+03	ND	0.2	U	0.2	0.2	U	0.2	1.000		0.2
479-45-8	Tetryl	-	6.1E+02	-	6.2E+03	ND	0.2	U	0.2	0.2	U	0.2	0.2	U	0.2
99-08-1	m-Nitrotoluene	-	7.3E+02	-	3.7E+03	ND	0.2	U	0.2	0.2	U	0.2	0.2	U	0.2
88-72-2	o-Nitrotoluene	8.8E-01	3.7E+02	2.2E+00	1.8E+03	ND	0.2	U	0.2	0.2	U	0.2	0.2	U	0.2
99-99-0	p-Nitrotoluene	1.2E+01	3.7E+02	3.0E+01	1.8E+03	ND	0.2	U	0.2	0.2	U	0.2	0.2	U	0.2
		USEPA Region 9 Combined Cancer Risk 1.00E-06 Residential Soil[1]	USEPA Region 9 Combined Chronic (HQ=1) Residential Soil[1]	USEPA Region 9 Combined Cancer Risk 1.00E-06 Residential Soil[1]	USEPA Region 9 Combined Chronic (HQ=1) Industrial Soil[1]	99th Percentile Background Soil Concentration Range*	A-30-B			A-30-C			A-100-B		
							mg/kg			mg/kg			mg/kg		
CAS No.	Units	mg/kg	mg/kg	mg/kg	mg/kg	mg/kg	Result	Q	DL	Result	Q	DL	Result	Q	DL
7440-38-2	Arsenic	6.2E-02	2.2E+01	2.5E-01	2.6E+02	ND - 23.2	3.2		1.8	2.7		1.5	5.0		1.7
7440-39-3	Barium	-	5.4E+03	-	6.7E+04	ND - 596	99.2		0.45	82.3		0.38	106		0.43
7440-43-9	Cadmium	-	3.7E+01	-	4.5E+02	ND - 10.6	1.1	UD	1.1	0.9	UD	0.9	1	UD	1
7440-47-3	Chromium	2.1E+02	-	4.5E+02	1.5E+05	ND - 144	20.7	D	0.9	17.5	D	0.75	20.9	D	0.86
7439-92-1	Lead	-	1.5E+02	-	8.0E+02	ND - 348	22.2	D	1.8	27	D	1.5	9.4	D	1.7
7782-49-2	Selenium	-	3.9E+02	-	5.1E+03	ND - 25.0	1.8	U	1.8	1.5	U	1.5	1.7	U	1.7
7440-22-4	Silver	-	3.9E+02	-	5.1E+03	ND - 10.0	0.9	UD	0.9	0.75	UD	0.75	0.86	UD	0.86
7439-97-6	Mercury	-	2.3E+01	-	3.1E+02	ND - 0.70	0.033	U	0.033	0.03	U	0.03	0.036	U	0.036

* =Hunter, P.M., B.K. Davis, and F. Roach. 2005. Inorganic Chemicals in Grounbdwater and Soil: Background Concentrations at California Air Force Bases. 44th Annual Meeting of the Society of Toxicology, New Orleans, Louisiana, 10 March 2005.

[1] = Most stringent value among carcinogenic and/or non-carcinogenic effects used.

Q - Data Qualifier U - Non-detect
DL - Detection Limit J - Estimated Value
B - Detected in Blank D - Secondary Dilution

Beaumont Site 1 - Area I Concrete Slab Removal 2007
Explosives and RCRA Metals Soil Sampling Results

Tetra Tech EC, Inc. Sample I.D.		USEPA Region 9 Combined Cancer Risk 1.00E-06 Residential Soil	USEPA Region 9 Combined Chronic (HQ=1) Residential Soil[1]	USEPA Region 9 Combined Cancer Risk 1.00E-06 Industrial Soil	USEPA Region 9 Combined Chronic (HQ=1) Industrial Soil	99th Percentile Background Soil Concentration Range	A-100-C 512086-007-017-1/2			A-141-B 512086-008-019-1/2			A-141-C 512086-009-021-1/2		
Sampling Date							12/07/05								
Depth							0-3 Inches			0-3 Inches			0-3 Inches		
% Solids							99			83			96		
Units		mg/kg	mg/kg	mg/kg	mg/kg	mg/kg	mg/kg			mg/kg			mg/kg		
CAS No.							Result	Q	DL	Result	Q	DL	Result	Q	DL
99-35-4	1,3,5-Trinitrobenzene	-	1.8E+03	-	1.8E+04	ND	0.1	U	0.1	0.1	U	0.1	0.1	U	0.1
99-65-0	1,3-Dinitrobenzene	-	6.1E+00	-	6.2E+01	ND	0.1	U	0.1	0.1	U	0.1	0.1	U	0.1
118-96-7	2,4,6-Trinitrotoluene	1.6E+01	3.1E+01	5.7E+01	3.1E+02	ND	0.1	U	0.1	0.1	U	0.1	0.1	U	0.1
121-14-2	2,4-Dinitrotoluene	-	1.2E+02	-	1.2E+03	ND	0.1	U	0.1	0.1	U	0.1	0.1	U	0.1
606-20-2	2,6-Dinitrotoluene	-	6.1E+01	-	6.2E+02	ND	0.1	U	0.1	0.1	U	0.1	0.1	U	0.1
19406-51-0	4-Amino-4,6-dinitrotoluene	-	1.2E+01	-	1.2E+02	ND	0.1	U	0.1	0.1	U	0.1	0.1	U	0.1
35572-78-2	4-Amino-2,6-dinitrotoluene	-	1.2E+01	-	1.2E+02	ND	0.1	U	0.1	0.1	U	0.1	0.1	U	0.1
2691-41-0	HMX	-	3.1E+03	-	3.1E+04	ND	0.052	J	0.2	0.2	U	0.2	0.2	U	0.2
98-95-3	Nitrobenzene	-	2.0E+01	-	1.0E+02	ND	0.065	U	0.1	0.048	U	0.1	0.1	U	0.1
121-82-4	RDX	4.4E+00	1.8E+02	1.6E+01	1.8E+03	ND	0.440		0.2	0.2	U	0.2	0.2	U	0.2
479-45-8	Tetryl	-	6.1E+02	-	6.2E+03	ND	0.2	U	0.2	0.055	J	0.2	0.140	J	0.2
99-08-1	m-Nitrotoluene	-	7.3E+02	-	3.7E+03	ND	0.2	U	0.2	0.2	U	0.2	0.2	U	0.2
88-72-2	o-Nitrotoluene	8.8E-01	3.7E+02	2.2E+00	1.8E+03	ND	0.2	U	0.2	0.2	U	0.2	0.2	U	0.2
99-99-0	p-Nitrotoluene	1.2E+01	3.7E+02	3.0E+01	1.8E+03	ND	0.2	U	0.2	0.2	U	0.2	0.2	U	0.2
		USEPA Region 9 Combined Cancer Risk 1.00E-06 Residential Soil[1]	USEPA Region 9 Combined Chronic (HQ=1) Residential Soil[1]	USEPA Region 9 Combined Cancer Risk 1.00E-06 Residential Soil[1]	USEPA Region 9 Combined Chronic (HQ=1) Industrial Soil[1]	99th Percentile Background Soil Concentration Range*	A-100-C			A-141-B			A-141-C		
							mg/kg			mg/kg			mg/kg		
CAS No.	Units	mg/kg	mg/kg	mg/kg	mg/kg	mg/kg	Result	Q	DL	Result	Q	DL	Result	Q	DL
7440-38-2	Arsenic	6.2E-02	2.2E+01	2.5E-01	2.6E+02	ND - 23.2	3.9		1.6	20.8		1.9	12.7		1.6
7440-39-3	Barium	-	5.4E+03	-	6.7E+04	ND - 596	103		0.39	172		0.48	146		0.41
7440-43-9	Cadmium	-	3.7E+01	-	4.5E+02	ND - 10.6	0.32	JD	0.94	1.1	UD	1.1	0.079	JD	0.98
7440-47-3	Chromium	2.1E+02	-	4.5E+02	1.5E+05	ND - 144	17	D	0.79	38.9	D	0.95	30.1	D	0.82
7439-92-1	Lead	-	1.5E+02	-	8.0E+02	ND - 348	38.2	D	1.6	28.3	D	1.9	17.5	D	1.6
7782-49-2	Selenium	-	3.9E+02	-	5.1E+03	ND - 25.0	1.6	U	1.6	1.9	U	1.9	1.6	U	1.6
7440-22-4	Silver	-	3.9E+02	-	5.1E+03	ND - 10.0	0.79	UD	0.79	0.95	UD	0.95	0.82	UD	0.82
7439-97-6	Mercury	-	2.3E+01	-	3.1E+02	ND - 0.70	0.03	U	0.03	0.022	J	0.029	0.015	J	0.03

* =Hunter, P.M., B.K. Davis, and F. Roach. 2005. Inorganic Chemicals in Grounbdwater and Soil: Background Concentrations at California Air Forc

[1] = Most stringent value among carcinogenic and/or non-carcinogenic effects used.

Q - Data Qualifier U - Non-detect
DL - Detection Limit J - Estimated Value
B - Detected in Blank D - Secondary Dilution

Beaumont Site 1 - Area I Concrete Slab Removal 2007
Explosives and RCRA Metals Soil Sampling Results

Tetra Tech EC, Inc. Sample I.D.		USEPA Region 9 Combined Cancer Risk 1.00E-06 Residential Soil	USEPA Region 9 Combined Chronic (HQ=1) Residential Soil[1]	USEPA Region 9 Combined Cancer Risk 1.00E-06 Industrial Soil	USEPA Region 9 Combined Chronic (HQ=1) Industrial Soil	99th Percentile Background Soil Concentration Range	A-145-B 512086-010-023-1/2			A-145-C 512086-011-025-1/2			D-STR-B 512086-002-003-1/2		
Laboratory I.D.															
Sampling Date													12/07/05		
Depth							0-3 Inches			0-3 Inches			0-3 Inches		
% Solids							95			96			100		
Units		mg/kg	mg/kg	mg/kg	mg/kg	mg/kg	mg/kg			mg/kg			mg/kg		
CAS No.							Result	Q	DL				Result	Q	DL
99-35-4	1,3,5-Trinitrobenzene	-	1.8E+03	-	1.8E+04	ND	0.1	U	0.1	0.1	U	0.1	0.1	U	0.1
99-65-0	1,3-Dinitrobenzene	-	6.1E+00	-	6.2E+01	ND	0.1	U	0.1	0.1	U	0.1	0.1	U	0.1
118-96-7	2,4,6-Trinitrotoluene	1.6E+01	3.1E+01	5.7E+01	3.1E+02	ND	0.1	U	0.1	0.1	U	0.1	0.1	U	0.1
121-14-2	2,4-Dinitrotoluene	-	1.2E+02	-	1.2E+03	ND	0.1	U	0.1	0.1	U	0.1	0.280		0.1
606-20-2	2,6-Dinitrotoluene	-	6.1E+01	-	6.2E+02	ND	0.1	U	0.1	0.1	U	0.1	0.1	U	0.1
19406-51-0	4-Amino-4,6-dinitrotoluene	-	1.2E+01	-	1.2E+02	ND	0.1	U	0.1	0.1	U	0.1	0.1	U	0.1
35572-78-2	4-Amino-2,6-dinitrotoluene	-	1.2E+01	-	1.2E+02	ND	0.1	U	0.1	0.1	U	0.1	0.1	U	0.1
2691-41-0	HMX	-	3.1E+03	-	3.1E+04	ND	0.053	J	0.2	0.2	U	0.2	0.2	U	0.2
98-95-3	Nitrobenzene	-	2.0E+01	-	1.0E+02	ND	0.092	U	0.1	0.120	U	0.1	0.060	U	0.1
121-82-4	RDX	4.4E+00	1.8E+02	1.6E+01	1.8E+03	ND	0.2	U	0.2	0.2	U	0.2	0.2	U	0.2
479-45-8	Tetryl	-	6.1E+02	-	6.2E+03	ND	0.2	U	0.2	0.087	J	0.2	0.059	J	0.2
99-08-1	m-Nitrotoluene	-	7.3E+02	-	3.7E+03	ND	0.2	U	0.2	0.2	U	0.2	0.2	U	0.2
88-72-2	o-Nitrotoluene	8.8E-01	3.7E+02	2.2E+00	1.8E+03	ND	0.2	U	0.2	0.2	U	0.2	0.2	U	0.2
99-99-0	p-Nitrotoluene	1.2E+01	3.7E+02	3.0E+01	1.8E+03	ND	0.2	U	0.2	0.2	U	0.2	0.2	U	0.2
		USEPA Region 9 Combined Cancer Risk 1.00E-06 Residential Soil[1]	USEPA Region 9 Combined Chronic (HQ=1) Residential Soil[1]	USEPA Region 9 Combined Cancer Risk 1.00E-06 Residential Soil[1]	USEPA Region 9 Combined Chronic (HQ=1) Industrial Soil[1]	99th Percentile Background Soil Concentration Range*	A-145-B			A-145-C			D-STR-B		
							mg/kg			mg/kg			mg/kg		
CAS No.	Units	mg/kg	mg/kg	mg/kg	mg/kg	mg/kg	Result	Q	DL	Result	Q	DL	Result	Q	DL
7440-38-2	Arsenic	6.2E-02	2.2E+01	2.5E-01	2.6E+02	ND - 23.2	11.2		1.5	8.1		1.6	0.98	J	1.8
7440-39-3	Barium	-	5.4E+03	-	6.7E+04	ND - 596	157		0.38	123		0.41	73.2		0.44
7440-43-9	Cadmium	-	3.7E+01	-	4.5E+02	ND - 10.6	2.3	UD	2.3	0.98	UD	0.98	1.1	UD	1.1
7440-47-3	Chromium	2.1E+02	-	4.5E+02	1.5E+05	ND - 144	30.5	D	1.9	24.4	D	0.81	8	D	0.89
7439-92-1	Lead	-	1.5E+02	-	8.0E+02	ND - 348	23.5	D	3.8	59.7	D	1.6	2.7	D	1.8
7782-49-2	Selenium	-	3.9E+02	-	5.1E+03	ND - 25.0	1.5	U	1.5	1.6	U	1.6	1.8	U	1.8
7440-22-4	Silver	-	3.9E+02	-	5.1E+03	ND - 10.0	1.9	UD	1.9	0.81	UD	0.81	0.89	UD	0.89
7439-97-6	Mercury	-	2.3E+01	-	3.1E+02	ND - 0.70	0.014	J	0.025	0.010	J	0.025	0.028	U	0.028

* =Hunter, P.M., B.K. Davis, and F. Roach. 2005. Inorganic Chemicals in Grounbdwater and Soil: Background Concentrations at California Air Forc

[1] = Most stringent value among carcinogenic and/or non-carcinogenic effects used.

Q - Data Qualifier U - Non-detect
DL - Detection Limit J - Estimated Value
B - Detected in Blank D - Secondary Dilution

Beaumont Site 1 - Area I Concrete Slab Removal 2007
Explosives and RCRA Metals Soil Sampling Results

Tetra Tech EC, Inc. Sample I.D.		USEPA	USEPA	USEPA	USEPA		D-STR-C			FD-01-B			FD-01-C		
Laboratory I.D.		Region 9	Region 9	Region 9	Region 9	99th	512086-003-005-1/2			512086-012-027-1/2			512086-013-029-1/2		
Sampling Date		Combined	Combined	Combined	Combined	Percentile									
Depth		Cancer Risk	Chronic	Cancer Risk	Chronic	Background	0-3 Inches			0-3 Inches			0-3 Inches		
		1.00E-06	(HQ=1)	1.00E-06	(HQ=1)	Soil									
		Residential	Residential	Industrial	Industrial	Concentration									
% Solids		Soil	Soil[1]	Soil	Soil	Range	89			93			92		
Units		mg/kg	mg/kg	mg/kg	mg/kg	mg/kg	mg/kg			mg/kg			mg/kg		
CAS No.							Result	Q	DL	Result	Q	DL	Result	Q	DL
99-35-4	1,3,5-Trinitrobenzene	-	1.8E+03	-	1.8E+04	ND	0.1	U	0.1	0.1	U	0.1	0.1	U	0.1
99-65-0	1,3-Dinitrobenzene	-	6.1E+00	-	6.2E+01	ND	0.1	U	0.1	0.1	U	0.1	0.1	U	0.1
118-96-7	2,4,6-Trinitrotoluene	1.6E+01	3.1E+01	5.7E+01	3.1E+02	ND	0.1	U	0.1	0.1	U	0.1	0.1	U	0.1
121-14-2	2,4-Dinitrotoluene	-	1.2E+02	-	1.2E+03	ND	1.900		0.1	0.1	U	0.1	0.1	U	0.1
606-20-2	2,6-Dinitrotoluene	-	6.1E+01	-	6.2E+02	ND	0.1	U	0.1	0.1	U	0.1	0.1	U	0.1
19406-51-0	4-Amino-4,6-dinitrotoluene	-	1.2E+01	-	1.2E+02	ND	0.1	U	0.1	0.1	U	0.1	0.1	U	0.1
35572-78-2	4-Amino-2,6-dinitrotoluene	-	1.2E+01	-	1.2E+02	ND	0.1	U	0.1	0.1	U	0.1	0.1	U	0.1
2691-41-0	HMX	-	3.1E+03	-	3.1E+04	ND	0.2	U	0.2	0.2	U	0.2	0.2	U	0.2
98-95-3	Nitrobenzene	-	2.0E+01	-	1.0E+02	ND	0.057	U	0.1	0.088	U	0.1	0.1	U	0.1
121-82-4	RDX	4.4E+00	1.8E+02	1.6E+01	1.8E+03	ND	0.2	U	0.2	0.2	U	0.2	0.2	U	0.2
479-45-8	Tetryl	-	6.1E+02	-	6.2E+03	ND	0.091	J	0.2	0.110	J	0.2	0.042	J	0.2
99-08-1	m-Nitrotoluene	-	7.3E+02	-	3.7E+03	ND	0.2	U	0.2	0.2	U	0.2	0.2	U	0.2
88-72-2	o-Nitrotoluene	8.8E-01	3.7E+02	2.2E+00	1.8E+03	ND	0.2	U	0.2	0.2	U	0.2	0.2	U	0.2
99-99-0	p-Nitrotoluene	1.2E+01	3.7E+02	3.0E+01	1.8E+03	ND	0.2	U	0.2	0.2	U	0.2	0.2	U	0.2
		USEPA	USEPA	USEPA	USEPA		D-STR-C			FD-01-B			FD-01-C		
		Region 9	Region 9	Region 9	Region 9	99th									
		Combined	Combined	Combined	Combined	Percentile									
		Cancer Risk	Chronic	Cancer Risk	Chronic	Background									
		1.00E-06	(HQ=1)	1.00E-06	(HQ=1)	Soil									
		Residential	Residential	Residential	Industrial	Concentration									
		Soil[1]	Soil[1]	Soil[1]	Soil[1]	Range*	mg/kg			mg/kg			mg/kg		
CAS No.	Units	mg/kg	mg/kg	mg/kg	mg/kg	mg/kg	Result	Q	DL	Result	Q	DL	Result	Q	DL
7440-38-2	Arsenic	6.2E-02	2.2E+01	2.5E-01	2.6E+02	ND - 23.2	1.1	J	1.8	2.5		1.5	2.6		1.6
7440-39-3	Barium	-	5.4E+03	-	6.7E+04	ND - 596	85.3		0.46	78		0.38	75.6		0.4
7440-43-9	Cadmium	-	3.7E+01	-	4.5E+02	ND - 10.6	1.1	UD	1.1	0.92	UD	0.92	0.97	UD	0.97
7440-47-3	Chromium	2.1E+02	-	4.5E+02	1.5E+05	ND - 144	10.7	D	0.91	15.3	D	0.77	15.4	D	0.8
7439-92-1	Lead	-	1.5E+02	-	8.0E+02	ND - 348	3.6	D	1.8	80.3	D	1.5	33.8	D	1.6
7782-49-2	Selenium	-	3.9E+02	-	5.1E+03	ND - 25.0	1.8	U	1.8	1.5	U	1.5	1.6	U	1.6
7440-22-4	Silver	-	3.9E+02	-	5.1E+03	ND - 10.0	0.91	UD	0.91	0.77	UD	0.77	0.8	UD	0.8
7439-97-6	Mercury	-	2.3E+01	-	3.1E+02	ND - 0.70	0.031	U	0.031	0.029	U	0.029	0.032	U	0.032

* =Hunter, P.M., B.K. Davis, and F. Roach. 2005. Inorganic Chemicals in Grounbdwater and Soil: Background Concentrations at California Air Forc

[1] = Most stringent value among carcinogenic and/or non-carcinogenic effects used.

Q - Data Qualifier U - Non-detect
DL - Detection Limit J - Estimated Value
B - Detected in Blank D - Secondary Dilution

Beaumont Site 1 - Area I Concrete Slab Removal 2007
Explosives and RCRA Metals Soil Sampling Results

	Tetra Tech EC, Inc. Sample I.D.	USEPA	USEPA	USEPA	USEPA		ER12075		
	Laboratory I.D.	Region 9	Region 9	Region 9	Region 9	99th	512086-001-001-1/1		
	Sampling Date	Combined	Combined	Combined	Combined	Percentile			
	Depth	Cancer Risk	Chronic	Cancer Risk	Chronic	Background	Equipment Blank		
		1.00E-06	(HQ=1)	1.00E-06	(HQ=1)	Soil			
		Residential	Residential	Industrial	Industrial	Concentration			
	% Solids	Soil	Soil[1]	Soil	Soil	Range			
	Units	mg/kg	mg/kg	mg/kg	mg/kg	mg/kg	ug/L		
CAS No.							Result	Q	DL
99-35-4	1,3,5-Trinitrobenzene	-	1.8E+03	-	1.8E+04	ND	0.26	U	0.26
99-65-0	1,3-Dinitrobenzene	-	6.1E+00	-	6.2E+01	ND	0.26	U	0.26
118-96-7	2,4,6-Trinitrotoluene	1.6E+01	3.1E+01	5.7E+01	3.1E+02	ND	0.26	U	0.26
121-14-2	2,4-Dinitrotoluene	-	1.2E+02	-	1.2E+03	ND	0.26	U	0.26
606-20-2	2,6-Dinitrotoluene	-	6.1E+01	-	6.2E+02	ND	0.26	U	0.26
19406-51-0	4-Amino-4,6-dinitrotoluene	-	1.2E+01	-	1.2E+02	ND	0.26	U	0.26
35572-78-2	4-Amino-2,6-dinitrotoluene	-	1.2E+01	-	1.2E+02	ND	0.26	U	0.26
2691-41-0	HMX	-	3.1E+03	-	3.1E+04	ND	0.52	U	0.52
98-95-3	Nitrobenzene	-	2.0E+01	-	1.0E+02	ND	0.26	U	0.26
121-82-4	RDX	4.4E+00	1.8E+02	1.6E+01	1.8E+03	ND	0.52	U	0.52
479-45-8	Tetryl	-	6.1E+02	-	6.2E+03	ND	0.52	U	0.52
99-08-1	m-Nitrotoluene	-	7.3E+02	-	3.7E+03	ND	0.52	U	0.52
88-72-2	o-Nitrotoluene	8.8E-01	3.7E+02	2.2E+00	1.8E+03	ND	0.52	U	0.52
99-99-0	p-Nitrotoluene	1.2E+01	3.7E+02	3.0E+01	1.8E+03	ND	0.52	U	0.52
		USEPA	USEPA	USEPA	USEPA				
		Region 9	Region 9	Region 9	Region 9	99th	ER12075		
		Combined	Combined	Combined	Combined	Percentile			
		Cancer Risk	Chronic	Cancer Risk	Chronic	Background			
		1.00E-06	(HQ=1)	1.00E-06	(HQ=1)	Soil			
		Residential	Residential	Residential	Industrial	Concentration			
		Soil[1]	Soil[1]	Soil[1]	Soil[1]	Range*	ug/L		
CAS No.	Units	mg/kg	mg/kg	mg/kg	mg/kg	mg/kg	Result	Q	DL
7440-38-2	Arsenic	6.2E-02	2.2E+01	2.5E-01	2.6E+02	ND - 23.2	5	U	5
7440-39-3	Barium	-	5.4E+03	-	6.7E+04	ND - 596	0.97	J	5
7440-43-9	Cadmium	-	3.7E+01	-	4.5E+02	ND - 10.6	0.5	U	0.5
7440-47-3	Chromium	2.1E+02	-	4.5E+02	1.5E+05	ND - 144	1	J	2
7439-92-1	Lead	-	1.5E+02	-	8.0E+02	ND - 348	0.41	J	2
7782-49-2	Selenium	-	3.9E+02	-	5.1E+03	ND - 25.0	5	U	5
7440-22-4	Silver	-	3.9E+02	-	5.1E+03	ND - 10.0	0.3	U	0.3
7439-97-6	Mercury	-	2.3E+01	-	3.1E+02	ND - 0.70	0.2	U	0.2

* =Hunter, P.M., B.K. Davis, and F. Roach. 2005. Inorganic Chemicals in Grounbdwater and Soil: Background Concentrations at California Air Forc

[1] = Most stringent value among carcinogenic and/or non-carcinogenic effects used.

Q - Data Qualifier U - Non-detect

DL - Detection Limit J - Estimated Value

B - Detected in Blank D - Secondary Dilution

Beaumont Site 1 - Clearance Phase 2007
Explosives and RCRA Metals Soil Analysis Results

	Tetra Tech Sample I.D.	USEPA	USEPA	USEPA	USEPA		A-92/08-A			A-92/08-B			A-92/08-C		
	Laboratory I.D.	Region 9	Region 9	Region 9	Region 9	99th	702080-002-013-1/2			702080-003-015-1/2			702080-004-021-1/4		
	Sampling Date	Combined	Combined	Combined	Combined	Percentile	02/12/07			02/12/07			02/12/07		
	Depth	Cancer Risk	Chronic	Cancer Risk	Chronic	Background	0-3 Inches			0-3 Inches			0-3 Inches		
	% Solids	1.00E-06	(HQ=1)	1.00E-06	(HQ=1)	Soil	97			98			98		
		Residential	Residential	Industrial	Industrial	Conc.									
		Soil	Soil[1]	Soil	Soil	Range									
	Units	mg/kg	mg/kg	mg/kg	mg/kg	mg/kg	mg/kg			mg/kg			mg/kg		
CAS No.							Result	Q	DL	Result	Q	DL	Result	Q	DL
99-65-0	1,3-Dinitrobenzene	-	6.1E+00	-	6.2E+01	ND	0.100	U	0.100	0.100	U	0.100	0.099	U	0.099
121-14-2	2,4-Dinitrotoluene	-	1.2E+02	-	1.2E+03	ND	0.100	U	0.100	0.100	U	0.100	0.099	U	0.099
606-20-2	2,6-Dinitrotoluene	-	6.1E+01	-	6.2E+02	ND	0.100	U	0.100	0.100	U	0.100	0.099	U	0.099
98-95-3	Nitrobenzene	-	2.0E+01	-	1.0E+02	ND	0.100	U	0.100	0.100	J	0.100	0.099	U	0.099
99-35-4	1,3,5-Trinitrobenzene	-	1.8E+03	-	1.8E+04	ND	0.100	U	0.100	0.100	U	0.100	0.099	U	0.099
118-96-7	2,4,6-Trinitrotoluene	1.6E+01	3.1E+01	5.7E+01	3.1E+02	ND	0.100	U	0.100	0.100	U	0.100	0.099	U	0.099
2691-41-0	HMX	-	3.1E+03	-	3.1E+04	ND	0.200	U	0.200	0.200	U	0.200	0.200	U	0.200
121-82-4	RDX	4.4E+00	1.8E+02	1.6E+01	1.8E+03	ND	0.200	U	0.200	0.200	U	0.200	0.200	U	0.200
479-45-8	Tetryl	-	6.1E+02	-	6.2E+03	ND	0.200	U	0.200	0.200	U	0.200	0.200	U	0.200
88-72-2	2-Nitrotoluene	-	7.3E+02	-	3.7E+03	ND	0.200	U	0.200	0.200	U	0.200	0.200	U	0.200
99-08-1	3-Nitrotoluene	8.8E-01	3.7E+02	2.2E+00	1.8E+03	ND	0.200	U	0.200	0.200	U	0.200	0.200	U	0.200
99-99-0	4-Nitrotoluene	1.2E+01	3.7E+02	3.0E+01	1.8E+03	ND	0.200	U	0.200	0.200	U	0.200	0.200	U	0.200
19406-51-0	4-Amino-4,6-dinitrotoluene	-	1.2E+01	-	1.2E+02	ND	0.100	U	0.100	0.100	U	0.100	0.099	U	0.099
35572-78-2	2-Amino-4,6-dinitrotoluene	-	1.2E+01	-	1.2E+02	ND	0.100	U	0.100	0.100	U	0.100	0.099	U	0.099
		USEPA	USEPA	USEPA	USEPA										
		Region 9	Region 9	Region 9	Region 9	99th									
		Combined	Combined	Combined	Combined	Percentile									
		Cancer Risk	Chronic	Cancer Risk	Chronic	Background	A-92/08-A			A-92/08-B			A-92/08-C		
		1.00E-06	(HQ=1)	1.00E-06	(HQ=1)	Soil									
		Residential	Residential	Residential	Industrial	Conc.									
		Soil[1]	Soil[1]	Soil[1]	Soil[1]	Range*	mg/kg			mg/kg			mg/kg		
CAS No.	Units	mg/kg	mg/kg	mg/kg	mg/kg	mg/kg	Result	Q	DL	Result	Q	DL	Result	Q	DL
7440-38-2	Arsenic	6.2E-02	2.2E+01	2.5E-01	2.6E+02	ND - 23.2	3.9		1.5	3.5		1.5	3.9		1.5
7440-39-3	Barium	-	5.4E+03	-	6.7E+04	ND - 596	138		0.38	123		0.37	160	E	0.39
7440-43-9	Cadmium	-	3.7E+01	-	4.5E+02	ND - 10.6	0.46	U	0.46	0.94		0.45	0.18	J	0.46
7440-47-3	Chromium	2.1E+02	-	4.5E+02	1.5E+05	ND - 144	13		0.38	30.4		0.37	14.3		0.77
7439-92-1	Lead	-	1.5E+02	-	8.0E+02	ND - 348	5.5		0.76	316		0.75	14.8		1.5
7782-49-2	Selenium	-	3.9E+02	-	5.1E+03	ND - 25.0	1.5	U	1.5	1.5	U	1.5	1.5	U	1.5
7440-22-4	Silver	-	3.9E+02	-	5.1E+03	ND - 10.0	0.38	U	0.38	0.37	U	0.37	0.39	U	0.39
7439-97-6	Mercury	-	2.3E+01	-	3.1E+02	ND - 0.70	0.0085	J	0.030	0.012	J	0.031	0.011	J	0.032

[1] = Most stringent value among carcinogenic and/or non-carcinogenic effects.
Q - Data Qualifier U - Non-detect
DL - Detection Limit J - Estimated Value
NA - Not Analyzed

Beaumont Site 1 - Clearance Phase 2007
Explosives and RCRA Metals Soil Analysis Results

	Tetra Tech Sample I.D.	USEPA	USEPA	USEPA	USEPA		A-95/06-A			A-95/06-B			A-95/06-C		
	Laboratory I.D.	Region 9	Region 9	Region 9	Region 9	99th	702080-005-005-1/2			702080-006-007-1/2			702080-007-009-1/2		
	Sampling Date	Combined	Combined	Combined	Combined	Percentile	02/12/07			02/12/07			02/12/07		
	Depth	Cancer Risk	Chronic	Cancer Risk	Chronic	Background	0-3 Inches			0-3 Inches			0-3 Inches		
	% Solids	1.00E-06	(HQ=1)	1.00E-06	(HQ=1)	Soil	94			91			92		
		Residential	Residential	Industrial	Industrial	Conc.									
		Soil	Soil[1]	Soil	Soil	Range									
	Units	mg/kg	mg/kg	mg/kg	mg/kg	mg/kg	mg/kg			mg/kg			mg/kg		
CAS No.							Result	Q	DL	Result	Q	DL	Result	Q	DL
99-65-0	1,3-Dinitrobenzene	-	6.1E+00	-	6.2E+01	ND	0.100	U	0.100	0.100	U	0.100	0.099	U	0.099
121-14-2	2,4-Dinitrotoluene	-	1.2E+02	-	1.2E+03	ND	0.100	U	0.100	0.100	U	0.100	0.099	U	0.099
606-20-2	2,6-Dinitrotoluene	-	6.1E+01	-	6.2E+02	ND	0.100	U	0.100	0.100	U	0.100	0.099	U	0.099
98-95-3	Nitrobenzene	-	2.0E+01	-	1.0E+02	ND	0.100	U	0.100	0.060	J	0.100	0.073	J	0.099
99-35-4	1,3,5-Trinitrobenzene	-	1.8E+03	-	1.8E+04	ND	0.100	U	0.100	0.100	U	0.100	0.099	U	0.099
118-96-7	2,4,6-Trinitrotoluene	1.6E+01	3.1E+01	5.7E+01	3.1E+02	ND	0.100	U	0.100	0.100	U	0.100	0.099	U	0.099
2691-41-0	HMX	-	3.1E+03	-	3.1E+04	ND	0.200	U	0.200	0.200	U	0.200	0.200	U	0.200
121-82-4	RDX	4.4E+00	1.8E+02	1.6E+01	1.8E+03	ND	0.200	U	0.200	0.200	U	0.200	0.200	U	0.200
479-45-8	Tetryl	-	6.1E+02	-	6.2E+03	ND	0.200	U	0.200	0.200	U	0.200	0.200	U	0.200
88-72-2	2-Nitrotoluene	-	7.3E+02	-	3.7E+03	ND	0.200	U	0.200	0.200	U	0.200	0.200	U	0.200
99-08-1	3-Nitrotoluene	8.8E-01	3.7E+02	2.2E+00	1.8E+03	ND	0.200	U	0.200	0.200	U	0.200	0.200	U	0.200
99-99-0	4-Nitrotoluene	1.2E+01	3.7E+02	3.0E+01	1.8E+03	ND	0.200	U	0.200	0.200	U	0.200	0.200	U	0.200
19406-51-0	4-Amino-4,6-dinitrotoluene	-	1.2E+01	-	1.2E+02	ND	0.100	U	0.100	0.100	U	0.100	0.099	U	0.099
35572-78-2	2-Amino-4,6-dinitrotoluene	-	1.2E+01	-	1.2E+02	ND	0.100	U	0.100	0.100	U	0.100	0.099	U	0.099
		USEPA	USEPA	USEPA	USEPA										
		Region 9	Region 9	Region 9	Region 9	99th	A-95/06-A			A-95/06-B			A-95/06-C		
		Combined	Combined	Combined	Combined	Percentile									
		Cancer Risk	Chronic	Cancer Risk	Chronic	Background									
		1.00E-06	(HQ=1)	1.00E-06	(HQ=1)	Soil									
		Residential	Residential	Residential	Industrial	Conc.									
		Soil[1]	Soil[1]	Soil[1]	Soil[1]	Range*	mg/kg			mg/kg			mg/kg		
CAS No.	Units	mg/kg	mg/kg	mg/kg	mg/kg	mg/kg	Result	Q	DL	Result	Q	DL	Result	Q	DL
7440-38-2	Arsenic	6.2E-02	2.2E+01	2.5E-01	2.6E+02	ND - 23.2	19.7		1.6	20.500		1.6	21.6		1.6
7440-39-3	Barium	-	5.4E+03	-	6.7E+04	ND - 596	188		0.41	189		0.40	193		0.39
7440-43-9	Cadmium	-	3.7E+01	-	4.5E+02	ND - 10.6	0.49	U	0.49	0.48	U	0.48	0.47	U	0.47
7440-47-3	Chromium	2.1E+02	-	4.5E+02	1.5E+05	ND - 144	35.5		0.41	39.3		0.40	82.0		0.39
7439-92-1	Lead	-	1.5E+02	-	8.0E+02	ND - 348	14.7		0.81	27.5		0.79	84.8		0.79
7782-49-2	Selenium	-	3.9E+02	-	5.1E+03	ND - 25.0	1.6	U	1.6	1.600	U	1.6	1.6	U	1.6
7440-22-4	Silver	-	3.9E+02	-	5.1E+03	ND - 10.0	0.41	U	0.41	0.40	U	0.40	0.39	U	0.39
7439-97-6	Mercury	-	2.3E+01	-	3.1E+02	ND - 0.70	0.015	J	0.032	0.020	J	0.035	0.021	J	0.032

[1] = Most stringent value among carcinogenic and/or non-carcinogenic effects.
Q - Data Qualifier U - Non-detect
DL - Detection Limit J - Estimated Value
NA - Not Analyzed

Beaumont Site 1 - Clearance Phase 2007
Explosives and RCRA Metals Soil Analysis Results

	Tetra Tech Sample I.D.	USEPA	USEPA	USEPA	USEPA		FD-004			A-97/07-A			A-97/07-B		
	Laboratory I.D.	Region 9	Region 9	Region 9	Region 9	99th	702080-008-011-1/2			702080-010-019-1/2			702080-011-025-1/4		
	Sampling Date	Combined	Combined	Combined	Combined	Percentile	02/12/07			02/13/07			02/13/07		
	Depth	Cancer Risk	Chronic	Cancer Risk	Chronic	Background	0-3 Inches			0-3 Inches			0-3 Inches		
	% Solids	1.00E-06	(HQ=1)	1.00E-06	(HQ=1)	Soil	91			94			95		
		Residential	Residential	Industrial	Industrial	Conc.									
		Soil	Soil[1]	Soil	Soil	Range									
	Units	mg/kg	mg/kg	mg/kg	mg/kg	mg/kg	mg/kg			mg/kg			mg/kg		
CAS No.							Result	Q	DL	Result	Q	DL	Result	Q	DL
99-65-0	1,3-Dinitrobenzene	-	6.1E+00	-	6.2E+01	ND	0.099	U	0.099	0.100	U	0.100	0.100	U	0.100
121-14-2	2,4-Dinitrotoluene	-	1.2E+02	-	1.2E+03	ND	0.099	U	0.099	0.100	U	0.100	0.100	U	0.100
606-20-2	2,6-Dinitrotoluene	-	6.1E+01	-	6.2E+02	ND	0.099	U	0.099	0.100	U	0.100	0.100	U	0.100
98-95-3	Nitrobenzene	-	2.0E+01	-	1.0E+02	ND	0.097	J	0.099	0.031	J	0.100	0.070	J	0.100
99-35-4	1,3,5-Trinitrobenzene	-	1.8E+03	-	1.8E+04	ND	0.099	U	0.099	0.100	U	0.100	0.100	U	0.100
118-96-7	2,4,6-Trinitrotoluene	1.6E+01	3.1E+01	5.7E+01	3.1E+02	ND	0.099	U	0.099	0.100	U	0.100	0.100	U	0.100
2691-41-0	HMX	-	3.1E+03	-	3.1E+04	ND	0.200	U	0.200	0.200	U	0.200	0.200	U	0.200
121-82-4	RDX	4.4E+00	1.8E+02	1.6E+01	1.8E+03	ND	0.200	U	0.200	0.200	U	0.200	0.200	U	0.200
479-45-8	Tetryl	-	6.1E+02	-	6.2E+03	ND	0.200	U	0.200	0.200	U	0.200	0.200	U	0.200
88-72-2	2-Nitrotoluene	-	7.3E+02	-	3.7E+03	ND	0.200	U	0.200	0.200	U	0.200	0.200	U	0.200
99-08-1	3-Nitrotoluene	8.8E-01	3.7E+02	2.2E+00	1.8E+03	ND	0.200	U	0.200	0.200	U	0.200	0.200	U	0.200
99-99-0	4-Nitrotoluene	1.2E+01	3.7E+02	3.0E+01	1.8E+03	ND	0.200	U	0.200	0.200	U	0.200	0.200	U	0.200
19406-51-0	4-Amino-4,6-dinitrotoluene	-	1.2E+01	-	1.2E+02	ND	0.099	U	0.099	0.100	U	0.100	0.100	U	0.100
35572-78-2	2-Amino-4,6-dinitrotoluene	-	1.2E+01	-	1.2E+02	ND	0.099	U	0.099	0.100	U	0.100	0.100	U	0.100
		USEPA	USEPA	USEPA	USEPA										
		Region 9	Region 9	Region 9	Region 9	99th	FD-004			A-97/07-A			A-97/07-B		
		Combined	Combined	Combined	Combined	Percentile									
		Cancer Risk	Chronic	Cancer Risk	Chronic	Background									
		1.00E-06	(HQ=1)	1.00E-06	(HQ=1)	Soil									
		Residential	Residential	Residential	Industrial	Conc.									
		Soil[1]	Soil[1]	Soil[1]	Soil[1]	Range*	mg/kg			mg/kg			mg/kg		
CAS No.	Units	mg/kg	mg/kg	mg/kg	mg/kg	mg/kg	Result	Q	DL	Result	Q	DL	Result	Q	DL
7440-38-2	Arsenic	6.2E-02	2.2E+01	2.5E-01	2.6E+02	ND - 23.2	21.7		1.6	21.2		1.5	23.1		7.9
7440-39-3	Barium	-	5.4E+03	-	6.7E+04	ND - 596	202		0.41	205		0.38	232		2.0
7440-43-9	Cadmium	-	3.7E+01	-	4.5E+02	ND - 10.6	0.066	J	0.49	0.28	J	0.45	0.86	J	2.4
7440-47-3	Chromium	2.1E+02	-	4.5E+02	1.5E+05	ND - 144	42.7		0.41	28.9		0.38	32.9		2.0
7439-92-1	Lead	-	1.5E+02	-	8.0E+02	ND - 348	78.4		0.81	12.3		0.76	19.8		3.9
7782-49-2	Selenium	-	3.9E+02	-	5.1E+03	ND - 25.0	1.60	U	1.6	1.5	U	1.5		U	7.9
7440-22-4	Silver	-	3.9E+02	-	5.1E+03	ND - 10.0	0.41	U	0.41	0.38	U	0.38		U	2.0
7439-97-6	Mercury	-	2.3E+01	-	3.1E+02	ND - 0.70	0.020	J	0.033	0.016	J	0.033	0.016	J	0.032

[1] = Most stringent value among carcinogenic and/or non-carcinogenic effects.
Q - Data Qualifier U - Non-detect
DL - Detection Limit J - Estimated Value
NA - Not Analyzed

Beaumont Site 1 - Clearance Phase 2007
Explosives and RCRA Metals Soil Analysis Results

	Tetra Tech Sample I.D.	USEPA	USEPA	USEPA	USEPA		A-97/07-C			ER021207			ER021307		
	Laboratory I.D.	Region 9	Region 9	Region 9	Region 9	99th	702080-012-017-1/2			702080-001-001-1/1			702080-009-002-1/1		
	Sampling Date	Combined	Combined	Combined	Combined	Percentile	02/13/07			02/12/07			2/13/207		
	Depth	Cancer Risk	Chronic	Cancer Risk	Chronic	Background	0-3 Inches			Not Applicable			Not Applicable		
	% Solids	1.00E-06	(HQ=1)	1.00E-06	(HQ=1)	Soil	94			Not Applicable			Not Applicable		
		Residential	Residential	Industrial	Industrial	Conc.									
		Soil	Soil[1]	Soil	Soil	Range									
	Units	mg/kg	mg/kg	mg/kg	mg/kg	mg/kg	mg/kg			mg/L			mg/L		
CAS No.							Result	Q	DL	Result	Q	DL	Result	Q	DL
99-65-0	1,3-Dinitrobenzene	-	6.1E+00	-	6.2E+01	ND	0.100	U	0.100	0.00026	U	0.00026	0.00026	U	0.00026
121-14-2	2,4-Dinitrotoluene	-	1.2E+02	-	1.2E+03	ND	0.100	U	0.100	0.00026	U	0.00026	0.00026	U	0.00026
606-20-2	2,6-Dinitrotoluene	-	6.1E+01	-	6.2E+02	ND	0.100	U	0.100	0.00026	U	0.00026	0.00026	U	0.00026
98-95-3	Nitrobenzene	-	2.0E+01	-	1.0E+02	ND	0.073	J	0.100	0.00026	U	0.00026	0.00026	U	0.00026
99-35-4	1,3,5-Trinitrobenzene	-	1.8E+03	-	1.8E+04	ND	0.100	U	0.100	0.00026	U	0.00026	0.00026	U	0.00026
118-96-7	2,4,6-Trinitrotoluene	1.6E+01	3.1E+01	5.7E+01	3.1E+02	ND	0.100	U	0.100	0.00026	U	0.00026	0.00026	U	0.00026
2691-41-0	HMX	-	3.1E+03	-	3.1E+04	ND	0.200	U	0.200	0.00052	U	0.00052	0.00052	U	0.00052
121-82-4	RDX	4.4E+00	1.8E+02	1.6E+01	1.8E+03	ND	0.200	U	0.200	0.00052	U	0.00052	0.00052	U	0.00052
479-45-8	Tetryl	-	6.1E+02	-	6.2E+03	ND	0.200	U	0.200	0.00052	U	0.00052	0.00052	U	0.00052
88-72-2	2-Nitrotoluene	-	7.3E+02	-	3.7E+03	ND	0.200	U	0.200	0.00052	U	0.00052	0.00052	U	0.00052
99-08-1	3-Nitrotoluene	8.8E-01	3.7E+02	2.2E+00	1.8E+03	ND	0.200	U	0.200	0.00052	U	0.00052	0.00052	U	0.00052
99-99-0	4-Nitrotoluene	1.2E+01	3.7E+02	3.0E+01	1.8E+03	ND	0.200	U	0.200	0.00052	U	0.00052	0.00052	U	0.00052
19406-51-0	4-Amino-4,6-dinitrotoluene	-	1.2E+01	-	1.2E+02	ND	0.100	U	0.100	0.00026	U	0.00026	0.00026	U	0.00026
35572-78-2	2-Amino-4,6-dinitrotoluene	-	1.2E+01	-	1.2E+02	ND	0.100	U	0.100	0.00026	U	0.00026	0.00026	U	0.00026

		USEPA	USEPA	USEPA	USEPA		A-97/07-C			ER021207			ER021307		
		Region 9	Region 9	Region 9	Region 9	99th									
		Combined	Combined	Combined	Combined	Percentile									
		Cancer Risk	Chronic	Cancer Risk	Chronic	Background									
		1.00E-06	(HQ=1)	1.00E-06	(HQ=1)	Soil									
		Residential	Residential	Residential	Industrial	Conc.									
		Soil[1]	Soil[1]	Soil[1]	Soil[1]	Range*	mg/kg			mg/L			mg/L		
CAS No.	Units	mg/kg	mg/kg	mg/kg	mg/kg	mg/kg	Result	Q	DL	Result	Q	DL	Result	Q	DL
7440-38-2	Arsenic	6.2E-02	2.2E+01	2.5E-01	2.6E+02	ND - 23.2	20.3		1.5	0.020	U	0.020	0.020	U	0.020
7440-39-3	Barium	-	5.4E+03	-	6.7E+04	ND - 596	214		0.38	0.0095		0.005	0.0041		0.005
7440-43-9	Cadmium	-	3.7E+01	-	4.5E+02	ND - 10.6	1.1		0.46	0.006	U	0.006	0.006	U	0.006
7440-47-3	Chromium	2.1E+02	-	4.5E+02	1.5E+05	ND - 144	30.7		0.4	0.003	J	0.005	0.0012	J	0.005
7439-92-1	Lead	-	1.5E+02	-	8.0E+02	ND - 348	18.6		0.8	0.0013	J	0.010	0.0015	J	0.010
7782-49-2	Selenium	-	3.9E+02	-	5.1E+03	ND - 25.0	1.50	U	1.5	0.020	U	0.020	0.020	U	0.020
7440-22-4	Silver	-	3.9E+02	-	5.1E+03	ND - 10.0	0.38	U	0.38	0.005	U	0.005	0.005	U	0.005
7439-97-6	Mercury	-	2.3E+01	-	3.1E+02	ND - 0.70	0.013	J	0.031	0.000071	J	0.0002	0.000069	J	0.0002

[1] = Most stringent value among carcinogenic and/or non-carcinogenic effects.
Q - Data Qualifier U - Non-detect
DL - Detection Limit J - Estimated Value
NA - Not Analyzed

Beaumont Site 1 - Clearance Phase 2007
Explosives and RCRA Metals Soil Analysis Results

	Tetra Tech Sample I.D.	USEPA	USEPA	USEPA	USEPA		A-SR/001-A			A-SR/001-B			A-SR/001-C		
	Laboratory I.D.	Region 9	Region 9	Region 9	Region 9	99th	703056-002-003-1/1			703056-003-007-1/2			703056-004-004-1/1		
	Sampling Date	Combined	Combined	Combined	Combined	Percentile	3/6/207			3/6/207			3/6/207		
	Depth	Cancer Risk	Chronic	Cancer Risk	Chronic	Background	0-3 Inches			0-3 Inches			0-3 Inches		
	% Solids	1.00E-06	(HQ=1)	1.00E-06	(HQ=1)	Soil	93			95			95		
		Residential	Residential	Industrial	Industrial	Conc.									
		Soil	Soil[1]	Soil	Soil	Range									
	Units	mg/kg	mg/kg	mg/kg	mg/kg	mg/kg	mg/kg			mg/kg			mg/kg		
CAS No.							Result	Q	DL	Result	Q	DL	Result	Q	DL
99-65-0	1,3-Dinitrobenzene	-	6.1E+00	-	6.2E+01	ND	0.100	U	0.100	0.099	U	0.099	0.100	U	0.100
121-14-2	2,4-Dinitrotoluene	-	1.2E+02	-	1.2E+03	ND	0.100	U	0.100	0.099	U	0.099	0.100	U	0.100
606-20-2	2,6-Dinitrotoluene	-	6.1E+01	-	6.2E+02	ND	0.100	U	0.100	0.099	U	0.099	0.100	U	0.100
98-95-3	Nitrobenzene	-	2.0E+01	-	1.0E+02	ND	0.100	U	0.100	0.099	U	0.099	0.037	J	0.100
99-35-4	1,3,5-Trinitrobenzene	-	1.8E+03	-	1.8E+04	ND	0.100	U	0.100	0.099	U	0.099	0.100	U	0.100
118-96-7	2,4,6-Trinitrotoluene	1.6E+01	3.1E+01	5.7E+01	3.1E+02	ND	0.100	U	0.100	0.099	U	0.099	0.100	U	0.100
2691-41-0	HMX	-	3.1E+03	-	3.1E+04	ND	0.200	U	0.200	0.200	U	0.200	0.200	U	0.200
121-82-4	RDX	4.4E+00	1.8E+02	1.6E+01	1.8E+03	ND	0.200	U	0.200	0.200	U	0.200	0.200	U	0.200
479-45-8	Tetryl	-	6.1E+02	-	6.2E+03	ND	0.200	U	0.200	0.200	U	0.200	0.200	U	0.200
88-72-2	2-Nitrotoluene	-	7.3E+02	-	3.7E+03	ND	0.200	U	0.200	0.200	U	0.200	0.200	U	0.200
99-08-1	3-Nitrotoluene	8.8E-01	3.7E+02	2.2E+00	1.8E+03	ND	0.200	U	0.200	0.200	U	0.200	0.200	U	0.200
99-99-0	4-Nitrotoluene	1.2E+01	3.7E+02	3.0E+01	1.8E+03	ND	0.200	U	0.200	0.200	U	0.200	0.200	U	0.200
19406-51-0	4-Amino-4,6-dinitrotoluene	-	1.2E+01	-	1.2E+02	ND	0.100	U	0.100	0.099	U	0.099	0.100	U	0.100
35572-78-2	2-Amino-4,6-dinitrotoluene	-	1.2E+01	-	1.2E+02	ND	0.100	U	0.100	0.099	U	0.099	0.100	U	0.100
		USEPA	USEPA	USEPA	USEPA										
		Region 9	Region 9	Region 9	Region 9	99th									
		Combined	Combined	Combined	Combined	Percentile									
		Cancer Risk	Chronic	Cancer Risk	Chronic	Background									
		1.00E-06	(HQ=1)	1.00E-06	(HQ=1)	Soil	A-SR/001-A			A-SR/001-B			A-SR/001-C		
		Residential	Residential	Residential	Industrial	Conc.									
		Soil[1]	Soil[1]	Soil[1]	Soil[1]	Range*	mg/kg			mg/kg			mg/kg		
CAS No.	Units	mg/kg	mg/kg	mg/kg	mg/kg	mg/kg	Result	Q	DL	Result	Q	DL	Result	Q	DL
7440-38-2	Arsenic	6.2E-02	2.2E+01	2.5E-01	2.6E+02	ND - 23.2	34.4		1.7	34.0		1.7	34.0		1.7
7440-39-3	Barium	-	5.4E+03	-	6.7E+04	ND - 596	142		0.42	131		0.44	130		0.42
7440-43-9	Cadmium	-	3.7E+01	-	4.5E+02	ND - 10.6	0.5	U	0.5	0.52	U	0.52	0.5	U	0.5
7440-47-3	Chromium	2.1E+02	-	4.5E+02	1.5E+05	ND - 144	36.2		0.42	36.8		2.2	36.7		0.42
7439-92-1	Lead	-	1.5E+02	-	8.0E+02	ND - 348	11.5	N*	0.83	57.5	N*	4.4	56.1	N*	0.84
7782-49-2	Selenium	-	3.9E+02	-	5.1E+03	ND - 25.0	1.1	J	1.7	1.0	J	1.7	1.0	J	1.7
7440-22-4	Silver	-	3.9E+02	-	5.1E+03	ND - 10.0	0.42	U	0.42	0.44	U	0.44	0.42	U	0.42
7439-97-6	Mercury	-	2.3E+01	-	3.1E+02	ND - 0.70	0.016	J	0.033	0.016	J	0.031	0.0096	J	0.031

[1] = Most stringent value among carcinogenic and/or non-carcinogenic effects.
Q - Data Qualifier U - Non-detect
DL - Detection Limit J - Estimated Value
NA - Not Analyzed

Beaumont Site 1 - Clearance Phase 2007
Explosives and RCRA Metals Soil Analysis Results

	Tetra Tech Sample I.D.	USEPA	USEPA	USEPA	USEPA		ER030507			1-TB/001-A			1-TB/001-B		
	Laboratory I.D.	Region 9	Region 9	Region 9	Region 9	99th	703056-001-001-1/1			703170-002-001-1/2			703170-003-003-1/2		
	Sampling Date	Combined	Combined	Combined	Combined	Percentile	3/6/207			03/21/07			03/21/07		
	Depth	Cancer Risk	Chronic	Cancer Risk	Chronic	Background	Not Applicable			0-3 Inches			0-3 Inches		
	% Solids	1.00E-06	(HQ=1)	1.00E-06	(HQ=1)	Soil	Not Applicable			73			93		
		Residential	Residential	Industrial	Industrial	Conc.									
		Soil	Soil[1]	Soil	Soil	Range									
	Units	mg/kg	mg/kg	mg/kg	mg/kg	mg/kg	mg/L			mg/kg			mg/kg		
CAS No.							Result	Q	DL	Result	Q	DL	Result	Q	DL
99-65-0	1,3-Dinitrobenzene	-	6.1E+00	-	6.2E+01	ND	0.00026	U	0.00026	0.100	U	0.100	0.100	U	0.100
121-14-2	2,4-Dinitrotoluene	-	1.2E+02	-	1.2E+03	ND	0.00026	U	0.00026	0.100	U	0.100	0.100	U	0.100
606-20-2	2,6-Dinitrotoluene	-	6.1E+01	-	6.2E+02	ND	0.00026	U	0.00026	0.100	U	0.100	0.100	U	0.100
98-95-3	Nitrobenzene	-	2.0E+01	-	1.0E+02	ND	0.00026	U	0.00026	0.026	J	0.100	0.032	J	0.100
99-35-4	1,3,5-Trinitrobenzene	-	1.8E+03	-	1.8E+04	ND	0.00026	U	0.00026	0.100	U	0.100	0.100	U	0.100
118-96-7	2,4,6-Trinitrotoluene	1.6E+01	3.1E+01	5.7E+01	3.1E+02	ND	0.00026	U	0.00026	0.100	U	0.100	0.100	U	0.100
2691-41-0	HMX	-	3.1E+03	-	3.1E+04	ND	0.00052	U	0.00052	0.200	U	0.200	0.200	U	0.200
121-82-4	RDX	4.4E+00	1.8E+02	1.6E+01	1.8E+03	ND	0.00052	U	0.00052	0.200	U	0.200	0.200	U	0.200
479-45-8	Tetryl	-	6.1E+02	-	6.2E+03	ND	0.00052	U	0.00052	0.200	U	0.200	0.200	U	0.200
88-72-2	2-Nitrotoluene	-	7.3E+02	-	3.7E+03	ND	0.00052	U	0.00052	0.200	U	0.200	0.200	U	0.200
99-08-1	3-Nitrotoluene	8.8E-01	3.7E+02	2.2E+00	1.8E+03	ND	0.00052	U	0.00052	0.200	U	0.200	0.200	U	0.200
99-99-0	4-Nitrotoluene	1.2E+01	3.7E+02	3.0E+01	1.8E+03	ND	0.00052	U	0.00052	0.200	U	0.200	0.200	U	0.200
19406-51-0	4-Amino-4,6-dinitrotoluene	-	1.2E+01	-	1.2E+02	ND	0.00026	U	0.00026	0.100	U	0.100	0.100	U	0.100
35572-78-2	2-Amino-4,6-dinitrotoluene	-	1.2E+01	-	1.2E+02	ND	0.00026	U	0.00026	0.100	U	0.100	0.100	U	0.100
		USEPA	USEPA	USEPA	USEPA										
		Region 9	Region 9	Region 9	Region 9	99th	ER030507			1-TB/001-A			1-TB/001-B		
		Combined	Combined	Combined	Combined	Percentile									
		Cancer Risk	Chronic	Cancer Risk	Chronic	Background									
		1.00E-06	(HQ=1)	1.00E-06	(HQ=1)	Soil									
		Residential	Residential	Residential	Industrial	Conc.									
		Soil[1]	Soil[1]	Soil[1]	Soil[1]	Range*	mg/L			mg/kg			mg/kg		
CAS No.	Units	mg/kg	mg/kg	mg/kg	mg/kg	mg/kg	Result	Q	DL	Result	Q	DL	Result	Q	DL
7440-38-2	Arsenic	6.2E-02	2.2E+01	2.5E-01	2.6E+02	ND - 23.2	0.020	U	0.020	1.200	J	2.2	0.88	J	1.8
7440-39-3	Barium	-	5.4E+03	-	6.7E+04	ND - 596	0.0041	J	0.005	202		0.54	161		0.44
7440-43-9	Cadmium	-	3.7E+01	-	4.5E+02	ND - 10.6	0.006	U	0.006	0.65	U	0.65	0.53	U	0.53
7440-47-3	Chromium	2.1E+02	-	4.5E+02	1.5E+05	ND - 144	0.005	U	0.005	4.0		0.5	4.5		0.4
7439-92-1	Lead	-	1.5E+02	-	8.0E+02	ND - 348	0.0028	J	0.010	3.3		1.1	15.0		0.9
7782-49-2	Selenium	-	3.9E+02	-	5.1E+03	ND - 25.0	0.020	U	0.020	0.4	J	2.2	0.6	J	1.8
7440-22-4	Silver	-	3.9E+02	-	5.1E+03	ND - 10.0	0.005	U	0.005	0.54	U	0.54	0.44	U	0.44
7439-97-6	Mercury	-	2.3E+01	-	3.1E+02	ND - 0.70	0.000038	J	0.0002	0.0044	J	0.0420	0.0055	J	0.034

[1] = Most stringent value among carcinogenic and/or non-carcinogenic effects.
Q - Data Qualifier U - Non-detect
DL - Detection Limit J - Estimated Value
NA - Not Analyzed

Beaumont Site 1 - Clearance Phase 2007
Explosives and RCRA Metals Soil Analysis Results

	Tetra Tech Sample I.D.	USEPA	USEPA	USEPA	USEPA		1-TB/001-C			1-TB/002-A			1-TB/002-B		
	Laboratory I.D.	Region 9	Region 9	Region 9	Region 9	99th	703170-004-005-1/2			703170-005-007-1/2			703170-006-009-1/2		
	Sampling Date	Combined	Combined	Combined	Combined	Percentile	03/21/07			03/21/07			03/21/07		
	Depth	Cancer Risk	Chronic	Cancer Risk	Chronic	Background	0-3 Inches			0-3 Inches			0-3 Inches		
	% Solids	1.00E-06	(HQ=1)	1.00E-06	(HQ=1)	Soil	97			96			100		
		Residential	Residential	Industrial	Industrial	Conc.									
		Soil	Soil[1]	Soil	Soil	Range									
	Units	mg/kg	mg/kg	mg/kg	mg/kg	mg/kg	mg/kg			mg/kgL			mg/kg		
CAS No.							Result	Q	DL	Result	Q	DL	Result	Q	DL
99-65-0	1,3-Dinitrobenzene	-	6.1E+00	-	6.2E+01	ND	0.100	U	0.100	0.099	U	0.099	0.100	U	0.100
121-14-2	2,4-Dinitrotoluene	-	1.2E+02	-	1.2E+03	ND	0.100	U	0.100	0.099	U	0.099	0.100	U	0.100
606-20-2	2,6-Dinitrotoluene	-	6.1E+01	-	6.2E+02	ND	0.100	U	0.100	0.099	U	0.099	0.100	U	0.100
98-95-3	Nitrobenzene	-	2.0E+01	-	1.0E+02	ND	0.100	U	0.100	0.099	U	0.099	0.100	U	0.100
99-35-4	1,3,5-Trinitrobenzene	-	1.8E+03	-	1.8E+04	ND	0.100	U	0.100	0.099	U	0.099	0.100	U	0.100
118-96-7	2,4,6-Trinitrotoluene	1.6E+01	3.1E+01	5.7E+01	3.1E+02	ND	0.100	U	0.100	0.099	U	0.099	0.100	U	0.100
2691-41-0	HMX	-	3.1E+03	-	3.1E+04	ND	0.200	U	0.200	0.200	U	0.200	0.200	U	0.200
121-82-4	RDX	4.4E+00	1.8E+02	1.6E+01	1.8E+03	ND	0.200	U	0.200	0.200	U	0.200	0.200	U	0.200
479-45-8	Tetryl	-	6.1E+02	-	6.2E+03	ND	0.200	U	0.200	0.200	U	0.200	0.200	U	0.200
88-72-2	2-Nitrotoluene	-	7.3E+02	-	3.7E+03	ND	0.200	U	0.200	0.200	U	0.200	0.200	U	0.200
99-08-1	3-Nitrotoluene	8.8E-01	3.7E+02	2.2E+00	1.8E+03	ND	0.200	U	0.200	0.200	U	0.200	0.200	U	0.200
99-99-0	4-Nitrotoluene	1.2E+01	3.7E+02	3.0E+01	1.8E+03	ND	0.200	U	0.200	0.200	U	0.200	0.200	U	0.200
19406-51-0	4-Amino-4,6-dinitrotoluene	-	1.2E+01	-	1.2E+02	ND	0.100	U	0.100	0.099	U	0.099	0.100	U	0.100
35572-78-2	2-Amino-4,6-dinitrotoluene	-	1.2E+01	-	1.2E+02	ND	0.100	U	0.100	0.099	U	0.099	0.100	U	0.100
		USEPA	USEPA	USEPA	USEPA										
		Region 9	Region 9	Region 9	Region 9	99th									
		Combined	Combined	Combined	Combined	Percentile									
		Cancer Risk	Chronic	Cancer Risk	Chronic	Background									
		1.00E-06	(HQ=1)	1.00E-06	(HQ=1)	Soil	1-TB/001-C			1-TB/002-A			1-TB/002-B		
		Residential	Residential	Residential	Industrial	Conc.									
		Soil[1]	Soil[1]	Soil[1]	Soil[1]	Range*	mg/kg			mg/kg			mg/kg		
CAS No.	Units	mg/kg	mg/kg	mg/kg	mg/kg	mg/kg	Result	Q	DL	Result	Q	DL	Result	Q	DL
7440-38-2	Arsenic	6.2E-02	2.2E+01	2.5E-01	2.6E+02	ND - 23.2	0.76	J	1.5	0.760	J	1.6	0.880	J	1.6
7440-39-3	Barium	-	5.4E+03	-	6.7E+04	ND - 596	155		0.38	153		0.4	161		0.39
7440-43-9	Cadmium	-	3.7E+01	-	4.5E+02	ND - 10.6	0.45	U	0.45	0.48	U	0.5	0.47	U	0.47
7440-47-3	Chromium	2.1E+02	-	4.5E+02	1.5E+05	ND - 144	4.0		0.38	4.2		0.4	4.0		0.39
7439-92-1	Lead	-	1.5E+02	-	8.0E+02	ND - 348	149		0.75	5.5		0.8	7.3		0.78
7782-49-2	Selenium	-	3.9E+02	-	5.1E+03	ND - 25.0	0.57	J	1.5	0.520	J	1.6	0.420	J	1.6
7440-22-4	Silver	-	3.9E+02	-	5.1E+03	ND - 10.0	0.10	J	0.38	0.4	U	0.4	0.39	U	0.39
7439-97-6	Mercury	-	2.3E+01	-	3.1E+02	ND - 0.70	0.033	U	0.033	0.0069	J	0.0330	0.0077	J	0.0310

[1] = Most stringent value among carcinogenic and/or non-carcinogenic effects.
Q - Data Qualifier U - Non-detect
DL - Detection Limit J - Estimated Value
NA - Not Analyzed

Beaumont Site 1 - Clearance Phase 2007
Explosives and RCRA Metals Soil Analysis Results

	Tetra Tech Sample I.D.	USEPA	USEPA	USEPA	USEPA		1-TB/002-C			FD-005			ER032107		
	Laboratory I.D.	Region 9	Region 9	Region 9	Region 9	99th	703170-007-011-1/2			703170-008-013-1/2			703170-001-015-1/1		
	Sampling Date	Combined	Combined	Combined	Combined	Percentile	03/21/07			03/21/07			03/21/07		
	Depth	Cancer Risk	Chronic	Cancer Risk	Chronic	Background	0-3 Inches			0-3 Inches			Not Applicable		
	% Solids	1.00E-06	(HQ=1)	1.00E-06	(HQ=1)	Soil	100			100			Not Applicable		
		Residential	Residential	Industrial	Industrial	Conc.									
		Soil	Soil[1]	Soil	Soil	Range									
	Units	mg/kg	mg/kg	mg/kg	mg/kg	mg/kg	mg/kg			mg/kg			mg/L		
CAS No.							Result	Q	DL	Result	Q	DL	Result	Q	DL
99-65-0	1,3-Dinitrobenzene	-	6.1E+00	-	6.2E+01	ND	0.100	U	0.100	0.100	U	0.100	0.00026	U	0.00026
121-14-2	2,4-Dinitrotoluene	-	1.2E+02	-	1.2E+03	ND	0.100	U	0.100	0.100	U	0.100	0.00026	U	0.00026
606-20-2	2,6-Dinitrotoluene	-	6.1E+01	-	6.2E+02	ND	0.100	U	0.100	0.100	U	0.100	0.00026	U	0.00026
98-95-3	Nitrobenzene	-	2.0E+01	-	1.0E+02	ND	0.027	J	0.100	0.038	J	0.100	0.000073	J	0.00026
99-35-4	1,3,5-Trinitrobenzene	-	1.8E+03	-	1.8E+04	ND	0.100	U	0.100	0.100	U	0.100	0.00026	U	0.00026
118-96-7	2,4,6-Trinitrotoluene	1.6E+01	3.1E+01	5.7E+01	3.1E+02	ND	0.100	U	0.100	0.100	U	0.100	0.00026	U	0.00026
2691-41-0	HMX	-	3.1E+03	-	3.1E+04	ND	0.200	U	0.200	0.200	U	0.200	0.00052	U	0.00052
121-82-4	RDX	4.4E+00	1.8E+02	1.6E+01	1.8E+03	ND	0.200	U	0.200	0.200	U	0.200	0.00052	U	0.00052
479-45-8	Tetryl	-	6.1E+02	-	6.2E+03	ND	0.200	U	0.200	0.200	U	0.200	0.00052	U	0.00052
88-72-2	2-Nitrotoluene	-	7.3E+02	-	3.7E+03	ND	0.200	U	0.200	0.200	U	0.200	0.00052	U	0.00052
99-08-1	3-Nitrotoluene	8.8E-01	3.7E+02	2.2E+00	1.8E+03	ND	0.200	U	0.200	0.200	U	0.200	0.00052	U	0.00052
99-99-0	4-Nitrotoluene	1.2E+01	3.7E+02	3.0E+01	1.8E+03	ND	0.200	U	0.200	0.200	U	0.200	0.00052	U	0.00052
19406-51-0	4-Amino-4,6-dinitrotoluene	-	1.2E+01	-	1.2E+02	ND	0.100	U	0.100	0.100	U	0.100	0.00026	U	0.00026
35572-78-2	2-Amino-4,6-dinitrotoluene	-	1.2E+01	-	1.2E+02	ND	0.100	U	0.100	0.100	U	0.100	0.00026	U	0.00026
		USEPA	USEPA	USEPA	USEPA										
		Region 9	Region 9	Region 9	Region 9	99th									
		Combined	Combined	Combined	Combined	Percentile									
		Cancer Risk	Chronic	Cancer Risk	Chronic	Background									
		1.00E-06	(HQ=1)	1.00E-06	(HQ=1)	Soil	1-TB/002-C			FD-005			ER032107		
		Residential	Residential	Residential	Industrial	Conc.									
		Soil[1]	Soil[1]	Soil[1]	Soil[1]	Range*	mg/kg			mg/kg			mg/L		
CAS No.	Units	mg/kg	mg/kg	mg/kg	mg/kg	mg/kg	Result	Q	DL	Result	Q	DL	Result	Q	DL
7440-38-2	Arsenic	6.2E-02	2.2E+01	2.5E-01	2.6E+02	ND - 23.2	0.97	J	1.5	1.8		1.5	0.020	U	0.020
7440-39-3	Barium	-	5.4E+03	-	6.7E+04	ND - 596	163		0.37	152		0.38	0.00126		0.005
7440-43-9	Cadmium	-	3.7E+01	-	4.5E+02	ND - 10.6	0.45	U	0.45	0.46	U	0.46	0.00045	J	0.006
7440-47-3	Chromium	2.1E+02	-	4.5E+02	1.5E+05	ND - 144	4.2		0.37	5.8		0.38	0.0019	J	0.005
7439-92-1	Lead	-	1.5E+02	-	8.0E+02	ND - 348	16.1		0.75	12.5		0.77	0.010	U	0.010
7782-49-2	Selenium	-	3.9E+02	-	5.1E+03	ND - 25.0	0.4	J	1.5	0.45	J	1.5	0.020	U	0.020
7440-22-4	Silver	-	3.9E+02	-	5.1E+03	ND - 10.0	0.37	U	0.37	0.38	U	0.38	0.005	U	0.005
7439-97-6	Mercury	-	2.3E+01	-	3.1E+02	ND - 0.70	0.0076	J	0.031	0.0075	J	0.030	0.0002	U	0.0002

[1] = Most stringent value among carcinogenic and/or non-carcinogenic effects.
Q - Data Qualifier U - Non-detect
DL - Detection Limit J - Estimated Value
NA - Not Analyzed

Beaumont Site 1 - Clearance Phase 2007
Explosives and RCRA Metals Soil Analysis Results

	Tetra Tech Sample I.D.	USEPA	USEPA	USEPA	USEPA		ITB-004-A			ITB-004-B			ITB-004-C		
	Laboratory I.D.	Region 9	Region 9	Region 9	Region 9	99th	703212-002-003-1/1			703212-003-004-1/1			703212-004-005-1/1		
	Sampling Date	Combined	Combined	Combined	Combined	Percentile	03/26/07			03/26/07			03/26/07		
	Depth	Cancer Risk	Chronic	Cancer Risk	Chronic	Background	0-3 Inches			0-3 Inches			0-3 Inches		
	% Solids	1.00E-06	(HQ=1)	1.00E-06	(HQ=1)	Soil	99			99			98		
		Residential	Residential	Industrial	Industrial	Conc.									
		Soil	Soil[1]	Soil	Soil	Range									
	Units	mg/kg	mg/kg	mg/kg	mg/kg	mg/kg	mg/kg			mg/kg			mg/kg		
CAS No.							Result	Q	DL	Result	Q	DL	Result	Q	DL
99-65-0	1,3-Dinitrobenzene	-	6.1E+00	-	6.2E+01	ND	0.100	U	0.100	0.100	U	0.100	0.099	U	0.099
121-14-2	2,4-Dinitrotoluene	-	1.2E+02	-	1.2E+03	ND	0.100	U	0.100	0.100	U	0.100	0.099	U	0.099
606-20-2	2,6-Dinitrotoluene	-	6.1E+01	-	6.2E+02	ND	0.100	U	0.100	0.100	U	0.100	0.099	U	0.099
98-95-3	Nitrobenzene	-	2.0E+01	-	1.0E+02	ND	0.037	J	0.100	0.027	J	0.100	0.035	J	0.099
99-35-4	1,3,5-Trinitrobenzene	-	1.8E+03	-	1.8E+04	ND	0.100	U	0.100	0.100	U	0.100	0.099	U	0.099
118-96-7	2,4,6-Trinitrotoluene	1.6E+01	3.1E+01	5.7E+01	3.1E+02	ND	0.100	U	0.100	0.100	U	0.100	0.099	U	0.099
2691-41-0	HMX	-	3.1E+03	-	3.1E+04	ND	0.200	U	0.200	0.200	U	0.200	0.200	U	0.200
121-82-4	RDX	4.4E+00	1.8E+02	1.6E+01	1.8E+03	ND	0.200	U	0.200	0.200	U	0.200	0.200	U	0.200
479-45-8	Tetryl	-	6.1E+02	-	6.2E+03	ND	0.200	U	0.200	0.200	U	0.200	0.200	U	0.200
88-72-2	2-Nitrotoluene	-	7.3E+02	-	3.7E+03	ND	0.200	U	0.200	0.200	U	0.200	0.200	U	0.200
99-08-1	3-Nitrotoluene	8.8E-01	3.7E+02	2.2E+00	1.8E+03	ND	0.200	U	0.200	0.200	U	0.200	0.200	U	0.200
99-99-0	4-Nitrotoluene	1.2E+01	3.7E+02	3.0E+01	1.8E+03	ND	0.200	U	0.200	0.200	U	0.200	0.200	U	0.200
19406-51-0	4-Amino-4,6-dinitrotoluene	-	1.2E+01	-	1.2E+02	ND	0.100	U	0.100	0.100	U	0.100	0.099	U	0.099
35572-78-2	2-Amino-4,6-dinitrotoluene	-	1.2E+01	-	1.2E+02	ND	0.100	U	0.100	0.100	U	0.100	0.099	U	0.099
		USEPA	USEPA	USEPA	USEPA										
		Region 9	Region 9	Region 9	Region 9	99th									
		Combined	Combined	Combined	Combined	Percentile									
		Cancer Risk	Chronic	Cancer Risk	Chronic	Background									
		1.00E-06	(HQ=1)	1.00E-06	(HQ=1)	Soil	ITB-004-A			ITB-004-B			ITB-004-C		
		Residential	Residential	Residential	Industrial	Conc.									
		Soil[1]	Soil[1]	Soil[1]	Soil[1]	Range*	mg/kg			mg/kg			mg/kg		
CAS No.	Units	mg/kg	mg/kg	mg/kg	mg/kg	mg/kg	Result	Q	DL	Result	Q	DL	Result	Q	DL
7440-38-2	Arsenic	6.2E-02	2.2E+01	2.5E-01	2.6E+02	ND - 23.2	0.8	J	1.7	1.0	J	1.6	1.1	J	1.7
7440-39-3	Barium	-	5.4E+03	-	6.7E+04	ND - 596	157		0.42	177		0.41	168		0.41
7440-43-9	Cadmium	-	3.7E+01	-	4.5E+02	ND - 10.6	0.5	U	0.5	0.49	U	0.49	0.5	U	0.5
7440-47-3	Chromium	2.1E+02	-	4.5E+02	1.5E+05	ND - 144	4.7		0.42	5.4		0.41	5.3		0.41
7439-92-1	Lead	-	1.5E+02	-	8.0E+02	ND - 348	3.3		0.83	3.2		0.81	9.1		0.83
7782-49-2	Selenium	-	3.9E+02	-	5.1E+03	ND - 25.0	1.7	U	1.7	1.6	U	1.6	1.7	U	1.7
7440-22-4	Silver	-	3.9E+02	-	5.1E+03	ND - 10.0	0.42	U	0.42	0.41	U	0.41	0.41	U	0.41
7439-97-6	Mercury	-	2.3E+01	-	3.1E+02	ND - 0.70	0.016	J	0.031	0.018	J	0.029	0.015	J	0.030

[1] = Most stringent value among carcinogenic and/or non-carcinogenic effects.
Q - Data Qualifier U - Non-detect
DL - Detection Limit J - Estimated Value
NA - Not Analyzed

Beaumont Site 1 - Clearance Phase 2007
Explosives and RCRA Metals Soil Analysis Results

	Tetra Tech Sample I.D.	USEPA	USEPA	USEPA	USEPA		ITB-005-A			ITB-005-B			ITB-005-C		
	Laboratory I.D.	Region 9	Region 9	Region 9	Region 9	99th	703212-005-006-1/1			703212-006-007-1/1			703212-007-013-1/2		
	Sampling Date	Combined	Combined	Combined	Combined	Percentile	03/26/07			03/26/07			03/26/07		
	Depth	Cancer Risk	Chronic	Cancer Risk	Chronic	Background	0-3 Inches			0-3 Inches			0-3 Inches		
	% Solids	1.00E-06	(HQ=1)	1.00E-06	(HQ=1)	Soil	98			98			99		
		Residential	Residential	Industrial	Industrial	Conc.									
		Soil	Soil[1]	Soil	Soil	Range									
	Units	mg/kg	mg/kg	mg/kg	mg/kg	mg/kg	mg/kg			mg/kg			mg/kg		
CAS No.							Result	Q	DL	Result	Q	DL	Result	Q	DL
99-65-0	1,3-Dinitrobenzene	-	6.1E+00	-	6.2E+01	ND	0.100	U	0.100	0.100	U	0.100	0.099	U	0.099
121-14-2	2,4-Dinitrotoluene	-	1.2E+02	-	1.2E+03	ND	0.100	U	0.100	0.100	U	0.100	0.099	U	0.099
606-20-2	2,6-Dinitrotoluene	-	6.1E+01	-	6.2E+02	ND	0.100	U	0.100	0.100	U	0.100	0.099	U	0.099
98-95-3	Nitrobenzene	-	2.0E+01	-	1.0E+02	ND	0.035	J	0.100	0.044	J	0.100	0.038	J	0.099
99-35-4	1,3,5-Trinitrobenzene	-	1.8E+03	-	1.8E+04	ND	0.100	U	0.100	0.100	U	0.100	0.099	U	0.099
118-96-7	2,4,6-Trinitrotoluene	1.6E+01	3.1E+01	5.7E+01	3.1E+02	ND	0.100	U	0.100	0.100	U	0.100	0.099	U	0.099
2691-41-0	HMX	-	3.1E+03	-	3.1E+04	ND	0.200	U	0.200	0.200	U	0.200	0.200	U	0.200
121-82-4	RDX	4.4E+00	1.8E+02	1.6E+01	1.8E+03	ND	0.200	U	0.200	0.200	U	0.200	0.200	U	0.200
479-45-8	Tetryl	-	6.1E+02	-	6.2E+03	ND	0.200	U	0.200	0.200	U	0.200	0.200	U	0.200
88-72-2	2-Nitrotoluene	-	7.3E+02	-	3.7E+03	ND	0.200	U	0.200	0.200	U	0.200	0.200	U	0.200
99-08-1	3-Nitrotoluene	8.8E-01	3.7E+02	2.2E+00	1.8E+03	ND	0.200	U	0.200	0.200	U	0.200	0.200	U	0.200
99-99-0	4-Nitrotoluene	1.2E+01	3.7E+02	3.0E+01	1.8E+03	ND	0.200	U	0.200	0.200	U	0.200	0.200	U	0.200
19406-51-0	4-Amino-4,6-dinitrotoluene	-	1.2E+01	-	1.2E+02	ND	0.100	U	0.100	0.100	U	0.100	0.099	U	0.099
35572-78-2	2-Amino-4,6-dinitrotoluene	-	1.2E+01	-	1.2E+02	ND	0.100	U	0.100	0.100	U	0.100	0.099	U	0.099
		USEPA	USEPA	USEPA	USEPA										
		Region 9	Region 9	Region 9	Region 9	99th									
		Combined	Combined	Combined	Combined	Percentile									
		Cancer Risk	Chronic	Cancer Risk	Chronic	Background									
		1.00E-06	(HQ=1)	1.00E-06	(HQ=1)	Soil	ITB-005-A			ITB-005-B			ITB-005-C		
		Residential	Residential	Residential	Industrial	Conc.									
		Soil[1]	Soil[1]	Soil[1]	Soil[1]	Range*	mg/kg			mg/kg			mg/kg		
CAS No.	Units	mg/kg	mg/kg	mg/kg	mg/kg	mg/kg	Result	Q	DL	Result	Q	DL	Result	Q	DL
7440-38-2	Arsenic	6.2E-02	2.2E+01	2.5E-01	2.6E+02	ND - 23.2	1.0	J	1.6	1.5	J	1.6	1.0	J	1.7
7440-39-3	Barium	-	5.4E+03	-	6.7E+04	ND - 596	168		0.4	184		0.39	180		0.42
7440-43-9	Cadmium	-	3.7E+01	-	4.5E+02	ND - 10.6	0.5	U	0.5	0.47	U	0.47	0.03	J	0.51
7440-47-3	Chromium	2.1E+02	-	4.5E+02	1.5E+05	ND - 144	5.1		0.4	6.5		0.4	5		0.42
7439-92-1	Lead	-	1.5E+02	-	8.0E+02	ND - 348	5.0		0.8	3.5		0.8	4.5		0.84
7782-49-2	Selenium	-	3.9E+02	-	5.1E+03	ND - 25.0	1.6	U	1.6	1.6	U	1.6	1.7	U	1.7
7440-22-4	Silver	-	3.9E+02	-	5.1E+03	ND - 10.0	0.4	U	0.4	0.39	U	0.39	0.42	U	0.42
7439-97-6	Mercury	-	2.3E+01	-	3.1E+02	ND - 0.70	0.012	J	0.030	0.016	J	0.030	0.016	J	0.032

[1] = Most stringent value among carcinogenic and/or non-carcinogenic effects.
Q - Data Qualifier U - Non-detect
DL - Detection Limit J - Estimated Value
NA - Not Analyzed

Beaumont Site 1 - Clearance Phase 2007
Explosives and RCRA Metals Soil Analysis Results

	Tetra Tech Sample I.D.	USEPA	USEPA	USEPA	USEPA		ER032607			ITB-006-A			ITB-006-B		
	Laboratory I.D.	Region 9	Region 9	Region 9	Region 9	99th	703212-001-001-1/1			703221-002-003-1/1			703221-003-005-1/1		
	Sampling Date	Combined	Combined	Combined	Combined	Percentile	03/26/07			03/27/07			03/27/07		
	Depth	Cancer Risk	Chronic	Cancer Risk	Chronic	Background	Not Applicable			0-3 Inches			0-3 Inches		
	% Solids	1.00E-06	(HQ=1)	1.00E-06	(HQ=1)	Soil	Not Applicable			99			100		
		Residential	Residential	Industrial	Industrial	Conc.									
		Soil	Soil[1]	Soil	Soil	Range									
	Units	mg/kg	mg/kg	mg/kg	mg/kg	mg/kg	mg/L			mg/kg			mg/kg		
CAS No.							Result	Q	DL	Result	Q	DL	Result	Q	DL
99-65-0	1,3-Dinitrobenzene	-	6.1E+00	-	6.2E+01	ND	0.00026	U	0.00026	0.099	U	0.099	0.100	U	0.100
121-14-2	2,4-Dinitrotoluene	-	1.2E+02	-	1.2E+03	ND	0.00026	U	0.00026	0.099	U	0.099	0.100	U	0.100
606-20-2	2,6-Dinitrotoluene	-	6.1E+01	-	6.2E+02	ND	0.00026	U	0.00026	0.099	U	0.099	0.100	U	0.100
98-95-3	Nitrobenzene	-	2.0E+01	-	1.0E+02	ND	0.00026	U	0.00026	0.099	U	0.099	0.025	J	0.100
99-35-4	1,3,5-Trinitrobenzene	-	1.8E+03	-	1.8E+04	ND	0.00026	U	0.00026	0.099	U	0.099	0.100	U	0.100
118-96-7	2,4,6-Trinitrotoluene	1.6E+01	3.1E+01	5.7E+01	3.1E+02	ND	0.00026	U	0.00026	0.099	U	0.099	0.100	U	0.100
2691-41-0	HMX	-	3.1E+03	-	3.1E+04	ND	0.00052	U	0.00052	0.200	U	0.200	0.200	U	0.200
121-82-4	RDX	4.4E+00	1.8E+02	1.6E+01	1.8E+03	ND	0.00052	U	0.00052	0.200	U	0.200	0.200	U	0.200
479-45-8	Tetryl	-	6.1E+02	-	6.2E+03	ND	0.00052	U	0.00052	0.200	U	0.200	0.200	U	0.200
88-72-2	2-Nitrotoluene	-	7.3E+02	-	3.7E+03	ND	0.00052	U	0.00052	0.200	U	0.200	0.200	U	0.200
99-08-1	3-Nitrotoluene	8.8E-01	3.7E+02	2.2E+00	1.8E+03	ND	0.00052	U	0.00052	0.200	U	0.200	0.200	U	0.200
99-99-0	4-Nitrotoluene	1.2E+01	3.7E+02	3.0E+01	1.8E+03	ND	0.00052	U	0.00052	0.200	U	0.200	0.200	U	0.200
19406-51-0	4-Amino-4,6-dinitrotoluene	-	1.2E+01	-	1.2E+02	ND	0.00026	U	0.00026	0.099	U	0.099	0.100	U	0.100
35572-78-2	2-Amino-4,6-dinitrotoluene	-	1.2E+01	-	1.2E+02	ND	0.00026	U	0.00026	0.099	U	0.099	0.100	U	0.100
		USEPA	USEPA	USEPA	USEPA										
		Region 9	Region 9	Region 9	Region 9	99th	ER032607			ITB-006-A			ITB-006-B		
		Combined	Combined	Combined	Combined	Percentile									
		Cancer Risk	Chronic	Cancer Risk	Chronic	Background									
		1.00E-06	(HQ=1)	1.00E-06	(HQ=1)	Soil									
		Residential	Residential	Residential	Industrial	Conc.									
		Soil[1]	Soil[1]	Soil[1]	Soil[1]	Range*	mg/L			mg/kg			mg/kg		
CAS No.	Units	mg/kg	mg/kg	mg/kg	mg/kg	mg/kg	Result	Q	DL	Result	Q	DL	Result	Q	DL
7440-38-2	Arsenic	6.2E-02	2.2E+01	2.5E-01	2.6E+02	ND - 23.2	0.020	U	0.020	1.9		1.6	1.0	J	1.6
7440-39-3	Barium	-	5.4E+03	-	6.7E+04	ND - 596	0.0045	J	0.005	146	N	0.41	161	N	0.39
7440-43-9	Cadmium	-	3.7E+01	-	4.5E+02	ND - 10.6	0.006	U	0.006	0.49	U	0.49	0.47	U	0.47
7440-47-3	Chromium	2.1E+02	-	4.5E+02	1.5E+05	ND - 144	0.005	U	0.005	4.7		0.41	5.3		0.39
7439-92-1	Lead	-	1.5E+02	-	8.0E+02	ND - 348	0.010	U	0.010	4.7		0.82	9.7		0.79
7782-49-2	Selenium	-	3.9E+02	-	5.1E+03	ND - 25.0	0.020	U	0.020	1.6	U	1.6	1.6	U	1.6
7440-22-4	Silver	-	3.9E+02	-	5.1E+03	ND - 10.0	0.005	U	0.005	0.41	U	0.41	0.39	U	0.39
7439-97-6	Mercury	-	2.3E+01	-	3.1E+02	ND - 0.70	0.000033	J	0.0002	0.0098	J	0.028	0.015	J	0.029

[1] = Most stringent value among carcinogenic and/or non-carcinogenic effects.
Q - Data Qualifier U - Non-detect
DL - Detection Limit J - Estimated Value
NA - Not Analyzed

Beaumont Site 1 - Clearance Phase 2007
Explosives and RCRA Metals Soil Analysis Results

	Tetra Tech Sample I.D.	USEPA	USEPA	USEPA	USEPA		ITB-006-C			ER032707			ITB-007-A		
	Laboratory I.D.	Region 9	Region 9	Region 9	Region 9	99th	703221-004-007-1/2			703221-001-001-1/1			704004-002-003-1/1		
	Sampling Date	Combined	Combined	Combined	Combined	Percentile	03/27/07			03/27/07			03/29/07		
	Depth	Cancer Risk	Chronic	Cancer Risk	Chronic	Background	0-3 Inches			Not Applicable			0-3 Inches		
	% Solids	1.00E-06	(HQ=1)	1.00E-06	(HQ=1)	Soil	91			Not Applicable			98		
		Residential	Residential	Industrial	Industrial	Conc.									
		Soil	Soil[1]	Soil	Soil	Range									
	Units	mg/kg	mg/kg	mg/kg	mg/kg	mg/kg	mg/kg			mg/L			mg/kg		
CAS No.							Result	Q	DL	Result	Q	DL	Result	Q	DL
99-65-0	1,3-Dinitrobenzene	-	6.1E+00	-	6.2E+01	ND	0.100	U	0.100	0.00026	U	0.00026	0.100	U	0.100
121-14-2	2,4-Dinitrotoluene	-	1.2E+02	-	1.2E+03	ND	0.100	U	0.100	0.00026	U	0.00026	0.100	U	0.100
606-20-2	2,6-Dinitrotoluene	-	6.1E+01	-	6.2E+02	ND	0.100	U	0.100	0.00026	U	0.00026	0.100	U	0.100
98-95-3	Nitrobenzene	-	2.0E+01	-	1.0E+02	ND	0.100	U	0.100	0.00026	U	0.00026	0.220	J	0.100
99-35-4	1,3,5-Trinitrobenzene	-	1.8E+03	-	1.8E+04	ND	0.100	U	0.100	0.00026	U	0.00026	0.100	U	0.100
118-96-7	2,4,6-Trinitrotoluene	1.6E+01	3.1E+01	5.7E+01	3.1E+02	ND	0.100	U	0.100	0.00026	U	0.00026	0.100	U	0.100
2691-41-0	HMX	-	3.1E+03	-	3.1E+04	ND	0.200	U	0.200	0.00052	U	0.00052	0.200	U	0.200
121-82-4	RDX	4.4E+00	1.8E+02	1.6E+01	1.8E+03	ND	0.200	U	0.200	0.00052	U	0.00052	0.200	U	0.200
479-45-8	Tetryl	-	6.1E+02	-	6.2E+03	ND	0.200	U	0.200	0.00052	U	0.00052	0.200	U	0.200
88-72-2	2-Nitrotoluene	-	7.3E+02	-	3.7E+03	ND	0.200	U	0.200	0.00052	U	0.00052	0.200	U	0.200
99-08-1	3-Nitrotoluene	8.8E-01	3.7E+02	2.2E+00	1.8E+03	ND	0.200	U	0.200	0.00052	U	0.00052	0.200	U	0.200
99-99-0	4-Nitrotoluene	1.2E+01	3.7E+02	3.0E+01	1.8E+03	ND	0.200	U	0.200	0.00052	U	0.00052	0.200	U	0.200
19406-51-0	4-Amino-4,6-dinitrotoluene	-	1.2E+01	-	1.2E+02	ND	0.100	U	0.100	0.00026	U	0.00026	0.100	U	0.100
35572-78-2	2-Amino-4,6-dinitrotoluene	-	1.2E+01	-	1.2E+02	ND	0.100	U	0.100	0.00026	U	0.00026	0.100	U	0.100
		USEPA	USEPA	USEPA	USEPA										
		Region 9	Region 9	Region 9	Region 9	99th									
		Combined	Combined	Combined	Combined	Percentile									
		Cancer Risk	Chronic	Cancer Risk	Chronic	Background	ITB-006-C			ER032707			ITB-007-A		
		1.00E-06	(HQ=1)	1.00E-06	(HQ=1)	Soil									
		Residential	Residential	Residential	Industrial	Conc.									
		Soil[1]	Soil[1]	Soil[1]	Soil[1]	Range*	mg/kg			mg/L			mg/kg		
CAS No.	Units	mg/kg	mg/kg	mg/kg	mg/kg	mg/kg	Result	Q	DL	Result	Q	DL	Result	Q	DL
7440-38-2	Arsenic	6.2E-02	2.2E+01	2.5E-01	2.6E+02	ND - 23.2	1.2	J	1.7	0.020	U	0.020	1.3	J	1.6
7440-39-3	Barium	-	5.4E+03	-	6.7E+04	ND - 596	157	N	0.43	0.00083	J	0.005	203		0.4
7440-43-9	Cadmium	-	3.7E+01	-	4.5E+02	ND - 10.6	0.52	U	0.52	0.006	U	0.006	0.031	J	0.48
7440-47-3	Chromium	2.1E+02	-	4.5E+02	1.5E+05	ND - 144	5.1		0.43	0.005	U	0.005	3.9		0.4
7439-92-1	Lead	-	1.5E+02	-	8.0E+02	ND - 348	10.1		0.86	0.010	U	0.010	2.4	N*	0.8
7782-49-2	Selenium	-	3.9E+02	-	5.1E+03	ND - 25.0	0.30	J	1.7	0.020	U	0.020	1.6	U	1.6
7440-22-4	Silver	-	3.9E+02	-	5.1E+03	ND - 10.0	0.43	U	0.43	0.005	U	0.005	0.4	U	0.4
7439-97-6	Mercury	-	2.3E+01	-	3.1E+02	ND - 0.70	0.016	J	0.032	0.0002	U	0.0002	0.016	J	0.031

[1] = Most stringent value among carcinogenic and/or non-carcinogenic effects.
Q - Data Qualifier U - Non-detect
DL - Detection Limit J - Estimated Value
NA - Not Analyzed

Beaumont Site 1 - Clearance Phase 2007
Explosives and RCRA Metals Soil Analysis Results

	Tetra Tech Sample I.D.	USEPA	USEPA	USEPA	USEPA		ITB-007-B			ITB-007-C			ER032907		
	Laboratory I.D.	Region 9	Region 9	Region 9	Region 9	99th	704004-003-004-1/1			704004-004-007-1/2			704004-001-001-1/1		
	Sampling Date	Combined	Combined	Combined	Combined	Percentile	03/29/07			03/29/07			03/29/07		
	Depth	Cancer Risk	Chronic	Cancer Risk	Chronic	Background	0-3 Inches			0-3 Inches			Not Applicable		
	% Solids	1.00E-06	(HQ=1)	1.00E-06	(HQ=1)	Soil	98			82			Not Applicable		
		Residential	Residential	Industrial	Industrial	Conc.									
		Soil	Soil[1]	Soil	Soil	Range									
	Units	mg/kg	mg/kg	mg/kg	mg/kg	mg/kg	mg/kg			mg/kg			mg/L		
CAS No.							Result	Q	DL	Result	Q	DL	Result	Q	DL
99-65-0	1,3-Dinitrobenzene	-	6.1E+00	-	6.2E+01	ND	0.100	U	0.100	0.100	U	0.100	0.00026	U	0.00026
121-14-2	2,4-Dinitrotoluene	-	1.2E+02	-	1.2E+03	ND	0.100	U	0.100	0.100	U	0.100	0.00026	U	0.00026
606-20-2	2,6-Dinitrotoluene	-	6.1E+01	-	6.2E+02	ND	0.100	U	0.100	0.100	U	0.100	0.00026	U	0.00026
98-95-3	Nitrobenzene	-	2.0E+01	-	1.0E+02	ND	0.380	J	0.100	0.100	U	0.100	0.00026	U	0.00026
99-35-4	1,3,5-Trinitrobenzene	-	1.8E+03	-	1.8E+04	ND	0.100	U	0.100	0.100	U	0.100	0.00026	U	0.00026
118-96-7	2,4,6-Trinitrotoluene	1.6E+01	3.1E+01	5.7E+01	3.1E+02	ND	0.100	U	0.100	0.100	U	0.100	0.00026	U	0.00026
2691-41-0	HMX	-	3.1E+03	-	3.1E+04	ND	0.200	U	0.200	0.200	U	0.200	0.00052	U	0.00052
121-82-4	RDX	4.4E+00	1.8E+02	1.6E+01	1.8E+03	ND	0.200	U	0.200	0.200	U	0.200	0.00052	U	0.00052
479-45-8	Tetryl	-	6.1E+02	-	6.2E+03	ND	0.200	U	0.200	0.200	U	0.200	0.00052	U	0.00052
88-72-2	2-Nitrotoluene	-	7.3E+02	-	3.7E+03	ND	0.200	U	0.200	0.200	U	0.200	0.00052	U	0.00052
99-08-1	3-Nitrotoluene	8.8E-01	3.7E+02	2.2E+00	1.8E+03	ND	0.200	U	0.200	0.200	U	0.200	0.00052	U	0.00052
99-99-0	4-Nitrotoluene	1.2E+01	3.7E+02	3.0E+01	1.8E+03	ND	0.200	U	0.200	0.200	U	0.200	0.00052	U	0.00052
19406-51-0	4-Amino-4,6-dinitrotoluene	-	1.2E+01	-	1.2E+02	ND	0.100	U	0.100	0.100	U	0.100	0.00026	U	0.00026
35572-78-2	2-Amino-4,6-dinitrotoluene	-	1.2E+01	-	1.2E+02	ND	0.100	U	0.100	0.100	U	0.100	0.00026	U	0.00026
		USEPA	USEPA	USEPA	USEPA										
		Region 9	Region 9	Region 9	Region 9	99th									
		Combined	Combined	Combined	Combined	Percentile									
		Cancer Risk	Chronic	Cancer Risk	Chronic	Background									
		1.00E-06	(HQ=1)	1.00E-06	(HQ=1)	Soil	ITB-007-B			ITB-007-C			ER032907		
		Residential	Residential	Residential	Industrial	Conc.									
		Soil[1]	Soil[1]	Soil[1]	Soil[1]	Range*	mg/kg			mg/kg			mg/L		
CAS No.	Units	mg/kg	mg/kg	mg/kg	mg/kg	mg/kg	Result	Q	DL	Result	Q	DL	Result	Q	DL
7440-38-2	Arsenic	6.2E-02	2.2E+01	2.5E-01	2.6E+02	ND - 23.2	1.1	J	1.6	1.0	J	2	0.020	U	0.020
7440-39-3	Barium	-	5.4E+03	-	6.7E+04	ND - 596	205		0.4	214		0.49	0.00043	J	0.005
7440-43-9	Cadmium	-	3.7E+01	-	4.5E+02	ND - 10.6	0.48	U	0.48	0.59	U	0.59	0.006	U	0.006
7440-47-3	Chromium	2.1E+02	-	4.5E+02	1.5E+05	ND - 144	5.1		0.4	6.2		2.4	0.00071	J	0.005
7439-92-1	Lead	-	1.5E+02	-	8.0E+02	ND - 348	61.4	N*	0.81	9.9	N*	4.9	0.0018	J	0.010
7782-49-2	Selenium	-	3.9E+02	-	5.1E+03	ND - 25.0	1.6	U	1.6	2	U	2	0.020	U	0.020
7440-22-4	Silver	-	3.9E+02	-	5.1E+03	ND - 10.0	0.4	U	0.4	0.49	U	0.49	0.005	U	0.005
7439-97-6	Mercury	-	2.3E+01	-	3.1E+02	ND - 0.70	0.016	J	0.032	0.012	J	0.028	0.0002	U	0.0002

[1] = Most stringent value among carcinogenic and/or non-carcinogenic effects.
Q - Data Qualifier U - Non-detect
DL - Detection Limit J - Estimated Value
NA - Not Analyzed

Beaumont Site 1 - Clearance Phase 2007
Explosives and RCRA Metals Soil Analysis Results

	Tetra Tech Sample I.D.	USEPA	USEPA	USEPA	USEPA		A-ED-A			A-ED-B			A-ED-C		
	Laboratory I.D.	Region 9	Region 9	Region 9	Region 9	99th	704019-005-003-1/1			704019-006-004-1/1			704019-007-005-1/1		
	Sampling Date	Combined	Combined	Combined	Combined	Percentile	03/30/07			03/30/07			03/30/07		
	Depth	Cancer Risk	Chronic	Cancer Risk	Chronic	Background	0-3 Inches			0-3 Inches			0-3 Inches		
	% Solids	1.00E-06	(HQ=1)	1.00E-06	(HQ=1)	Soil	94			91			93		
		Residential	Residential	Industrial	Industrial	Conc.									
		Soil	Soil[1]	Soil	Soil	Range									
	Units	mg/kg	mg/kg	mg/kg	mg/kg	mg/kg	mg/kg			mg/kg			mg/kg		
CAS No.							Result	Q	DL	Result	Q	DL	Result	Q	DL
99-65-0	1,3-Dinitrobenzene	-	6.1E+00	-	6.2E+01	ND	0.100	U	0.100	0.100	U	0.100	0.100	U	0.100
121-14-2	2,4-Dinitrotoluene	-	1.2E+02	-	1.2E+03	ND	0.100	U	0.100	0.100	U	0.100	0.100	U	0.100
606-20-2	2,6-Dinitrotoluene	-	6.1E+01	-	6.2E+02	ND	0.100	U	0.100	0.100	U	0.100	0.100	U	0.100
98-95-3	Nitrobenzene	-	2.0E+01	-	1.0E+02	ND	0.120	J	0.100	0.100	J	0.100	0.270	J	0.100
99-35-4	1,3,5-Trinitrobenzene	-	1.8E+03	-	1.8E+04	ND	0.100	U	0.100	0.100	U	0.100	0.100	U	0.100
118-96-7	2,4,6-Trinitrotoluene	1.6E+01	3.1E+01	5.7E+01	3.1E+02	ND	0.100	U	0.100	0.100	U	0.100	0.100	U	0.100
2691-41-0	HMX	-	3.1E+03	-	3.1E+04	ND	0.200	U	0.200	0.200	U	0.200	0.200	U	0.200
121-82-4	RDX	4.4E+00	1.8E+02	1.6E+01	1.8E+03	ND	0.200	U	0.200	0.200	U	0.200	0.200	U	0.200
479-45-8	Tetryl	-	6.1E+02	-	6.2E+03	ND	0.200	U	0.200	0.200	U	0.200	0.200	U	0.200
88-72-2	2-Nitrotoluene	-	7.3E+02	-	3.7E+03	ND	0.200	U	0.200	0.200	U	0.200	0.200	U	0.200
99-08-1	3-Nitrotoluene	8.8E-01	3.7E+02	2.2E+00	1.8E+03	ND	0.200	U	0.200	0.200	U	0.200	0.200	U	0.200
99-99-0	4-Nitrotoluene	1.2E+01	3.7E+02	3.0E+01	1.8E+03	ND	0.200	U	0.200	0.200	U	0.200	0.200	U	0.200
19406-51-0	4-Amino-4,6-dinitrotoluene	-	1.2E+01	-	1.2E+02	ND	0.100	U	0.100	0.100	U	0.100	0.100	U	0.100
35572-78-2	2-Amino-4,6-dinitrotoluene	-	1.2E+01	-	1.2E+02	ND	0.100	U	0.100	0.100	U	0.100	0.100	U	0.100
		USEPA	USEPA	USEPA	USEPA										
		Region 9	Region 9	Region 9	Region 9	99th	A-ED-A			A-ED-B			A-ED-C		
		Combined	Combined	Combined	Combined	Percentile									
		Cancer Risk	Chronic	Cancer Risk	Chronic	Background									
		1.00E-06	(HQ=1)	1.00E-06	(HQ=1)	Soil									
		Residential	Residential	Residential	Industrial	Conc.									
		Soil[1]	Soil[1]	Soil[1]	Soil[1]	Range*	mg/kg			mg/kg			mg/kg		
CAS No.	Units	mg/kg	mg/kg	mg/kg	mg/kg	mg/kg	Result	Q	DL	Result	Q	DL	Result	Q	DL
7440-38-2	Arsenic	6.2E-02	2.2E+01	2.5E-01	2.6E+02	ND - 23.2	32.9		1.8	33.4		1.7	30.3		1.7
7440-39-3	Barium	-	5.4E+03	-	6.7E+04	ND - 596	161		0.44	161		0.43	152		0.42
7440-43-9	Cadmium	-	3.7E+01	-	4.5E+02	ND - 10.6	0.21	J	0.53	0.14	J	0.51	0.13	J	0.51
7440-47-3	Chromium	2.1E+02	-	4.5E+02	1.5E+05	ND - 144	36.8		0.44	35.4		0.43	34.9		0.42
7439-92-1	Lead	-	1.5E+02	-	8.0E+02	ND - 348	11.5	N	0.88	12.9	N	0.85	67.5	N	0.84
7782-49-2	Selenium	-	3.9E+02	-	5.1E+03	ND - 25.0	1.8	U	1.8	1.7	U	1.7	1.7	U	1.7
7440-22-4	Silver	-	3.9E+02	-	5.1E+03	ND - 10.0	0.44	U	0.44	0.43	U	0.43	0.42	U	0.42
7439-97-6	Mercury	-	2.3E+01	-	3.1E+02	ND - 0.70	0.033	U	0.033	0.016	J	0.034	0.014	J	0.032

[1] = Most stringent value among carcinogenic and/or non-carcinogenic effects.
Q - Data Qualifier U - Non-detect
DL - Detection Limit J - Estimated Value
NA - Not Analyzed

Beaumont Site 1 - Clearance Phase 2007
Explosives and RCRA Metals Soil Analysis Results

	Tetra Tech Sample I.D.	USEPA	USEPA	USEPA	USEPA		ER033007			ITB-008-A			ITB-008-B		
	Laboratory I.D.	Region 9	Region 9	Region 9	Region 9	99th	704019-001-001-1/1			704019-002-006-1/1			704019-003-007-1/1		
	Sampling Date	Combined	Combined	Combined	Combined	Percentile	03/30/07			03/30/07			03/30/07		
	Depth	Cancer Risk	Chronic	Cancer Risk	Chronic	Background	Not Applicable			0-3 Inches			0-3 Inches		
	% Solids	1.00E-06	(HQ=1)	1.00E-06	(HQ=1)	Soil	Not Applicable			96			86		
		Residential	Residential	Industrial	Industrial	Conc.									
		Soil	Soil[1]	Soil	Soil	Range									
	Units	mg/kg	mg/kg	mg/kg	mg/kg	mg/kg	mg/L			mg/kg			mg/kg		
CAS No.							Result	Q	DL	Result	Q	DL	Result	Q	DL
99-65-0	1,3-Dinitrobenzene	-	6.1E+00	-	6.2E+01	ND	0.00026	U	0.00026	0.100	U	0.100	0.099	U	0.099
121-14-2	2,4-Dinitrotoluene	-	1.2E+02	-	1.2E+03	ND	0.00026	U	0.00026	0.100	U	0.100	0.099	U	0.099
606-20-2	2,6-Dinitrotoluene	-	6.1E+01	-	6.2E+02	ND	0.00026	U	0.00026	0.100	U	0.100	0.099	U	0.099
98-95-3	Nitrobenzene	-	2.0E+01	-	1.0E+02	ND	0.00026	U	0.00026	0.140	J	0.100	0.280	J	0.099
99-35-4	1,3,5-Trinitrobenzene	-	1.8E+03	-	1.8E+04	ND	0.00026	U	0.00026	0.100	U	0.100	0.099	U	0.099
118-96-7	2,4,6-Trinitrotoluene	1.6E+01	3.1E+01	5.7E+01	3.1E+02	ND	0.00026	U	0.00026	0.100	U	0.100	0.099	U	0.099
2691-41-0	HMX	-	3.1E+03	-	3.1E+04	ND	0.00052	U	0.00052	0.200	U	0.200	0.200	U	0.200
121-82-4	RDX	4.4E+00	1.8E+02	1.6E+01	1.8E+03	ND	0.00052	U	0.00052	0.200	U	0.200	0.200	U	0.200
479-45-8	Tetryl	-	6.1E+02	-	6.2E+03	ND	0.00052	U	0.00052	0.200	U	0.200	0.200	U	0.200
88-72-2	2-Nitrotoluene	-	7.3E+02	-	3.7E+03	ND	0.00052	U	0.00052	0.200	U	0.200	0.200	U	0.200
99-08-1	3-Nitrotoluene	8.8E-01	3.7E+02	2.2E+00	1.8E+03	ND	0.00052	U	0.00052	0.200	U	0.200	0.200	U	0.200
99-99-0	4-Nitrotoluene	1.2E+01	3.7E+02	3.0E+01	1.8E+03	ND	0.00052	U	0.00052	0.200	U	0.200	0.200	U	0.200
19406-51-0	4-Amino-4,6-dinitrotoluene	-	1.2E+01	-	1.2E+02	ND	0.00026	U	0.00026	0.100	U	0.100	0.099	U	0.099
35572-78-2	2-Amino-4,6-dinitrotoluene	-	1.2E+01	-	1.2E+02	ND	0.00026	U	0.00026	0.100	U	0.100	0.099	U	0.099
		USEPA	USEPA	USEPA	USEPA										
		Region 9	Region 9	Region 9	Region 9	99th									
		Combined	Combined	Combined	Combined	Percentile									
		Cancer Risk	Chronic	Cancer Risk	Chronic	Background									
		1.00E-06	(HQ=1)	1.00E-06	(HQ=1)	Soil	ER033007			ITB-008-A			ITB-008-B		
		Residential	Residential	Residential	Industrial	Conc.									
		Soil[1]	Soil[1]	Soil[1]	Soil[1]	Range*	mg/L			mg/kg			mg/kg		
CAS No.	Units	mg/kg	mg/kg	mg/kg	mg/kg	mg/kg	Result	Q	DL	Result	Q	DL	Result	Q	DL
7440-38-2	Arsenic	6.2E-02	2.2E+01	2.5E-01	2.6E+02	ND - 23.2	0.020	U	0.020	1.1	J	1.7	1.1	J	1.8
7440-39-3	Barium	-	5.4E+03	-	6.7E+04	ND - 596	0.00082	J	0.005	174		0.43	183		0.46
7440-43-9	Cadmium	-	3.7E+01	-	4.5E+02	ND - 10.6	0.006	U	0.006	0.034	J	0.51	0.047	J	0.55
7440-47-3	Chromium	2.1E+02	-	4.5E+02	1.5E+05	ND - 144	0.00097	J	0.005	3.4		0.43	5.0		0.46
7439-92-1	Lead	-	1.5E+02	-	8.0E+02	ND - 348	0.010	U	0.010	1.8	N	0.86	11.2	N	0.92
7782-49-2	Selenium	-	3.9E+02	-	5.1E+03	ND - 25.0	0.020	U	0.020	1.7	U	1.7	1.8	U	1.8
7440-22-4	Silver	-	3.9E+02	-	5.1E+03	ND - 10.0	0.005	U	0.005	0.43	U	0.43	0.46	U	0.46
7439-97-6	Mercury	-	2.3E+01	-	3.1E+02	ND - 0.70	0.000043	J	0.0002	0.008	J	0.032	0.024	J	0.035

[1] = Most stringent value among carcinogenic and/or non-carcinogenic effects.
Q - Data Qualifier U - Non-detect
DL - Detection Limit J - Estimated Value
NA - Not Analyzed

Beaumont Site 1 - Clearance Phase 2007
Explosives and RCRA Metals Soil Analysis Results

	Tetra Tech Sample I.D.	USEPA	USEPA	USEPA	USEPA		ITB-008-C			ITB-009-A			ITB-009-B		
	Laboratory I.D.	Region 9	Region 9	Region 9	Region 9	99th	704019-004-013-1/2			704031-002-003-1/1			704031-003-004-1/1		
	Sampling Date	Combined	Combined	Combined	Combined	Percentile	03/30/07			04/02/07			04/02/07		
	Depth	Cancer Risk	Chronic	Cancer Risk	Chronic	Background	0-3 Inches			0-3 Inches			0-3 Inches		
	% Solids	1.00E-06	(HQ=1)	1.00E-06	(HQ=1)	Soil	97			98			93		
		Residential	Residential	Industrial	Industrial	Conc.									
		Soil	Soil[1]	Soil	Soil	Range									
	Units	mg/kg	mg/kg	mg/kg	mg/kg	mg/kg	mg/kg			mg/kg			mg/kg		
CAS No.							Result	Q	DL	Result	Q	DL	Result	Q	DL
99-65-0	1,3-Dinitrobenzene	-	6.1E+00	-	6.2E+01	ND	0.099	U	0.099	0.100	U	0.100	0.100	U	0.100
121-14-2	2,4-Dinitrotoluene	-	1.2E+02	-	1.2E+03	ND	0.099	U	0.099	0.100	U	0.100	0.100	U	0.100
606-20-2	2,6-Dinitrotoluene	-	6.1E+01	-	6.2E+02	ND	0.099	U	0.099	0.100	U	0.100	0.100	U	0.100
98-95-3	Nitrobenzene	-	2.0E+01	-	1.0E+02	ND	0.250	J	0.099	0.100	U	0.100	0.140	J	0.100
99-35-4	1,3,5-Trinitrobenzene	-	1.8E+03	-	1.8E+04	ND	0.099	U	0.099	0.100	U	0.100	0.100	U	0.100
118-96-7	2,4,6-Trinitrotoluene	1.6E+01	3.1E+01	5.7E+01	3.1E+02	ND	0.099	U	0.099	0.100	U	0.100	0.100	U	0.100
2691-41-0	HMX	-	3.1E+03	-	3.1E+04	ND	0.200	U	0.200	0.200	U	0.200	0.200	U	0.200
121-82-4	RDX	4.4E+00	1.8E+02	1.6E+01	1.8E+03	ND	0.200	U	0.200	0.200	U	0.200	0.200	U	0.200
479-45-8	Tetryl	-	6.1E+02	-	6.2E+03	ND	0.200	U	0.200	0.200	U	0.200	0.200	U	0.200
88-72-2	2-Nitrotoluene	-	7.3E+02	-	3.7E+03	ND	0.200	U	0.200	0.200	U	0.200	0.200	U	0.200
99-08-1	3-Nitrotoluene	8.8E-01	3.7E+02	2.2E+00	1.8E+03	ND	0.200	U	0.200	0.200	U	0.200	0.200	U	0.200
99-99-0	4-Nitrotoluene	1.2E+01	3.7E+02	3.0E+01	1.8E+03	ND	0.200	U	0.200	0.200	U	0.200	0.200	U	0.200
19406-51-0	4-Amino-4,6-dinitrotoluene	-	1.2E+01	-	1.2E+02	ND	0.099	U	0.099	0.100	U	0.100	0.100	U	0.100
35572-78-2	2-Amino-4,6-dinitrotoluene	-	1.2E+01	-	1.2E+02	ND	0.099	U	0.099	0.100	U	0.100	0.100	U	0.100
		USEPA	USEPA	USEPA	USEPA										
		Region 9	Region 9	Region 9	Region 9	99th									
		Combined	Combined	Combined	Combined	Percentile									
		Cancer Risk	Chronic	Cancer Risk	Chronic	Background									
		1.00E-06	(HQ=1)	1.00E-06	(HQ=1)	Soil	ITB-008-C			ITB-009-A			ITB-009-B		
		Residential	Residential	Residential	Industrial	Conc.									
		Soil[1]	Soil[1]	Soil[1]	Soil[1]	Range*	mg/kg			mg/kg			mg/kg		
CAS No.	Units	mg/kg	mg/kg	mg/kg	mg/kg	mg/kg	Result	Q	DL	Result	Q	DL	Result	Q	DL
7440-38-2	Arsenic	6.2E-02	2.2E+01	2.5E-01	2.6E+02	ND - 23.2	1.0	J	1.7	1.3	J	1.6	1.6	J	1.7
7440-39-3	Barium	-	5.4E+03	-	6.7E+04	ND - 596	197		0.42	206		0.39	199		0.41
7440-43-9	Cadmium	-	3.7E+01	-	4.5E+02	ND - 10.6	0.50	U	0.50	0.47	U	0.47	0.50	U	0.50
7440-47-3	Chromium	2.1E+02	-	4.5E+02	1.5E+05	ND - 144	4.4		0.42	3.8		0.39	3.3		0.41
7439-92-1	Lead	-	1.5E+02	-	8.0E+02	ND - 348	77.3	N	0.83	1.7		0.78	1.5		0.83
7782-49-2	Selenium	-	3.9E+02	-	5.1E+03	ND - 25.0	1.7	U	1.7	0.31	J	1.6	0.28	J	1.7
7440-22-4	Silver	-	3.9E+02	-	5.1E+03	ND - 10.0	0.42	U	0.42	0.39	U	0.39	0.41	U	0.41
7439-97-6	Mercury	-	2.3E+01	-	3.1E+02	ND - 0.70	0.009	J	0.032	0.012	J	0.031	0.0120	J	0.0310

[1] = Most stringent value among carcinogenic and/or non-carcinogenic effects.
Q - Data Qualifier U - Non-detect
DL - Detection Limit J - Estimated Value
NA - Not Analyzed

Beaumont Site 1 - Clearance Phase 2007
Explosives and RCRA Metals Soil Analysis Results

	Tetra Tech Sample I.D.	USEPA	USEPA	USEPA	USEPA		ITB-009-C			ER040207			ITB-010-A		
	Laboratory I.D.	Region 9	Region 9	Region 9	Region 9	99th	704031-004-007-1/2			704031-001-001-1/1			704039-002-007-1/1		
	Sampling Date	Combined	Combined	Combined	Combined	Percentile	04/02/07			04/02/07			04/03/07		
	Depth	Cancer Risk	Chronic	Cancer Risk	Chronic	Background	0-3 Inches			Not Applicable			0-3 Inches		
	% Solids	1.00E-06	(HQ=1)	1.00E-06	(HQ=1)	Soil	98			Not Applicable			99		
		Residential	Residential	Industrial	Industrial	Conc.									
		Soil	Soil[1]	Soil	Soil	Range									
	Units	mg/kg	mg/kg	mg/kg	mg/kg	mg/kg	mg/kg			mg/L			mg/kg		
CAS No.							Result	Q	DL	Result	Q	DL	Result	Q	DL
99-65-0	1,3-Dinitrobenzene	-	6.1E+00	-	6.2E+01	ND	0.100	U	0.100	0.00026	U	0.00026	0.100	U	0.100
121-14-2	2,4-Dinitrotoluene	-	1.2E+02	-	1.2E+03	ND	0.100	U	0.100	0.00026	U	0.00026	0.100	U	0.100
606-20-2	2,6-Dinitrotoluene	-	6.1E+01	-	6.2E+02	ND	0.100	U	0.100	0.00026	U	0.00026	0.100	U	0.100
98-95-3	Nitrobenzene	-	2.0E+01	-	1.0E+02	ND	0.170	J	0.100	0.00026	U	0.00026	0.130	J	0.100
99-35-4	1,3,5-Trinitrobenzene	-	1.8E+03	-	1.8E+04	ND	0.100	U	0.100	0.00026	U	0.00026	0.100	U	0.100
118-96-7	2,4,6-Trinitrotoluene	1.6E+01	3.1E+01	5.7E+01	3.1E+02	ND	0.100	U	0.100	0.00026	U	0.00026	0.100	U	0.100
2691-41-0	HMX	-	3.1E+03	-	3.1E+04	ND	0.200	U	0.200	0.00052	U	0.00052	0.200	U	0.200
121-82-4	RDX	4.4E+00	1.8E+02	1.6E+01	1.8E+03	ND	0.200	U	0.200	0.00052	U	0.00052	0.200	U	0.200
479-45-8	Tetryl	-	6.1E+02	-	6.2E+03	ND	0.200	U	0.200	0.00052	U	0.00052	0.200	U	0.200
88-72-2	2-Nitrotoluene	-	7.3E+02	-	3.7E+03	ND	0.200	U	0.200	0.00052	U	0.00052	0.200	U	0.200
99-08-1	3-Nitrotoluene	8.8E-01	3.7E+02	2.2E+00	1.8E+03	ND	0.200	U	0.200	0.00052	U	0.00052	0.200	U	0.200
99-99-0	4-Nitrotoluene	1.2E+01	3.7E+02	3.0E+01	1.8E+03	ND	0.200	U	0.200	0.00052	U	0.00052	0.200	U	0.200
19406-51-0	4-Amino-4,6-dinitrotoluene	-	1.2E+01	-	1.2E+02	ND	0.100	U	0.100	0.00026	U	0.00026	0.100	U	0.100
35572-78-2	2-Amino-4,6-dinitrotoluene	-	1.2E+01	-	1.2E+02	ND	0.100	U	0.100	0.00026	U	0.00026	0.100	U	0.100

		USEPA	USEPA	USEPA	USEPA		ITB-009-C			ER040207			ITB-010-A		
		Region 9	Region 9	Region 9	Region 9	99th									
		Combined	Combined	Combined	Combined	Percentile									
		Cancer Risk	Chronic	Cancer Risk	Chronic	Background									
		1.00E-06	(HQ=1)	1.00E-06	(HQ=1)	Soil									
		Residential	Residential	Residential	Industrial	Conc.									
		Soil[1]	Soil[1]	Soil[1]	Soil[1]	Range*	mg/kg			mg/L			mg/kg		
CAS No.	Units	mg/kg	mg/kg	mg/kg	mg/kg	mg/kg	Result	Q	DL	Result	Q	DL	Result	Q	DL
7440-38-2	Arsenic	6.2E-02	2.2E+01	2.5E-01	2.6E+02	ND - 23.2	1.4	J	1.5	0.020	U	0.020	1.5	J	1.6
7440-39-3	Barium	-	5.4E+03	-	6.7E+04	ND - 596	158		0.38	0.0011	J	0.005	193		0.4
7440-43-9	Cadmium	-	3.7E+01	-	4.5E+02	ND - 10.6	0.46	U	0.46	0.006	U	0.006	0.48	U	0.48
7440-47-3	Chromium	2.1E+02	-	4.5E+02	1.5E+05	ND - 144	4.9		0.38	0.001	J	0.005	4.7		0.4
7439-92-1	Lead	-	1.5E+02	-	8.0E+02	ND - 348	11.9		0.77	0.010	U	0.010	2.4		0.8
7782-49-2	Selenium	-	3.9E+02	-	5.1E+03	ND - 25.0	0.46	J	1.5	0.020	U	0.020	0.41	J	1.6
7440-22-4	Silver	-	3.9E+02	-	5.1E+03	ND - 10.0	0.38	U	0.38	0.005	U	0.005	0.4	U	0.4
7439-97-6	Mercury	-	2.3E+01	-	3.1E+02	ND - 0.70	0.009	J	0.03	0.000051	J	0.0002	0.0076	J	0.028

[1] = Most stringent value among carcinogenic and/or non-carcinogenic effects.
Q - Data Qualifier U - Non-detect
DL - Detection Limit J - Estimated Value
NA - Not Analyzed

Beaumont Site 1 - Clearance Phase 2007
Explosives and RCRA Metals Soil Analysis Results

	Tetra Tech Sample I.D.	USEPA	USEPA	USEPA	USEPA		ITB-010-B			ITB-010-C			ITB-011-A		
	Laboratory I.D.	Region 9	Region 9	Region 9	Region 9	99th	704039-003-008-1/1			704039-004-015-1/2			704039-005-003-1/1		
	Sampling Date	Combined	Combined	Combined	Combined	Percentile	04/03/07			04/03/07			04/03/07		
	Depth	Cancer Risk	Chronic	Cancer Risk	Chronic	Background	0-3 Inches			0-3 Inches			0-3 Inches		
	% Solids	1.00E-06	(HQ=1)	1.00E-06	(HQ=1)	Soil	98			98			83		
		Residential	Residential	Industrial	Industrial	Conc.									
		Soil	Soil[1]	Soil	Soil	Range									
	Units	mg/kg	mg/kg	mg/kg	mg/kg	mg/kg	mg/kg			mg/kg			mg/kg		
CAS No.							Result	Q	DL	Result	Q	DL	Result	Q	DL
99-65-0	1,3-Dinitrobenzene	-	6.1E+00	-	6.2E+01	ND	0.100	U	0.100	0.099	U	0.099	0.100	U	0.100
121-14-2	2,4-Dinitrotoluene	-	1.2E+02	-	1.2E+03	ND	0.100	U	0.100	0.099	U	0.099	0.100	U	0.100
606-20-2	2,6-Dinitrotoluene	-	6.1E+01	-	6.2E+02	ND	0.100	U	0.100	0.099	U	0.099	0.100	U	0.100
98-95-3	Nitrobenzene	-	2.0E+01	-	1.0E+02	ND	0.100	U	0.100	0.099	U	0.099	0.100	U	0.100
99-35-4	1,3,5-Trinitrobenzene	-	1.8E+03	-	1.8E+04	ND	0.100	U	0.100	0.099	U	0.099	0.100	U	0.100
118-96-7	2,4,6-Trinitrotoluene	1.6E+01	3.1E+01	5.7E+01	3.1E+02	ND	0.100	U	0.100	0.099	U	0.099	0.100	U	0.100
2691-41-0	HMX	-	3.1E+03	-	3.1E+04	ND	0.200	U	0.200	0.200	U	0.200	0.200	U	0.200
121-82-4	RDX	4.4E+00	1.8E+02	1.6E+01	1.8E+03	ND	0.200	U	0.200	0.200	U	0.200	0.200	U	0.200
479-45-8	Tetryl	-	6.1E+02	-	6.2E+03	ND	0.200	U	0.200	0.200	U	0.200	0.200	U	0.200
88-72-2	2-Nitrotoluene	-	7.3E+02	-	3.7E+03	ND	0.200	U	0.200	0.200	U	0.200	0.200	U	0.200
99-08-1	3-Nitrotoluene	8.8E-01	3.7E+02	2.2E+00	1.8E+03	ND	0.200	U	0.200	0.200	U	0.200	0.200	U	0.200
99-99-0	4-Nitrotoluene	1.2E+01	3.7E+02	3.0E+01	1.8E+03	ND	0.200	U	0.200	0.200	U	0.200	0.200	U	0.200
19406-51-0	4-Amino-4,6-dinitrotoluene	-	1.2E+01	-	1.2E+02	ND	0.100	U	0.100	0.099	U	0.099	0.100	U	0.100
35572-78-2	2-Amino-4,6-dinitrotoluene	-	1.2E+01	-	1.2E+02	ND	0.100	U	0.100	0.099	U	0.099	0.100	U	0.100
		USEPA	USEPA	USEPA	USEPA										
		Region 9	Region 9	Region 9	Region 9	99th									
		Combined	Combined	Combined	Combined	Percentile									
		Cancer Risk	Chronic	Cancer Risk	Chronic	Background	ITB-010-B			ITB-010-C			ITB-011-A		
		1.00E-06	(HQ=1)	1.00E-06	(HQ=1)	Soil									
		Residential	Residential	Residential	Industrial	Conc.									
		Soil[1]	Soil[1]	Soil[1]	Soil[1]	Range*	mg/kg			mg/kg			mg/kg		
CAS No.	Units	mg/kg	mg/kg	mg/kg	mg/kg	mg/kg	Result	Q	DL	Result	Q	DL	Result	Q	DL
7440-38-2	Arsenic	6.2E-02	2.2E+01	2.5E-01	2.6E+02	ND - 23.2	1.1	J	1.7	1.4	J	1.7	1.4	J	1.9
7440-39-3	Barium	-	5.4E+03	-	6.7E+04	ND - 596	178		0.42	167		0.42	200		0.48
7440-43-9	Cadmium	-	3.7E+01	-	4.5E+02	ND - 10.6	0.5	U	0.5	0.5	U	0.5	0.58	U	0.58
7440-47-3	Chromium	2.1E+02	-	4.5E+02	1.5E+05	ND - 144	4.8		0.42	4.7		0.42	4.8		0.48
7439-92-1	Lead	-	1.5E+02	-	8.0E+02	ND - 348	87.7		0.84	3.3		0.83	2.2		0.97
7782-49-2	Selenium	-	3.9E+02	-	5.1E+03	ND - 25.0	0.53	J	1.7	1.7	U	1.7	0.66	J	1.9
7440-22-4	Silver	-	3.9E+02	-	5.1E+03	ND - 10.0	0.42	U	0.42	0.42	U	0.42	0.48	U	0.48
7439-97-6	Mercury	-	2.3E+01	-	3.1E+02	ND - 0.70	0.0074	J	0.032	0.00093	J	0.031	0.0042	J	0.037

[1] = Most stringent value among carcinogenic and/or non-carcinogenic effects.
Q - Data Qualifier U - Non-detect
DL - Detection Limit J - Estimated Value
NA - Not Analyzed

Beaumont Site 1 - Clearance Phase 2007
Explosives and RCRA Metals Soil Analysis Results

	Tetra Tech Sample I.D.	USEPA	USEPA	USEPA	USEPA		ITB-011-B			ITB-011-C			FD-006		
	Laboratory I.D.	Region 9	Region 9	Region 9	Region 9	99th	704039-006-004-1/1			704039-007-005-1/1			704039-008-006-1/1		
	Sampling Date	Combined	Combined	Combined	Combined	Percentile	04/03/07			04/03/07			04/03/07		
	Depth	Cancer Risk	Chronic	Cancer Risk	Chronic	Background	0-3 Inches			0-3 Inches			0-3 Inches		
	% Solids	1.00E-06	(HQ=1)	1.00E-06	(HQ=1)	Soil	81			98			98		
		Residential	Residential	Industrial	Industrial	Conc.									
		Soil	Soil[1]	Soil	Soil	Range									
	Units	mg/kg	mg/kg	mg/kg	mg/kg	mg/kg	mg/kg			mg/kg			mg/kg		
CAS No.							Result	Q	DL	Result	Q	DL	Result	Q	DL
99-65-0	1,3-Dinitrobenzene	-	6.1E+00	-	6.2E+01	ND	0.100	U	0.100	0.100	U	0.100	0.100	U	0.100
121-14-2	2,4-Dinitrotoluene	-	1.2E+02	-	1.2E+03	ND	0.100	U	0.100	0.100	U	0.100	0.100	U	0.100
606-20-2	2,6-Dinitrotoluene	-	6.1E+01	-	6.2E+02	ND	0.100	U	0.100	0.100	U	0.100	0.100	U	0.100
98-95-3	Nitrobenzene	-	2.0E+01	-	1.0E+02	ND	0.120	J	0.100	0.100	U	0.100	0.100	U	0.100
99-35-4	1,3,5-Trinitrobenzene	-	1.8E+03	-	1.8E+04	ND	0.100	U	0.100	0.100	U	0.100	0.100	U	0.100
118-96-7	2,4,6-Trinitrotoluene	1.6E+01	3.1E+01	5.7E+01	3.1E+02	ND	0.100	U	0.100	0.100	U	0.100	0.100	U	0.100
2691-41-0	HMX	-	3.1E+03	-	3.1E+04	ND	0.200	U	0.200	0.200	U	0.200	0.200	U	0.200
121-82-4	RDX	4.4E+00	1.8E+02	1.6E+01	1.8E+03	ND	0.200	U	0.200	0.200	U	0.200	0.200	U	0.200
479-45-8	Tetryl	-	6.1E+02	-	6.2E+03	ND	0.200	U	0.200	0.200	U	0.200	0.200	U	0.200
88-72-2	2-Nitrotoluene	-	7.3E+02	-	3.7E+03	ND	0.200	U	0.200	0.200	U	0.200	0.200	U	0.200
99-08-1	3-Nitrotoluene	8.8E-01	3.7E+02	2.2E+00	1.8E+03	ND	0.200	U	0.200	0.200	U	0.200	0.200	U	0.200
99-99-0	4-Nitrotoluene	1.2E+01	3.7E+02	3.0E+01	1.8E+03	ND	0.200	U	0.200	0.200	U	0.200	0.200	U	0.200
19406-51-0	4-Amino-4,6-dinitrotoluene	-	1.2E+01	-	1.2E+02	ND	0.100	U	0.100	0.100	U	0.100	0.100	U	0.100
35572-78-2	2-Amino-4,6-dinitrotoluene	-	1.2E+01	-	1.2E+02	ND	0.100	U	0.100	0.100	U	0.100	0.100	U	0.100
		USEPA	USEPA	USEPA	USEPA										
		Region 9	Region 9	Region 9	Region 9	99th									
		Combined	Combined	Combined	Combined	Percentile									
		Cancer Risk	Chronic	Cancer Risk	Chronic	Background									
		1.00E-06	(HQ=1)	1.00E-06	(HQ=1)	Soil	ITB-011-B			ITB-011-C			FD-006		
		Residential	Residential	Residential	Industrial	Conc.									
		Soil[1]	Soil[1]	Soil[1]	Soil[1]	Range*	mg/kg			mg/kg			mg/kg		
CAS No.	Units	mg/kg	mg/kg	mg/kg	mg/kg	mg/kg	Result	Q	DL	Result	Q	DL	Result	Q	DL
7440-38-2	Arsenic	6.2E-02	2.2E+01	2.5E-01	2.6E+02	ND - 23.2	1.7		1.5	1.3	J	1.7	2.2		1.7
7440-39-3	Barium	-	5.4E+03	-	6.7E+04	ND - 596	150		0.38	191		0.42	182		0.42
7440-43-9	Cadmium	-	3.7E+01	-	4.5E+02	ND - 10.6	0.45	U	0.45	0.51	U	0.51	0.51	U	0.51
7440-47-3	Chromium	2.1E+02	-	4.5E+02	1.5E+05	ND - 144	5.3		0.38	3.6		0.42	5.3		0.42
7439-92-1	Lead	-	1.5E+02	-	8.0E+02	ND - 348	6.8		0.75	4.6		0.85	3.7		0.84
7782-49-2	Selenium	-	3.9E+02	-	5.1E+03	ND - 25.0	0.51	J	1.5	0.5	J	1.7	0.88	J	1.7
7440-22-4	Silver	-	3.9E+02	-	5.1E+03	ND - 10.0	0.38	U	0.38	0.42	U	0.42	0.42	U	0.42
7439-97-6	Mercury	-	2.3E+01	-	3.1E+02	ND - 0.70	0.0062	J	0.039	0.012	J	0.031	0.0081	J	0.03

[1] = Most stringent value among carcinogenic and/or non-carcinogenic effects.
Q - Data Qualifier U - Non-detect
DL - Detection Limit J - Estimated Value
NA - Not Analyzed

Beaumont Site 1 - Clearance Phase 2007
Explosives and RCRA Metals Soil Analysis Results

	Tetra Tech Sample I.D.	USEPA	USEPA	USEPA	USEPA		ER040307			ITB-012-A			ITB-012-B		
	Laboratory I.D.	Region 9	Region 9	Region 9	Region 9	99th	704039-001-001-1/1			704046-002-001-1/1			704046-003-003-1/1		
	Sampling Date	Combined	Combined	Combined	Combined	Percentile	04/03/07			04/04/07			04/04/07		
	Depth	Cancer Risk	Chronic	Cancer Risk	Chronic	Background	Not Applicable			0-3 Inches			0-3 Inches		
	% Solids	1.00E-06	(HQ=1)	1.00E-06	(HQ=1)	Soil	Not Applicable			98			98		
		Residential	Residential	Industrial	Industrial	Conc.									
		Soil	Soil[1]	Soil	Soil	Range									
	Units	mg/kg	mg/kg	mg/kg	mg/kg	mg/kg	mg/L			mg/kg			mg/kg		
CAS No.							Result	Q	DL	Result	Q	DL	Result	Q	DL
99-65-0	1,3-Dinitrobenzene	-	6.1E+00	-	6.2E+01	ND	0.00026	U	0.00026	0.100	U	0.100	0.099	U	0.099
121-14-2	2,4-Dinitrotoluene	-	1.2E+02	-	1.2E+03	ND	0.00026	U	0.00026	0.100	U	0.100	0.099	U	0.099
606-20-2	2,6-Dinitrotoluene	-	6.1E+01	-	6.2E+02	ND	0.00026	U	0.00026	0.100	U	0.100	0.099	U	0.099
98-95-3	Nitrobenzene	-	2.0E+01	-	1.0E+02	ND	0.00026	U	0.00026	0.100	U	0.100	0.099	U	0.099
99-35-4	1,3,5-Trinitrobenzene	-	1.8E+03	-	1.8E+04	ND	0.00026	U	0.00026	0.100	U	0.100	0.099	U	0.099
118-96-7	2,4,6-Trinitrotoluene	1.6E+01	3.1E+01	5.7E+01	3.1E+02	ND	0.00026	U	0.00026	0.100	U	0.100	0.099	U	0.099
2691-41-0	HMX	-	3.1E+03	-	3.1E+04	ND	0.00052	U	0.00052	0.200	U	0.200	0.200	U	0.200
121-82-4	RDX	4.4E+00	1.8E+02	1.6E+01	1.8E+03	ND	0.00052	U	0.00052	0.200	U	0.200	0.200	U	0.200
479-45-8	Tetryl	-	6.1E+02	-	6.2E+03	ND	0.00052	U	0.00052	0.200	U	0.200	0.200	U	0.200
88-72-2	2-Nitrotoluene	-	7.3E+02	-	3.7E+03	ND	0.00052	U	0.00052	0.200	U	0.200	0.200	U	0.200
99-08-1	3-Nitrotoluene	8.8E-01	3.7E+02	2.2E+00	1.8E+03	ND	0.00052	U	0.00052	0.200	U	0.200	0.200	U	0.200
99-99-0	4-Nitrotoluene	1.2E+01	3.7E+02	3.0E+01	1.8E+03	ND	0.00052	U	0.00052	0.200	U	0.200	0.200	U	0.200
19406-51-0	4-Amino-4,6-dinitrotoluene	-	1.2E+01	-	1.2E+02	ND	0.00026	U	0.00026	0.100	U	0.100	0.099	U	0.099
35572-78-2	2-Amino-4,6-dinitrotoluene	-	1.2E+01	-	1.2E+02	ND	0.00026	U	0.00026	0.100	U	0.100	0.099	U	0.099
		USEPA	USEPA	USEPA	USEPA										
		Region 9	Region 9	Region 9	Region 9	99th									
		Combined	Combined	Combined	Combined	Percentile									
		Cancer Risk	Chronic	Cancer Risk	Chronic	Background									
		1.00E-06	(HQ=1)	1.00E-06	(HQ=1)	Soil	ER040307			ITB-012-A			ITB-012-B		
		Residential	Residential	Residential	Industrial	Conc.									
		Soil[1]	Soil[1]	Soil[1]	Soil[1]	Range*	mg/L			mg/kg			mg/kg		
CAS No.	Units	mg/kg	mg/kg	mg/kg	mg/kg	mg/kg	Result	Q	DL	Result	Q	DL	Result	Q	DL
7440-38-2	Arsenic	6.2E-02	2.2E+01	2.5E-01	2.6E+02	ND - 23.2	0.020	U	0.020	1.1	J	1.5	0.95	J	1.7
7440-39-3	Barium	-	5.4E+03	-	6.7E+04	ND - 596	0.0055	J	0.005	184		0.37	185		0.42
7440-43-9	Cadmium	-	3.7E+01	-	4.5E+02	ND - 10.6	0.006	U	0.006	0.45	U	0.45	0.5	U	0.5
7440-47-3	Chromium	2.1E+02	-	4.5E+02	1.5E+05	ND - 144	0.005	U	0.005	4.3		0.37	4.4		0.42
7439-92-1	Lead	-	1.5E+02	-	8.0E+02	ND - 348	0.010	U	0.010	3.8		0.75	7.5		0.84
7782-49-2	Selenium	-	3.9E+02	-	5.1E+03	ND - 25.0	0.020	U	0.020	0.53	J	1.5	0.37	J	1.7
7440-22-4	Silver	-	3.9E+02	-	5.1E+03	ND - 10.0	0.005	U	0.005	0.37	U	0.37	0.42	U	0.42
7439-97-6	Mercury	-	2.3E+01	-	3.1E+02	ND - 0.70	0.000054	J	0.0002	0.0098	J	0.026	0.0088	J	0.032

[1] = Most stringent value among carcinogenic and/or non-carcinogenic effects.
Q - Data Qualifier U - Non-detect
DL - Detection Limit J - Estimated Value
NA - Not Analyzed

Beaumont Site 1 - Clearance Phase 2007
Explosives and RCRA Metals Soil Analysis Results

	Tetra Tech Sample I.D.	USEPA	USEPA	USEPA	USEPA		ITB-012-C			ER040407			ITB-016-A		
	Laboratory I.D.	Region 9	Region 9	Region 9	Region 9	99th	704046-004-004-1/1			704046-001-009-1/1			704052-002-004-1/1		
	Sampling Date	Combined	Combined	Combined	Combined	Percentile	04/04/07			04/04/07			04/05/07		
	Depth	Cancer Risk	Chronic	Cancer Risk	Chronic	Background	0-3 Inches			Not Applicable			0-3 Inches		
	% Solids	1.00E-06	(HQ=1)	1.00E-06	(HQ=1)	Soil	98			Not Applicable			98		
		Residential	Residential	Industrial	Industrial	Conc.									
		Soil	Soil[1]	Soil	Soil	Range									
	Units	mg/kg	mg/kg	mg/kg	mg/kg	mg/kg	mg/kg			mg/L			mg/kg		
CAS No.							Result	Q	DL	Result	Q	DL	Result	Q	DL
99-65-0	1,3-Dinitrobenzene	-	6.1E+00	-	6.2E+01	ND	0.100	U	0.100	0.00026	U	0.00026	0.099	U	0.099
121-14-2	2,4-Dinitrotoluene	-	1.2E+02	-	1.2E+03	ND	0.100	U	0.100	0.00026	U	0.00026	0.099	U	0.099
606-20-2	2,6-Dinitrotoluene	-	6.1E+01	-	6.2E+02	ND	0.100	U	0.100	0.00026	U	0.00026	0.099	U	0.099
98-95-3	Nitrobenzene	-	2.0E+01	-	1.0E+02	ND	0.100	U	0.100	0.00026	U	0.00026	0.099	U	0.099
99-35-4	1,3,5-Trinitrobenzene	-	1.8E+03	-	1.8E+04	ND	0.100	U	0.100	0.00026	U	0.00026	0.099	U	0.099
118-96-7	2,4,6-Trinitrotoluene	1.6E+01	3.1E+01	5.7E+01	3.1E+02	ND	0.100	U	0.100	0.00026	U	0.00026	0.099	U	0.099
2691-41-0	HMX	-	3.1E+03	-	3.1E+04	ND	0.200	U	0.200	0.00052	U	0.00052	0.200	U	0.200
121-82-4	RDX	4.4E+00	1.8E+02	1.6E+01	1.8E+03	ND	0.200	U	0.200	0.00052	U	0.00052	0.200	U	0.200
479-45-8	Tetryl	-	6.1E+02	-	6.2E+03	ND	0.200	U	0.200	0.00052	U	0.00052	0.200	U	0.200
88-72-2	2-Nitrotoluene	-	7.3E+02	-	3.7E+03	ND	0.200	U	0.200	0.00052	U	0.00052	0.200	U	0.200
99-08-1	3-Nitrotoluene	8.8E-01	3.7E+02	2.2E+00	1.8E+03	ND	0.200	U	0.200	0.00052	U	0.00052	0.200	U	0.200
99-99-0	4-Nitrotoluene	1.2E+01	3.7E+02	3.0E+01	1.8E+03	ND	0.200	U	0.200	0.00052	U	0.00052	0.200	U	0.200
19406-51-0	4-Amino-4,6-dinitrotoluene	-	1.2E+01	-	1.2E+02	ND	0.100	U	0.100	0.00026	U	0.00026	0.099	U	0.099
35572-78-2	2-Amino-4,6-dinitrotoluene	-	1.2E+01	-	1.2E+02	ND	0.100	U	0.100	0.00026	U	0.00026	0.099	U	0.099

		USEPA	USEPA	USEPA	USEPA		ITB-012-C			ER040407			ITB-016-A		
		Region 9	Region 9	Region 9	Region 9	99th									
		Combined	Combined	Combined	Combined	Percentile									
		Cancer Risk	Chronic	Cancer Risk	Chronic	Background									
		1.00E-06	(HQ=1)	1.00E-06	(HQ=1)	Soil									
		Residential	Residential	Residential	Industrial	Conc.									
		Soil[1]	Soil[1]	Soil[1]	Soil[1]	Range*	mg/kg			mg/L			mg/kg		
CAS No.	Units	mg/kg	mg/kg	mg/kg	mg/kg	mg/kg	Result	Q	DL	Result	Q	DL	Result	Q	DL
7440-38-2	Arsenic	6.2E-02	2.2E+01	2.5E-01	2.6E+02	ND - 23.2	1.2	J	1.6	0.020	U	0.020	1.1	J	1.6
7440-39-3	Barium	-	5.4E+03	-	6.7E+04	ND - 596	171		0.41	0.0011	J	0.005	196	N	0.39
7440-43-9	Cadmium	-	3.7E+01	-	4.5E+02	ND - 10.6	0.49	U	0.49	0.006	U	0.006	0.12	J	0.47
7440-47-3	Chromium	2.1E+02	-	4.5E+02	1.5E+05	ND - 144	4.2		0.41	0.00089	J	0.005	4.6		0.39
7439-92-1	Lead	-	1.5E+02	-	8.0E+02	ND - 348	3.0		0.82	0.010	U	0.010	2.5		0.78
7782-49-2	Selenium	-	3.9E+02	-	5.1E+03	ND - 25.0	1.6	U	1.6	0.020	U	0.020	1.6	U	1.6
7440-22-4	Silver	-	3.9E+02	-	5.1E+03	ND - 10.0	0.41	U	0.41	0.005	U	0.005	0.39	U	0.39
7439-97-6	Mercury	-	2.3E+01	-	3.1E+02	ND - 0.70	0.0094	J	0.032	0.0002	U	0.0002	0.016	J	0.031

[1] = Most stringent value among carcinogenic and/or non-carcinogenic effects.
Q - Data Qualifier U - Non-detect
DL - Detection Limit J - Estimated Value
NA - Not Analyzed

Beaumont Site 1 - Clearance Phase 2007
Explosives and RCRA Metals Soil Analysis Results

	Tetra Tech Sample I.D.	USEPA	USEPA	USEPA	USEPA		ITB-016-B			ITB-016-C			ER040507		
	Laboratory I.D.	Region 9	Region 9	Region 9	Region 9	99th	704052-003-007-1/1			704052-004-003-1/1			704052-001-001-1/1		
	Sampling Date	Combined	Combined	Combined	Combined	Percentile	04/05/07			04/05/07			04/05/07		
	Depth	Cancer Risk	Chronic	Cancer Risk	Chronic	Background	0-3 Inches			0-3 Inches			Not Applicable		
	% Solids	1.00E-06	(HQ=1)	1.00E-06	(HQ=1)	Soil	81			98			Not Applicable		
		Residential	Residential	Industrial	Industrial	Conc.									
		Soil	Soil[1]	Soil	Soil	Range									
	Units	mg/kg	mg/kg	mg/kg	mg/kg	mg/kg	mg/kg			mg/kg			mg/L		
CAS No.							Result	Q	DL	Result	Q	DL	Result	Q	DL
99-65-0	1,3-Dinitrobenzene	-	6.1E+00	-	6.2E+01	ND	0.100	U	0.100	0.100	U	0.100	0.00026	U	0.00026
121-14-2	2,4-Dinitrotoluene	-	1.2E+02	-	1.2E+03	ND	0.100	U	0.100	0.100	U	0.100	0.00026	U	0.00026
606-20-2	2,6-Dinitrotoluene	-	6.1E+01	-	6.2E+02	ND	0.100	U	0.100	0.100	U	0.100	0.00026	U	0.00026
98-95-3	Nitrobenzene	-	2.0E+01	-	1.0E+02	ND	0.100	U	0.100	0.100	U	0.100	0.00026	U	0.00026
99-35-4	1,3,5-Trinitrobenzene	-	1.8E+03	-	1.8E+04	ND	0.100	U	0.100	0.100	U	0.100	0.00026	U	0.00026
118-96-7	2,4,6-Trinitrotoluene	1.6E+01	3.1E+01	5.7E+01	3.1E+02	ND	0.100	U	0.100	0.100	U	0.100	0.00026	U	0.00026
2691-41-0	HMX	-	3.1E+03	-	3.1E+04	ND	0.200	U	0.200	0.200	U	0.200	0.00052	U	0.00052
121-82-4	RDX	4.4E+00	1.8E+02	1.6E+01	1.8E+03	ND	0.200	U	0.200	0.200	U	0.200	0.00052	U	0.00052
479-45-8	Tetryl	-	6.1E+02	-	6.2E+03	ND	0.200	U	0.200	0.200	U	0.200	0.00052	U	0.00052
88-72-2	2-Nitrotoluene	-	7.3E+02	-	3.7E+03	ND	0.200	U	0.200	0.200	U	0.200	0.00052	U	0.00052
99-08-1	3-Nitrotoluene	8.8E-01	3.7E+02	2.2E+00	1.8E+03	ND	0.200	U	0.200	0.200	U	0.200	0.00052	U	0.00052
99-99-0	4-Nitrotoluene	1.2E+01	3.7E+02	3.0E+01	1.8E+03	ND	0.200	U	0.200	0.200	U	0.200	0.00052	U	0.00052
19406-51-0	4-Amino-4,6-dinitrotoluene	-	1.2E+01	-	1.2E+02	ND	0.100	U	0.100	0.100	U	0.100	0.00026	U	0.00026
35572-78-2	2-Amino-4,6-dinitrotoluene	-	1.2E+01	-	1.2E+02	ND	0.100	U	0.100	0.100	U	0.100	0.00026	U	0.00026
		USEPA	USEPA	USEPA	USEPA										
		Region 9	Region 9	Region 9	Region 9	99th									
		Combined	Combined	Combined	Combined	Percentile									
		Cancer Risk	Chronic	Cancer Risk	Chronic	Background									
		1.00E-06	(HQ=1)	1.00E-06	(HQ=1)	Soil	ITB-016-B			ITB-016-C			ER040507		
		Residential	Residential	Residential	Industrial	Conc.									
		Soil[1]	Soil[1]	Soil[1]	Soil[1]	Range*	mg/kg			mg/kg			mg/L		
CAS No.	Units	mg/kg	mg/kg	mg/kg	mg/kg	mg/kg	Result	Q	DL	Result	Q	DL	Result	Q	DL
7440-38-2	Arsenic	6.2E-02	2.2E+01	2.5E-01	2.6E+02	ND - 23.2	0.87	J	1.9	1.1	J	1.3	0.020	U	0.020
7440-39-3	Barium	-	5.4E+03	-	6.7E+04	ND - 596	208	N	0.48	181	N	0.33	0.00098	J	0.005
7440-43-9	Cadmium	-	3.7E+01	-	4.5E+02	ND - 10.6	0.15	J	0.57	0.13	J	0.4	0.006	U	0.006
7440-47-3	Chromium	2.1E+02	-	4.5E+02	1.5E+05	ND - 144	4.9		0.48	4.6		0.33	0.0011	J	0.005
7439-92-1	Lead	-	1.5E+02	-	8.0E+02	ND - 348	8.4		0.96	24.6		0.67	0.010	U	0.010
7782-49-2	Selenium	-	3.9E+02	-	5.1E+03	ND - 25.0	1.9	U	1.9	1.3	U	1.3	0.0035	J	0.020
7440-22-4	Silver	-	3.9E+02	-	5.1E+03	ND - 10.0	0.48	U	0.48	0.33	U	0.33	0.005	U	0.005
7439-97-6	Mercury	-	2.3E+01	-	3.1E+02	ND - 0.70	0.013	J	0.039	0.0063	J	0.029	0.000074	J	0.0002

[1] = Most stringent value among carcinogenic and/or non-carcinogenic effects.
Q - Data Qualifier U - Non-detect
DL - Detection Limit J - Estimated Value
NA - Not Analyzed

Beaumont Site 1 - Clearance Phase 2007
Explosives and RCRA Metals Soil Analysis Results

	Tetra Tech Sample I.D.	USEPA	USEPA	USEPA	USEPA		ITB-018-A			ITB-018-B			ITB-018-C		
	Laboratory I.D.	Region 9	Region 9	Region 9	Region 9	99th	704083-002-003-1/1			704083-003-007-1/2			704083-004-004-1/1		
	Sampling Date	Combined	Combined	Combined	Combined	Percentile	04/06/07			04/06/07			04/06/07		
	Depth	Cancer Risk	Chronic	Cancer Risk	Chronic	Background	Not Applicable			0-3 Inches			0-3 Inches		
	% Solids	1.00E-06	(HQ=1)	1.00E-06	(HQ=1)	Soil	97			98			98		
		Residential	Residential	Industrial	Industrial	Conc.									
		Soil	Soil[1]	Soil	Soil	Range									
	Units	mg/kg	mg/kg	mg/kg	mg/kg	mg/kg	mg/kg			mg/kg			mg/kg		
CAS No.							Result	Q	DL	Result	Q	DL	Result	Q	DL
99-65-0	1,3-Dinitrobenzene	-	6.1E+00	-	6.2E+01	ND	0.099	U	0.099	0.100	U	0.100	0.100	U	0.100
121-14-2	2,4-Dinitrotoluene	-	1.2E+02	-	1.2E+03	ND	0.099	U	0.099	0.100	U	0.100	0.100	U	0.100
606-20-2	2,6-Dinitrotoluene	-	6.1E+01	-	6.2E+02	ND	0.099	U	0.099	0.100	U	0.100	0.100	U	0.100
98-95-3	Nitrobenzene	-	2.0E+01	-	1.0E+02	ND	0.099	U	0.099	0.074	J	0.100	0.063	J	0.100
99-35-4	1,3,5-Trinitrobenzene	-	1.8E+03	-	1.8E+04	ND	0.099	U	0.099	0.100	U	0.100	0.100	U	0.100
118-96-7	2,4,6-Trinitrotoluene	1.6E+01	3.1E+01	5.7E+01	3.1E+02	ND	0.099	U	0.099	0.100	U	0.100	0.100	U	0.100
2691-41-0	HMX	-	3.1E+03	-	3.1E+04	ND	0.200	U	0.200	0.200	U	0.200	0.200	U	0.200
121-82-4	RDX	4.4E+00	1.8E+02	1.6E+01	1.8E+03	ND	0.200	U	0.200	0.200	U	0.200	0.200	U	0.200
479-45-8	Tetryl	-	6.1E+02	-	6.2E+03	ND	0.200	U	0.200	0.200	U	0.200	0.200	U	0.200
88-72-2	2-Nitrotoluene	-	7.3E+02	-	3.7E+03	ND	0.200	U	0.200	0.200	U	0.200	0.200	U	0.200
99-08-1	3-Nitrotoluene	8.8E-01	3.7E+02	2.2E+00	1.8E+03	ND	0.200	U	0.200	0.200	U	0.200	0.200	U	0.200
99-99-0	4-Nitrotoluene	1.2E+01	3.7E+02	3.0E+01	1.8E+03	ND	0.200	U	0.200	0.200	U	0.200	0.200	U	0.200
19406-51-0	4-Amino-4,6-dinitrotoluene	-	1.2E+01	-	1.2E+02	ND	0.099	U	0.099	0.100	U	0.100	0.100	U	0.100
35572-78-2	2-Amino-4,6-dinitrotoluene	-	1.2E+01	-	1.2E+02	ND	0.099	U	0.099	0.100	U	0.100	0.100	U	0.100
		USEPA	USEPA	USEPA	USEPA										
		Region 9	Region 9	Region 9	Region 9	99th									
		Combined	Combined	Combined	Combined	Percentile									
		Cancer Risk	Chronic	Cancer Risk	Chronic	Background	ITB-018-A			ITB-018-B			ITB-018-C		
		1.00E-06	(HQ=1)	1.00E-06	(HQ=1)	Soil									
		Residential	Residential	Residential	Industrial	Conc.									
		Soil[1]	Soil[1]	Soil[1]	Soil[1]	Range*	mg/kg			mg/kg			mg/kg		
CAS No.	Units	mg/kg	mg/kg	mg/kg	mg/kg	mg/kg	Result	Q	DL	Result	Q	DL	Result	Q	DL
7440-38-2	Arsenic	6.2E-02	2.2E+01	2.5E-01	2.6E+02	ND - 23.2	0.90	J	1.60	1.0	J	1.5	1.2	J	1.6
7440-39-3	Barium	-	5.4E+03	-	6.7E+04	ND - 596	162		0.41	167		0.38	193		0.4
7440-43-9	Cadmium	-	3.7E+01	-	4.5E+02	ND - 10.6	0.49	U	0.49	0.46	U	0.46	0.035	J	0.48
7440-47-3	Chromium	2.1E+02	-	4.5E+02	1.5E+05	ND - 144	4.7		0.41	4.7		0.76	4.9		0.4
7439-92-1	Lead	-	1.5E+02	-	8.0E+02	ND - 348	5.3		0.82	14.8		1.5	50.6		0.81
7782-49-2	Selenium	-	3.9E+02	-	5.1E+03	ND - 25.0	1.6	U	1.60	1.5	U	1.5	1.6	U	1.6
7440-22-4	Silver	-	3.9E+02	-	5.1E+03	ND - 10.0	0.41	U	0.41	0.38	U	0.38	0.4	U	0.4
7439-97-6	Mercury	-	2.3E+01	-	3.1E+02	ND - 0.70	0.0170	J	0.0290	0.017	J	0.03	0.010	J	0.031

[1] = Most stringent value among carcinogenic and/or non-carcinogenic effects.
Q - Data Qualifier U - Non-detect
DL - Detection Limit J - Estimated Value
NA - Not Analyzed

Beaumont Site 1 - Clearance Phase 2007
Explosives and RCRA Metals Soil Analysis Results

	Tetra Tech Sample I.D.	USEPA	USEPA	USEPA	USEPA		ER040607			ITB-019-A			ITB-019-B		
	Laboratory I.D.	Region 9	Region 9	Region 9	Region 9	99th	704083-001-001/1			704092-002-003-1/1			704092-003-004-1/1		
	Sampling Date	Combined	Combined	Combined	Combined	Percentile	04/06/07			04/11/07			04/11/07		
	Depth	Cancer Risk	Chronic	Cancer Risk	Chronic	Background	Not Applicable			Not Applicable			0-3 Inches		
	% Solids	1.00E-06	(HQ=1)	1.00E-06	(HQ=1)	Soil	Not Applicable			93			97		
		Residential	Residential	Industrial	Industrial	Conc.									
		Soil	Soil[1]	Soil	Soil	Range									
	Units	mg/kg	mg/kg	mg/kg	mg/kg	mg/kg	mg/L			mg/kg			mg/kg		
CAS No.							Result	Q	DL	Result	Q	DL	Result	Q	DL
99-65-0	1,3-Dinitrobenzene	-	6.1E+00	-	6.2E+01	ND	0.00026	U	0.00026	0.100	U	0.100	0.100	U	0.100
121-14-2	2,4-Dinitrotoluene	-	1.2E+02	-	1.2E+03	ND	0.00026	U	0.00026	0.100	U	0.100	0.100	U	0.100
606-20-2	2,6-Dinitrotoluene	-	6.1E+01	-	6.2E+02	ND	0.00026	U	0.00026	0.100	U	0.100	0.100	U	0.100
98-95-3	Nitrobenzene	-	2.0E+01	-	1.0E+02	ND	0.00026	U	0.00026	0.054	J	0.100	0.100	U	0.100
99-35-4	1,3,5-Trinitrobenzene	-	1.8E+03	-	1.8E+04	ND	0.00026	U	0.00026	0.100	U	0.100	0.100	U	0.100
118-96-7	2,4,6-Trinitrotoluene	1.6E+01	3.1E+01	5.7E+01	3.1E+02	ND	0.00026	U	0.00026	0.100	U	0.100	0.100	U	0.100
2691-41-0	HMX	-	3.1E+03	-	3.1E+04	ND	0.00052	U	0.00052	0.200	U	0.200	0.200	U	0.200
121-82-4	RDX	4.4E+00	1.8E+02	1.6E+01	1.8E+03	ND	0.00052	U	0.00052	0.200	U	0.200	0.200	U	0.200
479-45-8	Tetryl	-	6.1E+02	-	6.2E+03	ND	0.00052	U	0.00052	0.200	U	0.200	0.200	U	0.200
88-72-2	2-Nitrotoluene	-	7.3E+02	-	3.7E+03	ND	0.00052	U	0.00052	0.200	U	0.200	0.200	U	0.200
99-08-1	3-Nitrotoluene	8.8E-01	3.7E+02	2.2E+00	1.8E+03	ND	0.00052	U	0.00052	0.200	U	0.200	0.200	U	0.200
99-99-0	4-Nitrotoluene	1.2E+01	3.7E+02	3.0E+01	1.8E+03	ND	0.00052	U	0.00052	0.200	U	0.200	0.200	U	0.200
19406-51-0	4-Amino-4,6-dinitrotoluene	-	1.2E+01	-	1.2E+02	ND	0.00026	U	0.00026	0.100	U	0.100	0.100	U	0.100
35572-78-2	2-Amino-4,6-dinitrotoluene	-	1.2E+01	-	1.2E+02	ND	0.00026	U	0.00026	0.100	U	0.100	0.100	U	0.100
		USEPA	USEPA	USEPA	USEPA										
		Region 9	Region 9	Region 9	Region 9	99th									
		Combined	Combined	Combined	Combined	Percentile									
		Cancer Risk	Chronic	Cancer Risk	Chronic	Background	ER040607			ITB-019-A			ITB-019-B		
		1.00E-06	(HQ=1)	1.00E-06	(HQ=1)	Soil									
		Residential	Residential	Residential	Industrial	Conc.									
		Soil[1]	Soil[1]	Soil[1]	Soil[1]	Range*	mg/L			mg/L			mg/kg		
CAS No.	Units	mg/kg	mg/kg	mg/kg	mg/kg	mg/kg	Result	Q	DL	Result	Q	DL	Result	Q	DL
7440-38-2	Arsenic	6.2E-02	2.2E+01	2.5E-01	2.6E+02	ND - 23.2	0.020	U	0.020	1.20	J	1.8	1.5	J	1.7
7440-39-3	Barium	-	5.4E+03	-	6.7E+04	ND - 596	0.0011	J	0.005	193		0.44	181		0.43
7440-43-9	Cadmium	-	3.7E+01	-	4.5E+02	ND - 10.6	0.006	U	0.006	0.53	U	0.53	0.029	U	0.51
7440-47-3	Chromium	2.1E+02	-	4.5E+02	1.5E+05	ND - 144	0.0011	J	0.005	5.3	N*	0.44	4.8	N*	0.43
7439-92-1	Lead	-	1.5E+02	-	8.0E+02	ND - 348	0.002	J	0.010	7.9	N	0.88	8.6	N	0.85
7782-49-2	Selenium	-	3.9E+02	-	5.1E+03	ND - 25.0	0.020	U	0.020	1.8	U	1.8	1.7	U	1.7
7440-22-4	Silver	-	3.9E+02	-	5.1E+03	ND - 10.0	0.005	U	0.005	0.44	U	0.44	0.43	U	0.43
7439-97-6	Mercury	-	2.3E+01	-	3.1E+02	ND - 0.70	0.000034	J	0.0002	0.0073	J	0.032	0.013	J	0.031

[1] = Most stringent value among carcinogenic and/or non-carcinogenic effects.
Q - Data Qualifier U - Non-detect
DL - Detection Limit J - Estimated Value
NA - Not Analyzed

Beaumont Site 1 - Clearance Phase 2007
Explosives and RCRA Metals Soil Analysis Results

	Tetra Tech Sample I.D.	USEPA	USEPA	USEPA	USEPA		ITB-019-C			ER041107			ITB-020-A		
	Laboratory I.D.	Region 9	Region 9	Region 9	Region 9	99th	704092-004-007-1/2			704092-001-001-1/1			704132-002-005-1/1		
	Sampling Date	Combined	Combined	Combined	Combined	Percentile	04/11/07			04/11/07			04/13/07		
	Depth	Cancer Risk	Chronic	Cancer Risk	Chronic	Background	0-3 Inches			Not Applicable			0-3 Inches		
	% Solids	1.00E-06	(HQ=1)	1.00E-06	(HQ=1)	Soil	99			Not Applicable			100		
		Residential	Residential	Industrial	Industrial	Conc.									
		Soil	Soil[1]	Soil	Soil	Range									
	Units	mg/kg	mg/kg	mg/kg	mg/kg	mg/kg	mg/kg			mg/L			mg/kg		
CAS No.							Result	Q	DL	Result	Q	DL	Result	Q	DL
99-65-0	1,3-Dinitrobenzene	-	6.1E+00	-	6.2E+01	ND	0.100	U	0.100	0.00026	U	0.00026	0.100	U	0.100
121-14-2	2,4-Dinitrotoluene	-	1.2E+02	-	1.2E+03	ND	0.100	U	0.100	0.00026	U	0.00026	0.100	U	0.100
606-20-2	2,6-Dinitrotoluene	-	6.1E+01	-	6.2E+02	ND	0.100	U	0.100	0.00026	U	0.00026	0.100	U	0.100
98-95-3	Nitrobenzene	-	2.0E+01	-	1.0E+02	ND	0.240	J	0.100	0.00026	U	0.00026	0.100	U	0.100
99-35-4	1,3,5-Trinitrobenzene	-	1.8E+03	-	1.8E+04	ND	0.100	U	0.100	0.00026	U	0.00026	0.100	U	0.100
118-96-7	2,4,6-Trinitrotoluene	1.6E+01	3.1E+01	5.7E+01	3.1E+02	ND	0.100	U	0.100	0.00026	U	0.00026	0.100	U	0.100
2691-41-0	HMX	-	3.1E+03	-	3.1E+04	ND	0.200	U	0.200	0.00052	U	0.00052	0.200	U	0.200
121-82-4	RDX	4.4E+00	1.8E+02	1.6E+01	1.8E+03	ND	0.200	U	0.200	0.00052	U	0.00052	0.200	U	0.200
479-45-8	Tetryl	-	6.1E+02	-	6.2E+03	ND	0.200	U	0.200	0.00052	U	0.00052	0.200	U	0.200
88-72-2	2-Nitrotoluene	-	7.3E+02	-	3.7E+03	ND	0.200	U	0.200	0.00052	U	0.00052	0.200	U	0.200
99-08-1	3-Nitrotoluene	8.8E-01	3.7E+02	2.2E+00	1.8E+03	ND	0.200	U	0.200	0.00052	U	0.00052	0.200	U	0.200
99-99-0	4-Nitrotoluene	1.2E+01	3.7E+02	3.0E+01	1.8E+03	ND	0.200	U	0.200	0.00052	U	0.00052	0.200	U	0.200
19406-51-0	4-Amino-4,6-dinitrotoluene	-	1.2E+01	-	1.2E+02	ND	0.100	U	0.100	0.00026	U	0.00026	0.100	U	0.100
35572-78-2	2-Amino-4,6-dinitrotoluene	-	1.2E+01	-	1.2E+02	ND	0.100	U	0.100	0.00026	U	0.00026	0.100	U	0.100
		USEPA	USEPA	USEPA	USEPA										
		Region 9	Region 9	Region 9	Region 9	99th									
		Combined	Combined	Combined	Combined	Percentile									
		Cancer Risk	Chronic	Cancer Risk	Chronic	Background									
		1.00E-06	(HQ=1)	1.00E-06	(HQ=1)	Soil	ITB-019-C			ER041107			ITB-020-A		
		Residential	Residential	Residential	Industrial	Conc.									
		Soil[1]	Soil[1]	Soil[1]	Soil[1]	Range*	mg/kg			mg/L			mg/kg		
CAS No.	Units	mg/kg	mg/kg	mg/kg	mg/kg	mg/kg	Result	Q	DL	Result	Q	DL	Result	Q	DL
7440-38-2	Arsenic	6.2E-02	2.2E+01	2.5E-01	2.6E+02	ND - 23.2	1.1	J	1.6	0.020	U	0.020	1.3	J	1.6
7440-39-3	Barium	-	5.4E+03	-	6.7E+04	ND - 596	172		0.39	0.00072	J	0.005	98.4		0.4
7440-43-9	Cadmium	-	3.7E+01	-	4.5E+02	ND - 10.6	0.47	U	0.47	0.006	U	0.006	0.48	U	0.48
7440-47-3	Chromium	2.1E+02	-	4.5E+02	1.5E+05	ND - 144	6.1	N*	0.39	0.005	U	0.005	8.8		0.4
7439-92-1	Lead	-	1.5E+02	-	8.0E+02	ND - 348	78.9	N	0.79	0.010	U	0.010	4.7	N	0.8
7782-49-2	Selenium	-	3.9E+02	-	5.1E+03	ND - 25.0	1.6	U	1.6	0.020	U	0.020	0.067	J	1.6
7440-22-4	Silver	-	3.9E+02	-	5.1E+03	ND - 10.0	0.39	U	0.39	0.005	U	0.005	0.4	U	0.4
7439-97-6	Mercury	-	2.3E+01	-	3.1E+02	ND - 0.70	0.012	J	0.031	0.0002	U	0.0002	0.006	J	0.029

[1] = Most stringent value among carcinogenic and/or non-carcinogenic effects.
Q - Data Qualifier U - Non-detect
DL - Detection Limit J - Estimated Value
NA - Not Analyzed

Beaumont Site 1 - Clearance Phase 2007
Explosives and RCRA Metals Soil Analysis Results

	Tetra Tech Sample I.D.	USEPA	USEPA	USEPA	USEPA		ITB-020-B			ITB-020-C			ER041307		
	Laboratory I.D.	Region 9	Region 9	Region 9	Region 9	99th	704132-003-006-1/1			704132-004-011-1/2			704132-001-001-1/1		
	Sampling Date	Combined	Combined	Combined	Combined	Percentile	04/13/07			04/13/07			04/13/07		
	Depth	Cancer Risk	Chronic	Cancer Risk	Chronic	Background	0-3 Inches			0-3 Inches			Not Applicable		
	% Solids	1.00E-06	(HQ=1)	1.00E-06	(HQ=1)	Soil	99			99			Not Applicable		
		Residential	Residential	Industrial	Industrial	Conc.									
		Soil	Soil[1]	Soil	Soil	Range									
	Units	mg/kg	mg/kg	mg/kg	mg/kg	mg/kg	mg/kg			mg/kg			mg/L		
CAS No.							Result	Q	DL	Result	Q	DL	Result	Q	DL
99-65-0	1,3-Dinitrobenzene	-	6.1E+00	-	6.2E+01	ND	0.100	U	0.100	0.100	U	0.100	0.00026	U	0.00026
121-14-2	2,4-Dinitrotoluene	-	1.2E+02	-	1.2E+03	ND	0.100	U	0.100	0.100	U	0.100	0.00026	U	0.00026
606-20-2	2,6-Dinitrotoluene	-	6.1E+01	-	6.2E+02	ND	0.100	U	0.100	0.100	U	0.100	0.00026	U	0.00026
98-95-3	Nitrobenzene	-	2.0E+01	-	1.0E+02	ND	0.100	U	0.100	0.100	U	0.100	0.00026	U	0.00026
99-35-4	1,3,5-Trinitrobenzene	-	1.8E+03	-	1.8E+04	ND	0.100	U	0.100	0.100	U	0.100	0.00026	U	0.00026
118-96-7	2,4,6-Trinitrotoluene	1.6E+01	3.1E+01	5.7E+01	3.1E+02	ND	0.100	U	0.100	0.100	U	0.100	0.00026	U	0.00026
2691-41-0	HMX	-	3.1E+03	-	3.1E+04	ND	0.200	U	0.200	0.200	U	0.200	0.00052	U	0.00052
121-82-4	RDX	4.4E+00	1.8E+02	1.6E+01	1.8E+03	ND	0.200	U	0.200	0.200	U	0.200	0.00052	U	0.00052
479-45-8	Tetryl	-	6.1E+02	-	6.2E+03	ND	0.200	U	0.200	0.200	U	0.200	0.00052	U	0.00052
88-72-2	2-Nitrotoluene	-	7.3E+02	-	3.7E+03	ND	0.200	U	0.200	0.200	U	0.200	0.00052	U	0.00052
99-08-1	3-Nitrotoluene	8.8E-01	3.7E+02	2.2E+00	1.8E+03	ND	0.200	U	0.200	0.200	U	0.200	0.00052	U	0.00052
99-99-0	4-Nitrotoluene	1.2E+01	3.7E+02	3.0E+01	1.8E+03	ND	0.200	U	0.200	0.200	U	0.200	0.00052	U	0.00052
19406-51-0	4-Amino-4,6-dinitrotoluene	-	1.2E+01	-	1.2E+02	ND	0.100	U	0.100	0.100	U	0.100	0.00026	U	0.00026
35572-78-2	2-Amino-4,6-dinitrotoluene	-	1.2E+01	-	1.2E+02	ND	0.100	U	0.100	0.100	U	0.100	0.00026	U	0.00026
		USEPA	USEPA	USEPA	USEPA										
		Region 9	Region 9	Region 9	Region 9	99th									
		Combined	Combined	Combined	Combined	Percentile									
		Cancer Risk	Chronic	Cancer Risk	Chronic	Background									
		1.00E-06	(HQ=1)	1.00E-06	(HQ=1)	Soil	ITB-020-B			ITB-020-C			ER041307		
		Residential	Residential	Residential	Industrial	Conc.									
		Soil[1]	Soil[1]	Soil[1]	Soil[1]	Range*	mg/kg			mg/kg			mg/L		
CAS No.	Units	mg/kg	mg/kg	mg/kg	mg/kg	mg/kg	Result	Q	DL	Result	Q	DL	Result	Q	DL
7440-38-2	Arsenic	6.2E-02	2.2E+01	2.5E-01	2.6E+02	ND - 23.2	1.9		1.5	1.3	J	1.7	0.020	U	0.020
7440-39-3	Barium	-	5.4E+03	-	6.7E+04	ND - 596	117		0.37	93.4		0.42	1.6	J	0.005
7440-43-9	Cadmium	-	3.7E+01	-	4.5E+02	ND - 10.6	0.44	U	0.44	0.5	U	0.5	0.006	U	0.006
7440-47-3	Chromium	2.1E+02	-	4.5E+02	1.5E+05	ND - 144	12.1		0.37	9.9		0.42	1.3	J	0.005
7439-92-1	Lead	-	1.5E+02	-	8.0E+02	ND - 348	304	N	0.73	173	N	0.83	0.010	U	0.010
7782-49-2	Selenium	-	3.9E+02	-	5.1E+03	ND - 25.0	0.71	J	1.5	0.66	J	1.7	2.9	J	0.020
7440-22-4	Silver	-	3.9E+02	-	5.1E+03	ND - 10.0	0.37	U	0.37	0.42	U	0.42	0.005	U	0.005
7439-97-6	Mercury	-	2.3E+01	-	3.1E+02	ND - 0.70	0.011	J	0.028	0.009	J	0.031	0.0002	U	0.0002

[1] = Most stringent value among carcinogenic and/or non-carcinogenic effects.
Q - Data Qualifier U - Non-detect
DL - Detection Limit J - Estimated Value
NA - Not Analyzed

Beaumont Site 1 - Clearance Phase 2007
Explosives and RCRA Metals Soil Analysis Results

	Tetra Tech Sample I.D.	USEPA	USEPA	USEPA	USEPA		I-T8CU-C			ER041707			I-CONF2-C		
	Laboratory I.D.	Region 9	Region 9	Region 9	Region 9	99th	704132-006-007-1/1			704132-005-002-1/1			706114-002-003-1/2		
	Sampling Date	Combined	Combined	Combined	Combined	Percentile	04/17/07			04/17/07			06/18/07		
	Depth	Cancer Risk	Chronic	Cancer Risk	Chronic	Background	0-3 Inches			Not Applicable			0-3 Inches		
	% Solids	1.00E-06	(HQ=1)	1.00E-06	(HQ=1)	Soil	95			Not Applicable			95		
		Residential	Residential	Industrial	Industrial	Conc.									
		Soil	Soil[1]	Soil	Soil	Range									
	Units	mg/kg	mg/kg	mg/kg	mg/kg	mg/kg	mg/kg			mg/L			mg/kg		
CAS No.							Result	Q	DL	Result	Q	DL	Result	Q	DL
99-65-0	1,3-Dinitrobenzene	-	6.1E+00	-	6.2E+01	ND	0.099	U	0.099	0.00026	U	0.00026	0.099	U	0.099
121-14-2	2,4-Dinitrotoluene	-	1.2E+02	-	1.2E+03	ND	0.099	U	0.099	0.00026	U	0.00026	0.099	U	0.099
606-20-2	2,6-Dinitrotoluene	-	6.1E+01	-	6.2E+02	ND	0.099	U	0.099	0.00026	U	0.00026	0.099	U	0.099
98-95-3	Nitrobenzene	-	2.0E+01	-	1.0E+02	ND	0.099	U	0.099	0.00026	U	0.00026	0.099	U	0.099
99-35-4	1,3,5-Trinitrobenzene	-	1.8E+03	-	1.8E+04	ND	0.099	U	0.099	0.00026	U	0.00026	0.099	U	0.099
118-96-7	2,4,6-Trinitrotoluene	1.6E+01	3.1E+01	5.7E+01	3.1E+02	ND	0.099	U	0.099	0.00026	U	0.00026	0.099	U	0.099
2691-41-0	HMX	-	3.1E+03	-	3.1E+04	ND	2.5		0.200	0.00052	U	0.00052	0.200	U	0.200
121-82-4	RDX	4.4E+00	1.8E+02	1.6E+01	1.8E+03	ND	19		0.200	0.00052	U	0.00052	1.9	U	0.200
479-45-8	Tetryl	-	6.1E+02	-	6.2E+03	ND	0.200	U	0.200	0.00052	U	0.00052	0.200	U	0.200
88-72-2	2-Nitrotoluene	-	7.3E+02	-	3.7E+03	ND	0.200	U	0.200	0.00052	U	0.00052	0.200	U	0.200
99-08-1	3-Nitrotoluene	8.8E-01	3.7E+02	2.2E+00	1.8E+03	ND	0.200	U	0.200	0.00052	U	0.00052	0.200	U	0.200
99-99-0	4-Nitrotoluene	1.2E+01	3.7E+02	3.0E+01	1.8E+03	ND	0.200	U	0.200	0.00052	U	0.00052	0.200	U	0.200
19406-51-0	4-Amino-4,6-dinitrotoluene	-	1.2E+01	-	1.2E+02	ND	0.099	U	0.099	0.00026	U	0.00026	0.099	U	0.099
35572-78-2	2-Amino-4,6-dinitrotoluene	-	1.2E+01	-	1.2E+02	ND	0.099	U	0.099	0.00026	U	0.00026	0.099	U	0.099
		USEPA	USEPA	USEPA	USEPA										
		Region 9	Region 9	Region 9	Region 9	99th	I-T8CU-C			ER041707			I-CONF2-C		
		Combined	Combined	Combined	Combined	Percentile									
		Cancer Risk	Chronic	Cancer Risk	Chronic	Background									
		1.00E-06	(HQ=1)	1.00E-06	(HQ=1)	Soil									
		Residential	Residential	Residential	Industrial	Conc.									
		Soil[1]	Soil[1]	Soil[1]	Soil[1]	Range*	mg/kg			mg/L			mg/kg		
CAS No.	Units	mg/kg	mg/kg	mg/kg	mg/kg	mg/kg	Result	Q	DL	Result	Q	DL	Result	Q	DL
7440-38-2	Arsenic	6.2E-02	2.2E+01	2.5E-01	2.6E+02	ND - 23.2	1.8		1.6	0.020	U	0.020	NA		
7440-39-3	Barium	-	5.4E+03	-	6.7E+04	ND - 596	140		0.4	1.8	J	0.005	NA		
7440-43-9	Cadmium	-	3.7E+01	-	4.5E+02	ND - 10.6	0.48	U	0.48	0.006	U	0.006	NA		
7440-47-3	Chromium	2.1E+02	-	4.5E+02	1.5E+05	ND - 144	10.3		0.4	0.005	U	0.005	NA		
7439-92-1	Lead	-	1.5E+02	-	8.0E+02	ND - 348	7.3	N	0.8	0.010	U	0.010	NA		
7782-49-2	Selenium	-	3.9E+02	-	5.1E+03	ND - 25.0	0.77	J	1.6	0.020	U	0.020	NA		
7440-22-4	Silver	-	3.9E+02	-	5.1E+03	ND - 10.0	0.4	U	0.4	0.005	U	0.005	NA		
7439-97-6	Mercury	-	2.3E+01	-	3.1E+02	ND - 0.70	0.008	J	0.027	0.060	J	0.0002	NA		

[1] = Most stringent value among carcinogenic and/or non-carcinogenic effects.

Q - Data Qualifier U - Non-detect

DL - Detection Limit J - Estimated Value

NA - Not Analyzed

Beaumont Site 1 - Clearance Phase 2007
Explosives and RCRA Metals Soil Analysis Results

	Tetra Tech Sample I.D.	USEPA	USEPA	USEPA	USEPA		ER061807		
	Laboratory I.D.	Region 9	Region 9	Region 9	Region 9	99th	706114-001-001-1/2		
	Sampling Date	Combined	Combined	Combined	Combined	Percentile	06/18/07		
	Depth	Cancer Risk	Chronic	Cancer Risk	Chronic	Background	Not Applicable		
	% Solids	1.00E-06	(HQ=1)	1.00E-06	(HQ=1)	Soil	Not Applicable		
		Residential	Residential	Industrial	Industrial	Conc.			
		Soil	Soil[1]	Soil	Soil	Range			
	Units	mg/kg	mg/kg	mg/kg	mg/kg	mg/kg	mg/L		
CAS No.							Result	Q	DL
99-65-0	1,3-Dinitrobenzene	-	6.1E+00	-	6.2E+01	ND	0.00026	U	0.00026
121-14-2	2,4-Dinitrotoluene	-	1.2E+02	-	1.2E+03	ND	0.00026	U	0.00026
606-20-2	2,6-Dinitrotoluene	-	6.1E+01	-	6.2E+02	ND	0.00026	U	0.00026
98-95-3	Nitrobenzene	-	2.0E+01	-	1.0E+02	ND	0.00026	U	0.00026
99-35-4	1,3,5-Trinitrobenzene	-	1.8E+03	-	1.8E+04	ND	0.00026	U	0.00026
118-96-7	2,4,6-Trinitrotoluene	1.6E+01	3.1E+01	5.7E+01	3.1E+02	ND	0.00026	U	0.00026
2691-41-0	HMX	-	3.1E+03	-	3.1E+04	ND	0.00052	U	0.00052
121-82-4	RDX	4.4E+00	1.8E+02	1.6E+01	1.8E+03	ND	0.00052	U	0.00052
479-45-8	Tetryl	-	6.1E+02	-	6.2E+03	ND	0.00052	U	0.00052
88-72-2	2-Nitrotoluene	-	7.3E+02	-	3.7E+03	ND	0.00052	U	0.00052
99-08-1	3-Nitrotoluene	8.8E-01	3.7E+02	2.2E+00	1.8E+03	ND	0.00052	U	0.00052
99-99-0	4-Nitrotoluene	1.2E+01	3.7E+02	3.0E+01	1.8E+03	ND	0.00052	U	0.00052
19406-51-0	4-Amino-4,6-dinitrotoluene	-	1.2E+01	-	1.2E+02	ND	0.00026	U	0.00026
35572-78-2	2-Amino-4,6-dinitrotoluene	-	1.2E+01	-	1.2E+02	ND	0.00026	U	0.00026
		USEPA	USEPA	USEPA	USEPA				
		Region 9	Region 9	Region 9	Region 9	99th			
		Combined	Combined	Combined	Combined	Percentile			
		Cancer Risk	Chronic	Cancer Risk	Chronic	Background			
		1.00E-06	(HQ=1)	1.00E-06	(HQ=1)	Soil	ER061807		
		Residential	Residential	Residential	Industrial	Conc.			
		Soil[1]	Soil[1]	Soil[1]	Soil[1]	Range*	mg/L		
CAS No.	Units	mg/kg	mg/kg	mg/kg	mg/kg	mg/kg	Result	Q	DL
7440-38-2	Arsenic	6.2E-02	2.2E+01	2.5E-01	2.6E+02	ND - 23.2	NA		
7440-39-3	Barium	-	5.4E+03	-	6.7E+04	ND - 596	NA		
7440-43-9	Cadmium	-	3.7E+01	-	4.5E+02	ND - 10.6	NA		
7440-47-3	Chromium	2.1E+02	-	4.5E+02	1.5E+05	ND - 144	NA		
7439-92-1	Lead	-	1.5E+02	-	8.0E+02	ND - 348	NA		
7782-49-2	Selenium	-	3.9E+02	-	5.1E+03	ND - 25.0	NA		
7440-22-4	Silver	-	3.9E+02	-	5.1E+03	ND - 10.0	NA		
7439-97-6	Mercury	-	2.3E+01	-	3.1E+02	ND - 0.70	NA		

[1] = Most stringent value among carcinogenic and/or non-carcinogenic effects.
Q - Data Qualifier U - Non-detect
DL - Detection Limit J - Estimated Value
NA - Not Analyzed

APPENDIX H

RADIALOGICAL SCREENING REPORTS

November 27, 2006

Ms. Carol Hutley, P.E.
Tetra Tech EC, Inc.
12100 NE 195th Street, Suite 200
Bothell, WA 98011

RE: Radiological Screening Survey

Dear Ms. Hutley:

On November 21, 2006, a radiological screening survey was performed at the former Lockheed Martin testing site in Beaumont, CA. Included in the survey were three 16mm penetrators along with various munitions and explosives of concern (MEC) contained in four 5-gallon buckets. The purpose of the survey was to determine whether the items contained depleted uranium (DU). Each piece of metal was scanned over 100% of its accessible surface area with a 100cm^2 beta scintillation probe looking for beta emissions from Uranium-238 daughters. The two main daughters are Thorium-234 and Protactinium-234m producing beta emissions of 0.188 and 2.28 MeV respectively.

Prior to the survey, the meter was response tested using a Technicium-99 check source to ensure the equipment was operating properly. Ten background measurements were performed at the scanning location to quantify the natural radiation levels. Any items scanned that had radiation levels distinguishable from background (greater than the minimum detectable concentration of the instrument) would be considered to contain DU.

All of the items scanned had radiation levels that were indistinguishable from background confirming they do not contain depleted uranium. Scanning surveys were performed using the guidance in Philotechnics Standard Operating Procedure, HP-WM-01 – Radiation Surveys.

Sincerely,

Robert Trimble, M.S.
Health Physicist

Philotechnics, Ltd.
7676 Hazard Center Drive, Suite 500
San Diego, CA 92108
Phone: 619.497.2682 • Fax: 619.497.2666
Email: rstrimble@philotechnics.com

PHILOTECHNICS

May 18, 2007

Ms. Carol Hutley, P.E.
Tetra Tech EC, Inc.
12100 NE 195th Street, Suite 200
Bothell, WA 98011

RE: Radiological Screening Survey

Dear Ms. Hutley:

On May 10, 2007, a radiological screening survey was performed at the former Lockheed Martin testing site in Beaumont, CA. Included in the survey were: A five-gallon bucket with approximately 300 pieces of various scrap munitions and explosives of concern (MEC), a one-gallon Ziploc bag containing twenty five pieces of 30mm penetrators, a one-gallon Ziploc bag containing two nose pieces, a one-gallon Ziploc bag containing four 30mm projectiles, a five-gallon bucket with approximately twenty 30mm projectiles and a 5-gallon bucket containing approximately fifty 27.5mm and 30mm nose pieces. The purpose of the survey was to determine whether any of the items contained depleted uranium (DU). Each piece was scanned over 100% of its accessible surface area with a 100cm^2 beta scintillation probe looking for beta emissions from Uranium-238 daughters. The two main daughters are Thorium-234 and Protactinium-234m producing emissions of 0.188 and 2.28 MeV respectively.

Prior to the survey, the meter was response tested using a Technicium-99 check source. Ten background measurements were performed at the scanning location to quantify the natural radiation levels. Any items scanned that had radiation levels distinguishable from background (greater than the minimum detectable concentration of the instrument) would be considered to contain DU.

All of the items scanned had radiation levels that were indistinguishable from background confirming they do not contain depleted uranium. Scanning surveys were performed using the guidance in Philotechnics Standard Operating Procedure, HP-WM-01 – Radiation Surveys.

Sincerely,

Robert Trimble, M.S.
Health Physicist

Philotechnics, Ltd.
7676 Hazard Center Drive, Suite 500
San Diego, CA 92108
Phone: 619.497.2682 • Fax: 619.497.2666
Email: rstrimble@philotechnics.com

APPENDIX I

METALLURIGIC TEST RESULTS

Centrum
Analytical
Laboratories, Inc.
CERTIFIED HAZARDOUS WASTE TESTING MOBILE & IN HOUSE LABORATORIES

Client:	Tetra Tech, Inc. 348 W. Hospitality Lane, Ste. 100 San Bernardino, CA 92408-3216	Date Sampled: Date Received: Job Number:	11/27-28/06 11/28/06 28947

Project: Beaumont Site 1 - MEC Investigation

CASE NARRATIVE

The following information applies to samples which were received on 11/28/06:

The samples were received at the laboratory at ambient temperature. All sample containers were intact.

Unless otherwise noted below, the Quality Control acceptance criteria were met for all samples for every analysis requested. The date of issue for this report is 12/01/06.

Note:
Samples were in a form that did not allow sample aliquots of the proper size to be taken. In all cases the entire sample was placed in a flask and digested in acid according to standard EPA protocols. In some cases this did not allow the digestion of the entire sample, or in some cases did not appear to have any effect on the samples. Two of the samples reacted violently.

Due to this, the samples were not analyzed on a quantitative bases. The data presented represents the resulting digestate and reflects the relative proportions of metals in the samples.

The Tungsten Projectile sample did not appear to digest with the acid. This is what would be expected with pure tungsten.

This report is a re-issue. The data herein is a revised reporting of the results for these analyses and supersedes any other version issued previously. The date of re-issue is 12/04/06.

Report approved by:

Robert R. Clark, PhD
President

ELAP Lab# 2419, 2479, 2527, 2373, 2562

RL: Reporting Limit -- The lowest level at which the compound can be reliably detected under normal laboratory conditions.
ND: Not Detected -- The compound was analyzed for, but was not found to be present at or above the Reporting Limit.
NA: Not Analyzed -- This compound was not on the list of compounds requested for analysis.

951•779•0310 or 800•798•9336 fax 951•779•0344
www.centrum-labs.com 1401 Research Park Drive, Suite 100, Riverside, CA 92507

Centrum Analytical Laboratories, Inc.

Metals by EPA 6010B

Client:	Tetra Tech, Inc.	Date Sampled:	11/27-28/06
Project:	Beaumont Site 1 - MEC Investigation	Date Received:	11/28/06
Job No:	28947	Date Digested:	11/29/06
Matrix:	Solid	Date Analyzed:	11/29 - 12/01/06
Analyst:	TLB	Batch Number:	6010S3819

		Sample ID:	Method Blank	Tungsten Projectile	20 mm Zinc Tip	Berm Frag 1	Berm Frag 2	Base Plate
Metals	**Method**		mg/L*	mg/L*	mg/L*	mg/L*	mg/L*	mg/L*
Antimony	6010B		ND	ND	ND	ND	ND	ND
Arsenic	6010B		ND	ND	**0.110**	ND	ND	**0.341**
Barium	6010B		ND	**0.107**	**0.263**	**0.355**	**0.053**	**0.287**
Beryllium	6010B		ND	ND	ND	**0.074**	ND	ND
Cadmium	6010B		ND	ND	**9.23**	ND	ND	**0.523**
Chromium	6010B		ND	**0.234**	**1.25**	**19.0**	**8.77**	**1.04**
Cobalt	6010B		ND	**2.24**	**29.0**	ND	ND	ND
Copper	6010B		ND	**0.324**	**432**	**188**	**14.8**	**35,200**
Lead	6010B		ND	ND	**18.3**	**0.357**	**0.176**	**3.54**
Molybdenum	6010B		ND	ND	ND	ND	ND	ND
Nickel	6010B		ND	**18.6**	**3,070**	**1.22**	**0.342**	ND
Selenium	6010B		ND	ND	ND	ND	ND	ND
Silver	6010B		ND	ND	ND	ND	ND	**2.76**
Thallium	6010B		ND	ND	ND	ND	ND	ND
Vanadium	6010B		ND	ND	ND	**0.601**	ND	ND
Zinc	6010B		ND	**1.59**	**4,080**	**996**	**6.00**	**4,160**
Aluminum	6010B		ND	**3.21**	**3,940**	**14,600**	**6,060**	**535**
Iron	6010B		ND	**27.2**	**87.3**	**27.4**	**6.00**	**18.8**
Manganese	6010B		ND	**0.720**	**1.40**	**6.48**	**16.4**	**0.846**
Titanium	6010B		ND	**0.155**	**1.36**	**5.31**	**2.54**	**1.75**
Calcium	6010B		ND	**7.57**	**9.38**	**1.97**	**1.34**	**22.6**
Magnesium	6010B		ND	**3.53**	**27.7**	**379**	**59.6**	**12.1**
Sodium	6010B		ND	ND	**10.3**	**2.00**	**1.07**	**2.02**
Tungsten	6010B		ND	**15.1**	**66.3**	**20.8**	ND	**53.0**

*Results reported in mg/L in the digestate obtained. See note on the Case Narrative.

Centrum Analytical Laboratories, Inc.

QC Sample Report - Metals by EPA 6010B

Matrix: Soil

Metals by EPA 6010B

Batch Number: 6010S3819

Spike Sample ID: Laboratory Control Sample

MS/MSD Sample ID: 28948-2

Analytical Notes:

	Batch Accuracy Results				Batch Precision Results				
Compound	Spike Concentration (mg/Kg)	Spike Sample % Recovery	% Recovery Acceptance Limits	Pass/Fail	MS Sample Result (mg/Kg)	MSD Sample Result (mg/Kg)	Relative Percent Difference (RPD)	RPD Acceptance Limit	Pass/Fail
Antimony	50	**121**	75 - 125	**Pass**	54.39	57.62	**6%**	20%	**Pass**
Arsenic	50	**97**	75 - 125	**Pass**	41.42	42.98	**4%**	20%	**Pass**
Barium	50	**99**	75 - 125	**Pass**	116.8	116.5	**0%**	20%	**Pass**
Beryllium	50	**98**	75 - 125	**Pass**	46.07	47.68	**3%**	20%	**Pass**
Cadmium	50	**98**	75 - 125	**Pass**	45.24	46.33	**2%**	20%	**Pass**
Chromium	50	**97**	75 - 125	**Pass**	59.11	55.49	**6%**	20%	**Pass**
Cobalt	50	**97**	75 - 125	**Pass**	50.90	52.08	**2%**	20%	**Pass**
Copper	50	**104**	75 - 125	**Pass**	65.61	66.52	**1%**	20%	**Pass**
Lead	50	**100**	75 - 125	**Pass**	50.78	53.46	**5%**	20%	**Pass**
Molybdenum	50	**96**	75 - 125	**Pass**	43.53	45.28	**4%**	20%	**Pass**
Nickel	50	**99**	75 - 125	**Pass**	56.76	55.86	**2%**	20%	**Pass**
Selenium	50	**95**	75 - 125	**Pass**	42.75	44.24	**3%**	20%	**Pass**
Silver	50	**89**	75 - 125	**Pass**	42.70	43.68	**2%**	20%	**Pass**
Thallium	50	**95**	75 - 125	**Pass**	44.70	45.82	**2%**	20%	**Pass**
Vanadium	50	**95**	75 - 125	**Pass**	73.81	72.57	**2%**	20%	**Pass**
Zinc	50	**105**	75 - 125	**Pass**	99.45	99.90	**0%**	20%	**Pass**
Iron	50	**108**	75 - 125	**Pass**	16420	15760	**4%**	20%	**Pass**
Manganese	50	**97**	75 - 125	**Pass**	316.1	314.3	**1%**	20%	**Pass**

MS: Matrix Spike
MSD: Matrix Spike Duplicate
LCS: Laboratory Control Sample
LCSD: Laboratory Control Sample Duplicate

Centrum Analytical Laboratories, Inc.

General Chemistry

Client:	Tetra Tech, Inc.	Date Sampled:	11/27-28/06
Project:	Beaumont Site 1 - MEC Investigation	Date Received:	11/28/06
Job No.:	28947		
Matrix:	Solid		
Analyst:	TLB		

Analysis:	Density
Method Number:	
Sample ID	gm/ml
Tungsten Projectile	**17.6**
Date Analyzed:	12/04/06
QC Batch # :	Density0004

Centrum Analytical Laboratories, Inc.

QC Sample Report - General Chemistry

Matrix: Solid

Batch Number: Density0004

Sample Duplicate ID: Tungsten Projectile

Analysis	Sample Result (mg/Kg)	Sample Duplicate Result (mg/Kg)	Relative Percent Difference (RPD)	RPD Acceptance Limit	Pass/Fail
Density	17.57	17.58	**0%**	20%	**Pass**

Analytical Notes:

TETRA TECH, INC.
348 W. Hospitality Lane, Suite 100
San Bernardino, California 92408
Telephone: (909) 381-1674
FAX: (909) 889-1391

SHIP TO: Centrum **RUSH**

CHAIN OF CUSTODY RECORD

CENTRUM: 28947

DATE 11/28/06 PAGE 1 OF 1

CLIENT: Lockheed Martin
PROJECT NAME: Beaumont Site 1 - MEC Investigation
PROJECT MANAGER: Brenda Meyer
TC #: 18595-03
SAMPLERS (Signatures)

LINE ITEM	SAMPLE NO.	DATE	TIME	Metals Analysis by 6000/7000 Series Methods	FILTERED/UNFILTERED	MATRIX TYPE	CONTAINER TYPE	NUMBER OF CONTAINERS	PRESERVATIVE	OBSERVATIONS/COMMENTS
1.	Tungsten Projectile	11/27/06	8:00	X	—	O	P	1	NR	
2.	20 mm Zinc Tip	11/28/06	11:30	X	—	O	P	1	NR	Analyze tip only
3.	Berm Frag 1	11/28/06	11:30	X	—	O	P	1	NR	
4.	Berm Frag 2	11/28/06	11:30	X	—	O	P	1	NR	
5.	Base Plate	11/28/06	11:30	X	—	O	P	1	NR	
6.										
7.										
8.										
9.										
10.										#No Hg.

PARAMETERS

TURN-AROUND TIME: 24 Hours

OBSERVATIONS/COMMENTS: Fax Results to (909) 889-1391
Determine type of metal in the munition component

FILTERING:
☐ FILTERED ☐ UNFILTERED

MATRIX TYPE:
S - Soil
M - Sediment
W - Water
O - Other

CONTAINER TYPE:
G - Glass Bottle/Jar
SS - Stainless Steel Sleeve
SB - Brass Sleeve
P - Plastic Bottle/Jar

PRESERVATIVES: (Water Only)
HCL
NR (None required)
NaOH
H_2SO_4

RELINQUISHED BY	SIGNATURE	COMPANY	DATE	TIME	TOTAL NUMBER OF CONTAINERS ON THIS CHAIN OF CUSTODY:
Chris Sundial		TETRA TECH, INC.	11/28/06	13:07	5
RECEIVED BY: JEN IÑIGUEZ	SIGNATURE	COMPANY: CENTRUM	DATE: 11.28.06	TIME: 1307	METHOD OF SHIPMENT/SHIPMENT NO.: Hand Carry
RELINQUISHED BY	SIGNATURE	COMPANY	DATE	TIME	Special Shipping/Handling/Storage Requirements: Tetra Tech will pick up samples after analysis
RECEIVED BY	SIGNATURE	COMPANY	DATE	TIME	

DISTRIBUTION: White and Pink = Tetra Tech, Inc. Canary = Laboratory

X:\GIS\ATT-MISC\COCR.CDR

Centrum
Analytical
Laboratories, Inc.
CERTIFIED HAZARDOUS WASTE TESTING MOBILE & IN HOUSE LABORATORIES

Client:	Tetra Tech, Inc. 348 W. Hospitality Lane, Ste. 100 San Bernardino, CA 92408-3216	Date Sampled: Date Received: Job Number:	11/27-28/06 11/28/06 29014

Project: Beaumont Site 1 - MEC Investigation

CASE NARRATIVE

The following information applies to samples which were received on 11/28/06:

The samples were received at the laboratory at ambient temperature. All sample containers were intact.

The Tungsten by XRF analysis was subcontracted to West Coast Analytical Service. The original report is attached to, but is not part of, this report.

Unless otherwise noted below, the Quality Control acceptance criteria were met for all samples for every analysis requested. The date of issue for this report is 12/27/06.

Report approved by:

Robert R. Clark, PhD
President

ELAP Lab# 2419, 2479, 2527, 2373, 2562

RL: Reporting Limit -- The lowest level at which the compound can be reliably detected under normal laboratory conditions.
ND: Not Detected -- The compound was analyzed for, but was not found to be present at or above the Reporting Limit.
NA: Not Analyzed -- This compound was not on the list of compounds requested for analysis.

951•779•0310 or 800•798•9336 fax 951•779•0344
www.centrum-labs.com 1401 Research Park Drive, Suite 100, Riverside, CA 92507

December 20, 2006

Centrum Analytical Labs
1401 Research Park Dr
Suite 100
Riverside, CA 92507

Attn: Marilu Escher

Job No: 92265 DL

LABORATORY REPORT

Samples Received: One (1) Sample
Date Received: 12/12/2006
Purchase Order No: CREDIT CARD

The sample was analyzed as follows:

Analysis	Page
X-Ray Fluorescence Spectrometry	2 - 3

D.J. Northington, Ph.D.
Technical Director

Michael Shelton
Senior Staff Chemist

This report is to be reproduced in its entirety.

9240 Santa Fe Springs Road • Santa Fe Springs, CA 90670 • Tel: 562.948.2225 Fax: 562.948.5850 • wcas.com

West Coast Analytical Service, Inc.

Centrum Analytical Labs
Attn: Marilu Escher

Job No: 92265
December 20, 2006

X-Ray Fluorescence Spectrometry

The tungsten projectile sample was cut to fit the sample holder then polished using aluminum oxide grinding wheel. The polished sample piece was scanned by XRF for elements on the Periodic Table from boron through uranium (except for oxygen and nitrogen). The semi-quantitative results listed below were calculated based on Fundamental Parameters.

Sample ID: Tungsten Projectile

Element	Weight %
Tungsten	97
Iron	1.0
Nickel	0.69
Silicon	0.19
Cobalt	0.12

Date analyzed: 12/15/06

This report is to be reproduced in its entirety.

Centrum Analytical Labs
Attn: Marilu Escher

Job No: 92265
December 20, 2006

X-Ray Fluorescence Spectrometry

For quality control purposes the standard reference material, NBS 50 B, and the tungsten standard # 41138-Magnaflux were measured the same way as the sample.

Standard Reference Material NBS 50 B

Element	Observed Value	Certified Value
Iron	74	74.8
Tungsten	18	18.05
Chromium	4.3	4.08
Carbon	1.2	0.728
Vanadium	0.98	1.02
Molybdenium	0.51	0.401
Manganese	0.35	0.325
Silicon	0.30	0.294
Copper	0.13	0.11

Date Analyzed: 12/15/06

Tungsten Standard # 41138-Magnaflux

Element	Observed Value	Certified Value
Tungsten	98	98.2
Thorium	1.6	1.8
Aluminum	0.2	NA

Date Analyzed: 12/15/06

This report is to be reproduced in its entirety.

WCAS

CURRENT JN 29014

RUSH

CHAIN OF CUSTODY RECORD

TETRA TECH, INC.
348 W. Hospitality Lane, Suite 100
San Bernardino, California 92408
Telephone: (909) 381-1674
FAX: (909) 889-1391

SHIP TO: Centrum

CENTRUM: ~~28917~~ QD

DATE 11/28/06 PAGE 1 OF 1

CLIENT: Lockheed Martin
PROJECT NAME: Beaumont Site 1 - MEC Investigation
PROJECT MANAGER: Brenda Meyer
TC #: 18595-03
SAMPLERS (Signatures)

PARAMETERS

LINE ITEM	SAMPLE NO.	DATE	TIME	Metals Analysis by 6000/7000 Series + tungsten	Tungsten by XRF	FILTERED/UNFILTERED	MATRIX TYPE	CONTAINER TYPE	NUMBER OF CONTAINERS	PRESERVATIVE
1.	Tungsten Projectile	11/27/06	8:00	X	⊗	—	O	P	1	NR
2.	20 mm Tink Tip	11/28/06	11:30	X		—	O	P	1	NR
3.	Berm Frag 1	11/28/06	11:30	X		—	O	P	1	NR
4.	Berm Frag 2	11/28/06	11:30	X		—	O	P	1	NR
5.	Base Plate	11/28/06	11:30	X		—	O	P	1	NR
6.										
7.										
8.										
9.										
10.										

TURN-AROUND TIME: 24 Hours

OBSERVATIONS/COMMENTS
Fax Results to (909) 889-1391
Determine type of metal in the munition component

Analyze tip only

⊗ added per Mike W. - given from JN 29014 QD

* No Hg.

FILTERING: ☐ FILTERED ☐ UNFILTERED

MATRIX TYPE: S - Soil; M - Sediment; W - Water; O - other

CONTAINER TYPE: G - Glass Bottle/Jar; SS - Stainless Steel Sleeve; SB - Brass Sleeve; P - Plastic Bottle/Jar

PRESERVATIVES: (Water Only) HCL; NaOH; NR (None required); H_2SO_4

RELINQUISHED BY	SIGNATURE	COMPANY	DATE	TIME	TOTAL NUMBER OF CONTAINERS ON THIS CHAIN OF CUSTODY:
Chris Jurdzial		TETRA TECH, INC.	11/28/06	13:07	5
RECEIVED BY	SIGNATURE	COMPANY	DATE	TIME	METHOD OF SHIPMENT/SHIPMENT NO.
JEN IÑIGUEZ		CENTRUM	11.28.06	1307	Hand Carry
RELINQUISHED BY	SIGNATURE	COMPANY	DATE	TIME	Special Shipping/Handling/Storage Requirements: Tetra Tech will pick up samples after analysis
RECEIVED BY	SIGNATURE	COMPANY	DATE	TIME	

X:\GIS\ATT-MISC\COCR.CDR

DISTRIBUTION: White and Pink = Tetra Tech, Inc. Canary = Laboratory

TETRA TECH, INC.
348 W. Hospitality Lane, Suite 100
San Bernardino, California 92408
Telephone: (909) 381-1674
FAX: (909) 889-1391

SHIP TO: E-Max Lab
1835 W. 205th St.
Torrance CA 90501

CHAIN OF CUSTODY RECORD

DATE 6-22-07 PAGE 1 OF 1

CLIENT: Lockheed Martin
PROJECT NAME: Beaumont Site 1 MEC
PROJECT MANAGER: Tom Villeneuve
TC #: 19410-04
SAMPLERS (Signatures): [signature]

TURN-AROUND TIME: 10 Days

PARAMETERS

LINE ITEM	SAMPLE NO.	DATE	TIME	Metal type analysis by XRF														FILTERED/UNFILTERED	MATRIX TYPE	CONTAINER TYPE	NUMBER OF CONTAINERS	PRESERVATIVE	OBSERVATIONS/COMMENTS
1.	Penetrator 1	6/18/07	8:00	X														—	—	P	1	NR	
2.	Penetrator 2	6/18/07	8:00	X														—	—	P	1	NR	
3.	30 mm Base Piece 1	6/18/07	8:00	X														—	—	P	1	NR	
4.	30 mm Base Piece 2	6/18/07	8:00	X														—	—	P	1	NR	
5.	30 mm Base Piece 3	6/18/07	8:00	X														—	—	P	1	NR	
6.	Nose Piece 1	6/18/07	8:00	X														—	—	P	1	NR	
7.	Nose Piece 2	6/18/07	8:00	X														—	—	P	1	NR	
8.																							
9.																							
10.																							

FILTERING: ☐ FILTERED ☐ UNFILTERED

MATRIX TYPE: S - Soil; M - Sediment; W - Water

CONTAINER TYPE: G - Glass Bottle/Jar; SS - Stainless Steel Sleeve; SB - Brass Sleeve; P - Plastic Bottle/Jar

PRESERVATIVES: (Water Only) HCL; NR (None required); NaOH; H_2SO_4

RELINQUISHED BY	SIGNATURE	TETRA TECH, INC.	DATE	TIME	TOTAL NUMBER OF CONTAINERS ON THIS CHAIN OF CUSTODY: 7
Chris Sardzial	[signature]		6-22-07	16:00	
RECEIVED BY	SIGNATURE	COMPANY	DATE	TIME	METHOD OF SHIPMENT/SHIPMENT NO.
Carlos Morales	[signature]	Top Line	6/22/07	5:15	Lab Courrier
RELINQUISHED BY	SIGNATURE	COMPANY	DATE	TIME	Special Shipping/Handling/Storage Requirements: Sample Items must be returned to Tetra Tech after analysis for disposal
RECEIVED BY	SIGNATURE	COMPANY	DATE	TIME	

DISTRIBUTION: White and Pink = Tetra Tech, Inc. Canary = Laboratory

X:\GIS\ATT-MISC\COCR.CDR

TETRA TECH, INC.
348 W. Hospitality Lane, Suite 100
San Bernardino, California 92408
Telephone: (909) 381-1674
FAX: (909) 889-1391

SHIP TO: E-Max Lab
1835 W. 205th St.
Torrance CA 90501

CHAIN OF CUSTODY RECORD

DATE 6-22-07 PAGE 1 OF 1

CLIENT: Lockheed Martin
PROJECT NAME: Beaumont Site 1 MEC
PROJECT MANAGER: Tom Villeneuve
TC #: 19410-04
SAMPLERS (Signatures): [signature]

TURN-AROUND TIME: 10 Days

PARAMETERS

LINE ITEM	SAMPLE NO.	DATE	TIME	Metal type analysis by XRF														FILTERED/UNFILTERED	MATRIX TYPE	CONTAINER TYPE	NUMBER OF CONTAINERS	PRESERVATIVE	OBSERVATIONS/COMMENTS
1.	Penetrator 1	6/18/07	8:00	X														—	—	P	1	NR	
2.	Penetrator 2	6/18/07	8:00	X														—	—	P	1	NR	
3.	30 mm Base Piece 1	6/18/07	8:00	X														—	—	P	1	NR	
4.	30 mm Base Piece 2	6/18/07	8:00	X														—	—	P	1	NR	
5.	30 mm Base Piece 3	6/18/07	8:00	X														—	—	P	1	NR	
6.	Nose Piece 1	6/18/07	8:00	X														—	—	P	1	NR	
7.	Nose Piece 2	6/18/07	8:00	X														—	—	P	1	NR	
8.																							
9.																							
10.																							

FILTERING: ☐ FILTERED ☐ UNFILTERED

MATRIX TYPE: S - Soil; M - Sediment; W - Water

CONTAINER TYPE: G - Glass Bottle/Jar; SS - Stainless Steel Sleeve; SB - Brass Sleeve; P - Plastic Bottle/Jar

PRESERVATIVES: (Water Only) HCL; NR (None required); NaOH; H_2SO_4

RELINQUISHED BY	SIGNATURE	TETRA TECH, INC.	DATE	TIME	TOTAL NUMBER OF CONTAINERS ON THIS CHAIN OF CUSTODY: 7
Chris Sardzial	[signature]		6-22-07	16:00	
RECEIVED BY	SIGNATURE	COMPANY	DATE	TIME	METHOD OF SHIPMENT/SHIPMENT NO.
Carlos Morales	[signature]	Top Line	6/22/07	5:15	Lab Courrier
RELINQUISHED BY	SIGNATURE	COMPANY	DATE	TIME	Special Shipping/Handling/Storage Requirements: Sample Items must be returned to Tetra Tech after analysis for disposal
RECEIVED BY	SIGNATURE	COMPANY	DATE	TIME	

DISTRIBUTION: White and Pink = Tetra Tech, Inc. Canary = Laboratory

X:\GIS\ATT-MISC\COCR.CDR