Semiannual Groundwater Monitoring Report
First Quarter and Second Quarter 2006
Lockheed Martin Corporation, Beaumont Site 1
Beaumont, California



Volume 1 of 2

Prepared for:

LOCKHEED MARTIN

Tetra Tech, Inc.
348 W. Hospitality Lane, Suite 100
San Bernardino, California 92408
TC# 18086-03 / March 2007

Semiannual Groundwater Monitoring Report
First Quarter and Second Quarter 2006
Lockheed Martin Corporation, Beaumont Site 1
Beaumont, California

March 2007
TC 18086-03

Prepared for
Lockheed Martin Corporation
Burbank, California

Prepared by
Tetra Tech, Inc.

Brenda Meyer, P.E.
Deputy Beaumont Program Manager

Paul Michalski, P.G.
Project Geologist



Thomas J. Villeneuve, P.E.
Program Manager

TABLE OF CONTENTS

1.0 INTRODUCTION 1-1
1.1 SITE BACKGROUND 1-1
1.2 PREVIOUS GROUNDWATER MONITORING 1-6
1.3 RECENT ENVIRONMENTAL ACTIVITIES 1-7
1.4 CURRENT GROUNDWATER MONITORING PROGRAM 1-7

2.0 CONCEPTUAL SITE MODEL 2-1
2.1 PHYSICAL SETTING 2-1
2.1.1 Precipitation 2-1
2.1.2 Surface Water 2-1
2.2 GEOLOGY 2-3
2.2.1 Regional Geology 2-3
2.2.2 Local Geology 2-5
2.3 HYDROGEOLOGY 2-14
2.4 DISTRIBUTION OF AFFECTED GROUNDWATER 2-22
2.4.1 Perchlorate 2-24
2.4.2 1,1-DCE 2-24
2.4.3 TCE 2-24
2.4.4 1,4 - Dioxane 2-25

3.0 SUMMARY OF MONITORING ACTIVITIES 3-1
3.1 GROUNDWATER LEVEL MEASUREMENTS 3-1
3.2 SURFACE WATER AND GROUNDWATER SAMPLING 3-1
3.2.1 Proposed and Actual Surface Water and Well Locations Sampled 3-1
3.2.2 Field Sampling Procedures 3-6
3.3 ANALYTICAL DATA QA/QC 3-6
3.4 HABITAT CONSERVATION 3-7

4.0 GROUNDWATER MONITORING RESULTS 4-1
4.1 GROUNDWATER ELEVATIONS 4-1
4.2 GROUNDWATER FLOW 4-11
4.2.1 Horizontal Groundwater Gradients 4-11
4.2.2 Vertical Groundwater Gradients 4-11
4.3 ANALYTICAL DATA SUMMARY 4-11
4.3.1 Data Quality Review 4-17
4.3.2 Tentatively Identified Compounds 4-18
4.4 CHEMICALS OF POTENTIAL CONCERN 4-19
4.4.1 Identification of Chemicals of Potential Concern 4-21
4.4.2 Organic Analytes 4-21
4.4.3 Inorganic Analytes 4-24
4.4.4 Chemicals of Potential Concern Conclusions 4-24
4.5 DISTRIBUTION OF THE PRIMARY CHEMICALS OF POTENTIAL CONCERN 4-24
4.5.1 Perchlorate 4-29
4.5.2 1,1-Dichloroethene 4-31
4.5.3 Trichloroethene 4-31
4.5.4 1,4-Dioxane 4-32
4.5.5 Surface Water 4-33

4.6 GROUNDWATER QUALITY STATISTICAL TEMPORAL TREND ANALYSIS 4-33
4.7 HABITAT CONSERVATION 4-37
5.0 SUMMARY AND CONCLUSIONS 5-1
5.1 FIRST QUARTER AND SECOND QUARTER 2006 WATER QUALITY MONITORING EVENTS 5-1
5.1.1 Groundwater Elevations 5-1
5.1.2 Groundwater Flow and Gradients 5-2
5.1.3 Water Quality 5-2
5.2 PROPOSED CHANGES TO THE MONITORING PROGRAM 5-5
6.0 REFERENCES 6-1
7.0 ACRONYMS 7-1

LIST OF FIGURES

Figure 1-1 Regional Location of Beaumont Site 1 1-2
Figure 1-2 Historical Operational Areas, Site Features, and Conservation Easement 1-3
Figure 1-3 Water Quality Monitoring Locations and Sampling Frequency 1-9
Figure 2-1 Physical Setting 2-2
Figure 2-2 Regional Geology 2-4
Figure 2-3 Cross Section Location Map 2-6
Figure 2-4 Geologic Cross Section A – A' – A" 2-7
Figure 2-5 Geologic Cross Section B – B' 2-8
Figure 2-6 Geologic Cross Section B" – B"' 2-9
Figure 2-7 Geologic Cross Section C – C' 2-10
Figure 2-8 Geologic Cross Section D – D' 2-11
Figure 2-9 Geologic Cross Section E – E' 2-12
Figure 2-10 Alluvium / Shallow Mount Eden Formation and Deeper Mount Eden Formation HSUs 2-16
Figure 2-11 Wet Period (September 2005) Groundwater Contour for Alluvium and Shallow Mount Eden Formation Wells 2-17
Figure 2-12 Dry Period (September 2004) Groundwater Contour for Alluvium and Shallow Mount Eden Formation Wells 2-18
Figure 2-13 Primary COPC Extents for Alluvium and Shallow Mount Eden Formation 2-23
Figure 3-1 Second Quarter 2006 Sample Locations 3-5
Figure 4-1 March 2006 Groundwater Contours for Alluvium and Shallow Mount Eden Formation 4-2
Figure 4-2 June 2006 Groundwater Contours for Alluvium and Shallow Mount Eden Formation 4-3
Figure 4-3 First Quarter 2006 Groundwater Elevation Change 4-6
Figure 4-4 Second Quarter 2006 Groundwater Elevation Change 4-7
Figure 4-5 Alluvial and Shallow Mount Eden Formation Groundwater Elevation vs. Time, with Precipitation Overlay 4-8
Figure 4-6 Deeper Mount Eden Formation Groundwater Elevation vs. Time, with Precipitation Overlay 4-9

Figure 4-7 Groundwater Elevation Comparisons – Shallower and Deeper Screened Wells vs. Time, with Precipitation Overlay 4-10
Figure 4-8 Perchlorate Isoconcentration Map (µg/L) for Alluvium and Shallow Mount Eden Formation 4-25
Figure 4-9 1,1-DCE Isoconcentration Map (µg/L) for Alluvium and Shallow Mount Eden Formation 4-26
Figure 4-10 TCE Isoconcentration Map (µg/L) for Alluvium and Shallow Mount Eden Formation 4-27
Figure 4-11 1,4-Dioxane Isoconcentration Map (µg/L) for Alluvium and Shallow Mount Eden Formation 4-28
Figure 4-12 COPC Distribution Map (µg/L) for Deeper Mount Eden Formation 4-30
Figure 4-13 Second Quarter 2006 Surface Water Primary COPC Sampling Results (µg/L) 4-34
Figure 4-14 Perchlorate Statistical Analysis Summary Results with Overlay Extent for Alluvium and Shallow Mount Eden Formation 4-38
Figure 4-15 1,1-DCE Statistical Analysis Summary Results with Overlay Extent for Alluvium and Shallow Mount Eden Formation 4-39
Figure 4-16 TCE Statistical Analysis Summary Results with Overlay Extent for Alluvium and Shallow Mount Eden Formation 4-40
Figure 4-17 1,4-Dioxane Statistical Analysis Summary Results with Overlay Extent for Alluvium and Shallow Mount Eden Formation 4-41
Figure 4-18 COPC Statistical Analysis Summary Results for Deeper Mount Eden Formation 4-42
Figure 5-1 Proposed Water Quality Monitoring Locations and Sampling frequency 5-8

LIST OF TABLES

Table 2-1 Summary of Precipitation – Beaumont and San Jacinto NWS Monitoring Stations 2-3
Table 2-2 Hydraulic Conductivity (K) Values 2-20
Table 2-3 Chemicals of Potential Concern 2-22
Table 3-1 Sampling Schedule - Second Quarter 2006 3-2
Table 4-1 Groundwater Elevation - First Quarter and Second Quarter 2006 4-4
Table 4-2 Summary of Validated Detected Organic Analytes – Second Quarter 2006 4-12
Table 4-3 Summary of Validated Detected Inorganic Analytes– Second Quarter 2006 4-14
Table 4-4 Summary of Tentatively Identified Compounds In Groundwater Samples - Second Quarter 2006 4-20
Table 4-5 Summary Statistics of Validated Second Quarter 2005 Organic and Inorganic Analytes Detected in Groundwater 4-22
Table 4-6 Groundwater Chemicals of Potential Concern 4-24
Table 4-7 Mann-Kendall Concentration Trend Matrix 4-35
Table 4-8 Summary of Mann – Kendall Trend Analysis 4-37
Table 4-9 Magnitude of Trends Detected 4-44

LIST OF APPENDICES

APPENDIX A Well Construction Summary Table
APPENDIX B Field Data Sheets
APPENDIX C Validated Analytical Results by Method

APPENDIX D Water Level Hydrographs
APPENDIX E Chemicals of Potential Concern Time-Series Graphs
APPENDIX F Laboratory Analytical Data Packages
APPENDIX G Consolidated Data Summary Tables
APPENDIX H Groundwater Quality Statistical Temporal Trend Analysis Data

1.0 INTRODUCTION

This Semiannual Groundwater Monitoring Report (Report) has been prepared by Tetra Tech, Inc. (Tetra Tech), on behalf of Lockheed Martin Corporation (LMC), and presents the results of the First Quarter and Second Quarter 2006 water quality monitoring activities of the Beaumont Site 1 (Site) Groundwater Monitoring Program (GMP). The Site is located south of the City of Beaumont, Riverside County, California (Figure 1-1). Currently, the Site is inactive with the exception of remedial activities performed under Consent Order (88/89-034) and Operation and Maintenance Agreement (O&M Agreement 93/94-025) with the Department of Toxic Substances Control (DTSC). The State of California owns 8,552 acres of the Site and LMC owns the remaining 565 acres (the LMC property is referred to as the conservation easement).

The objectives of this Report are to:

- Present the most current conceptual Site model (CSM),
- Document water quality monitoring procedures and results, and
- Analyze and evaluate the water quality monitoring data generated.

This report also includes Site background information. This Report contains the following sections: Introduction, Conceptual Site Model, Summary of Monitoring Activities, Groundwater Monitoring Results, Summary and Conclusions, References and Acronyms.

1.1 SITE BACKGROUND

The Site is a 9,117-acre parcel located south of Beaumont, California. The Site was primarily used for ranching prior to 1960. From 1960 to 1974, the Site was used by Lockheed Propulsion Company (LPC) for solid rocket motor and ballistics testing (Tetra Tech, 2003a). Activities at the Site also included burning of process chemicals and waste rocket propellants in an area commonly referred to as the burn pit area (BPA).

Nine (9) primary former operational areas have been identified at the Site. A Site historical operational areas and features map is presented as Figure 1-2. Each historical operational area was responsible for various activities associated with rocket motor assembly, testing, and propellant incineration. A brief description of each historical operational area follows:

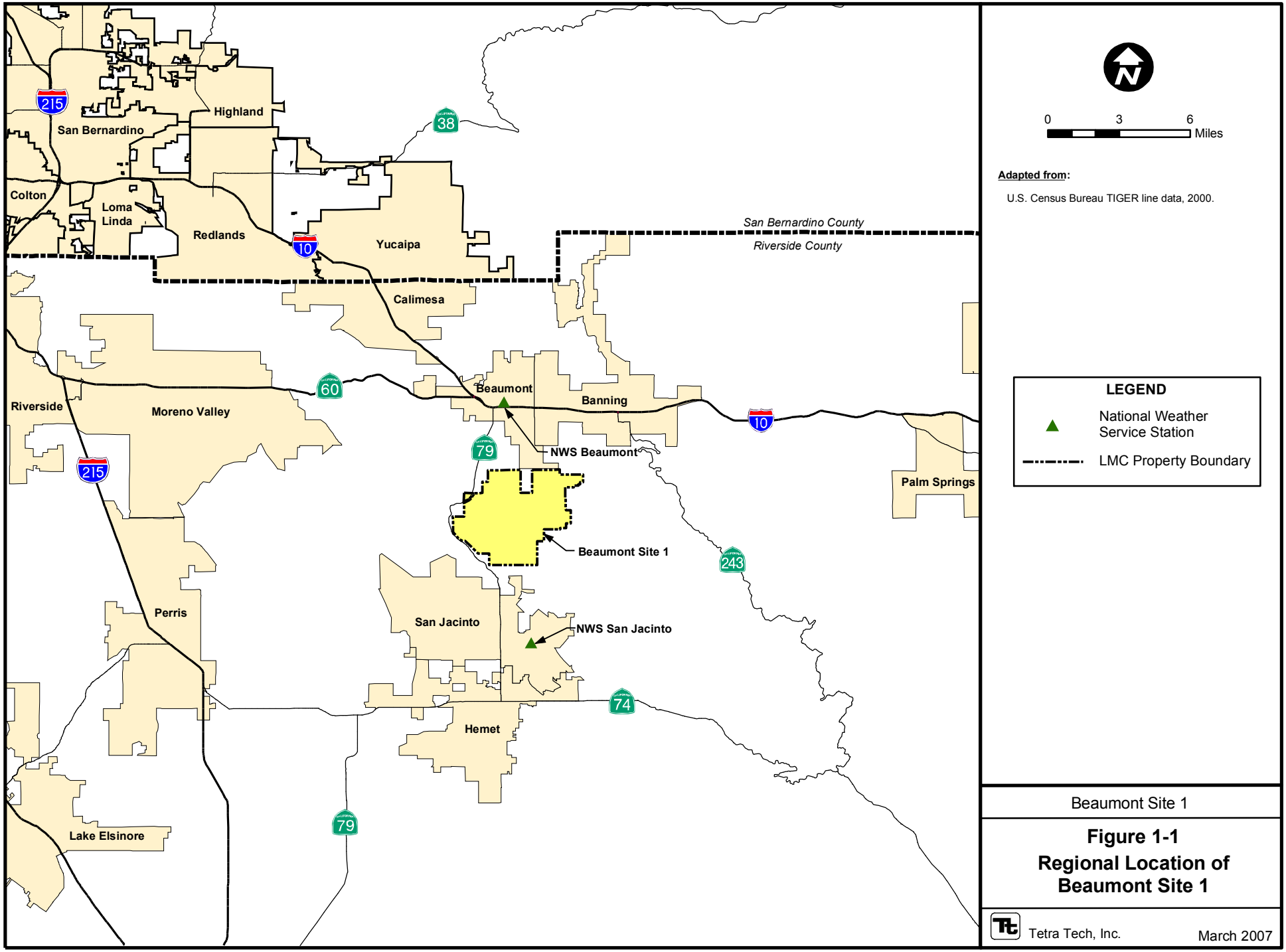
X:\GIS\LOCKHEED 18086-03\2006\REGION.MXD
215
San Bernardino
Highland
38
Colton
Loma Linda
Redlands
10
Yucaipa
San Bernardino County
Riverside County
Calimesa
60
Riverside
Moreno Valley
Beaumont
Banning
10
79
NWS Beaumont
215
Palm Springs
Beaumont Site 1
243
Perris
San Jacinto
NWS San Jacinto
74
Hemet
79
Lake Elsinore
0
3
6
Miles
Adapted from:
U.S. Census Bureau TIGER line data, 2000.
LEGEND
National Weather Service Station
LMC Property Boundary
Beaumont Site 1
Figure 1-1
Regional Location of Beaumont Site 1
Tetra Tech, Inc.
March 2007

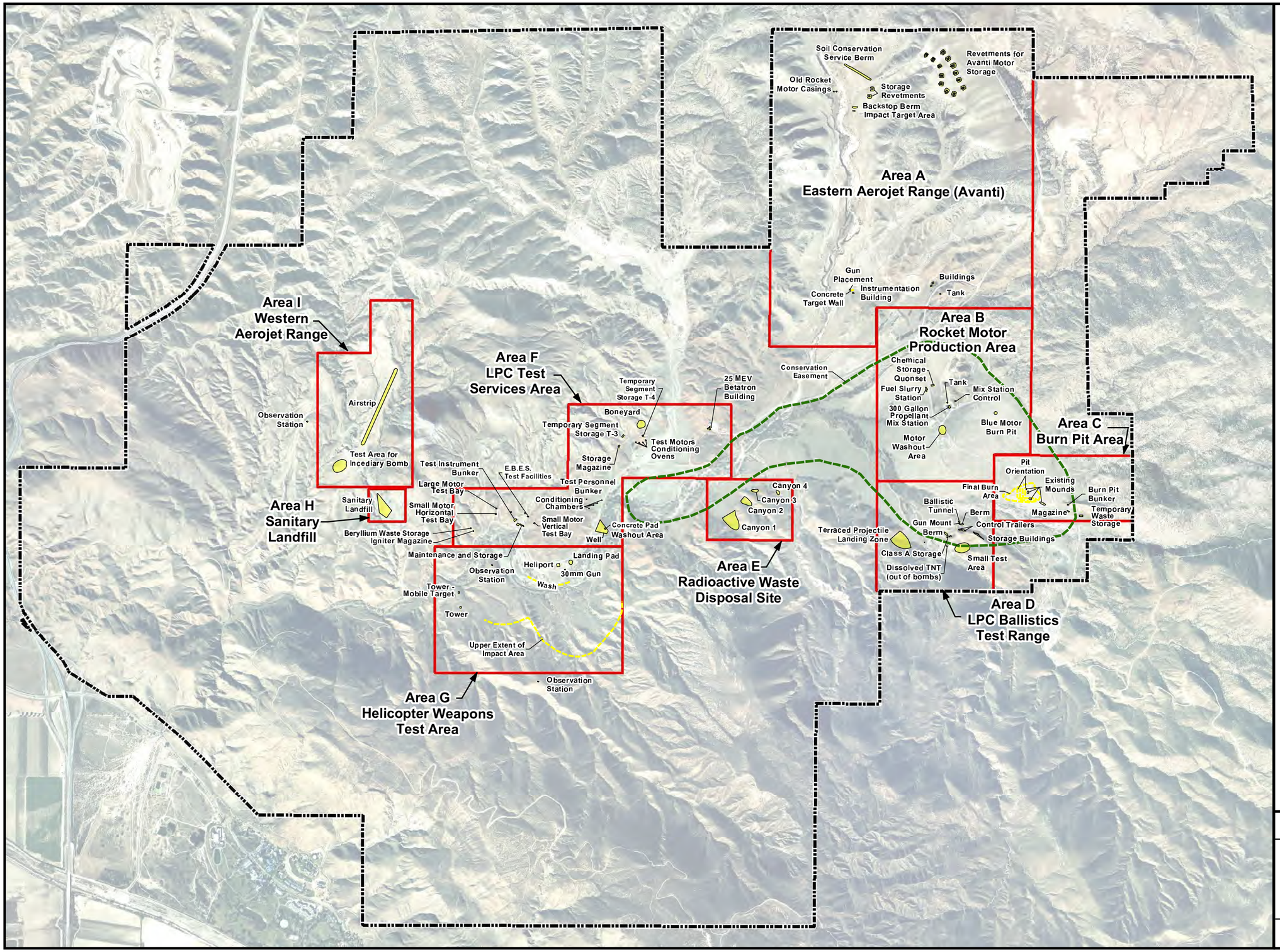

0 1,000 2,000 3,000 Feet

Adapted from: February 2002 aerial photograph.

LEGEND

- Beaumont Site 1 Property Boundary
- Historical Operational Area Boundary
- Conservation Easement

Notes: Beaumont Site 1 property boundary is approximate.

Beaumont Site 1

Figure 1-2
Historical Operational Areas, Site Features, and Conservation Easement

Tetra Tech, Inc. March 2007

X:\GIS\LOCKHEED 18086-03\2006\SITE.MXD

Historical Operational Area B – Rocket Motor Production Area

The Rocket Motor Production Area (RMPA), also known as the Propellant Mixing Area, was used for the processing and mixing of rocket motor solid propellants. The rocket motor production process consisted of: 1) fuel slurry station, 2) mixing station, and 3) cast and curing station.

If a defect was found in the solid propellant mix, the rocket motor was scrapped. The solid propellant was removed from the casings by water jetting at the motor washout located south of the mixing station (Radian, 1986).

In 1973, an area east of the mixing station, known as the blue motor burn pit, was utilized for the destruction of four motors, which included a motor with "Maloy blue" solid propellant (Radian, 1986).

Historical Operational Area C – Burn Pit Area

The BPA consisted of three primary features: 1) chemical storage area, 2) burn pits, and 3) the beryllium test stand. Hazardous waste materials generated at the Site were stored in 55-gallon drums on a concrete pad east of the burn pits at the chemical storage area until enough material was generated for a burning event. The hazardous materials burned in the pits included: ammonium perchlorate, wet propellant from motor washout, dry propellant, batches of out-of-specification propellant, various kinds of adhesives, resin curatives such as polybutadiene acrylonitrile/acrylic acid copolymer, burn rate modifiers such as ferrocene, pyrotechnic and ignition components, packaging materials (e.g., metal drums, plastic bags, and paper drums), and solvents (Radian, 1986).

On the south side of the spur, where the burn pit instrumentation bunker was located, there was a one-time firing of small beryllium research motors (Radian, 1986).

Historical Operational Area D – LPC Ballistics Test Range

The LPC Ballistics Test Range facilities included gun mounts, a ballistic tunnel, and storage buildings and trailers. Guns were tested by firing through the tunnel toward a terraced hill. Live rounds were not used although projectiles were often specially shaped and weighted to simulate actual live rounds (Radian, 1986). Another major project conducted in this area was experimentation on a rocket-assisted projectile to test penetration capability. Additional experiments included impact testing of various motors and pieces of equipment (Radian, 1986).

Class A explosives were reportedly stored in two (2) or three (3) 10-foot by 10-foot buildings located behind a berm. A small canyon behind the hill to the south of the former storage buildings was used as a small test area for incendiary bombs. An incendiary bomb was detonated in the center of drums containing various types of fuel (e.g., jet fuel, gasoline, and diesel) set in circles of different radii to

observe shrapnel and penetration patterns. At a small area near the bend in the road, acetone was used to dissolve 2,4,6-trinitrotoluene (TNT) out of projectiles before they were fired (Radian, 1986).

Historical Operational Area E – Radioactive Waste Disposal Site

During 1971, low-level radioactive waste was buried in one of four canyons southeast of the LPC test services area as reported by former Site employees. In 1990, the radioactive waste was located and removed. The analytical results indicated that detected concentrations were within the range of naturally occurring concentrations (Radian, 1990).

Historical Operational Area F – LPC Test Services Area

The LPC Test Services Area included the following features: 1) three (3) bays for structural load tests, 2) a 13-foot-diameter spherical pressure vessel, 3) six (6) temperature conditioning chambers, 4) five (5) environmental chambers, 5) a 25-million electron volt (MeV) Betatron for X-raying large structures, 6) personnel and instrumentation protection bunkers, and 7) supporting work shops and storage areas (Radian, 1986).

If defects were identified during the integrity and environmental testing activities, the rocket motors were taken to a secondary washout area located south of the conditioning chambers adjacent to Potrero Creek (Radian, 1986).

Rocket motor structural load testing under static and captive firing conditions occurred at the LPC test bays. During several of the initial tests conducted at Bay 309, the readied motor exploded instead of firing (Radian, 1986).

Historical Operational Area G – Helicopter Weapons Test Area

The helicopter weapons test area was used to develop equipment for handling helicopter weapons systems. The facilities within this area included a hanger (Building 302), helicopter landing pad, stationary ground mounted gun platforms, and a mobile target suspended between towers. The primary project at this test area was testing of both stationary guns and guns mounted on helicopters. Experimentation also was performed on the solid propellant portion of an armor-piercing round. The majority of rounds were fired into the side of the creek wash, about 100 yards to the south of the hanger. A longer impact area labeled with distance markers was located in the canyon to the south of the wash. Projectiles were steel only; warheads were not used during tests at this facility (Tetra Tech, 2003a).

Historical Operational Area H – Sanitary Landfill

A permitted sanitary landfill was located along the western side of the Site. The permit for the landfill

permitted LPC to dispose of trash such as paper, scrap metal, concrete, and wood generated during routine daily operations. Lockheed policy strictly dictated that hazardous materials were not to be disposed of at this landfill. The trenches were later covered and leveled, with only an occasional tire, metal scrap, or piece of wood remaining on the surface (Tetra Tech, 2003a).

Historical Operational Area I – Western Aerojet Range

Between 1970 and 1972, Aerojet leased an area along the western (referred to as the Western Aerojet Range) portion of the Site. LPC conducted an incendiary test with a 500-pound bomb at the southwest end of the Western Aerojet Range. This test was reportedly similar to testing performed at the LPC Ballistics Test Area. According to a historical report prepared by Radian in 1986, the Western Aerojet Range was originally leveled to be used as an airstrip (Radian, 1986). Based on employee interviews, the airstrip may have been used only on one occasion (Tetra Tech, 2003a).

Post LPC and Aerojet Facility Usage

LMC leased portions of the Site to several outside parties for use in various activities (Radian, 1986; Tetra Tech, 2003a). The International Union of Operating Engineers (IUOE) utilized the Site from 1971 through 1991 for surveying and heavy equipment training. The main office of the IUOE was formerly located within Bunker 304 of Historical Operational Area F (LPC Test Services Area). The IUOE earth-moving activities involved maintaining roads and reshaping various parts of the Site, primarily within Historical Operational Areas F and G.

On several occasions, General Dynamics utilized Historical Operational Area B (RMPA) for testing activities (Radian, 1986). In 1983 and 1984, General Dynamics conducted weapons testing of a Viper Bazooka and Phalanx Gatling gun.

Structural Composites used the steep terrain of the Site for vehicle rollover tests on a number of occasions. Structural Composites also conducted heat and puncture tests on pressurized fiberglass and plastic reinforced cylinders. The tests involved shooting a single 30-caliber round at the cylinders and recording the result (Radian, 1986).

1.2 PREVIOUS GROUNDWATER MONITORING

Water level measurements have been collected at the Site since 1983 (Tetra Tech, 2003b). Monthly water level measurements were collected between 1991 and 1992. Between 1993 and 1994, water level measurements from wells at the Site were collected periodically. During 1995, water level measurements from wells at the Site were collected on a monthly basis. Quarterly water level measurements were collected between 1996 and 1998, and semiannual water level measurements were collected between

1999 and 2002. From 2003 onward, quarterly water level measurements have been collected.

Water quality monitoring has been conducted at the Site since 1986. A summary of remedial investigations, including associated well installation and monitoring activities, was provided in the *Groundwater Monitoring Well Installation Work Plan* (Tetra Tech, 2006b). Baseline groundwater sampling was performed on 111 wells between February 1993 and March 1993. Since 1993 various subsets of the well network have been sampled at a minimum, semiannually.

1.3 RECENT ENVIRONMENTAL ACTIVITIES

Between November and December 2005, geophysical profiles and surveys were performed at the Site to help in refining the CSM, aid in future groundwater monitoring well placement, and help assess the location of faults mapped in and around the BPA. The profiles were used to determine formation velocities in the vicinity of selected monitoring wells with subsequent comparison of those to data collected during the drilling of each well. The surveys consisted of reflections lines situated so as to cross the locations of published faults (Leighton and Associates, 1983). A description of the geophysical field activities and the results of the geophysical profiles and surveys were provided in the *Groundwater Monitoring Well Installation Work Plan* (Tetra Tech, 2006b).

1.4 CURRENT GROUNDWATER MONITORING PROGRAM

The current groundwater monitoring program, outlined in the *Revised Groundwater Sampling and Analysis Plan* (Tetra Tech, 2003b), includes groundwater level measurements from 109 wells on a quarterly basis and water quality monitoring on 28 wells biennially, 37 wells annually, and 9 wells semiannually. The remaining 35 wells were identified as redundant and are not sampled. In addition to groundwater monitoring, surface water samples are collected, at a minimum, semiannually (during the second and fourth quarters of each year) from up to 10 locations. Groundwater and surface water samples are analyzed for volatile organic compounds (VOCs), perchlorate, and 1,4-dioxane. Selected testing for metals and other emerging contaminants are also performed.

Based on groundwater evaluations described in the *Revised Groundwater Sampling and Analysis Plan* (Tetra Tech, 2003b), Site wells were classified using VOC sampling results based on temporal trends, spatial distribution, and other qualitative criteria. Wells were classified as horizontal extent wells, vertical distribution wells, increasing contaminant trend wells, remedial monitoring wells, guard wells and redundant wells. The primary criterion utilized in determining the sampling frequency was the well classification:

- Horizontal extent wells are used to assess the horizontal extent of chemicals of potential concern (COPC) and their plume shape. These wells are monitored on an annual basis.
- Vertical distribution wells are used to assess the vertical migration of COPC and are monitored on a biennial basis.
- Increasing contaminant trend wells are monitored on an annual basis, however, the relative magnitude of the change and importance of the sampling point is evaluated in determining if an increase in monitoring frequency to semiannual is warranted.
- Guard wells are those wells used as an early warning to detect contaminants for protection of private and municipal wells. Guard wells are also those wells used to monitor possible off-site migration of affected groundwater. These wells are monitored on a semiannual basis.
- Redundant wells are not required to be sampled.
- Active groundwater remedial system wells are monitored on a semiannual basis, during periods of routine (i.e. normal and stable) remediation system operation. More frequent monitoring may be required during system startup.

As part of the GMP for the Site, up to 10 surface water locations are sampled at a minimum, semiannually. Figure 1-3 shows the locations and frequency of groundwater and surface water sampling at the Site and a summary of well construction details is presented in Appendix A.

X:\GIS\LOCKHEED 18086-03\2006\WELLS_SAMPLING.MXD

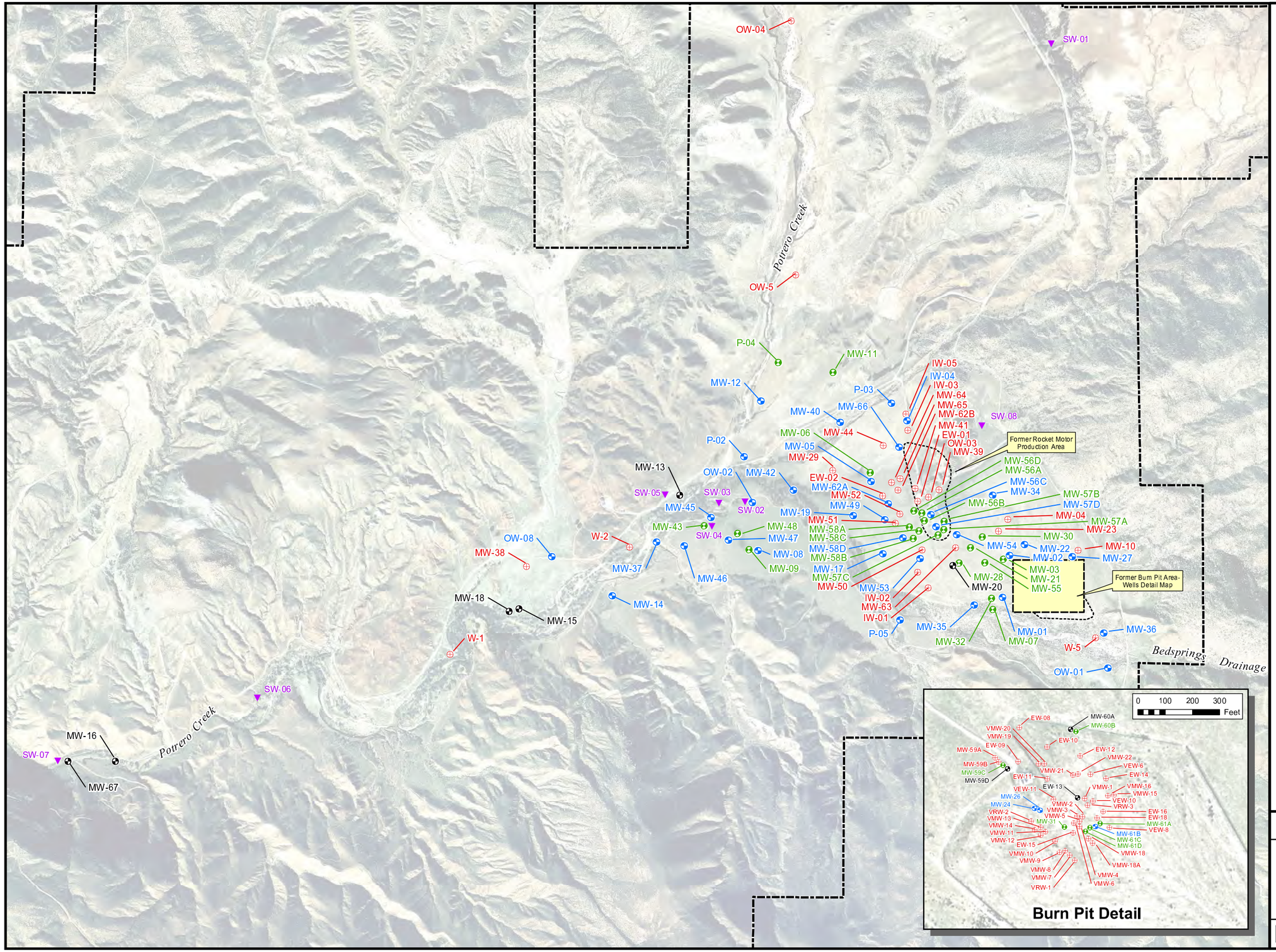

0 1,500 3,000 Feet

Adapted from: February 2002 aerial photograph.

Well locations from Hillwig and Goodrow survey, 2003.

LEGEND

- Beaumont Site 1 Property Boundary
- Surface Water Sampling Point (Sampled at a minimum semiannually)

WELL SAMPLING FREQUENCY

- Semiannual
- Annual
- Biennial
- Redundant (Not Sampled)

Notes:

Beaumont Site 1 property boundary is approximate.

Last Surface Water sampling point (not shown) is generally located downstream along Potrero Creek between SW-07 and property boundary.

First Surface Water Sampling point (not shown) is located on Potrero Creek or Bedsprings Drainage depending on the souce of flow.

Sampling locations in close proximity are modified for presentation.

Beaumont Site 1

Figure 1-3
Water Quality Monitoring Locations and Sampling Frequency

Tetra Tech, Inc. March 2007

2.0 CONCEPTUAL SITE MODEL

The following subsections describe the current CSM based on information available prior to the collection of data presented in this Report. This discussion is divided into four subsections: physical setting, geology, hydrogeology, and distribution of affected groundwater.

2.1 PHYSICAL SETTING

The Site is located south of the city of Beaumont, in a semi-arid region, at the northern end of the Peninsular Ranges Geomorphic Province (Harden, 1998). The Peninsular Ranges Province is dominated by a series of northwest-oriented mountain ranges extending from the Baja California Peninsula north to the Transverse Ranges, near the San Jacinto and San Bernardino Mountains. Locally, the Site is located in a small valley (known as San Jacinto Nuevo y Potrero) in the northeastern foothills of the San Jacinto Mountains (Figure 2-1) [Radian, 1990]. The San Jacinto Nuevo y Potrero valley extends from the San Gorgonio Pass to the San Jacinto Valley and decreases approximately 1,000 feet in elevation from north to south. Southwest of San Jacinto Nuevo y Potrero valley, the topographic gradient of the valley steepens toward Massacre Canyon and flattens out when it reaches the San Jacinto Valley.

2.1.1 Precipitation

Southern California has a Mediterranean climate which is characterized by mild wet-winters and warm dry-summers. The wettest months at the Site are December through March. The Riverside County Flood Control District has two weather stations in the general area of the Site, the Beaumont National Weather Service (NWS) station and the San Jacinto NWS station. The locations of the stations are included in Figure 1-1 and Table 2-1 presents a monthly and annual summary of the precipitation data.

2.1.2 Surface Water

The San Jacinto Nuevo y Potrero valley watershed drains approximately 35 square miles (Tetra Tech, 2002). The valley is roughly triangular in shape, and the valley floor covers approximately 800 acres. The valley is primarily drained by Potrero Creek, an ephemeral stream which follows the valley from north to south before turning southwest to pass through Massacre Canyon toward its convergence with the San Jacinto River. Potrero Creek is fed by local tributary drainage and storm water runoff from the city of Beaumont as well as other ephemeral streams in the southern and eastern portions of the Site. The largest of the tributary drainages is Bedsprings Creek, which is located southwest of the former RMPA and former BPA. In general, creeks are dry except during and immediately after periods of heavy rainfall. However, small springs and seeps occur in Potrero Creek, in the western portion of the Site, west of Massacre Canyon (Figure 2-1).

X:\GIS\LOCKHEED 18086-032006\TOPO.MXD

R1W R1E

T3S T4S

T4S T3S

Unnamed Fault #1

Lawrence Fault

Unnamed Fault #2

Unnamed Fault #3

Bedsprings Fault

Unnamed Fault #5

Former Rocket Motor Production Area

Ponds

Unnamed Fault #6

Former Burn Pit Area

Goetz Fault

Potrero Fault

Unnamed Fault #4

San Jacinto Fault

Lamb Canyon

Massacre Canyon

Potrero Creek

Bedsprings Drainage

Gilman Hot Springs

SAN JACINTO NUEVO Y POTRERO

SAN JACINTO

COLORADO RIVER AQUEDUCT

R1W R1E

0 2,000 4,000 Feet

Adapted from:

USGS 7.5' Topographic Quadrangles, El Casco, Lakeview, San Jacinto, and Beaumont.

Faults from Hydrogeologic Investigations for Water Resources Development, Leighton and Associates, 1983.

LEGEND

- Beaumont Site 1 Property Boundary
- Fault
- Intermittent Creek/Drainage
- Mt. Eden/Alluvium Surface Contact

Note: Beaumont Site 1 property boundary is approximate.

Beaumont Site 1

Figure 2-1
Physical Setting

Tetra Tech, Inc. March 2007

Table 2-1 Summary of Precipitation – Beaumont and San Jacinto NWS Monitoring Stations

Beaumont Site 1

Beaumont NWS Monitoring Station (for the years 1888 - 2005)														
Precipitation (inches)	**Jul.**	**Aug.**	**Sep.**	**Oct.**	**Nov.**	**Dec.**	**Jan.**	**Feb.**	**Mar.**	**Apr.**	**May**	**Jun.**	**Mean Monthly**	**Annual Total**
Mean	0.09	0.23	0.29	0.62	1.17	2.00	2.86	2.91	2.53	1.02	0.53	0.09	1.19	14.20
Median	0.00	0.00	0.00	0.08	0.77	1.40	1.82	2.31	1.61	0.52	0.10	0.00	1.15	13.77
Maximum	2.10	2.80	4.41	6.82	4.99	14.43	18.80	12.81	11.20	9.10	4.83	1.70	3.30	39.60
Minimum	0.00	0.00	0.00	0.00	0.00	0.00	0.00	0.00	0.00	0.00	0.00	0.00	0.00	0.00
San Jacinto NWS Monitoring Station (for the years 1886 - 2005)														
Precipitation (inches)	**Jul.**	**Aug.**	**Sep.**	**Oct.**	**Nov.**	**Dec.**	**Jan.**	**Feb.**	**Mar.**	**Apr.**	**May**	**Jun.**	**Mean Monthly**	**Annual Total**
Mean	0.10	0.20	0.29	0.54	0.95	1.49	2.18	2.14	1.92	0.86	0.36	0.06	0.93	10.96
Median	0.00	0.00	0.00	0.15	0.68	1.09	1.55	1.52	1.40	0.47	0.10	0.00	0.84	10.07
Maximum	1.50	2.32	4.73	5.64	6.47	11.29	13.70	10.30	7.80	6.89	3.40	1.00	2.33	28.00
Minimum	0.00	0.00	0.00	0.00	0.00	0.00	0.00	0.00	0.00	0.00	0.00	0.00	0.00	0.00

Notes:

NWS - National Weather Service.

Numerous springs (as many as 50) were located in the valley prior to construction of the San Jacinto tunnel (located approximately 4,000 feet southeast and 500 feet lower in elevation than the former BPA) [Ransome, 1932; Leighton and Associates, 1983]. It was reported that the number of springs in the valley was significantly reduced following completion of the tunnel in the 1930s.

Currently, there are two man-made ponds at the Site (Figure 2-1). The ponds were constructed in an area of shallow groundwater east of the Potrero Fault and appear to be sustained by a localized upward flow of groundwater within the pond excavations (Radian, 1992; Tetra Tech, 2002).

2.2 GEOLOGY

The following subsections describe the regional and local geology in the area of the Site based on previous investigations and reports.

2.2.1 Regional Geology

Regional geology and stratigraphy in the Site vicinity was mapped by Dibblee (1981) [Figure 2-2]. Geologic units present in the area, from oldest to youngest, include: the Mesozoic granitic/Paleozoic to middle Mesozoic age metasedimentary (Granitic/Metasedimentary) basement complex rocks; sedimentary deposits of the Pliocene to Pleistocene age Mount Eden Formation; overlain by the sedimentary San Timoteo Formation; and Quaternary alluvium (Radian, 1990).

X:\GIS\LOCKHEED 18086-032006\GEOLOGY.MXD

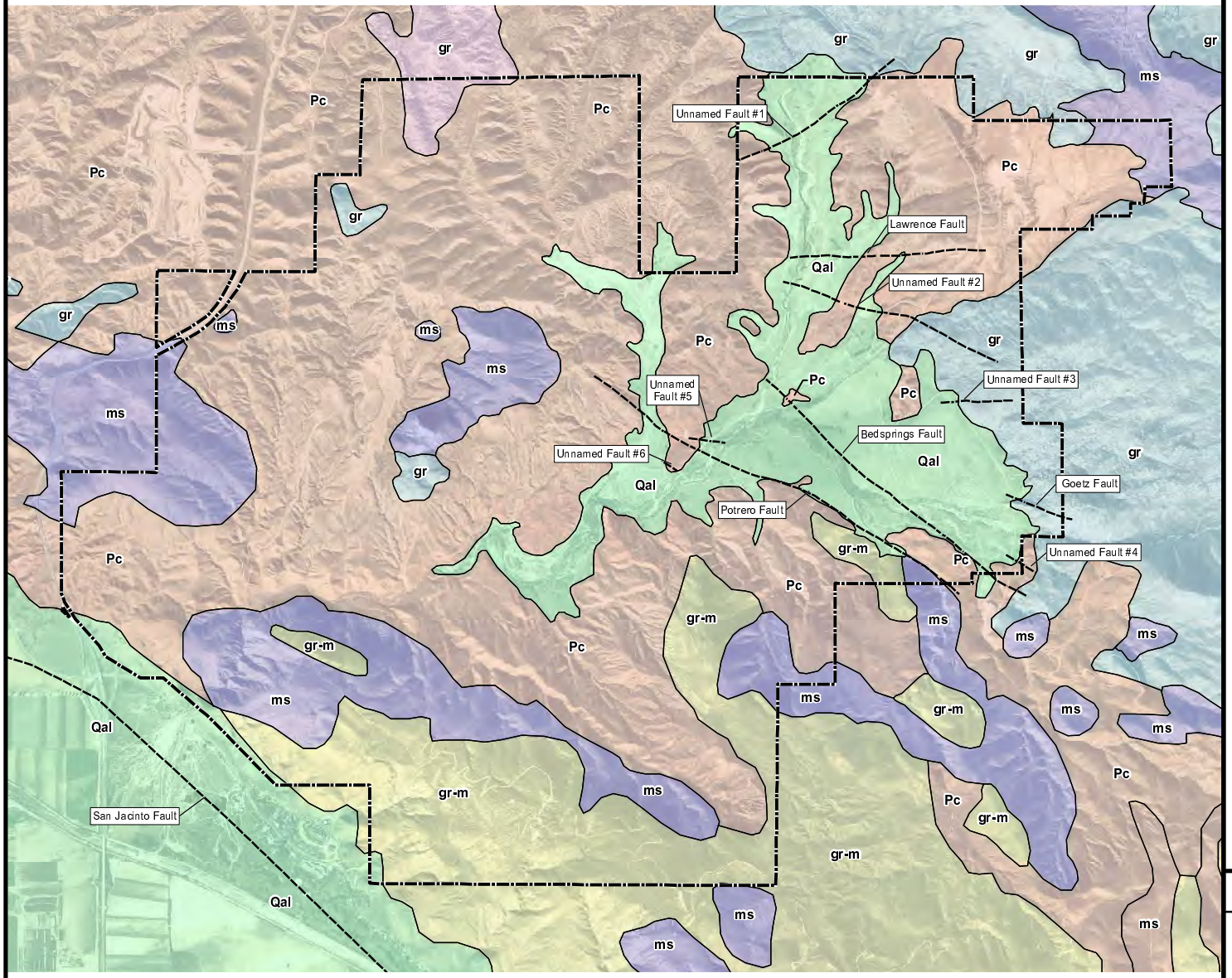

0 2,000 4,000 6,000 Feet

Adapted from:

Geologic Map of California - Santa Ana Sheet
California Division of Mines and Geology, 1966.

Faults from Hydrogeologic Investigations for Water Resources Development, Leighton and Associates, 1983.

LEGEND

- Beaumont Site 1 Property Boundary
- Fault

Geology

- Qal — Alluvium
- Pc — Undivided Pliocene nonmarine
- gr-m — Pre-Cenozoic granitic and metamorphic rocks
- gr — Mesozoic granitic rocks
- ms — Pre-Cretaceous metasedimentary rocks

Note: Beaumont Site 1 property boundary is approximate.

Beaumont Site 1

Figure 2-2

Regional Geology

Tetra Tech, Inc. March 2007

2.2.2 Local Geology

Findings from geologic studies conducted at the Site are consistent with the regional geologic mapping performed by Dibblee (1981). In general, there are three (3) stratigraphic units that exist beneath the Site: Quaternary alluvium, the Mount Eden Formation (weathered and unweathered portions), and the Granitic/Metasedimentary basement complex. The granitic basement complex is not discussed further since it appears at depths greater than 200 feet below ground surface (bgs) in the former BPA, depths greater than 400 feet bgs in the former RMPA (Leighton and Associates, 1983), and is estimated to be below the base of affected groundwater. A geologic cross section location map is presented in Figure 2-3. Figure 2-4 presents a cross section of the geologic contact of the Mount Eden Formation and overlying alluvium, local faulting (Potrero and Bedsprings faults), and the slope of the valley along the longitudinal axis. Figures 2-5 through 2-9 present cross sections of the geologic contact of the Mount Eden Formation and the overlying alluvium along lines approximately perpendicular to the longitudinal axis of the valley (i.e. Figure 2-4).

Quaternary Alluvium

Quaternary alluvium was deposited as a result of erosion and subsequent infilling of channels in older underlying rocks, predominantly the Mount Eden Formation (Radian, 1992). The present day surface of the alluvium within the valley slopes gently towards existing stream channels and is then incised about 5 to 15 feet along Bedsprings Creek and its tributaries and up to 30 feet or more in the northern portion of Potrero Creek. The alluvium extends laterally to the edges of valley and up stream channels to the north and a short distance up the stream channels on the south and east sides of the valley. To the southwest, alluvium becomes narrower along Potrero Creek towards the entrance of Massacre Canyon and is not present in lower reaches of the canyon where the stream course is less than 50 feet wide (Radian, 1992).

At the Site, alluvium is predominantly sand and silty sand with interbedded gravels, sands, silts, and clays, with the predominant lithologies being sand and silty sand (Radian, 1992). In general, the base of the alluvium is predominately coarser grained intermixed with silt and/or clay and finer grained material at shallower depths. In northern and western portions of the valley, the alluvium is finer grained where source material is the finer grained San Timoteo Formation (a very fine-grained siltstone to medium-grained silty sand). In the northeastern portion of the valley where the source material is the Mount Eden Formation or granitic rocks, the alluvium is generally fine to coarse grained.

As expected with alluvial deposits, the lithology is laterally heterogeneous and inferred lenses occur which usually cannot be correlated between borings. Coarse grained materials including pebbles and gravels are present at various depths and tend to be more prominent towards the center of the valley than

X:\GIS\LOCKHEED 18086-03X-SECT.MXD

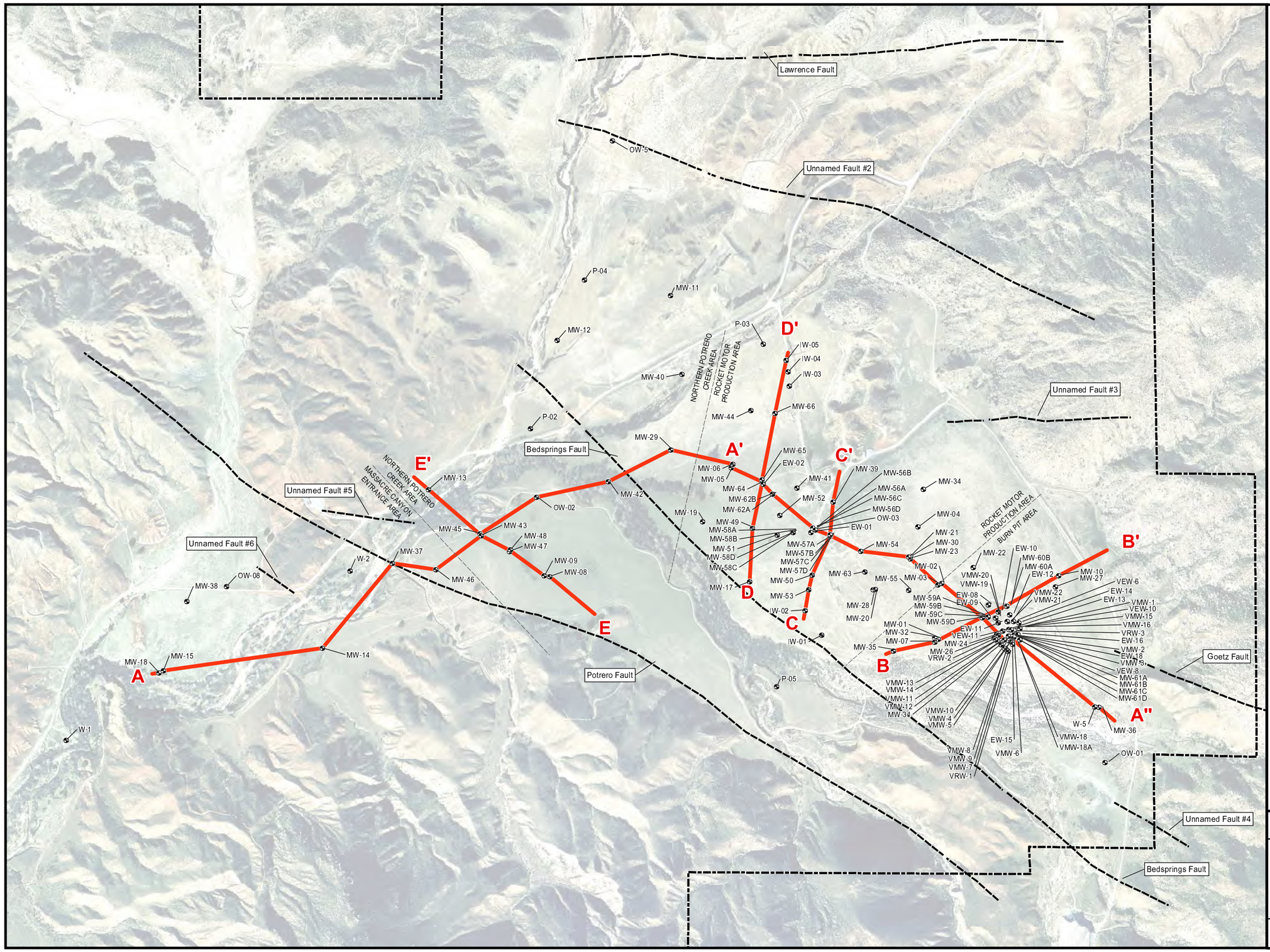

Adapted from: February 2002 aerial photograph.

Published fault locations from Hydrogeologic Investigations for Water Resources Development, Leighton and Associates, 1983.

LEGEND

- Beaumont Site 1 Property Boundary
- Cross Section Location
- Fault
- Well Location

Notes: Beaumont Site 1 property boundary is approximate.

Beaumont Site 1

Figure 2-3
Cross Section Location Map

Tetra Tech, Inc. March 2007

X:\GIS\LOCKHEED 18086-03\2006\X-SEC A.DWG

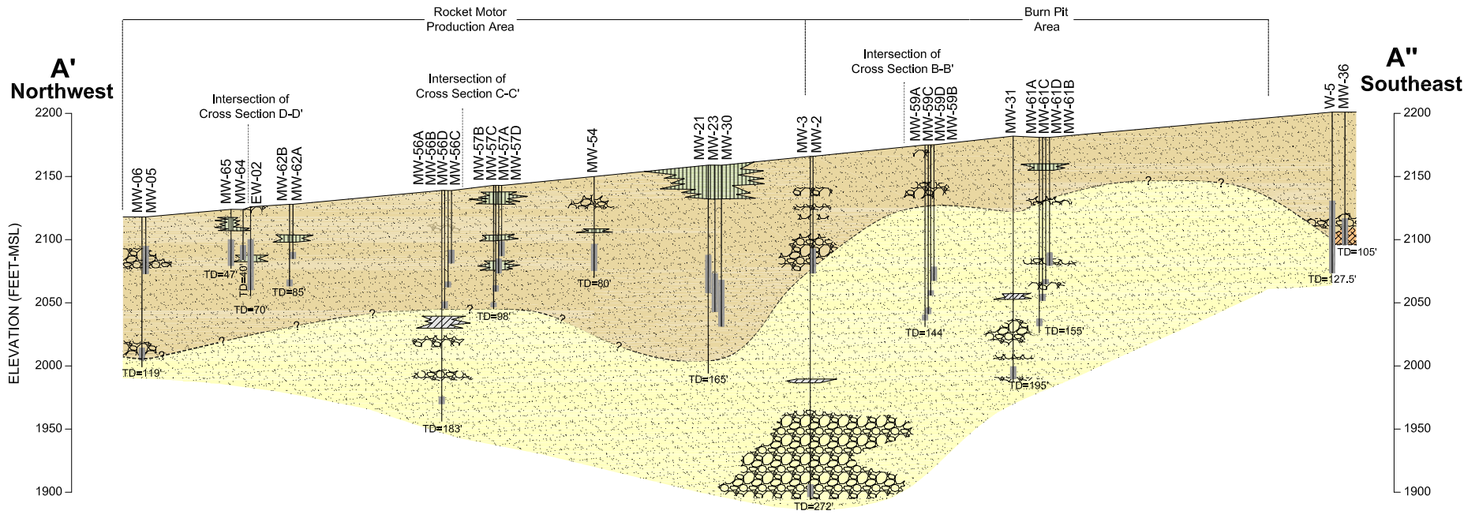

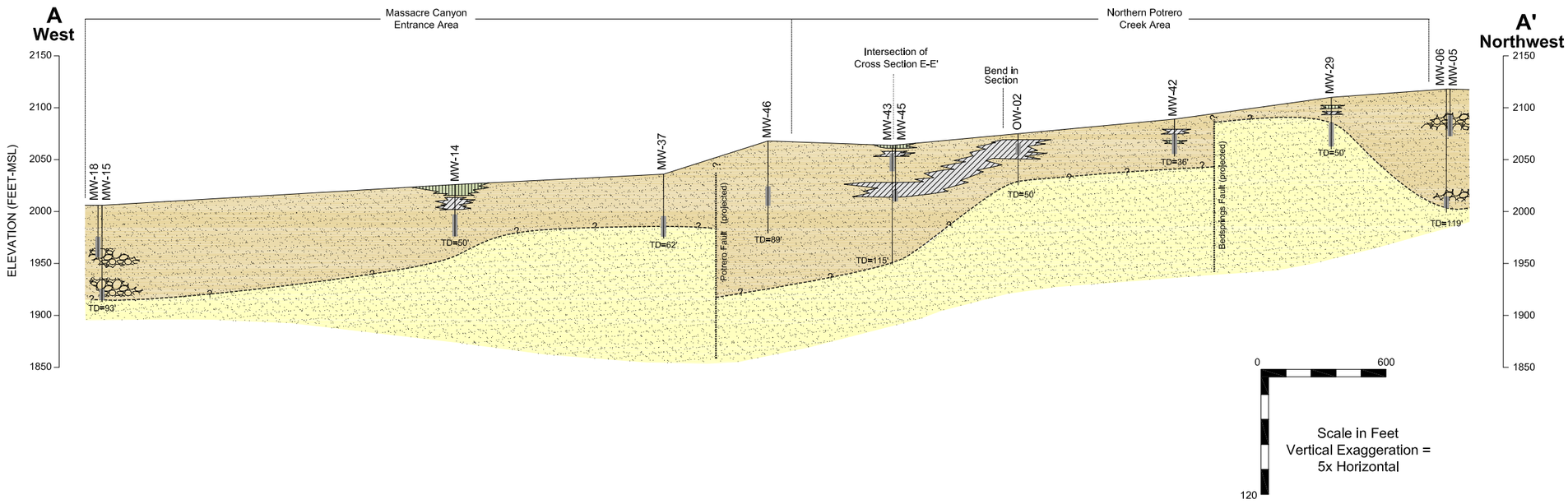

Adapted from:

Faults from Hydrogeologic Investigations for Water Resources Development, Leighton and Associates, 1983.

LEGEND

- Clay
- Silt
- Sand and Gravel
- Sandstone with some gravelly layering
- Weathered Granite or Granitic Boulder
- Inferred Contact
- Well
- Screened Interval
- TD=60' Total Boring Depth (feet)

Beaumont Site 1

Figure 2-4

Geologic Cross Section A-A'-A'''

Tetra Tech, Inc. March 2007

X:\GIS\LOCKHEED 18086-03\2006\X-SEC B.DWG

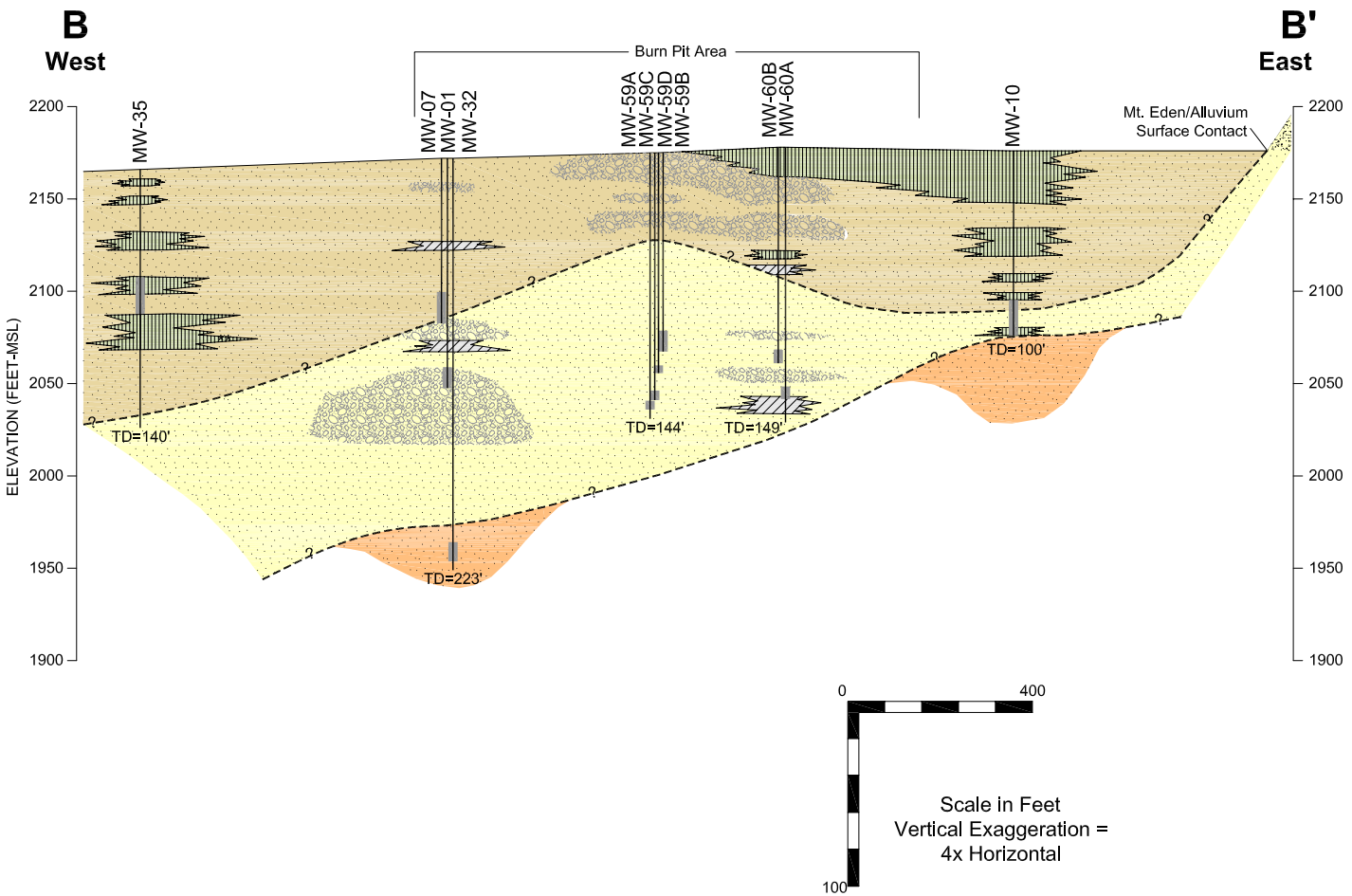

LEGEND

- Clay
- Silt
- Sand and Gravel
- Sandstone with some gravelly layering
- Weathered Granite or Granitic Boulder
- Inferred Contact
- Well
- Screened Interval
- TD=60' Total Boring Depth (feet)

Beaumont Site 1

Figure 2-5
Geologic Cross Section B-B'

Tetra Tech, Inc. March 2007

X:\GIS\LOCKHEED 176154\03\X-SEC B"-B"' CSM.DWG

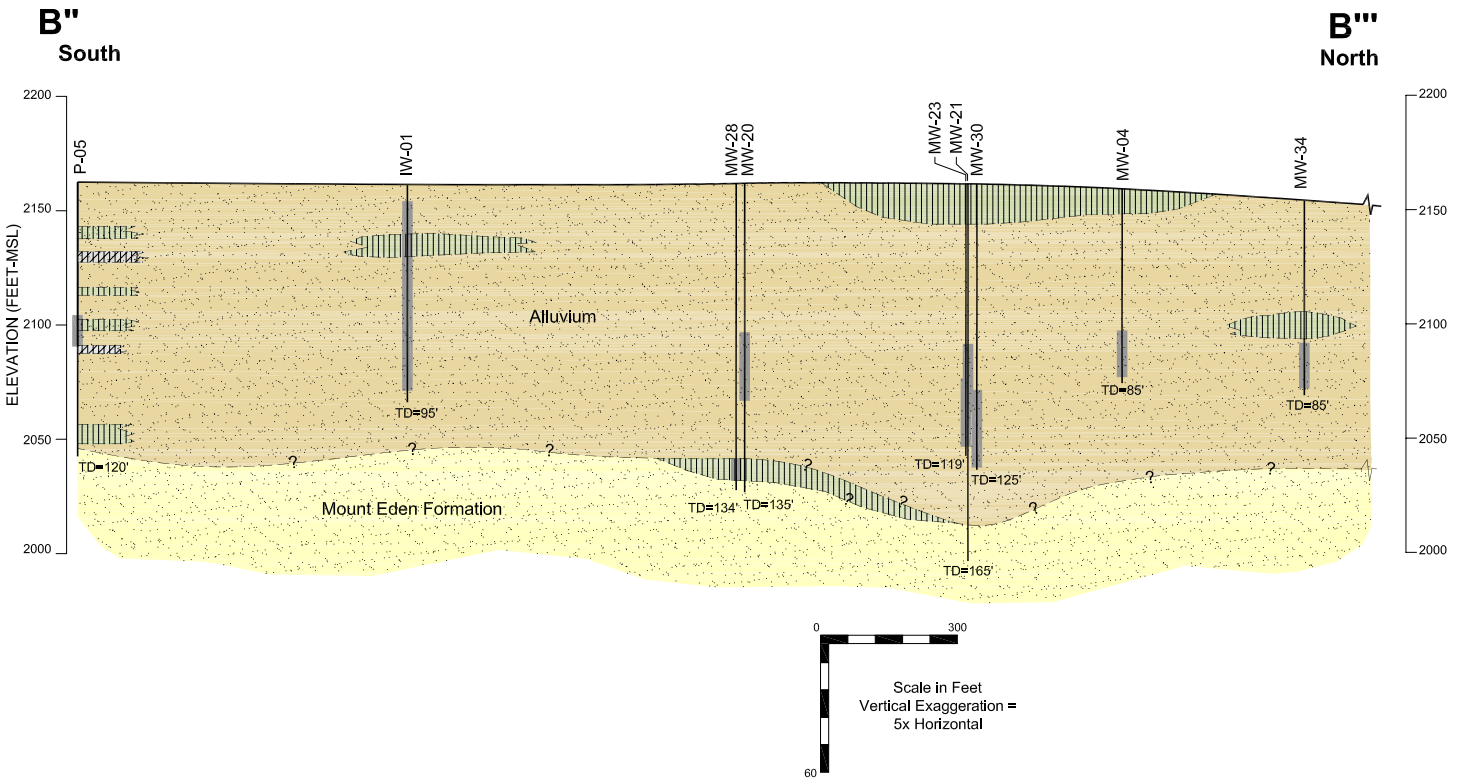

LEGEND

- Clay
- Silt
- Sand and Gravel
- Sandstone with some gravelly layering
- Inferred Contact
- Well
- Screened Interval
- TD=60' Total Boring Depth (feet)

Beaumont Site 1

Figure 2-6

Geologic Cross Secition B"-B'''

Tetra Tech, Inc. March 2007

X:\GIS\LOCKHEED 18086-030\2006\X-SEC C-C'.DWG

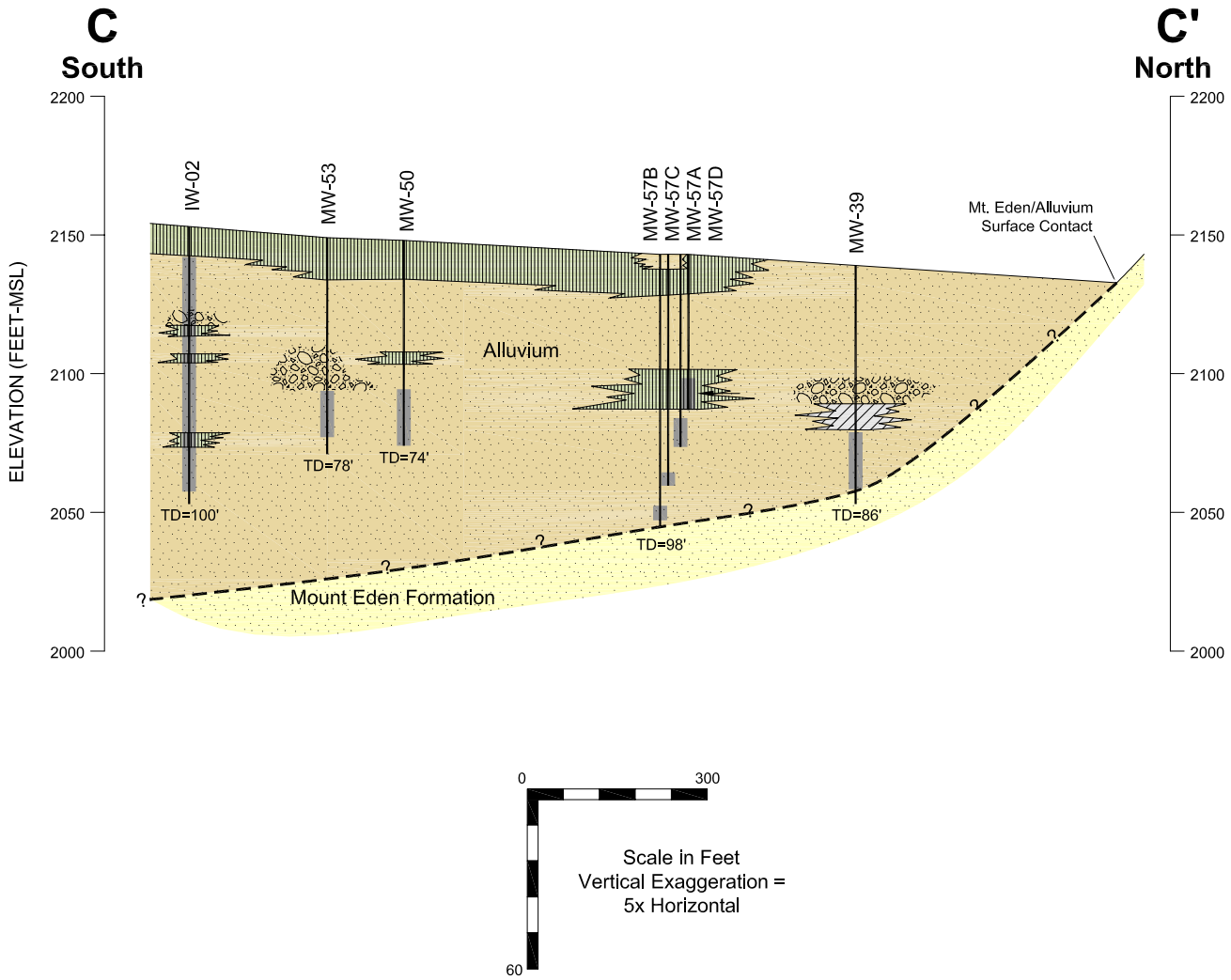

LEGEND

- Clay
- Silt
- Sand and Gravel
- Sandstone with some gravelly layering
- —?— Inferred Contact
- Well
- Screened Interval
- TD=60' Total Boring Depth (feet)

Beaumont Site 1

Figure 2-7

Geologic Cross Section C-C'

Tetra Tech, Inc. March 2007

X:\GIS\LOCKHEED 18086-003\2006\XSEC D-D'.DWG

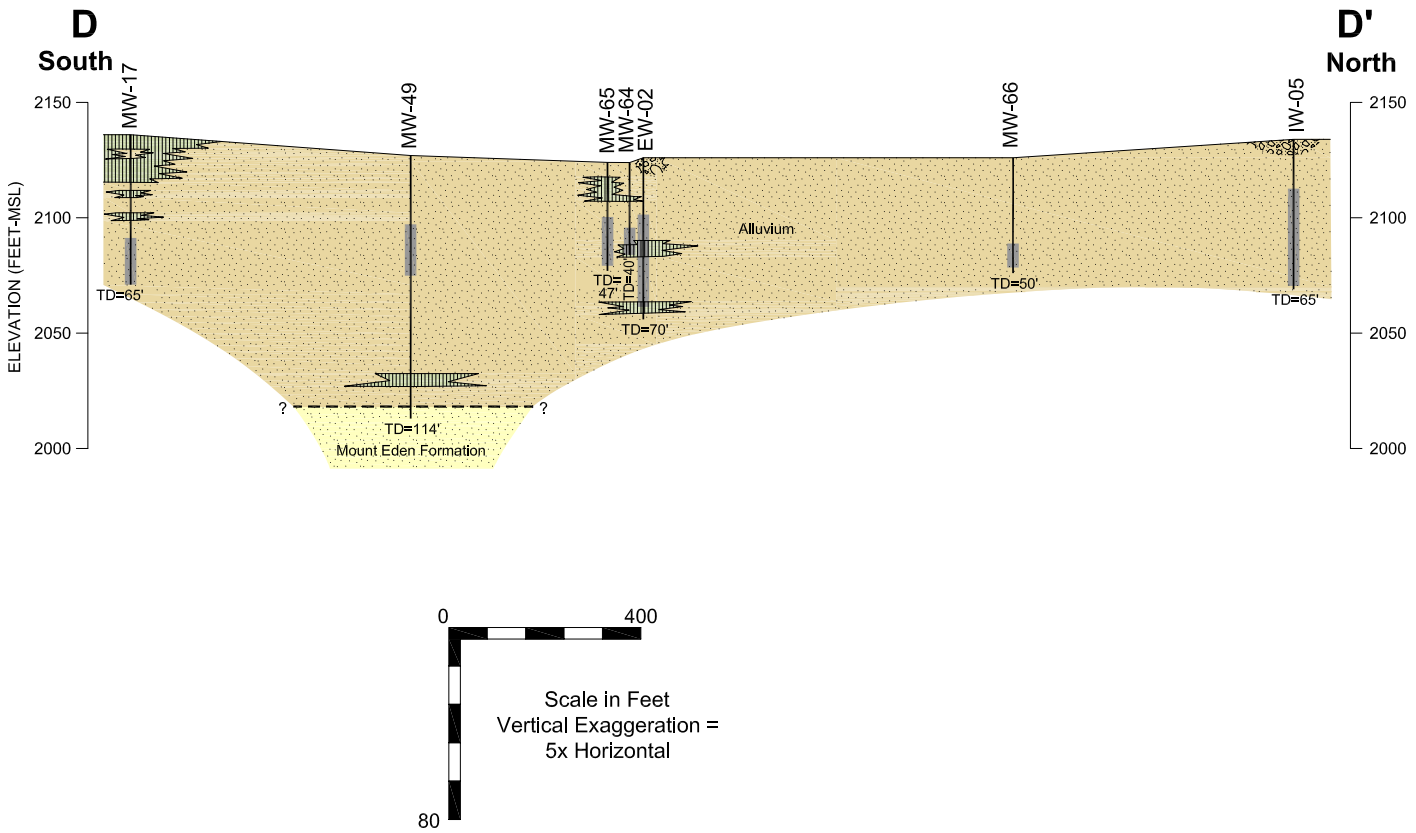

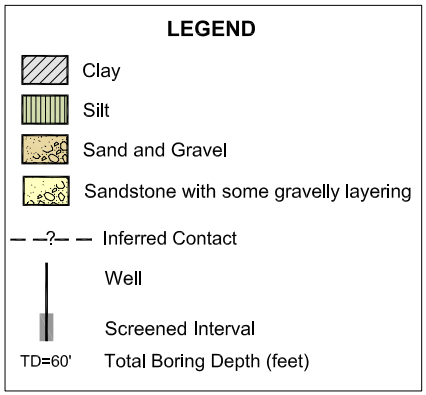

Beaumont Site 1

Figure 2-8

Geologic Cross Section D-D'

Tetra Tech, Inc. March 2007

X:\GIS\LOCKHEED 1808640\2006\X-SEC E-E'.DWG

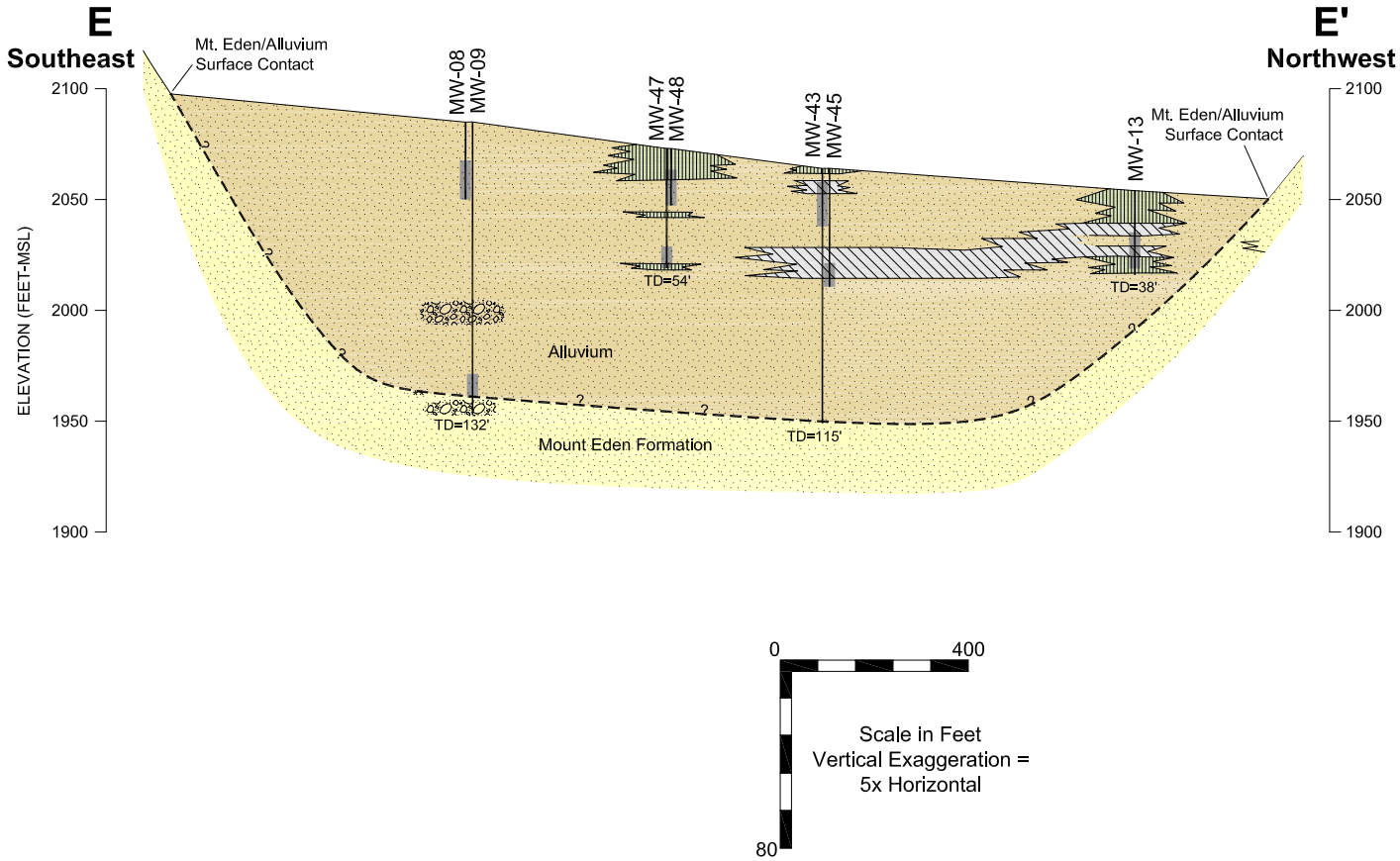

LEGEND

- Clay
- Silt
- Sand and Gravel
- Sandstone with some gravelly layering
- Inferred Contact
- Well
- Screened Interval
- TD=60' Total Boring Depth (feet)

Beaumont Site 1

Figure 2-9

Geologic Cross Section E-E'

Tetra Tech, Inc. March 2007

on the fringes. In the eastern portion of the Site, near the former RMPA and former BPA, fine grained sediments including silts and sandy silts, ranging in thickness from 10 to 25 feet, were observed in shallow alluvium. In addition, a 10 to 15 foot clay layer was observed in the central portion of the valley near the convergence of Potrero Creek and Bedsprings Creeks.

Mount Eden Formation

The varying thickness of the Mount Eden Formation at the Site is the result of faulting and erosional topography of the pre-Pliocene bedrock surface (Radian, 1992). Similarly, the irregular Mount Eden Formation/alluvium contact is a result of erosional features combined with displacement and/or offset from faulting in the area. Stratigraphic information for the Mount Eden Formation is primarily limited to the former BPA and former RMPA since only a few borings west of the former RMPA (topographically and hydro-geologically down gradient) have penetrated the unit. In the former BPA vicinity, the thickness of the Mount Eden Formation is estimated to be between 200 and 250 feet thick and in the former RMPA vicinity the thickness is estimated to be between 0 and 600 feet thick (Leighton and Associates, 1983).

Where exposed, the Mount Eden Formation forms steep-sided ridges around the perimeter of the valley. Where encountered in boreholes, the Mount Eden Formation varies from consolidated to loose and is similar to the overlying alluvium. Locally, the Mount Eden Formation is primarily fine- to coarse-grained sandstone with isolated gravelly lenses. Beneath the former BPA and near the former RMPA, similar rounded or flat-topped steep-sided ridges extend into the valley in the subsurface.

Faulting

The Site is situated between the San Andreas Fault System (located to the north) and the San Jacinto Fault System (located to the south). Numerous smaller faults, assumed to be associated with movement along these two (2) major fault systems, are found within the Site (Leighton and Associates, 1983). Several faults near the Site have been mapped by Dibblee (1981) and Leighton and Associates (1983). Within the immediate vicinity of the former RMPA and former BPA, three (3) faults have been identified by name (Bedsprings, Goetz, and Potrero) and six (6) others have been identified, but as yet remain unnamed (Ransome, 1932; Leighton and Associates, 1983). Figures 2-2 and 2-3 display the locations of identified faults in the immediate vicinity of the former RMPA and former BPA.

Reportedly, a northwesterly trending graben bounded by the Potrero Fault and Bedsprings Fault (Figure 2-2) is situated southwest of the former RMPA and former BPA (Leighton and Associates, 1983). Although faulting was reported to offset the Mount Eden Formation, no conclusive evidence of

displacement of recent alluvial material was found. However, alluvial thickness decreases from about 160 feet at the southeast end to about 40 feet at the northwest end of the Portrero Fault.

Seismic reflection surveys completed between 07 December and 14 December 2005 were oriented southwest-northeast and approximately perpendicular to published locations of the Goetz and Bedsprings faults and Unnamed Fault #4 (Figure 1-4) near the former BPA. Along the published location of the Bedsprings Fault reflection analysis showed a layer at approximately 75 feet bgs which may represent saturated alluvium or weathered bedrock and two (2) faults were interpreted, the shallowest of which comes within 60 feet of the surface. Along the published location of the Goetz Fault reflection analysis showed a layer at approximately 88 feet bgs that may represent bedrock and two (2) faults were interpreted along this profile, the shallowest of which comes within 70 feet of the surface. Along the published location of Unnamed Fault #4 reflection analysis showed a layer at approximately 45 feet bgs that likely represents bedrock and two (2) faults were interpreted along this profile, the shallowest of which comes within 20 feet of the surface.

2.3 HYDROGEOLOGY

Several previous reports discuss in detail the occurrence and movement of groundwater at the Site (Leighton and Associates, 1983; Radian, 1990; Radian, 1992). A summary of general findings from these reports is provided in this section along with an update of current conditions based on recent investigations and data collected (Tetra Tech, 2006b).

As discussed in Section 1.3, a geophysical survey was performed at the Site to help refine the location of faults mapped in and around the BPA. A complete description of the geophysical field activities and the results of the geophysical survey were provided in the *Groundwater Monitoring Well Installation Work Plan* (Tetra Tech, 2006b). The influence of those faults on groundwater flow is unknown at this time.

Groundwater occurs in each of the major geologic units beneath the Site; the Quaternary alluvium, Mount Eden Formation, and the Granitic/Metasedimentary basement complex. Groundwater is present in the alluvium in the majority of the valley except in areas where the underlying Mount Eden Formation rises above the surrounding water table. In general, groundwater is present in weathered and unweathered portions of the Mount Eden Formation, either where alluvium is not present at the water table or at depth below saturated alluvium.

Reportedly, during the drilling of deep borings into the Granitic/Metasedimentary basement complex, the groundwater encountered occurred only in fractures and joints at great depth (Radian, 1992). Based on one (1) well reportedly screened in the Granitic/Metasedimentary basement complex rock (MW-32), the

water level is generally 10 to 20 feet lower than water levels in nearby wells screened within the Mount Eden Formation. Previous studies indicated that portions of the Mount Eden Formation can act as a confining layer separating shallow unconfined groundwater from deep groundwater in the Granitic/Metasedimentary basement complex rocks (Radian, 1992).

The GMP focuses on monitoring groundwater within the alluvium and the shallow/weathered Mount Eden Formation. The highest concentrations of affected groundwater has been detected in these units and does not appear to extend into the deeper Mount Eden Formation or Granitic/Metasedimentary basement complex.

Groundwater Flow

Shallow groundwater flow at the Site occurs mainly through alluvium and the weathered potion of the Mount Eden Formation. In general, as indicated above, alluvium and the shallow (weathered) portion of the Mount Eden Formation consist of alluvial deposits from former streambeds, floodplains, lakes, and alluvial fans. Although the alluvium and the weathered portion of the Mount Eden Formation are two different geologic units, potentiometric heads, water level responses to seasonal recharge, and water quality data indicate that the two units are in hydraulic communication and may be considered a single hydrostratigraphic unit (HSU). A HSU is a formation, part of a formation, or a group of formations in which there are similar hydrologic characteristics that allow for grouping into aquifers and associated confining layers (Domenico, et. al, 1990). A second HSU can then be described consisting of the deeper Mount Eden Formation and bedrock. Figure 2-10 depicts the alluvium/shallow Mount Eden Formation and deeper Mount Eden Formation/bedrock HSUs.

Generally, groundwater flows northwest from the former BPA, beneath the former RMPA and towards Potrero Creek. Groundwater flow then trends southwest and generally parallel to the flow direction of Potrero Creek (into Massacre Canyon). However, the groundwater flow direction from the former BPA downgradient through the former RMPA appears to change between periods of low precipitation (dry periods) and periods of high precipitation (wet periods). Figures 2-11 and 2-12 show groundwater contour maps for a wet period (September 2005) and a dry period (September 2004), respectively. As seen in Figure 2-11, during wet periods, groundwater flow from the former BPA has both westerly and north-northwesterly components. However, during dry periods the groundwater flow direction from the former BPA is more westerly (Figure 2-12). This seasonal change in flow direction likely is caused by increased recharge in the Bedsprings Creek area during wet periods and subsequent decrease in recharge during dry periods.

X:\GIS\LOCKHEED 18086-03\2006\X-SEC A HSUs.DWG

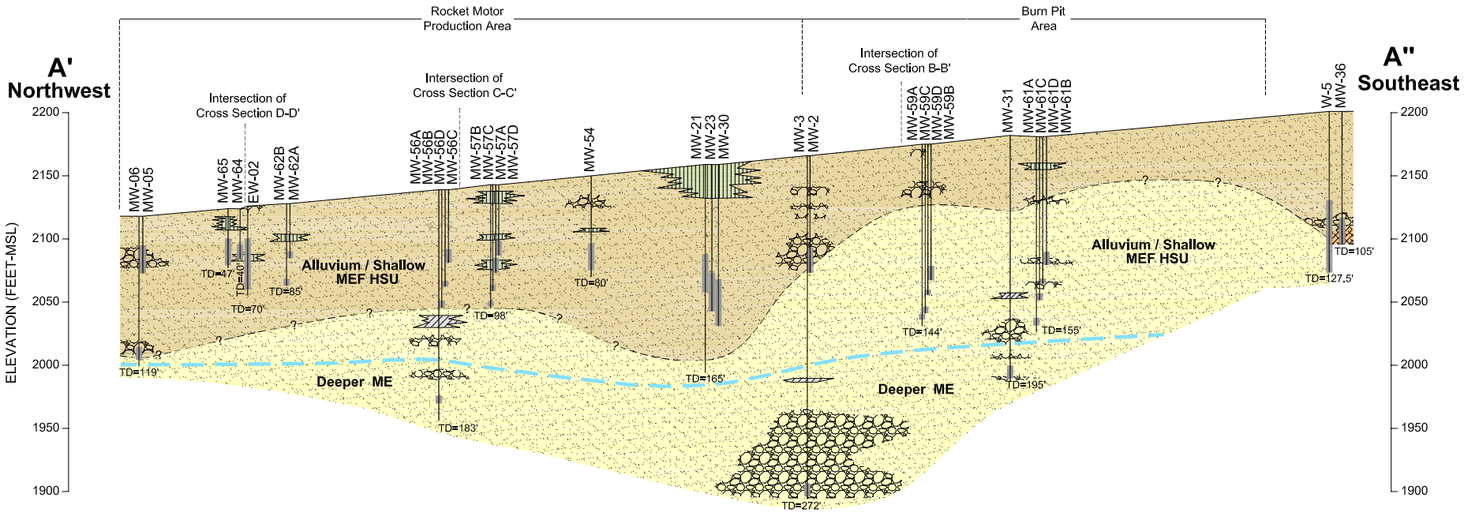

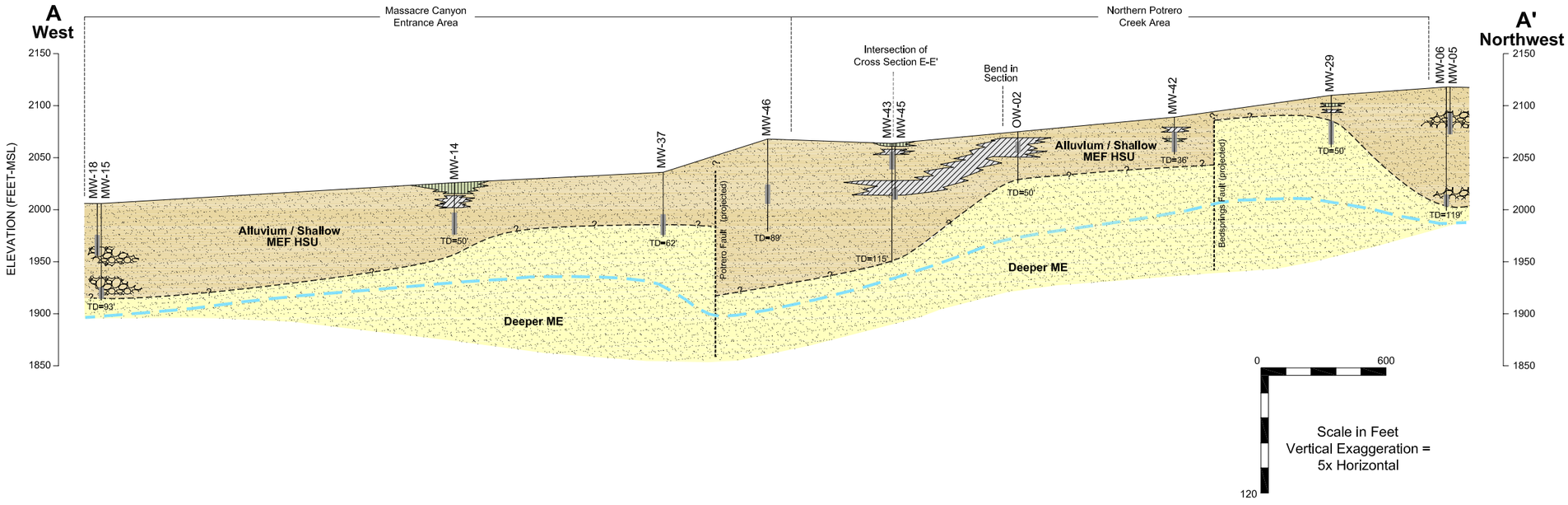

Adapted from:

Faults from Hydrogeologic Investigations for Water Resources Development, Leighton and Associates, 1983.

LEGEND

- Clay
- Silt
- Sand and Gravel
- Mt Eden Formation (sandstone with some gravelly units)
- Weathered Granitic Bedrock/Boulder
- Inferred Contact
- Groundwater Hydrostratigraphic Unit (HSU)
- Well
- Screened Interval
- TD=60' Total Boring Depth (feet)

Beaumont Site 1

Figure 2-10
Alluvium / Shallow Mount Eden Formation and Deeper Mount Eden Formation HSUs

Tetra Tech, Inc. March 2007

X:\GIS\LOCKHEED 18086-032006\GW_CONT_SEP05 8x11.MXD

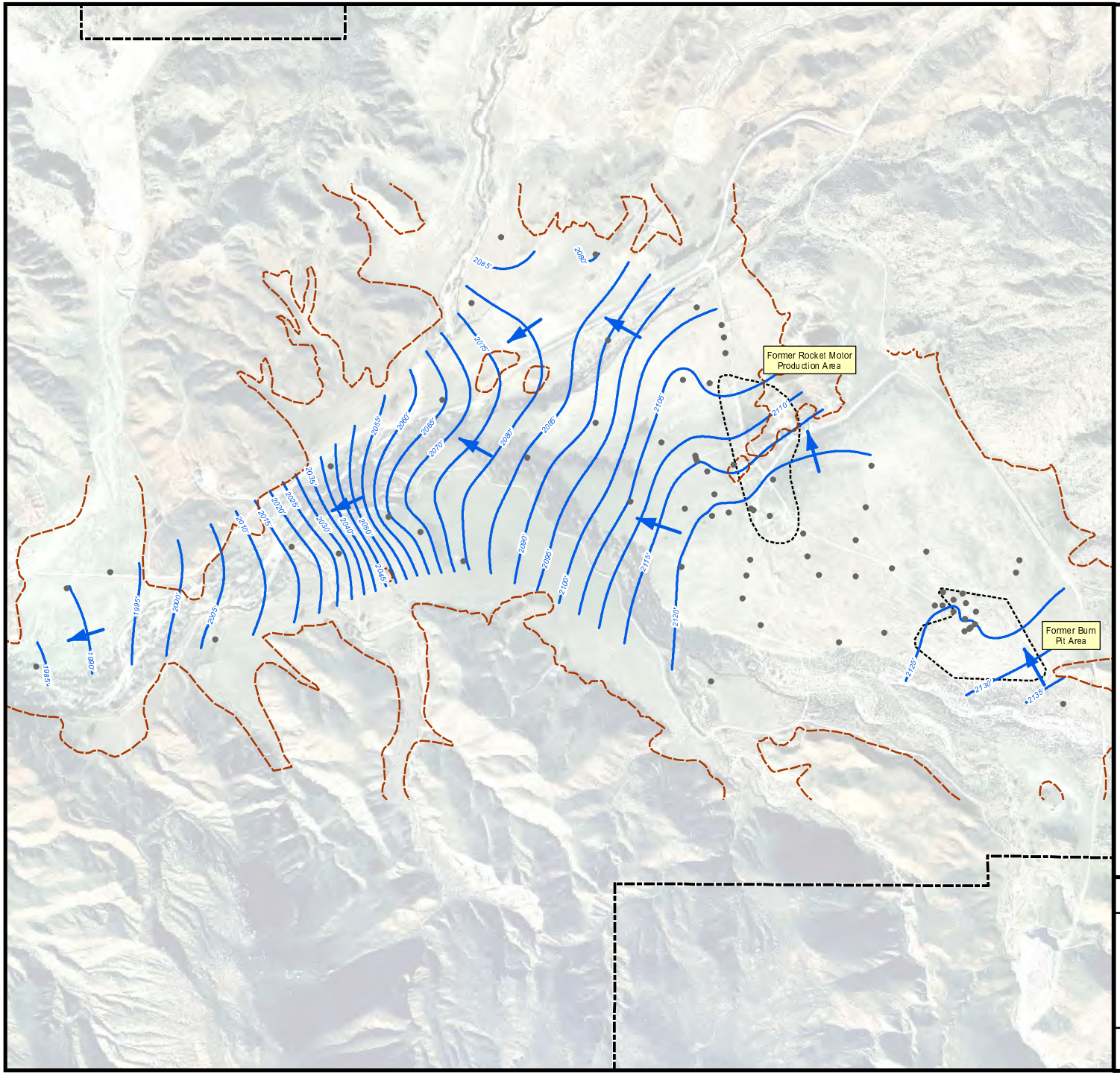

0 500 1,000 1,500 Feet

Adapted from:

Semiannual Groundwater Monitoring Report, Third and Fourth Quarter 2005. Lockheed Martin Corp., Beaumont Site 1. Tetra Tech, Inc.

LEGEND

- Well Location
- Groundwater Flow Direction
- Beaumont Site 1 Property Boundary
- 2050' Groundwater Elevation Contour (mean sea level, dashed where inferred)
- Mt. Eden/Alluvium Surface Contact

Beaumont Site 1

Figure 2-11
Wet Period (September 2005) Groundwater Contour for Alluvium and Shallow Mount Eden Formation Wells

Tetra Tech, Inc. March 2007

X:\GIS\LOCKHEED 18086-032006\GW_CONT_SEP05 DRY 8x11.MXD

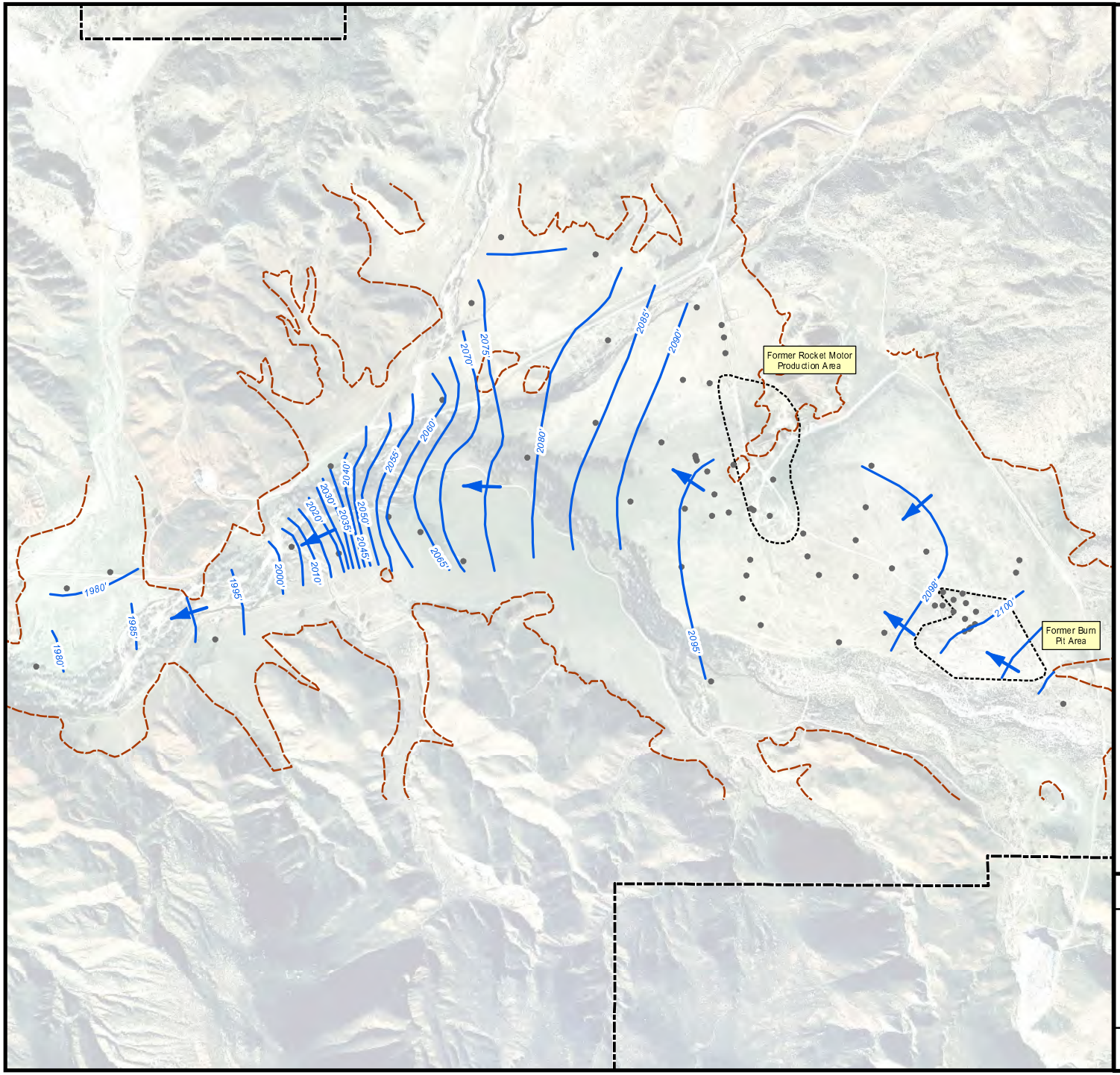

0 500 1,000 1,500 Feet

Adapted from:
Semiannual Groundwater Monitoring Report, Third and Fourth Quarter 2005. Lockheed Martin Corp., Beaumont Site 1. Tetra Tech, Inc.

LEGEND

- Well Location
- Groundwater Flow Direction
- Beaumont Site 1 Property Boundary
- 2050' Groundwater Elevation Contour (mean sea level, dashed where inferred)
- Mt. Eden/Alluvium Surface Contact

Beaumont Site 1

Figure 2-12
Dry Period (September 2004) Groundwater Contour for Alluvium and Shallow Mount Eden Formation Wells

Tetra Tech, Inc. March 2007

In general, the greatest differences in groundwater elevations occur during periods of increased precipitation. The response to precipitation (an increase in groundwater elevation) is greatest in the former BPA, with records showing 60 feet of rise in groundwater elevations of the alluvial/shallow Mount Eden Formation HSU, approximately 35 feet of rise in the deeper Mount Eden Formation HSU, with the response diminishing southwestward down through the valley. Groundwater elevations just downgradient of the former RMPA, compared to the former BPA, generally respond at least one-quarter year later to seasonal precipitation. Further down the valley, responses to seasonal precipitation appear dampened and have not exceeded 20 feet in the alluvial/shallow Mount Eden Formation HSU during the last 15 years of groundwater monitoring.

Groundwater elevations between nearby shallower and deeper screened wells appear to respond similarly to seasonal precipitation. The response is similar but dampened by the increased depth. In the former BPA and former RMPA, during the last several years deeper screened wells have lower groundwater elevations, indicating a negative vertical groundwater gradient and that downward groundwater flow is likely present in those areas. The presence of a negative vertical groundwater gradient appears consistent with the subsurface topography and lithology in the area. Downgradient of the former RMPA, depth to groundwater is very shallow and artesian conditions are commonly encountered, indicative of a positive vertical groundwater gradient. Further downgradient, towards Massacre Canyon, the vertical gradient appears to be slightly positive and an upward groundwater flow may generally be expected.

Hydraulic Conductivity

Hydraulic conductivity (K) values calculated for selected wells at the Site range from 0.08 to 319 feet per day (ft/day) [Tetra Tech, 2002]. Table 2-2 presents a summary of the K values. The range and average K values for the three (3) formations screened at the Site are: for wells screened within the alluvium the K values range from 0.24 to 318 ft/day and the average is 24 ft/day, for wells screened within the Mount Eden Formation the K values range from 0.31 to 19.6 ft/day and the average is 4 ft/day, and for well MW-32 screened in the Granitic/Metasedimentary basement complex rocks the K value is 0.08 ft/day.

The range and average K values for the two (2) HSU's identified at the Site are: for wells screened within the alluvium/shallow Mount Eden Formation the K values range from 0.31 to 319 ft/day and the average is 20 ft/day and for wells screened within the deeper Mount Eden Formation/bedrock the K values range from 0.08 to 6.01 ft/day and the average is 3 ft/day. In general, higher K values were obtained from wells screened within the alluvium in the upper (eastern) and lower (western) portions of the valley and K values decrease with depth, with the exception of areas around well groups MW-05/MW-06, and MW-15/MW-18, which may be a result of coarser grained heterogeneities associated with stream deposits

Table 2-2 Hydraulic Conductivity (K) Values
Beaumont Site 1

Well ID	Site Area	Formation Screened	HSU	K (feet/day)	Well ID	Site Area	Formation Screened	HSU	K (feet/day)	Well ID	Site Area	Formation Screened	HSU	K (feet/day)
EW-15	BPA	ME	QA / SMEF	0.38	MW-19	NPCA	QA	QA / SMEF	0.88	MW-51	RMPA	QA	QA / SMEF	2.11
MW-01	RMPA	ME	QA / SMEF	1.00	MW-22	RMPA	QA	QA / SMEF	1.01	MW-55	RMPA	QA	QA / SMEF	44.4
MW-02	RMPA	QA	QA / SMEF	67.8	MW-26	BPA	ME	QA / SMEF	0.31	MW-56A	RMPA	ME	DMEF	6.01
MW-03	RMPA	ME	DMEF	0.69	MW-30	RMPA	QA	QA / SMEF	28.3	MW-56B	RMPA	QA	QA / SMEF	19.1
MW-04	RMPA	QA	QA / SMEF	6.01	MW-31	BPA	ME	QA / SMEF	0.11	MW-57A	RMPA	QA	QA / SMEF	45.5
MW-05	RMPA	QA	QA / SMEF	2.12	MW-32	RMPA	GR	DMEF	0.08	MW-57B	RMPA	QA	QA / SMEF	2.45
MW-06	RMPA	QA	QA / SMEF	14.5	MW-34	RMPA	QA	QA / SMEF	6.99	MW-58D	RMPA	QA	QA / SMEF	1.97
MW-07	BPA	QA	QA / SMEF	319	MW-35	RMPA	QA	QA / SMEF	10.2	MW-59A	BPA	ME	QA / SMEF	0.80
MW-08	NPCA	QA	QA / SMEF	21.2	MW-36	BPA	QA	QA / SMEF	1.94	MW-59B	BPA	ME	QA / SMEF	0.33
MW-09	NPCA	QA	QA / SMEF	2.14	MW-37	MCEA	QA	QA / SMEF	0.24	MW-60A	BPA	ME	QA / SMEF	1.03
MW-10	RMPA	ME	QA / SMEF	19.6	MW-38	MCEA	ME	DMEF	0.79	MW-60B	BPA	ME	QA / SMEF	9.63
MW-11	NPCA	QA	QA / SMEF	6.67	MW-39	RMPA	QA	QA / SMEF	2.38	MW-62A	RMPA	QA	QA / SMEF	5.85
MW-12	NPCA	QA	QA / SMEF	4.75	MW-40	NPCA	QA	QA / SMEF	7.60	MW-63	RMPA	QA	QA / SMEF	1.32
MW-13	NPCA	QA	QA / SMEF	23.6	MW-42	NPCA	QA	QA / SMEF	2.31	MW-64	RMPA	QA	QA / SMEF	2.07
MW-14	MCEA	QA	QA / SMEF	46.4	MW-43	NPCA	QA	QA / SMEF	1.15	MW-66	RMPA	QA	QA / SMEF	1.81
MW-15	MCEA	QA	QA / SMEF	103	MW-44	NPCA	QA	QA / SMEF	6.17	OW-02	NPCA	QA	QA / SMEF	0.76
MW-17	RMPA	QA	QA / SMEF	0.77	MW-46	MCEA	QA	QA / SMEF	3.14	OW-03	RMPA	QA	QA / SMEF	0.66
MW-18	MCEA	QA	QA / SMEF	18.5	MW-50	RMPA	QA	QA / SMEF	125	P-05	RMPA	QA	QA / SMEF	2.00

Notes:

BPA - Burn Pit Area.
DMEF - Deeper Mount Eden Formation.
GR - Weathered Granite / Boulder
HSU - Hydrostartigraphic unit.
K - Hydraulic conductivity.
MCEA - Massacre Canyon Entrance Area.
ME - Mount Eden Formation.
NPCA - Northern Potrero Creek Area.
QA - Quaternary alluvium.
RMPA - Rocket Motor Production Area.
SMEF - Shallow Mount Eden Formation.

(Figure 2-4). Beneath the former BPA to the southeast terminus of the former RMPA, the Mount Eden Formation has lower K values. Beneath and immediately downgradient of the former RMPA, Mount Eden Formation K values increase and then further downgradient decrease.

Previously, the saturated zone had been divided into shallow, intermediate and deep intervals, and due to the large elevation change over the Site (400 feet of change between the farthest upgradient (MW-36) and downgradient (MW-67) wells), adjusted for four general areas of the Site (Tetra Tech, 2003b). The Site was divided into four areal zones based on differences in the hydrogeologic characteristics of the valley including; surface topography, presence of subsurface flow barriers, recharge and discharge areas, differences in groundwater elevations, and to a lesser degree lithology (thickness or absence of the alluvium overlying the Mount Eden Formation). The areal zones shown in Figure 2-3, are shown in cross section in Figure 2-4, and are characterized as follows:

- Burn Pit Area – (1) Groundwater recharge area (large downward vertical gradients), (2) significant water level response during heavy rains, (3) low hydraulic conductivities, (4) water table within the Mount Eden Formation, and (5) thin alluvial sediments (~50 feet) and relatively shallow Mount Eden Formation.

- Rocket Motor Production Area – (1) Water table transitions from Mount Eden Formation to alluvium, (2) moderate water level response during heavy rains, (3) higher hydraulic conductivities in the southeast portion and lower conductivities to the northwest, (4) relatively flat to very small downward vertical gradients, (5) relatively flat horizontal gradient, and (6) alluvium thickens to over 150 feet.

- Northern Potrero Creek Area (Northwestern Portion of the Valley) – The Northern Potrero Creek Area (NPCA) is located in the northwestern portion of the valley. (1) Groundwater flow direction turns from northwest to southwest, (2) small to moderate water level response during heavy rains, (3) low hydraulic conductivities, (4) potentialgroundwater flow barrier (Potrero Fault) at the southwest boundary, (5) large upward vertical gradients near groundwater barrier, (5) horizontal gradient steepens, and (6) thin alluvial sediments (~50 feet) and shallow Mount Eden Formation in northeastern portion and alluvium thickens to ~115 feet in the southwest near Potrero Fault.

- Massacre Canyon Entrance Area (Southwestern Portion of the Valley) – The Massacre Canyon Entrance Area (MCEA) is located in the southwestern portion of the valley. (1) Groundwater discharge area (upward vertical gradients), (2) small to moderate water level response during heavy rains, (3) low hydraulic conductivities in the northeast portion and relatively high conductivities to the

southwest towards the entrance to Massacre Canyon, (4) potential groundwater flow barrier (Potrero Fault) at the northeast boundary creates artificially steep horizontal gradient down gradient of the fault, and (5) alluvial sediments range in thickness from 50-100 feet.

2.4 DISTRIBUTION OF AFFECTED GROUNDWATER

Identification of COPCs is an ongoing process that is conducted routinely to determine if the list of previously identified COPC still meets the objectives of the GMP and regulatory requirements. The purpose for identifying COPC is to establish a list of analytes that best represent the extent and magnitude of the affected groundwater and to focus more detailed analysis on those analytes. Every analytical method has a standard list of tested target compounds and by reducing the number of target compounds for a given analytical method, the volume of data generated can also be reduced. If sufficient historical analytical data are available, analytes that have not been detected, common laboratory and fieldcontaminants, spurious or randomly detected analytes, and analytes associated with chlorinated potable water, can be removed from the list of target compounds.

Based on Site history and the results of the groundwater monitoring performed at the Site, a list of COPC was identified. Additional chlorinated compounds, which have also been routinely detected in groundwater samples are considered secondary COPC. Table 2-3 presents a list of those analytes detected in groundwater at the Site that are considered primary and secondary COPC. The primary COPC are considered representative of the overall Site, therefore this section is limited to describing the distribution of primary COPC affected groundwater at the Site.

Table 2-3 Chemicals of Potential Concern

Beaumont Site 1

Analyte	Classification
Perchlorate	Primary
1,1-Dichloroethene (1,1-DCE)	Primary
Trichloroethene (TCE)	Primary
1,4-Dioxane	Primary
1,1-Dichloroethane (1,1-DCA)	Secondary
1,2-Dichloroethane (1,2-DCA)	Secondary
cis 1,2-Dichloroethene (cis 1,2-DCE)	Secondary
1,1,1-Trichloroethane (1,1,1-TCA)	Secondary

The extents of the primary COPC based on the results prior to the collection of data presented in this Report are described in the following subsections and shown on Figure 2-13.

X:\GIS\LOCKHEED 18086-03\2006\COPC EXTENT.MXD

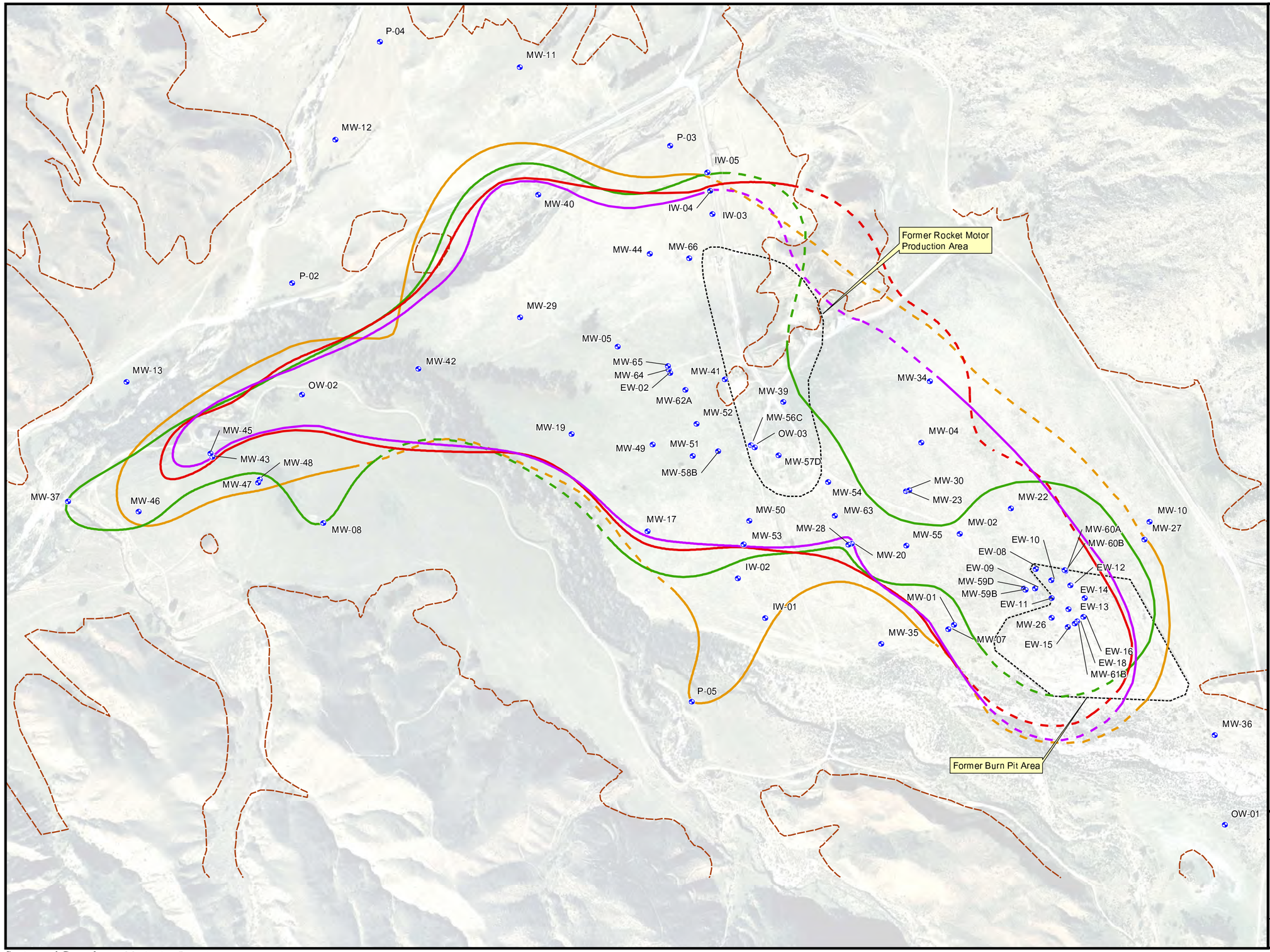

0 500 1,000 Feet

Adapted from: February 2002 aerial photograph.

Well locations from Hillwig and Goodrow survey, 2003.

LEGEND

- Groundwater Monitoring Well
- Perchlorate (6.0 µg/L DWNL)
- 1,1 DCE (6.0 µg/L MCL)
- Trichloroethene (5.0 µg/L MCL)
- 1,4-Dioxane (3.0 µg/L DWNL)
- Mt. Eden/Alluvium Surface Contact
- Beaumont Site 1 Property Boundary

Notes:

Beaumont Site 1 property boundary is approximate.

Extents shown are approximate and based on data from between Second Quarter 2002 and Fourth Quarter 2005 Groundwater Monitoring Events.

Extents are dashed where inferred.

Beaumont Site 1

Figure 2-13
Primary COPC Extents for Alluvium and Shallow Mount Eden Formation

Tetra Tech, Inc. March 2007

2.4.1 Perchlorate

The highest concentrations of perchlorate have consistently been reported in groundwater samples collected from shallow screened wells located in the former BPA and concentrations appear to rapidly decrease outside, and downgradient, of the footprint of the former BPA. Perchlorate was reported in groundwater samples collected from wells screened in the alluvium and shallow Mount Eden Formation.

The concentration of perchlorate decreases with depth. Low level concentrations of perchlorate have been detected in groundwater samples collected from one (1) deeper Mount Eden Formation well in the BPA. The source of perchlorate affected groundwater appears to primarily be the former BPA, a secondary source may also be the former RMPA.

2.4.2 1,1-DCE

The highest concentrations of 1,1-dichloroethene (1,1-DCE) have consistently been reported in groundwater samples collected from shallow screened wells located in the western portion of the former BPA and have also been the highest VOC concentrations reported in groundwater samples collected. Groundwater concentrations appear to rapidly decrease outside, and downgradient, of the footprint of the former BPA. 1,1-DCE was reported in groundwater samples collected from wells screened in the alluvium, shallow Mount Eden Formation and deeper Mount Eden Formation.

The concentration of 1,1-DCE decreases with depth. Low level concentrations of 1,1-DCE have been detected in groundwater samples collected from all four (4) of the deeper Mount Eden Formation wells with the highest concentrations detected in the BPA. The source of 1,1-DCE affected groundwater appears to be the former BPA.

2.4.3 TCE

The highest concentrations of trichloroethene (TCE) have consistently been reported in groundwater samples collected from shallow screened wells located in the former BPA. Groundwater concentrations appear to rapidly decrease outside, and downgradient, of the footprint of the former BPA. TCE was reported in groundwater samples collected from wells screened in in the alluvium, shallow Mount Eden Formation and deeper Mount Eden Formation.

The concentration of TCE decreases with depth. Low level concentrations of TCE have been detected in groundwater samples collected from all four (4) of the deeper Mount Eden Formation wells with the highest concentrations detected in the BPA. The source of TCE affected groundwater appears to be the former BPA.

2.4.4 1,4 - Dioxane

The highest concentrations of 1,4-dioxane have consistently been reported in groundwater samples collected from shallow screened wells located in the former BPA. Groundwater concentrations appear to rapidly decrease outside, and downgradient, of the footprint of the former BPA. 1,4-Dioxane was reported in groundwater samples collected from wells screened in in the alluvium, shallow Mount Eden Formation and deeper Mount Eden Formation.

The concentration of 1,4-dioxane decreases with depth. Low level concentrations of 1,4-dioxane have been detected in groundwater samples collected from two (2) of the deep wells with the highest concentrations detected in the RMPA. The source of 1,4-dioxane affected groundwater appears to be the former BPA.

Since Second Quarter 2004, an additional eight (8) groundwater monitoring and four (4) groundwater sampling events have been performed. Summarizing, subsequent groundwater monitoring and sampling results show:

- The highest concentrations of COPC affected groundwater appear in groundwater samples collected from the former BPA, in the shallow Mount Eden Formation;
- Relatively low concentrations of COPC have been reported in groundwater samples collected from wells screened in the deeper Mount Eden Formation, located downgradient and below wells screened in the shallow Mount Eden Formation;
- Generally, vertical groundwater gradients appear downward in the former BPA, fluctuate in the former RMPA, and upward in the NPCA and MCEA; and
- Generally, COPC concentrations appear to decrease with depth in the alluvium and the shallow Mount Eden Formation.

Based on the additional groundwater monitoring and sampling results, the recent geophysical surveys and a reevaluation of borehole logs, it appears that portions of the intermediate interval can be grouped with the shallow interval, resulting in an alluvium/shallow Mount Eden Formation HSU representing the zone of the shallowest groundwater. A second HSU (deeper Mount Eden Formation/bedrock) can then be described by grouping the remaining portions of the intermediate and deep intervals.

3.0 SUMMARY OF MONITORING ACTIVITIES

The following subsections summarize the First Quarter and Second Quarter 2006 groundwater monitoring events conducted at the Site. Sampling, analytical, and Quality Assurance/Quality Control (QA/QC) procedures for the monitoring events are described in the *Revised Groundwater Sampling and Analysis Plan* (Tetra Tech, 2003b). The results from these monitoring events are discussed in Section 4.0.

3.1 GROUNDWATER LEVEL MEASUREMENTS

Groundwater level measurements were collected for the First Quarter 2006 water quality monitoring event between March 6 and 7, 2006 and for the Second Quarter 2006 water quality monitoring event between May 30 and June 1, 2006. For the First Quarter and Second Quarter 2006 monitoring events, 109 wells were proposed for water level measurements. For the First Quarter and Second Quarter 2006 monitoring events, well OW-5 was observed to be dry and measurements from wells EW-15 and MW-16 could not be collected due to obstructions in the casings. Copies of field data sheets from the water quality monitoring events are presented in Appendix B.

3.2 SURFACE WATER AND GROUNDWATER SAMPLING

The First Quarter 2006 monitoring event consisted of water level monitoring and the Second Quarter 2006 monitoring event consisted of water level monitoring, surface water sampling and the annual sampling of horizontal extent wells, biennial sampling of vertical distribution wells, and the semiannual sampling of increasing contaminant trend wells, remedial monitoring wells and guard wells. Table 3-1 lists the locations sampled during the Second Quarter 2006 monitoring events, analytical methods, sampling dates, QA/QC samples collected, and summarizes field notes. The surface water samples are collected from eight (8) fixed locations and two (2) locations determine at the time of sampling. The fixed locations are sampled only if water is present during the time of the sampling event. Because the streams on the Site are ephemeral, the two (2) locations determined at the time of sampling are for first and last observed surface water.

3.2.1 Proposed and Actual Surface Water and Well Locations Sampled

For the Second Quarter 2006 monitoring event, a total of 84 sampling locations (10 surface water and 74 well locations) were proposed for water quality monitoring. Three (3) proposed surface water sample locations were not sampled because the locations were dry (SW-01, SW-05 and SW-08) and four (4) proposed wells were not sampled due to obstructions in the casings (MW-16, MW-21, MW-24 and MW-61D). Therefore, water quality data was collected from seven (7) surface water and seventy (70) well locations. Two (2) locations, SW-07 and LSW, were resampled for 1,4-dioxane on 06 June 2006. Figure 3-1 presents surface water locations sampled for the Second Quarter 2006 monitoring event.

Table 3-1 Sampling Schedule - Second Quarter 2006
Beaumont Site 1

Monitoring Well or Surface Water Location	Sample Date	VOCs (1)	1,4-Dioxane (2)	Perchlorate (3)	Arsenic, Beryllium, Cadmium and Lead (4)	Hex-chrome (5)	RDX (6)	NDMA (7)	1,2,3-TCP (8)	Comments and QA / QC Samples
EW-13	07/13/06	X	X	X						Sample with Grundfos Pump
IW-04	07/06/06	X	X	X						Sample with Grundfos Pump
MW-01	06/30/06	X	X	X						Sample with Grundfos Pump
MW-02	07/03/06	X	X	X	X	X	X	X	X	Sample with Grundfos Pump. Duplicate MW-102.
MW-03	06/22/06	X	X	X						Sample with Grundfos Pump
MW-05	06/12/06	X	X	X						Sample with Peristoltic Pump
MW-06	06/12/06	X	X	X						Sample with Peristoltic Pump
MW-07	07/06/06	X	X	X						Sample with Grundfos Pump
MW-08	06/07/06	X	X	X						Sample with Peristoltic Pump
MW-09	06/07/06	X	X	X						Sample with Peristoltic Pump
MW-11	06/19/06	X	X	X						Sample with Grundfos Pump
MW-12	06/08/06	X	X	X						Sample with Peristoltic Pump
MW-13	06/08/06	X	X	X						Sample with Peristoltic Pump
MW-14	06/09/06	X	X	X						Sample with Peristoltic Pump
MW-15	06/12/06	X	X	X	X	X	X	X	X	Sample with Peristoltic Pump
MW-16	NA	NA	NA	NA	NA	NA	NA	NA	NA	Well filled with silt.
MW-17	07/13/06	X	X	X						Sample with Peristoltic Pump
MW-18	06/12/06	X	X	X	X	X	X	X	X	Sample with Peristoltic Pump
MW-19	06/09/06	X	X	X						Sample with Peristoltic Pump
MW-20	06/22/06	X	X	X						Sample with Grundfos Pump
MW-21	07/17/06	NA	NA	NA	NA	NA	NA	NA	NA	Obstruction in well at 42 feet bgs.
MW-22	07/12/06	X	X	X						Sample with Grundfos Pump
MW-24	NA	NA	NA	NA	NA	NA	NA	NA	NA	Obstruction in well at 65.18 feet bgs.
MW-26	07/06/06	X	X	X						Sample with Grundfos Pump
MW-27	06/30/06	X	X	X						Sample with Grundfos Pump
MW-28	07/13/06	X	X	X						Sample with Grundfos Pump
MW-30	06/21/06	X	X	X						Sample with Grundfos Pump
MW-31	06/30/06	X	X	X						Sample with Grundfos Pump
MW-32	06/29/06	X	X	X	X	X	X	X	X	Sample with Grundfos Pump. Duplicate MW-132.
MW-34	06/22/06	X	X	X						Sample with Grundfos Pump
MW-35	06/20/06	X	X	X						Sample with Grundfos Pump
MW-36	06/20/06	X	X	X						Sample with Grundfos Pump
MW-37	06/07/06	X	X	X						Sample with Peristoltic Pump
MW-40	07/06/06	X	X	X						Sample with Grundfos Pump
MW-42	06/09/06	X	X	X						Sample with Peristoltic Pump

Table 3-1 Sampling Schedule - Second Quarter 2006 (continued)
Beaumont Site 1

Monitoring Well or Surface Water Location	Sample Date	VOCs (1)	1,4-Dioxane (2)	Perchlorate (3)	Arsenic, Beryllium, Cadmium and Lead (4)	Hex-chrome (5)	RDX (6)	NDMA (7)	1,2,3-TCP (8)	Comments and QA / QC Samples
MW-43	06/06/06	X	X	X	X	X	X	X	X	Sample with Peristoltic Pump
MW-45	06/06/06	X	X	X	X	X	X	X	X	Sample with Peristoltic Pump
MW-46	07/05/06	X	X	X						Sample with Grundfos Pump
MW-47	06/07/06	X	X	X						Sample with Peristoltic Pump
MW-48	06/07/06	X	X	X						Sample with Peristoltic Pump
MW-49	06/08/06	X	X	X						Sample with Peristoltic Pump. Duplicate MW-149.
MW-53	06/30/06	X	X	X						Sample with Grundfos Pump
MW-54	07/07/06	X	X	X						Sample with Grundfos Pump
MW-55	07/11/06	X	X	X						Sample with Grundfos Pump
MW-56A	07/06/06	X	X	X						Sample with Grundfos Pump
MW-56B	06/29/06	X	X	X						Sample with Grundfos Pump
MW-56C	07/07/06	X	X	X						Sample with Grundfos Pump
MW-56D	07/11/06	X	X	X						Sample with Grundfos Pump
MW-57A	07/05/06	X	X	X						Sample with Grundfos Pump
MW-57B	07/11/06	X	X	X	X	X	X	X	X	Sample with Grundfos Pump. MS/MSD. Duplicate MW-157B.
MW-57C	07/07/06	X	X	X						Sample with Grundfos Pump
MW-57D	07/10/06	X	X	X	X	X	X	X	X	Sample with Grundfos Pump
MW-58A	06/14/06	X	X	X						Sample with Peristoltic Pump
MW-58B	06/14/06	X	X	X						Sample with Peristoltic Pump
MW-58C	06/14/06	X	X	X						Sample with Peristoltic Pump
MW-58D	06/14/06	X	X	X						Sample with Peristoltic Pump
MW-59C	07/10/06	X	X	X						Sample with Grundfos Pump
MW-59D	07/12/06	X	X	X	X	X	X	X	X	Sample with Grundfos Pump
MW-60A	07/12/06	X	X	X	X	X	X	X	X	Sample with Grundfos Pump
MW-60B	06/29/06	X	X	X	X	X	X	X	X	Sample with Grundfos Pump
MW-61A	07/17/06	X	X	X						Sample with Grundfos Pump
MW-61B	07/13/06	X	X	X	X	X	X	X	X	Sample with Grundfos Pump
MW-61C	07/03/06	X	X	X						Sample with Grundfos Pump
MW-61D	07/17/06	NA	NA	NA	NA	NA	NA	NA	NA	Obstruction in well at 63 feet bgs.
MW-62A	06/14/06	X	X	X						Sample with Peristoltic Pump. Duplicate MW-162A.
MW-66	07/10/06	X	X	X	X	X	X	X	X	Sample with Grundfos Pump
MW-67	06/06/06	X	X	X	X	X	X	X	X	Sample with Peristoltic Pump
OW-01	06/23/06	X	X	X						Sample with Grundfos Pump
OW-02	06/07/06	X	X	X						Sample with Peristoltic Pump. Duplicate OW-102.

Table 3-1 Sampling Schedule - Second Quarter 2006 (continued)
Beaumont Site 1

Monitoring Well or Surface Water Location	Sample Date	VOCs (1)	1,4-Dioxane (2)	Perchlorate (3)	Arsenic, Beryllium, Cadmium and Lead (4)	Hex-chrome (5)	RDX (6)	NDMA (7)	1,2,3-TCP (8)	Comments and QA / QC Samples
OW-08	06/19/06	X	X	X						Sample with Grundfos Pump
P-02	06/08/06	X	X	X						Sample with Peristoltic Pump
P-03	06/19/06	X	X	X						Sample with Grundfos Pump
P-04	06/08/06	X	X	X						Sample with Peristoltic Pump
P-05	06/21/06	X	X	X	X	X	X	X	X	Sample with Grundfos Pump. MS/MSD. Duplicate P-105.
FSW- Jun06	06/05/06	X	X	X						
SW-01	NA	NA	NA	NA	NA	NA	NA	NA	NA	Dry, no sample collected.
SW-02	06/05/06	X	X	X						Duplicate SW-102.
SW-03	06/05/06	X	X	X						
SW-04	06/05/06	X	X	X						
SW-05	NA	NA	NA	NA	NA	NA	NA	NA	NA	Dry, no sample collected.
SW-06	06/05/06	X	X	X						
SW-07	06/05/06	X	X	X						MS/MSD.
SW-07 RESAMP	06/21/06		X							
SW-08	NA	NA	NA	NA	NA	NA	NA	NA	NA	Dry, no sample collected.
LSW- Jun06	06/05/06	X	X	X						
LSW- Jun06 RESAMP	06/21/06		X							

Total Sample Locations:	84
Sample Location Not Accessible:	0
Dry Sample Locations:	3
Total Samples Collected:	78
Damaged Wells:	5

Notes:

Well not sampled or surface water sample not collected.

(1) - Volatile organic compounds (VOCs) analyzed by United States Environmental Protection Agency (EPA) Method 8260 B.

(2) - 1,4 - Dioxane analyzed by EPA Method 8270 C(M) isotope dilution.

(3) - Perchlorate analyzed by EPA Method 314.0.

(4) - Title 22 Metals analyzed by EPA Method 6010.

(5) - Hexavalent chromium analyzed by EPA Method 218.6 (unfiltered).

(6) - Royal demolition explosive (RDX) analyzed by EPA Method 8330.

(7) - N-Nitrosodimethylamine (NDMA) analyzed by EPA Method 1625C (M).

(8) - 1,2,3-Trichloropropane (1,2,3-TCP) analyzed by EPA Method SRL 524 (M).

MS / MSD - Matrix Spike / Matrix Spike Duplicate.

NA - Not applicable.

QA / QC - Quality Assurance / Quality Control.

X:\GIS\LOCKHEED 18086-03\2006\Q3-Q4_05 SAMP SCHED.MXD

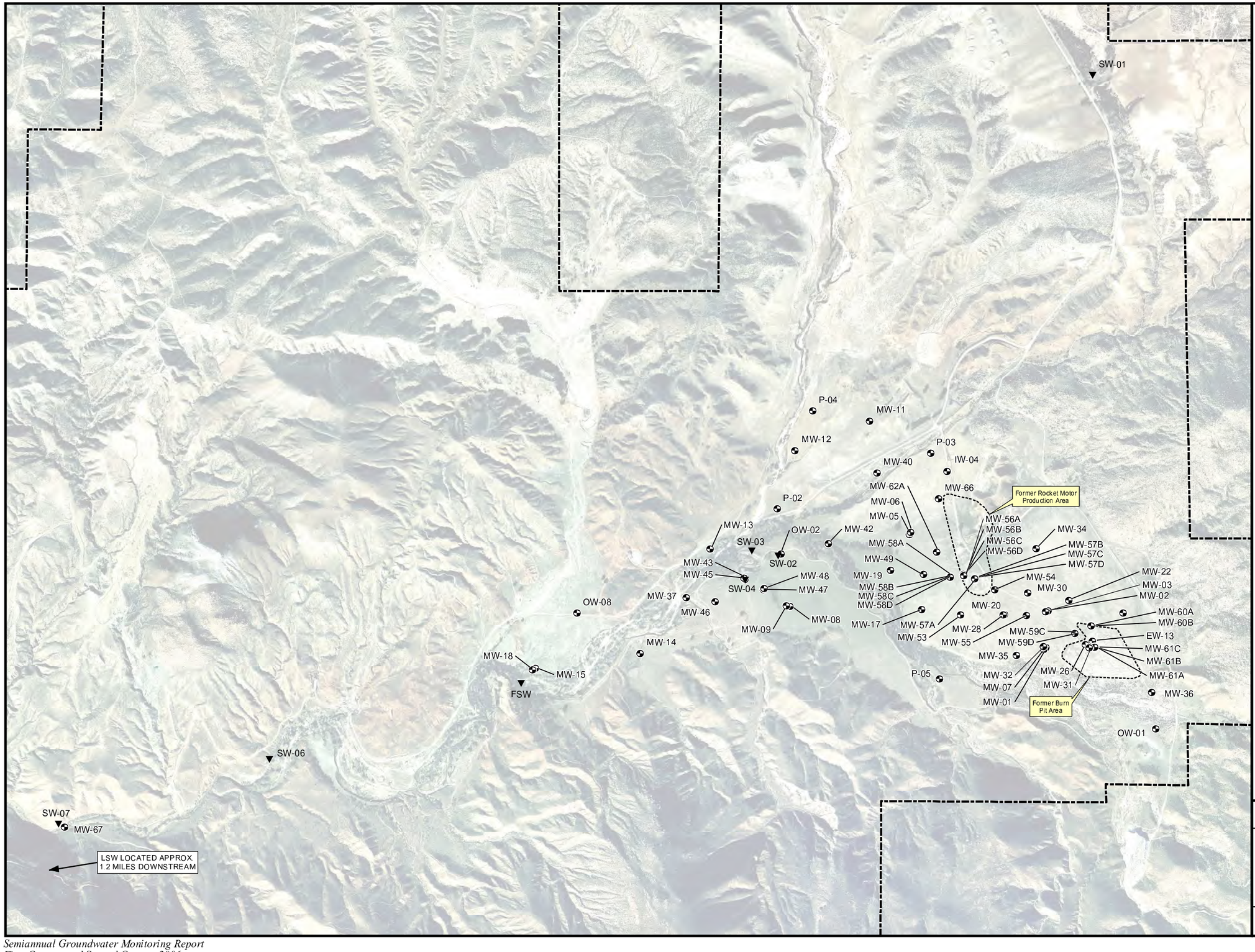

0 500 1,000 1,500 2,000 2,500 Feet

Adapted from: February 2002 aerial photograph.

Well locations from Hillwig and Goodrow survey, 2003.

LEGEND

- Beaumont Site 1 Property Boundary
- Sampled Well (Second Quarter 2006)
- Surface Water Sample (Second Quarter 2006)

Notes: LSW for First and Second Quarter 2006 is located approximately 1.2 miles downstream from SW-07 at the property boundary.

Beaumont Site 1 property boundary is approximate.

Beaumont Site 1

Figure 3-1

Second Quarter 2006 Sample Locations

Tetra Tech, Inc. March 2007

3.2.2 Field Sampling Procedures

The following water quality field parameters were measured and recorded on field data sheets (Appendix B) during well purging activities: water level, temperature, pH, electrical conductivity (EC), turbidity, oxidation reduction potential, and dissolved oxygen. Generally, groundwater samples were collected from monitoring wells by low-flow purging and sampling through a variable flow submersible electric pump or using a peristaltic pump. Purging was considered complete when at least one discharge hose volume had been removed and the above parameters had stabilized, or the well was purged dry (evacuated). Stabilization of water quality parameters were used as an indication that fresh formation water had entered the well and was being purged. The criteria for stabilization of these parameters are as follows: water level +/- 0.1 foot; temperature +/- 1 degree Centigrade; pH +/- 0.1 unit; and EC +/- 5%. Sampling instruments and equipment were maintained, calibrated, and operated in accordance with the manufacturer's specifications, guidelines, and recommendations. If a well was purged dry, the well was sampled with a disposable bailer after sufficient recharge had taken place to allow sample collection.

Surface water sampling locations were previously located using global positioning satellite (GPS) system and marked in the field. Surface water samples were collected at previously mapped GPS system locations using either a disposable bailer and transferred to the laboratory supplied water sample containers or the water sample was collected directly in the laboratory supplied water sample containers. Temperature, pH, EC, turbidity, oxidation reduction potential, and dissolved oxygen were measured and recorded on field data sheets at surface water sampling locations.

For the monitoring event, water samples were collected in order of decreasing volatilization potential and placed in appropriate containers. A sample identification label was affixed to each sample container and sample custody was maintained by chain-of-custody record. Collected samples were chilled and transported to Calscience Environmental Laboratories, Inc. a state-accredited analytical laboratory, via courier, thus maintaining proper temperatures and sample integrity. Trip blanks (LTBs) and equipment blanks (LEBs) were collected to assess cross-contamination potential of water samples while in transit and/or via sampling equipment.

3.3 ANALYTICAL DATA QA/QC

The samples were tested using approved United Sates Environmental Protection Agency Methods (EPA) methods. Since the analytical data were obtained by following EPA approved method criteria, the data were evaluated by using the EPA approved validation methods described in the *National Functional Guidelines* (EPA, 1999 and EPA, 2004). The *National Functional Guidelines* contain instructions on

method required quality control parameters and on how to interpreter these parameters to confer validation to environmental data results.

Quality control parameters used in validating data results include: holding times, field blanks, laboratory control samples, method blanks, duplicate environmental samples, spiked samples, and surrogate and spike recovery data. A summary of validated analytical results by method is presented in Appendix C.

3.4 HABITAT CONSERVATION

Consistent with the U.S. Fish and Wildlife Service Habitat Conservation Plan (USFWS, 2005) and subsequent clarifications (LMC, 2006a, 2006b and 2006c) of the Plan describing "Low Affect" activities for environmental remediation at the Site, prior to initiating groundwater monitoring field activities, a biological survey of the surrounding area of each proposed groundwater monitoring well location was performed by a Section 10A permitted or sub-permitted biologist to evaluate the potential for impacts during field activities to sensitive species/habitats (i.e., Stephens' Kangaroo Rat [SKR]). As part of the biological survey, the biologist identified and marked all potential or suspected SKR burrows that were located in the vicinity of each sampling location to avoid the potential "take" (i.e., harm, harassment, and/or death) of SKRs. The biologist also clearly marked the ingress and egress routes to each sampling location in an effort to minimize the overall footprint of field activities and impacts to SKR habitat. Further, as specified, after surveying the work areas, the biologist remained on Site during field activities to implement requirements of the "Low Affect" agreement.

4.0 GROUNDWATER MONITORING RESULTS

The results and interpretations of the First Quarter and Second Quarter 2006 groundwater monitoring events are presented in the following subsections. This section includes tabulated summaries of groundwater elevation and water quality data collected, groundwater contour maps, and primary COPC analyte results figures and isoconcentration maps. Plots of groundwater elevation versus time (hydrographs) and concentration versus time (time-series graphs) for primary and secondary COPC analytes are presented in Appendices D and E, respectively.

4.1 GROUNDWATER ELEVATIONS

Groundwater elevations during the First Quarter 2006 monitoring event ranged from approximately 2,158 feet mean sea level (msl) upgradient of the former BPA to approximately 1,794 feet msl in the MCEA. Groundwater elevations during the Second Quarter 2006 monitoring event ranged from approximately 2,156 feet msl upgradient of the former BPA to approximately 1,794 feet msl in the MCEA. Groundwater elevations for the First Quarter and Second Quarter 2006 monitoring events from wells screened in the alluvial and shallow Mount Eden Formation in the former BPA, former RMPA, NPCA and MCEA are shown on Figures 4-1 and 4-2, respectively. A tabulated summary of groundwater elevations for all the wells measured during the First Quarter and Second Quarter 2006 monitoring events is presented in Table 4-1. Hydrographs for individual wells and well groups are presented in Appendix D.

Between November 28, 2005 (Fourth Quarter 2005) and March 7, 2006 (First Quarter 2006), average groundwater levels decreased approximately 1.73 feet in the former BPA, decreased approximately 1.86 feet in the former RMPA, increased approximately 0.96 feet in the NPCA, and decreased approximately 0.10 feet in the MCEA. Figure 4-3 presents elevation differences between the Fourth Quarter 2005 and First Quarter 2006 groundwater monitoring events.

Between March 7, 2006 (First Quarter 2006) and June 1, 2006 (Second Quarter 2006), average groundwater levels decreased approximately 1.28 feet in the former BPA, decreased approximately 1.02 feet in the former RMPA, increased approximately 0.26 feet in the NPCA, and increased approximately 0.65 feet in the MCEA. Figure 4-4 presents elevation differences between the First Quarter and Second Quarter 2006 groundwater monitoring events.

Groundwater elevations and seasonal responses to changes in recharge for select shallow and deeper wells are shown on Figures 4-5 through 4-7. The selected wells represent an affected groundwater flowpath from the former BPA, through the former RMPA and southwestward (downgradient) through the valley.

X:\GIS\LOCKHEED 18086-032\006\GW_CONT_Q1_2006.MXD

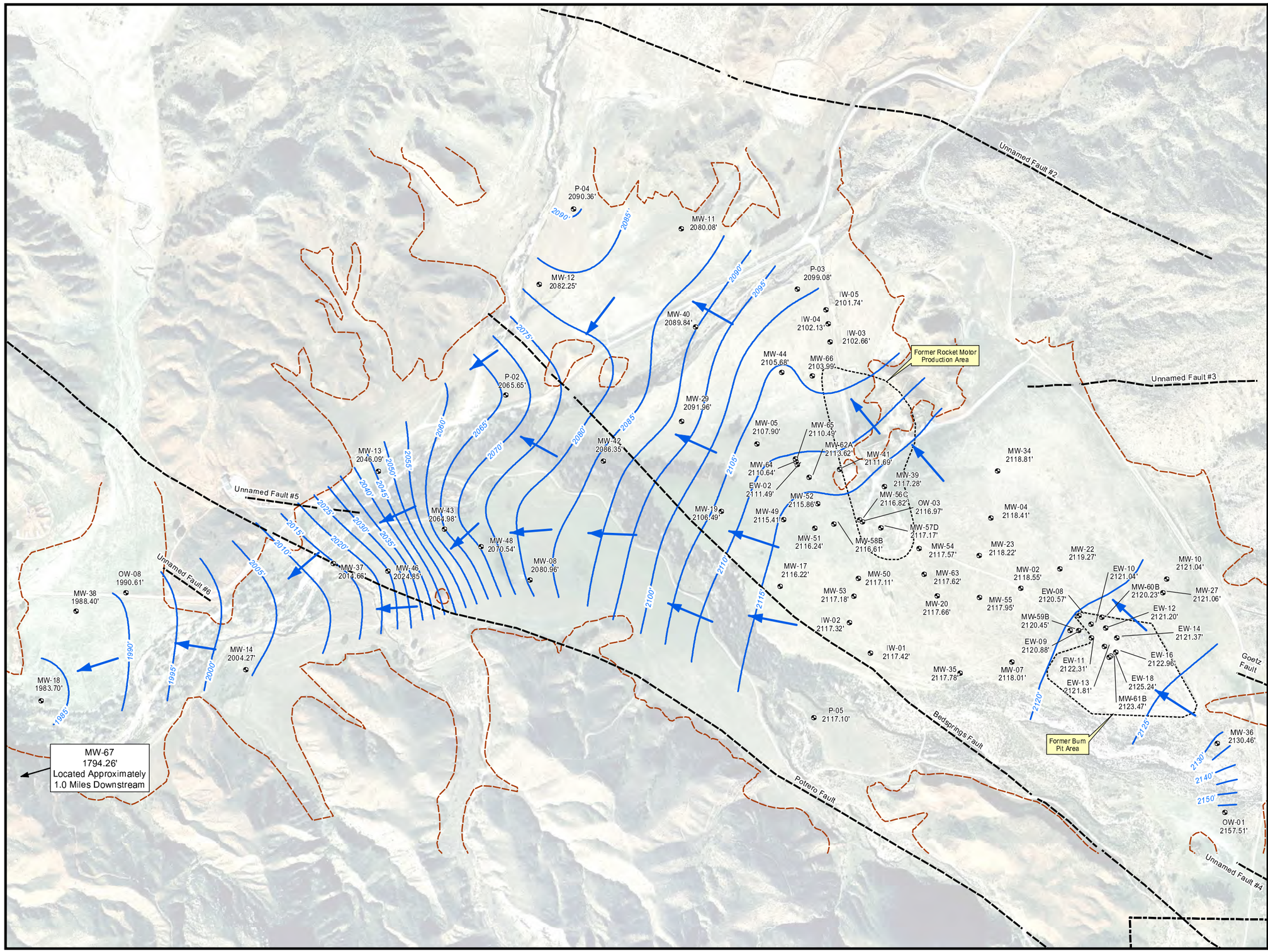

0 500 1,000 1,500 Feet

Adapted from: February 2002 aerial photograph.

Published fault locations from Hydrogeologic Investigation for Water Resources Development, Leighton and Associates, 1983.

LEGEND

- Well Location
- Groundwater Flow Direction
- 2050' Groundwater Elevation Contour (mean sea level, dashed where inferred)
- Fault
- Beaumont Site 1 Property Boundary
- Mt. Eden/Alluvium Surface Contact

Notes: Beaumont Site 1 property boundary is approximate.
5-foot contour interval.

Beaumont Site 1

Figure 4-1
March 2006
Groundwater Contours for Alluvium and Shallow Mount Eden Formation

Tetra Tech, Inc. March 2007

X:\GIS\LOCKHEED 18086-03\2006\GW_CONT_Q2_2006.MXD

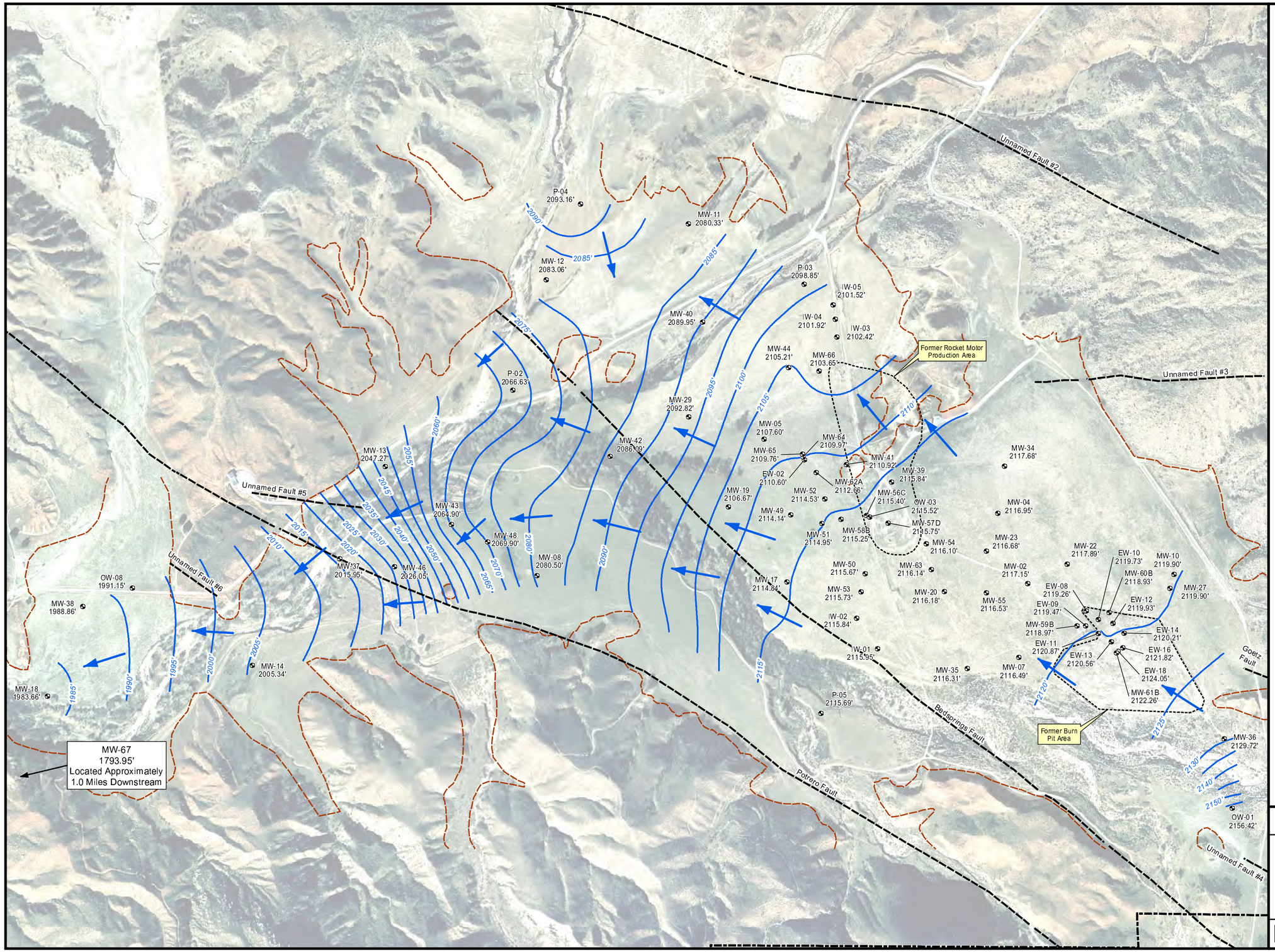

0 500 1,000 1,500 Feet

Adapted from: February 2002 aerial photograph.

LEGEND

- Well Location
- Groundwater Flow Direction
- 2050' Groundwater Elevation Contour (mean sea level, dashed where inferred)
- Fault
- Beaumont Site 1 Property Boundary
- Mt. Eden/Alluvium Surface Contact

Notes: Beaumont Site 1 property boundary is approximate.
5-foot contour interval.

Beaumont Site 1

Figure 4-2
June 2006
Groundwater Contours for Alluvium and Shallow Mount Eden Formation

Tetra Tech, Inc. March 2007

Table 4-1 Groundwater Elevation - First Quarter and Second Quarter 2006

Beaumont Site 1

				March 2006 Groundwater Elevation Data				June 2006 Groundwater Elevation Data				
Well ID	Site Area	HSU	Date Measured	Measuring Point Elevation (feet msl)	March 2006 Depth to Water (feet)	March 2006 Groundwater Elevation (feet msl)	Groundwater Elevation Change from Fourth Quarter 2005	Date Measured	Measuring Point Elevation (feet msl)	June 2006 Depth to Water (feet)	June 2006 Groundwater Elevation (feet msl)	Groundwater Elevation Change from First Quarter 2006
EW-01	RMPA	QA/SMEF	03/06/06	2142.62	25.77	2116.85	-2.04	06/01/06	2142.62	27.20	2115.42	-1.43
EW-02	RMPA	QA/SMEF	03/06/06	2126.15	14.66	2111.49	-1.22	05/30/06	2126.15	15.55	2110.60	-0.89
EW-08	BPA	QA/SMEF	03/07/06	2178.40	57.83	2120.57	-1.54	06/01/06	2178.40	59.14	2119.26	-1.31
EW-09	BPA	QA/SMEF	03/07/06	2179.67	58.79	2120.88	-1.85	06/01/06	2179.67	60.20	2119.47	-1.41
EW-10	BPA	QA/SMEF	03/07/06	2180.19	59.15	2121.04	-1.44	06/01/06	2180.19	60.46	2119.73	-1.31
EW-11	BPA	QA/SMEF	03/07/06	2180.76	58.45	2122.31	-1.73	06/01/06	2180.76	59.89	2120.87	-1.44
EW-12	BPA	QA/SMEF	03/07/06	2181.81	60.61	2121.20	-1.25	06/01/06	2181.81	61.88	2119.93	-1.27
EW-13	BPA	QA/SMEF	03/07/06	2181.86	60.05	2121.81	-1.48	06/01/06	2181.86	61.30	2120.56	-1.25
EW-14	BPA	QA/SMEF	03/07/06	2184.59	63.22	2121.37	-1.14	06/01/06	2184.59	64.38	2120.21	-1.16
EW-15	BPA	QA/SMEF	03/07/06	2183.55	NA	NA	NA	06/01/06	2183.55	NA	NA	NA
EW-16	BPA	QA/SMEF	03/07/06	2184.26	61.30	2122.96	-1.11	06/01/06	2184.26	62.44	2121.82	-1.14
EW-17	BPA	QA/SMEF	03/07/06	2179.15	60.15	2119.00	-2.04	06/01/06	2179.15	61.57	2117.58	-1.42
EW-18	BPA	QA/SMEF	03/07/06	2184.01	58.77	2125.24	-1.16	06/01/06	2184.01	59.96	2124.05	-1.19
IW-01	RMPA	QA/SMEF	03/06/06	2160.73	43.31	2117.42	-2.31	05/31/06	2160.73	44.78	2115.95	-1.47
IW-02	RMPA	QA/SMEF	03/06/06	2155.01	37.69	2117.32	-2.31	05/31/06	2155.01	39.17	2115.84	-1.48
IW-03	NPCA	QA/SMEF	03/06/06	2132.86	30.20	2102.66	0.06	05/30/06	2132.86	30.44	2102.42	-0.24
IW-04	NPCA	QA/SMEF	03/06/06	2135.09	32.96	2102.13	0.06	05/30/06	2135.09	33.17	2101.92	-0.21
IW-05	NPCA	QA/SMEF	03/06/06	2136.94	35.20	2101.74	0.14	05/30/06	2136.94	35.42	2101.52	-0.22
MW-01	BPA	QA/SMEF	03/07/06	2176.98	59.01	2117.97	-2.52	05/30/06	2176.98	60.55	2116.43	-1.54
MW-02	BPA	QA/SMEF	03/07/06	2170.10	51.55	2118.55	-1.96	05/31/06	2170.10	52.95	2117.15	-1.40
MW-03	BPA	DMEF	03/07/06	2169.36	117.21	2052.15	-0.85	05/31/06	2169.36	118.06	2051.30	-0.85
MW-04	RMPA	QA/SMEF	03/07/06	2160.02	41.61	2118.41	-1.88	06/01/06	2160.02	43.07	2116.95	-1.46
MW-05	RMPA	QA/SMEF	03/06/06	2121.40	13.50	2107.90	-0.09	05/30/06	2121.40	13.80	2107.60	-0.30
MW-06	RMPA	QA/SMEF	03/06/06	2121.76	14.90	2106.86	-0.89	05/30/06	2121.76	15.63	2106.13	-0.73
MW-07	BPA	QA/SMEF	03/07/06	2176.52	58.51	2118.01	-2.66	05/31/06	2176.52	60.03	2116.49	-1.52
MW-08	NPCA	QA/SMEF	03/06/06	2090.53	9.57	2080.96	0.83	05/31/06	2090.53	10.03	2080.50	-0.46
MW-09	NPCA	QA/SMEF	03/06/06	2089.16	Artesian	Artesian	NA	05/31/06	2089.16	Artesian	Artesian	NA
MW-10	BPA	QA/SMEF	03/07/06	2179.40	58.36	2121.04	-0.97	05/31/06	2179.40	59.50	2119.90	-1.14
MW-11	NPCA	QA/SMEF	03/06/06	2122.61	42.53	2080.08	0.11	05/30/06	2122.61	42.28	2080.33	0.25
MW-12	NPCA	QA/SMEF	03/06/06	2098.49	16.24	2082.25	4.27	05/30/06	2098.49	15.43	2083.06	0.81
MW-13	NPCA	QA/SMEF	03/06/06	2057.89	11.80	2046.09	3.11	05/30/06	2057.89	10.62	2047.27	1.18
MW-14	NPCA	QA/SMEF	03/06/06	2029.67	25.40	2004.27	0.05	05/31/06	2029.67	24.33	2005.34	1.07
MW-15	NPCA	QA/SMEF	03/06/06	2009.76	25.03	1984.73	0.26	05/30/06	2009.76	24.01	1985.75	1.02
MW-16	NPCA	QA/SMEF	09/21/05	NA	NA	NA	NA	05/30/06	NA	NA	NA	NA
MW-17	RMPA	QA/SMEF	03/06/06	2140.40	24.18	2116.22	-2.14	05/30/06	2140.40	25.56	2114.84	-1.38
MW-18	NPCA	QA/SMEF	03/06/06	2008.69	24.99	1983.70	0.29	05/30/06	2008.69	25.03	1983.66	-0.04
MW-19	RMPA	QA/SMEF	03/06/06	2118.49	12.00	2106.49	0.77	05/30/06	2118.49	11.82	2106.67	0.18
MW-20	RMPA	QA/SMEF	03/07/06	2162.03	44.37	2117.66	-1.75	06/01/06	2162.03	45.85	2116.18	-1.48
MW-21	RMPA	QA/SMEF	03/07/06	2160.73	42.63	2118.10	3.07	06/01/06	2160.73	44.11	2116.62	-1.48
MW-22	BPA	QA/SMEF	03/07/06	2170.73	51.46	2119.27	-1.74	06/01/06	2170.73	52.84	2117.89	-1.38
MW-23	RMPA	QA/SMEF	03/07/06	2162.01	43.79	2118.22	-2.04	06/01/06	2162.01	45.33	2116.68	-1.54
MW-24	BPA	QA/SMEF	03/07/06	2182.89	64.93	2117.96	-2.51	06/01/06	2182.89	NA	NA	NA
MW-26	BPA	QA/SMEF	03/07/06	2183.81	63.11	2120.70	-2.44	06/01/06	2183.81	64.66	2119.15	-1.55
MW-27	BPA	QA/SMEF	03/07/06	2182.73	61.67	2121.06	-1.03	05/31/06	2182.73	62.83	2119.90	-1.16
MW-28	RMPA	QA/SMEF	03/07/06	2160.84	43.23	2117.61	-2.38	06/01/06	2160.84	44.70	2116.14	-1.47
MW-29	NPCA	QA/SMEF	03/06/06	2115.09	23.13	2091.96	0.58	05/30/06	2115.09	22.27	2092.82	0.86
MW-30	RMPA	QA/SMEF	03/07/06	2161.47	42.61	2118.86	-1.59	06/01/06	2161.47	43.93	2117.54	-1.32
MW-31	BPA	DMEF	03/07/06	2186.52	79.55	2106.97	-1.96	06/01/06	2186.52	81.02	2105.50	-1.47
MW-32	BPA	DMEF	03/07/06	2176.61	73.39	2103.22	-1.73	05/31/06	2176.61	74.93	2101.68	-1.54
MW-34	RMPA	QA/SMEF	03/07/06	2153.80	34.99	2118.81	-0.96	06/01/06	2153.80	36.12	2117.68	-1.13
MW-35	BPA	QA/SMEF	03/07/06	2170.98	53.20	2117.78	-2.45	05/31/06	2170.98	54.67	2116.31	-1.47
MW-36	BPA	QA/SMEF	03/07/06	2205.18	74.72	2130.46	-3.95	05/31/06	2205.18	75.46	2129.72	-0.74
MW-37	NPCA	QA/SMEF	03/07/06	2040.97	26.31	2014.66	1.23	05/31/06	2040.97	25.02	2015.95	1.29
MW-38	NPCA	QA/SMEF	03/06/06	2030.29	41.89	1988.40	-0.61	05/31/06	2030.29	41.43	1988.86	0.46
MW-39	RMPA	QA/SMEF	03/07/06	2144.18	26.90	2117.28	-2.01	06/01/06	2144.18	28.34	2115.84	-1.44

Notes:

" - " - Formation screened not defined.
bgs - Below ground surface.
BPA - Burn Pit Area.
DMEF - Deeper Mount Eden Formation.
MCEA Massacre Canyon Entrance Area.
msl - Mean sea level.
NA - Not available.
NPCA Northern Protero Creek Area.
QA/SMEF - Quaternary Alluvium / Shallow Mount Eden Formation.
RMPA Rocket Motor Production Area.

Semiannual Groundwater Monitoring Report
First Quarter and Second Quarter 2006
Lockheed Martin Corporation, Beaumont Site 1
Beaumont, California



Volume 2 of 2

LOCKHEED MARTIN

Tetra Tech, Inc.
348 W. Hospitality Lane, Suite 100
San Bernardino, California 92408
TC# 18086-03 / March 2007

APPENDIX A – WELL CONSTRUCTION SUMMARY TABLE

Well Construction Summary Table

Beaumont Site 1

Well ID	Date Installed	Formation Screened	HSU	Elevation (TOC, feet)	Depth to TOS (feet)	Depth to BOS (feet)	Screen Length (feet)	Reported Borehole Depth (feet)	Borehole Diameter (inches)	Casing Diameter (inches) & Material	Screen Slot Size (inches) & Material	Drilling Method	Filter Pack	Northing Coordinate	Easting Coordinate
EW-01	09/22/92	QA	QA/SMEF	2,142.624	34.64	76.04	41.4	85	8	5 PVC	0.02 SS	Auger	#3 sand	2258178.806	6353216.577
EW-02	10/22/92	QA	QA/SMEF	2,126.151	25	66.48	41.48	70	12	4 PVC	0.02 SS	Auger	sand	2258684.835	6352717.483
EW-08	10/21/92	ME	QA/SMEF	2,178.396	60.55	112	51.45	115	10	4 PVC	0.02 SS	Auger	#3 sand	2257417.355	6355080.679
EW-09	09/23/92	ME	QA/SMEF	2,179.67	70	120	50	122	8	4 PVC	0.02 SS	Auger	sand	2257291.988	6355076.092
EW-10	10/20/92	ME	QA/SMEF	2,180.188	60.5	111.92	51.42	115	10	4 PVC	0.02 SS	Auger	#3 sand	2257345.522	6355182.199
EW-11	10/07/92	ME	QA/SMEF	2,180.755	60.57	101.23	40.66	105	10	4 PVC	0.02 SS	Hollow Stem	#3 sand	2257229.647	6355183.411
EW-12	10/12/92	ME	QA/SMEF	2,181.81	60.7	111.34	50.64	115	10	4 PVC	0.02 SS	Hollow Stem	#3 sand	2257312.654	6355304.538
EW-13	09/17/92	ME	QA/SMEF	2,181.861	74	114	40	117	10	4 PVC	0.02 SS	Hollow Stem	#3 sand	2257159.328	6355292.969
EW-14	10/08/92	ME/QA	QA/SMEF	2,184.586	60.48	101.25	40.77	105	10	4 PVC	0.02 SS	Hollow Stem	#3 sand	2257230.232	6355398.09
EW-15	09/25/92	ME	QA/SMEF	2,183.551	64.35	105	40.65	107	8	4 PVC	0.02 SS	Auger	#3 sand	2257043.056	6355288.23
EW-16	09/28/92	ME	QA/SMEF	2,184.255	64.4	105	40.6	107	8	4 PVC	0.02 SS	Auger	#3 sand	2257109.214	6355388.555
EW-17	NA	NA	QA/SMEF	NA	NA	NA	NA	NA	NA	NA	NA	NA	NA	NA	NA
EW-18	02/03/93	ME	QA/SMEF	2,184.007	60	101	41	102	10	4 PVC	CS	Hollow Stem	#3 sand	2257079.3	6355347.664
IW-01	08/12/92	QA	QA/SMEF	2,160.73	7.01	90	82.99	95	8	5 PVC	0.03 CS	Auger	#3 sand	2257101.374	6353331.114
IW-02	08/13/92	QA	QA/SMEF	2,155.006	10	95	85	100	8	5 PVC	0.03 CS	Hollow Stem	#3 sand	2257357.491	6353155.656
IW-03	09/29/92	QA	QA/SMEF	2,132.855	22.24	63.2	40.96	65	12	5 PVC	SS	Auger	#3 Montery Sand	2259714.017	6352991.055
IW-04	10/01/92	QA	QA/SMEF	2,135.09	22.24	62.94	40.7	65	12	5 SS	0.02 SS	Auger	#3 Montery Sand	2259864.226	6352976.975
IW-05	10/02/92	QA	QA/SMEF	2,136.94	21.15	61.73	40.58	65.5	12	5 SS	0.02 SS	Auger	#3 Montery Sand	2259983.463	6352957.53
MW-01	12/07/89	ME	QA/SMEF	2,176.979	116	126	10	128	8.5	4 PVC	0.02 SS	Air Rotary	sand	2257058.039	6354553.362
MW-02	12/04/89	QA	QA/SMEF	2,170.102	73	93	20	102	8.5	4 PVC	0.02 SS	Air Rotary	sand	2257645.782	6354590.74
MW-03	12/19/89	ME	DMEF	2,169.356	260	270	10	272	10	4 PVC	0.02 SS	Dual Tube	sand	2257626.702	6354550.264
MW-04	12/09/89	QA	QA/SMEF	2,160.016	62	82.4	20.4	85	12	4 PVC	0.01 SS	Hollow Stem	sand	2258236.378	6354340.213
MW-05	12/10/89	QA	QA/SMEF	2,121.399	23.6	43.6	20	43.6	12	4 PVC	0.01 SS	Hollow Stem	sand	2258857.213	6352378.394
MW-06	12/10/89	QA/ME	QA/SMEF	2,121.759	104	114	10	114	8.5	4 PVC	0.02 SS	Air Rotary	sand	2258893.323	6352396.266
MW-07	12/14/89	QA	QA/SMEF	2,176.515	80	90	10	90	8.5	4 PVC	0.02 SS	Air Rotary	sand	2257028.666	6354516.68

Well Construction Summary Table (continued)
Beaumont Site 1

Well ID	Date Installed	Formation Screened	HSU	Elevation (TOC, feet)	Depth to TOS (feet)	Depth to BOS (feet)	Screen Length (feet)	Reported Borehole Depth (feet	Borehole Diameter (inches)	Casing Diameter (inches) & Material	Screen Slot Size (inches) & Material I	Drilling Method	Filter Pack	Northing Coordinate	Easting Coordinate
MW-08	12/03/89	QA	QA/SMEF	2,090.53	13.1	33.6	20.5	33.6	12	4 PVC	0.02 SS	Hollow Stem	sand	2257714.789	6350475.331
MW-09	12/01/89	QA	QA/SMEF	2,089.162	115	125	10	125	8.5	4 PVC	0.02 SS	Air Rotary	sand	2257725.756	6350417.355
MW-10	12/06/89	QA	QA/SMEF	2,179.397	78.6	99	20.4	99	12	4 PVC	0.01 SS	Hollow Stem	sand	2257724.365	6355816.616
MW-11	12/01/89	QA	QA/SMEF	2,122.609	46	66	20	70	12	4 PVC	0.02 SS	Auger	sand	2260663.015	6351744.173
MW-12	12/02/89	QA	QA/SMEF	2,098.492	29	49	20	55	12	4 PVC	0.01 SS	Auger	sand	2260194.794	6350552.816
MW-13	12/05/89	QA	QA/SMEF	2,057.892	16	36	20	38	12	4 PVC	0.01 SS	Auger	sand	2258627.491	6349202.758
MW-14	12/07/89	QA	QA/SMEF	2,029.665	29	49	20	50	12	4 PVC	0.01 SS	Auger	sand	2256962.949	6348090.002
MW-15	12/21/89	QA	QA/SMEF	2,009.763	81	91	10	93	10	4 PVC	0.02 SS	Dual Tube	sand	2256727.724	6346418.441
MW-16	12/09/89	QA/ME	QA/SMEF	1,811.642	8	13	5	15	6	2 PVC	0.02 SS	Auger	sand	2254217.783	6339843.041
MW-17	12/11/89	QA	QA/SMEF	2,140.398	44	64	20	65	12	4 PVC	0.01 SS	Auger	sand	2257661.196	6352571.843
MW-18	12/13/89	QA	QA/SMEF	2,008.693	30	50	20	52	12	4 PVC	0.01 SS	Auger	sand	2256702.803	6346372.611
MW-19	12/13/89	QA	QA/SMEF	2,118.488	25	45	20	50	12	4 PVC	0.01 SS	Auger	sand	2258290.931	6352080.867
MW-20	01/21/91	QA	QA/SMEF	2,162.029	65	95	30	135	12	5 PVC	0.02 SS	Auger	sand	2257581.651	6353891.413
MW-21	01/24/91	QA	QA/SMEF	2,160.726	70	100	30	165	12	5 PVC	0.02 SS	Auger	#3 sand	2257920.109	6354242.324
MW-22	01/28/91	QA	QA/SMEF	2,170.733	74	114	40	120	12	5 PVC	0.02 SS	Auger	#3 sand	2257810.008	6354920.862
MW-23	08/13/92	QA	QA/SMEF	2,162.014	85	115	30	119	12	5 PVC	0.02 SS	Auger	sand	2257901.725	6354260.256
MW-24	09/29/92	ME	QA/SMEF	2,182.891	85	105	20	105	8	2 PVC	0.02 SS	Auger	#3 Lonestar Sand	2257107.844	6355167.652
MW-25	11/27/90	ME	QA/SMEF	NA	80	100	20	110	8	2 PVC	0.02 SS	Auger	sand	NA	NA
MW-26	01/30/91	ME	QA/SMEF	2,183.812	88	128	40	129	12	5 PVC	PVC	Auger	sand	2257102.14	6355184.086
MW-27	02/08/91	QA	QA/SMEF	2,182.728	29	91	62	92	10	4 PVC	0.02 CS	Auger	sand	2257608.441	6355783.091
MW-28	02/20/91	QA	QA/SMEF	2,160.843	120	130	10	134	10	4 PVC	0.02 SS	Auger	#0/30 sand	2257576.445	6353871.203
MW-29	12/03/91	ME	QA/SMEF	2,115.09	23.7	48.7	25	50	10	4 PVC	0.02 SS	Dual Tube	#3 sand	2259045.174	6351747.298
MW-30	02/13/91	QA	QA/SMEF	2,161.471	90	124	34	125	12	4	0.02 SS	Auger	sand	2257927.37	6354263.467
MW-31	02/09/91	ME	DMEF	2,186.515	180	190	10	195	10	4 PVC	0.02 SS	Air Rotary	#30 Lonestar Sand	2257052.122	6355245.181
MW-32	02/11/91	ME	DMEF	2,176.613	210	220	10	223	10	4 PVC	0.02 SS	Air Rotary	#3 Lonestar Sand	2257072.067	6354514.908
MW-34	02/18/91	QA	QA/SMEF	2,153.801	62	82	20	85	10	4 PVC	0.02 SS	Auger	sand	2258631.497	6354396.239
MW-35	03/07/91	QA	QA/SMEF	2,170.982	60	80	20	140	10	4 PVC	0.02 SS	Auger	sand	2256935.259	6354082.481

Well Construction Summary Table (continued)
Beaumont Site 1

Well ID	Date Installed	Formation Screened	HSU	Elevation (TOC, feet)	Depth to TOS (feet)	Depth to BOS (feet)	Screen Length (feet)	Reported Borehole Depth (feet	Borehole Diameter (inches)	Casing Diameter (inches) & Material	Screen Slot Size (inches) & Material	Drilling Method	Filter Pack	Northing Coordinate	Easting Coordinate
MW-36	03/14/91	QA	QA/SMEF	2,205.182	85	105	20	105	8	2 PVC	0.02 SS	Auger	sand	2256344.469	6356239.055
MW-37	02/27/91	QA/ME	QA/SMEF	2,040.974	40	60	20	62	10	4 PVC	0.02 SS	Auger	#3 sand	2257854.911	6348823.257
MW-38	02/25/91	ME	QA/SMEF	2,030.291	60	80	20	82	10	4 PVC	0.02 SS	Auger	#0/30 sand	2257454.815	6346666.843
MW-39	03/11/91	QA	QA/SMEF	2,144.18	60	80	20	86	10	4 PVC	0.02 SS	Auger	#0/30 sand	2258498.715	6353448.166
MW-40	02/19/91	ME	QA/SMEF	2,126.393	46	66	20	67	10	4 PVC	0.02 SS	Auger	#3 sand	2259838.138	6351864.468
MW-41	12/10/91	ME	QA/SMEF	2,133.948	35	55	20	55	10	4 PVC	0.02 SS	Auger	#3 sand	2258643.971	6353070.453
MW-42	12/04/91	QA	QA/SMEF	2,092.55	13.2	34.2	21	36	10	4 PVC	0.02 SS	Auger	#3 sand	2258712.611	6351089.854
MW-43	12/06/91	QA	QA/SMEF	2,068.577	8.4	23.4	15	115.5	10	4 PVC	0.02 SS	Auger	#3 sand	2258143.229	6349757.829
MW-44	12/11/91	QA	QA/SMEF	2,128.692	34	54	20	59	10	4 PVC	0.02 SS	Auger	#3 sand	2259457.268	6352586.036
MW-45	12/10/91	QA	QA/SMEF	2,071.625	43	53	10	55	12	4 PVC	0.02 PVC	Auger	#3 sand	2258164.989	6349744.048
MW-46	09/28/92	QA	QA/SMEF	2,072.171	41.5	61.5	20	89	10	4 PVC	0.02 SS	Auger	#3 sand	2257789.204	6349281.033
MW-47	02/03/93	QA	QA/SMEF	2,077.682	43	53	10	54	12	4 PVC	0.02 PVC	Auger	#3 sand	2257976.142	6350052.104
MW-48	08/12/92	QA	QA/SMEF	2,076.497	8.7	23.7	15	54	10	4 PVC	0.02 SS	Auger	#3 sand	2257996.439	6350062.853
MW-49	12/20/91	QA	QA/SMEF	2,130.92	30.5	52	21.5	114	10	4 PVC	0.02 SS	Auger	#3 sand	2258222.624	6352603.282
MW-50	12/19/91	QA	QA/SMEF	2,151.433	54	74	20	74	10	4 PVC	0.02 SS	Auger	#3 sand	2257729.443	6353228.777
MW-51	08/14/92	QA	QA/SMEF	2,138.357	39	59.5	20.5	67	10	4 PVC	0.03 SS	Auger	#3 Montery Sand	2258149.865	6352864.056
MW-52	08/17/92	QA	QA/SMEF	2,136.184	37	57.48	20.48	65	10	4 PVC	0.03 SS	Auger	#3 Montery Sand	2258356.646	6352888.104
MW-53	08/20/92	QA	QA/SMEF	2,153.293	53	74.21	21.21	78	10	4 PVC	0.03 SS	Auger	#3 Montery Sand	2257578.641	6353192.673
MW-54	08/19/92	QA	QA/SMEF	2,153.435	53	74.21	21.21	80	10	4 PVC	0.03 SS	Auger	#3 Montery Sand	2257980.153	6353738.647
MW-55	08/19/92	QA	QA/SMEF	2,166.663	67	87.2	20.2	93	10	4 PVC	0.03 SS	Auger	#3 Montery Sand	2257570.192	6354244.246
MW-56A	08/27/92	ME	DMEF	2,143.086	175.73	178	2.27	183	8	2 PVC/SS	0.02 SS	Auger	#3 Montery Sand	2258203.229	6353242.359
MW-56B	08/27/92	QA	QA/SMEF	2,142.58	88.68	91	2.32	95.5	8	2 PVC/SS	0.02 SS	Auger	#3 Montery Sand	2258211.044	6353240.499
MW-56C	08/31/92	QA	QA/SMEF	2,142.768	48.2	58.45	10.25	63.8	8	2 PVC/SS	0.02 SS	Auger	#3 Montery Sand	2258218.663	6353238.448
MW-56D	09/11/92	QA	QA/SMEF	2,142.483	71.7	74	2.3	75	8	2 PVC/SS	0.02 SS	Auger	#3 Montery Sand	2258225.709	6353237.209
MW-57A	09/08/92	QA	QA/SMEF	2,145.981	58.73	69	10.27	75	8	2 PVC	0.02 SS	Auger	#3 Montery Sand	2258137.723	6353415.062
MW-57B	09/09/92	QA	QA/SMEF	2,146.194	93.73	96	2.27	98	8	2 PVC/SS	0.02 SS	Auger	#3 Montery Sand	2258143.491	6353416.168

Well Construction Summary Table (continued)
Beaumont Site 1

Well ID	Date Installed	Formation Screened	HSU	Elevation (TOC, feet)	Depth to TOS (feet)	Depth to BOS (feet)	Screen Length (feet)	Reported Borehole Depth (feet	Borehole Diameter (inches)	Casing Diameter (inches) & Material	Screen Slot Size (inches) & Material	Drilling Method	Filter Pack	Northing Coordinate	Easting Coordinate
MW-57C	09/10/92	QA	QA/SMEF	2,146.024	81.24	84.5	3.26	85	8	2 PVC/SS	0.02 SS	Auger	#3 Montery Sand	2258147.839	6353417.306
MW-57D	09/10/92	QA	QA/SMEF	2,146.1	44.73	56	11.27	57	8	2 PVC	0.02 SS	Auger	#3 Montery Sand	2258153.721	6353418.48
MW-58A	09/14/92	QA	QA/SMEF	2,140.728	78.3	81	2.7	88.5	8	2 PVC/SS	0.02 SS	Auger	#3 Montery Sand	2258190.285	6353019.306
MW-58B	09/14/92	QA	QA/SMEF	2,140.782	39.71	49.96	10.25	50	8	2 PVC	0.02 SS	Auger	#3 Montery Sand	2258185.713	6353023.758
MW-58C	09/14/92	QA	QA/SMEF	2,141.015	57.29	59.56	2.27	60	8	2 PVC/SS	0.02 SS	Auger	#3 Montery Sand	2258180.966	6353027.445
MW-58D	09/15/92	QA	QA/SMEF	2,140.942	67.74	70	2.26	70	8	2 PVC/SS	0.02 SS	Auger	#3 Montery Sand	2258177.483	6353030.309
MW-59A	08/26/92	ME	QA/SMEF	2,180.136	138	140	2	144	8	2 PVC/SS	0.02 SS	Auger	#3 Montery Sand	2257296.686	6354998.95
MW-59B	09/04/92	ME	QA/SMEF	2,180.391	97	107	10	110	8	2 PVC/SS	0.02 SS	Auger	#3 Montery Sand	2257291.511	6355004.942
MW-59C	09/10/92	ME	QA/SMEF	2,179.929	132	134	2	135.5	8	2 PVC/SS	0.02 SS	Auger	#3 Montery Sand	2257287.783	6355009.888
MW-59D	09/10/92	ME	QA/SMEF	2,180.527	118	120	2	125	8	2 PVC/SS	0.02 SS	Auger	#3 Montery Sand	2257284.046	6355014.885
MW-60A	09/02/92	ME	QA/SMEF	2,182.594	131.73	134	2.27	149	8	2 PVC/SS	0.02 SS	Auger	#3 Montery Sand	2257410.303	6355268.246
MW-60B	09/02/92	ME	QA/SMEF	2,182.768	111.73	114	2.27	119	8	2 PVC/SS	0.02 SS	Auger	#3 Montery Sand	2257404.793	6355271.86
MW-61A	09/01/92	ME	QA/SMEF	2,186.953	148	150	2	155	8	2 PVC/SS	0.02 SS	Auger	#3 Montery Sand	2257068.742	6355341.319
MW-61B	09/02/92	ME	QA/SMEF	2,186.768	92	102	10	105	8	2 PVC/SS	0.02 SS	Auger	#3 Montery Sand	2257066.439	6355334.247
MW-61C	09/08/92	ME	QA/SMEF	2,186.837	128	130	2	135	8	2 PVC/SS	0.02 SS	Auger	#3 Montery Sand	2257063.535	6355327.156
MW-61D	09/09/92	ME	QA/SMEF	2,186.833	114	116	2	120	8	2 PVC	0.02 SS	Auger	#3 Montery Sand	2257059.389	6355321.622
MW-62A	10/20/92	QA	QA/SMEF	2,131.317	38.4	41.1	2.7	45	8	2 PVC	0.02 SS	Auger	#3 Montery Sand	2258577.015	6352815.937
MW-62B	10/20/92	QA	QA/SMEF	2,131.492	62.23	64.5	2.27	65	8	2 PVC/SS	0.02 SS	Auger	#3 Montery Sand	2258579.946	6352811.446
MW-63	02/04/93	QA	QA/SMEF	2,156.196	21.5	63	41.5	64	10	5 PVC	0.02 CS	Auger	#3 Montery Sand	2257763.692	6353782.087
MW-64	02/05/93	QA	QA/SMEF	2,128.405	29.75	40.05	10.3	41	8	2 PVC	0.02 SS	Auger	#3 Montery Sand	2258707.795	6352707.578
MW-65	02/09/93	QA	QA/SMEF	2,128.915	23.5	45	21.5	47	10	5 PVC	0.02 SS	Auger	#3 Montery Sand	2258731.346	6352702.165
MW-66	02/10/93	QA	QA/SMEF	2,130.427	37.75	47.75	10	50	18	2 PVC	0.02 SS	Auger	#3 Montery Sand	2259427.311	6352841.14
MW-67	07/21/03	QA	QA/SMEF	1,799.54	7	12	5	15	6	2 PVC	0.02 PVC	Air Rotary	#2/12 Lonestar Sand	2254198.837	6338919.858
OW-01	05/25/83	QA	QA/SMEF	2,204.616	56	66	10	70	8	2 PVC	NA	Auger	NA	2255765.339	6356304.255

Well Construction Summary Table (continued)
Beaumont Site 1

Well ID	Date Installed	Formation Screened	HSU	Elevation (TOC, feet)	Depth to TOS (feet)	Depth to BOS (feet)	Screen Length (feet)	Reported Borehole Depth (feet	Borehole Diameter (inches)	Casing Diameter (inches) & Material	Screen Slot Size (inches) & Material	Drilling Method	Filter Pack	Northing Coordinate	Easting Coordinate
OW-02	05/26/83	QA	QA/SMEF	2,078.969	10	20	10	50	8	2 PVC	NA	Auger	NA	2258546.547	6350335.835
OW-03	05/26/83	QA	QA/SMEF	2,143.653	46	56	10	70	8	2 PVC	NA	Auger	NA	2258204.765	6353263.626
OW-04	05/26/83	QA	QA/SMEF	2,209.388	58	68	10	70	8	2 PVC	NA	Auger	NA	2266497.543	6351060.651
OW-05	05/27/83	QA	QA/SMEF	2,160.845	56	66	10	66	8	2 PVC	NA	Auger	NA	2262289.317	6351132.279
OW-06	05/27/83	QA	QA/SMEF	NA	NA	NA	NA	40	8	2 PVC	NA	Auger	NA	NA	NA
OW-07	05/27/83	QA	QA/SMEF	NA	37	47	10	49	8	2 PVC	NA	Auger	NA	NA	NA
OW-08	05/27/83	QA	QA/SMEF	2,036.329	51	61	10	64	8	2 PVC	NA	Auger	NA	2257609.464	6347084.328
P-02	12/05/91	QA	QA/SMEF	2,081.151	24.7	34.7	10	36	8	2 PVC	0.02 PVC	Auger	#3 sand	2259267.863	6350272.582
P-03	12/04/91	QA	QA/SMEF	2,140.245	47.7	57.7	10	58	8	2 PVC	0.02 PVC	Auger	#3 sand	2260155.386	6352716.563
P-04	12/07/91	QA	QA/SMEF	2,112.634	38.7	48.7	10	49	8	2 PVC	0.02 PVC	Auger	#3 sand	2260827.786	6350839.636
P-05	12/08/91	QA	QA/SMEF	2,162.195	61.4	71.41	10.01	120	8	2 PVC	0.02 PVC	Auger	#3 sand	2256560.275	6352856.72
VEW-06	09/14/92	QA/ME	NA	2,183.08	49	69	20	69.5	10	4 PVC	0.02 SS	Auger	#3 Montery Sand	2257245.897	6355341.76
VEW-08	09/15/92	QA/ME	NA	2,185.145	32	52	20	53	10	4 PVC	0.02 SS	Auger	#3 Montery Sand	2257051.089	6355411.381
VEW-10	10/22/92	QA/ME	NA	2,183.375	34.76	55	20.24	55.5	8	4 PVC	0.02 SS	Auger	#3 Montery Sand	2257147.782	6355351.119
VEW-11	10/23/92	QA/ME	NA	2,181.811	34.4	54.5	20.1	55	8	4 PVC	0.02 SS	Auger	#3 Montery Sand	2257143.848	6355231.394
VMW-01	12/26/90	ME	NA	2,185.221	75.5	77.9	2.4	80	8	2 PVC	0.02 SS	Auger	sand	2257156.621	6355320.703
VMW-02	12/26/90	ME	NA	2,186.192	75.5	80	4.5	80	8	2 PVC	0.02 SS	Auger	sand	2257090.733	6355312.718
VMW-03	12/27/90	QA	NA	2,186.181	43.3	45.8	2.5	48	8	2 PVC	0.02 SS	Auger	sand	2257086.036	6355316.466
VMW-04	12/27/90	ME	NA	2,186.185	75.5	78	2.5	80	8	2 PVC	0.02 SS	Auger	sand	2257063.693	6355302.671
VMW-05	12/27/90	QA	NA	2,186.226	21.5	24	2.5	25	8	2 PVC	0.02 SS	Auger	sand	2257063.027	6355304.672
VMW-06	12/28/90	QA	NA	2,186.156	45.5	48	2.5	50	8	2 PVC	0.02 SS	Auger	sand	2257062.609	6355306.836
VMW-07	12/28/90	QA	NA	2,186.75	47.5	50	2.5	51.5	8	2 PVC	0.02 SS	Auger	sand	2256948.836	6355265.731
VMW-08	12/28/90	QA	NA	2,186.429	47.5	50	2.5	51.5	8	2 PVC	0.02 SS	Auger	sand	2256965.779	6355249.148
VMW-09	12/28/90	QA	NA	2,186.568	22.5	25	2.5	27	8	2 PVC	0.02 SS	Auger	sand	2256964.237	6355247.394
VMW-10	01/03/91	QA	NA	2,185.645	47.5	50	2.5	52	8	2 PVC	0.02 SS	Auger	sand	2257000.203	6355211.687
VMW-11	01/03/91	QA	NA	2,185.032	77.5	80	2.5	85	8	2 PVC	0.02 SS	Auger	sand	2257035.249	6355176.852
VMW-12	01/02/91	QA	NA	2,184.917	47.5	50	2.5	52	8	2 PVC	0.02 SS	Auger	sand	2257033.544	6355175.15

Well Construction Summary Table (continued)
Beaumont Site 1

Well ID	Date Installed	Formation Screened	HSU	Elevation (TOC, feet)	Depth to TOS (feet)	Depth to BOS (feet)	Screen Length (feet)	Reported Borehole Depth (feet)	Borehole Diameter (inches)	Casing Diameter (inches) & Material	Screen Slot Size (inches) & Material	Drilling Method	Filter Pack	Northing Coordinate	Easting Coordinate
VMW-13	01/02/91	QA	NA	2,184.56	47.5	50	2.5	52	8	2 PVC	0.02 SS	Auger	sand	2257051.639	6355159.78
VMW-14	01/02/91	QA	NA	2,184.581	77.5	80	2.5	82	8	2 PVC	0.02 SS	Auger	sand	2257050.944	6355157.242
VMW-15	10/14/92	ME	NA	2,186.484	79	81	2	82	8	2 PVC	NA	Auger	#3 Montery Sand	2257171.768	6355409.779
VMW-16	10/14/92	QA	NA	2,186.545	54	56	2	56	8	2 PVC	0.02 SS	Auger	#3 Montery Sand	2257167.743	6355406.061
VMW-17	10/15/92	ME	NA	NA	79	81	2	81	8	2 PVC	0.02 SS	Auger	#3 Montery Sand	NA	NA
VMW-18	10/15/92	QA	NA	2,186.863	41	43	2	43	8	2 PVC	0.02 SS	Auger	#3 Montery Sand	2257010.01	6355334.74
VMW-19	10/16/92	ME	NA	2,182.478	75	77	2	78	8	2 PVC	0.02 SS	Auger	#3 Montery Sand	2257283.779	6355151.371
VMW-20	10/16/92	QA	NA	2,182.973	18	20	2	20	8	2 PVC	NA	Auger	#3 Montery Sand	2257280.692	6355155.867
VMW-21	02/01/93	ME	NA	2,184.439	73	75	2	76	8	2 PVC	0.02 PVC	Auger	#3 Lonestar Sand	2257243.139	6355277.448
VMW-22	02/02/93	QA	NA	2,184.562	37.5	39.5	2	40.3	8	2 PVC	0.02 PVC	Auger	#3 Lonestar Sand	2257241.176	6355282.718
VRW-01	12/19/90	QA	NA	2,187.345	40	50	10	78	10	2 PVC	0.02 PVC	Auger	#3 sand	2256930.877	6355284.179
VRW-02	12/19/90	QA	NA	2,182.069	70	80	10	80	10	2 PVC	0.02 PVC	Auger	#3 sand	2257069.028	6355139.975
VRW-03	12/20/90	ME	NA	2,184.316	68	78	10	80	10	2 PVC	0.02 PVC	Auger	#3 sand	2257132.579	6355331.14
W-01	NA	NA	NA	NA	NA	NA	NA	388	NA	14	PVC	NA	NA	18552.92	21321.85
W-02	NA	NA	NA	NA	NA	NA	NA	250	NA	8	PVC	NA	NA	20336.29	24297.95
W-03	NA	NA	NA	NA	NA	NA	NA	148	NA	12	PVC	NA	NA	22380.89	27779.39
W-05	NA	NA	NA	NA	NA	NA	NA	127.5	NA	6.3	PVC	NA	NA	18923.52	32118.67

Notes:

BOS - Bottom of screen.
CS - Carbon steel.
DMEF - Deeper Mount Eden Formation.
ME - Mount Eden Formation.
NA - Not applicable.
PVC - Polyvinylchloride.
QA - Quaternary alluvium.
SMEF - Shallow Mount Eden Formation.
SS - Stainless steel.
TOC - Top of casing.
TOS - Top of screen.

APPENDIX B – FIELD DATA SHEETS

TETRA TECH, INC.
348 West Hospitality Lane, Suite 300
San Bernardino, CA 92408-3216
(909) 381-1674; FAX (909) 889-1391

Lockheed Beaumont
GROUNDWATER MONITORING WELL
FIELD DATA LOG SHEET - STATIC WATER LEVELS

March 2006
Quarter 1

Monitoring Well I.D.	Dec-05 Static Water Level	Date Measured	Time	OVA (ppm)	Water Level (feet)	Second Static Water Level (feet) see foot note	Sample This Quarter	Truck Access Y/N	Well TD (feet) see foot note	Comments
Site 1 (TC# 13062-04)										
EW-01	23.73	3/6	1147	ND	25.77	25.77	-	-	-	
EW-02	13.44	3/6	1237	ND	14.66	14.66	-	-	-	
EW-08	56.29	3/7	1145	ND	57.83	57.83	-	-	-	
EW-09	56.94	3/7	1142	0.1	58.79	58.79	-	-	-	
EW-10	57.71	3/7	1147	1.1	59.15	59.15	-	-	-	
EW-11	56.72	3/7	1151	ND	58.45	58.45	-	-	-	
EW-12	59.36	3/7	1203	ND	60.61	60.61	-	-	-	
EW-13	58.57	3/7	1153	ND	60.05	60.05	-	-	-	
EW-14	62.08	3/7	1200	0.7	63.22	63.22	-	-	-	
EW-15	59.21	3/7	1050	ND	Dry well? Obstruction?		-	-	63.40	
EW-16	60.19	3/7	1158	ND	61.30	61.30	-	-	-	
EW-17	58.11	3/7	1035	0.3	60.15	60.15	-	-	-	
EW-18	57.61	3/7	1155	ND	58.77	58.77	-	-	-	

NOTE:
NA - Not Available
ND - Not Detected
If difference from this month and previous month is greater than 0.5 ft. confirm measurement with 2nd static water level measurement.
T.D. well only if sampling this quarter.

TETRA TECH, INC.
348 West Hospitality Lane, Suite 300
San Bernardino, CA 92408-3216
(909) 381-1674; FAX (909) 889-1391

Lockheed Beaumont
GROUNDWATER MONITORING WELL
FIELD DATA LOG SHEET - STATIC WATER LEVELS

March 2006
Quarter 1

Monitoring Well I.D.	Dec-05 Static Water Level	Date Measured	Time	OVA (ppm)	Water Level (feet)	Second Static Water Level (feet) see foot note	Sample This Quarter	Truck Access Y/N	Well TD (feet) see foot note	Comments
IW-01	41.00	3/6	1120	ND	43.31	43.31	—	—	—	
IW-02	35.38	3/6	1125	ND	37.69	37.69	—	—	—	
IW-03	30.26	3/6	1305	ND	30.20	30.20	—	—	—	
IW-04	33.02	3/6	1308	ND	32.96	32.96	—	—	—	
IW-05	35.34	3/6	1312	ND	35.20	35.20	—	—	—	
MW-01	56.49	3/7	955	0.3	59.01	59.01	—	—	—	
MW-02	49.59	3/7	1022	0.3	57.55	51.55	—	—	—	
MW-03	116.36	3/7	1018	0.1	117.21	117.21	—	—	—	
MW-04	39.73	3/7	8.41	ND	41.61	41.61	—	—	—	
MW-05	13.41	3/6	1242	ND	13.50	13.50	—	—	—	
MW-06	14.01	3/6	1240	ND	14.90	1490	—	—	—	
MW-07	55.85	3/7	1000	ND	58.51	58.51	—	—	—	

NOTE:
NA - Not Available
ND - Not Detected
If difference from this month and previous month is greater than 0.5 ft. confirm measurement with 2nd static water level measurement.
T.D. v ly if sampling this quarter.

TETRA TECH, INC.
348 West Hospitality Lane, Suite 300
San Bernardino, CA 92408-3216
(909) 381-1674; FAX (909) 889-1391

Lockheed Beaumont
GROUNDWATER MONITORING WELL
FIELD DATA LOG SHEET - STATIC WATER LEVELS

March
Quarter 1

Monitoring Well I.D.	Dec-05 Static Water Level	Date Measured	Time	OVA (ppm)	Water Level (feet)	Second Static Water Level (feet) see foot note	Sample This Quarter	Truck Access Y/N	Well TD (feet) see foot note	Comments
MW-08	10.40	3/6	1015	ND	9.57	9.57	—	—	—	
MW-09	Artesian	3/6	1013	ND	Artesian		—	—	—	
MW-10	57.39	3/7	825	ND	58.36	58.36	—	—	—	
MW-11	42.64	3/6	950	ND	42.53	42.53	—	—	—	
MW-12	20.51	3/6	935	ND	16.24	16.24	—	—	—	
MW-13	14.91	3/6	914	ND	11.80	11.89	—	—	—	
MW-14	25.45	3/6	1045	ND	25.40	25.40	—	—	—	
MW-15	25.29	3/6	900	ND	25.03	25.03	—	—	—	
MW-16	NA									well silted w/silt
MW-17	22.04	3/6	1158	ND	24.18	24.18	—	—	—	
MW-18	25.28	3/6	855	ND	24.99	24.99	—	—	—	
MW-19	12.77	3/6	1212	ND	1200	1200	—	—	—	
MW-20	42.62	3/7	905	0.1 ~~0.3~~	~~43.23~~	~~43.23~~	—	—	—	44.37 / 44.37
MW-21	45.70	3/7	1007	0.4	42.63	42.63	—	—	—	

NOTE:
NA - Not Available
ND - Not Detected
If difference from this month and previous month is greater than 0.5 ft. confirm measurement with 2nd static water level measurement.
T.D. well only if sampling this quarter.

TETRA TECH, INC.
348 West Hospitality Lane, Suite 300
San Bernardino, CA 92408-3216
(909) 381-1674; FAX (909) 889-1391

Lockheed Beaumont
GROUNDWATER MONITORING WELL
FIELD DATA LOG SHEET - STATIC WATER LEVELS

March 2006
Quarter 1

Monitoring Well I.D.	Dec-05 Static Water Level	Date Measured	Time	OVA (ppm)	Water Level (feet)	Second Static Water Level (feet) see foot note	Sample This Quarter	Truck Access Y/N	Well TD (feet) see foot note	Comments
MW-22	49.72	3/7	1025	0.2	51.46	51.46	—	—	—	
MW-23	41.75	3/7	1012	0.2	43.79	43.79	—	—	—	
MW-24	62.42	3/7	1040	0.6	64.93	64.93	—	—	—	Obstruction in well at 65.18'
MW-26	60.67	3/7	1043	7.0	63.11	63.11	—	—	—	
MW-27	60.64	3/7	830	ND	61.67	61.67	—	—	—	
MW-28	40.85	3/7	910	0.3	43.23	43.23	—	—	—	
MW-29	23.71	3/6	1246	ND	23.13	23.13	—	—	—	
MW-30	41.02	3/7	1010	0.4	42.61	42.61	—	—	—	
MW-31	77.59	3/7	1045	0.3	79.55	79.55	—	—	—	
MW-32	71.66	3/7	936	ND	73.39	73.39	—	—	—	
MW-34	34.03	3/7	837	ND	34.99	34.99	—	—	—	
MW-35	50.75	3/7	900	ND	53.20	53.20	—	—	—	
MW-36	70.77	3/7	925	1.4	74.72	74.72	—	—	—	
MW-37	27.54	3/7	1130	ND	26.31	26.31	—	—	—	Leads new mount

NOTE:
NA - Not Available
ND - Not Detected
If difference from this month and previous month is greater than 0.5 ft. confirm measurement with [illegible]d static water level measurement.
T.D. v[illegible]ly if sampling this quarter.

TETRA TECH, INC.
348 West Hospitality Lane, Suite 300
San Bernardino, CA 92408-3216
(909) 381-1674; FAX (909) 889-1391

Lockheed Beaumont
GROUNDWATER MONITORING WELL
FIELD DATA LOG SHEET - STATIC WATER LEVELS

March 2006
Quarter 1

Monitoring Well I.D.	Dec-05 Static Water Level	Date Measured	Time	OVA (ppm)	Water Level (feet)	Second Static Water Level (feet) see foot note	Sample This Quarter	Truck Access Y/N	Well TD (feet) see foot note	Comments
MW-38	41.28	3/6	902	ND	41.89	41.89	—	—	—	
MW-39	24.89	3/7	847	ND	26.90	26.90	—	—	—	
MW-40	36.39	3/6	955	ND	36.55	36.55	—	—	—	
MW-41	21.25	3/6	1232	ND	22.26	22.26	—	—	—	
MW-42	7.78	3/6	1208	ND	6.20	6.20	—	—	—	
MW-43	3.73	3/6	1026	ND	3.60	3.60	—	—	—	
MW-44	22.71	3/6	1252	ND	23.01	23.01	—	—	—	
MW-45	Artesian	3/6	1230	ND	Artesian		—	—	—	
MW-46	46.41	3/6	1035	ND	47.32	47.32	—	—	—	
MW-47	Artesian	3/6	1025	ND	Artesian		—	—	—	
MW-48	7.08	3/6	1022	ND	5.96	5.96	—	—	—	needs locking mnt cap
MW-49	13.59	3/6	1215	ND	15.51	15.51	—	—	—	
MW-50	32.16	3/6	1135	ND	34.32	34.32	—	—	—	
MW-51	20.40	3/6	1155	ND	22.12	22.12	—	—	—	locking cap broken off

NOTE:
NA - Not Available
ND - Not Detected
If difference from this month and previous month is greater than 0.5 ft. confirm measurement with 2nd static water level measurement.
T.D. well only if sampling this quarter.

TETRA TECH, INC.
348 West Hospitality Lane, Suite 300
San Bernardino, CA 92408-3216
(909) 381-1674; FAX (909) 889-1391

Lockheed Beaumont
GROUNDWATER MONITORING WELL
FIELD DATA LOG SHEET - STATIC WATER LEVELS

March 2006
Quarter 1

Monitoring Well I.D.	Dec-05 Static Water Level	Date Measured	Time	OVA (ppm)	Water Level (feet)	Second Static Water Level (feet) see foot note	Sample This Quarter	Truck Access Y/N	Well TD (feet) see foot note	Comments
MW-52	18.41	3/6	1218	ND	20.32	20.32	—	—	—	needs locking cap
MW-53	33.91	3/6	1130	ND	36.11	36.11	—	—	—	
MW-54	33.65	3/7	917	1.7	35.87	35.67	—	—	—	
MW-55	46.53	3/7	1015	ND	48.71	48.71	—	—	—	
MW-56A	37.89	3/6	1143	ND	39.65	39.65	—	—	—	
MW-56B	23.31	3/6	1145	ND	25.50	2550	—	—	—	
MW-56C	23.88	3/6	1146	ND	25.95	25.95	—	—	—	
MW-56D	23.30	3/6	1148	ND	25.45	25.45	—	—	—	
MW-57A	26.58	3/7	857	ND	28.75	28.75	—	—	—	needs locking lid mut
MW-57B	26.74	3/7	855	ND	28.92	28.92	—	—	—	
MW-57C	26.49	3/7	852	ND	28.72	28.72	—	—	—	
MW-57D	26.75	3/7	850	ND	28.93	28.93	—	—	—	
MW-58A	22.11	3/6	1155	ND	24.30	24.30	—	—	—	
MW-58B	22.11	3/6	1159	ND	24.17	24.17	—	—	—	

NOTE:
NA - Not Available
ND - Not Detected
If difference from this month and previous month is greater than 0.5 ft. confirm measurement with second static water level measurement.
T.D. only if sampling this quarter.

TETRA TECH, INC.
348 West Hospitality Lane, Suite 300
San Bernardino, CA 92408-3216
(909) 381-1674; FAX (909) 889-1391

Lockheed Beaumont
GROUNDWATER MONITORING WELL
FIELD DATA LOG SHEET - STATIC WATER LEVELS

March 2006
Quarter 1

Monitoring Well I.D.	Dec-05 Static Water Level	Date Measured	Time	OVA (ppm)	Water Level (feet)	Second Static Water Level (feet) see foot note	Sample This Quarter	Truck Access Y/N	Well TD (feet) see foot note	Comments
MW-58C	22.55	3/6	1152	ND	24.58	24.58	—	—	—	
MW-58D	22.39	3/6	1150	ND	24.46	24.46	—	—	—	
MW-59A	63.04	3/7	1030	2.0	64.82	64.82	—	—	—	
MW-59B	58.00	3/7	1032	0.6	59.94	59.94	—	—	—	
MW-59C	60.14	3/7	1035	0.1	62.01	62.01	—	—	—	
MW-59D	60.14	3/7	1037	1.3	62.05	62.05	—	—	—	
MW-60A	63.01	3/7	1207	ND	64.45	64.45	—	—	—	
MW-60B	61.10	3/7	1210	ND	62.54	62.54	—	—	—	
MW-61A	68.44	3/7	1058	ND	69.11	69.11	—	—	—	
MW-61B	61.88	3/7	1056	0.3	63.30	63.30	—	—	—	
MW-61C	68.64	3/7	1055	0.1	70.31	70.31	—	—	—	
MW-61D	65.72	3/7	1053	0.1	67.55	67.55	—	—	—	
MW-62A	16.50	3/6	1233	ND	17.70	17.70	—	—	—	
MW-62B	15.26	3/6	1235	ND	16.97	16.97	—	—	—	needs locking lid/mnt

NOTE:
NA - Not Available
ND - Not Detected
If difference from this month and previous month is greater than 0.5 ft. confirm measurement with 2nd static water level measurement.
T.D. well only if sampling this quarter.

TETRA TECH, INC.
348 West Hospitality Lane, Suite 300
San Bernardino, CA 92408-3216
(909) 381-1674; FAX (909) 889-1391

Lockheed Beaumont
GROUNDWATER MONITORING WELL
FIELD DATA LOG SHEET - STATIC WATER LEVELS

March 2006
Quarter 1

Monitoring Well I.D.	Dec-05 Static Water Level	Date Measured	Time	OVA (ppm)	Water Level (feet)	Second Static Water Level (feet) see foot note	Sample This Quarter	Truck Access Y/N	Well TD (feet) see foot note	Comments
MW-63	36.35	3/7	914	0.3	38.58	38.58	—	—	—	
MW-64	17.14	3/6	1238	ND	17.77	17.77	—	—	—	
MW-65	17.67	3/6	1240	ND	18.43	18.43	—	—	—	
MW-66	26.36	3/6	1255	ND	26.44	26.44	—	—	—	
MW-67	4.77	3/6	825	ND	5.28	5.28	—	—	—	bullet hole in protective monument
OW-01	45.72	3/6	1330	ND	47.11	47.11	—	—	—	
OW-02	0.56	3/6	1020	ND	Artesian		—	—	—	
OW-03	24.55	3/6	1140	ND	26.68	26.68	—	—	—	
OW-05	Dry Well	3/6	923	ND	Dry well		—	—	68.08	needs cap, locking monument lid
OW-08	45.15	3/6	906	ND	45.72	45.72	—	—	—	
P-02	17.23	3/6	942	ND	15.50	15.50	—	—	—	
P-03	41.21	3/6	1316	ND	41.17	41.17	—	—	—	

NOTE:
NA - Not Available
ND - Not Detected
If difference from this month and previous month is greater than 0.5 ft. confirm measurement with 2nd static water level measurement.
T.D. only if sampling this quarter.

TETRA TECH, INC.
348 West Hospitality Lane, Suite 300
San Bernardino, CA 92408-3216
(909) 381-1674; FAX (909) 889-1391

Lockheed Beaumont
GROUNDWATER MONITORING WELL
FIELD DATA LOG SHEET - STATIC WATER LEVELS

March 2006
Quarter 1

Monitoring Well I.D.	Dec-05 Static Water Level	Date Measured	Time	OVA (ppm)	Water Level (feet)	Second Static Water Level (feet) see foot note	Sample This Quarter	Truck Access Y/N	Well TD (feet) see foot note	Comments
P-04	24.33	3/6	930	ND	22.27	22.27	—	—	—	
P-05	42.71	3/6	1100	ND	45.10	45.10	—	—	—	
SW-01	Dry	3/7		—	Dry		—	—	—	Pond near main gate
SW-02	Standing Water	3/6		—	Standing wat		—	—	—	South of OW-02, upper pond #1
SW-03	Standing Water	3/6		—	Standing wat		—	—	—	Upper Pond #2
SW-04	Standing Water	3/6		—	Standing wat		—	—	—	South of MW-43/MW-45, upper pond #3
SW-05	Dry	3/7		—	Dry		—	—	—	PVC pipe on north side of road from MW-13
SW-06	Flowing Water	3/6		—	Slowing wat		—	—	—	Near prior S-3 in sandstone canyon
SW-07	Flowing Water	3/6		—	Slowing wat		—	—	—	Near MW-67
SW-08	Dry	3/7		—	Dry		—	—	—	pond east of the building 315 bunker
FSW-Dec05	Flowing Water	3/6		—	Slowing wat		—	—	—	First water in Potrero Creek
LSW-Dec05	Flowing Water	3/6		—	Slowing wat		—	—	—	Last water in Potrero Creek

NOTE:
NA - Not Available
ND - Not Detected
If difference from this month and previous month is greater than 0.5 ft. confirm measurement with 2nd static water level measurement.
T.D. well only if sampling this quarter.

TETRA TECH, INC.
348 West Hospitality Lane, Suite 300
San Bernardino, CA 92408-3216
(909) 381-1674; FAX (909) 889-1391

Lockheed Beaumont
GROUNDWATER MONITORING WELL
FIELD DATA LOG SHEET - STATIC WATER LEVELS

June 2006
Quarter 2

Monitoring Well I.D.	Mar-06 Static Water Level	Date Measured	Time	OVA (ppm)	Water Level (feet)	Second Static Water Level (feet) see foot note	Sample This Quarter	Truck Access Y/N	Well TD (feet) see foot note	Comments
Site 1 (TC# 10086-01)										
EW-01	25.77	6/1	1047	ND	27.20	27.20		Y	—	
EW-02	14.66	5/30	1144	ND	15.55	15.55		Y	—	
EW-08	57.83	6/1	1118	ND	59.14	59.14		Y	—	
EW-09	58.79	6/1	1116	ND	60.20	60.20		Y	—	
EW-10	59.15	6/1	1121	ND	60.46	60.46		Y	—	
EW-11	58.45	6/1	1204	ND	59.89	59.89		Y	—	
EW-12	60.61	6/1	1126	ND	61.88	61.88		Y	—	
EW-13	60.05	6/1	1200	ND	61.30	61.30	Y	Y	100.80	
EW-14	63.22	6/1	1131	ND	64.38	64.38		Y	—	
EW-15	Dry Well	6/1	1148	ND	obstruct in well			Y	—	TD(3) @ 59.46
EW-16	61.30	6/1	1133	ND	62.44	62.44		Y	—	
EW-17	60.15	6/1	1210	ND	61.57	61.57		Y	—	
EW-18	58.77	6/1	1135	ND	59.96	59.96		Y	—	

NOTE:
NA - Not Available
ND - Not Detected
If difference from this month and previous month is greater than 0.5 ft. confirm measurement with 2nd static water level measurement.
T.D. well only if sampling this quarter.

TETRA TECH, INC.
348 West Hospitality Lane, Suite 300
San Bernardino, CA 92408-3216
(909) 381-1674; FAX (909) 889-1391

Lockheed Beaumont
GROUNDWATER MONITORING WELL
FIELD DATA LOG SHEET - STATIC WATER LEVELS

June 2006
Quarter 2

Monitoring Well I.D.	Mar-06 Static Water Level	Date Measured	Time	OVA (ppm)	Water Level (feet)	Second Static Water Level (feet) see foot note	Sample This Quarter	Truck Access Y/N	Well TD (feet) see foot note	Comments
IW-01	43.31	5/31	1132	ND	44.78	44.78		Y	—	
IW-02	37.69	5/31	1126	ND	39.17	39.17		Y	—	
IW-03	30.20	5/30	1047	ND	30.44	30.44		Y	—	
IW-04	32.96	5/30	1050	ND	33.17	33.17	Y	Y	61.61	
IW-05	35.20	5/30	1055	ND	35.42	35.42		Y	—	
MW-01	59.01	5/30	1150	ND	60.55	60.55	Y	Y	127.32	
MW-02	51.55	5/31	1228	ND	52.95	52.95	Y	Y	94.23	
MW-03	117.21	5/31	1233	ND	118.06	118.06	Y	Y	270.95	
MW-04	41.61	6/1	1006	ND	43.07	43.07		Y	83.35	
MW-05	13.50	5/30	1130	ND	13.80	13.80	Y	Y	45.23	
MW-06	14.90	5/30	1135	ND	15.63	15.63	Y	Y	115.93	
MW-07	58.51	5/31	1153	ND	60.03	60.03	Y	Y	91.91	

NOTE:
NA - Not Available
ND - Not Detected
If difference from this month and previous month is greater than 0.5 ft. confirm measurement with 2nd static water level measurement.
T.D. well only if sampling this quarter.

TETRA TECH, INC.
348 West Hospitality Lane, Suite 300
San Bernardino, CA 92408-3216
(909) 381-1674; FAX (909) 889-1391

Lockheed Beaumont
GROUNDWATER MONITORING WELL
FIELD DATA LOG SHEET - STATIC WATER LEVELS

June 2006
Quarter 2

Monitoring Well I.D.	Mar-06 Static Water Level	Date Measured	Time	OVA (ppm)	Water Level (feet)	Second Static Water Level (feet) see foot note	Sample This Quarter	Truck Access Y/N	Well TD (feet) see foot note	Comments
MW-08	9.57	5/31	905	ND	10.03	10.03	Y	Y	35.30	
MW-09	Artesian	5/31	0900	ND	Artesian	—	Y	Y	119.48	
MW-10	58.36	5/31	1215	ND	59.50	59.50		Y	800.00	
MW-11	42.53	5/30	819	ND	42.26	42.26	Y	Y	67.02	
MW-12	16.24	5/30	838	ND	15.43	15.43	Y	Y	50.74	
MW-13	11.79	5/30	906	ND	10.62	10.62	Y	Y	37.84	
MW-14	25.40	5/31	1006	ND	24.33	24.33	Y	N	50.17	
MW-15	25.03	5/30	912	ND	25.01	25.01	Y	Y	92.70	
MW-16	NA	—	—	—	~~24.33~~	~~24.33~~	Y	—	—	NA
MW-17	24.18	5/30	1208	ND	25.56	25.56	Y	Y	65.58	
MW-18	24.99	5/30	916	ND	25.03	25.03	Y	Y	52.10	
MW-19	12.00	5/30	1218	ND	11.82	11.82	Y	Y	46.76	
MW-20	44.37	6/1	1026	ND	45.85	45.85	Y	Y	97.24	
MW-21	42.63	6/1	1010	ND	44.11	44.11	Y	Y	96.07	

NOTE:
NA - Not Available
ND - Not Detected
If difference from this month and previous month is greater than 0.5 ft. confirm measurement with 2nd static water level measurement.
T.D. well only if sampling this quarter.

TETRA TECH, INC.
348 West Hospitality Lane, Suite 300
San Bernardino, CA 92408-3216
(909) 381-1674; FAX (909) 889-1391

Lockheed Beaumont
GROUNDWATER MONITORING WELL
FIELD DATA LOG SHEET - STATIC WATER LEVELS

June 2006
Quarter 2

Monitoring Well I.D.	Mar-06 Static Water Level	Date Measured	Time	OVA (ppm)	Water Level (feet)	Second Static Water Level (feet) see foot note	Sample This Quarter	Truck Access Y/N	Well TD (feet) see foot note	Comments
MW-22	51.46	6/1	1056	ND	52.84	52.84	Y	Y	113.91	
MW-23	43.79	6/1	1017	ND	45.33	45.33		Y	113.37	
MW-24	64.93	6/1	1155	ND	obstruction		Y	Y	65.04	Obstruction in well at 65.18'
MW-26	63.11	6/1	1200	ND	64.66	64.66	Y	Y	127.71	
MW-27	61.67	5/31	1217	ND	62.83	62.83	Y	Y	93.24	
MW-28	43.23	6/1	1025	ND	44.70	44.70	Y	Y	132.22	
MW-29	23.13	5/30	1118	ND	22.27	22.27		Y	52.50	
MW-30	42.61	6/1	1013	ND	43.93	43.93	Y	Y	123.08	
MW-31	79.55	6/1	1151	ND	81.02	81.02	Y	Y	192.54	
MW-32	73.39	5/31	1142	ND	74.93	74.93	Y	Y	≈ 231.5	hard to see bottom
MW-34	34.99	6/1	1001	ND	36.12	36.12	Y	Y	83.91	
MW-35	53.20	5/31	1137	ND	54.67	54.67	Y	Y	99.10	
MW-36	74.72	5/31	1156	ND	75.46	75.46	Y	Y	103.10	
MW-37	26.31	5/31	950	ND	25.02	25.02	Y	Y	62.89	

NOTE:
NA - Not Available
ND - Not Detected
If difference from this month and previous month is greater than 0.5 ft. confirm measurement with 2nd static water level measurement.
T.D. well only if sampling this quarter.

TETRA TECH, INC.
348 West Hospitality Lane, Suite 300
San Bernardino, CA 92408-3216
(909) 381-1674; FAX (909) 889-1391

Lockheed Beaumont
GROUNDWATER MONITORING WELL
FIELD DATA LOG SHEET - STATIC WATER LEVELS

June 2006
Quarter 2

Monitoring Well I.D.	Mar-06 Static Water Level	Date Measured	Time	OVA (ppm)	Water Level (feet)	Second Static Water Level (feet) see foot note	Sample This Quarter	Truck Access Y/N	Well TD (feet) see foot note	Comments
MW-38	41.89	5/30	920	ND	41.43	41.43		Y	82.60	
MW-39	26.90	6/1	1042	ND	28.34	28.34		Y	83.30	
MW-40	36.55	5/30	827	ND	36.44	36.44	Y	Y	67.52	
MW-41	22.26	5/30	1148	ND	23.03	23.03		Y	56.30	
MW-42	6.20	5/30	1224	ND	6.46	6.46	Y	Y	36.01	
MW-43	3.60	5/31	930	ND	3.68	3.68	Y	Y	24.53	
MW-44	23.01	5/30	1113	ND	23.48	23.48		Y	55.87	
MW-45	Artesian	5/31	925	ND	artesian		Y	Y	58.95	
MW-46	47.32	5/31	955	ND	46.12	46.12	Y	Y	62.20	
MW-47	Artesian	5/31	939	ND	artesian		Y	Y	55.27	
MW-48	5.96	5/31	943	ND	6.60	6.60	Y	Y	36.06	
MW-49	15.51	5/30	1214	ND	16.78	16.78	Y	Y	53.18	
MW-50	34.32	5/31	1117	ND	35.76	35.76		Y	75.03	
MW-51	22.12	5/30	1204	ND	23.41	23.41		Y	60.13	

NOTE:
NA - Not Available
ND - Not Detected
If difference from this month and previous month is greater than 0.5 ft. confirm measurement with 2nd static water level measurement.
T.D. well only if sampling this quarter.

TETRA TECH, INC.
348 West Hospitality Lane, Suite 300
San Bernardino, CA 92408-3216
(909) 381-1674; FAX (909) 889-1391

Lockheed Beaumont
GROUNDWATER MONITORING WELL
FIELD DATA LOG SHEET - STATIC WATER LEVELS

June 2006
Quarter 2

Monitoring Well I.D.	Mar-06 Static Water Level	Date Measured	Time	OVA (ppm)	Water Level (feet)	Second Static Water Level (feet) see foot note	Sample This Quarter	Truck Access Y/N	Well TD (feet) see foot note	Comments
MW-52	20.32	5/30	1157	ND	21.65	21.65		Y	58.98	
MW-53	36.11	5/31	1122	ND	37.56	37.56	Y	Y	75.26	
MW-54	35.87	6/1	1039	ND	37.34	37.34	Y	Y	74.60	
MW-55	48.71	6/1	1021	ND	50.13	50.13	Y	Y	88.05	
MW-56A	39.65	5/30	1053	ND	41.90	41.90	Y	Y	178.77	
MW-56B	25.50	5/30	1054	ND	26.94	26.94	Y	Y	91.85	
MW-56C	25.95	5/31	1059	ND	27.37	27.32	Y	Y	59.54	
MW-56D	25.45	5/31	1101	ND	26.89	26.89	Y	Y	75.07	
MW-57A	28.75	5/31	1106	ND	30.18	30.18	Y	Y	68.96	
MW-57B	28.92	5/31	1108	ND	30.35	30.35	Y	Y	97.03	
MW-57C	28.72	5/31	1110	ND	30.15	30.15	Y	Y	84.55	
MW-57D	28.93	5/31	1113	ND	30.35	30.35	Y	Y	57.38	
MW-58A	24.30	5/30	1240	ND	25.65	25.65	Y	Y	82.03	
MW-58B	24.17	5/30	1236	ND	25.53	25.53	Y	Y	50.74	

NOTE:
NA - Not Available
ND - Not Detected
If difference from this month and previous month is greater than 0.5 ft. confirm measurement with 2nd static water level measurement.
T.D. well only if sampling this quarter.

TETRA TECH, INC.
348 West Hospitality Lane, Suite 300
San Bernardino, CA 92408-3216
(909) 381-1674; FAX (909) 889-1391

Lockheed Beaumont
GROUNDWATER MONITORING WELL
FIELD DATA LOG SHEET - STATIC WATER LEVELS

June 2006
Quarter 2

Monitoring Well I.D.	Mar-06 Static Water Level	Date Measured	Time	OVA (ppm)	Water Level (feet)	Second Static Water Level (feet) see foot note	Sample This Quarter	Truck Access Y/N	Well TD (feet) see foot note	Comments
MW-58C	24.58	5/30	1234	ND	25.94	25.94	Y	Y	60.16	
MW-58D	24.48	5/30	1230	ND	25.87	25.87	Y	Y	71.07	
MW-59A	64.82	6/1	1104	ND	66.18	66.18		Y	141.96	
MW-59B	59.94	6/1	1107	ND	61.42	61.42		Y	105.01	
MW-59C	62.01	6/1	1110	ND	~~105.01~~ 63.42	63.42	Y	Y	135.15	
MW-59D	62.05	6/1	1113	ND	63.45	63.45	Y	Y	121.25	
MW-60A	64.45	6/1	1123	ND	65.76	65.76	Y	Y	132.58	
MW-60B	62.54	6/1	1125	ND	63.84	63.84	Y	Y	116.66	
MW-61A	69.11	6/1	1138	ND	69.40 39	69.39	Y	Y	149.14	
MW-61B	63.30	6/1	1142	ND	64.51	64.51	Y	Y	102.10	
MW-61C	70.31	6/1	1145	ND	71.71	71.71	Y	Y	131.00	
MW-61D	67.55	6/1	1147	ND	68.94	68.94	Y	Y	116.24	
MW-62A	17.70	5/30	1155	ND	18.66	18.66	Y	Y	42.03	
MW-62B	16.97	5/30	1151	ND	18.17	18.17		Y	64.62	

NOTE:
NA - Not Available
ND - Not Detected
If difference from this month and previous month is greater than 0.5 ft. confirm measurement with 2nd static water level measurement.
T.D. well only if sampling this quarter.

TETRA TECH, INC.
348 West Hospitality Lane, Suite 300
San Bernardino, CA 92408-3216
(909) 381-1674; FAX (909) 889-1391

Lockheed Beaumont
GROUNDWATER MONITORING WELL
FIELD DATA LOG SHEET - STATIC WATER LEVELS

June 2006
Quarter 2

Monitoring Well I.D.	Mar-06 Static Water Level	Date Measured	Time	OVA (ppm)	Water Level (feet)	Second Static Water Level (feet) see foot note	Sample This Quarter	Truck Access Y/N	Well TD (feet) see foot note	Comments
MW-63	38.58	6/1	1035	ND	40.06	40.06		Y	62.05	
MW-64	17.77	5/30	1136	ND	18.44	18.44		Y	40.39	
MW-65	18.43	5/30	1141	ND	19.16	19.16		Y	44.28	
MW-66	26.44	5/30	1107	ND	26.78	26.78	Y	Y	48.86	
MW-67	5.28	5/30	948	ND	5.59	5.59	Y	Y	15.09	
OW-01	47.11	5/31	1205	ND	48.20	48.20	Y	Y	70.28	
OW-02	Artesian	5/31	910	ND	artesian		Y	Y	19.81	
OW-03	26.68	5/31	1104	ND	28.13	28.13		Y	56.51	
OW-05	Dry Well	5/30	847	ND	dry well			Y	68.10	
OW-08	45.72	5/30	907	ND	45.18	45.18	Y	Y	62.58	
P-02	15.50	5/30	854	ND	14.52	14.52	Y	Y	36.62	
P-03	41.17	5/30	1100	ND	41.40	41.40	Y	Y	60.06	

NOTE:
NA - Not Available
ND - Not Detected
If difference from this month and previous month is greater than 0.5 ft. confirm measurement with 2nd static water level measurement.
T.D. well only if sampling this quarter.

TETRA TECH, INC.
348 West Hospitality Lane, Suite 300
San Bernardino, CA 92408-3216
(909) 381-1674; FAX (909) 889-1391

Lockheed Beaumont
GROUNDWATER MONITORING WELL
FIELD DATA LOG SHEET - STATIC WATER LEVELS

June 2006
Quarter 2

Monitoring Well I.D.	Mar-06 Static Water Level	Date Measured	Time	OVA (ppm)	Water Level (feet)	Second Static Water Level (feet) see foot note	Sample This Quarter	Truck Access Y/N	Well TD (feet) see foot note	Comments
P-04	22.27	5/30	843	ND	19.47	19.47	Y	Y	50.10	
P-05	45.10	5/30	1030	ND	46.51	46.51	Y	Y	73.03	
SW-01	Dry	5/30	130	—	dry		Y	N	—	Pond near main gate
SW-02	Standing Water	5/31	903	—	standing water		Y	Y	—	South of OW-02, upper pond #1
SW-03	Standing Water	5/31	913	—	standing water		Y	Y	—	Upper Pond #2
SW-04	Standing Water	5/31	915	—	standing water		Y	Y		South of MW-43/MW-45, upper pond #3
SW-05	Dry	5/30	140	—	dry		Y	Y		PVC pipe on north side of road from MW-13
SW-06	Flowing Water	5/30	1000	flowing water			Y	N	—	Near prior S-3 in sandstone canyon
SW-07	Flowing Water	5/30	950	flowing water			Y	Y	—	Near MW-67
SW-08	Dry	5/31		dry			Y	N	—	pond east of the building 315 bunker
FSW-June06	Flowing Water	5/30	920	flowing water		S of MW 15/16	Y	N	—	First water in Potrero Creek
LSW-June06	Flowing Water	5/30	735	flowing water		leaving site	Y	N	—	Last water in Potrero Creek

NOTE:
NA - Not Available
ND - Not Detected
If difference from this month and previous month is greater than 0.5 ft. confirm measurement with 2nd static water level measurement.
T.D. well only if sampling this quarter.

TETRA TECH, INC.
348 West Hospitality Lane, Suite 300
San Bernardino, CA 92408-3216
(909) 381-1674; FAX (909) 889-1391

Lockheed Beaumont
GROUNDWATER MONITORING WELL
FIELD DATA LOG SHEET - STATIC WATER LEVELS

June 2006
Quarter 2

Monitoring Well I.D.	Mar-06 Static Water Level	Date Measured	Time	OVA (ppm)	Water Level (feet)	Second Static Water Level (feet) see foot note	Sample This Quarter	Truck Access Y/N	Well TD (feet) see foot note	Comments
Site 2 (TC# 18089-~~01~~ 02										
Tt-MW2-1	52.85	5/31	724	ND	53.26	53.26	Y	Y	transducer in well	
Tt-MW2-2	68.12	5/31	650	ND	68.30	68.30	Y	Y	119.87	
Tt-MW2-3	69.03	611 ~~5/31~~	145 ~~700~~	ND	69.33	69.33	Y	Y	transducer in well	unable to open well
Tt-MW2-4S	49.25	5/31	707	ND	49.22	49.22	Y	Y	73.02	
Tt-MW2-4D	56.08	5/31	710	ND	56.10	56.10	Y	Y	97.68	
Tt-MW2-5	36.77	5/31	730	ND	37.25	37.25	Y	Y	transducer in well	
Tt-MW2-6S	33.51	5/31	723	ND	33.79	33.79	Y	Y	41.54	
Tt-MW2-6D	34.36	5/31	726	ND	34.64	34.64	Y	Y	60.45	

NOTE:
NA - Not Available
ND - Not Detected
If difference from this month and previous month is greater than 0.5 ft. confirm measurement with 2nd static water level measurement.
T.D. well only if sampling this quarter.

TETRA TECH, INC.
348 W Hospitality Ln. Suite 100
San Bernardino, CA 92408
Telephone (909) 381-1674
Telefax (909) 889-1391

GROUNDWATER MONITORING WELL
FIELD DATA LOG SHEET - SAMPLING

DATE 07/17/2006 PROJECT NUMBER 18086-02

PROGRAM NAME LMC Beaumont Site 1

MONITORING WELL IDENTIFICATION MW-61A

SAMPLE I.D. MW-61A DUPLICATE I.D. —

STATIC WATER LEVEL (ft btoc) 69.33 TOTAL WELL DEPTH (feet) 149.14

WATER COLUMN (feet) 79.81 CASING/TUBE DIAMETER (in/ft) 2"

WELL/PUMP VOLUME (V) (gals) 13.02 3 v (gals) 39.07

PURGING DEVICE ☑ Grundfos Pump ☐ Peristaltic Pump ☐ Bladder Pump

SAMPLING DEVICE ☑ Purging Pump ☐ Disposable Bailer ☐ _____

OVA: ☐ FID ☐ PID In Casing (ppm) (initial) _____ (vented to) _____

BREATHING ZONE (ppm) (initial) _____ (vented to) _____

FINAL PUMP DEPTH (ft btoc) 147

SAMPLER'S SIGNATURE [signature]

WELL SAMPLE TIME 0933 DUPLICATE SAMPLE TIME —

Time	Activity	Water Level (ft btoc)	Pump Depth (ft btoc)	Temp (°C)	EC (ms/cm)	pH	Turbidity (NTU)	Dissolved Oxygen (mg/L)	ORP (mV)	Color	Volume Purged (gal / ml)	Well/Pump Volumes Purged	Flow Rate (GPM / ml/min)
0844	pump on	69.33	147										0.25
0849	monitoring	71.79		27.57	0.003	6.38	10.0	14.60	235.5	clear	1.25	0.10	
0854		74.60		26.92	2.171	11.38	>200	8.86	40.8	brown, cloudy	2.50	0.19	
0859		80.20		26.03	2.483	11.34	>200	6.30	57.5	cloudy	3.75	0.29	
0904		83.05		26.28	2.509	11.32	>200	5.21	63.0	cloudy	5.00	0.38	
0909	increase flow	84.25		26.67	2.534	11.33	>200	4.88	63.2	cloudy	6.25	0.48	
0914		94.25		24.93	2.467	11.34	70	5.02	67.6	slight cloudy	8.75	0.67	0.5
0919		100.83		24.54	2.352	11.27	>200	4.65	71.2	very cloudy	11.25	0.86	
0924	decrease flow	109.75		23.52	1.409	10.96	>200	3.57	80.7	cloudy	13.75	1.06	
0929		110.60		24.31	1.611	11.01	>200	3.31	78.2	cloudy	15.00	1.15	0.25
0933		110.60		25.03	1.559	10.99	>200	3.20	77.5	DUP cloudy	16.25	1.25	
0933	Sampling	110.69		25.70	1.509	10.97	>200	3.12	77.6	cloudy	17.50	1.34	
0938	pump off												

Alkalinity (ppm) _____ **Fe^{+2} (ppm)** _____ Taken immediately before sampling

Water level at time of sampling (ft btoc): ~~25~~ DUP 110.69 Turbidity at time of sampling: >200

Comments: _____

PARAMETERS FOR WATER QUALITY STABILIZATION

Temperature ± 1°C (1.8°F)	Dissolved Oxygen ± 3 ppm
pH ± 0.1	Turbidity ≤ 5 NTUs
Conductivity ± 5%	Water Level ± 0.1 foot

Note: All water levels and pump depths are measured from the notch in the top of the well casing. If volatiles are detected in the breathing zone during the initial screening, the breathing zone will be periodically monitored during purging and sampling activities and recorded in the logbook.

X:\Public\Field\Field Coordination\Forms\Field Forms\Environmental Field Forms\Monitoring Well Purging.doc

TETRA TECH, INC.
348 W Hospitality Ln. Suite 100
San Bernardino, CA 92408
Telephone (909) 381-1674
Telefax (909) 889-1391

GROUNDWATER MONITORING WELL
FIELD DATA LOG SHEET - SAMPLING

DATE 07/17/2006 PROJECT NUMBER 18026-02

PROGRAM NAME LMC Beaumont Site 1

MONITORING WELL IDENTIFICATION MW-21

SAMPLE I.D. — DUPLICATE I.D. —

STATIC WATER LEVEL (ft btoc) 45.10 TOTAL WELL DEPTH (feet) 96.07

WATER COLUMN (feet) _____ CASING/TUBE DIAMETER (in/ft) 5"

WELL/PUMP VOLUME (V) (gals) _____ 3 v (gals) _____

PURGING DEVICE ☐ Grundfos Pump ☐ Peristaltic Pump ☐ Bladder Pump

SAMPLING DEVICE ☐ Purging Pump ☐ Disposable Bailer ☐ _____

OVA: ☐ FID ☐ PID In Casing (ppm) (initial) _____ (vented to) _____

BREATHING ZONE (ppm) (initial) _____ (vented to) _____

FINAL PUMP DEPTH (ft btoc) _____

SAMPLER'S SIGNATURE _____

WELL SAMPLE TIME _____ DUPLICATE SAMPLE TIME _____

Time	Activity	Water Level (ft btoc)	Pump Depth (ft btoc)	Temp (°C)	EC (ms/cm)	pH	Turbidity (NTU)	Dissolved Oxygen (mg/L)	ORP (mV)	Color	Volume Purged (gal / ml)	Well/Pump Volumes Purged	Flow Rate (GPM / ml/min)
	Obstruction in well @ ~42 ft bgs.												

Alkalinity (ppm) _____ **Fe^{+2} (ppm)** _____ Taken immediately before sampling

Water level at time of sampling (ft btoc): _____ Turbidity at time of sampling: _____

PARAMETERS FOR WATER QUALITY STABILIZATION	
Temperature ± 1°C (1.8°F)	Dissolved Oxygen ± 3 ppm
pH ± 0.1	Turbidity ≤ 5 NTUs
Conductivity ± 5%	Water Level ± 0.1 foot

Comments: _____

Note: All water levels and pump depths are measured from the notch in the top of the well casing. If volatiles are detected in the breathing zone during the initial screening, the breathing zone will be periodically monitored during purging and sampling activities and recorded in the logbook.

X:\Public\Field\Field Coordination\Forms\Field Forms\Environmental Field Forms\Monitoring Well Purging.doc

TETRA TECH, INC.
348 W Hospitality Ln. Suite 100
San Bernardino, CA 92408
Telephone (909) 381-1674
Telefax (909) 889-1391

GROUNDWATER MONITORING WELL
FIELD DATA LOG SHEET - SAMPLING

DATE 07/17/2006 PROJECT NUMBER 18086-02

PROGRAM NAME Lake Beaumont Site 1

MONITORING WELL IDENTIFICATION MW-6D

SAMPLE I.D. — DUPLICATE I.D. —

STATIC WATER LEVEL (ft btoc) 69.75 TOTAL WELL DEPTH (feet) 116.74

WATER COLUMN (feet) _____ CASING/TUBE DIAMETER (in/ft) 2"

WELL/PUMP VOLUME (V) (gals) _____ 3 v (gals) _____

PURGING DEVICE ☐ Grundfos Pump ☐ Peristaltic Pump ☐ Bladder Pump

SAMPLING DEVICE ☐ Purging Pump ☐ Disposable Bailer ☐ _____

OVA: ☐ FID ☐ PID In Casing (ppm) (initial) _____ (vented to) _____

BREATHING ZONE (ppm) (initial) _____ (vented to) _____

FINAL PUMP DEPTH (ft btoc) _____

SAMPLER'S SIGNATURE _____

WELL SAMPLE TIME _____ DUPLICATE SAMPLE TIME _____

Time	Activity	Water Level (ft btoc)	Pump Depth (ft btoc)	Temp (°C)	EC (ms/cm)	pH	Turbidity (NTU)	Dissolved Oxygen (mg/L)	ORP (mV)	Color	Volume Purged (gal / ml)	Well/Pump Volumes Purged	Flow Rate (GPM / ml/min)
	Obstruction in well @ ~ 63 ft. bgs												

Alkalinity (ppm) _____ **Fe^{+2} (ppm)** _____ Taken immediately before sampling

Water level at time of sampling (ft btoc): _____ Turbidity at time of sampling: _____

PARAMETERS FOR WATER QUALITY STABILIZATION	
Temperature ± 1°C (1.8°F)	Dissolved Oxygen ± 3 ppm
pH ± 0.1	Turbidity ≤ 5 NTUs
Conductivity ± 5%	Water Level ± 0.1 foot

Comments: _____

Note: All water levels and pump depths are measured from the notch in the top of the well casing. If volatiles are detected in the breathing zone during the initial screening, the breathing zone will be periodically monitored during purging and sampling activities and recorded in the logbook.

X:\Published\Field\Groundwater\General\Field Forms\Environmental\Field Forms\Monitoring Well Purging.doc

TETRA TECH, INC.
348 W Hospitality Ln. Suite 100
San Bernardino, CA 92408
Telephone (909) 381-1674
Telefax (909) 889-1391

GROUNDWATER MONITORING WELL
FIELD DATA LOG SHEET - SAMPLING

DATE 07/13/2006 PROJECT NUMBER 18086-01

PROGRAM NAME LMC Beaumont Site 1

MONITORING WELL IDENTIFICATION MW-28

SAMPLE I.D. MW-28 DUPLICATE I.D. —

STATIC WATER LEVEL (ft btoc) 45.53 TOTAL WELL DEPTH (feet) 132.35

WATER COLUMN (feet) 86.82 CASING/TUBE DIAMETER (in/ft) 4"

WELL/PUMP VOLUME (V) (gals) 56.67 3 v (gals) 170.02

PURGING DEVICE ☑ Grundfos Pump ☐ Peristaltic Pump ☐ Bladder Pump

SAMPLING DEVICE ☑ Purging Pump ☐ Disposable Bailer ☐ _____

OVA: ☐ FID ☐ PID In Casing (ppm) (initial) _____ (vented to) _____

BREATHING ZONE (ppm) (initial) _____ (vented to) _____

FINAL PUMP DEPTH (ft btoc) 130

SAMPLER'S SIGNATURE _____

WELL SAMPLE TIME 0850 DUPLICATE SAMPLE TIME —

Time	Activity	Water Level (ft btoc)	Pump Depth (ft btoc)	Temp (°C)	EC (ms/cm)	pH	Turbidity (NTU)	Dissolved Oxygen (mg/L)	ORP (mV)	Color	Volume Purged (gal / ml)	Well/Pump Volumes Purged	Flow Rate (GPM / ml/min)
0820	pump on	45.53	130										0.25
0825	monitoring	47.67		22.08	0.205	6.69	8.7	5.96	171.0	clear	1.25	0.02	
0830		47.97		21.61	0.202	6.73	7.8	4.70	158.3	clear	2.50	0.04	
0835		48.59		21.57	0.179	6.53	12.0	3.85	152.4	clear	3.75	0.07	
0840	reduce flow	48.94		22.18	0.202	6.28	6.4	3.50	172.5	clear	5.00	0.09	↓
0845	↓	48.74		22.90	0.206	6.41	5.5	3.30	171.8	clear	6.00	0.11	0.2
0850	sampling	48.49	↓	23.75	0.206	6.49	12.0	3.14	174.2	clear	7.00	0.12	↓
0855	pump off												

Alkalinity (ppm) _____ **Fe^{+2} (ppm)** _____ Taken immediately before sampling

Water level at time of sampling (ft btoc): 48.49 Turbidity at time of sampling: 12.0

PARAMETERS FOR WATER QUALITY STABILIZATION	
Temperature ± 1°C (1.8°F)	Dissolved Oxygen ± 3 ppm
pH ± 0.1	Turbidity ≤ 5 NTUs
Conductivity ± 5%	Water Level ± 0.1 foot

Comments: _____

Note: All water levels and pump depths are measured from the notch in the top of the well casing. If volatiles are detected in the breathing zone during the initial screening, the breathing zone will be periodically monitored during purging and sampling activities and recorded in the logbook.

X:\Publics\Field\Field Operations\Forms\Field Forms\Environmental Field Forms\Monitoring Well Purging.doc

TETRA TECH, INC.
348 W Hospitality Ln. Suite 100
San Bernardino, CA 92408
Telephone (909) 381-1674
Telefax (909) 889-1391

GROUNDWATER MONITORING WELL
FIELD DATA LOG SHEET - SAMPLING

DATE 07/13/2006 PROJECT NUMBER 18086-02

PROGRAM NAME LMC Beaumont Site 1

MONITORING WELL IDENTIFICATION MW-26

SAMPLE I.D. MW-26 DUPLICATE I.D. —

STATIC WATER LEVEL (ft btoc) 65.51 TOTAL WELL DEPTH (feet) 127.62

WATER COLUMN (feet) 62.11 CASING/TUBE DIAMETER (in/ft) 5"

WELL/PUMP VOLUME (V) (gals) 63.35 3 v (gals) 190.04

PURGING DEVICE ☑ Grundfos Pump ☐ Peristaltic Pump ☐ Bladder Pump

SAMPLING DEVICE ☑ Purging Pump ☐ Disposable Bailer ☐ _____

OVA: ☐ FID ☐ PID In Casing (ppm) (initial) _____ (vented to) _____

BREATHING ZONE (ppm) (initial) _____ (vented to) _____

FINAL PUMP DEPTH (ft btoc) 120

SAMPLER'S SIGNATURE _____

WELL SAMPLE TIME 1055 DUPLICATE SAMPLE TIME —

Time	Activity	Water Level (ft btoc)	Pump Depth (ft btoc)	Temp (°C)	EC (ms/cm)	pH	Turbidity (NTU)	Dissolved Oxygen (mg/L)	ORP (mV)	Color	Volume Purged (gal / ml)	Well/Pump Volumes Purged	Flow Rate (GPM / ml/min)
1020	pump on	65.51	120										0.25
1025	monitoring	66.89		27.67	0.353	7.65	7.4	12.06	281.8	some particulate	1.25	0.02	
1030		67.70		25.23	0.333	7.45	6.9	8.83	261.7	clear	2.50	0.04	
1035		68.38		25.52	0.332	7.39	5.9	8.07	243.5	clear	3.75	0.06	
1040	reduce flow	68.70		26.26	0.336	7.37	5.3	7.65	233.4	clear	5.00	0.08	
1045		68.91		26.81	0.340	7.38	8.3	7.47	227.2	clear	6.00	0.09	0.2
1050		68.94		27.38	0.344	7.38	6.3	7.38	222.5	clear	7.00	0.11	
1055	sampling	68.94		28.23	0.353	7.38	4.5	7.14	219.6	clear	8.00	0.13	
1100	pump off												

Alkalinity (ppm) _____ Fe^{+2} (ppm) _____ Taken immediately before sampling

Water level at time of sampling (ft btoc): 68.94 Turbidity at time of sampling: 4.5

PARAMETERS FOR WATER QUALITY STABILIZATION	
Temperature ± 1°C (1.8°F)	Dissolved Oxygen ± 3 ppm
pH ± 0.1	Turbidity ≤ 5 NTUs
Conductivity ± 5%	Water Level ± 0.1 foot

Comments: _____

Note: All water levels and pump depths are measured from the notch in the top of the well casing. If volatiles are detected in the breathing zone during the initial screening, the breathing zone will be periodically monitored during purging and sampling activities and recorded in the logbook.

X:\Exhibits\Field\Field Coordination\Forms\Field Forms\Monitoring Well Purging.doc

TETRA TECH, INC.
348 W Hospitality Ln. Suite 100
San Bernardino, CA 92408
Telephone (909) 381-1674
Telefax (909) 889-1391

GROUNDWATER MONITORING WELL
FIELD DATA LOG SHEET - SAMPLING

DATE 07/13/2006 PROJECT NUMBER 18086-02

PROGRAM NAME LMC Beaumont Site 1

MONITORING WELL IDENTIFICATION MW-61B

SAMPLE I.D. MW-61B DUPLICATE I.D. MW-161B

STATIC WATER LEVEL (ft btoc) 64.24 TOTAL WELL DEPTH (feet) 102.18

WATER COLUMN (feet) 37.94 CASING/TUBE DIAMETER (in/ft) 2"

WELL/PUMP VOLUME (V) (gals) 6.19 3 v (gals) 18.57

PURGING DEVICE ☑ Grundfos Pump ☐ Peristaltic Pump ☐ Bladder Pump

SAMPLING DEVICE ☑ Purging Pump ☐ Disposable Bailer ☐ _____

OVA: ☐ FID ☐ PID In Casing (ppm) (initial) _____ (vented to) _____

BREATHING ZONE (ppm) (initial) _____ (vented to) _____

FINAL PUMP DEPTH (ft btoc) 100

SAMPLER'S SIGNATURE _____

WELL SAMPLE TIME 1226 DUPLICATE SAMPLE TIME 1236

Time	Activity	Water Level (ft btoc)	Pump Depth (ft btoc)	Temp (°C)	EC (ms/cm)	pH	Turbidity (NTU)	Dissolved Oxygen (mg/L)	ORP (mV)	Color	Volume Purged (gal / ml)	Well/Pump Volumes Purged	Flow Rate (GPM / ml/min)
1150	pump on	64.24	100										0.25
1155	monitoring	71.40		32.20	0.697	7.45	> 200	10.30	176.7	brown cloudy	1.25	0.20	
1200		72.95		28.61	0.643	7.15	> 200	5.62	183.7	" "	2.50	0.40	
1205		74.03		28.95	0.653	7.15	> 200	5.25	181.6	" "	3.75	0.61	
1210		74.65		29.26	0.654	7.17	160	5.09	181.3	" "	5.00	0.81	
1215		74.99		29.79	0.660	7.20	140	5.00	182.7	" "	6.25	1.01	
1220		75.13		30.51	0.664	7.22	110	4.77	182.7	" "	7.25	1.17	0.2
1225	↓	75.11		30.82	0.668	7.24	90.0	4.65	182.6	" "	8.25	1.33	
1230	sampling	75.03	↓	31.03	0.664	7.23	100	4.60	181.2	" "	9.25	1.49	↓
1236	sample duplicate												
1246	pump off												

Alkalinity (ppm) _____ **Fe^{+2} (ppm)** _____ Taken immediately before sampling

Water level at time of sampling (ft btoc): 75.03 Turbidity at time of sampling: 100

PARAMETERS FOR WATER QUALITY STABILIZATION	
Temperature ± 1°C (1.8°F)	Dissolved Oxygen ± 3 ppm
pH ± 0.1	Turbidity ≤ 5 NTUs
Conductivity ± 5%	Water Level ± 0.1 foot

Comments: _____

Note: All water levels and pump depths are measured from the notch in the top of the well casing. If volatiles are detected in the breathing zone during the initial screening, the breathing zone will be periodically monitored during purging and sampling activities and recorded in the logbook.

X:\Public\Field\Field Coordination\Forms\Field Forms\Environmental Field Forms\Monitoring Well Purging.doc

TETRA TECH, INC.
348 W Hospitality Ln. Suite 100
San Bernardino, CA 92408
Telephone (909) 381-1674
Telefax (909) 889-1391

GROUNDWATER MONITORING WELL FIELD DATA LOG SHEET - SAMPLING

DATE 07/13/2006 PROJECT NUMBER 18086-02

PROGRAM NAME LMC Beaumont Site 1

MONITORING WELL IDENTIFICATION EW-13

SAMPLE I.D. EW-13 DUPLICATE I.D. —

STATIC WATER LEVEL (ft btoc) 62.03 TOTAL WELL DEPTH (feet) 100.80

WATER COLUMN (feet) 38.77 CASING/TUBE DIAMETER (in/ft) 4"

WELL/PUMP VOLUME (V) (gals) 25.31 3 v (gals) 75.92

PURGING DEVICE ☑ Grundfos Pump ☐ Peristaltic Pump ☐ Bladder Pump

SAMPLING DEVICE ☑ Purging Pump ☐ Disposable Bailer ☐ _____

OVA: ☐ FID ☐ PID In Casing (ppm) (initial) _____ (vented to) _____

BREATHING ZONE (ppm) (initial) _____ (vented to) _____

FINAL PUMP DEPTH (ft btoc) 90

SAMPLER'S SIGNATURE [signature]

WELL SAMPLE TIME 1403 DUPLICATE SAMPLE TIME —

Time	Activity	Water Level (ft btoc)	Pump Depth (ft btoc)	Temp (°C)	EC (ms/cm)	pH	Turbidity (NTU)	Dissolved Oxygen (mg/L)	ORP (mV)	Color	Volume Purged (gal / ml)	Well/Pump Volumes Purged	Flow Rate (GPM / ml/min)
1327	pump on	62.03	90										0.25
1332	monitoring	64.65		35.21	0.598	8.31	28.0	4.70	189.3	some particulate	1.25	0.05	
1337		66.75		29.16	0.529	8.32	21.0	2.24	158.1	" "	2.50	0.10	
1342		68.28		29.38	0.522	8.28	18.0	1.53	152.8	clear	3.75	0.15	
1347	recover flow	68.90		30.47	0.516	8.25	15.0	1.36	159.7	clear	5.00	0.20	
1352		69.17		32.08	0.512	8.14	14.0	1.45	159.8	clear	6.00	0.24	0.2
1357		69.35		33.45	0.507	8.05	17.0	1.19	157.3	clear	7.00	0.28	
1402		69.45		34.15	0.501	7.98	13.0	1.11	155.7	clear	8.00	0.32	
1403	sampling	69.47		34.33	0.498	7.94	13.0	1.07	151.9	clear	9.00	0.36	
1407	pump off												

Alkalinity (ppm) _____ Fe^{+2} (ppm) _____ Taken immediately before sampling

Water level at time of sampling (ft btoc): 69.47 Turbidity at time of sampling: 13.0

Comments: _____

PARAMETERS FOR WATER QUALITY STABILIZATION	
Temperature ± 1°C (1.8°F)	Dissolved Oxygen ± 3 ppm
pH ± 0.1	Turbidity ≤ 5 NTUs
Conductivity ± 5%	Water Level ± 0.1 foot

Note: All water levels and pump depths are measured from the notch in the top of the well casing. If volatiles are detected in the breathing zone during the initial screening, the breathing zone will be periodically monitored during purging and sampling activities and recorded in the logbook.

X:\Public\Field\Field Coordination\Forms\Field Forms\Environmental Field Forms\Monitoring Well Purging.doc

TETRA TECH, INC.
348 W Hospitality Ln. Suite 100
San Bernardino, CA 92408
Telephone (909) 381-1674
Telefax (909) 889-1391

GROUNDWATER MONITORING WELL
FIELD DATA LOG SHEET - SAMPLING

DATE 07/07/2006 PROJECT NUMBER 18086-02

PROGRAM NAME LMC Beaumont Site 1

MONITORING WELL IDENTIFICATION MW-57C

SAMPLE I.D. MW-57C DUPLICATE I.D. —

STATIC WATER LEVEL (ft btoc) 30.91 TOTAL WELL DEPTH (feet) 84.79

WATER COLUMN (feet) 53.88 CASING/TUBE DIAMETER (in/ft) 2"

WELL/PUMP VOLUME (V) (gals) 8.79 3 v (gals) 26.38

PURGING DEVICE ☐ Grundfos Pump ☐ Peristaltic Pump ☐ Bladder Pump

SAMPLING DEVICE ☐ Purging Pump ☐ Disposable Bailer ☐ _____

OVA: ☐ FID ☐ PID In Casing (ppm) (initial) _____ (vented to) _____

BREATHING ZONE (ppm) (initial) _____ (vented to) _____

FINAL PUMP DEPTH (ft btoc) 83

SAMPLER'S SIGNATURE

WELL SAMPLE TIME 0940 DUPLICATE SAMPLE TIME —

Time	Activity	Water Level (ft btoc)	Pump Depth (ft btoc)	Temp (°C)	EC (ms/cm)	pH	Turbidity (NTU)	Dissolved Oxygen (mg/L)	ORP (mV)	Color	Volume Purged (gal / ml)	Well/Pump Volumes Purged	Flow Rate (GPM / ml/min)
0910	pump on	30.91	83										0.25
0915	monitoring	34.46	↓	24.69	0.234	6.32	25.2	6.75	227.7	slightly cloudy	1.25	0.14	↓
0920	↓	34.29		25.13	0.249	6.47	> 200	5.34	221.2	very cloudy	2.50	0.28	
0925		34.32		24.78	0.246	6.41	> 200	5.24	220.0	cloudy	3.75	0.43	
0930		34.36		24.79	0.252	6.44	123	5.05	220.6	cloudy	5.00	0.57	
0935	↓	34.36		24.94	0.253	6.49	61.4	5.22	216.4	cloudy	6.25	0.71	
0940	sampling	34.35	↓	25.30	0.257	6.51	44.2	4.78	225.4	cloudy	7.50	0.85	↓
0945	pump off												

Alkalinity (ppm) _____ Fe^{+2} (ppm) _____ Taken immediately before sampling

Water level at time of sampling (ft btoc): 34.35 Turbidity at time of sampling: _____

PARAMETERS FOR WATER QUALITY STABILIZATION	
Temperature ± 1°C (1.8°F)	Dissolved Oxygen ± 3 ppm
pH ± 0.1	Turbidity ≤ 5 NTUs
Conductivity ± 5%	Water Level ± 0.1 foot

Comments: _____

Note: All water levels and pump depths are measured from the notch in the top of the well casing. If volatiles are detected in the breathing zone during the initial screening, the breathing zone will be periodically monitored during purging and sampling activities and recorded in the logbook.

X:\Public\Tt\Field Coordination\Forms\Field Forms\Environmental Field Forms\Monitoring Well Purging.doc

TETRA TECH, INC.
348 W Hospitality Ln. Suite 100
San Bernardino, CA 92408
Telephone (909) 381-1674
Telefax (909) 889-1391

GROUNDWATER MONITORING WELL
FIELD DATA LOG SHEET - SAMPLING

DATE 07/07/2006 PROJECT NUMBER 18086-02

PROGRAM NAME LMC Beaumont Site 2

MONITORING WELL IDENTIFICATION MW-56C

SAMPLE I.D. MW-56C DUPLICATE I.D. —

STATIC WATER LEVEL (ft btoc) ~~27.09~~ 28.09 TOTAL WELL DEPTH (feet) 59.65

WATER COLUMN (feet) 31.56 CASING/TUBE DIAMETER (in/ft) 2"

WELL/PUMP VOLUME (V) (gals) 5.15 3 v (gals) 15.45

PURGING DEVICE ☑ Grundfos Pump ☐ Peristaltic Pump ☐ Bladder Pump

SAMPLING DEVICE ☑ Purging Pump ☐ Disposable Bailer ☐ _____

OVA: ☐ FID ☐ PID In Casing (ppm) (initial) _____ (vented to) _____

BREATHING ZONE (ppm) (initial) _____ (vented to) _____

FINAL PUMP DEPTH (ft btoc) 58

SAMPLER'S SIGNATURE _____

WELL SAMPLE TIME 1105 DUPLICATE SAMPLE TIME —

Time	Activity	Water Level (ft btoc)	Pump Depth (ft btoc)	Temp (°C)	EC (ms/cm)	pH	Turbidity (NTU)	Dissolved Oxygen (mg/L)	ORP (mV)	Color	Volume Purged (gal / ml)	Well/Pump Volumes Purged	Flow Rate (GPM / ml/min)
1035	pump on	28.09	58										0.25
1040	monitoring	28.71	↓	30.28	0.280	6.71	>200	8.19	366.5	cloudy	1.25	0.24	↓
1045	↓	28.70		27.42	0.263	6.38	27.1	4.69	350.2	slightly cloudy	2.50	0.49	
1050		28.70		27.23	0.259	6.36	14.1	4.56	306.5	some particulate	3.75	0.73	
1055		28.70		27.27	0.256	6.34	9.53	4.57	288.2	clear	5.00	0.97	
1100	↓	28.70		27.32	0.254	6.35	7.58	4.51	277.3	clear	6.25	1.21	
1105	sampling	28.70	↓	27.39	0.253	6.32	5.64	4.69	264.2	clear	7.50	1.46	↓
1110	pump off												

Alkalinity (ppm) _____ **Fe^{+2} (ppm)** _____ Taken immediately before sampling

Water level at time of sampling (ft btoc): 28.70 Turbidity at time of sampling: 5.64

PARAMETERS FOR WATER QUALITY STABILIZATION	
Temperature ± 1°C (1.8°F)	Dissolved Oxygen ± 3 ppm
pH ± 0.1	Turbidity ≤ 5 NTUs
Conductivity ± 5%	Water Level ± 0.1 foot

Comments: _____

Note: All water levels and pump depths are measured from the notch in the top of the well casing. If volatiles are detected in the breathing zone during the initial screening, the breathing zone will be periodically monitored during purging and sampling activities and recorded in the logbook.

X:\Public\Field\Field Operations\Forms\Field Forms\Environmental Field Forms\Monitoring Well Purging.doc

TETRA TECH, INC.
348 W Hospitality Ln. Suite 100
San Bernardino, CA 92408
Telephone (909) 381-1674
Telefax (909) 889-1391

GROUNDWATER MONITORING WELL
FIELD DATA LOG SHEET - SAMPLING

DATE 07/07/2006 PROJECT NUMBER 18086-02

PROGRAM NAME LMC Beaumont Site 1

MONITORING WELL IDENTIFICATION MW-54

SAMPLE I.D. MW-54 DUPLICATE I.D. —

STATIC WATER LEVEL (ft btoc) 38.00 TOTAL WELL DEPTH (feet) 74.70

WATER COLUMN (feet) 36.70 CASING/TUBE DIAMETER (in/ft) 4"

WELL/PUMP VOLUME (V) (gals) 23.96 3 v (gals) 71.87

PURGING DEVICE ☑ Grundfos Pump ☐ Peristaltic Pump ☐ Bladder Pump

SAMPLING DEVICE ☑ Purging Pump ☐ Disposable Bailer ☐ _____

OVA: ☐ FID ☐ PID In Casing (ppm) (initial) _____ (vented to) _____

BREATHING ZONE (ppm) (initial) _____ (vented to) _____

FINAL PUMP DEPTH (ft btoc) 72

SAMPLER'S SIGNATURE _____

WELL SAMPLE TIME 1235 DUPLICATE SAMPLE TIME —

Time	Activity	Water Level (ft btoc)	Pump Depth (ft btoc)	Temp (°C)	EC (ms/cm)	pH	Turbidity (NTU)	Dissolved Oxygen (mg/L)	ORP (mV)	Color	Volume Purged (gal / ml)	Well/Pump Volumes Purged	Flow Rate (GPM / ml/min)
1205	pump on	38.00	72										0.25
1210	monitoring	38.04		31.60	0.233	6.64	11.2	5.18	216.1	some particulate	1.25	0.05	
1215		38.03		28.39	0.217	6.46	4.44	6.67	214.8	clear	2.50	0.10	
1220		38.04		28.08	0.213	6.42	3.74	7.81	211.3	clear	3.75	0.16	
1225		38.04		28.22	0.213	6.45	1.51	8.36	207.3	clear	5.00	0.21	
1230		38.04		28.34	0.212	6.47	1.38	8.00	205.8	clear	6.25	0.26	
1235	Sampling	38.04		28.24	0.231	6.42	2.18	7.76	205.7	clear	7.50	0.31	
1240	pump off												

Alkalinity (ppm) _____ Fe^{+2} (ppm) _____ Taken immediately before sampling

Water level at time of sampling (ft btoc): 38.04 Turbidity at time of sampling: 2.18

Comments: _____

PARAMETERS FOR WATER QUALITY STABILIZATION	
Temperature ± 1°C (1.8°F)	Dissolved Oxygen ± 3 ppm
pH ± 0.1	Turbidity ≤ 5 NTUs
Conductivity ± 5%	Water Level ± 0.1 foot

Note: All water levels and pump depths are measured from the notch in the top of the well casing. If volatiles are detected in the breathing zone during the initial screening, the breathing zone will be periodically monitored during purging and sampling activities and recorded in the logbook.

X:\Published\Field\Field Coordination\Forms\Field Forms\Environmental Field Forms\Monitoring Well Purging.doc

TETRA TECH, INC.
348 W Hospitality Ln. Suite 100
San Bernardino, CA 92408
Telephone (909) 381-1674
Telefax (909) 889-1391

GROUNDWATER MONITORING WELL
FIELD DATA LOG SHEET - SAMPLING

DATE 07/10/2006 PROJECT NUMBER 18086-02

PROGRAM NAME LMC Beaumont Site 1

MONITORING WELL IDENTIFICATION MW-57D

SAMPLE I.D. MW-57D DUPLICATE I.D. —

STATIC WATER LEVEL (ft btoc) 31.08 TOTAL WELL DEPTH (feet) 57.48

WATER COLUMN (feet) 26.40 CASING/TUBE DIAMETER (in/ft) 2"

WELL/PUMP VOLUME (V) (gals) 4.31 3 v (gals) 12.92

PURGING DEVICE ☑ Grundfos Pump ☐ Peristaltic Pump ☐ Bladder Pump

SAMPLING DEVICE ☑ Purging Pump ☐ Disposable Bailer ☐ _____

OVA: ☐ FID ☐ PID In Casing (ppm) (initial) _____ (vented to) _____

BREATHING ZONE (ppm) (initial) _____ (vented to) _____

FINAL PUMP DEPTH (ft btoc) 52

SAMPLER'S SIGNATURE [signature]

WELL SAMPLE TIME 0957 DUPLICATE SAMPLE TIME —

Time	Activity	Water Level (ft btoc)	Pump Depth (ft btoc)	Temp (°C)	EC (ms/cm)	pH	Turbidity (NTU)	Dissolved Oxygen (mg/L)	ORP (mV)	Color	Volume Purged (gal / ml)	Well/Pump Volumes Purged	Flow Rate (GPM / ml/min)
0927	pump on	31.08	52	~~28.97~~	0.237	~~6.44~~		~~10.44~~	~~177.0~~	~~slightly cloudy~~			0.25
0932	monitoring	31.14		28.97	0.237	6.44	59.5	10.94	177.0	slightly cloudy	1.25	0.29	
0937		31.14		25.20	0.223	6.54	53.4	11.48	137.8	some particulate	2.50	0.58	
0942		31.14		24.90	0.223	6.58	51.0	11.39	139.4	slightly cloudy	3.75	0.87	
0947		31.14		25.05	0.222	6.54	33.5	10.99	116.6	" "	5.00	1.16	
0952		31.14		24.87	0.224	6.48	22.0	11.14	128.6	clear	6.25	1.45	
0957	sampling	31.14		24.68	0.222	6.55	16.3	11.17	126.9	clear	7.50	1.74	
1007	pump off												

Alkalinity (ppm) _____ Fe^{+2} (ppm) _____ Taken immediately before sampling

Water level at time of sampling (ft btoc): _____ Turbidity at time of sampling: _____

Comments: _____

PARAMETERS FOR WATER QUALITY STABILIZATION	
Temperature ± 1°C (1.8°F)	Dissolved Oxygen ± 3 ppm
pH ± 0.1	Turbidity ≤ 5 NTUs
Conductivity ± 5%	Water Level ± 0.1 foot

Note: All water levels and pump depths are measured from the notch in the top of the well casing. If volatiles are detected in the breathing zone during the initial screening, the breathing zone will be periodically monitored during purging and sampling activities and recorded in the logbook.

X:\Jobs\Field\Field Coordination\Forms\Field Forms\Environmental Field Forms\Monitoring Well Purging.doc

TETRA TECH, INC.
348 W Hospitality Ln. Suite 100
San Bernardino, CA 92408
Telephone (909) 381-1674
Telefax (909) 889-1391

GROUNDWATER MONITORING WELL
FIELD DATA LOG SHEET - SAMPLING

DATE 07/10/2008 PROJECT NUMBER 18086-02

PROGRAM NAME LMC Beaumont Site 1

MONITORING WELL IDENTIFICATION MW-59C

SAMPLE I.D. MW-59C DUPLICATE I.D. —

STATIC WATER LEVEL (ft btoc) 64.08 TOTAL WELL DEPTH (feet) 135.83

WATER COLUMN (feet) 71.75 CASING/TUBE DIAMETER (in/ft) 2"

WELL/PUMP VOLUME (V) (gals) 11.71 3 v (gals) 35.13

PURGING DEVICE ☑ Grundfos Pump ☐ Peristaltic Pump ☐ Bladder Pump

SAMPLING DEVICE ☐ Purging Pump ☑ Disposable Bailer ☐ _____

OVA: ☐ FID ☐ PID In Casing (ppm) (initial) _____ (vented to) _____

BREATHING ZONE (ppm) (initial) _____ (vented to) _____

FINAL PUMP DEPTH (ft btoc) 133

SAMPLER'S SIGNATURE [signature]

WELL SAMPLE TIME 1136 DUPLICATE SAMPLE TIME —

Time	Activity	Water Level (ft btoc)	Pump Depth (ft btoc)	Temp (°C)	EC (ms/cm)	pH	Turbidity (NTU)	Dissolved Oxygen (mg/L)	ORP (mV)	Color	Volume Purged (gal / ml)	Well/Pump Volumes Purged	Flow Rate (GPM / ml/min)
1054	pump on	64.08	133										0.5
1059	monitoring	76.76		26.08	0.384	9.17	32.2	6.35	75.8	slightly cloudy	2.50	0.21	
1104	reduce flow	83.95		25.03	0.375	9.27	26.0	5.14	31.9	" "	5.00	0.43	
1109		93.72		25.56	0.375	9.30	22.0	4.79	6.4	" "	7.50	0.64	
1114		97.92		27.60	0.391	9.25	20.0	4.47	17.8	" "	8.75	0.75	0.25
1119		105.14		27.68	0.394	9.28	16.0	4.66	10.7	clear	10.00	0.85	
1124	increase flow	113.42		27.40	0.397	9.27	15.0	4.80	4.8	clear	11.25	0.96	
1132	well dry, pump off										DCB 15.75	DCB 1.77	0.5
1136	collect sample via bailer										15.25	1.30	

Alkalinity (ppm) _____ Fe^{+2} (ppm) _____ Taken immediately before sampling

Water level at time of sampling (ft btoc): 24.70 Turbidity at time of sampling: 15.0

PARAMETERS FOR WATER QUALITY STABILIZATION	
Temperature ± 1°C (1.8°F)	Dissolved Oxygen ± 3 ppm
pH ± 0.1	Turbidity ≤ 5 NTUs
Conductivity ± 5%	Water Level ± 0.1 foot

Comments: _____

Note: All water levels and pump depths are measured from the notch in the top of the well casing. If volatiles are detected in the breathing zone during the initial screening, the breathing zone will be periodically monitored during purging and sampling activities and recorded in the logbook.

X:\Public\Field\Field Coordination\Forms\Field Forms\Environmental Field Forms\Monitoring Well Purging.doc

TETRA TECH, INC.
348 W Hospitality Ln. Suite 100
San Bernardino, CA 92408
Telephone (909) 381-1674
Telefax (909) 889-1391

GROUNDWATER MONITORING WELL
FIELD DATA LOG SHEET - SAMPLING

DATE 07/10/2006 PROJECT NUMBER 18086-01

PROGRAM NAME LMC Beaumont Site 1

MONITORING WELL IDENTIFICATION MW-66

SAMPLE I.D. MW-66 DUPLICATE I.D. —

STATIC WATER LEVEL (ft btoc) 27.00 TOTAL WELL DEPTH (feet) 49.0

WATER COLUMN (feet) 22.00 CASING/TUBE DIAMETER (in/ft) 2"

WELL/PUMP VOLUME (V) (gals) 3.59 3 v (gals) 10.77

PURGING DEVICE ☑ Grundfos Pump ☐ Peristaltic Pump ☐ Bladder Pump

SAMPLING DEVICE ☑ Purging Pump ☐ Disposable Bailer ☐ _____

OVA: ☐ FID ☐ PID In Casing (ppm) (initial) _____ (vented to) _____

BREATHING ZONE (ppm) (initial) _____ (vented to) _____

FINAL PUMP DEPTH (ft btoc) 48

SAMPLER'S SIGNATURE _____

WELL SAMPLE TIME 1301 DUPLICATE SAMPLE TIME —

Time	Activity	Water Level (ft btoc)	Pump Depth (ft btoc)	Temp (°C)	EC (ms/cm)	pH	Turbidity (NTU)	Dissolved Oxygen (mg/L)	ORP (mV)	Color	Volume Purged (gal / ml)	Well/Pump Volumes Purged	Flow Rate (GPM / ml/min)
1231	pump on	27.00	48										0.25
1236	monitoring	31.46		32.69	0.476	7.43	65.0	9.33	111.1	slightly cloudy	1.25	0.35	
1241		31.72		28.26	0.434	7.28	17.0	2.41	94.9	some particulate	2.50	0.70	
1246		31.90		28.08	0.431	7.25	5.6	1.89	90.8	clear	3.75	1.04	
1251		32.10		28.01	0.429	7.24	3.9	1.40	85.2	clear	5.00	1.39	
1256		31.70		28.46	0.433	7.24	3.7	1.21	79.9	clear	6.25	1.74	
1301	sampling	31.70		29.29	0.442	7.24	2.9	1.10	80.5	clear	7.50	2.09	
1311	pump off												

Alkalinity (ppm) _____ **Fe^{+2} (ppm)** _____ Taken immediately before sampling

Water level at time of sampling (ft btoc): _____ Turbidity at time of sampling: _____

Comments: _____

PARAMETERS FOR WATER QUALITY STABILIZATION	
Temperature ± 1°C (1.8°F)	Dissolved Oxygen ± 3 ppm
pH ± 0.1	Turbidity ≤ 5 NTUs
Conductivity ± 5%	Water Level ± 0.1 foot

Note: All water levels and pump depths are measured from the notch in the top of the well casing. If volatiles are detected in the breathing zone during the initial screening, the breathing zone will be periodically monitored during purging and sampling activities and recorded in the logbook.

X:\Public\Field\Field Coordination\Forms\Field Forms\Groundwater Monitoring Well Purging.doc

TETRA TECH, INC.
348 W Hospitality Ln. Suite 100
San Bernardino, CA 92408
Telephone (909) 381-1674
Telefax (909) 889-1391

GROUNDWATER MONITORING WELL FIELD DATA LOG SHEET - SAMPLING

DATE 07/11/2006 PROJECT NUMBER 18086-02

PROGRAM NAME LMC Beaumont Site 1

MONITORING WELL IDENTIFICATION MW-57B

SAMPLE I.D. MW-57B DUPLICATE I.D. MW-157B

STATIC WATER LEVEL (ft btoc) 34.15 TOTAL WELL DEPTH (feet) 97.12

WATER COLUMN (feet) 62.97 CASING/TUBE DIAMETER (in/ft) 2"

WELL/PUMP VOLUME (V) (gals) 10.28 3 v (gals) 30.83

PURGING DEVICE ☑ Grundfos Pump ☐ Peristaltic Pump ☐ Bladder Pump

SAMPLING DEVICE ☑ Purging Pump ☐ Disposable Bailer ☐ _____

OVA: ☐ FID ☐ PID In Casing (ppm) (initial) _____ (vented to) _____

BREATHING ZONE (ppm) (initial) _____ (vented to) _____

FINAL PUMP DEPTH (ft btoc) 95

SAMPLER'S SIGNATURE [signature]

WELL SAMPLE TIME 1033 DUPLICATE SAMPLE TIME 1048

Time	Activity	Water Level (ft btoc)	Pump Depth (ft btoc)	Temp (°C)	EC (ms/cm)	pH	Turbidity (NTU)	Dissolved Oxygen (mg/L)	ORP (mV)	Color	Volume Purged (gal / ml)	Well/Pump Volumes Purged	Flow Rate (GPM / ml/min)
0953	pump on	34.15	95										0.25
0958	monitoring	32.20		32.24	0.451	7.57	5.2	6.85	385.9	some particulate	1.25	0.12	
1003		38.51		28.01	0.261	6.74	7.7	5.88	308.1	clear	2.50	0.24	
1008		39.01		27.52	0.260	6.56	6.8	4.15	252.1	clear	3.75	0.36	
1013	reduced flow	38.88		28.60	0.263	6.55	18.0	3.76	217.1	clear	4.50	0.44	0.15
1018		38.44		29.62	0.272	6.53	75	3.50	190.9	pcb ~~clear~~ cloudy	5.25	0.51	
1023	increase flow	40.70		29.19	0.268	6.52	110	3.53	197.2	pcb ~~clear~~ cloudy	6.25	0.61	0.2
1028	decrease flow	40.71		28.53	0.266	6.52	50	3.54	190.1	cloudy	7.00	0.68	0.15
1033	sampling	40.40		29.16	0.264	6.44	27	3.56	176.7	slightly cloudy	7.75	0.75	
1048	collect duplicate sample												
1111	pump off												

Alkalinity (ppm) _____ Fe^{+2} (ppm) _____ Taken immediately before sampling

Water level at time of sampling (ft btoc): 40.40 Turbidity at time of sampling: 27

Comments: _____

PARAMETERS FOR WATER QUALITY STABILIZATION	
Temperature ± 1°C (1.8°F)	Dissolved Oxygen ± 3 ppm
pH ± 0.1	Turbidity ≤ 5 NTUs
Conductivity ± 5%	Water Level ± 0.1 foot

Note: All water levels and pump depths are measured from the notch in the top of the well casing. If volatiles are detected in the breathing zone during the initial screening, the breathing zone will be periodically monitored during purging and sampling activities and recorded in the logbook.

X:\Public\Field\Field Coordination\Forms\Field Forms\Environmental Field Forms\Monitoring Well Purging.doc

TETRA TECH, INC.
348 W Hospitality Ln. Suite 100
San Bernardino, CA 92408
Telephone (909) 381-1674
Telefax (909) 889-1391

GROUNDWATER MONITORING WELL
FIELD DATA LOG SHEET - SAMPLING

DATE 07/11/2006 PROJECT NUMBER 18086-02

PROGRAM NAME LMC Beaumont Site 1

MONITORING WELL IDENTIFICATION MW-55

SAMPLE I.D. MW-55 DUPLICATE I.D. —

STATIC WATER LEVEL (ft btoc) 50.91 TOTAL WELL DEPTH (feet) 88.29

WATER COLUMN (feet) 37.38 CASING/TUBE DIAMETER (in/ft) 4"

WELL/PUMP VOLUME (V) (gals) 24.40 3 v (gals) 73.20

PURGING DEVICE ☑ Grundfos Pump ☐ Peristaltic Pump ☐ Bladder Pump

SAMPLING DEVICE ☑ Purging Pump ☐ Disposable Bailer ☐ _____

OVA: ☐ FID ☐ PID In Casing (ppm) (initial) _____ (vented to) _____

BREATHING ZONE (ppm) (initial) _____ (vented to) _____

FINAL PUMP DEPTH (ft btoc) 85

SAMPLER'S SIGNATURE [signature]

WELL SAMPLE TIME 0914 DUPLICATE SAMPLE TIME —

Time	Activity	Water Level (ft btoc)	Pump Depth (ft btoc)	Temp (°C)	EC (ms/cm)	pH	Turbidity (NTU)	Dissolved Oxygen (mg/L)	ORP (mV)	Color	Volume Purged (gal / ml)	Well/Pump Volumes Purged	Flow Rate (GPM / ml/min)
0844	pump on	50.91	85										0.25
0849	monitoring	50.97	↓	26.70	0.210	6.34	14.0	8.25	98.9	some particulate	1.25	0.05	↓
0854	↓	50.98	↓	23.37	0.189	6.44	13.0	8.25	127.0	clear	2.50	0.10	↓
0859	↓	50.97	↓	23.23	0.191	6.48	12.0	8.24	137.0	clear	3.75	0.15	↓
0904	↓	50.97	↓	23.11	0.188	6.46	11.0	8.18	137.4	clear	5.00	0.20	↓
0909	↓	50.97	↓	23.35	0.183	6.47	10.0	8.07	145.7	clear	6.25	0.26	↓
0914	sampling	50.97	↓	23.40	0.182	6.54	7.1	8.01	152.1	clear	7.50	0.31	↓
0918	pump off												

Alkalinity (ppm) _____ Fe^{+2} (ppm) _____ Taken immediately before sampling

Water level at time of sampling (ft btoc): 50.97 Turbidity at time of sampling: 7.1

Comments: _____

PARAMETERS FOR WATER QUALITY STABILIZATION	
Temperature ± 1°C (1.8°F)	Dissolved Oxygen ± 3 ppm
pH ± 0.1	Turbidity ≤ 5 NTUs
Conductivity ± 5%	Water Level ± 0.1 foot

Note: All water levels and pump depths are measured from the notch in the top of the well casing. If volatiles are detected in the breathing zone during the initial screening, the breathing zone will be periodically monitored during purging and sampling activities and recorded in the logbook.

X:\Public\Field\Field Coordination\Forms\Field Forms\Environmental Field Forms\Monitoring Well Purging.doc

TETRA TECH, INC.
348 W Hospitality Ln. Suite 100
San Bernardino, CA 92408
Telephone (909) 381-1674
Telefax (909) 889-1391

GROUNDWATER MONITORING WELL
FIELD DATA LOG SHEET - SAMPLING

DATE 07/11/2006 PROJECT NUMBER 18086-02

PROGRAM NAME LMC Beaumont Site 1

MONITORING WELL IDENTIFICATION MW-56D

SAMPLE I.D. MW-56D DUPLICATE I.D. —

STATIC WATER LEVEL (ft btoc) 27.69 TOTAL WELL DEPTH (feet) 75.18

WATER COLUMN (feet) 47.49 CASING/TUBE DIAMETER (in/ft) 2"

WELL/PUMP VOLUME (V) (gals) 7.75 3 v (gals) 23.25

PURGING DEVICE ☑ Grundfos Pump ☐ Peristaltic Pump ☐ Bladder Pump

SAMPLING DEVICE ☑ Purging Pump ☐ Disposable Bailer ☐ _____

OVA: ☐ FID ☐ PID In Casing (ppm) (initial) _____ (vented to) _____

BREATHING ZONE (ppm) (initial) _____ (vented to) _____

FINAL PUMP DEPTH (ft btoc) 73

SAMPLER'S SIGNATURE _____

WELL SAMPLE TIME 1233 DUPLICATE SAMPLE TIME —

Time	Activity	Water Level (ft btoc)	Pump Depth (ft btoc)	Temp (°C)	EC (ms/cm)	pH	Turbidity (NTU)	Dissolved Oxygen (mg/L)	ORP (mV)	Color	Volume Purged (gal / ml)	Well/Pump Volumes Purged	Flow Rate (GPM / ml/min)
1203	pump on	27.69	73	DRY									0.25
1208	monitoring	27.81	↓	33.60	0.387	6.87	110	4.86	183.2	slightly cloudy	1.25	0.16	↓
1213	↓	27.81		27.64	0.342	6.53	37.0	3.43	166.5	some particulate	2.50	0.32	
1218		27.81		27.22	0.339	6.45	14.0	2.93	161.4	clear	3.75	0.48	
1223		27.81		27.30	0.338	6.38	6.6	2.65	161.6	clear	5.00	0.65	
1228		27.81		27.47	0.341	6.36	5.4	2.51	159.3	clear	6.25	0.81	
1233	sampling	27.81	↓	27.13	0.337	6.37	4.1	2.49	156.5	clear	7.50	0.97	
1238	pump off												

Alkalinity (ppm) _____ Fe^{+2} (ppm) _____ Taken immediately before sampling

Water level at time of sampling (ft btoc): 27.81 Turbidity at time of sampling: 4.1

PARAMETERS FOR WATER QUALITY STABILIZATION	
Temperature ± 1°C (1.8°F)	Dissolved Oxygen ± 3 ppm
pH ± 0.1	Turbidity ≤ 5 NTUs
Conductivity ± 5%	Water Level ± 0.1 foot

Comments: _____

Note: All water levels and pump depths are measured from the notch in the top of the well casing. If volatiles are detected in the breathing zone during the initial screening, the breathing zone will be periodically monitored during purging and sampling activities and recorded in the logbook.

X:\Projects\Field\Field Coordination\Forms\Field Forms\Environmental Field Forms\Monitoring Well Purging.doc

TETRA TECH, INC.
348 W Hospitality Ln. Suite 100
San Bernardino, CA 92408
Telephone (909) 381-1674
Telefax (909) 889-1391

GROUNDWATER MONITORING WELL
FIELD DATA LOG SHEET - SAMPLING

DATE 07/12/2006 PROJECT NUMBER 18086-02

PROGRAM NAME LMC Beaumont Site 1

MONITORING WELL IDENTIFICATION MW-59D

SAMPLE I.D. MW-59D DUPLICATE I.D. —

STATIC WATER LEVEL (ft btoc) 64.50 TOTAL WELL DEPTH (feet) 121.86

WATER COLUMN (feet) 57.36 CASING/TUBE DIAMETER (in/ft) 2"

WELL/PUMP VOLUME (V) (gals) 9.36 3 v (gals) 28.08

PURGING DEVICE ☑ Grundfos Pump ☐ Peristaltic Pump ☐ Bladder Pump

SAMPLING DEVICE ☑ Purging Pump ☐ Disposable Bailer ☐ _____

OVA: ☐ FID ☐ PID In Casing (ppm) (initial) _____ (vented to) _____

BREATHING ZONE (ppm) (initial) _____ (vented to) _____

FINAL PUMP DEPTH (ft btoc) 120

SAMPLER'S SIGNATURE [signature]

WELL SAMPLE TIME 1002 DUPLICATE SAMPLE TIME —

Time	Activity	Water Level (ft btoc)	Pump Depth (ft btoc)	Temp (°C)	EC (ms/cm)	pH	Turbidity (NTU)	Dissolved Oxygen (mg/L)	ORP (mV)	Color	Volume Purged (gal / ml)	Well/Pump Volumes Purged	Flow Rate (GPM / ml/min)
0913	pump on	64.50	120	—									0.25
0918	monitoring	70.71		27.94	0.292	7.01	23.0	9.14	142.8	clear	1.25	0.13	
0923		75.01		24.65	0.320	7.45	22.2	8.84	123.9	"	2.50	0.27	
0928		76.34		25.33	0.319	7.47	100.0	8.58	127.1	cloudy	3.75	0.40	
0933		76.59		26.58	0.329	7.45	>200	8.32	132.8	cloudy	5.00	0.53	
0938		80.05		27.40	0.337	7.44	>200	8.41	122.3	cloudy, brown	6.25	0.67	
0943		82.51		26.27	0.330	7.50	>200	8.66	114.8	" "	7.50	0.80	
0948		83.68		26.85	0.332	7.53	>200	8.55	114.3	" "	8.75	0.93	
0953		84.10		27.47	0.339	7.55	>200	8.45	104.2	" "	10.00	1.07	
0958		84.20		27.78	0.340	7.51	>200	8.40	108.2	" "	11.25	1.20	
0959		84.27		28.11	0.341	7.49	>200	8.27	107.1	" "	12.50	1.34	
1002	Sampling	84.29		28.25	0.342	7.48	>200	8.20	106.2	" "	13.75	1.47	
1014	pump off	—											

Alkalinity (ppm) _____ Fe^{+2} (ppm) _____ Taken immediately before sampling

Water level at time of sampling (ft btoc): 84.29 Turbidity at time of sampling: >200

PARAMETERS FOR WATER QUALITY STABILIZATION	
Temperature ± 1°C (1.8°F)	Dissolved Oxygen ± 3 ppm
pH ± 0.1	Turbidity ≤ 5 NTUs
Conductivity ± 5%	Water Level ± 0.1 foot

Comments: _____

Note: All water levels and pump depths are measured from the notch in the top of the well casing. If volatiles are detected in the breathing zone during the initial screening, the breathing zone will be periodically monitored during purging and sampling activities and recorded in the logbook.

X:\Public\Field\Field Coordination\Forms\Field Forms\Environmental Field Forms\Monitoring Well Purging.doc

TETRA TECH, INC.
348 W Hospitality Ln. Suite 100
San Bernardino, CA 92408
Telephone (909) 381-1674
Telefax (909) 889-1391

GROUNDWATER MONITORING WELL
FIELD DATA LOG SHEET - SAMPLING

DATE 07/12/2006 PROJECT NUMBER 18086-02

PROGRAM NAME LMC Beaumont Site 1

MONITORING WELL IDENTIFICATION MW-60A

SAMPLE I.D. MW-60A DUPLICATE I.D. —

STATIC WATER LEVEL (ft btoc) 66.49 TOTAL WELL DEPTH (feet) 133.11

WATER COLUMN (feet) 66.62 CASING/TUBE DIAMETER (in/ft) 2"

WELL/PUMP VOLUME (V) (gals) 10.87 3 v (gals) 32.61

PURGING DEVICE ☐ Grundfos Pump ☐ Peristaltic Pump ☐ Bladder Pump

SAMPLING DEVICE ☑ Purging Pump ☐ Disposable Bailer ☐ _____

OVA: ☐ FID ☐ PID In Casing (ppm) (initial) _____ (vented to) _____

BREATHING ZONE (ppm) (initial) _____ (vented to) _____

FINAL PUMP DEPTH (ft btoc) 130

SAMPLER'S SIGNATURE _____

WELL SAMPLE TIME 1136 DUPLICATE SAMPLE TIME —

Time	Activity	Water Level (ft btoc)	Pump Depth (ft btoc)	Temp (°C)	EC (ms/cm)	pH	Turbidity (NTU)	Dissolved Oxygen (mg/L)	ORP (mV)	Color	Volume Purged (gal / ml)	Well/Pump Volumes Purged	Flow Rate (GPM / ml/min)
1056	pump on	66.49	130	—									0.25
1101	monitoring	68.75		33.20	0.709	7.70	550	7.64	486.5	slightly cloudy	1.25	0.11	
1106		73.35		29.49	0.349	7.85	21.0	7.05	259.3	some particulate	2.50	0.23	
1111		78.02		27.35	0.319	7.94	12.0	6.17	200.1	" "	3.75	0.34	
1116		81.21		27.53	0.319	7.98	10.0	5.51	192.0	" "	5.00	0.46	
1121		82.44		28.62	0.323	7.93	70.0	5.08	192.0	slightly cloudy	6.25	0.57	
1126		82.78		29.86	0.325	7.84	100	4.79	193.7	" "	7.50	0.69	
1131		82.70		30.54	0.332	7.78	100	4.46	186.5	" "	8.75	0.80	
1136	sampling	82.41		30.97	0.333	7.90	90.0	4.42	182.4	" "	10.00	0.92	
1150	pump off	—											

Alkalinity (ppm) _____ Fe^{+2} (ppm) _____ Taken immediately before sampling

Water level at time of sampling (ft btoc): 82.41 Turbidity at time of sampling: 90.0

PARAMETERS FOR WATER QUALITY STABILIZATION

Temperature ± 1°C (1.8°F)	Dissolved Oxygen ± 3 ppm
pH ± 0.1	Turbidity ≤ 5 NTUs
Conductivity ± 5%	Water Level ± 0.1 foot

Comments: _____

Note: All water levels and pump depths are measured from the notch in the top of the well casing. If volatiles are detected in the breathing zone during the initial screening, the breathing zone will be periodically monitored during purging and sampling activities and recorded in the logbook.

X:\Publish\Fields\Field Coordination\Forms\Field Forms\Environmental Field Forms\Monitoring Well Purging.doc

TETRA TECH, INC.
348 W Hospitality Ln. Suite 100
San Bernardino, CA 92408
Telephone (909) 381-1674
Telefax (909) 889-1391

GROUNDWATER MONITORING WELL
FIELD DATA LOG SHEET - SAMPLING

DATE 07/12/2006 PROJECT NUMBER 18086-02

PROGRAM NAME LMC Beaumont Site 1

MONITORING WELL IDENTIFICATION MW-22

SAMPLE I.D. MW-22 DUPLICATE I.D. —

STATIC WATER LEVEL (ft btoc) 53.62 TOTAL WELL DEPTH (feet) 113.95

WATER COLUMN (feet) 60.33 CASING/TUBE DIAMETER (in/ft) 5"

WELL/PUMP VOLUME (V) (gals) 61.53 3 v (gals) 184.60

PURGING DEVICE ☑ Grundfos Pump ☐ Peristaltic Pump ☐ Bladder Pump

SAMPLING DEVICE ☑ Purging Pump ☐ Disposable Bailer ☐ _____

OVA: ☐ FID ☐ PID In Casing (ppm) (initial) _____ (vented to) _____

BREATHING ZONE (ppm) (initial) _____ (vented to) _____

FINAL PUMP DEPTH (ft btoc) 110

SAMPLER'S SIGNATURE [signature]

WELL SAMPLE TIME 1301 DUPLICATE SAMPLE TIME —

Time	Activity	Water Level (ft btoc)	Pump Depth (ft btoc)	Temp (°C)	EC (ms/cm)	pH	Turbidity (NTU)	Dissolved Oxygen (mg/L)	ORP (mV)	Color	Volume Purged (gal / ml)	Well/Pump Volumes Purged	Flow Rate (GPM / ml/min)
1231	pump on	53.62	110	—	—	—	—	—	—	—	—	—	0.25
1236	monitoring	54.00	↓	34.60	0.305	7.10	16.0	7.14	285.0	some particulate	1.25	0.02	↓
1241	↓	54.00		28.05	0.235	6.53	12.0	7.03	217.1	" "	2.50	0.04	
1246		54.00		27.37	0.232	6.61	7.2	6.82	183.1	clear	3.75	0.06	
1251		54.00		27.38	0.257	6.68	9.6	6.92	161.3	clear	5.00	0.08	
1256	↓	54.00		27.41	0.234	6.61	4.9	6.79	141.8	clear	6.25	0.10	
1301	sampling	54.00	↓	27.28	0.237	6.63	4.1	6.99	136.1	clear	7.50	0.12	↓
1304	pump off	—	—	—	—	—	—	—	—	—	—	—	—

Alkalinity (ppm) _____ Fe^{+2} (ppm) _____ Taken immediately before sampling

Water level at time of sampling (ft btoc): 54.00 Turbidity at time of sampling: 4.1

PARAMETERS FOR WATER QUALITY STABILIZATION	
Temperature ± 1°C (1.8°F)	Dissolved Oxygen ± 3 ppm
pH ± 0.1	Turbidity ≤ 5 NTUs
Conductivity ± 5%	Water Level ± 0.1 foot

Comments: _____

Note: All water levels and pump depths are measured from the notch in the top of the well casing. If volatiles are detected in the breathing zone during the initial screening, the breathing zone will be periodically monitored during purging and sampling activities and recorded in the logbook.

X:\Public\Field\Field Coordination\Forms\Field Forms\Environmental Field Forms\Monitoring Well Purging.doc

TETRA TECH, INC.
348 W Hospitality Ln. Suite 100
San Bernardino, CA 92408
Telephone (909) 381-1674
Telefax (909) 889-1391

GROUNDWATER MONITORING WELL
FIELD DATA LOG SHEET - SAMPLING

DATE 07/06/2006 PROJECT NUMBER 18086-02

PROGRAM NAME LMC Beaumont Steel

MONITORING WELL IDENTIFICATION MW-40

SAMPLE I.D. MW-40 DUPLICATE I.D. —

STATIC WATER LEVEL (ft btoc) 36.61 TOTAL WELL DEPTH (feet) 67.66

WATER COLUMN (feet) 31.05 CASING/TUBE DIAMETER (in/ft) 4"

WELL/PUMP VOLUME (V) (gals) 20.27 3 v (gals) 60.80

PURGING DEVICE ☒ ~~Grundfos~~ Pump ☐ Peristaltic Pump ☐ Bladder Pump

SAMPLING DEVICE ~~☒ Purging~~ Pump ☐ Disposable Bailer ☐ _____

OVA: ☐ FID ☐ PID In Casing (ppm) (initial) _____ (vented to) _____

BREATHING ZONE (ppm) (initial) _____ (vented to) _____

FINAL PUMP DEPTH (ft btoc) 57

SAMPLER'S SIGNATURE _____

WELL SAMPLE TIME 1003 DUPLICATE SAMPLE TIME —

Time	Activity	Water Level (ft btoc)	Pump Depth (ft btoc)	Temp (°C)	EC (ms/cm)	pH	Turbidity (NTU)	Dissolved Oxygen (mg/L)	ORP (mV)	Color	Volume Purged (gal / ml)	Well/Pump Volumes Purged	Flow Rate (GPM / ml/min)
0933	pump on	36.61	57	—									0.25
0938	monitoring	36.90	↓	29.31	0.347	6.62	2.42	5.48	145.2	clear	1.25	0.06	↓
0943	↓	36.92		26.50	0.335	6.78	1.44	4.59	144.3	clear	2.50	0.12	
0948		36.93		25.62	0.335	6.77	1.00	4.28	127.1	clear	3.75	0.19	
DUP 0953 1003		36.95		25.69	0.324	6.78	1.08	4.09	110.0	clear	5.00	0.25	
0958 1008		36.96		25.83	0.325	6.82	0.73	4.02	100.2	clear	6.25	0.31	
1003	Sampling	36.96	↓	25.97	0.324	6.83	0.75	3.95	92.2	clear	7.50	0.37	↓
1005	pump off			—									

Alkalinity (ppm) _____ **Fe^{+2} (ppm)** _____ Taken immediately before sampling

Water level at time of sampling (ft btoc): 36.96 Turbidity at time of sampling: 0.75

Comments: _____

PARAMETERS FOR WATER QUALITY STABILIZATION	
Temperature ± 1°C (1.8°F)	Dissolved Oxygen ± 3 ppm
pH ± 0.1	Turbidity ≤ 5 NTUs
Conductivity ± 5%	Water Level ± 0.1 foot

Note: All water levels and pump depths are measured from the notch in the top of the well casing. If volatiles are detected in the breathing zone during the initial screening, the breathing zone will be periodically monitored during purging and sampling activities and recorded in the logbook.

X:\Public\Field\Field Procedures\Forms\Field Forms\Environmental Field Forms\Monitoring Well Purging.doc

TETRA TECH, INC.
348 W Hospitality Ln. Suite 100
San Bernardino, CA 92408
Telephone (909) 381-1674
Telefax (909) 889-1391

GROUNDWATER MONITORING WELL
FIELD DATA LOG SHEET - SAMPLING

DATE 07/06/2006 PROJECT NUMBER 18086-04

PROGRAM NAME LMC Beaumont Site 1

MONITORING WELL IDENTIFICATION IW-04

SAMPLE I.D. IW-04 DUPLICATE I.D. —

STATIC WATER LEVEL (ft btoc) 33.25 TOTAL WELL DEPTH (feet) 61.83

WATER COLUMN (feet) 28.58 CASING/TUBE DIAMETER (in/ft) 6"

WELL/PUMP VOLUME (V) (gals) 41.98 3 v (gals) 125.93

PURGING DEVICE ☒ Grundfos Pump ☐ Peristaltic Pump ☐ Bladder Pump

SAMPLING DEVICE ☐ Purging Pump ☐ Disposable Bailer ☐ _____

OVA: ☐ FID ☐ PID In Casing (ppm) (initial) _____ (vented to) _____

BREATHING ZONE (ppm) (initial) _____ (vented to) _____

FINAL PUMP DEPTH (ft btoc) 57

SAMPLER'S SIGNATURE _____

WELL SAMPLE TIME 1121 DUPLICATE SAMPLE TIME —

Time	Activity	Water Level (ft btoc)	Pump Depth (ft btoc)	Temp (°C)	EC (ms/cm)	pH	Turbidity (NTU)	Dissolved Oxygen (mg/L)	ORP (mV)	Color	Volume Purged (gal / ml)	Well/Pump Volumes Purged	Flow Rate (GPM / ml/min)
1057	pump on	33.25	57	—									225
1056	monitoring	34.60	↓	30.13	0.336	6.72	15.9	1.96	-177	some particulate	1.25	0.03	↓
1101	↓	35.30		27.56	0.332	6.89	12.1	1.42	-223.2	" "	2.50	0.06	
1106		35.70		27.57	0.321	6.98	10.32	1.21	-245.0	clear	3.75	0.09	
1111		36.04		27.81	0.322	7.01	10.91	0.94	-259.4	clear	5.00	0.12	
1116	↓	36.12		28.15	0.325	7.07	~~24.7~~ 10.82	1.00	-271.8	clear	6.25	0.15	
1121	sampling	36.12	↓	28.58	0.327	7.09	10.48	0.99	-276.7	some particulate	7.50	0.18	↓
1128	pump off	—		—									

Alkalinity (ppm) _____ Fe^{+2} (ppm) _____ Taken immediately before sampling

Water level at time of sampling (ft btoc): 1121 Turbidity at time of sampling: 10.48

PARAMETERS FOR WATER QUALITY STABILIZATION	
Temperature ± 1°C (1.8°F)	Dissolved Oxygen ± 3 ppm
pH ± 0.1	Turbidity ≤ 5 NTUs
Conductivity ± 5%	Water Level ± 0.1 foot

Comments: _____

Note: All water levels and pump depths are measured from the notch in the top of the well casing. If volatiles are detected in the breathing zone during the initial screening, the breathing zone will be periodically monitored during purging and sampling activities and recorded in the logbook.

X:\Published\Field\Field Coordination\Templates\Field Forms\Environmental Field Forms\Monitoring Well Purging.doc

TETRA TECH, INC.
348 W Hospitality Ln. Suite 100
San Bernardino, CA 92408
Telephone (909) 381-1674
Telefax (909) 889-1391

GROUNDWATER MONITORING WELL
FIELD DATA LOG SHEET - SAMPLING

DATE 07/06/2006 PROJECT NUMBER 18086-01

PROGRAM NAME LMC Beaumont Site 1

MONITORING WELL IDENTIFICATION MW-07

SAMPLE I.D. MW-07 DUPLICATE I.D. —

STATIC WATER LEVEL (ft btoc) 60.72 TOTAL WELL DEPTH (feet) 92.65

WATER COLUMN (feet) 31.93 CASING/TUBE DIAMETER (in/ft) 4"

WELL/PUMP VOLUME (V) (gals) 20.84 3 v (gals) 62.53

PURGING DEVICE ☑ Grundfos Pump ☐ Peristaltic Pump ☐ Bladder Pump

SAMPLING DEVICE ☑ Purging Pump ☐ Disposable Bailer ☐ _____

OVA: ☐ FID ☐ PID In Casing (ppm) (initial) _____ (vented to) _____

BREATHING ZONE (ppm) (initial) _____ (vented to) _____

FINAL PUMP DEPTH (ft btoc) 90

SAMPLER'S SIGNATURE [signature]

WELL SAMPLE TIME 1241 DUPLICATE SAMPLE TIME —

Time	Activity	Water Level (ft btoc)	Pump Depth (ft btoc)	Temp (°C)	EC (ms/cm)	pH	Turbidity (NTU)	Dissolved Oxygen (mg/L)	ORP (mV)	Color	Volume Purged (gal / ml)	Well/Pump Volumes Purged	Flow Rate (GPM / ml/min)
1211	pump on	60.72	90										0.4 ~~0.25~~
1216	monitoring	60.76		26.36	0.214	6.51	23.1	15.41	197.1	some particulate	2.0 ~~1.25~~	0.10	
1221		60.76		23.89	0.080	6.07	15.1	9.20	108.8	" "	4.0	0.19	
1226		60.75		23.76	0.103	6.25	7.17	9.67	93.1	clear	6.0	0.29	
1231		60.76		23.38	0.057	6.47	5.72	10.16	90.8	clear	8.0	0.38	
1236		60.76		23.23	0.042	6.40	6.11	10.37	86.9	clear	10.0	0.48	
1241	Sampling	60.76		23.34	0.047	6.34	2.20	10.81	123.5	clear	12.0	0.58	
1244	pump off												

Alkalinity (ppm) _____ Fe^{+2} (ppm) _____ Taken immediately before sampling

Water level at time of sampling (ft btoc): 60.76 Turbidity at time of sampling: 2.20

PARAMETERS FOR WATER QUALITY STABILIZATION	
Temperature ± 1°C (1.8°F)	Dissolved Oxygen ± 3 ppm
pH ± 0.1	Turbidity ≤ 5 NTUs
Conductivity ± 5%	Water Level ± 0.1 foot

Comments: _____

Note: All water levels and pump depths are measured from the notch in the top of the well casing. If volatiles are detected in the breathing zone during the initial screening, the breathing zone will be periodically monitored during purging and sampling activities and recorded in the logbook.

X:\Public\Field\Field Coordination\Forms\Field Forms\Environmental Field Forms\Monitoring Well Purging.doc

TETRA TECH, INC.
348 W Hospitality Ln. Suite 100
San Bernardino, CA 92408
Telephone (909) 381-1674
Telefax (909) 889-1391

GROUNDWATER MONITORING WELL
FIELD DATA LOG SHEET - SAMPLING

DATE 07/06/2006 PROJECT NUMBER 18086-02

PROGRAM NAME LMC Beaumont Site 1

MONITORING WELL IDENTIFICATION MW-56A

SAMPLE I.D. MW-56A DUPLICATE I.D. —

STATIC WATER LEVEL (ft btoc) 41.52 TOTAL WELL DEPTH (feet) 180.09

WATER COLUMN (feet) 138.57 CASING/TUBE DIAMETER (in/ft) 2"

WELL/PUMP VOLUME (V) (gals) 22.61 3 v (gals) 67.84

PURGING DEVICE ☑ Grundfos Pump ☐ Peristaltic Pump ☐ Bladder Pump

SAMPLING DEVICE ☑ Purging Pump ☐ Disposable Bailer ☐ _____

OVA: ☐ FID ☐ PID In Casing (ppm) (initial) _____ (vented to) _____

BREATHING ZONE (ppm) (initial) _____ (vented to) _____

FINAL PUMP DEPTH (ft btoc) 178

SAMPLER'S SIGNATURE [signature]

WELL SAMPLE TIME 1356 DUPLICATE SAMPLE TIME —

Time	Activity	Water Level (ft btoc)	Pump Depth (ft btoc)	Temp (°C)	EC (ms/cm)	pH	Turbidity (NTU)	Dissolved Oxygen (mg/L)	ORP (mV)	Color	Volume Purged (gal / ml)	Well/Pump Volumes Purged	Flow Rate (GPM / ml/min)
1326	pump on	41.52	178										0.25
1331	monitoring	42.71		24.46	0.286	8.79	> 200	10.42	-174.2	brown, cloudy	1.25	0.06	
1336		43.00		24.70	0.283	8.70	124	2.52	-130.0	cloudy	2.50	0.11	
1341		43.22		24.58	0.285	8.86	33.4	1.64	-120.8	slightly cloudy	3.75	0.17	
1346		43.50		25.03	0.289	8.78	15.1	1.29	-120.1	some particulate	5.00	0.22	
1351		43.41		26.05	0.295	8.78	10.28	1.00	-131.3	clear	6.25	0.28	
1356	sampling	43.46		26.33	0.296	8.76	10.50	0.98	-149.8	clear	7.50	0.33	
1400	pump off												

Alkalinity (ppm) _____ Fe^{+2} (ppm) _____ Taken immediately before sampling

Water level at time of sampling (ft btoc): 43.46 Turbidity at time of sampling: 10.5

Comments: _____

PARAMETERS FOR WATER QUALITY STABILIZATION	
Temperature ± 1°C (1.8°F)	Dissolved Oxygen ± 3 ppm
pH ± 0.1	Turbidity ≤ 5 NTUs
Conductivity ± 5%	Water Level ± 0.1 foot

Note: All water levels and pump depths are measured from the notch in the top of the well casing. If volatiles are detected in the breathing zone during the initial screening, the breathing zone will be periodically monitored during purging and sampling activities and recorded in the logbook.

X:\Public\Field\Field Coordination\Forms\Field Forms\Environmental Field Forms\Monitoring Well Purging.doc

TETRA TECH, INC.
348 W Hospitality Ln. Suite 100
San Bernardino, CA 92408
Telephone (909) 381-1674
Telefax (909) 889-1391

GROUNDWATER MONITORING WELL
FIELD DATA LOG SHEET - SAMPLING

DATE 07/05/2006 PROJECT NUMBER 18086-02

PROGRAM NAME LMC Beaumont Site I

MONITORING WELL IDENTIFICATION MW-57A

SAMPLE I.D. MW-57A DUPLICATE I.D. —

STATIC WATER LEVEL (ft btoc) ~~30.35~~ DCS 30.35 TOTAL WELL DEPTH (feet) 69.09

WATER COLUMN (feet) 38.74 CASING/TUBE DIAMETER (in/ft) 2"

WELL/PUMP VOLUME (V) (gals) 6.32 3 v (gals) 18.97

PURGING DEVICE ☑ Grundfos Pump ☐ Peristaltic Pump ☐ Bladder Pump

SAMPLING DEVICE ☑ Purging Pump ☐ Disposable Bailer ☐ _____

OVA: ☐ FID ☐ PID In Casing (ppm) (initial) _____ (vented to) _____

BREATHING ZONE (ppm) (initial) _____ (vented to) _____

FINAL PUMP DEPTH (ft btoc) 67

SAMPLER'S SIGNATURE _____

WELL SAMPLE TIME 1254 DUPLICATE SAMPLE TIME —

Time	Activity	Water Level (ft btoc)	Pump Depth (ft btoc)	Temp (°C)	EC (ms/cm)	pH	Turbidity (NTU)	Dissolved Oxygen (mg/L)	ORP (mV)	Color	Volume Purged (gal / ml)	Well/Pump Volumes Purged	Flow Rate (GPM / ml/min)
1205	pump on	30.35	67										0.25
1210	monitoring	30.91		28.11	0.267	6.46	212	15.02	215.2	cloudy	1.25	0.20	
1215	↓	30.91		27.15	0.269	6.35	59.0	6.82	203.2	cloudy	2.50	0.40	
1220	↓			27.01	0.269	6.34	30.1	6.49	193.7	some particulate	3.75	0.59	↓
1225	pump off, out of gas												
~~1230~~ DCS	↓												
~~1235~~ DCS	sampling		↓										
1239	pump on												0.25
1244	monitoring	30.90	67	34.30	0.309	6.48	15.3	4.78	170.5	some particulate	5.00	0.79	
1249	↓ DCS	~~28.58~~ 30.90	↓	28.58	0.281	6.38	12.7	5.63	160.0	clear	6.25	0.99	
1254	sampling	30.90		28.42	0.279	6.36	8.57	5.60	164.2	clear	7.50	1.19	↓
1256	pump off												

Alkalinity (ppm) _____ Fe^{+2} (ppm) _____ Taken immediately before sampling

Water level at time of sampling (ft btoc): 30.90 Turbidity at time of sampling: 8.57

PARAMETERS FOR WATER QUALITY STABILIZATION	
Temperature ± 1°C (1.8°F)	Dissolved Oxygen ± 3 ppm
pH ± 0.1	Turbidity ≤ 5 NTUs
Conductivity ± 5%	Water Level ± 0.1 foot

Comments: _____

Note: All water levels and pump depths are measured from the notch in the top of the well casing. If volatiles are detected in the breathing zone during the initial screening, the breathing zone will be periodically monitored during purging and sampling activities and recorded in the logbook.

X:\Technical\Field\Field Coordination\Forms\Field Forms\Monitoring Well Purging.doc

TETRA TECH, INC.
348 W Hospitality Ln. Suite 100
San Bernardino, CA 92408
Telephone (909) 381-1674
Telefax (909) 889-1391

GROUNDWATER MONITORING WELL
FIELD DATA LOG SHEET - SAMPLING

DATE 07/05/2006 PROJECT NUMBER 18086-02

PROGRAM NAME LMC Beaumont Site 1

MONITORING WELL IDENTIFICATION MW-46

SAMPLE I.D. MW-46 DUPLICATE I.D. —

STATIC WATER LEVEL (ft btoc) 46.98 TOTAL WELL DEPTH (feet) 62.32

WATER COLUMN (feet) 15.34 CASING/TUBE DIAMETER (in/ft) 4"

WELL/PUMP VOLUME (V) (gals) 10.01 3 v (gals) 30.04

PURGING DEVICE ☑ Grundfos Pump ☐ Peristaltic Pump ☐ Bladder Pump

SAMPLING DEVICE ☑ Purging Pump ☐ Disposable Bailer ☐ _____

OVA: ☐ FID ☐ PID In Casing (ppm) (initial) _____ (vented to) _____

BREATHING ZONE (ppm) (initial) _____ (vented to) _____

FINAL PUMP DEPTH (ft btoc) 57

SAMPLER'S SIGNATURE _____

WELL SAMPLE TIME 0958 DUPLICATE SAMPLE TIME —

Time	Activity	Water Level (ft btoc)	Pump Depth (ft btoc)	Temp (°C)	EC (ms/cm)	pH	Turbidity (NTU)	Dissolved Oxygen (mg/L)	ORP (mV)	Color	Volume Purged (gal / ml)	Well/Pump Volumes Purged	Flow Rate (GPM / ml/min)
0928	pump on	46.98	57	←									0.25
0933	monitoring	47.78	↓	29.80	0.365	6.85	6.67	4.04	170.2	brown particulate	1.25	0.12	↓
0938	↓	48.12		26.76	0.357	~~6.78~~ 6.78	2.68	2.59	164.4	some particulate	2.50	0.25	
0943		48.30		26.50	0.356	6.75	1.70	2.26	159.8	clear	3.75	0.37	
0948		48.39		27.01	0.359	6.73	2.34	2.51	153.4	clear	5.00	0.50	
0953	↓	48.44		27.39	0.364	6.73	0.75	2.51	149.9	clear	6.25	0.62	
0958	sampling	48.47	↓	27.58	0.371	6.73	1.69	2.51	148.8	clear	7.50	0.75	↓
1000	pump off	—											

Alkalinity (ppm) _____ **Fe^{+2} (ppm)** _____ Taken immediately before sampling

Water level at time of sampling (ft btoc): 48.47 Turbidity at time of sampling: 1.69

PARAMETERS FOR WATER QUALITY STABILIZATION

Temperature ± 1°C (1.8°F)	Dissolved Oxygen ± 3 ppm
pH ± 0.1	Turbidity ≤ 5 NTUs
Conductivity ± 5%	Water Level ± 0.1 foot

Comments: _____

Note: All water levels and pump depths are measured from the notch in the top of the well casing. If volatiles are detected in the breathing zone during the initial screening, the breathing zone will be periodically monitored during purging and sampling activities and recorded in the logbook.

X:\Public\Tt4\Tt4Field Coordination\Forms\Field Forms\Environmental Field Forms\Monitoring Well Purging.doc

TETRA TECH, INC.
348 W Hospitality Ln. Suite 100
San Bernardino, CA 92408
Telephone (909) 381-1674
Telefax (909) 889-1391

GROUNDWATER MONITORING WELL
FIELD DATA LOG SHEET - SAMPLING

DATE 07/03/2006 PROJECT NUMBER 18086-03

PROGRAM NAME LMC Beaumont Site 1

MONITORING WELL IDENTIFICATION MW-61C

SAMPLE I.D. MW-61C DUPLICATE I.D. —

STATIC WATER LEVEL (ft btoc) 72.32 TOTAL WELL DEPTH (feet) 131.19

WATER COLUMN (feet) 58.87 CASING/TUBE DIAMETER (in/ft) 2"

WELL/PUMP VOLUME (V) (gals) 9.61 3 v (gals) 28.82

PURGING DEVICE ☑ Grundfos Pump ☐ Peristaltic Pump ☐ Bladder Pump

SAMPLING DEVICE ☑ Purging Pump ☐ ~~Disposable Bailer~~ ☐ _____

OVA: ☐ FID ☐ PID In Casing (ppm) (initial) _____ (vented to) _____

BREATHING ZONE (ppm) (initial) _____ (vented to) _____

FINAL PUMP DEPTH (ft btoc) 129

SAMPLER'S SIGNATURE [signature]

WELL SAMPLE TIME 1030 DUPLICATE SAMPLE TIME —

Time	Activity	Water Level (ft btoc)	Pump Depth (ft btoc)	Temp (°C)	EC (ms/cm)	pH	Turbidity (NTU)	Dissolved Oxygen (mg/L)	ORP (mV)	Color	Volume Purged (gal / ml)	Well/Pump Volumes Purged	Flow Rate (GPM / ml/min)
0934	pump on	72.32	129										0.25
0939	monitoring	77.20		29.99	0.283	8.70	> 200	3.55	132.0	brown, cloudy	1.25	0.13	
0944		83.80		27.39	0.290	8.84	97.8	1.38	112.4	cloudy	2.50	0.26	
0949		87.55		28.25	0.294	8.82	61.5	1.28	105.1	cloudy	3.75	0.39	
0954		91.07		27.96	0.294	8.84	59.2	1.22	97.6	cloudy	5.00	0.52	
0959		95.95		28.01	0.293	8.82	59.8	1.23	90.7	cloudy	6.25	0.65	
1004	increase flow	105.41		26.63	0.284	8.77	67.6	1.36	87.5	cloudy	7.50	0.78	
1009	monitoring	115.80		25.27	0.275	8.64	26.5	1.87	91.3	slightly cloudy	10.0	1.04	0.5
1014		125.53		25.15	0.277	8.64	29.7	2.11	88.4	slightly cloudy	12.5	1.30	
1015	pump off	128.50	prepare to bail well										
1030	collect sample												

Alkalinity (ppm) _____ Fe^{+2} (ppm) _____ Taken immediately before sampling

Water level at time of sampling (ft btoc): 128.50 Turbidity at time of sampling: 29.7

Comments: collect sample w/ bailer

PARAMETERS FOR WATER QUALITY STABILIZATION	
Temperature ± 1°C (1.8°F)	Dissolved Oxygen ± 3 ppm
pH ± 0.1	Turbidity ≤ 5 NTUs
Conductivity ± 5%	Water Level ± 0.1 foot

Note: All water levels and pump depths are measured from the notch in the top of the well casing. If volatiles are detected in the breathing zone during the initial screening, the breathing zone will be periodically monitored during purging and sampling activities and recorded in the logbook.

X:\Public\Field\Field Coordination\Forms\Field Forms\Environmental Field Forms\Monitoring Well Purging.doc

TETRA TECH, INC.
348 W Hospitality Ln. Suite 100
San Bernardino, CA 92408
Telephone (909) 381-1674
Telefax (909) 889-1391

GROUNDWATER MONITORING WELL
FIELD DATA LOG SHEET - SAMPLING

DATE 07/03/2006 PROJECT NUMBER 18086-02

PROGRAM NAME LMC Beaumont Site 1

MONITORING WELL IDENTIFICATION MW-02

SAMPLE I.D. MW-02 DUPLICATE I.D. MW-102

STATIC WATER LEVEL (ft btoc) 53.65 TOTAL WELL DEPTH (feet) 94.73

WATER COLUMN (feet) 41.08 CASING/TUBE DIAMETER (in/ft) 4"

WELL/PUMP VOLUME (V) (gals) 26.82 3 v (gals) 80.45

PURGING DEVICE ☑ Grundfos Pump ☐ Peristaltic Pump ☐ Bladder Pump

SAMPLING DEVICE ☑ Purging Pump ☐ Disposable Bailer ☐ _____

OVA: ☐ FID ☐ PID In Casing (ppm) (initial) _____ (vented to) _____

BREATHING ZONE (ppm) (initial) _____ (vented to) _____

FINAL PUMP DEPTH (ft btoc) 84

SAMPLER'S SIGNATURE [signature]

WELL SAMPLE TIME 1149 DUPLICATE SAMPLE TIME 1159

Time	Activity	Water Level (ft btoc)	Pump Depth (ft btoc)	Temp (°C)	EC (ms/cm)	pH	Turbidity (NTU)	Dissolved Oxygen (mg/L)	ORP (mV)	Color	Volume Purged (gal / ml)	Well/Pump Volumes Purged	Flow Rate (GPM / ml/min)
1119	pump on	53.65	84										0.25
1124	monitoring	53.71		28.75	0.223	6.69	8.12	10.91	257.0	clear	1.25	0.05	
1129		53.72		26.79	0.211	6.53	3.68	9.32	238.1	clear	2.50	0.09	
1134		53.70		27.18	0.210	6.58	2.43	9.02	212.1	clear	3.75	0.14	
1139		53.71		27.22	0.211	6.64	2.13	8.97	190.4	clear	5.00	0.19	
1144	↓	53.71		27.08	0.210	6.65	1.53	8.78	178.4	clear	6.25	0.23	
1149	sampling	53.71	↓	26.72	0.207	6.68	1.28	8.80	170.9	clear	7.50	0.28	↓
1159	collect duplicate												
1206	pump off												

Alkalinity (ppm) _____ Fe^{+2} (ppm) _____ Taken immediately before sampling

Water level at time of sampling (ft btoc): 53.71 Turbidity at time of sampling: 1.28

PARAMETERS FOR WATER QUALITY STABILIZATION	
Temperature ± 1°C (1.8°F)	Dissolved Oxygen ± 3 ppm
pH ± 0.1	Turbidity ≤ 5 NTUs
Conductivity ± 5%	Water Level ± 0.1 foot

Comments: _____

Note: All water levels and pump depths are measured from the notch in the top of the well casing. If volatiles are detected in the breathing zone during the initial screening, the breathing zone will be periodically monitored during purging and sampling activities and recorded in the logbook.

X:\Public\Rivside\Field Coordination\Forms\Field Forms\Environmental Field Forms\Monitoring Well Purging.doc

TETRA TECH, INC.
348 W Hospitality Ln. Suite 100
San Bernardino, CA 92408
Telephone (909) 381-1674
Telefax (909) 889-1391

GROUNDWATER MONITORING WELL
FIELD DATA LOG SHEET - SAMPLING

DATE 06/30/2006 PROJECT NUMBER 18086-02

PROGRAM NAME LMC Beaumont Site 1

MONITORING WELL IDENTIFICATION MW-27

SAMPLE I.D. MW-27 DUPLICATE I.D. —

STATIC WATER LEVEL (ft btoc) 63.36 TOTAL WELL DEPTH (feet) 93.24

WATER COLUMN (feet) 29.88 CASING/TUBE DIAMETER (in/ft) 2"

WELL/PUMP VOLUME (V) (gals) 4.88 3 v (gals) 14.63

PURGING DEVICE ☑ Grundfos Pump ☐ Peristaltic Pump ☐ Bladder Pump

SAMPLING DEVICE ☐ Purging Pump ☐ Disposable Bailer ☐ _____

OVA: ☐ FID ☐ PID In Casing (ppm) (initial) _____ (vented to) _____

BREATHING ZONE (ppm) (initial) _____ (vented to) _____

FINAL PUMP DEPTH (ft btoc) 91

SAMPLER'S SIGNATURE [signature]

WELL SAMPLE TIME 0841 DUPLICATE SAMPLE TIME —

Time	Activity	Water Level (ft btoc)	Pump Depth (ft btoc)	Temp (°C)	EC (ms/cm)	pH	Turbidity (NTU)	Dissolved Oxygen (mg/L)	ORP (mV)	Color	Volume Purged (gal / ml)	Well/Pump Volumes Purged	Flow Rate (GPM / ml/min)
0811	pump on	63.36	91										0.25
0816	monitoring	63.43		26.17	0.116	8.10	>200	8.88	162.2	brown	1.25	0.26	
0821		63.43		24.97	0.126	8.31	161	2.49	140.6	brown	2.50	0.51	
0826		63.43		25.45	0.126	8.36	150	1.41	81.7	brown	3.75	0.77	
0831		63.43		25.82	0.127	8.23	111	1.26	93.8	lt. brown	5.00	1.03	
0836		63.43		25.95	0.129	8.21	90.6	1.16	94.1	lt. brown	6.25	1.28	
0841	sampling	63.43		26.11	0.128	8.21	72.1	1.12	90.7	lt brown	7.50	1.54	
0845	pump off	—											

Alkalinity (ppm) _____ **Fe^{+2} (ppm)** _____ Taken immediately before sampling

Water level at time of sampling (ft btoc): 63.43 Turbidity at time of sampling: 72.1

Comments: obstruction at approx. 2 ft. bgs, was able to get pump through.

PARAMETERS FOR WATER QUALITY STABILIZATION	
Temperature ± 1°C (1.8°F)	Dissolved Oxygen ± 3 ppm
pH ± 0.1	Turbidity ≤ 5 NTUs
Conductivity ± 5%	Water Level ± 0.1 foot

Note: All water levels and pump depths are measured from the notch in the top of the well casing. If volatiles are detected in the breathing zone during the initial screening, the breathing zone will be periodically monitored during purging and sampling activities and recorded in the logbook.

X:\Public\Field\Field Coordination\Forms\Field Forms\Environmental Field Forms\Monitoring Well Purging.doc

TETRA TECH, INC.
348 W Hospitality Ln. Suite 100
San Bernardino, CA 92408
Telephone (909) 381-1674
Telefax (909) 889-1391

GROUNDWATER MONITORING WELL
FIELD DATA LOG SHEET - SAMPLING

DATE 06/30/2006 PROJECT NUMBER 130086-02

PROGRAM NAME LMC Beaumont Site 1

MONITORING WELL IDENTIFICATION MW-01

SAMPLE I.D. MW-01 DUPLICATE I.D. —

STATIC WATER LEVEL (ft btoc) 61.11 TOTAL WELL DEPTH (feet) 127.46

WATER COLUMN (feet) 66.35 CASING/TUBE DIAMETER (in/ft) 4"

WELL/PUMP VOLUME (V) (gals) 43.31 3 v (gals) 129.93

PURGING DEVICE ☑ Grundfos Pump ☐ Peristaltic Pump ☐ Bladder Pump

SAMPLING DEVICE ☑ Purging Pump ☐ Disposable Bailer ☐ _____

OVA: ☐ FID ☐ PID In Casing (ppm) (initial) _____ (vented to) _____

BREATHING ZONE (ppm) (initial) _____ (vented to) _____

FINAL PUMP DEPTH (ft btoc) 122

SAMPLER'S SIGNATURE [signature]

WELL SAMPLE TIME 1010 DUPLICATE SAMPLE TIME —

Time	Activity	Water Level (ft btoc)	Pump Depth (ft btoc)	Temp (°C)	EC (ms/cm)	pH	Turbidity (NTU)	Dissolved Oxygen (mg/L)	ORP (mV)	Color	Volume Purged (gal / ml)	Well/Pump Volumes Purged	Flow Rate (GPM / ml/min)
0940	pump on	61.11	122	—	—	—	—	—	—	—	—	—	0.25
0945	monitoring	62.85	↓	25.19	0.297	7.74	10.64	8.59	379.0	clear	1.25	0.03	↓
0950	↓	63.43		23.43	0.260	7.59	6.27	5.66	319.1	clear	2.50	0.06	
0955		63.95		24.62	0.265	7.58	6.07	5.45	277.5	clear	3.75	0.09	
1000		64.18		25.03	0.267	7.48	4.45	5.20	257.4	clear	5.00	0.12	
1005	↓	64.22		25.63	0.270	7.42	3.65	5.02	244.7	clear	6.25	0.14	
1010	sampling	64.21	↓	26.09	0.273	7.42	3.10	4.78	236.1	clear	7.50	0.17	↓
1015	pump off	—	—	—	—	—	—	—	—	—	—	—	—

Alkalinity (ppm) _____ **Fe^{+2} (ppm)** _____ Taken immediately before sampling

Water level at time of sampling (ft btoc): 64.21 Turbidity at time of sampling: 3.10

PARAMETERS FOR WATER QUALITY STABILIZATION	
Temperature ± 1°C (1.8°F)	Dissolved Oxygen ± 3 ppm
pH ± 0.1	Turbidity ≤ 5 NTUs
Conductivity ± 5%	Water Level ± 0.1 foot

Comments: _____

Note: All water levels and pump depths are measured from the notch in the top of the well casing. If volatiles are detected in the breathing zone during the initial screening, the breathing zone will be periodically monitored during purging and sampling activities and recorded in the logbook.

X:\Public\Field\Field Coordination\Saved Field Forms\Environmental Field Forms\Monitoring Well Purging.doc

TETRA TECH, INC.
348 W Hospitality Ln. Suite 100
San Bernardino, CA 92408
Telephone (909) 381-1674
Telefax (909) 889-1391

GROUNDWATER MONITORING WELL
FIELD DATA LOG SHEET - SAMPLING

DATE 06/30/2006 PROJECT NUMBER 18086-02

PROGRAM NAME LMC Beaumont Site 1

MONITORING WELL IDENTIFICATION MW-31

SAMPLE I.D. MW-31 DUPLICATE I.D. —

STATIC WATER LEVEL (ft btoc) 81.50 TOTAL WELL DEPTH (feet) 192.54

WATER COLUMN (feet) 111.04 CASING/TUBE DIAMETER (in/ft) 4"

WELL/PUMP VOLUME (V) (gals) 72.48 3 v (gals) 217.45

PURGING DEVICE ☑ Grundfos Pump ☐ Peristaltic Pump ☐ Bladder Pump

SAMPLING DEVICE ☑ Purging Pump ☐ Disposable Bailer ☐ _____

OVA: ☐ FID ☐ PID In Casing (ppm) (initial) _____ (vented to) _____

BREATHING ZONE (ppm) (initial) _____ (vented to) _____

FINAL PUMP DEPTH (ft btoc) 190

SAMPLER'S SIGNATURE [signature]

WELL SAMPLE TIME 1146 DUPLICATE SAMPLE TIME —

Time	Activity	Water Level (ft btoc)	Pump Depth (ft btoc)	Temp (°C)	EC (ms/cm)	pH	Turbidity (NTU)	Dissolved Oxygen (mg/L)	ORP (mV)	Color	Volume Purged (gal / ml)	Well/Pump Volumes Purged	Flow Rate (GPM / ml/min)
1107	pump on	81.50	190										0.25
1112	monitoring	81.55		24.11	0.301	8.83	9.49	2.19	78.4	clear	1.25	0.02	
1117		83.59		24.18	0.297	8.76	6.30	1.18	54.8	clear	2.50	0.03	
1122		85.34		24.91	0.301	8.77	5.33	1.08	47.0	clear	3.75	0.05	
1127	increase flow	86.96		25.62	0.305	8.80	4.66	1.00	42.9	clear	5.00	0.07	
1132		91.85		21.32	0.278	8.73	3.64	0.96	45.0	clear	10.0	0.14	1.0
1137	decrease flow	96.60		21.34	0.278	8.73	3.08	1.00	43.4	clear	15.0	0.21	
1140		97.25		23.68	0.290	8.78	2.77	0.77	40.0	clear	16.25	0.22	0.25
1143		97.51		25.77	0.305	8.83	2.41	0.71	37.8	clear	17.50	0.24	
1146	sampling	97.60		26.15	0.308	8.80	4.59	0.69	38.7	clear	18.75	0.26	
1151	pump off												

Alkalinity (ppm) _____ **Fe^{+2} (ppm)** _____ Taken immediately before sampling

Water level at time of sampling (ft btoc): 97.60 Turbidity at time of sampling: 4.59

PARAMETERS FOR WATER QUALITY STABILIZATION	
Temperature ± 1°C (1.8°F)	Dissolved Oxygen ± 3 ppm
pH ± 0.1	Turbidity ≤ 5 NTUs
Conductivity ± 5%	Water Level ± 0.1 foot

Comments: _____

Note: All water levels and pump depths are measured from the notch in the top of the well casing. If volatiles are detected in the breathing zone during the initial screening, the breathing zone will be periodically monitored during purging and sampling activities and recorded in the logbook.

X:\Publish\Field\Field Coordination\Forms\Field Forms\Environmental Field Forms\Monitoring Well Purging.doc

TETRA TECH, INC.
348 W Hospitality Ln. Suite 100
San Bernardino, CA 92408
Telephone (909) 381-1674
Telefax (909) 889-1391

GROUNDWATER MONITORING WELL
FIELD DATA LOG SHEET - SAMPLING

DATE 06/30/2006 PROJECT NUMBER 18086-02

PROGRAM NAME LMC Beaumont Site 1

MONITORING WELL IDENTIFICATION MW-53

SAMPLE I.D. MW-53 DUPLICATE I.D. —

STATIC WATER LEVEL (ft btoc) 38.11 TOTAL WELL DEPTH (feet) 75.26

WATER COLUMN (feet) 37.15 CASING/TUBE DIAMETER (in/ft) 4"

WELL/PUMP VOLUME (V) (gals) 24.25 3 v (gals) 72.75

PURGING DEVICE ☒ Grundfos Pump ☐ Peristaltic Pump ☐ Bladder Pump

SAMPLING DEVICE ☒ Purging Pump ☐ Disposable Bailer ☐ _____

OVA: ☐ FID ☐ PID In Casing (ppm) (initial) _____ (vented to) _____

BREATHING ZONE (ppm) (initial) _____ (vented to) _____

FINAL PUMP DEPTH (ft btoc) 70

SAMPLER'S SIGNATURE _____

WELL SAMPLE TIME 1254 DUPLICATE SAMPLE TIME —

Time	Activity	Water Level (ft btoc)	Pump Depth (ft btoc)	Temp (°C)	EC (ms/cm)	pH	Turbidity (NTU)	Dissolved Oxygen (mg/L)	ORP (mV)	Color	Volume Purged (gal / ml)	Well/Pump Volumes Purged	Flow Rate (GPM / ml/min)
1224	pump on	38.11	70										0.25
1229	monitoring	38.15	↓	26.14	0.080	5.91	5.83	7.86	240.8	clear	1.25	0.05	↓
1234	↓	38.15		25.27	0.110	6.18	5.02	7.31	158.2	clear	2.50	0.10	
1239		38.14		25.31	0.059	6.23	4.99	7.27	139.2	clear	3.75	0.15	
1244		38.14		25.51	0.056	6.18	3.84	7.10	119.1	clear	5.00	0.21	
1249	↓	38.14		25.51	0.103	6.35	2.91	7.10	111.0	clear	6.25	0.26	
1254	sampling	38.14	↓	25.54	0.110	6.35	2.68	7.20	115.0	clear	7.50	0.31	↓
1259	pump off												

Alkalinity (ppm) _____ **Fe^{+2} (ppm)** _____ Taken immediately before sampling

Water level at time of sampling (ft btoc): 38.14 Turbidity at time of sampling: 2.68

PARAMETERS FOR WATER QUALITY STABILIZATION	
Temperature ± 1°C (1.8°F)	Dissolved Oxygen ± 3 ppm
pH ± 0.1	Turbidity ≤ 5 NTUs
Conductivity ± 5%	Water Level ± 0.1 foot

Comments: _____

Note: All water levels and pump depths are measured from the notch in the top of the well casing. If volatiles are detected in the breathing zone during the initial screening, the breathing zone will be periodically monitored during purging and sampling activities and recorded in the logbook.

X:\Mobile\Field\Coordination\Forms\Field Forms\Environmental Field Forms\Monitoring Well Purging.doc

TETRA TECH, INC
348 W Hospitality Ln. Suite 100
San Bernardino, CA 92408
Telephone (909) 381-1674
Telefax (909) 889-1391

GROUNDWATER MONITORING WELL
FIELD DATA LOG SHEET - SAMPLING

DATE 06/29/2006 SITE NAME / NUMBER Site 1 (DUB) 18086-03

PROGRAM NAME LMC Beaumont Site 1 (DUB)

MONITORING WELL IDENTIFICATION MW-32

SAMPLE I.D. MW-32 DUPLICATE I.D. MW-132

STATIC WATER LEVEL (ft btoc) 75.45 WELL DEPTH (ft btoc) 231.50

WATER COLUMN (feet) 156.05 CASING/TUBE DIAMETER (in/ft) 4"

WELL/PUMP VOLUME (V) (gals) 101.86 3 v (gals) 305.59

PURGING DEVICE: ☑ Grundfos Pump ☐ Peristaltic Pump ☐ Bladder Pump

SAMPLING DEVICE: ☑ Purging Pump ☐ Disposable Bailer ☐ _____

OVA: ☐ FID ☐ PID In Casing (ppm) (initial) _____ (vented to) _____

IN BREATHING ZONE (ppm) (initial) _____ (vented to) _____

FINAL PUMP DEPTH (ft btoc) (DUB) ~~215~~ 225

SAMPLER'S SIGNATURE _____

WELL SAMPLE TIME 1100 DUPLICATE SAMPLE TIME 1110

Time	Activity	Water Level (ft btoc)	Pump Depth (ft btoc)	Temp (°C)	EC (ms/cm)	pH	Turbidity (NTU)	Dissolved Oxygen (mg/L)	ORP (mV)	Color	Volume Purged (gals / ml)	Well/Pump Volumes Purged	Flow Rate (GPM) ml/min)
0954	pump on (DUB)	~~75.45~~	215										0.25
0959	monitoring	75.96		22.12	0.284 (DUB) ~~0.279~~	8.36	6.7	3.52	-16.0	clear	1.25	0.01	
1004		76.69		21.68	0.277	8.45	5.19	2.23	-9.8	clear	2.50	0.02	
1009	increase flow	78.34		22.43	0.281	8.40	5.39	1.86	0.8	clear	3.75	0.04	
1014		82.54		19.80	0.271	8.53	5.59	1.85	-25.7	clear	(DUB) ~~5.00~~ 6.25	0.06	0.5
1019		85.69		19.90	0.264	8.54	5.04	1.55	-22.1	clear	(DUB) ~~6.25~~ 8.75	0.09	
1024	pump off lower pump	—	~~215~~										
1025	pump on	87.28		23.87	0.100	8.11	6.28	2.76	-44.8	clear	10.0	0.10	0.25
1030	monitoring	87.95		23.14	0.283	8.31	5.60	0.280	-40.0	clear	11.25	0.11	
1035	increase flow	89.13		22.49	0.281	8.29	6.38	1.51	-39.3	clear	12.50	0.12	
1040	monitoring	92.89		20.70	0.265	8.40	8.63	1.32	-106.2	clear	15.0	0.15	0.5
1045	decrease flow	95.48		20.52	0.269	8.43	9.06	1.30	-102.4	clear	17.5	0.17	

Alkalinity (ppm)_____ Fe+2 (ppm) _____ Taken, immediately before sampling

Water level at time of sampling (ft btoc): 97.10 Turbidity at time of sampling: 5.96

Comments: _____

PARAMETERS FOR WATER QUALITY STABILIZATION

Temperature ± 1°C	Conductivity ± 5%
pH ± 0.1	Turbidity ≤ 5 NTUs

Note: All water levels and pump depths are measured from the notch in the top of the well casing. If volatiles are detected in the breathing zone during the initial screening, the breathing zone will be periodically monitored during purging and sampling activities and recorded in the logbook.

TETRA TECH, INC.
348 W Hospitality Ln. Suite 100
San Bernardino, CA 92408
Telephone (909) 381-1674
Telefax (909) 889-1391

GROUNDWATER MONITORING WELL
FIELD DATA LOG SHEET - SAMPLING

DATE 06/29/2006 SITE NAME / NUMBER S.to 2-1 DCB

PROGRAM NAME LMC Beaumont Site 2-1 DCB

MONITORING WELL IDENTIFICATION MW-32

SAMPLE I.D. MW-32 DUPLICATE I.D. MW-132

STATIC WATER LEVEL (ft btoc) 75.45 WELL DEPTH (ft btoc) 231.5

WATER COLUMN (feet) 156.05 CASING/TUBE DIAMETER (in/ft) 4"

WELL/PUMP VOLUME (V) (gals) 101.86 3 v (gals) 305.59

PURGING DEVICE: ☑ Grundfos Pump ☐ Peristaltic Pump ☐ Bladder Pump

SAMPLING DEVICE: ☑ Purging Pump ☐ Disposable Bailer ☐ _____

OVA: ☐ FID ☐ PID In Casing (ppm) (initial) _____ (vented to) _____

IN BREATHING ZONE (ppm) (initial) _____ (vented to) _____

FINAL PUMP DEPTH (ft btoc) 225

SAMPLER'S SIGNATURE [signature]

WELL SAMPLE TIME 1100 DUPLICATE SAMPLE TIME 1110

Time	Activity	Water Level (ft btoc)	Pump Depth (ft btoc)	Temp (°C)	EC (ms/cm)	pH	Turbidity (NTU)	Dissolved Oxygen (mg/L)	ORP (mV)	Color	Volume Purged (gals / ml)	Well/Pump Volumes Purged	Flow Rate (GPM ml/min)
1048	monitoring	96.31	225	22.17	0.277	8.40	9.86	1.27	-94.6	clear	18.5	0.18	0.2
1051	↓	96.73	↓	24.45	0.294	8.38	6.24	0.67	-64.7	clear	19.5	0.19	↓
1054		96.91		25.52	0.183	8.28	6.09	0.80	-14.0	clear	20.5	0.20	
1057	↓	97.01		25.93	0.243	8.30	6.12	0.84	-4.3	clear	21.5	0.21	
1100	Sampling	97.10	↓	26.02	0.223	8.28	5.96	0.90	0.5	clear	22.5	0.22	↓
1110	Sample dup												
~~1115~~ DCB	pump off												

Alkalinity (ppm)_____ Fe+2 (ppm) _____ Taken, immediately before sampling

Water level at time of sampling (ft btoc): 97.10 Turbidity at time of sampling: 5.96

Comments: _____

PARAMETERS FOR WATER QUALITY STABILIZATION

Temperature ± 1°C	Conductivity ± 5%
pH ± 0.1	Turbidity ≤ 5 NTUs

Note: All water levels and pump depths are measured from the notch in the top of the well casing. If volatiles are detected in the breathing zone during the initial screening, the breathing zone will be periodically monitored during purging and sampling activities and recorded in the logbook.

TETRA TECH, INC.
348 W Hospitality Ln. Suite 100
San Bernardino, CA 92408
Telephone (909) 381-1674
Telefax (909) 889-1391

GROUNDWATER MONITORING WELL
FIELD DATA LOG SHEET - SAMPLING

DATE 06/29/2006 SITE NAME / NUMBER LMC Beaumont Site 1 (DGS)

PROGRAM NAME LMC Beaumont Site 1

MONITORING WELL IDENTIFICATION MW-608

SAMPLE I.D. MW-608 DUPLICATE I.D. —

STATIC WATER LEVEL (ft btoc) 64.35 WELL DEPTH (ft btoc) 116.68

WATER COLUMN (feet) 52.33 CASING/TUBE DIAMETER (in/ft) 2"

WELL/PUMP VOLUME (V) (gals) 8.54 3 v (gals) 25.62

PURGING DEVICE: ☑ Grundfos Pump ☐ Peristaltic Pump ☐ Bladder Pump

SAMPLING DEVICE: ☑ Purging Pump ☐ Disposable Bailer ☐ _____

OVA: ☐ FID ☐ PID In Casing (ppm) (initial) _____ (vented to) _____

IN BREATHING ZONE (ppm) (initial) _____ (vented to) _____

FINAL PUMP DEPTH (ft btoc) 115

SAMPLER'S SIGNATURE _____

WELL SAMPLE TIME 1230 DUPLICATE SAMPLE TIME —

Time	Activity	Water Level (ft btoc)	Pump Depth (ft btoc)	Temp (°C)	EC (ms/cm)	pH	Turbidity (NTU)	Dissolved Oxygen (mg/L)	ORP (mV)	Color	Volume Purged (gals / ml)	Well/Pump Volumes Purged	Flow Rate (GPM ml/min)
1200	pump on	64.35	115	—									0.25
1205	monitoring	67.51		34.48	0.721	8.01	9.98	7.10	287.6	clear	1.25	0.15	
1210		68.98		28.70	0.447	10.04	35.4	4.45	28.8	slightly cloudy	2.50	0.29	
1215		69.26		28.46	0.363	9.57	25.1	4.09	45.9	slightly cloudy	3.75	0.44	
1220		69.38		28.60	0.339	9.21	11.4	3.84	53.0	clear	5.00	0.59	
1225		69.41		29.00	0.320	9.11	7.90	3.55	48.5	clear	6.25	0.73	
1230	Sampling	69.38		29.73	0.317	9.01	5.30	3.61	46.7	clear	7.50	0.88	
~~1235~~ 1240	pump off												

Alkalinity (ppm)_____ Fe+2 (ppm) _____ Taken, immediately before sampling

Water level at time of sampling (ft btoc): 69.38 Turbidity at time of sampling: 5.30

Comments: _____

PARAMETERS FOR WATER QUALITY STABILIZATION	
Temperature ± 1°C	Conductivity ± 5%
pH ± 0.1	Turbidity ≤ 5 NTUs

Note: All water levels and pump depths are measured from the notch in the top of the well casing. If volatiles are detected in the breathing zone during the initial screening, the breathing zone will be periodically monitored during purging and sampling activities and recorded in the logbook.

TETRA TECH, INC.
348 W Hospitality Ln. Suite 100
San Bernardino, CA 92408
Telephone (909) 381-1674
Telefax (909) 889-1391

GROUNDWATER MONITORING WELL
FIELD DATA LOG SHEET - SAMPLING

DATE 06/29/2006 SITE NAME / NUMBER S.Fe.1

PROGRAM NAME CMC Beaumont S.Fe.1

MONITORING WELL IDENTIFICATION MW-56B

SAMPLE I.D. MW-56B DUPLICATE I.D. —

STATIC WATER LEVEL (ft btoc) 27.48 WELL DEPTH (ft btoc) 91.85

WATER COLUMN (feet) 64.37 CASING/TUBE DIAMETER (in/ft) 2"

WELL/PUMP VOLUME (V) (gals) 10.50 3 v (gals) 31.51

PURGING DEVICE: ☑ Grundfos Pump ☐ Peristaltic Pump ☐ Bladder Pump

SAMPLING DEVICE: ☑ Purging Pump ☐ Disposable Bailer ☐ _____

OVA: ☐ FID ☐ PID In Casing (ppm) (initial) _____ (vented to) _____

IN BREATHING ZONE (ppm) (initial) _____ (vented to) _____

FINAL PUMP DEPTH (ft btoc) 91

SAMPLER'S SIGNATURE

WELL SAMPLE TIME 1349 DUPLICATE SAMPLE TIME —

Time	Activity	Water Level (ft btoc)	Pump Depth (ft btoc)	Temp (°C)	EC (ms/cm)	pH	Turbidity (NTU)	Dissolved Oxygen (mg/L)	ORP (mV)	Color	Volume Purged (gals / ml)	Well/Pump Volumes Purged	Flow Rate (GPM ml/min)
1319	pump on	27.48	90 ~~91~~ DUS	—									0.25
1324	monitoring	28.59	90	35.15	0.474	7.09	7200	4.22	125.0	brown, cloudy	1.25	0.12	
1329	↓	28.92	↓	31.36	0.392	6.82	7200	3.30	138.5	brown, cloudy	2.50	0.24	
1334		28.92		27.70	0.111	6.69	57.1	DUS 1.78 ~~7.78~~	108.5	cloudy	3.75	0.36	
1339		28.92		27.34	0.347	6.86	20.0	1.53	102.3	slightly cloudy	5.00	0.48	
1344	↓	28.91	↓	26.63	0.340	6.69	10.46	1.50	102.3	clear	6.25	0.59	
1349	sampling pump off	28.91	↓	26.67	0.338	6.89	8.66	1.37	91.5	clear	7.50	0.71	↓
		—											

Alkalinity (ppm)_____ **Fe+2 (ppm)** _____ **Taken, immediately before sampling**

Water level at time of sampling (ft btoc): 28.91 **Turbidity at time of sampling:** 8.66

Comments: _____

PARAMETERS FOR WATER QUALITY STABILIZATION

Temperature ± 1°C	Conductivity ± 5%
pH ± 0.1	Turbidity ≤ 5 NTUs

Note: All water levels and pump depths are measured from the notch in the top of the well casing. If volatiles are detected in the breathing zone during the initial screening, the breathing zone will be periodically monitored during purging and sampling activities and recorded in the logbook.

TETRA TECH, INC.
348 W Hospitality Ln. Suite 100
San Bernardino, CA 92408
Telephone (909) 381-1674
Telefax (909) 889-1391

GROUNDWATER MONITORING WELL
FIELD DATA LOG SHEET - SAMPLING

DATE 06/22/2006 SITE NAME / NUMBER Site 1 - 18086-02

PROGRAM NAME LMC Beaumont Site 1

MONITORING WELL IDENTIFICATION MW-03

SAMPLE I.D. MW-03 DUPLICATE I.D. —

STATIC WATER LEVEL (ft btoc) 118.41 WELL DEPTH (ft btoc) 270.95

WATER COLUMN (feet) 152.54 CASING/TUBE DIAMETER (in/ft) 4"

WELL/PUMP VOLUME (V) (gals) 99.57 3 v (gals) 298.71

PURGING DEVICE: ☑ Grundfos Pump ☐ Peristaltic Pump ☐ Bladder Pump

SAMPLING DEVICE: ☑ Purging Pump ☐ Disposable Bailer ☐ _____

OVA: ☐ FID ☐ PID In Casing (ppm) (initial) _____ (vented to) _____

IN BREATHING ZONE (ppm) (initial) _____ (vented to) _____

FINAL PUMP DEPTH (ft btoc) 265

SAMPLER'S SIGNATURE _____

WELL SAMPLE TIME 1110 DUPLICATE SAMPLE TIME —

Time	Activity	Water Level (ft btoc)	Pump Depth (ft btoc)	Temp (°C)	EC (ms/cm)	pH	Turbidity (NTU)	Dissolved Oxygen (mg/L)	ORP (mV)	Color	Volume Purged (gals / ml)	Well/Pump Volumes Purged	Flow Rate (GPM ml/min)
1030	pump on	118.41	265	—									0.5
1035	monitoring	119.55		21.85	0.213	8.47	8.42	7.27	-86.5	slightly cloudy	2.50	0.03	
1040	↓	121.71		21.49	0.168	8.52	4.18	2.69	-87.6	clear	5.00	0.05	
1045	increase flow to 1.0 gpm	124.16		21.84	0.291	8.62	3.28	1.50	-53.0	clear	7.50	0.08	↓
1050		129.05		21.17	0.276	8.70	5.18	0.97	-57.7	clear	12.50	0.13	1.0
1055		133.70		21.16	0.275	8.69	5.37	0.79	-50.9	clear	17.50	0.18	
1100	decrease flow to 0.25 gpm	137.09		21.27	0.273	8.70	5.80	0.67	-65.1	clear	22.50	0.23	↓
1105		135.72		23.18	0.304	8.61	6.08	1.21	-170.7	clear	23.75	0.24	0.25
1110	Sampling	134.87	↓	23.23	0.262	8.57	8.35	0.61	-114.6	clear	25.0	0.25	↓
1120	pump off	—											

Alkalinity (ppm)_____ Fe+2 (ppm) _____ Taken, immediately before sampling

Water level at time of sampling (ft btoc): 134.87 Turbidity at time of sampling: 8.35

Comments: _____

PARAMETERS FOR WATER QUALITY STABILIZATION

Temperature ± 1°C	Conductivity ± 5%
pH ± 0.1	Turbidity ≤ 5 NTUs

Note: All water levels and pump depths are measured from the notch in the top of the well casing. If volatiles are detected in the breathing zone during the initial screening, the breathing zone will be periodically monitored during purging and sampling activities and recorded in the logbook.

TETRA TECH, INC.
348 W Hospitality Ln. Suite 100
San Bernardino, CA 92408
Telephone (909) 381-1674
Telefax (909) 889-1391

GROUNDWATER MONITORING WELL
FIELD DATA LOG SHEET - SAMPLING

DATE 06/22/2006 SITE NAME / NUMBER 1

PROGRAM NAME LMC Beaumont Site 1

MONITORING WELL IDENTIFICATION MW-20

SAMPLE I.D. MW-20 DUPLICATE I.D. —

STATIC WATER LEVEL (ft btoc) 46.27 WELL DEPTH (ft btoc) 97.81

WATER COLUMN (feet) 51.54 CASING/TUBE DIAMETER (in/ft) 4"

WELL/PUMP VOLUME (V) (gals) 33.64 3 v (gals) 100.93

PURGING DEVICE: ☑ Grundfos Pump ☐ Peristaltic Pump ☐ Bladder Pump

SAMPLING DEVICE: ☑ Purging Pump ☐ Disposable Bailer ☐ _____

OVA: ☐ FID ☐ PID In Casing (ppm) (initial) _____ (vented to) _____

IN BREATHING ZONE (ppm) (initial) _____ (vented to) _____

FINAL PUMP DEPTH (ft btoc): 87

SAMPLER'S SIGNATURE _____

WELL SAMPLE TIME 0928 DUPLICATE SAMPLE TIME —

Time	Activity	Water Level (ft btoc)	Pump Depth (ft btoc)	Temp (°C)	EC (ms/cm)	pH	Turbidity (NTU)	Dissolved Oxygen (mg/L)	ORP (mV)	Color	Volume Purged (gals / ml)	Well/Pump Volumes Purged	Flow Rate (GPM ml/min)
0858	pump on	46.27	87	—									0.25
0903	monitoring	46.31	↓	31.42	0.059	4.86	7200	8.24	39a2	brown cloudy	1.25	0.04	↓
0908	↓	46.31	↓	23.78	0.164	6.18	123	7.74	235.8	cloudy	2.50	0.07	↓
0913	↓	46.31	↓	23.23	0.148	6.44	74.5	7.50	208.2	cloudy	3.75	0.11	↓
0918	↓	46.31	↓	23.44	0.181	6.26	52.6	7.69	211.3	slightly cloudy	5.00	0.15	↓
0923	↓	46.31	↓	22.96	0.175	6.51	36.4	7.63	214.3	slightly cloudy	6.25	0.19	↓
0928	Sampling	46.31	↓	23.10	0.170	6.52	31.1	7.57	187.9	clear	7.50	0.22	↓
0933	pump off	—											

Alkalinity (ppm)_____ Fe+2 (ppm) _____ Taken, immediately before sampling

Water level at time of sampling (ft btoc): 46.31 Turbidity at time of sampling: 31.1

Comments: _____

PARAMETERS FOR WATER QUALITY STABILIZATION	
Temperature ± 1°C	Conductivity ± 5%
pH ± 0.1	Turbidity ≤ 5 NTUs

Note: All water levels and pump depths are measured from the notch in the top of the well casing. If volatiles are detected in the breathing zone during the initial screening, the breathing zone will be periodically monitored during purging and sampling activities and recorded in the logbook.

TETRA TECH, INC.
348 W Hospitality Ln. Suite 100
San Bernardino, CA 92408
Telephone (909) 381-1674
Telefax (909) 889-1391

GROUNDWATER MONITORING WELL
FIELD DATA LOG SHEET - SAMPLING

DATE 06/22/2006 SITE NAME / NUMBER 1

PROGRAM NAME Lane Beaumont Site 1

MONITORING WELL IDENTIFICATION MW-34

SAMPLE I.D. MW-34 DUPLICATE I.D. —

STATIC WATER LEVEL (ft btoc) 36.48 WELL DEPTH (ft btoc) 83.91

WATER COLUMN (feet) 47.43 CASING/TUBE DIAMETER (in/ft) 4"

WELL/PUMP VOLUME (V) (gals) 30.96 3 v (gals) 92.88

PURGING DEVICE: ☒ Grundfos Pump ☐ Peristaltic Pump ☐ Bladder Pump

SAMPLING DEVICE: ☒ Purging Pump ☐ Disposable Bailer ☐ _____

OVA: ☐ FID ☐ PID In Casing (ppm) (initial) _____ (vented to) _____

IN BREATHING ZONE (ppm) (initial) _____ (vented to) _____

FINAL PUMP DEPTH (ft btoc) 74

SAMPLER'S SIGNATURE _____

WELL SAMPLE TIME 1241 DUPLICATE SAMPLE TIME —

Time	Activity	Water Level (ft btoc)	Pump Depth (ft btoc)	Temp (°C)	EC (ms/cm)	pH	Turbidity (NTU)	Dissolved Oxygen (mg/L)	ORP (mV)	Color	Volume Purged (gals / ml)	Well/Pump Volumes Purged	Flow Rate (GPM ml/min)
1211	pump on	36.48	74	—									0.25
1216	monitoring	36.72		29.89	0.650	6.91	2.03	3.07	97.6	clear	1.25	0.04	
1221		36.70		29.88	0.649	6.89	3.58	1.97	94.5	clear	2.50	0.08	
1226		36.69		30.09	0.648	6.87	4.73	1.43	90.5	clear	3.75	0.12	
1231		36.85		28.38	0.624	6.84	3.62	1.10	85.8	clear	5.00	0.16	
1236		36.73		28.35	0.625	6.89	4.43	1.09	82.2	clear	6.25	0.20	
1241	sampling	36.73		29.64	0.635	6.88	5.03	0.93	77.1	clear	7.50	0.24	
1246	pump off	—											

Alkalinity (ppm)_____ Fe+2 (ppm) _____ Taken, immediately before sampling

Water level at time of sampling (ft btoc): 36.73 Turbidity at time of sampling: 5.03

Comments: _____

PARAMETERS FOR WATER QUALITY STABILIZATION	
Temperature ± 1°C	Conductivity ± 5%
pH ± 0.1	Turbidity ≤ 5 NTUs

Note: All water levels and pump depths are measured from the notch in the top of the well casing. If volatiles are detected in the breathing zone during the initial screening, the breathing zone will be periodically monitored during purging and sampling activities and recorded in the logbook.

TETRA TECH, INC.
348 W Hospitality Ln. Suite 100
San Bernardino, CA 92408
Telephone (909) 381-1674
Telefax (909) 889-1391

GROUNDWATER MONITORING WELL
FIELD DATA LOG SHEET - SAMPLING

DATE 06/21/2006 SITE NAME / NUMBER 1

PROGRAM NAME Lone Beaumont Site 1

MONITORING WELL IDENTIFICATION MW-30

SAMPLE I.D. MW-30 DUPLICATE I.D. —

STATIC WATER LEVEL (ft btoc) 44.25 WELL DEPTH (ft btoc) 122.55

WATER COLUMN (feet) 78.30 CASING/TUBE DIAMETER (in/ft) 5"

WELL/PUMP VOLUME (V) (gals) 79.86 3 v (gals) 239.58

PURGING DEVICE: ☒ Grundfos Pump ☐ Peristaltic Pump ☐ Bladder Pump

SAMPLING DEVICE: ☒ Purging Pump ☐ Disposable Bailer ☐ _____

OVA: ☐ FID ☐ PID In Casing (ppm) (initial) _____ (vented to) _____

IN BREATHING ZONE (ppm) (initial) _____ (vented to) _____

FINAL PUMP DEPTH (ft btoc) 120

SAMPLER'S SIGNATURE [signature]

WELL SAMPLE TIME 1408 DUPLICATE SAMPLE TIME —

Time	Activity	Water Level (ft btoc)	Pump Depth (ft btoc)	Temp (°C)	EC (ms/cm)	pH	Turbidity (NTU)	Dissolved Oxygen (mg/L)	ORP (mV)	Color	Volume Purged (gals / ml)	Well/Pump Volumes Purged	Flow Rate (GPM ml/min)
1338	pump on	44.25	120	—									0.4
1343	monitoring	44.35	↓	27.56	0.307	6.36	>200	6.78	286.8	lt orange-brown	2.0	0.03	↓
1348		44.36		25.18	0.290	6.40	>200	6.51	189.7	brown	4.0	0.05	
1353		44.37		24.91	0.287	6.41	>200	6.40	144.0	brown	6.0	0.08	
1358		44.35		24.82	0.285	6.41	104.7	6.22	188.2	cloudy	8.0	0.10	
1403		44.35		24.91	0.283	6.37	73.5	6.27	184.1	cloudy	10.0	0.13	
1408	sampling	44.36	↓	25.02	0.286	6.38	47.5	6.20	170.7	cloudy	12.0	0.15	
1413	pump off	—											

Alkalinity (ppm)_____ **Fe+2 (ppm)** _____ **Taken, immediately before sampling**

Water level at time of sampling (ft btoc): 44.36 **Turbidity at time of sampling:** 47.5

Comments: _____

PARAMETERS FOR WATER QUALITY STABILIZATION

Temperature ± 1°C	Conductivity ± 5%
pH ± 0.1	Turbidity ≤ 5 NTUs

Note: All water levels and pump depths are measured from the notch in the top of the well casing. If volatiles are detected in the breathing zone during the initial screening, the breathing zone will be periodically monitored during purging and sampling activities and recorded in the logbook.

TETRA TECH, INC
348 W Hospitality Ln. Suite 100
San Bernardino, CA 92408
Telephone (909) 381-1674
Telefax (909) 889-1391

GROUNDWATER MONITORING WELL
FIELD DATA LOG SHEET - SAMPLING

DATE 06/21/2006 SITE NAME / NUMBER 1

PROGRAM NAME LMC Beaumont Site 1

MONITORING WELL IDENTIFICATION P-05

SAMPLE I.D. P-05 DUPLICATE I.D. P-105

STATIC WATER LEVEL (ft btoc) 46.98 WELL DEPTH (ft btoc) 73.13

WATER COLUMN (feet) 26.15 CASING/TUBE DIAMETER (in/ft) 2"

WELL/PUMP VOLUME (V) (gals) 4.27 3 v (gals) 12.80

PURGING DEVICE: ☒ Grundfos Pump ☐ Peristaltic Pump ☐ Bladder Pump

SAMPLING DEVICE: ☒ Purging Pump ☐ Disposable Bailer ☐ _____

OVA: ☐ FID ☐ PID In Casing (ppm) (initial) _____ (vented to) _____

IN BREATHING ZONE (ppm) (initial) _____ (vented to) _____

FINAL PUMP DEPTH (ft btoc) 70

SAMPLER'S SIGNATURE _____

WELL SAMPLE TIME 1210 DUPLICATE SAMPLE TIME 1220

Time	Activity	Water Level (ft btoc)	Pump Depth (ft btoc)	Temp (°C)	EC (ms/cm)	pH	Turbidity (NTU)	Dissolved Oxygen (mg/L)	ORP (mV)	Color	Volume Purged (gals / ml)	Well/Pump Volumes Purged	Flow Rate (GPM ml/min)
1140	pump on	46.98	70										0.25
1145	monitoring	48.56	↓	29.83	0.282	6.80	54.2	7.05	187.3	cloudy	1.25	0.29	↓
1150	↓	48.52		26.16	0.265	6.74	30.4	7.13	172.2	slightly cloudy	2.50	0.59	
1155		48.37		25.23	0.259	6.39	18.3	7.50	119.3	clear	3.75	0.88	
1200		48.42		24.57	0.257	6.38	14.4	7.72	127.6	clear	5.00	1.17	
1205		48.40		24.38	0.257	6.42	15.3	8.02	144.4	clear	6.25	1.46	
1210	↓	48.41	↓	24.30	0.254	6.53	12.4	*	219.0	clear	7.50	1.76	↓
	collect sample												
1220	collect duplicate sample												
1225	pump off												

Alkalinity (ppm)_____ Fe+2 (ppm) _____ Taken, immediately before sampling

Water level at time of sampling (ft btoc): 48.41 Turbidity at time of sampling: 12.4

Comments: * DO not settled after YSI just turned off & back on

PARAMETERS FOR WATER QUALITY STABILIZATION

Temperature ± 1°C	Conductivity ± 5%
pH ± 0.1	Turbidity ≤ 5 NTUs

Note: All water levels and pump depths are measured from the notch in the top of the well casing. If volatiles are detected in the breathing zone during the initial screening, the breathing zone will be periodically monitored during purging and sampling activities and recorded in the logbook.

TETRA TECH, INC.
348 W Hospitality Ln. Suite 100
San Bernardino, CA 92408
Telephone (909) 381-1674
Telefax (909) 889-1391

GROUNDWATER MONITORING WELL
FIELD DATA LOG SHEET - SAMPLING

DATE 06/21/2006 SITE NAME / NUMBER 1

PROGRAM NAME LMC Beaumont Site 1

MONITORING WELL IDENTIFICATION LSW-June 06- resamp

SAMPLE I.D. LSW-June 06- resamp DUPLICATE I.D. —

STATIC WATER LEVEL (ft btoc) — WELL DEPTH (ft btoc) —

WATER COLUMN (feet) — CASING/TUBE DIAMETER (in/ft) —

WELL/PUMP VOLUME (V) (gals) — 3 v (gals) —

PURGING DEVICE: ☐ ~~Grundfos Pump~~ ☐ ~~Peristaltic~~ Pump ☐ Bladder Pump

SAMPLING DEVICE: ☐ ~~Purging Pump~~ ☐ ~~Disposable~~ Bailer ☒ Grab

OVA: ☐ FID ☐ PID In Casing (ppm) (initial) _____ (vented to) _____

IN BREATHING ZONE (ppm) (initial) _____ (vented to) _____

FINAL PUMP DEPTH (ft btoc) —

SAMPLER'S SIGNATURE _____

WELL SAMPLE TIME _____ DUPLICATE SAMPLE TIME _____

Time	Activity	Water Level (ft btoc)	Pump Depth (ft btoc)	Temp (°C)	EC (ms/cm)	pH	Turbidity (NTU)	Dissolved Oxygen (mg/L)	ORP (mV)	Color	Volume Purged (gals / ml)	Well/Pump Volumes Purged	Flow Rate (GPM ml/min)
1020	collect grab sample	—	—	18.67	0.704	7.58	>200	14.49	185.3	brown	—	—	—

Alkalinity (ppm)_____ Fe+2 (ppm) _____ Taken, immediately before sampling

Water level at time of sampling (ft btoc): _____ Turbidity at time of sampling: _____

Comments: * had to dig into stream bed to get water from new location upstream

Re-Sampled for 1,4-Dioxane

PARAMETERS FOR WATER QUALITY STABILIZATION	
Temperature ± 1°C	Conductivity ± 5%
pH ± 0.1	Turbidity ≤ 5 NTUs

Note: All water levels and pump depths are measured from the notch in the top of the well casing. If volatiles are detected in the breathing zone during the initial screening, the breathing zone will be periodically monitored during purging and sampling activities and recorded in the logbook.

TETRA TECH, INC.
348 W Hospitality Ln. Suite 100
San Bernardino, CA 92408
Telephone (909) 381-1674
Telefax (909) 889-1391

GROUNDWATER MONITORING WELL
FIELD DATA LOG SHEET - SAMPLING

DATE 6/21/06 SITE NAME / NUMBER 1

PROGRAM NAME LMC Bennt

MONITORING WELL IDENTIFICATION SW-07

SAMPLE I.D. SW-07-resamp DUPLICATE I.D. —

STATIC WATER LEVEL (ft btoc) — WELL DEPTH (ft btoc) —

WATER COLUMN (feet) — CASING/TUBE DIAMETER (in/ft) —

WELL/PUMP VOLUME (V) (gals) — 3 v (gals) —

PURGING DEVICE: ~~☒ Grundfos Pump~~ ☐ Peristaltic Pump ☐ Bladder Pump

SAMPLING DEVICE: ~~☐ Purging Pump~~ ☐ Disposable Bailer ☑ Grab

OVA: ☐ FID ☐ PID In Casing (ppm) (initial) _____ (vented to) _____

IN BREATHING ZONE (ppm) (initial) _____ (vented to) _____

FINAL PUMP DEPTH (ft btoc) —

SAMPLER'S SIGNATURE [signature]

~~WELL~~ SAMPLE TIME 0930 DUPLICATE SAMPLE TIME —

Time	Activity	Water Level (ft btoc)	Pump Depth (ft btoc)	Temp (°C)	EC (ms/cm)	pH	Turbidity (NTU)	Dissolved Oxygen (mg/L)	ORP (mV)	Color	Volume Purged (gals / ml)	Well/Pump Volumes Purged	Flow Rate (GPM ml/min)
0930	collect sample	—	—	23.14	1.045	7.89	4.31	8.76	202.5	clear	—	—	—

Alkalinity (ppm)_____ Fe+2 (ppm) _____ Taken, immediately before sampling

Water level at time of sampling (ft btoc): _____ Turbidity at time of sampling: _____

Comments: resampled for 1,4-Dioxane

PARAMETERS FOR WATER QUALITY STABILIZATION	
Temperature ± 1°C	Conductivity ± 5%
pH ± 0.1	Turbidity ≤ 5 NTUs

Note: All water levels and pump depths are measured from the notch in the top of the well casing. If volatiles are detected in the breathing zone during the initial screening, the breathing zone will be periodically monitored during purging and sampling activities and recorded in the logbook.

TETRA TECH, INC.
348 W Hospitality Ln. Suite 100
San Bernardino, CA 92408
Telephone (909) 381-1674
Telefax (909) 889-1391

GROUNDWATER MONITORING WELL
FIELD DATA LOG SHEET - SAMPLING

DATE 06/20/2006 SITE NAME / NUMBER 180186-02

PROGRAM NAME LMC Beaumont Site 1

MONITORING WELL IDENTIFICATION MW-35

SAMPLE I.D. MW-35 DUPLICATE I.D. —

STATIC WATER LEVEL (ft btoc) 55.06 WELL DEPTH (ft btoc) 99.25

WATER COLUMN (feet) 44.19 CASING/TUBE DIAMETER (in/ft) 4"

WELL/PUMP VOLUME (V) (gals) 28.85 3 v (gals) 86.54

PURGING DEVICE: ☑ Grundfos Pump ☐ Peristaltic Pump ☐ Bladder Pump

SAMPLING DEVICE: ☑ Purging Pump ☐ Disposable Bailer ☐ _____

OVA: ☐ FID ☐ PID In Casing (ppm) (initial) _____ (vented to) _____

IN BREATHING ZONE (ppm) (initial) _____ (vented to) _____

FINAL PUMP DEPTH (ft btoc) 90

SAMPLER'S SIGNATURE _____

WELL SAMPLE TIME 1256 DUPLICATE SAMPLE TIME —

Time	Activity	Water Level (ft btoc)	Pump Depth (ft btoc)	Temp (°C)	EC (ms/cm)	pH	Turbidity (NTU)	Dissolved Oxygen (mg/L)	ORP (mV)	Color	Volume Purged (gals / ml)	Well/Pump Volumes Purged	Flow Rate (GPM ml/min)
1226	pump on	55.06	90	—									0.25
1231	monitoring	55.67		27.48	0.187	6.82	16.4	15.61	162.7	clear	1.25	0.04	
1236		55.63		24.64	0.153	6.56	28.1	7.84	157.8	slightly cloudy	2.50	0.09	
1241		55.63		24.54	0.141	6.50	24.8	7.56	152.5	clear	3.75	0.13	
1246		55.63		24.20	0.134	6.48	16.0	7.34	150.9	clear	5.00	0.17	
1251		55.63		24.16	0.131	6.44	15.5	7.50	148.9	clear	6.25	0.22	
1256	↓	55.63	↓	24.14	0.128	6.44	12.0	7.52	148.4	clear	7.50	0.26	↓
	collect sample												
1301	pump off												

Alkalinity (ppm)_____ Fe+2 (ppm) _____ Taken, immediately before sampling

Water level at time of sampling (ft btoc): 55.63 Turbidity at time of sampling: 12.0

Comments: _____

PARAMETERS FOR WATER QUALITY STABILIZATION	
Temperature ± 1°C	Conductivity ± 5%
pH ± 0.1	Turbidity ≤ 5 NTUs

Note: All water levels and pump depths are measured from the notch in the top of the well casing. If volatiles are detected in the breathing zone during the initial screening, the breathing zone will be periodically monitored during purging and sampling activities and recorded in the logbook.

TETRA TECH, INC.
348 W Hospitality Ln. Suite 100
San Bernardino, CA 92408
Telephone (909) 381-1674
Telefax (909) 889-1391

GROUNDWATER MONITORING WELL
FIELD DATA LOG SHEET - SAMPLING

DATE 06/20/2006 SITE NAME / NUMBER 18086-02

PROGRAM NAME Lake Beaumont Site 1

MONITORING WELL IDENTIFICATION MW-36

SAMPLE I.D. MW-36 DUPLICATE I.D. —

STATIC WATER LEVEL (ft btoc) 75.67 WELL DEPTH (ft btoc) 103.20

WATER COLUMN (feet) 27.53 CASING/TUBE DIAMETER (in/ft) 2"

WELL/PUMP VOLUME (V) (gals) 4.49 3 v (gals) 13.48

PURGING DEVICE: ☑ Grundfos Pump ☐ Peristaltic Pump ☐ Bladder Pump

SAMPLING DEVICE: ☐ Purging Pump ☐ Disposable Bailer ☐ _____

OVA: ☐ FID ☐ PID In Casing (ppm) (initial) _____ (vented to) _____

IN BREATHING ZONE (ppm) (initial) _____ (vented to) _____

FINAL PUMP DEPTH (ft btoc) 93

SAMPLER'S SIGNATURE [signature]

WELL SAMPLE TIME 1136 DUPLICATE SAMPLE TIME —

Time	Activity	Water Level (ft btoc)	Pump Depth (ft btoc)	Temp (°C)	EC (ms/cm)	pH	Turbidity (NTU)	Dissolved Oxygen (mg/L)	ORP (mV)	Color	Volume Purged (gals / ml)	Well/Pump Volumes Purged	Flow Rate (GPM ml/min)
1106	pump on	75.67	93										0.25
1111	monitoring	75.89		31.83	0.404	6.97	125	5.60	453.3	cloudy	1.25	0.28	
1116		75.88		24.75	0.189	6.11	+200	7.12	320.9	cloudy	2.50	0.56	
1121		75.88		24.00	0.185	6.09	128	7.21	281.5	cloudy	3.75	0.83	
1126		75.88		24.10	0.188	6.11	58.1	7.05	255.7	slightly cloudy	5.00	1.11	
1131		75.88		23.88	0.193	5.77	23.2	7.18	247.7	clear	6.25	1.39	
1136		75.88		23.89	0.184	5.84	16.9	7.13	228.0	clear	7.50	1.67	
	collect sample												
1141	pump off												

Alkalinity (ppm)_____ Fe+2 (ppm) _____ Taken, immediately before sampling

Water level at time of sampling (ft btoc): _____ Turbidity at time of sampling: _____

Comments: _____

PARAMETERS FOR WATER QUALITY STABILIZATION

Temperature ± 1°C	Conductivity ± 5%
pH ± 0.1	Turbidity ≤ 5 NTUs

Note: All water levels and pump depths are measured from the notch in the top of the well casing. If volatiles are detected in the breathing zone during the initial screening, the breathing zone will be periodically monitored during purging and sampling activities and recorded in the logbook.

TETRA TECH, INC.
348 W Hospitality Ln. Suite 100
San Bernardino, CA 92408
Telephone (909) 381-1674
Telefax (909) 889-1391

GROUNDWATER MONITORING WELL
FIELD DATA LOG SHEET - SAMPLING

DATE 06/20/2006 SITE NAME / NUMBER 18086-02

PROGRAM NAME LMC Beaumont Site 1

MONITORING WELL IDENTIFICATION OW-01

SAMPLE I.D. OW-01 DUPLICATE I.D. —

STATIC WATER LEVEL (ft btoc) 48.50 WELL DEPTH (ft btoc) 70.31

WATER COLUMN (feet) 21.81 CASING/TUBE DIAMETER (in/ft) 2"

WELL/PUMP VOLUME (V) (gals) 3.56 3 v (gals) 10.68

PURGING DEVICE: ☑ Grundfos Pump ☐ Peristaltic Pump ☐ Bladder Pump

SAMPLING DEVICE: ☐ Purging Pump ☑ Disposable Bailer ☐ _____

OVA: ☐ FID ☐ PID In Casing (ppm) (initial) _____ (vented to) _____

IN BREATHING ZONE (ppm) (initial) _____ (vented to) _____

FINAL PUMP DEPTH (ft btoc) 65

SAMPLER'S SIGNATURE [signature]

WELL SAMPLE TIME 1027 DUPLICATE SAMPLE TIME —

Time	Activity	Water Level (ft btoc)	Pump Depth (ft btoc)	Temp (°C)	EC (ms/cm)	pH	Turbidity (NTU)	Dissolved Oxygen (mg/L)	ORP (mV)	Color	Volume Purged (gals / ml)	Well/Pump Volumes Purged	Flow Rate (GPM ml/min)
0957	pump on	48.50	65	—									0.25
1002	monitoring	52.50		30.25	0.001	4.61	2.98	9.66	217.1	clear	1.25	0.35	0.25
1007		52.95		28.28	1.422	4.35	15.6	3.10	250.3	clear	2.50	0.70	0.25
1012	increase flow to 0.5	55.69		25.80	1.354	4.28	7.69	1.70	269.5	clear	3.75	1.05	0.25
1017	decrease flow to 0.25	*		24.35	1.340	4.32	6.27	1.59	291.4	clear	6.25	1.76	0.5
1022	pump off, well dry		↓	—							7.50	2.11	0.25
1027	let recharge	60.5	N/A										
	+ sample w/ bailer												

Alkalinity (ppm)_____ Fe+2 (ppm) _____ Taken, immediately before sampling

Water level at time of sampling (ft btoc): N/A Turbidity at time of sampling: N/A

Comments: * unable to get water level meter past check valve roots in well from pump

PARAMETERS FOR WATER QUALITY STABILIZATION

Temperature ± 1°C	Conductivity ± 5%
pH ± 0.1	Turbidity ≤ 5 NTUs

Note: All water levels and pump depths are measured from the notch in the top of the well casing. If volatiles are detected in the breathing zone during the initial screening, the breathing zone will be periodically monitored during purging and sampling activities and recorded in the logbook.

TETRA TECH, INC.
348 W Hospitality Ln. Suite 100
San Bernardino, CA 92408
Telephone (909) 381-1674
Telefax (909) 889-1391

GROUNDWATER MONITORING WELL
FIELD DATA LOG SHEET - SAMPLING

DATE 06/19/2006 SITE NAME / NUMBER Beaumont Site 1

PROGRAM NAME LMC Beaumont 18086

MONITORING WELL IDENTIFICATION P-03

SAMPLE I.D. P-03 DUPLICATE I.D. N/A

STATIC WATER LEVEL (ft btoc) 41.47 WELL DEPTH (ft btoc) 60.06

WATER COLUMN (feet) 18.59 CASING/TUBE DIAMETER (in/ft) 2"

WELL/PUMP VOLUME (V) (gals) 3.03 3 v (gals) 9.10

PURGING DEVICE: ☑ Grundfos Pump ☐ Peristaltic Pump ☐ Bladder Pump

SAMPLING DEVICE: ☑ Purging Pump ☒ DCB Disposable Bailer ☐ _____

OVA: ☐ FID ☐ PID In Casing (ppm) (initial) _____ (vented to) _____

IN BREATHING ZONE (ppm) (initial) _____ (vented to) _____

FINAL PUMP DEPTH (ft btoc) 55

SAMPLER'S SIGNATURE _____

WELL SAMPLE TIME 1007 DUPLICATE SAMPLE TIME —

Time	Activity	Water Level (ft btoc)	Pump Depth (ft btoc)	Temp (°C)	EC (ms/cm)	pH	Turbidity (NTU)	Dissolved Oxygen (mg/L)	ORP (mV)	Color	Volume Purged (gals / ml)	Well/Pump Volumes Purged	Flow Rate (GPM ml/min)
0937	pump on	41.47	55										0.25
0942	monitoring	43.81	55	29.13	0.605	6.82	40.7	3.27	38.1	slightly cloudy	1.25	0.41	
0947		43.97	55	25.53	0.692	6.80	12.2	1.19	-26.1	clear	2.50	0.82	
0952		43.99	55	25.99	0.713	6.55	17.0	1.16	-46.9	clear	3.75	1.24	
0957		44.06	55	26.03	0.721	6.56	28.0	0.76	-81.7	clear	5.00	1.65	
1002		44.03	55	26.14	0.723	6.54	33.5	0.77	-89.7	clear	6.25	2.06	
1007		44.04	55	26.34	0.728	6.52	35.2	0.77	-97.7	clear	7.50	2.47	
	collect sample												
1012	pump off												

Alkalinity (ppm)_____ **Fe+2 (ppm)** _____ **Taken, immediately before sampling**

Water level at time of sampling (ft btoc): 44.04 **Turbidity at time of sampling:** 35.2

Comments: _____

PARAMETERS FOR WATER QUALITY STABILIZATION

Temperature ± 1°C	Conductivity ± 5%
pH ± 0.1	Turbidity ≤ 5 NTUs

Note: All water levels and pump depths are measured from the notch in the top of the well casing. If volatiles are detected in the breathing zone during the initial screening, the breathing zone will be periodically monitored during purging and sampling activities and recorded in the logbook.

TETRA TECH, INC.
348 W Hospitality Ln. Suite 100
San Bernardino, CA 92408
Telephone (909) 381-1674
Telefax (909) 889-1391

GROUNDWATER MONITORING WELL
FIELD DATA LOG SHEET - SAMPLING

DATE 06/09/2006 SITE NAME / NUMBER 18086-02

PROGRAM NAME LMC Beaumont Site 1

MONITORING WELL IDENTIFICATION MW-11

SAMPLE I.D. MW-11 DUPLICATE I.D. N/A

STATIC WATER LEVEL (ft btoc) 42.23 WELL DEPTH (ft btoc) 67.14

WATER COLUMN (feet) 24.91 CASING/TUBE DIAMETER (in/ft) 4"

WELL/PUMP VOLUME (V) (gals) 16.26 3 v (gals) 48.78

PURGING DEVICE: ☑ Grundfos Pump ☐ Peristaltic Pump ☐ Bladder Pump

SAMPLING DEVICE: ☑ Purging Pump ☐ Disposable Bailer ☐ _____

OVA: ☐ FID ☐ PID In Casing (ppm) (initial) _____ (vented to) _____

IN BREATHING ZONE (ppm) (initial) _____ (vented to) _____

FINAL PUMP DEPTH (ft btoc) 60

SAMPLER'S SIGNATURE _____

WELL SAMPLE TIME 1140 DUPLICATE SAMPLE TIME —

Time	Activity	Water Level (ft btoc)	Pump Depth (ft btoc)	Temp (°C)	EC (ms/cm)	pH	Turbidity (NTU)	Dissolved Oxygen (mg/L)	ORP (mV)	Color	Volume Purged (gals / ml)	Well/Pump Volumes Purged	Flow Rate (GPM ml/min)
1110	pump on	42.23	60										0.25
1115	monitoring	42.58	60	30.65	0.761	7.06	8.13	2.69	186.9	clear	1.25	0.08	0.25
1120		42.63	60	27.03	0.703	7.00	2.06	2.54	207.2	clear	2.50	0.15	
1125		42.66	60	25.75	0.663	7.02	1.35	2.49	221.8	clear	3.75	0.23	
1130		42.68	60	25.62	0.664	7.01	1.34	2.39	227.9	clear	5.00	0.31	
1135		42.71	60	25.87	0.663	7.07	0.94	2.31	233.3	clear	6.25	0.38	
1140		42.73	60	26.02	0.665	7.08	0.96	2.20	231.1	clear	7.50	0.46	
	collect sample												
1145	pump off												

Alkalinity (ppm)_____ Fe+2 (ppm) _____ Taken, immediately before sampling

Water level at time of sampling (ft btoc): _____ Turbidity at time of sampling: _____

Comments: _____

PARAMETERS FOR WATER QUALITY STABILIZATION

Temperature ± 1°C	Conductivity ± 5%
pH ± 0.1	Turbidity ≤ 5 NTUs

Note: All water levels and pump depths are measured from the notch in the top of the well casing. If volatiles are detected in the breathing zone during the initial screening, the breathing zone will be periodically monitored during purging and sampling activities and recorded in the logbook.

TETRA TECH, INC
348 W Hospitality Ln. Suite 100
San Bernardino, CA 92408
Telephone (909) 381-1674
Telefax (909) 889-1391

GROUNDWATER MONITORING WELL
FIELD DATA LOG SHEET - SAMPLING

DATE 06/19/2006 SITE NAME / NUMBER 18086-02

PROGRAM NAME LMC Beaumont Site 1

MONITORING WELL IDENTIFICATION OW-08

SAMPLE I.D. OW-08 DUPLICATE I.D. N/A

STATIC WATER LEVEL (ft btoc) 45.51 WELL DEPTH (ft btoc) 62.56

WATER COLUMN (feet) 17.05 CASING/TUBE DIAMETER (in/ft) 2"

WELL/PUMP VOLUME (V) (gals) 2.78 3 v (gals) 8.35

PURGING DEVICE: ☑ Grundfos Pump ☐ Peristaltic Pump ☐ Bladder Pump

SAMPLING DEVICE: ☑ Purging Pump ☐ Disposable Bailer ☐ _____

OVA: ☐ FID ☐ PID In Casing (ppm) (initial) _____ (vented to) _____

IN BREATHING ZONE (ppm) (initial) _____ (vented to) _____

FINAL PUMP DEPTH (ft btoc) 57

SAMPLER'S SIGNATURE _____

WELL SAMPLE TIME 1312 DUPLICATE SAMPLE TIME —

Time	Activity	Water Level (ft btoc)	Pump Depth (ft btoc)	Temp (°C)	EC (ms/cm)	pH	Turbidity (NTU)	Dissolved Oxygen (mg/L)	ORP (mV)	Color	Volume Purged (gals / ml)	Well/Pump Volumes Purged	Flow Rate (GPM ml/min)
1242	pump on	45.51	57	—								—	0.25
1247	monitoring	45.71	57	35.85	0.760	7.77	8.41	3.20	293.8	clear	1.25	0.45	
1252		45.71	57	31.10	1.185	7.25	33.7	3.77	172.2	slightly cloudy	2.50	0.90	
1257		45.71	57	29.29	1.165	7.16	13.8	4.20	148.8	clear	3.75	1.35	
1302		45.71	57	26.76	1.154	7.14	7.52	4.37	132.8	clear	5.00	1.80	
1307		45.71	57	28.67	1.137	7.10	4.63	DUP 4.59 4.63	123.1	clear	6.25	2.25	
1312	↓	45.71	57	29.43	1.118	7.21	3.92	3.71	115.1	clear	7.50	2.70	↓
	collect sample												
1317	pump off												

Alkalinity (ppm)_____ Fe+2 (ppm) _____ Taken, immediately before sampling

Water level at time of sampling (ft btoc): 45.71 Turbidity at time of sampling: 3.92

Comments: _____

PARAMETERS FOR WATER QUALITY STABILIZATION	
Temperature ± 1°C	Conductivity ± 5%
pH ± 0.1	Turbidity ≤ 5 NTUs

Note: All water levels and pump depths are measured from the notch in the top of the well casing. If volatiles are detected in the breathing zone during the initial screening, the breathing zone will be periodically monitored during purging and sampling activities and recorded in the logbook.

TETRA TECH, INC.
348 W Hospitality Ln. Suite 100
San Bernardino, CA 92408
Telephone (909) 381-1674
Telefax (909) 889-1391

GROUNDWATER MONITORING WELL
FIELD DATA LOG SHEET - SAMPLING

DATE 6/14/06 SITE NAME / NUMBER 1

PROGRAM NAME LMC Beaumont

MONITORING WELL IDENTIFICATION MW-58D

SAMPLE I.D. MW-58D DUPLICATE I.D. —

STATIC WATER LEVEL (ft btoc) 26.15 WELL DEPTH (ft btoc) 71.07

WATER COLUMN (feet) 44.92 CASING/TUBE DIAMETER (in/ft) 2"

WELL/PUMP VOLUME (V) (gals) 7.33 = 27748.65ml 3 v (gals) 21.99

PURGING DEVICE: ☐ Grundfos Pump ☑ Peristaltic Pump ☐ Bladder Pump

SAMPLING DEVICE: ☒ Purging Pump ☐ Disposable Bailer ☐ _____

OVA: ☐ FID ☐ PID In Casing (ppm) (initial) _____ (vented to) _____

IN BREATHING ZONE (ppm) (initial) _____ (vented to) _____

FINAL PUMP DEPTH (ft btoc) 70

SAMPLER'S SIGNATURE _____

WELL SAMPLE TIME 1237 DUPLICATE SAMPLE TIME —

Time	Activity	Water Level (ft btoc)	Pump Depth (ft btoc)	Temp (°C)	EC (ms/cm)	pH	Turbidity (NTU)	Dissolved Oxygen (mg/L)	ORP (mV)	Color	Volume Purged (gals / ml)	Well/Pump Volumes Purged	Flow Rate (GPM ml/min)
1207	start pump	26.15	70								0	0	100
1212	monitoring	26.96		20.92	0.235	6.95	0.67	3.00	136.9	clear	500	0.02	
1217		26.98		21.16	0.224	6.86	0.26	2.44	133.7	clear	1000	0.04	
1222		26.96		21.12	0.215	6.83	0.29	2.37	128.9	clear	1500	0.05	
1227		26.95		21.21	0.214	6.83	0.33	2.36	126.9	clear	2000	0.07	
1232		26.92		21.29	0.214	6.80	0.18	2.27	126.0	clear	2500	0.09	
1237	sampling	26.89		21.39	0.214	6.81	0.04	2.31	124.7	clear	3000	0.11	

Alkalinity (ppm) — **Fe+2 (ppm)** — Taken, immediately before sampling

Water level at time of sampling (ft btoc): 26.89 **Turbidity at time of sampling:** 0.04

Comments: _____

PARAMETERS FOR WATER QUALITY STABILIZATION

Temperature ± 1°C	Conductivity ± 5%
pH ± 0.1	Turbidity ≤ 5 NTUs

Note: All water levels and pump depths are measured from the notch in the top of the well casing. If volatiles are detected in the breathing zone during the initial screening, the breathing zone will be periodically monitored during purging and sampling activities and recorded in the logbook.

TETRA TECH, INC.
348 W Hospitality Ln. Suite 100
San Bernardino, CA 92408
Telephone (909) 381-1674
Telefax (909) 889-1391

GROUNDWATER MONITORING WELL
FIELD DATA LOG SHEET - SAMPLING

DATE 6/14/06 SITE NAME / NUMBER 1

PROGRAM NAME LMC Bennt

MONITORING WELL IDENTIFICATION MW-58C

SAMPLE I.D. MW58C DUPLICATE I.D. —

STATIC WATER LEVEL (ft btoc) 26.24 WELL DEPTH (ft btoc) 60.16

WATER COLUMN (feet) 33.92 CASING/TUBE DIAMETER (in/ft) 2"

WELL/PUMP VOLUME (V) (~~gals~~ ml) 20953.57 3 v (~~gals~~ ml) 62860.70

PURGING DEVICE: ☐ Grundfos Pump ☑ Peristaltic Pump ☐ Bladder Pump

SAMPLING DEVICE: ☐ Purging Pump ☐ Disposable Bailer ☐ _____

OVA: ☐ FID ☐ PID In Casing (ppm) (initial) _____ (vented to) _____

IN BREATHING ZONE (ppm) (initial) _____ (vented to) _____

FINAL PUMP DEPTH (ft btoc) 59

SAMPLER'S SIGNATURE

WELL SAMPLE TIME 1145 DUPLICATE SAMPLE TIME —

Time	Activity	Water Level (ft btoc)	Pump Depth (ft btoc)	Temp (°C)	EC (ms/cm)	pH	Turbidity (NTU)	Dissolved Oxygen (mg/L)	ORP (mV)	Color	Volume Purged (gals / ml)	Well/Pump Volumes Purged	Flow Rate (GPM ml/min)
1115	start pump	26.24	59	—	—	—	—	—	—	—	0	0	100
1120	monitoring	26.26	↓	20.86	0.231	7.00	6.19	6.40	160.0	clear	500	0.02	↓
1125	↓	26.27		20.66	0.200	6.76	2.40	4.43	162.7	clear	1000	0.05	
1130		26.27		20.90	0.193	6.72	2.13	3.88	162.1	clear	1500	0.07	
1135		26.27		21.00	0.192	6.71	2.73	3.71	158.8	clear	2000	0.10	
1140		26.27		21.12	0.191	6.74	1.65	3.61	150.0	clear	2500	0.12	
1145	sampling	26.27	↓	21.00	0.191	6.73	2.03	3.61	152.1	clear	3000	0.14	↓

Alkalinity (ppm) — **Fe+2 (ppm)** — **Taken, immediately before sampling**

Water level at time of sampling (ft btoc): 26.27 **Turbidity at time of sampling:** 2.03

Comments:

PARAMETERS FOR WATER QUALITY STABILIZATION

Temperature ± 1°C	Conductivity ± 5%
pH ± 0.1	Turbidity ≤ 5 NTUs

Note: All water levels and pump depths are measured from the notch in the top of the well casing. If volatiles are detected in the breathing zone during the initial screening, the breathing zone will be periodically monitored during purging and sampling activities and recorded in the logbook.

TETRA TECH, INC.
348 W Hospitality Ln. Suite 100
San Bernardino, CA 92408
Telephone (909) 381-1674
Telefax (909) 889-1391

GROUNDWATER MONITORING WELL
FIELD DATA LOG SHEET - SAMPLING

DATE 6/14/06 SITE NAME / NUMBER 1

PROGRAM NAME LMC Basin

MONITORING WELL IDENTIFICATION MW-5 & B

SAMPLE I.D. MW-5B DUPLICATE I.D. —

STATIC WATER LEVEL (ft btoc) 25.80 WELL DEPTH (ft btoc) 50.74

WATER COLUMN (feet) 24.94 CASING/TUBE DIAMETER (in/ft) 2"

WELL/PUMP VOLUME (V) (~~gals~~ ml) 15406.31 3 v (~~gals~~ ml) 46218.92

PURGING DEVICE: ☐ Grundfos Pump ☒ Peristaltic Pump ☐ Bladder Pump

SAMPLING DEVICE: ☒ Purging Pump ☐ Disposable Bailer ☐ _____

OVA: ☐ FID ☐ PID In Casing (ppm) (initial) _____ (vented to) _____

IN BREATHING ZONE (ppm) (initial) _____ (vented to) _____

FINAL PUMP DEPTH (ft btoc) 45

SAMPLER'S SIGNATURE [signature]

WELL SAMPLE TIME 1050 DUPLICATE SAMPLE TIME —

Time	Activity	Water Level (ft btoc)	Pump Depth (ft btoc)	Temp (°C)	EC (ms/cm)	pH	Turbidity (NTU)	Dissolved Oxygen (mg/L)	ORP (mV)	Color	Volume Purged (gals / ml)	Well/Pump Volumes Purged	Flow Rate (GPM ml/min)
1020	start pump	25.80	45	—	—	—	—	—	—	—	0	0	100
1025	monitoring	25.83	↓	20.53	0.263	6.79	25.6	7.44	166.3	cloudy	500	0.03	↓
1030	↓	25.85		20.86	0.233	6.70	27.9	4.78	166.8	cloudy	1000	0.06	
1035		25.85		20.33	0.216	6.65	30.2	4.61	170.2	cloudy	1500	0.10	
1040		25.85		20.39	0.210	6.65	13.1	4.57	170.8	clear	2000	0.13	
1045	↓	25.85		20.49	0.208	6.68	20.2	4.58	162.8	clear	2500	0.16	
1050	sampling	25.85	↓	20.50	0.206	6.66	10.14	4.54	169.0	clear	3000	0.19	↓

Alkalinity (ppm) — Fe+2 (ppm) — Taken, immediately before sampling

Water level at time of sampling (ft btoc): 25.85 Turbidity at time of sampling: 10.14

Comments: _____

PARAMETERS FOR WATER QUALITY STABILIZATION

Temperature ± 1°C	Conductivity ± 5%
pH ± 0.1	Turbidity ≤ 5 NTUs

Note: All water levels and pump depths are measured from the notch in the top of the well casing. If volatiles are detected in the breathing zone during the initial screening, the breathing zone will be periodically monitored during purging and sampling activities and recorded in the logbook.

TETRA TECH, INC.
348 W Hospitality Ln. Suite 100
San Bernardino, CA 92408
Telephone (909) 381-1674
Telefax (909) 889-1391

GROUNDWATER MONITORING WELL
FIELD DATA LOG SHEET - SAMPLING

DATE 6/14/06 SITE NAME / NUMBER 1

PROGRAM NAME Lmc Bennt

MONITORING WELL IDENTIFICATION ~~58~~ MW-58A

SAMPLE I.D. MW-58A DUPLICATE I.D. —

STATIC WATER LEVEL (ft btoc) 25.95 WELL DEPTH (ft btoc) 82.03

WATER COLUMN (feet) 56.08 CASING/TUBE DIAMETER (in/ft) 2"

WELL/PUMP VOLUME (V) ~~(gals)~~ (ml) 34643 3 v ~~(gals)~~ (ml) 103929

PURGING DEVICE: ☐ Grundfos Pump ☒ Peristaltic Pump ☐ Bladder Pump

SAMPLING DEVICE: ☒ Purging Pump ☐ Disposable Bailer ☐ _____

OVA: ☐ FID ☐ PID In Casing (ppm) (initial) _____ (vented to) _____

IN BREATHING ZONE (ppm) (initial) _____ (vented to) _____

FINAL PUMP DEPTH (ft btoc) 81

SAMPLER'S SIGNATURE _____

WELL SAMPLE TIME 0949 DUPLICATE SAMPLE TIME —

Time	Activity	Water Level (ft btoc)	Pump Depth (ft btoc)	Temp (°C)	EC (ms/cm)	pH	Turbidity (NTU)	Dissolved Oxygen (mg/L)	ORP (mV)	Color	Volume Purged (gals / ml)	Well/Pump Volumes Purged	Flow Rate (GPM ml/min)
919	Startpump	25.95	81	—	—	—	—	—	—	—	∅	∅	100
924	monitoring	26.20	↓	19.61	0.348	6.98	11.7	3.44	170.2	clear	500	0.01	↓
929	↓	26.20		19.60	0.280	6.79	13.3	2.25	164.7	clear	1000	0.03	
934		26.20		19.72	0.260	6.74	10.14	1.72	154.1	clear	1500	0.04	
939		26.20		19.82	0.257	6.74	7.50	1.65	148.1	clear	2000	0.06	
944	↓	26.20		19.96	0.256	6.75	7.44	1.53	143.4	clear	2500	0.07	
949	sampling	26.20	↓	20.10	0.255	6.75	4.58	1.43	139.8	clear	3000	0.09	↓

Alkalinity (ppm) — Fe+2 (ppm) — Taken, immediately before sampling

Water level at time of sampling (ft btoc): 26.20 Turbidity at time of sampling: 4.58

Comments: _____

PARAMETERS FOR WATER QUALITY STABILIZATION	
Temperature ± 1°C	Conductivity ± 5%
pH ± 0.1	Turbidity ≤ 5 NTUs

Note: All water levels and pump depths are measured from the notch in the top of the well casing. If volatiles are detected in the breathing zone during the initial screening, the breathing zone will be periodically monitored during purging and sampling activities and recorded in the logbook.

TETRA TECH, INC.
348 W Hospitality Ln. Suite 100
San Bernardino, CA 92408
Telephone (909) 381-1674
Telefax (909) 889-1391

GROUNDWATER MONITORING WELL
FIELD DATA LOG SHEET - SAMPLING

DATE 6/14/06 SITE NAME / NUMBER 1

PROGRAM NAME LMC Bennd

MONITORING WELL IDENTIFICATION MW-62A

SAMPLE I.D. MW-62A DUPLICATE I.D. MW-162A

STATIC WATER LEVEL (ft btoc) 18.87 WELL DEPTH (ft btoc) 42.03

WATER COLUMN (feet) 23.16 CASING/TUBE DIAMETER (in/ft) 2"

WELL/PUMP VOLUME (V) (~~gals~~ ml) 14307 3 v (~~gals~~ ml) 42920

PURGING DEVICE: ☐ Grundfos Pump ☒ Peristaltic Pump ☐ Bladder Pump

SAMPLING DEVICE: ☐ Purging Pump ☐ Disposable Bailer ☐ _____

OVA: ☐ FID ☒ PID In Casing (ppm) (initial) _____ (vented to) _____

IN BREATHING ZONE (ppm) (initial) _____ (vented to) _____

FINAL PUMP DEPTH (ft btoc) 41

SAMPLER'S SIGNATURE CB

WELL SAMPLE TIME 838 DUPLICATE SAMPLE TIME 730

Time	Activity	Water Level (ft btoc)	Pump Depth (ft btoc)	Temp (°C)	EC (ms/cm)	pH	Turbidity (NTU)	Dissolved Oxygen (mg/L)	ORP (mV)	Color	Volume Purged (gals / ml)	Well/Pump Volumes Purged	Flow Rate (GPM ml/min)
808	start purge	18.87	41	—	—	—	—	—	—	—	0	0	200
813	monitoring	19.83	↓	19.32	0.268	6.69	1.66	3.84	183.2	clear	1000	0.07	↓
818	↓	19.85		19.27	0.255	6.60	1.30	3.71	185.0	clear	2000	0.14	
823		19.86		19.26	0.254	6.59	1.57	3.69	182.6	clear	3000	0.21	
828		19.86		19.30	0.259	6.60	1.20	3.58	179.6	clear	4000	0.28	
833	↓	19.86		19.31	0.262	6.60	1.89	3.50	176.7	clear	5000	0.35	
838	sampling	19.86	—	19.31	0.263	6.60	0.46	3.41	169.7	clear	6000	0.42	↓

Alkalinity (ppm) — Fe+2 (ppm) — Taken, immediately before sampling

Water level at time of sampling (ft btoc): 19.86 Turbidity at time of sampling: 0.46

Comments: _____

PARAMETERS FOR WATER QUALITY STABILIZATION	
Temperature ± 1°C	Conductivity ± 5%
pH ± 0.1	Turbidity ≤ 5 NTUs

Note: All water levels and pump depths are measured from the notch in the top of the well casing. If volatiles are detected in the breathing zone during the initial screening, the breathing zone will be periodically monitored during purging and sampling activities and recorded in the logbook.

TETRA TECH, INC.
348 W Hospitality Ln. Suite 100
San Bernardino, CA 92408
Telephone (909) 381-1674
Telefax (909) 889-1391

GROUNDWATER MONITORING WELL
FIELD DATA LOG SHEET - SAMPLING

DATE 6/12/06 SITE NAME / NUMBER 1

PROGRAM NAME LMC Bennett

MONITORING WELL IDENTIFICATION MW-05

SAMPLE I.D. MW-05 DUPLICATE I.D. —

STATIC WATER LEVEL (ft btoc) 13.96 WELL DEPTH (ft btoc) 45.23

WATER COLUMN (feet) 31.27 CASING/TUBE DIAMETER (in/ft) 4

WELL/PUMP VOLUME (V) (~~gals~~ ml) 77266 3 v (~~gals~~ ml) 231799

PURGING DEVICE: ☐ Grundfos Pump ☒ Peristaltic Pump ☐ Bladder Pump

SAMPLING DEVICE: ☒ Purging Pump ☐ Disposable Bailer ☐ _____

OVA: ☐ FID ☒ PID In Casing (ppm) (initial) ND (vented to) _____

IN BREATHING ZONE (ppm) (initial) ND (vented to) _____

FINAL PUMP DEPTH (ft btoc) _____

SAMPLER'S SIGNATURE _____

WELL SAMPLE TIME 1320 DUPLICATE SAMPLE TIME —

Time	Activity	Water Level (ft btoc)	Pump Depth (ft btoc)	Temp (°C)	EC (ms/cm)	pH	Turbidity (NTU)	Dissolved Oxygen (mg/L)	ORP (mV)	Color	Volume Purged (gals / ml)	Well/Pump Volumes Purged	Flow Rate (GPM ml/min)
1250	start pump	13.96	40								0	0	200
1255	monitoring	14.53	↓	19.77	0.273	6.97	0.75	1.28	123.5	clear	1000	0.01	↓
1300	↓	14.54		19.68	0.261	6.93	0.26	1.12	110.6	clear	2000	0.03	
1305		14.56		19.68	0.257	6.89	0.36	0.85	97.3	clear	3000	0.04	
1310		14.56		19.71	0.255	6.92	0.23	0.81	89.8	clear	4000	0.05	
1315		14.57		19.72	0.252	6.94	0.41	0.81	75.8	clear	5000	0.06	
1320	sampling	14.55	↓	19.76	0.251	6.93	0.55	0.77	71.1	clear	6000	0.08	↓

Alkalinity (ppm) — Fe+2 (ppm) — Taken, immediately before sampling

Water level at time of sampling (ft btoc): 14.55 Turbidity at time of sampling: 0.55

Comments: _____

PARAMETERS FOR WATER QUALITY STABILIZATION

Temperature ± 1°C	Conductivity ± 5%
pH ± 0.1	Turbidity ≤ 5 NTUs

Note: All water levels and pump depths are measured from the notch in the top of the well casing. If volatiles are detected in the breathing zone during the initial screening, the breathing zone will be periodically monitored during purging and sampling activities and recorded in the logbook.

TETRA TECH, INC.
348 W Hospitality Ln. Suite 100
San Bernardino, CA 92408
Telephone (909) 381-1674
Telefax (909) 889-1391

GROUNDWATER MONITORING WELL
FIELD DATA LOG SHEET - SAMPLING

DATE 6/12/06 SITE NAME / NUMBER 1

PROGRAM NAME LMC Bennett

MONITORING WELL IDENTIFICATION MW-06

SAMPLE I.D. MW-06 DUPLICATE I.D. —

STATIC WATER LEVEL (ft btoc) 15.76 WELL DEPTH (ft btoc) 115.93

WATER COLUMN (feet) 100.17 CASING/TUBE DIAMETER (in/ft) 4"

WELL/PUMP VOLUME (V) (~~gals~~) ml 24754 3 v (~~gals~~) ml 74262

PURGING DEVICE: ☐ Grundfos Pump ☒ Peristaltic Pump ☐ Bladder Pump

SAMPLING DEVICE: ☒ Purging Pump ☐ Disposable Bailer ☐ _____

OVA: ☐ FID ☒ PID In Casing (ppm) (initial) 0.0 (vented to) _____

IN BREATHING ZONE (ppm) (initial) 0.0 (vented to) _____

FINAL PUMP DEPTH (ft btoc) 110

SAMPLER'S SIGNATURE _____

WELL SAMPLE TIME 1225 DUPLICATE SAMPLE TIME —

Time	Activity	Water Level (ft btoc)	Pump Depth (ft btoc)	Temp (°C)	EC (ms/cm)	pH	Turbidity (NTU)	Dissolved Oxygen (mg/L)	ORP (mV)	Color	Volume Purged (gals / ml)	Well/Pump Volumes Purged	Flow Rate (GPM ml/min)
1155	Start Pump	15.76	110	—	—	—	—	—	—	—	0	0	200
1200	monitoring	15.96	↓	19.57	0.243	10.25	2.67	4.12	-18.2	clear	1000	0.01	↓
1205	↓	15.99	↓	19.48	0.243	10.22	2.12	2.36	-30.7	clear	2000	0.01	↓
1210	↓	16.01	↓	19.45	0.241	10.22	3.71	2.08	-34.1	clear	3000	0.01	↓
1215	↓	16.02	↓	19.49	0.236	10.21	3.28	1.93	-41.6	clear	4000	0.02	↓
1220	↓	16.04	↓	19.50	0.237	10.18	1.84	1.58	-42.0	clear	5000	0.02	↓
1225	sampling	16.06	↓	19.53	0.238	10.16	4.00	1.56	-45.6	clear	6000	0.02	↓

Alkalinity (ppm) — Fe+2 (ppm) — Taken, immediately before sampling

Water level at time of sampling (ft btoc): 16.06 Turbidity at time of sampling: 4.00

Comments: _____

PARAMETERS FOR WATER QUALITY STABILIZATION

Temperature ± 1°C	Conductivity ± 5%
pH ± 0.1	Turbidity ≤ 5 NTUs

Note: All water levels and pump depths are measured from the notch in the top of the well casing. If volatiles are detected in the breathing zone during the initial screening, the breathing zone will be periodically monitored during purging and sampling activities and recorded in the logbook.

TETRA TECH, INC.
348 W Hospitality Ln. Suite 100
San Bernardino, CA 92408
Telephone (909) 381-1674
Telefax (909) 889-1391

GROUNDWATER MONITORING WELL
FIELD DATA LOG SHEET - SAMPLING

DATE 6/12/06 SITE NAME / NUMBER 1

PROGRAM NAME LMC Bennt

MONITORING WELL IDENTIFICATION MW-18

SAMPLE I.D. MW-18 DUPLICATE I.D. —

STATIC WATER LEVEL (ft btoc) 25.31 WELL DEPTH (ft btoc) 52.20

WATER COLUMN (feet) 26.89 CASING/TUBE DIAMETER (in/ft) 4"

WELL/PUMP VOLUME (V) (~~gals~~) ml 66444 3 v (~~gals~~) ml 199331

PURGING DEVICE: ☐ Grundfos Pump ☑ Peristaltic Pump ☐ Bladder Pump

SAMPLING DEVICE: ☑ Purging Pump ☐ Disposable Bailer ☐ _____

OVA: ☐ FID ☐ PID In Casing (ppm) (initial) _____ (vented to) _____

IN BREATHING ZONE (ppm) (initial) _____ (vented to) _____

FINAL PUMP DEPTH (ft btoc) 42

SAMPLER'S SIGNATURE [signature]

WELL SAMPLE TIME 1108 DUPLICATE SAMPLE TIME —

Time	Activity	Water Level (ft btoc)	Pump Depth (ft btoc)	Temp (°C)	EC (ms/cm)	pH	Turbidity (NTU)	Dissolved Oxygen (mg/L)	ORP (mV)	Color	Volume Purged (gals / ml)	Well/Pump Volumes Purged	Flow Rate (GPM ml/min)
1038	start pump	25.31	42	—							0	0	100
1043	monitoring	25.35	↓	20.69	0.556	7.24	8.69	2.33	108.5	clear	500	0.02	↓
1048	↓	25.35		20.44	0.552	7.22	3.03	0.60	84.6	clear	1000	0.03	
1053		25.35		20.49	0.554	7.24	1.42	0.41	66.0	clear	1500	0.05	
1058		25.35		20.47	0.553	7.27	1.25	0.39	53.5	clear	2000	0.06	
1103		25.35		20.41	0.555	7.29	1.01	0.37	40.9	clear	2500	0.08	
1108	sampling	25.35	↓	20.50	0.555	7.31	0.77	0.30	34.8	clear	3000	0.09	↓

Alkalinity (ppm) — **Fe+2 (ppm)** — **Taken, immediately before sampling**

Water level at time of sampling (ft btoc): 25.35 **Turbidity at time of sampling:** 0.77

Comments: resample for Hex Chrome

PARAMETERS FOR WATER QUALITY STABILIZATION

Temperature ± 1°C	Conductivity ± 5%
pH ± 0.1	Turbidity ≤ 5 NTUs

Note: All water levels and pump depths are measured from the notch in the top of the well casing. If volatiles are detected in the breathing zone during the initial screening, the breathing zone will be periodically monitored during purging and sampling activities and recorded in the logbook.

TETRA TECH, INC.
348 W Hospitality Ln. Suite 100
San Bernardino, CA 92408
Telephone (909) 381-1674
Telefax (909) 889-1391

GROUNDWATER MONITORING WELL
FIELD DATA LOG SHEET - SAMPLING

DATE 6/12/06 SITE NAME / NUMBER 1

PROGRAM NAME LMC Bermt

MONITORING WELL IDENTIFICATION MW-15

SAMPLE I.D. MW-15 DUPLICATE I.D. —

STATIC WATER LEVEL (ft btoc) 25.35 WELL DEPTH (ft btoc) 92.81

WATER COLUMN (feet) 67.46 CASING/TUBE DIAMETER (in/ft) 4"

WELL/PUMP VOLUME (V) (~~gals~~) ml 166690 3 v (~~gals~~) gal 500069

PURGING DEVICE: ☐ Grundfos Pump ☒ Peristaltic Pump ☐ Bladder Pump

SAMPLING DEVICE: ☒ Purging Pump ☐ Disposable Bailer ☐ _____

OVA: ☐ FID ☒ PID In Casing (ppm) (initial) 0 (vented to) _____

IN BREATHING ZONE (ppm) (initial) 0 (vented to) _____

FINAL PUMP DEPTH (ft btoc) 85

SAMPLER'S SIGNATURE _____

WELL SAMPLE TIME 1018 DUPLICATE SAMPLE TIME —

Time	Activity	Water Level (ft btoc)	Pump Depth (ft btoc)	Temp (°C)	EC (ms/cm)	pH	Turbidity (NTU)	Dissolved Oxygen (mg/L)	ORP (mV)	Color	Volume Purged (gals / ml)	Well/Pump Volumes Purged	Flow Rate (GPM ml/min)
948	start pump	25.35	85	—	—	—	—	—	—	—	0	0	200
953	monitoring	25.36	↓	21.78	0.437	7.58	0.41	1.82	122.8	clear	500	0.01	↓
958	↓	25.36		21.89	0.418	7.54	0.38	0.98	104.7	clear	1000	0.01	
1003		25.36		22.00	0.423	7.51	0.31	0.63	80.0	clear	1500	0.01	
1008		25.36		22.11	0.422	7.52	0.21	0.54	75.6	clear	2000	0.01	
1013	↓	25.36		22.17	0.418	7.56	0.68	0.51	58.9	clear	2500	0.01	
1018	sampling	25.36	↓	22.22	0.417	7.53	0.22	0.55	62.6	clear	3000	0.02	↓

Alkalinity (ppm) — Fe+2 (ppm) — Taken, immediately before sampling

Water level at time of sampling (ft btoc): 25.36 Turbidity at time of sampling: 0.22

Comments: resample for Hex Chrom

PARAMETERS FOR WATER QUALITY STABILIZATION

Temperature ± 1°C	Conductivity ± 5%
pH ± 0.1	Turbidity ≤ 5 NTUs

Note: All water levels and pump depths are measured from the notch in the top of the well casing. If volatiles are detected in the breathing zone during the initial screening, the breathing zone will be periodically monitored during purging and sampling activities and recorded in the logbook.

TETRA TECH, INC.
348 W Hospitality Ln. Suite 100
San Bernardino, CA 92408
Telephone (909) 381-1674
Telefax (909) 889-1391

GROUNDWATER MONITORING WELL
FIELD DATA LOG SHEET - SAMPLING

DATE 6/12/06 SITE NAME / NUMBER 1

PROGRAM NAME LMC Basin

MONITORING WELL IDENTIFICATION MW-67

SAMPLE I.D. MW-67 DUPLICATE I.D. —

STATIC WATER LEVEL (ft btoc) 5.55 WELL DEPTH (ft btoc) 15.09

WATER COLUMN (feet) 5 9.54 CASING/TUBE DIAMETER (in/ft) 2"

WELL/PUMP VOLUME (V) ~~(gals)~~ ml 5893 3 v (~~gals~~) ml 17680

PURGING DEVICE: ☐ Grundfos Pump ☒ Peristaltic Pump ☐ Bladder Pump

SAMPLING DEVICE: ☒ Purging Pump ☐ Disposable Bailer ☐ _____

OVA: ☐ FID ☐ PID In Casing (ppm) (initial) nd (vented to) _____

IN BREATHING ZONE (ppm) (initial) nd (vented to) _____

FINAL PUMP DEPTH (ft btoc) 12

SAMPLER'S SIGNATURE [signature]

WELL SAMPLE TIME 853 DUPLICATE SAMPLE TIME —

Time	Activity	Water Level (ft btoc)	Pump Depth (ft btoc)	Temp (°C)	EC (ms/cm)	pH	Turbidity (NTU)	Dissolved Oxygen (mg/L)	ORP (mV)	Color	Volume Purged (~~gals~~ ml)	Well/Pump Volumes Purged	Flow Rate (~~GPM~~ ml/min)
823	start purge	5.55	12	—	—	—	—	—	—	—	ϕ	ϕ	500
828	monitoring	5.70	↓	17.82	0.826	7.11	2.63	0.36	256.2	clear	2500	0.42	↓
833	↓	5.70		17.85	0.838	7.11	1.07	0.27	224.4	clear	5000	0.85	
838		5.71		17.93	0.834	7.13	0.82	0.27	200.0	clear	7500	1.27	
843		5.71		17.92	0.835	7.14	0.70	0.27	180.3	clear	10000	1.70	
848		5.71		18.07	0.837	7.17	0.38	0.22	167.7	clear	12500	2.12	
853	sampling	5.71	↓	17.95	0.833	7.15	0.64	0.20	151.7	clear	15000	2.55	↓

Alkalinity (ppm) — Fe+2 (ppm) — Taken, immediately before sampling

Water level at time of sampling (ft btoc): 5.71 Turbidity at time of sampling: 0.64

Comments: resample for Hex chrome

PARAMETERS FOR WATER QUALITY STABILIZATION

Temperature ± 1°C	Conductivity ± 5%
pH ± 0.1	Turbidity ≤ 5 NTUs

Note: All water levels and pump depths are measured from the notch in the top of the well casing. If volatiles are detected in the breathing zone during the initial screening, the breathing zone will be periodically monitored during purging and sampling activities and recorded in the logbook.

TETRA TECH, INC.
348 W Hospitality Ln. Suite 100
San Bernardino, CA 92408
Telephone (909) 381-1674
Telefax (909) 889-1391

GROUNDWATER MONITORING WELL
FIELD DATA LOG SHEET - SAMPLING

DATE 6/9/06 SITE NAME / NUMBER 1

PROGRAM NAME LMC Belmont

MONITORING WELL IDENTIFICATION MW-17

SAMPLE I.D. MW-17 DUPLICATE I.D. —

STATIC WATER LEVEL (ft btoc) 25.74 WELL DEPTH (ft btoc) 65.58

WATER COLUMN (feet) 39.84 CASING/TUBE DIAMETER (in/ft) 4"

WELL/PUMP VOLUME (V) ~~(gals)~~ ml 98442 3 v ~~(gals)~~ ml 295327

PURGING DEVICE: ☐ Grundfos Pump ☒ Peristaltic Pump ☐ Bladder Pump

SAMPLING DEVICE: ☒ Purging Pump ☐ Disposable Bailer ☐ _____

OVA: ☐ FID ☒ PID In Casing (ppm) (initial) _____ (vented to) _____

IN BREATHING ZONE (ppm) (initial) _____ (vented to) _____

FINAL PUMP DEPTH (ft btoc) 50

SAMPLER'S SIGNATURE [signature]

WELL SAMPLE TIME 1256 DUPLICATE SAMPLE TIME —

Time	Activity	Water Level (ft btoc)	Pump Depth (ft btoc)	Temp (°C)	EC (ms/cm)	pH	Turbidity (NTU)	Dissolved Oxygen (mg/L)	ORP (mV)	Color	Volume Purged (gals / ml)	Well/Pump Volumes Purged	Flow Rate (GPM ml/min)
1226	start pump	25.74	50	—	—	—	—	—	—	—	∅	∅	100
1231	monitoring	26.06	↓	20.67	0.227	7.30	1.88	1.50	69.4	clear	500	0.01	↓
1236	↓	26.16		20.58	0.209	7.21	0.54	0.94	54.0	clear	1000	0.01	
1241		26.18		20.76	0.209	7.16	0.78	0.89	52.9	clear	1500	0.02	
1246		26.22		20.85	0.207	7.15	0.488	0.80	48.4	clear	2000	0.02	
1251	↓	26.24		21.12	0.204	7.09	0.26	0.80	52.2	clear	2500	0.03	
1256	sampling	26.24	↓	21.26	0.203	7.11	0.44	0.68	62.3	clear	3000	0.03	↓

Alkalinity (ppm) — Fe+2 (ppm) ~ Taken, immediately before sampling

Water level at time of sampling (ft btoc): 26.24 Turbidity at time of sampling: 0.44

Comments: _____

PARAMETERS FOR WATER QUALITY STABILIZATION

Temperature ± 1°C	Conductivity ± 5%
pH ± 0.1	Turbidity ≤ 5 NTUs

Note: All water levels and pump depths are measured from the notch in the top of the well casing. If volatiles are detected in the breathing zone during the initial screening, the breathing zone will be periodically monitored during purging and sampling activities and recorded in the logbook.

TETRA TECH, INC.
348 W Hospitality Ln. Suite 100
San Bernardino, CA 92408
Telephone (909) 381-1674
Telefax (909) 889-1391

GROUNDWATER MONITORING WELL
FIELD DATA LOG SHEET - SAMPLING

DATE 6/9/06 SITE NAME / NUMBER 1

PROGRAM NAME LMC Bermt

MONITORING WELL IDENTIFICATION MW-19

SAMPLE I.D. MW-19 DUPLICATE I.D. —

STATIC WATER LEVEL (ft btoc) 11.91 WELL DEPTH (ft btoc) 46.76

WATER COLUMN (feet) 34.85 CASING/TUBE DIAMETER (in/ft) 4"

WELL/PUMP VOLUME (V) ~~(gals)~~ ml 86112 3 v (gals) ml 258337

PURGING DEVICE: ☐ Grundfos Pump ☒ Peristaltic Pump ☐ Bladder Pump

SAMPLING DEVICE: ☒ Purging Pump ☐ Disposable Bailer ☐ _____

OVA: ☐ FID ☒ PID In Casing (ppm) (initial) _____ (vented to) _____

IN BREATHING ZONE (ppm) (initial) _____ (vented to) _____

FINAL PUMP DEPTH (ft btoc) 30

SAMPLER'S SIGNATURE [signature]

WELL SAMPLE TIME 1155 DUPLICATE SAMPLE TIME —

Time	Activity	Water Level (ft btoc)	Pump Depth (ft btoc)	Temp (°C)	EC (ms/cm)	pH	Turbidity (NTU)	Dissolved Oxygen (mg/L)	ORP (mV)	Color	Volume Purged (gals / ml)	Well/Pump Volumes Purged	Flow Rate (GPM ml/min)
1125	start pm	11.91	30								0	0	200
1130	monitoring	12.85	↓	18.68	0.175	7.20	35.9	1.77	116.5	cloudy	1000	0.01	↓
1135	↓	13.38		18.60	0.173	7.20	28.1	1.42	53.6	cloudy	2000	0.01	
1140		14.02		18.61	0.172	7.14	24.4	0.80	31.4	cloudy	3000	0.02	
1145		14.60		18.70	0.170	7.09	14.7	0.67	29.3	clear	4000	0.02	
1150		14.65		18.90	0.169	7.07	11.0	0.60	27.5	clear	5000	0.03	
1155	sampling	14.67	↓	18.97	0.166	7.04	10.82	0.46	30.0	clear	6000	0.03	↓

Alkalinity (ppm) — **Fe+2 (ppm)** — **Taken, immediately before sampling**

Water level at time of sampling (ft btoc): 14.67 **Turbidity at time of sampling:** 10.82

Comments:

PARAMETERS FOR WATER QUALITY STABILIZATION

Temperature ± 1°C	Conductivity ± 5%
pH ± 0.1	Turbidity ≤ 5 NTUs

Note: All water levels and pump depths are measured from the notch in the top of the well casing. If volatiles are detected in the breathing zone during the initial screening, the breathing zone will be periodically monitored during purging and sampling activities and recorded in the logbook.

TETRA TECH, INC.
348 W Hospitality Ln. Suite 100
San Bernardino, CA 92408
Telephone (909) 381-1674
Telefax (909) 889-1391

GROUNDWATER MONITORING WELL
FIELD DATA LOG SHEET - SAMPLING

DATE 6/9/06 SITE NAME / NUMBER 1

PROGRAM NAME LMC Basin

MONITORING WELL IDENTIFICATION MW-42

SAMPLE I.D. MW-42 DUPLICATE I.D. —

STATIC WATER LEVEL (ft btoc) 6.66 WELL DEPTH (ft btoc) 36.01

WATER COLUMN (feet) 29.41 CASING/TUBE DIAMETER (in/ft) 4"

WELL/PUMP VOLUME (V) (~~gals~~ ml) 72670 3 v (~~gals~~ ml) 218011

PURGING DEVICE: ☐ Grundfos Pump ☒ Peristaltic Pump ☐ Bladder Pump

SAMPLING DEVICE: ☒ Purging Pump ☐ Disposable Bailer ☐ _____

OVA: ☐ FID ☐ PID In Casing (ppm) (initial) 0.0 (vented to) _____

IN BREATHING ZONE (ppm) (initial) 0.4 (vented to) _____

FINAL PUMP DEPTH (ft btoc) 30

SAMPLER'S SIGNATURE _____

WELL SAMPLE TIME 1030 DUPLICATE SAMPLE TIME —

Time	Activity	Water Level (ft btoc)	Pump Depth (ft btoc)	Temp (°C)	EC (ms/cm)	pH	Turbidity (NTU)	Dissolved Oxygen (mg/L)	ORP (mV)	Color	Volume Purged (gals / ml)	Well/Pump Volumes Purged	Flow Rate (GPM ml/min)
1000	start pump	6.66	30	—	—	—	—	—	—	—	0	0	200
1005	monitoring	7.00	↓	20.82	0.190	6.92	+200	1.59	5.8	brn	1000	0.01	↓
1010	↓	7.45	↓	18.67	0.199	7.08	23.5	0.63	-2.7	cloudy	2000	0.01	↓
1015	↓	7.61	↓	18.62	0.199	7.14	14.9	0.37	-14.2	clear	3000	0.02	↓
1020	↓	7.74	↓	18.70	0.196	7.14	12.5	0.34	-20.4	clear	4000	0.03	↓
1025	↓	7.81	↓	18.82	0.191	7.17	10.46	0.24	-28.3	clear	5000	0.03	↓
1030	sampling	7.83	↓	18.81	0.187	7.17	21.5	0.24	-33.5	clear	6000	0.04	↓

Alkalinity (ppm) — Fe+2 (ppm) — Taken, immediately before sampling

Water level at time of sampling (ft btoc): 7.83 Turbidity at time of sampling: 21.5

Comments: MS/MSD

PARAMETERS FOR WATER QUALITY STABILIZATION

Temperature ± 1°C	Conductivity ± 5%
pH ± 0.1	Turbidity ≤ 5 NTUs

Note: All water levels and pump depths are measured from the notch in the top of the well casing. If volatiles are detected in the breathing zone during the initial screening, the breathing zone will be periodically monitored during purging and sampling activities and recorded in the logbook.

TETRA TECH, INC.
348 W Hospitality Ln. Suite 100
San Bernardino, CA 92408
Telephone (909) 381-1674
Telefax (909) 889-1391

GROUNDWATER MONITORING WELL
FIELD DATA LOG SHEET - SAMPLING

DATE 6/9/06 SITE NAME / NUMBER 1

PROGRAM NAME LMC Bennt

MONITORING WELL IDENTIFICATION MW-14

SAMPLE I.D. MW-14 DUPLICATE I.D. —

STATIC WATER LEVEL (ft btoc) 24.73 WELL DEPTH (ft btoc) 50.47

WATER COLUMN (feet) 25.74 CASING/TUBE DIAMETER (in/ft) 2"

WELL/PUMP VOLUME (V) (~~gals~~) ml 63602 3 v (~~gals~~) ml 190806

PURGING DEVICE: ☐ Grundfos Pump ☒ Peristaltic Pump ☐ Bladder Pump

SAMPLING DEVICE: ☒ Purging Pump ☐ Disposable Bailer ☐ _____

OVA: ☐ FID ☐ PID In Casing (ppm) (initial) NM (vented to) _____

IN BREATHING ZONE (ppm) (initial) NM (vented to) _____

FINAL PUMP DEPTH (ft btoc) 45

SAMPLER'S SIGNATURE

WELL SAMPLE TIME 0900 DUPLICATE SAMPLE TIME —

Time	Activity	Water Level (ft btoc)	Pump Depth (ft btoc)	Temp (°C)	EC (ms/cm)	pH	Turbidity (NTU)	Dissolved Oxygen (mg/L)	ORP (mV)	Color	Volume Purged (gals / ml)	Well/Pump Volumes Purged	Flow Rate (GPM ml/min)
830	start pump	24.73	45	—	—	—	—	—	—	—	0	0	200
835	monitoring	24.76	↓	18.94	0.609	6.79	0.62	2.52	137.6	clear	1000	0.02	↓
840	↓	24.76		18.82	0.608	6.78	0.62	2.50	131.0	clear	2000	0.03	
845		24.76		18.81	0.609	6.79	0.75	2.44	113.8	clear	3000	0.05	
850		24.76		18.83	0.610	6.80	0.96	2.32	109.0	clear	4000	0.06	
855	↓	24.76		18.89	0.610	6.82	0.67	2.34	102.1	clear	5000	0.08	
900	sampling	24.76	↓	18.98	0.612	6.83	0.18	2.32	100.6	clear	6000	0.09	

Alkalinity (ppm) — Fe+2 (ppm) — Taken, immediately before sampling

Water level at time of sampling (ft btoc): 24.76 Turbidity at time of sampling: 0.18

Comments: _____

PARAMETERS FOR WATER QUALITY STABILIZATION

Temperature ± 1°C	Conductivity ± 5%
pH ± 0.1	Turbidity ≤ 5 NTUs

Note: All water levels and pump depths are measured from the notch in the top of the well casing. If volatiles are detected in the breathing zone during the initial screening, the breathing zone will be periodically monitored during purging and sampling activities and recorded in the logbook.

TETRA TECH, INC.
348 W Hospitality Ln. Suite 100
San Bernardino, CA 92408
Telephone (909) 381-1674
Telefax (909) 889-1391

GROUNDWATER MONITORING WELL
FIELD DATA LOG SHEET - SAMPLING

DATE 6/8/06 SITE NAME / NUMBER 1

PROGRAM NAME LMC Baumont

MONITORING WELL IDENTIFICATION MW-49

SAMPLE I.D. MW-49 DUPLICATE I.D. MW-149

STATIC WATER LEVEL (ft btoc) 17.00 WELL DEPTH (ft btoc) 53.18

WATER COLUMN (feet) 36.18 CASING/TUBE DIAMETER (in/ft) 4"

WELL/PUMP VOLUME (V) (~~gals~~) ml 89,399 3 v (~~gals~~) ml 268,196

PURGING DEVICE: ☐ Grundfos Pump ☑ Peristaltic Pump ☐ Bladder Pump

SAMPLING DEVICE: ☑ Purging Pump ☐ Disposable Bailer ☐ _____

OVA: ☐ FID ☑ PID In Casing (ppm) (initial) ~0 (vented to) _____

IN BREATHING ZONE (ppm) (initial) 0 (vented to) _____

FINAL PUMP DEPTH (ft btoc) 43

SAMPLER'S SIGNATURE _____

WELL SAMPLE TIME 1320 DUPLICATE SAMPLE TIME 1430

Time	Activity	Water Level (ft btoc)	Pump Depth (ft btoc)	Temp (°C)	EC (ms/cm)	pH	Turbidity (NTU)	Dissolved Oxygen (mg/L)	ORP (mV)	Color	Volume Purged (gals / ml)	Well/Pump Volumes Purged	Flow Rate (GPM ml/min)
1250	start pump	17.00	<13	—	—	—	—	—	—	—	0	0	200
1255	monitoring	17.05	↓	19.06	0.171	6.44	1.90	5.26	<17.1	clear	1000	0.01	↓
1300	↓	17.06		18.97	0.168	6.34	1.47	5.06	48.6	clear	2000	0.02	
1305		17.06		18.95	0.166	6.25	0.87	5.01	50.2	clear	3000	0.03	
1310		17.05		18.94	0.164	6.12	0.78	<1.98	53.4	clear	4000	0.04	
1315	↓	17.04		18.94	0.161	6.11	0.83	4.92	57.6	clear	5000	0.06	
1320	sampling	17.04	↓	19.04	0.161	6.09	0.70	4.91	60.5	clear	6000	0.07	↓
1430	collect duplicate sample												

Alkalinity (ppm) — **Fe+2 (ppm)** — **Taken, immediately before sampling**

Water level at time of sampling (ft btoc): 17.04 **Turbidity at time of sampling:** 0.70

Comments:

PARAMETERS FOR WATER QUALITY STABILIZATION

Temperature ± 1°C	Conductivity ± 5%
pH ± 0.1	Turbidity ≤ 5 NTUs

Note: All water levels and pump depths are measured from the notch in the top of the well casing. If volatiles are detected in the breathing zone during the initial screening, the breathing zone will be periodically monitored during purging and sampling activities and recorded in the logbook.

TETRA TECH, INC.
348 W Hospitality Ln. Suite 100
San Bernardino, CA 92408
Telephone (909) 381-1674
Telefax (909) 889-1391

GROUNDWATER MONITORING WELL
FIELD DATA LOG SHEET - SAMPLING

DATE 6/8/06 SITE NAME / NUMBER 1

PROGRAM NAME LMC Beaumont

MONITORING WELL IDENTIFICATION MW-12

SAMPLE I.D. MW-12 DUPLICATE I.D. —

STATIC WATER LEVEL (ft btoc) 16.02 WELL DEPTH (ft btoc) 50.74

WATER COLUMN (feet) 34.72 CASING/TUBE DIAMETER (in/ft) 4"

WELL/PUMP VOLUME (V) (~~gals~~ ml) 85,791 3 v (gals) 257,373

PURGING DEVICE: ☐ Grundfos Pump ☒ Peristaltic Pump ☐ Bladder Pump

SAMPLING DEVICE: ☒ Purging Pump ☐ Disposable Bailer ☐ _____

OVA: ☐ FID ☒ PID In Casing (ppm) (initial) _____ (vented to) _____

IN BREATHING ZONE (ppm) (initial) _____ (vented to) _____

FINAL PUMP DEPTH (ft btoc) 40

SAMPLER'S SIGNATURE

WELL SAMPLE TIME 1221 DUPLICATE SAMPLE TIME —

Time	Activity	Water Level (ft btoc)	Pump Depth (ft btoc)	Temp (°C)	EC (ms/cm)	pH	Turbidity (NTU)	Dissolved Oxygen (mg/L)	ORP (mV)	Color	Volume Purged (gals / ml)	Well/Pump Volumes Purged	Flow Rate (GPM ml/min)
1151	start pre	16.02	40	—	—	—	—	—	—	—	0	0	200
1156	monitoring	16.34	↓	20.95	1.370	6.41	13.8	2.51	-8.1	clear	1000	0.01	↓
1201	↓	16.42	↓	21.03	1.395	6.29	84.4	0.52	-24.3	cloudy	2000	0.02	↓
1206	↓	16.44	↓	21.14	1.391	6.24	194	0.37	-33.0	cloudy	3000	0.03	↓
1211	↓	16.46	↓	21.09	1.378	6.22	136	0.35	-40.6	cloudy	4000	0.05	↓
1216	↓	16.47	↓	21.14	1.376	6.22	74.7	0.33	-40.6	cloudy	5000	0.06	↓
1221	sampling	16.47	↓	20.95	1.379	6.19	70.3	6.30	-47.7	cloudy	6000	0.07	↓

Alkalinity (ppm) — **Fe+2 (ppm)** — **Taken, immediately before sampling**

Water level at time of sampling (ft btoc): 16.47 **Turbidity at time of sampling:** 70.3

Comments:

PARAMETERS FOR WATER QUALITY STABILIZATION

Temperature ± 1°C	Conductivity ± 5%
pH ± 0.1	Turbidity ≤ 5 NTUs

Note: All water levels and pump depths are measured from the notch in the top of the well casing. If volatiles are detected in the breathing zone during the initial screening, the breathing zone will be periodically monitored during purging and sampling activities and recorded in the logbook.

TETRA TECH, INC.
348 W Hospitality Ln. Suite 100
San Bernardino, CA 92408
Telephone (909) 381-1674
Telefax (909) 889-1391

GROUNDWATER MONITORING WELL
FIELD DATA LOG SHEET - SAMPLING

DATE 6/8/06 SITE NAME / NUMBER 1

PROGRAM NAME LMC Beaumont

MONITORING WELL IDENTIFICATION P-04

SAMPLE I.D. P-04 DUPLICATE I.D. —

STATIC WATER LEVEL (ft btoc) 19.92 WELL DEPTH (ft btoc) 50.10

WATER COLUMN (feet) 30.18 CASING/TUBE DIAMETER (in/ft) ~~3~~ 2"

WELL/PUMP VOLUME (V) (~~gals~~) ml 18643 3 v (~~gals~~) ml 55930

PURGING DEVICE: ☐ Grundfos Pump ☒ Peristaltic Pump ☐ Bladder Pump

SAMPLING DEVICE: ☒ Purging Pump ☐ Disposable Bailer ☐ _____

OVA: ☐ FID ☑ PID In Casing (ppm) (initial) 0 (vented to) _____

IN BREATHING ZONE (ppm) (initial) 0 (vented to) _____

FINAL PUMP DEPTH (ft btoc) 40

SAMPLER'S SIGNATURE [signature]

WELL SAMPLE TIME 1100 DUPLICATE SAMPLE TIME —

Time	Activity	Water Level (ft btoc)	Pump Depth (ft btoc)	Temp (°C)	EC (ms/cm)	pH	Turbidity (NTU)	Dissolved Oxygen (mg/L)	ORP (mV)	Color	Volume Purged (gals / ml)	Well/Pump Volumes Purged	Flow Rate (GPM ml/min)
1030	start purge	19.52	40	—	—	—	—	—	—	—	∅	∅	200
1035	monitoring	21.05	↓	20.9	1.325	5.73	78.1	1.39	167.6	brn	1000	0.05	↓
1040	↓	21.23	↓	21.00	1.315	5.54	32.7	0.81	148.0	cloudy	2000	0.11	↓
1045	↓	21.30	↓	21.13	1.319	5.46	15.5	0.77	137.3	clear	3000	0.16	↓
1050	↓	21.31	↓	21.16	1.317	5.41	16.1	0.72	131.9	clear	4000	0.21	↓
1055	↓	21.31	↓	21.24	1.306	5.39	5.01	0.57	125.5	clear	5000	0.27	↓
1100	sampling	21.32	↓	21.14	1.300	5.31	3.59	0.51	122.4	clear	6000	0.32	↓

Alkalinity (ppm) — **Fe+2 (ppm)** — **Taken, immediately before sampling**

Water level at time of sampling (ft btoc): 21.32 **Turbidity at time of sampling:** 3.59

Comments: _____

PARAMETERS FOR WATER QUALITY STABILIZATION

Temperature ± 1°C	Conductivity ± 5%
pH ± 0.1	Turbidity ≤ 5 NTUs

Note: All water levels and pump depths are measured from the notch in the top of the well casing. If volatiles are detected in the breathing zone during the initial screening, the breathing zone will be periodically monitored during purging and sampling activities and recorded in the logbook.

TETRA TECH, INC.
348 W Hospitality Ln. Suite 100
San Bernardino, CA 92408
Telephone (909) 381-1674
Telefax (909) 889-1391

GROUNDWATER MONITORING WELL
FIELD DATA LOG SHEET - SAMPLING

DATE 6/8/06 SITE NAME / NUMBER 1

PROGRAM NAME LMC Beaumont

MONITORING WELL IDENTIFICATION ~~MW~~ P-02

SAMPLE I.D. P-02 DUPLICATE I.D. ____

STATIC WATER LEVEL (ft btoc) 14.71 WELL DEPTH (ft btoc) 36.62

WATER COLUMN (feet) 21.91 CASING/TUBE DIAMETER (in/ft) 4"

WELL/PUMP VOLUME (V) ~~(gals)~~ ml 54138 3 v (~~gals~~) ml 162415

PURGING DEVICE: ☐ Grundfos Pump ☒ Peristaltic Pump ☐ Bladder Pump

SAMPLING DEVICE: ☒ Purging Pump ☐ Disposable Bailer ☐ ____

OVA: ☐ FID ☐ PID In Casing (ppm) (initial) ____ (vented to) ____

IN BREATHING ZONE (ppm) (initial) ____ (vented to) ____

FINAL PUMP DEPTH (ft btoc) 31

SAMPLER'S SIGNATURE [signature]

WELL SAMPLE TIME 944 DUPLICATE SAMPLE TIME ____

Time	Activity	Water Level (ft btoc)	Pump Depth (ft btoc)	Temp (°C)	EC (ms/cm)	pH	Turbidity (NTU)	Dissolved Oxygen (mg/L)	ORP (mV)	Color	Volume Purged (gals / ml)	Well/Pump Volumes Purged	Flow Rate (GPM ml/min)
0914	start purge	14.71	31	—	—	—	—	—	—	—	0	0	200
0919	monitoring	15.49	↓	20.50	0.836	6.26	5.62	0.97	206.6	clear	1000	0.02	↓
0924	↓	15.53	↓	20.45	0.845	6.22	4.59	0.58	174.3	clear	2000	0.04	↓
0929	↓	15.57	↓	20.55	0.844	6.21	3.99	0.47	145.2	clear	3000	0.06	↓
0934	↓	15.59	↓	20.58	0.843	6.21	2.73	0.40	119.5	clear	4000	0.07	↓
0939	↓	15.59	↓	20.59	0.837	6.21	1.90	0.35	103.8	clear	5000	0.09	↓
0944	sampling	15.59	↓	20.66	0.837	6.19	1.80	0.33	95.1	clear	6000	0.11	↓

Alkalinity (ppm) — Fe+2 (ppm) — Taken, immediately before sampling

Water level at time of sampling (ft btoc): 15.59 Turbidity at time of sampling: 1.80

Comments: ____

PARAMETERS FOR WATER QUALITY STABILIZATION

Temperature ± 1°C	Conductivity ± 5%
pH ± 0.1	Turbidity ≤ 5 NTUs

Note: All water levels and pump depths are measured from the notch in the top of the well casing. If volatiles are detected in the breathing zone during the initial screening, the breathing zone will be periodically monitored during purging and sampling activities and recorded in the logbook.

TETRA TECH, INC.
348 W Hospitality Ln. Suite 100
San Bernardino, CA 92408
Telephone (909) 381-1674
Telefax (909) 889-1391

GROUNDWATER MONITORING WELL
FIELD DATA LOG SHEET - SAMPLING

DATE 6/8/010 SITE NAME / NUMBER 1

PROGRAM NAME LMC Beaumont

MONITORING WELL IDENTIFICATION MW-13

SAMPLE I.D. MW-13 DUPLICATE I.D. _____

STATIC WATER LEVEL (ft btoc) 11.22 WELL DEPTH (ft btoc) 37.84

WATER COLUMN (feet) 26.62 CASING/TUBE DIAMETER (in/ft) 4"

WELL/PUMP VOLUME (V) (~~gals~~) 1 v 65776 3 v (gals) 197329

PURGING DEVICE: ☐ Grundfos Pump ☒ Peristaltic Pump ☐ Bladder Pump

SAMPLING DEVICE: ☒ Purging Pump ☐ Disposable Bailer ☐ _____

OVA: ☐ FID ☒ PID In Casing (ppm) (initial) _____ (vented to) _____

IN BREATHING ZONE (ppm) (initial) _____ (vented to) _____

FINAL PUMP DEPTH (ft btoc) 32

SAMPLER'S SIGNATURE

WELL SAMPLE TIME 854 DUPLICATE SAMPLE TIME —

Time	Activity	Water Level (ft btoc)	Pump Depth (ft btoc)	Temp (°C)	EC (ms/cm)	pH	Turbidity (NTU)	Dissolved Oxygen (mg/L)	ORP (mV)	Color	Volume Purged (gals / ml)	Well/Pump Volumes Purged	Flow Rate (GPM ml/min)
0824	start purge	11.22	32	—	—	—	—	—	—	—	0	0	200
0829	monitoring	11.31	↓	19.77	0.714	6.30	7.35	1.60	132.4	clear	1000	0.02	↓
0834	↓	11.32		19.73	0.716	6.32	13.3	0.86	117.8	clear	2000	0.03	
0839		11.32		19.74	0.715	6.32	7.72	0.70	110.6	clear	3000	0.05	
0844		11.32		19.72	0.714	6.32	8.24	0.73	107.9	clear	4000	0.06	
0849	↓	11.32		19.67	0.713	6.32	5.81	0.60	103.2	clear	5000	0.08	
0854	sampling	11.33	↓	19.69	0.710	6.32	5.55	0.54	94.3	clear	6000	0.09	↓

Alkalinity (ppm) — **Fe+2 (ppm)** _____ **Taken, immediately before sampling**

Water level at time of sampling (ft btoc): 11.33 **Turbidity at time of sampling:** 5.55

Comments:

PARAMETERS FOR WATER QUALITY STABILIZATION	
Temperature ± 1°C	Conductivity ± 5%
pH ± 0.1	Turbidity ≤ 5 NTUs

Note: All water levels and pump depths are measured from the notch in the top of the well casing. If volatiles are detected in the breathing zone during the initial screening, the breathing zone will be periodically monitored during purging and sampling activities and recorded in the logbook.

TETRA TECH, INC.
348 W Hospitality Ln. Suite 100
San Bernardino, CA 92408
Telephone (909) 381-1674
Telefax (909) 889-1391

GROUNDWATER MONITORING WELL
FIELD DATA LOG SHEET - SAMPLING

DATE 6/7/06 SITE NAME / NUMBER 1

PROGRAM NAME LMC Beaumont

MONITORING WELL IDENTIFICATION OW-02

SAMPLE I.D. OW-02 DUPLICATE I.D. OW-102

STATIC WATER LEVEL (ft btoc) Artesian WELL DEPTH (ft btoc) 19.81

WATER COLUMN (feet) 19.81 CASING/TUBE DIAMETER (in/ft) 4"

WELL/PUMP VOLUME (V) ~~(gals)~~ ml 48949 3 v (~~gals~~) ml 146848

PURGING DEVICE: ☐ Grundfos Pump ☒ Peristaltic Pump ☐ Bladder Pump

SAMPLING DEVICE: ☒ Purging Pump ☐ Disposable Bailer ☐ _____

OVA: ☐ FID ☒ PID In Casing (ppm) (initial) ND (vented to) _____

IN BREATHING ZONE (ppm) (initial) ND (vented to) _____

FINAL PUMP DEPTH (ft btoc) 18

SAMPLER'S SIGNATURE [signature]

WELL SAMPLE TIME 1414 DUPLICATE SAMPLE TIME 1530

Time	Activity	Water Level (ft btoc)	Pump Depth (ft btoc)	Temp (°C)	EC (ms/cm)	pH	Turbidity (NTU)	Dissolved Oxygen (mg/L)	ORP (mV)	Color	Volume Purged (gals / ml)	Well/Pump Volumes Purged	Flow Rate (GPM ml/min)
1314	start pg	Artesian	18	—	—	—	—	—	—	—	0	0	200
1349	monitoring	0.17	↓	20.00	0.196	6.58	2.82	2.97	61.9	clear	1000	0.02	↓
1354	↓	0.15	↓	20.05	0.191	6.44	1.06	2.87	60.8	clear	2000	0.04	
1359		0.13	↓	20.04	0.189	6.38	2.01	2.79	58.8	clear	3000	0.06	
1404		0.16	↓	19.99	0.188	6.30	0.44	2.77	58.4	clear	4000	0.08	
1409	↓	0.15	↓	20.04	0.188	6.24	0.05	2.76	55.5	clear	5000	0.10	
1414	sampling	0.14	↓	20.00	0.187	6.27	1.03	2.77	52.6	clear	6000	0.12	↓

Alkalinity (ppm) — **Fe+2 (ppm)** — **Taken, immediately before sampling**

Water level at time of sampling (ft btoc): 0.14 **Turbidity at time of sampling:** 1.03

Comments:

PARAMETERS FOR WATER QUALITY STABILIZATION	
Temperature ± 1°C	Conductivity ± 5%
pH ± 0.1	Turbidity ≤ 5 NTUs

Note: All water levels and pump depths are measured from the notch in the top of the well casing. If volatiles are detected in the breathing zone during the initial screening, the breathing zone will be periodically monitored during purging and sampling activities and recorded in the logbook.

TETRA TECH, INC.
348 W Hospitality Ln. Suite 100
San Bernardino, CA 92408
Telephone (909) 381-1674
Telefax (909) 889-1391

GROUNDWATER MONITORING WELL
FIELD DATA LOG SHEET - SAMPLING

DATE 6/7/06 SITE NAME / NUMBER 1

PROGRAM NAME LMC Basin A

MONITORING WELL IDENTIFICATION MW-08

SAMPLE I.D. MW-08 DUPLICATE I.D. —

STATIC WATER LEVEL (ft btoc) 10.24 WELL DEPTH (ft btoc) 35.3

WATER COLUMN (feet) 25.06 CASING/TUBE DIAMETER (in/ft) 4"

WELL/PUMP VOLUME (V) (~~gals~~) ml 61922 3 v (~~gals~~) ml 185765

PURGING DEVICE: ☐ Grundfos Pump ☒ Peristaltic Pump ☐ Bladder Pump

SAMPLING DEVICE: ☒ Purging Pump ☐ Disposable Bailer ☐ _____

OVA: ☐ FID ☒ PID In Casing (ppm) (initial) _____ (vented to) _____

IN BREATHING ZONE (ppm) (initial) _____ (vented to) _____

FINAL PUMP DEPTH (ft btoc) 25

SAMPLER'S SIGNATURE [signature]

WELL SAMPLE TIME 1328 DUPLICATE SAMPLE TIME —

Time	Activity	Water Level (ft btoc)	Pump Depth (ft btoc)	Temp (°C)	EC (ms/cm)	pH	Turbidity (NTU)	Dissolved Oxygen (mg/L)	ORP (mV)	Color	Volume Purged (gals / ml)	Well/Pump Volumes Purged	Flow Rate (GPM ml/min)
1258	start purge	10.24	25	—	—	—	—	—	—	—	0	0	200
1303	monitoring	10.39		19.48	0.213	6.75	16.1	0.72	56.1	clear	1000	0.02	
1308		10.39		19.48	0.209	6.70	21.6	0.16	18.4	clear	2000	0.03	
1313		10.42		19.44	0.208	6.67	14.7	0.37	-8.2	clear	3000	0.05	
1318		10.38		19.43	0.208	6.56	11.6	0.31	-14.0	clear	4000	0.06	
1323		10.36		19.44	0.207	6.53	16.5	0.29	-18.4	clear	5000	0.08	
1328	sampling	10.36		19.32	0.207	6.51	15.8	0.28	-21.6	clear	6000	0.10	

Alkalinity (ppm) — **Fe+2 (ppm)** — **Taken, immediately before sampling**

Water level at time of sampling (ft btoc): 10.36 **Turbidity at time of sampling:** 15.8

Comments:

PARAMETERS FOR WATER QUALITY STABILIZATION	
Temperature ± 1°C	Conductivity ± 5%
pH ± 0.1	Turbidity ≤ 5 NTUs

Note: All water levels and pump depths are measured from the notch in the top of the well casing. If volatiles are detected in the breathing zone during the initial screening, the breathing zone will be periodically monitored during purging and sampling activities and recorded in the logbook.

TETRA TECH, INC.
348 W Hospitality Ln. Suite 100
San Bernardino, CA 92408
Telephone (909) 381-1674
Telefax (909) 889-1391

GROUNDWATER MONITORING WELL
FIELD DATA LOG SHEET - SAMPLING

DATE 6/7/06 SITE NAME / NUMBER 1

PROGRAM NAME LMC Beaumont

MONITORING WELL IDENTIFICATION MW-09

SAMPLE I.D. MW-09 DUPLICATE I.D. —

STATIC WATER LEVEL (ft btoc) Artesian WELL DEPTH (ft btoc) 119.48

WATER COLUMN (feet) 119.43 CASING/TUBE DIAMETER (in/ft) 4"

WELL/PUMP VOLUME (V) (~~gals~~ ml) 295228 3 v (~~gals~~ ml) 885684

PURGING DEVICE: ☐ Grundfos Pump ☒ Peristaltic Pump ☐ Bladder Pump

SAMPLING DEVICE: ☒ Purging Pump ☐ Disposable Bailer ☐ _____

OVA: ☐ FID ☒ PID In Casing (ppm) (initial) _____ (vented to) _____

IN BREATHING ZONE (ppm) (initial) _____ (vented to) _____

FINAL PUMP DEPTH (ft btoc) 110

SAMPLER'S SIGNATURE [signature]

WELL SAMPLE TIME 1157 DUPLICATE SAMPLE TIME —

Time	Activity	Water Level (ft btoc)	Pump Depth (ft btoc)	Temp (°C)	EC (ms/cm)	pH	Turbidity (NTU)	Dissolved Oxygen (mg/L)	ORP (mV)	Color	Volume Purged (gals / ml)	Well/Pump Volumes Purged	Flow Rate (GPM ml/min)
1127	start purge	Artesian	110								0	0	500
1132	monitoring			19.84	0.231	6.72	0.40	0.90	-316	clear	2500	0.01	
1137				19.73	0.227	6.73	0.21	0.39	-136.6	clear	5000	0.02	
1142				19.74	0.228	6.71	0.23	0.31	-154.9	clear	7500	0.03	
1147				19.80	0.227	6.71	0.38	0.27	-152.8	clear	10000	0.03	
1152	↓			19.78	0.228	6.69	0.29	0.24	-149.6	clear	12500	0.04	
1157	sampling	↓	↓	19.72	0.228	6.68	0.04	0.24	-149.9	clear	15000	0.05	↓

Alkalinity (ppm) — Fe+2 (ppm) — Taken, immediately before sampling

Water level at time of sampling (ft btoc): Artesian Turbidity at time of sampling: 0.04

Comments: _____

PARAMETERS FOR WATER QUALITY STABILIZATION

Temperature ± 1°C	Conductivity ± 5%
pH ± 0.1	Turbidity ≤ 5 NTUs

Note: All water levels and pump depths are measured from the notch in the top of the well casing. If volatiles are detected in the breathing zone during the initial screening, the breathing zone will be periodically monitored during purging and sampling activities and recorded in the logbook.

TETRA TECH, INC.
348 W Hospitality Ln. Suite 100
San Bernardino, CA 92408
Telephone (909) 381-1674
Telefax (909) 889-1391

GROUNDWATER MONITORING WELL
FIELD DATA LOG SHEET - SAMPLING

DATE 6/7/06 SITE NAME / NUMBER 1

PROGRAM NAME LMC Basin

MONITORING WELL IDENTIFICATION MW-18

SAMPLE I.D. MW-18 DUPLICATE I.D. —

STATIC WATER LEVEL (ft btoc) 6.90 WELL DEPTH (ft btoc) 26.06

WATER COLUMN (feet) 19.16 CASING/TUBE DIAMETER (in/ft) 4"

WELL/PUMP VOLUME (V) ~~(gals)~~ ml 47343 3 v ~~(gals)~~ ml 142030

PURGING DEVICE: ☐ Grundfos Pump ☑ Peristaltic Pump ☐ Bladder Pump

SAMPLING DEVICE: ☑ Purging Pump ☐ Disposable Bailer ☐ _____

OVA: ☐ FID ☑ PID In Casing (ppm) (initial) 0 (vented to) _____

IN BREATHING ZONE (ppm) (initial) 0 (vented to) _____

FINAL PUMP DEPTH (ft btoc) 20

SAMPLER'S SIGNATURE _____

WELL SAMPLE TIME 1102 DUPLICATE SAMPLE TIME —

Time	Activity	Water Level (ft btoc)	Pump Depth (ft btoc)	Temp (°C)	EC (ms/cm)	pH	Turbidity (NTU)	Dissolved Oxygen (mg/L)	ORP (mV)	Color	Volume Purged (gals / ml)	Well/Pump Volumes Purged	Flow Rate (GPM ml/min)
1032	start purge	6.90	20	—	—	—	—	—	—	—	∅	∅	500
1037	monitoring	7.12	↓	17.82	0.735	6.40	1.70	0.61	280	clear	2500	0.05	↓
1042	↓	7.15		17.70	0.727	6.34	1.36	0.39	10.9	clear	5000	0.11	
1047		7.18		17.84	0.714	6.31	1.07	0.33	-0.6	clear	7500	0.16	
1052		7.19		17.77	0.696	6.28	2.66	0.29	-23.2	clear	10000	0.21	
1057	↓	7.21		17.72	0.692	6.24	0.75	0.29	-20.7	clear	12500	0.26	
1102	sampling	7.20	↓	17.77	0.696	6.27	2.95	0.28	-18.5	clear	15000	0.32	↓

Alkalinity (ppm) — Fe+2 (ppm) — Taken, immediately before sampling

Water level at time of sampling (ft btoc): 7.20 Turbidity at time of sampling: 2.95

Comments: _____

PARAMETERS FOR WATER QUALITY STABILIZATION

Temperature ± 1°C	Conductivity ± 5%
pH ± 0.1	Turbidity ≤ 5 NTUs

Note: All water levels and pump depths are measured from the notch in the top of the well casing. If volatiles are detected in the breathing zone during the initial screening, the breathing zone will be periodically monitored during purging and sampling activities and recorded in the logbook.

TETRA TECH, INC.
348 W Hospitality Ln. Suite 100
San Bernardino, CA 92408
Telephone (909) 381-1674
Telefax (909) 889-1391

GROUNDWATER MONITORING WELL
FIELD DATA LOG SHEET - SAMPLING

DATE 6/7/06 SITE NAME / NUMBER 1

PROGRAM NAME LMC Beaumont

MONITORING WELL IDENTIFICATION MW-47

SAMPLE I.D. MW-47 DUPLICATE I.D. —

STATIC WATER LEVEL (ft btoc) Artesian WELL DEPTH (ft btoc) 55.27

WATER COLUMN (feet) 55.27 CASING/TUBE DIAMETER (in/ft) 4"

WELL/PUMP VOLUME (V) (~~gals~~) ml 136567 3 v (~~gals~~) ml 409706

PURGING DEVICE: ☐ Grundfos Pump ☒ Peristaltic Pump ☐ Bladder Pump

SAMPLING DEVICE: ☒ Purging Pump ☐ Disposable Bailer ☐ _____

OVA: ☐ FID ☒ PID In Casing (ppm) (initial) _____ (vented to) _____

IN BREATHING ZONE (ppm) (initial) _____ (vented to) _____

FINAL PUMP DEPTH (ft btoc) 50

SAMPLER'S SIGNATURE

WELL SAMPLE TIME 953 DUPLICATE SAMPLE TIME —

Time	Activity	Water Level (ft btoc)	Pump Depth (ft btoc)	Temp (°C)	EC (ms/cm)	pH	Turbidity (NTU)	Dissolved Oxygen (mg/L)	ORP (mV)	Color	Volume Purged (~~gals~~/ ml)	Well/Pump Volumes Purged	Flow Rate (~~GPM~~ ml/min)
0923	start purg	Artes	50	—	—					—	0	0	500
0928	monitoring			18.74	0.201	6.29	0.68	1.90	148.2	clear	2500	0.02	
0933				18.76	0.200	6.24	0.91	1.75	142.3	clear	5000	0.04	
0938				18.83	0.200	6.18	1.05	1.63	136.2	clear	7500	0.05	
0943				18.91	0.199	6.12	0.28	1.58	135.3	clear	10000	0.07	
0948	↓			18.96	0.199	6.11	0.36	1.62	128.8	clear	12500	0.09	
0953	sampling	↓	↓	18.96	0.199	6.10	0.23	1.59	126.3	clear	15000	0.11	↓

Alkalinity (ppm) — Fe+2 (ppm) — Taken, immediately before sampling

Water level at time of sampling (ft btoc): Artesian Turbidity at time of sampling: 0.23

Comments:

PARAMETERS FOR WATER QUALITY STABILIZATION

Temperature ± 1°C	Conductivity ± 5%
pH ± 0.1	Turbidity ≤ 5 NTUs

Note: All water levels and pump depths are measured from the notch in the top of the well casing. If volatiles are detected in the breathing zone during the initial screening, the breathing zone will be periodically monitored during purging and sampling activities and recorded in the logbook.

TETRA TECH, INC.
348 W Hospitality Ln. Suite 100
San Bernardino, CA 92408
Telephone (909) 381-1674
Telefax (909) 889-1391

GROUNDWATER MONITORING WELL
FIELD DATA LOG SHEET - SAMPLING

DATE 6/7/06 SITE NAME / NUMBER 1

PROGRAM NAME LMC Bennt

MONITORING WELL IDENTIFICATION MW-37

SAMPLE I.D. MW-37 DUPLICATE I.D. —

STATIC WATER LEVEL (ft btoc) 25.46 WELL DEPTH (ft btoc) 62.89

WATER COLUMN (feet) 37.43 CASING/TUBE DIAMETER (in/ft) 4"

WELL/PUMP VOLUME (V) ~~(gals)~~ ml 92487 3 v (~~gals~~) ml 277462

PURGING DEVICE: ☐ Grundfos Pump ☒ Peristaltic Pump ☐ Bladder Pump

SAMPLING DEVICE: ☒ Purging Pump ☐ Disposable Bailer ☐ _____

OVA: ☐ FID ☒ PID In Casing (ppm) (initial) ND (vented to) _____

IN BREATHING ZONE (ppm) (initial) ND (vented to) _____

FINAL PUMP DEPTH (ft btoc) 57

SAMPLER'S SIGNATURE [signature]

WELL SAMPLE TIME 851 DUPLICATE SAMPLE TIME —

Time	Activity	Water Level (ft btoc)	Pump Depth (ft btoc)	Temp (°C)	EC (ms/cm)	pH	Turbidity (NTU)	Dissolved Oxygen (mg/L)	ORP (mV)	Color	Volume Purged (gals / ml)	Well/Pump Volumes Purged	Flow Rate (GPM ml/min)
821	startpg	25.46	57	—	—	—	—	—	—	—	0	0	100
826	monitoring	25.74	↓	18.28	0.362	6.30	5.17	1.59	135.8	clear	500	0.01	↓
831	↓	25.77		18.27	0.351	6.28	3.12	1.04	136.6	clear	1000	0.01	
836		25.78		18.24	0.346	6.29	3.35	0.79	133.3	clear	1500	0.02	
841		25.76		18.52	0.346	6.36	3.86	0.69	125.5	clear	2000	0.02	
846	↓	25.79		18.47	0.346	6.38	1.32	0.65	120.3	clear	2500	0.03	
851	sampling	25.78	↓	18.50	0.346	6.40	2.04	0.59	118.5	clear	3000	0.03	↓

Alkalinity (ppm) — Fe+2 (ppm) — Taken, immediately before sampling

Water level at time of sampling (ft btoc): 25.78 Turbidity at time of sampling: 2.04

Comments: _____

PARAMETERS FOR WATER QUALITY STABILIZATION

Temperature ± 1°C	Conductivity ± 5%
pH ± 0.1	Turbidity ≤ 5 NTUs

Note: All water levels and pump depths are measured from the notch in the top of the well casing. If volatiles are detected in the breathing zone during the initial screening, the breathing zone will be periodically monitored during purging and sampling activities and recorded in the logbook.

mw 3 69.29

mw 1 53.26

mw 5 37.25

TETRA TECH, INC.
348 W Hospitality Ln. Suite 100
San Bernardino, CA 92408
Telephone (909) 381-1674
Telefax (909) 889-1391

GROUNDWATER MONITORING WELL
FIELD DATA LOG SHEET - SAMPLING

DATE 6/5/06 SITE NAME / NUMBER Site 1

PROGRAM NAME LMC Barnet

MONITORING WELL IDENTIFICATION SW-03

SAMPLE I.D. SW-03 DUPLICATE I.D. —

STATIC WATER LEVEL (ft btoc) — WELL DEPTH (ft btoc) —

WATER COLUMN (feet) — CASING/TUBE DIAMETER (in/ft) —

WELL/PUMP VOLUME (V) (gals) — 3 v (gals) —

PURGING DEVICE: ~~☐ Grundfos Pump ☐ Peristaltic Pump~~ ☐ Bladder Pump

SAMPLING DEVICE: ~~☐ Purging Pump ☐ Disposable Bailer~~ ☐ —

OVA: ☐ FID ☑ PID In Casing (ppm) (initial) 0.7 (vented to) —

IN BREATHING ZONE (ppm) (initial) 2.9 (vented to) —

FINAL PUMP DEPTH (ft btoc) —

SAMPLER'S SIGNATURE

WELL SAMPLE TIME 1130 DUPLICATE SAMPLE TIME —

Time	Activity	Water Level (ft btoc)	Pump Depth (ft btoc)	Temp (°C)	EC (ms/cm)	pH	Turbidity (NTU)	Dissolved Oxygen (mg/L)	ORP (mV)	Color	Volume Purged (gals / ml)	Well/Pump Volumes Purged	Flow Rate (GPM ml/min)
1130	collect sample	—	—	17.9	0.172	7.25	176	7.11	+12.1	cloudy	—	—	—

Alkalinity (ppm) — Fe+2 (ppm) — Taken, immediately before sampling

Water level at time of sampling (ft btoc): — Turbidity at time of sampling: 176

Comments: pnt 007

PARAMETERS FOR WATER QUALITY STABILIZATION

Temperature ± 1°C	Conductivity ± 5%
pH ± 0.1	Turbidity ≤ 5 NTUs

Note: All water levels and pump depths are measured from the notch in the top of the well casing. If volatiles are detected in the breathing zone during the initial screening, the breathing zone will be periodically monitored during purging and sampling activities and recorded in the logbook.

TETRA TECH, INC.
348 W Hospitality Ln. Suite 100
San Bernardino, CA 92408
Telephone (909) 381-1674
Telefax (909) 889-1391

GROUNDWATER MONITORING WELL
FIELD DATA LOG SHEET - SAMPLING

DATE 6/5/09 SITE NAME / NUMBER Site 1

PROGRAM NAME LMC Basin

MONITORING WELL IDENTIFICATION SCW-04

SAMPLE I.D. SCW-04 DUPLICATE I.D. —

STATIC WATER LEVEL (ft btoc) — WELL DEPTH (ft btoc) —

WATER COLUMN (feet) — CASING/TUBE DIAMETER (in/ft) —

WELL/PUMP VOLUME (V) (gals) — 3 v (gals) —

PURGING DEVICE: ☐ Grundfos Pump ☐ Peristaltic Pump ☐ Bladder Pump

SAMPLING DEVICE: ☐ Purging Pump ☐ Disposable Bailer ☐ —

OVA: ☐ FID ☒ PID In Casing (ppm) (initial) ND (vented to) —

IN BREATHING ZONE (ppm) (initial) ND (vented to) —

FINAL PUMP DEPTH (ft btoc) —

SAMPLER'S SIGNATURE [signature]

WELL SAMPLE TIME 1115 DUPLICATE SAMPLE TIME —

Time	Activity	Water Level (ft btoc)	Pump Depth (ft btoc)	Temp (°C)	EC (ms/cm)	pH	Turbidity (NTU)	Dissolved Oxygen (mg/L)	ORP (mV)	Color	Volume Purged (gals / ml)	Well/Pump Volumes Purged	Flow Rate (GPM ml/min)
1115	collect sample	—	—	27.33	0.375	7.40	+200	1.76	-189.7	brn	—	—	—

Alkalinity (ppm) — Fe+2 (ppm) — Taken, immediately before sampling

Water level at time of sampling (ft btoc): — Turbidity at time of sampling: —

Comments: pH OOC

PARAMETERS FOR WATER QUALITY STABILIZATION	
Temperature ± 1°C	Conductivity ± 5%
pH ± 0.1	Turbidity ≤ 5 NTUs

Note: All water levels and pump depths are measured from the notch in the top of the well casing. If volatiles are detected in the breathing zone during the initial screening, the breathing zone will be periodically monitored during purging and sampling activities and recorded in the logbook.

TETRA TECH, INC.
348 W Hospitality Ln. Suite 100
San Bernardino, CA 92408
Telephone (909) 381-1674
Telefax (909) 889-1391

GROUNDWATER MONITORING WELL
FIELD DATA LOG SHEET - SAMPLING

DATE 6/5/06 SITE NAME / NUMBER Site 1

PROGRAM NAME LMC Bennt

MONITORING WELL IDENTIFICATION SW-02

SAMPLE I.D. SW-02 DUPLICATE I.D. SW-102

STATIC WATER LEVEL (ft btoc) — WELL DEPTH (ft btoc) —

WATER COLUMN (feet) — CASING/TUBE DIAMETER (in/ft) —

WELL/PUMP VOLUME (V) (gals) — 3 v (gals) —

PURGING DEVICE: ☐ Grundfos Pump ☐ Peristaltic Pump ☐ Bladder Pump

SAMPLING DEVICE: ☐ ~~Purging Pump~~ ☐ ~~Disposable Bailer~~ ☐ —

OVA: ☐ FID ☒ PID In Casing (ppm) (initial) ND (vented to) —

IN BREATHING ZONE (ppm) (initial) ND (vented to) —

FINAL PUMP DEPTH (ft btoc) —

SAMPLER'S SIGNATURE [signature]

WELL SAMPLE TIME 1045 DUPLICATE SAMPLE TIME 1145

Time	Activity	Water Level (ft btoc)	Pump Depth (ft btoc)	Temp (°C)	EC (ms/cm)	pH	Turbidity (NTU)	Dissolved Oxygen (mg/L)	ORP (mV)	Color	Volume Purged (gals / ml)	Well/Pump Volumes Purged	Flow Rate (GPM ml/min)
1045	collect sample	—	—	20.17	0.218	7.77	+200	2.82	-191.5	brn	—	—	—

Alkalinity (ppm) — Fe+2 (ppm) — Taken, immediately before sampling

Water level at time of sampling (ft btoc): — Turbidity at time of sampling: —

Comments: dup sample collected @ this locality pnt 005

PARAMETERS FOR WATER QUALITY STABILIZATION

Temperature ± 1°C	Conductivity ± 5%
pH ± 0.1	Turbidity ≤ 5 NTUs

Note: All water levels and pump depths are measured from the notch in the top of the well casing. If volatiles are detected in the breathing zone during the initial screening, the breathing zone will be periodically monitored during purging and sampling activities and recorded in the logbook.

TETRA TECH, INC.
348 W Hospitality Ln. Suite 100
San Bernardino, CA 92408
Telephone (909) 381-1674
Telefax (909) 889-1391

GROUNDWATER MONITORING WELL
FIELD DATA LOG SHEET - SAMPLING

DATE 6/5/06 SITE NAME / NUMBER Site 1

PROGRAM NAME LMC Bennt

MONITORING WELL IDENTIFICATION FSW-June 06

SAMPLE I.D. FSW-June 06 DUPLICATE I.D. —

STATIC WATER LEVEL (ft btoc) — WELL DEPTH (ft btoc) —

WATER COLUMN (feet) — CASING/TUBE DIAMETER (in/ft) —

WELL/PUMP VOLUME (V) (gals) — 3 v (gals) —

PURGING DEVICE: ☐ ~~Grundfos Pump~~ ☐ ~~Peristaltic Pump~~ ☐ ~~Bladder Pump~~

SAMPLING DEVICE: ~~☐ Purging Pump~~ ~~☐ Disposable Bailer~~ ☐ —

OVA: ☐ FID ☒ PID In Casing (ppm) (initial) ND (vented to) —

IN BREATHING ZONE (ppm) (initial) ND (vented to) —

FINAL PUMP DEPTH (ft btoc) —

SAMPLER'S SIGNATURE

WELL SAMPLE TIME 1015 DUPLICATE SAMPLE TIME —

Time	Activity	Water Level (ft btoc)	Pump Depth (ft btoc)	Temp (°C)	EC (ms/cm)	pH	Turbidity (NTU)	Dissolved Oxygen (mg/L)	ORP (mV)	Color	Volume Purged (gals / ml)	Well/Pump Volumes Purged	Flow Rate (GPM ml/min)
1015	collect sample	—	—	19.28	0.697	7.53	+200	3.72	62.8	brn	—	—	—

Alkalinity (ppm) — Fe+2 (ppm) — Taken, immediately before sampling

Water level at time of sampling (ft btoc): — Turbidity at time of sampling: —

Comments: pnt 004

PARAMETERS FOR WATER QUALITY STABILIZATION	
Temperature ± 1°C	Conductivity ± 5%
pH ± 0.1	Turbidity ≤ 5 NTUs

Note: All water levels and pump depths are measured from the notch in the top of the well casing. If volatiles are detected in the breathing zone during the initial screening, the breathing zone will be periodically monitored during purging and sampling activities and recorded in the logbook.

TETRA TECH, INC.
348 W Hospitality Ln. Suite 100
San Bernardino, CA 92408
Telephone (909) 381-1674
Telefax (909) 889-1391

GROUNDWATER MONITORING WELL
FIELD DATA LOG SHEET - SAMPLING

DATE 6/5/06 SITE NAME / NUMBER Site 1

PROGRAM NAME LMC Bennt

MONITORING WELL IDENTIFICATION SW-06

SAMPLE I.D. SW-06 DUPLICATE I.D. —

STATIC WATER LEVEL (ft btoc) — WELL DEPTH (ft btoc) —

WATER COLUMN (feet) — CASING/TUBE DIAMETER (in/ft) —

WELL/PUMP VOLUME (V) (gals) — 3 v (gals) —

PURGING DEVICE: ☐ ~~Grundfos Pump~~ ☐ Peristaltic Pump ☐ ~~Bladder Pump~~

SAMPLING DEVICE: ☐ ~~Purging Pump~~ ☐ Disposable Bailer ☐

OVA: ☐ FID ☒ PID In Casing (ppm) (initial) 0.0 (vented to) —

IN BREATHING ZONE (ppm) (initial) 0.0 (vented to) —

FINAL PUMP DEPTH (ft btoc) —

SAMPLER'S SIGNATURE [signature]

WELL SAMPLE TIME 945 DUPLICATE SAMPLE TIME —

Time	Activity	Water Level (ft btoc)	Pump Depth (ft btoc)	Temp (°C)	EC (ms/cm)	pH	Turbidity (NTU)	Dissolved Oxygen (mg/L)	ORP (mV)	Color	Volume Purged (gals / ml)	Well/Pump Volumes Purged	Flow Rate (GPM ml/min)
945	collect sample	—	—	19.95	0.708	7.74	8.50	9.96	23.2	clear	—	—	—

Alkalinity (ppm) — Fe+2 (ppm) — Taken, immediately before sampling

Water level at time of sampling (ft btoc): — Turbidity at time of sampling: 8.50

Comments: ent 003

PARAMETERS FOR WATER QUALITY STABILIZATION

Temperature ± 1°C	Conductivity ± 5%
pH ± 0.1	Turbidity ≤ 5 NTUs

Note: All water levels and pump depths are measured from the notch in the top of the well casing. If volatiles are detected in the breathing zone during the initial screening, the breathing zone will be periodically monitored during purging and sampling activities and recorded in the logbook.

TETRA TECH, INC.
348 W Hospitality Ln. Suite 100
San Bernardino, CA 92408
Telephone (909) 381-1674
Telefax (909) 889-1391

GROUNDWATER MONITORING WELL
FIELD DATA LOG SHEET - SAMPLING

DATE ~~Sept~~ 6/5/04 SITE NAME / NUMBER Site 1

PROGRAM NAME LMC Beaumont

MONITORING WELL IDENTIFICATION SW-07

SAMPLE I.D. SW07 DUPLICATE I.D. —

STATIC WATER LEVEL (ft btoc) — WELL DEPTH (ft btoc) —

WATER COLUMN (feet) — CASING/TUBE DIAMETER (in/ft) —

WELL/PUMP VOLUME (V) (gals) — 3 v (gals) —

PURGING DEVICE: ☐ ~~Grundfos Pump~~ ☐ ~~Peristaltic Pump~~ ☐ ~~Bladder Pump~~

SAMPLING DEVICE: ☐ ~~Purging Pump~~ ☐ Disposable Bailer ☐ ——

OVA: ☐ FID ☒ ~~PID~~ In Casing (ppm) (initial) 0.0 (vented to) —

IN BREATHING ZONE (ppm) (initial) 0.0 (vented to) —

FINAL PUMP DEPTH (ft btoc) —

SAMPLER'S SIGNATURE [signature]

WELL SAMPLE TIME 855 DUPLICATE SAMPLE TIME —

Time	Activity	Water Level (ft btoc)	Pump Depth (ft btoc)	Temp (°C)	EC (ms/cm)	pH	Turbidity (NTU)	Dissolved Oxygen (mg/L)	ORP (mV)	Color	Volume Purged (gals / ml)	Well/Pump Volumes Purged	Flow Rate (GPM ml/min)
855	collect Sample	—	—	22.50	0.710	7.65	9.67	8.35	55.0	clear	—	—	—

Alkalinity (ppm) — Fe+2 (ppm) — Taken, immediately before sampling

Water level at time of sampling (ft btoc): — Turbidity at time of sampling: 9.67

Comments: MS / MSD Sample pH 8.02

PARAMETERS FOR WATER QUALITY STABILIZATION

Temperature ± 1°C	Conductivity ± 5%
pH ± 0.1	Turbidity ≤ 5 NTUs

Note: All water levels and pump depths are measured from the notch in the top of the well casing. If volatiles are detected in the breathing zone during the initial screening, the breathing zone will be periodically monitored during purging and sampling activities and recorded in the logbook.

TETRA TECH, INC.
348 W Hospitality Ln. Suite 100
San Bernardino, CA 92408
Telephone (909) 381-1674
Telefax (909) 889-1391

GROUNDWATER MONITORING WELL
FIELD DATA LOG SHEET - SAMPLING

DATE 6/5/06 SITE NAME / NUMBER Site1

PROGRAM NAME LMC Bermt

MONITORING WELL IDENTIFICATION LSW-June06

SAMPLE I.D. LSW-June06 DUPLICATE I.D. —

STATIC WATER LEVEL (ft btoc) — WELL DEPTH (ft btoc) —

WATER COLUMN (feet) — CASING/TUBE DIAMETER (in/ft) —

WELL/PUMP VOLUME (V) (gals) — 3 v (gals) —

PURGING DEVICE: ~~☐ Grundfos Pump ☐ Peristaltic Pump ☐~~ Bladder Pump

SAMPLING DEVICE: ~~☐ Purging Pump ☐ Disposable Bailer~~ ☐ dip

OVA: ☐ FID ~~☒~~ PID In Casing (ppm) (initial) NP (vented to) —

IN BREATHING ZONE (ppm) (initial) NP (vented to) —

FINAL PUMP DEPTH (ft btoc) —

SAMPLER'S SIGNATURE [signature]

WELL SAMPLE TIME 813 DUPLICATE SAMPLE TIME —

Time	Activity	Water Level (ft btoc)	Pump Depth (ft btoc)	Temp (°C)	EC (ms/cm)	pH	Turbidity (NTU)	Dissolved Oxygen (mg/L)	ORP (mV)	Color	Volume Purged (gals / ml)	Well/Pump Volumes Purged	Flow Rate (GPM ml/min)
813	collect sample	—	—	19.5	0.902	6.51	+200	3.28	113.5	brn	—	—	—

Alkalinity (ppm) — Fe+2 (ppm) — Taken, immediately before sampling

Water level at time of sampling (ft btoc): — Turbidity at time of sampling: +200

Comments: pnt 001

PARAMETERS FOR WATER QUALITY STABILIZATION

Temperature ± 1°C	Conductivity ± 5%
pH ± 0.1	Turbidity ≤ 5 NTUs

Note: All water levels and pump depths are measured from the notch in the top of the well casing. If volatiles are detected in the breathing zone during the initial screening, the breathing zone will be periodically monitored during purging and sampling activities and recorded in the logbook.

TETRA TECH, INC.
348 W Hospitality Ln. Suite 100
San Bernardino, CA 92408
Telephone (909) 381-1674
Telefax (909) 889-1391

GROUNDWATER MONITORING WELL
FIELD DATA LOG SHEET - SAMPLING

DATE 6/6/06 SITE NAME / NUMBER 1

PROGRAM NAME LMC Basin

MONITORING WELL IDENTIFICATION MW-43

SAMPLE I.D. MW-43 DUPLICATE I.D. —

STATIC WATER LEVEL (ft btoc) 3.81 WELL DEPTH (ft btoc) 24.53

WATER COLUMN (feet) 20.72 CASING/TUBE DIAMETER (in/ft) 4"

WELL/PUMP VOLUME (V) (gals) 20.72 x 0.65 = 13.47 3 v (gals) 40.41

PURGING DEVICE: ☐ Grundfos Pump ☒ Peristaltic Pump ☐ Bladder Pump

SAMPLING DEVICE: ☒ Purging Pump ☐ Disposable Bailer ☐ _____

OVA: ☐ FID ☒ PID In Casing (ppm) (initial) 0 (vented to) _____

IN BREATHING ZONE (ppm) (initial) 0 (vented to) _____

FINAL PUMP DEPTH (ft btoc) 20

SAMPLER'S SIGNATURE [signature]

WELL SAMPLE TIME 1450 DUPLICATE SAMPLE TIME —

Time	Activity	Water Level (ft btoc)	Pump Depth (ft btoc)	Temp (°C)	EC (ms/cm)	pH	Turbidity (NTU)	Dissolved Oxygen (mg/L)	ORP (mV)	Color	Volume Purged (gals / ml)	Well/Pump Volumes Purged	Flow Rate (GPM ml/min)
1420	start pump	3.81	20	—	—	—	—	—	—	—	0	0	400
1425	monitoring	4.58	↓	18.86	0.183	7.37	1.81	1.59	100.8	clear	2000	0.04	↓
1430	↓	4.94		18.63	0.180	7.23	1.78	0.66	69.5	clear	4000	0.08	
1435		5.24		18.98	0.181	7.26	0.82	0.52	-30.7	clear	6000	0.12	
1440		5.33		19.21	0.182	7.31	2.48	0.40	-37.5	clear	8000	0.16	
1445	↓	5.37		19.27	0.183	7.33	2.07	0.38	-135.4	clear	10000	0.20	
1450	sampling	5.41	↓	19.33	0.183	7.30	3.52	0.38	-149.2	clear	12000	0.23	↓

Alkalinity (ppm) — Fe+2 (ppm) — Taken, immediately before sampling

Water level at time of sampling (ft btoc): 5.41 Turbidity at time of sampling: 3.52

Comments: _____

PARAMETERS FOR WATER QUALITY STABILIZATION	
Temperature ± 1°C	Conductivity ± 5%
pH ± 0.1	Turbidity ≤ 5 NTUs

Note: All water levels and pump depths are measured from the notch in the top of the well casing. If volatiles are detected in the breathing zone during the initial screening, the breathing zone will be periodically monitored during purging and sampling activities and recorded in the logbook.

TETRA TECH, INC.
348 W Hospitality Ln. Suite 100
San Bernardino, CA 92408
Telephone (909) 381-1674
Telefax (909) 889-1391

GROUNDWATER MONITORING WELL
FIELD DATA LOG SHEET - SAMPLING

DATE 6/6/06 SITE NAME / NUMBER 1

PROGRAM NAME LMC Basmt

MONITORING WELL IDENTIFICATION MW-45

SAMPLE I.D. MW-45 DUPLICATE I.D. —

STATIC WATER LEVEL (ft btoc) Artesian WELL DEPTH (ft btoc) 58.95

WATER COLUMN (feet) 58.95 CASING/TUBE DIAMETER (in/ft) 4"

WELL/PUMP VOLUME (V) (gals) 58.95 x 0.65 = 38.32 3 v (gals) 114.96

PURGING DEVICE: ☐ Grundfos Pump ☒ ~~Peristaltic~~ Pump ☐ Bladder Pump

SAMPLING DEVICE: ☒ ~~Purging~~ Pump ☐ Disposable Bailer ☐ _____

OVA: ☐ FID ☒ ~~PID~~ In Casing (ppm) (initial) ND (vented to) _____

IN BREATHING ZONE (ppm) (initial) ND (vented to) _____

FINAL PUMP DEPTH (ft btoc) 55

SAMPLER'S SIGNATURE [signature]

WELL SAMPLE TIME 1345 DUPLICATE SAMPLE TIME —

Time	Activity	Water Level (ft btoc)	Pump Depth (ft btoc)	Temp (°C)	EC (ms/cm)	pH	Turbidity (NTU)	Dissolved Oxygen (mg/L)	ORP (mV)	Color	Volume Purged (~~gals~~ / ml)	Well/Pump Volumes Purged	Flow Rate (~~GPM~~ ml/min)
1315	Startpg	Artesian	55	—	—	—	—	—	—	—	0	0	500
1320	monitoring			18.81	0.182	7.14	0.40	1.99	134.3	clear	2500	0.02	
1325				18.91	0.181	7.05	0.29	1.79	128.7	clear	5000	0.03	
1330				18.84	0.179	6.97	0.85	1.76	124.0	clear	7500	0.05	
1335				18.87	0.179	6.91	0.49	1.53	120.6	clear	10000	0.07	
1340	↓			18.90	0.180	6.89	0.66	1.64	113.9	clear	12500	0.09	
1345	sampling	↓	↓	18.94	0.180	6.88	0.22	1.80	107.8	clear	15000	0.10	↓

Alkalinity (ppm) — Fe+2 (ppm) — Taken, immediately before sampling

Water level at time of sampling (ft btoc): Artesian Turbidity at time of sampling: 0.22

Comments: _____

PARAMETERS FOR WATER QUALITY STABILIZATION	
Temperature ± 1°C	Conductivity ± 5%
pH ± 0.1	Turbidity ≤ 5 NTUs

Note: All water levels and pump depths are measured from the notch in the top of the well casing. If volatiles are detected in the breathing zone during the initial screening, the breathing zone will be periodically monitored during purging and sampling activities and recorded in the logbook.

TETRA TECH, INC.
348 W Hospitality Ln. Suite 100
San Bernardino, CA 92408
Telephone (909) 381-1674
Telefax (909) 889-1391

GROUNDWATER MONITORING WELL
FIELD DATA LOG SHEET - SAMPLING

DATE 6/16/06 SITE NAME / NUMBER 1

PROGRAM NAME LMC Basalt

MONITORING WELL IDENTIFICATION MW-18

SAMPLE I.D. MW-18 DUPLICATE I.D. —

STATIC WATER LEVEL (ft btoc) 25.22 WELL DEPTH (ft btoc) 52.10

WATER COLUMN (feet) 26.88 CASING/TUBE DIAMETER (in/ft) 4"

WELL/PUMP VOLUME (V) (~~gals~~ ml) 66410 3 v (~~gals~~ ml) 199257

PURGING DEVICE: ☐ Grundfos Pump ☒ Peristaltic Pump ☐ Bladder Pump

SAMPLING DEVICE: ☒ Purging Pump ☐ Disposable Bailer ☐ _____

OVA: ☐ FID ☒ PID In Casing (ppm) (initial) _____ (vented to) _____

IN BREATHING ZONE (ppm) (initial) _____ (vented to) _____

FINAL PUMP DEPTH (ft btoc) 47

SAMPLER'S SIGNATURE [signature]

WELL SAMPLE TIME 1148 DUPLICATE SAMPLE TIME —

Time	Activity	Water Level (ft btoc)	Pump Depth (ft btoc)	Temp (°C)	EC (ms/cm)	pH	Turbidity (NTU)	Dissolved Oxygen (mg/L)	ORP (mV)	Color	Volume Purged (~~gals~~ / ml)	Well/Pump Volumes Purged	Flow Rate (~~GPM~~ ml/min)
1118	start pump	~~25.22~~ 47	42	—							Ø	Ø	100
1123	monitoring	25.26	↓	20.92	0.562	7.37	0.73	1.41	110.1	clear	500	0.01	↓
1128	↓	25.26		20.62	0.562	7.25	0.71	0.82	98.3	clear	1000	0.02	
1133		25.26		20.76	0.562	7.21	0.64	0.64	90.6	clear	1500	0.02	
1138		25.26		20.73	0.562	7.12	0.76	0.57	79.4	clear	2000	0.03	
1143	↓	25.26		20.76	0.561	7.09	1.41	0.53	74.6	clear	2500	0.04	
1148	sampling	25.26	↓	20.69	0.560	7.06	0.75	0.50	70.7	clear	3000	0.05	↓

Alkalinity (ppm) — Fe+2 (ppm) — Taken, immediately before sampling

Water level at time of sampling (ft btoc): 25.26 Turbidity at time of sampling: 0.75

Comments: _____

PARAMETERS FOR WATER QUALITY STABILIZATION

Temperature ± 1°C	Conductivity ± 5%
pH ± 0.1	Turbidity ≤ 5 NTUs

Note: All water levels and pump depths are measured from the notch in the top of the well casing. If volatiles are detected in the breathing zone during the initial screening, the breathing zone will be periodically monitored during purging and sampling activities and recorded in the logbook.

TETRA TECH, INC.
348 W Hospitality Ln. Suite 100
San Bernardino, CA 92408
Telephone (909) 381-1674
Telefax (909) 889-1391

GROUNDWATER MONITORING WELL
FIELD DATA LOG SHEET - SAMPLING

DATE 6/6/06 SITE NAME / NUMBER 1

PROGRAM NAME LMC Baumt

MONITORING WELL IDENTIFICATION MW-15

SAMPLE I.D. MW-15 DUPLICATE I.D. —

STATIC WATER LEVEL (ft btoc) 25.23 WELL DEPTH (ft btoc) 92.70

WATER COLUMN (feet) 67.47 CASING/TUBE DIAMETER (in/ft) 4"

WELL/PUMP VOLUME (V) (gals) 67.47 x 0.65 = 43.86 3 v (gals) 131.58

PURGING DEVICE: ☐ Grundfos Pump ☒ Peristaltic Pump ☐ Bladder Pump

SAMPLING DEVICE: ☒ Purging Pump ☐ Disposable Bailer ☐ _____

OVA: ☐ FID ☒ PID In Casing (ppm) (initial) ND (vented to) _____

IN BREATHING ZONE (ppm) (initial) ND (vented to) _____

FINAL PUMP DEPTH (ft btoc) 85

SAMPLER'S SIGNATURE

WELL SAMPLE TIME 1025 DUPLICATE SAMPLE TIME —

Time	Activity	Water Level (ft btoc)	Pump Depth (ft btoc)	Temp (°C)	EC (ms/cm)	pH	Turbidity (NTU)	Dissolved Oxygen (mg/L)	ORP (mV)	Color	Volume Purged (~~gals~~ / ml)	Well/Pump Volumes Purged	Flow Rate (~~GPM~~ ml/min)
955	start pump	25.23	85	—						—	0	0	100
1000	monitoring	25.24	↓	20.92	0.516	7.39	0.85	2.51	15.6	clear	500	0.01	↓
1005	↓	25.24		21.02	0.491	7.41	0.92	1.00	-46.7	clear	1000	0.01	
1010		25.25		21.15	0.426	7.42	0.51	0.78	-60.3	clear	1500	0.01	
1015		25.25		21.26	0.425	7.45	1.26	0.69	-60.3	clear	2000	0.01	
1020	↓	25.25		21.20	0.423	7.46	0.42	0.62	-65.3	clear	2500	0.01	
1025	sampling	25.25	↓	21.09	0.422	7.41	0.75	0.58	-69.0	clear	3000	0.02	↓

Alkalinity (ppm) — Fe+2 (ppm) — Taken, immediately before sampling

Water level at time of sampling (ft btoc): 25.25 Turbidity at time of sampling: 0.75

Comments: _____

PARAMETERS FOR WATER QUALITY STABILIZATION

Temperature ± 1°C	Conductivity ± 5%
pH ± 0.1	Turbidity ≤ 5 NTUs

Note: All water levels and pump depths are measured from the notch in the top of the well casing. If volatiles are detected in the breathing zone during the initial screening, the breathing zone will be periodically monitored during purging and sampling activities and recorded in the logbook.

TETRA TECH, INC.
348 W Hospitality Ln. Suite 100
San Bernardino, CA 92408
Telephone (909) 381-1674
Telefax (909) 889-1391

GROUNDWATER MONITORING WELL
FIELD DATA LOG SHEET - SAMPLING

DATE 6/6/06 SITE NAME / NUMBER 1

PROGRAM NAME LMC Beaut

MONITORING WELL IDENTIFICATION MW-67

SAMPLE I.D. MW-67 DUPLICATE I.D. —

STATIC WATER LEVEL (ft btoc) 5.55 WELL DEPTH (ft btoc) 15.09

WATER COLUMN (feet) 9.54 CASING/TUBE DIAMETER (in/ft) 2

WELL/PUMP VOLUME (V) (gals) 9.54 x 0.65 = 6.20 3 v (gals) 18.60

PURGING DEVICE: ☐ Grundfos Pump ☒ Peristaltic Pump ☐ Bladder Pump

SAMPLING DEVICE: ☒ Purging Pump ☐ Disposable Bailer ☐ _____

OVA: ☐ FID ☑ PID In Casing (ppm) (initial) _____ (vented to) _____

IN BREATHING ZONE (ppm) (initial) _____ (vented to) _____

FINAL PUMP DEPTH (ft btoc) 12

SAMPLER'S SIGNATURE _____

WELL SAMPLE TIME _____ DUPLICATE SAMPLE TIME _____

Time	Activity	Water Level (ft btoc)	Pump Depth (ft btoc)	Temp (°C)	EC (ms/cm)	pH	Turbidity (NTU)	Dissolved Oxygen (mg/L)	ORP (mV)	Color	Volume Purged ~~(gals~~ / ml)	Well/Pump Volumes Purged	Flow Rate ~~(GPM~~ ml/min)
820	start pre	5.55	12	—	—					—	∅	∅	200
825	monitoring	5.69	↓	17.67	0.824	6.84	3.33	0.45	48.6	clear	1000	0.04	↓
830	↓	5.70		17.60	0.826	6.87	1.16	0.36	30.7	clear	2000	0.08	
835		5.70		17.53	0.825	6.90	1.13	0.32	17.1	clear	3000	0.13	
840		5.71		17.51	0.825	6.93	1.22	0.29	13.9	clear	4000	0.17	
845	↓	5.71		17.52	0.825	6.94	1.37	0.27	10.2	clear	5000	0.21	
850	sampling	5.71	↓	17.52	0.825	6.96	0.70	0.27	9.9	clear	6000	0.25	↓

Alkalinity (ppm) — Fe+2 (ppm) — Taken, immediately before sampling

Water level at time of sampling (ft btoc): 5.71 Turbidity at time of sampling: 0.70

Comments: _____

PARAMETERS FOR WATER QUALITY STABILIZATION

Temperature ± 1°C	Conductivity ± 5%
pH ± 0.1	Turbidity ≤ 5 NTUs

Note: All water levels and pump depths are measured from the notch in the top of the well casing. If volatiles are detected in the breathing zone during the initial screening, the breathing zone will be periodically monitored during purging and sampling activities and recorded in the logbook.

APPENDIX C – VALIDATED ANALYTICAL RESULTS BY METHOD

VALIDATION GUIDELINES

Validation Qualifiers

B: The sample result is less than 5 times (10 times for common organic laboratory contaminants) the blank contamination. The result qualified for blank contamination is considered not to have originated from the environmental sample, since cross-contamination is suspected.

J: The analyte was positively identified, but the analyte concentration is an estimated value.

R: The sample result is rejected and not usable for any purpose. The presence or absence of the analyte cannot be verified.

U: The analyte was analyzed for, but was not detected above the MDL.

UJ: The analyte was not detected above the MDL. However, the MDL may be elevated above the reported detection limit.

Y: Confirmation column results indicate a non-detect for the target analyte.

Qualifier Descriptors

a: The analyte was found in the method blank.

b: The surrogate spike recovery was outside control limits.

c: The Matrix Spike (MS) and/or Matrix Spike Duplicate (MSD) recoveries were outside control limits.

d: The Laboratory Control Sample (LCS) recovery was outside control limits.

e: A holding time violation occurred.

f: The duplicate samples Relative Percent Difference (RPD) was outside the control limit.

g: The datum met prescribed method criteria.

h: The method requires a confirmation result, but none was performed..

k: The analyte was found in a field blank.

l: The second column confirmation result indicates the analyte was not confirmed.

n: The laboratory case narrative indicated a QC problem.

p: The result was qualified based on professional judgement.

q: The analyte detection was below the Practical Quantitation Limit (PQL).

r: The result is above the instrument's calibration range.

t: The sample temperature was outside acceptance criteria.

Project: Beaumont						Table B - 1								
Site: 1						Analytical Data Summary								
Extraction Method: SW3520B						EPA Method E1625C								
Analytical Method: E1625C														
Matrix: Water														
Units: See below														
			Environmental Samples											
		Field ID:		MW-15				MW-18				MW-43		
		SDG:		06-06-0335				06-06-0335				06-06-0335		
		Batch ID:		060612L04				060612L04				060612L04		
Parameters	MDL		PQL	Result	Validity	Comments	PQL	Result	Validity	Comments	PQL	Result	Validity	Comments
1,4-Dioxane (µg/L)	0.40		2.0	7.9		g	2.0	4.7		g	2	11		g
N-Nitrosodimethylamine (ng/L)	0.48		2.0	<0.48	U	g	2.0	<0.48	U	g	2.0	<0.48	U	g

Project: Beaumont						Table B - 1							
Site: 1						Analytical Data Summary							
Extraction Method: SW3520B						EPA Method E1625C							
Analytical Method: E1625C													
Matrix: Water													
Units: See below													
			Environmental Samples										
		Field ID:		MW-45				MW-67					
		SDG:		06-06-0335				06-06-0335					
		Batch ID:		060612L04				060612L04					
Parameters	MDL		PQL	Result	Validity	Comments	PQL	Result	Validity	Comments			
1,4-Dioxane (µg/L)	0.40		2	10		g	2.0	<0.40	U	g			
N-Nitrosodimethylamine (ng/L)	0.48		2.0	<0.48	U	g	2.0	<0.48	U	g			

Project: Beaumont						Table B - 1								
Site: 1						Analytical Data Summary								
Extraction Method: SW3520B						EPA Method E1625C								
Analytical Method: E1625C														
Matrix: Water														
Units: See below														
			Environmental Samples											
		Field ID:		FSW-June06				LSW-June06				SW-02		
		SDG:		06-06-0336				06-06-0336				06-06-0336		
		Batch ID:		060613L06D				060613L06D				060613L06D		
Parameters	MDL		PQL	Result	Validity	Comments	PQL	Result	Validity	Comments	PQL	Result	Validity	Comments
1,4-Dioxane (µg/L)	0.40		2.0	2.4	J	e	2.0	1.0	J	e, q	2	17	J	e

Project: Beaumont						Table B - 1								
Site: 1						Analytical Data Summary								
Extraction Method: SW3520B						EPA Method E1625C								
Analytical Method: E1625C														
Matrix: Water														
Units: See below														
			Environmental Samples											
		Field ID:		SW-102				SW-03				SW-04		
		SDG:		06-06-0336				06-06-0336				06-06-0336		
		Batch ID:		060613L06D				060613L06D				060613L06D		
Parameters	MDL		PQL	Result	Validity	Comments	PQL	Result	Validity	Comments	PQL	Result	Validity	Comments
1,4-Dioxane (µg/L)	0.40		2	15	J	e	2	19	J	e	2.0	5.0	J	e

Project: Beaumont						Table B - 1								
Site: 1						Analytical Data Summary								
Extraction Method: SW3520B						EPA Method E1625C								
Analytical Method: E1625C														
Matrix: Water														
Units: See below														
			Environmental Samples											
		Field ID:		SW-06				SW-07						
		SDG:		06-06-0336				06-06-0336						
		Batch ID:		060613L06D				060613L06D						
Parameters	MDL		PQL	Result	Validity	Comments	PQL	Result	Validity	Comments				
1,4-Dioxane (µg/L)	0.40		2.0	2.8	J	e	2.0	1.9	J	e, q				
			-											

Project: Beaumont						Table B - 1								
Site: 1						Analytical Data Summary								
Extraction Method: SW3520B						EPA Method E1625C								
Analytical Method: E1625C														
Matrix: Water														
Units: See below														
			Environmental Samples											
		Field ID:		MW-08				MW-09				MW-37		
		SDG:		06-06-0548				06-06-0548				06-06-0548		
		Batch ID:		060614L05				060614L05				060614L05		
Parameters	MDL		PQL	Result	Validity	Comments	PQL	Result	Validity	Comments	PQL	Result	Validity	Comments
1,4-Dioxane (µg/L)	0.40		2.0	<0.40	U	g	2.0	4.5		g	2.0	8.8		g

Project: Beaumont						Table B - 1									
Site: 1						Analytical Data Summary									
Extraction Method: SW3520B						EPA Method E1625C									
Analytical Method: E1625C															
Matrix: Water															
Units: See below															
			Environmental Samples												
		Field ID:		MW-47				MW-48				OW-02			
		SDG:		06-06-0548				06-06-0548				06-06-0548			
		Batch ID:		060614L05				060614L05				060614L05			
Parameters	MDL		PQL	Result	Validity	Comments	PQL	Result	Validity	Comments	PQL	Result	Validity	Comments	
1,4-Dioxane (µg/L)	0.40		2.0	<0.40	U	g	2.0	<0.40	U	g	2	18		g	

Project: Beaumont						Table B - 1								
Site: 1						Analytical Data Summary								
Extraction Method: SW3520B						EPA Method E1625C								
Analytical Method: E1625C														
Matrix: Water														
Units: See below														
			Environmental Samples											
		Field ID:		OW-102										
		SDG:		06-06-0548										
		Batch ID:		060614L05										
Parameters	MDL		PQL	Result	Validity	Comments								
1,4-Dioxane (µg/L)	0.40		2	18		g								

Project: Beaumont						Table B - 1								
Site: 1						Analytical Data Summary								
Extraction Method: SW3520B						EPA Method E1625C								
Analytical Method: E1625C														
Matrix: Water														
Units: See below														
			Environmental Samples											
		Field ID:		MW-12				MW-13				MW-49		
		SDG:		06-06-0678				06-06-0678				06-06-0678		
		Batch ID:		060615L06D				060615L06D				060615L06D		
Parameters	MDL		PQL	Result	Validity	Comments	PQL	Result	Validity	Comments	PQL	Result	Validity	Comments
1,4-Dioxane (µg/L)	0.40		2.0	<0.40	U	g	2.0	<0.40	U	g	2	16		g

Project: Beaumont						Table B - 1								
Site: 1						Analytical Data Summary								
Extraction Method: SW3520B						EPA Method E1625C								
Analytical Method: E1625C														
Matrix: Water														
Units: See below														
			Environmental Samples											
		Field ID:		MW-149				P-02				P-04		
		SDG:		06-06-0678				06-06-0678				06-06-0678		
		Batch ID:		060615L06D				060615L06D				060615L06D		
Parameters	MDL		PQL	Result	Validity	Comments	PQL	Result	Validity	Comments	PQL	Result	Validity	Comments
1,4-Dioxane (µg/L)	0.40		2	17		g	2.0	<0.40	U	g	2.0	<0.40	U	g

Project: Beaumont						Table B - 1								
Site: 1						Analytical Data Summary								
Extraction Method: SW3520B						EPA Method E1625C								
Analytical Method: E1625C														
Matrix: Water														
Units: See below														
			Environmental Samples											
		Field ID:		MW-14				MW-17				MW-19		
		SDG:		06-06-0679				06-06-0679				06-06-0679		
		Batch ID:		060605L05D				060605L05D				060605L05D		
Parameters	MDL		PQL	Result	Validity	Comments	PQL	Result	Validity	Comments	PQL	Result	Validity	Comments
1,4-Dioxane (µg/L)	0.40		2.0	<0.40	U	g	2	38		g	2	73		g

Project: Beaumont						Table B - 1								
Site: 1						Analytical Data Summary								
Extraction Method: SW3520B						EPA Method E1625C								
Analytical Method: E1625C														
Matrix: Water														
Units: See below														
			Environmental Samples											
		Field ID:		MW-42										
		SDG:		06-06-0679										
		Batch ID:		060605L05D										
Parameters	MDL		PQL	Result	Validity	Comments								
1,4-Dioxane (µg/L)	0.40		2	32		g								

Project: Beaumont						Table B - 1								
Site: 1						Analytical Data Summary								
Extraction Method: SW3520B						EPA Method E1625C								
Analytical Method: E1625C														
Matrix: Water														
Units: See below														
			Environmental Samples											
		Field ID:		MW-05				MW-06						
		SDG:		06-06-0766				06-06-0766						
		Batch ID:		060616L06D				060616L06D						
Parameters	MDL		PQL	Result	Validity	Comments	PQL	Result	Validity	Comments				
1,4-Dioxane (µg/L)	0.40		2	38		g	2	32		g				

Project: Beaumont						Table B - 1								
Site: 1						Analytical Data Summary								
Extraction Method: SW3520B						EPA Method E1625C								
Analytical Method: E1625C														
Matrix: Water														
Units: See below														
			Environmental Samples											
		Field ID:		MW-162A				MW-58A				MW-58B		
		SDG:		06-06-0989				06-06-0989				06-06-0989		
		Batch ID:		060621L04D				060621L04D				060621L04D		
Parameters	MDL		PQL	Result	Validity	Comments	PQL	Result	Validity	Comments	PQL	Result	Validity	Comments
1,4-Dioxane (µg/L)	0.40		2	35		g	2.0	7.0		g	2	27		g

Project: Beaumont						Table B - 1								
Site: 1						Analytical Data Summary								
Extraction Method: SW3520B						EPA Method E1625C								
Analytical Method: E1625C														
Matrix: Water														
Units: See below														
			Environmental Samples											
		Field ID:		MW-58C				MW-58D				MW-62A		
		SDG:		06-06-0989				06-06-0989				06-06-0989		
		Batch ID:		060621L04D				060621L04D				060621L04D		
Parameters	MDL		PQL	Result	Validity	Comments	PQL	Result	Validity	Comments	PQL	Result	Validity	Comments
1,4-Dioxane (µg/L)	0.40		2	22		g	2	33		g	2	36		g

Project: Beaumont						Table B - 1								
Site: 1						Analytical Data Summary								
Extraction Method: SW3520B						EPA Method E1625C								
Analytical Method: E1625C														
Matrix: Water														
Units: See below														
			Environmental Samples											
		Field ID:		MW-11				OW-08				P-03		
		SDG:		06-06-1229				06-06-1229				06-06-1229		
		Batch ID:		060621L10D				060621L10D				060621L10D		
Parameters	MDL		PQL	Result	Validity	Comments	PQL	Result	Validity	Comments	PQL	Result	Validity	Comments
1,4-Dioxane (µg/L)	0.40		2.0	<0.40	U	g	2.0	<0.40	U	g	2.0	2.0		g

Project: Beaumont						Table B - 1								
Site: 1						Analytical Data Summary								
Extraction Method: SW3520B						EPA Method E1625C								
Analytical Method: E1625C														
Matrix: Water														
Units: See below														
			Environmental Samples											
		Field ID:	LSW-JUNE06-RESAMP					MW-30				P-05		
		SDG:		06-06-1354				06-06-1354				06-06-1354		
		Batch ID:		060627L07				060627L07				060627L07		
Parameters	MDL		PQL	Result	Validity	Comments	PQL	Result	Validity	Comments	PQL	Result	Validity	Comments
1,4-Dioxane (µg/L)	0.40		2.0	<0.40	U	g	2	11		g	2.0	<0.40	U	g
N-Nitrosodimethylamine (ng/L)	0.48										2.0	<0.48	U	g

Project: Beaumont						Table B - 1								
Site: 1						Analytical Data Summary								
Extraction Method: SW3520B						EPA Method E1625C								
Analytical Method: E1625C														
Matrix: Water														
Units: See below														
			Environmental Samples											
		Field ID:		P-105				SW-07RESAMP						
		SDG:		06-06-1354				06-06-1354						
		Batch ID:		060627L07				060627L07						
Parameters	MDL		PQL	Result	Validity	Comments	PQL	Result	Validity	Comments				
1,4-Dioxane (µg/L)	0.40		2.0	<0.40	U	g	2.0	<0.40	U	g				
N-Nitrosodimethylamine (ng/L)	0.48		2.0	<0.48	U	g								

Project: Beaumont						Table B - 1								
Site: 1						Analytical Data Summary								
Extraction Method: SW3520B						EPA Method E1625C								
Analytical Method: E1625C														
Matrix: Water														
Units: See below														
			Environmental Samples											
		Field ID:		MW-35				MW-36				OW-01		
		SDG:		06-06-1355				06-06-1355				06-06-1355		
		Batch ID:		060623L08D				060623L08D				060623L08D		
Parameters	MDL		PQL	Result	Validity	Comments	PQL	Result	Validity	Comments	PQL	Result	Validity	Comments
1,4-Dioxane (µg/L)	0.40		2.0	<0.40	U	g	2.0	<0.40	U	g	2.0	<0.40	U	g

Project: Beaumont						Table B - 1								
Site: 1						Analytical Data Summary								
Extraction Method: SW3520B						EPA Method E1625C								
Analytical Method: E1625C														
Matrix: Water														
Units: See below														
			Environmental Samples											
		Field ID:		MW-03				MW-20				MW-34		
		SDG:		06-06-1503				06-06-1503				06-06-1503		
		Batch ID:		060627L07				060627L07				060627L07		
Parameters	MDL		PQL	Result	Validity	Comments	PQL	Result	Validity	Comments	PQL	Result	Validity	Comments
1,4-Dioxane (µg/L)	0.40		2.0	<0.40	U	g	2.0	1.8	J	q	2.0	<0.40	U	g

Project: Beaumont						Table B - 1								
Site: 1						Analytical Data Summary								
Extraction Method: SW3520B						EPA Method E1625C								
Analytical Method: E1625C														
Matrix: Water														
Units: See below														
			Environmental Samples											
		Field ID:		MW-32				MW-132				MW-56B		
		SDG:		06-06-1803				06-06-1803				06-06-1803		
		Batch ID:		060705L06D				060705L06D				060705L13		
Parameters	MDL		PQL	Result	Validity	Comments	PQL	Result	Validity	Comments	PQL	Result	Validity	Comments
1,4-Dioxane (µg/L)	0.40		2.0	<0.40	U	g	2.0	<0.40	U	g	2.0	9.3		g
N-Nitrosodimethylamine (ng/L)	0.48		2.0	<0.48	U	g	2.0	<0.48	U	g				

Project: Beaumont				Table B - 1										
Site: 1				Analytical Data Summary										
Extraction Method: SW3520B				EPA Method E1625C										
Analytical Method: E1625C														
Matrix: Water														
Units: See below														
			Environmental Samples											
		Field ID:		MW-60B										
		SDG:		06-06-1803										
		Batch ID:		060705L06D										
Parameters	MDL		PQL	Result	Validity	Comments								
1,4-Dioxane (µg/L)	0.40		2.0	<0.40	U	g								
N-Nitrosodimethylamine (ng/L)	0.48		2.0	<0.48	U	g								

Project: Beaumont						Table B - 1								
Site: 1						Analytical Data Summary								
Extraction Method: SW3520B						EPA Method E1625C								
Analytical Method: E1625C														
Matrix: Water														
Units: See below														
			Environmental Samples											
		Field ID:		MW-01				MW-27				MW-31		
		SDG:		06-06-1885				06-06-1885				06-06-1885		
		Batch ID:		060705L13				060705L13				060705L13		
Parameters	MDL		PQL	Result	Validity	Comments	PQL	Result	Validity	Comments	PQL	Result	Validity	Comments
1,4-Dioxane (µg/L)	0.40		2.0	2.3		g	2.0	<0.40	U	g	2.0	<0.40	U	g

Project: Beaumont						Table B - 1							
Site: 1						Analytical Data Summary							
Extraction Method: SW3520B						EPA Method E1625C							
Analytical Method: E1625C													
Matrix: Water													
Units: See below													
			Environmental Samples										
		Field ID:		MW-53									
		SDG:		06-06-1885									
		Batch ID:		060705L13									
Parameters	MDL		PQL	Result	Validity	Comments							
1,4-Dioxane (µg/L)	0.40		2.0	7.3		g							

Project: Beaumont						Table B - 1								
Site: 1						Analytical Data Summary								
Extraction Method: SW3520B						EPA Method E1625C								
Analytical Method: E1625C														
Matrix: Water														
Units: See below														
			Environmental Samples											
		Field ID:		MW-02				MW-102				MW-61C		
		SDG:		06-07-0056				06-07-0056				06-07-0056		
		Batch ID:		060705L06D				060705L06D				060705L13		
Parameters	MDL		PQL	Result	Validity	Comments	PQL	Result	Validity	Comments	PQL	Result	Validity	Comments
1,4-Dioxane (µg/L)	0.40		2	74		g	2	79		g	2.0	2.9		g
N-Nitrosodimethylamine (ng/L)	0.48		2.0	<0.48	U	g	2.0	<0.48	U	g				

Project: Beaumont						Table B - 1								
Site: 1						Analytical Data Summary								
Extraction Method: SW3520B						EPA Method E1625C								
Analytical Method: E1625C														
Matrix: Water														
Units: See below														
			Environmental Samples											
		Field ID:		MW-46				MW-57A						
		SDG:		06-07-0161				06-07-0161						
		Batch ID:		060710L06D				060710L06D						
Parameters	MDL		PQL	Result	Validity	Comments	PQL	Result	Validity	Comments				
1,4-Dioxane (µg/L)	0.40		2.0	9.2		g	2	24		g				

Project: Beaumont						Table B - 1								
Site: 1						Analytical Data Summary								
Extraction Method: SW3520B						EPA Method E1625C								
Analytical Method: E1625C														
Matrix: Water														
Units: See below														
			Environmental Samples											
		Field ID:		IW-04				MW-07				MW-40		
		SDG:		06-07-0310				06-07-0310				06-07-0310		
		Batch ID:		060710L06D				060710L06D				060710L06D		
Parameters	MDL		PQL	Result	Validity	Comments	PQL	Result	Validity	Comments	PQL	Result	Validity	Comments
1,4-Dioxane (µg/L)	0.40		2	19		g	2.0	<0.40	U	g	2	20		g

Project: Beaumont						Table B - 1								
Site: 1						Analytical Data Summary								
Extraction Method: SW3520B						EPA Method E1625C								
Analytical Method: E1625C														
Matrix: Water														
Units: See below														
			Environmental Samples											
		Field ID:		MW-56A										
		SDG:		06-07-0310										
		Batch ID:		060710L06D										
Parameters	MDL		PQL	Result	Validity	Comments								
1,4-Dioxane (µg/L)	0.40		2.0	<0.40	U	g								

Project: Beaumont						Table B - 1								
Site: 1						Analytical Data Summary								
Extraction Method: SW3520B						EPA Method E1625C								
Analytical Method: E1625C														
Matrix: Water														
Units: See below														
			Environmental Samples											
		Field ID:		MW-54				MW-56C				MW-57C		
		SDG:		06-07-0311				06-07-0311				06-07-0311		
		Batch ID:		060710L06D				060710L06D				060710L06D		
Parameters	MDL		PQL	Result	Validity	Comments	PQL	Result	Validity	Comments	PQL	Result	Validity	Comments
1,4-Dioxane (µg/L)	0.40		2	31		g	2	15		g	2	22		g

Project: Beaumont						Table B - 1								
Site: 1						Analytical Data Summary								
Extraction Method: SW3520B						EPA Method E1625C								
Analytical Method: E1625C														
Matrix: Water														
Units: See below														
			Environmental Samples											
		Field ID:		MW-57D				MW-59C				MW-66		
		SDG:		06-07-0361				06-07-0361				06-07-0361		
		Batch ID:		060711L11				060711L11				060711L11		
Parameters	MDL		PQL	Result	Validity	Comments	PQL	Result	Validity	Comments	PQL	Result	Validity	Comments
1,4-Dioxane (µg/L)	0.40		2	25		g	2	21		g	2	31		g
N-Nitrosodimethylamine (ng/L)	0.48		2.0	<0.48	U	g					2.0	<0.48	U	g

Project: Beaumont						Table B - 1								
Site: 1						Analytical Data Summary								
Extraction Method: SW3520B						EPA Method E1625C								
Analytical Method: E1625C														
Matrix: Water														
Units: See below														
			Environmental Samples											
		Field ID:		MW-55				MW-56D				MW-57B		
		SDG:		06-07-0417				06-07-0417				06-07-0417		
		Batch ID:		060711L11				060711L11				060711L11		
Parameters	MDL		PQL	Result	Validity	Comments	PQL	Result	Validity	Comments	PQL	Result	Validity	Comments
1,4-Dioxane (µg/L)	0.40		2	28		g	2	13		g	2	22		g
N-Nitrosodimethylamine (ng/L)	0.48										2.0	<0.48	U	g

Project: Beaumont						Table B - 1								
Site: 1						Analytical Data Summary								
Extraction Method: SW3520B						EPA Method E1625C								
Analytical Method: E1625C														
Matrix: Water														
Units: See below														
			Environmental Samples											
		Field ID:		MW-157B										
		SDG:		06-07-0417										
		Batch ID:		060711L11										
Parameters	MDL		PQL	Result	Validity	Comments								
1,4-Dioxane (µg/L)	0.40		2	24		g								
N-Nitrosodimethylamine (ng/L)	0.48		2.0	<0.48	U	g								

Project: Beaumont						Table B - 1								
Site: 1						Analytical Data Summary								
Extraction Method: SW3520B						EPA Method E1625C								
Analytical Method: E1625C														
Matrix: Water														
Units: See below														
			Environmental Samples											
		Field ID:		MW-22				MW-59D				MW-60A		
		SDG:		06-07-0489				06-07-0489				06-07-0489		
		Batch ID:		060713L04D				060713L04D				060713L04D		
Parameters	MDL		PQL	Result	Validity	Comments	PQL	Result	Validity	Comments	PQL	Result	Validity	Comments
1,4-Dioxane (µg/L)	0.40		2	22		g	2	60		g	2	100		g
N-Nitrosodimethylamine (ng/L)	0.48						2.0	<0.48	U	g	2.0	<0.48	U	g

Project: Beaumont						Table B - 1								
Site: 1						Analytical Data Summary								
Extraction Method: SW3520B						EPA Method E1625C								
Analytical Method: E1625C														
Matrix: Water														
Units: See below														
			Environmental Samples											
		Field ID:		EW-13				MW-161B				MW-26		
		SDG:		06-07-0603				06-07-0603				06-07-0603		
		Batch ID:		060717L05D				060717L05D				060717L05D		
Parameters	MDL		PQL	Result	Validity	Comments	PQL	Result	Validity	Comments	PQL	Result	Validity	Comments
				Dilution 10										
1,4-Dioxane (µg/L)	0.40		20	860		g	4	250 *		g	2	290		g
N-Nitrosodimethylamine (ng/L)	0.48						2.0	<0.48	U	g				
* Sample diluted at a factor of 2														

Project: Beaumont						Table B - 1								
Site: 1						Analytical Data Summary								
Extraction Method: SW3520B						EPA Method E1625C								
Analytical Method: E1625C														
Matrix: Water														
Units: See below														
			Environmental Samples											
		Field ID:		MW-28				MW-61B						
		SDG:		06-07-0603				06-07-0603						
		Batch ID:		060717L05D				060717L05D						
Parameters	MDL		PQL	Result	Validity	Comments	PQL	Result	Validity	Comments				
1,4-Dioxane (µg/L)	0.40		2.0	1.2	J	q	4	260 *		g				
N-Nitrosodimethylamine (ng/L)	0.48						2.0	<0.48	U	g				
* Sample diluted at a factor of 2														

Project: Beaumont						Table B - 1							
Site: 1						Analytical Data Summary							
Extraction Method: SW3520B						EPA Method E1625C							
Analytical Method: E1625C													
Matrix: Water													
Units: See below													
			Environmental Samples										
		Field ID:		MW-61A									
		SDG:		06-07-0792									
		Batch ID:		060719L07D									
Parameters	MDL		PQL	Result	Validity	Comments							
1,4-Dioxane (µg/L)	0.40		2	34		g							

Project: Beaumont						Table B - 2								
Site: 1						Analytical Data Summary								
Extraction Method: None						EPA Method E218.6								
Analytical Method: E218.6														
Matrix: Water														
Units: µg/L			Environmental Samples											
		Field ID:		MW-43				MW-45						
		SDG:		06-06-0335				06-06-0335						
		Batch ID:		060606L02				060606L02						
Parameters	MDL		PQL	Result	Validity	Comments	PQL	Result	Validity	Comments				
Hexavalent Chromium	0.0050		0.20	0.26		g	0.20	0.22		g				

Project: Beaumont						Table B - 2								
Site: 1						Analytical Data Summary								
Extraction Method: None						EPA Method E218.6								
Analytical Method: E218.6														
Matrix: Water														
Units: µg/L			Environmental Samples											
		Field ID:		MW-15				MW-18				MW-67		
		SDG:		06-06-0766				06-06-0766				06-06-0766		
		Batch ID:		060612L02				060612L02				060612L02		
Parameters	MDL		PQL	Result	Validity	Comments	PQL	Result	Validity	Comments	PQL	Result	Validity	Comments
Hexavalent Chromium	0.0050		0.20	0.027	B J	a, q	0.20	0.025	B J	a, q	0.20	0.010	B J	a, q

Project: Beaumont						Table B - 2							
Site: 1						Analytical Data Summary							
Extraction Method: None						EPA Method E218.6							
Analytical Method: E218.6													
Matrix: Water													
Units: µg/L			Environmental Samples										
		Field ID:		P-05				P-105					
		SDG:		06-06-1354				06-06-1354					
		Batch ID:		060621L01				060621L01					
Parameters	MDL		PQL	Result	Validity	Comments	PQL	Result	Validity	Comments			
Hexavalent Chromium	0.0050		0.2	1.0		g	0.2	1.1		g			

Project: Beaumont						Table B - 2								
Site: 1						Analytical Data Summary								
Extraction Method: None						EPA Method E218.6								
Analytical Method: E218.6														
Matrix: Water														
Units: µg/L			Environmental Samples											
		Field ID:		MW-32				MW-132				MW-60B		
		SDG:		06-06-1803				06-06-1803				06-06-1803		
		Batch ID:		060629L01				060629L01				060629L01		
Parameters	MDL		PQL	Result	Validity	Comments	PQL	Result	Validity	Comments	PQL	Result	Validity	Comments
Hexavalent Chromium	0.0050		0.20	0.41	B	k	0.20	0.40	B	k	0.20	10		g

Project: Beaumont						Table B - 2								
Site: 1						Analytical Data Summary								
Extraction Method: None						EPA Method E218.6								
Analytical Method: E218.6														
Matrix: Water														
Units: µg/L			Environmental Samples											
		Field ID:		MW-02				MW-102						
		SDG:		06-07-0056				06-07-0056						
		Batch ID:		060703L01				060703L01						
Parameters	MDL		PQL	Result	Validity	Comments	PQL	Result	Validity	Comments				
Hexavalent Chromium	0.0050		0.2	1.3		g	0.2	1.3		g				

Project: Beaumont						Table B - 2								
Site: 1						Analytical Data Summary								
Extraction Method: None						EPA Method E218.6								
Analytical Method: E218.6														
Matrix: Water														
Units: µg/L			Environmental Samples											
		Field ID:		MW-57D				MW-66						
		SDG:		06-07-0361				06-07-0361						
		Batch ID:		060710L01				060710L01						
Parameters	MDL		PQL	Result	Validity	Comments	PQL	Result	Validity	Comments				
Hexavalent Chromium	0.0050		0.2	2.3		g	0.20	0.10	B J	a, k, q				

Project: Beaumont						Table B - 2								
Site: 1						Analytical Data Summary								
Extraction Method: None						EPA Method E218.6								
Analytical Method: E218.6														
Matrix: Water														
Units: µg/L			Environmental Samples											
		Field ID:		MW-57B				MW-157B						
		SDG:		06-07-0417				06-07-0417						
		Batch ID:		060711L01				060711L01						
Parameters	MDL		PQL	Result	Validity	Comments	PQL	Result	Validity	Comments				
Hexavalent Chromium	0.0050		0.2	1.5		g	0.2	1.5		g				

Project: Beaumont						Table B - 2								
Site: 1						Analytical Data Summary								
Extraction Method: None						EPA Method E218.6								
Analytical Method: E218.6														
Matrix: Water														
Units: µg/L			Environmental Samples											
		Field ID:		MW-59D				MW-60A						
		SDG:		06-07-0489				06-07-0489						
		Batch ID:		060712L02				060712L02						
Parameters	MDL		PQL	Result	Validity	Comments	PQL	Result	Validity	Comments				
Hexavalent Chromium	0.0050		0.2	2.3		g	0.20	0.74		g				

Project: Beaumont						Table B - 2								
Site: 1						Analytical Data Summary								
Extraction Method: None						EPA Method E218.6								
Analytical Method: E218.6														
Matrix: Water														
Units: µg/L			Environmental Samples											
		Field ID:		MW-161B				MW-61B						
		SDG:		06-07-0603				06-07-0603						
		Batch ID:		060713L02				060713L02						
Parameters	MDL		PQL	Result	Validity	Comments	PQL	Result	Validity	Comments				
Hexavalent Chromium	0.0050		0.2	1.4		g	0.2	1.4		g				

Project: Beaumont						Table B - 3								
Site: 1						Analytical Data Summary								
Extraction Method: None						EPA Method E314.0								
Analytical Method: E314.0														
Matrix: Water														
Units: µg/L			Environmental Samples											
		Field ID:		MW-15				MW-18				MW-43		
		SDG:		06-06-0335				06-06-0335				06-06-0335		
		Batch ID:		060612L01				060612L01				060612L01		
Parameters	MDL		PQL	Result	Validity	Comments	PQL	Result	Validity	Comments	PQL	Result	Validity	Comments
Perchlorate	0.43		2.0	<0.43	U	g	2.0	5.9		g	2	72		g

Project: Beaumont						Table B - 3								
Site: 1						Analytical Data Summary								
Extraction Method: None						EPA Method E314.0								
Analytical Method: E314.0														
Matrix: Water														
Units: µg/L			Environmental Samples											
		Field ID:		MW-45				MW-67						
		SDG:		06-06-0335				06-06-0335						
		Batch ID:		060612L01				060612L01						
Parameters	MDL		PQL	Result	Validity	Comments	PQL	Result	Validity	Comments				
				Dilution 5										
Perchlorate	0.43		10	190		g	2.0	<0.43	U	g				

Project: Beaumont						Table B - 3								
Site: 1						Analytical Data Summary								
Extraction Method: None						EPA Method E314.0								
Analytical Method: E314.0														
Matrix: Water														
Units: µg/L			Environmental Samples											
		Field ID:		FSW-June06				LSW-June06				SW-02		
		SDG:		06-06-0336				06-06-0336				06-06-0336		
		Batch ID:		060612L01				060612L01				060612L01		
Parameters	MDL		PQL	Result	Validity	Comments	PQL	Result	Validity	Comments	PQL	Result	Validity	Comments
Perchlorate	0.43		2.0	<0.43	U	g	2.0	<0.43	U	g	2	52	J	f

Project: Beaumont						Table B - 3								
Site: 1						Analytical Data Summary								
Extraction Method: None						EPA Method E314.0								
Analytical Method: E314.0														
Matrix: Water														
Units: µg/L			Environmental Samples											
		Field ID:		SW-102				SW-03				SW-04		
		SDG:		06-06-0336				06-06-0336				06-06-0336		
		Batch ID:		060612L01				060612L01				060612L01		
Parameters	MDL		PQL	Result	Validity	Comments	PQL	Result	Validity	Comments	PQL	Result	Validity	Comments
								Dilution 5						
Perchlorate	0.43		2	25	J	f	10	80		g	2	47		g

Project: Beaumont						Table B - 3								
Site: 1						Analytical Data Summary								
Extraction Method: None						EPA Method E314.0								
Analytical Method: E314.0														
Matrix: Water														
Units: µg/L			Environmental Samples											
		Field ID:		SW-06				SW-07						
		SDG:		06-06-0336				06-06-0336						
		Batch ID:		060612L01				060612L01						
Parameters	MDL		PQL	Result	Validity	Comments	PQL	Result	Validity	Comments				
Perchlorate	0.43		2.0	<0.43	U	g	2.0	<0.43	U	g				

Project: Beaumont						Table B - 3								
Site: 1						Analytical Data Summary								
Extraction Method: None						EPA Method E314.0								
Analytical Method: E314.0														
Matrix: Water														
Units: µg/L			Environmental Samples											
		Field ID:		MW-08				MW-09				MW-37		
		SDG:		06-06-0548				06-06-0548				06-06-0548		
		Batch ID:		060613L02				060613L02				060613L02		
Parameters	MDL		PQL	Result	Validity	Comments	PQL	Result	Validity	Comments	PQL	Result	Validity	Comments
Perchlorate	0.43		2.0	<0.43	U	g	2.0	<0.43	U	g	2.0	<0.43	U	g

Project: Beaumont						Table B - 3								
Site: 1						Analytical Data Summary								
Extraction Method: None						EPA Method E314.0								
Analytical Method: E314.0														
Matrix: Water														
Units: µg/L			Environmental Samples											
		Field ID:		MW-47				MW-48				OW-02		
		SDG:		06-06-0548				06-06-0548				06-06-0548		
		Batch ID:		060613L02				060613L02				060613L02		
Parameters	MDL		PQL	Result	Validity	Comments	PQL	Result	Validity	Comments	PQL	Result	Validity	Comments
												Dilution 10		
Perchlorate	0.43		2.0	9.4		g	2.0	<0.43	U	g	20	450		g

Project: Beaumont						Table B - 3							
Site: 1						Analytical Data Summary							
Extraction Method: None						EPA Method E314.0							
Analytical Method: E314.0													
Matrix: Water													
Units: µg/L			Environmental Samples										
		Field ID:		OW-102									
		SDG:		06-06-0548									
		Batch ID:		060613L02									
Parameters	MDL		PQL	Result	Validity	Comments							
				Dilution 10									
Perchlorate	0.43		20	450		g							

Project: Beaumont						Table B - 3								
Site: 1						Analytical Data Summary								
Extraction Method: None						EPA Method E314.0								
Analytical Method: E314.0														
Matrix: Water														
Units: µg/L			Environmental Samples											
		Field ID:		MW-12				MW-13				MW-49		
		SDG:		06-06-0678				06-06-0678				06-06-0678		
		Batch ID:		060613L02				060613L02				060613L02		
Parameters	MDL		PQL	Result	Validity	Comments	PQL	Result	Validity	Comments	PQL	Result	Validity	Comments
												Dilution 10		
Perchlorate	0.43		2.0	<0.43	U	g	2.0	<0.43	U	g	20	400		g

Project: Beaumont						Table B - 3								
Site: 1						Analytical Data Summary								
Extraction Method: None						EPA Method E314.0								
Analytical Method: E314.0														
Matrix: Water														
Units: µg/L			Environmental Samples											
		Field ID:		MW-149				P-02				P-04		
		SDG:		06-06-0678				06-06-0678				06-06-0678		
		Batch ID:		060613L02				060613L02				060613L02		
Parameters	MDL		PQL	Result	Validity	Comments	PQL	Result	Validity	Comments	PQL	Result	Validity	Comments
				Dilution 10										
Perchlorate	0.43		20	400		g	2.0	<0.43	U	g	2.0	<0.43	U	g

Project: Beaumont						Table B - 3								
Site: 1						Analytical Data Summary								
Extraction Method: None						EPA Method E314.0								
Analytical Method: E314.0														
Matrix: Water														
Units: µg/L			Environmental Samples											
		Field ID:		MW-14				MW-17				MW-19		
		SDG:		06-06-0679				06-06-0679				06-06-0679		
		Batch ID:		060613L02				060613L02				060613L02		
Parameters	MDL		PQL	Result	Validity	Comments	PQL	Result	Validity	Comments	PQL	Result	Validity	Comments
								Dilution 50				Dilution 10		
Perchlorate	0.43		2.0	4.3		g	100	1100		g	20	160		g

Project: Beaumont						Table B - 3								
Site: 1						Analytical Data Summary								
Extraction Method: None						EPA Method E314.0								
Analytical Method: E314.0														
Matrix: Water														
Units: µg/L			Environmental Samples											
		Field ID:		MW-42										
		SDG:		06-06-0679										
		Batch ID:		060613L02										
Parameters	MDL		PQL	Result	Validity	Comments								
Perchlorate	0.43		2.0	<0.43	U	g								

Project: Beaumont						Table B - 3							
Site: 1						Analytical Data Summary							
Extraction Method: None						EPA Method E314.0							
Analytical Method: E314.0													
Matrix: Water													
Units: µg/L			Environmental Samples										
		Field ID:		MW-05				MW-06					
		SDG:		06-06-0766				06-06-0766					
		Batch ID:		060615L01				060615L01					
Parameters	MDL		PQL	Result	Validity	Comments	PQL	Result	Validity	Comments			
				Dilution 50				Dilution 50					
Perchlorate	0.43		100	1200		g	100	1100		g			

Project: Beaumont						Table B - 3								
Site: 1						Analytical Data Summary								
Extraction Method: None						EPA Method E314.0								
Analytical Method: E314.0														
Matrix: Water														
Units: µg/L			Environmental Samples											
		Field ID:		MW-162A				MW-58A				MW-58B		
		SDG:		06-06-0989				06-06-0989				06-06-0989		
		Batch ID:		060620L01				060620L01				060620L01		
Parameters	MDL		PQL	Result	Validity	Comments	PQL	Result	Validity	Comments	PQL	Result	Validity	Comments
				Dilution 50				Dilution 10				Dilution 20		
Perchlorate	0.43		100	1400		g	20	520		g	40	910		g

Project: Beaumont						Table B - 3								
Site: 1						Analytical Data Summary								
Extraction Method: None						EPA Method E314.0								
Analytical Method: E314.0														
Matrix: Water														
Units: µg/L			Environmental Samples											
		Field ID:		MW-58C				MW-58D				MW-62A		
		SDG:		06-06-0989				06-06-0989				06-06-0989		
		Batch ID:		060620L01				060620L01				060620L01		
Parameters	MDL		PQL	Result	Validity	Comments	PQL	Result	Validity	Comments	PQL	Result	Validity	Comments
				Dilution 20				Dilution 50				Dilution 50		
Perchlorate	0.43		40	620		g	100	820		g	100	1300		g

Project: Beaumont						Table B - 3								
Site: 1						Analytical Data Summary								
Extraction Method: None						EPA Method E314.0								
Analytical Method: E314.0														
Matrix: Water														
Units: µg/L			Environmental Samples											
		Field ID:		MW-11				OW-08				P-03		
		SDG:		06-06-1229				06-06-1229				06-06-1229		
		Batch ID:		060622L01				060622L01				060622L01		
Parameters	MDL		PQL	Result	Validity	Comments	PQL	Result	Validity	Comments	PQL	Result	Validity	Comments
Perchlorate	0.43		2.0	2.8		g	2.0	<0.43	U	g	2.0	<0.43	U	g

Project: Beaumont						Table B - 3								
Site: 1						Analytical Data Summary								
Extraction Method: None						EPA Method E314.0								
Analytical Method: E314.0														
Matrix: Water														
Units: µg/L			Environmental Samples											
		Field ID:		MW-30				P-05				P-105		
		SDG:		06-06-1354				06-06-1354				06-06-1354		
		Batch ID:		060622L02				060622L02				060622L02		
Parameters	MDL		PQL	Result	Validity	Comments	PQL	Result	Validity	Comments	PQL	Result	Validity	Comments
				Dilution 10										
Perchlorate	0.43		20	170		g	2.0	4.7		g	2.0	4.5		g

Project: Beaumont						Table B - 3								
Site: 1						Analytical Data Summary								
Extraction Method: None						EPA Method E314.0								
Analytical Method: E314.0														
Matrix: Water														
Units: µg/L			Environmental Samples											
		Field ID:		MW-35				MW-36				OW-01		
		SDG:		06-06-1355				06-06-1355				06-06-1355		
		Batch ID:		060622L02				060622L02				060622L02		
Parameters	MDL		PQL	Result	Validity	Comments	PQL	Result	Validity	Comments	PQL	Result	Validity	Comments
Perchlorate	0.43		2.0	<0.43	U	g	2.00	0.71	J	q	2.0	<0.43	U	g

Project: Beaumont						Table B - 3								
Site: 1						Analytical Data Summary								
Extraction Method: None						EPA Method E314.0								
Analytical Method: E314.0														
Matrix: Water														
Units: µg/L			Environmental Samples											
		Field ID:		MW-03				MW-20				MW-34		
		SDG:		06-06-1503				06-06-1503				06-06-1503		
		Batch ID:		060629L01				060629L01				060629L01		
Parameters	MDL		PQL	Result	Validity	Comments	PQL	Result	Validity	Comments	PQL	Result	Validity	Comments
Perchlorate	0.43		2.00	0.93	J	q	2	86		g	2	20		g

Project: Beaumont						Table B - 3								
Site: 1						Analytical Data Summary								
Extraction Method: None						EPA Method E314.0								
Analytical Method: E314.0														
Matrix: Water														
Units: µg/L			Environmental Samples											
		Field ID:		MW-32				MW-132				MW-56B		
		SDG:		06-06-1803				06-06-1803				06-06-1803		
		Batch ID:		060629L01				060629L01				060629L01		
Parameters	MDL		PQL	Result	Validity	Comments	PQL	Result	Validity	Comments	PQL	Result	Validity	Comments
												Dilution 10		
Perchlorate	0.43		2.00	0.88	J	q	2.00	0.98	J	q	20	450		g

Project: Beaumont						Table B - 3							
Site: 1						Analytical Data Summary							
Extraction Method: None						EPA Method E314.0							
Analytical Method: E314.0													
Matrix: Water													
Units: µg/L			Environmental Samples										
		Field ID:		MW-60B									
		SDG:		06-06-1803									
		Batch ID:		060629L01									
Parameters	MDL		PQL	Result	Validity	Comments							
				Dilution 100									
Perchlorate	0.43		200	1200		g							

Project: Beaumont						Table B - 3								
Site: 1						Analytical Data Summary								
Extraction Method: None						EPA Method E314.0								
Analytical Method: E314.0														
Matrix: Water														
Units: µg/L			Environmental Samples											
		Field ID:		MW-01				MW-27				MW-31		
		SDG:		06-06-1885				06-06-1885				06-06-1885		
		Batch ID:		060707L01				060707L01				060707L01		
Parameters	MDL		PQL	Result	Validity	Comments	PQL	Result	Validity	Comments	PQL	Result	Validity	Comments
				Dilution 100										
Perchlorate	0.43		200	710		g	2.0	<0.43	U	g	2.0	2.4		g

Project: Beaumont				Table B - 3										
Site: 1				Analytical Data Summary										
Extraction Method: None				EPA Method E314.0										
Analytical Method: E314.0														
Matrix: Water														
Units: µg/L			Environmental Samples											
		Field ID:		MW-53										
		SDG:		06-06-1885										
		Batch ID:		060707L01										
Parameters	MDL		PQL	Result	Validity	Comments								
				Dilution 5										
Perchlorate	0.43		10	190		g								

Project: Beaumont						Table B - 3								
Site: 1						Analytical Data Summary								
Extraction Method: None						EPA Method E314.0								
Analytical Method: E314.0														
Matrix: Water														
Units: µg/L			Environmental Samples											
		Field ID:		MW-02				MW-102				MW-61C		
		SDG:		06-07-0056				06-07-0056				06-07-0056		
		Batch ID:		060707L01				060707L01				060707L01		
Parameters	MDL		PQL	Result	Validity	Comments	PQL	Result	Validity	Comments	PQL	Result	Validity	Comments
				Dilution 100				Dilution 100				Dilution 100		
Perchlorate	0.43		200	1300		g	200	1300		g	200	2200		g

Project: Beaumont						Table B - 3							
Site: 1						Analytical Data Summary							
Extraction Method: None						EPA Method E314.0							
Analytical Method: E314.0													
Matrix: Water													
Units: µg/L			Environmental Samples										
		Field ID:		MW-46				MW-57A					
		SDG:		06-07-0161				06-07-0161					
		Batch ID:		060707L01				060707L01					
Parameters	MDL		PQL	Result	Validity	Comments	PQL	Result	Validity	Comments			
								Dilution 100					
Perchlorate	0.43		2.0	5.2		g	200	940		g			

Project: Beaumont						Table B - 3								
Site: 1						Analytical Data Summary								
Extraction Method: None						EPA Method E314.0								
Analytical Method: E314.0														
Matrix: Water														
Units: µg/L			Environmental Samples											
		Field ID:		IW-04				MW-07				MW-40		
		SDG:		06-07-0310				06-07-0310				06-07-0310		
		Batch ID:		060710L01				060710L01				060710L01		
Parameters	MDL		PQL	Result	Validity	Comments	PQL	Result	Validity	Comments	PQL	Result	Validity	Comments
												Dilution 100		
Perchlorate	0.43		2.0	1.4	B J	k, q	2.0	6.9		g	200	790		g

Project: Beaumont						Table B - 3								
Site: 1						Analytical Data Summary								
Extraction Method: None						EPA Method E314.0								
Analytical Method: E314.0														
Matrix: Water														
Units: µg/L			Environmental Samples											
		Field ID:		MW-56A										
		SDG:		06-07-0310										
		Batch ID:		060710L01										
Parameters	MDL		PQL	Result	Validity	Comments								
Perchlorate	0.43		2.0	<0.43	U	g								

Project: Beaumont						Table B - 3								
Site: 1						Analytical Data Summary								
Extraction Method: None						EPA Method E314.0								
Analytical Method: E314.0														
Matrix: Water														
Units: µg/L			Environmental Samples											
		Field ID:		MW-54				MW-56C				MW-57C		
		SDG:		06-07-0311				06-07-0311				06-07-0311		
		Batch ID:		060710L01				060710L01				060710L01		
Parameters	MDL		PQL	Result	Validity	Comments	PQL	Result	Validity	Comments	PQL	Result	Validity	Comments
				Dilution 10				Dilution 100				Dilution 20		
Perchlorate	0.43		20	450		g	200	910		g	40	590		g

Project: Beaumont						Table B - 3								
Site: 1						Analytical Data Summary								
Extraction Method: None						EPA Method E314.0								
Analytical Method: E314.0														
Matrix: Water														
Units: µg/L			Environmental Samples											
		Field ID:		MW-57D				MW-59C				MW-66		
		SDG:		06-07-0361				06-07-0361				06-07-0361		
		Batch ID:		060712L01				060712L01				060712L01		
Parameters	MDL		PQL	Result	Validity	Comments	PQL	Result	Validity	Comments	PQL	Result	Validity	Comments
				Dilution 100				Dilution 100				Dilution 100		
Perchlorate	0.43		200	830		g	200	4900		g	200	1600		g

Project: Beaumont						Table B - 3								
Site: 1						Analytical Data Summary								
Extraction Method: None						EPA Method E314.0								
Analytical Method: E314.0														
Matrix: Water														
Units: µg/L			Environmental Samples											
		Field ID:		MW-55				MW-56D				MW-57B		
		SDG:		06-07-0417				06-07-0417				06-07-0417		
		Batch ID:		060717L01				060717L01				060717L01		
Parameters	MDL		PQL	Result	Validity	Comments	PQL	Result	Validity	Comments	PQL	Result	Validity	Comments
				Dilution 100				Dilution 20				Dilution 20		
Perchlorate	0.43		200	1000		g	40	670		g	40	670		g

Project: Beaumont						Table B - 3							
Site: 1						Analytical Data Summary							
Extraction Method: None						EPA Method E314.0							
Analytical Method: E314.0													
Matrix: Water													
Units: µg/L			Environmental Samples										
		Field ID:		MW-157B									
		SDG:		06-07-0417									
		Batch ID:		060717L01									
Parameters	MDL		PQL	Result	Validity	Comments							
				Dilution 20									
Perchlorate	0.43		40	680		g							

Project: Beaumont						Table B - 3								
Site: 1						Analytical Data Summary								
Extraction Method: None						EPA Method E314.0								
Analytical Method: E314.0														
Matrix: Water														
Units: µg/L			Environmental Samples											
		Field ID:		MW-22				MW-59D				MW-60A		
		SDG:		06-07-0489				06-07-0489				06-07-0489		
		Batch ID:		060717L01				060717L01				060717L01		
Parameters	MDL		PQL	Result	Validity	Comments	PQL	Result	Validity	Comments	PQL	Result	Validity	Comments
				Dilution 20				Dilution 200				Dilution 200		
Perchlorate	0.43		40	560		g	400	6900		g	400	5100		g

Project: Beaumont						Table B - 3								
Site: 1						Analytical Data Summary								
Extraction Method: None						EPA Method E314.0								
Analytical Method: E314.0														
Matrix: Water														
Units: µg/L			Environmental Samples											
		Field ID:		EW-13				MW-161B				MW-26		
		SDG:		06-07-0603				06-07-0603				06-07-0603		
		Batch ID:		060719L02				060719L02				060719L02		
Parameters	MDL		PQL	Result	Validity	Comments	PQL	Result	Validity	Comments	PQL	Result	Validity	Comments
				Dilution 100				Dilution 1000				Dilution 200		
Perchlorate	0.43		200	1500		g	2000	73000		g	400	4500		g

Project: Beaumont						Table B - 3								
Site: 1						Analytical Data Summary								
Extraction Method: None						EPA Method E314.0								
Analytical Method: E314.0														
Matrix: Water														
Units: µg/L			Environmental Samples											
		Field ID:		MW-28				MW-61B						
		SDG:		06-07-0603				06-07-0603						
		Batch ID:		060719L02				060719L02						
Parameters	MDL		PQL	Result	Validity	Comments	PQL	Result	Validity	Comments				
								Dilution 1000						
Perchlorate	0.43		2	53		g	2000	73000		g				

Project: Beaumont						Table B - 3							
Site: 1						Analytical Data Summary							
Extraction Method: None						EPA Method E314.0							
Analytical Method: E314.0													
Matrix: Water													
Units: µg/L			Environmental Samples										
		Field ID:		MW-61A									
		SDG:		06-07-0792									
		Batch ID:		060720L01									
Parameters	MDL		PQL	Result	Validity	Comments							
				Dilution 500									
Perchlorate	0.43		1000	13000		g							

Project: Beaumont						Table B - 4								
Site: 1						Analytical Data Summary								
Extraction Method: SW5030B						EPA Method E524.2 1,2,3-Trichloropropane								
Analytical Method: E524.2 1,2,3-Trichloropropane														
Matrix: Water														
Units: µg/L			Environmental Samples											
		Field ID:		MW-15					MW-18				MW-43	
		SDG:		06-06-0335					06-06-0335				06-06-0335	
		Batch ID:		060608L01					060608L01				060608L01	
Parameters	MDL		PQL	Result	Validity	Comments	PQL	Result	Validity	Comments	PQL	Result	Validity	Comments
1,2,3-Trichloropropane	0.0017		0.0050	<0.0017	U	g	0.0050	<0.0017	U	g	0.0050	0.0028	B J	a, q

Project: Beaumont						Table B - 4								
Site: 1						Analytical Data Summary								
Extraction Method: SW5030B						EPA Method E524.2 1,2,3-Trichloropropane								
Analytical Method: E524.2 1,2,3-Trichloropropane														
Matrix: Water														
Units: µg/L			Environmental Samples											
		Field ID:		MW-45					MW-67					
		SDG:		06-06-0335					06-06-0335					
		Batch ID:		060608L01					060612L01					
Parameters	MDL		PQL	Result	Validity	Comments	PQL	Result	Validity	Comments				
1,2,3-Trichloropropane	0.0017		0.0050	<0.0017	U	g	0.0050	0.0019	B J	a, q				

Project: Beaumont						Table B - 4								
Site: 1						Analytical Data Summary								
Extraction Method: SW5030B						EPA Method E524.2 1,2,3-Trichloropropane								
Analytical Method: E524.2 1,2,3-Trichloropropane														
Matrix: Water														
Units: µg/L			Environmental Samples											
		Field ID:		P-05				P-105						
		SDG:		06-06-1354				06-06-1354						
		Batch ID:		060623L01				060623L01						
Parameters	MDL		PQL	Result	Validity	Comments	PQL	Result	Validity	Comments				
1,2,3-Trichloropropane	0.0017		0.0050	<0.0017	U	g	0.0050	<0.0017	U	g				

Project: Beaumont							Table B - 4						
Site: 1							Analytical Data Summary						
Extraction Method: SW5030B							EPA Method E524.2 1,2,3-Trichloropropane						
Analytical Method: E524.2 1,2,3-Trichloropropane													
Matrix: Water													
Units: µg/L			Environmental Samples										
		Field ID:		MW-32				MW-132				MW-60B	
		SDG:		06-06-1803				06-06-1803				06-06-1803	
		Batch ID:		060703L01				060703L01				060703L01	
Parameters	MDL		PQL	Result	Validity	Comments	PQL	Result	Validity	Comments	PQL	Result	Validity	Comments
1,2,3-Trichloropropane	0.0017		0.0050	<0.0017	U	g	0.0050	<0.0017	U	g	0.0050	<0.0017	U	g

Project: Beaumont						Table B - 4								
Site: 1						Analytical Data Summary								
Extraction Method: SW5030B						EPA Method E524.2 1,2,3-Trichloropropane								
Analytical Method: E524.2 1,2,3-Trichloropropane														
Matrix: Water														
Units: µg/L			Environmental Samples											
		Field ID:		MW-02				MW-102						
		SDG:		06-07-0056				06-07-0056						
		Batch ID:		060705L01				060706L01						
Parameters	MDL		PQL	Result	Validity	Comments	PQL	Result	Validity	Comments				
1,2,3-Trichloropropane	0.0017		0.0050	<0.0017	U	g	0.0050	<0.0017	U	g				

Project: Beaumont						Table B - 4								
Site: 1						Analytical Data Summary								
Extraction Method: SW5030B						EPA Method E524.2 1,2,3-Trichloropropane								
Analytical Method: E524.2 1,2,3-Trichloropropane														
Matrix: Water														
Units: µg/L			Environmental Samples											
		Field ID:		MW-57D				MW-66						
		SDG:		06-07-0361				06-07-0361						
		Batch ID:		060711L01				060711L01						
Parameters	MDL		PQL	Result	Validity	Comments	PQL	Result	Validity	Comments				
1,2,3-Trichloropropane	0.0017		0.0050	0.0028	B J	a, k, q	0.0050	0.0032	B J	a, k, q				

Project: Beaumont						Table B - 4								
Site: 1						Analytical Data Summary								
Extraction Method: SW5030B						EPA Method E524.2 1,2,3-Trichloropropane								
Analytical Method: E524.2 1,2,3-Trichloropropane														
Matrix: Water														
Units: µg/L			Environmental Samples											
		Field ID:		MW-57B				MW-157B						
		SDG:		06-07-0417				06-07-0417						
		Batch ID:		060712L01				060712L01						
Parameters	MDL		PQL	Result	Validity	Comments	PQL	Result	Validity	Comments				
1,2,3-Trichloropropane	0.0017		0.0050	<0.0017	U	g	0.0050	0.0018	J	q				

Project: Beaumont						Table B - 4								
Site: 1						Analytical Data Summary								
Extraction Method: SW5030B						EPA Method E524.2 1,2,3-Trichloropropane								
Analytical Method: E524.2 1,2,3-Trichloropropane														
Matrix: Water														
Units: µg/L			Environmental Samples											
		Field ID:		MW-59D				MW-60A						
		SDG:		06-07-0489				06-07-0489						
		Batch ID:		060714L01				060714L01						
Parameters	MDL		PQL	Result	Validity	Comments	PQL	Result	Validity	Comments				
1,2,3-Trichloropropane	0.0017		0.0050	0.0023	B J	k, q	0.0050	0.0022	B J	k, q				

Project: Beaumont						Table B - 4									
Site: 1						Analytical Data Summary									
Extraction Method: SW5030B						EPA Method E524.2 1,2,3-Trichloropropane									
Analytical Method: E524.2 1,2,3-Trichloropropane															
Matrix: Water															
Units: µg/L			Environmental Samples												
		Field ID:		MW-161B					MW-61B						
		SDG:		06-07-0603					06-07-0603						
		Batch ID:		060714L01					060714L01						
Parameters	MDL		PQL	Result	Validity	Comments	PQL	Result	Validity	Comments					
1,2,3-Trichloropropane	0.0017		0.0050	0.0058	B	k	0.0050	0.0065	B	k					

Project: Beaumont						Table B - 5								
Site: 1						Analytical Data Summary								
Extraction Method: SW3010A						EPA Method SW6010B								
Analytical Method: SW6010B														
Matrix: Water														
Units: mg/L														
			Environmental Samples											
		Field ID:		MW-15				MW-15				MW-18		
		SDG:		06-06-0335				06-06-0335				06-06-0335		
		Batch ID:		060607L06				060607L06				060607L06		
Parameters	MDL		PQL	Result	Validity	Comments	PQL	Result	Validity	Comments	PQL	Result	Validity	Comments
				(Unfiltered)				(Filtered)				(Unfiltered)		
Arsenic	0.00308		0.0100	<0.00308	U	g	0.0100	<0.00308	U	g	0.0100	<0.00308	U	g
Beryllium	0.000176		0.00100	<0.000176	U	g	0.00100	<0.000176	U	g	0.00100	<0.000176	U	g
Cadmium	0.000350		0.00500	<0.000350	U	g	0.00500	<0.000350	U	g	0.00500	<0.000350	U	g
Lead	0.00236		0.0100	<0.00236	U	g	0.0100	<0.00236	U	g	0.0100	<0.00236	U	g

Project: Beaumont						Table B - 5								
Site: 1						Analytical Data Summary								
Extraction Method: SW3005A						EPA Method SW6010B								
Analytical Method: SW6010B														
Matrix: Water														
Units: mg/L														
			Environmental Samples											
		Field ID:		MW-18				MW-43				MW-43		
		SDG:		06-06-0335				06-06-0335				06-06-0335		
		Batch ID:		060607L06				060607L06				060607L06		
Parameters	MDL		PQL	Result	Validity	Comments	PQL	Result	Validity	Comments	PQL	Result	Validity	Comments
				(Filtered)				(Unfiltered)				(Filtered)		
Arsenic	0.00308		0.0100	<0.00308	U	g	0.0100	<0.00308	U	g	0.0100	<0.00308	U	g
Beryllium	0.000176		0.00100	<0.000176	U	g	0.00100	<0.000176	U	g	0.00100	<0.000176	U	g
Cadmium	0.000350		0.00500	<0.000350	U	g	0.00500	<0.000350	U	g	0.00500	<0.000350	U	g
Lead	0.00236		0.0100	<0.00236	U	g	0.0100	<0.00236	U	g	0.0100	<0.00236	U	g

Project: Beaumont						Table B - 5								
Site: 1						Analytical Data Summary								
Extraction Method: SW3010A						EPA Method SW6010B								
Analytical Method: SW6010B														
Matrix: Water														
Units: mg/L														
			Environmental Samples											
		Field ID:		MW-45				MW-45				MW-67		
		SDG:		06-06-0335				06-06-0335				06-06-0335		
		Batch ID:		060607L06				060607L06				060607L06		
Parameters	MDL		PQL	Result	Validity	Comments	PQL	Result	Validity	Comments	PQL	Result	Validity	Comments
				(Unfiltered)				(Filtered)				(Unfiltered)		
Arsenic	0.00308		0.0100	<0.00308	U	g	0.0100	<0.00308	U	g	0.0100	0.00424	B J	a, q
Beryllium	0.000176		0.00100	<0.000176	U	g	0.00100	<0.000176	U	g	0.00100	<0.000176	U	g
Cadmium	0.000350		0.00500	<0.000350	U	g	0.00500	<0.000350	U	g	0.00500	<0.000350	U	g
Lead	0.00236		0.0100	<0.00236	U	g	0.0100	<0.00236	U	g	0.0100	0.00366	J	q

Project: Beaumont						Table B - 5							
Site: 1						Analytical Data Summary							
Extraction Method: SW3005A						EPA Method SW6010B							
Analytical Method: SW6010B													
Matrix: Water													
Units: mg/L													
			Environmental Samples										
		Field ID:		MW-67									
		SDG:		06-06-0335									
		Batch ID:		060607L06									
Parameters	MDL		PQL	Result	Validity	Comments							
				(Filtered)									
Arsenic	0.00308		0.0100	0.00324	B J	a, q							
Beryllium	0.000176		0.00100	<0.000176	U	g							
Cadmium	0.000350		0.00500	<0.000350	U	g							
Lead	0.00236		0.0100	<0.00236	U	g							

Project: Beaumont						Table B - 5								
Site: 1						Analytical Data Summary								
Extraction Method: SW3010A						EPA Method SW6010B								
Analytical Method: SW6010B														
Matrix: Water														
Units: mg/L														
			Environmental Samples											
		Field ID:		P-05				P-05				P-105		
		SDG:		06-06-1354				06-06-1354				06-06-1354		
		Batch ID:		060622L04				060622L04				060622L04		
Parameters	MDL		PQL	Result (Unfiltered)	Validity	Comments	PQL	Result (Filtered)	Validity	Comments	PQL	Result (Unfiltered)	Validity	Comments
Arsenic	0.00308		0.0100	<0.00308	U	g	0.0100	<0.00308	U	g	0.0100	<0.00308	U	g
Beryllium	0.000176		0.00100	<0.000176	U	g	0.00100	<0.000176	U	g	0.00100	<0.000176	U	g
Cadmium	0.000350		0.00500	<0.000350	U	g	0.00500	<0.000350	U	g	0.00500	<0.000350	U	g
Lead	0.00236		0.0100	<0.00236	U	g	0.0100	<0.00236	U	g	0.0100	<0.00236	U	g

Project: Beaumont						Table B - 5								
Site: 1						Analytical Data Summary								
Extraction Method: SW3005A						EPA Method SW6010B								
Analytical Method: SW6010B														
Matrix: Water														
Units: mg/L														
			Environmental Samples											
		Field ID:		P-105										
		SDG:		06-06-1354										
		Batch ID:		060622L04										
Parameters	MDL		PQL	Result	Validity	Comments								
				(Filtered)										
Arsenic	0.00308		0.0100	<0.00308	U	g								
Beryllium	0.000176		0.00100	<0.000176	U	g								
Cadmium	0.000350		0.00500	<0.000350	U	g								
Lead	0.00236		0.0100	<0.00236	U	g								

Project: Beaumont						Table B - 5								
Site: 1						Analytical Data Summary								
Extraction Method: SW3010A						EPA Method SW6010B								
Analytical Method: SW6010B														
Matrix: Water														
Units: mg/L														
			Environmental Samples											
		Field ID:		MW-32				MW-32				MW-132		
		SDG:		06-06-1803				06-06-1803				06-06-1803		
		Batch ID:		060630L02				060630L02				060630L02		
Parameters	MDL		PQL	Result	Validity	Comments	PQL	Result	Validity	Comments	PQL	Result	Validity	Comments
				(Unfiltered)				(Filtered)				(Unfiltered)		
Arsenic	0.00308		0.0100	<0.00308	U	g	0.0100	<0.00308	U	g	0.0100	<0.00308	U	g
Beryllium	0.000176		0.00100	<0.000176	U	g	0.00100	<0.000176	U	g	0.00100	<0.000176	U	g
Cadmium	0.000350		0.00500	<0.000350	U	g	0.00500	0.000523	J	q	0.00500	<0.000350	U	g
Lead	0.00236		0.0100	<0.00236	U	g	0.0100	<0.00236	U	g	0.0100	<0.00236	U	g

Project: Beaumont						Table B - 5								
Site: 1						Analytical Data Summary								
Extraction Method: SW3005A						EPA Method SW6010B								
Analytical Method: SW6010B														
Matrix: Water														
Units: mg/L														
			Environmental Samples											
		Field ID:		MW-132				MW-60B				MW-60B		
		SDG:		06-06-1803				06-06-1803				06-06-1803		
		Batch ID:		060630L02				060630L02				060630L02		
Parameters	MDL		PQL	Result (Filtered)	Validity	Comments	PQL	Result (Unfiltered)	Validity	Comments	PQL	Result (Filtered)	Validity	Comments
Arsenic	0.00308		0.0100	<0.00308	U	g	0.0100	<0.00308	U	g	0.0100	<0.00308	U	g
Beryllium	0.000176		0.00100	<0.000176	U	g	0.00100	<0.000176	U	g	0.00100	<0.000176	U	g
Cadmium	0.000350		0.00500	<0.000350	U	g	0.00500	<0.000350	U	g	0.00500	<0.000350	U	g
Lead	0.00236		0.0100	<0.00236	U	g	0.0100	<0.00236	U	g	0.0100	<0.00236	U	g

Project: Beaumont						Table B - 5								
Site: 1						Analytical Data Summary								
Extraction Method: SW3010A						EPA Method SW6010B								
Analytical Method: SW6010B														
Matrix: Water														
Units: mg/L														
			Environmental Samples											
		Field ID:		MW-02				MW-02				MW-102		
		SDG:		06-07-0056				06-07-0056				06-07-0056		
		Batch ID:		060703L08				060703L08				060703L08		
Parameters	MDL		PQL	Result	Validity	Comments	PQL	Result	Validity	Comments	PQL	Result	Validity	Comments
				(Unfiltered)				(Filtered)				(Unfiltered)		
Arsenic	0.00308		0.0100	<0.00308	U	g	0.0100	<0.00308	U	g	0.0100	<0.00308	U	g
Beryllium	0.000176		0.00100	<0.000176	U	g	0.00100	<0.000176	U	g	0.00100	<0.000176	U	g
Cadmium	0.000350		0.00500	<0.000350	U	g	0.00500	<0.000350	U	g	0.00500	<0.000350	U	g
Lead	0.00236		0.0100	<0.00236	U	g	0.0100	<0.00236	U	g	0.0100	<0.00236	U	g

Project: Beaumont						Table B - 5								
Site: 1						Analytical Data Summary								
Extraction Method: SW3005A						EPA Method SW6010B								
Analytical Method: SW6010B														
Matrix: Water														
Units: mg/L														
			Environmental Samples											
		Field ID:		MW-102										
		SDG:		06-07-0056										
		Batch ID:		060703L08										
Parameters	MDL		PQL	Result	Validity	Comments								
				(Filtered)										
Arsenic	0.00308		0.0100	<0.00308	U	g								
Beryllium	0.000176		0.00100	<0.000176	U	g								
Cadmium	0.000350		0.00500	<0.000350	U	g								
Lead	0.00236		0.0100	<0.00236	U	g								

Project: Beaumont						Table B - 5								
Site: 1						Analytical Data Summary								
Extraction Method: SW3010A						EPA Method SW6010B								
Analytical Method: SW6010B														
Matrix: Water														
Units: mg/L														
			Environmental Samples											
		Field ID:		MW-57D				MW-57D				MW-66		
		SDG:		06-07-0361				06-07-0361				06-07-0361		
		Batch ID:		060710L06				060710L06				060710L06		
Parameters	MDL		PQL	Result	Validity	Comments	PQL	Result	Validity	Comments	PQL	Result	Validity	Comments
				(Unfiltered)				(Filtered)				(Unfiltered)		
Arsenic	0.00308		0.0100	<0.00308	U	g	0.0100	<0.00308	U	g	0.0100	<0.00308	U	g
Beryllium	0.000176		0.00100	<0.000176	U	g	0.00100	<0.000176	U	g	0.00100	<0.000176	U	g
Cadmium	0.000350		0.00500	<0.000350	U	g	0.00500	<0.000350	U	g	0.00500	<0.000350	U	g
Lead	0.00236		0.0100	<0.00236	U	g	0.0100	<0.00236	U	g	0.0100	0.00326	J	q

Project: Beaumont						Table B - 5							
Site: 1						Analytical Data Summary							
Extraction Method: SW3005A						EPA Method SW6010B							
Analytical Method: SW6010B													
Matrix: Water													
Units: mg/L													
			Environmental Samples										
		Field ID:		MW-66									
		SDG:		06-07-0361									
		Batch ID:		060710L06									
Parameters	MDL		PQL	Result	Validity	Comments							
				(Filtered)									
Arsenic	0.00308		0.0100	0.00488	J	q							
Beryllium	0.000176		0.00100	<0.000176	U	g							
Cadmium	0.000350		0.00500	<0.000350	U	g							
Lead	0.00236		0.0100	<0.00236	U	g							

Project: Beaumont						Table B - 5								
Site: 1						Analytical Data Summary								
Extraction Method: SW3010A						EPA Method SW6010B								
Analytical Method: SW6010B														
Matrix: Water														
Units: mg/L														
			Environmental Samples											
		Field ID:		MW-57B				MW-57B				MW-157B		
		SDG:		06-07-0417				06-07-0417				06-07-0417		
		Batch ID:		060711L10				060711L10				060711L10		
Parameters	MDL		PQL	Result (Unfiltered)	Validity	Comments	PQL	Result (Filtered)	Validity	Comments	PQL	Result (Unfiltered)	Validity	Comments
Arsenic	0.00308		0.0100	<0.00308	U	g	0.0100	<0.00308	U	g	0.0100	<0.00308	U	g
Beryllium	0.000176		0.00100	<0.000176	U	g	0.00100	<0.000176	U	g	0.00100	<0.000176	U	g
Cadmium	0.000350		0.00500	<0.000350	U	g	0.00500	<0.000350	U	g	0.00500	<0.000350	U	g
Lead	0.00236		0.0100	<0.00236	U	g	0.0100	<0.00236	U	g	0.0100	<0.00236	U	g

Project: Beaumont						Table B - 5							
Site: 1						Analytical Data Summary							
Extraction Method: SW3005A						EPA Method SW6010B							
Analytical Method: SW6010B													
Matrix: Water													
Units: mg/L													
			Environmental Samples										
		Field ID:		MW-157BF									
		SDG:		06-07-0417									
		Batch ID:		060711L10									
Parameters	MDL		PQL	Result	Validity	Comments							
				(Filtered)									
Arsenic	0.00308		0.0100	<0.00308	U	g							
Beryllium	0.000176		0.00100	<0.000176	U	g							
Cadmium	0.000350		0.00500	<0.000350	U	g							
Lead	0.00236		0.0100	<0.00236	U	g							

Project: Beaumont						Table B - 5								
Site: 1						Analytical Data Summary								
Extraction Method: SW3010A						EPA Method SW6010B								
Analytical Method: SW6010B														
Matrix: Water														
Units: mg/L														
			Environmental Samples											
		Field ID:		MW-59D				MW-59D				MW-60A		
		SDG:		06-07-0489				06-07-0489				06-07-0489		
		Batch ID:		060713L03				060713L03				060713L03		
Parameters	MDL		PQL	Result (Unfiltered)	Validity	Comments	PQL	Result (Filtered)	Validity	Comments	PQL	Result (Unfiltered)	Validity	Comments
Arsenic	0.00308		0.0100	<0.00308	U	g	0.0100	<0.00308	U	g	0.0100	<0.00308	U	g
Beryllium	0.000176		0.00100	<0.000176	U	g	0.00100	<0.000176	U	g	0.00100	<0.000176	U	g
Cadmium	0.000350		0.00500	<0.000350	U	g	0.00500	<0.000350	U	g	0.00500	<0.000350	U	g
Lead	0.00236		0.0100	<0.00236	U	g	0.0100	<0.00236	U	g	0.0100	0.0286		g

Project: Beaumont						Table B - 5							
Site: 1						Analytical Data Summary							
Extraction Method: SW3005A						EPA Method SW6010B							
Analytical Method: SW6010B													
Matrix: Water													
Units: mg/L													
			Environmental Samples										
		Field ID:		MW-60A									
		SDG:		06-07-0489									
		Batch ID:		060713L03									
Parameters	MDL		PQL	Result	Validity	Comments							
				(Filtered)									
Arsenic	0.00308		0.0100	<0.00308	U	g							
Beryllium	0.000176		0.00100	<0.000176	U	g							
Cadmium	0.000350		0.00500	<0.000350	U	g							
Lead	0.00236		0.0100	<0.00236	U	g							

Project: Beaumont						Table B - 5								
Site: 1						Analytical Data Summary								
Extraction Method: SW3010A						EPA Method SW6010B								
Analytical Method: SW6010B														
Matrix: Water														
Units: mg/L														
			Environmental Samples											
		Field ID:		MW-161B				MW-161B				MW-61B		
		SDG:		06-07-0603				06-07-0603				06-07-0603		
		Batch ID:		060714L06				060714L06				060714L06		
Parameters	MDL		PQL	Result	Validity	Comments	PQL	Result	Validity	Comments	PQL	Result	Validity	Comments
				(Unfiltered)				(Filtered)				(Unfiltered)		
Arsenic	0.00308		0.0100	<0.00308	U	g	0.0100	<0.00308	U	g	0.0100	<0.00308	U	g
Beryllium	0.000176		0.00100	<0.000176	U	g	0.00100	<0.000176	U	g	0.00100	<0.000176	U	g
Cadmium	0.000350		0.00500	<0.000350	U	g	0.00500	<0.000350	U	g	0.00500	<0.000350	U	g
Lead	0.00236		0.0100	<0.00236	U	g	0.0100	<0.00236	U	g	0.0100	<0.00236	U	g

Project: Beaumont						Table B - 5								
Site: 1						Analytical Data Summary								
Extraction Method: SW3005A						EPA Method SW6010B								
Analytical Method: SW6010B														
Matrix: Water														
Units: mg/L														
			Environmental Samples											
		Field ID:		MW-61B										
		SDG:		06-07-0603										
		Batch ID:		060714L06										
Parameters	MDL		PQL	Result	Validity	Comments								
				(Filtered)										
Arsenic	0.00308		0.0100	<0.00308	U	g								
Beryllium	0.000176		0.00100	<0.000176	U	g								
Cadmium	0.000350		0.00500	<0.000350	U	g								
Lead	0.00236		0.0100	<0.00236	U	g								

Project: Beaumont						Table B - 6								
Site: 1						Analytical Data Summary								
Extraction Method: SW5030B						EPA Method SW8260B								
Analytical Method: SW8260B														
Matrix: Water			Environmental Samples											
Units: µg/L														
		Field ID:		MW-15				MW-18				MW-43		
		SDG:		06-06-0335				06-06-0335				06-06-0335		
		Batch ID:		060608L01				060608L01				060608L01		
Parameters	MDL		PQL	Result	Validity	Comments	PQL	Result	Validity	Comments	PQL	Result	Validity	Comments
Acetone	6.1		10.0	8.8	J	q	10	<6.1	U	g	10	<6.1	U	g
Benzene	0.26		0.50	<0.26	U	g	0.50	<0.26	U	g	0.50	<0.26	U	g
Bromobenzene	0.47		1.0	<0.47	U	g	1.0	<0.47	U	g	1.0	<0.47	U	g
Bromochloromethane	0.68		1.0	<0.68	U	g	1.0	<0.68	U	g	1.0	<0.68	U	g
Bromodichloromethane	0.27		1.0	<0.27	U	g	1.0	<0.27	U	g	1.0	<0.27	U	g
Bromoform	0.62		1.0	<0.62	U	g	1.0	<0.62	U	g	1.0	<0.62	U	g
Bromomethane	2.9		10	<2.9	U	g	10	<2.9	U	g	10	<2.9	U	g
2-Butanone	4.2		10	<4.2	U	g	10	<4.2	U	g	10	<4.2	U	g
n-Butylbenzene	0.29		1.0	<0.29	U	g	1.0	<0.29	U	g	1.0	<0.29	U	g
sec-Butylbenzene	0.21		1.0	<0.21	U	g	1.0	<0.21	U	g	1.0	<0.21	U	g
tert-Butylbenzene	0.17		1.0	<0.17	U	g	1.0	<0.17	U	g	1.0	<0.17	U	g
Carbon Disulfide	1.0		10	<1.0	U	g	10	<1.0	U	g	10	<1.0	U	g
Carbon Tetrachloride	0.42		0.50	<0.42	U	g	0.50	<0.42	U	g	0.50	<0.42	U	g
Chlorobenzene	0.36		1.0	<0.36	U	g	1.0	<0.36	U	g	1.0	<0.36	U	g
Chloroethane	0.52		1.0	<0.52	U	g	1.0	<0.52	U	g	1.0	<0.52	U	g
Chloroform	0.22		1.0	<0.22	U	g	1.0	<0.22	U	g	1.0	<0.22	U	g
Chloromethane	1.8		10	<1.8	U	g	10	<1.8	U	g	10	<1.8	U	g
2-Chlorotoluene	0.24		1.0	<0.24	U	g	1.0	<0.24	U	g	1.0	<0.24	U	g
4-Chlorotoluene	0.30		1.0	<0.30	U	g	1.0	<0.30	U	g	1.0	<0.30	U	g
Dibromochloromethane	0.45		1.0	<0.45	U	g	1.0	<0.45	U	g	1.0	<0.45	U	g
1,2-Dibromo-3-Chloropropane	2.5		5.0	<2.5	U	g	5.0	<2.5	U	g	5.0	<2.5	U	g
1,2-Dibromoethane	0.81		1.0	<0.81	U	g	1.0	<0.81	U	g	1.0	<0.81	U	g
Dibromomethane	0.42		1.0	<0.42	U	g	1.0	<0.42	U	g	1.0	<0.42	U	g
1,2-Dichlorobenzene	0.24		1.0	<0.24	U	g	1.0	<0.24	U	g	1.0	<0.24	U	g
1,3-Dichlorobenzene	0.38		1.0	<0.38	U	g	1.0	<0.38	U	g	1.0	<0.38	U	g
1,4-Dichlorobenzene	0.30		1.0	<0.30	U	g	1.0	<0.30	U	g	1.0	<0.30	U	g
Dichlorodifluoromethane	0.27		1.0	<0.27	U	g	1.0	<0.27	U	g	1.0	<0.27	U	g
1,1-Dichloroethane	0.53		1.0	<0.53	U	g	1.0	<0.53	U	g	1.00	0.54	J	q
1,2-Dichloroethane	0.22		0.50	<0.22	U	g	0.50	<0.22	U	g	0.50	<0.22	U	g
1,1-Dichloroethene	0.31		1.0	1.6		g	1.0	1.3		g	1.0	5.5		g
c-1,2-Dichloroethene	0.35		1.0	<0.35	U	g	1.0	<0.35	U	g	1.0	<0.35	U	g
t-1,2-Dichloroethene	0.29		1.0	<0.29	U	g	1.0	<0.29	U	g	1.0	<0.29	U	g
1,2-Dichloropropane	0.28		1.0	<0.28	U	g	1.0	<0.28	U	g	1.0	<0.28	U	g
1,3-Dichloropropane	0.30		1.0	<0.30	U	g	1.0	<0.30	U	g	1.0	<0.30	U	g
2,2-Dichloropropane	0.40		1.0	<0.40	U	g	1.0	<0.40	U	g	1.0	<0.40	U	g
1,1-Dichloropropene	0.21		1.0	<0.21	U	g	1.0	<0.21	U	g	1.0	<0.21	U	g
c-1,3-Dichloropropene	0.45		0.50	<0.45	U	g	0.50	<0.45	U	g	0.50	<0.45	U	g
t-1,3-Dichloropropene	0.31		0.50	<0.31	U	g	0.50	<0.31	U	g	0.50	<0.31	U	g
Ethylbenzene	0.17		1.0	<0.17	U	g	1.0	<0.17	U	g	1.0	<0.17	U	g
2-Hexanone	1.9		10	<1.9	U	g	10	<1.9	U	g	10	<1.9	U	g
Isopropylbenzene	0.24		1.0	<0.24	U	g	1.0	<0.24	U	g	1.0	<0.24	U	g
p-Isopropyltoluene	0.21		1.0	<0.21	U	g	1.0	<0.21	U	g	1.0	<0.21	U	g
Methylene Chloride	2.6		10	24	B	a, k	10	24	B	a, k	10	24	B	a, k
4-Methyl-2-Pentanone	2.4		10	<2.4	U	g	10	<2.4	U	g	10	<2.4	U	g
Naphthalene	0.95		10	<0.95	U	g	10	<0.95	U	g	10	<0.95	U	g
n-Propylbenzene	0.30		1.0	<0.30	U	g	1.0	<0.30	U	g	1.0	<0.30	U	g
Styrene	0.29		1.0	<0.29	U	g	1.0	<0.29	U	g	1.0	<0.29	U	g

Project: Beaumont						Table B - 6								
Site: 1						Analytical Data Summary								
Extraction Method: SW5030B						EPA Method SW8260B								
Analytical Method: SW8260B														
Matrix: Water			Environmental Samples											
Units: µg/L														
		Field ID:		MW-15				MW-18				MW-43		
		SDG:		06-06-0335				06-06-0335				06-06-0335		
		Batch ID:		060608L01				060608L01				060608L01		
Parameters	MDL		PQL	Result	Validity	Comments	PQL	Result	Validity	Comments	PQL	Result	Validity	Comments
1,1,1,2-Tetrachloroethane	0.37		1.0	<0.37	U	g	1.0	<0.37	U	g	1.0	<0.37	U	g
1,1,2,2-Tetrachloroethane	0.37		1.0	<0.37	U	g	1.0	<0.37	U	g	1.0	<0.37	U	g
Tetrachloroethene	0.29		1.0	<0.29	U	g	1.0	<0.29	U	g	1.0	<0.29	U	g
Toluene	0.35		1.0	<0.35	U	g	1.0	<0.35	U	g	1.0	<0.35	U	g
1,2,3-Trichlorobenzene	0.39		1.0	<0.39	U	g	1.0	<0.39	U	g	1.0	<0.39	U	g
1,2,4-Trichlorobenzene	0.35		1.0	<0.35	U	g	1.0	<0.35	U	g	1.0	<0.35	U	g
1,1,1-Trichloroethane	0.32		1.0	<0.32	U	g	1.0	<0.32	U	g	1.0	<0.32	U	g
1,1,2-Trichloroethane	0.54		1.0	<0.54	U	g	1.0	<0.54	U	g	1.0	<0.54	U	g
Trichloroethene	0.30		1.00	0.91	J	q	1.00	0.86	J	q	1.0	4.6		g
Trichlorofluoromethane	0.36		10	<0.36	U	g	10	<0.36	U	g	10	<0.36	U	g
1,2,3-Trichloropropane	2.3		5.0	<2.3	U	g	5.0	<2.3	U	g	5.0	<2.3	U	g
1,2,4-Trimethylbenzene	0.26		1.0	<0.26	U	g	1.0	<0.26	U	g	1.0	<0.26	U	g
1,3,5-Trimethylbenzene	0.19		1.0	<0.19	U	g	1.0	<0.19	U	g	1.0	<0.19	U	g
Vinyl Acetate	3.2		10	<3.2	U	g	10	<3.2	U	g	10	<3.2	U	g
Vinyl Chloride	0.33		0.50	<0.33	U	g	0.50	<0.33	U	g	0.50	<0.33	U	g
p/m-Xylene	0.38		1.0	<0.38	U	g	1.0	<0.38	U	g	1.0	<0.38	U	g
o-Xylene	0.21		1.0	<0.21	U	g	1.0	<0.21	U	g	1.0	<0.21	U	g
Methyl-t-Butyl Ether (MTBE)	0.29		1.0	<0.29	U	g	1.0	<0.29	U	g	1.0	<0.29	U	g
1,1,2-Trichloro-1,2,2-Trifluoroethane	0.54		10	<0.54	U	g	10	<0.54	U	g	10	<0.54	U	g

Project: Beaumont						Table B - 6							
Site: 1						Analytical Data Summary							
Extraction Method: SW5030B						EPA Method SW8260B							
Analytical Method: SW8260B													
Matrix: Water			Environmental Samples										
Units: µg/L													
		Field ID:		MW-45				MW-67					
		SDG:		06-06-0335				06-06-0335					
		Batch ID:		060608L01				060608L01					
Parameters	MDL		PQL	Result	Validity	Comments	PQL	Result	Validity	Comments			
Acetone	6.1		10	<6.1	U	g	10	<6.1	U	g			
Benzene	0.26		0.50	<0.26	U	g	0.50	<0.26	U	g			
Bromobenzene	0.47		1.0	<0.47	U	g	1.0	<0.47	U	g			
Bromochloromethane	0.68		1.0	<0.68	U	g	1.0	<0.68	U	g			
Bromodichloromethane	0.27		1.0	<0.27	U	g	1.0	<0.27	U	g			
Bromoform	0.62		1.0	<0.62	U	g	1.0	<0.62	U	g			
Bromomethane	2.9		10	<2.9	U	g	10	<2.9	U	g			
2-Butanone	4.2		10	<4.2	U	g	10	<4.2	U	g			
n-Butylbenzene	0.29		1.0	<0.29	U	g	1.0	<0.29	U	g			
sec-Butylbenzene	0.21		1.0	<0.21	U	g	1.0	<0.21	U	g			
tert-Butylbenzene	0.17		1.0	<0.17	U	g	1.0	<0.17	U	g			
Carbon Disulfide	1.0		10	<1.0	U	g	10	<1.0	U	g			
Carbon Tetrachloride	0.42		0.50	<0.42	U	g	0.50	<0.42	U	g			
Chlorobenzene	0.36		1.0	<0.36	U	g	1.0	<0.36	U	g			
Chloroethane	0.52		1.0	<0.52	U	g	1.0	<0.52	U	g			
Chloroform	0.22		1.0	<0.22	U	g	1.0	<0.22	U	g			
Chloromethane	1.8		10	<1.8	U	g	10	<1.8	U	g			
2-Chlorotoluene	0.24		1.0	<0.24	U	g	1.0	<0.24	U	g			
4-Chlorotoluene	0.30		1.0	<0.30	U	g	1.0	<0.30	U	g			
Dibromochloromethane	0.45		1.0	<0.45	U	g	1.0	<0.45	U	g			
1,2-Dibromo-3-Chloropropane	2.5		5.0	<2.5	U	g	5.0	<2.5	U	g			
1,2-Dibromoethane	0.81		1.0	<0.81	U	g	1.0	<0.81	U	g			
Dibromomethane	0.42		1.0	<0.42	U	g	1.0	<0.42	U	g			
1,2-Dichlorobenzene	0.24		1.0	<0.24	U	g	1.0	<0.24	U	g			
1,3-Dichlorobenzene	0.38		1.0	<0.38	U	g	1.0	<0.38	U	g			
1,4-Dichlorobenzene	0.30		1.0	<0.30	U	g	1.0	<0.30	U	g			
Dichlorodifluoromethane	0.27		1.0	<0.27	U	g	1.0	<0.27	U	g			
1,1-Dichloroethane	0.53		1.0	<0.53	U	g	1.0	<0.53	U	g			
1,2-Dichloroethane	0.22		0.50	<0.22	U	g	0.50	<0.22	U	g			
1,1-Dichloroethene	0.31		1.0	7.0		g	1.0	<0.31	U	g			
c-1,2-Dichloroethene	0.35		1.0	<0.35	U	g	1.0	<0.35	U	g			
t-1,2-Dichloroethene	0.29		1.0	<0.29	U	g	1.0	<0.29	U	g			
1,2-Dichloropropane	0.28		1.0	<0.28	U	g	1.0	<0.28	U	g			
1,3-Dichloropropane	0.30		1.0	<0.30	U	g	1.0	<0.30	U	g			
2,2-Dichloropropane	0.40		1.0	<0.40	U	g	1.0	<0.40	U	g			
1,1-Dichloropropene	0.21		1.0	<0.21	U	g	1.0	<0.21	U	g			
c-1,3-Dichloropropene	0.45		0.50	<0.45	U	g	0.50	<0.45	U	g			
t-1,3-Dichloropropene	0.31		0.50	<0.31	U	g	0.50	<0.31	U	g			
Ethylbenzene	0.17		1.0	<0.17	U	g	1.0	<0.17	U	g			
2-Hexanone	1.9		10	<1.9	U	g	10	<1.9	U	g			
Isopropylbenzene	0.24		1.0	<0.24	U	g	1.0	<0.24	U	g			
p-Isopropyltoluene	0.21		1.0	<0.21	U	g	1.0	<0.21	U	g			
Methylene Chloride	2.6		10	24	B	a, k	10	25	B	a, k			
4-Methyl-2-Pentanone	2.4		10	<2.4	U	g	10	<2.4	U	g			
Naphthalene	0.95		10	<0.95	U	g	10	<0.95	U	g			
n-Propylbenzene	0.30		1.0	<0.30	U	g	1.0	<0.30	U	g			
Styrene	0.29		1.0	<0.29	U	g	1.0	<0.29	U	g			

Project: Beaumont						Table B - 6							
Site: 1						Analytical Data Summary							
Extraction Method: SW5030B						EPA Method SW8260B							
Analytical Method: SW8260B													
Matrix: Water			Environmental Samples										
Units: µg/L													
		Field ID:		MW-45				MW-67					
		SDG:		06-06-0335				06-06-0335					
		Batch ID:		060608L01				060608L01					
Parameters	MDL		PQL	Result	Validity	Comments	PQL	Result	Validity	Comments			
1,1,1,2-Tetrachloroethane	0.37		1.0	<0.37	U	g	1.0	<0.37	U	g			
1,1,2,2-Tetrachloroethane	0.37		1.0	<0.37	U	g	1.0	<0.37	U	g			
Tetrachloroethene	0.29		1.0	<0.29	U	g	1.0	<0.29	U	g			
Toluene	0.35		1.0	<0.35	U	g	1.0	<0.35	U	g			
1,2,3-Trichlorobenzene	0.39		1.0	<0.39	U	g	1.0	<0.39	U	g			
1,2,4-Trichlorobenzene	0.35		1.0	<0.35	U	g	1.0	<0.35	U	g			
1,1,1-Trichloroethane	0.32		1.0	<0.32	U	g	1.0	<0.32	U	g			
1,1,2-Trichloroethane	0.54		1.0	<0.54	U	g	1.0	<0.54	U	g			
Trichloroethene	0.30		1.0	7.6		g	1.0	<0.30	U	g			
Trichlorofluoromethane	0.36		10	<0.36	U	g	10	<0.36	U	g			
1,2,3-Trichloropropane	2.3		5.0	<2.3	U	g	5.0	<2.3	U	g			
1,2,4-Trimethylbenzene	0.26		1.0	<0.26	U	g	1.0	<0.26	U	g			
1,3,5-Trimethylbenzene	0.19		1.0	<0.19	U	g	1.0	<0.19	U	g			
Vinyl Acetate	3.2		10	<3.2	U	g	10	<3.2	U	g			
Vinyl Chloride	0.33		0.50	<0.33	U	g	0.50	<0.33	U	g			
p/m-Xylene	0.38		1.0	<0.38	U	g	1.0	<0.38	U	g			
o-Xylene	0.21		1.0	<0.21	U	g	1.0	<0.21	U	g			
Methyl-t-Butyl Ether (MTBE)	0.29		1.0	<0.29	U	g	1.0	<0.29	U	g			
1,1,2-Trichloro-1,2,2-Trifluoroethane	0.54		10	<0.54	U	g	10	<0.54	U	g			

Project: Beaumont						Table B - 6									
Site: 1						Analytical Data Summary									
Extraction Method: SW5030B						EPA Method SW8260B									
Analytical Method: SW8260B															
Matrix: Water			Environmental Samples												
Units: µg/L															
		Field ID:		FSW-June06				LSW-June06				SW-02			
		SDG:		06-06-0336				06-06-0336				06-06-0336			
		Batch ID:		060608L01				060608L01				060608L01			
Parameters	MDL		PQL	Result	Validity	Comments	PQL	Result	Validity	Comments	PQL	Result	Validity	Comments	
Acetone	6.1		10.0	7.8	J	g	10	<6.1	U	g	10	16		g	
Benzene	0.26		0.50	<0.26	U	g	0.50	<0.26	U	g	0.50	<0.26	U	g	
Bromobenzene	0.47		1.0	<0.47	U	g	1.0	<0.47	U	g	1.0	<0.47	U	g	
Bromochloromethane	0.68		1.0	<0.68	U	g	1.0	<0.68	U	g	1.0	<0.68	U	g	
Bromodichloromethane	0.27		1.0	<0.27	U	g	1.0	<0.27	U	g	1.0	<0.27	U	g	
Bromoform	0.62		1.0	<0.62	U	g	1.0	<0.62	U	g	1.0	<0.62	U	g	
Bromomethane	2.9		10	<2.9	U	g	10	<2.9	U	g	10	<2.9	U	g	
2-Butanone	4.2		10	<4.2	U	g	10	<4.2	U	g	10	<4.2	U	g	
n-Butylbenzene	0.29		1.0	<0.29	U	g	1.0	<0.29	U	g	1.0	<0.29	U	g	
sec-Butylbenzene	0.21		1.0	<0.21	U	g	1.0	<0.21	U	g	1.0	<0.21	U	g	
tert-Butylbenzene	0.17		1.0	<0.17	U	g	1.0	<0.17	U	g	1.0	<0.17	U	g	
Carbon Disulfide	1.0		10	<1.0	U	g	10	<1.0	U	g	10	<1.0	U	g	
Carbon Tetrachloride	0.42		0.50	<0.42	U	g	0.50	<0.42	U	g	0.50	<0.42	U	g	
Chlorobenzene	0.36		1.0	<0.36	U	g	1.0	<0.36	U	g	1.0	<0.36	U	g	
Chloroethane	0.52		1.0	<0.52	U	g	1.0	<0.52	U	g	1.0	<0.52	U	g	
Chloroform	0.22		1.0	<0.22	U	g	1.0	<0.22	U	g	1.0	<0.22	U	g	
Chloromethane	1.8		10	<1.8	U	g	10	<1.8	U	g	10	<1.8	U	g	
2-Chlorotoluene	0.24		1.0	<0.24	U	g	1.0	<0.24	U	g	1.0	<0.24	U	g	
4-Chlorotoluene	0.30		1.0	<0.30	U	g	1.0	<0.30	U	g	1.0	<0.30	U	g	
Dibromochloromethane	0.45		1.0	<0.45	U	g	1.0	<0.45	U	g	1.0	<0.45	U	g	
1,2-Dibromo-3-Chloropropane	2.5		5.0	<2.5	U	g	5.0	<2.5	U	g	5.0	<2.5	U	g	
1,2-Dibromoethane	0.81		1.0	<0.81	U	g	1.0	<0.81	U	g	1.0	<0.81	U	g	
Dibromomethane	0.42		1.0	<0.42	U	g	1.0	<0.42	U	g	1.0	<0.42	U	g	
1,2-Dichlorobenzene	0.24		1.0	<0.24	U	g	1.0	<0.24	U	g	1.0	<0.24	U	g	
1,3-Dichlorobenzene	0.38		1.0	<0.38	U	g	1.0	<0.38	U	g	1.0	<0.38	U	g	
1,4-Dichlorobenzene	0.30		1.0	<0.30	U	g	1.0	<0.30	U	g	1.0	<0.30	U	g	
Dichlorodifluoromethane	0.27		1.0	<0.27	U	g	1.0	<0.27	U	g	1.0	<0.27	U	g	
1,1-Dichloroethane	0.53		1.0	<0.53	U	g	1.0	<0.53	U	g	1.0	<0.53	U	g	
1,2-Dichloroethane	0.22		0.50	<0.22	U	g	0.50	<0.22	U	g	0.50	<0.22	U	g	
1,1-Dichloroethene	0.31		1.0	<0.31	U	g	1.0	<0.31	U	g	1.0	7.8		g	
c-1,2-Dichloroethene	0.35		1.0	<0.35	U	g	1.0	<0.35	U	g	1.0	1.4		g	
t-1,2-Dichloroethene	0.29		1.0	<0.29	U	g	1.0	<0.29	U	g	1.0	<0.29	U	g	
1,2-Dichloropropane	0.28		1.0	<0.28	U	g	1.0	<0.28	U	g	1.0	<0.28	U	g	
1,3-Dichloropropane	0.30		1.0	<0.30	U	g	1.0	<0.30	U	g	1.0	<0.30	U	g	
2,2-Dichloropropane	0.40		1.0	<0.40	U	g	1.0	<0.40	U	g	1.0	<0.40	U	g	
1,1-Dichloropropene	0.21		1.0	<0.21	U	g	1.0	<0.21	U	g	1.0	<0.21	U	g	
c-1,3-Dichloropropene	0.45		0.50	<0.45	U	g	0.50	<0.45	U	g	0.50	<0.45	U	g	
t-1,3-Dichloropropene	0.31		0.50	<0.31	U	g	0.50	<0.31	U	g	0.50	<0.31	U	g	
Ethylbenzene	0.17		1.0	<0.17	U	g	1.0	<0.17	U	g	1.0	<0.17	U	g	
2-Hexanone	1.9		10	<1.9	U	g	10	<1.9	U	g	10	<1.9	U	g	
Isopropylbenzene	0.24		1.0	<0.24	U	g	1.0	<0.24	U	g	1.0	<0.24	U	g	
p-Isopropyltoluene	0.21		1.0	<0.21	U	g	1.0	<0.21	U	g	1.0	<0.21	U	g	
Methylene Chloride	2.6		10	23	B	a, k	10	25	B	a, k	10	23	B	a, k	
4-Methyl-2-Pentanone	2.4		10	<2.4	U	g	10	<2.4	U	g	10	<2.4	U	g	
Naphthalene	0.95		10	<0.95	U	g	10	<0.95	U	g	10	<0.95	U	g	
n-Propylbenzene	0.30		1.0	<0.30	U	g	1.0	<0.30	U	g	1.0	<0.30	U	g	
Styrene	0.29		1.0	<0.29	U	g	1.0	<0.29	U	g	1.0	<0.29	U	g	

Project: Beaumont						Table B - 6								
Site: 1						Analytical Data Summary								
Extraction Method: SW5030B						EPA Method SW8260B								
Analytical Method: SW8260B														
Matrix: Water			Environmental Samples											
Units: µg/L														
		Field ID:		FSW-June06				LSW-June06				SW-02		
		SDG:		06-06-0336				06-06-0336				06-06-0336		
		Batch ID:		060608L01				060608L01				060608L01		
Parameters	MDL		PQL	Result	Validity	Comments	PQL	Result	Validity	Comments	PQL	Result	Validity	Comments
1,1,1,2-Tetrachloroethane	0.37		1.0	<0.37	U	g	1.0	<0.37	U	g	1.0	<0.37	U	g
1,1,2,2-Tetrachloroethane	0.37		1.0	<0.37	U	g	1.0	<0.37	U	g	1.0	<0.37	U	g
Tetrachloroethene	0.29		1.0	<0.29	U	g	1.0	<0.29	U	g	1.0	<0.29	U	g
Toluene	0.35		1.0	<0.35	U	g	1.0	<0.35	U	g	1.0	1.0		g
1,2,3-Trichlorobenzene	0.39		1.0	<0.39	U	g	1.0	<0.39	U	g	1.0	<0.39	U	g
1,2,4-Trichlorobenzene	0.35		1.0	<0.35	U	g	1.0	<0.35	U	g	1.0	<0.35	U	g
1,1,1-Trichloroethane	0.32		1.0	<0.32	U	g	1.0	<0.32	U	g	1.0	<0.32	U	g
1,1,2-Trichloroethane	0.54		1.0	<0.54	U	g	1.0	<0.54	U	g	1.0	<0.54	U	g
Trichloroethene	0.30		1.0	<0.30	U	g	1.0	<0.30	U	g	1.0	8.3		g
Trichlorofluoromethane	0.36		10	<0.36	U	g	10	<0.36	U	g	10	<0.36	U	g
1,2,3-Trichloropropane	2.3		5.0	<2.3	U	g	5.0	<2.3	U	g	5.0	<2.3	U	g
1,2,4-Trimethylbenzene	0.26		1.0	<0.26	U	g	1.0	<0.26	U	g	1.0	<0.26	U	g
1,3,5-Trimethylbenzene	0.19		1.0	<0.19	U	g	1.0	<0.19	U	g	1.0	<0.19	U	g
Vinyl Acetate	3.2		10	<3.2	U	g	10	<3.2	U	g	10	<3.2	U	g
Vinyl Chloride	0.33		0.50	<0.33	U	g	0.50	<0.33	U	g	0.50	<0.33	U	g
p/m-Xylene	0.38		1.0	<0.38	U	g	1.0	<0.38	U	g	1.0	<0.38	U	g
o-Xylene	0.21		1.0	<0.21	U	g	1.0	<0.21	U	g	1.0	<0.21	U	g
Methyl-t-Butyl Ether (MTBE)	0.29		1.0	<0.29	U	g	1.0	<0.29	U	g	1.0	<0.29	U	g
1,1,2-Trichloro-1,2,2-Trifluoroethane	0.54		10	<0.54	U	g	10	<0.54	U	g	10	<0.54	U	g

Project: Beaumont						Table B - 6								
Site: 1						Analytical Data Summary								
Extraction Method: SW5030B						EPA Method SW8260B								
Analytical Method: SW8260B														
Matrix: Water			Environmental Samples											
Units: µg/L														
		Field ID:		SW-102				SW-03				SW-04		
		SDG:		06-06-0336				06-06-0336				06-06-0336		
		Batch ID:		060608L01				060608L01				060608L01		
Parameters	MDL		PQL	Result	Validity	Comments	PQL	Result	Validity	Comments	PQL	Result	Validity	Comments
Acetone	6.1		10	19		g	10.0	7.4	J	q	10	150		g
Benzene	0.26		0.50	<0.26	U	g	0.50	<0.26	U	g	0.50	<0.26	U	g
Bromobenzene	0.47		1.0	<0.47	U	g	1.0	<0.47	U	g	1.0	<0.47	U	g
Bromochloromethane	0.68		1.0	<0.68	U	g	1.0	<0.68	U	g	1.0	<0.68	U	g
Bromodichloromethane	0.27		1.0	<0.27	U	g	1.0	<0.27	U	g	1.0	<0.27	U	g
Bromoform	0.62		1.0	<0.62	U	g	1.0	<0.62	U	g	1.0	<0.62	U	g
Bromomethane	2.9		10	<2.9	U	g	10	<2.9	U	g	10	<2.9	U	g
2-Butanone	4.2		10	<4.2	U	g	10	<4.2	U	g	10	13		g
n-Butylbenzene	0.29		1.0	<0.29	U	g	1.0	<0.29	U	g	1.0	<0.29	U	g
sec-Butylbenzene	0.21		1.0	<0.21	U	g	1.0	<0.21	U	g	1.0	<0.21	U	g
tert-Butylbenzene	0.17		1.0	<0.17	U	g	1.0	<0.17	U	g	1.0	<0.17	U	g
Carbon Disulfide	1.0		10	<1.0	U	g	10	<1.0	U	g	10.0	2.8	J	q
Carbon Tetrachloride	0.42		0.50	<0.42	U	g	0.50	<0.42	U	g	0.50	<0.42	U	g
Chlorobenzene	0.36		1.0	<0.36	U	g	1.0	<0.36	U	g	1.0	<0.36	U	g
Chloroethane	0.52		1.0	<0.52	U	g	1.0	<0.52	U	g	1.0	<0.52	U	g
Chloroform	0.22		1.0	<0.22	U	g	1.0	<0.22	U	g	1.0	<0.22	U	g
Chloromethane	1.8		10	<1.8	U	g	10	<1.8	U	g	10	<1.8	U	g
2-Chlorotoluene	0.24		1.0	<0.24	U	g	1.0	<0.24	U	g	1.0	<0.24	U	g
4-Chlorotoluene	0.30		1.0	<0.30	U	g	1.0	<0.30	U	g	1.0	<0.30	U	g
Dibromochloromethane	0.45		1.0	<0.45	U	g	1.0	<0.45	U	g	1.0	<0.45	U	g
1,2-Dibromo-3-Chloropropane	2.5		5.0	<2.5	U	g	5.0	<2.5	U	g	5.0	<2.5	U	g
1,2-Dibromoethane	0.81		1.0	<0.81	U	g	1.0	<0.81	U	g	1.0	<0.81	U	g
Dibromomethane	0.42		1.0	<0.42	U	g	1.0	<0.42	U	g	1.0	<0.42	U	g
1,2-Dichlorobenzene	0.24		1.0	<0.24	U	g	1.0	<0.24	U	g	1.0	<0.24	U	g
1,3-Dichlorobenzene	0.38		1.0	<0.38	U	g	1.0	<0.38	U	g	1.0	<0.38	U	g
1,4-Dichlorobenzene	0.30		1.0	<0.30	U	g	1.0	<0.30	U	g	1.0	<0.30	U	g
Dichlorodifluoromethane	0.27		1.0	<0.27	U	g	1.0	<0.27	U	g	1.0	<0.27	U	g
1,1-Dichloroethane	0.53		1.0	<0.53	U	g	1.0	<0.53	U	g	1.0	<0.53	U	g
1,2-Dichloroethane	0.22		0.50	<0.22	U	g	0.50	<0.22	U	g	0.50	<0.22	U	g
1,1-Dichloroethene	0.31		1.0	8.3		g	1.0	4.4		g	1.0	<0.31	U	g
c-1,2-Dichloroethene	0.35		1.0	1.6		g	1.00	0.76	J	q	1.0	<0.35	U	g
t-1,2-Dichloroethene	0.29		1.0	<0.29	U	g	1.0	<0.29	U	g	1.0	<0.29	U	g
1,2-Dichloropropane	0.28		1.0	<0.28	U	g	1.0	<0.28	U	g	1.0	<0.28	U	g
1,3-Dichloropropane	0.30		1.0	<0.30	U	g	1.0	<0.30	U	g	1.0	<0.30	U	g
2,2-Dichloropropane	0.40		1.0	<0.40	U	g	1.0	<0.40	U	g	1.0	<0.40	U	g
1,1-Dichloropropene	0.21		1.0	<0.21	U	g	1.0	<0.21	U	g	1.0	<0.21	U	g
c-1,3-Dichloropropene	0.45		0.50	<0.45	U	g	0.50	<0.45	U	g	0.50	<0.45	U	g
t-1,3-Dichloropropene	0.31		0.50	<0.31	U	g	0.50	<0.31	U	g	0.50	<0.31	U	g
Ethylbenzene	0.17		1.0	<0.17	U	g	1.0	<0.17	U	g	1.0	<0.17	U	g
2-Hexanone	1.9		10	<1.9	U	g	10	<1.9	U	g	10	<1.9	U	g
Isopropylbenzene	0.24		1.0	<0.24	U	g	1.0	<0.24	U	g	1.0	<0.24	U	g
p-Isopropyltoluene	0.21		1.0	<0.21	U	g	1.0	<0.21	U	g	1	11		g
Methylene Chloride	2.6		10.0	8.2	B J	a, k, q	10	15	B	a, k	10	18	B	a, k
4-Methyl-2-Pentanone	2.4		10	<2.4	U	g	10	<2.4	U	g	10	<2.4	U	g
Naphthalene	0.95		10	<0.95	U	g	10	<0.95	U	g	10	<0.95	U	g
n-Propylbenzene	0.30		1.0	<0.30	U	g	1.0	<0.30	U	g	1.0	<0.30	U	g
Styrene	0.29		1.0	<0.29	U	g	1.0	<0.29	U	g	1.0	<0.29	U	g

Project: Beaumont						Table B - 6								
Site: 1						Analytical Data Summary								
Extraction Method: SW5030B						EPA Method SW8260B								
Analytical Method: SW8260B														
Matrix: Water			Environmental Samples											
Units: µg/L														
		Field ID:		SW-102				SW-03				SW-04		
		SDG:		06-06-0336				06-06-0336				06-06-0336		
		Batch ID:		060608L01				060608L01				060608L01		
Parameters	MDL		PQL	Result	Validity	Comments	PQL	Result	Validity	Comments	PQL	Result	Validity	Comments
1,1,1,2-Tetrachloroethane	0.37		1.0	<0.37	U	g	1.0	<0.37	U	g	1.0	<0.37	U	g
1,1,2,2-Tetrachloroethane	0.37		1.0	<0.37	U	g	1.0	<0.37	U	g	1.0	<0.37	U	g
Tetrachloroethene	0.29		1.0	<0.29	U	g	1.0	<0.29	U	g	1.0	<0.29	U	g
Toluene	0.35		1.0	1.0		g	1.0	<0.35	U	g	1	50		g
1,2,3-Trichlorobenzene	0.39		1.0	<0.39	U	g	1.0	<0.39	U	g	1.0	<0.39	U	g
1,2,4-Trichlorobenzene	0.35		1.0	<0.35	U	g	1.0	<0.35	U	g	1.0	<0.35	U	g
1,1,1-Trichloroethane	0.32		1.0	<0.32	U	g	1.0	<0.32	U	g	1.0	<0.32	U	g
1,1,2-Trichloroethane	0.54		1.0	<0.54	U	g	1.0	<0.54	U	g	1.0	<0.54	U	g
Trichloroethene	0.30		1.0	8.9		g	1.0	4.7		g	1.00	0.34	J	q
Trichlorofluoromethane	0.36		10	<0.36	U	g	10	<0.36	U	g	10	<0.36	U	g
1,2,3-Trichloropropane	2.3		5.0	<2.3	U	g	5.0	<2.3	U	g	5.0	<2.3	U	g
1,2,4-Trimethylbenzene	0.26		1.0	<0.26	U	g	1.0	<0.26	U	g	1.0	<0.26	U	g
1,3,5-Trimethylbenzene	0.19		1.0	<0.19	U	g	1.0	<0.19	U	g	1.0	<0.19	U	g
Vinyl Acetate	3.2		10	<3.2	U	g	10	<3.2	U	g	10	<3.2	U	g
Vinyl Chloride	0.33		0.50	<0.33	U	g	0.50	<0.33	U	g	0.50	<0.33	U	g
p/m-Xylene	0.38		1.0	<0.38	U	g	1.0	<0.38	U	g	1.0	<0.38	U	g
o-Xylene	0.21		1.0	<0.21	U	g	1.0	<0.21	U	g	1.0	<0.21	U	g
Methyl-t-Butyl Ether (MTBE)	0.29		1.0	<0.29	U	g	1.0	<0.29	U	g	1.0	<0.29	U	g
1,1,2-Trichloro-1,2,2-Trifluoroethane	0.54		10	<0.54	U	g	10	<0.54	U	g	10	<0.54	U	g

Project: Beaumont						Table B - 6								
Site: 1						Analytical Data Summary								
Extraction Method: SW5030B						EPA Method SW8260B								
Analytical Method: SW8260B														
Matrix: Water			Environmental Samples											
Units: µg/L														
		Field ID:		SW-06				SW-07						
		SDG:		06-06-0336				06-06-0336						
		Batch ID:		060608L01				060608L01						
Parameters	MDL		PQL	Result	Validity	Comments	PQL	Result	Validity	Comments				
Acetone	6.1		10	11		g	10	12		g				
Benzene	0.26		0.50	<0.26	U	g	0.50	<0.26	U	g				
Bromobenzene	0.47		1.0	<0.47	U	g	1.0	<0.47	U	g				
Bromochloromethane	0.68		1.0	<0.68	U	g	1.0	<0.68	U	g				
Bromodichloromethane	0.27		1.0	<0.27	U	g	1.0	<0.27	U	g				
Bromoform	0.62		1.0	<0.62	U	g	1.0	<0.62	U	g				
Bromomethane	2.9		10	<2.9	U	g	10	<2.9	U	g				
2-Butanone	4.2		10	<4.2	U	g	10	<4.2	U	g				
n-Butylbenzene	0.29		1.0	<0.29	U	g	1.0	<0.29	U	g				
sec-Butylbenzene	0.21		1.0	<0.21	U	g	1.0	<0.21	U	g				
tert-Butylbenzene	0.17		1.0	<0.17	U	g	1.0	<0.17	U	g				
Carbon Disulfide	1.0		10	<1.0	U	g	10	<1.0	U	g				
Carbon Tetrachloride	0.42		0.50	<0.42	U	g	0.50	<0.42	U	g				
Chlorobenzene	0.36		1.0	<0.36	U	g	1.0	<0.36	U	g				
Chloroethane	0.52		1.0	<0.52	U	g	1.0	<0.52	U	g				
Chloroform	0.22		1.0	<0.22	U	g	1.0	<0.22	U	g				
Chloromethane	1.8		10	<1.8	U	g	10	<1.8	U	g				
2-Chlorotoluene	0.24		1.0	<0.24	U	g	1.0	<0.24	U	g				
4-Chlorotoluene	0.30		1.0	<0.30	U	g	1.0	<0.30	U	g				
Dibromochloromethane	0.45		1.0	<0.45	U	g	1.0	<0.45	U	g				
1,2-Dibromo-3-Chloropropane	2.5		5.0	<2.5	U	g	5.0	<2.5	U	g				
1,2-Dibromoethane	0.81		1.0	<0.81	U	g	1.0	<0.81	U	g				
Dibromomethane	0.42		1.0	<0.42	U	g	1.0	<0.42	U	g				
1,2-Dichlorobenzene	0.24		1.0	<0.24	U	g	1.0	<0.24	U	g				
1,3-Dichlorobenzene	0.38		1.0	<0.38	U	g	1.0	<0.38	U	g				
1,4-Dichlorobenzene	0.30		1.0	<0.30	U	g	1.0	<0.30	U	g				
Dichlorodifluoromethane	0.27		1.0	<0.27	U	g	1.0	<0.27	U	g				
1,1-Dichloroethane	0.53		1.0	<0.53	U	g	1.0	<0.53	U	g				
1,2-Dichloroethane	0.22		0.50	<0.22	U	g	0.50	<0.22	U	g				
1,1-Dichloroethene	0.31		1.0	<0.31	U	g	1.0	<0.31	U	g				
c-1,2-Dichloroethene	0.35		1.0	<0.35	U	g	1.0	<0.35	U	g				
t-1,2-Dichloroethene	0.29		1.0	<0.29	U	g	1.0	<0.29	U	g				
1,2-Dichloropropane	0.28		1.0	<0.28	U	g	1.0	<0.28	U	g				
1,3-Dichloropropane	0.30		1.0	<0.30	U	g	1.0	<0.30	U	g				
2,2-Dichloropropane	0.40		1.0	<0.40	U	g	1.0	<0.40	U	g				
1,1-Dichloropropene	0.21		1.0	<0.21	U	g	1.0	<0.21	U	g				
c-1,3-Dichloropropene	0.45		0.50	<0.45	U	g	0.50	<0.45	U	g				
t-1,3-Dichloropropene	0.31		0.50	<0.31	U	g	0.50	<0.31	U	g				
Ethylbenzene	0.17		1.0	<0.17	U	g	1.0	<0.17	U	g				
2-Hexanone	1.9		10	<1.9	U	g	10	<1.9	U	g				
Isopropylbenzene	0.24		1.0	<0.24	U	g	1.0	<0.24	U	g				
p-Isopropyltoluene	0.21		1.0	<0.21	U	g	1.0	<0.21	U	g				
Methylene Chloride	2.6		10	24	B	a, k	10	22	B	a, k				
4-Methyl-2-Pentanone	2.4		10	<2.4	U	g	10	<2.4	U	g				
Naphthalene	0.95		10	<0.95	U	g	10	<0.95	U	g				
n-Propylbenzene	0.30		1.0	<0.30	U	g	1.0	<0.30	U	g				
Styrene	0.29		1.0	<0.29	U	g	1.0	<0.29	U	g				

Project: Beaumont						Table B - 6								
Site: 1						Analytical Data Summary								
Extraction Method: SW5030B						EPA Method SW8260B								
Analytical Method: SW8260B														
Matrix: Water			Environmental Samples											
Units: µg/L														
		Field ID:		SW-06				SW-07						
		SDG:		06-06-0336				06-06-0336						
		Batch ID:		060608L01				060608L01						
Parameters	MDL		PQL	Result	Validity	Comments	PQL	Result	Validity	Comments				
1,1,1,2-Tetrachloroethane	0.37		1.0	<0.37	U	g	1.0	<0.37	U	g				
1,1,2,2-Tetrachloroethane	0.37		1.0	<0.37	U	g	1.0	<0.37	U	g				
Tetrachloroethene	0.29		1.0	<0.29	U	g	1.0	<0.29	U	g				
Toluene	0.35		1.0	<0.35	U	g	1.0	<0.35	U	g				
1,2,3-Trichlorobenzene	0.39		1.0	<0.39	U	g	1.0	<0.39	U	g				
1,2,4-Trichlorobenzene	0.35		1.0	<0.35	U	g	1.0	<0.35	U	g				
1,1,1-Trichloroethane	0.32		1.0	<0.32	U	g	1.0	<0.32	U	g				
1,1,2-Trichloroethane	0.54		1.0	<0.54	U	g	1.0	<0.54	U	g				
Trichloroethene	0.30		1.0	<0.30	U	g	1.0	<0.30	U	g				
Trichlorofluoromethane	0.36		10	<0.36	U	g	10	<0.36	U	g				
1,2,3-Trichloropropane	2.3		5.0	<2.3	U	g	5.0	<2.3	U	g				
1,2,4-Trimethylbenzene	0.26		1.0	<0.26	U	g	1.0	<0.26	U	g				
1,3,5-Trimethylbenzene	0.19		1.0	<0.19	U	g	1.0	<0.19	U	g				
Vinyl Acetate	3.2		10	<3.2	U	g	10	<3.2	U	g				
Vinyl Chloride	0.33		0.50	<0.33	U	g	0.50	<0.33	U	g				
p/m-Xylene	0.38		1.0	<0.38	U	g	1.0	<0.38	U	g				
o-Xylene	0.21		1.0	<0.21	U	g	1.0	<0.21	U	g				
Methyl-t-Butyl Ether (MTBE)	0.29		1.0	<0.29	U	g	1.0	<0.29	U	g				
1,1,2-Trichloro-1,2,2-Trifluoroethane	0.54		10	<0.54	U	g	10	<0.54	U	g				

Project: Beaumont						Table B - 6								
Site: 1						Analytical Data Summary								
Extraction Method: SW5030B						EPA Method SW8260B								
Analytical Method: SW8260B														
Matrix: Water			Environmental Samples											
Units: µg/L														
		Field ID:		MW-08				MW-09				MW-37		
		SDG:		06-06-0548				06-06-0548				06-06-0548		
		Batch ID:		060609L01				060609L01				060609L01		
Parameters	MDL		PQL	Result	Validity	Comments	PQL	Result	Validity	Comments	PQL	Result	Validity	Comments
Acetone	6.1		10	<6.1	U	g	10	<6.1	U	g	10	<6.1	U	g
Benzene	0.26		0.50	<0.26	U	g	0.50	<0.26	U	g	0.50	<0.26	U	g
Bromobenzene	0.47		1.0	<0.47	U	g	1.0	<0.47	U	g	1.0	<0.47	U	g
Bromochloromethane	0.68		1.0	<0.68	U	g	1.0	<0.68	U	g	1.0	<0.68	U	g
Bromodichloromethane	0.27		1.0	<0.27	U	g	1.0	<0.27	U	g	1.0	<0.27	U	g
Bromoform	0.62		1.0	<0.62	U	g	1.0	<0.62	U	g	1.0	<0.62	U	g
Bromomethane	2.9		10	<2.9	U	g	10	<2.9	U	g	10	<2.9	U	g
2-Butanone	4.2		10	<4.2	U	g	10	<4.2	U	g	10	<4.2	U	g
n-Butylbenzene	0.29		1.0	<0.29	U	g	1.0	<0.29	U	g	1.0	<0.29	U	g
sec-Butylbenzene	0.21		1.0	<0.21	U	g	1.0	<0.21	U	g	1.0	<0.21	U	g
tert-Butylbenzene	0.17		1.0	<0.17	U	g	1.0	<0.17	U	g	1.0	<0.17	U	g
Carbon Disulfide	1.0		10	<1.0	U	g	10	<1.0	U	g	10	<1.0	U	g
Carbon Tetrachloride	0.42		0.50	<0.42	U	g	0.50	<0.42	U	g	0.50	<0.42	U	g
Chlorobenzene	0.36		1.0	<0.36	U	g	1.0	<0.36	U	g	1.0	<0.36	U	g
Chloroethane	0.52		1.0	<0.52	U	g	1.0	<0.52	U	g	1.0	<0.52	U	g
Chloroform	0.22		1.0	<0.22	U	g	1.0	<0.22	U	g	1.0	<0.22	U	g
Chloromethane	1.8		10	<1.8	U	g	10	<1.8	U	g	10	<1.8	U	g
2-Chlorotoluene	0.24		1.0	<0.24	U	g	1.0	<0.24	U	g	1.0	<0.24	U	g
4-Chlorotoluene	0.30		1.0	<0.30	U	g	1.0	<0.30	U	g	1.0	<0.30	U	g
Dibromochloromethane	0.45		1.0	<0.45	U	g	1.0	<0.45	U	g	1.0	<0.45	U	g
1,2-Dibromo-3-Chloropropane	2.5		5.0	<2.5	U	g	5.0	<2.5	U	g	5.0	<2.5	U	g
1,2-Dibromoethane	0.81		1.0	<0.81	U	g	1.0	<0.81	U	g	1.0	<0.81	U	g
Dibromomethane	0.42		1.0	<0.42	U	g	1.0	<0.42	U	g	1.0	<0.42	U	g
1,2-Dichlorobenzene	0.24		1.0	<0.24	U	g	1.0	<0.24	U	g	1.0	<0.24	U	g
1,3-Dichlorobenzene	0.38		1.0	<0.38	U	g	1.0	<0.38	U	g	1.0	<0.38	U	g
1,4-Dichlorobenzene	0.30		1.0	<0.30	U	g	1.0	<0.30	U	g	1.0	<0.30	U	g
Dichlorodifluoromethane	0.27		1.0	<0.27	U	g	1.0	<0.27	U	g	1.0	<0.27	U	g
1,1-Dichloroethane	0.53		1.0	<0.53	U	g	1.0	<0.53	U	g	1.00	0.68	J	q
1,2-Dichloroethane	0.22		0.50	<0.22	U	g	0.50	<0.22	U	g	0.50	<0.22	U	g
1,1-Dichloroethene	0.31		1.0	<0.31	U	g	1.0	<0.31	U	g	1.0	3.9		g
c-1,2-Dichloroethene	0.35		1.0	<0.35	U	g	1.0	<0.35	U	g	1.0	<0.35	U	g
t-1,2-Dichloroethene	0.29		1.0	<0.29	U	g	1.0	<0.29	U	g	1.0	<0.29	U	g
1,2-Dichloropropane	0.28		1.0	<0.28	U	g	1.0	<0.28	U	g	1.0	<0.28	U	g
1,3-Dichloropropane	0.30		1.0	<0.30	U	g	1.0	<0.30	U	g	1.0	<0.30	U	g
2,2-Dichloropropane	0.40		1.0	<0.40	U	g	1.0	<0.40	U	g	1.0	<0.40	U	g
1,1-Dichloropropene	0.21		1.0	<0.21	U	g	1.0	<0.21	U	g	1.0	<0.21	U	g
c-1,3-Dichloropropene	0.45		0.50	<0.45	U	g	0.50	<0.45	U	g	0.50	<0.45	U	g
t-1,3-Dichloropropene	0.31		0.50	<0.31	U	g	0.50	<0.31	U	g	0.50	<0.31	U	g
Ethylbenzene	0.17		1.0	<0.17	U	g	1.0	<0.17	U	g	1.0	<0.17	U	g
2-Hexanone	1.9		10	<1.9	U	g	10	<1.9	U	g	10	<1.9	U	g
Isopropylbenzene	0.24		1.0	<0.24	U	g	1.0	<0.24	U	g	1.0	<0.24	U	g
p-Isopropyltoluene	0.21		1.0	<0.21	U	g	1.0	<0.21	U	g	1.0	<0.21	U	g
Methylene Chloride	2.6		10	65	B	a, k	10	64	B	a, k	10	64	B	a, k
4-Methyl-2-Pentanone	2.4		10	<2.4	U	g	10	<2.4	U	g	10	<2.4	U	g
Naphthalene	0.95		10	<0.95	U	g	10	<0.95	U	g	10	<0.95	U	g
n-Propylbenzene	0.30		1.0	<0.30	U	g	1.0	<0.30	U	g	1.0	<0.30	U	g
Styrene	0.29		1.0	<0.29	U	g	1.0	<0.29	U	g	1.0	<0.29	U	g

Project: Beaumont						Table B - 6								
Site: 1						Analytical Data Summary								
Extraction Method: SW5030B						EPA Method SW8260B								
Analytical Method: SW8260B														
Matrix: Water			Environmental Samples											
Units: µg/L														
		Field ID:		MW-08				MW-09				MW-37		
		SDG:		06-06-0548				06-06-0548				06-06-0548		
		Batch ID:		060609L01				060609L01				060609L01		
Parameters	MDL		PQL	Result	Validity	Comments	PQL	Result	Validity	Comments	PQL	Result	Validity	Comments
1,1,1,2-Tetrachloroethane	0.37		1.0	<0.37	U	g	1.0	<0.37	U	g	1.0	<0.37	U	g
1,1,2,2-Tetrachloroethane	0.37		1.0	<0.37	U	g	1.0	<0.37	U	g	1.0	<0.37	U	g
Tetrachloroethene	0.29		1.0	<0.29	U	g	1.0	<0.29	U	g	1.0	<0.29	U	g
Toluene	0.35		1.0	<0.35	U	g	1.0	<0.35	U	g	1.0	<0.35	U	g
1,2,3-Trichlorobenzene	0.39		1.0	<0.39	U	g	1.0	<0.39	U	g	1.0	<0.39	U	g
1,2,4-Trichlorobenzene	0.35		1.0	<0.35	U	g	1.0	<0.35	U	g	1.0	<0.35	U	g
1,1,1-Trichloroethane	0.32		1.0	<0.32	U	g	1.0	<0.32	U	g	1.0	<0.32	U	g
1,1,2-Trichloroethane	0.54		1.0	<0.54	U	g	1.0	<0.54	U	g	1.0	<0.54	U	g
Trichloroethene	0.30		1.0	<0.30	U	g	1.0	<0.30	U	g	1.0	1.9		g
Trichlorofluoromethane	0.36		10	<0.36	U	g	10	<0.36	U	g	10	<0.36	U	g
1,2,3-Trichloropropane	2.3		5.0	<2.3	U	g	5.0	<2.3	U	g	5.0	<2.3	U	g
1,2,4-Trimethylbenzene	0.26		1.0	<0.26	U	g	1.0	<0.26	U	g	1.0	<0.26	U	g
1,3,5-Trimethylbenzene	0.19		1.0	<0.19	U	g	1.0	<0.19	U	g	1.0	<0.19	U	g
Vinyl Acetate	3.2		10	<3.2	U	g	10	<3.2	U	g	10	<3.2	U	g
Vinyl Chloride	0.33		0.50	<0.33	U	g	0.50	<0.33	U	g	0.50	<0.33	U	g
p/m-Xylene	0.38		1.0	<0.38	U	g	1.0	<0.38	U	g	1.0	<0.38	U	g
o-Xylene	0.21		1.0	<0.21	U	g	1.0	<0.21	U	g	1.0	<0.21	U	g
Methyl-t-Butyl Ether (MTBE)	0.29		1.0	<0.29	U	g	1.0	<0.29	U	g	1.0	<0.29	U	g
1,1,2-Trichloro-1,2,2-Trifluoroethane	0.54		10	<0.54	U	g	10	<0.54	U	g	10	<0.54	U	g

Project: Beaumont						Table B - 6								
Site: 1						Analytical Data Summary								
Extraction Method: SW5030B						EPA Method SW8260B								
Analytical Method: SW8260B														
Matrix: Water			Environmental Samples											
Units: µg/L														
		Field ID:		MW-47				MW-48				OW-02		
		SDG:		06-06-0548				06-06-0548				06-06-0548		
		Batch ID:		060609L01				060609L01				060609L01		
Parameters	MDL		PQL	Result	Validity	Comments	PQL	Result	Validity	Comments	PQL	Result	Validity	Comments
Acetone	6.1		10	<6.1	U	g	10	<6.1	U	g	10	<6.1	U	g
Benzene	0.26		0.50	<0.26	U	g	0.50	<0.26	U	g	0.50	<0.26	U	g
Bromobenzene	0.47		1.0	<0.47	U	g	1.0	<0.47	U	g	1.0	<0.47	U	g
Bromochloromethane	0.68		1.0	<0.68	U	g	1.0	<0.68	U	g	1.0	<0.68	U	g
Bromodichloromethane	0.27		1.0	<0.27	U	g	1.0	<0.27	U	g	1.0	<0.27	U	g
Bromoform	0.62		1.0	<0.62	U	g	1.0	<0.62	U	g	1.0	<0.62	U	g
Bromomethane	2.9		10	<2.9	U	g	10	<2.9	U	g	10	<2.9	U	g
2-Butanone	4.2		10	<4.2	U	g	10	<4.2	U	g	10	<4.2	U	g
n-Butylbenzene	0.29		1.0	<0.29	U	g	1.0	<0.29	U	g	1.0	<0.29	U	g
sec-Butylbenzene	0.21		1.0	<0.21	U	g	1.0	<0.21	U	g	1.0	<0.21	U	g
tert-Butylbenzene	0.17		1.0	<0.17	U	g	1.0	<0.17	U	g	1.0	<0.17	U	g
Carbon Disulfide	1.0		10	<1.0	U	g	10	<1.0	U	g	10	<1.0	U	g
Carbon Tetrachloride	0.42		0.50	<0.42	U	g	0.50	<0.42	U	g	0.50	<0.42	U	g
Chlorobenzene	0.36		1.0	<0.36	U	g	1.0	<0.36	U	g	1.0	<0.36	U	g
Chloroethane	0.52		1.0	<0.52	U	g	1.0	<0.52	U	g	1.0	<0.52	U	g
Chloroform	0.22		1.0	<0.22	U	g	1.0	<0.22	U	g	1.00	0.47	J	q
Chloromethane	1.8		10	<1.8	U	g	10	<1.8	U	g	10	<1.8	U	g
2-Chlorotoluene	0.24		1.0	<0.24	U	g	1.0	<0.24	U	g	1.0	<0.24	U	g
4-Chlorotoluene	0.30		1.0	<0.30	U	g	1.0	<0.30	U	g	1.0	<0.30	U	g
Dibromochloromethane	0.45		1.0	<0.45	U	g	1.0	<0.45	U	g	1.0	<0.45	U	g
1,2-Dibromo-3-Chloropropane	2.5		5.0	<2.5	U	g	5.0	<2.5	U	g	5.0	<2.5	U	g
1,2-Dibromoethane	0.81		1.0	<0.81	U	g	1.0	<0.81	U	g	1.0	<0.81	U	g
Dibromomethane	0.42		1.0	<0.42	U	g	1.0	<0.42	U	g	1.0	<0.42	U	g
1,2-Dichlorobenzene	0.24		1.0	<0.24	U	g	1.0	<0.24	U	g	1.0	<0.24	U	g
1,3-Dichlorobenzene	0.38		1.0	<0.38	U	g	1.0	<0.38	U	g	1.0	<0.38	U	g
1,4-Dichlorobenzene	0.30		1.0	<0.30	U	g	1.0	<0.30	U	g	1.0	<0.30	U	g
Dichlorodifluoromethane	0.27		1.0	<0.27	U	g	1.0	<0.27	U	g	1.0	<0.27	U	g
1,1-Dichloroethane	0.53		1.0	<0.53	U	g	1.0	<0.53	U	g	1.00	0.95	J	q
1,2-Dichloroethane	0.22		0.50	<0.22	U	g	0.50	<0.22	U	g	0.50	0.40	J	q
1,1-Dichloroethene	0.31		1.0	<0.31	U	g	1.0	<0.31	U	g	1	27		g
c-1,2-Dichloroethene	0.35		1.0	<0.35	U	g	1.0	<0.35	U	g	1.0	<0.35	U	g
t-1,2-Dichloroethene	0.29		1.0	<0.29	U	g	1.0	<0.29	U	g	1.0	<0.29	U	g
1,2-Dichloropropane	0.28		1.0	<0.28	U	g	1.0	<0.28	U	g	1.0	<0.28	U	g
1,3-Dichloropropane	0.30		1.0	<0.30	U	g	1.0	<0.30	U	g	1.0	<0.30	U	g
2,2-Dichloropropane	0.40		1.0	<0.40	U	g	1.0	<0.40	U	g	1.0	<0.40	U	g
1,1-Dichloropropene	0.21		1.0	<0.21	U	g	1.0	<0.21	U	g	1.0	<0.21	U	g
c-1,3-Dichloropropene	0.45		0.50	<0.45	U	g	0.50	<0.45	U	g	0.50	<0.45	U	g
t-1,3-Dichloropropene	0.31		0.50	<0.31	U	g	0.50	<0.31	U	g	0.50	<0.31	U	g
Ethylbenzene	0.17		1.0	<0.17	U	g	1.0	<0.17	U	g	1.0	<0.17	U	g
2-Hexanone	1.9		10	<1.9	U	g	10	<1.9	U	g	10	<1.9	U	g
Isopropylbenzene	0.24		1.0	<0.24	U	g	1.0	<0.24	U	g	1.0	<0.24	U	g
p-Isopropyltoluene	0.21		1.0	<0.21	U	g	1.0	<0.21	U	g	1.0	<0.21	U	g
Methylene Chloride	2.6		10	65	B	a, k	10	66	B	a, k	10	67	B	a, k
4-Methyl-2-Pentanone	2.4		10	<2.4	U	g	10	<2.4	U	g	10	<2.4	U	g
Naphthalene	0.95		10	<0.95	U	g	10	<0.95	U	g	10	<0.95	U	g
n-Propylbenzene	0.30		1.0	<0.30	U	g	1.0	<0.30	U	g	1.0	<0.30	U	g
Styrene	0.29		1.0	<0.29	U	g	1.0	<0.29	U	g	1.0	<0.29	U	g

Project: Beaumont						Table B - 6								
Site: 1						Analytical Data Summary								
Extraction Method: SW5030B						EPA Method SW8260B								
Analytical Method: SW8260B														
Matrix: Water			Environmental Samples											
Units: µg/L														
		Field ID:		MW-47				MW-48				OW-02		
		SDG:		06-06-0548				06-06-0548				06-06-0548		
		Batch ID:		060609L01				060609L01				060609L01		
Parameters	MDL		PQL	Result	Validity	Comments	PQL	Result	Validity	Comments	PQL	Result	Validity	Comments
1,1,1,2-Tetrachloroethane	0.37		1.0	<0.37	U	g	1.0	<0.37	U	g	1.0	<0.37	U	g
1,1,2,2-Tetrachloroethane	0.37		1.0	<0.37	U	g	1.0	<0.37	U	g	1.0	<0.37	U	g
Tetrachloroethene	0.29		1.0	<0.29	U	g	1.0	<0.29	U	g	1.0	<0.29	U	g
Toluene	0.35		1.0	<0.35	U	g	1.0	<0.35	U	g	1.0	<0.35	U	g
1,2,3-Trichlorobenzene	0.39		1.0	<0.39	U	g	1.0	<0.39	U	g	1.0	<0.39	U	g
1,2,4-Trichlorobenzene	0.35		1.0	<0.35	U	g	1.0	<0.35	U	g	1.0	<0.35	U	g
1,1,1-Trichloroethane	0.32		1.0	<0.32	U	g	1.0	<0.32	U	g	1.00	0.96	J	q
1,1,2-Trichloroethane	0.54		1.0	<0.54	U	g	1.0	<0.54	U	g	1.0	<0.54	U	g
Trichloroethene	0.30		1.0	<0.30	U	g	1.0	<0.30	U	g	1	26		g
Trichlorofluoromethane	0.36		10	<0.36	U	g	10	<0.36	U	g	10	<0.36	U	g
1,2,3-Trichloropropane	2.3		5.0	<2.3	U	g	5.0	<2.3	U	g	5.0	<2.3	U	g
1,2,4-Trimethylbenzene	0.26		1.0	<0.26	U	g	1.0	<0.26	U	g	1.0	<0.26	U	g
1,3,5-Trimethylbenzene	0.19		1.0	<0.19	U	g	1.0	<0.19	U	g	1.0	<0.19	U	g
Vinyl Acetate	3.2		10	<3.2	U	g	10	<3.2	U	g	10	<3.2	U	g
Vinyl Chloride	0.33		0.50	<0.33	U	g	0.50	<0.33	U	g	0.50	<0.33	U	g
p/m-Xylene	0.38		1.0	<0.38	U	g	1.0	<0.38	U	g	1.0	<0.38	U	g
o-Xylene	0.21		1.0	<0.21	U	g	1.0	<0.21	U	g	1.0	<0.21	U	g
Methyl-t-Butyl Ether (MTBE)	0.29		1.0	<0.29	U	g	1.0	<0.29	U	g	1.0	<0.29	U	g
1,1,2-Trichloro-1,2,2-Trifluoroethane	0.54		10	<0.54	U	g	10	<0.54	U	g	10	<0.54	U	g

Project: Beaumont						Table B - 6								
Site: 1						Analytical Data Summary								
Extraction Method: SW5030B						EPA Method SW8260B								
Analytical Method: SW8260B														
Matrix: Water			Environmental Samples											
Units: µg/L														
		Field ID:		OW-102										
		SDG:		06-06-0548										
		Batch ID:		060609L01										
Parameters	MDL		PQL	Result	Validity	Comments								
Acetone	6.1		10	<6.1	U	g								
Benzene	0.26		0.50	<0.26	U	g								
Bromobenzene	0.47		1.0	<0.47	U	g								
Bromochloromethane	0.68		1.0	<0.68	U	g								
Bromodichloromethane	0.27		1.0	<0.27	U	g								
Bromoform	0.62		1.0	<0.62	U	g								
Bromomethane	2.9		10	<2.9	U	g								
2-Butanone	4.2		10	<4.2	U	g								
n-Butylbenzene	0.29		1.0	<0.29	U	g								
sec-Butylbenzene	0.21		1.0	<0.21	U	g								
tert-Butylbenzene	0.17		1.0	<0.17	U	g								
Carbon Disulfide	1.0		10	<1.0	U	g								
Carbon Tetrachloride	0.42		0.50	<0.42	U	g								
Chlorobenzene	0.36		1.0	<0.36	U	g								
Chloroethane	0.52		1.0	<0.52	U	g								
Chloroform	0.22		1.00	0.46	J	q								
Chloromethane	1.8		10	<1.8	U	g								
2-Chlorotoluene	0.24		1.0	<0.24	U	g								
4-Chlorotoluene	0.30		1.0	<0.30	U	g								
Dibromochloromethane	0.45		1.0	<0.45	U	g								
1,2-Dibromo-3-Chloropropane	2.5		5.0	<2.5	U	g								
1,2-Dibromoethane	0.81		1.0	<0.81	U	g								
Dibromomethane	0.42		1.0	<0.42	U	g								
1,2-Dichlorobenzene	0.24		1.0	<0.24	U	g								
1,3-Dichlorobenzene	0.38		1.0	<0.38	U	g								
1,4-Dichlorobenzene	0.30		1.0	<0.30	U	g								
Dichlorodifluoromethane	0.27		1.0	<0.27	U	g								
1,1-Dichloroethane	0.53		1.00	0.85	J	q								
1,2-Dichloroethane	0.22		0.50	0.29	J	q								
1,1-Dichloroethene	0.31		1	25		g								
c-1,2-Dichloroethene	0.35		1.0	<0.35	U	g								
t-1,2-Dichloroethene	0.29		1.0	<0.29	U	g								
1,2-Dichloropropane	0.28		1.0	<0.28	U	g								
1,3-Dichloropropane	0.30		1.0	<0.30	U	g								
2,2-Dichloropropane	0.40		1.0	<0.40	U	g								
1,1-Dichloropropene	0.21		1.0	<0.21	U	g								
c-1,3-Dichloropropene	0.45		0.50	<0.45	U	g								
t-1,3-Dichloropropene	0.31		0.50	<0.31	U	g								
Ethylbenzene	0.17		1.0	<0.17	U	g								
2-Hexanone	1.9		10	<1.9	U	g								
Isopropylbenzene	0.24		1.0	<0.24	U	g								
p-Isopropyltoluene	0.21		1.0	<0.21	U	g								
Methylene Chloride	2.6		10	63	B	a, k								
4-Methyl-2-Pentanone	2.4		10	<2.4	U	g								
Naphthalene	0.95		10	<0.95	U	g								
n-Propylbenzene	0.30		1.0	<0.30	U	g								
Styrene	0.29		1.0	<0.29	U	g								

Project: Beaumont						Table B - 6							
Site: 1						Analytical Data Summary							
Extraction Method: SW5030B						EPA Method SW8260B							
Analytical Method: SW8260B													
Matrix: Water			Environmental Samples										
Units: µg/L													
		Field ID:		OW-102									
		SDG:		06-06-0548									
		Batch ID:		060609L01									
Parameters	MDL		PQL	Result	Validity	Comments							
1,1,1,2-Tetrachloroethane	0.37		1.0	<0.37	U	g							
1,1,2,2-Tetrachloroethane	0.37		1.0	<0.37	U	g							
Tetrachloroethene	0.29		1.0	<0.29	U	g							
Toluene	0.35		1.0	<0.35	U	g							
1,2,3-Trichlorobenzene	0.39		1.0	<0.39	U	g							
1,2,4-Trichlorobenzene	0.35		1.0	<0.35	U	g							
1,1,1-Trichloroethane	0.32		1.00	0.93	J	g							
1,1,2-Trichloroethane	0.54		1.0	<0.54	U	g							
Trichloroethene	0.30		1	25		g							
Trichlorofluoromethane	0.36		10	<0.36	U	g							
1,2,3-Trichloropropane	2.3		5.0	<2.3	U	g							
1,2,4-Trimethylbenzene	0.26		1.0	<0.26	U	g							
1,3,5-Trimethylbenzene	0.19		1.0	<0.19	U	g							
Vinyl Acetate	3.2		10	<3.2	U	g							
Vinyl Chloride	0.33		0.50	<0.33	U	g							
p/m-Xylene	0.38		1.0	<0.38	U	g							
o-Xylene	0.21		1.0	<0.21	U	g							
Methyl-t-Butyl Ether (MTBE)	0.29		1.0	<0.29	U	g							
1,1,2-Trichloro-1,2,2-Trifluoroethane	0.54		10	<0.54	U	g							

Project: Beaumont						Table B - 6								
Site: 1						Analytical Data Summary								
Extraction Method: SW5030B						EPA Method SW8260B								
Analytical Method: SW8260B														
Matrix: Water			Environmental Samples											
Units: µg/L														
		Field ID:		MW-12				MW-13				MW-49		
		SDG:		06-06-0678				06-06-0678				06-06-0678		
		Batch ID:		060615L01				060615L01				060615L01		
Parameters	MDL		PQL	Result	Validity	Comments	PQL	Result	Validity	Comments	PQL	Result	Validity	Comments
Acetone	6.1		10	<6.1	U	g	10.0	9.2	J	q	10.0	7.4	J	q
Benzene	0.26		0.50	<0.26	U	g	0.50	<0.26	U	g	0.50	<0.26	U	g
Bromobenzene	0.47		1.0	<0.47	U	g	1.0	<0.47	U	g	1.0	<0.47	U	g
Bromochloromethane	0.68		1.0	<0.68	U	g	1.0	<0.68	U	g	1.0	<0.68	U	g
Bromodichloromethane	0.27		1.0	<0.27	U	g	1.0	<0.27	U	g	1.0	<0.27	U	g
Bromoform	0.62		1.0	<0.62	U	g	1.0	<0.62	U	g	1.0	<0.62	U	g
Bromomethane	2.9		10	<2.9	U	g	10	<2.9	U	g	10	<2.9	U	g
2-Butanone	4.2		10	<4.2	U	g	10	<4.2	U	g	10	<4.2	U	g
n-Butylbenzene	0.29		1.0	<0.29	U	g	1.0	<0.29	U	g	1.0	<0.29	U	g
sec-Butylbenzene	0.21		1.0	<0.21	U	g	1.0	<0.21	U	g	1.0	<0.21	U	g
tert-Butylbenzene	0.17		1.0	<0.17	U	g	1.0	<0.17	U	g	1.0	<0.17	U	g
Carbon Disulfide	1.0		10	<1.0	U	g	10	<1.0	U	g	10	<1.0	U	g
Carbon Tetrachloride	0.42		0.50	<0.42	U	g	0.50	<0.42	U	g	0.50	<0.42	U	g
Chlorobenzene	0.36		1.0	<0.36	U	g	1.0	<0.36	U	g	1.0	<0.36	U	g
Chloroethane	0.52		1.0	<0.52	U	g	1.0	<0.52	U	g	1.0	<0.52	U	g
Chloroform	0.22		1.0	<0.22	U	g	1.0	<0.22	U	g	1.00	0.27	J	q
Chloromethane	1.8		10	<1.8	U	g	10	<1.8	U	g	10	<1.8	U	g
2-Chlorotoluene	0.24		1.0	<0.24	U	g	1.0	<0.24	U	g	1.0	<0.24	U	g
4-Chlorotoluene	0.30		1.0	<0.30	U	g	1.0	<0.30	U	g	1.0	<0.30	U	g
Dibromochloromethane	0.45		1.0	<0.45	U	g	1.0	<0.45	U	g	1.0	<0.45	U	g
1,2-Dibromo-3-Chloropropane	2.5		5.0	<2.5	U	g	5.0	<2.5	U	g	5.0	<2.5	U	g
1,2-Dibromoethane	0.81		1.0	<0.81	U	g	1.0	<0.81	U	g	1.0	<0.81	U	g
Dibromomethane	0.42		1.0	<0.42	U	g	1.0	<0.42	U	g	1.0	<0.42	U	g
1,2-Dichlorobenzene	0.24		1.0	<0.24	U	g	1.0	<0.24	U	g	1.0	<0.24	U	g
1,3-Dichlorobenzene	0.38		1.0	<0.38	U	g	1.0	<0.38	U	g	1.0	<0.38	U	g
1,4-Dichlorobenzene	0.30		1.0	<0.30	U	g	1.0	<0.30	U	g	1.0	<0.30	U	g
Dichlorodifluoromethane	0.27		1.0	<0.27	U	g	1.0	<0.27	U	g	1.0	<0.27	U	g
1,1-Dichloroethane	0.53		1.0	<0.53	U	g	1.0	<0.53	U	g	1.0	<0.53	U	g
1,2-Dichloroethane	0.22		0.50	<0.22	U	g	0.50	<0.22	U	g	0.50	<0.22	U	g
1,1-Dichloroethene	0.31		1.0	<0.31	U	g	1.0	<0.31	U	g	1	17		g
c-1,2-Dichloroethene	0.35		1.0	<0.35	U	g	1.0	<0.35	U	g	1.0	<0.35	U	g
t-1,2-Dichloroethene	0.29		1.0	<0.29	U	g	1.0	<0.29	U	g	1.0	<0.29	U	g
1,2-Dichloropropane	0.28		1.0	<0.28	U	g	1.0	<0.28	U	g	1.0	<0.28	U	g
1,3-Dichloropropane	0.30		1.0	<0.30	U	g	1.0	<0.30	U	g	1.0	<0.30	U	g
2,2-Dichloropropane	0.40		1.0	<0.40	U	g	1.0	<0.40	U	g	1.0	<0.40	U	g
1,1-Dichloropropene	0.21		1.0	<0.21	U	g	1.0	<0.21	U	g	1.0	<0.21	U	g
c-1,3-Dichloropropene	0.45		0.50	<0.45	U	g	0.50	<0.45	U	g	0.50	<0.45	U	g
t-1,3-Dichloropropene	0.31		0.50	<0.31	U	g	0.50	<0.31	U	g	0.50	<0.31	U	g
Ethylbenzene	0.17		1.0	<0.17	U	g	1.0	<0.17	U	g	1.0	<0.17	U	g
2-Hexanone	1.9		10	<1.9	U	g	10	<1.9	U	g	10	<1.9	U	g
Isopropylbenzene	0.24		1.0	<0.24	U	g	1.0	<0.24	U	g	1.0	<0.24	U	g
p-Isopropyltoluene	0.21		1.0	<0.21	U	g	1.0	<0.21	U	g	1.0	<0.21	U	g
Methylene Chloride	2.6		10	<2.6	U	g	10	<2.6	U	g	10	<2.6	U	g
4-Methyl-2-Pentanone	2.4		10	<2.4	U	g	10	<2.4	U	g	10	<2.4	U	g
Naphthalene	0.95		10	<0.95	U	g	10	<0.95	U	g	10	<0.95	U	g
n-Propylbenzene	0.30		1.0	<0.30	U	g	1.0	<0.30	U	g	1.0	<0.30	U	g
Styrene	0.29		1.0	<0.29	U	g	1.0	<0.29	U	g	1.0	<0.29	U	g

Project: Beaumont						Table B - 6								
Site: 1						Analytical Data Summary								
Extraction Method: SW5030B						EPA Method SW8260B								
Analytical Method: SW8260B														
Matrix: Water			Environmental Samples											
Units: µg/L														
		Field ID:		MW-12				MW-13				MW-49		
		SDG:		06-06-0678				06-06-0678				06-06-0678		
		Batch ID:		060615L01				060615L01				060615L01		
Parameters	MDL		PQL	Result	Validity	Comments	PQL	Result	Validity	Comments	PQL	Result	Validity	Comments
1,1,1,2-Tetrachloroethane	0.37		1.0	<0.37	U	g	1.0	<0.37	U	g	1.0	<0.37	U	g
1,1,2,2-Tetrachloroethane	0.37		1.0	<0.37	U	g	1.0	<0.37	U	g	1.0	<0.37	U	g
Tetrachloroethene	0.29		1.0	<0.29	U	g	1.0	<0.29	U	g	1.0	<0.29	U	g
Toluene	0.35		1.0	<0.35	U	g	1.0	<0.35	U	g	1.0	<0.35	U	g
1,2,3-Trichlorobenzene	0.39		1.0	<0.39	U	g	1.0	<0.39	U	g	1.0	<0.39	U	g
1,2,4-Trichlorobenzene	0.35		1.0	<0.35	U	g	1.0	<0.35	U	g	1.0	<0.35	U	g
1,1,1-Trichloroethane	0.32		1.0	<0.32	U	g	1.0	<0.32	U	g	1.00	0.57	J	q
1,1,2-Trichloroethane	0.54		1.0	<0.54	U	g	1.0	<0.54	U	g	1.0	<0.54	U	g
Trichloroethene	0.30		1.0	<0.30	U	g	1.0	<0.30	U	g	1	13		g
Trichlorofluoromethane	0.36		10	<0.36	U	g	10	<0.36	U	g	10	<0.36	U	g
1,2,3-Trichloropropane	2.3		5.0	<2.3	U	g	5.0	<2.3	U	g	5.0	<2.3	U	g
1,2,4-Trimethylbenzene	0.26		1.0	<0.26	U	g	1.0	<0.26	U	g	1.0	<0.26	U	g
1,3,5-Trimethylbenzene	0.19		1.0	<0.19	U	g	1.0	<0.19	U	g	1.0	<0.19	U	g
Vinyl Acetate	3.2		10	<3.2	U	g	10	<3.2	U	g	10	<3.2	U	g
Vinyl Chloride	0.33		0.50	<0.33	U	g	0.50	<0.33	U	g	0.50	<0.33	U	g
p/m-Xylene	0.38		1.0	<0.38	U	g	1.0	<0.38	U	g	1.0	<0.38	U	g
o-Xylene	0.21		1.0	<0.21	U	g	1.0	<0.21	U	g	1.0	<0.21	U	g
Methyl-t-Butyl Ether (MTBE)	0.29		1.0	<0.29	U	g	1.0	<0.29	U	g	1.0	<0.29	U	g
1,1,2-Trichloro-1,2,2-Trifluoroethane	0.54		10	<0.54	U	g	10	<0.54	U	g	10	<0.54	U	g

Project: Beaumont						Table B - 6								
Site: 1						Analytical Data Summary								
Extraction Method: SW5030B						EPA Method SW8260B								
Analytical Method: SW8260B														
Matrix: Water			Environmental Samples											
Units: µg/L														
		Field ID:		MW-149				P-02				P-04		
		SDG:		06-06-0678				06-06-0678				06-06-0678		
		Batch ID:		060615L01				060615L01				060615L01		
Parameters	MDL		PQL	Result	Validity	Comments	PQL	Result	Validity	Comments	PQL	Result	Validity	Comments
Acetone	6.1		10	<6.1	U	g	10.0	9.2	J	g	10	<6.1	U	g
Benzene	0.26		0.50	<0.26	U	g	0.50	<0.26	U	g	0.50	<0.26	U	g
Bromobenzene	0.47		1.0	<0.47	U	g	1.0	<0.47	U	g	1.0	<0.47	U	g
Bromochloromethane	0.68		1.0	<0.68	U	g	1.0	<0.68	U	g	1.0	<0.68	U	g
Bromodichloromethane	0.27		1.0	<0.27	U	g	1.0	<0.27	U	g	1.0	<0.27	U	g
Bromoform	0.62		1.0	<0.62	U	g	1.0	<0.62	U	g	1.0	<0.62	U	g
Bromomethane	2.9		10	<2.9	U	g	10	<2.9	U	g	10	<2.9	U	g
2-Butanone	4.2		10	<4.2	U	g	10	<4.2	U	g	10	<4.2	U	g
n-Butylbenzene	0.29		1.0	<0.29	U	g	1.0	<0.29	U	g	1.0	<0.29	U	g
sec-Butylbenzene	0.21		1.0	<0.21	U	g	1.0	<0.21	U	g	1.0	<0.21	U	g
tert-Butylbenzene	0.17		1.0	<0.17	U	g	1.0	<0.17	U	g	1.0	<0.17	U	g
Carbon Disulfide	1.0		10	<1.0	U	g	10	<1.0	U	g	10	<1.0	U	g
Carbon Tetrachloride	0.42		0.50	<0.42	U	g	0.50	<0.42	U	g	0.50	<0.42	U	g
Chlorobenzene	0.36		1.0	<0.36	U	g	1.0	<0.36	U	g	1.0	<0.36	U	g
Chloroethane	0.52		1.0	<0.52	U	g	1.0	<0.52	U	g	1.0	<0.52	U	g
Chloroform	0.22		1.00	0.30	J	q	1.0	<0.22	U	g	1.0	<0.22	U	g
Chloromethane	1.8		10	<1.8	U	g	10	<1.8	U	g	10	<1.8	U	g
2-Chlorotoluene	0.24		1.0	<0.24	U	g	1.0	<0.24	U	g	1.0	<0.24	U	g
4-Chlorotoluene	0.30		1.0	<0.30	U	g	1.0	<0.30	U	g	1.0	<0.30	U	g
Dibromochloromethane	0.45		1.0	<0.45	U	g	1.0	<0.45	U	g	1.0	<0.45	U	g
1,2-Dibromo-3-Chloropropane	2.5		5.0	<2.5	U	g	5.0	<2.5	U	g	5.0	<2.5	U	g
1,2-Dibromoethane	0.81		1.0	<0.81	U	g	1.0	<0.81	U	g	1.0	<0.81	U	g
Dibromomethane	0.42		1.0	<0.42	U	g	1.0	<0.42	U	g	1.0	<0.42	U	g
1,2-Dichlorobenzene	0.24		1.0	<0.24	U	g	1.0	<0.24	U	g	1.0	<0.24	U	g
1,3-Dichlorobenzene	0.38		1.0	<0.38	U	g	1.0	<0.38	U	g	1.0	<0.38	U	g
1,4-Dichlorobenzene	0.30		1.0	<0.30	U	g	1.0	<0.30	U	g	1.0	<0.30	U	g
Dichlorodifluoromethane	0.27		1.0	<0.27	U	g	1.0	<0.27	U	g	1.0	<0.27	U	g
1,1-Dichloroethane	0.53		1.0	<0.53	U	g	1.0	<0.53	U	g	1.0	<0.53	U	g
1,2-Dichloroethane	0.22		0.50	<0.22	U	g	0.50	<0.22	U	g	0.50	<0.22	U	g
1,1-Dichloroethene	0.31		1	17		g	1.0	<0.31	U	g	1.0	<0.31	U	g
c-1,2-Dichloroethene	0.35		1.0	<0.35	U	g	1.0	<0.35	U	g	1.0	<0.35	U	g
t-1,2-Dichloroethene	0.29		1.0	<0.29	U	g	1.0	<0.29	U	g	1.0	<0.29	U	g
1,2-Dichloropropane	0.28		1.0	<0.28	U	g	1.0	<0.28	U	g	1.0	<0.28	U	g
1,3-Dichloropropane	0.30		1.0	<0.30	U	g	1.0	<0.30	U	g	1.0	<0.30	U	g
2,2-Dichloropropane	0.40		1.0	<0.40	U	g	1.0	<0.40	U	g	1.0	<0.40	U	g
1,1-Dichloropropene	0.21		1.0	<0.21	U	g	1.0	<0.21	U	g	1.0	<0.21	U	g
c-1,3-Dichloropropene	0.45		0.50	<0.45	U	g	0.50	<0.45	U	g	0.50	<0.45	U	g
t-1,3-Dichloropropene	0.31		0.50	<0.31	U	g	0.50	<0.31	U	g	0.50	<0.31	U	g
Ethylbenzene	0.17		1.0	<0.17	U	g	1.0	<0.17	U	g	1.0	<0.17	U	g
2-Hexanone	1.9		10	<1.9	U	g	10	<1.9	U	g	10	<1.9	U	g
Isopropylbenzene	0.24		1.0	<0.24	U	g	1.0	<0.24	U	g	1.0	<0.24	U	g
p-Isopropyltoluene	0.21		1.0	<0.21	U	g	1.0	<0.21	U	g	1.0	<0.21	U	g
Methylene Chloride	2.6		10	<2.6	U	g	10	<2.6	U	g	10	<2.6	U	g
4-Methyl-2-Pentanone	2.4		10	<2.4	U	g	10	<2.4	U	g	10	<2.4	U	g
Naphthalene	0.95		10	<0.95	U	g	10	<0.95	U	g	10	<0.95	U	g
n-Propylbenzene	0.30		1.0	<0.30	U	g	1.0	<0.30	U	g	1.0	<0.30	U	g
Styrene	0.29		1.0	<0.29	U	g	1.0	<0.29	U	g	1.0	<0.29	U	g

Project: Beaumont						Table B - 6								
Site: 1						Analytical Data Summary								
Extraction Method: SW5030B						EPA Method SW8260B								
Analytical Method: SW8260B														
Matrix: Water			Environmental Samples											
Units: µg/L														
		Field ID:		MW-149				P-02				P-04		
		SDG:		06-06-0678				06-06-0678				06-06-0678		
		Batch ID:		060615L01				060615L01				060615L01		
Parameters	MDL		PQL	Result	Validity	Comments	PQL	Result	Validity	Comments	PQL	Result	Validity	Comments
1,1,1,2-Tetrachloroethane	0.37		1.0	<0.37	U	g	1.0	<0.37	U	g	1.0	<0.37	U	g
1,1,2,2-Tetrachloroethane	0.37		1.0	<0.37	U	g	1.0	<0.37	U	g	1.0	<0.37	U	g
Tetrachloroethene	0.29		1.0	<0.29	U	g	1.0	<0.29	U	g	1.0	<0.29	U	g
Toluene	0.35		1.0	<0.35	U	g	1.0	<0.35	U	g	1.0	<0.35	U	g
1,2,3-Trichlorobenzene	0.39		1.0	<0.39	U	g	1.0	<0.39	U	g	1.0	<0.39	U	g
1,2,4-Trichlorobenzene	0.35		1.0	<0.35	U	g	1.0	<0.35	U	g	1.0	<0.35	U	g
1,1,1-Trichloroethane	0.32		1.00	0.62	J	q	1.0	<0.32	U	g	1.0	<0.32	U	g
1,1,2-Trichloroethane	0.54		1.0	<0.54	U	g	1.0	<0.54	U	g	1.0	<0.54	U	g
Trichloroethene	0.30		1	13		g	1.0	<0.30	U	g	1.0	<0.30	U	g
Trichlorofluoromethane	0.36		10	<0.36	U	g	10	<0.36	U	g	10	<0.36	U	g
1,2,3-Trichloropropane	2.3		5.0	<2.3	U	g	5.0	<2.3	U	g	5.0	<2.3	U	g
1,2,4-Trimethylbenzene	0.26		1.0	<0.26	U	g	1.0	<0.26	U	g	1.0	<0.26	U	g
1,3,5-Trimethylbenzene	0.19		1.0	<0.19	U	g	1.0	<0.19	U	g	1.0	<0.19	U	g
Vinyl Acetate	3.2		10	<3.2	U	g	10	<3.2	U	g	10	<3.2	U	g
Vinyl Chloride	0.33		0.50	<0.33	U	g	0.50	<0.33	U	g	0.50	<0.33	U	g
p/m-Xylene	0.38		1.0	<0.38	U	g	1.0	<0.38	U	g	1.0	<0.38	U	g
o-Xylene	0.21		1.0	<0.21	U	g	1.0	<0.21	U	g	1.0	<0.21	U	g
Methyl-t-Butyl Ether (MTBE)	0.29		1.0	<0.29	U	g	1.0	<0.29	U	g	1.0	<0.29	U	g
1,1,2-Trichloro-1,2,2-Trifluoroethane	0.54		10	<0.54	U	g	10	<0.54	U	g	10	<0.54	U	g

Project: Beaumont						Table B - 6								
Site: 1						Analytical Data Summary								
Extraction Method: SW5030B						EPA Method SW8260B								
Analytical Method: SW8260B														
Matrix: Water			Environmental Samples											
Units: µg/L														
		Field ID:		MW-14				MW-17				MW-19		
		SDG:		06-06-0679				06-06-0679				06-06-0679		
		Batch ID:		060612L02				060613L01				060612L02		
Parameters	MDL		PQL	Result	Validity	Comments	PQL	Result	Validity	Comments	PQL	Result	Validity	Comments
Acetone	6.1		10	<6.1	U	g	10	<6.1	U	g	10	<6.1	U	g
Benzene	0.26		0.50	<0.26	U	g	0.50	<0.26	U	g	0.50	<0.26	U	g
Bromobenzene	0.47		1.0	<0.47	U	g	1.0	<0.47	U	g	1.0	<0.47	U	g
Bromochloromethane	0.68		1.0	<0.68	U	g	1.0	<0.68	U	g	1.0	<0.68	U	g
Bromodichloromethane	0.27		1.0	<0.27	U	g	1.0	<0.27	U	g	1.0	<0.27	U	g
Bromoform	0.62		1.0	<0.62	U	g	1.0	<0.62	U	g	1.0	<0.62	U	g
Bromomethane	2.9		10	<2.9	U	g	10	<2.9	U	g	10	<2.9	U	g
2-Butanone	4.2		10	<4.2	U	g	10	<4.2	U	g	10	<4.2	U	g
n-Butylbenzene	0.29		1.0	<0.29	U	g	1.0	<0.29	U	g	1.0	<0.29	U	g
sec-Butylbenzene	0.21		1.0	<0.21	U	g	1.0	<0.21	U	g	1.0	<0.21	U	g
tert-Butylbenzene	0.17		1.0	<0.17	U	g	1.0	<0.17	U	g	1.0	<0.17	U	g
Carbon Disulfide	1.0		10	<1.0	U	g	10	<1.0	U	g	10	<1.0	U	g
Carbon Tetrachloride	0.42		0.50	<0.42	U	g	0.50	<0.42	U	g	0.50	<0.42	U	g
Chlorobenzene	0.36		1.0	<0.36	U	g	1.0	<0.36	U	g	1.0	<0.36	U	g
Chloroethane	0.52		1.0	<0.52	U	g	1.0	<0.52	U	g	1.0	<0.52	U	g
Chloroform	0.22		1.0	<0.22	U	g	1.0	<0.22	U	g	1.00	0.24	J	q
Chloromethane	1.8		10	<1.8	U	g	10	<1.8	U	g	10	<1.8	U	g
2-Chlorotoluene	0.24		1.0	<0.24	U	g	1.0	<0.24	U	g	1.0	<0.24	U	g
4-Chlorotoluene	0.30		1.0	<0.30	U	g	1.0	<0.30	U	g	1.0	<0.30	U	g
Dibromochloromethane	0.45		1.0	<0.45	U	g	1.0	<0.45	U	g	1.0	<0.45	U	g
1,2-Dibromo-3-Chloropropane	2.5		5.0	<2.5	U	g	5.0	<2.5	U	g	5.0	<2.5	U	g
1,2-Dibromoethane	0.81		1.0	<0.81	U	g	1.0	<0.81	U	g	1.0	<0.81	U	g
Dibromomethane	0.42		1.0	<0.42	U	g	1.0	<0.42	U	g	1.0	<0.42	U	g
1,2-Dichlorobenzene	0.24		1.0	<0.24	U	g	1.0	<0.24	U	g	1.0	<0.24	U	g
1,3-Dichlorobenzene	0.38		1.0	<0.38	U	g	1.0	<0.38	U	g	1.0	<0.38	U	g
1,4-Dichlorobenzene	0.30		1.0	<0.30	U	g	1.0	<0.30	U	g	1.0	<0.30	U	g
Dichlorodifluoromethane	0.27		1.0	<0.27	U	g	1.0	<0.27	U	g	1.0	<0.27	U	g
1,1-Dichloroethane	0.53		1.0	<0.53	U	g	1.0	<0.53	U	g	1.0	2.8		g
1,2-Dichloroethane	0.22		0.50	<0.22	U	g	0.50	<0.22	U	g	0.50	0.52		g
1,1-Dichloroethene	0.31		1.0	<0.31	U	g	1.0	5.2		g	1	26		g
c-1,2-Dichloroethene	0.35		1.0	<0.35	U	g	1.0	<0.35	U	g	1.00	0.47	J	q
t-1,2-Dichloroethene	0.29		1.0	<0.29	U	g	1.0	<0.29	U	g	1.0	<0.29	U	g
1,2-Dichloropropane	0.28		1.0	<0.28	U	g	1.0	<0.28	U	g	1.0	<0.28	U	g
1,3-Dichloropropane	0.30		1.0	<0.30	U	g	1.0	<0.30	U	g	1.0	<0.30	U	g
2,2-Dichloropropane	0.40		1.0	<0.40	U	g	1.0	<0.40	U	g	1.0	<0.40	U	g
1,1-Dichloropropene	0.21		1.0	<0.21	U	g	1.0	<0.21	U	g	1.0	<0.21	U	g
c-1,3-Dichloropropene	0.45		0.50	<0.45	U	g	0.50	<0.45	U	g	0.50	<0.45	U	g
t-1,3-Dichloropropene	0.31		0.50	<0.31	U	g	0.50	<0.31	U	g	0.50	<0.31	U	g
Ethylbenzene	0.17		1.0	<0.17	U	g	1.0	<0.17	U	g	1.0	<0.17	U	g
2-Hexanone	1.9		10	<1.9	U	g	10	<1.9	U	g	10	<1.9	U	g
Isopropylbenzene	0.24		1.0	<0.24	U	g	1.0	<0.24	U	g	1.0	<0.24	U	g
p-Isopropyltoluene	0.21		1.0	<0.21	U	g	1.0	<0.21	U	g	1.0	<0.21	U	g
Methylene Chloride	2.6		10	<2.6	U	g	10	<2.6	U	g	10	<2.6	U	g
4-Methyl-2-Pentanone	2.4		10	<2.4	U	g	10	<2.4	U	g	10	<2.4	U	g
Naphthalene	0.95		10	<0.95	U	g	10	<0.95	U	g	10	<0.95	U	g
n-Propylbenzene	0.30		1.0	<0.30	U	g	1.0	<0.30	U	g	1.0	<0.30	U	g
Styrene	0.29		1.0	<0.29	U	g	1.0	<0.29	U	g	1.0	<0.29	U	g

Project: Beaumont						Table B - 6								
Site: 1						Analytical Data Summary								
Extraction Method: SW5030B						EPA Method SW8260B								
Analytical Method: SW8260B														
Matrix: Water			Environmental Samples											
Units: µg/L														
		Field ID:		MW-14				MW-17				MW-19		
		SDG:		06-06-0679				06-06-0679				06-06-0679		
		Batch ID:		060612L02				060613L01				060612L02		
Parameters	MDL		PQL	Result	Validity	Comments	PQL	Result	Validity	Comments	PQL	Result	Validity	Comments
1,1,1,2-Tetrachloroethane	0.37		1.0	<0.37	U	g	1.0	<0.37	U	g	1.0	<0.37	U	g
1,1,2,2-Tetrachloroethane	0.37		1.0	<0.37	U	g	1.0	<0.37	U	g	1.0	<0.37	U	g
Tetrachloroethene	0.29		1.0	<0.29	U	g	1.0	<0.29	U	g	1.0	<0.29	U	g
Toluene	0.35		1.0	<0.35	U	g	1.0	<0.35	U	g	1.0	<0.35	U	g
1,2,3-Trichlorobenzene	0.39		1.0	<0.39	U	g	1.0	<0.39	U	g	1.0	<0.39	U	g
1,2,4-Trichlorobenzene	0.35		1.0	<0.35	U	g	1.0	<0.35	U	g	1.0	<0.35	U	g
1,1,1-Trichloroethane	0.32		1.0	<0.32	U	g	1.00	0.83	J	q	1.0	<0.32	U	g
1,1,2-Trichloroethane	0.54		1.0	<0.54	U	g	1.0	<0.54	U	g	1.0	<0.54	U	g
Trichloroethene	0.30		1.00	0.42	J	q	1.0	5.4		g	1	12		g
Trichlorofluoromethane	0.36		10	<0.36	U	g	10	<0.36	U	g	10	<0.36	U	g
1,2,3-Trichloropropane	2.3		5.0	<2.3	U	g	5.0	<2.3	U	g	5.0	<2.3	U	g
1,2,4-Trimethylbenzene	0.26		1.0	<0.26	U	g	1.0	<0.26	U	g	1.0	<0.26	U	g
1,3,5-Trimethylbenzene	0.19		1.0	<0.19	U	g	1.0	<0.19	U	g	1.0	<0.19	U	g
Vinyl Acetate	3.2		10	<3.2	U	g	10	<3.2	U	g	10	<3.2	U	g
Vinyl Chloride	0.33		0.50	<0.33	U	g	0.50	<0.33	U	g	0.50	0.92		g
p/m-Xylene	0.38		1.0	<0.38	U	g	1.0	<0.38	U	g	1.0	<0.38	U	g
o-Xylene	0.21		1.0	<0.21	U	g	1.0	<0.21	U	g	1.0	<0.21	U	g
Methyl-t-Butyl Ether (MTBE)	0.29		1.0	<0.29	U	g	1.0	<0.29	U	g	1.0	<0.29	U	g
1,1,2-Trichloro-1,2,2-Trifluoroethane	0.54		10	<0.54	U	g	10	<0.54	U	g	10	<0.54	U	g

Project: Beaumont						Table B - 6								
Site: 1						Analytical Data Summary								
Extraction Method: SW5030B						EPA Method SW8260B								
Analytical Method: SW8260B														
Matrix: Water			Environmental Samples											
Units: µg/L														
		Field ID:		MW-42										
		SDG:		06-06-0679										
		Batch ID:		060613L01										
Parameters	MDL		PQL	Result	Validity	Comments								
Acetone	6.1		10	<6.1	U	g								
Benzene	0.26		0.50	<0.26	U	g								
Bromobenzene	0.47		1.0	<0.47	U	g								
Bromochloromethane	0.68		1.0	<0.68	U	g								
Bromodichloromethane	0.27		1.0	<0.27	U	g								
Bromoform	0.62		1.0	<0.62	U	g								
Bromomethane	2.9		10	<2.9	U	g								
2-Butanone	4.2		10	<4.2	U	g								
n-Butylbenzene	0.29		1.0	<0.29	U	g								
sec-Butylbenzene	0.21		1.0	<0.21	U	g								
tert-Butylbenzene	0.17		1.0	<0.17	U	g								
Carbon Disulfide	1.0		10	<1.0	U	g								
Carbon Tetrachloride	0.42		0.50	<0.42	U	g								
Chlorobenzene	0.36		1.0	<0.36	U	g								
Chloroethane	0.52		1.0	<0.52	U	g								
Chloroform	0.22		1.0	<0.22	U	g								
Chloromethane	1.8		10	<1.8	U	g								
2-Chlorotoluene	0.24		1.0	<0.24	U	g								
4-Chlorotoluene	0.30		1.0	<0.30	U	g								
Dibromochloromethane	0.45		1.0	<0.45	U	g								
1,2-Dibromo-3-Chloropropane	2.5		5.0	<2.5	U	g								
1,2-Dibromoethane	0.81		1.0	<0.81	U	g								
Dibromomethane	0.42		1.0	<0.42	U	g								
1,2-Dichlorobenzene	0.24		1.0	<0.24	U	g								
1,3-Dichlorobenzene	0.38		1.0	<0.38	U	g								
1,4-Dichlorobenzene	0.30		1.0	<0.30	U	g								
Dichlorodifluoromethane	0.27		1.0	<0.27	U	g								
1,1-Dichloroethane	0.53		1.0	3.6		g								
1,2-Dichloroethane	0.22		0.50	0.90		g								
1,1-Dichloroethene	0.31		1	89		g								
c-1,2-Dichloroethene	0.35		1.0	2.8		g								
t-1,2-Dichloroethene	0.29		1.0	<0.29	U	g								
1,2-Dichloropropane	0.28		1.0	<0.28	U	g								
1,3-Dichloropropane	0.30		1.0	<0.30	U	g								
2,2-Dichloropropane	0.40		1.0	<0.40	U	g								
1,1-Dichloropropene	0.21		1.0	<0.21	U	g								
c-1,3-Dichloropropene	0.45		0.50	<0.45	U	g								
t-1,3-Dichloropropene	0.31		0.50	<0.31	U	g								
Ethylbenzene	0.17		1.0	<0.17	U	g								
2-Hexanone	1.9		10	<1.9	U	g								
Isopropylbenzene	0.24		1.0	<0.24	U	g								
p-Isopropyltoluene	0.21		1.0	<0.21	U	g								
Methylene Chloride	2.6		10	<2.6	U	g								
4-Methyl-2-Pentanone	2.4		10	<2.4	U	g								
Naphthalene	0.95		10	<0.95	U	g								
n-Propylbenzene	0.30		1.0	<0.30	U	g								
Styrene	0.29		1.0	<0.29	U	g								

Project: Beaumont						Table B - 6							
Site: 1						Analytical Data Summary							
Extraction Method: SW5030B						EPA Method SW8260B							
Analytical Method: SW8260B													
Matrix: Water			Environmental Samples										
Units: µg/L													
		Field ID:		MW-42									
		SDG:		06-06-0679									
		Batch ID:		060613L01									
Parameters	MDL		PQL	Result	Validity	Comments							
1,1,1,2-Tetrachloroethane	0.37		1.0	<0.37	U	g							
1,1,2,2-Tetrachloroethane	0.37		1.0	<0.37	U	g							
Tetrachloroethene	0.29		1.0	<0.29	U	g							
Toluene	0.35		1.0	<0.35	U	g							
1,2,3-Trichlorobenzene	0.39		1.0	<0.39	U	g							
1,2,4-Trichlorobenzene	0.35		1.0	<0.35	U	g							
1,1,1-Trichloroethane	0.32		1.0	<0.32	U	g							
1,1,2-Trichloroethane	0.54		1.0	<0.54	U	g							
Trichloroethene	0.30		1	79		g							
Trichlorofluoromethane	0.36		10	<0.36	U	g							
1,2,3-Trichloropropane	2.3		5.0	<2.3	U	g							
1,2,4-Trimethylbenzene	0.26		1.0	<0.26	U	g							
1,3,5-Trimethylbenzene	0.19		1.0	<0.19	U	g							
Vinyl Acetate	3.2		10	<3.2	U	g							
Vinyl Chloride	0.33		0.5	1.4		g							
p/m-Xylene	0.38		1.0	<0.38	U	g							
o-Xylene	0.21		1.0	<0.21	U	g							
Methyl-t-Butyl Ether (MTBE)	0.29		1.0	<0.29	U	g							
1,1,2-Trichloro-1,2,2-Trifluoroethane	0.54		10	<0.54	U	g							

Project: Beaumont						Table B - 6								
Site: 1						Analytical Data Summary								
Extraction Method: SW5030B						EPA Method SW8260B								
Analytical Method: SW8260B														
Matrix: Water			Environmental Samples											
Units: µg/L														
		Field ID:		MW-05				MW-06						
		SDG:		06-06-0766				06-06-0766						
		Batch ID:		060617L01				060617L01						
Parameters	MDL		PQL	Result	Validity	Comments	PQL	Result	Validity	Comments				
Acetone	6.1		10.0	6.2	J	g	10	17		g				
Benzene	0.26		0.50	<0.26	U	g	0.50	<0.26	U	g				
Bromobenzene	0.47		1.0	<0.47	U	g	1.0	<0.47	U	g				
Bromochloromethane	0.68		1.0	<0.68	U	g	1.0	<0.68	U	g				
Bromodichloromethane	0.27		1.0	<0.27	U	g	1.0	<0.27	U	g				
Bromoform	0.62		1.0	<0.62	U	g	1.0	<0.62	U	g				
Bromomethane	2.9		10	<2.9	U	g	10	<2.9	U	g				
2-Butanone	4.2		10	<4.2	U	g	10	<4.2	U	g				
n-Butylbenzene	0.29		1.0	<0.29	U	g	1.0	<0.29	U	g				
sec-Butylbenzene	0.21		1.0	<0.21	U	g	1.0	<0.21	U	g				
tert-Butylbenzene	0.17		1.0	<0.17	U	g	1.0	<0.17	U	g				
Carbon Disulfide	1.0		10	<1.0	U	g	10	<1.0	U	g				
Carbon Tetrachloride	0.42		0.50	<0.42	U	g	0.50	<0.42	U	g				
Chlorobenzene	0.36		1.0	<0.36	U	g	1.0	<0.36	U	g				
Chloroethane	0.52		1.0	<0.52	U	g	1.0	<0.52	U	g				
Chloroform	0.22		1.0	1.9		g	1.0	1.0		g				
Chloromethane	1.8		10	<1.8	U	g	10	<1.8	U	g				
2-Chlorotoluene	0.24		1.0	<0.24	U	g	1.0	<0.24	U	g				
4-Chlorotoluene	0.30		1.0	<0.30	U	g	1.0	<0.30	U	g				
Dibromochloromethane	0.45		1.0	<0.45	U	g	1.0	<0.45	U	g				
1,2-Dibromo-3-Chloropropane	2.5		5.0	<2.5	U	g	5.0	<2.5	U	g				
1,2-Dibromoethane	0.81		1.0	<0.81	U	g	1.0	<0.81	U	g				
Dibromomethane	0.42		1.0	<0.42	U	g	1.0	<0.42	U	g				
1,2-Dichlorobenzene	0.24		1.0	<0.24	U	g	1.0	<0.24	U	g				
1,3-Dichlorobenzene	0.38		1.0	<0.38	U	g	1.0	<0.38	U	g				
1,4-Dichlorobenzene	0.30		1.0	<0.30	U	g	1.0	<0.30	U	g				
Dichlorodifluoromethane	0.27		1.0	<0.27	U	g	1.0	<0.27	U	g				
1,1-Dichloroethane	0.53		1.0	1.9		g	1.0	1.4		g				
1,2-Dichloroethane	0.22		0.50	0.83		g	0.50	0.71		g				
1,1-Dichloroethene	0.31		1	96		g	1	70		g				
c-1,2-Dichloroethene	0.35		1.0	<0.35	U	g	1.0	<0.35	U	g				
t-1,2-Dichloroethene	0.29		1.0	<0.29	U	g	1.0	<0.29	U	g				
1,2-Dichloropropane	0.28		1.0	<0.28	U	g	1.0	<0.28	U	g				
1,3-Dichloropropane	0.30		1.0	<0.30	U	g	1.0	<0.30	U	g				
2,2-Dichloropropane	0.40		1.0	<0.40	U	g	1.0	<0.40	U	g				
1,1-Dichloropropene	0.21		1.0	<0.21	U	g	1.0	<0.21	U	g				
c-1,3-Dichloropropene	0.45		0.50	<0.45	U	g	0.50	<0.45	U	g				
t-1,3-Dichloropropene	0.31		0.50	<0.31	U	g	0.50	<0.31	U	g				
Ethylbenzene	0.17		1.0	<0.17	U	g	1.0	<0.17	U	g				
2-Hexanone	1.9		10	<1.9	U	g	10	<1.9	U	g				
Isopropylbenzene	0.24		1.0	<0.24	U	g	1.0	<0.24	U	g				
p-Isopropyltoluene	0.21		1.0	<0.21	U	g	1.0	<0.21	U	g				
Methylene Chloride	2.6		10	<2.6	U	g	10	<2.6	U	g				
4-Methyl-2-Pentanone	2.4		10	<2.4	U	g	10	<2.4	U	g				
Naphthalene	0.95		10	<0.95	U	g	10	<0.95	U	g				
n-Propylbenzene	0.30		1.0	<0.30	U	g	1.0	<0.30	U	g				
Styrene	0.29		1.0	<0.29	U	g	1.0	<0.29	U	g				

Project: Beaumont						Table B - 6								
Site: 1						Analytical Data Summary								
Extraction Method: SW5030B						EPA Method SW8260B								
Analytical Method: SW8260B														
Matrix: Water			Environmental Samples											
Units: µg/L														
		Field ID:		MW-05				MW-06						
		SDG:		06-06-0766				06-06-0766						
		Batch ID:		060617L01				060617L01						
Parameters	MDL		PQL	Result	Validity	Comments	PQL	Result	Validity	Comments				
1,1,1,2-Tetrachloroethane	0.37		1.0	<0.37	U	g	1.0	<0.37	U	g				
1,1,2,2-Tetrachloroethane	0.37		1.0	<0.37	U	g	1.0	<0.37	U	g				
Tetrachloroethene	0.29		1.0	<0.29	U	g	1.0	<0.29	U	g				
Toluene	0.35		1.0	<0.35	U	g	1.0	<0.35	U	g				
1,2,3-Trichlorobenzene	0.39		1.0	<0.39	U	g	1.0	<0.39	U	g				
1,2,4-Trichlorobenzene	0.35		1.0	<0.35	U	g	1.0	<0.35	U	g				
1,1,1-Trichloroethane	0.32		1.0	1.1		g	1.0	1.0		g				
1,1,2-Trichloroethane	0.54		1.0	<0.54	U	g	1.0	<0.54	U	g				
Trichloroethene	0.30		1	91		g	1	59		g				
Trichlorofluoromethane	0.36		10	<0.36	U	g	10	<0.36	U	g				
1,2,3-Trichloropropane	2.3		5.0	<2.3	U	g	5.0	<2.3	U	g				
1,2,4-Trimethylbenzene	0.26		1.0	<0.26	U	g	1.0	<0.26	U	g				
1,3,5-Trimethylbenzene	0.19		1.0	<0.19	U	g	1.0	<0.19	U	g				
Vinyl Acetate	3.2		10	<3.2	U	g	10	<3.2	U	g				
Vinyl Chloride	0.33		0.50	<0.33	U	g	0.50	<0.33	U	g				
p/m-Xylene	0.38		1.0	<0.38	U	g	1.0	<0.38	U	g				
o-Xylene	0.21		1.0	<0.21	U	g	1.0	<0.21	U	g				
Methyl-t-Butyl Ether (MTBE)	0.29		1.0	<0.29	U	g	1.0	<0.29	U	g				
1,1,2-Trichloro-1,2,2-Trifluoroethane	0.54		10	<0.54	U	g	10	<0.54	U	g				

Project: Beaumont						Table B - 6								
Site: 1						Analytical Data Summary								
Extraction Method: SW5030B						EPA Method SW8260B								
Analytical Method: SW8260B														
Matrix: Water			Environmental Samples											
Units: µg/L														
		Field ID:		MW-162A				MW-58A				MW-58B		
		SDG:		06-06-0989				06-06-0989				06-06-0989		
		Batch ID:		060620L01				060620L01				060620L01		
Parameters	MDL		PQL	Result	Validity	Comments	PQL	Result	Validity	Comments	PQL	Result	Validity	Comments
Acetone	6.1		10	<6.1	U	g	10	<6.1	U	g	10	<6.1	U	g
Benzene	0.26		0.50	<0.26	U	g	0.50	<0.26	U	g	0.50	<0.26	U	g
Bromobenzene	0.47		1.0	<0.47	U	g	1.0	<0.47	U	g	1.0	<0.47	U	g
Bromochloromethane	0.68		1.0	<0.68	U	g	1.0	<0.68	U	g	1.0	<0.68	U	g
Bromodichloromethane	0.27		1.0	<0.27	U	g	1.0	<0.27	U	g	1.0	<0.27	U	g
Bromoform	0.62		1.0	<0.62	U	g	1.0	<0.62	U	g	1.0	<0.62	U	g
Bromomethane	2.9		10	<2.9	U	g	10	<2.9	U	g	10	<2.9	U	g
2-Butanone	4.2		10	<4.2	U	g	10	<4.2	U	g	10	<4.2	U	g
n-Butylbenzene	0.29		1.0	<0.29	U	g	1.0	<0.29	U	g	1.0	<0.29	U	g
sec-Butylbenzene	0.21		1.0	<0.21	U	g	1.0	<0.21	U	g	1.0	<0.21	U	g
tert-Butylbenzene	0.17		1.0	<0.17	U	g	1.0	<0.17	U	g	1.0	<0.17	U	g
Carbon Disulfide	1.0		10	<1.0	U	g	10	<1.0	U	g	10	<1.0	U	g
Carbon Tetrachloride	0.42		0.50	<0.42	U	g	0.50	<0.42	U	g	0.50	<0.42	U	g
Chlorobenzene	0.36		1.0	<0.36	U	g	1.0	<0.36	U	g	1.0	<0.36	U	g
Chloroethane	0.52		1.0	<0.52	U	g	1.0	<0.52	U	g	1.0	<0.52	U	g
Chloroform	0.22		1.0	1.2		g	1.00	0.79	J	q	1.00	0.28	J	q
Chloromethane	1.8		10	<1.8	U	g	10	<1.8	U	g	10	<1.8	U	g
2-Chlorotoluene	0.24		1.0	<0.24	U	g	1.0	<0.24	U	g	1.0	<0.24	U	g
4-Chlorotoluene	0.30		1.0	<0.30	U	g	1.0	<0.30	U	g	1.0	<0.30	U	g
Dibromochloromethane	0.45		1.0	<0.45	U	g	1.0	<0.45	U	g	1.0	<0.45	U	g
1,2-Dibromo-3-Chloropropane	2.5		5.0	<2.5	U	g	5.0	<2.5	U	g	5.0	<2.5	U	g
1,2-Dibromoethane	0.81		1.0	<0.81	U	g	1.0	<0.81	U	g	1.0	<0.81	U	g
Dibromomethane	0.42		1.0	<0.42	U	g	1.0	<0.42	U	g	1.0	<0.42	U	g
1,2-Dichlorobenzene	0.24		1.0	<0.24	U	g	1.0	<0.24	U	g	1.0	<0.24	U	g
1,3-Dichlorobenzene	0.38		1.0	<0.38	U	g	1.0	<0.38	U	g	1.0	<0.38	U	g
1,4-Dichlorobenzene	0.30		1.0	<0.30	U	g	1.0	<0.30	U	g	1.0	<0.30	U	g
Dichlorodifluoromethane	0.27		1.0	<0.27	U	g	1.0	<0.27	U	g	1.0	<0.27	U	g
1,1-Dichloroethane	0.53		1.0	1.4		g	1.0	1.2		g	1.0	<0.53	U	g
1,2-Dichloroethane	0.22		0.50	<0.22	U	g	0.50	<0.22	U	g	0.50	<0.22	U	g
1,1-Dichloroethene	0.31		1	44		g	1	49		g	1	21		g
c-1,2-Dichloroethene	0.35		1.0	<0.35	U	g	1.0	<0.35	U	g	1.0	<0.35	U	g
t-1,2-Dichloroethene	0.29		1.0	<0.29	U	g	1.0	<0.29	U	g	1.0	<0.29	U	g
1,2-Dichloropropane	0.28		1.0	<0.28	U	g	1.0	<0.28	U	g	1.0	<0.28	U	g
1,3-Dichloropropane	0.30		1.0	<0.30	U	g	1.0	<0.30	U	g	1.0	<0.30	U	g
2,2-Dichloropropane	0.40		1.0	<0.40	U	g	1.0	<0.40	U	g	1.0	<0.40	U	g
1,1-Dichloropropene	0.21		1.0	<0.21	U	g	1.0	<0.21	U	g	1.0	<0.21	U	g
c-1,3-Dichloropropene	0.45		0.50	<0.45	U	g	0.50	<0.45	U	g	0.50	<0.45	U	g
t-1,3-Dichloropropene	0.31		0.50	<0.31	U	g	0.50	<0.31	U	g	0.50	<0.31	U	g
Ethylbenzene	0.17		1.0	<0.17	U	g	1.0	<0.17	U	g	1.0	<0.17	U	g
2-Hexanone	1.9		10	<1.9	U	g	10	<1.9	U	g	10	<1.9	U	g
Isopropylbenzene	0.24		1.0	<0.24	U	g	1.0	<0.24	U	g	1.0	<0.24	U	g
p-Isopropyltoluene	0.21		1.0	<0.21	U	g	1.0	<0.21	U	g	1.0	<0.21	U	g
Methylene Chloride	2.6		10.0	3.8	B J	a, k, q	10.0	3.8	B J	a, k, q	10.0	4.1	B J	a, k, q
4-Methyl-2-Pentanone	2.4		10	<2.4	U	g	10	<2.4	U	g	10	<2.4	U	g
Naphthalene	0.95		10	<0.95	U	g	10	<0.95	U	g	10	<0.95	U	g
n-Propylbenzene	0.30		1.0	<0.30	U	g	1.0	<0.30	U	g	1.0	<0.30	U	g
Styrene	0.29		1.0	<0.29	U	g	1.0	<0.29	U	g	1.0	<0.29	U	g

Project: Beaumont						Table B - 6								
Site: 1						Analytical Data Summary								
Extraction Method: SW5030B						EPA Method SW8260B								
Analytical Method: SW8260B														
Matrix: Water			Environmental Samples											
Units: µg/L														
		Field ID:		MW-162A				MW-58A				MW-58B		
		SDG:		06-06-0989				06-06-0989				06-06-0989		
		Batch ID:		060620L01				060620L01				060620L01		
Parameters	MDL		PQL	Result	Validity	Comments	PQL	Result	Validity	Comments	PQL	Result	Validity	Comments
1,1,1,2-Tetrachloroethane	0.37		1.0	<0.37	U	g	1.0	<0.37	U	g	1.0	<0.37	U	g
1,1,2,2-Tetrachloroethane	0.37		1.0	<0.37	U	g	1.0	<0.37	U	g	1.0	<0.37	U	g
Tetrachloroethene	0.29		1.0	<0.29	U	g	1.0	<0.29	U	g	1.0	<0.29	U	g
Toluene	0.35		1.0	<0.35	U	g	1.0	<0.35	U	g	1.0	<0.35	U	g
1,2,3-Trichlorobenzene	0.39		1.0	<0.39	U	g	1.0	<0.39	U	g	1.0	<0.39	U	g
1,2,4-Trichlorobenzene	0.35		1.0	<0.35	U	g	1.0	<0.35	U	g	1.0	<0.35	U	g
1,1,1-Trichloroethane	0.32		1.00	0.82	J	q	1.0	<0.32	U	g	1.00	0.39	J	q
1,1,2-Trichloroethane	0.54		1.0	<0.54	U	g	1.0	<0.54	U	g	1.0	<0.54	U	g
Trichloroethene	0.30		1	68		g	1	40		g	1	18		g
Trichlorofluoromethane	0.36		10	<0.36	U	g	10	<0.36	U	g	10	<0.36	U	g
1,2,3-Trichloropropane	2.3		5.0	<2.3	U	g	5.0	<2.3	U	g	5.0	<2.3	U	g
1,2,4-Trimethylbenzene	0.26		1.0	<0.26	U	g	1.0	<0.26	U	g	1.0	<0.26	U	g
1,3,5-Trimethylbenzene	0.19		1.0	<0.19	U	g	1.0	<0.19	U	g	1.0	<0.19	U	g
Vinyl Acetate	3.2		10	<3.2	U	g	10	<3.2	U	g	10	<3.2	U	g
Vinyl Chloride	0.33		0.50	<0.33	U	g	0.50	<0.33	U	g	0.50	<0.33	U	g
p/m-Xylene	0.38		1.0	<0.38	U	g	1.0	<0.38	U	g	1.0	<0.38	U	g
o-Xylene	0.21		1.0	<0.21	U	g	1.0	<0.21	U	g	1.0	<0.21	U	g
Methyl-t-Butyl Ether (MTBE)	0.29		1.0	<0.29	U	g	1.0	<0.29	U	g	1.0	<0.29	U	g
1,1,2-Trichloro-1,2,2-Trifluoroethane	0.54		10	<0.54	U	g	10	<0.54	U	g	10	<0.54	U	g

Project: Beaumont						Table B - 6								
Site: 1						Analytical Data Summary								
Extraction Method: SW5030B						EPA Method SW8260B								
Analytical Method: SW8260B														
Matrix: Water			Environmental Samples											
Units: µg/L														
		Field ID:		MW-58C				MW-58D				MW-62A		
		SDG:		06-06-0989				06-06-0989				06-06-0989		
		Batch ID:		060620L01				060620L01				060620L01		
Parameters	MDL		PQL	Result	Validity	Comments	PQL	Result	Validity	Comments	PQL	Result	Validity	Comments
Acetone	6.1		10	<6.1	U	g	10	<6.1	U	g	10	<6.1	U	g
Benzene	0.26		0.50	<0.26	U	g	0.50	<0.26	U	g	0.50	<0.26	U	g
Bromobenzene	0.47		1.0	<0.47	U	g	1.0	<0.47	U	g	1.0	<0.47	U	g
Bromochloromethane	0.68		1.0	<0.68	U	g	1.0	<0.68	U	g	1.0	<0.68	U	g
Bromodichloromethane	0.27		1.0	<0.27	U	g	1.0	<0.27	U	g	1.0	<0.27	U	g
Bromoform	0.62		1.0	<0.62	U	g	1.0	<0.62	U	g	1.0	<0.62	U	g
Bromomethane	2.9		10	<2.9	U	g	10	<2.9	U	g	10	<2.9	U	g
2-Butanone	4.2		10	<4.2	U	g	10	<4.2	U	g	10	<4.2	U	g
n-Butylbenzene	0.29		1.0	<0.29	U	g	1.0	<0.29	U	g	1.0	<0.29	U	g
sec-Butylbenzene	0.21		1.0	<0.21	U	g	1.0	<0.21	U	g	1.0	<0.21	U	g
tert-Butylbenzene	0.17		1.0	<0.17	U	g	1.0	<0.17	U	g	1.0	<0.17	U	g
Carbon Disulfide	1.0		10	<1.0	U	g	10	<1.0	U	g	10	<1.0	U	g
Carbon Tetrachloride	0.42		0.50	<0.42	U	g	0.50	<0.42	U	g	0.50	<0.42	U	g
Chlorobenzene	0.36		1.0	<0.36	U	g	1.0	<0.36	U	g	1.0	<0.36	U	g
Chloroethane	0.52		1.0	<0.52	U	g	1.0	<0.52	U	g	1.0	<0.52	U	g
Chloroform	0.22		1.0	<0.22	U	g	1.00	0.43	J	q	1.0	1.4		g
Chloromethane	1.8		10	<1.8	U	g	10	<1.8	U	g	10	<1.8	U	g
2-Chlorotoluene	0.24		1.0	<0.24	U	g	1.0	<0.24	U	g	1.0	<0.24	U	g
4-Chlorotoluene	0.30		1.0	<0.30	U	g	1.0	<0.30	U	g	1.0	<0.30	U	g
Dibromochloromethane	0.45		1.0	<0.45	U	g	1.0	<0.45	U	g	1.0	<0.45	U	g
1,2-Dibromo-3-Chloropropane	2.5		5.0	<2.5	U	g	5.0	<2.5	U	g	5.0	<2.5	U	g
1,2-Dibromoethane	0.81		1.0	<0.81	U	g	1.0	<0.81	U	g	1.0	<0.81	U	g
Dibromomethane	0.42		1.0	<0.42	U	g	1.0	<0.42	U	g	1.0	<0.42	U	g
1,2-Dichlorobenzene	0.24		1.0	<0.24	U	g	1.0	<0.24	U	g	1.0	<0.24	U	g
1,3-Dichlorobenzene	0.38		1.0	<0.38	U	g	1.0	<0.38	U	g	1.0	<0.38	U	g
1,4-Dichlorobenzene	0.30		1.0	<0.30	U	g	1.0	<0.30	U	g	1.0	<0.30	U	g
Dichlorodifluoromethane	0.27		1.0	<0.27	U	g	1.0	<0.27	U	g	1.0	<0.27	U	g
1,1-Dichloroethane	0.53		1.0	<0.53	U	g	1.0	1.2		g	1.0	1.4		g
1,2-Dichloroethane	0.22		0.50	<0.22	U	g	0.50	<0.22	U	g	0.50	<0.22	U	g
1,1-Dichloroethene	0.31		1	30		g	1	45		g	1	62		g
c-1,2-Dichloroethene	0.35		1.0	<0.35	U	g	1.0	<0.35	U	g	1.0	<0.35	U	g
t-1,2-Dichloroethene	0.29		1.0	<0.29	U	g	1.0	<0.29	U	g	1.0	<0.29	U	g
1,2-Dichloropropane	0.28		1.0	<0.28	U	g	1.0	<0.28	U	g	1.0	<0.28	U	g
1,3-Dichloropropane	0.30		1.0	<0.30	U	g	1.0	<0.30	U	g	1.0	<0.30	U	g
2,2-Dichloropropane	0.40		1.0	<0.40	U	g	1.0	<0.40	U	g	1.0	<0.40	U	g
1,1-Dichloropropene	0.21		1.0	<0.21	U	g	1.0	<0.21	U	g	1.0	<0.21	U	g
c-1,3-Dichloropropene	0.45		0.50	<0.45	U	g	0.50	<0.45	U	g	0.50	<0.45	U	g
t-1,3-Dichloropropene	0.31		0.50	<0.31	U	g	0.50	<0.31	U	g	0.50	<0.31	U	g
Ethylbenzene	0.17		1.0	<0.17	U	g	1.0	<0.17	U	g	1.0	<0.17	U	g
2-Hexanone	1.9		10	<1.9	U	g	10	<1.9	U	g	10	<1.9	U	g
Isopropylbenzene	0.24		1.0	<0.24	U	g	1.0	<0.24	U	g	1.0	<0.24	U	g
p-Isopropyltoluene	0.21		1.0	<0.21	U	g	1.0	<0.21	U	g	1.0	<0.21	U	g
Methylene Chloride	2.6		10.0	3.9	B J	a, k, q	10.0	3.8	B J	a, k, q	10.0	4.3	B J	a, k, q
4-Methyl-2-Pentanone	2.4		10	<2.4	U	g	10	<2.4	U	g	10	<2.4	U	g
Naphthalene	0.95		10	<0.95	U	g	10	<0.95	U	g	10	<0.95	U	g
n-Propylbenzene	0.30		1.0	<0.30	U	g	1.0	<0.30	U	g	1.0	<0.30	U	g
Styrene	0.29		1.0	<0.29	U	g	1.0	<0.29	U	g	1.0	<0.29	U	g

Project: Beaumont						Table B - 6								
Site: 1						Analytical Data Summary								
Extraction Method: SW5030B						EPA Method SW8260B								
Analytical Method: SW8260B														
Matrix: Water			Environmental Samples											
Units: µg/L														
		Field ID:		MW-58C				MW-58D				MW-62A		
		SDG:		06-06-0989				06-06-0989				06-06-0989		
		Batch ID:		060620L01				060620L01				060620L01		
Parameters	MDL		PQL	Result	Validity	Comments	PQL	Result	Validity	Comments	PQL	Result	Validity	Comments
1,1,1,2-Tetrachloroethane	0.37		1.0	<0.37	U	g	1.0	<0.37	U	g	1.0	<0.37	U	g
1,1,2,2-Tetrachloroethane	0.37		1.0	<0.37	U	g	1.0	<0.37	U	g	1.0	<0.37	U	g
Tetrachloroethene	0.29		1.0	<0.29	U	g	1.0	<0.29	U	g	1.0	<0.29	U	g
Toluene	0.35		1.0	<0.35	U	g	1.0	<0.35	U	g	1.0	<0.35	U	g
1,2,3-Trichlorobenzene	0.39		1.0	<0.39	U	g	1.0	<0.39	U	g	1.0	<0.39	U	g
1,2,4-Trichlorobenzene	0.35		1.0	<0.35	U	g	1.0	<0.35	U	g	1.0	<0.35	U	g
1,1,1-Trichloroethane	0.32		1.00	0.53	J	q	1.0	<0.32	U	g	1.0	1.1		g
1,1,2-Trichloroethane	0.54		1.0	<0.54	U	g	1.0	<0.54	U	g	1.0	<0.54	U	g
Trichloroethene	0.30		1	21		g	1	37		g	1	70		g
Trichlorofluoromethane	0.36		10	<0.36	U	g	10	<0.36	U	g	10	<0.36	U	g
1,2,3-Trichloropropane	2.3		5.0	<2.3	U	g	5.0	<2.3	U	g	5.0	<2.3	U	g
1,2,4-Trimethylbenzene	0.26		1.0	<0.26	U	g	1.0	<0.26	U	g	1.0	<0.26	U	g
1,3,5-Trimethylbenzene	0.19		1.0	<0.19	U	g	1.0	<0.19	U	g	1.0	<0.19	U	g
Vinyl Acetate	3.2		10	<3.2	U	g	10	<3.2	U	g	10	<3.2	U	g
Vinyl Chloride	0.33		0.50	<0.33	U	g	0.50	<0.33	U	g	0.50	<0.33	U	g
p/m-Xylene	0.38		1.0	<0.38	U	g	1.0	<0.38	U	g	1.0	<0.38	U	g
o-Xylene	0.21		1.0	<0.21	U	g	1.0	<0.21	U	g	1.0	<0.21	U	g
Methyl-t-Butyl Ether (MTBE)	0.29		1.0	<0.29	U	g	1.0	<0.29	U	g	1.0	<0.29	U	g
1,1,2-Trichloro-1,2,2-Trifluoroethane	0.54		10	<0.54	U	g	10	<0.54	U	g	10	<0.54	U	g

Project: Beaumont						Table B - 6								
Site: 1						Analytical Data Summary								
Extraction Method: SW5030B						EPA Method SW8260B								
Analytical Method: SW8260B														
Matrix: Water			Environmental Samples											
Units: µg/L														
		Field ID:		MW-11				OW-08				P-03		
		SDG:		06-06-1229				06-06-1229				06-06-1229		
		Batch ID:		060623L01				060623L01				060623L01		
Parameters	MDL		PQL	Result	Validity	Comments	PQL	Result	Validity	Comments	PQL	Result	Validity	Comments
Acetone	6.1		10.0	9.8	B J	k, q	10	10	B	k	10.0	7.5	B J	k, q
Benzene	0.26		0.50	<0.26	U	g	0.50	<0.26	U	g	0.50	<0.26	U	g
Bromobenzene	0.47		1.0	<0.47	U	g	1.0	<0.47	U	g	1.0	<0.47	U	g
Bromochloromethane	0.68		1.0	<0.68	U	g	1.0	<0.68	U	g	1.0	<0.68	U	g
Bromodichloromethane	0.27		1.0	<0.27	U	g	1.0	<0.27	U	g	1.0	<0.27	U	g
Bromoform	0.62		1.0	<0.62	U	g	1.0	<0.62	U	g	1.0	<0.62	U	g
Bromomethane	2.9		10	<2.9	U	g	10	<2.9	U	g	10	<2.9	U	g
2-Butanone	4.2		10	<4.2	U	g	10	<4.2	U	g	10	<4.2	U	g
n-Butylbenzene	0.29		1.0	<0.29	U	g	1.0	<0.29	U	g	1.0	<0.29	U	g
sec-Butylbenzene	0.21		1.0	<0.21	U	g	1.0	<0.21	U	g	1.0	<0.21	U	g
tert-Butylbenzene	0.17		1.0	<0.17	U	g	1.0	<0.17	U	g	1.0	<0.17	U	g
Carbon Disulfide	1.0		10	<1.0	U	g	10	<1.0	U	g	10	<1.0	U	g
Carbon Tetrachloride	0.42		0.50	<0.42	U	g	0.50	<0.42	U	g	0.50	<0.42	U	g
Chlorobenzene	0.36		1.0	<0.36	U	g	1.0	<0.36	U	g	1.0	<0.36	U	g
Chloroethane	0.52		1.0	<0.52	U	g	1.0	<0.52	U	g	1.0	<0.52	U	g
Chloroform	0.22		1.0	<0.22	U	g	1.0	<0.22	U	g	1.0	<0.22	U	g
Chloromethane	1.8		10	<1.8	U	g	10	<1.8	U	g	10	<1.8	U	g
2-Chlorotoluene	0.24		1.0	<0.24	U	g	1.0	<0.24	U	g	1.0	<0.24	U	g
4-Chlorotoluene	0.30		1.0	<0.30	U	g	1.0	<0.30	U	g	1.0	<0.30	U	g
Dibromochloromethane	0.45		1.0	<0.45	U	g	1.0	<0.45	U	g	1.0	<0.45	U	g
1,2-Dibromo-3-Chloropropane	2.5		5.0	<2.5	U	g	5.0	<2.5	U	g	5.0	<2.5	U	g
1,2-Dibromoethane	0.81		1.0	<0.81	U	g	1.0	<0.81	U	g	1.0	<0.81	U	g
Dibromomethane	0.42		1.0	<0.42	U	g	1.0	<0.42	U	g	1.0	<0.42	U	g
1,2-Dichlorobenzene	0.24		1.0	<0.24	U	g	1.0	<0.24	U	g	1.0	<0.24	U	g
1,3-Dichlorobenzene	0.38		1.0	<0.38	U	g	1.0	<0.38	U	g	1.0	<0.38	U	g
1,4-Dichlorobenzene	0.30		1.0	<0.30	U	g	1.0	<0.30	U	g	1.0	<0.30	U	g
Dichlorodifluoromethane	0.27		1.0	<0.27	U	g	1.0	<0.27	U	g	1.0	<0.27	U	g
1,1-Dichloroethane	0.53		1.0	<0.53	U	g	1.0	<0.53	U	g	1.0	<0.53	U	g
1,2-Dichloroethane	0.22		0.50	<0.22	U	g	0.50	<0.22	U	g	0.50	<0.22	U	g
1,1-Dichloroethene	0.31		1.0	<0.31	U	g	1.0	<0.31	U	g	1.0	<0.31	U	g
c-1,2-Dichloroethene	0.35		1.0	<0.35	U	g	1.0	<0.35	U	g	1.0	<0.35	U	g
t-1,2-Dichloroethene	0.29		1.0	<0.29	U	g	1.0	<0.29	U	g	1.0	<0.29	U	g
1,2-Dichloropropane	0.28		1.0	<0.28	U	g	1.0	<0.28	U	g	1.0	<0.28	U	g
1,3-Dichloropropane	0.30		1.0	<0.30	U	g	1.0	<0.30	U	g	1.0	<0.30	U	g
2,2-Dichloropropane	0.40		1.0	<0.40	U	g	1.0	<0.40	U	g	1.0	<0.40	U	g
1,1-Dichloropropene	0.21		1.0	<0.21	U	g	1.0	<0.21	U	g	1.0	<0.21	U	g
c-1,3-Dichloropropene	0.45		0.50	<0.45	U	g	0.50	<0.45	U	g	0.50	<0.45	U	g
t-1,3-Dichloropropene	0.31		0.50	<0.31	U	g	0.50	<0.31	U	g	0.50	<0.31	U	g
Ethylbenzene	0.17		1.0	<0.17	U	g	1.0	<0.17	U	g	1.0	<0.17	U	g
2-Hexanone	1.9		10	<1.9	U	g	10	<1.9	U	g	10	<1.9	U	g
Isopropylbenzene	0.24		1.0	<0.24	U	g	1.0	<0.24	U	g	1.0	<0.24	U	g
p-Isopropyltoluene	0.21		1.0	<0.21	U	g	1.0	<0.21	U	g	1.0	<0.21	U	g
Methylene Chloride	2.6		10.0	3.1	B J	a, k, q	10.0	3.4	B J	a, k, q	10.0	3.2	B J	a, k, q
4-Methyl-2-Pentanone	2.4		10	<2.4	U	g	10	<2.4	U	g	10	<2.4	U	g
Naphthalene	0.95		10	<0.95	U	g	10	<0.95	U	g	10	<0.95	U	g
n-Propylbenzene	0.30		1.0	<0.30	U	g	1.0	<0.30	U	g	1.0	<0.30	U	g
Styrene	0.29		1.0	<0.29	U	g	1.0	<0.29	U	g	1.0	<0.29	U	g

Project: Beaumont						Table B - 6								
Site: 1						Analytical Data Summary								
Extraction Method: SW5030B						EPA Method SW8260B								
Analytical Method: SW8260B														
Matrix: Water			Environmental Samples											
Units: µg/L														
		Field ID:		MW-11				OW-08				P-03		
		SDG:		06-06-1229				06-06-1229				06-06-1229		
		Batch ID:		060623L01				060623L01				060623L01		
Parameters	MDL		PQL	Result	Validity	Comments	PQL	Result	Validity	Comments	PQL	Result	Validity	Comments
1,1,1,2-Tetrachloroethane	0.37		1.0	<0.37	U	g	1.0	<0.37	U	g	1.0	<0.37	U	g
1,1,2,2-Tetrachloroethane	0.37		1.0	<0.37	U	g	1.0	<0.37	U	g	1.0	<0.37	U	g
Tetrachloroethene	0.29		1.0	<0.29	U	g	1.0	<0.29	U	g	1.0	<0.29	U	g
Toluene	0.35		1.0	<0.35	U	g	1.0	<0.35	U	g	1.0	<0.35	U	g
1,2,3-Trichlorobenzene	0.39		1.0	<0.39	U	g	1.0	<0.39	U	g	1.0	<0.39	U	g
1,2,4-Trichlorobenzene	0.35		1.0	<0.35	U	g	1.0	<0.35	U	g	1.0	<0.35	U	g
1,1,1-Trichloroethane	0.32		1.0	<0.32	U	g	1.0	<0.32	U	g	1.0	<0.32	U	g
1,1,2-Trichloroethane	0.54		1.0	<0.54	U	g	1.0	<0.54	U	g	1.0	<0.54	U	g
Trichloroethene	0.30		1.0	<0.30	U	g	1.0	<0.30	U	g	1.0	<0.30	U	g
Trichlorofluoromethane	0.36		10	<0.36	U	g	10	<0.36	U	g	10	<0.36	U	g
1,2,3-Trichloropropane	2.3		5.0	<2.3	U	g	5.0	<2.3	U	g	5.0	<2.3	U	g
1,2,4-Trimethylbenzene	0.26		1.0	<0.26	U	g	1.0	<0.26	U	g	1.0	<0.26	U	g
1,3,5-Trimethylbenzene	0.19		1.0	<0.19	U	g	1.0	<0.19	U	g	1.0	<0.19	U	g
Vinyl Acetate	3.2		10	<3.2	U	g	10	<3.2	U	g	10	<3.2	U	g
Vinyl Chloride	0.33		0.50	<0.33	U	g	0.50	<0.33	U	g	0.50	<0.33	U	g
p/m-Xylene	0.38		1.0	<0.38	U	g	1.0	<0.38	U	g	1.0	<0.38	U	g
o-Xylene	0.21		1.0	<0.21	U	g	1.0	<0.21	U	g	1.0	<0.21	U	g
Methyl-t-Butyl Ether (MTBE)	0.29		1.0	<0.29	U	g	1.0	<0.29	U	g	1.0	<0.29	U	g
1,1,2-Trichloro-1,2,2-Trifluoroethane	0.54		10	<0.54	U	g	10	<0.54	U	g	10	<0.54	U	g

Project: Beaumont						Table B - 6								
Site: 1						Analytical Data Summary								
Extraction Method: SW5030B						EPA Method SW8260B								
Analytical Method: SW8260B														
Matrix: Water			Environmental Samples											
Units: µg/L														
		Field ID:		MW-30				P-05				P-105		
		SDG:		06-06-1354				06-06-1354				06-06-1354		
		Batch ID:		060623L02				060623L02				060623L02		
Parameters	MDL		PQL	Result	Validity	Comments	PQL	Result	Validity	Comments	PQL	Result	Validity	Comments
Acetone	6.1		10	<6.1	U	g	10	<6.1	U	g	10	<6.1	U	g
Benzene	0.26		0.50	<0.26	U	g	0.50	<0.26	U	g	0.50	<0.26	U	g
Bromobenzene	0.47		1.0	<0.47	U	g	1.0	<0.47	U	g	1.0	<0.47	U	g
Bromochloromethane	0.68		1.0	<0.68	U	g	1.0	<0.68	U	g	1.0	<0.68	U	g
Bromodichloromethane	0.27		1.0	<0.27	U	g	1.0	<0.27	U	g	1.0	<0.27	U	g
Bromoform	0.62		1.0	<0.62	U	g	1.0	<0.62	U	g	1.0	<0.62	U	g
Bromomethane	2.9		10	<2.9	U	g	10	<2.9	U	g	10	<2.9	U	g
2-Butanone	4.2		10	<4.2	U	g	10	<4.2	U	g	10	<4.2	U	g
n-Butylbenzene	0.29		1.0	<0.29	U	g	1.0	<0.29	U	g	1.0	<0.29	U	g
sec-Butylbenzene	0.21		1.0	<0.21	U	g	1.0	<0.21	U	g	1.0	<0.21	U	g
tert-Butylbenzene	0.17		1.0	<0.17	U	g	1.0	<0.17	U	g	1.0	<0.17	U	g
Carbon Disulfide	1.0		10	<1.0	U	g	10	<1.0	U	g	10	<1.0	U	g
Carbon Tetrachloride	0.42		0.50	<0.42	U	g	0.50	<0.42	U	g	0.50	<0.42	U	g
Chlorobenzene	0.36		1.0	<0.36	U	g	1.0	<0.36	U	g	1.0	<0.36	U	g
Chloroethane	0.52		1.0	<0.52	U	g	1.0	<0.52	U	g	1.0	<0.52	U	g
Chloroform	0.22		1.0	<0.22	U	g	1.0	<0.22	U	g	1.0	<0.22	U	g
Chloromethane	1.8		10	<1.8	U	g	10	<1.8	U	g	10	<1.8	U	g
2-Chlorotoluene	0.24		1.0	<0.24	U	g	1.0	<0.24	U	g	1.0	<0.24	U	g
4-Chlorotoluene	0.30		1.0	<0.30	U	g	1.0	<0.30	U	g	1.0	<0.30	U	g
Dibromochloromethane	0.45		1.0	<0.45	U	g	1.0	<0.45	U	g	1.0	<0.45	U	g
1,2-Dibromo-3-Chloropropane	2.5		5.0	<2.5	U	g	5.0	<2.5	U	g	5.0	<2.5	U	g
1,2-Dibromoethane	0.81		1.0	<0.81	U	g	1.0	<0.81	U	g	1.0	<0.81	U	g
Dibromomethane	0.42		1.0	<0.42	U	g	1.0	<0.42	U	g	1.0	<0.42	U	g
1,2-Dichlorobenzene	0.24		1.0	<0.24	U	g	1.0	<0.24	U	g	1.0	<0.24	U	g
1,3-Dichlorobenzene	0.38		1.0	<0.38	U	g	1.0	<0.38	U	g	1.0	<0.38	U	g
1,4-Dichlorobenzene	0.30		1.0	<0.30	U	g	1.0	<0.30	U	g	1.0	<0.30	U	g
Dichlorodifluoromethane	0.27		1.0	<0.27	U	g	1.0	<0.27	U	g	1.0	<0.27	U	g
1,1-Dichloroethane	0.53		1.0	<0.53	U	g	1.0	<0.53	U	g	1.0	<0.53	U	g
1,2-Dichloroethane	0.22		0.50	0.44	J	q	0.50	<0.22	U	g	0.50	<0.22	U	g
1,1-Dichloroethene	0.31		1	15		g	1.0	<0.31	U	g	1.0	<0.31	U	g
c-1,2-Dichloroethene	0.35		1.0	<0.35	U	g	1.0	<0.35	U	g	1.0	<0.35	U	g
t-1,2-Dichloroethene	0.29		1.0	<0.29	U	g	1.0	<0.29	U	g	1.0	<0.29	U	g
1,2-Dichloropropane	0.28		1.0	<0.28	U	g	1.0	<0.28	U	g	1.0	<0.28	U	g
1,3-Dichloropropane	0.30		1.0	<0.30	U	g	1.0	<0.30	U	g	1.0	<0.30	U	g
2,2-Dichloropropane	0.40		1.0	<0.40	U	g	1.0	<0.40	U	g	1.0	<0.40	U	g
1,1-Dichloropropene	0.21		1.0	<0.21	U	g	1.0	<0.21	U	g	1.0	<0.21	U	g
c-1,3-Dichloropropene	0.45		0.50	<0.45	U	g	0.50	<0.45	U	g	0.50	<0.45	U	g
t-1,3-Dichloropropene	0.31		0.50	<0.31	U	g	0.50	<0.31	U	g	0.50	<0.31	U	g
Ethylbenzene	0.17		1.0	<0.17	U	g	1.0	<0.17	U	g	1.0	<0.17	U	g
2-Hexanone	1.9		10	<1.9	U	g	10	<1.9	U	g	10	<1.9	U	g
Isopropylbenzene	0.24		1.0	<0.24	U	g	1.0	<0.24	U	g	1.0	<0.24	U	g
p-Isopropyltoluene	0.21		1.0	<0.21	U	g	1.0	<0.21	U	g	1.0	<0.21	U	g
Methylene Chloride	2.6		10.0	4.7	B J	a, k, q	10.0	4.8	B J	a, k, q	10.0	4.9	B J	a, k, q
4-Methyl-2-Pentanone	2.4		10	<2.4	U	g	10	<2.4	U	g	10	<2.4	U	g
Naphthalene	0.95		10	<0.95	U	g	10	<0.95	U	g	10	<0.95	U	g
n-Propylbenzene	0.30		1.0	<0.30	U	g	1.0	<0.30	U	g	1.0	<0.30	U	g
Styrene	0.29		1.0	<0.29	U	g	1.0	<0.29	U	g	1.0	<0.29	U	g

Project: Beaumont						Table B - 6								
Site: 1						Analytical Data Summary								
Extraction Method: SW5030B						EPA Method SW8260B								
Analytical Method: SW8260B														
Matrix: Water			Environmental Samples											
Units: µg/L														
		Field ID:		MW-30				P-05				P-105		
		SDG:		06-06-1354				06-06-1354				06-06-1354		
		Batch ID:		060623L02				060623L02				060623L02		
Parameters	MDL		PQL	Result	Validity	Comments	PQL	Result	Validity	Comments	PQL	Result	Validity	Comments
1,1,1,2-Tetrachloroethane	0.37		1.0	<0.37	U	g	1.0	<0.37	U	g	1.0	<0.37	U	g
1,1,2,2-Tetrachloroethane	0.37		1.0	<0.37	U	g	1.0	<0.37	U	g	1.0	<0.37	U	g
Tetrachloroethene	0.29		1.0	<0.29	U	g	1.0	<0.29	U	g	1.0	<0.29	U	g
Toluene	0.35		1.0	<0.35	U	g	1.0	<0.35	U	g	1.0	<0.35	U	g
1,2,3-Trichlorobenzene	0.39		1.0	<0.39	U	g	1.0	<0.39	U	g	1.0	<0.39	U	g
1,2,4-Trichlorobenzene	0.35		1.0	<0.35	U	g	1.0	<0.35	U	g	1.0	<0.35	U	g
1,1,1-Trichloroethane	0.32		1.0	<0.32	U	g	1.0	<0.32	U	g	1.0	<0.32	U	g
1,1,2-Trichloroethane	0.54		1.0	<0.54	U	g	1.0	<0.54	U	g	1.0	<0.54	U	g
Trichloroethene	0.30		1.0	8.6		g	1.0	<0.30	U	g	1.0	<0.30	U	g
Trichlorofluoromethane	0.36		10	<0.36	U	g	10	<0.36	U	g	10	<0.36	U	g
1,2,3-Trichloropropane	2.3		5.0	<2.3	U	g	5.0	<2.3	U	g	5.0	<2.3	U	g
1,2,4-Trimethylbenzene	0.26		1.0	<0.26	U	g	1.0	<0.26	U	g	1.0	<0.26	U	g
1,3,5-Trimethylbenzene	0.19		1.0	<0.19	U	g	1.0	<0.19	U	g	1.0	<0.19	U	g
Vinyl Acetate	3.2		10	<3.2	U	g	10	<3.2	U	g	10	<3.2	U	g
Vinyl Chloride	0.33		0.50	<0.33	U	g	0.50	<0.33	U	g	0.50	<0.33	U	g
p/m-Xylene	0.38		1.0	<0.38	U	g	1.0	<0.38	U	g	1.0	<0.38	U	g
o-Xylene	0.21		1.0	<0.21	U	g	1.0	<0.21	U	g	1.0	<0.21	U	g
Methyl-t-Butyl Ether (MTBE)	0.29		1.0	<0.29	U	g	1.0	<0.29	U	g	1.0	<0.29	U	g
1,1,2-Trichloro-1,2,2-Trifluoroethane	0.54		10	<0.54	U	g	10	<0.54	U	g	10	<0.54	U	g

Project: Beaumont						Table B - 6								
Site: 1						Analytical Data Summary								
Extraction Method: SW5030B						EPA Method SW8260B								
Analytical Method: SW8260B														
Matrix: Water			Environmental Samples											
Units: µg/L														
		Field ID:		MW-35				MW-36				OW-01		
		SDG:		06-06-1355				06-06-1355				06-06-1355		
		Batch ID:		060626L01				060626L01				060623L01		
Parameters	MDL		PQL	Result	Validity	Comments	PQL	Result	Validity	Comments	PQL	Result	Validity	Comments
Acetone	6.1		10.0	7.8	B J	a, k, q	10.0	9.0	B J	a, k, q	10	<6.1	U	g
Benzene	0.26		0.50	<0.26	U	g	0.50	<0.26	U	g	0.50	<0.26	U	g
Bromobenzene	0.47		1.0	<0.47	U	g	1.0	<0.47	U	g	1.0	<0.47	U	g
Bromochloromethane	0.68		1.0	<0.68	U	g	1.0	<0.68	U	g	1.0	<0.68	U	g
Bromodichloromethane	0.27		1.0	<0.27	U	g	1.0	<0.27	U	g	1.0	<0.27	U	g
Bromoform	0.62		1.0	<0.62	U	g	1.0	<0.62	U	g	1.0	<0.62	U	g
Bromomethane	2.9		10	<2.9	U	g	10	<2.9	U	g	10	<2.9	U	g
2-Butanone	4.2		10	<4.2	U	g	10	<4.2	U	g	10	<4.2	U	g
n-Butylbenzene	0.29		1.0	<0.29	U	g	1.0	<0.29	U	g	1.0	<0.29	U	g
sec-Butylbenzene	0.21		1.0	<0.21	U	g	1.0	<0.21	U	g	1.0	<0.21	U	g
tert-Butylbenzene	0.17		1.0	<0.17	U	g	1.0	<0.17	U	g	1.0	<0.17	U	g
Carbon Disulfide	1.0		10	<1.0	U	g	10	<1.0	U	g	10	<1.0	U	g
Carbon Tetrachloride	0.42		0.50	<0.42	U	g	0.50	<0.42	U	g	0.50	<0.42	U	g
Chlorobenzene	0.36		1.0	<0.36	U	g	1.0	<0.36	U	g	1.0	<0.36	U	g
Chloroethane	0.52		1.0	<0.52	U	g	1.0	<0.52	U	g	1.0	<0.52	U	g
Chloroform	0.22		1.0	<0.22	U	g	1.0	<0.22	U	g	1.0	<0.22	U	g
Chloromethane	1.8		10	<1.8	U	g	10	<1.8	U	g	10	<1.8	U	g
2-Chlorotoluene	0.24		1.0	<0.24	U	g	1.0	<0.24	U	g	1.0	<0.24	U	g
4-Chlorotoluene	0.30		1.0	<0.30	U	g	1.0	<0.30	U	g	1.0	<0.30	U	g
Dibromochloromethane	0.45		1.0	<0.45	U	g	1.0	<0.45	U	g	1.0	<0.45	U	g
1,2-Dibromo-3-Chloropropane	2.5		5.0	<2.5	U	g	5.0	<2.5	U	g	5.0	<2.5	U	g
1,2-Dibromoethane	0.81		1.0	<0.81	U	g	1.0	<0.81	U	g	1.0	<0.81	U	g
Dibromomethane	0.42		1.0	<0.42	U	g	1.0	<0.42	U	g	1.0	<0.42	U	g
1,2-Dichlorobenzene	0.24		1.0	<0.24	U	g	1.0	<0.24	U	g	1.0	<0.24	U	g
1,3-Dichlorobenzene	0.38		1.0	<0.38	U	g	1.0	<0.38	U	g	1.0	<0.38	U	g
1,4-Dichlorobenzene	0.30		1.0	<0.30	U	g	1.0	<0.30	U	g	1.0	<0.30	U	g
Dichlorodifluoromethane	0.27		1.0	<0.27	U	g	1.0	<0.27	U	g	1.0	<0.27	U	g
1,1-Dichloroethane	0.53		1.0	<0.53	U	g	1.0	<0.53	U	g	1.0	<0.53	U	g
1,2-Dichloroethane	0.22		0.50	<0.22	U	g	0.50	<0.22	U	g	0.50	<0.22	U	g
1,1-Dichloroethene	0.31		1.0	<0.31	U	g	1.0	<0.31	U	g	1.0	<0.31	U	g
c-1,2-Dichloroethene	0.35		1.0	<0.35	U	g	1.0	<0.35	U	g	1.0	<0.35	U	g
t-1,2-Dichloroethene	0.29		1.0	<0.29	U	g	1.0	<0.29	U	g	1.0	<0.29	U	g
1,2-Dichloropropane	0.28		1.0	<0.28	U	g	1.0	<0.28	U	g	1.0	<0.28	U	g
1,3-Dichloropropane	0.30		1.0	<0.30	U	g	1.0	<0.30	U	g	1.0	<0.30	U	g
2,2-Dichloropropane	0.40		1.0	<0.40	U	g	1.0	<0.40	U	g	1.0	<0.40	U	g
1,1-Dichloropropene	0.21		1.0	<0.21	U	g	1.0	<0.21	U	g	1.0	<0.21	U	g
c-1,3-Dichloropropene	0.45		0.50	<0.45	U	g	0.50	<0.45	U	g	0.50	<0.45	U	g
t-1,3-Dichloropropene	0.31		0.50	<0.31	U	g	0.50	<0.31	U	g	0.50	<0.31	U	g
Ethylbenzene	0.17		1.0	<0.17	U	g	1.0	<0.17	U	g	1.0	<0.17	U	g
2-Hexanone	1.9		10	<1.9	U	g	10	<1.9	U	g	10	<1.9	U	g
Isopropylbenzene	0.24		1.0	<0.24	U	g	1.0	<0.24	U	g	1.0	<0.24	U	g
p-Isopropyltoluene	0.21		1.0	<0.21	U	g	1.0	<0.21	U	g	1.0	<0.21	U	g
Methylene Chloride	2.6		10.0	4.2	B J	k, q	10.0	4.1	B J	k, q	10.0	4.6	B J	a, k, q
4-Methyl-2-Pentanone	2.4		10	<2.4	U	g	10	<2.4	U	g	10	<2.4	U	g
Naphthalene	0.95		10	<0.95	U	g	10	<0.95	U	g	10	<0.95	U	g
n-Propylbenzene	0.30		1.0	<0.30	U	g	1.0	<0.30	U	g	1.0	<0.30	U	g
Styrene	0.29		1.0	<0.29	U	g	1.0	<0.29	U	g	1.0	<0.29	U	g

Project: Beaumont						Table B - 6								
Site: 1						Analytical Data Summary								
Extraction Method: SW5030B						EPA Method SW8260B								
Analytical Method: SW8260B														
Matrix: Water			Environmental Samples											
Units: µg/L														
		Field ID:		MW-35				MW-36				OW-01		
		SDG:		06-06-1355				06-06-1355				06-06-1355		
		Batch ID:		060626L01				060626L01				060623L01		
Parameters	MDL		PQL	Result	Validity	Comments	PQL	Result	Validity	Comments	PQL	Result	Validity	Comments
1,1,1,2-Tetrachloroethane	0.37		1.0	<0.37	U	g	1.0	<0.37	U	g	1.0	<0.37	U	g
1,1,2,2-Tetrachloroethane	0.37		1.0	<0.37	U	g	1.0	<0.37	U	g	1.0	<0.37	U	g
Tetrachloroethene	0.29		1.0	<0.29	U	g	1.0	<0.29	U	g	1.0	<0.29	U	g
Toluene	0.35		1.0	<0.35	U	g	1.0	<0.35	U	g	1.0	<0.35	U	g
1,2,3-Trichlorobenzene	0.39		1.0	<0.39	U	g	1.0	<0.39	U	g	1.0	<0.39	U	g
1,2,4-Trichlorobenzene	0.35		1.0	<0.35	U	g	1.0	<0.35	U	g	1.0	<0.35	U	g
1,1,1-Trichloroethane	0.32		1.0	<0.32	U	g	1.0	<0.32	U	g	1.0	<0.32	U	g
1,1,2-Trichloroethane	0.54		1.0	<0.54	U	g	1.0	<0.54	U	g	1.0	<0.54	U	g
Trichloroethene	0.30		1.0	<0.30	U	g	1.0	<0.30	U	g	1.0	<0.30	U	g
Trichlorofluoromethane	0.36		10	<0.36	U	g	10	<0.36	U	g	10	<0.36	U	g
1,2,3-Trichloropropane	2.3		5.0	<2.3	U	g	5.0	<2.3	U	g	5.0	<2.3	U	g
1,2,4-Trimethylbenzene	0.26		1.0	<0.26	U	g	1.0	<0.26	U	g	1.0	<0.26	U	g
1,3,5-Trimethylbenzene	0.19		1.0	<0.19	U	g	1.0	<0.19	U	g	1.0	<0.19	U	g
Vinyl Acetate	3.2		10	<3.2	U	g	10	<3.2	U	g	10	<3.2	U	g
Vinyl Chloride	0.33		0.50	<0.33	U	g	0.50	<0.33	U	g	0.50	<0.33	U	g
p/m-Xylene	0.38		1.0	<0.38	U	g	1.0	<0.38	U	g	1.0	<0.38	U	g
o-Xylene	0.21		1.0	<0.21	U	g	1.0	<0.21	U	g	1.0	<0.21	U	g
Methyl-t-Butyl Ether (MTBE)	0.29		1.0	<0.29	U	g	1.0	<0.29	U	g	1.0	<0.29	U	g
1,1,2-Trichloro-1,2,2-Trifluoroethane	0.54		10	<0.54	U	g	10	<0.54	U	g	10	<0.54	U	g

Project: Beaumont						Table B - 6								
Site: 1						Analytical Data Summary								
Extraction Method: SW5030B						EPA Method SW8260B								
Analytical Method: SW8260B														
Matrix: Water			Environmental Samples											
Units: µg/L														
		Field ID:		MW-03				MW-20				MW-34		
		SDG:		06-06-1503				06-06-1503				06-06-1503		
		Batch ID:		060627L01				060626L01				060627L01		
Parameters	MDL		PQL	Result	Validity	Comments	PQL	Result	Validity	Comments	PQL	Result	Validity	Comments
Acetone	6.1		10	<6.1	U	g	10	<6.1	U	g	10	<6.1	U	g
Benzene	0.26		0.50	<0.26	U	g	0.50	<0.26	U	g	0.50	<0.26	U	g
Bromobenzene	0.47		1.0	<0.47	U	g	1.0	<0.47	U	g	1.0	<0.47	U	g
Bromochloromethane	0.68		1.0	<0.68	U	g	1.0	<0.68	U	g	1.0	<0.68	U	g
Bromodichloromethane	0.27		1.0	<0.27	U	g	1.0	<0.27	U	g	1.0	<0.27	U	g
Bromoform	0.62		1.0	<0.62	U	g	1.0	<0.62	U	g	1.0	<0.62	U	g
Bromomethane	2.9		10	<2.9	U	g	10	<2.9	U	g	10	<2.9	U	g
2-Butanone	4.2		10	<4.2	U	g	10	<4.2	U	g	10	<4.2	U	g
n-Butylbenzene	0.29		1.0	<0.29	U	g	1.0	<0.29	U	g	1.0	<0.29	U	g
sec-Butylbenzene	0.21		1.0	<0.21	U	g	1.0	<0.21	U	g	1.0	<0.21	U	g
tert-Butylbenzene	0.17		1.0	<0.17	U	g	1.0	<0.17	U	g	1.0	<0.17	U	g
Carbon Disulfide	1.0		10	<1.0	U	g	10	<1.0	U	g	10	<1.0	U	g
Carbon Tetrachloride	0.42		0.50	<0.42	U	g	0.50	<0.42	U	g	0.50	<0.42	U	g
Chlorobenzene	0.36		1.0	<0.36	U	g	1.0	<0.36	U	g	1.0	<0.36	U	g
Chloroethane	0.52		1.0	<0.52	U	g	1.0	<0.52	U	g	1.0	<0.52	U	g
Chloroform	0.22		1.0	<0.22	U	g	1.00	0.44	B J	k, q	1.0	<0.22	U	g
Chloromethane	1.8		10	<1.8	U	g	10	<1.8	U	g	10	<1.8	U	g
2-Chlorotoluene	0.24		1.0	<0.24	U	g	1.0	<0.24	U	g	1.0	<0.24	U	g
4-Chlorotoluene	0.30		1.0	<0.30	U	g	1.0	<0.30	U	g	1.0	<0.30	U	g
Dibromochloromethane	0.45		1.0	<0.45	U	g	1.0	<0.45	U	g	1.0	<0.45	U	g
1,2-Dibromo-3-Chloropropane	2.5		5.0	<2.5	U	g	5.0	<2.5	U	g	5.0	<2.5	U	g
1,2-Dibromoethane	0.81		1.0	<0.81	U	g	1.0	<0.81	U	g	1.0	<0.81	U	g
Dibromomethane	0.42		1.0	<0.42	U	g	1.0	<0.42	U	g	1.0	<0.42	U	g
1,2-Dichlorobenzene	0.24		1.0	<0.24	U	g	1.0	<0.24	U	g	1.0	<0.24	U	g
1,3-Dichlorobenzene	0.38		1.0	<0.38	U	g	1.0	<0.38	U	g	1.0	<0.38	U	g
1,4-Dichlorobenzene	0.30		1.0	<0.30	U	g	1.0	<0.30	U	g	1.0	<0.30	U	g
Dichlorodifluoromethane	0.27		1.0	<0.27	U	g	1.0	<0.27	U	g	1.0	<0.27	U	g
1,1-Dichloroethane	0.53		1.0	<0.53	U	g	1.0	<0.53	U	g	1.0	<0.53	U	g
1,2-Dichloroethane	0.22		0.50	<0.22	U	g	0.50	<0.22	U	g	0.50	<0.22	U	g
1,1-Dichloroethene	0.31		1.0	<0.31	U	g	1.0	3.7		g	1.0	<0.31	U	g
c-1,2-Dichloroethene	0.35		1.0	<0.35	U	g	1.0	<0.35	U	g	1.0	<0.35	U	g
t-1,2-Dichloroethene	0.29		1.0	<0.29	U	g	1.0	<0.29	U	g	1.0	<0.29	U	g
1,2-Dichloropropane	0.28		1.0	<0.28	U	g	1.0	<0.28	U	g	1.0	<0.28	U	g
1,3-Dichloropropane	0.30		1.0	<0.30	U	g	1.0	<0.30	U	g	1.0	<0.30	U	g
2,2-Dichloropropane	0.40		1.0	<0.40	U	g	1.0	<0.40	U	g	1.0	<0.40	U	g
1,1-Dichloropropene	0.21		1.0	<0.21	U	g	1.0	<0.21	U	g	1.0	<0.21	U	g
c-1,3-Dichloropropene	0.45		0.50	<0.45	U	g	0.50	<0.45	U	g	0.50	<0.45	U	g
t-1,3-Dichloropropene	0.31		0.50	<0.31	U	g	0.50	<0.31	U	g	0.50	<0.31	U	g
Ethylbenzene	0.17		1.0	<0.17	U	g	1.0	<0.17	U	g	1.0	<0.17	U	g
2-Hexanone	1.9		10	<1.9	U	g	10	<1.9	U	g	10	<1.9	U	g
Isopropylbenzene	0.24		1.0	<0.24	U	g	1.0	<0.24	U	g	1.0	<0.24	U	g
p-Isopropyltoluene	0.21		1.0	<0.21	U	g	1.0	<0.21	U	g	1.0	<0.21	U	g
Methylene Chloride	2.6		10	<2.6	U	g	10	<2.6	U	g	10	<2.6	U	g
4-Methyl-2-Pentanone	2.4		10	<2.4	U	g	10	<2.4	U	g	10	<2.4	U	g
Naphthalene	0.95		10	<0.95	U	g	10	<0.95	U	g	10	<0.95	U	g
n-Propylbenzene	0.30		1.0	<0.30	U	g	1.0	<0.30	U	g	1.0	<0.30	U	g
Styrene	0.29		1.0	<0.29	U	g	1.0	<0.29	U	g	1.0	<0.29	U	g

Project: Beaumont						Table B - 6								
Site: 1						Analytical Data Summary								
Extraction Method: SW5030B						EPA Method SW8260B								
Analytical Method: SW8260B														
Matrix: Water			Environmental Samples											
Units: µg/L														
		Field ID:		MW-03				MW-20				MW-34		
		SDG:		06-06-1503				06-06-1503				06-06-1503		
		Batch ID:		060627L01				060626L01				060627L01		
Parameters	MDL		PQL	Result	Validity	Comments	PQL	Result	Validity	Comments	PQL	Result	Validity	Comments
1,1,1,2-Tetrachloroethane	0.37		1.0	<0.37	U	g	1.0	<0.37	U	g	1.0	<0.37	U	g
1,1,2,2-Tetrachloroethane	0.37		1.0	<0.37	U	g	1.0	<0.37	U	g	1.0	<0.37	U	g
Tetrachloroethene	0.29		1.0	<0.29	U	g	1.0	<0.29	U	g	1.0	<0.29	U	g
Toluene	0.35		1.0	<0.35	U	g	1.0	<0.35	U	g	1.0	<0.35	U	g
1,2,3-Trichlorobenzene	0.39		1.0	<0.39	U	g	1.0	<0.39	U	g	1.0	<0.39	U	g
1,2,4-Trichlorobenzene	0.35		1.0	<0.35	U	g	1.0	<0.35	U	g	1.0	<0.35	U	g
1,1,1-Trichloroethane	0.32		1.0	<0.32	U	g	1.0	<0.32	U	g	1.0	<0.32	U	g
1,1,2-Trichloroethane	0.54		1.0	<0.54	U	g	1.0	<0.54	U	g	1.0	<0.54	U	g
Trichloroethene	0.30		1.0	<0.30	U	g	1.0	2.6		g	1.00	0.49	J	q
Trichlorofluoromethane	0.36		10	<0.36	U	g	10	<0.36	U	g	10	<0.36	U	g
1,2,3-Trichloropropane	2.3		5.0	<2.3	U	g	5.0	<2.3	U	g	5.0	<2.3	U	g
1,2,4-Trimethylbenzene	0.26		1.0	<0.26	U	g	1.0	<0.26	U	g	1.0	<0.26	U	g
1,3,5-Trimethylbenzene	0.19		1.0	<0.19	U	g	1.0	<0.19	U	g	1.0	<0.19	U	g
Vinyl Acetate	3.2		10	<3.2	U	g	10	<3.2	U	g	10	<3.2	U	g
Vinyl Chloride	0.33		0.50	<0.33	U	g	0.50	<0.33	U	g	0.50	<0.33	U	g
p/m-Xylene	0.38		1.0	<0.38	U	g	1.0	<0.38	U	g	1.0	<0.38	U	g
o-Xylene	0.21		1.0	<0.21	U	g	1.0	<0.21	U	g	1.0	<0.21	U	g
Methyl-t-Butyl Ether (MTBE)	0.29		1.0	<0.29	U	g	1.0	<0.29	U	g	1.0	<0.29	U	g
1,1,2-Trichloro-1,2,2-Trifluoroethane	0.54		10	<0.54	U	g	10	<0.54	U	g	10	<0.54	U	g

Project: Beaumont						Table B - 6								
Site: 1						Analytical Data Summary								
Extraction Method: SW5030B						EPA Method SW8260B								
Analytical Method: SW8260B														
Matrix: Water			Environmental Samples											
Units: µg/L														
		Field ID:		MW-32				MW-132				MW-56B		
		SDG:		06-06-1803				06-06-1803				06-06-1803		
		Batch ID:		060630L04				060630L04				060630L04		
Parameters	MDL		PQL	Result	Validity	Comments	PQL	Result	Validity	Comments	PQL	Result	Validity	Comments
Acetone	6.1		10	<6.1	U	g	10	<6.1	U	g	10	<6.1	U	g
Benzene	0.26		0.50	<0.26	U	g	0.50	<0.26	U	g	0.50	<0.26	U	g
Bromobenzene	0.47		1.0	<0.47	U	g	1.0	<0.47	U	g	1.0	<0.47	U	g
Bromochloromethane	0.68		1.0	<0.68	U	g	1.0	<0.68	U	g	1.0	<0.68	U	g
Bromodichloromethane	0.27		1.0	<0.27	U	g	1.0	<0.27	U	g	1.0	<0.27	U	g
Bromoform	0.62		1.0	<0.62	U	g	1.0	<0.62	U	g	1.0	<0.62	U	g
Bromomethane	2.9		10	<2.9	U	g	10	<2.9	U	g	10	<2.9	U	g
2-Butanone	4.2		10	<4.2	U	g	10	<4.2	U	g	10	<4.2	U	g
n-Butylbenzene	0.29		1.0	<0.29	U	g	1.0	<0.29	U	g	1.0	<0.29	U	g
sec-Butylbenzene	0.21		1.0	<0.21	U	g	1.0	<0.21	U	g	1.0	<0.21	U	g
tert-Butylbenzene	0.17		1.0	<0.17	U	g	1.0	<0.17	U	g	1.0	<0.17	U	g
Carbon Disulfide	1.0		10	<1.0	U	g	10	<1.0	U	g	10	<1.0	U	g
Carbon Tetrachloride	0.42		0.50	<0.42	U	g	0.50	<0.42	U	g	0.50	<0.42	U	g
Chlorobenzene	0.36		1.0	<0.36	U	g	1.0	<0.36	U	g	1.0	<0.36	U	g
Chloroethane	0.52		1.0	<0.52	U	g	1.0	<0.52	U	g	1.0	<0.52	U	g
Chloroform	0.22		1.0	<0.22	U	g	1.0	<0.22	U	g	1.00	0.57	B J	k, q
Chloromethane	1.8		10	<1.8	U	g	10	<1.8	U	g	10	<1.8	U	g
2-Chlorotoluene	0.24		1.0	<0.24	U	g	1.0	<0.24	U	g	1.0	<0.24	U	g
4-Chlorotoluene	0.30		1.0	<0.30	U	g	1.0	<0.30	U	g	1.0	<0.30	U	g
Dibromochloromethane	0.45		1.0	<0.45	U	g	1.0	<0.45	U	g	1.0	<0.45	U	g
1,2-Dibromo-3-Chloropropane	2.5		5.0	<2.5	U	g	5.0	<2.5	U	g	5.0	<2.5	U	g
1,2-Dibromoethane	0.81		1.0	<0.81	U	g	1.0	<0.81	U	g	1.0	<0.81	U	g
Dibromomethane	0.42		1.0	<0.42	U	g	1.0	<0.42	U	g	1.0	<0.42	U	g
1,2-Dichlorobenzene	0.24		1.0	<0.24	U	g	1.0	<0.24	U	g	1.0	<0.24	U	g
1,3-Dichlorobenzene	0.38		1.0	<0.38	U	g	1.0	<0.38	U	g	1.0	<0.38	U	g
1,4-Dichlorobenzene	0.30		1.0	<0.30	U	g	1.0	<0.30	U	g	1.0	<0.30	U	g
Dichlorodifluoromethane	0.27		1.0	<0.27	U	g	1.0	<0.27	U	g	1.0	<0.27	U	g
1,1-Dichloroethane	0.53		1.0	<0.53	U	g	1.0	<0.53	U	g	1.0	1.2		g
1,2-Dichloroethane	0.22		0.50	<0.22	U	g	0.50	<0.22	U	g	0.50	0.63		g
1,1-Dichloroethene	0.31		1.0	<0.31	U	g	1.0	<0.31	U	g	1	40		g
c-1,2-Dichloroethene	0.35		1.0	<0.35	U	g	1.0	<0.35	U	g	1.0	<0.35	U	g
t-1,2-Dichloroethene	0.29		1.0	<0.29	U	g	1.0	<0.29	U	g	1.0	<0.29	U	g
1,2-Dichloropropane	0.28		1.0	<0.28	U	g	1.0	<0.28	U	g	1.0	<0.28	U	g
1,3-Dichloropropane	0.30		1.0	<0.30	U	g	1.0	<0.30	U	g	1.0	<0.30	U	g
2,2-Dichloropropane	0.40		1.0	<0.40	U	g	1.0	<0.40	U	g	1.0	<0.40	U	g
1,1-Dichloropropene	0.21		1.0	<0.21	U	g	1.0	<0.21	U	g	1.0	<0.21	U	g
c-1,3-Dichloropropene	0.45		0.50	<0.45	U	g	0.50	<0.45	U	g	0.50	<0.45	U	g
t-1,3-Dichloropropene	0.31		0.50	<0.31	U	g	0.50	<0.31	U	g	0.50	<0.31	U	g
Ethylbenzene	0.17		1.0	<0.17	U	g	1.0	<0.17	U	g	1.0	<0.17	U	g
2-Hexanone	1.9		10	<1.9	U	g	10	<1.9	U	g	10	<1.9	U	g
Isopropylbenzene	0.24		1.0	<0.24	U	g	1.0	<0.24	U	g	1.0	<0.24	U	g
p-Isopropyltoluene	0.21		1.0	<0.21	U	g	1.0	<0.21	U	g	1.0	<0.21	U	g
Methylene Chloride	2.6		10.0	3.4	B J	a, k, q	10.0	3.6	B J	a, k, q	10.0	3.7	B J	a, k, q
4-Methyl-2-Pentanone	2.4		10	<2.4	U	g	10	<2.4	U	g	10	<2.4	U	g
Naphthalene	0.95		10	<0.95	U	g	10	<0.95	U	g	10	<0.95	U	g
n-Propylbenzene	0.30		1.0	<0.30	U	g	1.0	<0.30	U	g	1.0	<0.30	U	g
Styrene	0.29		1.0	<0.29	U	g	1.0	<0.29	U	g	1.0	<0.29	U	g

Project: Beaumont						Table B - 6								
Site: 1						Analytical Data Summary								
Extraction Method: SW5030B						EPA Method SW8260B								
Analytical Method: SW8260B														
Matrix: Water			Environmental Samples											
Units: µg/L														
		Field ID:		MW-32				MW-132				MW-56B		
		SDG:		06-06-1803				06-06-1803				06-06-1803		
		Batch ID:		060630L04				060630L04				060630L04		
Parameters	MDL		PQL	Result	Validity	Comments	PQL	Result	Validity	Comments	PQL	Result	Validity	Comments
1,1,1,2-Tetrachloroethane	0.37		1.0	<0.37	U	g	1.0	<0.37	U	g	1.0	<0.37	U	g
1,1,2,2-Tetrachloroethane	0.37		1.0	<0.37	U	g	1.0	<0.37	U	g	1.0	<0.37	U	g
Tetrachloroethene	0.29		1.0	<0.29	U	g	1.0	<0.29	U	g	1.0	<0.29	U	g
Toluene	0.35		1.0	<0.35	U	g	1.0	<0.35	U	g	1.0	<0.35	U	g
1,2,3-Trichlorobenzene	0.39		1.0	<0.39	U	g	1.0	<0.39	U	g	1.0	<0.39	U	g
1,2,4-Trichlorobenzene	0.35		1.0	<0.35	U	g	1.0	<0.35	U	g	1.0	<0.35	U	g
1,1,1-Trichloroethane	0.32		1.0	<0.32	U	g	1.0	<0.32	U	g	1.0	<0.32	U	g
1,1,2-Trichloroethane	0.54		1.0	<0.54	U	g	1.0	<0.54	U	g	1.0	<0.54	U	g
Trichloroethene	0.30		1.0	<0.30	U	g	1.0	<0.30	U	g	1	25		g
Trichlorofluoromethane	0.36		10	<0.36	U	g	10	<0.36	U	g	10	<0.36	U	g
1,2,3-Trichloropropane	2.3		5.0	<2.3	U	g	5.0	<2.3	U	g	5.0	<2.3	U	g
1,2,4-Trimethylbenzene	0.26		1.0	<0.26	U	g	1.0	<0.26	U	g	1.0	<0.26	U	g
1,3,5-Trimethylbenzene	0.19		1.0	<0.19	U	g	1.0	<0.19	U	g	1.0	<0.19	U	g
Vinyl Acetate	3.2		10	<3.2	U	g	10	<3.2	U	g	10	<3.2	U	g
Vinyl Chloride	0.33		0.50	<0.33	U	g	0.50	<0.33	U	g	0.50	<0.33	U	g
p/m-Xylene	0.38		1.0	<0.38	U	g	1.0	<0.38	U	g	1.0	<0.38	U	g
o-Xylene	0.21		1.0	<0.21	U	g	1.0	<0.21	U	g	1.0	<0.21	U	g
Methyl-t-Butyl Ether (MTBE)	0.29		1.0	<0.29	U	g	1.0	<0.29	U	g	1.0	<0.29	U	g
1,1,2-Trichloro-1,2,2-Trifluoroethane	0.54		10	<0.54	U	g	10	<0.54	U	g	10	<0.54	U	g

Project: Beaumont						Table B - 6							
Site: 1						Analytical Data Summary							
Extraction Method: SW5030B						EPA Method SW8260B							
Analytical Method: SW8260B													
Matrix: Water			Environmental Samples										
Units: µg/L													
		Field ID:		MW-60B									
		SDG:		06-06-1803									
		Batch ID:		060630L04									
Parameters	MDL		PQL	Result	Validity	Comments							
Acetone	6.1		10	<6.1	U	g							
Benzene	0.26		0.50	<0.26	U	g							
Bromobenzene	0.47		1.0	<0.47	U	g							
Bromochloromethane	0.68		1.0	<0.68	U	g							
Bromodichloromethane	0.27		1.0	<0.27	U	g							
Bromoform	0.62		1.0	<0.62	U	g							
Bromomethane	2.9		10	<2.9	U	g							
2-Butanone	4.2		10	<4.2	U	g							
n-Butylbenzene	0.29		1.0	<0.29	U	g							
sec-Butylbenzene	0.21		1.0	<0.21	U	g							
tert-Butylbenzene	0.17		1.0	<0.17	U	g							
Carbon Disulfide	1.0		10	<1.0	U	g							
Carbon Tetrachloride	0.42		0.50	<0.42	U	g							
Chlorobenzene	0.36		1.0	<0.36	U	g							
Chloroethane	0.52		1.0	<0.52	U	g							
Chloroform	0.22		1.00	0.53	B J	k, q							
Chloromethane	1.8		10	<1.8	U	g							
2-Chlorotoluene	0.24		1.0	<0.24	U	g							
4-Chlorotoluene	0.30		1.0	<0.30	U	g							
Dibromochloromethane	0.45		1.0	<0.45	U	g							
1,2-Dibromo-3-Chloropropane	2.5		5.0	<2.5	U	g							
1,2-Dibromoethane	0.81		1.0	<0.81	U	g							
Dibromomethane	0.42		1.0	<0.42	U	g							
1,2-Dichlorobenzene	0.24		1.0	<0.24	U	g							
1,3-Dichlorobenzene	0.38		1.0	<0.38	U	g							
1,4-Dichlorobenzene	0.30		1.0	<0.30	U	g							
Dichlorodifluoromethane	0.27		1.0	<0.27	U	g							
1,1-Dichloroethane	0.53		1.0	<0.53	U	g							
1,2-Dichloroethane	0.22		0.50	<0.22	U	g							
1,1-Dichloroethene	0.31		1	25		g							
c-1,2-Dichloroethene	0.35		1.0	<0.35	U	g							
t-1,2-Dichloroethene	0.29		1.0	<0.29	U	g							
1,2-Dichloropropane	0.28		1.0	<0.28	U	g							
1,3-Dichloropropane	0.30		1.0	<0.30	U	g							
2,2-Dichloropropane	0.40		1.0	<0.40	U	g							
1,1-Dichloropropene	0.21		1.0	<0.21	U	g							
c-1,3-Dichloropropene	0.45		0.50	<0.45	U	g							
t-1,3-Dichloropropene	0.31		0.50	<0.31	U	g							
Ethylbenzene	0.17		1.0	<0.17	U	g							
2-Hexanone	1.9		10	<1.9	U	g							
Isopropylbenzene	0.24		1.0	<0.24	U	g							
p-Isopropyltoluene	0.21		1.0	<0.21	U	g							
Methylene Chloride	2.6		10.0	3.5	B J	a, k, q							
4-Methyl-2-Pentanone	2.4		10	<2.4	U	g							
Naphthalene	0.95		10	<0.95	U	g							
n-Propylbenzene	0.30		1.0	<0.30	U	g							
Styrene	0.29		1.0	<0.29	U	g							

Project: Beaumont						Table B - 6							
Site: 1						Analytical Data Summary							
Extraction Method: SW5030B						EPA Method SW8260B							
Analytical Method: SW8260B													
Matrix: Water			Environmental Samples										
Units: µg/L													
		Field ID:		MW-60B									
		SDG:		06-06-1803									
		Batch ID:		060630L04									
Parameters	MDL		PQL	Result	Validity	Comments							
1,1,1,2-Tetrachloroethane	0.37		1.0	<0.37	U	g							
1,1,2,2-Tetrachloroethane	0.37		1.0	<0.37	U	g							
Tetrachloroethene	0.29		1.0	<0.29	U	g							
Toluene	0.35		1.0	<0.35	U	g							
1,2,3-Trichlorobenzene	0.39		1.0	<0.39	U	g							
1,2,4-Trichlorobenzene	0.35		1.0	<0.35	U	g							
1,1,1-Trichloroethane	0.32		1.0	<0.32	U	g							
1,1,2-Trichloroethane	0.54		1.0	<0.54	U	g							
Trichloroethene	0.30		1.0	2.1		g							
Trichlorofluoromethane	0.36		10	<0.36	U	g							
1,2,3-Trichloropropane	2.3		5.0	<2.3	U	g							
1,2,4-Trimethylbenzene	0.26		1.0	<0.26	U	g							
1,3,5-Trimethylbenzene	0.19		1.0	<0.19	U	g							
Vinyl Acetate	3.2		10	<3.2	U	g							
Vinyl Chloride	0.33		0.50	<0.33	U	g							
p/m-Xylene	0.38		1.0	<0.38	U	g							
o-Xylene	0.21		1.0	<0.21	U	g							
Methyl-t-Butyl Ether (MTBE)	0.29		1.0	<0.29	U	g							
1,1,2-Trichloro-1,2,2-Trifluoroethane	0.54		10	<0.54	U	g							

Project: Beaumont						Table B - 6								
Site: 1						Analytical Data Summary								
Extraction Method: SW5030B						EPA Method SW8260B								
Analytical Method: SW8260B														
Matrix: Water			Environmental Samples											
Units: µg/L														
		Field ID:		MW-01				MW-27				MW-31		
		SDG:		06-06-1885				06-06-1885				06-06-1885		
		Batch ID:		060705L01				060701L01				060701L01		
Parameters	MDL		PQL	Result	Validity	Comments	PQL	Result	Validity	Comments	PQL	Result	Validity	Comments
Acetone	6.1		10	10	B	k	10.0	7.7	B J	k, q	10	<6.1	U	g
Benzene	0.26		0.50	<0.26	U	g	0.50	<0.26	U	g	0.50	<0.26	U	g
Bromobenzene	0.47		1.0	<0.47	U	g	1.0	<0.47	U	g	1.0	<0.47	U	g
Bromochloromethane	0.68		1.0	<0.68	U	g	1.0	<0.68	U	g	1.0	<0.68	U	g
Bromodichloromethane	0.27		1.0	<0.27	U	g	1.0	<0.27	U	g	1.0	<0.27	U	g
Bromoform	0.62		1.0	<0.62	U	g	1.0	<0.62	U	g	1.0	<0.62	U	g
Bromomethane	2.9		10	<2.9	U	g	10	<2.9	U	g	10	<2.9	U	g
2-Butanone	4.2		10	<4.2	U	g	10	<4.2	U	g	10	<4.2	U	g
n-Butylbenzene	0.29		1.0	<0.29	U	g	1.0	<0.29	U	g	1.0	<0.29	U	g
sec-Butylbenzene	0.21		1.0	<0.21	U	g	1.0	<0.21	U	g	1.0	<0.21	U	g
tert-Butylbenzene	0.17		1.0	<0.17	U	g	1.0	<0.17	U	g	1.0	<0.17	U	g
Carbon Disulfide	1.0		10	<1.0	U	g	10	<1.0	U	g	10	<1.0	U	g
Carbon Tetrachloride	0.42		0.50	<0.42	U	g	0.50	<0.42	U	g	0.50	<0.42	U	g
Chlorobenzene	0.36		1.0	<0.36	U	g	1.0	<0.36	U	g	1.0	<0.36	U	g
Chloroethane	0.52		1.0	<0.52	U	g	1.0	<0.52	U	g	1.0	<0.52	U	g
Chloroform	0.22		1.00	0.62	B J	k, q	1.0	<0.22	U	g	1.0	<0.22	U	g
Chloromethane	1.8		10	<1.8	U	g	10	<1.8	U	g	10	<1.8	U	g
2-Chlorotoluene	0.24		1.0	<0.24	U	g	1.0	<0.24	U	g	1.0	<0.24	U	g
4-Chlorotoluene	0.30		1.0	<0.30	U	g	1.0	<0.30	U	g	1.0	<0.30	U	g
Dibromochloromethane	0.45		1.0	<0.45	U	g	1.0	<0.45	U	g	1.0	<0.45	U	g
1,2-Dibromo-3-Chloropropane	2.5		5.0	<2.5	U	g	5.0	<2.5	U	g	5.0	<2.5	U	g
1,2-Dibromoethane	0.81		1.0	<0.81	U	g	1.0	<0.81	U	g	1.0	<0.81	U	g
Dibromomethane	0.42		1.0	<0.42	U	g	1.0	<0.42	U	g	1.0	<0.42	U	g
1,2-Dichlorobenzene	0.24		1.0	<0.24	U	g	1.0	<0.24	U	g	1.0	<0.24	U	g
1,3-Dichlorobenzene	0.38		1.0	<0.38	U	g	1.0	<0.38	U	g	1.0	<0.38	U	g
1,4-Dichlorobenzene	0.30		1.0	<0.30	U	g	1.0	<0.30	U	g	1.0	<0.30	U	g
Dichlorodifluoromethane	0.27		1.0	<0.27	U	g	1.0	<0.27	U	g	1.0	<0.27	U	g
1,1-Dichloroethane	0.53		1.0	5.5		g	1.0	<0.53	U	g	1.0	<0.53	U	g
1,2-Dichloroethane	0.22		0.5	7.8		g	0.50	<0.22	U	g	0.50	<0.22	U	g
1,1-Dichloroethene	0.31		1	94	J	c	1.00	0.63	B J	k, q	1.0	2.3		g
c-1,2-Dichloroethene	0.35		1.00	0.69	J	q	1.0	<0.35	U	g	1.0	<0.35	U	g
t-1,2-Dichloroethene	0.29		1.0	<0.29	U	g	1.0	<0.29	U	g	1.0	<0.29	U	g
1,2-Dichloropropane	0.28		1.0	<0.28	U	g	1.0	<0.28	U	g	1.0	<0.28	U	g
1,3-Dichloropropane	0.30		1.0	<0.30	U	g	1.0	<0.30	U	g	1.0	<0.30	U	g
2,2-Dichloropropane	0.40		1.0	<0.40	U	g	1.0	<0.40	U	g	1.0	<0.40	U	g
1,1-Dichloropropene	0.21		1.0	<0.21	U	g	1.0	<0.21	U	g	1.0	<0.21	U	g
c-1,3-Dichloropropene	0.45		0.50	<0.45	U	g	0.50	<0.45	U	g	0.50	<0.45	U	g
t-1,3-Dichloropropene	0.31		0.50	<0.31	U	g	0.50	<0.31	U	g	0.50	<0.31	U	g
Ethylbenzene	0.17		1.0	<0.17	U	g	1.0	<0.17	U	g	1.0	<0.17	U	g
2-Hexanone	1.9		10	<1.9	U	g	10	<1.9	U	g	10	<1.9	U	g
Isopropylbenzene	0.24		1.0	<0.24	U	g	1.0	<0.24	U	g	1.0	<0.24	U	g
p-Isopropyltoluene	0.21		1.0	<0.21	U	g	1.0	<0.21	U	g	1.0	<0.21	U	g
Methylene Chloride	2.6		10	<2.6	U	g	10	<2.6	U	g	10	<2.6	U	g
4-Methyl-2-Pentanone	2.4		10	<2.4	U	g	10	<2.4	U	g	10	<2.4	U	g
Naphthalene	0.95		10	<0.95	U	g	10	<0.95	U	g	10	<0.95	U	g
n-Propylbenzene	0.30		1.0	<0.30	U	g	1.0	<0.30	U	g	1.0	<0.30	U	g
Styrene	0.29		1.0	<0.29	U	g	1.0	<0.29	U	g	1.0	<0.29	U	g

Project: Beaumont						Table B - 6								
Site: 1						Analytical Data Summary								
Extraction Method: SW5030B						EPA Method SW8260B								
Analytical Method: SW8260B														
Matrix: Water			Environmental Samples											
Units: µg/L														
		Field ID:		MW-01				MW-27				MW-31		
		SDG:		06-06-1885				06-06-1885				06-06-1885		
		Batch ID:		060705L01				060701L01				060701L01		
Parameters	MDL		PQL	Result	Validity	Comments	PQL	Result	Validity	Comments	PQL	Result	Validity	Comments
1,1,1,2-Tetrachloroethane	0.37		1.0	<0.37	U	g	1.0	<0.37	U	g	1.0	<0.37	U	g
1,1,2,2-Tetrachloroethane	0.37		1.0	<0.37	U	g	1.0	<0.37	U	g	1.0	<0.37	U	g
Tetrachloroethene	0.29		1.0	<0.29	U	g	1.0	<0.29	U	g	1.0	<0.29	U	g
Toluene	0.35		1.0	<0.35	U	g	1.0	<0.35	U	g	1.0	<0.35	U	g
1,2,3-Trichlorobenzene	0.39		1.0	<0.39	U	g	1.0	<0.39	U	g	1.0	<0.39	U	g
1,2,4-Trichlorobenzene	0.35		1.0	<0.35	U	g	1.0	<0.35	U	g	1.0	<0.35	U	g
1,1,1-Trichloroethane	0.32		1.0	3.0		g	1.0	<0.32	U	g	1.0	<0.32	U	g
1,1,2-Trichloroethane	0.54		1.0	1.0		g	1.0	<0.54	U	g	1.0	<0.54	U	g
Trichloroethene	0.30		1	87		g	1.00	0.66	B J	k, q	1.0	6.1		g
Trichlorofluoromethane	0.36		10	<0.36	U	g	10	<0.36	U	g	10	<0.36	U	g
1,2,3-Trichloropropane	2.3		5.0	<2.3	U	g	5.0	<2.3	U	g	5.0	<2.3	U	g
1,2,4-Trimethylbenzene	0.26		1.0	<0.26	U	g	1.0	<0.26	U	g	1.0	<0.26	U	g
1,3,5-Trimethylbenzene	0.19		1.0	<0.19	U	g	1.0	<0.19	U	g	1.0	<0.19	U	g
Vinyl Acetate	3.2		10	<3.2	U	g	10	<3.2	U	g	10	<3.2	U	g
Vinyl Chloride	0.33		0.50	<0.33	UJ	c	0.50	<0.33	U	g	0.50	<0.33	U	g
p/m-Xylene	0.38		1.0	<0.38	U	g	1.0	<0.38	U	g	1.0	<0.38	U	g
o-Xylene	0.21		1.0	<0.21	U	g	1.0	<0.21	U	g	1.0	<0.21	U	g
Methyl-t-Butyl Ether (MTBE)	0.29		1.0	<0.29	U	g	1.0	<0.29	U	g	1.0	<0.29	U	g
1,1,2-Trichloro-1,2,2-Trifluoroethane	0.54		10	<0.54	U	g	10	<0.54	U	g	10	<0.54	U	g

Project: Beaumont						Table B - 6							
Site: 1						Analytical Data Summary							
Extraction Method: SW5030B						EPA Method SW8260B							
Analytical Method: SW8260B													
Matrix: Water			Environmental Samples										
Units: µg/L													
		Field ID:		MW-53									
		SDG:		06-06-1885									
		Batch ID:		060701L01									
Parameters	MDL		PQL	Result	Validity	Comments							
Acetone	6.1		10.0	6.4	B J	k, q							
Benzene	0.26		0.50	<0.26	U	g							
Bromobenzene	0.47		1.0	<0.47	U	g							
Bromochloromethane	0.68		1.0	<0.68	U	g							
Bromodichloromethane	0.27		1.0	<0.27	U	g							
Bromoform	0.62		1.0	<0.62	U	g							
Bromomethane	2.9		10	<2.9	U	g							
2-Butanone	4.2		10	<4.2	U	g							
n-Butylbenzene	0.29		1.0	<0.29	U	g							
sec-Butylbenzene	0.21		1.0	<0.21	U	g							
tert-Butylbenzene	0.17		1.0	<0.17	U	g							
Carbon Disulfide	1.0		10	<1.0	U	g							
Carbon Tetrachloride	0.42		0.50	<0.42	U	g							
Chlorobenzene	0.36		1.0	<0.36	U	g							
Chloroethane	0.52		1.0	<0.52	U	g							
Chloroform	0.22		1.0	<0.22	U	g							
Chloromethane	1.8		10	<1.8	U	g							
2-Chlorotoluene	0.24		1.0	<0.24	U	g							
4-Chlorotoluene	0.30		1.0	<0.30	U	g							
Dibromochloromethane	0.45		1.0	<0.45	U	g							
1,2-Dibromo-3-Chloropropane	2.5		5.0	<2.5	U	g							
1,2-Dibromoethane	0.81		1.0	<0.81	U	g							
Dibromomethane	0.42		1.0	<0.42	U	g							
1,2-Dichlorobenzene	0.24		1.0	<0.24	U	g							
1,3-Dichlorobenzene	0.38		1.0	<0.38	U	g							
1,4-Dichlorobenzene	0.30		1.0	<0.30	U	g							
Dichlorodifluoromethane	0.27		1.0	<0.27	U	g							
1,1-Dichloroethane	0.53		1.0	<0.53	U	g							
1,2-Dichloroethane	0.22		0.50	<0.22	U	g							
1,1-Dichloroethene	0.31		1.0	8.2		g							
c-1,2-Dichloroethene	0.35		1.0	<0.35	U	g							
t-1,2-Dichloroethene	0.29		1.0	<0.29	U	g							
1,2-Dichloropropane	0.28		1.0	<0.28	U	g							
1,3-Dichloropropane	0.30		1.0	<0.30	U	g							
2,2-Dichloropropane	0.40		1.0	<0.40	U	g							
1,1-Dichloropropene	0.21		1.0	<0.21	U	g							
c-1,3-Dichloropropene	0.45		0.50	<0.45	U	g							
t-1,3-Dichloropropene	0.31		0.50	<0.31	U	g							
Ethylbenzene	0.17		1.0	<0.17	U	g							
2-Hexanone	1.9		10	<1.9	U	g							
Isopropylbenzene	0.24		1.0	<0.24	U	g							
p-Isopropyltoluene	0.21		1.0	<0.21	U	g							
Methylene Chloride	2.6		10	<2.6	U	g							
4-Methyl-2-Pentanone	2.4		10	<2.4	U	g							
Naphthalene	0.95		10	<0.95	U	g							
n-Propylbenzene	0.30		1.0	<0.30	U	g							
Styrene	0.29		1.0	<0.29	U	g							

Project: Beaumont						Table B - 6							
Site: 1						Analytical Data Summary							
Extraction Method: SW5030B						EPA Method SW8260B							
Analytical Method: SW8260B													
Matrix: Water			Environmental Samples										
Units: µg/L													
		Field ID:		MW-53									
		SDG:		06-06-1885									
		Batch ID:		060701L01									
Parameters	MDL		PQL	Result	Validity	Comments							
1,1,1,2-Tetrachloroethane	0.37		1.0	<0.37	U	g							
1,1,2,2-Tetrachloroethane	0.37		1.0	<0.37	U	g							
Tetrachloroethene	0.29		1.0	<0.29	U	g							
Toluene	0.35		1.0	<0.35	U	g							
1,2,3-Trichlorobenzene	0.39		1.0	<0.39	U	g							
1,2,4-Trichlorobenzene	0.35		1.0	<0.35	U	g							
1,1,1-Trichloroethane	0.32		1.00	0.53	J	g							
1,1,2-Trichloroethane	0.54		1.0	<0.54	U	g							
Trichloroethene	0.30		1.0	8.4		g							
Trichlorofluoromethane	0.36		10	<0.36	U	g							
1,2,3-Trichloropropane	2.3		5.0	<2.3	U	g							
1,2,4-Trimethylbenzene	0.26		1.0	<0.26	U	g							
1,3,5-Trimethylbenzene	0.19		1.0	<0.19	U	g							
Vinyl Acetate	3.2		10	<3.2	U	g							
Vinyl Chloride	0.33		0.50	<0.33	U	g							
p/m-Xylene	0.38		1.0	<0.38	U	g							
o-Xylene	0.21		1.0	<0.21	U	g							
Methyl-t-Butyl Ether (MTBE)	0.29		1.0	<0.29	U	g							
1,1,2-Trichloro-1,2,2-Trifluoroethane	0.54		10	<0.54	U	g							

Project: Beaumont						Table B - 6								
Site: 1						Analytical Data Summary								
Extraction Method: SW5030B						EPA Method SW8260B								
Analytical Method: SW8260B														
Matrix: Water			Environmental Samples											
Units: µg/L														
		Field ID:		MW-02				MW-102				MW-61C		
		SDG:		06-07-0056				06-07-0056				06-07-0056		
		Batch ID:		060703L01				060703L01				060705L01		
Parameters	MDL		PQL	Result	Validity	Comments	PQL	Result	Validity	Comments	PQL	Result	Validity	Comments
Acetone	6.1		10	<6.1	U	g	10	<6.1	U	g	10	<6.1	U	g
Benzene	0.26		0.50	<0.26	U	g	0.50	<0.26	U	g	0.50	<0.26	U	g
Bromobenzene	0.47		1.0	<0.47	U	g	1.0	<0.47	U	g	1.0	<0.47	U	g
Bromochloromethane	0.68		1.0	<0.68	U	g	1.0	<0.68	U	g	1.0	<0.68	U	g
Bromodichloromethane	0.27		1.0	<0.27	U	g	1.0	<0.27	U	g	1.0	<0.27	U	g
Bromoform	0.62		1.0	<0.62	U	g	1.0	<0.62	U	g	1.0	<0.62	U	g
Bromomethane	2.9		10	<2.9	U	g	10	<2.9	U	g	10	<2.9	U	g
2-Butanone	4.2		10	<4.2	U	g	10	<4.2	U	g	10	<4.2	U	g
n-Butylbenzene	0.29		1.0	<0.29	U	g	1.0	<0.29	U	g	1.0	<0.29	U	g
sec-Butylbenzene	0.21		1.0	<0.21	U	g	1.0	<0.21	U	g	1.0	<0.21	U	g
tert-Butylbenzene	0.17		1.0	<0.17	U	g	1.0	<0.17	U	g	1.0	<0.17	U	g
Carbon Disulfide	1.0		10	<1.0	U	g	10	<1.0	U	g	10	<1.0	U	g
Carbon Tetrachloride	0.42		0.50	<0.42	U	g	0.50	<0.42	U	g	0.50	<0.42	U	g
Chlorobenzene	0.36		1.0	<0.36	U	g	1.0	<0.36	U	g	1.0	<0.36	U	g
Chloroethane	0.52		1.0	<0.52	U	g	1.0	<0.52	U	g	1.0	<0.52	U	g
Chloroform	0.22		1.00	0.63	B J	k, q	1.00	0.63	B J	k, q	1.00	0.67	B J	k, q
Chloromethane	1.8		10	<1.8	U	g	10	<1.8	U	g	10	<1.8	U	g
2-Chlorotoluene	0.24		1.0	<0.24	U	g	1.0	<0.24	U	g	1.0	<0.24	U	g
4-Chlorotoluene	0.30		1.0	<0.30	U	g	1.0	<0.30	U	g	1.0	<0.30	U	g
Dibromochloromethane	0.45		1.0	<0.45	U	g	1.0	<0.45	U	g	1.0	<0.45	U	g
1,2-Dibromo-3-Chloropropane	2.5		5.0	<2.5	U	g	5.0	<2.5	U	g	5.0	<2.5	U	g
1,2-Dibromoethane	0.81		1.0	<0.81	U	g	1.0	<0.81	U	g	1.0	<0.81	U	g
Dibromomethane	0.42		1.0	<0.42	U	g	1.0	<0.42	U	g	1.0	<0.42	U	g
1,2-Dichlorobenzene	0.24		1.0	<0.24	U	g	1.0	<0.24	U	g	1.0	<0.24	U	g
1,3-Dichlorobenzene	0.38		1.0	<0.38	U	g	1.0	<0.38	U	g	1.0	<0.38	U	g
1,4-Dichlorobenzene	0.30		1.0	<0.30	U	g	1.0	<0.30	U	g	1.0	<0.30	U	g
Dichlorodifluoromethane	0.27		1.0	<0.27	U	g	1.0	<0.27	U	g	1.0	<0.27	U	g
1,1-Dichloroethane	0.53		1.0	2.5	J	f	1.0	1.6	J	f	1.00	0.87	J	q
1,2-Dichloroethane	0.22		0.5	2.7		g	0.5	2.8		g	0.5	1.4		g
1,1-Dichloroethene	0.31		1	70		g	1	76		g	1	51		g
c-1,2-Dichloroethene	0.35		1.00	0.68	J	q	1.00	0.74	J	q	1.0	<0.35	U	g
t-1,2-Dichloroethene	0.29		1.0	<0.29	U	g	1.0	<0.29	U	g	1.0	<0.29	U	g
1,2-Dichloropropane	0.28		1.0	<0.28	U	g	1.0	<0.28	U	g	1.0	<0.28	U	g
1,3-Dichloropropane	0.30		1.0	<0.30	U	g	1.0	<0.30	U	g	1.0	<0.30	U	g
2,2-Dichloropropane	0.40		1.0	<0.40	U	g	1.0	<0.40	U	g	1.0	<0.40	U	g
1,1-Dichloropropene	0.21		1.0	<0.21	U	g	1.0	<0.21	U	g	1.0	<0.21	U	g
c-1,3-Dichloropropene	0.45		0.50	<0.45	U	g	0.50	<0.45	U	g	0.50	<0.45	U	g
t-1,3-Dichloropropene	0.31		0.50	<0.31	U	g	0.50	<0.31	U	g	0.50	<0.31	U	g
Ethylbenzene	0.17		1.0	<0.17	U	g	1.0	<0.17	U	g	1.0	<0.17	U	g
2-Hexanone	1.9		10	<1.9	U	g	10	<1.9	U	g	10	<1.9	U	g
Isopropylbenzene	0.24		1.0	<0.24	U	g	1.0	<0.24	U	g	1.0	<0.24	U	g
p-Isopropyltoluene	0.21		1.0	<0.21	U	g	1.0	<0.21	U	g	1.0	<0.21	U	g
Methylene Chloride	2.6		10	<2.6	U	g	10	<2.6	U	g	10	<2.6	U	g
4-Methyl-2-Pentanone	2.4		10	<2.4	U	g	10	<2.4	U	g	10	<2.4	U	g
Naphthalene	0.95		10	<0.95	U	g	10	<0.95	U	g	10	<0.95	U	g
n-Propylbenzene	0.30		1.0	<0.30	U	g	1.0	<0.30	U	g	1.0	<0.30	U	g
Styrene	0.29		1.0	<0.29	U	g	1.0	<0.29	U	g	1.0	<0.29	U	g

Project: Beaumont						Table B - 6								
Site: 1						Analytical Data Summary								
Extraction Method: SW5030B						EPA Method SW8260B								
Analytical Method: SW8260B														
Matrix: Water			Environmental Samples											
Units: µg/L														
		Field ID:		MW-02				MW-102				MW-61C		
		SDG:		06-07-0056				06-07-0056				06-07-0056		
		Batch ID:		060703L01				060703L01				060705L01		
Parameters	MDL		PQL	Result	Validity	Comments	PQL	Result	Validity	Comments	PQL	Result	Validity	Comments
1,1,1,2-Tetrachloroethane	0.37		1.0	<0.37	U	g	1.0	<0.37	U	g	1.0	<0.37	U	g
1,1,2,2-Tetrachloroethane	0.37		1.0	<0.37	U	g	1.0	<0.37	U	g	1.0	<0.37	U	g
Tetrachloroethene	0.29		1.0	<0.29	U	g	1.0	<0.29	U	g	1.0	<0.29	U	g
Toluene	0.35		1.0	<0.35	U	g	1.0	<0.35	U	g	1.0	<0.35	U	g
1,2,3-Trichlorobenzene	0.39		1.0	<0.39	U	g	1.0	<0.39	U	g	1.0	<0.39	U	g
1,2,4-Trichlorobenzene	0.35		1.0	<0.35	U	g	1.0	<0.35	U	g	1.0	<0.35	U	g
1,1,1-Trichloroethane	0.32		1.0	1.3		g	1.0	1.2		g	1.0	<0.32	U	g
1,1,2-Trichloroethane	0.54		1.0	<0.54	U	g	1.0	<0.54	U	g	1.0	<0.54	U	g
Trichloroethene	0.30		1	51		g	1	54		g	1	15		g
Trichlorofluoromethane	0.36		10	<0.36	U	g	10	<0.36	U	g	10	<0.36	U	g
1,2,3-Trichloropropane	2.3		5.0	<2.3	U	g	5.0	<2.3	U	g	5.0	<2.3	U	g
1,2,4-Trimethylbenzene	0.26		1.0	<0.26	U	g	1.0	<0.26	U	g	1.0	<0.26	U	g
1,3,5-Trimethylbenzene	0.19		1.0	<0.19	U	g	1.0	<0.19	U	g	1.0	<0.19	U	g
Vinyl Acetate	3.2		10	<3.2	U	g	10	<3.2	U	g	10	<3.2	U	g
Vinyl Chloride	0.33		0.50	<0.33	U	g	0.50	<0.33	U	g	0.50	<0.33	U	g
p/m-Xylene	0.38		1.0	<0.38	U	g	1.0	<0.38	U	g	1.0	<0.38	U	g
o-Xylene	0.21		1.0	<0.21	U	g	1.0	<0.21	U	g	1.0	<0.21	U	g
Methyl-t-Butyl Ether (MTBE)	0.29		1.0	<0.29	U	g	1.0	<0.29	U	g	1.0	<0.29	U	g
1,1,2-Trichloro-1,2,2-Trifluoroethane	0.54		10	<0.54	U	g	10	<0.54	U	g	10	<0.54	U	g

Project: Beaumont						Table B - 6								
Site: 1						Analytical Data Summary								
Extraction Method: SW5030B						EPA Method SW8260B								
Analytical Method: SW8260B														
Matrix: Water			Environmental Samples											
Units: µg/L														
		Field ID:		MW-46				MW-57A						
		SDG:		06-07-0161				06-07-0161						
		Batch ID:		060706L01				060706L01						
Parameters	MDL		PQL	Result	Validity	Comments	PQL	Result	Validity	Comments				
Acetone	6.1		10.0	7.1	B J	k, q	10	<6.1	U	g				
Benzene	0.26		0.50	<0.26	U	g	0.50	<0.26	U	g				
Bromobenzene	0.47		1.0	<0.47	U	g	1.0	<0.47	U	g				
Bromochloromethane	0.68		1.0	<0.68	U	g	1.0	<0.68	U	g				
Bromodichloromethane	0.27		1.0	<0.27	U	g	1.0	<0.27	U	g				
Bromoform	0.62		1.0	<0.62	U	g	1.0	<0.62	U	g				
Bromomethane	2.9		10	<2.9	U	g	10	<2.9	U	g				
2-Butanone	4.2		10	<4.2	U	g	10	<4.2	U	g				
n-Butylbenzene	0.29		1.0	<0.29	U	g	1.0	<0.29	U	g				
sec-Butylbenzene	0.21		1.0	<0.21	U	g	1.0	<0.21	U	g				
tert-Butylbenzene	0.17		1.0	<0.17	U	g	1.0	<0.17	U	g				
Carbon Disulfide	1.0		10	<1.0	U	g	10	<1.0	U	g				
Carbon Tetrachloride	0.42		0.50	<0.42	U	g	0.50	<0.42	U	g				
Chlorobenzene	0.36		1.0	<0.36	U	g	1.0	<0.36	U	g				
Chloroethane	0.52		1.0	<0.52	U	g	1.0	<0.52	U	g				
Chloroform	0.22		1.0	<0.22	U	g	1.00	0.46	B J	k, q				
Chloromethane	1.8		10	<1.8	U	g	10	<1.8	U	g				
2-Chlorotoluene	0.24		1.0	<0.24	U	g	1.0	<0.24	U	g				
4-Chlorotoluene	0.30		1.0	<0.30	U	g	1.0	<0.30	U	g				
Dibromochloromethane	0.45		1.0	<0.45	U	g	1.0	<0.45	U	g				
1,2-Dibromo-3-Chloropropane	2.5		5.0	<2.5	U	g	5.0	<2.5	U	g				
1,2-Dibromoethane	0.81		1.0	<0.81	U	g	1.0	<0.81	U	g				
Dibromomethane	0.42		1.0	<0.42	U	g	1.0	<0.42	U	g				
1,2-Dichlorobenzene	0.24		1.0	<0.24	U	g	1.0	<0.24	U	g				
1,3-Dichlorobenzene	0.38		1.0	<0.38	U	g	1.0	<0.38	U	g				
1,4-Dichlorobenzene	0.30		1.0	<0.30	U	g	1.0	<0.30	U	g				
Dichlorodifluoromethane	0.27		1.0	<0.27	U	g	1.0	<0.27	U	g				
1,1-Dichloroethane	0.53		1.0	<0.53	U	g	1.00	0.80	J	q				
1,2-Dichloroethane	0.22		0.50	<0.22	U	g	0.50	0.68		g				
1,1-Dichloroethene	0.31		1.0	3.8	B	k	1	56		g				
c-1,2-Dichloroethene	0.35		1.00	0.63	J	q	1.0	<0.35	U	g				
t-1,2-Dichloroethene	0.29		1.0	<0.29	U	g	1.0	<0.29	U	g				
1,2-Dichloropropane	0.28		1.0	<0.28	U	g	1.0	<0.28	U	g				
1,3-Dichloropropane	0.30		1.0	<0.30	U	g	1.0	<0.30	U	g				
2,2-Dichloropropane	0.40		1.0	<0.40	U	g	1.0	<0.40	U	g				
1,1-Dichloropropene	0.21		1.0	<0.21	U	g	1.0	<0.21	U	g				
c-1,3-Dichloropropene	0.45		0.50	<0.45	U	g	0.50	<0.45	U	g				
t-1,3-Dichloropropene	0.31		0.50	<0.31	U	g	0.50	<0.31	U	g				
Ethylbenzene	0.17		1.0	<0.17	U	g	1.0	<0.17	U	g				
2-Hexanone	1.9		10	<1.9	U	g	10	<1.9	U	g				
Isopropylbenzene	0.24		1.0	<0.24	U	g	1.0	<0.24	U	g				
p-Isopropyltoluene	0.21		1.0	<0.21	U	g	1.0	<0.21	U	g				
Methylene Chloride	2.6		10	<2.6	U	g	10	<2.6	U	g				
4-Methyl-2-Pentanone	2.4		10	<2.4	U	g	10	<2.4	U	g				
Naphthalene	0.95		10	<0.95	U	g	10	<0.95	U	g				
n-Propylbenzene	0.30		1.0	<0.30	U	g	1.0	<0.30	U	g				
Styrene	0.29		1.0	<0.29	U	g	1.0	<0.29	U	g				

Project: Beaumont						Table B - 6								
Site: 1						Analytical Data Summary								
Extraction Method: SW5030B						EPA Method SW8260B								
Analytical Method: SW8260B														
Matrix: Water			Environmental Samples											
Units: µg/L														
		Field ID:		MW-46				MW-57A						
		SDG:		06-07-0161				06-07-0161						
		Batch ID:		060706L01				060706L01						
Parameters	MDL		PQL	Result	Validity	Comments	PQL	Result	Validity	Comments				
1,1,1,2-Tetrachloroethane	0.37		1.0	<0.37	U	g	1.0	<0.37	U	g				
1,1,2,2-Tetrachloroethane	0.37		1.0	<0.37	U	g	1.0	<0.37	U	g				
Tetrachloroethene	0.29		1.0	<0.29	U	g	1.0	<0.29	U	g				
Toluene	0.35		1.0	<0.35	U	g	1.0	<0.35	U	g				
1,2,3-Trichlorobenzene	0.39		1.0	<0.39	U	g	1.0	<0.39	U	g				
1,2,4-Trichlorobenzene	0.35		1.0	<0.35	U	g	1.0	<0.35	U	g				
1,1,1-Trichloroethane	0.32		1.0	<0.32	U	g	1.00	0.64	J	q				
1,1,2-Trichloroethane	0.54		1.0	<0.54	U	g	1.0	<0.54	U	g				
Trichloroethene	0.30		1.0	2.8	B	k	1	28		g				
Trichlorofluoromethane	0.36		10	<0.36	U	g	10	<0.36	U	g				
1,2,3-Trichloropropane	2.3		5.0	<2.3	U	g	5.0	<2.3	U	g				
1,2,4-Trimethylbenzene	0.26		1.0	<0.26	U	g	1.0	<0.26	U	g				
1,3,5-Trimethylbenzene	0.19		1.0	<0.19	U	g	1.0	<0.19	U	g				
Vinyl Acetate	3.2		10	<3.2	U	g	10	<3.2	U	g				
Vinyl Chloride	0.33		0.50	<0.33	U	g	0.50	<0.33	U	g				
p/m-Xylene	0.38		1.0	<0.38	U	g	1.0	<0.38	U	g				
o-Xylene	0.21		1.0	<0.21	U	g	1.0	<0.21	U	g				
Methyl-t-Butyl Ether (MTBE)	0.29		1.0	<0.29	U	g	1.0	<0.29	U	g				
1,1,2-Trichloro-1,2,2-Trifluoroethane	0.54		10	<0.54	U	g	10	<0.54	U	g				

Project: Beaumont						Table B - 6								
Site: 1						Analytical Data Summary								
Extraction Method: SW5030B						EPA Method SW8260B								
Analytical Method: SW8260B														
Matrix: Water			Environmental Samples											
Units: µg/L														
		Field ID:		IW-04				MW-07				MW-40		
		SDG:		06-07-0310				06-07-0310				06-07-0310		
		Batch ID:		060710L01				060710L01				060710L01		
Parameters	MDL		PQL	Result	Validity	Comments	PQL	Result	Validity	Comments	PQL	Result	Validity	Comments
Acetone	6.1		10	<6.1	U	g	10	<6.1	U	g	10	<6.1	U	g
Benzene	0.26		0.50	<0.26	U	g	0.50	<0.26	U	g	0.50	<0.26	U	g
Bromobenzene	0.47		1.0	<0.47	U	g	1.0	<0.47	U	g	1.0	<0.47	U	g
Bromochloromethane	0.68		1.0	<0.68	U	g	1.0	<0.68	U	g	1.0	<0.68	U	g
Bromodichloromethane	0.27		1.0	<0.27	U	g	1.0	<0.27	U	g	1.0	<0.27	U	g
Bromoform	0.62		1.0	<0.62	U	g	1.0	<0.62	U	g	1.0	<0.62	U	g
Bromomethane	2.9		10	<2.9	U	g	10	<2.9	U	g	10	<2.9	U	g
2-Butanone	4.2		10	<4.2	U	g	10	<4.2	U	g	10	<4.2	U	g
n-Butylbenzene	0.29		1.0	<0.29	U	g	1.0	<0.29	U	g	1.0	<0.29	U	g
sec-Butylbenzene	0.21		1.0	<0.21	U	g	1.0	<0.21	U	g	1.0	<0.21	U	g
tert-Butylbenzene	0.17		1.0	<0.17	U	g	1.0	<0.17	U	g	1.0	<0.17	U	g
Carbon Disulfide	1.0		10	<1.0	U	g	10	<1.0	U	g	10	<1.0	U	g
Carbon Tetrachloride	0.42		0.50	<0.42	U	g	0.50	<0.42	U	g	0.50	<0.42	U	g
Chlorobenzene	0.36		1.0	<0.36	U	g	1.0	<0.36	U	g	1.0	<0.36	U	g
Chloroethane	0.52		1.0	<0.52	U	g	1.0	<0.52	U	g	1.0	<0.52	U	g
Chloroform	0.22		1.0	<0.22	U	g	1.0	<0.22	U	g	1.00	0.69	B J	k, q
Chloromethane	1.8		10	<1.8	U	g	10	<1.8	U	g	10	<1.8	U	g
2-Chlorotoluene	0.24		1.0	<0.24	U	g	1.0	<0.24	U	g	1.0	<0.24	U	g
4-Chlorotoluene	0.30		1.0	<0.30	U	g	1.0	<0.30	U	g	1.0	<0.30	U	g
Dibromochloromethane	0.45		1.0	<0.45	U	g	1.0	<0.45	U	g	1.0	<0.45	U	g
1,2-Dibromo-3-Chloropropane	2.5		5.0	<2.5	U	g	5.0	<2.5	U	g	5.0	<2.5	U	g
1,2-Dibromoethane	0.81		1.0	<0.81	U	g	1.0	<0.81	U	g	1.0	<0.81	U	g
Dibromomethane	0.42		1.0	<0.42	U	g	1.0	<0.42	U	g	1.0	<0.42	U	g
1,2-Dichlorobenzene	0.24		1.0	<0.24	U	g	1.0	<0.24	U	g	1.0	<0.24	U	g
1,3-Dichlorobenzene	0.38		1.0	<0.38	U	g	1.0	<0.38	U	g	1.0	<0.38	U	g
1,4-Dichlorobenzene	0.30		1.0	<0.30	U	g	1.0	<0.30	U	g	1.0	<0.30	U	g
Dichlorodifluoromethane	0.27		1.0	<0.27	U	g	1.0	<0.27	U	g	1.0	<0.27	U	g
1,1-Dichloroethane	0.53		1.0	<0.53	U	g	1.0	<0.53	U	g	1.00	0.88	J	q
1,2-Dichloroethane	0.22		0.50	<0.22	U	g	0.50	<0.22	U	g	0.50	<0.22	U	g
1,1-Dichloroethene	0.31		1	10		g	1.0	1.6	B	k	1.0	7.1		g
c-1,2-Dichloroethene	0.35		1.0	4.0		g	1.0	<0.35	U	g	1.0	<0.35	U	g
t-1,2-Dichloroethene	0.29		1.0	<0.29	U	g	1.0	<0.29	U	g	1.0	<0.29	U	g
1,2-Dichloropropane	0.28		1.0	<0.28	U	g	1.0	<0.28	U	g	1.0	<0.28	U	g
1,3-Dichloropropane	0.30		1.0	<0.30	U	g	1.0	<0.30	U	g	1.0	<0.30	U	g
2,2-Dichloropropane	0.40		1.0	<0.40	U	g	1.0	<0.40	U	g	1.0	<0.40	U	g
1,1-Dichloropropene	0.21		1.0	<0.21	U	g	1.0	<0.21	U	g	1.0	<0.21	U	g
c-1,3-Dichloropropene	0.45		0.50	<0.45	U	g	0.50	<0.45	U	g	0.50	<0.45	U	g
t-1,3-Dichloropropene	0.31		0.50	<0.31	U	g	0.50	<0.31	U	g	0.50	<0.31	U	g
Ethylbenzene	0.17		1.0	<0.17	U	g	1.0	<0.17	U	g	1.0	<0.17	U	g
2-Hexanone	1.9		10	<1.9	U	g	10	<1.9	U	g	10	<1.9	U	g
Isopropylbenzene	0.24		1.0	<0.24	U	g	1.0	<0.24	U	g	1.0	<0.24	U	g
p-Isopropyltoluene	0.21		1.0	<0.21	U	g	1.0	<0.21	U	g	1.0	<0.21	U	g
Methylene Chloride	2.6		10.0	2.8	B J	k, q	10.0	3.1	B J	k, q	10	<2.6	U	g
4-Methyl-2-Pentanone	2.4		10	<2.4	U	g	10	<2.4	U	g	10	<2.4	U	g
Naphthalene	0.95		10	<0.95	U	g	10	<0.95	U	g	10	<0.95	U	g
n-Propylbenzene	0.30		1.0	<0.30	U	g	1.0	<0.30	U	g	1.0	<0.30	U	g
Styrene	0.29		1.0	<0.29	U	g	1.0	<0.29	U	g	1.0	<0.29	U	g

Project: Beaumont						Table B - 6								
Site: 1						Analytical Data Summary								
Extraction Method: SW5030B						EPA Method SW8260B								
Analytical Method: SW8260B														
Matrix: Water			Environmental Samples											
Units: µg/L														
		Field ID:		IW-04				MW-07				MW-40		
		SDG:		06-07-0310				06-07-0310				06-07-0310		
		Batch ID:		060710L01				060710L01				060710L01		
Parameters	MDL		PQL	Result	Validity	Comments	PQL	Result	Validity	Comments	PQL	Result	Validity	Comments
1,1,1,2-Tetrachloroethane	0.37		1.0	<0.37	U	g	1.0	<0.37	U	g	1.0	<0.37	U	g
1,1,2,2-Tetrachloroethane	0.37		1.0	<0.37	U	g	1.0	<0.37	U	g	1.0	<0.37	U	g
Tetrachloroethene	0.29		1.0	<0.29	U	g	1.0	<0.29	U	g	1.0	<0.29	U	g
Toluene	0.35		1.0	<0.35	U	g	1.0	<0.35	U	g	1.0	<0.35	U	g
1,2,3-Trichlorobenzene	0.39		1.0	<0.39	U	g	1.0	<0.39	U	g	1.0	<0.39	U	g
1,2,4-Trichlorobenzene	0.35		1.0	<0.35	U	g	1.0	<0.35	U	g	1.0	<0.35	U	g
1,1,1-Trichloroethane	0.32		1.0	<0.32	U	g	1.0	<0.32	U	g	1.0	<0.32	U	g
1,1,2-Trichloroethane	0.54		1.0	<0.54	U	g	1.0	<0.54	U	g	1.0	<0.54	U	g
Trichloroethene	0.30		1.0	5.9	B	k	1.0	3.8	B	k	1	14		g
Trichlorofluoromethane	0.36		10	<0.36	U	g	10	<0.36	U	g	10	<0.36	U	g
1,2,3-Trichloropropane	2.3		5.0	<2.3	U	g	5.0	<2.3	U	g	5.0	<2.3	U	g
1,2,4-Trimethylbenzene	0.26		1.0	<0.26	U	g	1.0	<0.26	U	g	1.0	<0.26	U	g
1,3,5-Trimethylbenzene	0.19		1.0	<0.19	U	g	1.0	<0.19	U	g	1.0	<0.19	U	g
Vinyl Acetate	3.2		10	<3.2	U	g	10	<3.2	U	g	10	<3.2	U	g
Vinyl Chloride	0.33		0.5	2.2		g	0.50	<0.33	U	g	0.50	<0.33	U	g
p/m-Xylene	0.38		1.0	<0.38	U	g	1.0	<0.38	U	g	1.0	<0.38	U	g
o-Xylene	0.21		1.0	<0.21	U	g	1.0	<0.21	U	g	1.0	<0.21	U	g
Methyl-t-Butyl Ether (MTBE)	0.29		1.0	<0.29	U	g	1.0	<0.29	U	g	1.0	<0.29	U	g
1,1,2-Trichloro-1,2,2-Trifluoroethane	0.54		10	<0.54	U	g	10	<0.54	U	g	10	<0.54	U	g

Project: Beaumont						Table B - 6								
Site: 1						Analytical Data Summary								
Extraction Method: SW5030B						EPA Method SW8260B								
Analytical Method: SW8260B														
Matrix: Water			Environmental Samples											
Units: µg/L														
		Field ID:		MW-56A										
		SDG:		06-07-0310										
		Batch ID:		060710L01										
Parameters	MDL		PQL	Result	Validity	Comments								
Acetone	6.1		10	<6.1	U	g								
Benzene	0.26		0.50	<0.26	U	g								
Bromobenzene	0.47		1.0	<0.47	U	g								
Bromochloromethane	0.68		1.0	<0.68	U	g								
Bromodichloromethane	0.27		1.0	<0.27	U	g								
Bromoform	0.62		1.0	<0.62	U	g								
Bromomethane	2.9		10	<2.9	U	g								
2-Butanone	4.2		10	<4.2	U	g								
n-Butylbenzene	0.29		1.0	<0.29	U	g								
sec-Butylbenzene	0.21		1.0	<0.21	U	g								
tert-Butylbenzene	0.17		1.0	<0.17	U	g								
Carbon Disulfide	1.0		10	<1.0	U	g								
Carbon Tetrachloride	0.42		0.50	<0.42	U	g								
Chlorobenzene	0.36		1.0	<0.36	U	g								
Chloroethane	0.52		1.0	<0.52	U	g								
Chloroform	0.22		1.0	<0.22	U	g								
Chloromethane	1.8		10	<1.8	U	g								
2-Chlorotoluene	0.24		1.0	<0.24	U	g								
4-Chlorotoluene	0.30		1.0	<0.30	U	g								
Dibromochloromethane	0.45		1.0	<0.45	U	g								
1,2-Dibromo-3-Chloropropane	2.5		5.0	<2.5	U	g								
1,2-Dibromoethane	0.81		1.0	<0.81	U	g								
Dibromomethane	0.42		1.0	<0.42	U	g								
1,2-Dichlorobenzene	0.24		1.0	<0.24	U	g								
1,3-Dichlorobenzene	0.38		1.0	<0.38	U	g								
1,4-Dichlorobenzene	0.30		1.0	<0.30	U	g								
Dichlorodifluoromethane	0.27		1.0	<0.27	U	g								
1,1-Dichloroethane	0.53		1.0	<0.53	U	g								
1,2-Dichloroethane	0.22		0.50	<0.22	U	g								
1,1-Dichloroethene	0.31		1.00	0.59	B J	k, q								
c-1,2-Dichloroethene	0.35		1.0	<0.35	U	g								
t-1,2-Dichloroethene	0.29		1.0	<0.29	U	g								
1,2-Dichloropropane	0.28		1.0	<0.28	U	g								
1,3-Dichloropropane	0.30		1.0	<0.30	U	g								
2,2-Dichloropropane	0.40		1.0	<0.40	U	g								
1,1-Dichloropropene	0.21		1.0	<0.21	U	g								
c-1,3-Dichloropropene	0.45		0.50	<0.45	U	g								
t-1,3-Dichloropropene	0.31		0.50	<0.31	U	g								
Ethylbenzene	0.17		1.0	<0.17	U	g								
2-Hexanone	1.9		10	<1.9	U	g								
Isopropylbenzene	0.24		1.0	<0.24	U	g								
p-Isopropyltoluene	0.21		1.0	<0.21	U	g								
Methylene Chloride	2.6		10.0	2.9	B J	k, q								
4-Methyl-2-Pentanone	2.4		10	<2.4	U	g								
Naphthalene	0.95		10	<0.95	U	g								
n-Propylbenzene	0.30		1.0	<0.30	U	g								
Styrene	0.29		1.0	<0.29	U	g								

Project: Beaumont						Table B - 6								
Site: 1						Analytical Data Summary								
Extraction Method: SW5030B						EPA Method SW8260B								
Analytical Method: SW8260B														
Matrix: Water			Environmental Samples											
Units: µg/L														
		Field ID:		MW-56A										
		SDG:		06-07-0310										
		Batch ID:		060710L01										
Parameters	MDL		PQL	Result	Validity	Comments								
1,1,1,2-Tetrachloroethane	0.37		1.0	<0.37	U	g								
1,1,2,2-Tetrachloroethane	0.37		1.0	<0.37	U	g								
Tetrachloroethene	0.29		1.0	<0.29	U	g								
Toluene	0.35		1.0	<0.35	U	g								
1,2,3-Trichlorobenzene	0.39		1.0	<0.39	U	g								
1,2,4-Trichlorobenzene	0.35		1.0	<0.35	U	g								
1,1,1-Trichloroethane	0.32		1.0	<0.32	U	g								
1,1,2-Trichloroethane	0.54		1.0	<0.54	U	g								
Trichloroethene	0.30		1.0	1.6	B	k								
Trichlorofluoromethane	0.36		10	<0.36	U	g								
1,2,3-Trichloropropane	2.3		5.0	<2.3	U	g								
1,2,4-Trimethylbenzene	0.26		1.0	<0.26	U	g								
1,3,5-Trimethylbenzene	0.19		1.0	<0.19	U	g								
Vinyl Acetate	3.2		10	<3.2	U	g								
Vinyl Chloride	0.33		0.50	<0.33	U	g								
p/m-Xylene	0.38		1.0	<0.38	U	g								
o-Xylene	0.21		1.0	<0.21	U	g								
Methyl-t-Butyl Ether (MTBE)	0.29		1.0	<0.29	U	g								
1,1,2-Trichloro-1,2,2-Trifluoroethane	0.54		10	<0.54	U	g								

Project: Beaumont						Table B - 6								
Site: 1						Analytical Data Summary								
Extraction Method: SW5030B						EPA Method SW8260B								
Analytical Method: SW8260B														
Matrix: Water			Environmental Samples											
Units: µg/L														
		Field ID:		MW-54				MW-56C				MW-57C		
		SDG:		06-07-0311				06-07-0311				06-07-0311		
		Batch ID:		060708L03				060708L03				060708L03		
Parameters	MDL		PQL	Result	Validity	Comments	PQL	Result	Validity	Comments	PQL	Result	Validity	Comments
Acetone	6.1		10.0	9.1	B J	a, k, q	10.0	7.9	B J	a, k, q	10	<6.1	U	g
Benzene	0.26		0.50	<0.26	U	g	0.50	<0.26	U	g	0.50	<0.26	U	g
Bromobenzene	0.47		1.0	<0.47	U	g	1.0	<0.47	U	g	1.0	<0.47	U	g
Bromochloromethane	0.68		1.0	<0.68	U	g	1.0	<0.68	U	g	1.0	<0.68	U	g
Bromodichloromethane	0.27		1.0	<0.27	U	g	1.0	<0.27	U	g	1.0	<0.27	U	g
Bromoform	0.62		1.0	<0.62	U	g	1.0	<0.62	U	g	1.0	<0.62	U	g
Bromomethane	2.9		10	<2.9	U	g	10	<2.9	U	g	10	<2.9	U	g
2-Butanone	4.2		10	<4.2	U	g	10	<4.2	U	g	10	<4.2	U	g
n-Butylbenzene	0.29		1.0	<0.29	U	g	1.0	<0.29	U	g	1.0	<0.29	U	g
sec-Butylbenzene	0.21		1.0	<0.21	U	g	1.0	<0.21	U	g	1.0	<0.21	U	g
tert-Butylbenzene	0.17		1.0	<0.17	U	g	1.0	<0.17	U	g	1.0	<0.17	U	g
Carbon Disulfide	1.0		10	<1.0	U	g	10	<1.0	U	g	10	<1.0	U	g
Carbon Tetrachloride	0.42		0.50	<0.42	U	g	0.50	<0.42	U	g	0.50	<0.42	U	g
Chlorobenzene	0.36		1.0	<0.36	U	g	1.0	<0.36	U	g	1.0	<0.36	U	g
Chloroethane	0.52		1.0	<0.52	U	g	1.0	<0.52	U	g	1.0	<0.52	U	g
Chloroform	0.22		1.00	0.26	B J	k, q	1.00	0.49	B J	k, q	1.00	0.34	B J	k, q
Chloromethane	1.8		10	<1.8	U	g	10	<1.8	U	g	10	<1.8	U	g
2-Chlorotoluene	0.24		1.0	<0.24	U	g	1.0	<0.24	U	g	1.0	<0.24	U	g
4-Chlorotoluene	0.30		1.0	<0.30	U	g	1.0	<0.30	U	g	1.0	<0.30	U	g
Dibromochloromethane	0.45		1.0	<0.45	U	g	1.0	<0.45	U	g	1.0	<0.45	U	g
1,2-Dibromo-3-Chloropropane	2.5		5.0	<2.5	U	g	5.0	<2.5	U	g	5.0	<2.5	U	g
1,2-Dibromoethane	0.81		1.0	<0.81	U	g	1.0	<0.81	U	g	1.0	<0.81	U	g
Dibromomethane	0.42		1.0	<0.42	U	g	1.0	<0.42	U	g	1.0	<0.42	U	g
1,2-Dichlorobenzene	0.24		1.0	<0.24	U	g	1.0	<0.24	U	g	1.0	<0.24	U	g
1,3-Dichlorobenzene	0.38		1.0	<0.38	U	g	1.0	<0.38	U	g	1.0	<0.38	U	g
1,4-Dichlorobenzene	0.30		1.0	<0.30	U	g	1.0	<0.30	U	g	1.0	<0.30	U	g
Dichlorodifluoromethane	0.27		1.0	<0.27	U	g	1.0	<0.27	U	g	1.0	<0.27	U	g
1,1-Dichloroethane	0.53		1.0	<0.53	U	g	1.0	1.1		g	1.00	0.91	J	q
1,2-Dichloroethane	0.22		0.50	0.27	J	q	0.50	0.74		g	0.50	0.76		g
1,1-Dichloroethene	0.31		1	30		g	1	60		g	1	43		g
c-1,2-Dichloroethene	0.35		1.0	<0.35	U	g	1.0	<0.35	U	g	1.0	<0.35	U	g
t-1,2-Dichloroethene	0.29		1.0	<0.29	U	g	1.0	<0.29	U	g	1.0	<0.29	U	g
1,2-Dichloropropane	0.28		1.0	<0.28	U	g	1.0	<0.28	U	g	1.0	<0.28	U	g
1,3-Dichloropropane	0.30		1.0	<0.30	U	g	1.0	<0.30	U	g	1.0	<0.30	U	g
2,2-Dichloropropane	0.40		1.0	<0.40	U	g	1.0	<0.40	U	g	1.0	<0.40	U	g
1,1-Dichloropropene	0.21		1.0	<0.21	U	g	1.0	<0.21	U	g	1.0	<0.21	U	g
c-1,3-Dichloropropene	0.45		0.50	<0.45	U	g	0.50	<0.45	U	g	0.50	<0.45	U	g
t-1,3-Dichloropropene	0.31		0.50	<0.31	U	g	0.50	<0.31	U	g	0.50	<0.31	U	g
Ethylbenzene	0.17		1.0	<0.17	U	g	1.0	<0.17	U	g	1.0	<0.17	U	g
2-Hexanone	1.9		10	<1.9	U	g	10	<1.9	U	g	10	<1.9	U	g
Isopropylbenzene	0.24		1.0	<0.24	U	g	1.0	<0.24	U	g	1.0	<0.24	U	g
p-Isopropyltoluene	0.21		1.0	<0.21	U	g	1.0	<0.21	U	g	1.0	<0.21	U	g
Methylene Chloride	2.6		10	<2.6	U	g	10	<2.6	U	g	10	<2.6	U	g
4-Methyl-2-Pentanone	2.4		10	<2.4	U	g	10	<2.4	U	g	10	<2.4	U	g
Naphthalene	0.95		10	<0.95	U	g	10	<0.95	U	g	10	<0.95	U	g
n-Propylbenzene	0.30		1.0	<0.30	U	g	1.0	<0.30	U	g	1.0	<0.30	U	g
Styrene	0.29		1.0	<0.29	U	g	1.0	<0.29	U	g	1.0	<0.29	U	g

Project: Beaumont						Table B - 6								
Site: 1						Analytical Data Summary								
Extraction Method: SW5030B						EPA Method SW8260B								
Analytical Method: SW8260B														
Matrix: Water			Environmental Samples											
Units: µg/L														
		Field ID:		MW-54				MW-56C				MW-57C		
		SDG:		06-07-0311				06-07-0311				06-07-0311		
		Batch ID:		060708L03				060708L03				060708L03		
Parameters	MDL		PQL	Result	Validity	Comments	PQL	Result	Validity	Comments	PQL	Result	Validity	Comments
1,1,1,2-Tetrachloroethane	0.37		1.0	<0.37	U	g	1.0	<0.37	U	g	1.0	<0.37	U	g
1,1,2,2-Tetrachloroethane	0.37		1.0	<0.37	U	g	1.0	<0.37	U	g	1.0	<0.37	U	g
Tetrachloroethene	0.29		1.0	<0.29	U	g	1.0	<0.29	U	g	1.0	<0.29	U	g
Toluene	0.35		1.0	<0.35	U	g	1.0	<0.35	U	g	1.0	<0.35	U	g
1,2,3-Trichlorobenzene	0.39		1.0	<0.39	U	g	1.0	<0.39	U	g	1.0	<0.39	U	g
1,2,4-Trichlorobenzene	0.35		1.0	<0.35	U	g	1.0	<0.35	U	g	1.0	<0.35	U	g
1,1,1-Trichloroethane	0.32		1.0	<0.32	U	g	1.00	0.78	J	q	1.00	0.62	J	q
1,1,2-Trichloroethane	0.54		1.0	<0.54	U	g	1.0	<0.54	U	g	1.0	<0.54	U	g
Trichloroethene	0.30		1	20		g	1	38		g	1	28		g
Trichlorofluoromethane	0.36		10	<0.36	U	g	10	<0.36	U	g	10	<0.36	U	g
1,2,3-Trichloropropane	2.3		5.0	<2.3	U	g	5.0	<2.3	U	g	5.0	<2.3	U	g
1,2,4-Trimethylbenzene	0.26		1.0	<0.26	U	g	1.0	<0.26	U	g	1.0	<0.26	U	g
1,3,5-Trimethylbenzene	0.19		1.0	<0.19	U	g	1.0	<0.19	U	g	1.0	<0.19	U	g
Vinyl Acetate	3.2		10	<3.2	U	g	10	<3.2	U	g	10	<3.2	U	g
Vinyl Chloride	0.33		0.50	<0.33	U	g	0.50	<0.33	U	g	0.50	<0.33	U	g
p/m-Xylene	0.38		1.0	<0.38	U	g	1.0	<0.38	U	g	1.0	<0.38	U	g
o-Xylene	0.21		1.0	<0.21	U	g	1.0	<0.21	U	g	1.0	<0.21	U	g
Methyl-t-Butyl Ether (MTBE)	0.29		1.0	<0.29	U	g	1.0	<0.29	U	g	1.0	<0.29	U	g
1,1,2-Trichloro-1,2,2-Trifluoroethane	0.54		10	<0.54	U	g	10	<0.54	U	g	10	<0.54	U	g

Project: Beaumont						Table B - 6								
Site: 1						Analytical Data Summary								
Extraction Method: SW5030B						EPA Method SW8260B								
Analytical Method: SW8260B														
Matrix: Water			Environmental Samples											
Units: µg/L														
		Field ID:		MW-57D				MW-59C				MW-66		
		SDG:		06-07-0361				06-07-0361				06-07-0361		
		Batch ID:		060711L01				060712L01				060711L01		
Parameters	MDL		PQL	Result	Validity	Comments	PQL	Result	Validity	Comments	PQL	Result	Validity	Comments
Acetone	6.1		10	<6.1	U	g	10.0	7.2	J	q	10	<6.1	U	g
Benzene	0.26		0.50	<0.26	U	g	0.50	<0.26	U	g	0.50	<0.26	U	g
Bromobenzene	0.47		1.0	<0.47	U	g	1.0	<0.47	U	g	1.0	<0.47	U	g
Bromochloromethane	0.68		1.0	<0.68	U	g	1.0	<0.68	U	g	1.0	<0.68	U	g
Bromodichloromethane	0.27		1.0	<0.27	U	g	1.0	<0.27	U	g	1.0	<0.27	U	g
Bromoform	0.62		1.0	<0.62	U	g	1.0	<0.62	U	g	1.0	<0.62	U	g
Bromomethane	2.9		10	<2.9	U	g	10	<2.9	U	g	10	<2.9	U	g
2-Butanone	4.2		10	<4.2	U	g	10	<4.2	U	g	10	<4.2	U	g
n-Butylbenzene	0.29		1.0	<0.29	U	g	1.0	<0.29	U	g	1.0	<0.29	U	g
sec-Butylbenzene	0.21		1.0	<0.21	U	g	1.0	<0.21	U	g	1.0	<0.21	U	g
tert-Butylbenzene	0.17		1.0	<0.17	U	g	1.0	<0.17	U	g	1.0	<0.17	U	g
Carbon Disulfide	1.0		10	<1.0	U	g	10	<1.0	U	g	10	<1.0	U	g
Carbon Tetrachloride	0.42		0.50	<0.42	U	g	0.50	<0.42	U	g	0.50	<0.42	U	g
Chlorobenzene	0.36		1.0	<0.36	U	g	1.0	<0.36	U	g	1.0	<0.36	U	g
Chloroethane	0.52		1.0	<0.52	U	g	1.0	<0.52	U	g	1.0	<0.52	U	g
Chloroform	0.22		1.00	0.37	B J	k, q	1.0	1.7		g	1.0	3.0		g
Chloromethane	1.8		10	<1.8	U	g	10	<1.8	U	g	10	<1.8	U	g
2-Chlorotoluene	0.24		1.0	<0.24	U	g	1.0	<0.24	U	g	1.0	<0.24	U	g
4-Chlorotoluene	0.30		1.0	<0.30	U	g	1.0	<0.30	U	g	1.0	<0.30	U	g
Dibromochloromethane	0.45		1.0	<0.45	U	g	1.0	<0.45	U	g	1.0	<0.45	U	g
1,2-Dibromo-3-Chloropropane	2.5		5.0	<2.5	U	g	5.0	<2.5	U	g	5.0	<2.5	U	g
1,2-Dibromoethane	0.81		1.0	<0.81	U	g	1.0	<0.81	U	g	1.0	<0.81	U	g
Dibromomethane	0.42		1.0	<0.42	U	g	1.0	<0.42	U	g	1.0	<0.42	U	g
1,2-Dichlorobenzene	0.24		1.0	<0.24	U	g	1.0	<0.24	U	g	1.0	<0.24	U	g
1,3-Dichlorobenzene	0.38		1.0	<0.38	U	g	1.0	<0.38	U	g	1.0	<0.38	U	g
1,4-Dichlorobenzene	0.30		1.0	<0.30	U	g	1.0	<0.30	U	g	1.0	<0.30	U	g
Dichlorodifluoromethane	0.27		1.0	<0.27	U	g	1.0	<0.27	U	g	1.0	<0.27	U	g
1,1-Dichloroethane	0.53		1.00	0.63	J	q	1.0	9.8		g	1.0	3.0		g
1,2-Dichloroethane	0.22		0.50	<0.22	U	g	0.50	13		g	0.50	0.87		g
1,1-Dichloroethene	0.31		1	28		g	2	200 *		g	1	86		g
c-1,2-Dichloroethene	0.35		1.0	<0.35	U	g	1.0	1.1		g	1.0	<0.35	U	g
t-1,2-Dichloroethene	0.29		1.0	<0.29	U	g	1.0	<0.29	U	g	1.0	<0.29	U	g
1,2-Dichloropropane	0.28		1.0	<0.28	U	g	1.0	<0.28	U	g	1.0	<0.28	U	g
1,3-Dichloropropane	0.30		1.0	<0.30	U	g	1.0	<0.30	U	g	1.0	<0.30	U	g
2,2-Dichloropropane	0.40		1.0	<0.40	U	g	1.0	<0.40	U	g	1.0	<0.40	U	g
1,1-Dichloropropene	0.21		1.0	<0.21	U	g	1.0	<0.21	U	g	1.0	<0.21	U	g
c-1,3-Dichloropropene	0.45		0.50	<0.45	U	g	0.50	<0.45	U	g	0.50	<0.45	U	g
t-1,3-Dichloropropene	0.31		0.50	<0.31	U	g	0.50	<0.31	U	g	0.50	<0.31	U	g
Ethylbenzene	0.17		1.0	<0.17	U	g	1.0	<0.17	U	g	1.0	<0.17	U	g
2-Hexanone	1.9		10	<1.9	U	g	10	<1.9	U	g	10	<1.9	U	g
Isopropylbenzene	0.24		1.0	<0.24	U	g	1.0	<0.24	U	g	1.0	<0.24	U	g
p-Isopropyltoluene	0.21		1.0	<0.21	U	g	1.0	<0.21	U	g	1.0	<0.21	U	g
Methylene Chloride	2.6		10	<2.6	U	g	10	<2.6	U	g	10	<2.6	U	g
4-Methyl-2-Pentanone	2.4		10	<2.4	U	g	10	<2.4	U	g	10	<2.4	U	g
Naphthalene	0.95		10	<0.95	U	g	10	<0.95	U	g	10	<0.95	U	g
n-Propylbenzene	0.30		1.0	<0.30	U	g	1.0	<0.30	U	g	1.0	<0.30	U	g
Styrene	0.29		1.0	<0.29	U	g	1.0	<0.29	U	g	1.0	<0.29	U	g
* Sample diluted at a factor of 2														

Project: Beaumont						Table B - 6								
Site: 1						Analytical Data Summary								
Extraction Method: SW5030B						EPA Method SW8260B								
Analytical Method: SW8260B														
Matrix: Water			Environmental Samples											
Units: µg/L														
		Field ID:		MW-57D				MW-59C				MW-66		
		SDG:		06-07-0361				06-07-0361				06-07-0361		
		Batch ID:		060711L01				060712L01				060711L01		
Parameters	MDL		PQL	Result	Validity	Comments	PQL	Result	Validity	Comments	PQL	Result	Validity	Comments
1,1,1,2-Tetrachloroethane	0.37		1.0	<0.37	U	g	1.0	<0.37	U	g	1.0	<0.37	U	g
1,1,2,2-Tetrachloroethane	0.37		1.0	<0.37	U	g	1.0	<0.37	U	g	1.0	<0.37	U	g
Tetrachloroethene	0.29		1.0	<0.29	U	g	1.00	0.60	J	q	1.0	<0.29	U	g
Toluene	0.35		1.0	<0.35	U	g	1.0	<0.35	U	g	1.0	<0.35	U	g
1,2,3-Trichlorobenzene	0.39		1.0	<0.39	U	g	1.0	<0.39	U	g	1.0	<0.39	U	g
1,2,4-Trichlorobenzene	0.35		1.0	<0.35	U	g	1.0	<0.35	U	g	1.0	<0.35	U	g
1,1,1-Trichloroethane	0.32		1.0	<0.32	U	g	1.0	<0.32	U	g	1.0	<0.32	U	g
1,1,2-Trichloroethane	0.54		1.0	<0.54	U	g	1.0	<0.54	U	g	1.0	<0.54	U	g
Trichloroethene	0.30		1	26		g	2	180 *		g	1	85		g
Trichlorofluoromethane	0.36		10	<0.36	U	g	10	<0.36	U	g	10	<0.36	U	g
1,2,3-Trichloropropane	2.3		5.0	<2.3	U	g	5.0	<2.3	U	g	5.0	<2.3	U	g
1,2,4-Trimethylbenzene	0.26		1.0	<0.26	U	g	1.0	<0.26	U	g	1.0	<0.26	U	g
1,3,5-Trimethylbenzene	0.19		1.0	<0.19	U	g	1.0	<0.19	U	g	1.0	<0.19	U	g
Vinyl Acetate	3.2		10	<3.2	U	g	10	<3.2	U	g	10	<3.2	U	g
Vinyl Chloride	0.33		0.50	<0.33	U	g	0.50	<0.33	U	g	0.50	<0.33	U	g
p/m-Xylene	0.38		1.0	<0.38	U	g	1.0	<0.38	U	g	1.0	<0.38	U	g
o-Xylene	0.21		1.0	<0.21	U	g	1.0	<0.21	U	g	1.0	<0.21	U	g
Methyl-t-Butyl Ether (MTBE)	0.29		1.0	<0.29	U	g	1.0	<0.29	U	g	1.0	<0.29	U	g
1,1,2-Trichloro-1,2,2-Trifluoroethane	0.54		10	<0.54	U	g	10	<0.54	U	g	10	<0.54	U	g

Project: Beaumont						Table B - 6								
Site: 1						Analytical Data Summary								
Extraction Method: SW5030B						EPA Method SW8260B								
Analytical Method: SW8260B														
Matrix: Water			Environmental Samples											
Units: µg/L														
		Field ID:		MW-55				MW-56D				MW-57B		
		SDG:		06-07-0417				06-07-0417				06-07-0417		
		Batch ID:		060712L01				060712L01				060712L01		
Parameters	MDL		PQL	Result	Validity	Comments	PQL	Result	Validity	Comments	PQL	Result	Validity	Comments
Acetone	6.1		10	<6.1	U	g	10	<6.1	U	g	10	<6.1	U	g
Benzene	0.26		0.50	<0.26	U	g	0.50	<0.26	U	g	0.50	<0.26	U	g
Bromobenzene	0.47		1.0	<0.47	U	g	1.0	<0.47	U	g	1.0	<0.47	U	g
Bromochloromethane	0.68		1.0	<0.68	U	g	1.0	<0.68	U	g	1.0	<0.68	U	g
Bromodichloromethane	0.27		1.0	<0.27	U	g	1.0	<0.27	U	g	1.0	<0.27	U	g
Bromoform	0.62		1.0	<0.62	U	g	1.0	<0.62	U	g	1.0	<0.62	U	g
Bromomethane	2.9		10	<2.9	U	g	10	<2.9	U	g	10	<2.9	U	g
2-Butanone	4.2		10	<4.2	U	g	10	<4.2	U	g	10	<4.2	U	g
n-Butylbenzene	0.29		1.0	<0.29	U	g	1.0	<0.29	U	g	1.0	<0.29	U	g
sec-Butylbenzene	0.21		1.0	<0.21	U	g	1.0	<0.21	U	g	1.0	<0.21	U	g
tert-Butylbenzene	0.17		1.0	<0.17	U	g	1.0	<0.17	U	g	1.0	<0.17	U	g
Carbon Disulfide	1.0		10	<1.0	U	g	10	<1.0	U	g	10	<1.0	U	g
Carbon Tetrachloride	0.42		0.50	<0.42	U	g	0.50	<0.42	U	g	0.50	<0.42	U	g
Chlorobenzene	0.36		1.0	<0.36	U	g	1.0	<0.36	U	g	1.0	<0.36	U	g
Chloroethane	0.52		1.0	<0.52	U	g	1.0	<0.52	U	g	1.0	<0.52	U	g
Chloroform	0.22		1.00	0.74	B J	k, q	1.00	0.52	B J	k, q	1.00	0.52	B J	k, q
Chloromethane	1.8		10	<1.8	U	g	10	<1.8	U	g	10	<1.8	U	g
2-Chlorotoluene	0.24		1.0	<0.24	U	g	1.0	<0.24	U	g	1.0	<0.24	U	g
4-Chlorotoluene	0.30		1.0	<0.30	U	g	1.0	<0.30	U	g	1.0	<0.30	U	g
Dibromochloromethane	0.45		1.0	<0.45	U	g	1.0	<0.45	U	g	1.0	<0.45	U	g
1,2-Dibromo-3-Chloropropane	2.5		5.0	<2.5	U	g	5.0	<2.5	U	g	5.0	<2.5	U	g
1,2-Dibromoethane	0.81		1.0	<0.81	U	g	1.0	<0.81	U	g	1.0	<0.81	U	g
Dibromomethane	0.42		1.0	<0.42	U	g	1.0	<0.42	U	g	1.0	<0.42	U	g
1,2-Dichlorobenzene	0.24		1.0	<0.24	U	g	1.0	<0.24	U	g	1.0	<0.24	U	g
1,3-Dichlorobenzene	0.38		1.0	<0.38	U	g	1.0	<0.38	U	g	1.0	<0.38	U	g
1,4-Dichlorobenzene	0.30		1.0	<0.30	U	g	1.0	<0.30	U	g	1.0	<0.30	U	g
Dichlorodifluoromethane	0.27		1.0	<0.27	U	g	1.0	<0.27	U	g	1.0	<0.27	U	g
1,1-Dichloroethane	0.53		1.0	2.4		g	1.00	0.72	J	q	1.0	1.2		g
1,2-Dichloroethane	0.22		0.5	2.9		g	0.50	0.66		g	0.5	1.3		g
1,1-Dichloroethene	0.31		1	60		g	1	39		g	1	38		g
c-1,2-Dichloroethene	0.35		1.00	0.82	J	q	1.0	<0.35	U	g	1.0	<0.35	U	g
t-1,2-Dichloroethene	0.29		1.0	<0.29	U	g	1.0	<0.29	U	g	1.0	<0.29	U	g
1,2-Dichloropropane	0.28		1.0	<0.28	U	g	1.0	<0.28	U	g	1.0	<0.28	U	g
1,3-Dichloropropane	0.30		1.0	<0.30	U	g	1.0	<0.30	U	g	1.0	<0.30	U	g
2,2-Dichloropropane	0.40		1.0	<0.40	U	g	1.0	<0.40	U	g	1.0	<0.40	U	g
1,1-Dichloropropene	0.21		1.0	<0.21	U	g	1.0	<0.21	U	g	1.0	<0.21	U	g
c-1,3-Dichloropropene	0.45		0.50	<0.45	U	g	0.50	<0.45	U	g	0.50	<0.45	U	g
t-1,3-Dichloropropene	0.31		0.50	<0.31	U	g	0.50	<0.31	U	g	0.50	<0.31	U	g
Ethylbenzene	0.17		1.0	<0.17	U	g	1.0	<0.17	U	g	1.0	<0.17	U	g
2-Hexanone	1.9		10	<1.9	U	g	10	<1.9	U	g	10	<1.9	U	g
Isopropylbenzene	0.24		1.0	<0.24	U	g	1.0	<0.24	U	g	1.0	<0.24	U	g
p-Isopropyltoluene	0.21		1.0	<0.21	U	g	1.0	<0.21	U	g	1.0	<0.21	U	g
Methylene Chloride	2.6		10	<2.6	U	g	10	<2.6	U	g	10	<2.6	U	g
4-Methyl-2-Pentanone	2.4		10	<2.4	U	g	10	<2.4	U	g	10	<2.4	U	g
Naphthalene	0.95		10	<0.95	U	g	10	<0.95	U	g	10	<0.95	U	g
n-Propylbenzene	0.30		1.0	<0.30	U	g	1.0	<0.30	U	g	1.0	<0.30	U	g
Styrene	0.29		1.0	<0.29	U	g	1.0	<0.29	U	g	1.0	<0.29	U	g

Project: Beaumont						Table B - 6								
Site: 1						Analytical Data Summary								
Extraction Method: SW5030B						EPA Method SW8260B								
Analytical Method: SW8260B														
Matrix: Water			Environmental Samples											
Units: µg/L														
		Field ID:		MW-55				MW-56D				MW-57B		
		SDG:		06-07-0417				06-07-0417				06-07-0417		
		Batch ID:		060712L01				060712L01				060712L01		
Parameters	MDL		PQL	Result	Validity	Comments	PQL	Result	Validity	Comments	PQL	Result	Validity	Comments
1,1,1,2-Tetrachloroethane	0.37		1.0	<0.37	U	g	1.0	<0.37	U	g	1.0	<0.37	U	g
1,1,2,2-Tetrachloroethane	0.37		1.0	<0.37	U	g	1.0	<0.37	U	g	1.0	<0.37	U	g
Tetrachloroethene	0.29		1.0	<0.29	U	g	1.0	<0.29	U	g	1.0	<0.29	U	g
Toluene	0.35		1.0	<0.35	U	g	1.0	<0.35	U	g	1.0	<0.35	U	g
1,2,3-Trichlorobenzene	0.39		1.0	<0.39	U	g	1.0	<0.39	U	g	1.0	<0.39	U	g
1,2,4-Trichlorobenzene	0.35		1.0	<0.35	U	g	1.0	<0.35	U	g	1.0	<0.35	U	g
1,1,1-Trichloroethane	0.32		1.0	<0.32	U	g	1.0	<0.32	U	g	1.0	<0.32	U	g
1,1,2-Trichloroethane	0.54		1.0	<0.54	U	g	1.0	<0.54	U	g	1.0	<0.54	U	g
Trichloroethene	0.30		1	73		g	1	36		g	1	34		g
Trichlorofluoromethane	0.36		10	<0.36	U	g	10	<0.36	U	g	10	<0.36	U	g
1,2,3-Trichloropropane	2.3		5.0	<2.3	U	g	5.0	<2.3	U	g	5.0	<2.3	U	g
1,2,4-Trimethylbenzene	0.26		1.0	<0.26	U	g	1.0	<0.26	U	g	1.0	<0.26	U	g
1,3,5-Trimethylbenzene	0.19		1.0	<0.19	U	g	1.0	<0.19	U	g	1.0	<0.19	U	g
Vinyl Acetate	3.2		10	<3.2	U	g	10	<3.2	U	g	10	<3.2	U	g
Vinyl Chloride	0.33		0.50	<0.33	U	g	0.50	<0.33	U	g	0.50	<0.33	UJ	c
p/m-Xylene	0.38		1.0	<0.38	U	g	1.0	<0.38	U	g	1.0	<0.38	U	g
o-Xylene	0.21		1.0	<0.21	U	g	1.0	<0.21	U	g	1.0	<0.21	U	g
Methyl-t-Butyl Ether (MTBE)	0.29		1.0	<0.29	U	g	1.0	<0.29	U	g	1.0	<0.29	U	g
1,1,2-Trichloro-1,2,2-Trifluoroethane	0.54		10	<0.54	U	g	10	<0.54	U	g	10	<0.54	U	g

Project: Beaumont						Table B - 6								
Site: 1						Analytical Data Summary								
Extraction Method: SW5030B						EPA Method SW8260B								
Analytical Method: SW8260B														
Matrix: Water			Environmental Samples											
Units: µg/L														
		Field ID:		MW-157B										
		SDG:		06-07-0417										
		Batch ID:		060712L01										
Parameters	MDL		PQL	Result	Validity	Comments								
Acetone	6.1		10	<6.1	U	g								
Benzene	0.26		0.50	<0.26	U	g								
Bromobenzene	0.47		1.0	<0.47	U	g								
Bromochloromethane	0.68		1.0	<0.68	U	g								
Bromodichloromethane	0.27		1.0	<0.27	U	g								
Bromoform	0.62		1.0	<0.62	U	g								
Bromomethane	2.9		10	<2.9	U	g								
2-Butanone	4.2		10	<4.2	U	g								
n-Butylbenzene	0.29		1.0	<0.29	U	g								
sec-Butylbenzene	0.21		1.0	<0.21	U	g								
tert-Butylbenzene	0.17		1.0	<0.17	U	g								
Carbon Disulfide	1.0		10	<1.0	U	g								
Carbon Tetrachloride	0.42		0.50	<0.42	U	g								
Chlorobenzene	0.36		1.0	<0.36	U	g								
Chloroethane	0.52		1.0	<0.52	U	g								
Chloroform	0.22		1.00	0.45	B J	k, q								
Chloromethane	1.8		10	<1.8	U	g								
2-Chlorotoluene	0.24		1.0	<0.24	U	g								
4-Chlorotoluene	0.30		1.0	<0.30	U	g								
Dibromochloromethane	0.45		1.0	<0.45	U	g								
1,2-Dibromo-3-Chloropropane	2.5		5.0	<2.5	U	g								
1,2-Dibromoethane	0.81		1.0	<0.81	U	g								
Dibromomethane	0.42		1.0	<0.42	U	g								
1,2-Dichlorobenzene	0.24		1.0	<0.24	U	g								
1,3-Dichlorobenzene	0.38		1.0	<0.38	U	g								
1,4-Dichlorobenzene	0.30		1.0	<0.30	U	g								
Dichlorodifluoromethane	0.27		1.0	<0.27	U	g								
1,1-Dichloroethane	0.53		1.0	1.2		g								
1,2-Dichloroethane	0.22		0.5	1.3		g								
1,1-Dichloroethene	0.31		1	36		g								
c-1,2-Dichloroethene	0.35		1.0	<0.35	U	g								
t-1,2-Dichloroethene	0.29		1.0	<0.29	U	g								
1,2-Dichloropropane	0.28		1.0	<0.28	U	g								
1,3-Dichloropropane	0.30		1.0	<0.30	U	g								
2,2-Dichloropropane	0.40		1.0	<0.40	U	g								
1,1-Dichloropropene	0.21		1.0	<0.21	U	g								
c-1,3-Dichloropropene	0.45		0.50	<0.45	U	g								
t-1,3-Dichloropropene	0.31		0.50	<0.31	U	g								
Ethylbenzene	0.17		1.0	<0.17	U	g								
2-Hexanone	1.9		10	<1.9	U	g								
Isopropylbenzene	0.24		1.0	<0.24	U	g								
p-Isopropyltoluene	0.21		1.0	<0.21	U	g								
Methylene Chloride	2.6		10	<2.6	U	g								
4-Methyl-2-Pentanone	2.4		10	<2.4	U	g								
Naphthalene	0.95		10	<0.95	U	g								
n-Propylbenzene	0.30		1.0	<0.30	U	g								
Styrene	0.29		1.0	<0.29	U	g								

Project: Beaumont						Table B - 6								
Site: 1						Analytical Data Summary								
Extraction Method: SW5030B						EPA Method SW8260B								
Analytical Method: SW8260B														
Matrix: Water			Environmental Samples											
Units: µg/L														
		Field ID:		MW-157B										
		SDG:		06-07-0417										
		Batch ID:		060712L01										
Parameters	MDL		PQL	Result	Validity	Comments								
1,1,1,2-Tetrachloroethane	0.37		1.0	<0.37	U	g								
1,1,2,2-Tetrachloroethane	0.37		1.0	<0.37	U	g								
Tetrachloroethene	0.29		1.0	<0.29	U	g								
Toluene	0.35		1.0	<0.35	U	g								
1,2,3-Trichlorobenzene	0.39		1.0	<0.39	U	g								
1,2,4-Trichlorobenzene	0.35		1.0	<0.35	U	g								
1,1,1-Trichloroethane	0.32		1.0	<0.32	U	g								
1,1,2-Trichloroethane	0.54		1.0	<0.54	U	g								
Trichloroethene	0.30		1	33		g								
Trichlorofluoromethane	0.36		10	<0.36	U	g								
1,2,3-Trichloropropane	2.3		5.0	<2.3	U	g								
1,2,4-Trimethylbenzene	0.26		1.0	<0.26	U	g								
1,3,5-Trimethylbenzene	0.19		1.0	<0.19	U	g								
Vinyl Acetate	3.2		10	<3.2	U	g								
Vinyl Chloride	0.33		0.50	<0.33	U	g								
p/m-Xylene	0.38		1.0	<0.38	U	g								
o-Xylene	0.21		1.0	<0.21	U	g								
Methyl-t-Butyl Ether (MTBE)	0.29		1.0	<0.29	U	g								
1,1,2-Trichloro-1,2,2-Trifluoroethane	0.54		10	<0.54	U	g								

Project: Beaumont						Table B - 6								
Site: 1						Analytical Data Summary								
Extraction Method: SW5030B						EPA Method SW8260B								
Analytical Method: SW8260B														
Matrix: Water			Environmental Samples											
Units: µg/L														
		Field ID:		MW-22				MW-59D				MW-60A		
		SDG:		06-07-0489				06-07-0489				06-07-0489		
		Batch ID:		060714L02				060713L01				060713L01		
Parameters	MDL		PQL	Result	Validity	Comments	PQL	Result	Validity	Comments	PQL	Result	Validity	Comments
								Dilution 5				Dilution 2		
Acetone	6.1		10.0	7.0	B J	k, q	50	<31	U	g	20	<12	U	g
Benzene	0.26		0.50	<0.26	U	g	2.5	<1.3	U	g	1.0	<0.51	U	g
Bromobenzene	0.47		1.0	<0.47	U	g	5.0	<2.3	U	g	2.0	<0.94	U	g
Bromochloromethane	0.68		1.0	<0.68	U	g	5.0	<3.4	U	g	2.0	<1.4	U	g
Bromodichloromethane	0.27		1.0	<0.27	U	g	5.0	<1.4	U	g	2.0	<0.55	U	g
Bromoform	0.62		1.0	<0.62	U	g	5.0	<3.1	U	g	2.0	<1.2	U	g
Bromomethane	2.9		10	<2.9	U	g	50	<15	U	g	20	<5.9	U	g
2-Butanone	4.2		10	<4.2	U	g	50	<21	U	g	20	<8.4	U	g
n-Butylbenzene	0.29		1.0	<0.29	U	g	5.0	<1.5	U	g	2.0	<0.58	U	g
sec-Butylbenzene	0.21		1.0	<0.21	U	g	5.0	<1.0	U	g	2.0	<0.42	U	g
tert-Butylbenzene	0.17		1.0	<0.17	U	g	5.0	<0.87	U	g	2.0	<0.35	U	g
Carbon Disulfide	1.0		10	<1.0	U	g	50	<5.2	U	g	20	<2.1	U	g
Carbon Tetrachloride	0.42		0.50	<0.42	U	g	2.5	<2.1	U	g	1.0	<0.83	U	g
Chlorobenzene	0.36		1.0	<0.36	U	g	5.0	<1.8	U	g	2.0	<0.72	U	g
Chloroethane	0.52		1.0	<0.52	U	g	5.0	<2.6	U	g	2.0	<1.0	U	g
Chloroform	0.22		1.00	0.33	B J	k, q	5.0	2.8	J	q	2.0	1.7	J	q
Chloromethane	1.8		10	<1.8	U	g	50	<8.9	U	g	20	<3.6	U	g
2-Chlorotoluene	0.24		1.0	<0.24	U	g	5.0	<1.2	U	g	2.0	<0.49	U	g
4-Chlorotoluene	0.30		1.0	<0.30	U	g	5.0	<1.5	U	g	2.0	<0.60	U	g
Dibromochloromethane	0.45		1.0	<0.45	U	g	5.0	<2.3	U	g	2.0	<0.90	U	g
1,2-Dibromo-3-Chloropropane	2.5		5.0	<2.5	U	g	25	<12	U	g	10	<5.0	U	g
1,2-Dibromoethane	0.81		1.0	<0.81	U	g	5.0	<4.0	U	g	2.0	<1.6	U	g
Dibromomethane	0.42		1.0	<0.42	U	g	5.0	<2.1	U	g	2.0	<0.84	U	g
1,2-Dichlorobenzene	0.24		1.0	<0.24	U	g	5.0	<1.2	U	g	2.0	<0.47	U	g
1,3-Dichlorobenzene	0.38		1.0	<0.38	U	g	5.0	<1.9	U	g	2.0	<0.77	U	g
1,4-Dichlorobenzene	0.30		1.0	<0.30	U	g	5.0	<1.5	U	g	2.0	<0.60	U	g
Dichlorodifluoromethane	0.27		1.0	<0.27	U	g	5.0	<1.3	U	g	2.0	<0.54	U	g
1,1-Dichloroethane	0.53		1.00	0.94	J	q	5	13		g	2.0	3.6		g
1,2-Dichloroethane	0.22		0.5	1.2		g	2	23		g	1.0	6.0		g
1,1-Dichloroethene	0.31		1	40		g	5	250		g	2	170		g
c-1,2-Dichloroethene	0.35		1.00	0.38	J	q	5.0	2.3	J	q	2.0	1.4	J	q
t-1,2-Dichloroethene	0.29		1.0	<0.29	U	g	5.0	<1.5	U	g	2.0	<0.58	U	g
1,2-Dichloropropane	0.28		1.0	<0.28	U	g	5.0	<1.4	U	g	2.0	<0.57	U	g
1,3-Dichloropropane	0.30		1.0	<0.30	U	g	5.0	<1.5	U	g	2.0	<0.61	U	g
2,2-Dichloropropane	0.40		1.0	<0.40	U	g	5.0	<2.0	U	g	2.0	<0.80	U	g
1,1-Dichloropropene	0.21		1.0	<0.21	U	g	5.0	<1.1	U	g	2.0	<0.43	U	g
c-1,3-Dichloropropene	0.45		0.50	<0.45	U	g	2.5	<2.3	U	g	1.0	<0.90	U	g
t-1,3-Dichloropropene	0.31		0.50	<0.31	U	g	2.5	<1.5	U	g	1.0	<0.61	U	g
Ethylbenzene	0.17		1.0	<0.17	U	g	5.0	<0.87	U	g	2.0	<0.35	U	g
2-Hexanone	1.9		10	<1.9	U	g	50	<9.3	U	g	20	<3.7	U	g
Isopropylbenzene	0.24		1.0	<0.24	U	g	5.0	<1.2	U	g	2.0	<0.49	U	g
p-Isopropyltoluene	0.21		1.0	<0.21	U	g	5.0	<1.0	U	g	2.0	<0.42	U	g
Methylene Chloride	2.6		10.0	4.1	B J	a, k, q	50	41	B J	a, k, q	20	15	B J	a, k, q
4-Methyl-2-Pentanone	2.4		10	<2.4	U	g	50	<12	U	g	20	<4.7	U	g
Naphthalene	0.95		10	<0.95	U	g	50	<4.8	U	g	20	<1.9	U	g
n-Propylbenzene	0.30		1.0	<0.30	U	g	5.0	<1.5	U	g	2.0	<0.59	U	g
Styrene	0.29		1.0	<0.29	U	g	5.0	<1.4	U	g	2.0	<0.57	U	g

Project: Beaumont						Table B - 6								
Site: 1						Analytical Data Summary								
Extraction Method: SW5030B						EPA Method SW8260B								
Analytical Method: SW8260B														
Matrix: Water			Environmental Samples											
Units: µg/L														
		Field ID:		MW-22				MW-59D				MW-60A		
		SDG:		06-07-0489				06-07-0489				06-07-0489		
		Batch ID:		060714L02				060713L01				060713L01		
Parameters	MDL		PQL	Result	Validity	Comments	PQL	Result	Validity	Comments	PQL	Result	Validity	Comments
								Dilution 5				Dilution 2		
1,1,1,2-Tetrachloroethane	0.37		1.0	<0.37	U	g	5.0	<1.9	U	g	2.0	<0.74	U	g
1,1,2,2-Tetrachloroethane	0.37		1.0	<0.37	U	g	5.0	<1.8	U	g	2.0	<0.73	U	g
Tetrachloroethene	0.29		1.0	<0.29	U	g	5.0	<1.5	U	g	2.0	<0.59	U	g
Toluene	0.35		1.0	<0.35	U	g	5.0	<1.7	U	g	2.0	<0.69	U	g
1,2,3-Trichlorobenzene	0.39		1.0	<0.39	U	g	5.0	<2.0	U	g	2.0	<0.78	U	g
1,2,4-Trichlorobenzene	0.35		1.0	<0.35	U	g	5.0	<1.7	U	g	2.0	<0.70	U	g
1,1,1-Trichloroethane	0.32		1.00	0.42	J	q	5.0	<1.6	U	g	2.00	0.73	J	q
1,1,2-Trichloroethane	0.54		1.0	<0.54	U	g	5.0	<2.7	U	g	2.0	<1.1	U	g
Trichloroethene	0.30		1	42		g	5	120		g	2	94		g
Trichlorofluoromethane	0.36		10	<0.36	U	g	50	<1.8	U	g	20	<0.72	U	g
1,2,3-Trichloropropane	2.3		5.0	<2.3	U	g	25	<11	U	g	10	<4.5	U	g
1,2,4-Trimethylbenzene	0.26		1.0	<0.26	U	g	5.0	<1.3	U	g	2.0	<0.51	U	g
1,3,5-Trimethylbenzene	0.19		1.0	<0.19	U	g	5.0	<0.94	U	g	2.0	<0.38	U	g
Vinyl Acetate	3.2		10	<3.2	U	g	50	<16	U	g	20	<6.4	U	g
Vinyl Chloride	0.33		0.50	<0.33	U	g	2.5	<1.7	U	g	1.0	<0.67	U	g
p/m-Xylene	0.38		1.0	<0.38	U	g	5.0	<1.9	U	g	2.0	<0.76	U	g
o-Xylene	0.21		1.0	<0.21	U	g	5.0	<1.0	U	g	2.0	<0.42	U	g
Methyl-t-Butyl Ether (MTBE)	0.29		1.0	<0.29	U	g	5.0	<1.5	U	g	2.0	<0.59	U	g
1,1,2-Trichloro-1,2,2-Trifluoroethane	0.54		10	<0.54	U	g	50	<2.7	U	g	20	<1.1	U	g

Project: Beaumont						Table B - 6								
Site: 1						Analytical Data Summary								
Extraction Method: SW5030B						EPA Method SW8260B								
Analytical Method: SW8260B														
Matrix: Water			Environmental Samples											
Units: µg/L														
		Field ID:		EW-13				MW-161B				MW-26		
		SDG:		06-07-0603				06-07-0603				06-07-0603		
		Batch ID:		060715L01				060715L01				060715L01		
Parameters	MDL		PQL	Result	Validity	Comments	PQL	Result	Validity	Comments	PQL	Result	Validity	Comments
				Dilution 50				Dilution 25				Dilution 10		
Acetone	6.1		500	410	J	q	250	<150	U	g	100	<61	U	g
Benzene	0.26		25	<13	U	g	13	<6.4	U	g	5.0	<2.6	U	g
Bromobenzene	0.47		50	<23	U	g	25	<12	U	g	10	<4.7	U	g
Bromochloromethane	0.68		50	<34	U	g	25	<17	U	g	10	<6.8	U	g
Bromodichloromethane	0.27		50	<14	U	g	25	<6.9	U	g	10	<2.7	U	g
Bromoform	0.62		50	<31	U	g	25	<15	U	g	10	<6.2	U	g
Bromomethane	2.9		500	<150	U	g	250	<74	U	g	100	<29	U	g
2-Butanone	4.2		500	<210	U	g	250	<110	U	g	100	<42	U	g
n-Butylbenzene	0.29		50	<15	U	g	25	<7.3	U	g	10	<2.9	U	g
sec-Butylbenzene	0.21		50	<10	U	g	25	<5.2	U	g	10	<2.1	U	g
tert-Butylbenzene	0.17		50	<8.7	U	g	25	<4.3	U	g	10	<1.7	U	g
Carbon Disulfide	1.0		500	<52	U	g	250	<26	U	g	100	<10	U	g
Carbon Tetrachloride	0.42		25	<21	U	g	13	<10	U	g	5.0	<4.2	U	g
Chlorobenzene	0.36		50	<18	U	g	25	<9.0	U	g	10	<3.6	U	g
Chloroethane	0.52		50	<26	U	g	25	<13	U	g	10	<5.2	U	g
Chloroform	0.22		50	11	J	q	25	23	B J	k, q	10.0	6.1	J	q
Chloromethane	1.8		500	<89	U	g	250	<45	U	g	100	<18	U	g
2-Chlorotoluene	0.24		50	<12	U	g	25	<6.1	U	g	10	<2.4	U	g
4-Chlorotoluene	0.30		50	<15	U	g	25	<7.5	U	g	10	<3.0	U	g
Dibromochloromethane	0.45		50	<23	U	g	25	<11	U	g	10	<4.5	U	g
1,2-Dibromo-3-Chloropropane	2.5		250	<120	U	g	130	<62	U	g	50	<25	U	g
1,2-Dibromoethane	0.81		50	<40	U	g	25	<20	U	g	10	<8.1	U	g
Dibromomethane	0.42		50	<21	U	g	25	<11	U	g	10	<4.2	U	g
1,2-Dichlorobenzene	0.24		50	<12	U	g	25	<5.9	U	g	10	<2.4	U	g
1,3-Dichlorobenzene	0.38		50	<19	U	g	25	<9.6	U	g	10	<3.8	U	g
1,4-Dichlorobenzene	0.30		50	<15	U	g	25	<7.5	U	g	10	<3.0	U	g
Dichlorodifluoromethane	0.27		50	<13	U	g	25	<6.7	U	g	10	<2.7	U	g
1,1-Dichloroethane	0.53		50	100		g	25	93		g	10	42		g
1,2-Dichloroethane	0.22		25	210		g	13	39		g	5	45		g
1,1-Dichloroethene	0.31		50	5600		g	25	4300		g	10	1800		g
c-1,2-Dichloroethene	0.35		50	430		g	25	16	J	q	10	14		g
t-1,2-Dichloroethene	0.29		50	<15	U	g	25	<7.3	U	g	10	<2.9	U	g
1,2-Dichloropropane	0.28		50	<14	U	g	25	<7.1	U	g	10	<2.8	U	g
1,3-Dichloropropane	0.30		50	<15	U	g	25	<7.6	U	g	10	<3.0	U	g
2,2-Dichloropropane	0.40		50	<20	U	g	25	<10	U	g	10	<4.0	U	g
1,1-Dichloropropene	0.21		50	<11	U	g	25	<5.4	U	g	10	<2.1	U	g
c-1,3-Dichloropropene	0.45		25	<23	U	g	13	<11	U	g	5.0	<4.5	U	g
t-1,3-Dichloropropene	0.31		25	<15	U	g	13	<7.6	U	g	5.0	<3.1	U	g
Ethylbenzene	0.17		50	<8.7	U	g	25	<4.4	U	g	10	<1.7	U	g
2-Hexanone	1.9		500	<93	U	g	250	<47	U	g	100	<19	U	g
Isopropylbenzene	0.24		50	<12	U	g	25	<6.1	U	g	10	<2.4	U	g
p-Isopropyltoluene	0.21		50	<10	U	g	25	<5.2	U	g	10	<2.1	U	g
Methylene Chloride	2.6		500	<130	U	g	250	72	B J	a, q	100	<26	U	g
4-Methyl-2-Pentanone	2.4		500	<120	U	g	250	<59	U	g	100	<24	U	g
Naphthalene	0.95		500	<48	U	g	250	<24	U	g	100	<9.5	U	g
n-Propylbenzene	0.30		50	<15	U	g	25	<7.4	U	g	10	<3.0	U	g
Styrene	0.29		50	<14	U	g	25	<7.1	U	g	10	<2.9	U	g

Project: Beaumont						Table B - 6								
Site: 1						Analytical Data Summary								
Extraction Method: SW5030B						EPA Method SW8260B								
Analytical Method: SW8260B														
Matrix: Water			Environmental Samples											
Units: µg/L														
		Field ID:		EW-13				MW-161B				MW-26		
		SDG:		06-07-0603				06-07-0603				06-07-0603		
		Batch ID:		060715L01				060715L01				060715L01		
Parameters	MDL		PQL	Result	Validity	Comments	PQL	Result	Validity	Comments	PQL	Result	Validity	Comments
				Dilution 50				Dilution 25				Dilution 10		
1,1,1,2-Tetrachloroethane	0.37		50	<19	U	g	25	<9.3	U	g	10	<3.7	U	g
1,1,2,2-Tetrachloroethane	0.37		50	<18	U	g	25	<9.2	U	g	10	<3.7	U	g
Tetrachloroethene	0.29		50	<15	U	g	25	<7.4	U	g	10	<2.9	U	g
Toluene	0.35		50	<17	U	g	25	<8.7	U	g	10	<3.5	U	g
1,2,3-Trichlorobenzene	0.39		50	<20	U	g	25	<9.8	U	g	10	<3.9	U	g
1,2,4-Trichlorobenzene	0.35		50	<17	U	g	25	<8.7	U	g	10	<3.5	U	g
1,1,1-Trichloroethane	0.32		50	<16	U	g	25	10	J	q	10.0	4.5	J	q
1,1,2-Trichloroethane	0.54		50	38	J	q	25	<14	U	g	10.0	8.4	J	q
Trichloroethene	0.30		50	770		g	25	560	B	k	10	740		g
Trichlorofluoromethane	0.36		500	<18	U	g	250	<9.0	U	g	100	<3.6	U	g
1,2,3-Trichloropropane	2.3		250	<110	U	g	130	<56	U	g	50	<23	U	g
1,2,4-Trimethylbenzene	0.26		50	<13	U	g	25	<6.4	U	g	10	<2.6	U	g
1,3,5-Trimethylbenzene	0.19		50	<9.4	U	g	25	<4.7	U	g	10	<1.9	U	g
Vinyl Acetate	3.2		500	<160	U	g	250	<81	U	g	100	<32	U	g
Vinyl Chloride	0.33		25	<17	U	g	13	<8.3	U	g	5.0	<3.3	U	g
p/m-Xylene	0.38		50	<19	U	g	25	<9.5	U	g	10	<3.8	U	g
o-Xylene	0.21		50	<10	U	g	25	<5.2	U	g	10	<2.1	U	g
Methyl-t-Butyl Ether (MTBE)	0.29		50	<15	U	g	25	<7.3	U	g	10.0	3.7	J	q
1,1,2-Trichloro-1,2,2-Trifluoroethane	0.54		500	<27	U	g	250	<13	U	g	100	<5.4	U	g

Project: Beaumont						Table B - 6							
Site: 1						Analytical Data Summary							
Extraction Method: SW5030B						EPA Method SW8260B							
Analytical Method: SW8260B													
Matrix: Water			Environmental Samples										
Units: µg/L													
		Field ID:		MW-28				MW-61B					
		SDG:		06-07-0603				06-07-0603					
		Batch ID:		060715L01				060715L01					
Parameters	MDL		PQL	Result	Validity	Comments	PQL	Result	Validity	Comments			
								Dilution 25					
Acetone	6.1		10	<6.1	U	g	250	<150	U	g			
Benzene	0.26		0.50	<0.26	U	g	13	<6.4	U	g			
Bromobenzene	0.47		1.0	<0.47	U	g	25	<12	U	g			
Bromochloromethane	0.68		1.0	<0.68	U	g	25	<17	U	g			
Bromodichloromethane	0.27		1.0	<0.27	U	g	25	<6.9	U	g			
Bromoform	0.62		1.0	<0.62	U	g	25	<15	U	g			
Bromomethane	2.9		10	<2.9	U	g	250	<74	U	g			
2-Butanone	4.2		10	<4.2	U	g	250	<110	U	g			
n-Butylbenzene	0.29		1.0	<0.29	U	g	25	<7.3	U	g			
sec-Butylbenzene	0.21		1.0	<0.21	U	g	25	<5.2	U	g			
tert-Butylbenzene	0.17		1.0	<0.17	U	g	25	<4.3	U	g			
Carbon Disulfide	1.0		10	<1.0	U	g	250	<26	U	g			
Carbon Tetrachloride	0.42		0.50	<0.42	U	g	13	<10	U	g			
Chlorobenzene	0.36		1.0	<0.36	U	g	25	<9.0	U	g			
Chloroethane	0.52		1.0	<0.52	U	g	25	<13	U	g			
Chloroform	0.22		1.0	<0.22	U	g	25	20	J	q			
Chloromethane	1.8		10	<1.8	U	g	250	<45	U	g			
2-Chlorotoluene	0.24		1.0	<0.24	U	g	25	<6.1	U	g			
4-Chlorotoluene	0.30		1.0	<0.30	U	g	25	<7.5	U	g			
Dibromochloromethane	0.45		1.0	<0.45	U	g	25	<11	U	g			
1,2-Dibromo-3-Chloropropane	2.5		5.0	<2.5	U	g	130	<62	U	g			
1,2-Dibromoethane	0.81		1.0	<0.81	U	g	25	<20	U	g			
Dibromomethane	0.42		1.0	<0.42	U	g	25	<11	U	g			
1,2-Dichlorobenzene	0.24		1.0	<0.24	U	g	25	<5.9	U	g			
1,3-Dichlorobenzene	0.38		1.0	<0.38	U	g	25	<9.6	U	g			
1,4-Dichlorobenzene	0.30		1.0	<0.30	U	g	25	<7.5	U	g			
Dichlorodifluoromethane	0.27		1.0	<0.27	U	g	25	<6.7	U	g			
1,1-Dichloroethane	0.53		1.00	0.56	J	q	25	96		g			
1,2-Dichloroethane	0.22		0.50	0.39	J	q	13	42		g			
1,1-Dichloroethene	0.31		1	11	B	k	25	4300		g			
c-1,2-Dichloroethene	0.35		1.0	<0.35	U	g	25	18	J	q			
t-1,2-Dichloroethene	0.29		1.0	<0.29	U	g	25	<7.3	U	g			
1,2-Dichloropropane	0.28		1.0	<0.28	U	g	25	<7.1	U	g			
1,3-Dichloropropane	0.30		1.0	<0.30	U	g	25	<7.6	U	g			
2,2-Dichloropropane	0.40		1.0	<0.40	U	g	25	<10	U	g			
1,1-Dichloropropene	0.21		1.0	<0.21	U	g	25	<5.4	U	g			
c-1,3-Dichloropropene	0.45		0.50	<0.45	U	g	13	<11	U	g			
t-1,3-Dichloropropene	0.31		0.50	<0.31	U	g	13	<7.6	U	g			
Ethylbenzene	0.17		1.0	<0.17	U	g	25	<4.4	U	g			
2-Hexanone	1.9		10	<1.9	U	g	250	<47	U	g			
Isopropylbenzene	0.24		1.0	<0.24	U	g	25	<6.1	U	g			
p-Isopropyltoluene	0.21		1.0	<0.21	U	g	25	<5.2	U	g			
Methylene Chloride	2.6		10	<2.6	U	g	250	69	B J	a, q			
4-Methyl-2-Pentanone	2.4		10	<2.4	U	g	250	<59	U	g			
Naphthalene	0.95		10	<0.95	U	g	250	<24	U	g			
n-Propylbenzene	0.30		1.0	<0.30	U	g	25	<7.4	U	g			
Styrene	0.29		1.0	<0.29	U	g	25	<7.1	U	g			

Project: Beaumont						Table B - 6							
Site: 1						Analytical Data Summary							
Extraction Method: SW5030B						EPA Method SW8260B							
Analytical Method: SW8260B													
Matrix: Water			Environmental Samples										
Units: µg/L													
		Field ID:		MW-28				MW-61B					
		SDG:		06-07-0603				06-07-0603					
		Batch ID:		060715L01				060715L01					
Parameters	MDL		PQL	Result	Validity	Comments	PQL	Result	Validity	Comments			
								Dilution 25					
1,1,1,2-Tetrachloroethane	0.37		1.0	<0.37	U	g	25	<9.3	U	g			
1,1,2,2-Tetrachloroethane	0.37		1.0	<0.37	U	g	25	<9.2	U	g			
Tetrachloroethene	0.29		1.0	<0.29	U	g	25	<7.4	U	g			
Toluene	0.35		1.0	<0.35	U	g	25	<8.7	U	g			
1,2,3-Trichlorobenzene	0.39		1.0	<0.39	U	g	25	<9.8	U	g			
1,2,4-Trichlorobenzene	0.35		1.0	<0.35	U	g	25	<8.7	U	g			
1,1,1-Trichloroethane	0.32		1.0	<0.32	U	g	25	10	J	g			
1,1,2-Trichloroethane	0.54		1.0	<0.54	U	g	25	<14	U	g			
Trichloroethene	0.30		1	14	B	k	25	540		g			
Trichlorofluoromethane	0.36		10	<0.36	U	g	250	<9.0	U	g			
1,2,3-Trichloropropane	2.3		5.0	<2.3	U	g	130	<56	U	g			
1,2,4-Trimethylbenzene	0.26		1.0	<0.26	U	g	25	<6.4	U	g			
1,3,5-Trimethylbenzene	0.19		1.0	<0.19	U	g	25	<4.7	U	g			
Vinyl Acetate	3.2		10	<3.2	U	g	250	<81	U	g			
Vinyl Chloride	0.33		0.50	<0.33	U	g	13	<8.3	U	g			
p/m-Xylene	0.38		1.0	<0.38	U	g	25	<9.5	U	g			
o-Xylene	0.21		1.0	<0.21	U	g	25	<5.2	U	g			
Methyl-t-Butyl Ether (MTBE)	0.29		1.0	<0.29	U	g	25	<7.3	U	g			
1,1,2-Trichloro-1,2,2-Trifluoroethane	0.54		10	<0.54	U	g	250	<13	U	g			

Project: Beaumont						Table B - 6							
Site: 1						Analytical Data Summary							
Extraction Method: SW5030B						EPA Method SW8260B							
Analytical Method: SW8260B													
Matrix: Water			Environmental Samples										
Units: µg/L													
		Field ID:		MW-61A									
		SDG:		06-07-0792									
		Batch ID:		060718L01									
Parameters	MDL		PQL	Result	Validity	Comments							
Acetone	6.1		10	29	B	k							
Benzene	0.26		0.50	0.29	J	q							
Bromobenzene	0.47		1.0	<0.47	U	g							
Bromochloromethane	0.68		1.0	<0.68	U	g							
Bromodichloromethane	0.27		1.0	<0.27	U	g							
Bromoform	0.62		1.0	<0.62	U	g							
Bromomethane	2.9		10	<2.9	U	g							
2-Butanone	4.2		10	<4.2	U	g							
n-Butylbenzene	0.29		1.0	<0.29	U	g							
sec-Butylbenzene	0.21		1.0	<0.21	U	g							
tert-Butylbenzene	0.17		1.0	<0.17	U	g							
Carbon Disulfide	1.0		10	<1.0	U	g							
Carbon Tetrachloride	0.42		0.50	<0.42	U	g							
Chlorobenzene	0.36		1.0	<0.36	U	g							
Chloroethane	0.52		1.0	<0.52	U	g							
Chloroform	0.22		1.0	3.0		g							
Chloromethane	1.8		10	<1.8	U	g							
2-Chlorotoluene	0.24		1.0	<0.24	U	g							
4-Chlorotoluene	0.30		1.0	<0.30	U	g							
Dibromochloromethane	0.45		1.0	<0.45	U	g							
1,2-Dibromo-3-Chloropropane	2.5		5.0	<2.5	U	g							
1,2-Dibromoethane	0.81		1.0	<0.81	U	g							
Dibromomethane	0.42		1.0	<0.42	U	g							
1,2-Dichlorobenzene	0.24		1.0	<0.24	U	g							
1,3-Dichlorobenzene	0.38		1.0	<0.38	U	g							
1,4-Dichlorobenzene	0.30		1.0	<0.30	U	g							
Dichlorodifluoromethane	0.27		1.0	<0.27	U	g							
1,1-Dichloroethane	0.53		1.0	7.5		g							
1,2-Dichloroethane	0.22		0.5	4.9		g							
1,1-Dichloroethene	0.31		5	320 *		g							
c-1,2-Dichloroethene	0.35		1.0	2.4		g							
t-1,2-Dichloroethene	0.29		1.0	<0.29	U	g							
1,2-Dichloropropane	0.28		1.0	<0.28	U	g							
1,3-Dichloropropane	0.30		1.0	<0.30	U	g							
2,2-Dichloropropane	0.40		1.0	<0.40	U	g							
1,1-Dichloropropene	0.21		1.0	<0.21	U	g							
c-1,3-Dichloropropene	0.45		0.50	<0.45	U	g							
t-1,3-Dichloropropene	0.31		0.50	<0.31	U	g							
Ethylbenzene	0.17		1.0	<0.17	U	g							
2-Hexanone	1.9		10	<1.9	U	g							
Isopropylbenzene	0.24		1.0	<0.24	U	g							
p-Isopropyltoluene	0.21		1.0	<0.21	U	g							
Methylene Chloride	2.6		10.0	7.1	B J	a, k, q							
4-Methyl-2-Pentanone	2.4		10	<2.4	U	g							
Naphthalene	0.95		10	<0.95	U	g							
n-Propylbenzene	0.30		1.0	<0.30	U	g							
Styrene	0.29		1.0	<0.29	U	g							
* Sample diluted at a factor of 5													

Project: Beaumont						Table B - 6							
Site: 1						Analytical Data Summary							
Extraction Method: SW5030B						EPA Method SW8260B							
Analytical Method: SW8260B													
Matrix: Water			Environmental Samples										
Units: µg/L													
		Field ID:		MW-61A									
		SDG:		06-07-0792									
		Batch ID:		060718L01									
Parameters	MDL		PQL	Result	Validity	Comments							
1,1,1,2-Tetrachloroethane	0.37		1.0	<0.37	U	g							
1,1,2,2-Tetrachloroethane	0.37		1.0	<0.37	U	g							
Tetrachloroethene	0.29		1.0	<0.29	U	g							
Toluene	0.35		1.0	1.6		g							
1,2,3-Trichlorobenzene	0.39		1.0	<0.39	U	g							
1,2,4-Trichlorobenzene	0.35		1.0	<0.35	U	g							
1,1,1-Trichloroethane	0.32		1.00	0.69	J	q							
1,1,2-Trichloroethane	0.54		1.00	0.80	J	q							
Trichloroethene	0.30		1	71		g							
Trichlorofluoromethane	0.36		10	<0.36	U	g							
1,2,3-Trichloropropane	2.3		5.0	<2.3	U	g							
1,2,4-Trimethylbenzene	0.26		1.0	<0.26	U	g							
1,3,5-Trimethylbenzene	0.19		1.0	<0.19	U	g							
Vinyl Acetate	3.2		10	<3.2	U	g							
Vinyl Chloride	0.33		0.50	<0.33	U	g							
p/m-Xylene	0.38		1.0	<0.38	U	g							
o-Xylene	0.21		1.0	<0.21	U	g							
Methyl-t-Butyl Ether (MTBE)	0.29		1.0	<0.29	U	g							
1,1,2-Trichloro-1,2,2-Trifluoroethane	0.54		10	<0.54	U	g							

Project: Beaumont							Table B - 7							
Site: 1							Analytical Data Summary							
Extraction Method: SW3520B							EPA Method SW8270C							
Analytical Method: SW8270C														
Matrix: Water														
Units: µg/L														
			Environmental Samples											
		Field ID:		MW-32				MW-132				MW-60B		
		SDG:		06-06-1803				06-06-1803				06-06-1803		
		Batch ID:		060705L06				060705L06				060705L06		
Parameters	MDL		PQL	Result	Validity	Comments	PQL	Result	Validity	Comments	PQL	Result	Validity	Comments
1,2,4-Trichlorobenzene	1.3		10	<1.3	U	g	10	<1.3	U	g	10	<1.3	U	g
1,2-Dichlorobenzene	1.1		10	<1.1	U	g	10	<1.1	U	g	10	<1.1	U	g
1,3-Dichlorobenzene	1.2		10	<1.2	U	g	10	<1.2	U	g	10	<1.2	U	g
1,4-Dichlorobenzene	1.1		10	<1.1	U	g	10	<1.1	U	g	10	<1.1	U	g
1-Methylnaphthalene	1.4		10	<1.4	U	g	10	<1.4	U	g	10	<1.4	U	g
2,4,5-Trichlorophenol	0.97		10	<0.97	U	g	10	<0.97	U	g	10	<0.97	U	g
2,4,6-Trichlorophenol	1.2		10	<1.2	U	g	10	<1.2	U	g	10	<1.2	U	g
2,4-Dichlorophenol	1.1		10	<1.1	U	g	10	<1.1	U	g	10	<1.1	U	g
2,4-Dimethylphenol	1.2		10	<1.2	U	g	10	<1.2	U	g	10	<1.2	U	g
2,4-Dinitrophenol	2.6		50	<2.6	U	g	50	<2.6	U	g	50	<2.6	U	g
2,4-Dinitrotoluene	1.0		10	<1.0	U	g	10	<1.0	U	g	10	<1.0	U	g
2,6-Dinitrotoluene	1.1		10	<1.1	U	g	10	<1.1	U	g	10	<1.1	U	g
2-Chloronaphthalene	1.3		10	<1.3	U	g	10	<1.3	U	g	10	<1.3	U	g
2-Chlorophenol	1.0		10	<1.0	U	g	10	<1.0	U	g	10	<1.0	U	g
2-Methylnaphthalene	1.2		10	<1.2	U	g	10	<1.2	U	g	10	<1.2	U	g
2-Methylphenol (o-Cresol)	1.1		10	<1.1	U	g	10	<1.1	U	g	10	<1.1	U	g
2-Nitroaniline	1.0		10	<1.0	U	g	10	<1.0	U	g	10	<1.0	U	g
2-Nitrophenol	1.2		10	<1.2	U	g	10	<1.2	U	g	10	<1.2	U	g
3,3'-Dichlorobenzidine	1.3		25	<1.3	U	g	25	<1.3	U	g	25	<1.3	U	g
3-Nitroaniline	1.2		10	<1.2	U	g	10	<1.2	U	g	10	<1.2	U	g
4,6-Dinitro-2-methylphenol	3.4		50	<3.4	U	g	50	<3.4	U	g	50	<3.4	U	g
4-Bromophenyl phenyl ether	1.2		10	<1.2	U	g	10	<1.2	U	g	10	<1.2	U	g
4-Chloro-3-methylphenol	1.2		10	<1.2	U	g	10	<1.2	U	g	10	<1.2	U	g
4-Chloroaniline	1.3		10	<1.3	U	g	10	<1.3	U	g	10	<1.3	U	g
4-Chlorophenyl phenyl ether	1.2		10	<1.2	U	g	10	<1.2	U	g	10	<1.2	U	g
4-Nitroaniline	2.4		10	<2.4	U	g	10	<2.4	U	g	10	<2.4	U	g
4-Nitrophenol	0.86		10	<0.86	U	g	10	<0.86	U	g	10	<0.86	U	g
7,12-Dimethylbenz[a]anthracene	1.0		10	<1.0	U	g	10	<1.0	U	g	10	<1.0	U	g
Acenaphthene	1.4		10	<1.4	U	g	10	<1.4	U	g	10	<1.4	U	g
Acenaphthylene	1.4		10	<1.4	U	g	10	<1.4	U	g	10	<1.4	U	g
Aniline	1.2		10	<1.2	U	g	10	<1.2	U	g	10	<1.2	U	g
Anthracene	1.5		10	<1.5	U	g	10	<1.5	U	g	10	<1.5	U	g
Azobenzene	1.7		10	<1.7	U	g	10	<1.7	U	g	10	<1.7	U	g
Benzidine	0.62		50	<0.62	U	g	50	<0.62	U	g	50	<0.62	U	g
Benzo(a)pyrene	0.88		10	<0.88	U	g	10	<0.88	U	g	10	<0.88	U	g
Benzo(b)fluoranthene	1.2		10	<1.2	U	g	10	<1.2	U	g	10	<1.2	U	g
Benzo(g,h,i)perylene	0.71		10	<0.71	U	g	10	<0.71	U	g	10	<0.71	U	g
Benzo(k)fluoranthene	1.7		10	<1.7	U	g	10	<1.7	U	g	10	<1.7	U	g

Project: Beaumont						Table B - 7								
Site: 1						Analytical Data Summary								
Extraction Method: SW3520B						EPA Method SW8270C								
Analytical Method: SW8270C														
Matrix: Water														
Units: µg/L														
			Environmental Samples											
		Field ID:		MW-32				MW-132				MW-60B		
		SDG:		06-06-1803				06-06-1803				06-06-1803		
		Batch ID:		060705L06				060705L06				060705L06		
Parameters	MDL		PQL	Result	Validity	Comments	PQL	Result	Validity	Comments	PQL	Result	Validity	Comments
Benzo(a)anthracene	1.1		10	<1.1	U	g	10	<1.1	U	g	10	<1.1	U	g
Benzoic acid	0.43		50	<0.43	U	g	50	<0.43	U	g	50	<0.43	U	g
Benzyl alcohol	1.0		10	<1.0	U	g	10	<1.0	U	g	10	<1.0	U	g
bis(2-Chloroethoxy) methane	1.2		10	<1.2	U	g	10	<1.2	U	g	10	<1.2	U	g
bis(2-Chloroethyl) ether	1.0		25	<1.0	U	g	25	<1.0	U	g	25	<1.0	U	g
bis(2-Chloroisopropyl) ether	1.5		10	<1.5	U	g	10	<1.5	U	g	10	<1.5	U	g
bis(2-Ethylhexyl) phthalate	1.0		10	<1.0	U	g	10	<1.0	U	g	10	<1.0	U	g
Butyl benzyl phthalate	1.0		10	<1.0	U	g	10	<1.0	U	g	10	<1.0	U	g
Chrysene	1.3		10	<1.3	U	g	10	<1.3	U	g	10	<1.3	U	g
Dibenz(a,h) anthracene	0.82		10	<0.82	U	g	10	<0.82	U	g	10	<0.82	U	g
Dibenzofuran	1.4		10	<1.4	U	g	10	<1.4	U	g	10	<1.4	U	g
Diethyl phthalate	1.4		10	<1.4	U	g	10	<1.4	U	g	10	<1.4	U	g
Dimethyl phthalate	1.3		10	<1.3	U	g	10	<1.3	U	g	10	<1.3	U	g
Di-n-butylphthalate	1.5		10	<1.5	U	g	10	<1.5	U	g	10	<1.5	U	g
Di-n-octylphthalate	1.0		10	<1.0	U	g	10	<1.0	U	g	10	<1.0	U	g
Fluoranthene	1.5		10	<1.5	U	g	10	<1.5	U	g	10	<1.5	U	g
Fluorene	1.4		10	<1.4	U	g	10	<1.4	U	g	10	<1.4	U	g
Hexachlorobenzene	1.2		10	<1.2	U	g	10	<1.2	U	g	10	<1.2	U	g
Hexachlorobutadiene	1.2		10	<1.2	U	g	10	<1.2	U	g	10	<1.2	U	g
Hexachlorocyclopentadiene	0.44		25	<0.44	U	g	25	<0.44	U	g	25	<0.44	U	g
Hexachloroethane	0.98		10	<0.98	U	g	10	<0.98	U	g	10	<0.98	U	g
Indeno(1,2,3-c,d)pyrene	0.83		10	<0.83	U	g	10	<0.83	U	g	10	<0.83	U	g
Isophorone	1.2		10	<1.2	U	g	10	<1.2	U	g	10	<1.2	U	g
Naphthalene	1.4		10	<1.4	U	g	10	<1.4	U	g	10	<1.4	U	g
Nitrobenzene	1.3		25	<1.3	U	g	25	<1.3	U	g	25	<1.3	U	g
N-Nitrosodi-n-propylamine	1.3		10	<1.3	U	g	10	<1.3	U	g	10	<1.3	U	g
N-Nitrosodiphenylamine	1.4		10	<1.4	U	g	10	<1.4	U	g	10	<1.4	U	g
N-Nitrosodimethylamine	1.1		10	<1.1	U	g	10	<1.1	U	g	10	<1.1	U	g
Pentachlorophenol	0.75		10	<0.75	U	g	10	<0.75	U	g	10	<0.75	U	g
Phenanthrene	1.5		10	<1.5	U	g	10	<1.5	U	g	10	<1.5	U	g
Phenol	1.2		10	<1.2	U	g	10	<1.2	U	g	10	<1.2	U	g
Pyrene	1.4		10	<1.4	U	g	10	<1.4	U	g	10	<1.4	U	g
Pyridine	1.4		10	<1.4	U	g	10	<1.4	U	g	10	<1.4	U	g

Project: Beaumont				Table B - 7										
Site: 1				Analytical Data Summary										
Extraction Method: SW3520B				EPA Method SW8270C										
Analytical Method: SW8270C														
Matrix: Water														
Units: µg/L														
			Environmental Samples											
		Field ID:		MW-02				MW-102						
		SDG:		06-07-0056				06-07-0056						
		Batch ID:		060705L06				060705L06						
Parameters	MDL		PQL	Result	Validity	Comments	PQL	Result	Validity	Comments				
1,2,4-Trichlorobenzene	1.3		10	<1.3	U	g	10	<1.3	U	g				
1,2-Dichlorobenzene	1.1		10	<1.1	U	g	10	<1.1	U	g				
1,3-Dichlorobenzene	1.2		10	<1.2	U	g	10	<1.2	U	g				
1,4-Dichlorobenzene	1.1		10	<1.1	U	g	10	<1.1	U	g				
1-Methylnaphthalene	1.4		10	<1.4	U	g	10	<1.4	U	g				
2,4,5-Trichlorophenol	0.97		10	<0.97	U	g	10	<0.97	U	g				
2,4,6-Trichlorophenol	1.2		10	<1.2	U	g	10	<1.2	U	g				
2,4-Dichlorophenol	1.1		10	<1.1	U	g	10	<1.1	U	g				
2,4-Dimethylphenol	1.2		10	<1.2	U	g	10	<1.2	U	g				
2,4-Dinitrophenol	2.6		50	<2.6	U	g	50	<2.6	U	g				
2,4-Dinitrotoluene	1.0		10	<1.0	U	g	10	<1.0	U	g				
2,6-Dinitrotoluene	1.1		10	<1.1	U	g	10	<1.1	U	g				
2-Chloronaphthalene	1.3		10	<1.3	U	g	10	<1.3	U	g				
2-Chlorophenol	1.0		10	<1.0	U	g	10	<1.0	U	g				
2-Methylnaphthalene	1.2		10	<1.2	U	g	10	<1.2	U	g				
2-Methylphenol (o-Cresol)	1.1		10	<1.1	U	g	10	<1.1	U	g				
2-Nitroaniline	1.0		10	<1.0	U	g	10	<1.0	U	g				
2-Nitrophenol	1.2		10	<1.2	U	g	10	<1.2	U	g				
3,3'-Dichlorobenzidine	1.3		25	<1.3	U	g	25	<1.3	U	g				
3-Nitroaniline	1.2		10	<1.2	U	g	10	<1.2	U	g				
4,6-Dinitro-2-methylphenol	3.4		50	<3.4	U	g	50	<3.4	U	g				
4-Bromophenyl phenyl ether	1.2		10	<1.2	U	g	10	<1.2	U	g				
4-Chloro-3-methylphenol	1.2		10	<1.2	U	g	10	<1.2	U	g				
4-Chloroaniline	1.3		10	<1.3	U	g	10	<1.3	U	g				
4-Chlorophenyl phenyl ether	1.2		10	<1.2	U	g	10	<1.2	U	g				
4-Nitroaniline	2.4		10	<2.4	U	g	10	<2.4	U	g				
4-Nitrophenol	0.86		10	<0.86	U	g	10	<0.86	U	g				
7,12-Dimethylbenz[a]anthracene	1.0		10	<1.0	U	g	10	<1.0	U	g				
Acenaphthene	1.4		10	<1.4	U	g	10	<1.4	U	g				
Acenaphthylene	1.4		10	<1.4	U	g	10	<1.4	U	g				
Aniline	1.2		10	<1.2	U	g	10	<1.2	U	g				
Anthracene	1.5		10	<1.5	U	g	10	<1.5	U	g				
Azobenzene	1.7		10	<1.7	U	g	10	<1.7	U	g				
Benzidine	0.62		50	<0.62	U	g	50	<0.62	U	g				
Benzo(a)pyrene	0.88		10	<0.88	U	g	10	<0.88	U	g				
Benzo(b)fluoranthene	1.2		10	<1.2	U	g	10	<1.2	U	g				
Benzo(g,h,i)perylene	0.71		10	<0.71	U	g	10	<0.71	U	g				
Benzo(k)fluoranthene	1.7		10	<1.7	U	g	10	<1.7	U	g				

Project: Beaumont						Table B - 7								
Site: 1						Analytical Data Summary								
Extraction Method: SW3520B						EPA Method SW8270C								
Analytical Method: SW8270C														
Matrix: Water														
Units: µg/L														
			Environmental Samples											
		Field ID:		MW-02				MW-102						
		SDG:		06-07-0056				06-07-0056						
		Batch ID:		060705L06				060705L06						
Parameters	MDL		PQL	Result	Validity	Comments	PQL	Result	Validity	Comments				
Benzo(a)anthracene	1.1		10	<1.1	U	g	10	<1.1	U	g				
Benzoic acid	0.43		50	<0.43	U	g	50	<0.43	U	g				
Benzyl alcohol	1.0		10	<1.0	U	g	10	<1.0	U	g				
bis(2-Chloroethoxy) methane	1.2		10	<1.2	U	g	10	<1.2	U	g				
bis(2-Chloroethyl) ether	1.0		25	<1.0	U	g	25	<1.0	U	g				
bis(2-Chloroisopropyl) ether	1.5		10	<1.5	U	g	10	<1.5	U	g				
bis(2-Ethylhexyl) phthalate	1.0		10	<1.0	U	g	10	<1.0	U	g				
Butyl benzyl phthalate	1.0		10	<1.0	U	g	10	<1.0	U	g				
Chrysene	1.3		10	<1.3	U	g	10	<1.3	U	g				
Dibenz(a,h) anthracene	0.82		10	<0.82	U	g	10	<0.82	U	g				
Dibenzofuran	1.4		10	<1.4	U	g	10	<1.4	U	g				
Diethyl phthalate	1.4		10	<1.4	U	g	10	<1.4	U	g				
Dimethyl phthalate	1.3		10	<1.3	U	g	10	<1.3	U	g				
Di-n-butylphthalate	1.5		10	<1.5	U	g	10	<1.5	U	g				
Di-n-octylphthalate	1.0		10	<1.0	U	g	10	<1.0	U	g				
Fluoranthene	1.5		10	<1.5	U	g	10	<1.5	U	g				
Fluorene	1.4		10	<1.4	U	g	10	<1.4	U	g				
Hexachlorobenzene	1.2		10	<1.2	U	g	10	<1.2	U	g				
Hexachlorobutadiene	1.2		10	<1.2	U	g	10	<1.2	U	g				
Hexachlorocyclopentadiene	0.44		25	<0.44	U	g	25	<0.44	U	g				
Hexachloroethane	0.98		10	<0.98	U	g	10	<0.98	U	g				
Indeno(1,2,3-c,d)pyrene	0.83		10	<0.83	U	g	10	<0.83	U	g				
Isophorone	1.2		10	<1.2	U	g	10	<1.2	U	g				
Naphthalene	1.4		10	<1.4	U	g	10	<1.4	U	g				
Nitrobenzene	1.3		25	<1.3	U	g	25	<1.3	U	g				
N-Nitrosodi-n-propylamine	1.3		10	<1.3	U	g	10	<1.3	U	g				
N-Nitrosodiphenylamine	1.4		10	<1.4	U	g	10	<1.4	U	g				
N-Nitrosodimethylamine	1.1		10	<1.1	U	g	10	<1.1	U	g				
Pentachlorophenol	0.75		10	<0.75	U	g	10	<0.75	U	g				
Phenanthrene	1.5		10	<1.5	U	g	10	<1.5	U	g				
Phenol	1.2		10	<1.2	U	g	10	<1.2	U	g				
Pyrene	1.4		10	<1.4	U	g	10	<1.4	U	g				
Pyridine	1.4		10	<1.4	U	g	10	<1.4	U	g				

Project: Beaumont						Table B - 7					
Site: 1						Analytical Data Summary					
Extraction Method: SW3520B						EPA Method SW8270C					
Analytical Method: SW8270C											
Matrix: Water											
Units: µg/L											
			Environmental Samples								
		Field ID:		MW-57D				MW-66			
		SDG:		06-07-0361				06-07-0361			
		Batch ID:		060711L11				060711L11			
Parameters	MDL		PQL	Result	Validity	Comments	PQL	Result	Validity	Comments	
1,2,4-Trichlorobenzene	1.3		10	<1.3	U	g	10	<1.3	U	g	
1,2-Dichlorobenzene	1.1		10	<1.1	U	g	10	<1.1	U	g	
1,3-Dichlorobenzene	1.2		10	<1.2	U	g	10	<1.2	U	g	
1,4-Dichlorobenzene	1.1		10	<1.1	U	g	10	<1.1	U	g	
1-Methylnaphthalene	1.4		10	<1.4	U	g	10	<1.4	U	g	
2,4,5-Trichlorophenol	0.97		10	<0.97	U	g	10	<0.97	U	g	
2,4,6-Trichlorophenol	1.2		10	<1.2	U	g	10	<1.2	U	g	
2,4-Dichlorophenol	1.1		10	<1.1	U	g	10	<1.1	U	g	
2,4-Dimethylphenol	1.2		10	<1.2	U	g	10	<1.2	U	g	
2,4-Dinitrophenol	2.6		50	<2.6	U	g	50	<2.6	U	g	
2,4-Dinitrotoluene	1.0		10	<1.0	U	g	10	<1.0	U	g	
2,6-Dinitrotoluene	1.1		10	<1.1	U	g	10	<1.1	U	g	
2-Chloronaphthalene	1.3		10	<1.3	U	g	10	<1.3	U	g	
2-Chlorophenol	1.0		10	<1.0	U	g	10	<1.0	U	g	
2-Methylnaphthalene	1.2		10	<1.2	U	g	10	<1.2	U	g	
2-Methylphenol (o-Cresol)	1.1		10	<1.1	U	g	10	<1.1	U	g	
2-Nitroaniline	1.0		10	<1.0	U	g	10	<1.0	U	g	
2-Nitrophenol	1.2		10	<1.2	U	g	10	<1.2	U	g	
3,3'-Dichlorobenzidine	1.3		25	<1.3	U	g	25	<1.3	U	g	
3-Nitroaniline	1.2		10	<1.2	U	g	10	<1.2	U	g	
4,6-Dinitro-2-methylphenol	3.4		50	<3.4	U	g	50	<3.4	U	g	
4-Bromophenyl phenyl ether	1.2		10	<1.2	U	g	10	<1.2	U	g	
4-Chloro-3-methylphenol	1.2		10	<1.2	U	g	10	<1.2	U	g	
4-Chloroaniline	1.3		10	<1.3	U	g	10	<1.3	U	g	
4-Chlorophenyl phenyl ether	1.2		10	<1.2	U	g	10	<1.2	U	g	
4-Nitroaniline	2.4		10	<2.4	U	g	10	<2.4	U	g	
4-Nitrophenol	0.86		10	<0.86	U	g	10	<0.86	U	g	
7,12-Dimethylbenz[a]anthracene	1.0		10	<1.0	U	g	10	<1.0	U	g	
Acenaphthene	1.4		10	<1.4	U	g	10	<1.4	U	g	
Acenaphthylene	1.4		10	<1.4	U	g	10	<1.4	U	g	
Aniline	1.2		10	<1.2	U	g	10	<1.2	U	g	
Anthracene	1.5		10	<1.5	U	g	10	<1.5	U	g	
Azobenzene	1.7		10	<1.7	U	g	10	<1.7	U	g	
Benzidine	0.62		50	<0.62	U	g	50	<0.62	U	g	
Benzo(a)pyrene	0.88		10	<0.88	U	g	10	<0.88	U	g	
Benzo(b)fluoranthene	1.2		10	<1.2	U	g	10	<1.2	U	g	
Benzo(g,h,i)perylene	0.71		10	<0.71	U	g	10	<0.71	U	g	
Benzo(k)fluoranthene	1.7		10	<1.7	U	g	10	<1.7	U	g	

Project: Beaumont						Table B - 7							
Site: 1						Analytical Data Summary							
Extraction Method: SW3520B						EPA Method SW8270C							
Analytical Method: SW8270C													
Matrix: Water													
Units: µg/L													
			Environmental Samples										
		Field ID:		MW-57D				MW-66					
		SDG:		06-07-0361				06-07-0361					
		Batch ID:		060711L11				060711L11					
Parameters	MDL		PQL	Result	Validity	Comments	PQL	Result	Validity	Comments			
Benzo(a)anthracene	1.1		10	<1.1	U	g	10	<1.1	U	g			
Benzoic acid	0.43		50	<0.43	U	g	50	<0.43	U	g			
Benzyl alcohol	1.0		10	<1.0	U	g	10	<1.0	U	g			
bis(2-Chloroethoxy) methane	1.2		10	<1.2	U	g	10	<1.2	U	g			
bis(2-Chloroethyl) ether	1.0		25	<1.0	U	g	25	<1.0	U	g			
bis(2-Chloroisopropyl) ether	1.5		10	<1.5	U	g	10	<1.5	U	g			
bis(2-Ethylhexyl) phthalate	1.0		10	<1.0	U	g	10	<1.0	U	g			
Butyl benzyl phthalate	1.0		10	<1.0	U	g	10	<1.0	U	g			
Chrysene	1.3		10	<1.3	U	g	10	<1.3	U	g			
Dibenz(a,h) anthracene	0.82		10	<0.82	U	g	10	<0.82	U	g			
Dibenzofuran	1.4		10	<1.4	U	g	10	<1.4	U	g			
Diethyl phthalate	1.4		10	<1.4	U	g	10	<1.4	U	g			
Dimethyl phthalate	1.3		10	<1.3	U	g	10	<1.3	U	g			
Di-n-butylphthalate	1.5		10	<1.5	U	g	10	<1.5	U	g			
Di-n-octylphthalate	1.0		10	<1.0	U	g	10	<1.0	U	g			
Fluoranthene	1.5		10	<1.5	U	g	10	<1.5	U	g			
Fluorene	1.4		10	<1.4	U	g	10	<1.4	U	g			
Hexachlorobenzene	1.2		10	<1.2	U	g	10	<1.2	U	g			
Hexachlorobutadiene	1.2		10	<1.2	U	g	10	<1.2	U	g			
Hexachlorocyclopentadiene	0.44		25	<0.44	U	g	25	<0.44	U	g			
Hexachloroethane	0.98		10	<0.98	U	g	10	<0.98	U	g			
Indeno(1,2,3-c,d)pyrene	0.83		10	<0.83	U	g	10	<0.83	U	g			
Isophorone	1.2		10	<1.2	U	g	10	<1.2	U	g			
Naphthalene	1.4		10	<1.4	U	g	10	<1.4	U	g			
Nitrobenzene	1.3		25	<1.3	U	g	25	<1.3	U	g			
N-Nitrosodi-n-propylamine	1.3		10	<1.3	U	g	10	<1.3	U	g			
N-Nitrosodiphenylamine	1.4		10	<1.4	U	g	10	<1.4	U	g			
N-Nitrosodimethylamine	1.1		10	<1.1	U	g	10	<1.1	U	g			
Pentachlorophenol	0.75		10	<0.75	U	g	10	<0.75	U	g			
Phenanthrene	1.5		10	<1.5	U	g	10	<1.5	U	g			
Phenol	1.2		10	<1.2	U	g	10	<1.2	U	g			
Pyrene	1.4		10	<1.4	U	g	10	<1.4	U	g			
Pyridine	1.4		10	<1.4	U	g	10	<1.4	U	g			

Project: Beaumont						Table B - 7					
Site: 1						Analytical Data Summary					
Extraction Method: SW3520B						EPA Method SW8270C					
Analytical Method: SW8270C											
Matrix: Water											
Units: µg/L											
			Environmental Samples								
		Field ID:		MW-57B				MW-157B			
		SDG:		06-07-0417				06-07-0417			
		Batch ID:		060711L11				060711L11			
Parameters	MDL		PQL	Result	Validity	Comments	PQL	Result	Validity	Comments	
1,2,4-Trichlorobenzene	1.3		10	<1.3	U	g	10	<1.3	U	g	
1,2-Dichlorobenzene	1.1		10	<1.1	U	g	10	<1.1	U	g	
1,3-Dichlorobenzene	1.2		10	<1.2	U	g	10	<1.2	U	g	
1,4-Dichlorobenzene	1.1		10	<1.1	U	g	10	<1.1	U	g	
1-Methylnaphthalene	1.4		10	<1.4	U	g	10	<1.4	U	g	
2,4,5-Trichlorophenol	0.97		10	<0.97	U	g	10	<0.97	U	g	
2,4,6-Trichlorophenol	1.2		10	<1.2	U	g	10	<1.2	U	g	
2,4-Dichlorophenol	1.1		10	<1.1	U	g	10	<1.1	U	g	
2,4-Dimethylphenol	1.2		10	<1.2	U	g	10	<1.2	U	g	
2,4-Dinitrophenol	2.6		50	<2.6	U	g	50	<2.6	U	g	
2,4-Dinitrotoluene	1.0		10	<1.0	UJ	f	10	<1.0	U	g	
2,6-Dinitrotoluene	1.1		10	<1.1	U	g	10	<1.1	U	g	
2-Chloronaphthalene	1.3		10	<1.3	U	g	10	<1.3	U	g	
2-Chlorophenol	1.0		10	<1.0	U	g	10	<1.0	U	g	
2-Methylnaphthalene	1.2		10	<1.2	U	g	10	<1.2	U	g	
2-Methylphenol (o-Cresol)	1.1		10	<1.1	U	g	10	<1.1	U	g	
2-Nitroaniline	1.0		10	<1.0	U	g	10	<1.0	U	g	
2-Nitrophenol	1.2		10	<1.2	U	g	10	<1.2	U	g	
3,3'-Dichlorobenzidine	1.3		25	<1.3	U	g	25	<1.3	U	g	
3-Nitroaniline	1.2		10	<1.2	U	g	10	<1.2	U	g	
4,6-Dinitro-2-methylphenol	3.4		50	<3.4	U	g	50	<3.4	U	g	
4-Bromophenyl phenyl ether	1.2		10	<1.2	U	g	10	<1.2	U	g	
4-Chloro-3-methylphenol	1.2		10	<1.2	U	g	10	<1.2	U	g	
4-Chloroaniline	1.3		10	<1.3	U	g	10	<1.3	U	g	
4-Chlorophenyl phenyl ether	1.2		10	<1.2	U	g	10	<1.2	U	g	
4-Nitroaniline	2.4		10	<2.4	U	g	10	<2.4	U	g	
4-Nitrophenol	0.86		10	<0.86	UJ	f	10	<0.86	U	g	
7,12-Dimethylbenz[a]anthracene	1.0		10	<1.0	U	g	10	<1.0	U	g	
Acenaphthene	1.4		10	<1.4	U	g	10	<1.4	U	g	
Acenaphthylene	1.4		10	<1.4	U	g	10	<1.4	U	g	
Aniline	1.2		10	<1.2	U	g	10	<1.2	U	g	
Anthracene	1.5		10	<1.5	U	g	10	<1.5	U	g	
Azobenzene	1.7		10	<1.7	U	g	10	<1.7	U	g	
Benzidine	0.62		50	<0.62	U	g	50	<0.62	U	g	
Benzo(a)pyrene	0.88		10	<0.88	U	g	10	<0.88	U	g	
Benzo(b)fluoranthene	1.2		10	<1.2	U	g	10	<1.2	U	g	
Benzo(g,h,i)perylene	0.71		10	<0.71	U	g	10	<0.71	U	g	
Benzo(k)fluoranthene	1.7		10	<1.7	U	g	10	<1.7	U	g	

Project: Beaumont						Table B - 7								
Site: 1						Analytical Data Summary								
Extraction Method: SW3520B						EPA Method SW8270C								
Analytical Method: SW8270C														
Matrix: Water														
Units: µg/L														
			Environmental Samples											
		Field ID:		MW-57B				MW-157B						
		SDG:		06-07-0417				06-07-0417						
		Batch ID:		060711L11				060711L11						
Parameters	MDL		PQL	Result	Validity	Comments	PQL	Result	Validity	Comments				
Benzo(a)anthracene	1.1		10	<1.1	U	g	10	<1.1	U	g				
Benzoic acid	0.43		50	<0.43	U	g	50	<0.43	U	g				
Benzyl alcohol	1.0		10	<1.0	U	g	10	<1.0	U	g				
bis(2-Chloroethoxy) methane	1.2		10	<1.2	U	g	10	<1.2	U	g				
bis(2-Chloroethyl) ether	1.0		25	<1.0	U	g	25	<1.0	U	g				
bis(2-Chloroisopropyl) ether	1.5		10	<1.5	U	g	10	<1.5	U	g				
bis(2-Ethylhexyl) phthalate	1.0		10	<1.0	U	g	10	<1.0	U	g				
Butyl benzyl phthalate	1.0		10	<1.0	U	g	10	<1.0	U	g				
Chrysene	1.3		10	<1.3	U	g	10	<1.3	U	g				
Dibenz(a,h) anthracene	0.82		10	<0.82	U	g	10	<0.82	U	g				
Dibenzofuran	1.4		10	<1.4	U	g	10	<1.4	U	g				
Diethyl phthalate	1.4		10	<1.4	U	g	10	<1.4	U	g				
Dimethyl phthalate	1.3		10	<1.3	U	g	10	<1.3	U	g				
Di-n-butylphthalate	1.5		10	<1.5	U	g	10	<1.5	U	g				
Di-n-octylphthalate	1.0		10	<1.0	U	g	10	<1.0	U	g				
Fluoranthene	1.5		10	<1.5	U	g	10	<1.5	U	g				
Fluorene	1.4		10	<1.4	U	g	10	<1.4	U	g				
Hexachlorobenzene	1.2		10	<1.2	U	g	10	<1.2	U	g				
Hexachlorobutadiene	1.2		10	<1.2	U	g	10	<1.2	U	g				
Hexachlorocyclopentadiene	0.44		25	<0.44	U	g	25	<0.44	U	g				
Hexachloroethane	0.98		10	<0.98	U	g	10	<0.98	U	g				
Indeno(1,2,3-c,d)pyrene	0.83		10	<0.83	U	g	10	<0.83	U	g				
Isophorone	1.2		10	<1.2	U	g	10	<1.2	U	g				
Naphthalene	1.4		10	<1.4	U	g	10	<1.4	U	g				
Nitrobenzene	1.3		25	<1.3	U	g	25	<1.3	U	g				
N-Nitrosodi-n-propylamine	1.3		10	<1.3	U	g	10	<1.3	U	g				
N-Nitrosodiphenylamine	1.4		10	<1.4	U	g	10	<1.4	U	g				
N-Nitrosodimethylamine	1.1		10	<1.1	U	g	10	<1.1	U	g				
Pentachlorophenol	0.75		10	<0.75	UJ	f	10	<0.75	U	g				
Phenanthrene	1.5		10	<1.5	U	g	10	<1.5	U	g				
Phenol	1.2		10	<1.2	U	g	10	<1.2	U	g				
Pyrene	1.4		10	<1.4	UJ	c, f	10	<1.4	U	g				
Pyridine	1.4		10	<1.4	U	g	10	<1.4	U	g				

Project: Beaumont						Table B - 7								
Site: 1						Analytical Data Summary								
Extraction Method: SW3520B						EPA Method SW8270C								
Analytical Method: SW8270C														
Matrix: Water														
Units: µg/L														
			Environmental Samples											
		Field ID:		MW-59D				MW-60A						
		SDG:		06-07-0489				06-07-0489						
		Batch ID:		060713L04				060713L04						
Parameters	MDL		PQL	Result	Validity	Comments	PQL	Result	Validity	Comments				
1,2,4-Trichlorobenzene	1.3		10	<1.3	U	g	10	<1.3	U	g				
1,2-Dichlorobenzene	1.1		10	<1.1	U	g	10	<1.1	U	g				
1,3-Dichlorobenzene	1.2		10	<1.2	U	g	10	<1.2	U	g				
1,4-Dichlorobenzene	1.1		10	<1.1	U	g	10	<1.1	U	g				
1-Methylnaphthalene	1.4		10	<1.4	U	g	10	<1.4	U	g				
2,4,5-Trichlorophenol	0.97		10	<0.97	U	g	10	<0.97	U	g				
2,4,6-Trichlorophenol	1.2		10	<1.2	U	g	10	<1.2	U	g				
2,4-Dichlorophenol	1.1		10	<1.1	U	g	10	<1.1	U	g				
2,4-Dimethylphenol	1.2		10	<1.2	U	g	10	<1.2	U	g				
2,4-Dinitrophenol	2.6		50	<2.6	U	g	50	<2.6	U	g				
2,4-Dinitrotoluene	1.0		10	<1.0	U	g	10	<1.0	U	g				
2,6-Dinitrotoluene	1.1		10	<1.1	U	g	10	<1.1	U	g				
2-Chloronaphthalene	1.3		10	<1.3	U	g	10	<1.3	U	g				
2-Chlorophenol	1.0		10	<1.0	U	g	10	<1.0	U	g				
2-Methylnaphthalene	1.2		10	<1.2	U	g	10	<1.2	U	g				
2-Methylphenol (o-Cresol)	1.1		10	<1.1	U	g	10	<1.1	U	g				
2-Nitroaniline	1.0		10	<1.0	U	g	10	<1.0	U	g				
2-Nitrophenol	1.2		10	<1.2	U	g	10	<1.2	U	g				
3,3'-Dichlorobenzidine	1.3		25	<1.3	U	g	25	<1.3	U	g				
3-Nitroaniline	1.2		10	<1.2	U	g	10	<1.2	U	g				
4,6-Dinitro-2-methylphenol	3.4		50	<3.4	U	g	50	<3.4	U	g				
4-Bromophenyl phenyl ether	1.2		10	<1.2	U	g	10	<1.2	U	g				
4-Chloro-3-methylphenol	1.2		10	<1.2	U	g	10	<1.2	U	g				
4-Chloroaniline	1.3		10	<1.3	U	g	10	<1.3	U	g				
4-Chlorophenyl phenyl ether	1.2		10	<1.2	U	g	10	<1.2	U	g				
4-Nitroaniline	2.4		10	<2.4	U	g	10	<2.4	U	g				
4-Nitrophenol	0.86		10	<0.86	U	g	10	<0.86	U	g				
7,12-Dimethylbenz[a]anthracene	1.0		10	<1.0	U	g	10	<1.0	U	g				
Acenaphthene	1.4		10	<1.4	U	g	10	<1.4	U	g				
Acenaphthylene	1.4		10	<1.4	U	g	10	<1.4	U	g				
Aniline	1.2		10	<1.2	U	g	10	<1.2	U	g				
Anthracene	1.5		10	<1.5	U	g	10	<1.5	U	g				
Azobenzene	1.7		10	<1.7	U	g	10	<1.7	U	g				
Benzidine	0.62		50	<0.62	U	g	50	<0.62	U	g				
Benzo(a)pyrene	0.88		10	<0.88	U	g	10	<0.88	U	g				
Benzo(b)fluoranthene	1.2		10	<1.2	U	g	10	<1.2	U	g				
Benzo(g,h,i)perylene	0.71		10	<0.71	U	g	10	<0.71	U	g				
Benzo(k)fluoranthene	1.7		10	<1.7	U	g	10	<1.7	U	g				

Project: Beaumont						Table B - 7								
Site: 1						Analytical Data Summary								
Extraction Method: SW3520B						EPA Method SW8270C								
Analytical Method: SW8270C														
Matrix: Water														
Units: µg/L														
			Environmental Samples											
		Field ID:		MW-59D				MW-60A						
		SDG:		06-07-0489				06-07-0489						
		Batch ID:		060713L04				060713L04						
Parameters	MDL		PQL	Result	Validity	Comments	PQL	Result	Validity	Comments				
Benzo(a)anthracene	1.1		10	<1.1	U	g	10	<1.1	U	g				
Benzoic acid	0.43		50	<0.43	U	g	50	<0.43	U	g				
Benzyl alcohol	1.0		10	<1.0	U	g	10	<1.0	U	g				
bis(2-Chloroethoxy) methane	1.2		10	<1.2	U	g	10	<1.2	U	g				
bis(2-Chloroethyl) ether	1.0		25	<1.0	U	g	25	<1.0	U	g				
bis(2-Chloroisopropyl) ether	1.5		10	<1.5	U	g	10	<1.5	U	g				
bis(2-Ethylhexyl) phthalate	1.0		10	<1.0	U	g	10	<1.0	U	g				
Butyl benzyl phthalate	1.0		10	<1.0	U	g	10	<1.0	U	g				
Chrysene	1.3		10	<1.3	U	g	10	<1.3	U	g				
Dibenz(a,h) anthracene	0.82		10	<0.82	U	g	10	<0.82	U	g				
Dibenzofuran	1.4		10	<1.4	U	g	10	<1.4	U	g				
Diethyl phthalate	1.4		10	<1.4	U	g	10	<1.4	U	g				
Dimethyl phthalate	1.3		10	<1.3	U	g	10	<1.3	U	g				
Di-n-butylphthalate	1.5		10	<1.5	U	g	10	<1.5	U	g				
Di-n-octylphthalate	1.0		10	<1.0	U	g	10	<1.0	U	g				
Fluoranthene	1.5		10	<1.5	U	g	10	<1.5	U	g				
Fluorene	1.4		10	<1.4	U	g	10	<1.4	U	g				
Hexachlorobenzene	1.2		10	<1.2	U	g	10	<1.2	U	g				
Hexachlorobutadiene	1.2		10	<1.2	U	g	10	<1.2	U	g				
Hexachlorocyclopentadiene	0.44		25	<0.44	U	g	25	<0.44	U	g				
Hexachloroethane	0.98		10	<0.98	U	g	10	<0.98	U	g				
Indeno(1,2,3-c,d)pyrene	0.83		10	<0.83	U	g	10	<0.83	U	g				
Isophorone	1.2		10	<1.2	U	g	10	<1.2	U	g				
Naphthalene	1.4		10	<1.4	U	g	10	<1.4	U	g				
Nitrobenzene	1.3		25	<1.3	U	g	25	<1.3	U	g				
N-Nitrosodi-n-propylamine	1.3		10	<1.3	U	g	10	<1.3	U	g				
N-Nitrosodiphenylamine	1.4		10	<1.4	U	g	10	<1.4	U	g				
N-Nitrosodimethylamine	1.1		10	<1.1	U	g	10	<1.1	U	g				
Pentachlorophenol	0.75		10	<0.75	U	g	10	<0.75	U	g				
Phenanthrene	1.5		10	<1.5	U	g	10	<1.5	U	g				
Phenol	1.2		10	<1.2	U	g	10	<1.2	U	g				
Pyrene	1.4		10	<1.4	U	g	10	<1.4	U	g				
Pyridine	1.4		10	<1.4	U	g	10	<1.4	U	g				

Project: Beaumont						Table B - 7								
Site: 1						Analytical Data Summary								
Extraction Method: SW3520B						EPA Method SW8270C								
Analytical Method: SW8270C														
Matrix: Water														
Units: µg/L														
			Environmental Samples											
		Field ID:		MW-161B				MW-61B						
		SDG:		06-07-0603				06-07-0603						
		Batch ID:		060717L05				060717L05						
Parameters	MDL		PQL	Result	Validity	Comments	PQL	Result	Validity	Comments				
1,2,4-Trichlorobenzene	1.3		10	<1.3	U	g	10	<1.3	U	g				
1,2-Dichlorobenzene	1.1		10	<1.1	U	g	10	<1.1	U	g				
1,3-Dichlorobenzene	1.2		10	<1.2	U	g	10	<1.2	U	g				
1,4-Dichlorobenzene	1.1		10	<1.1	U	g	10	<1.1	U	g				
1-Methylnaphthalene	1.4		10	<1.4	U	g	10	<1.4	U	g				
2,4,5-Trichlorophenol	0.97		10	<0.97	U	g	10	<0.97	U	g				
2,4,6-Trichlorophenol	1.2		10	<1.2	U	g	10	<1.2	U	g				
2,4-Dichlorophenol	1.1		10	<1.1	U	g	10	<1.1	U	g				
2,4-Dimethylphenol	1.2		10	<1.2	U	g	10	<1.2	U	g				
2,4-Dinitrophenol	2.6		50	<2.6	U	g	50	<2.6	U	g				
2,4-Dinitrotoluene	1.0		10	<1.0	U	g	10	<1.0	U	g				
2,6-Dinitrotoluene	1.1		10	<1.1	U	g	10	<1.1	U	g				
2-Chloronaphthalene	1.3		10	<1.3	U	g	10	<1.3	U	g				
2-Chlorophenol	1.0		10	<1.0	U	g	10	<1.0	U	g				
2-Methylnaphthalene	1.2		10	<1.2	U	g	10	<1.2	U	g				
2-Methylphenol (o-Cresol)	1.1		10	<1.1	U	g	10	<1.1	U	g				
2-Nitroaniline	1.0		10	<1.0	U	g	10	<1.0	U	g				
2-Nitrophenol	1.2		10	<1.2	U	g	10	<1.2	U	g				
3,3'-Dichlorobenzidine	1.3		25	<1.3	U	g	25	<1.3	U	g				
3-Nitroaniline	1.2		10	<1.2	U	g	10	<1.2	U	g				
4,6-Dinitro-2-methylphenol	3.4		50	<3.4	U	g	50	<3.4	U	g				
4-Bromophenyl phenyl ether	1.2		10	<1.2	U	g	10	<1.2	U	g				
4-Chloro-3-methylphenol	1.2		10	<1.2	U	g	10	<1.2	U	g				
4-Chloroaniline	1.3		10	<1.3	U	g	10	<1.3	U	g				
4-Chlorophenyl phenyl ether	1.2		10	<1.2	U	g	10	<1.2	U	g				
4-Nitroaniline	2.4		10	<2.4	U	g	10	<2.4	U	g				
4-Nitrophenol	0.86		10	<0.86	U	g	10	<0.86	U	g				
7,12-Dimethylbenz[a]anthracene	1.0		10	<1.0	U	g	10	<1.0	U	g				
Acenaphthene	1.4		10	<1.4	U	g	10	<1.4	U	g				
Acenaphthylene	1.4		10	<1.4	U	g	10	<1.4	U	g				
Aniline	1.2		10	<1.2	U	g	10	<1.2	U	g				
Anthracene	1.5		10	<1.5	U	g	10	<1.5	U	g				
Azobenzene	1.7		10	<1.7	U	g	10	<1.7	U	g				
Benzidine	0.62		50	<0.62	U	g	50	<0.62	U	g				
Benzo(a)pyrene	0.88		10	<0.88	U	g	10	<0.88	U	g				
Benzo(b)fluoranthene	1.2		10	<1.2	U	g	10	<1.2	U	g				
Benzo(g,h,i)perylene	0.71		10	<0.71	U	g	10	<0.71	U	g				
Benzo(k)fluoranthene	1.7		10	<1.7	U	g	10	<1.7	U	g				

Project: Beaumont						Table B - 7							
Site: 1						Analytical Data Summary							
Extraction Method: SW3520B						EPA Method SW8270C							
Analytical Method: SW8270C													
Matrix: Water													
Units: µg/L													
			Environmental Samples										
		Field ID:		MW-161B				MW-61B					
		SDG:		06-07-0603				06-07-0603					
		Batch ID:		060717L05				060717L05					
Parameters	MDL		PQL	Result	Validity	Comments	PQL	Result	Validity	Comments			
Benzo(a)anthracene	1.1		10	<1.1	U	g	10	<1.1	U	g			
Benzoic acid	0.43		50	<0.43	U	g	50	<0.43	U	g			
Benzyl alcohol	1.0		10	<1.0	U	g	10	<1.0	U	g			
bis(2-Chloroethoxy) methane	1.2		10	<1.2	U	g	10	<1.2	U	g			
bis(2-Chloroethyl) ether	1.0		25	<1.0	U	g	25	<1.0	U	g			
bis(2-Chloroisopropyl) ether	1.5		10	<1.5	U	g	10	<1.5	U	g			
bis(2-Ethylhexyl) phthalate	1.0		10	<1.0	U	g	10	<1.0	U	g			
Butyl benzyl phthalate	1.0		10	<1.0	U	g	10	<1.0	U	g			
Chrysene	1.3		10	<1.3	U	g	10	<1.3	U	g			
Dibenz(a,h) anthracene	0.82		10	<0.82	U	g	10	<0.82	U	g			
Dibenzofuran	1.4		10	<1.4	U	g	10	<1.4	U	g			
Diethyl phthalate	1.4		10	<1.4	U	g	10	<1.4	U	g			
Dimethyl phthalate	1.3		10	<1.3	U	g	10	<1.3	U	g			
Di-n-butylphthalate	1.5		10	<1.5	U	g	10	<1.5	U	g			
Di-n-octylphthalate	1.0		10	<1.0	U	g	10	<1.0	U	g			
Fluoranthene	1.5		10	<1.5	U	g	10	<1.5	U	g			
Fluorene	1.4		10	<1.4	U	g	10	<1.4	U	g			
Hexachlorobenzene	1.2		10	<1.2	U	g	10	<1.2	U	g			
Hexachlorobutadiene	1.2		10	<1.2	U	g	10	<1.2	U	g			
Hexachlorocyclopentadiene	0.44		25	<0.44	U	g	25	<0.44	U	g			
Hexachloroethane	0.98		10	<0.98	U	g	10	<0.98	U	g			
Indeno(1,2,3-c,d)pyrene	0.83		10	<0.83	U	g	10	<0.83	U	g			
Isophorone	1.2		10	<1.2	U	g	10	<1.2	U	g			
Naphthalene	1.4		10	<1.4	U	g	10	<1.4	U	g			
Nitrobenzene	1.3		25	<1.3	U	g	25	<1.3	U	g			
N-Nitrosodi-n-propylamine	1.3		10	<1.3	U	g	10	<1.3	U	g			
N-Nitrosodiphenylamine	1.4		10	<1.4	U	g	10	<1.4	U	g			
N-Nitrosodimethylamine	1.1		10	<1.1	U	g	10	<1.1	U	g			
Pentachlorophenol	0.75		10	<0.75	U	g	10	<0.75	U	g			
Phenanthrene	1.5		10	<1.5	U	g	10	<1.5	U	g			
Phenol	1.2		10	<1.2	U	g	10	<1.2	U	g			
Pyrene	1.4		10	<1.4	U	g	10	<1.4	U	g			
Pyridine	1.4		10	<1.4	U	g	10	<1.4	U	g			

Project: Beaumont					Table B - 8							
Site: 1					Analytical Data Summary							
Extraction Method: SW3550					EPA Method SW8330							
Analytical Method: SW8330												
Matrix: Water												
Units: µg/L												
			Environmental Samples									
		Field ID:		MW-15	MW-15				MW-18	MW-18		
		SDG:		06-06-0335	06-06-0335				06-06-0335	06-06-0335		
		Batch ID:		060613L02	060613L02				060613L02	060613L02		
	Primary		Primary	Primary	Secondary			Primary	Primary	Secondary		
Parameters	MDL		PQL	Result	Result	Validity	Comments	PQL	Result	Result	Validity	Comments
RDX	1.3		10	<1.3	<1.3	U	g	10	<1.3	<1.3	U	g

Project: Beaumont					Table B - 8							
Site: 1					Analytical Data Summary							
Extraction Method: SW3550					EPA Method SW8330							
Analytical Method: SW8330												
Matrix: Water												
Units: µg/L												
			Environmental Samples									
		Field ID:		MW-43	MW-43				MW-45	MW-45		
		SDG:		06-06-0335	06-06-0335				06-06-0335	06-06-0335		
		Batch ID:		060613L02	060613L02				060613L02	060613L02		
	Primary		Primary	Primary	Secondary			Primary	Primary	Secondary		
Parameters	MDL		PQL	Result	Result	Validity	Comments	PQL	Result	Result	Validity	Comments
RDX	1.3		10	<1.3	<1.3	U	g	10	<1.3	<1.3	U	g

Project: Beaumont					Table B - 8						
Site: 1					Analytical Data Summary						
Extraction Method: SW3550					EPA Method SW8330						
Analytical Method: SW8330											
Matrix: Water											
Units: µg/L											
			Environmental Samples								
		Field ID:		MW-67	MW-67						
		SDG:		06-06-0335	06-06-0335						
		Batch ID:		060613L02	060613L02						
	Primary		Primary	Primary	Secondary						
Parameters	MDL		PQL	Result	Result	Validity	Comments				
RDX	1.3		10	<1.3	<1.3	U	g				

Project: Beaumont					Table B - 8							
Site: 1					Analytical Data Summary							
Extraction Method: SW3550					EPA Method SW8330							
Analytical Method: SW8330												
Matrix: Water												
Units: µg/L												
			Environmental Samples									
		Field ID:		P-05	P-05				P-105	P-105		
		SDG:		06-06-1354	06-06-1354				06-06-1354	06-06-1354		
		Batch ID:		060628L05	060628L05				060628L05	060628L05		
	Primary		Primary	Primary	Secondary			Primary	Primary	Secondary		
Parameters	MDL		PQL	Result	Result	Validity	Comments	PQL	Result	Result	Validity	Comments
RDX	1.3		10	<1.3	<1.3	U	g	10	<1.3	<1.3	U	g

Project: Beaumont					Table B - 8							
Site: 1					Analytical Data Summary							
Extraction Method: SW3550					EPA Method SW8330							
Analytical Method: SW8330												
Matrix: Water												
Units: µg/L												
			Environmental Samples									
		Field ID:		MW-32	MW-32				MW-132	MW-132		
		SDG:		06-06-1803	06-06-1803				06-06-1803	06-06-1803		
		Batch ID:		060705L03	060705L03				060705L03	060705L03		
	Primary		Primary	Primary	Secondary			Primary	Primary	Secondary		
Parameters	MDL		PQL	Result	Result	Validity	Comments	PQL	Result	Result	Validity	Comments
RDX	1.3		10	<1.3	<1.3	U	g	10	<1.3	<1.3	U	g

Project: Beaumont					Table B - 8							
Site: 1					Analytical Data Summary							
Extraction Method: SW3550					EPA Method SW8330							
Analytical Method: SW8330												
Matrix: Water												
Units: µg/L												
			Environmental Samples									
		Field ID:		MW-60B	MW-60B							
		SDG:		06-06-1803	06-06-1803							
		Batch ID:		060705L03	060705L03							
	Primary		Primary	Primary	Secondary							
Parameters	MDL		PQL	Result	Result	Validity	Comments					
RDX	1.3		10	<1.3	<1.3	U	g					

Project: Beaumont					Table B - 8							
Site: 1					Analytical Data Summary							
Extraction Method: SW3550					EPA Method SW8330							
Analytical Method: SW8330												
Matrix: Water												
Units: µg/L												
			Environmental Samples									
		Field ID:		MW-02	MW-02				MW-102	MW-102		
		SDG:		06-07-0056	06-07-0056				06-07-0056	06-07-0056		
		Batch ID:		060705L03	060705L03				060705L03	060705L03		
	Primary		Primary	Primary	Secondary			Primary	Primary	Secondary		
Parameters	MDL		PQL	Result	Result	Validity	Comments	PQL	Result	Result	Validity	Comments
RDX	1.3		2.0	<1.3	<1.3	U	g	2.0	<1.3	<1.3	U	g

Project: Beaumont					Table B - 8							
Site: 1					Analytical Data Summary							
Extraction Method: SW3550					EPA Method SW8330							
Analytical Method: SW8330												
Matrix: Water												
Units: µg/L												
			Environmental Samples									
		Field ID:		MW-57D	MW-57D				MW-66	MW-66		
		SDG:		06-07-0361	06-07-0361				06-07-0361	06-07-0361		
		Batch ID:		060717L04	060717L04				060717L04	060717L04		
	Primary		Primary	Primary	Secondary			Primary	Primary	Secondary		
Parameters	MDL		PQL	Result	Result	Validity	Comments	PQL	Result	Result	Validity	Comments
RDX	1.3		10	<1.3	<1.3	U	g	10	<1.3	<1.3	U	g

Project: Beaumont					Table B - 8							
Site: 1					Analytical Data Summary							
Extraction Method: SW3550					EPA Method SW8330							
Analytical Method: SW8330												
Matrix: Water												
Units: µg/L												
			Environmental Samples									
		Field ID:		MW-57B	MW-57B				MW-157B	MW-157B		
		SDG:		06-07-0417	06-07-0417				06-07-0417	06-07-0417		
		Batch ID:		060717L04	060717L04				060717L04	060717L04		
	Primary		Primary	Primary	Secondary			Primary	Primary	Secondary		
Parameters	MDL		PQL	Result	Result	Validity	Comments	PQL	Result	Result	Validity	Comments
RDX	1.3		10	<1.3	<1.3	U	g	10	<1.3	<1.3	U	g

Project: Beaumont					Table B - 8							
Site: 1					Analytical Data Summary							
Extraction Method: SW3550					EPA Method SW8330							
Analytical Method: SW8330												
Matrix: Water												
Units: µg/L												
			Environmental Samples									
		Field ID:		MW-59D	MW-59D				MW-60A	MW-60A		
		SDG:		06-07-0489	06-07-0489				06-07-0489	06-07-0489		
		Batch ID:		060717L04	060717L04				060717L04	060717L04		
	Primary		Primary	Primary	Secondary			Primary	Primary	Secondary		
Parameters	MDL		PQL	Result	Result	Validity	Comments	PQL	Result	Result	Validity	Comments
RDX	1.3		10	<1.3	<1.3	U	g	10	<1.3	<1.3	U	g

Project: Beaumont					Table B - 8							
Site: 1					Analytical Data Summary							
Extraction Method: SW3550					EPA Method SW8330							
Analytical Method: SW8330												
Matrix: Water												
Units: µg/L												
			Environmental Samples									
		Field ID:		MW-161B	MW-161B				MW-61B	MW-61B		
		SDG:		06-07-0603	06-07-0603				06-07-0603	06-07-0603		
		Batch ID:		060717L04	060717L04				060717L04	060717L04		
	Primary		Primary	Primary	Secondary			Primary	Primary	Secondary		
Parameters	MDL		PQL	Result	Result	Validity	Comments	PQL	Result	Result	Validity	Comments
RDX	1.3		10	<1.3	<1.3	U	g	10	<1.3	<1.3	U	g

APPENDIX D – WATER LEVEL HYDROGRAPHS

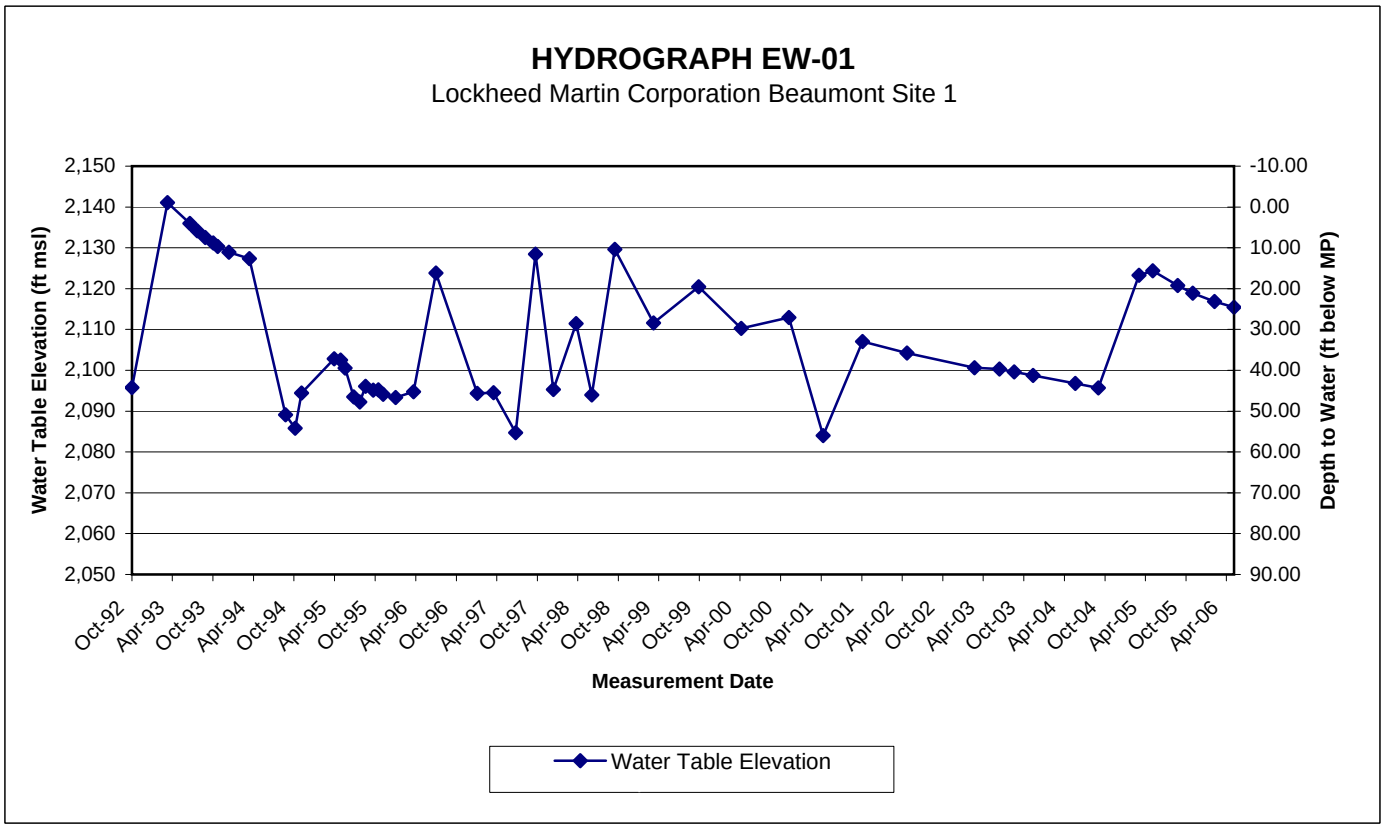
HYDROGRAPH EW-01
Lockheed Martin Corporation Beaumont Site 1
Water Table Elevation (ft msl)
Depth to Water (ft below MP)
2,150
2,140
2,130
2,120
2,110
2,100
2,090
2,080
2,070
2,060
2,050
-10.00
0.00
10.00
20.00
30.00
40.00
50.00
60.00
70.00
80.00
90.00
Oct-92
Apr-93
Oct-93
Apr-94
Oct-94
Apr-95
Oct-95
Apr-96
Oct-96
Apr-97
Oct-97
Apr-98
Oct-98
Apr-99
Oct-99
Apr-00
Oct-00
Apr-01
Oct-01
Apr-02
Oct-02
Apr-03
Oct-03
Apr-04
Oct-04
Apr-05
Oct-05
Apr-06
Measurement Date
Water Table Elevation

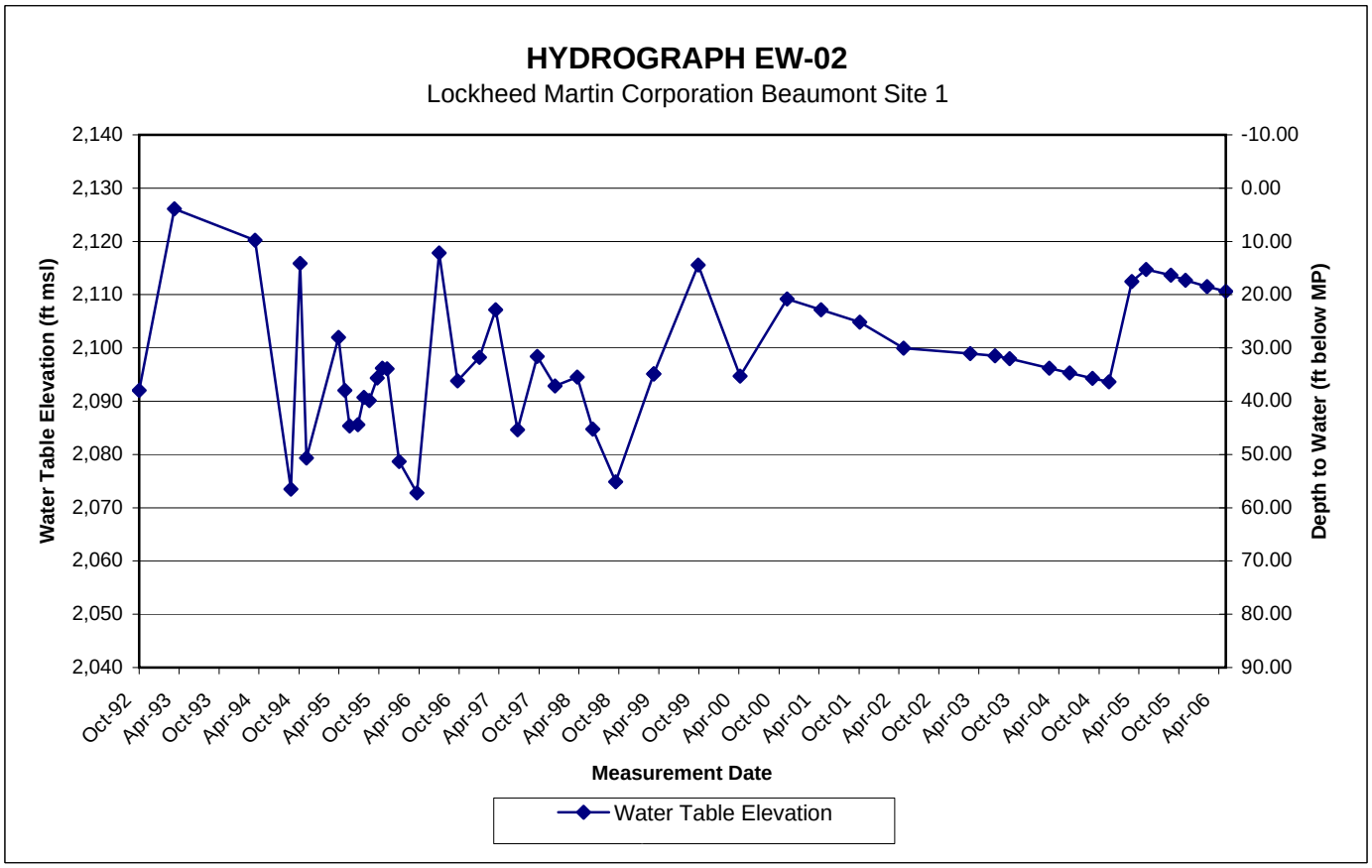
HYDROGRAPH EW-02
Lockheed Martin Corporation Beaumont Site 1
Water Table Elevation (ft msl)
Depth to Water (ft below MP)
2,140
2,130
2,120
2,110
2,100
2,090
2,080
2,070
2,060
2,050
2,040
-10.00
0.00
10.00
20.00
30.00
40.00
50.00
60.00
70.00
80.00
90.00
Oct-92
Apr-93
Oct-93
Apr-94
Oct-94
Apr-95
Oct-95
Apr-96
Oct-96
Apr-97
Oct-97
Apr-98
Oct-98
Apr-99
Oct-99
Apr-00
Oct-00
Apr-01
Oct-01
Apr-02
Oct-02
Apr-03
Oct-03
Apr-04
Oct-04
Apr-05
Oct-05
Apr-06
Measurement Date
Water Table Elevation

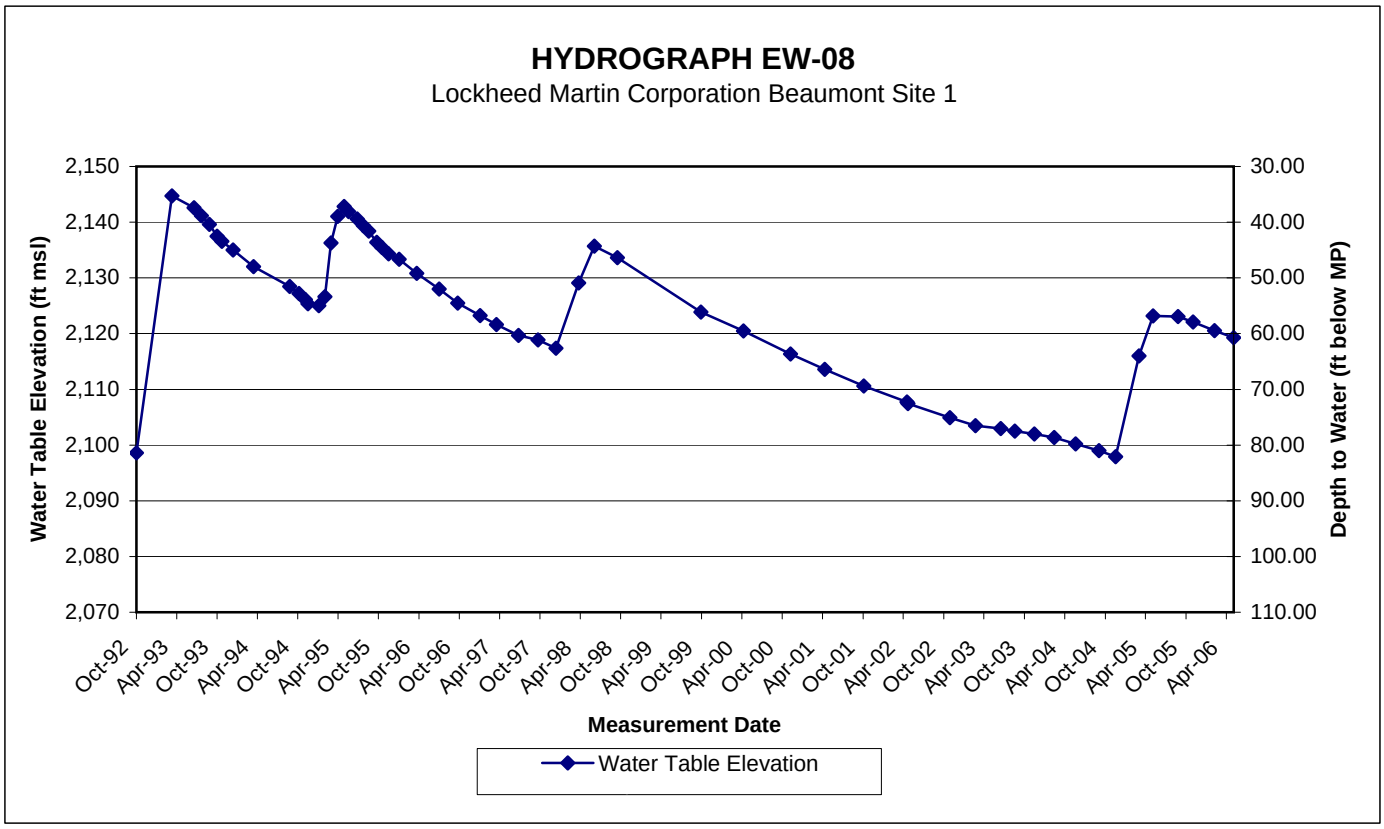
HYDROGRAPH EW-08
Lockheed Martin Corporation Beaumont Site 1
Water Table Elevation (ft msl)
Depth to Water (ft below MP)
2,150
2,140
2,130
2,120
2,110
2,100
2,090
2,080
2,070
30.00
40.00
50.00
60.00
70.00
80.00
90.00
100.00
110.00
Oct-92
Apr-93
Oct-93
Apr-94
Oct-94
Apr-95
Oct-95
Apr-96
Oct-96
Apr-97
Oct-97
Apr-98
Oct-98
Apr-99
Oct-99
Apr-00
Oct-00
Apr-01
Oct-01
Apr-02
Oct-02
Apr-03
Oct-03
Apr-04
Oct-04
Apr-05
Oct-05
Apr-06
Measurement Date
Water Table Elevation

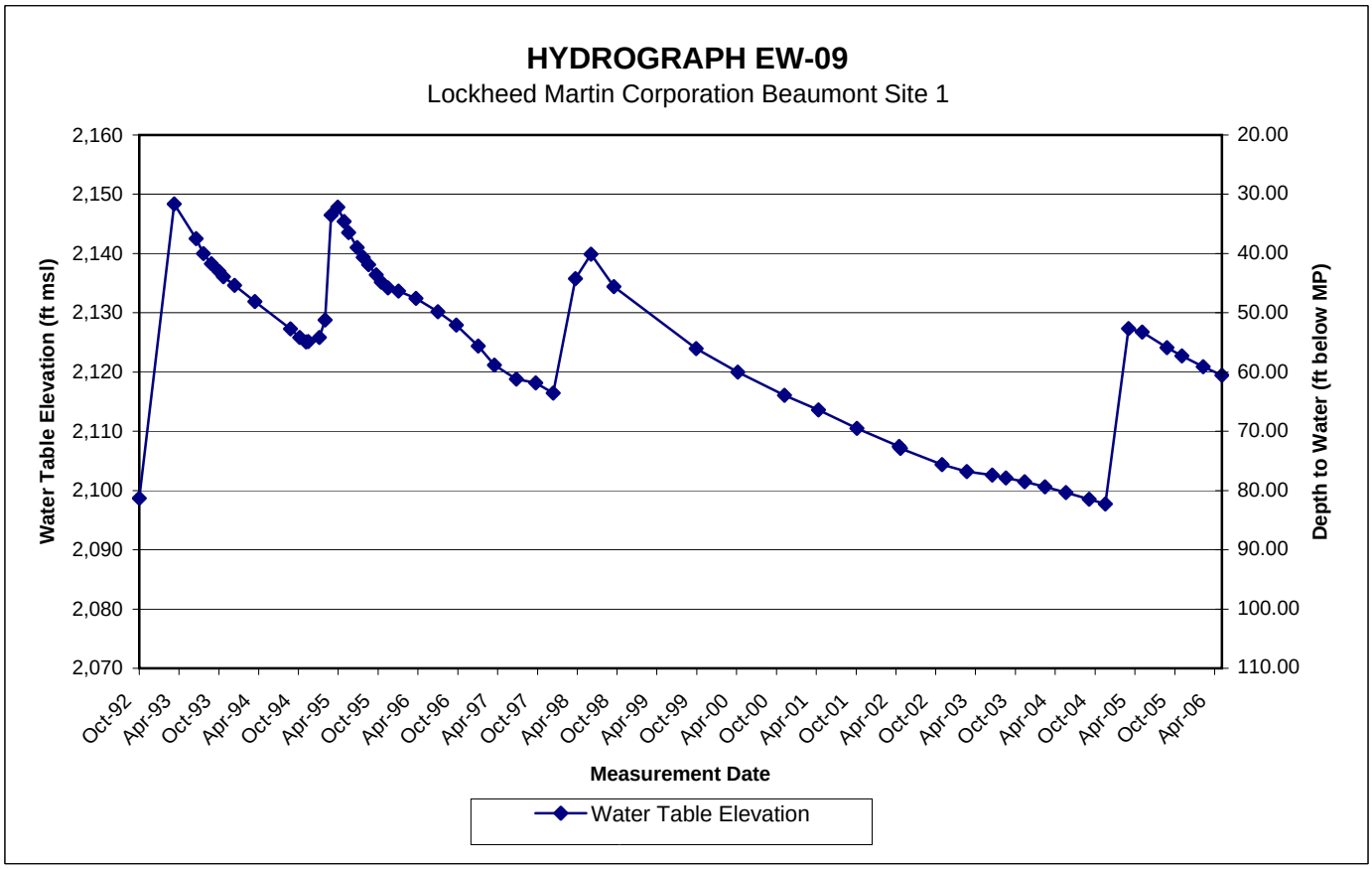
HYDROGRAPH EW-09
Lockheed Martin Corporation Beaumont Site 1
Water Table Elevation (ft msl)
Depth to Water (ft below MP)
2,160
2,150
2,140
2,130
2,120
2,110
2,100
2,090
2,080
2,070
20.00
30.00
40.00
50.00
60.00
70.00
80.00
90.00
100.00
110.00
Oct-92
Apr-93
Oct-93
Apr-94
Oct-94
Apr-95
Oct-95
Apr-96
Oct-96
Apr-97
Oct-97
Apr-98
Oct-98
Apr-99
Oct-99
Apr-00
Oct-00
Apr-01
Oct-01
Apr-02
Oct-02
Apr-03
Oct-03
Apr-04
Oct-04
Apr-05
Oct-05
Apr-06
Measurement Date
Water Table Elevation

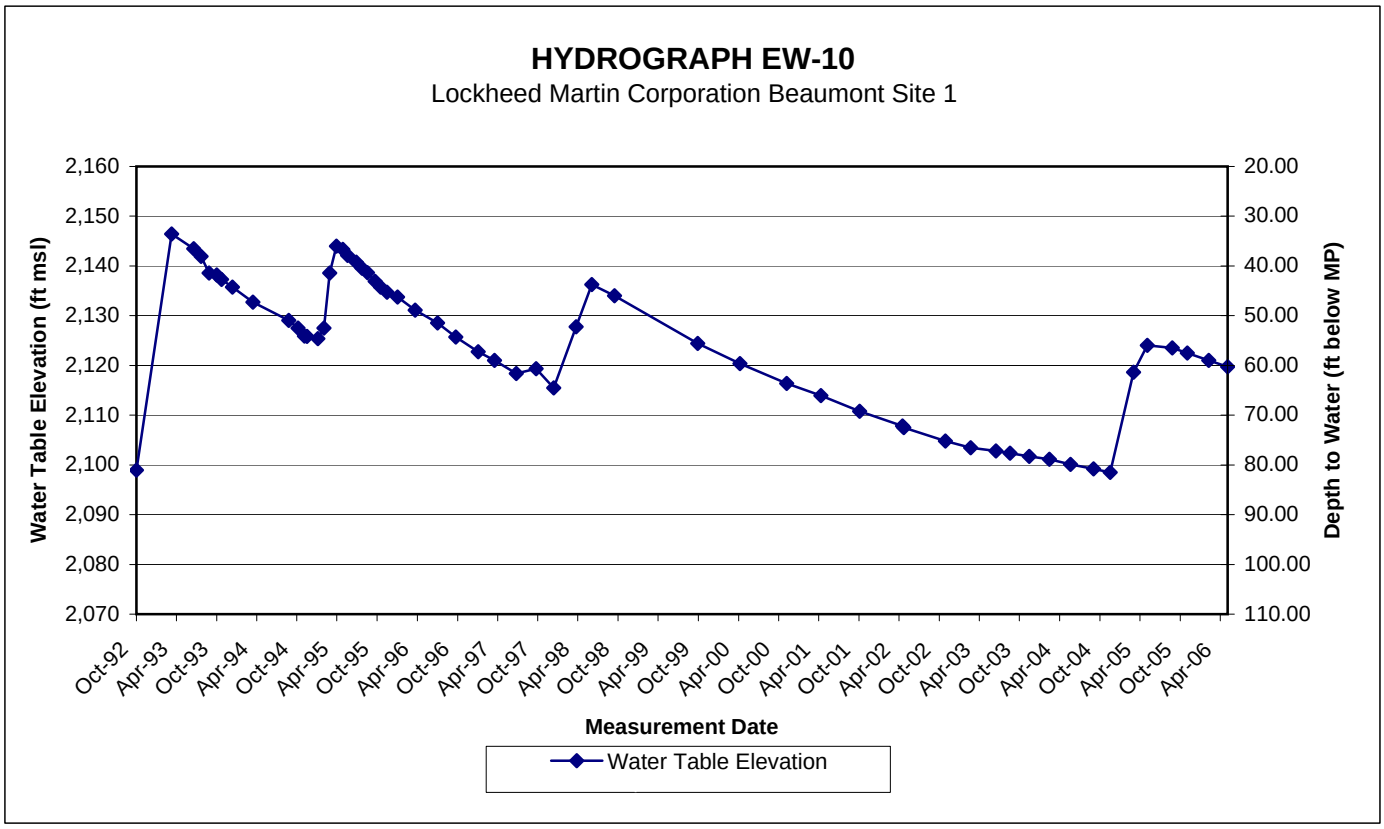
HYDROGRAPH EW-10
Lockheed Martin Corporation Beaumont Site 1
Water Table Elevation (ft msl)
Depth to Water (ft below MP)
2,160
2,150
2,140
2,130
2,120
2,110
2,100
2,090
2,080
2,070
20.00
30.00
40.00
50.00
60.00
70.00
80.00
90.00
100.00
110.00
Oct-92
Apr-93
Oct-93
Apr-94
Oct-94
Apr-95
Oct-95
Apr-96
Oct-96
Apr-97
Oct-97
Apr-98
Oct-98
Apr-99
Oct-99
Apr-00
Oct-00
Apr-01
Oct-01
Apr-02
Oct-02
Apr-03
Oct-03
Apr-04
Oct-04
Apr-05
Oct-05
Apr-06
Measurement Date
Water Table Elevation

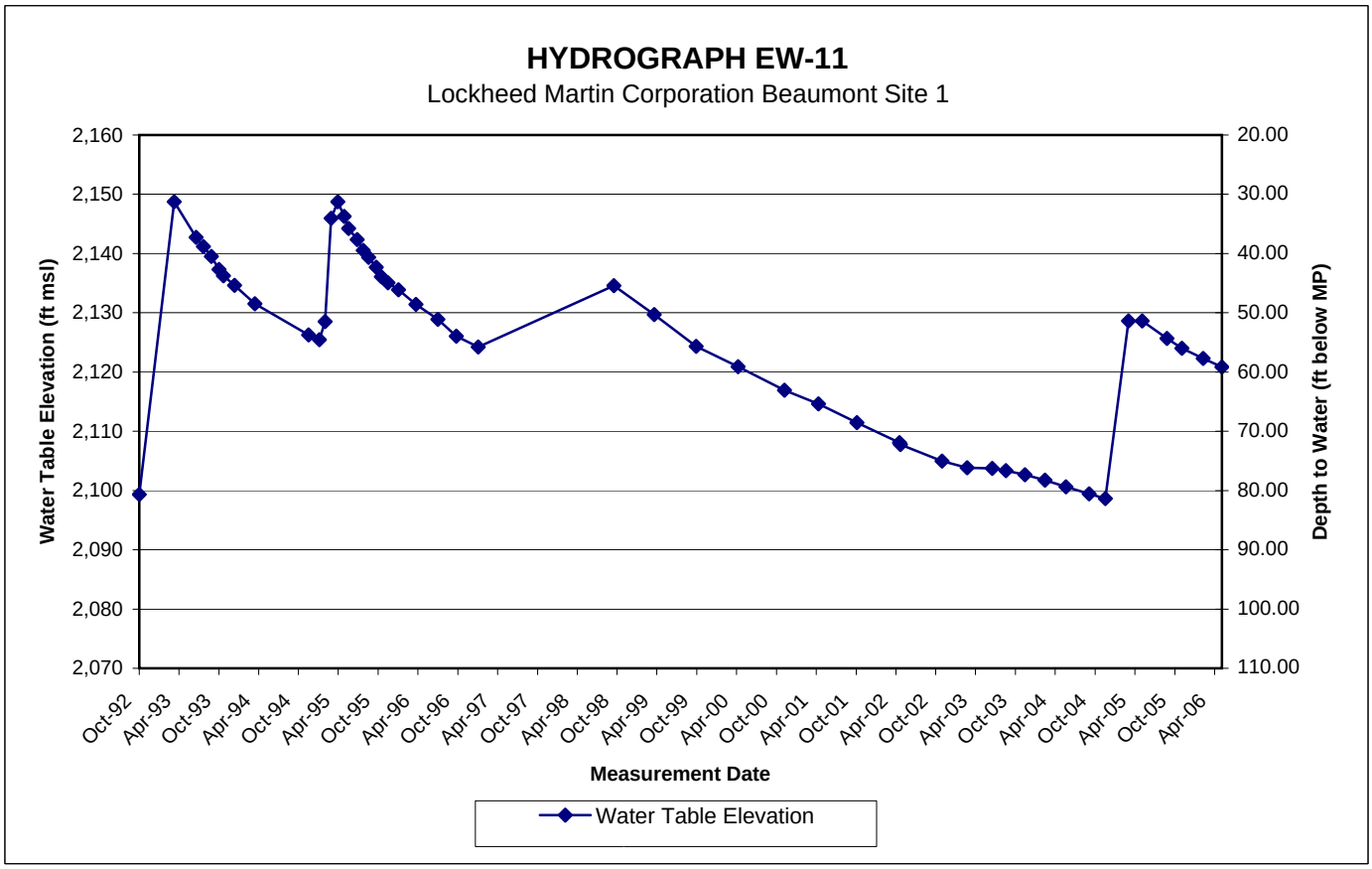
HYDROGRAPH EW-11
Lockheed Martin Corporation Beaumont Site 1
Water Table Elevation (ft msl)
Depth to Water (ft below MP)
2,160
2,150
2,140
2,130
2,120
2,110
2,100
2,090
2,080
2,070
20.00
30.00
40.00
50.00
60.00
70.00
80.00
90.00
100.00
110.00
Oct-92
Apr-93
Oct-93
Apr-94
Oct-94
Apr-95
Oct-95
Apr-96
Oct-96
Apr-97
Oct-97
Apr-98
Oct-98
Apr-99
Oct-99
Apr-00
Oct-00
Apr-01
Oct-01
Apr-02
Oct-02
Apr-03
Oct-03
Apr-04
Oct-04
Apr-05
Oct-05
Apr-06
Measurement Date
Water Table Elevation

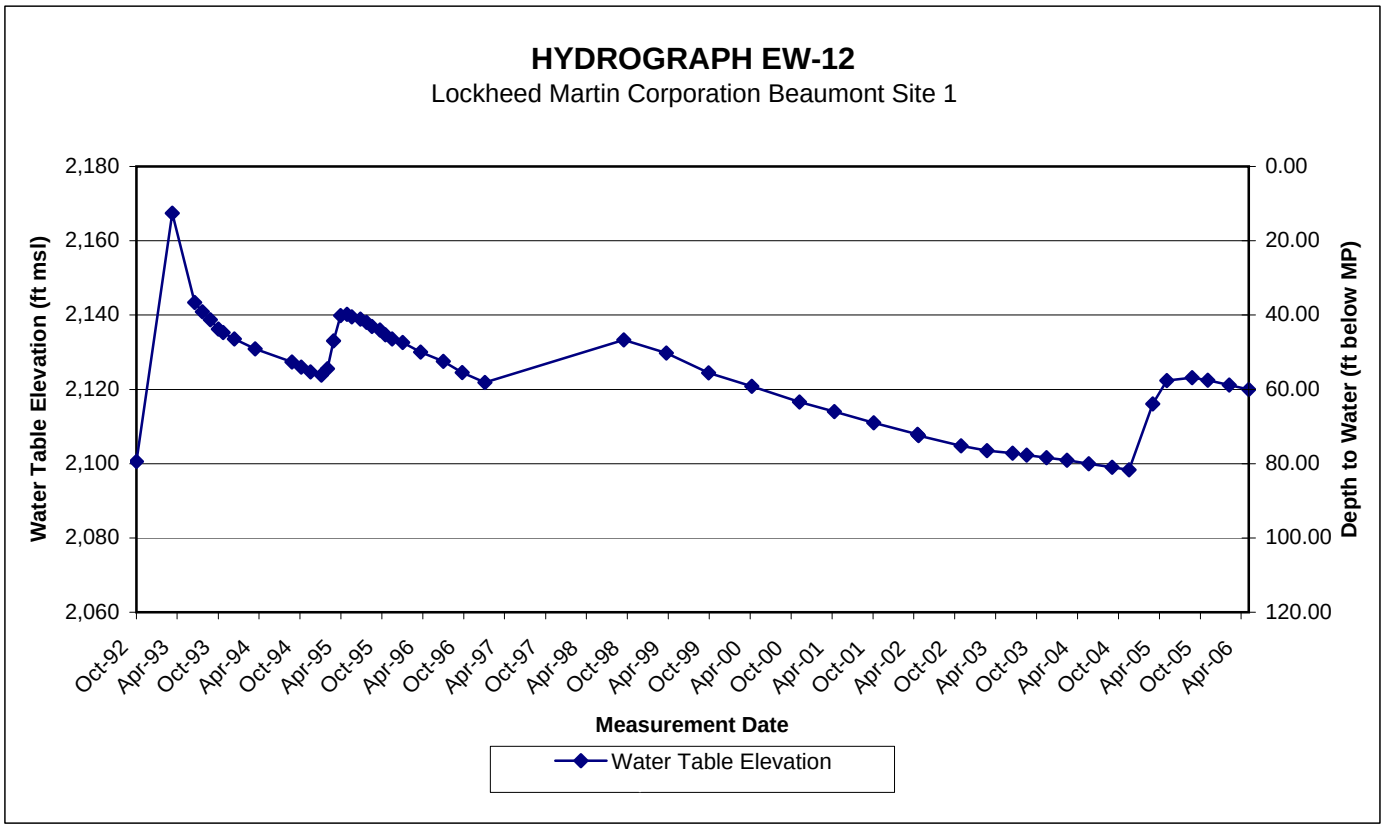
HYDROGRAPH EW-12
Lockheed Martin Corporation Beaumont Site 1
Water Table Elevation (ft msl)
Depth to Water (ft below MP)
2,180
2,160
2,140
2,120
2,100
2,080
2,060
0.00
20.00
40.00
60.00
80.00
100.00
120.00
Oct-92
Apr-93
Oct-93
Apr-94
Oct-94
Apr-95
Oct-95
Apr-96
Oct-96
Apr-97
Oct-97
Apr-98
Oct-98
Apr-99
Oct-99
Apr-00
Oct-00
Apr-01
Oct-01
Apr-02
Oct-02
Apr-03
Oct-03
Apr-04
Oct-04
Apr-05
Oct-05
Apr-06
Measurement Date
Water Table Elevation

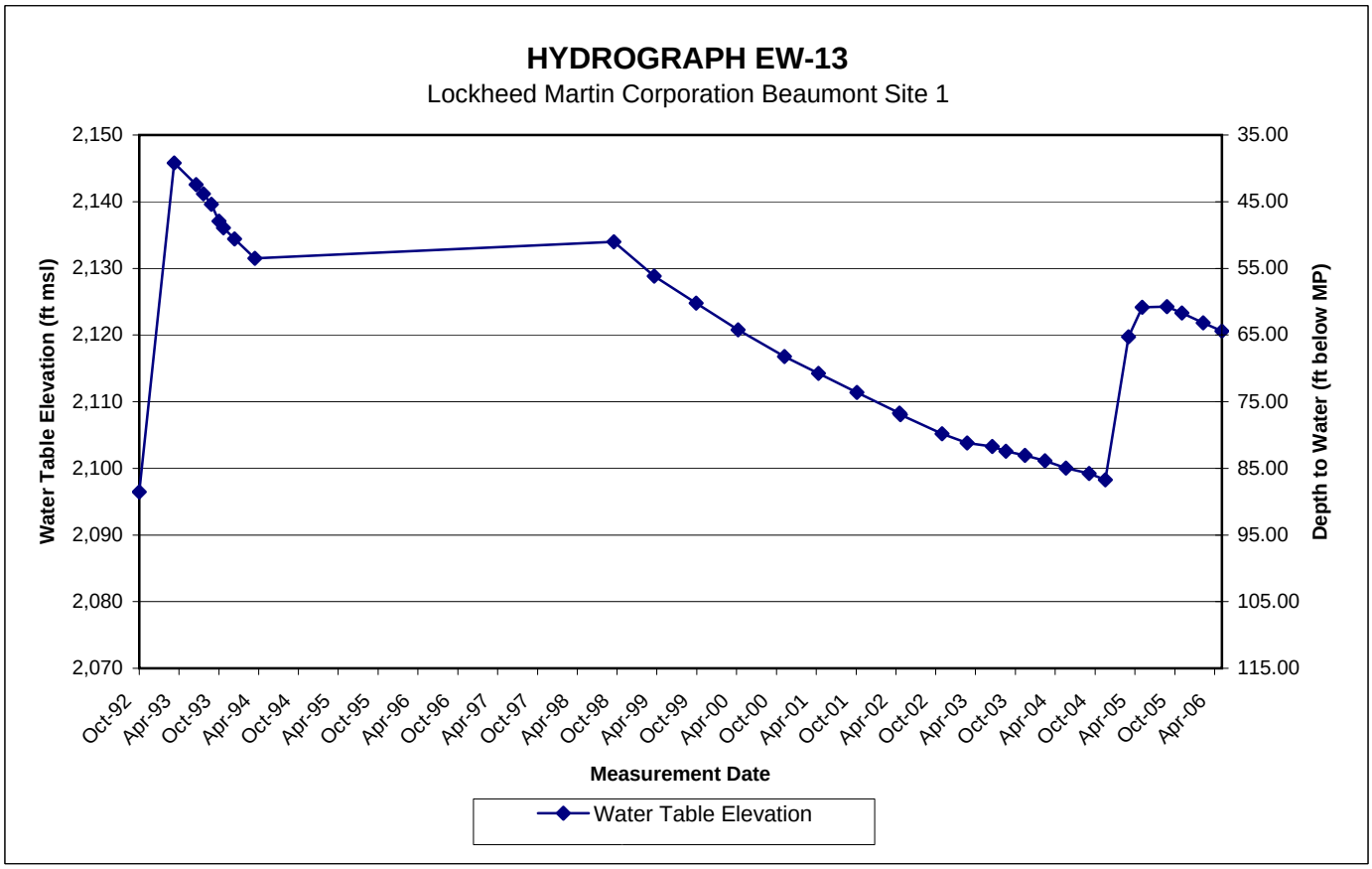
HYDROGRAPH EW-13
Lockheed Martin Corporation Beaumont Site 1
Water Table Elevation (ft msl)
Depth to Water (ft below MP)
2,150
2,140
2,130
2,120
2,110
2,100
2,090
2,080
2,070
35.00
45.00
55.00
65.00
75.00
85.00
95.00
105.00
115.00
Oct-92
Apr-93
Oct-93
Apr-94
Oct-94
Apr-95
Oct-95
Apr-96
Oct-96
Apr-97
Oct-97
Apr-98
Oct-98
Apr-99
Oct-99
Apr-00
Oct-00
Apr-01
Oct-01
Apr-02
Oct-02
Apr-03
Oct-03
Apr-04
Oct-04
Apr-05
Oct-05
Apr-06
Measurement Date
Water Table Elevation

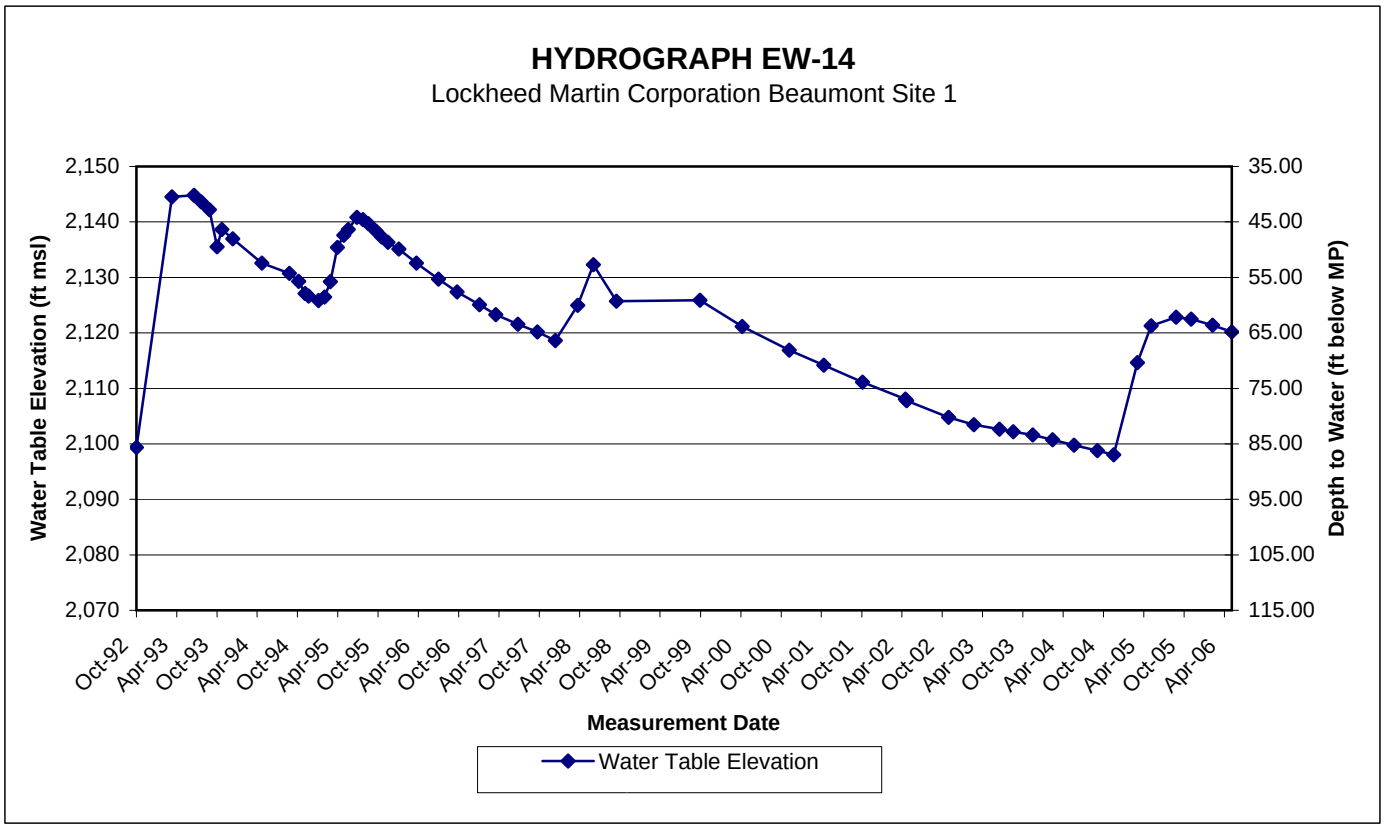
HYDROGRAPH EW-14
Lockheed Martin Corporation Beaumont Site 1
Water Table Elevation (ft msl)
Depth to Water (ft below MP)
2,150
2,140
2,130
2,120
2,110
2,100
2,090
2,080
2,070
35.00
45.00
55.00
65.00
75.00
85.00
95.00
105.00
115.00
Oct-92 Apr-93 Oct-93 Apr-94 Oct-94 Apr-95 Oct-95 Apr-96 Oct-96 Apr-97 Oct-97 Apr-98 Oct-98 Apr-99 Oct-99 Apr-00 Oct-00 Apr-01 Oct-01 Apr-02 Oct-02 Apr-03 Oct-03 Apr-04 Oct-04 Apr-05 Oct-05 Apr-06
Measurement Date
Water Table Elevation

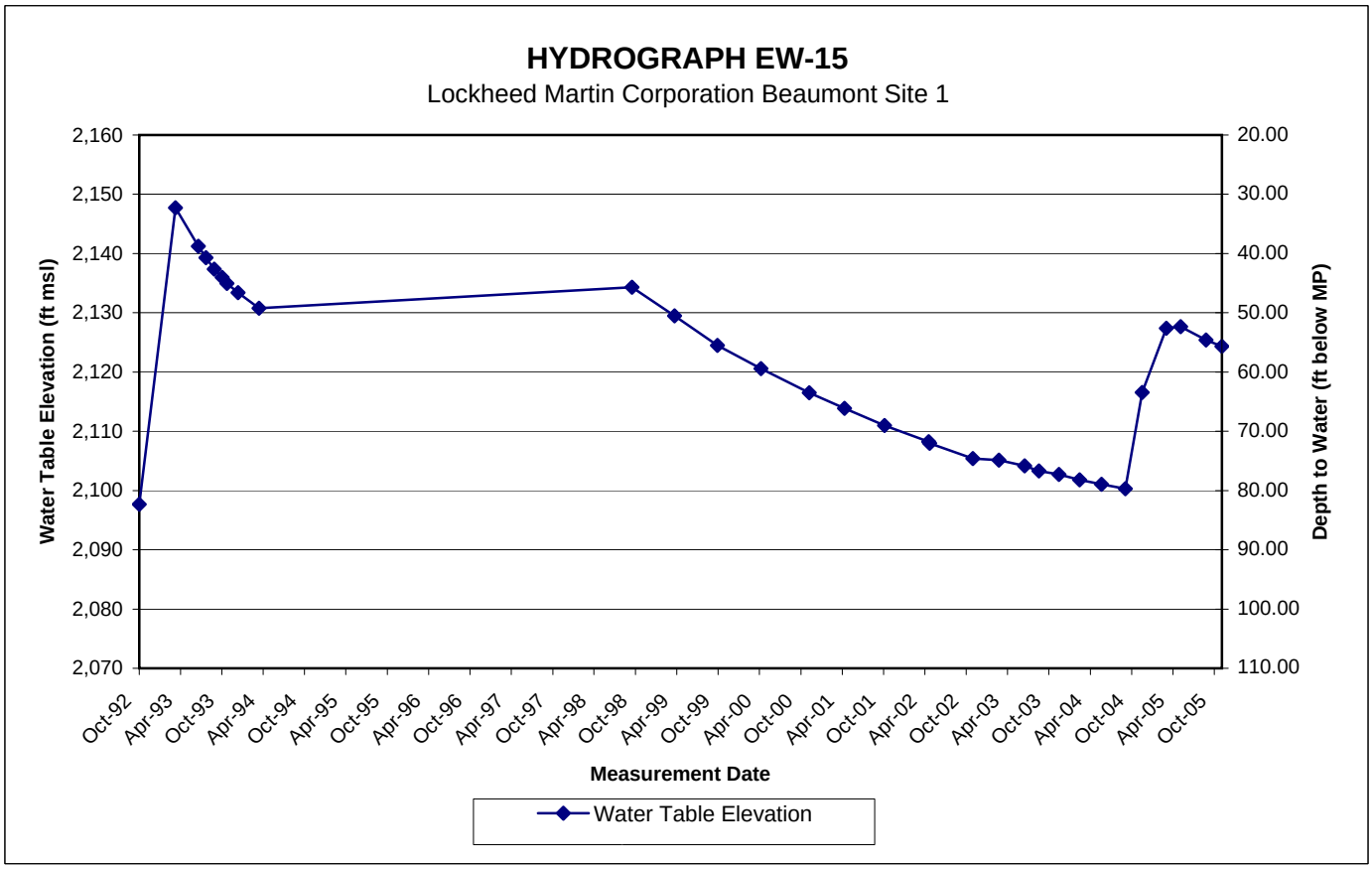
HYDROGRAPH EW-15
Lockheed Martin Corporation Beaumont Site 1
Water Table Elevation (ft msl)
Depth to Water (ft below MP)
2,160
2,150
2,140
2,130
2,120
2,110
2,100
2,090
2,080
2,070
20.00
30.00
40.00
50.00
60.00
70.00
80.00
90.00
100.00
110.00
Oct-92 Apr-93 Oct-93 Apr-94 Oct-94 Apr-95 Oct-95 Apr-96 Oct-96 Apr-97 Oct-97 Apr-98 Oct-98 Apr-99 Oct-99 Apr-00 Oct-00 Apr-01 Oct-01 Apr-02 Oct-02 Apr-03 Oct-03 Apr-04 Oct-04 Apr-05 Oct-05
Measurement Date
Water Table Elevation

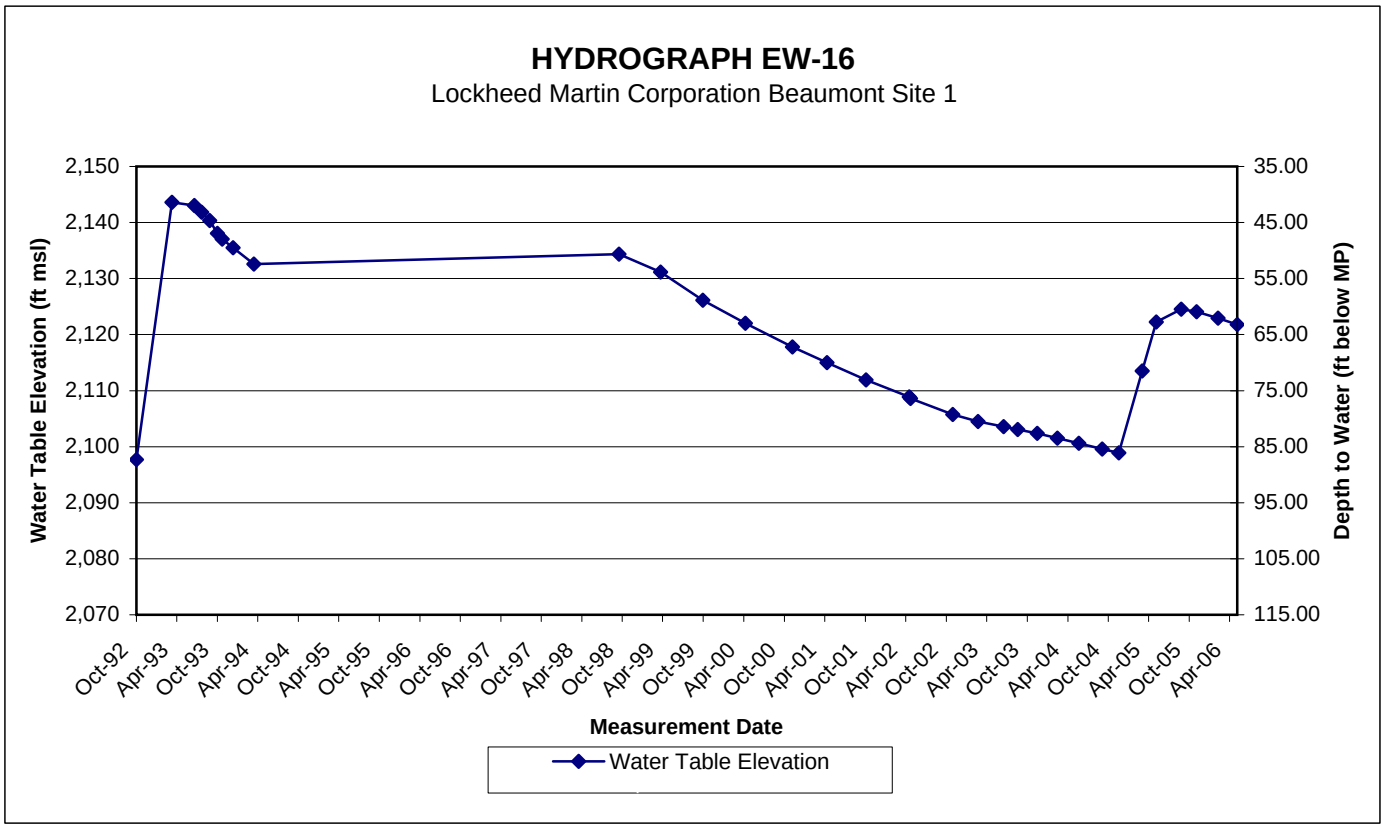
HYDROGRAPH EW-16
Lockheed Martin Corporation Beaumont Site 1
Water Table Elevation (ft msl)
Depth to Water (ft below MP)
2,150
2,140
2,130
2,120
2,110
2,100
2,090
2,080
2,070
35.00
45.00
55.00
65.00
75.00
85.00
95.00
105.00
115.00
Oct-92
Apr-93
Oct-93
Apr-94
Oct-94
Apr-95
Oct-95
Apr-96
Oct-96
Apr-97
Oct-97
Apr-98
Oct-98
Apr-99
Oct-99
Apr-00
Oct-00
Apr-01
Oct-01
Apr-02
Oct-02
Apr-03
Oct-03
Apr-04
Oct-04
Apr-05
Oct-05
Apr-06
Measurement Date
Water Table Elevation

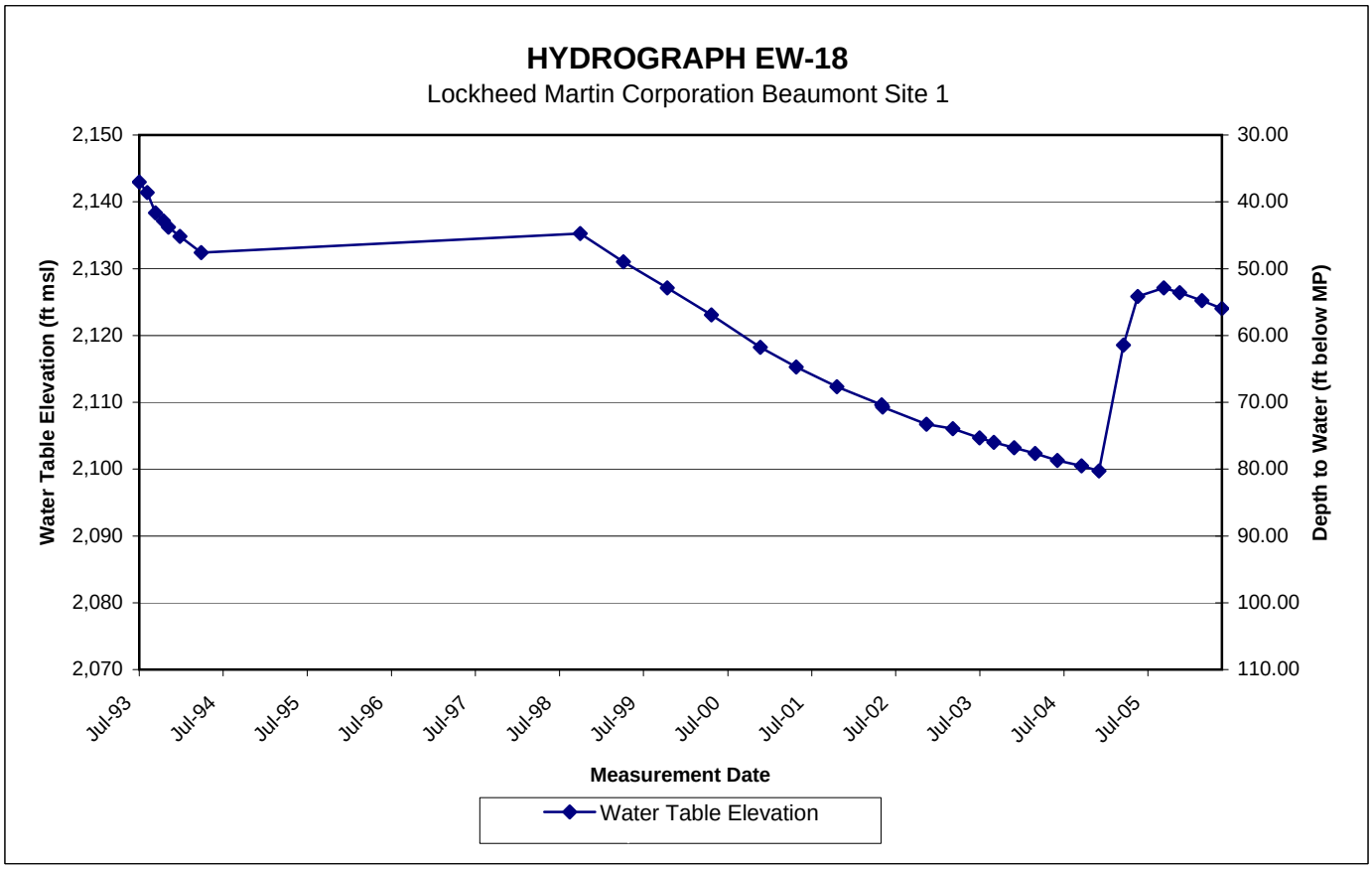
HYDROGRAPH EW-18
Lockheed Martin Corporation Beaumont Site 1
Water Table Elevation (ft msl)
Depth to Water (ft below MP)
2,150
2,140
2,130
2,120
2,110
2,100
2,090
2,080
2,070
30.00
40.00
50.00
60.00
70.00
80.00
90.00
100.00
110.00
Jul-93
Jul-94
Jul-95
Jul-96
Jul-97
Jul-98
Jul-99
Jul-00
Jul-01
Jul-02
Jul-03
Jul-04
Jul-05
Measurement Date
Water Table Elevation

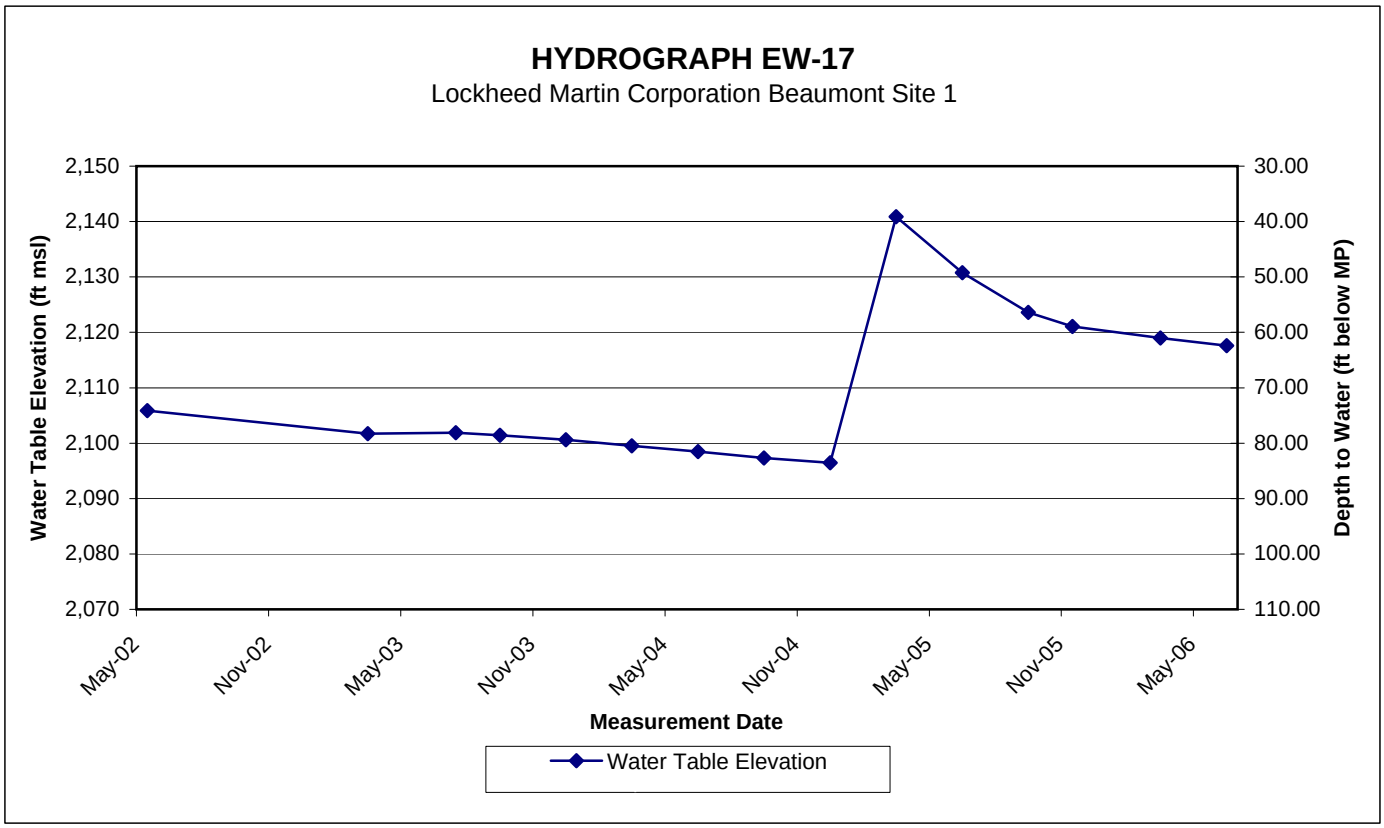
HYDROGRAPH EW-17
Lockheed Martin Corporation Beaumont Site 1
Water Table Elevation (ft msl)
2,150
2,140
2,130
2,120
2,110
2,100
2,090
2,080
2,070
Depth to Water (ft below MP)
30.00
40.00
50.00
60.00
70.00
80.00
90.00
100.00
110.00
May-02
Nov-02
May-03
Nov-03
May-04
Nov-04
May-05
Nov-05
May-06
Measurement Date
Water Table Elevation

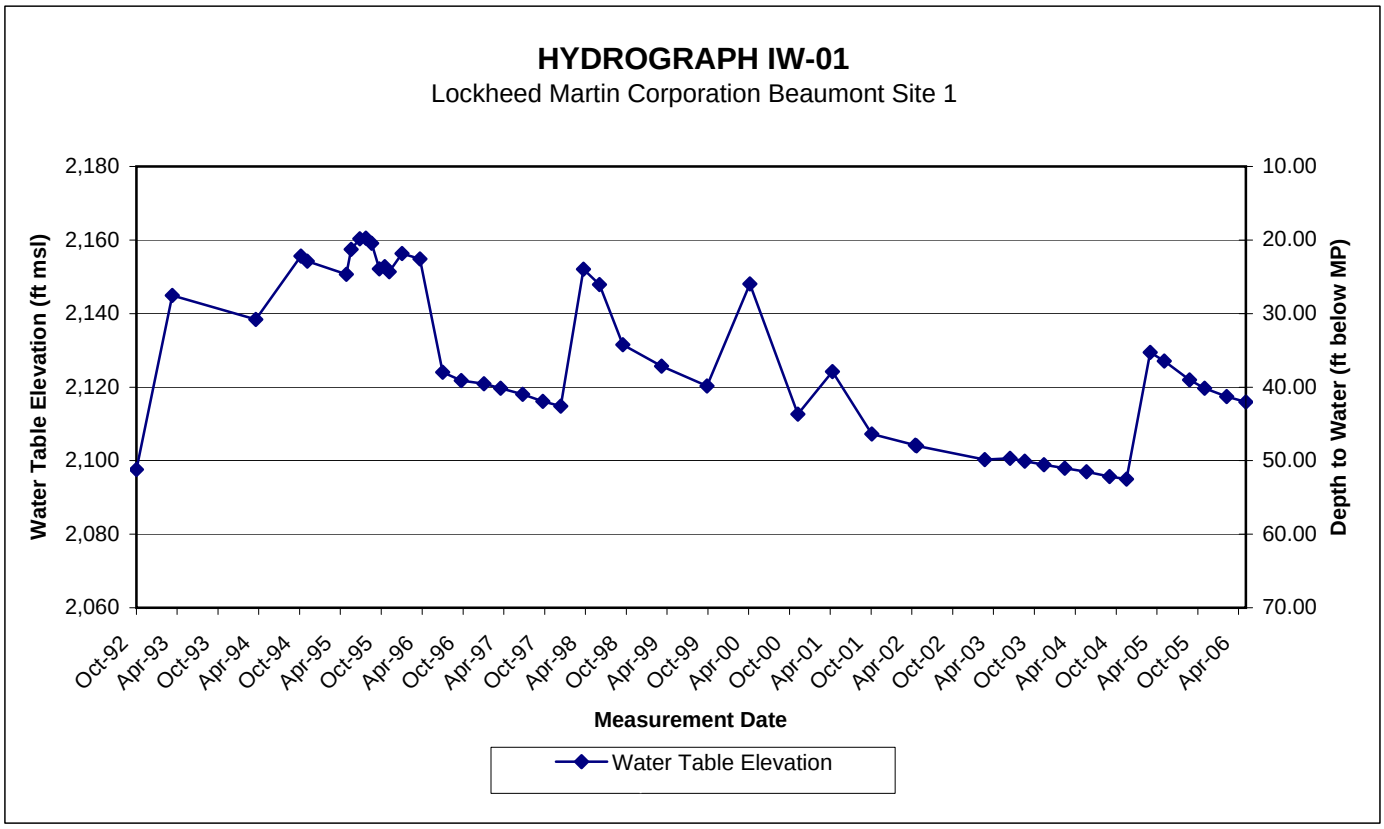
HYDROGRAPH IW-01
Lockheed Martin Corporation Beaumont Site 1
Water Table Elevation (ft msl)
Depth to Water (ft below MP)
2,180
2,160
2,140
2,120
2,100
2,080
2,060
10.00
20.00
30.00
40.00
50.00
60.00
70.00
Oct-92
Apr-93
Oct-93
Apr-94
Oct-94
Apr-95
Oct-95
Apr-96
Oct-96
Apr-97
Oct-97
Apr-98
Oct-98
Apr-99
Oct-99
Apr-00
Oct-00
Apr-01
Oct-01
Apr-02
Oct-02
Apr-03
Oct-03
Apr-04
Oct-04
Apr-05
Oct-05
Apr-06
Measurement Date
Water Table Elevation

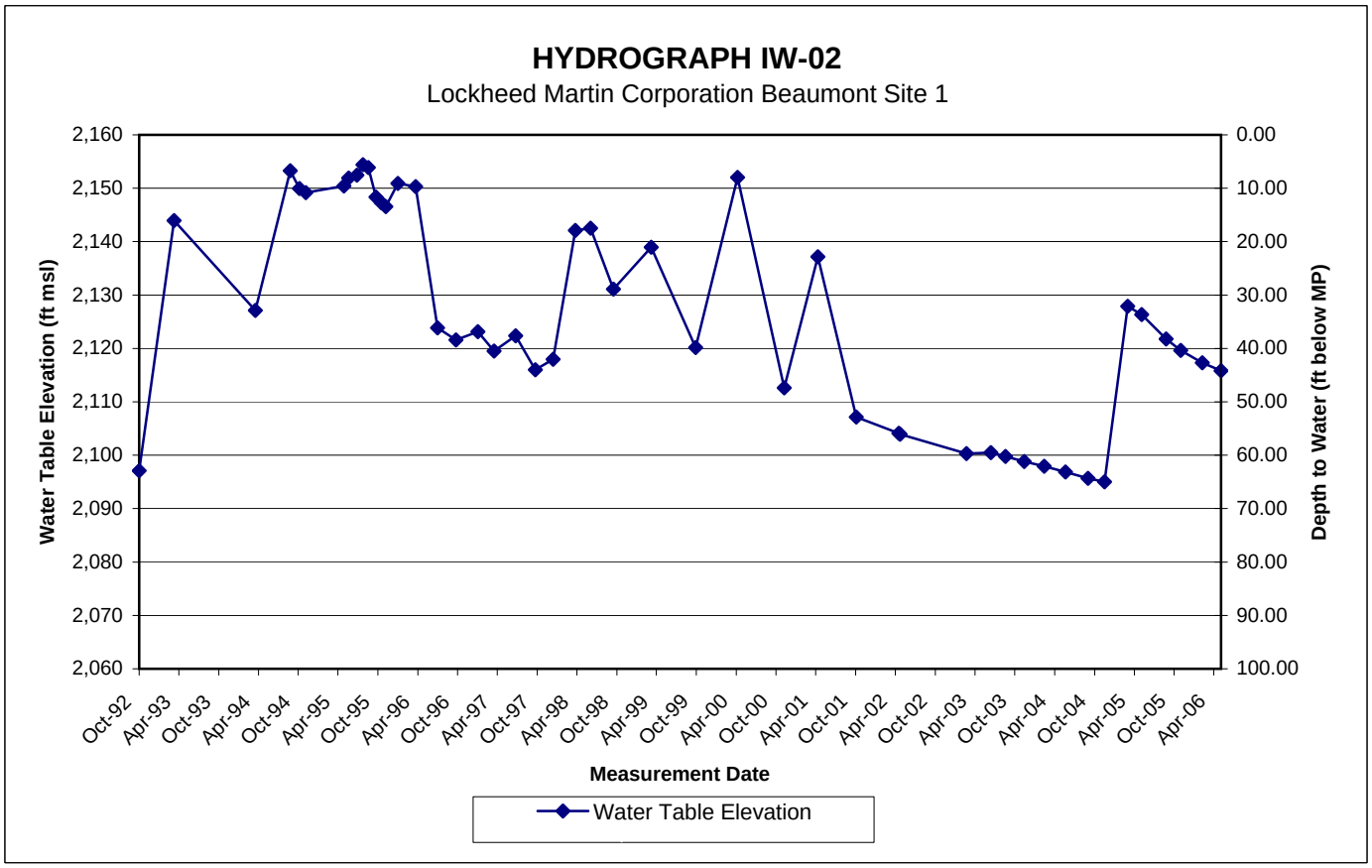
HYDROGRAPH IW-02
Lockheed Martin Corporation Beaumont Site 1
Water Table Elevation (ft msl)
Depth to Water (ft below MP)
2,160
2,150
2,140
2,130
2,120
2,110
2,100
2,090
2,080
2,070
2,060
0.00
10.00
20.00
30.00
40.00
50.00
60.00
70.00
80.00
90.00
100.00
Oct-92
Apr-93
Oct-93
Apr-94
Oct-94
Apr-95
Oct-95
Apr-96
Oct-96
Apr-97
Oct-97
Apr-98
Oct-98
Apr-99
Oct-99
Apr-00
Oct-00
Apr-01
Oct-01
Apr-02
Oct-02
Apr-03
Oct-03
Apr-04
Oct-04
Apr-05
Oct-05
Apr-06
Measurement Date
Water Table Elevation

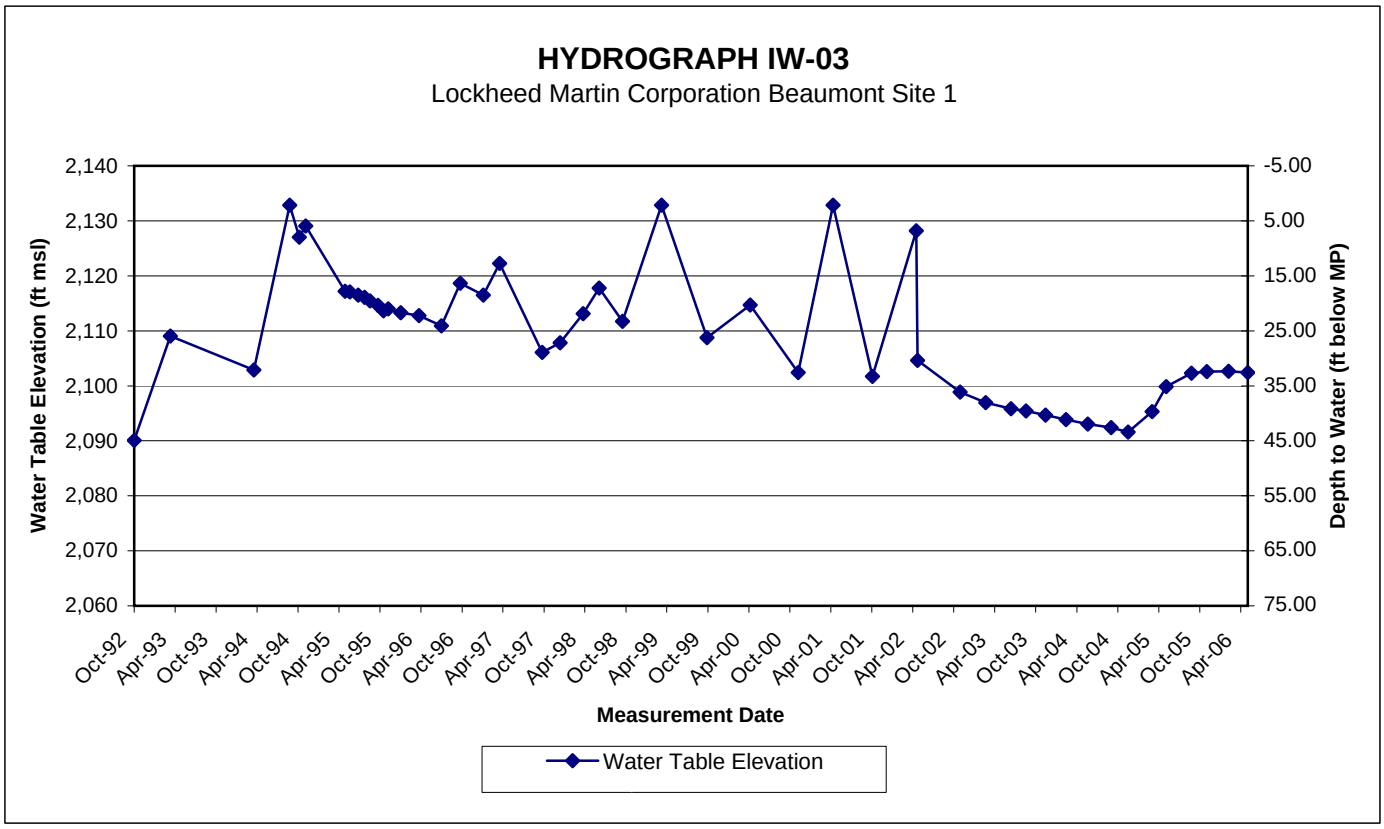
HYDROGRAPH IW-03
Lockheed Martin Corporation Beaumont Site 1
Water Table Elevation (ft msl)
Depth to Water (ft below MP)
2,140
2,130
2,120
2,110
2,100
2,090
2,080
2,070
2,060
-5.00
5.00
15.00
25.00
35.00
45.00
55.00
65.00
75.00
Oct-92
Apr-93
Oct-93
Apr-94
Oct-94
Apr-95
Oct-95
Apr-96
Oct-96
Apr-97
Oct-97
Apr-98
Oct-98
Apr-99
Oct-99
Apr-00
Oct-00
Apr-01
Oct-01
Apr-02
Oct-02
Apr-03
Oct-03
Apr-04
Oct-04
Apr-05
Oct-05
Apr-06
Measurement Date
Water Table Elevation

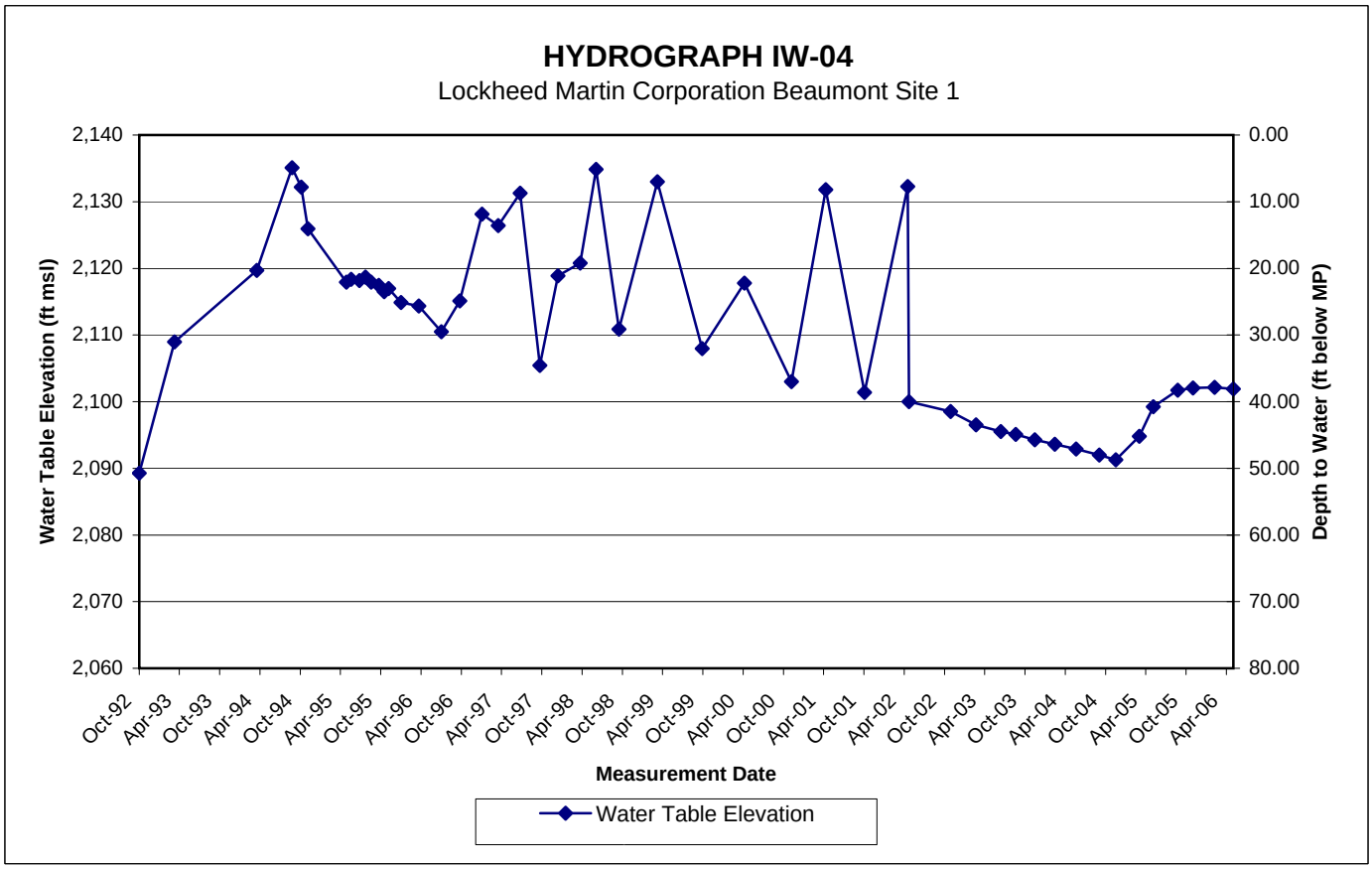
HYDROGRAPH IW-04
Lockheed Martin Corporation Beaumont Site 1
Water Table Elevation (ft msl)
Depth to Water (ft below MP)
2,140
2,130
2,120
2,110
2,100
2,090
2,080
2,070
2,060
0.00
10.00
20.00
30.00
40.00
50.00
60.00
70.00
80.00
Oct-92
Apr-93
Oct-93
Apr-94
Oct-94
Apr-95
Oct-95
Apr-96
Oct-96
Apr-97
Oct-97
Apr-98
Oct-98
Apr-99
Oct-99
Apr-00
Oct-00
Apr-01
Oct-01
Apr-02
Oct-02
Apr-03
Oct-03
Apr-04
Oct-04
Apr-05
Oct-05
Apr-06
Measurement Date
Water Table Elevation

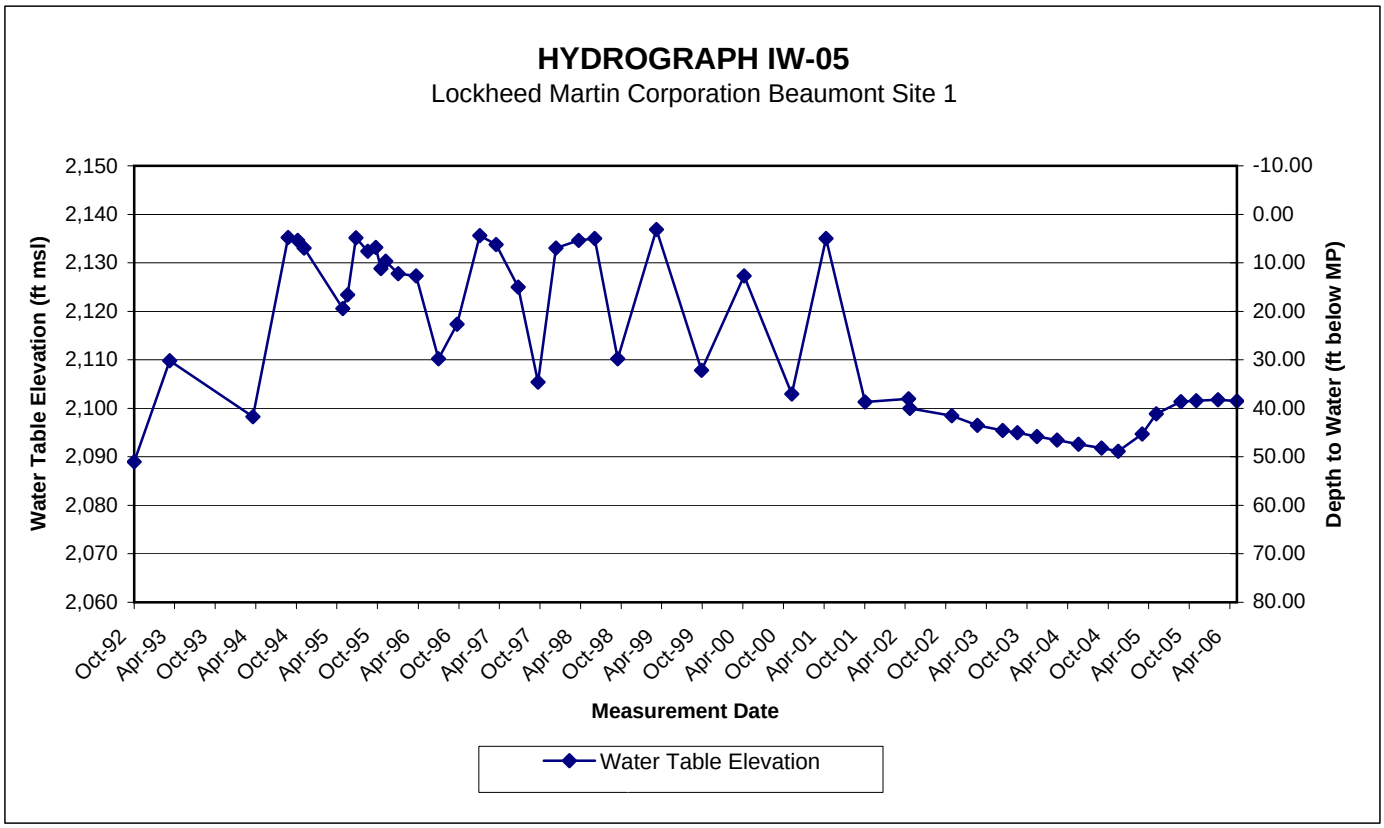
HYDROGRAPH IW-05
Lockheed Martin Corporation Beaumont Site 1
Water Table Elevation (ft msl)
Depth to Water (ft below MP)
2,150
2,140
2,130
2,120
2,110
2,100
2,090
2,080
2,070
2,060
-10.00
0.00
10.00
20.00
30.00
40.00
50.00
60.00
70.00
80.00
Oct-92
Apr-93
Oct-93
Apr-94
Oct-94
Apr-95
Oct-95
Apr-96
Oct-96
Apr-97
Oct-97
Apr-98
Oct-98
Apr-99
Oct-99
Apr-00
Oct-00
Apr-01
Oct-01
Apr-02
Oct-02
Apr-03
Oct-03
Apr-04
Oct-04
Apr-05
Oct-05
Apr-06
Measurement Date
Water Table Elevation

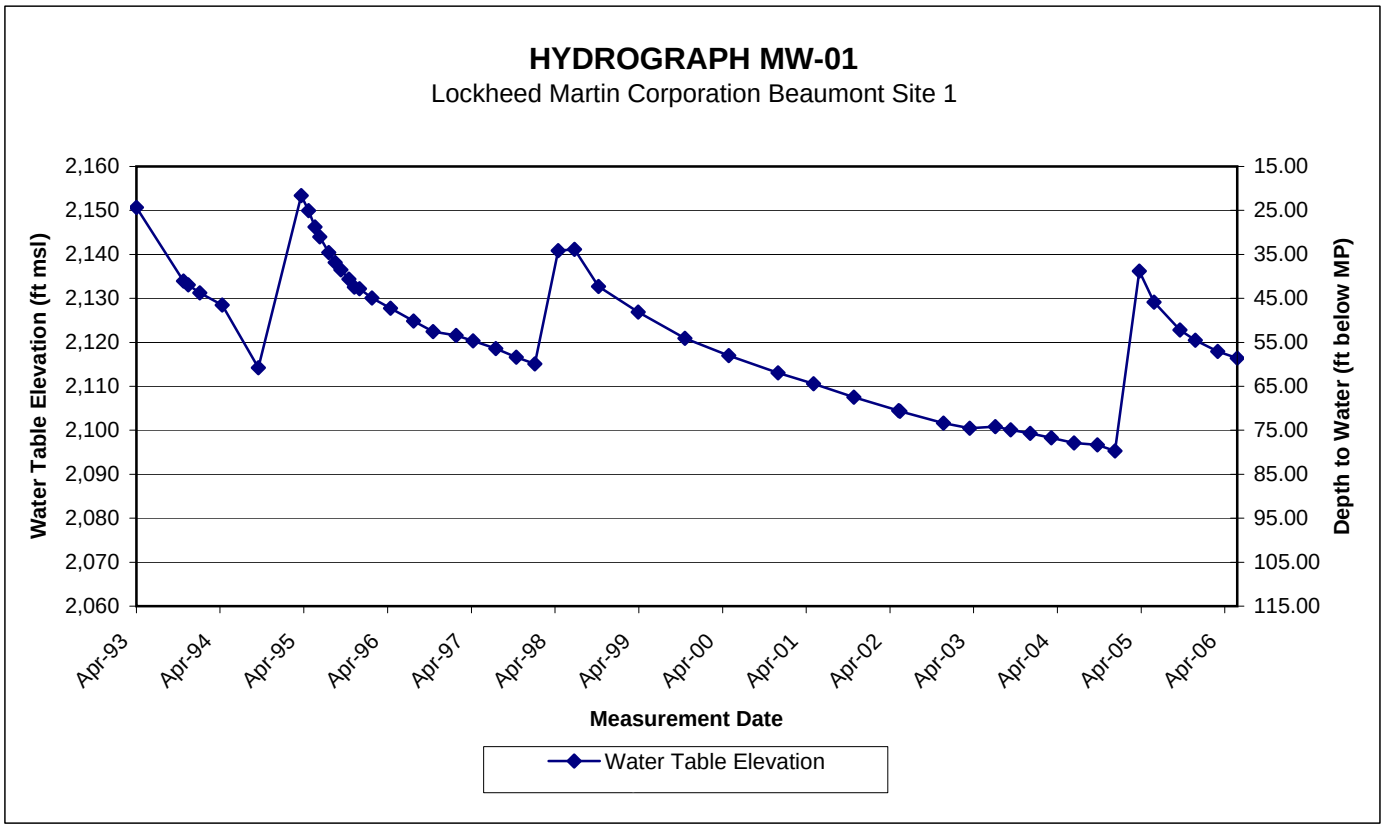
HYDROGRAPH MW-01
Lockheed Martin Corporation Beaumont Site 1
Water Table Elevation (ft msl)
Depth to Water (ft below MP)
2,160
2,150
2,140
2,130
2,120
2,110
2,100
2,090
2,080
2,070
2,060
15.00
25.00
35.00
45.00
55.00
65.00
75.00
85.00
95.00
105.00
115.00
Apr-93
Apr-94
Apr-95
Apr-96
Apr-97
Apr-98
Apr-99
Apr-00
Apr-01
Apr-02
Apr-03
Apr-04
Apr-05
Apr-06
Measurement Date
Water Table Elevation

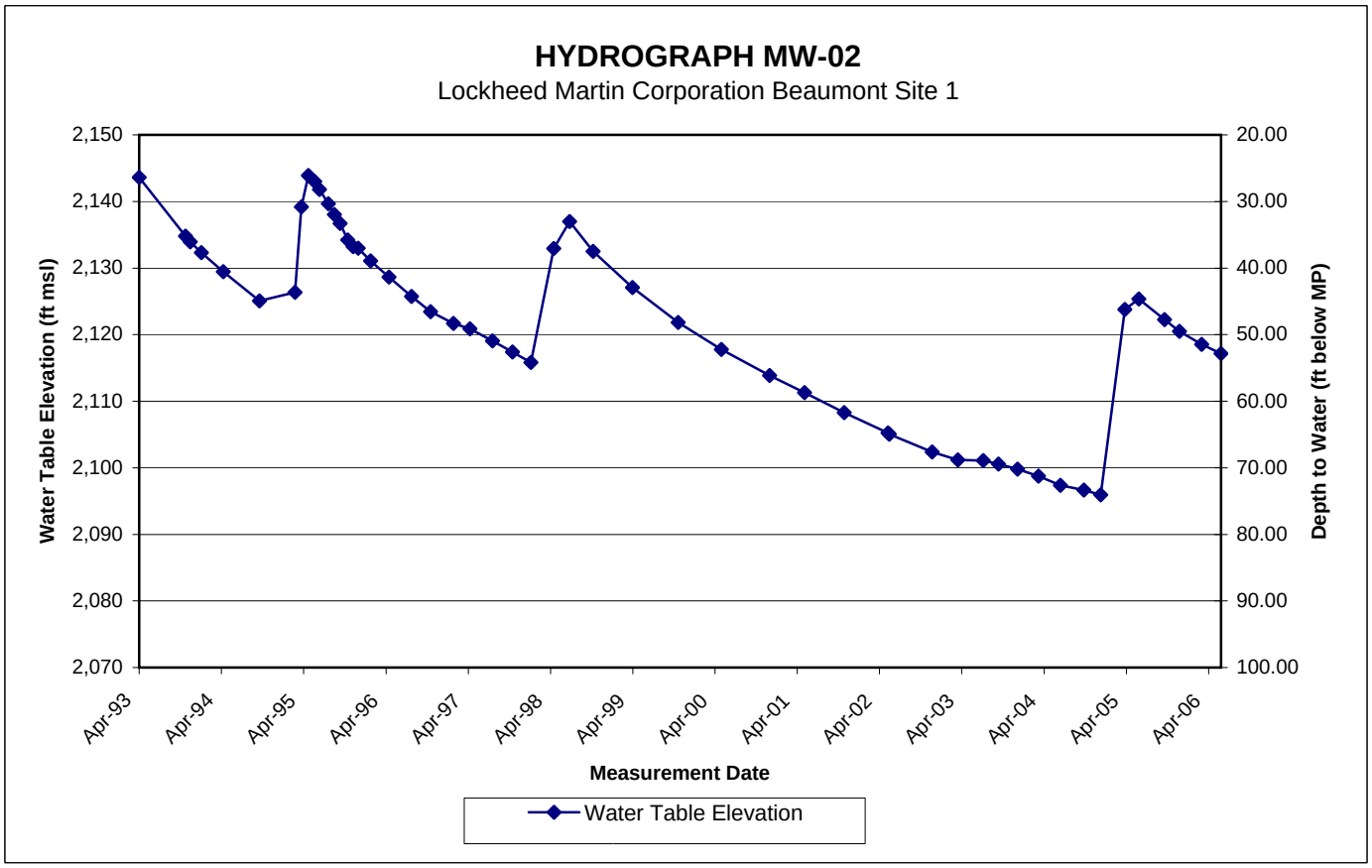
HYDROGRAPH MW-02
Lockheed Martin Corporation Beaumont Site 1
Water Table Elevation (ft msl)
Depth to Water (ft below MP)
2,150
2,140
2,130
2,120
2,110
2,100
2,090
2,080
2,070
20.00
30.00
40.00
50.00
60.00
70.00
80.00
90.00
100.00
Apr-93
Apr-94
Apr-95
Apr-96
Apr-97
Apr-98
Apr-99
Apr-00
Apr-01
Apr-02
Apr-03
Apr-04
Apr-05
Apr-06
Measurement Date
Water Table Elevation

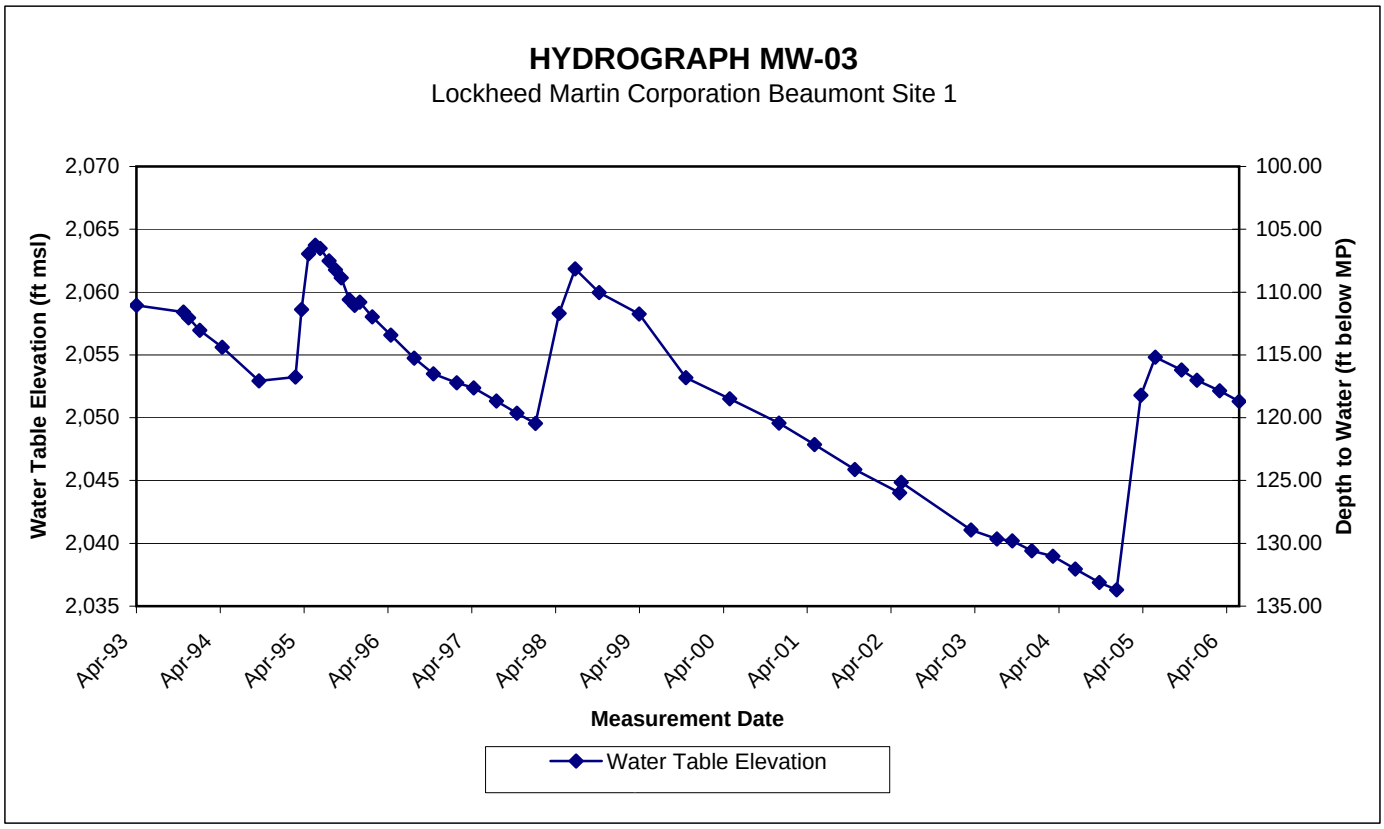
HYDROGRAPH MW-03
Lockheed Martin Corporation Beaumont Site 1
Water Table Elevation (ft msl)
Depth to Water (ft below MP)
2,070
2,065
2,060
2,055
2,050
2,045
2,040
2,035
100.00
105.00
110.00
115.00
120.00
125.00
130.00
135.00
Apr-93
Apr-94
Apr-95
Apr-96
Apr-97
Apr-98
Apr-99
Apr-00
Apr-01
Apr-02
Apr-03
Apr-04
Apr-05
Apr-06
Measurement Date
Water Table Elevation

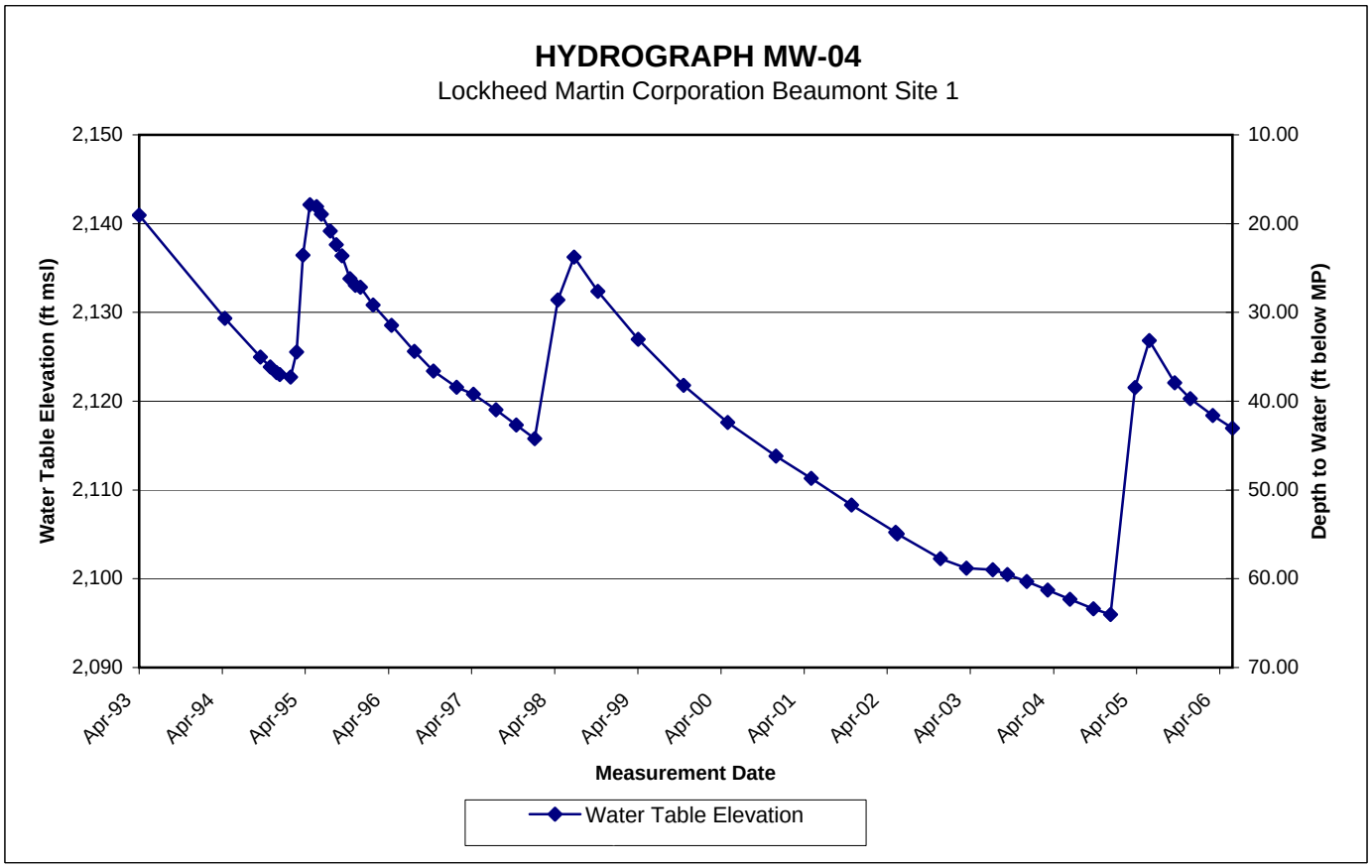
HYDROGRAPH MW-04
Lockheed Martin Corporation Beaumont Site 1
Water Table Elevation (ft msl)
Depth to Water (ft below MP)
2,150
2,140
2,130
2,120
2,110
2,100
2,090
10.00
20.00
30.00
40.00
50.00
60.00
70.00
Apr-93
Apr-94
Apr-95
Apr-96
Apr-97
Apr-98
Apr-99
Apr-00
Apr-01
Apr-02
Apr-03
Apr-04
Apr-05
Apr-06
Measurement Date
Water Table Elevation

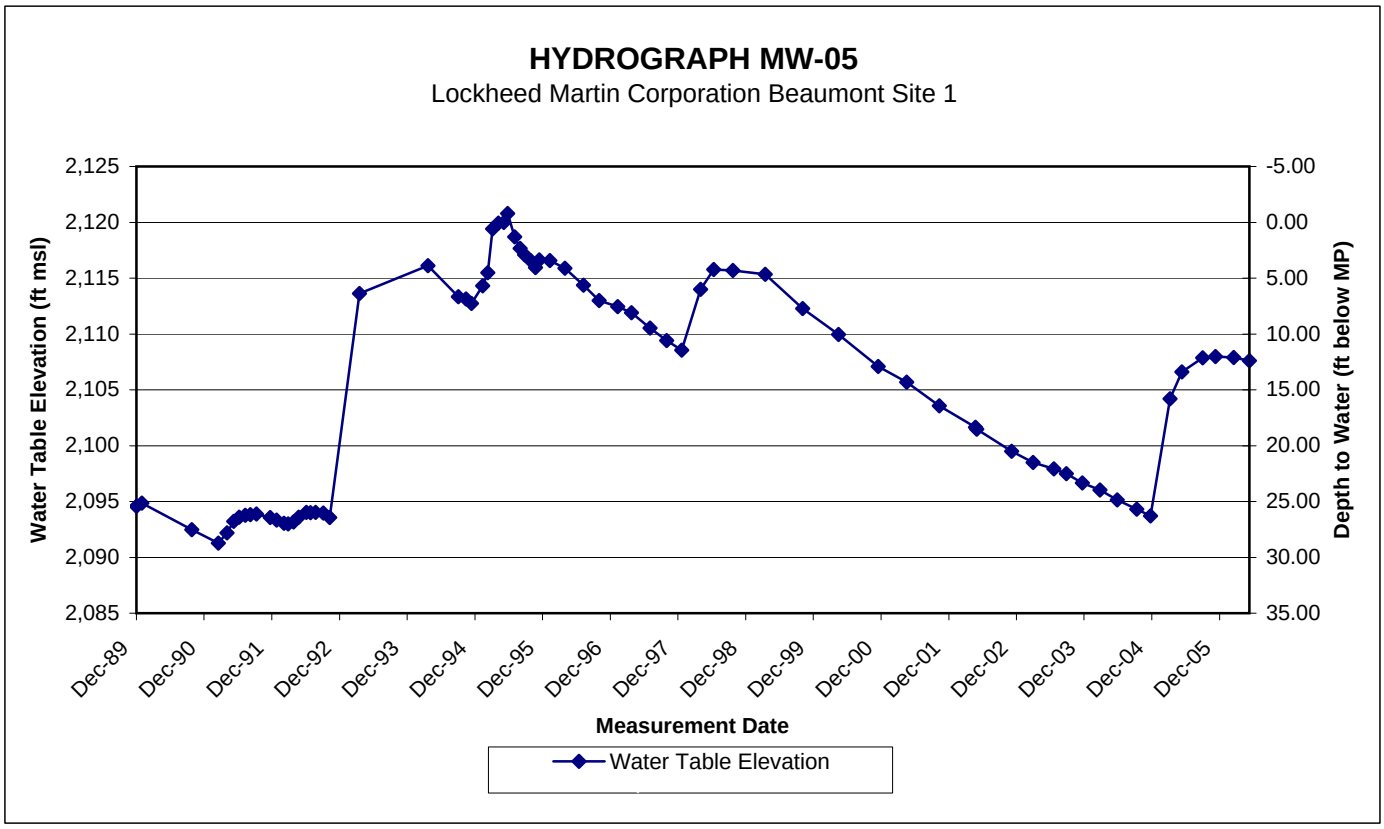
HYDROGRAPH MW-05
Lockheed Martin Corporation Beaumont Site 1
Water Table Elevation (ft msl)
Depth to Water (ft below MP)
2,125
2,120
2,115
2,110
2,105
2,100
2,095
2,090
2,085
-5.00
0.00
5.00
10.00
15.00
20.00
25.00
30.00
35.00
Dec-89
Dec-90
Dec-91
Dec-92
Dec-93
Dec-94
Dec-95
Dec-96
Dec-97
Dec-98
Dec-99
Dec-00
Dec-01
Dec-02
Dec-03
Dec-04
Dec-05
Measurement Date
Water Table Elevation

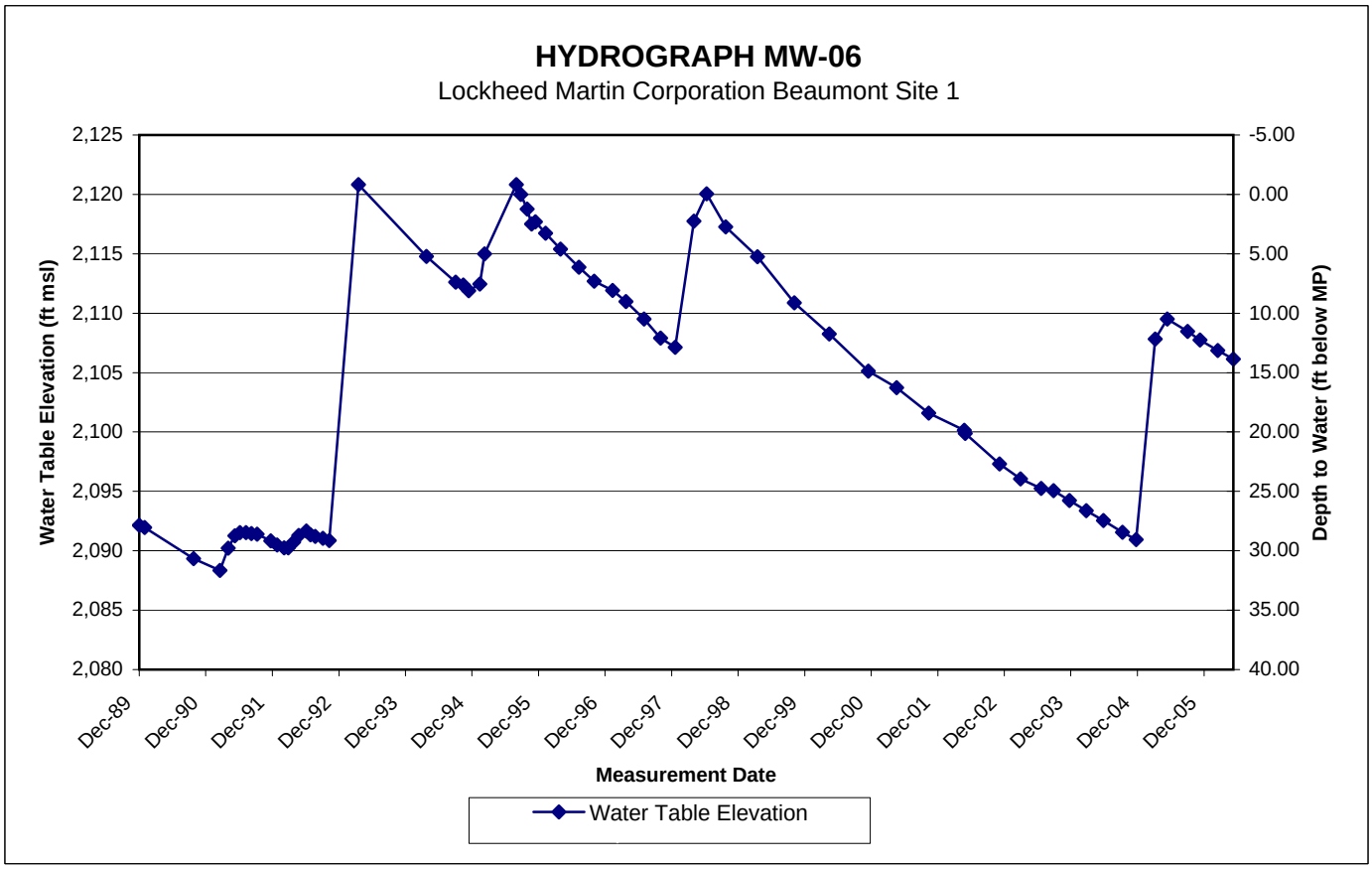
HYDROGRAPH MW-06
Lockheed Martin Corporation Beaumont Site 1
Water Table Elevation (ft msl)
Depth to Water (ft below MP)
2,125
2,120
2,115
2,110
2,105
2,100
2,095
2,090
2,085
2,080
-5.00
0.00
5.00
10.00
15.00
20.00
25.00
30.00
35.00
40.00
Dec-89
Dec-90
Dec-91
Dec-92
Dec-93
Dec-94
Dec-95
Dec-96
Dec-97
Dec-98
Dec-99
Dec-00
Dec-01
Dec-02
Dec-03
Dec-04
Dec-05
Measurement Date
Water Table Elevation

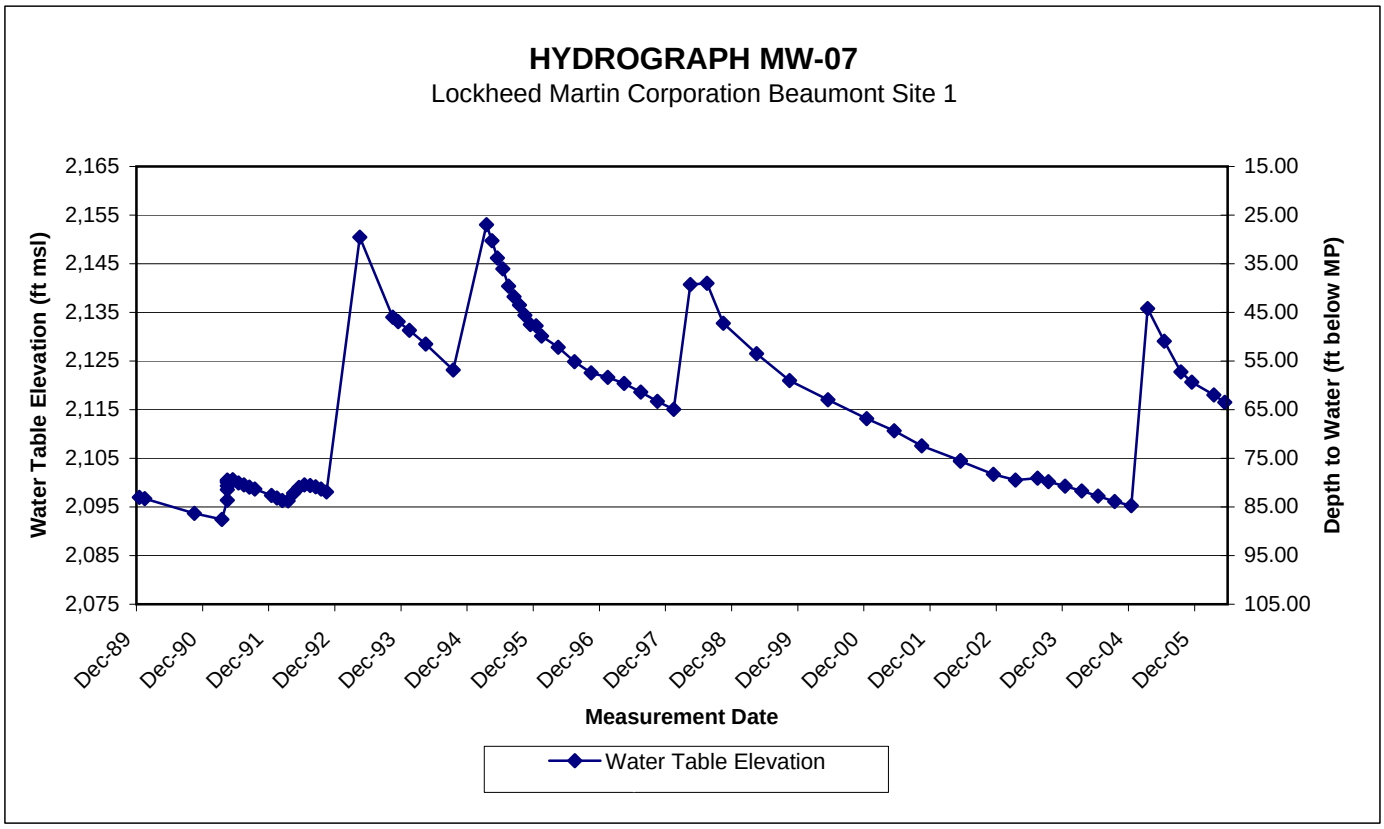
HYDROGRAPH MW-07
Lockheed Martin Corporation Beaumont Site 1
Water Table Elevation (ft msl)
2,165
2,155
2,145
2,135
2,125
2,115
2,105
2,095
2,085
2,075
Depth to Water (ft below MP)
15.00
25.00
35.00
45.00
55.00
65.00
75.00
85.00
95.00
105.00
Dec-89
Dec-90
Dec-91
Dec-92
Dec-93
Dec-94
Dec-95
Dec-96
Dec-97
Dec-98
Dec-99
Dec-00
Dec-01
Dec-02
Dec-03
Dec-04
Dec-05
Measurement Date
Water Table Elevation

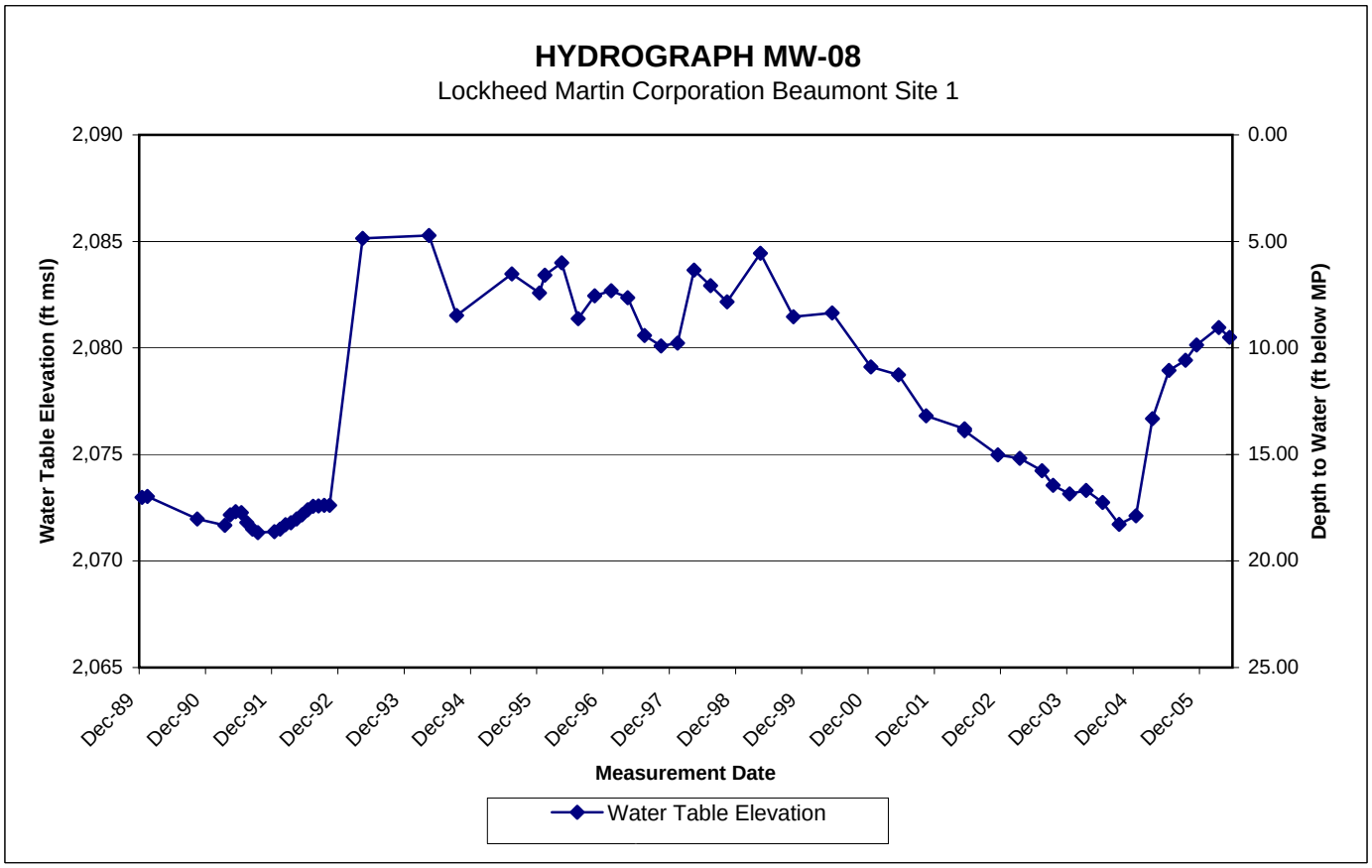
HYDROGRAPH MW-08
Lockheed Martin Corporation Beaumont Site 1
Water Table Elevation (ft msl)
2,090
2,085
2,080
2,075
2,070
2,065
Depth to Water (ft below MP)
0.00
5.00
10.00
15.00
20.00
25.00
Dec-89
Dec-90
Dec-91
Dec-92
Dec-93
Dec-94
Dec-95
Dec-96
Dec-97
Dec-98
Dec-99
Dec-00
Dec-01
Dec-02
Dec-03
Dec-04
Dec-05
Measurement Date
Water Table Elevation

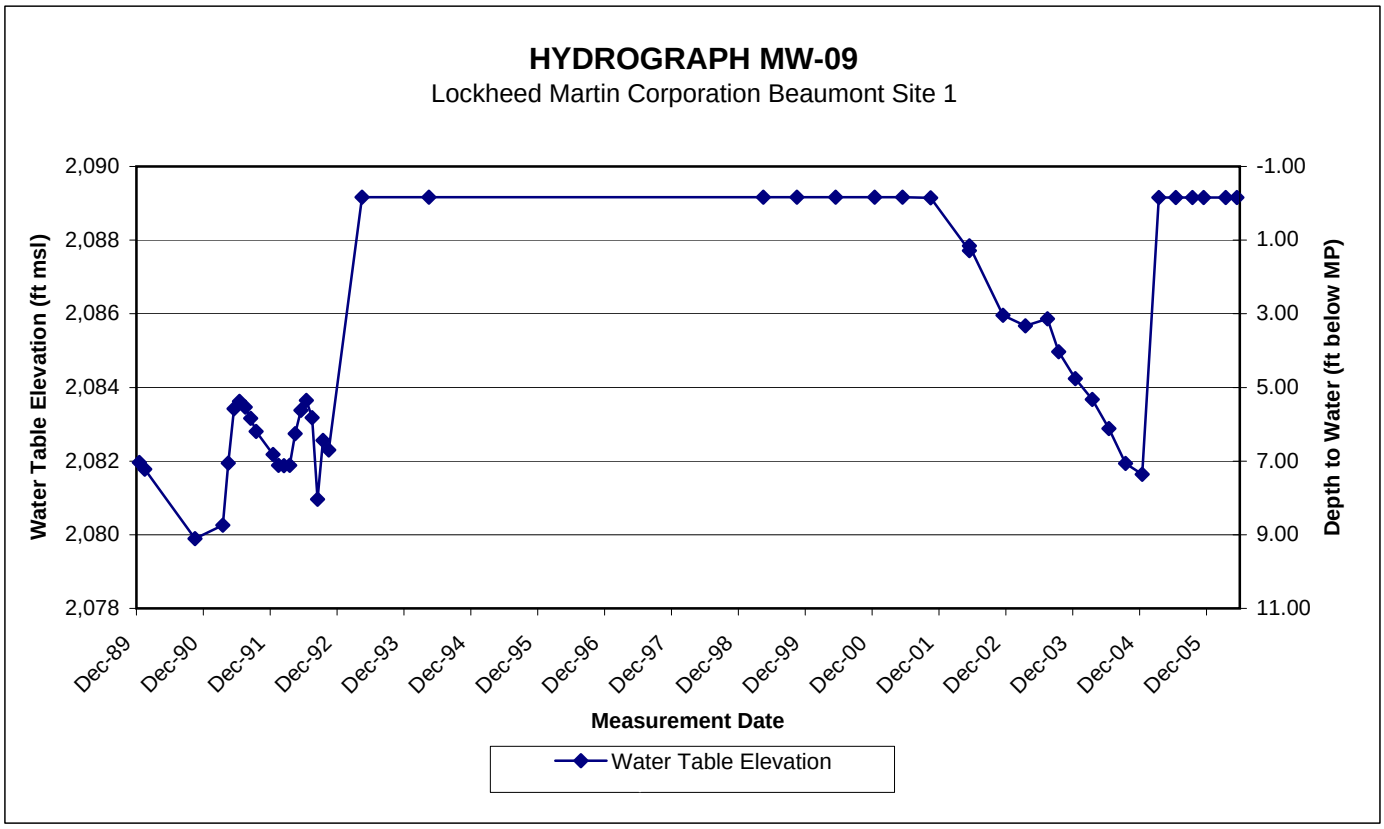
HYDROGRAPH MW-09
Lockheed Martin Corporation Beaumont Site 1
Water Table Elevation (ft msl)
Depth to Water (ft below MP)
2,090
2,088
2,086
2,084
2,082
2,080
2,078
-1.00
1.00
3.00
5.00
7.00
9.00
11.00
Dec-89
Dec-90
Dec-91
Dec-92
Dec-93
Dec-94
Dec-95
Dec-96
Dec-97
Dec-98
Dec-99
Dec-00
Dec-01
Dec-02
Dec-03
Dec-04
Dec-05
Measurement Date
Water Table Elevation

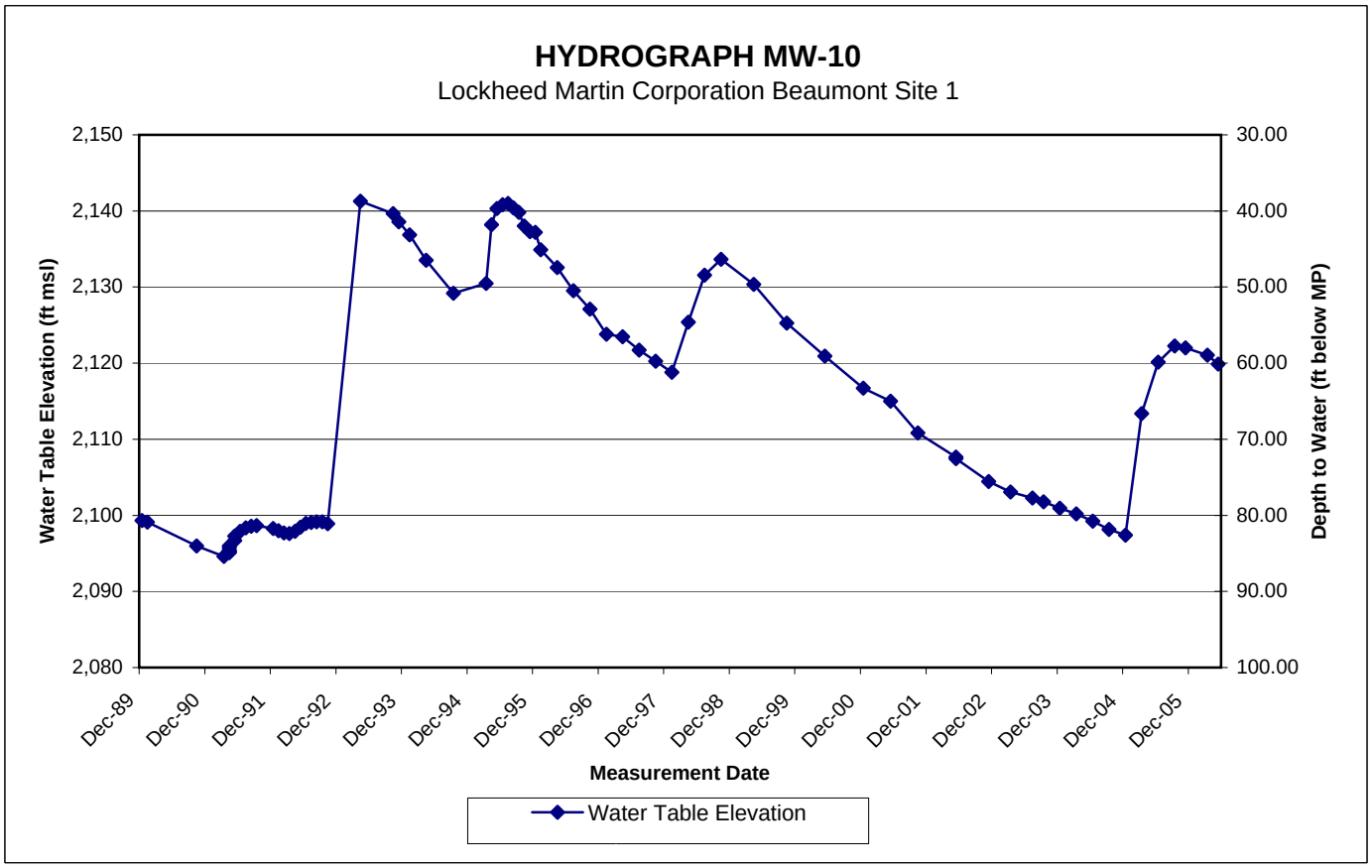
HYDROGRAPH MW-10
Lockheed Martin Corporation Beaumont Site 1
Water Table Elevation (ft msl)
Depth to Water (ft below MP)
2,150
2,140
2,130
2,120
2,110
2,100
2,090
2,080
30.00
40.00
50.00
60.00
70.00
80.00
90.00
100.00
Dec-89
Dec-90
Dec-91
Dec-92
Dec-93
Dec-94
Dec-95
Dec-96
Dec-97
Dec-98
Dec-99
Dec-00
Dec-01
Dec-02
Dec-03
Dec-04
Dec-05
Measurement Date
Water Table Elevation

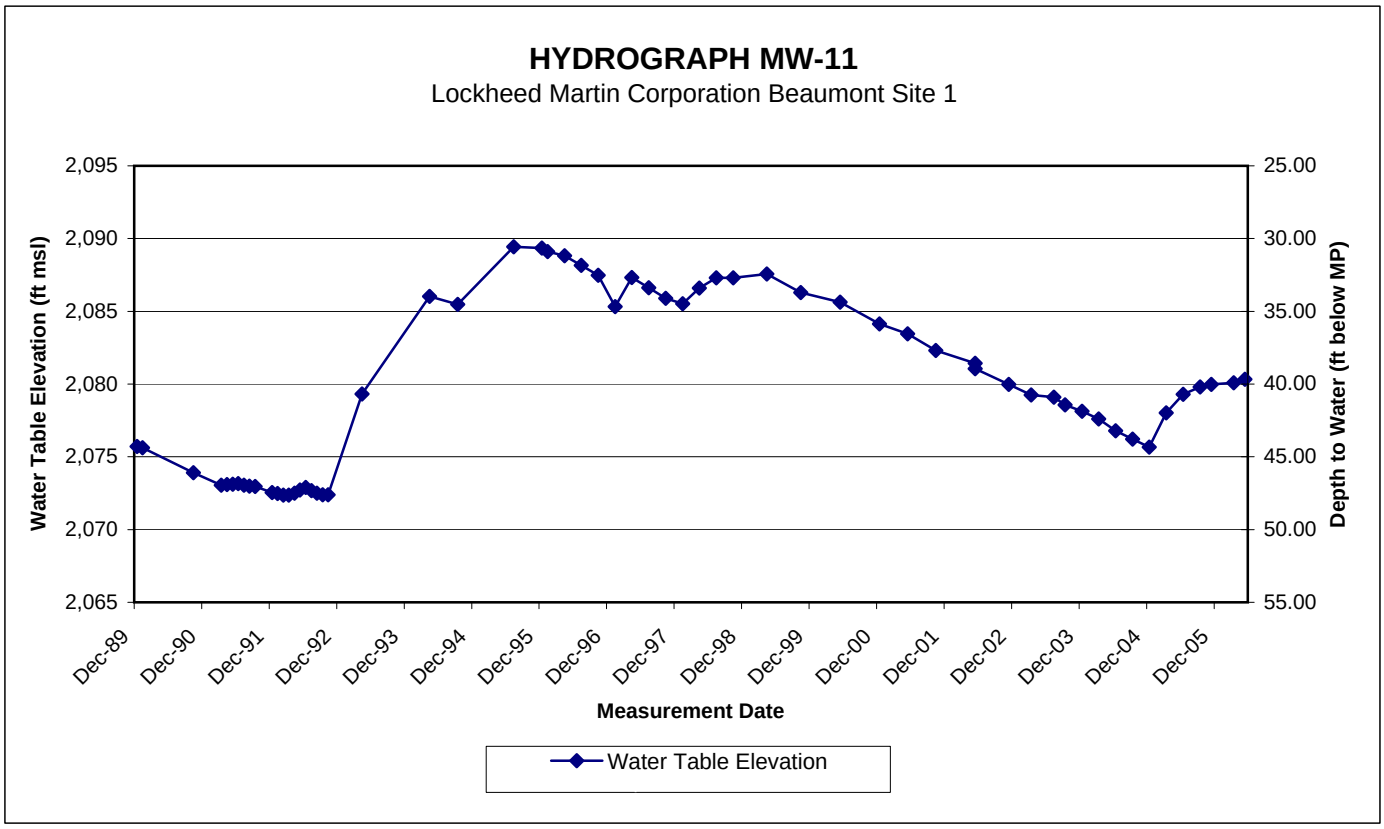
HYDROGRAPH MW-11
Lockheed Martin Corporation Beaumont Site 1
Water Table Elevation (ft msl)
Depth to Water (ft below MP)
2,095
2,090
2,085
2,080
2,075
2,070
2,065
25.00
30.00
35.00
40.00
45.00
50.00
55.00
Dec-89
Dec-90
Dec-91
Dec-92
Dec-93
Dec-94
Dec-95
Dec-96
Dec-97
Dec-98
Dec-99
Dec-00
Dec-01
Dec-02
Dec-03
Dec-04
Dec-05
Measurement Date
Water Table Elevation

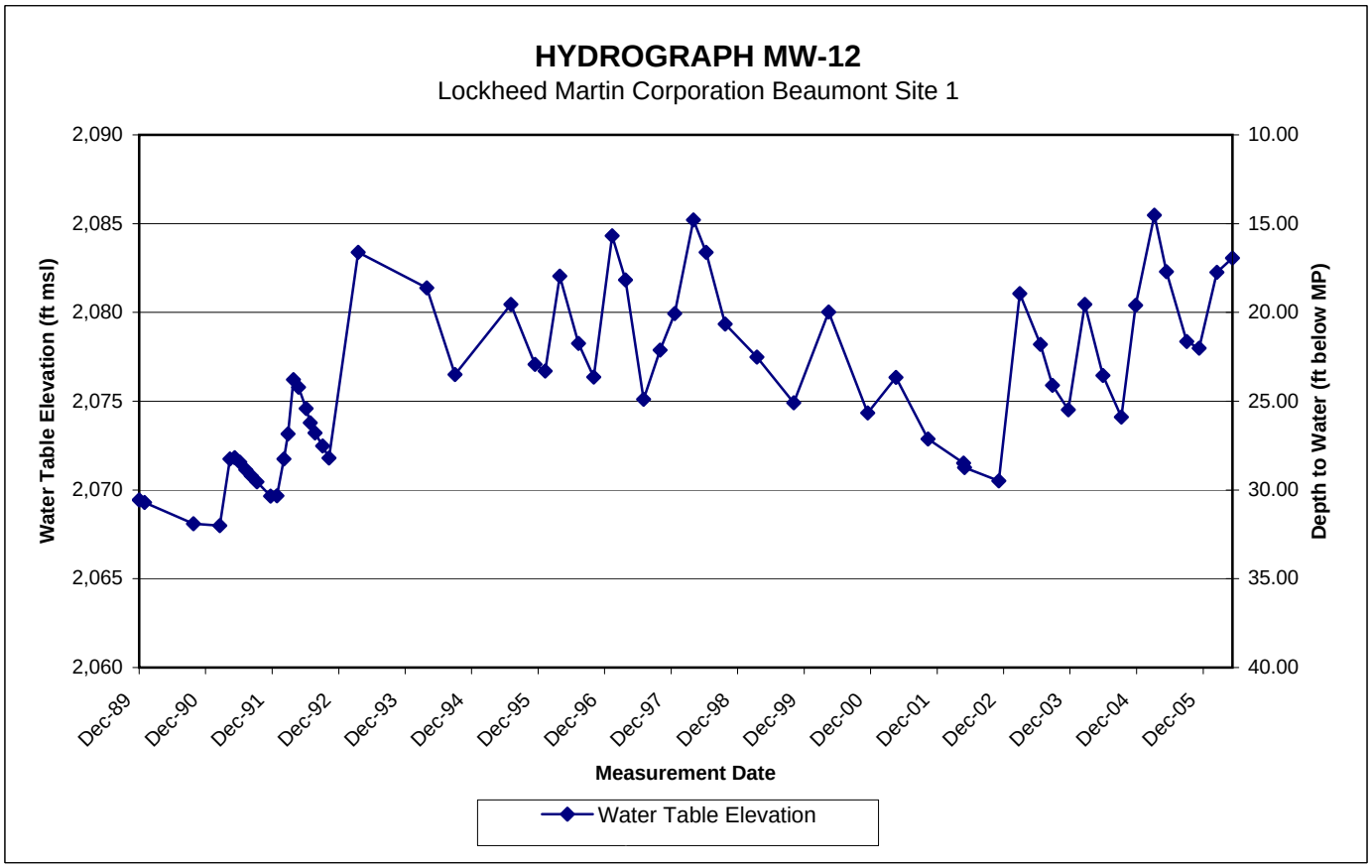
HYDROGRAPH MW-12
Lockheed Martin Corporation Beaumont Site 1
Water Table Elevation (ft msl)
Depth to Water (ft below MP)
2,090
2,085
2,080
2,075
2,070
2,065
2,060
10.00
15.00
20.00
25.00
30.00
35.00
40.00
Dec-89
Dec-90
Dec-91
Dec-92
Dec-93
Dec-94
Dec-95
Dec-96
Dec-97
Dec-98
Dec-99
Dec-00
Dec-01
Dec-02
Dec-03
Dec-04
Dec-05
Measurement Date
Water Table Elevation

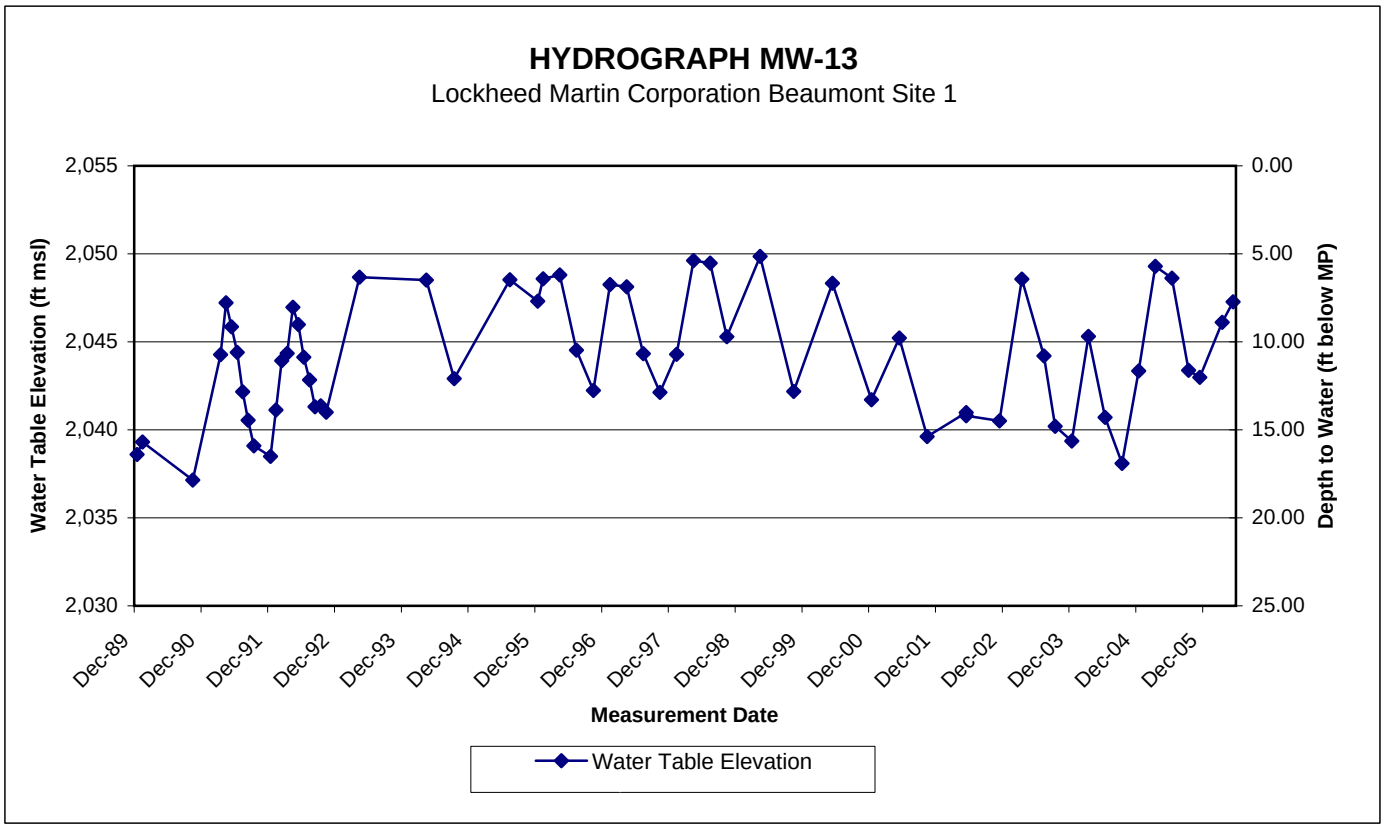
HYDROGRAPH MW-13
Lockheed Martin Corporation Beaumont Site 1
Water Table Elevation (ft msl)
Depth to Water (ft below MP)
2,055
2,050
2,045
2,040
2,035
2,030
0.00
5.00
10.00
15.00
20.00
25.00
Dec-89
Dec-90
Dec-91
Dec-92
Dec-93
Dec-94
Dec-95
Dec-96
Dec-97
Dec-98
Dec-99
Dec-00
Dec-01
Dec-02
Dec-03
Dec-04
Dec-05
Measurement Date
Water Table Elevation

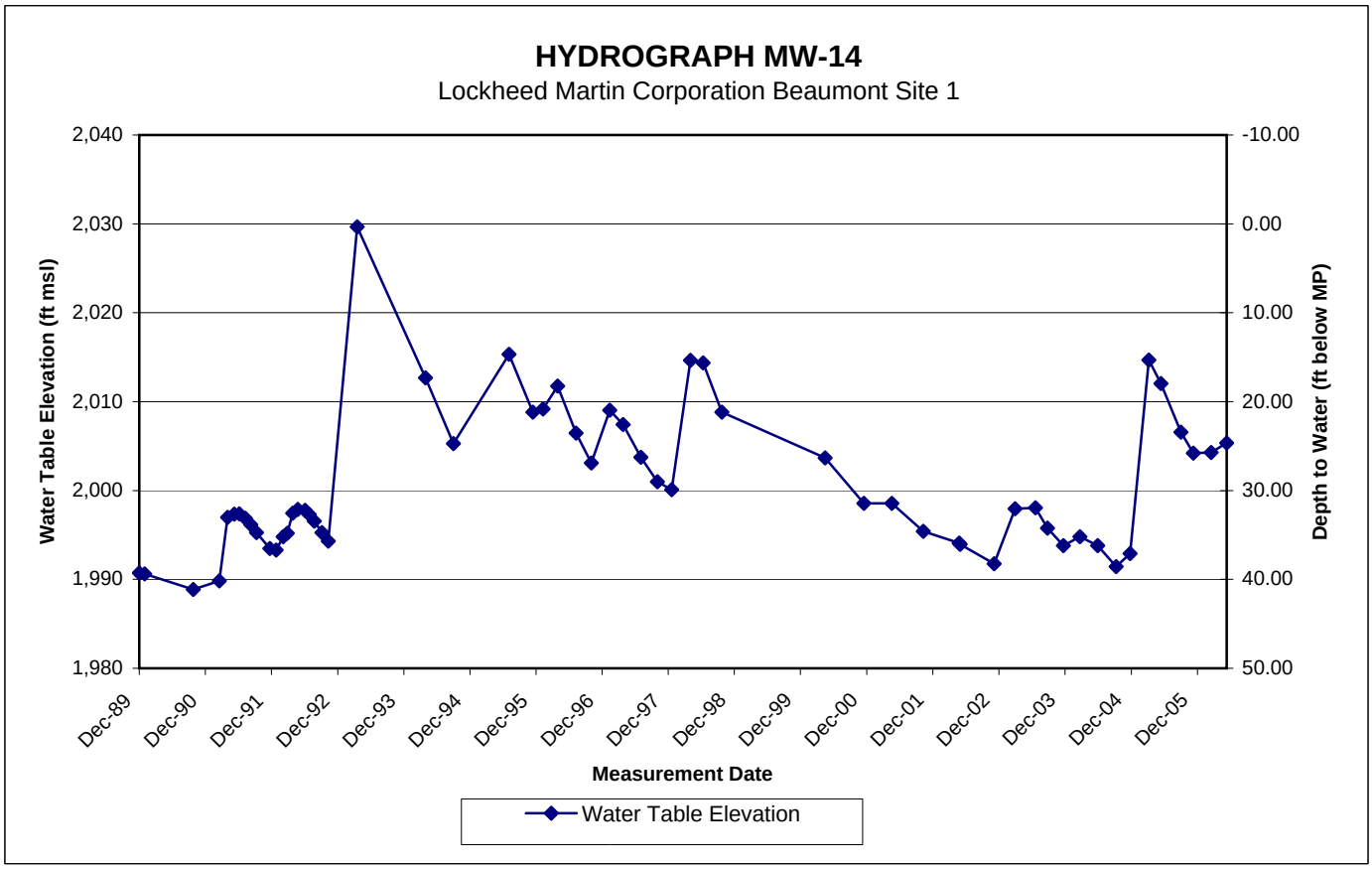
HYDROGRAPH MW-14
Lockheed Martin Corporation Beaumont Site 1
Water Table Elevation (ft msl)
Depth to Water (ft below MP)
2,040
2,030
2,020
2,010
2,000
1,990
1,980
-10.00
0.00
10.00
20.00
30.00
40.00
50.00
Dec-89
Dec-90
Dec-91
Dec-92
Dec-93
Dec-94
Dec-95
Dec-96
Dec-97
Dec-98
Dec-99
Dec-00
Dec-01
Dec-02
Dec-03
Dec-04
Dec-05
Measurement Date
Water Table Elevation

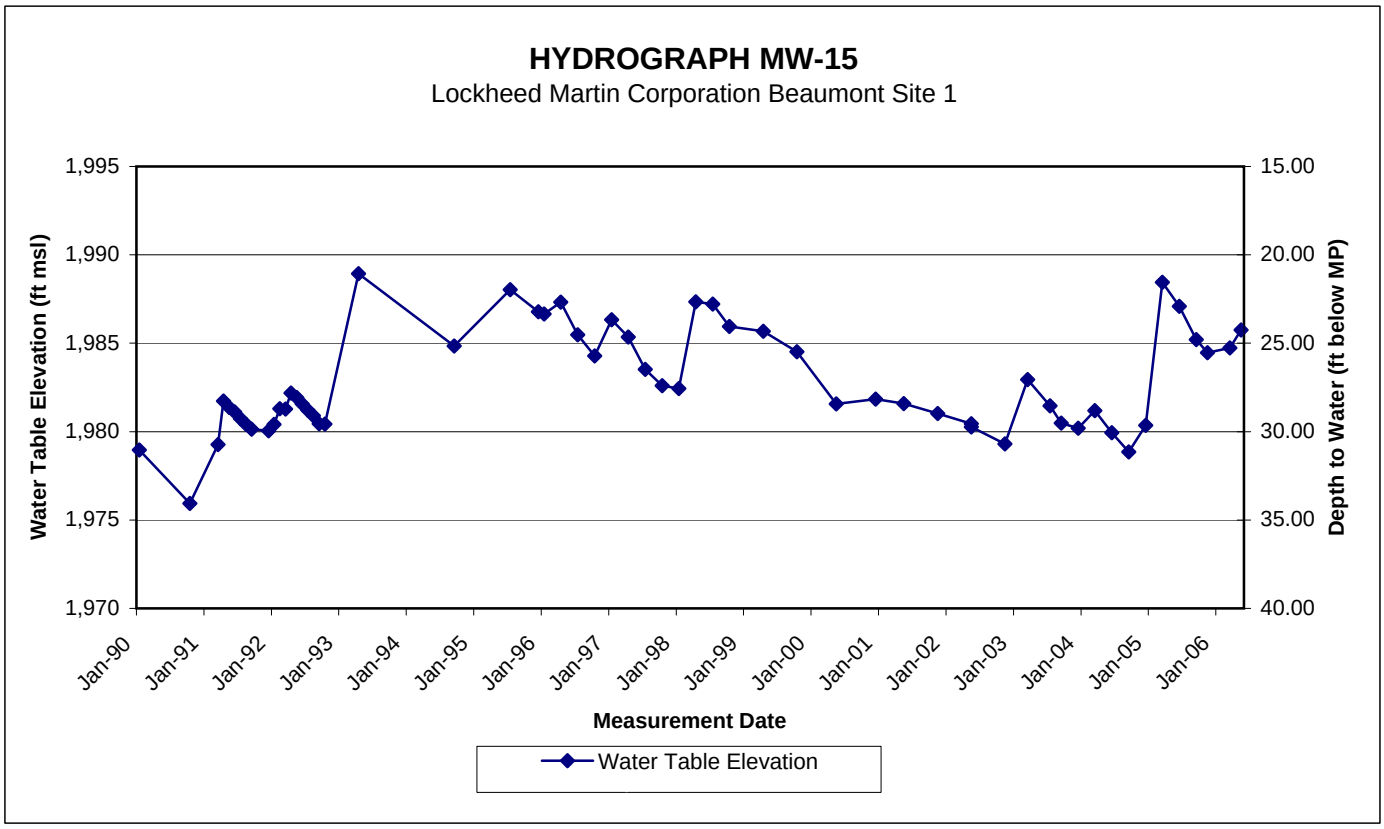
HYDROGRAPH MW-15
Lockheed Martin Corporation Beaumont Site 1
Water Table Elevation (ft msl)
Depth to Water (ft below MP)
1,995
1,990
1,985
1,980
1,975
1,970
15.00
20.00
25.00
30.00
35.00
40.00
Jan-90
Jan-91
Jan-92
Jan-93
Jan-94
Jan-95
Jan-96
Jan-97
Jan-98
Jan-99
Jan-00
Jan-01
Jan-02
Jan-03
Jan-04
Jan-05
Jan-06
Measurement Date
Water Table Elevation

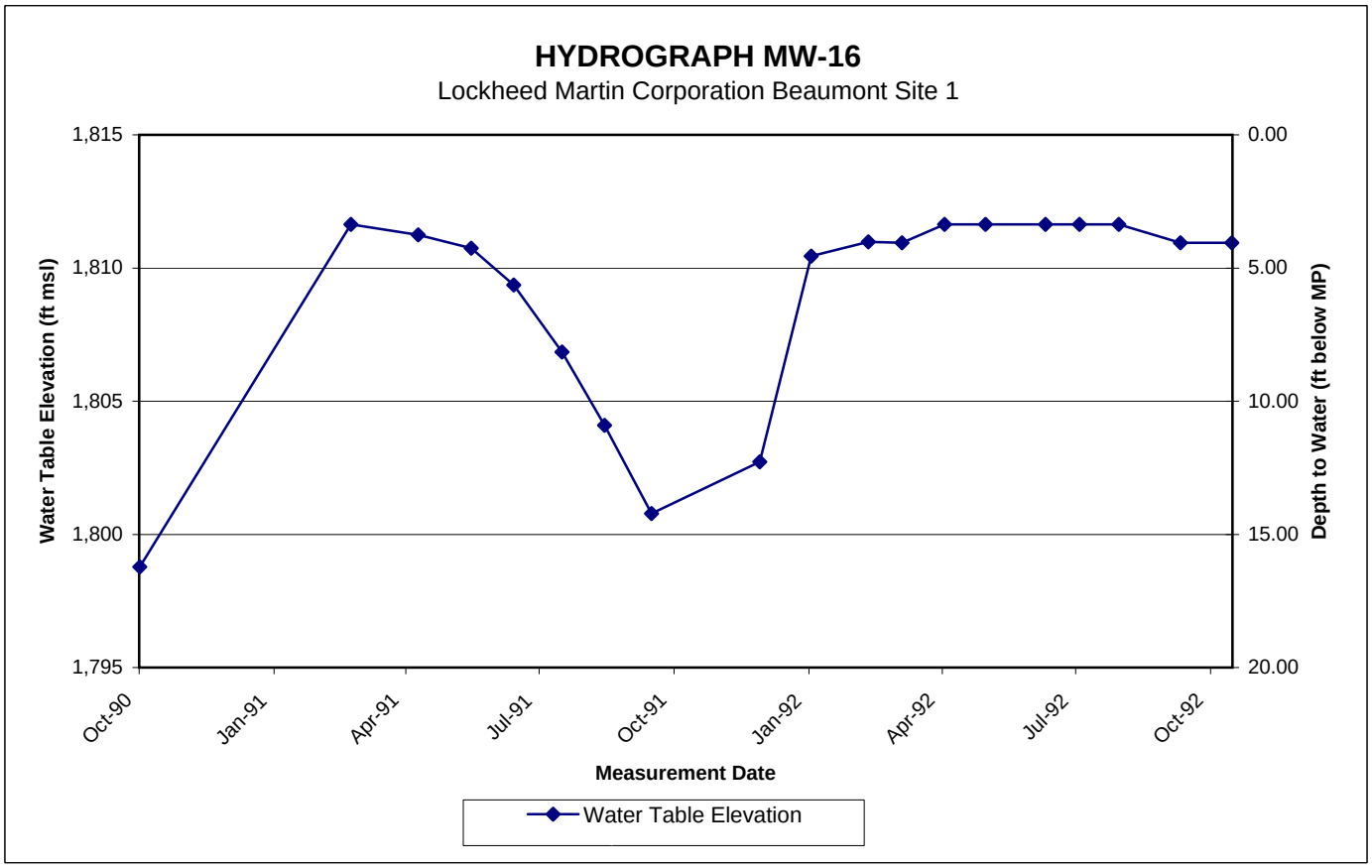
HYDROGRAPH MW-16
Lockheed Martin Corporation Beaumont Site 1
Water Table Elevation (ft msl)
Depth to Water (ft below MP)
1,815
1,810
1,805
1,800
1,795
0.00
5.00
10.00
15.00
20.00
Oct-90
Jan-91
Apr-91
Jul-91
Oct-91
Jan-92
Apr-92
Jul-92
Oct-92
Measurement Date
Water Table Elevation

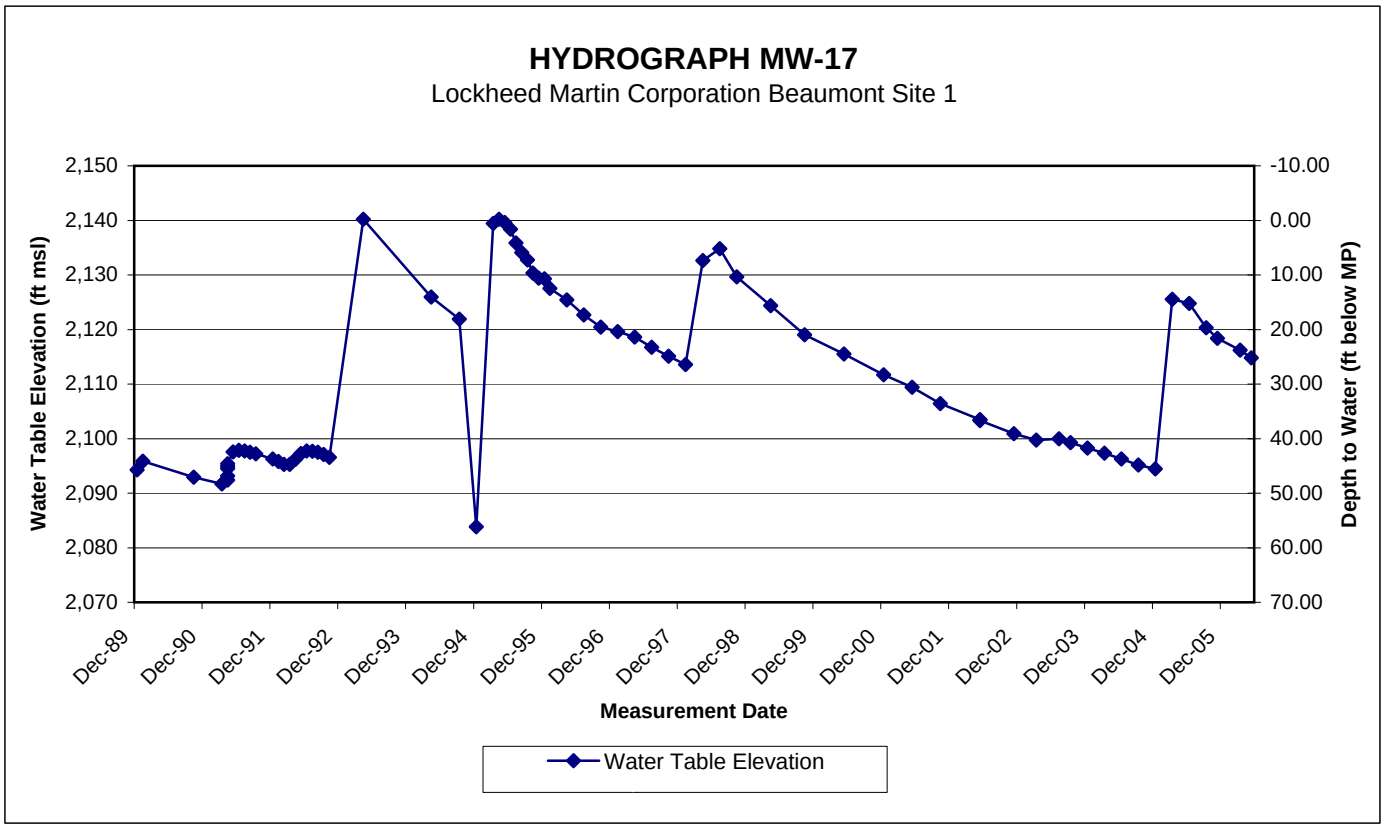
HYDROGRAPH MW-17
Lockheed Martin Corporation Beaumont Site 1
Water Table Elevation (ft msl)
Depth to Water (ft below MP)
2,150
2,140
2,130
2,120
2,110
2,100
2,090
2,080
2,070
-10.00
0.00
10.00
20.00
30.00
40.00
50.00
60.00
70.00
Dec-89
Dec-90
Dec-91
Dec-92
Dec-93
Dec-94
Dec-95
Dec-96
Dec-97
Dec-98
Dec-99
Dec-00
Dec-01
Dec-02
Dec-03
Dec-04
Dec-05
Measurement Date
Water Table Elevation

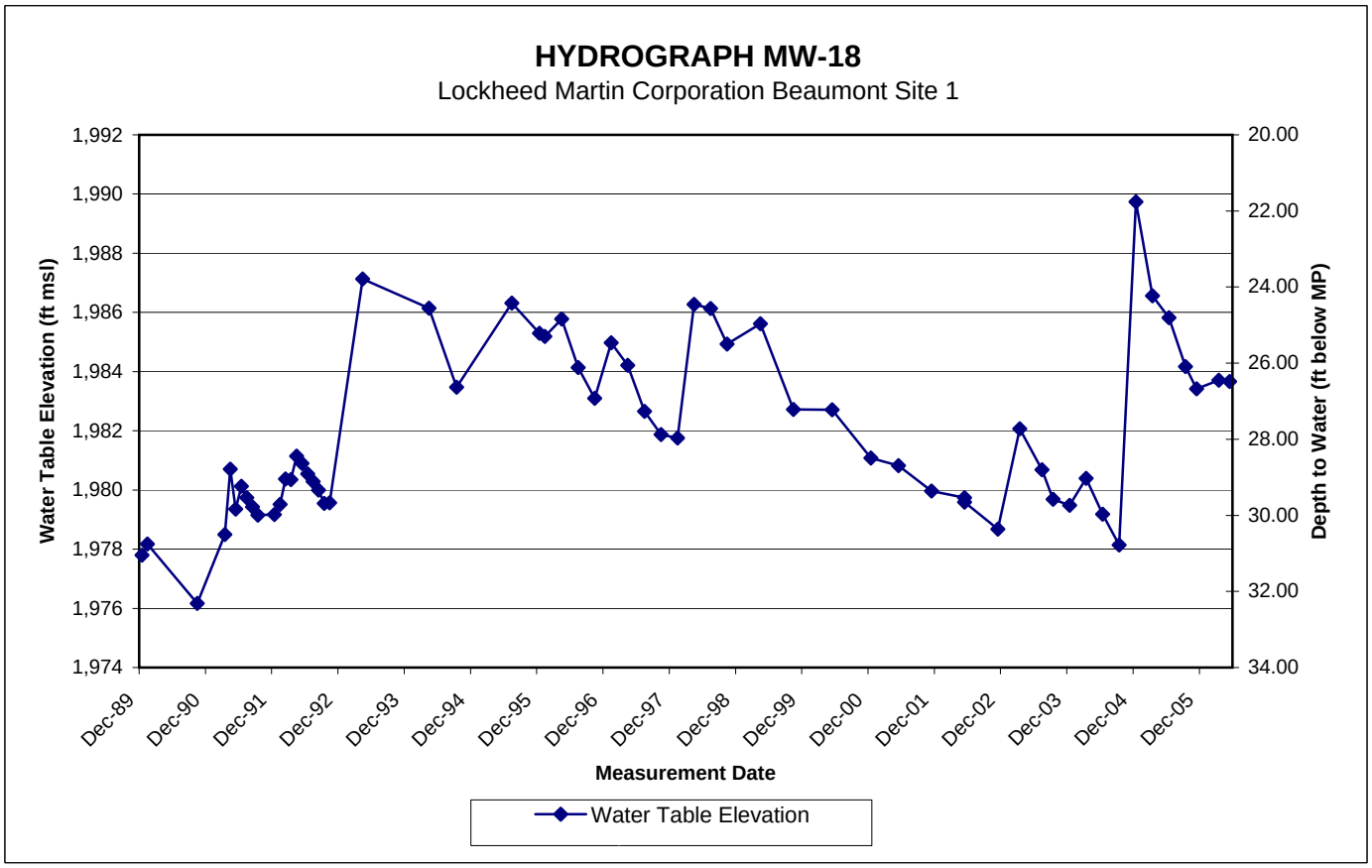
HYDROGRAPH MW-18
Lockheed Martin Corporation Beaumont Site 1
Water Table Elevation (ft msl)
Depth to Water (ft below MP)
1,992
1,990
1,988
1,986
1,984
1,982
1,980
1,978
1,976
1,974
20.00
22.00
24.00
26.00
28.00
30.00
32.00
34.00
Dec-89
Dec-90
Dec-91
Dec-92
Dec-93
Dec-94
Dec-95
Dec-96
Dec-97
Dec-98
Dec-99
Dec-00
Dec-01
Dec-02
Dec-03
Dec-04
Dec-05
Measurement Date
Water Table Elevation

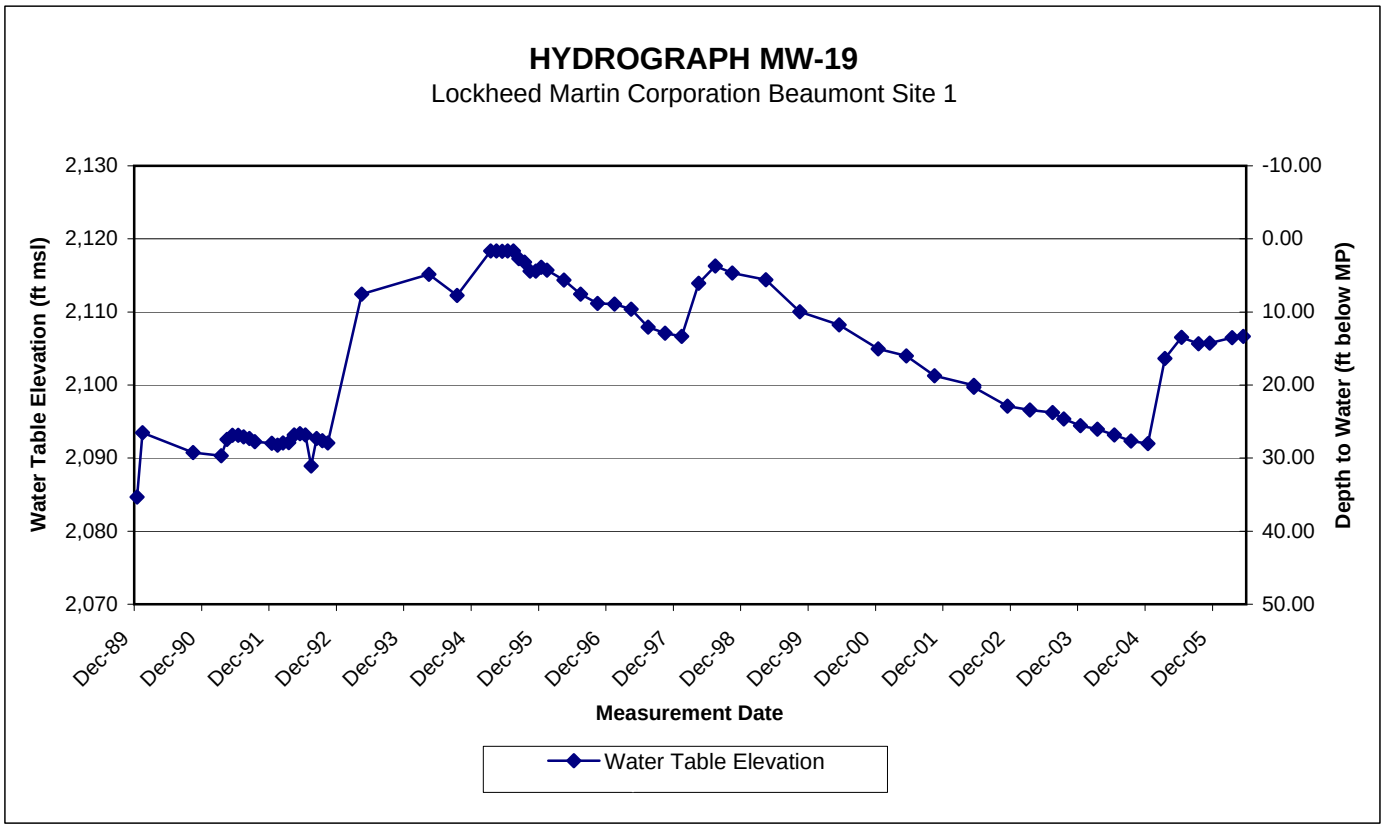
HYDROGRAPH MW-19
Lockheed Martin Corporation Beaumont Site 1
Water Table Elevation (ft msl)
Depth to Water (ft below MP)
2,130
2,120
2,110
2,100
2,090
2,080
2,070
-10.00
0.00
10.00
20.00
30.00
40.00
50.00
Dec-89
Dec-90
Dec-91
Dec-92
Dec-93
Dec-94
Dec-95
Dec-96
Dec-97
Dec-98
Dec-99
Dec-00
Dec-01
Dec-02
Dec-03
Dec-04
Dec-05
Measurement Date
Water Table Elevation

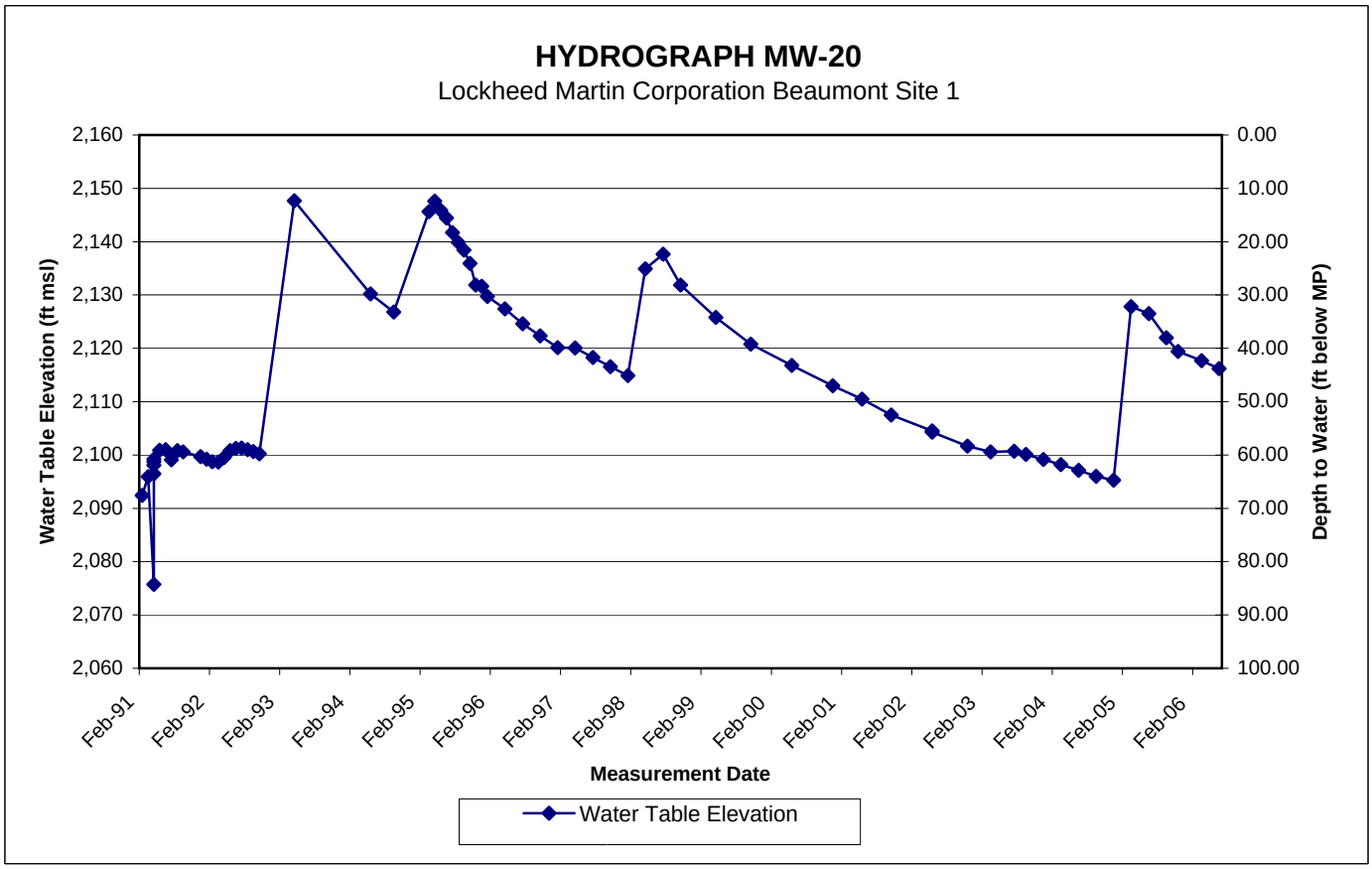
HYDROGRAPH MW-20
Lockheed Martin Corporation Beaumont Site 1
Water Table Elevation (ft msl)
Depth to Water (ft below MP)
2,160
2,150
2,140
2,130
2,120
2,110
2,100
2,090
2,080
2,070
2,060
0.00
10.00
20.00
30.00
40.00
50.00
60.00
70.00
80.00
90.00
100.00
Feb-91
Feb-92
Feb-93
Feb-94
Feb-95
Feb-96
Feb-97
Feb-98
Feb-99
Feb-00
Feb-01
Feb-02
Feb-03
Feb-04
Feb-05
Feb-06
Measurement Date
Water Table Elevation

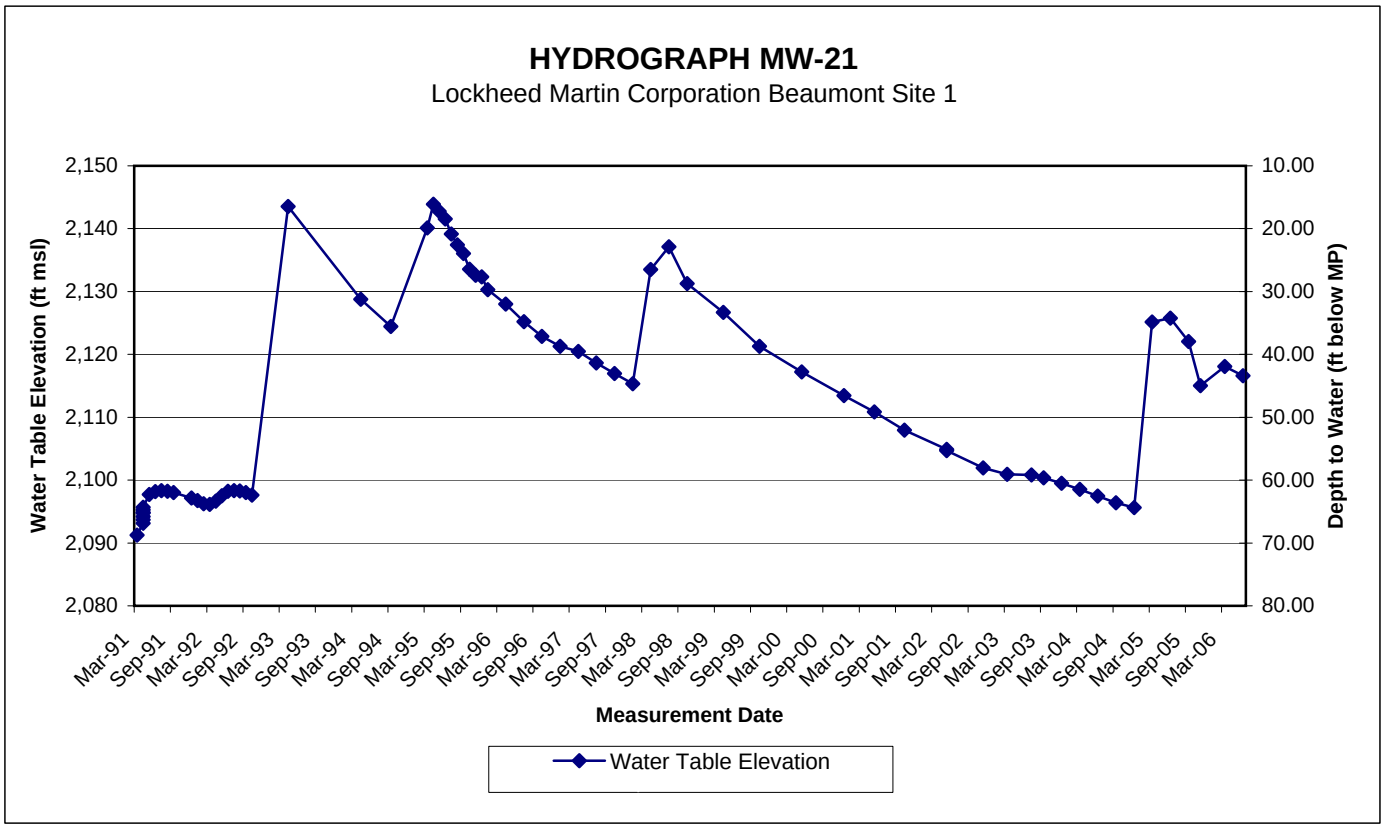
HYDROGRAPH MW-21
Lockheed Martin Corporation Beaumont Site 1
Water Table Elevation (ft msl)
Depth to Water (ft below MP)
2,150
2,140
2,130
2,120
2,110
2,100
2,090
2,080
10.00
20.00
30.00
40.00
50.00
60.00
70.00
80.00
Mar-91
Sep-91
Mar-92
Sep-92
Mar-93
Sep-93
Mar-94
Sep-94
Mar-95
Sep-95
Mar-96
Sep-96
Mar-97
Sep-97
Mar-98
Sep-98
Mar-99
Sep-99
Mar-00
Sep-00
Mar-01
Sep-01
Mar-02
Sep-02
Mar-03
Sep-03
Mar-04
Sep-04
Mar-05
Sep-05
Mar-06
Measurement Date
Water Table Elevation

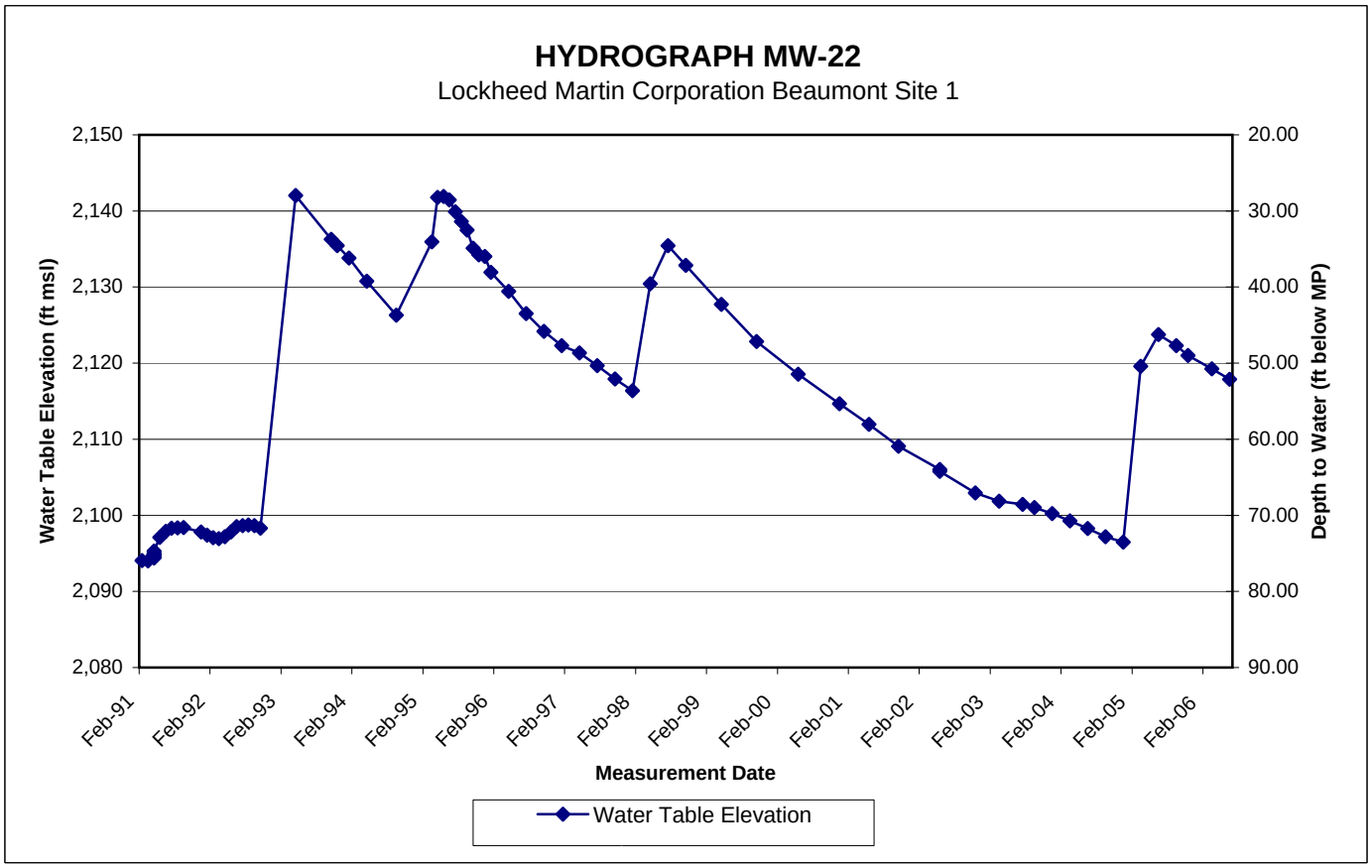
HYDROGRAPH MW-22
Lockheed Martin Corporation Beaumont Site 1
Water Table Elevation (ft msl)
Depth to Water (ft below MP)
2,150
2,140
2,130
2,120
2,110
2,100
2,090
2,080
20.00
30.00
40.00
50.00
60.00
70.00
80.00
90.00
Feb-91
Feb-92
Feb-93
Feb-94
Feb-95
Feb-96
Feb-97
Feb-98
Feb-99
Feb-00
Feb-01
Feb-02
Feb-03
Feb-04
Feb-05
Feb-06
Measurement Date
Water Table Elevation

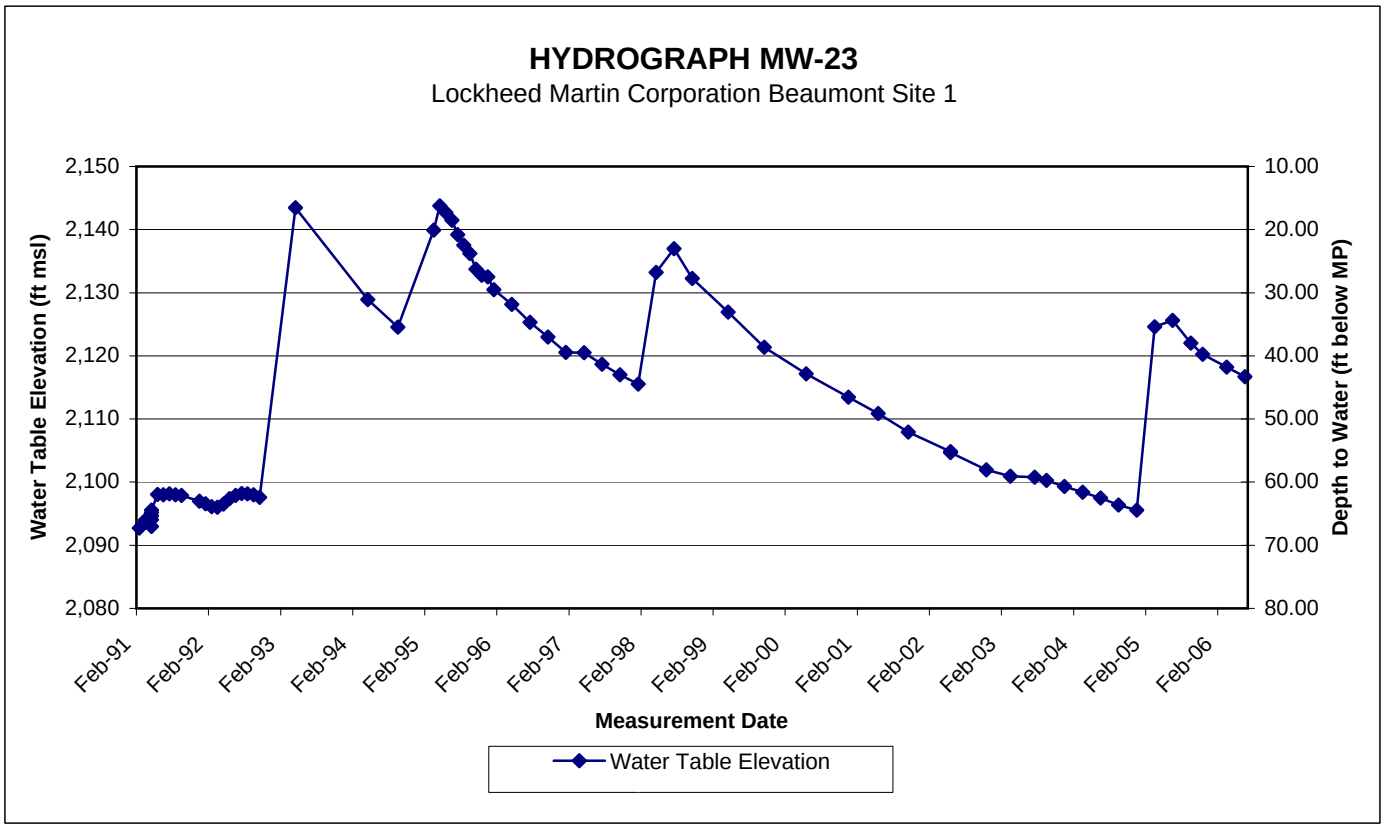
HYDROGRAPH MW-23
Lockheed Martin Corporation Beaumont Site 1
Water Table Elevation (ft msl)
Depth to Water (ft below MP)
2,150
2,140
2,130
2,120
2,110
2,100
2,090
2,080
10.00
20.00
30.00
40.00
50.00
60.00
70.00
80.00
Feb-91
Feb-92
Feb-93
Feb-94
Feb-95
Feb-96
Feb-97
Feb-98
Feb-99
Feb-00
Feb-01
Feb-02
Feb-03
Feb-04
Feb-05
Feb-06
Measurement Date
Water Table Elevation

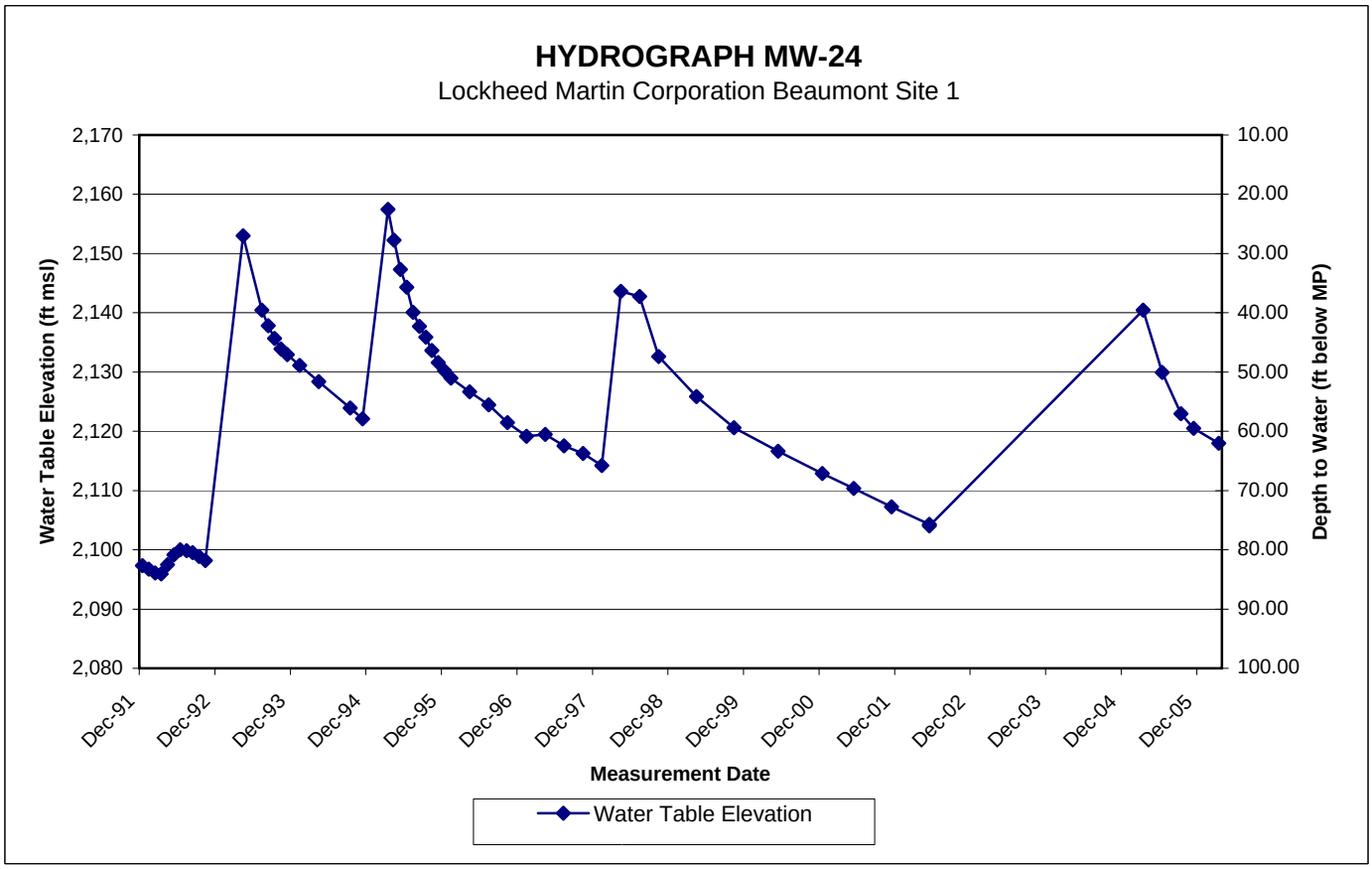
HYDROGRAPH MW-24
Lockheed Martin Corporation Beaumont Site 1
Water Table Elevation (ft msl)
Depth to Water (ft below MP)
2,170
2,160
2,150
2,140
2,130
2,120
2,110
2,100
2,090
2,080
10.00
20.00
30.00
40.00
50.00
60.00
70.00
80.00
90.00
100.00
Dec-91
Dec-92
Dec-93
Dec-94
Dec-95
Dec-96
Dec-97
Dec-98
Dec-99
Dec-00
Dec-01
Dec-02
Dec-03
Dec-04
Dec-05
Measurement Date
Water Table Elevation

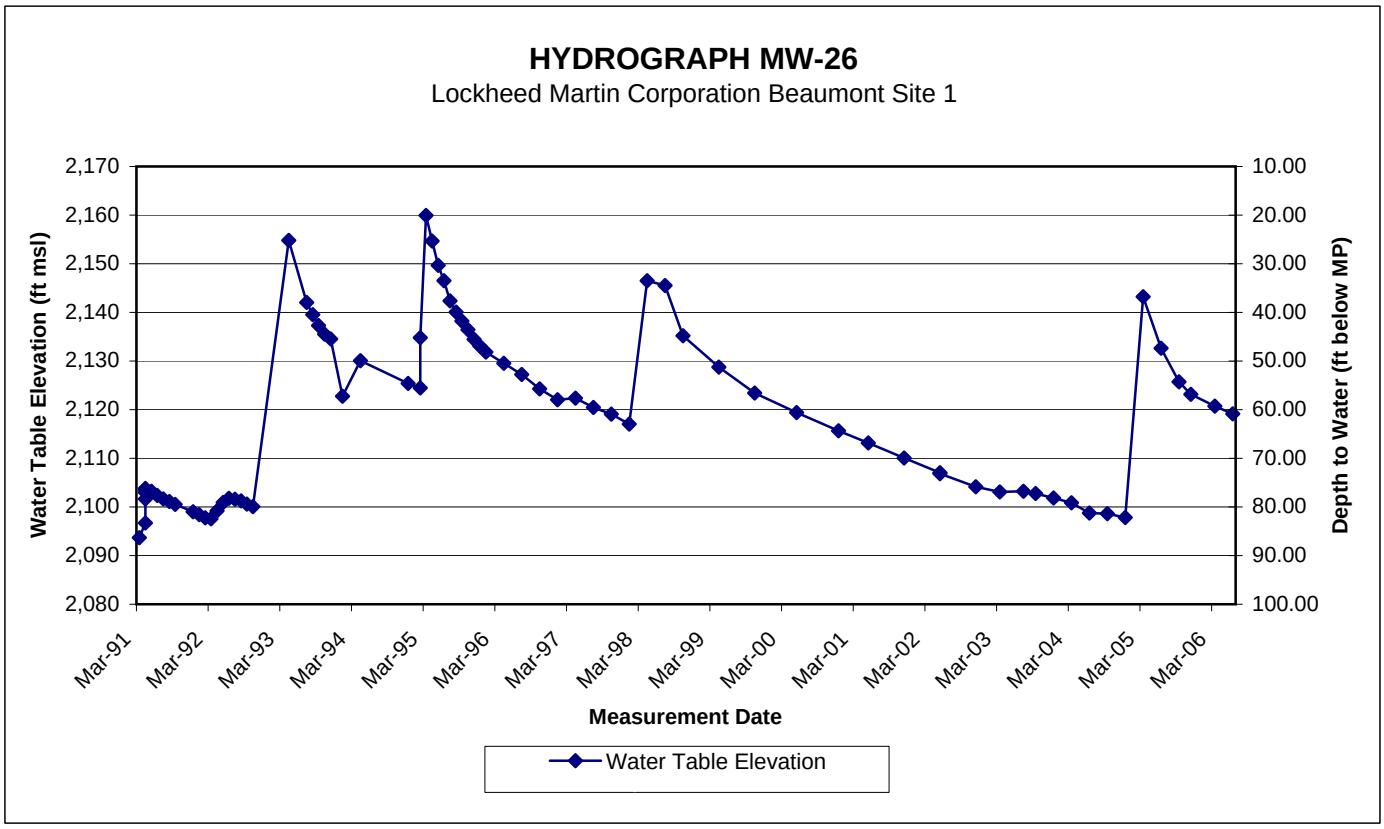
HYDROGRAPH MW-26
Lockheed Martin Corporation Beaumont Site 1
Water Table Elevation (ft msl)
Depth to Water (ft below MP)
2,170
2,160
2,150
2,140
2,130
2,120
2,110
2,100
2,090
2,080
10.00
20.00
30.00
40.00
50.00
60.00
70.00
80.00
90.00
100.00
Mar-91
Mar-92
Mar-93
Mar-94
Mar-95
Mar-96
Mar-97
Mar-98
Mar-99
Mar-00
Mar-01
Mar-02
Mar-03
Mar-04
Mar-05
Mar-06
Measurement Date
Water Table Elevation

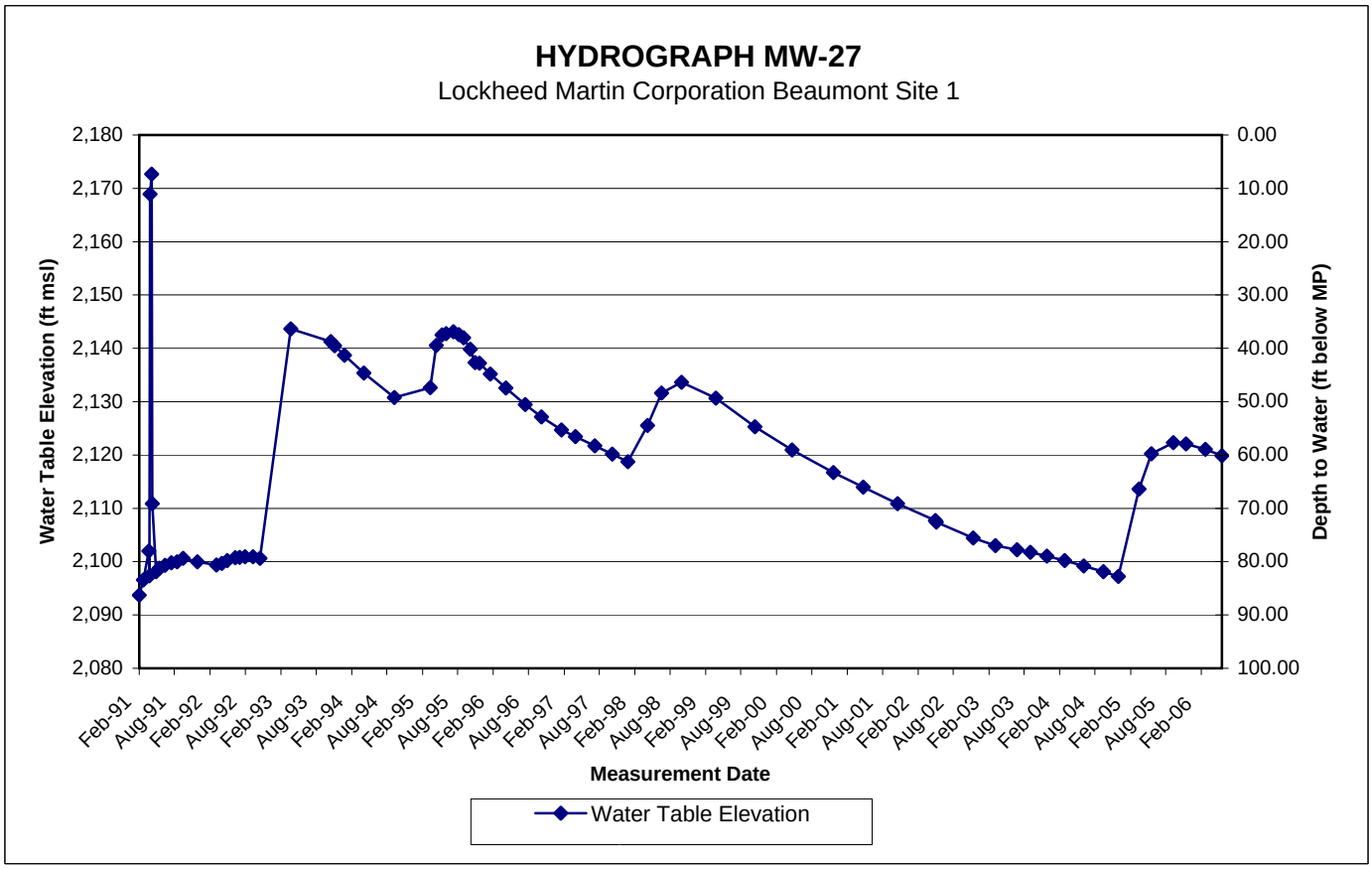
HYDROGRAPH MW-27
Lockheed Martin Corporation Beaumont Site 1
Water Table Elevation (ft msl)
Depth to Water (ft below MP)
2,180
2,170
2,160
2,150
2,140
2,130
2,120
2,110
2,100
2,090
2,080
0.00
10.00
20.00
30.00
40.00
50.00
60.00
70.00
80.00
90.00
100.00
Feb-91
Aug-91
Feb-92
Aug-92
Feb-93
Aug-93
Feb-94
Aug-94
Feb-95
Aug-95
Feb-96
Aug-96
Feb-97
Aug-97
Feb-98
Aug-98
Feb-99
Aug-99
Feb-00
Aug-00
Feb-01
Aug-01
Feb-02
Aug-02
Feb-03
Aug-03
Feb-04
Aug-04
Feb-05
Aug-05
Feb-06
Measurement Date
Water Table Elevation

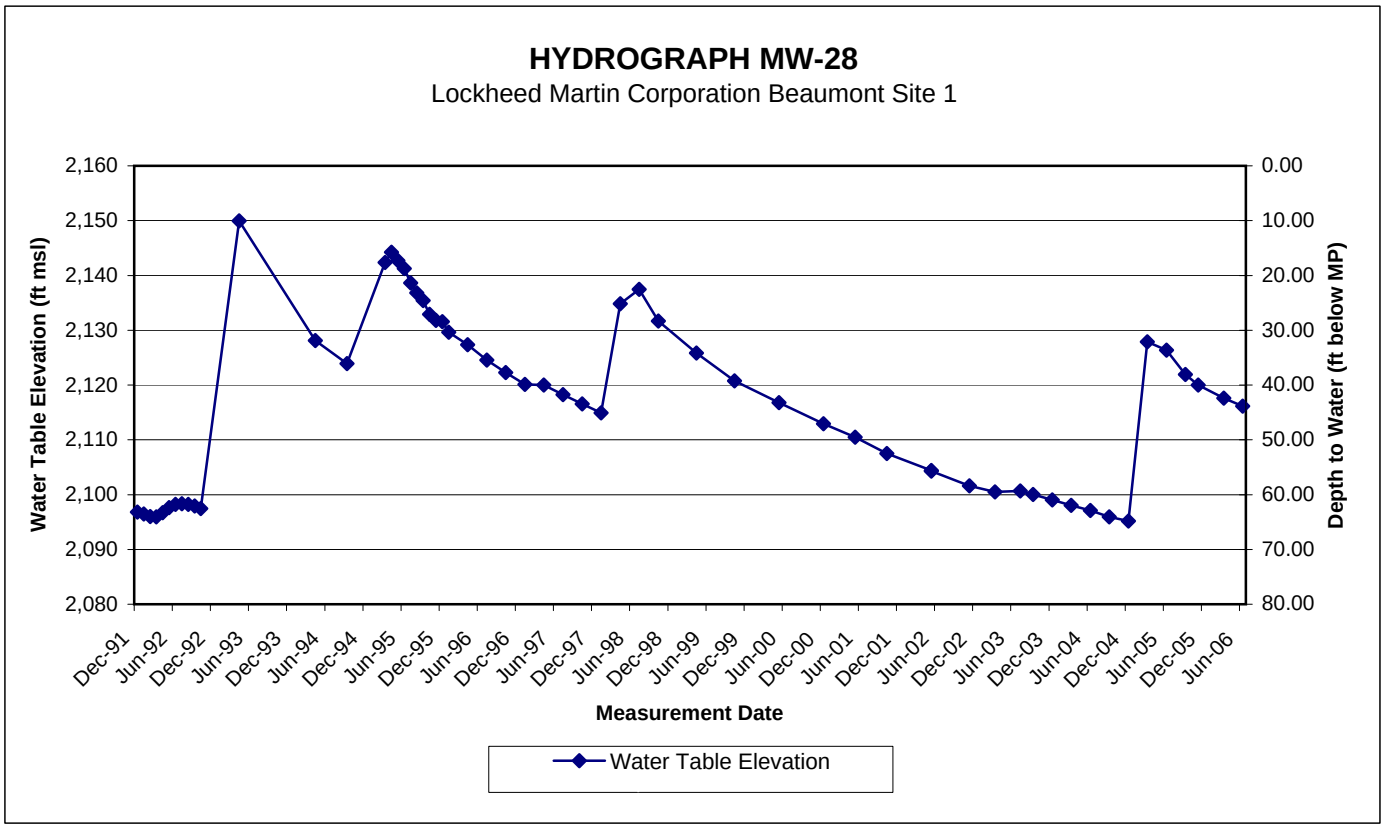
HYDROGRAPH MW-28
Lockheed Martin Corporation Beaumont Site 1
Water Table Elevation (ft msl)
Depth to Water (ft below MP)
2,160
2,150
2,140
2,130
2,120
2,110
2,100
2,090
2,080
0.00
10.00
20.00
30.00
40.00
50.00
60.00
70.00
80.00
Dec-91 Jun-92 Dec-92 Jun-93 Dec-93 Jun-94 Dec-94 Jun-95 Dec-95 Jun-96 Dec-96 Jun-97 Dec-97 Jun-98 Dec-98 Jun-99 Dec-99 Jun-00 Dec-00 Jun-01 Dec-01 Jun-02 Dec-02 Jun-03 Dec-03 Jun-04 Dec-04 Jun-05 Dec-05 Jun-06
Measurement Date
Water Table Elevation

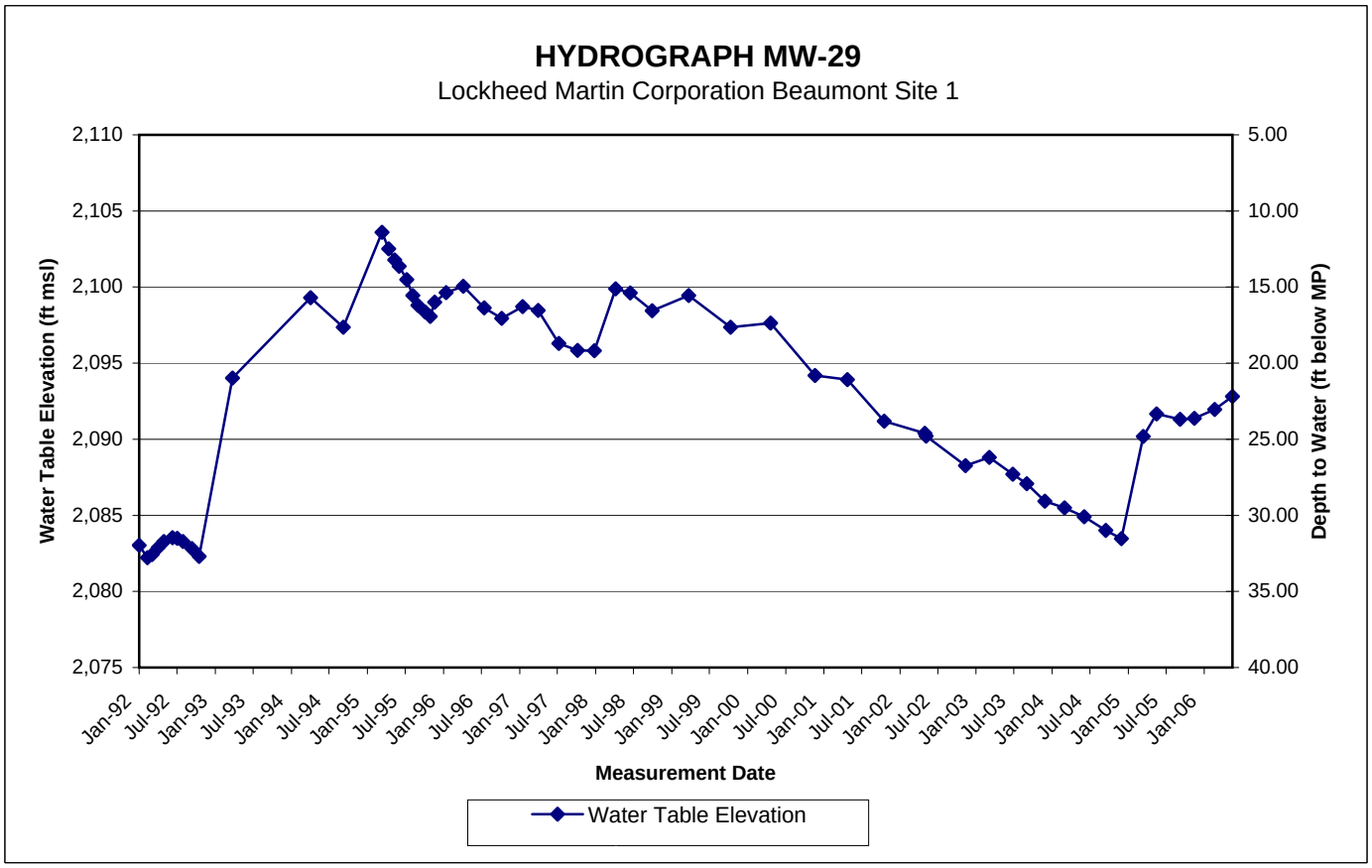
HYDROGRAPH MW-29
Lockheed Martin Corporation Beaumont Site 1
Water Table Elevation (ft msl)
Depth to Water (ft below MP)
2,110
2,105
2,100
2,095
2,090
2,085
2,080
2,075
5.00
10.00
15.00
20.00
25.00
30.00
35.00
40.00
Jan-92 Jul-92 Jan-93 Jul-93 Jan-94 Jul-94 Jan-95 Jul-95 Jan-96 Jul-96 Jan-97 Jul-97 Jan-98 Jul-98 Jan-99 Jul-99 Jan-00 Jul-00 Jan-01 Jul-01 Jan-02 Jul-02 Jan-03 Jul-03 Jan-04 Jul-04 Jan-05 Jul-05 Jan-06
Measurement Date
Water Table Elevation

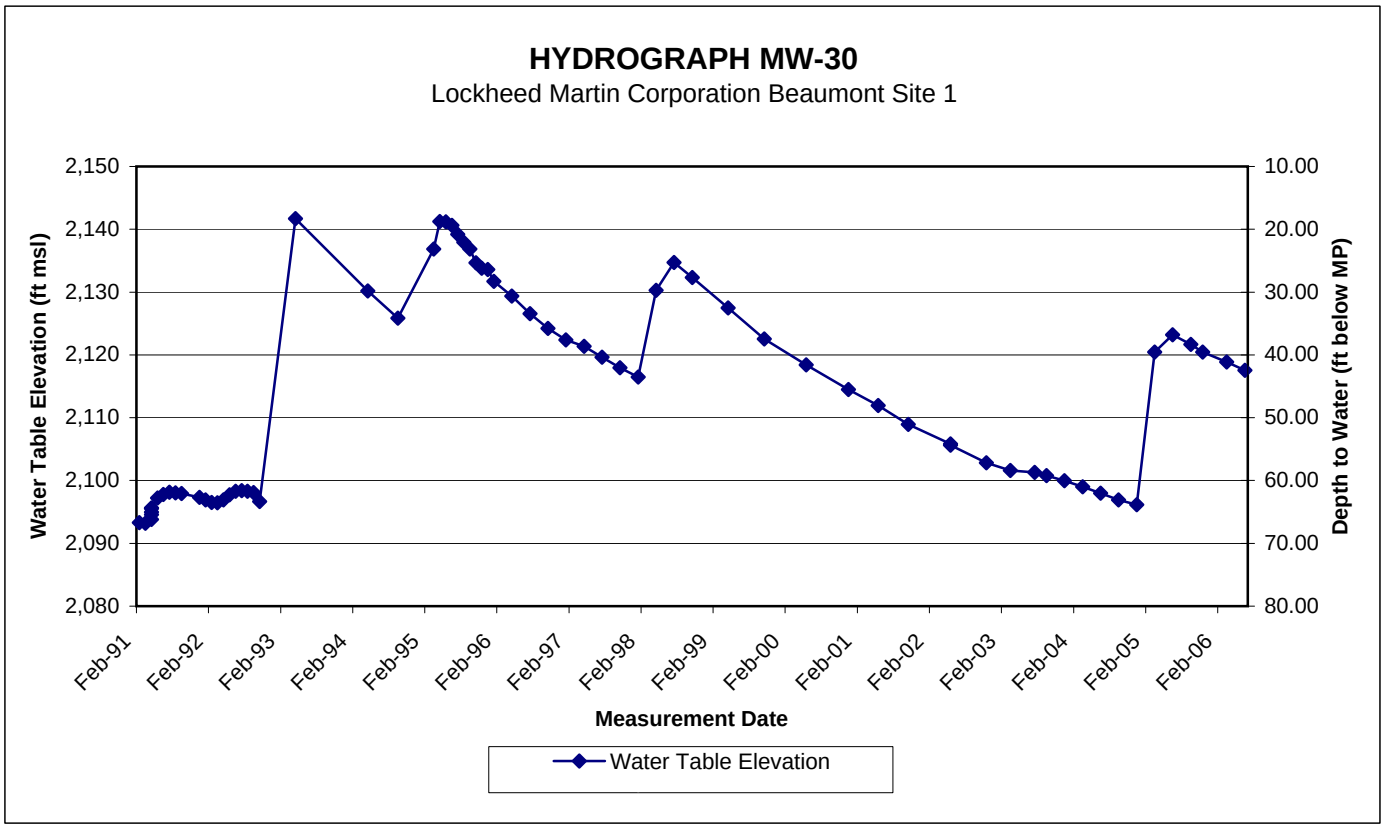
HYDROGRAPH MW-30
Lockheed Martin Corporation Beaumont Site 1
Water Table Elevation (ft msl)
Depth to Water (ft below MP)
2,150
2,140
2,130
2,120
2,110
2,100
2,090
2,080
10.00
20.00
30.00
40.00
50.00
60.00
70.00
80.00
Feb-91
Feb-92
Feb-93
Feb-94
Feb-95
Feb-96
Feb-97
Feb-98
Feb-99
Feb-00
Feb-01
Feb-02
Feb-03
Feb-04
Feb-05
Feb-06
Measurement Date
Water Table Elevation

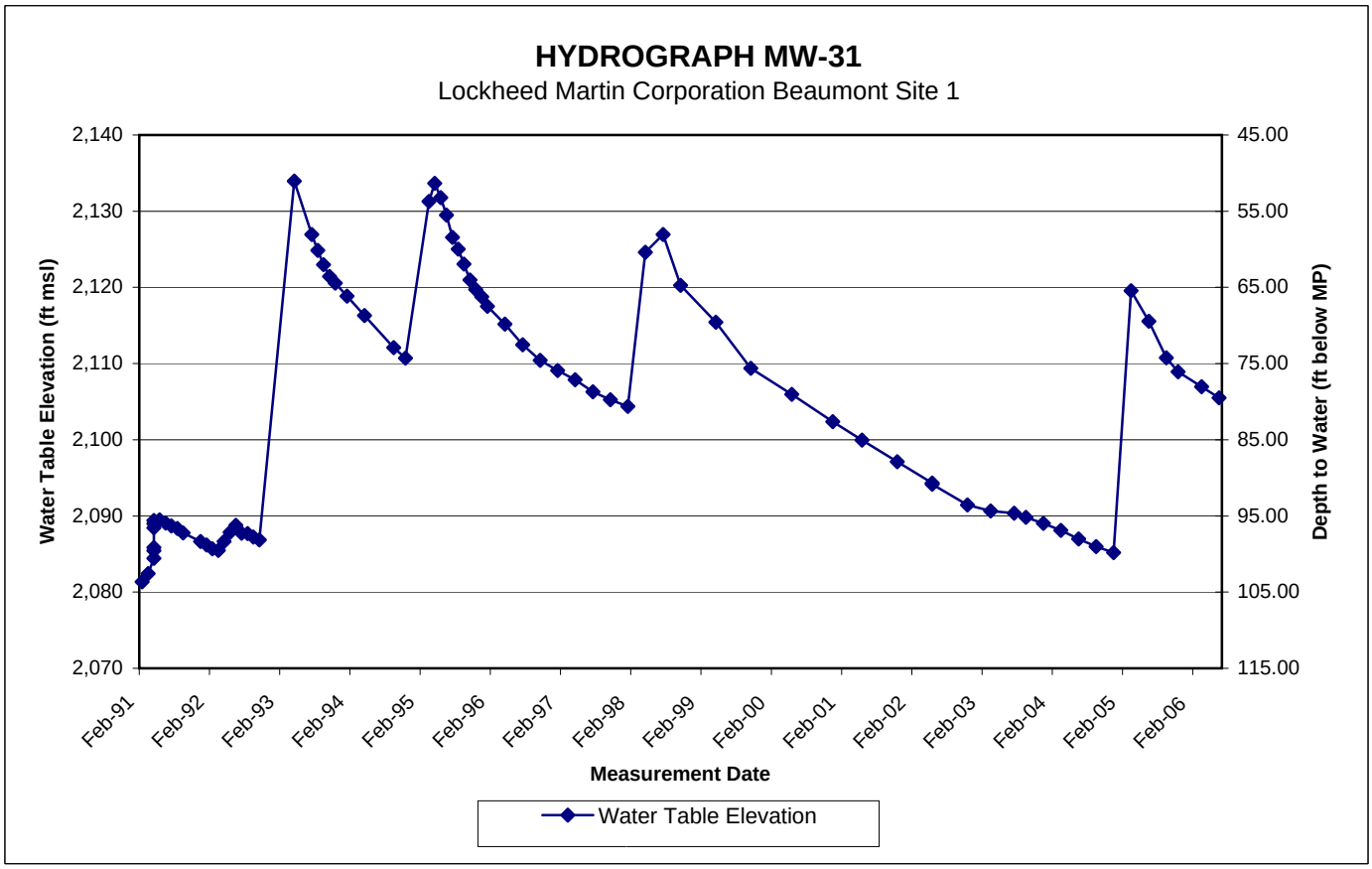
HYDROGRAPH MW-31
Lockheed Martin Corporation Beaumont Site 1
Water Table Elevation (ft msl)
Depth to Water (ft below MP)
2,140
2,130
2,120
2,110
2,100
2,090
2,080
2,070
45.00
55.00
65.00
75.00
85.00
95.00
105.00
115.00
Feb-91
Feb-92
Feb-93
Feb-94
Feb-95
Feb-96
Feb-97
Feb-98
Feb-99
Feb-00
Feb-01
Feb-02
Feb-03
Feb-04
Feb-05
Feb-06
Measurement Date
Water Table Elevation

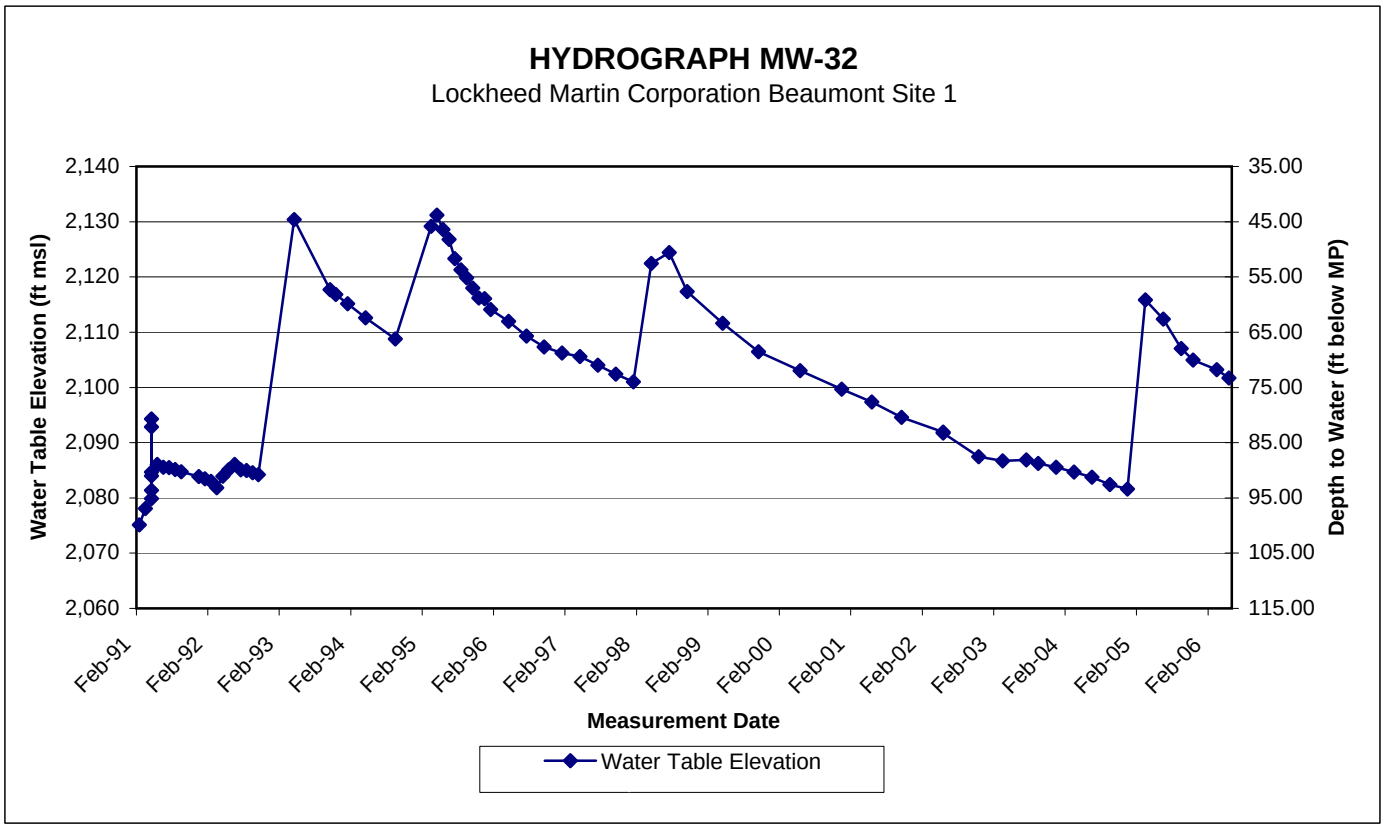
HYDROGRAPH MW-32
Lockheed Martin Corporation Beaumont Site 1
Water Table Elevation (ft msl)
Depth to Water (ft below MP)
2,140
2,130
2,120
2,110
2,100
2,090
2,080
2,070
2,060
35.00
45.00
55.00
65.00
75.00
85.00
95.00
105.00
115.00
Feb-91
Feb-92
Feb-93
Feb-94
Feb-95
Feb-96
Feb-97
Feb-98
Feb-99
Feb-00
Feb-01
Feb-02
Feb-03
Feb-04
Feb-05
Feb-06
Measurement Date
Water Table Elevation

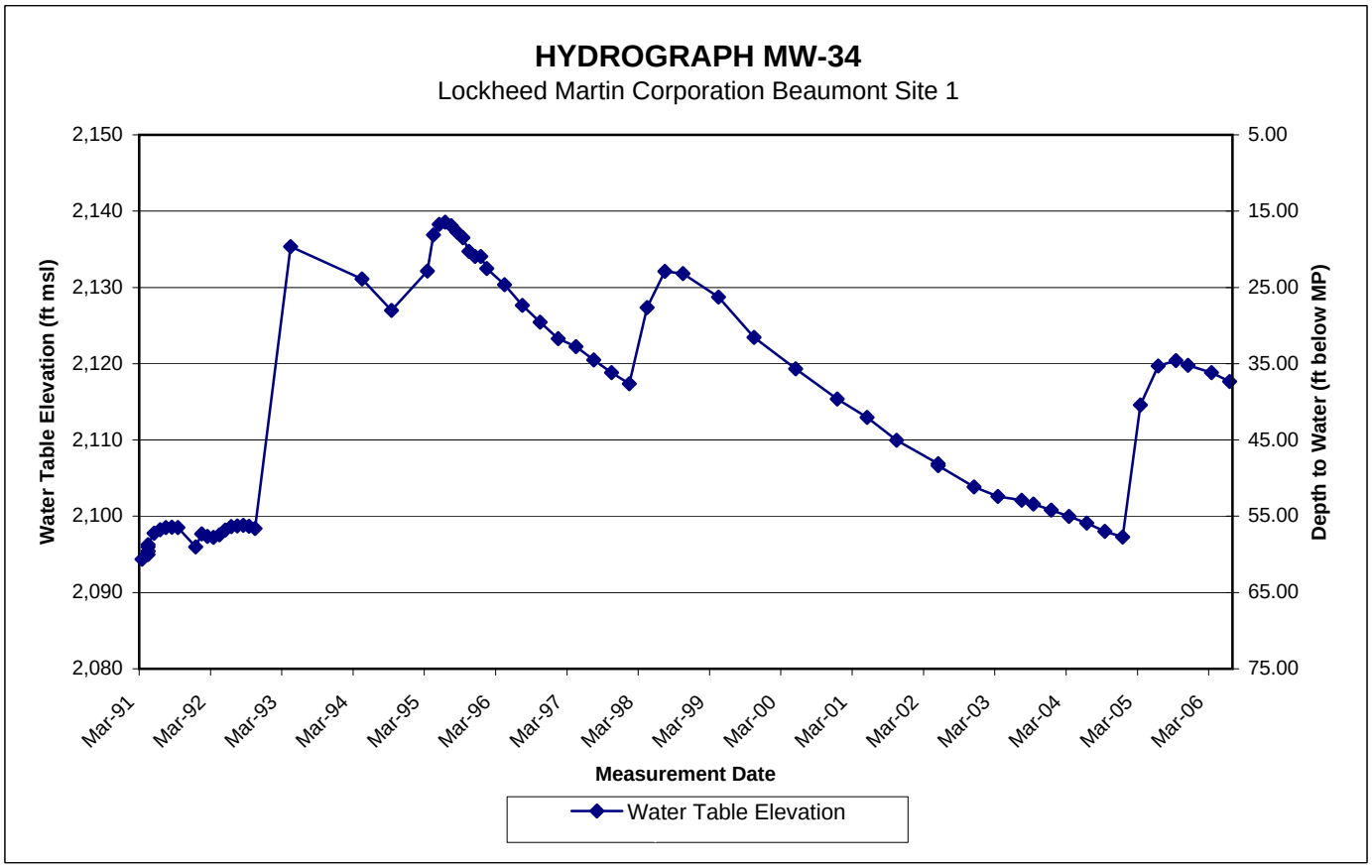
HYDROGRAPH MW-34
Lockheed Martin Corporation Beaumont Site 1
Water Table Elevation (ft msl)
Depth to Water (ft below MP)
2,150
2,140
2,130
2,120
2,110
2,100
2,090
2,080
5.00
15.00
25.00
35.00
45.00
55.00
65.00
75.00
Mar-91
Mar-92
Mar-93
Mar-94
Mar-95
Mar-96
Mar-97
Mar-98
Mar-99
Mar-00
Mar-01
Mar-02
Mar-03
Mar-04
Mar-05
Mar-06
Measurement Date
Water Table Elevation

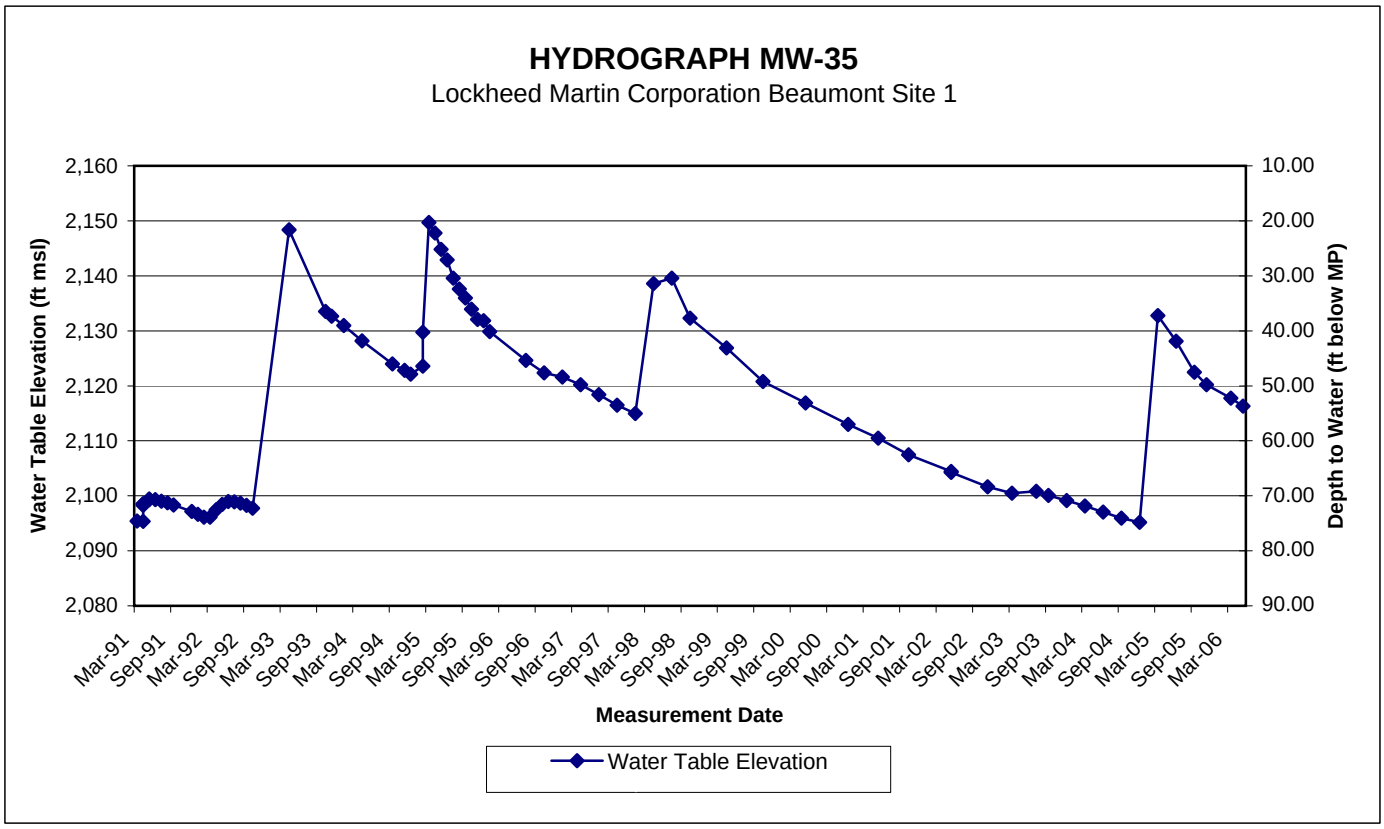
HYDROGRAPH MW-35
Lockheed Martin Corporation Beaumont Site 1
Water Table Elevation (ft msl)
Depth to Water (ft below MP)
2,160
2,150
2,140
2,130
2,120
2,110
2,100
2,090
2,080
10.00
20.00
30.00
40.00
50.00
60.00
70.00
80.00
90.00
Mar-91
Sep-91
Mar-92
Sep-92
Mar-93
Sep-93
Mar-94
Sep-94
Mar-95
Sep-95
Mar-96
Sep-96
Mar-97
Sep-97
Mar-98
Sep-98
Mar-99
Sep-99
Mar-00
Sep-00
Mar-01
Sep-01
Mar-02
Sep-02
Mar-03
Sep-03
Mar-04
Sep-04
Mar-05
Sep-05
Mar-06
Measurement Date
Water Table Elevation

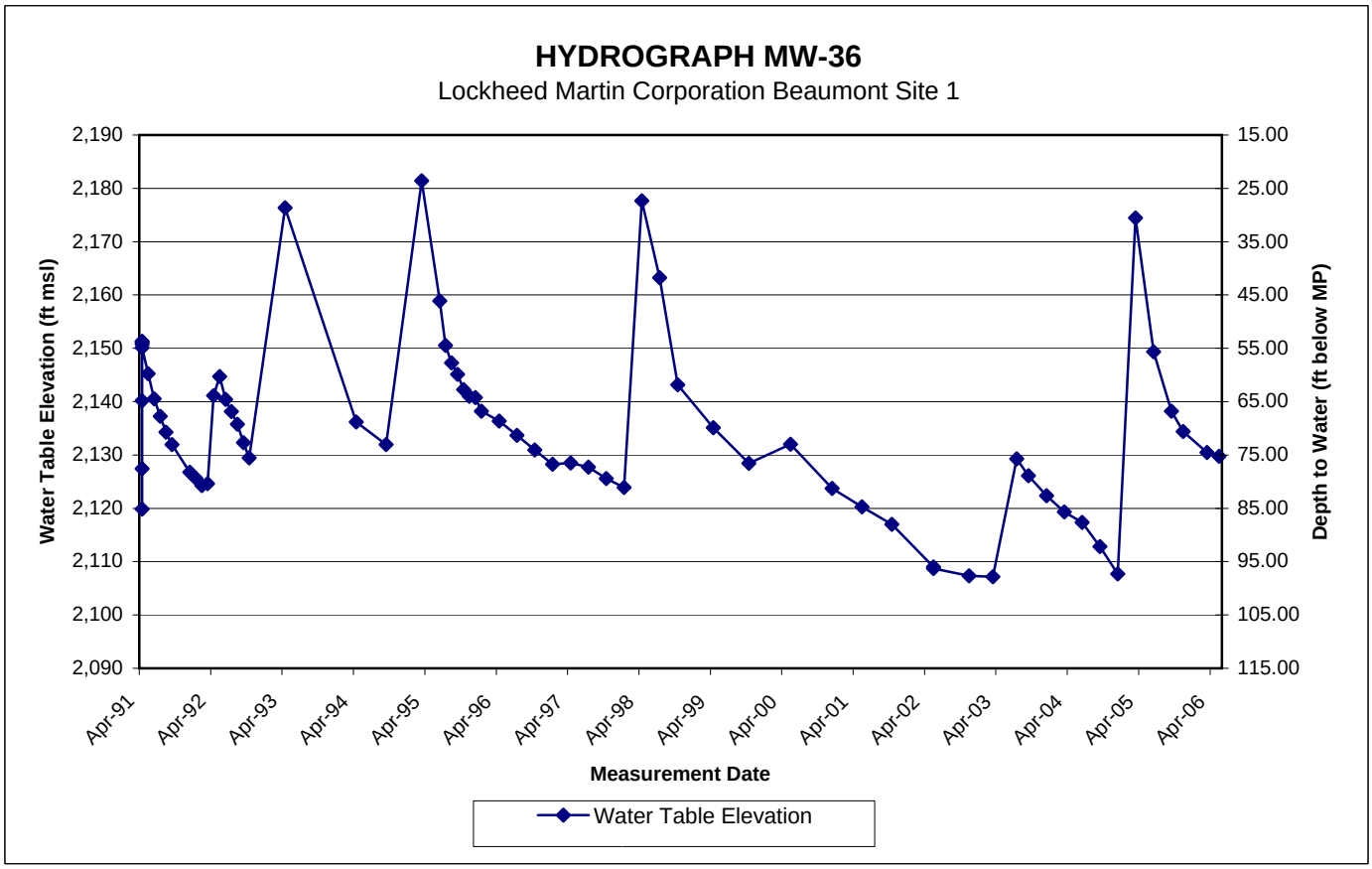
HYDROGRAPH MW-36
Lockheed Martin Corporation Beaumont Site 1
Water Table Elevation (ft msl)
Depth to Water (ft below MP)
2,190
2,180
2,170
2,160
2,150
2,140
2,130
2,120
2,110
2,100
2,090
15.00
25.00
35.00
45.00
55.00
65.00
75.00
85.00
95.00
105.00
115.00
Apr-91
Apr-92
Apr-93
Apr-94
Apr-95
Apr-96
Apr-97
Apr-98
Apr-99
Apr-00
Apr-01
Apr-02
Apr-03
Apr-04
Apr-05
Apr-06
Measurement Date
Water Table Elevation

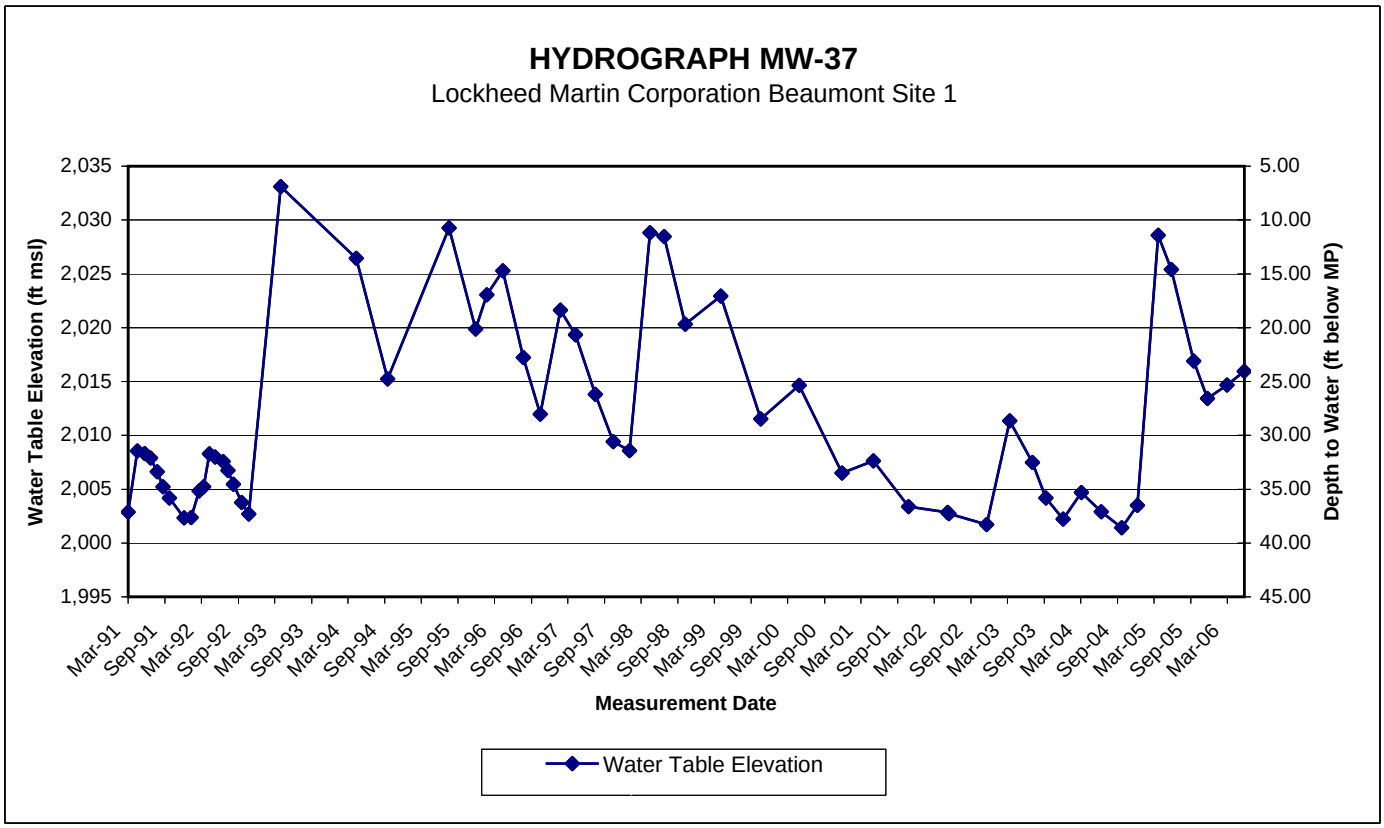
HYDROGRAPH MW-37
Lockheed Martin Corporation Beaumont Site 1
Water Table Elevation (ft msl)
Depth to Water (ft below MP)
2,035
2,030
2,025
2,020
2,015
2,010
2,005
2,000
1,995
5.00
10.00
15.00
20.00
25.00
30.00
35.00
40.00
45.00
Mar-91 Sep-91 Mar-92 Sep-92 Mar-93 Sep-93 Mar-94 Sep-94 Mar-95 Sep-95 Mar-96 Sep-96 Mar-97 Sep-97 Mar-98 Sep-98 Mar-99 Sep-99 Mar-00 Sep-00 Mar-01 Sep-01 Mar-02 Sep-02 Mar-03 Sep-03 Mar-04 Sep-04 Mar-05 Sep-05 Mar-06
Measurement Date
Water Table Elevation

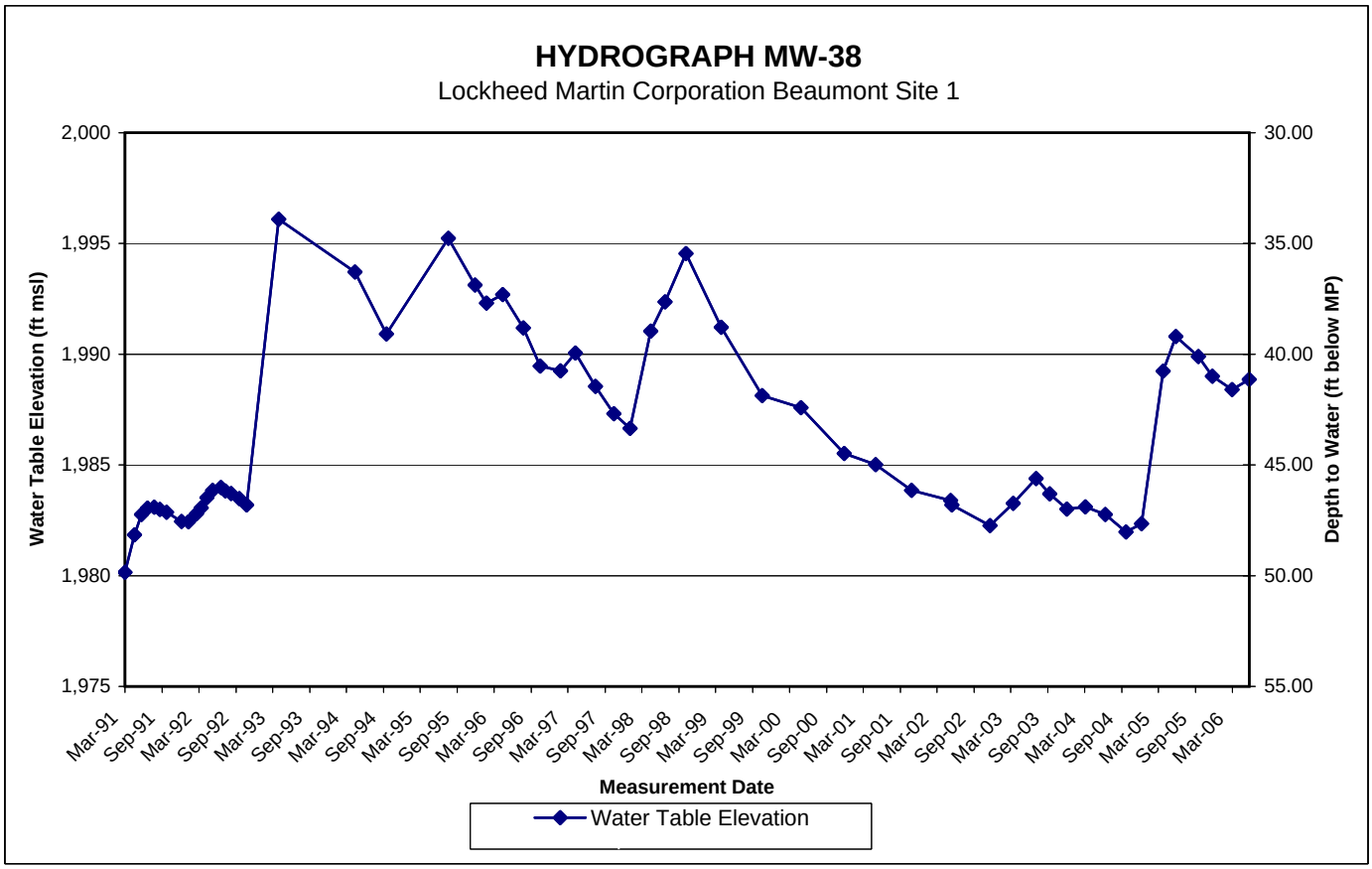
HYDROGRAPH MW-38
Lockheed Martin Corporation Beaumont Site 1
Water Table Elevation (ft msl)
Depth to Water (ft below MP)
2,000
1,995
1,990
1,985
1,980
1,975
30.00
35.00
40.00
45.00
50.00
55.00
Mar-91 Sep-91 Mar-92 Sep-92 Mar-93 Sep-93 Mar-94 Sep-94 Mar-95 Sep-95 Mar-96 Sep-96 Mar-97 Sep-97 Mar-98 Sep-98 Mar-99 Sep-99 Mar-00 Sep-00 Mar-01 Sep-01 Mar-02 Sep-02 Mar-03 Sep-03 Mar-04 Sep-04 Mar-05 Sep-05 Mar-06
Measurement Date
Water Table Elevation

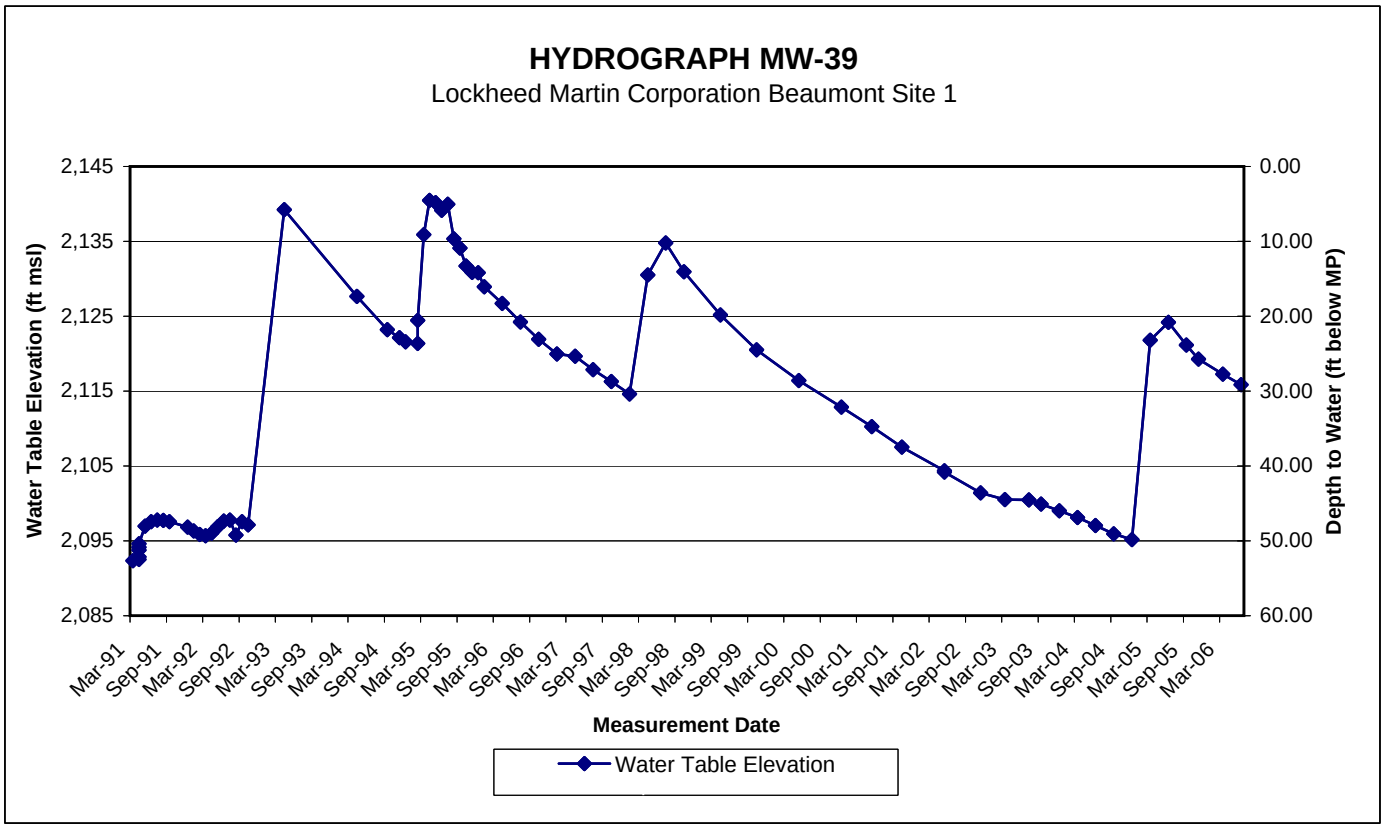
HYDROGRAPH MW-39
Lockheed Martin Corporation Beaumont Site 1
Water Table Elevation (ft msl)
Depth to Water (ft below MP)
2,145
2,135
2,125
2,115
2,105
2,095
2,085
0.00
10.00
20.00
30.00
40.00
50.00
60.00
Mar-91 Sep-91 Mar-92 Sep-92 Mar-93 Sep-93 Mar-94 Sep-94 Mar-95 Sep-95 Mar-96 Sep-96 Mar-97 Sep-97 Mar-98 Sep-98 Mar-99 Sep-99 Mar-00 Sep-00 Mar-01 Sep-01 Mar-02 Sep-02 Mar-03 Sep-03 Mar-04 Sep-04 Mar-05 Sep-05 Mar-06
Measurement Date
Water Table Elevation

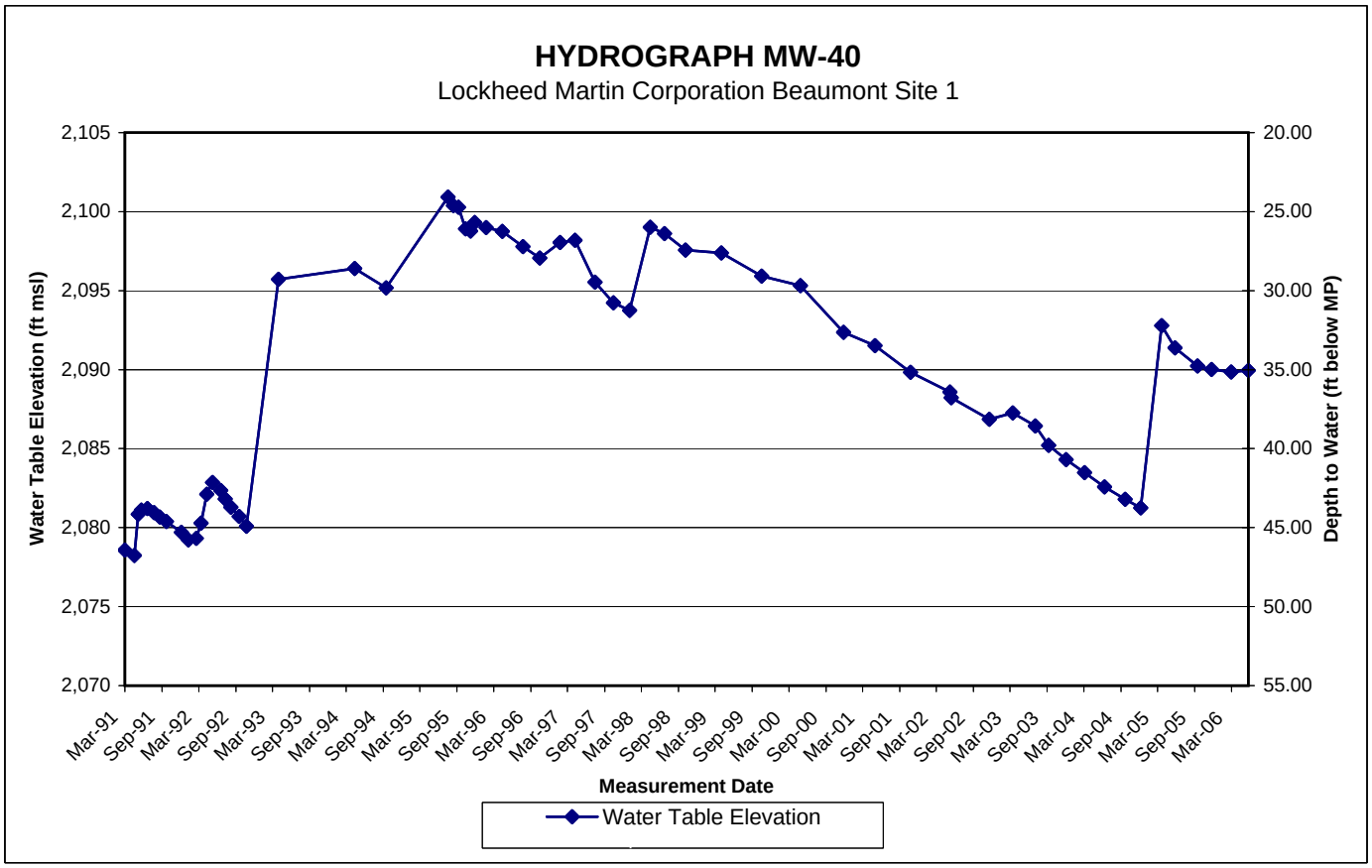
HYDROGRAPH MW-40
Lockheed Martin Corporation Beaumont Site 1
Water Table Elevation (ft msl)
Depth to Water (ft below MP)
2,105
2,100
2,095
2,090
2,085
2,080
2,075
2,070
20.00
25.00
30.00
35.00
40.00
45.00
50.00
55.00
Mar-91 Sep-91 Mar-92 Sep-92 Mar-93 Sep-93 Mar-94 Sep-94 Mar-95 Sep-95 Mar-96 Sep-96 Mar-97 Sep-97 Mar-98 Sep-98 Mar-99 Sep-99 Mar-00 Sep-00 Mar-01 Sep-01 Mar-02 Sep-02 Mar-03 Sep-03 Mar-04 Sep-04 Mar-05 Sep-05 Mar-06
Measurement Date
Water Table Elevation

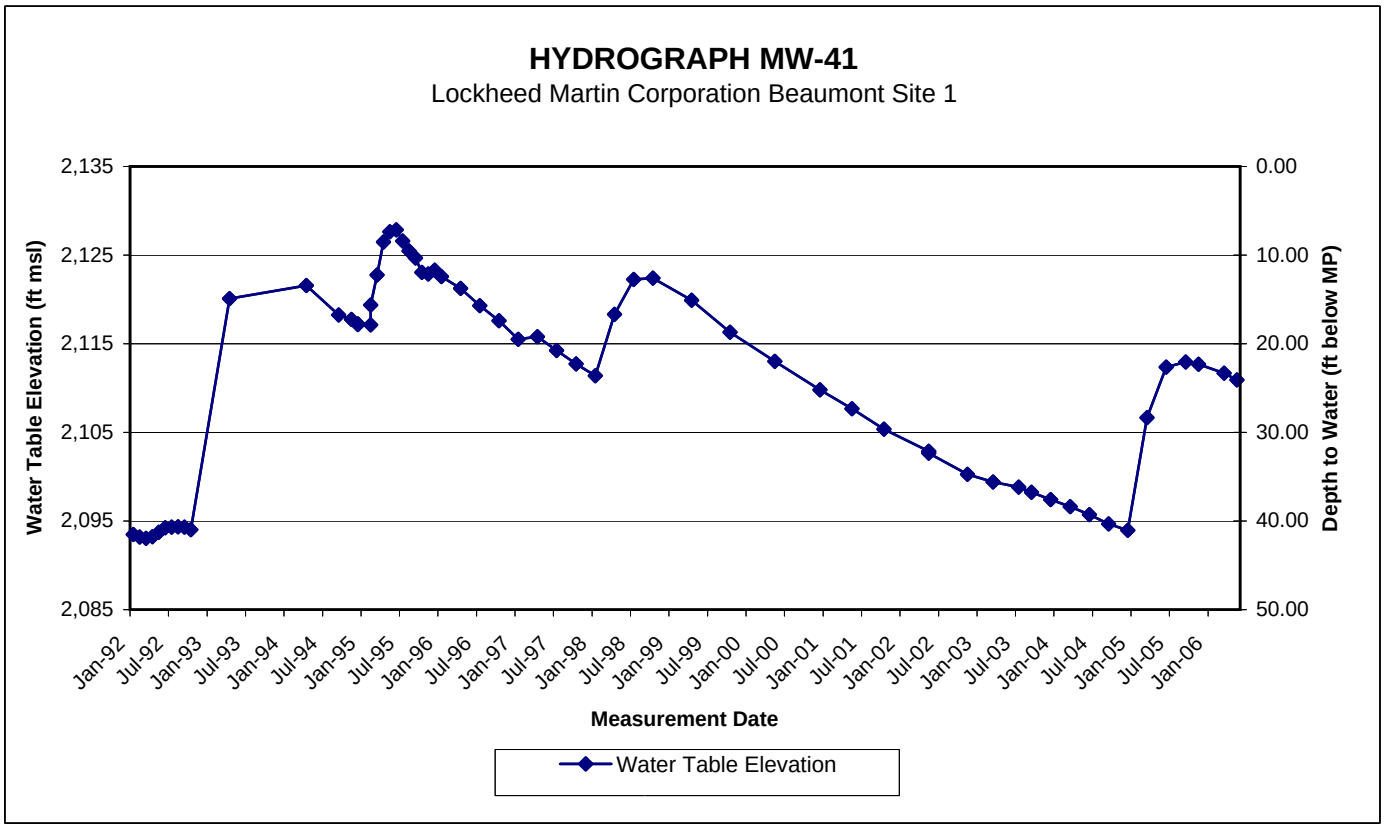
HYDROGRAPH MW-41
Lockheed Martin Corporation Beaumont Site 1
Water Table Elevation (ft msl)
Depth to Water (ft below MP)
2,135
2,125
2,115
2,105
2,095
2,085
0.00
10.00
20.00
30.00
40.00
50.00
Jan-92 Jul-92 Jan-93 Jul-93 Jan-94 Jul-94 Jan-95 Jul-95 Jan-96 Jul-96 Jan-97 Jul-97 Jan-98 Jul-98 Jan-99 Jul-99 Jan-00 Jul-00 Jan-01 Jul-01 Jan-02 Jul-02 Jan-03 Jul-03 Jan-04 Jul-04 Jan-05 Jul-05 Jan-06
Measurement Date
Water Table Elevation

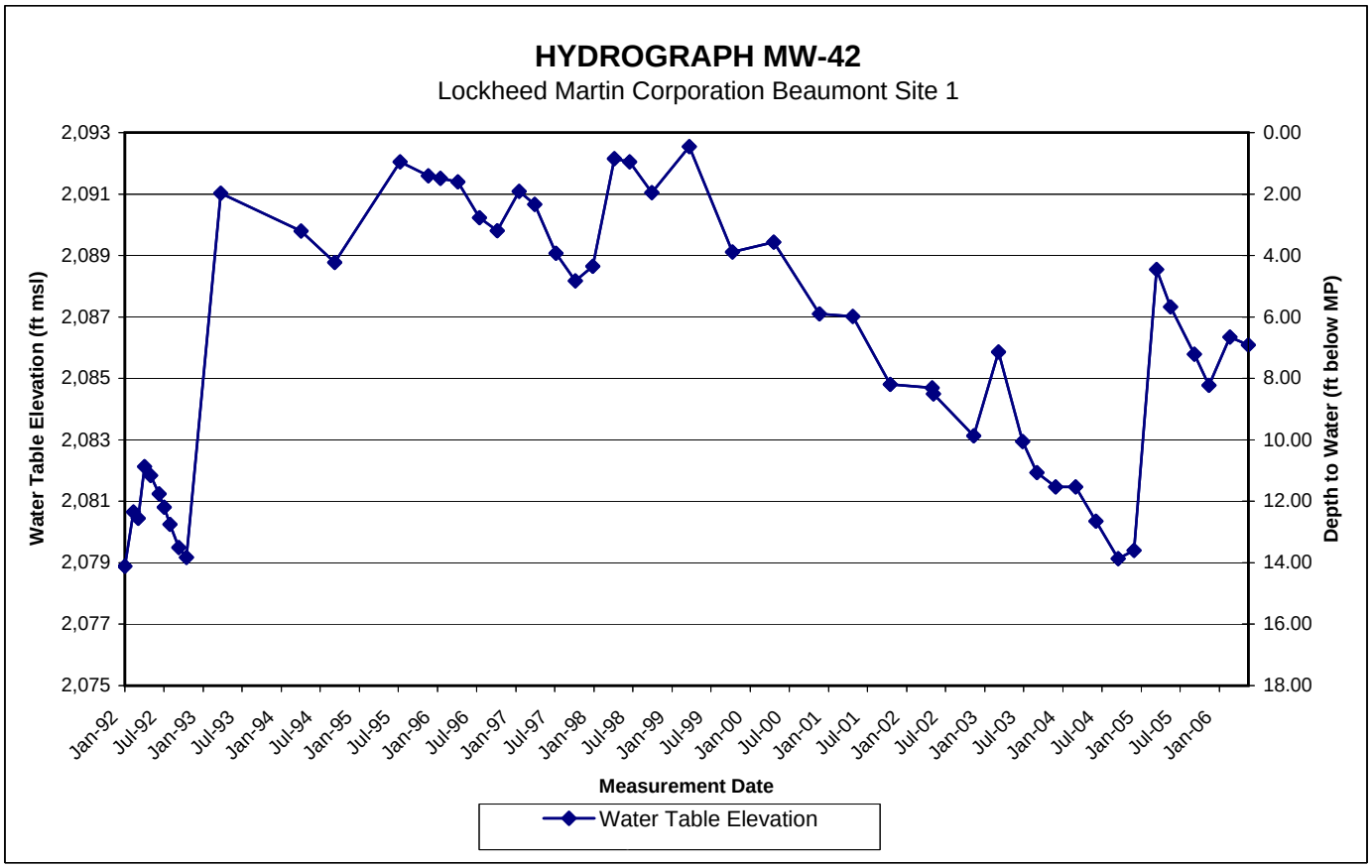
HYDROGRAPH MW-42
Lockheed Martin Corporation Beaumont Site 1
Water Table Elevation (ft msl)
Depth to Water (ft below MP)
2,093
2,091
2,089
2,087
2,085
2,083
2,081
2,079
2,077
2,075
0.00
2.00
4.00
6.00
8.00
10.00
12.00
14.00
16.00
18.00
Jan-92 Jul-92 Jan-93 Jul-93 Jan-94 Jul-94 Jan-95 Jul-95 Jan-96 Jul-96 Jan-97 Jul-97 Jan-98 Jul-98 Jan-99 Jul-99 Jan-00 Jul-00 Jan-01 Jul-01 Jan-02 Jul-02 Jan-03 Jul-03 Jan-04 Jul-04 Jan-05 Jul-05 Jan-06
Measurement Date
Water Table Elevation

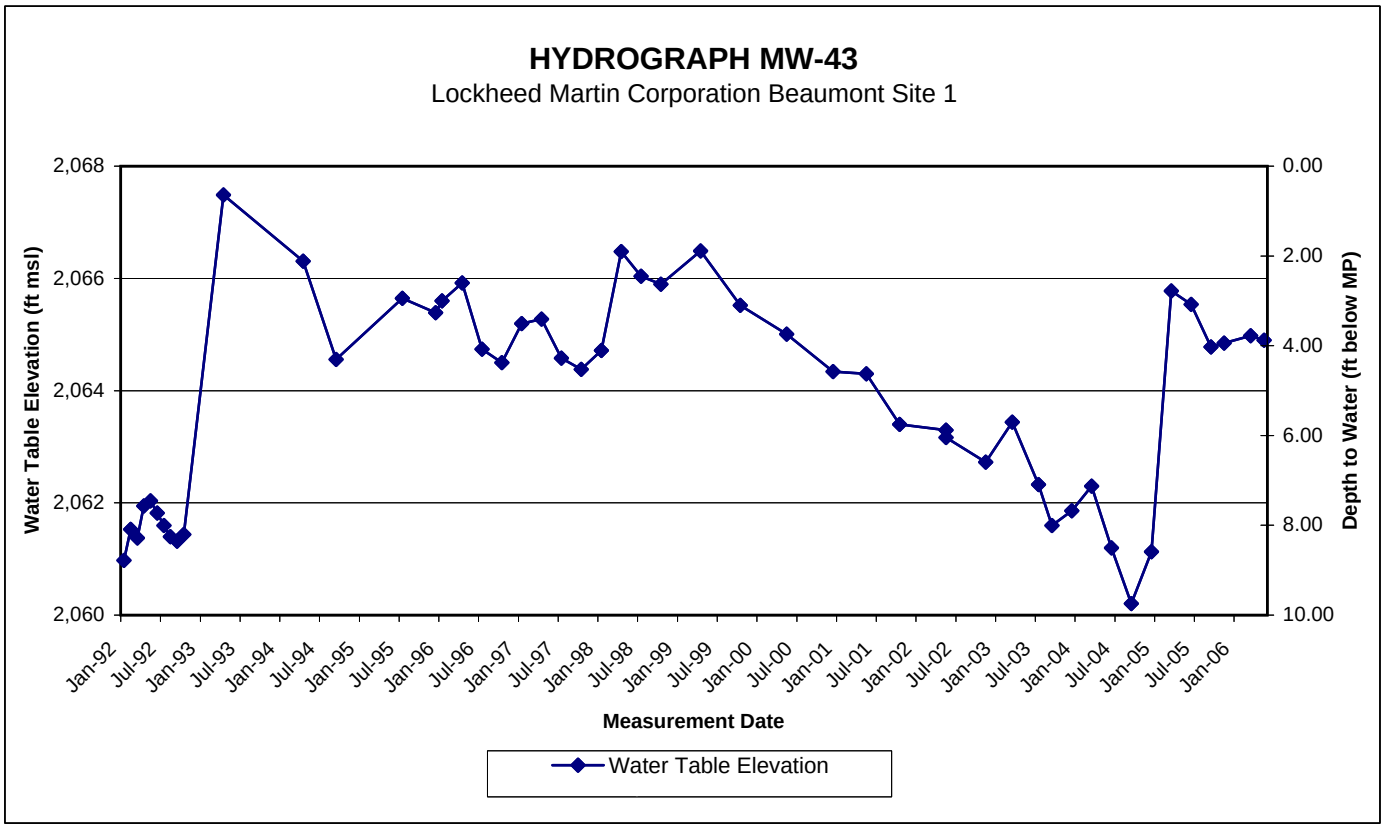
HYDROGRAPH MW-43
Lockheed Martin Corporation Beaumont Site 1
Water Table Elevation (ft msl)
Depth to Water (ft below MP)
2,068
2,066
2,064
2,062
2,060
0.00
2.00
4.00
6.00
8.00
10.00
Jan-92
Jul-92
Jan-93
Jul-93
Jan-94
Jul-94
Jan-95
Jul-95
Jan-96
Jul-96
Jan-97
Jul-97
Jan-98
Jul-98
Jan-99
Jul-99
Jan-00
Jul-00
Jan-01
Jul-01
Jan-02
Jul-02
Jan-03
Jul-03
Jan-04
Jul-04
Jan-05
Jul-05
Jan-06
Measurement Date
Water Table Elevation

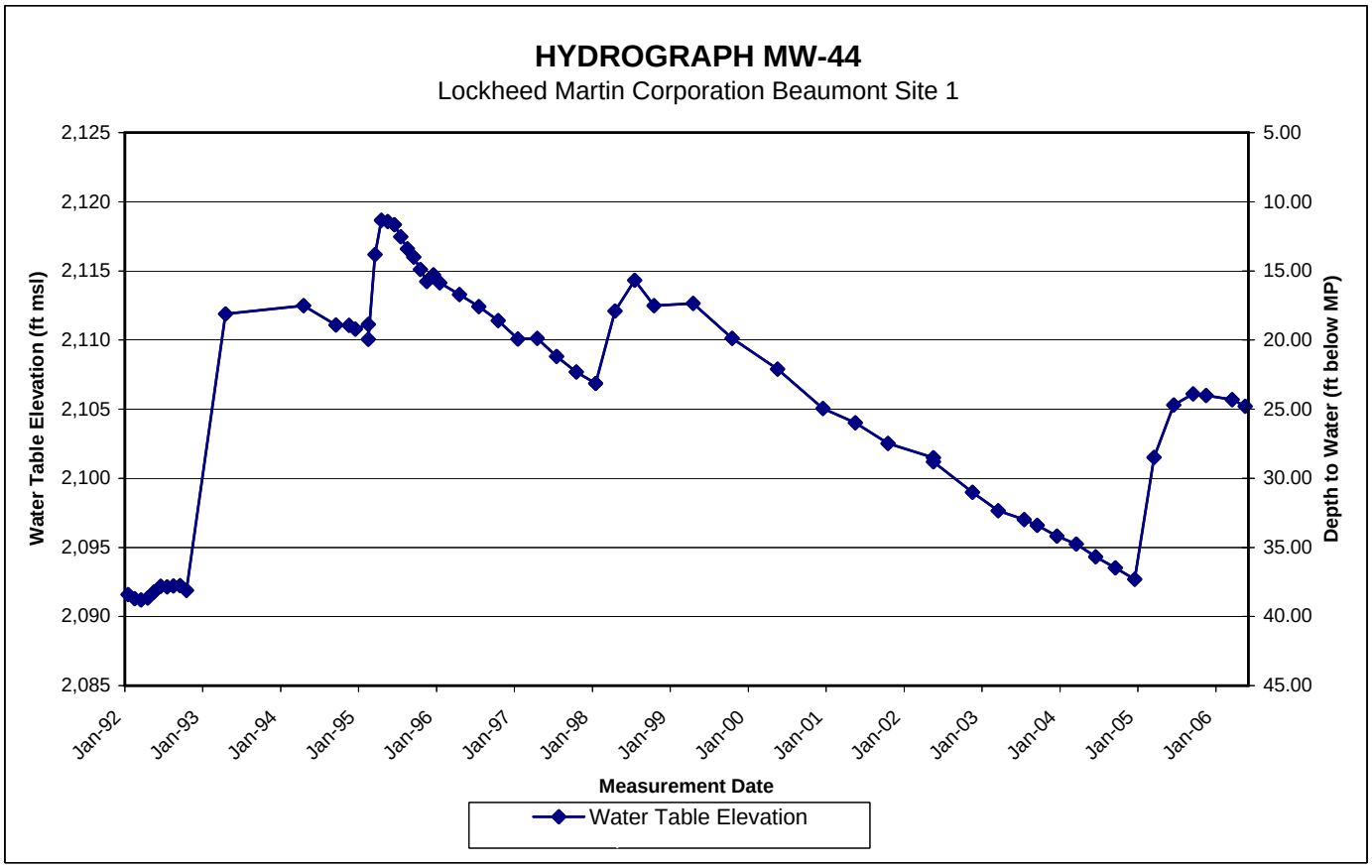
HYDROGRAPH MW-44
Lockheed Martin Corporation Beaumont Site 1
Water Table Elevation (ft msl)
Depth to Water (ft below MP)
2,125
2,120
2,115
2,110
2,105
2,100
2,095
2,090
2,085
5.00
10.00
15.00
20.00
25.00
30.00
35.00
40.00
45.00
Jan-92
Jan-93
Jan-94
Jan-95
Jan-96
Jan-97
Jan-98
Jan-99
Jan-00
Jan-01
Jan-02
Jan-03
Jan-04
Jan-05
Jan-06
Measurement Date
Water Table Elevation

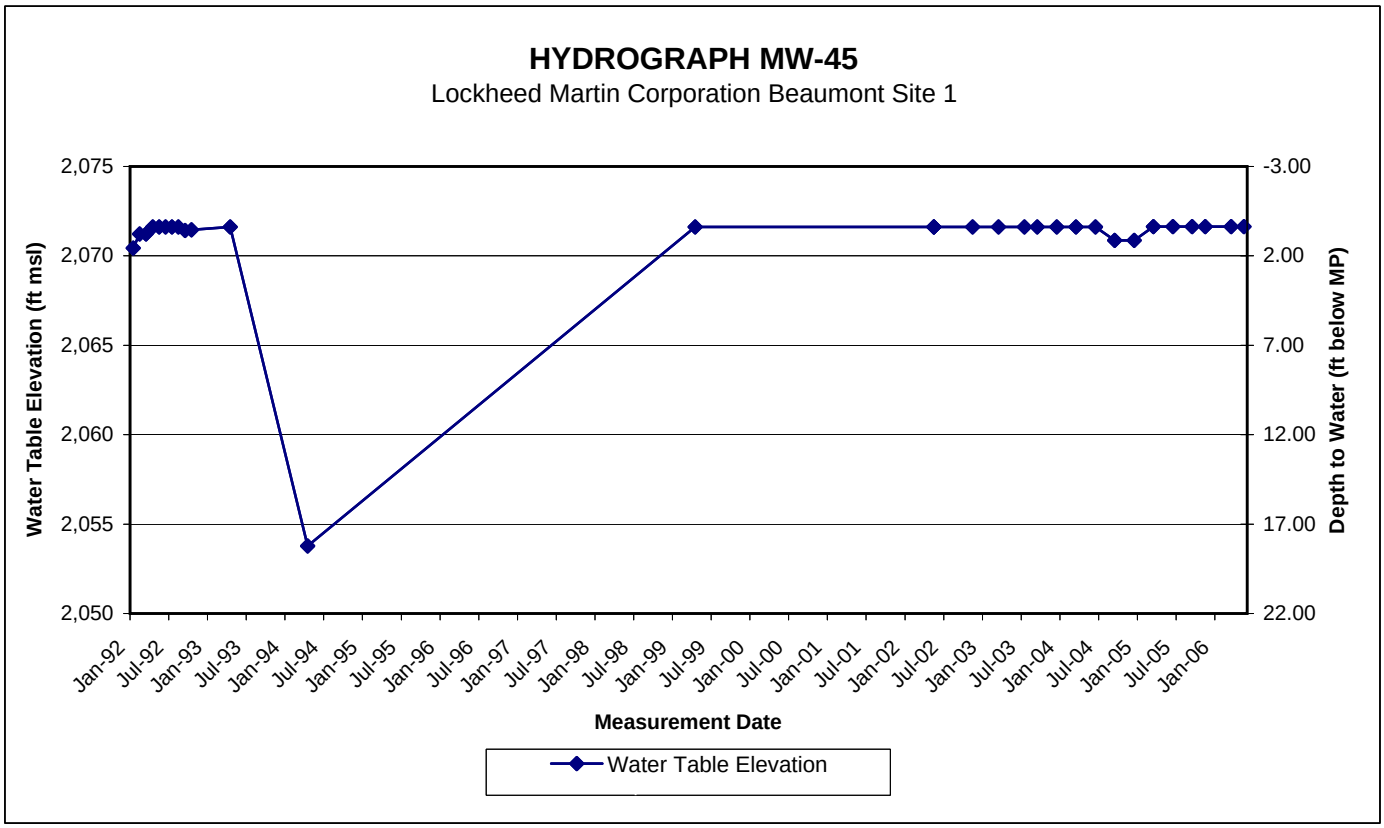
HYDROGRAPH MW-45
Lockheed Martin Corporation Beaumont Site 1
Water Table Elevation (ft msl)
Depth to Water (ft below MP)
2,075
2,070
2,065
2,060
2,055
2,050
-3.00
2.00
7.00
12.00
17.00
22.00
Jan-92 Jul-92 Jan-93 Jul-93 Jan-94 Jul-94 Jan-95 Jul-95 Jan-96 Jul-96 Jan-97 Jul-97 Jan-98 Jul-98 Jan-99 Jul-99 Jan-00 Jul-00 Jan-01 Jul-01 Jan-02 Jul-02 Jan-03 Jul-03 Jan-04 Jul-04 Jan-05 Jul-05 Jan-06
Measurement Date
Water Table Elevation

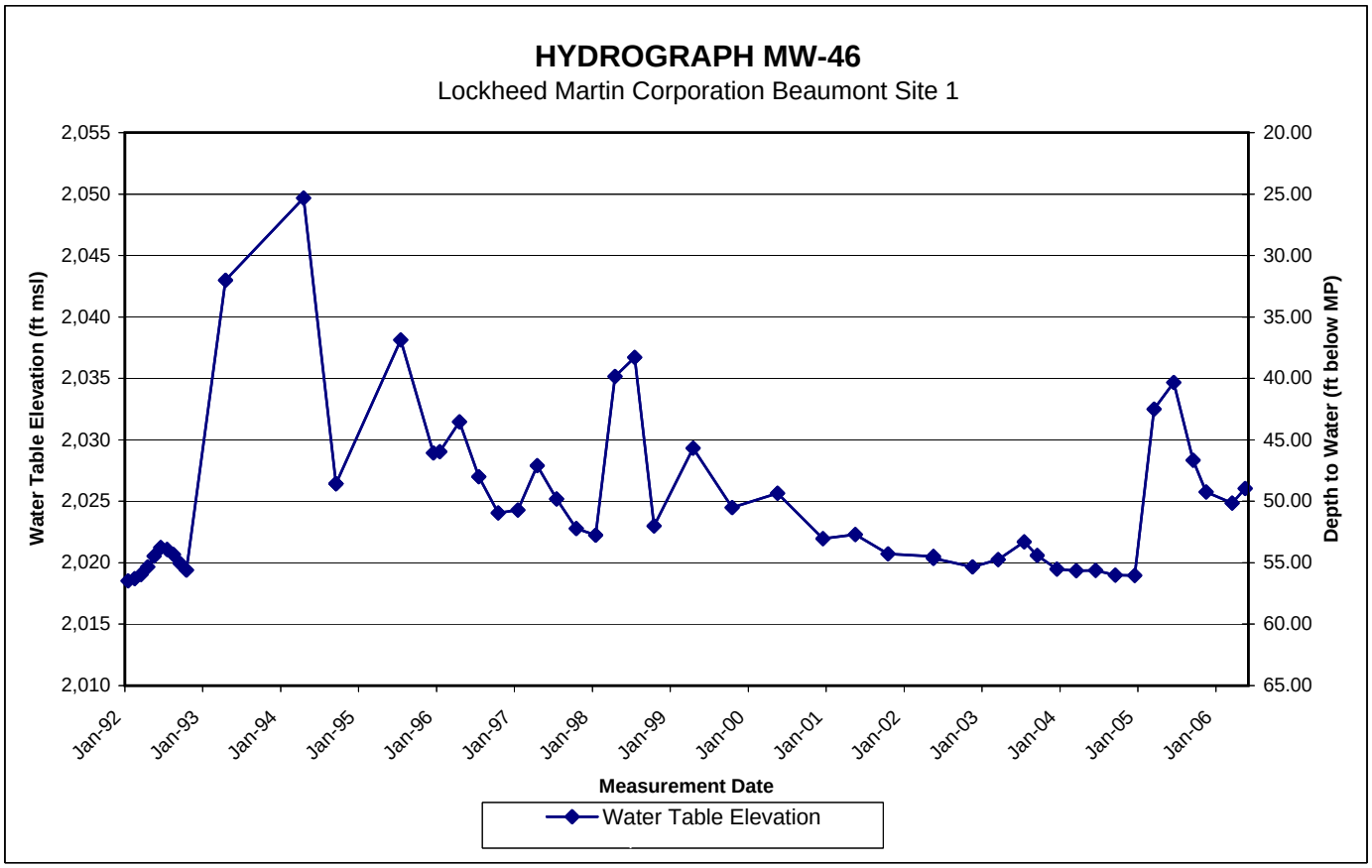
HYDROGRAPH MW-46
Lockheed Martin Corporation Beaumont Site 1
Water Table Elevation (ft msl)
Depth to Water (ft below MP)
2,055
2,050
2,045
2,040
2,035
2,030
2,025
2,020
2,015
2,010
20.00
25.00
30.00
35.00
40.00
45.00
50.00
55.00
60.00
65.00
Jan-92 Jan-93 Jan-94 Jan-95 Jan-96 Jan-97 Jan-98 Jan-99 Jan-00 Jan-01 Jan-02 Jan-03 Jan-04 Jan-05 Jan-06
Measurement Date
Water Table Elevation

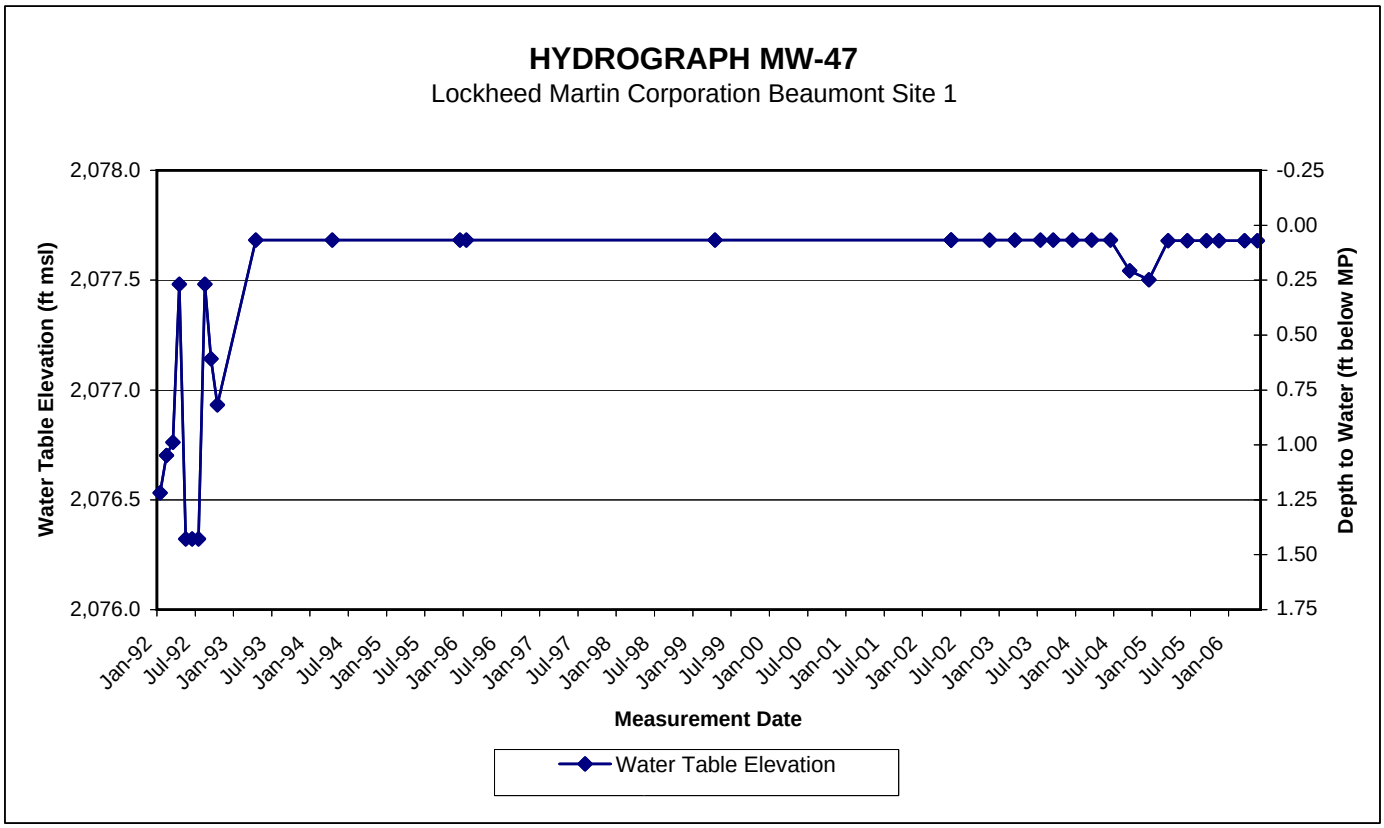
HYDROGRAPH MW-47
Lockheed Martin Corporation Beaumont Site 1
Water Table Elevation (ft msl)
Depth to Water (ft below MP)
2,078.0
2,077.5
2,077.0
2,076.5
2,076.0
-0.25
0.00
0.25
0.50
0.75
1.00
1.25
1.50
1.75
Jan-92 Jul-92 Jan-93 Jul-93 Jan-94 Jul-94 Jan-95 Jul-95 Jan-96 Jul-96 Jan-97 Jul-97 Jan-98 Jul-98 Jan-99 Jul-99 Jan-00 Jul-00 Jan-01 Jul-01 Jan-02 Jul-02 Jan-03 Jul-03 Jan-04 Jul-04 Jan-05 Jul-05 Jan-06
Measurement Date
Water Table Elevation

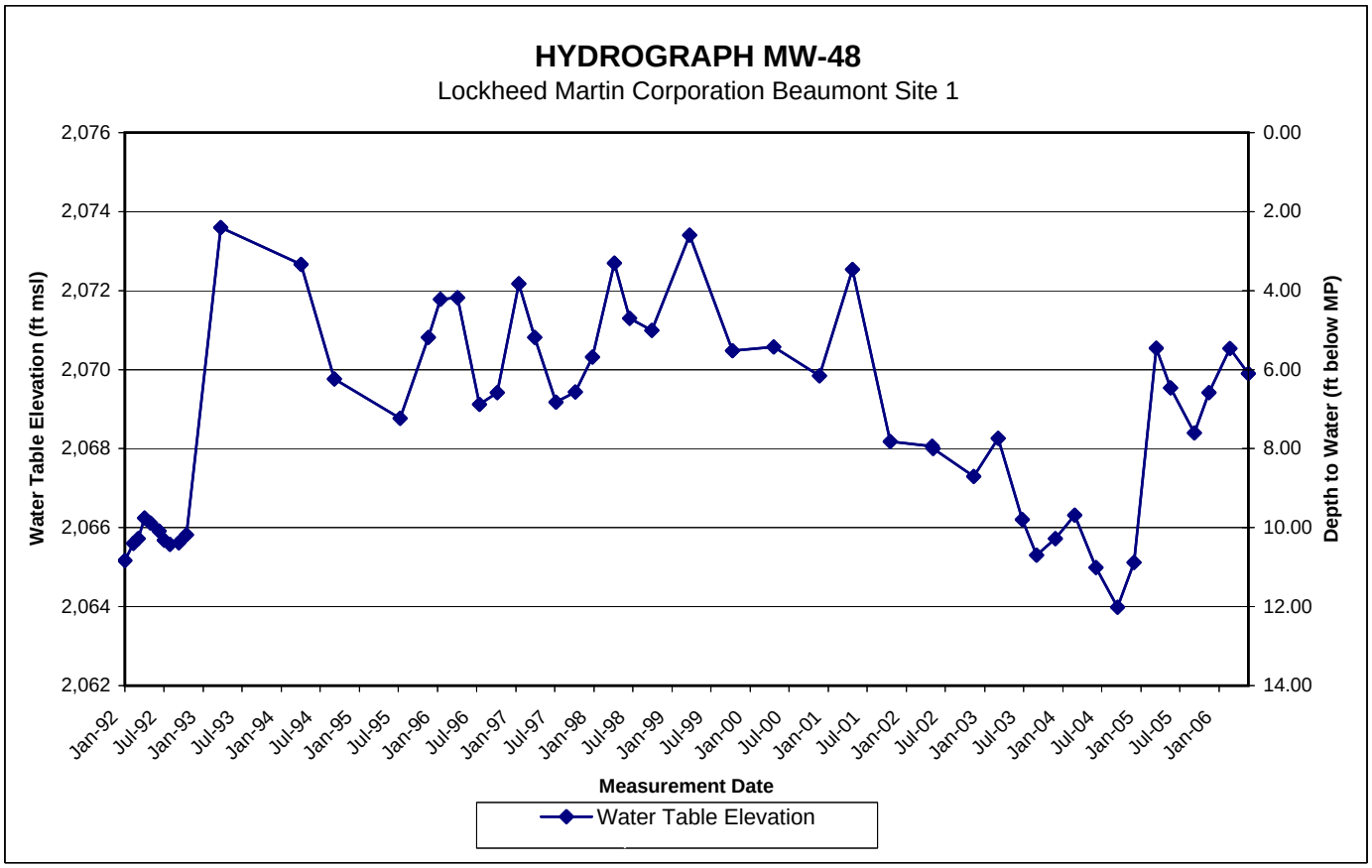
HYDROGRAPH MW-48
Lockheed Martin Corporation Beaumont Site 1
Water Table Elevation (ft msl)
Depth to Water (ft below MP)
2,076
2,074
2,072
2,070
2,068
2,066
2,064
2,062
0.00
2.00
4.00
6.00
8.00
10.00
12.00
14.00
Jan-92 Jul-92 Jan-93 Jul-93 Jan-94 Jul-94 Jan-95 Jul-95 Jan-96 Jul-96 Jan-97 Jul-97 Jan-98 Jul-98 Jan-99 Jul-99 Jan-00 Jul-00 Jan-01 Jul-01 Jan-02 Jul-02 Jan-03 Jul-03 Jan-04 Jul-04 Jan-05 Jul-05 Jan-06
Measurement Date
Water Table Elevation

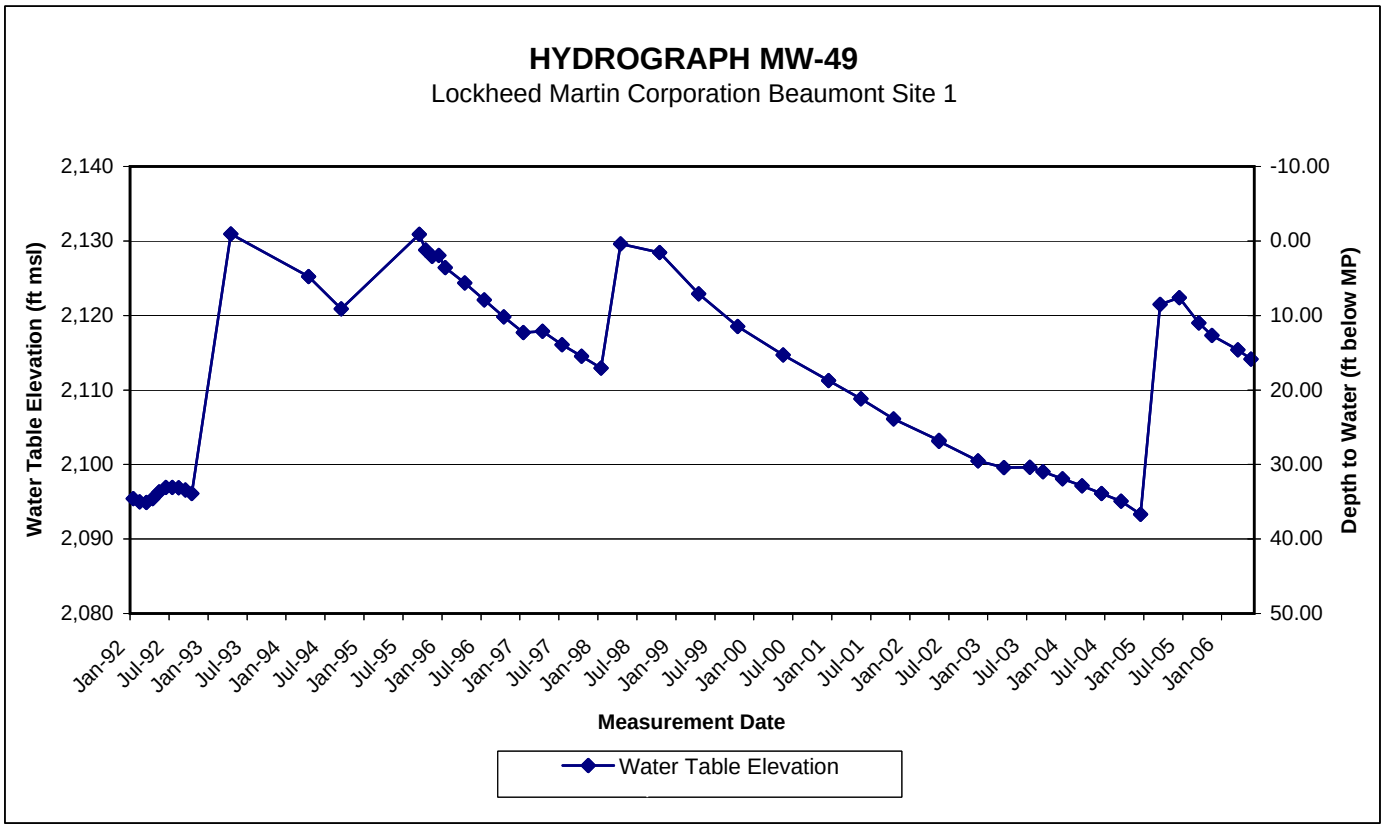
HYDROGRAPH MW-49
Lockheed Martin Corporation Beaumont Site 1
Water Table Elevation (ft msl)
Depth to Water (ft below MP)
2,140
2,130
2,120
2,110
2,100
2,090
2,080
-10.00
0.00
10.00
20.00
30.00
40.00
50.00
Jan-92 Jul-92 Jan-93 Jul-93 Jan-94 Jul-94 Jan-95 Jul-95 Jan-96 Jul-96 Jan-97 Jul-97 Jan-98 Jul-98 Jan-99 Jul-99 Jan-00 Jul-00 Jan-01 Jul-01 Jan-02 Jul-02 Jan-03 Jul-03 Jan-04 Jul-04 Jan-05 Jul-05 Jan-06
Measurement Date
Water Table Elevation

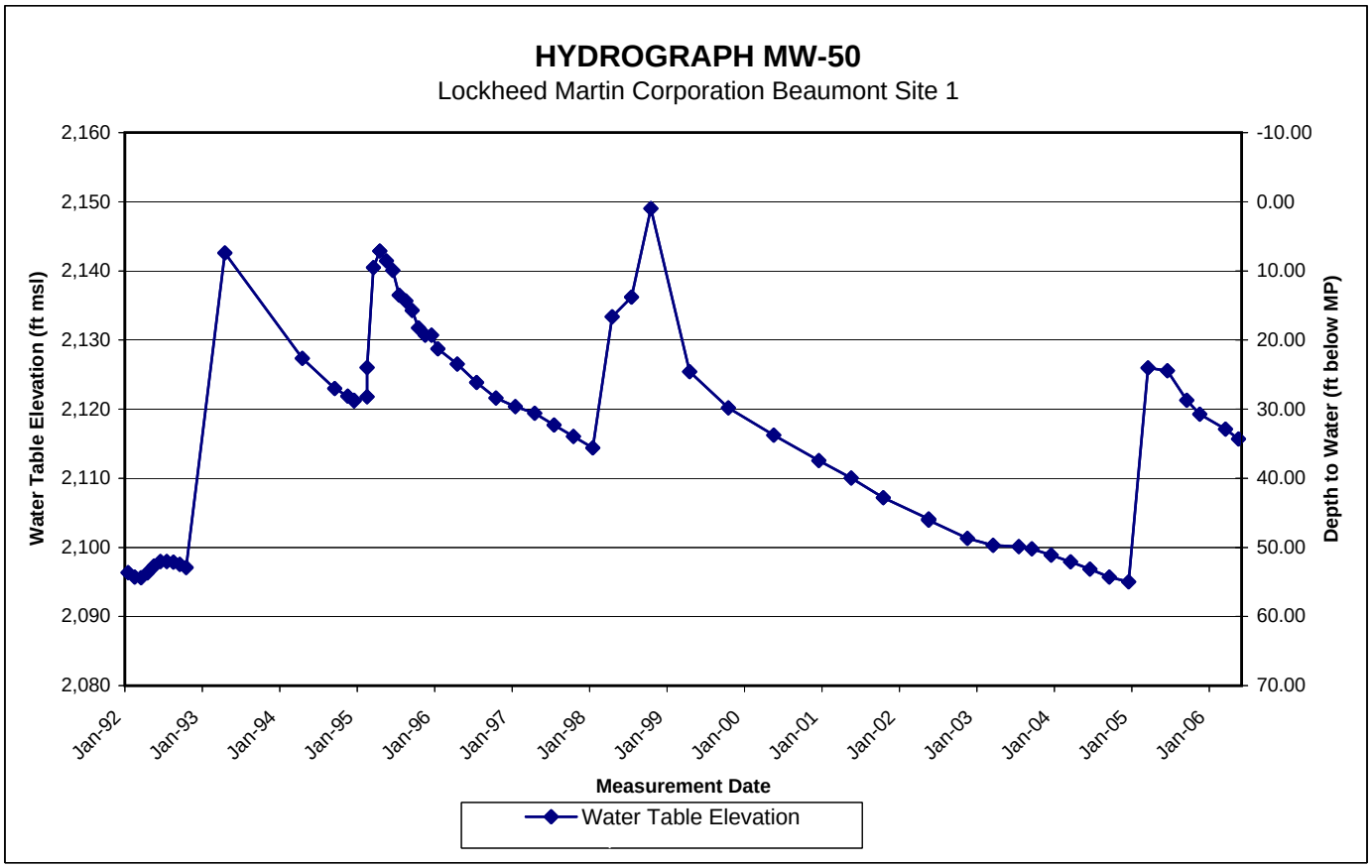
HYDROGRAPH MW-50
Lockheed Martin Corporation Beaumont Site 1
Water Table Elevation (ft msl)
Depth to Water (ft below MP)
2,160
2,150
2,140
2,130
2,120
2,110
2,100
2,090
2,080
-10.00
0.00
10.00
20.00
30.00
40.00
50.00
60.00
70.00
Jan-92 Jan-93 Jan-94 Jan-95 Jan-96 Jan-97 Jan-98 Jan-99 Jan-00 Jan-01 Jan-02 Jan-03 Jan-04 Jan-05 Jan-06
Measurement Date
Water Table Elevation

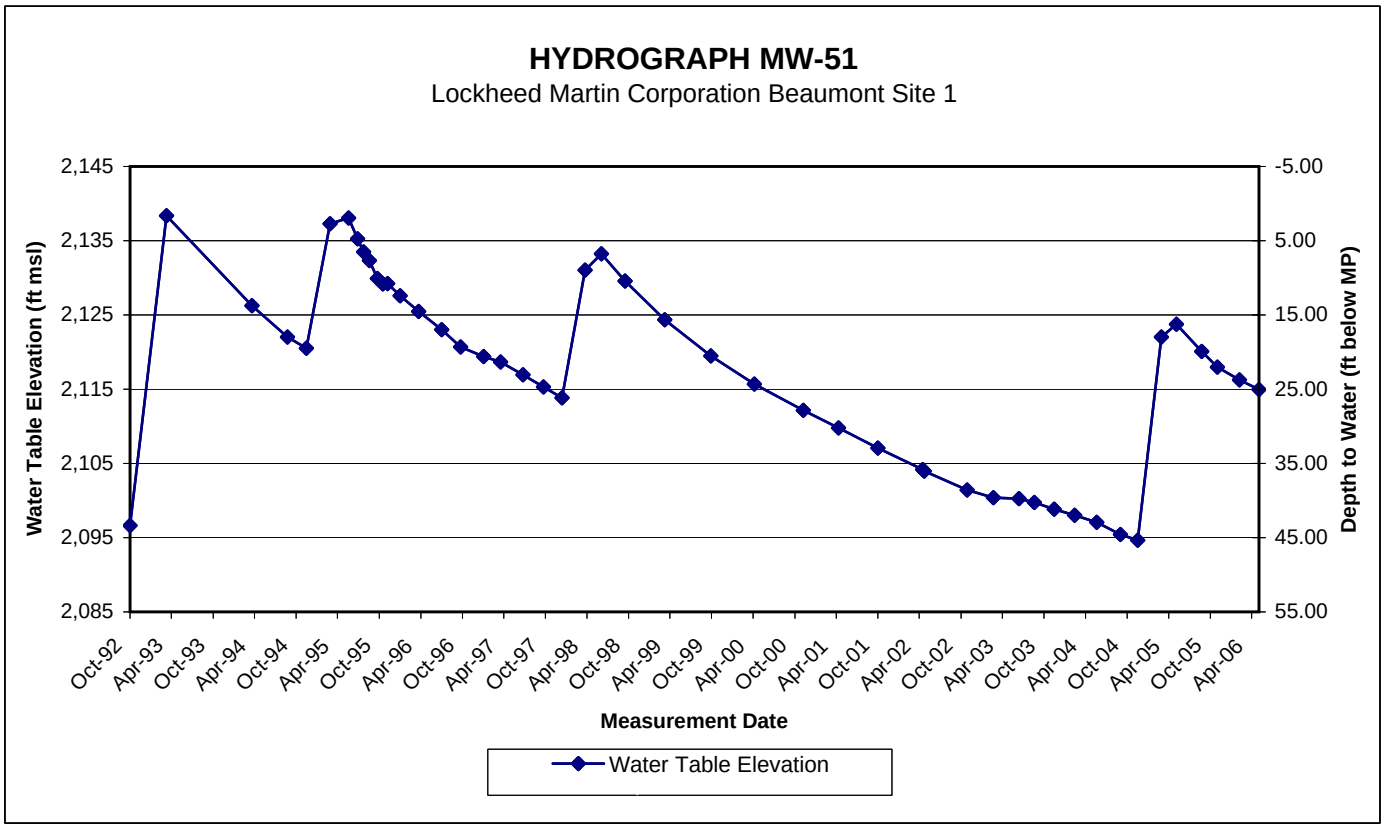
HYDROGRAPH MW-51
Lockheed Martin Corporation Beaumont Site 1
Water Table Elevation (ft msl)
Depth to Water (ft below MP)
2,145
2,135
2,125
2,115
2,105
2,095
2,085
-5.00
5.00
15.00
25.00
35.00
45.00
55.00
Oct-92 Apr-93 Oct-93 Apr-94 Oct-94 Apr-95 Oct-95 Apr-96 Oct-96 Apr-97 Oct-97 Apr-98 Oct-98 Apr-99 Oct-99 Apr-00 Oct-00 Apr-01 Oct-01 Apr-02 Oct-02 Apr-03 Oct-03 Apr-04 Oct-04 Apr-05 Oct-05 Apr-06
Measurement Date
Water Table Elevation

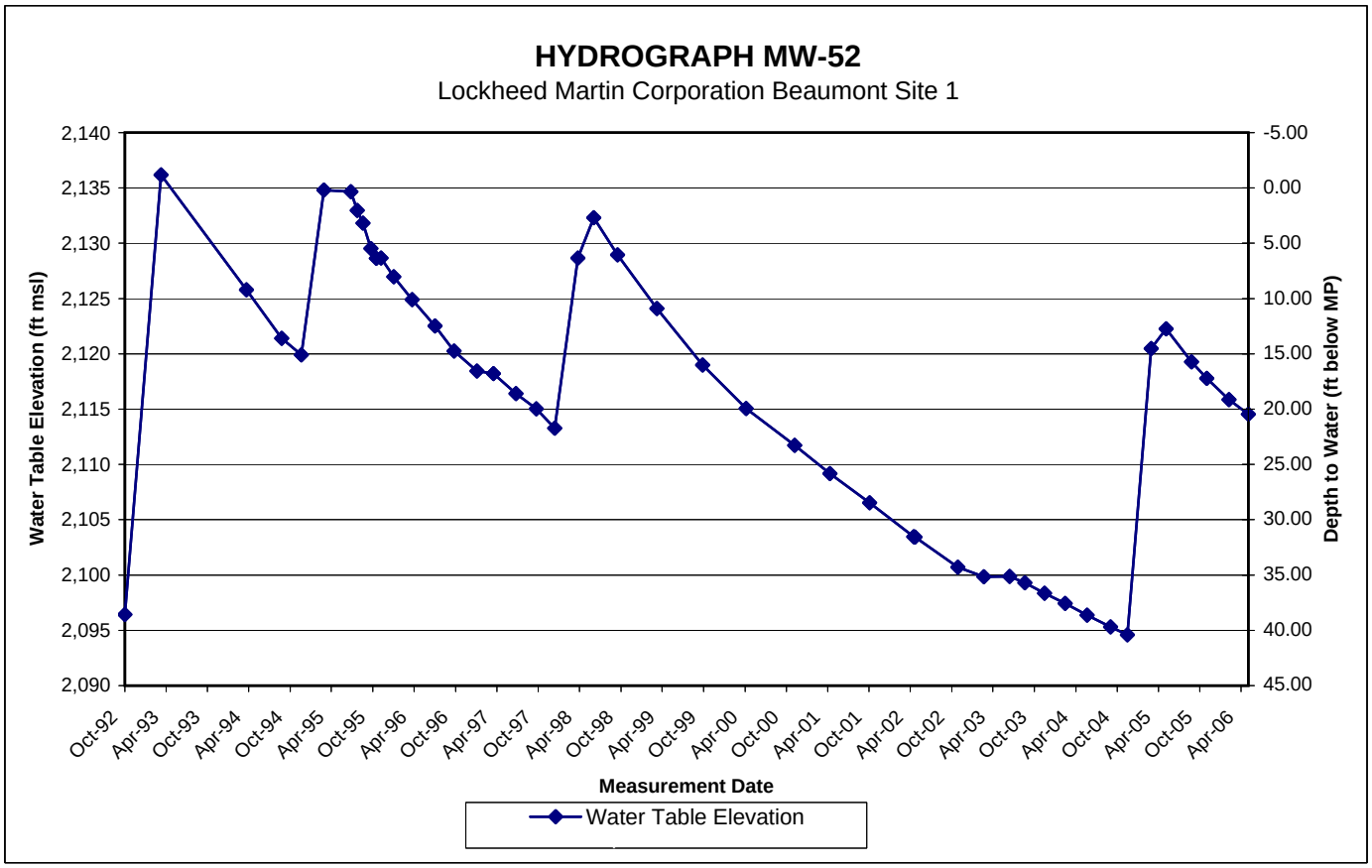
HYDROGRAPH MW-52
Lockheed Martin Corporation Beaumont Site 1
Water Table Elevation (ft msl)
Depth to Water (ft below MP)
2,140
2,135
2,130
2,125
2,120
2,115
2,110
2,105
2,100
2,095
2,090
-5.00
0.00
5.00
10.00
15.00
20.00
25.00
30.00
35.00
40.00
45.00
Oct-92 Apr-93 Oct-93 Apr-94 Oct-94 Apr-95 Oct-95 Apr-96 Oct-96 Apr-97 Oct-97 Apr-98 Oct-98 Apr-99 Oct-99 Apr-00 Oct-00 Apr-01 Oct-01 Apr-02 Oct-02 Apr-03 Oct-03 Apr-04 Oct-04 Apr-05 Oct-05 Apr-06
Measurement Date
Water Table Elevation

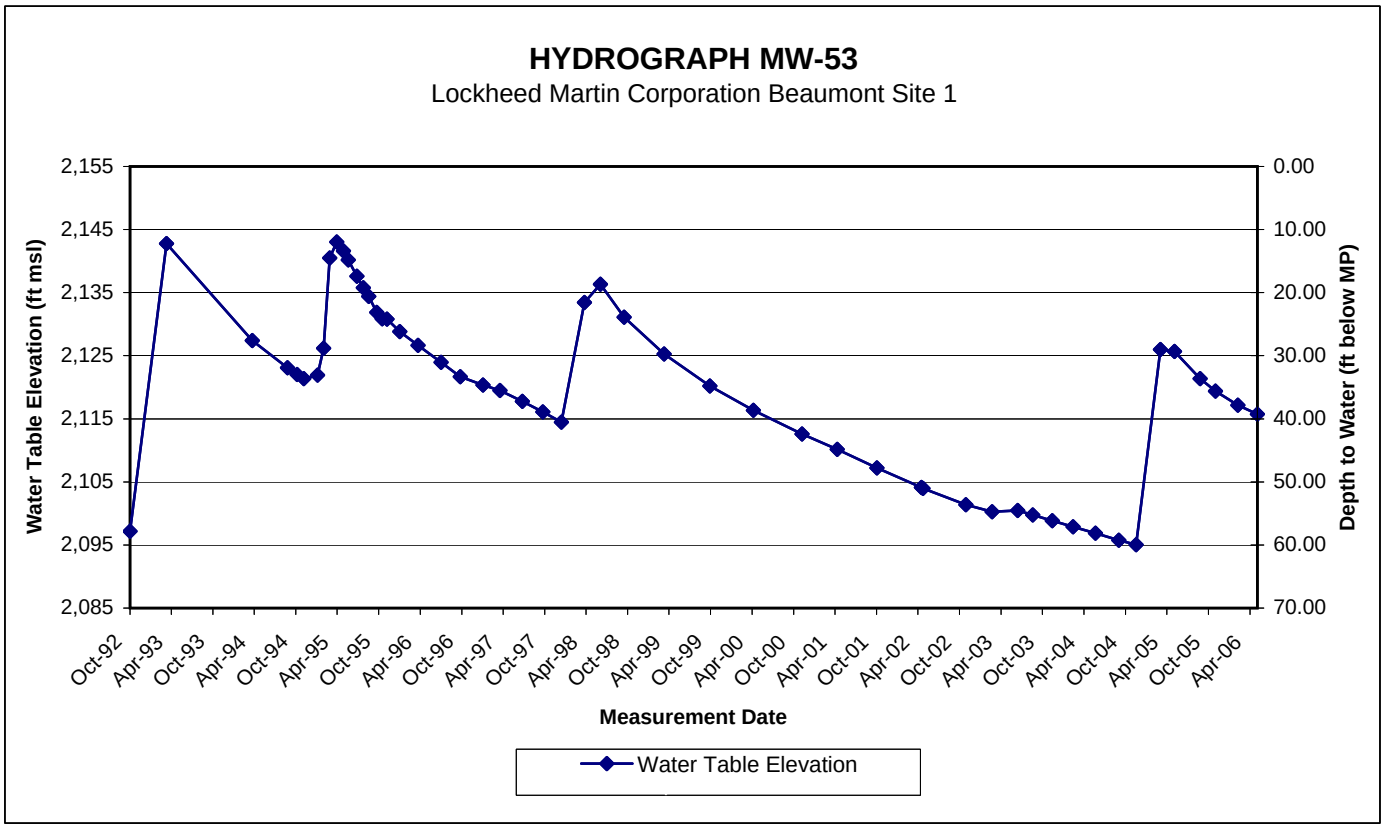
HYDROGRAPH MW-53
Lockheed Martin Corporation Beaumont Site 1
Water Table Elevation (ft msl)
Depth to Water (ft below MP)
2,155
2,145
2,135
2,125
2,115
2,105
2,095
2,085
0.00
10.00
20.00
30.00
40.00
50.00
60.00
70.00
Oct-92
Apr-93
Oct-93
Apr-94
Oct-94
Apr-95
Oct-95
Apr-96
Oct-96
Apr-97
Oct-97
Apr-98
Oct-98
Apr-99
Oct-99
Apr-00
Oct-00
Apr-01
Oct-01
Apr-02
Oct-02
Apr-03
Oct-03
Apr-04
Oct-04
Apr-05
Oct-05
Apr-06
Measurement Date
Water Table Elevation

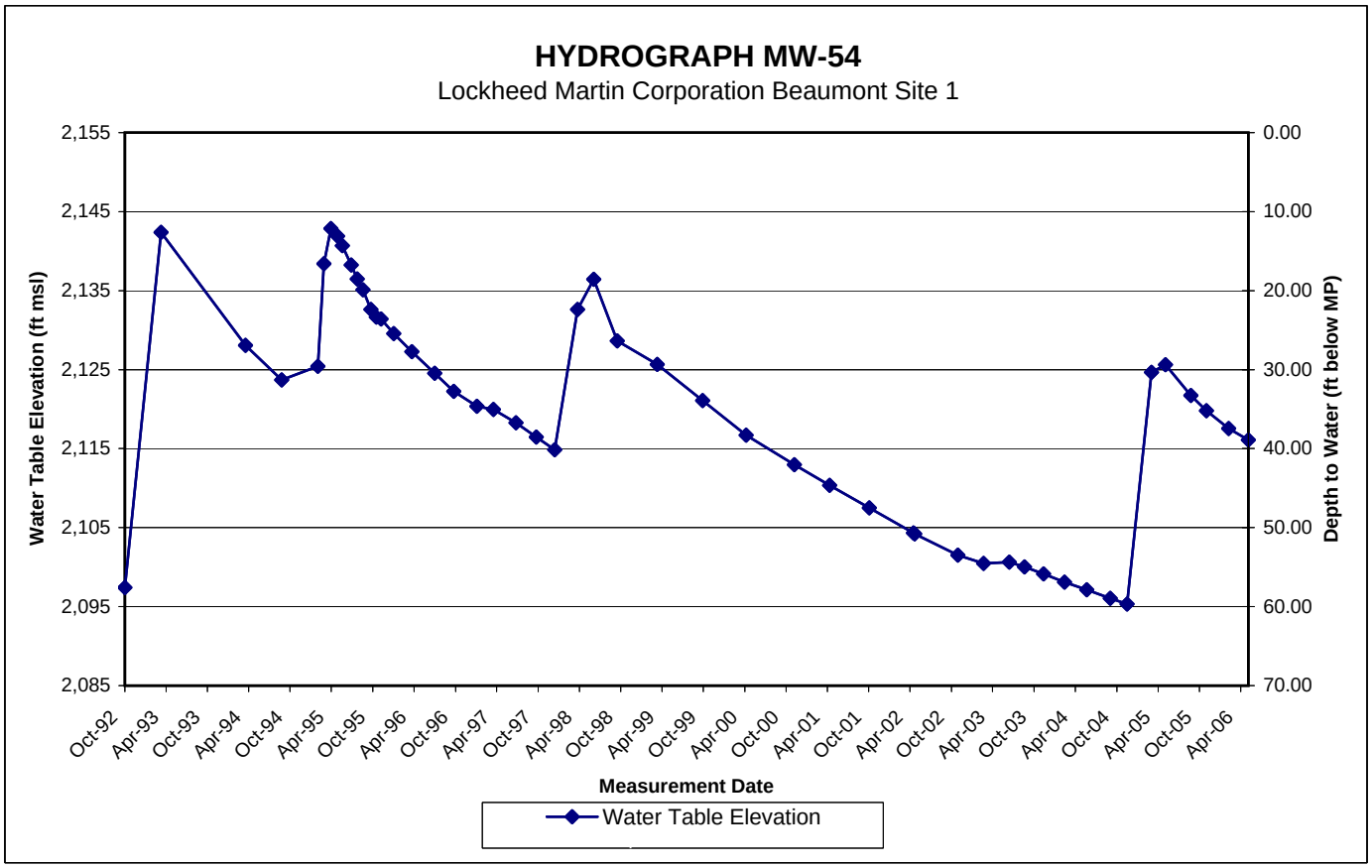
HYDROGRAPH MW-54
Lockheed Martin Corporation Beaumont Site 1
Water Table Elevation (ft msl)
Depth to Water (ft below MP)
2,155
2,145
2,135
2,125
2,115
2,105
2,095
2,085
0.00
10.00
20.00
30.00
40.00
50.00
60.00
70.00
Oct-92
Apr-93
Oct-93
Apr-94
Oct-94
Apr-95
Oct-95
Apr-96
Oct-96
Apr-97
Oct-97
Apr-98
Oct-98
Apr-99
Oct-99
Apr-00
Oct-00
Apr-01
Oct-01
Apr-02
Oct-02
Apr-03
Oct-03
Apr-04
Oct-04
Apr-05
Oct-05
Apr-06
Measurement Date
Water Table Elevation

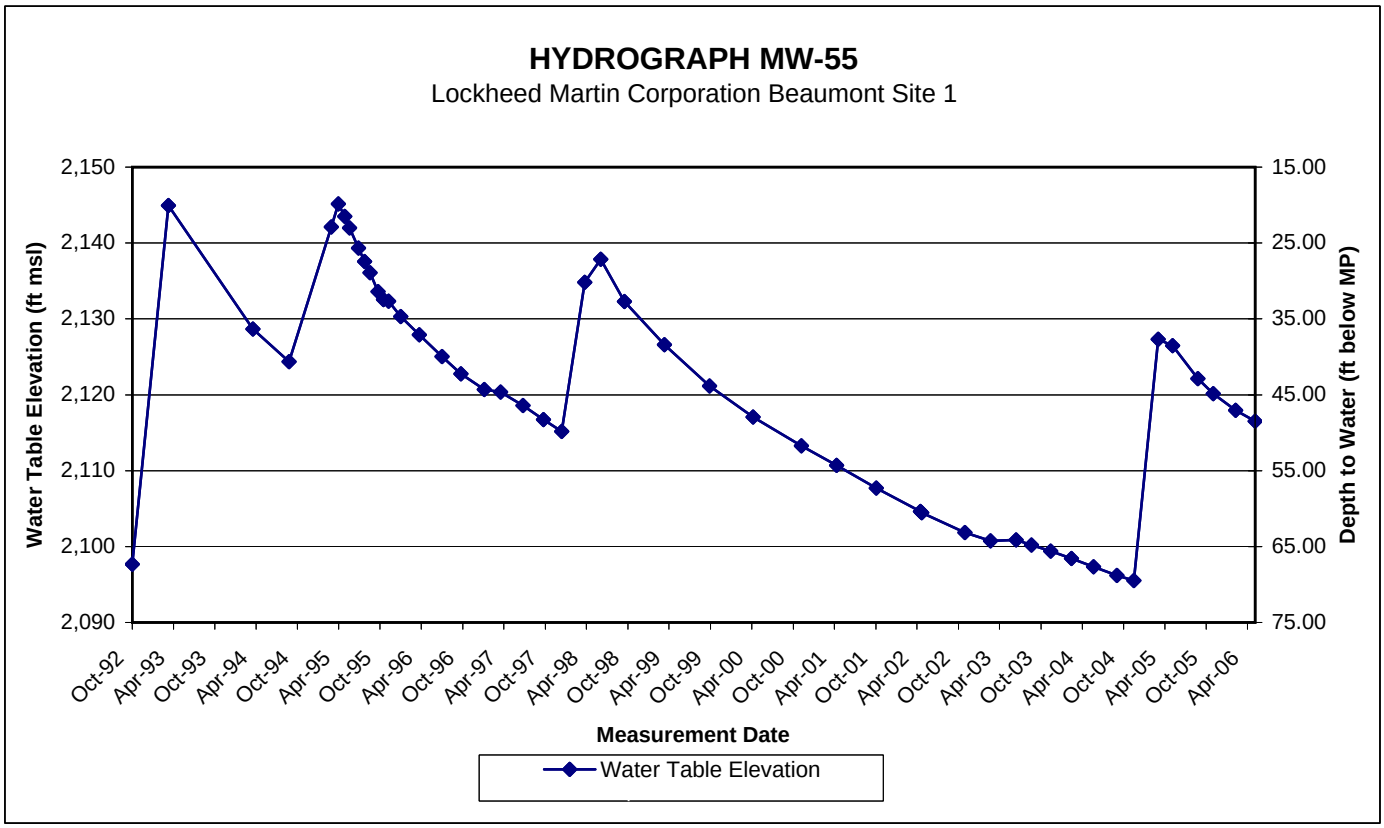
HYDROGRAPH MW-55
Lockheed Martin Corporation Beaumont Site 1
Water Table Elevation (ft msl)
Depth to Water (ft below MP)
2,150
2,140
2,130
2,120
2,110
2,100
2,090
15.00
25.00
35.00
45.00
55.00
65.00
75.00
Oct-92 Apr-93 Oct-93 Apr-94 Oct-94 Apr-95 Oct-95 Apr-96 Oct-96 Apr-97 Oct-97 Apr-98 Oct-98 Apr-99 Oct-99 Apr-00 Oct-00 Apr-01 Oct-01 Apr-02 Oct-02 Apr-03 Oct-03 Apr-04 Oct-04 Apr-05 Oct-05 Apr-06
Measurement Date
Water Table Elevation

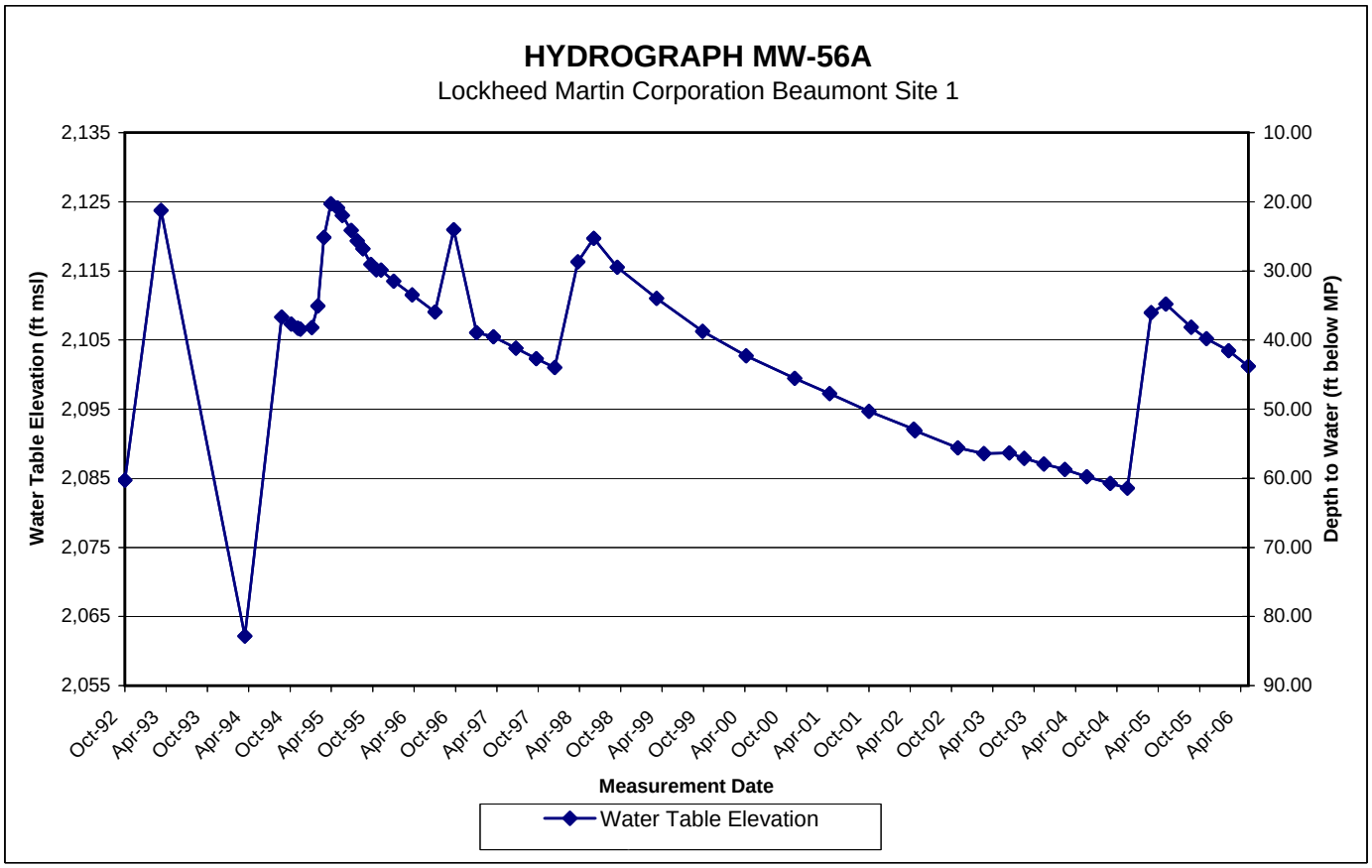
HYDROGRAPH MW-56A
Lockheed Martin Corporation Beaumont Site 1
Water Table Elevation (ft msl)
Depth to Water (ft below MP)
2,135
2,125
2,115
2,105
2,095
2,085
2,075
2,065
2,055
10.00
20.00
30.00
40.00
50.00
60.00
70.00
80.00
90.00
Oct-92 Apr-93 Oct-93 Apr-94 Oct-94 Apr-95 Oct-95 Apr-96 Oct-96 Apr-97 Oct-97 Apr-98 Oct-98 Apr-99 Oct-99 Apr-00 Oct-00 Apr-01 Oct-01 Apr-02 Oct-02 Apr-03 Oct-03 Apr-04 Oct-04 Apr-05 Oct-05 Apr-06
Measurement Date
Water Table Elevation

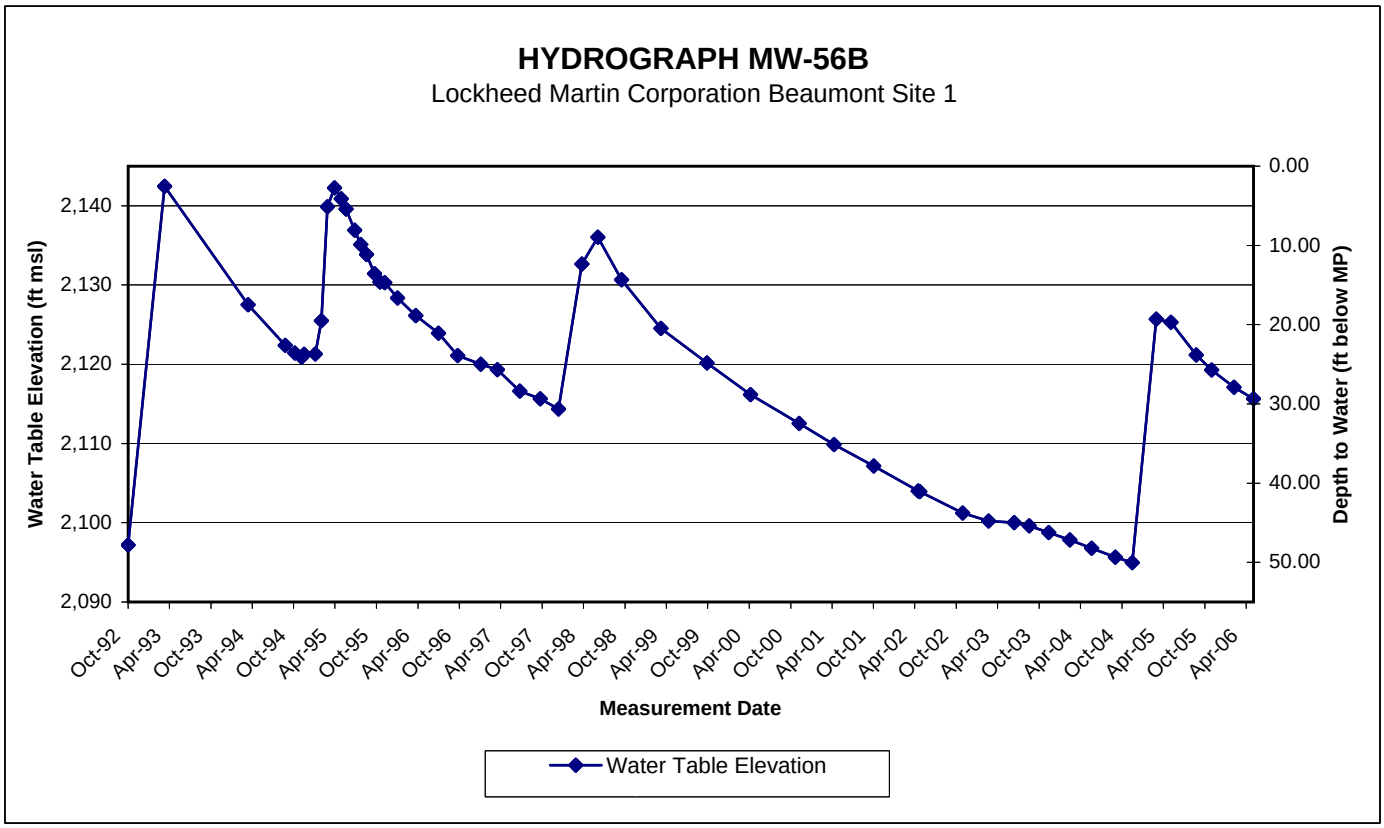
HYDROGRAPH MW-56B
Lockheed Martin Corporation Beaumont Site 1
Water Table Elevation (ft msl)
Depth to Water (ft below MP)
2,140
2,130
2,120
2,110
2,100
2,090
0.00
10.00
20.00
30.00
40.00
50.00
Oct-92
Apr-93
Oct-93
Apr-94
Oct-94
Apr-95
Oct-95
Apr-96
Oct-96
Apr-97
Oct-97
Apr-98
Oct-98
Apr-99
Oct-99
Apr-00
Oct-00
Apr-01
Oct-01
Apr-02
Oct-02
Apr-03
Oct-03
Apr-04
Oct-04
Apr-05
Oct-05
Apr-06
Measurement Date
Water Table Elevation

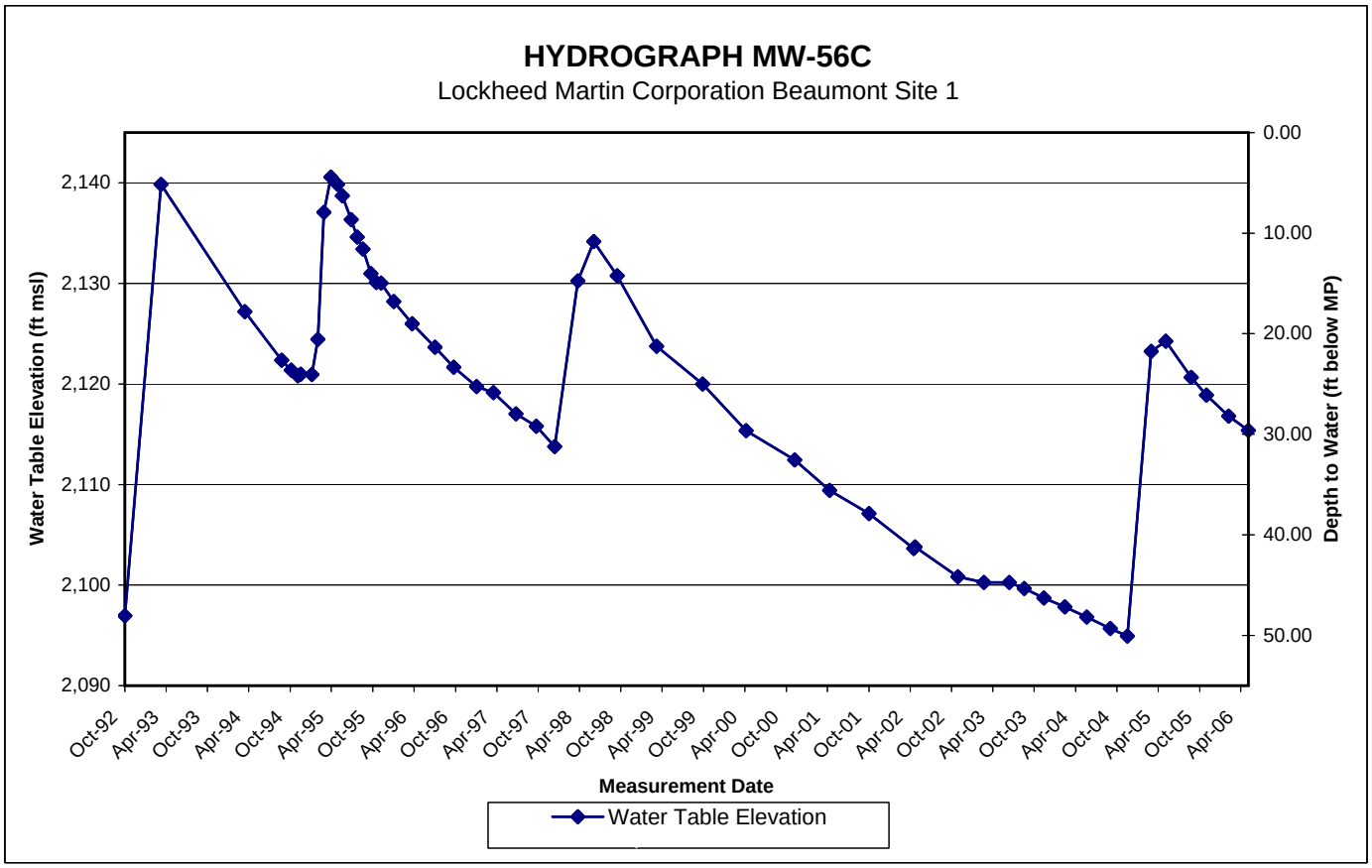
HYDROGRAPH MW-56C
Lockheed Martin Corporation Beaumont Site 1
Water Table Elevation (ft msl)
Depth to Water (ft below MP)
2,140
2,130
2,120
2,110
2,100
2,090
0.00
10.00
20.00
30.00
40.00
50.00
Oct-92
Apr-93
Oct-93
Apr-94
Oct-94
Apr-95
Oct-95
Apr-96
Oct-96
Apr-97
Oct-97
Apr-98
Oct-98
Apr-99
Oct-99
Apr-00
Oct-00
Apr-01
Oct-01
Apr-02
Oct-02
Apr-03
Oct-03
Apr-04
Oct-04
Apr-05
Oct-05
Apr-06
Measurement Date
Water Table Elevation

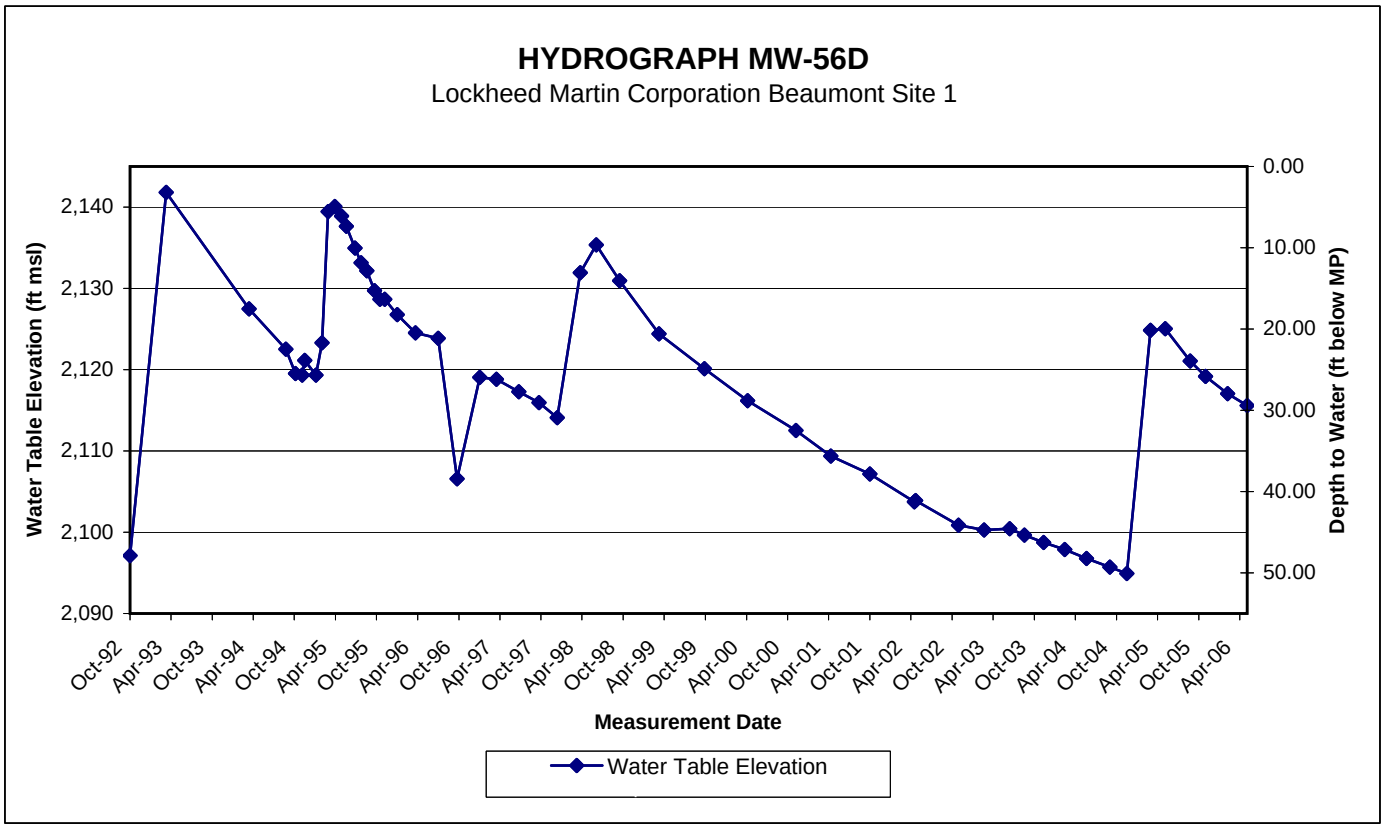
HYDROGRAPH MW-56D
Lockheed Martin Corporation Beaumont Site 1
Water Table Elevation (ft msl)
2,140
2,130
2,120
2,110
2,100
2,090
Depth to Water (ft below MP)
0.00
10.00
20.00
30.00
40.00
50.00
Oct-92
Apr-93
Oct-93
Apr-94
Oct-94
Apr-95
Oct-95
Apr-96
Oct-96
Apr-97
Oct-97
Apr-98
Oct-98
Apr-99
Oct-99
Apr-00
Oct-00
Apr-01
Oct-01
Apr-02
Oct-02
Apr-03
Oct-03
Apr-04
Oct-04
Apr-05
Oct-05
Apr-06
Measurement Date
Water Table Elevation

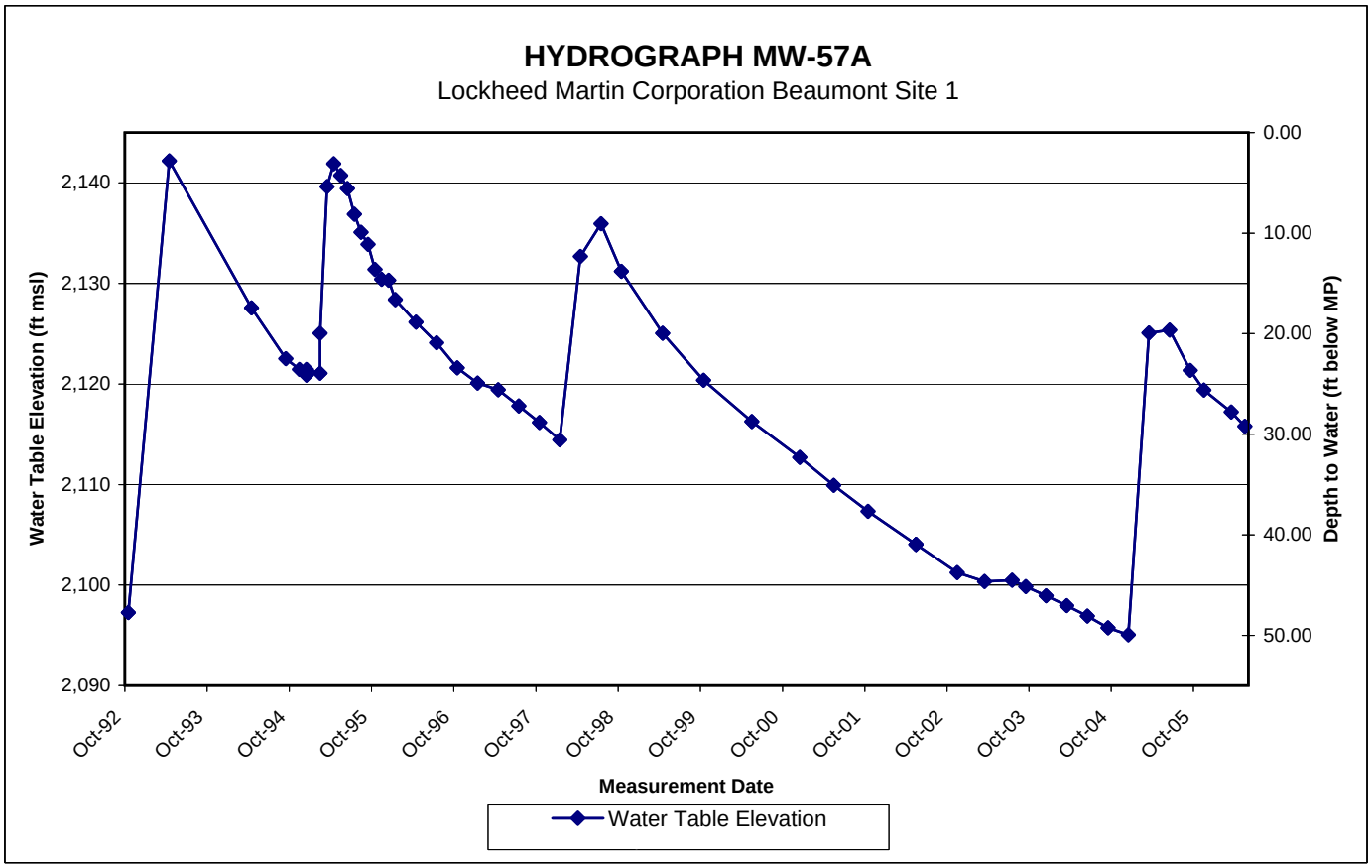
HYDROGRAPH MW-57A
Lockheed Martin Corporation Beaumont Site 1
Water Table Elevation (ft msl)
2,140
2,130
2,120
2,110
2,100
2,090
Depth to Water (ft below MP)
0.00
10.00
20.00
30.00
40.00
50.00
Oct-92
Oct-93
Oct-94
Oct-95
Oct-96
Oct-97
Oct-98
Oct-99
Oct-00
Oct-01
Oct-02
Oct-03
Oct-04
Oct-05
Measurement Date
Water Table Elevation

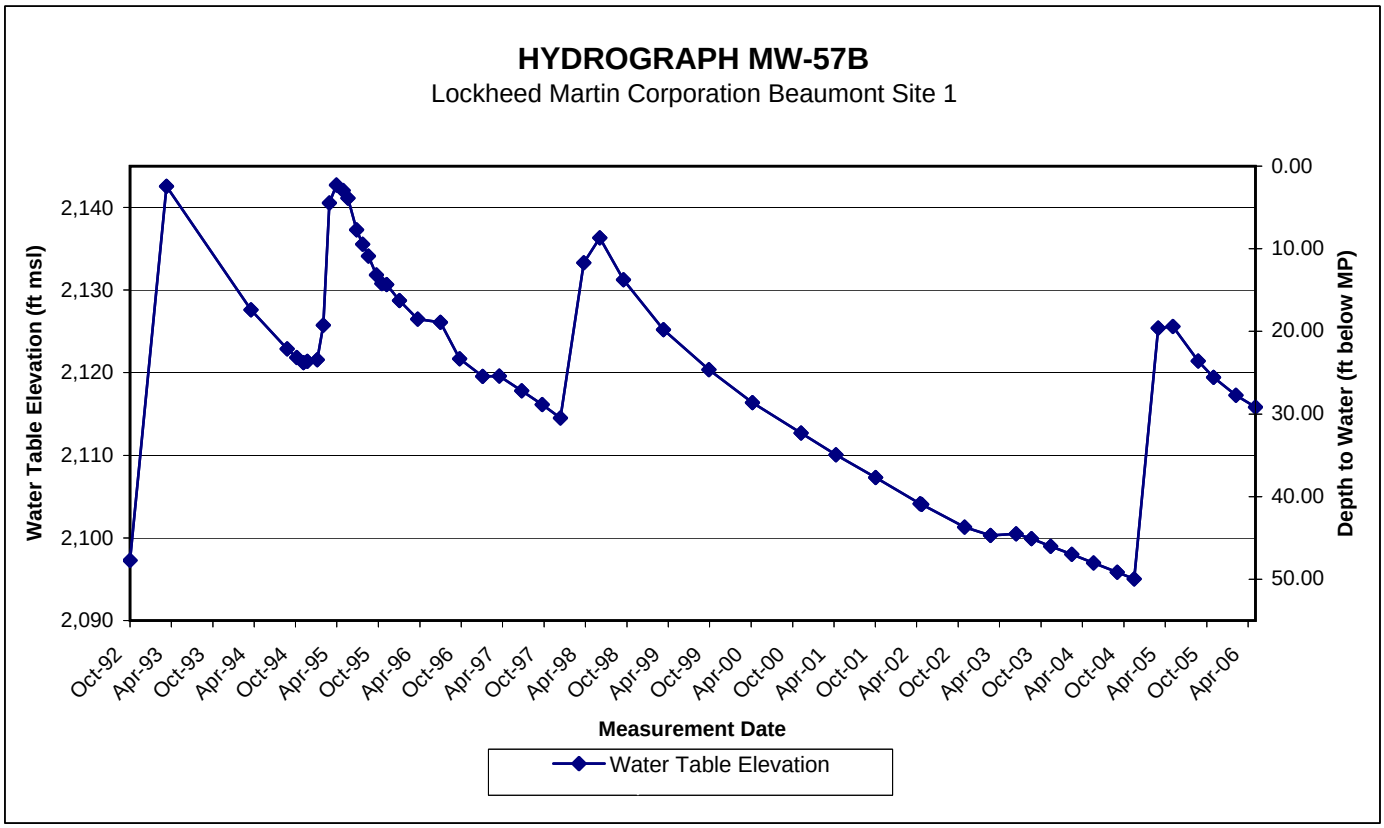
HYDROGRAPH MW-57B
Lockheed Martin Corporation Beaumont Site 1
Water Table Elevation (ft msl)
Depth to Water (ft below MP)
2,140
2,130
2,120
2,110
2,100
2,090
0.00
10.00
20.00
30.00
40.00
50.00
Oct-92
Apr-93
Oct-93
Apr-94
Oct-94
Apr-95
Oct-95
Apr-96
Oct-96
Apr-97
Oct-97
Apr-98
Oct-98
Apr-99
Oct-99
Apr-00
Oct-00
Apr-01
Oct-01
Apr-02
Oct-02
Apr-03
Oct-03
Apr-04
Oct-04
Apr-05
Oct-05
Apr-06
Measurement Date
Water Table Elevation

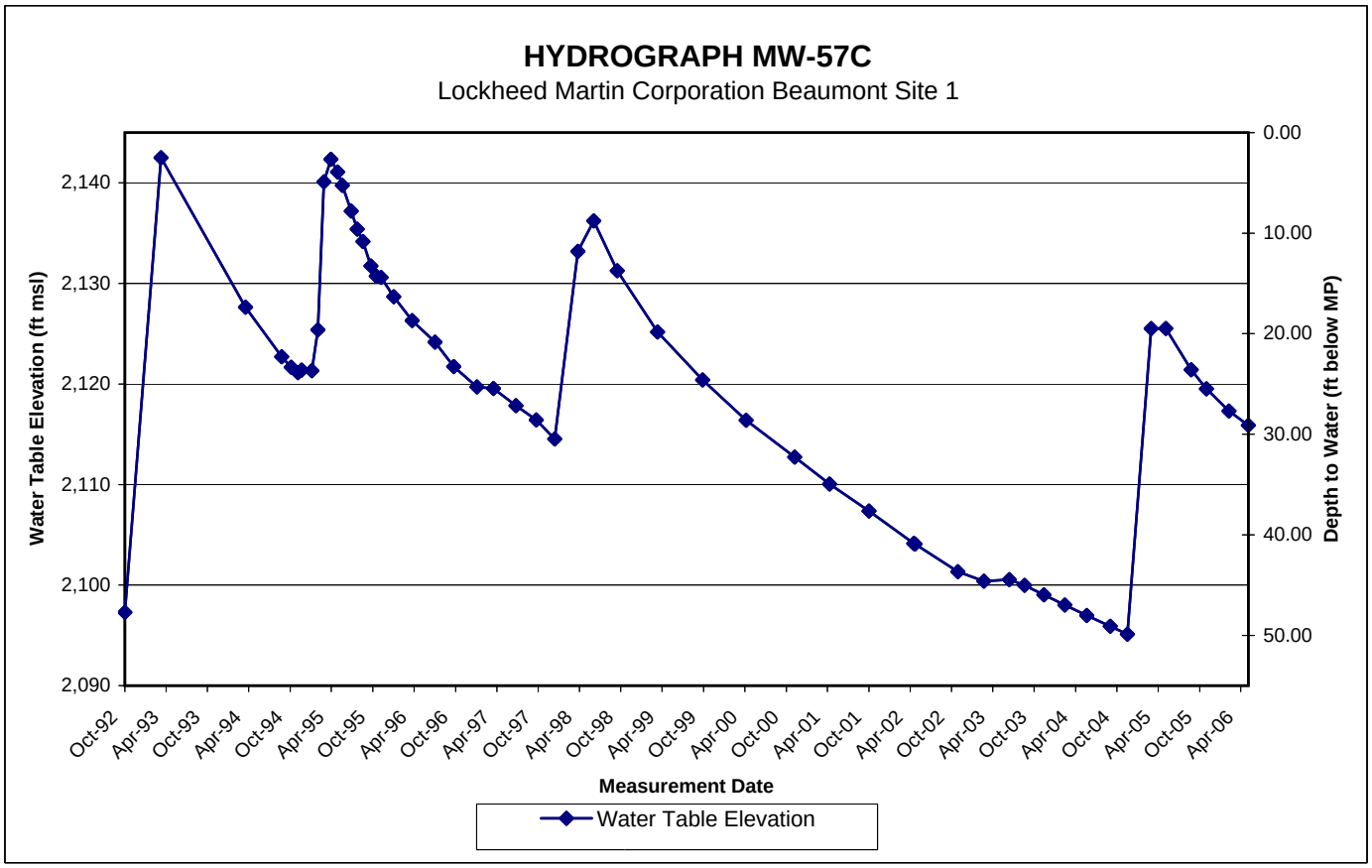
HYDROGRAPH MW-57C
Lockheed Martin Corporation Beaumont Site 1
Water Table Elevation (ft msl)
Depth to Water (ft below MP)
2,140
2,130
2,120
2,110
2,100
2,090
0.00
10.00
20.00
30.00
40.00
50.00
Oct-92
Apr-93
Oct-93
Apr-94
Oct-94
Apr-95
Oct-95
Apr-96
Oct-96
Apr-97
Oct-97
Apr-98
Oct-98
Apr-99
Oct-99
Apr-00
Oct-00
Apr-01
Oct-01
Apr-02
Oct-02
Apr-03
Oct-03
Apr-04
Oct-04
Apr-05
Oct-05
Apr-06
Measurement Date
Water Table Elevation

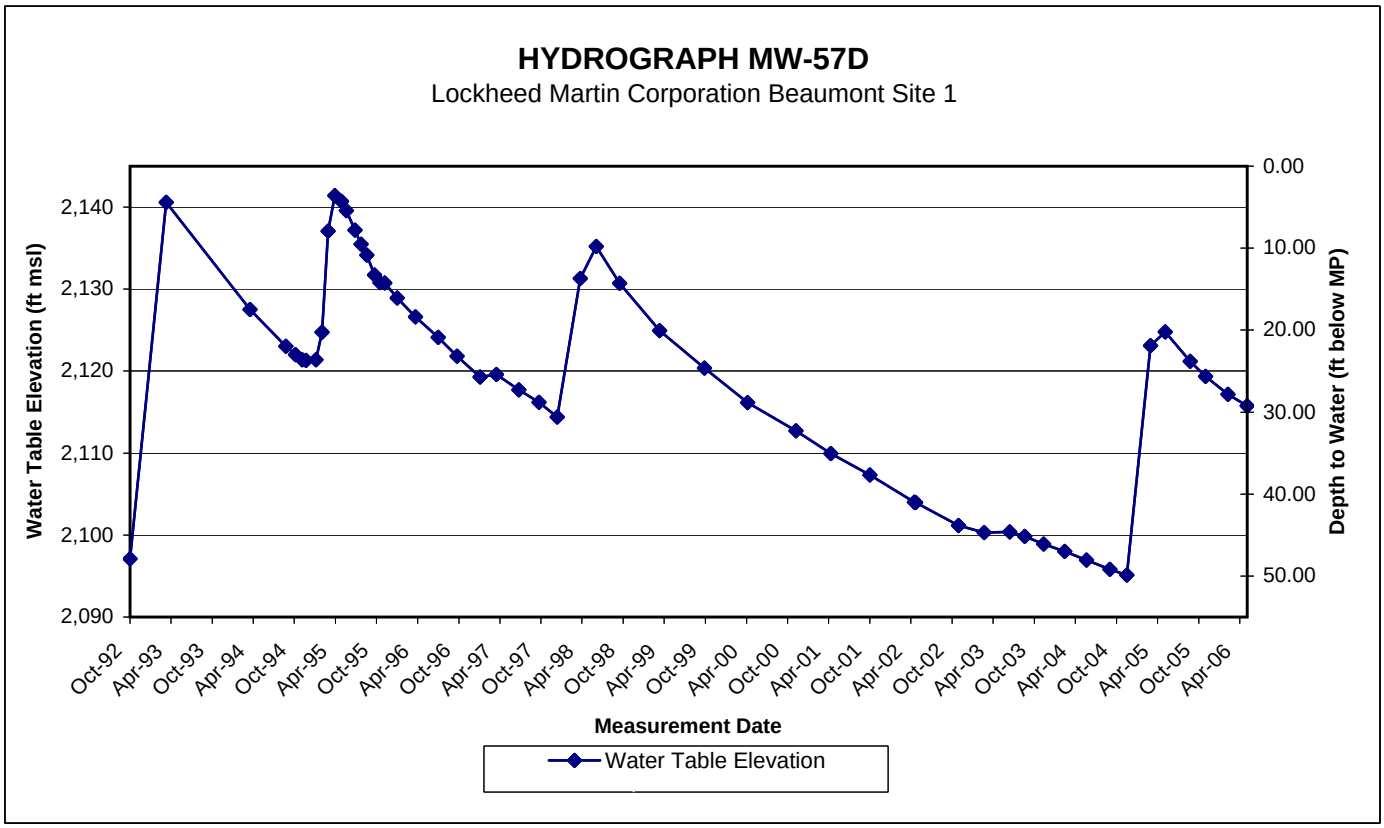
HYDROGRAPH MW-57D
Lockheed Martin Corporation Beaumont Site 1
Water Table Elevation (ft msl)
Depth to Water (ft below MP)
2,140
2,130
2,120
2,110
2,100
2,090
0.00
10.00
20.00
30.00
40.00
50.00
Oct-92
Apr-93
Oct-93
Apr-94
Oct-94
Apr-95
Oct-95
Apr-96
Oct-96
Apr-97
Oct-97
Apr-98
Oct-98
Apr-99
Oct-99
Apr-00
Oct-00
Apr-01
Oct-01
Apr-02
Oct-02
Apr-03
Oct-03
Apr-04
Oct-04
Apr-05
Oct-05
Apr-06
Measurement Date
Water Table Elevation

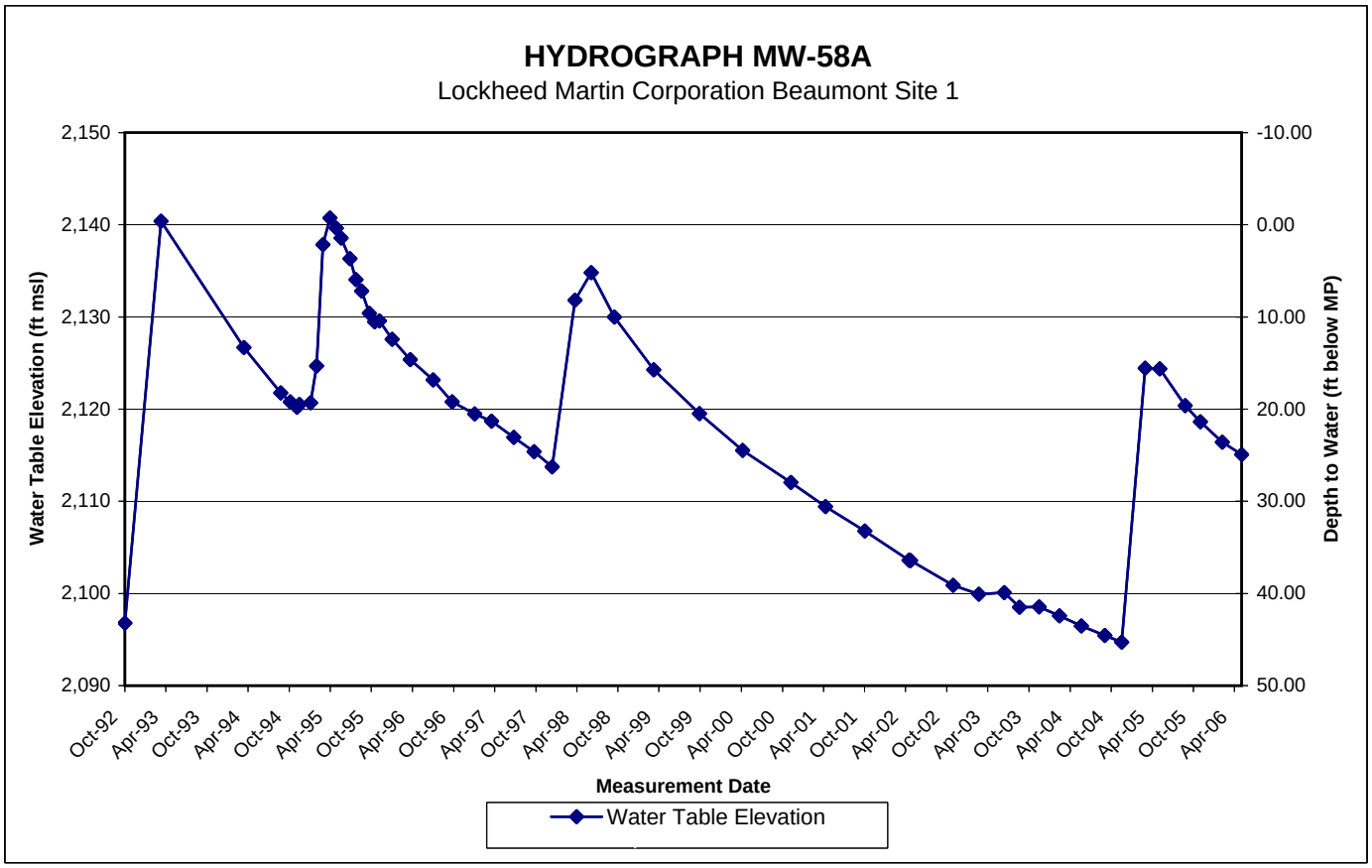
HYDROGRAPH MW-58A
Lockheed Martin Corporation Beaumont Site 1
Water Table Elevation (ft msl)
Depth to Water (ft below MP)
2,150
2,140
2,130
2,120
2,110
2,100
2,090
-10.00
0.00
10.00
20.00
30.00
40.00
50.00
Oct-92
Apr-93
Oct-93
Apr-94
Oct-94
Apr-95
Oct-95
Apr-96
Oct-96
Apr-97
Oct-97
Apr-98
Oct-98
Apr-99
Oct-99
Apr-00
Oct-00
Apr-01
Oct-01
Apr-02
Oct-02
Apr-03
Oct-03
Apr-04
Oct-04
Apr-05
Oct-05
Apr-06
Measurement Date
Water Table Elevation

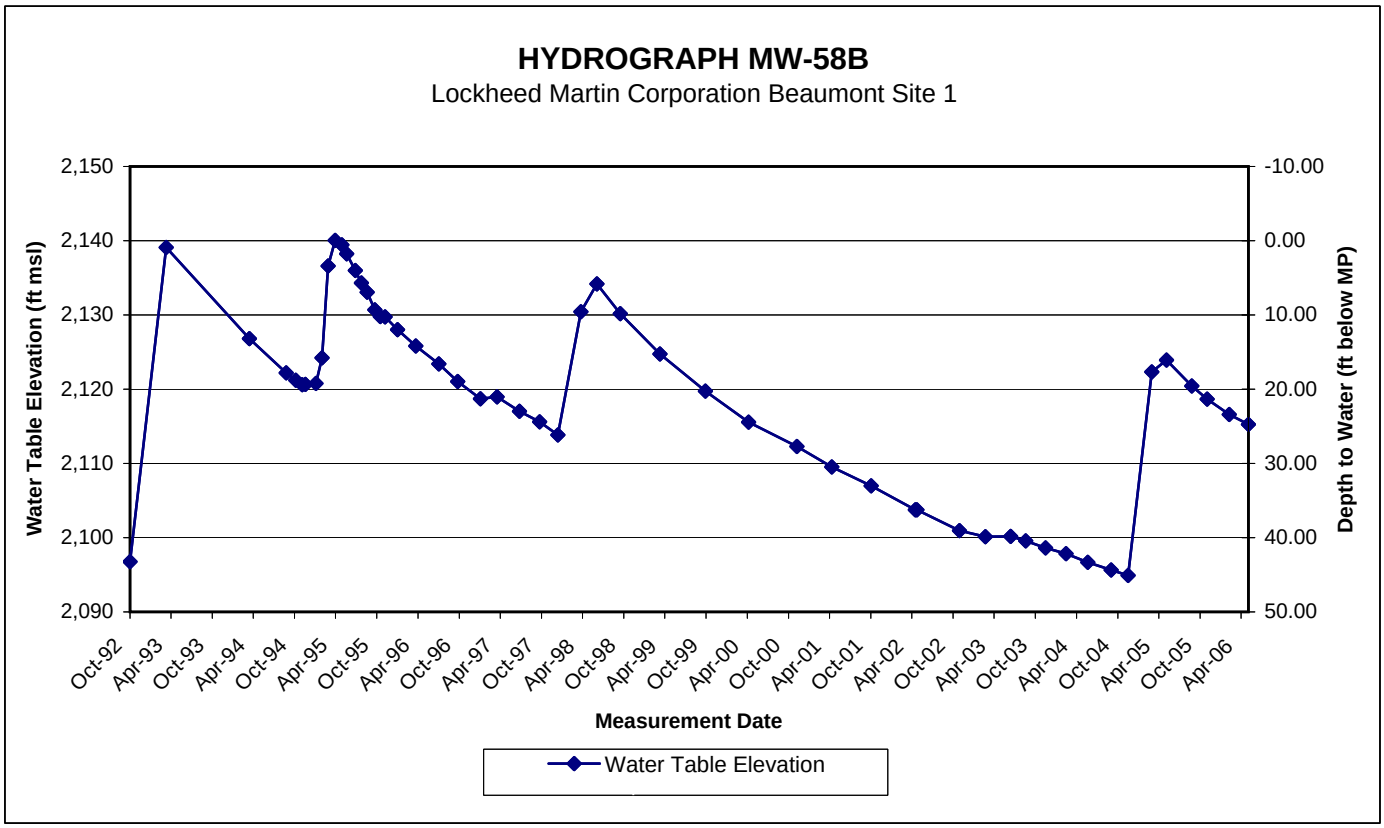
HYDROGRAPH MW-58B
Lockheed Martin Corporation Beaumont Site 1
Water Table Elevation (ft msl)
Depth to Water (ft below MP)
2,150
2,140
2,130
2,120
2,110
2,100
2,090
-10.00
0.00
10.00
20.00
30.00
40.00
50.00
Oct-92
Apr-93
Oct-93
Apr-94
Oct-94
Apr-95
Oct-95
Apr-96
Oct-96
Apr-97
Oct-97
Apr-98
Oct-98
Apr-99
Oct-99
Apr-00
Oct-00
Apr-01
Oct-01
Apr-02
Oct-02
Apr-03
Oct-03
Apr-04
Oct-04
Apr-05
Oct-05
Apr-06
Measurement Date
Water Table Elevation

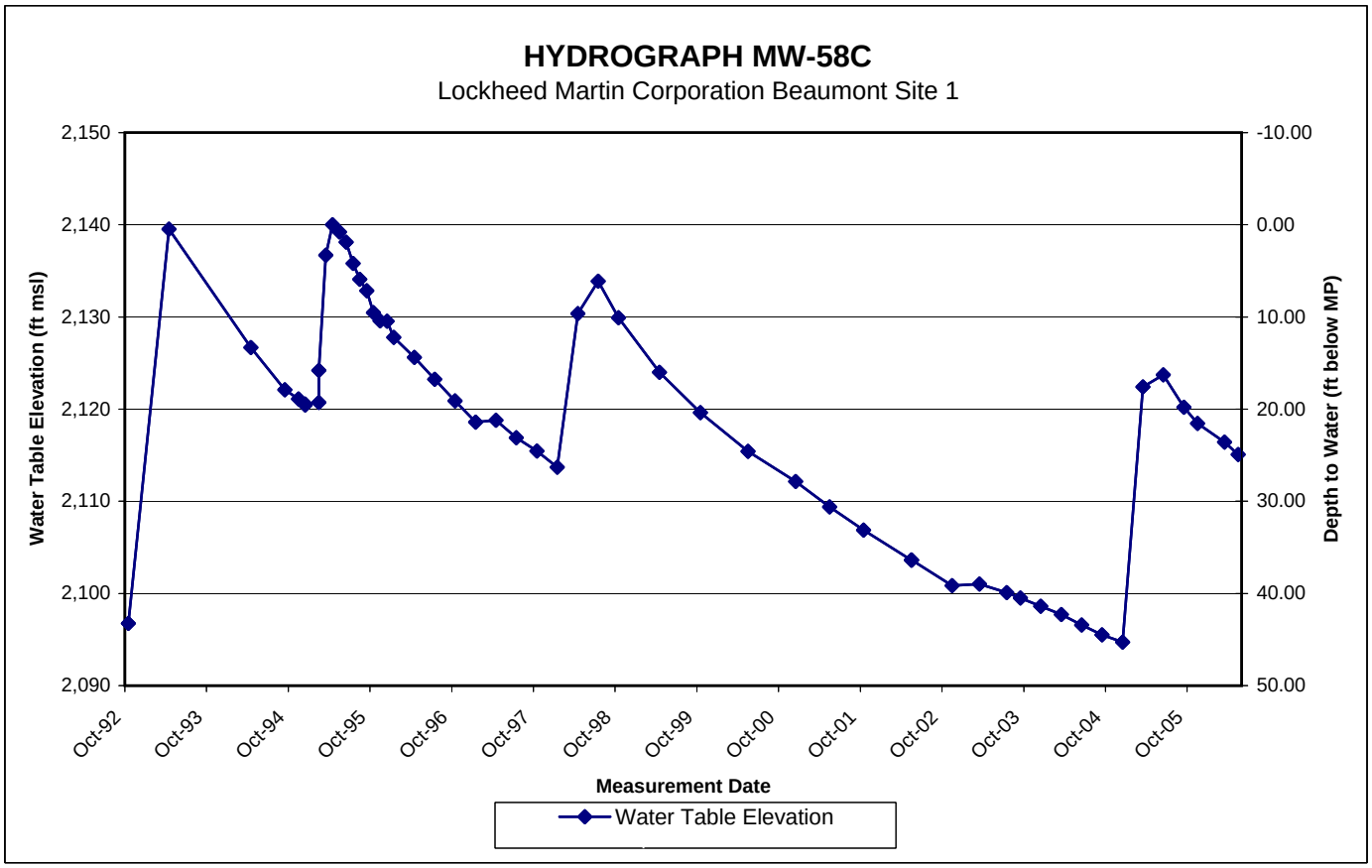
HYDROGRAPH MW-58C
Lockheed Martin Corporation Beaumont Site 1
Water Table Elevation (ft msl)
Depth to Water (ft below MP)
2,150
2,140
2,130
2,120
2,110
2,100
2,090
-10.00
0.00
10.00
20.00
30.00
40.00
50.00
Oct-92
Oct-93
Oct-94
Oct-95
Oct-96
Oct-97
Oct-98
Oct-99
Oct-00
Oct-01
Oct-02
Oct-03
Oct-04
Oct-05
Measurement Date
Water Table Elevation

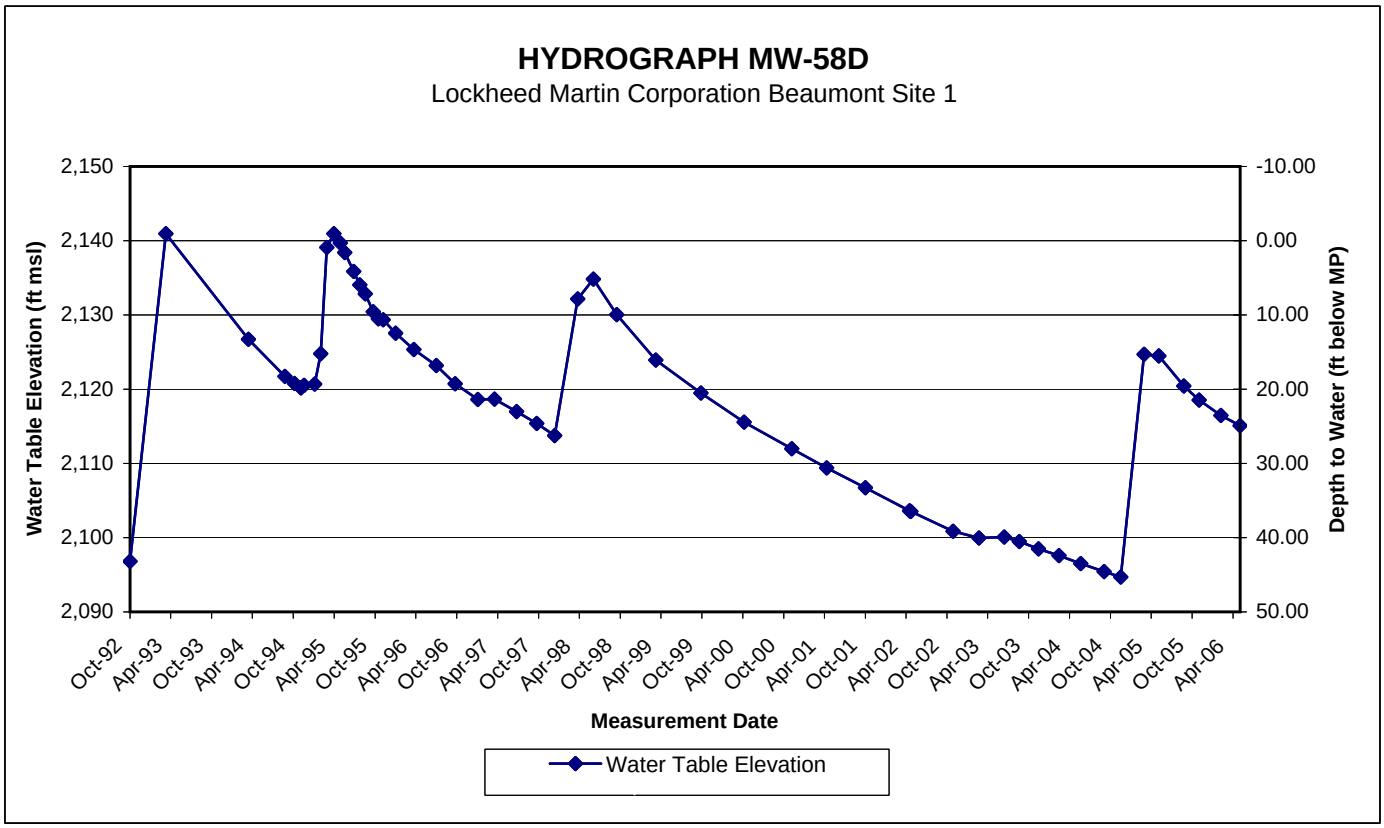
HYDROGRAPH MW-58D
Lockheed Martin Corporation Beaumont Site 1
Water Table Elevation (ft msl)
Depth to Water (ft below MP)
2,150
2,140
2,130
2,120
2,110
2,100
2,090
-10.00
0.00
10.00
20.00
30.00
40.00
50.00
Oct-92
Apr-93
Oct-93
Apr-94
Oct-94
Apr-95
Oct-95
Apr-96
Oct-96
Apr-97
Oct-97
Apr-98
Oct-98
Apr-99
Oct-99
Apr-00
Oct-00
Apr-01
Oct-01
Apr-02
Oct-02
Apr-03
Oct-03
Apr-04
Oct-04
Apr-05
Oct-05
Apr-06
Measurement Date
Water Table Elevation

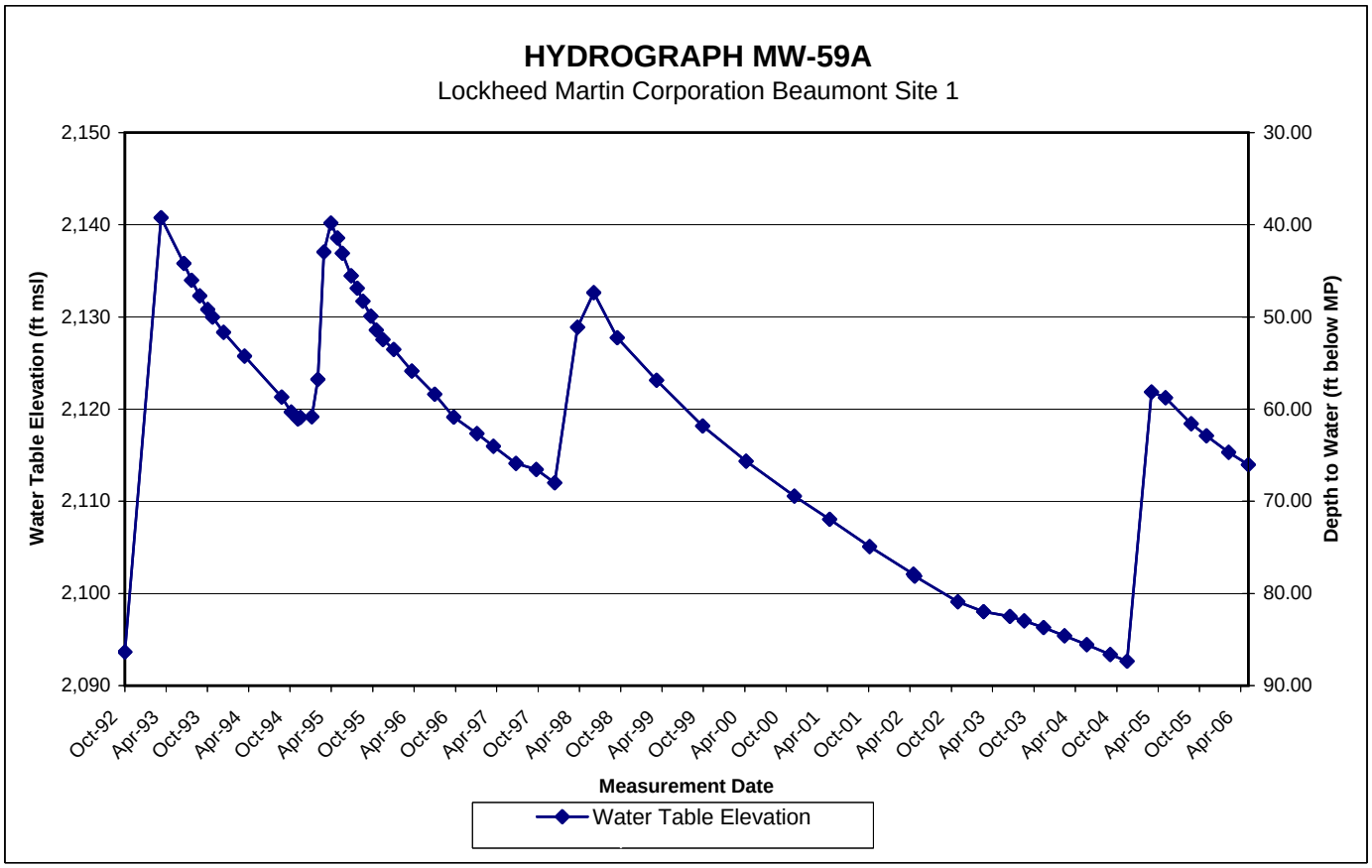
HYDROGRAPH MW-59A
Lockheed Martin Corporation Beaumont Site 1
Water Table Elevation (ft msl)
Depth to Water (ft below MP)
2,150
2,140
2,130
2,120
2,110
2,100
2,090
30.00
40.00
50.00
60.00
70.00
80.00
90.00
Oct-92
Apr-93
Oct-93
Apr-94
Oct-94
Apr-95
Oct-95
Apr-96
Oct-96
Apr-97
Oct-97
Apr-98
Oct-98
Apr-99
Oct-99
Apr-00
Oct-00
Apr-01
Oct-01
Apr-02
Oct-02
Apr-03
Oct-03
Apr-04
Oct-04
Apr-05
Oct-05
Apr-06
Measurement Date
Water Table Elevation

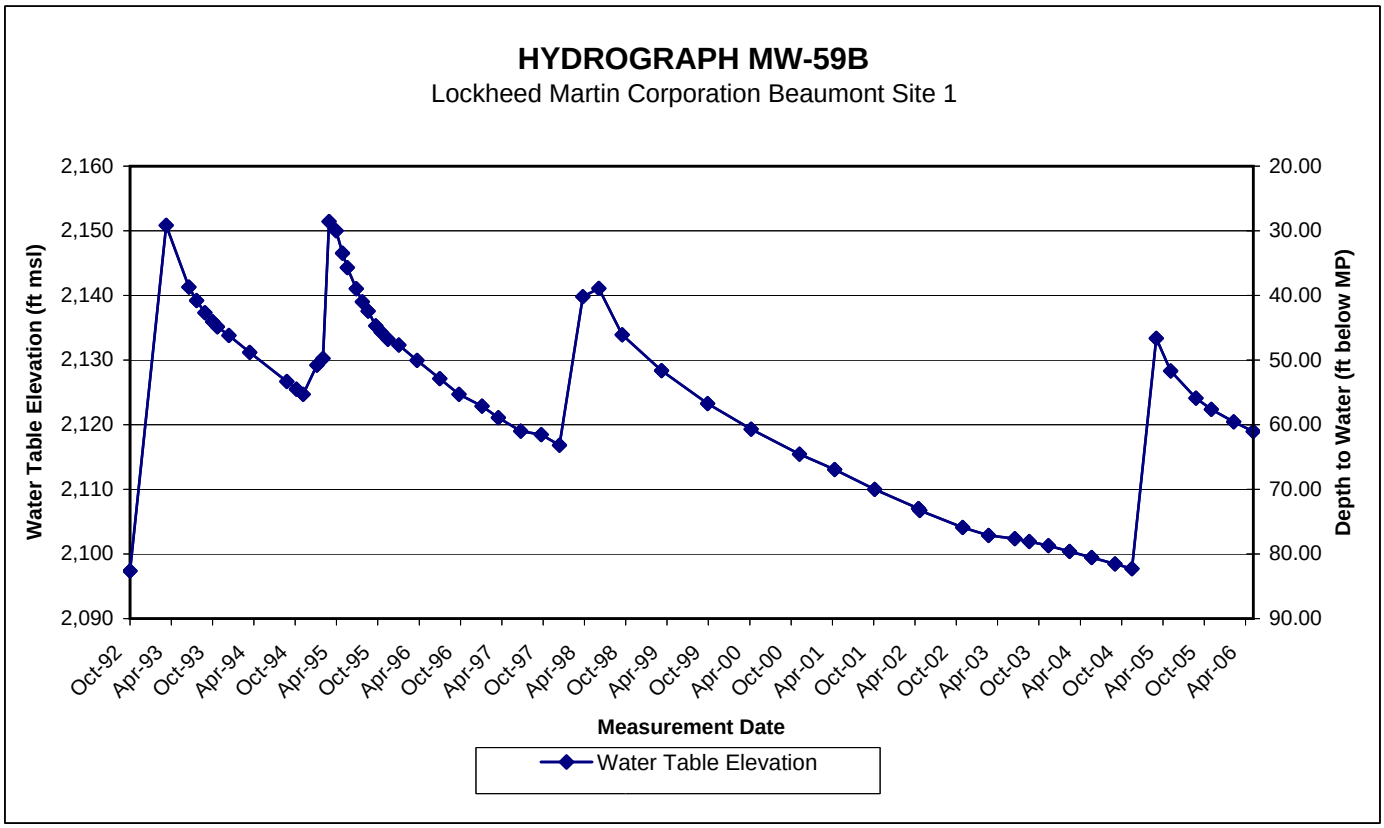
HYDROGRAPH MW-59B
Lockheed Martin Corporation Beaumont Site 1
Water Table Elevation (ft msl)
Depth to Water (ft below MP)
2,160
2,150
2,140
2,130
2,120
2,110
2,100
2,090
20.00
30.00
40.00
50.00
60.00
70.00
80.00
90.00
Oct-92
Apr-93
Oct-93
Apr-94
Oct-94
Apr-95
Oct-95
Apr-96
Oct-96
Apr-97
Oct-97
Apr-98
Oct-98
Apr-99
Oct-99
Apr-00
Oct-00
Apr-01
Oct-01
Apr-02
Oct-02
Apr-03
Oct-03
Apr-04
Oct-04
Apr-05
Oct-05
Apr-06
Measurement Date
Water Table Elevation

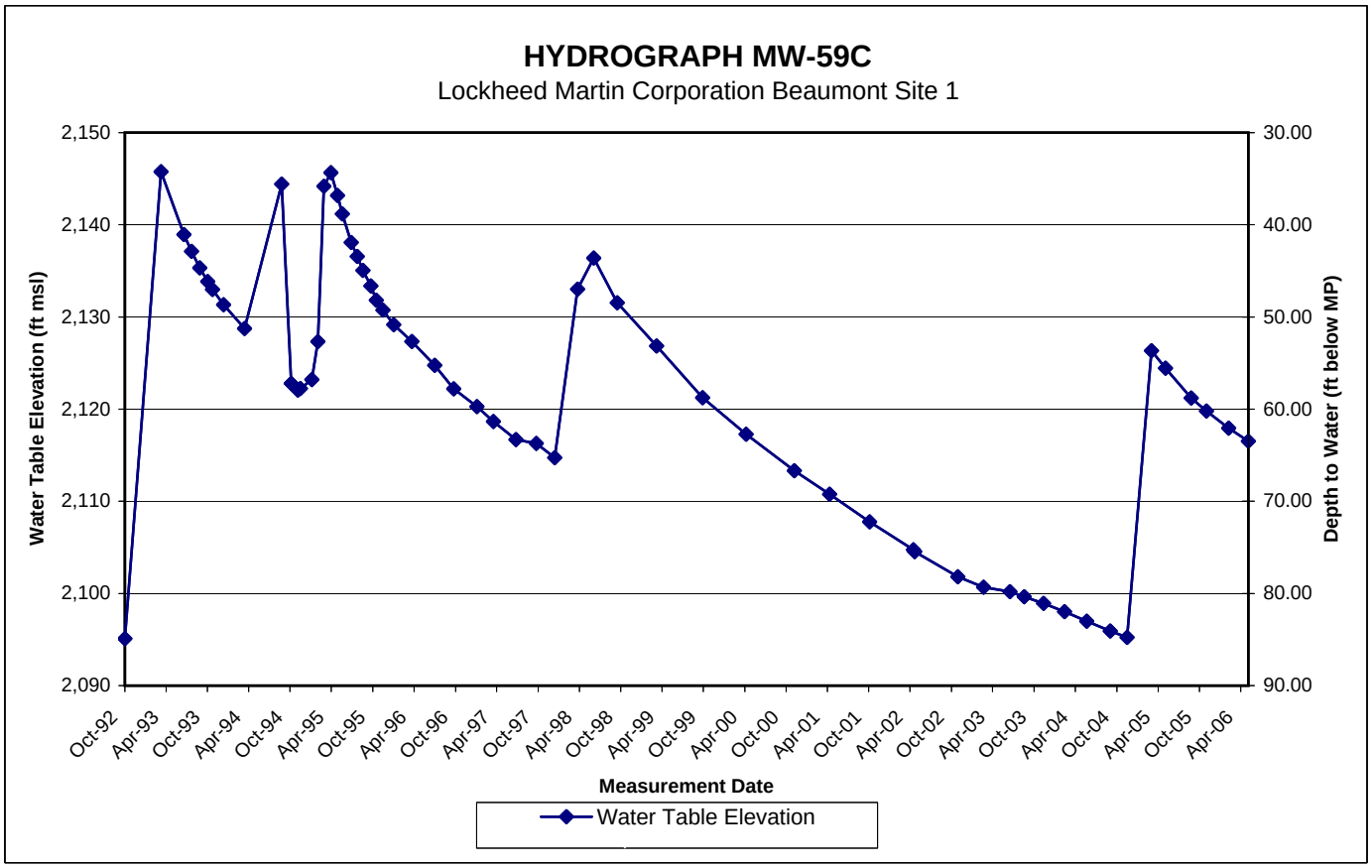
HYDROGRAPH MW-59C
Lockheed Martin Corporation Beaumont Site 1
Water Table Elevation (ft msl)
Depth to Water (ft below MP)
2,150
2,140
2,130
2,120
2,110
2,100
2,090
30.00
40.00
50.00
60.00
70.00
80.00
90.00
Oct-92
Apr-93
Oct-93
Apr-94
Oct-94
Apr-95
Oct-95
Apr-96
Oct-96
Apr-97
Oct-97
Apr-98
Oct-98
Apr-99
Oct-99
Apr-00
Oct-00
Apr-01
Oct-01
Apr-02
Oct-02
Apr-03
Oct-03
Apr-04
Oct-04
Apr-05
Oct-05
Apr-06
Measurement Date
Water Table Elevation

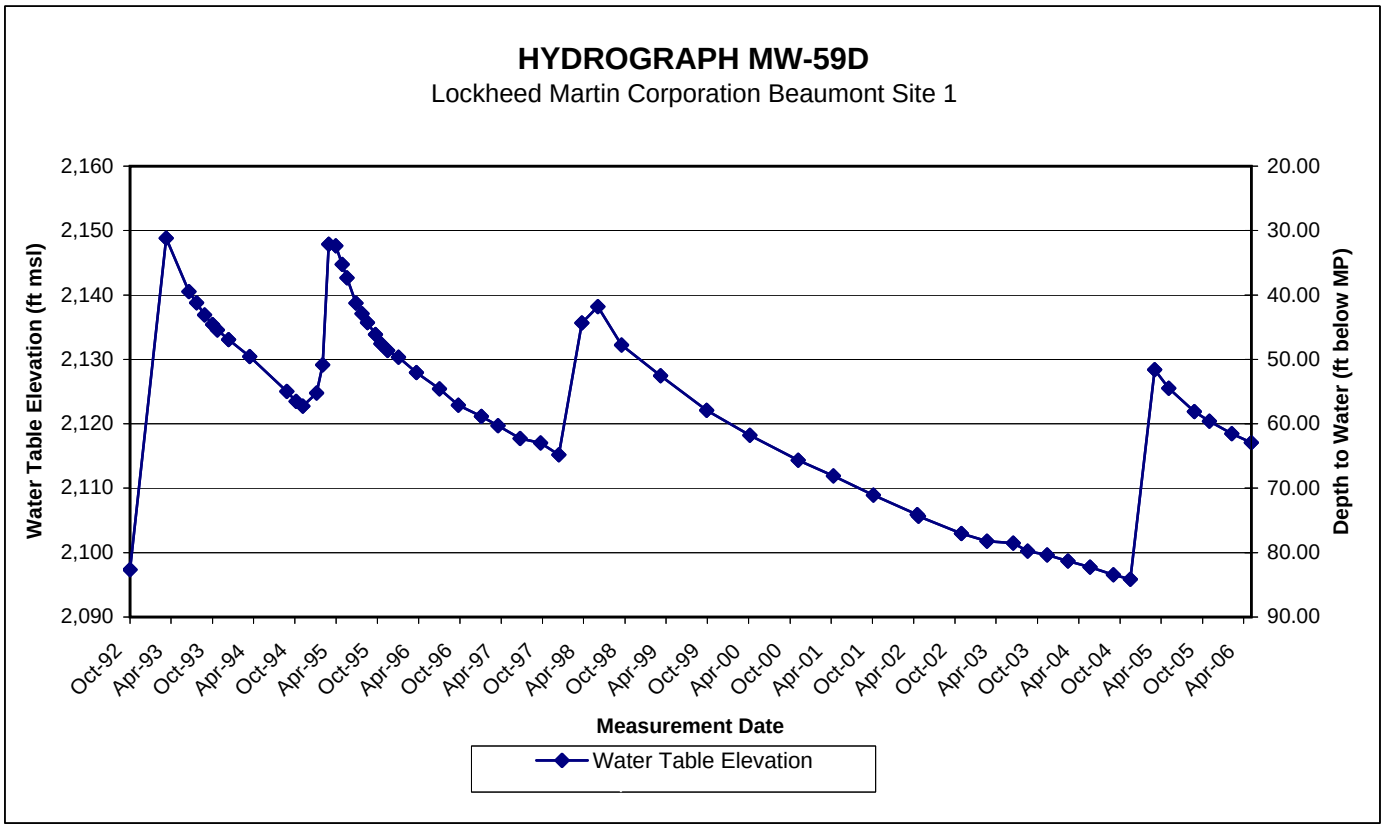
HYDROGRAPH MW-59D
Lockheed Martin Corporation Beaumont Site 1
Water Table Elevation (ft msl)
Depth to Water (ft below MP)
2,160
2,150
2,140
2,130
2,120
2,110
2,100
2,090
20.00
30.00
40.00
50.00
60.00
70.00
80.00
90.00
Oct-92
Apr-93
Oct-93
Apr-94
Oct-94
Apr-95
Oct-95
Apr-96
Oct-96
Apr-97
Oct-97
Apr-98
Oct-98
Apr-99
Oct-99
Apr-00
Oct-00
Apr-01
Oct-01
Apr-02
Oct-02
Apr-03
Oct-03
Apr-04
Oct-04
Apr-05
Oct-05
Apr-06
Measurement Date
Water Table Elevation

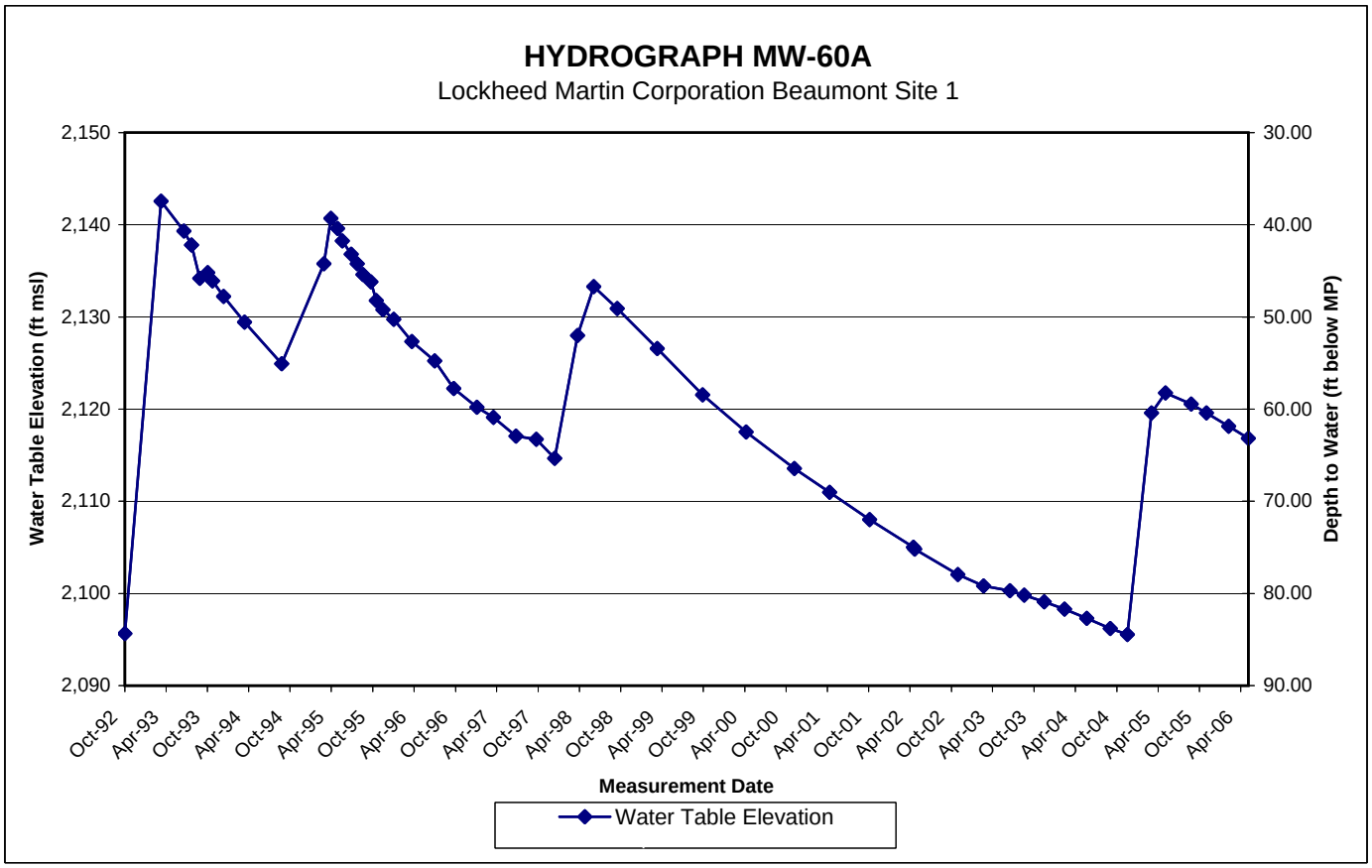
HYDROGRAPH MW-60A
Lockheed Martin Corporation Beaumont Site 1
Water Table Elevation (ft msl)
Depth to Water (ft below MP)
2,150
2,140
2,130
2,120
2,110
2,100
2,090
30.00
40.00
50.00
60.00
70.00
80.00
90.00
Oct-92
Apr-93
Oct-93
Apr-94
Oct-94
Apr-95
Oct-95
Apr-96
Oct-96
Apr-97
Oct-97
Apr-98
Oct-98
Apr-99
Oct-99
Apr-00
Oct-00
Apr-01
Oct-01
Apr-02
Oct-02
Apr-03
Oct-03
Apr-04
Oct-04
Apr-05
Oct-05
Apr-06
Measurement Date
Water Table Elevation

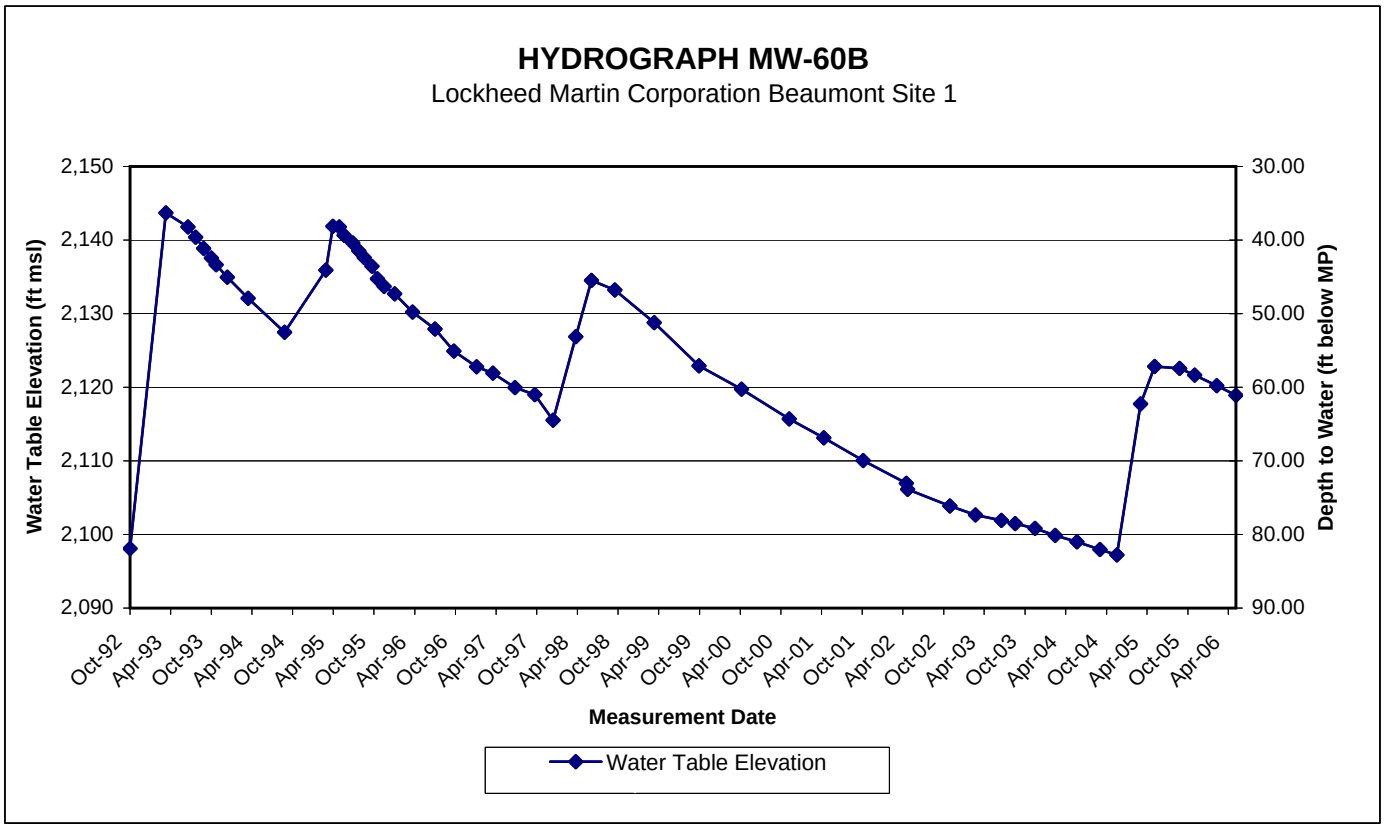
HYDROGRAPH MW-60B
Lockheed Martin Corporation Beaumont Site 1
Water Table Elevation (ft msl)
Depth to Water (ft below MP)
2,150
2,140
2,130
2,120
2,110
2,100
2,090
30.00
40.00
50.00
60.00
70.00
80.00
90.00
Oct-92
Apr-93
Oct-93
Apr-94
Oct-94
Apr-95
Oct-95
Apr-96
Oct-96
Apr-97
Oct-97
Apr-98
Oct-98
Apr-99
Oct-99
Apr-00
Oct-00
Apr-01
Oct-01
Apr-02
Oct-02
Apr-03
Oct-03
Apr-04
Oct-04
Apr-05
Oct-05
Apr-06
Measurement Date
Water Table Elevation

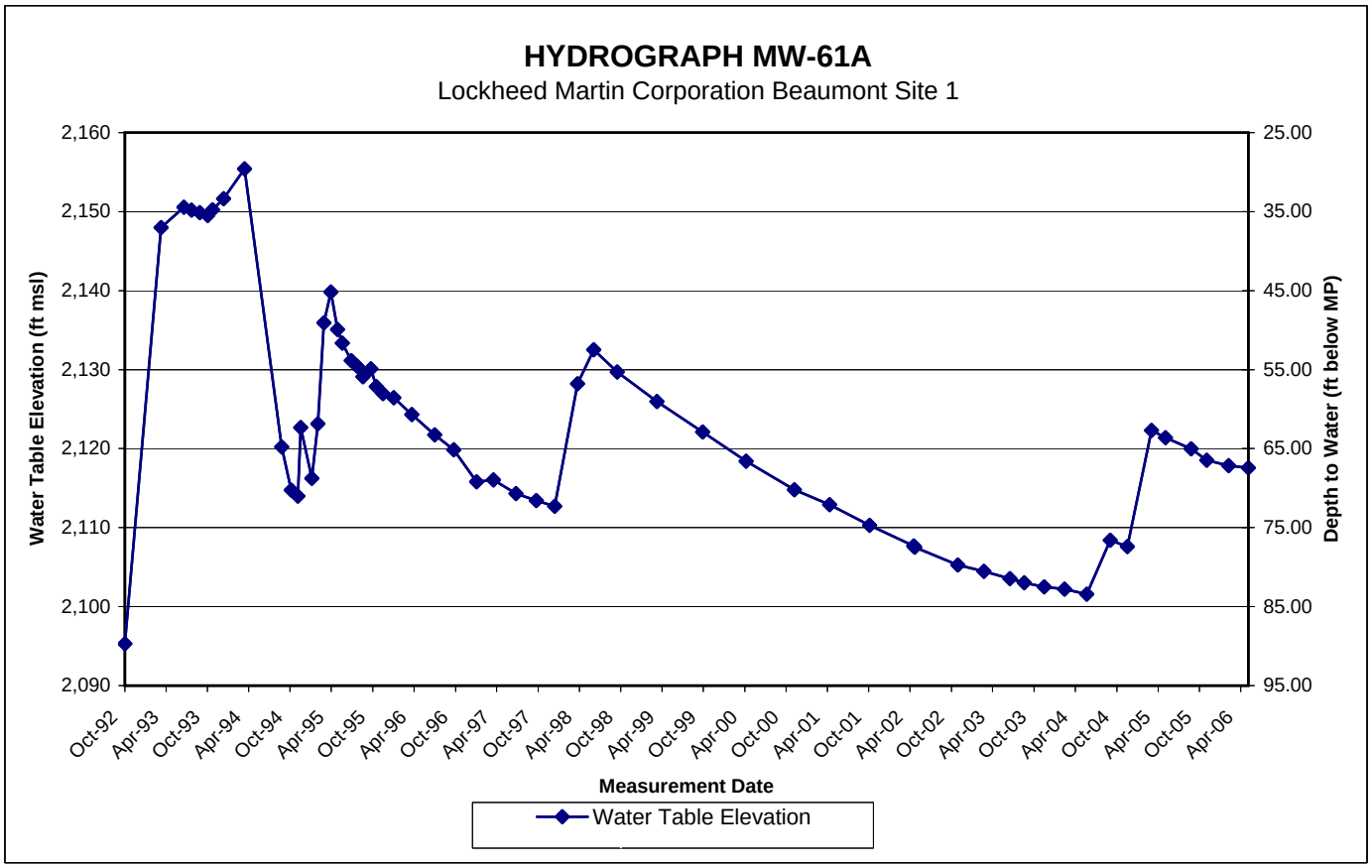
HYDROGRAPH MW-61A
Lockheed Martin Corporation Beaumont Site 1
Water Table Elevation (ft msl)
Depth to Water (ft below MP)
2,160
2,150
2,140
2,130
2,120
2,110
2,100
2,090
25.00
35.00
45.00
55.00
65.00
75.00
85.00
95.00
Oct-92
Apr-93
Oct-93
Apr-94
Oct-94
Apr-95
Oct-95
Apr-96
Oct-96
Apr-97
Oct-97
Apr-98
Oct-98
Apr-99
Oct-99
Apr-00
Oct-00
Apr-01
Oct-01
Apr-02
Oct-02
Apr-03
Oct-03
Apr-04
Oct-04
Apr-05
Oct-05
Apr-06
Measurement Date
Water Table Elevation

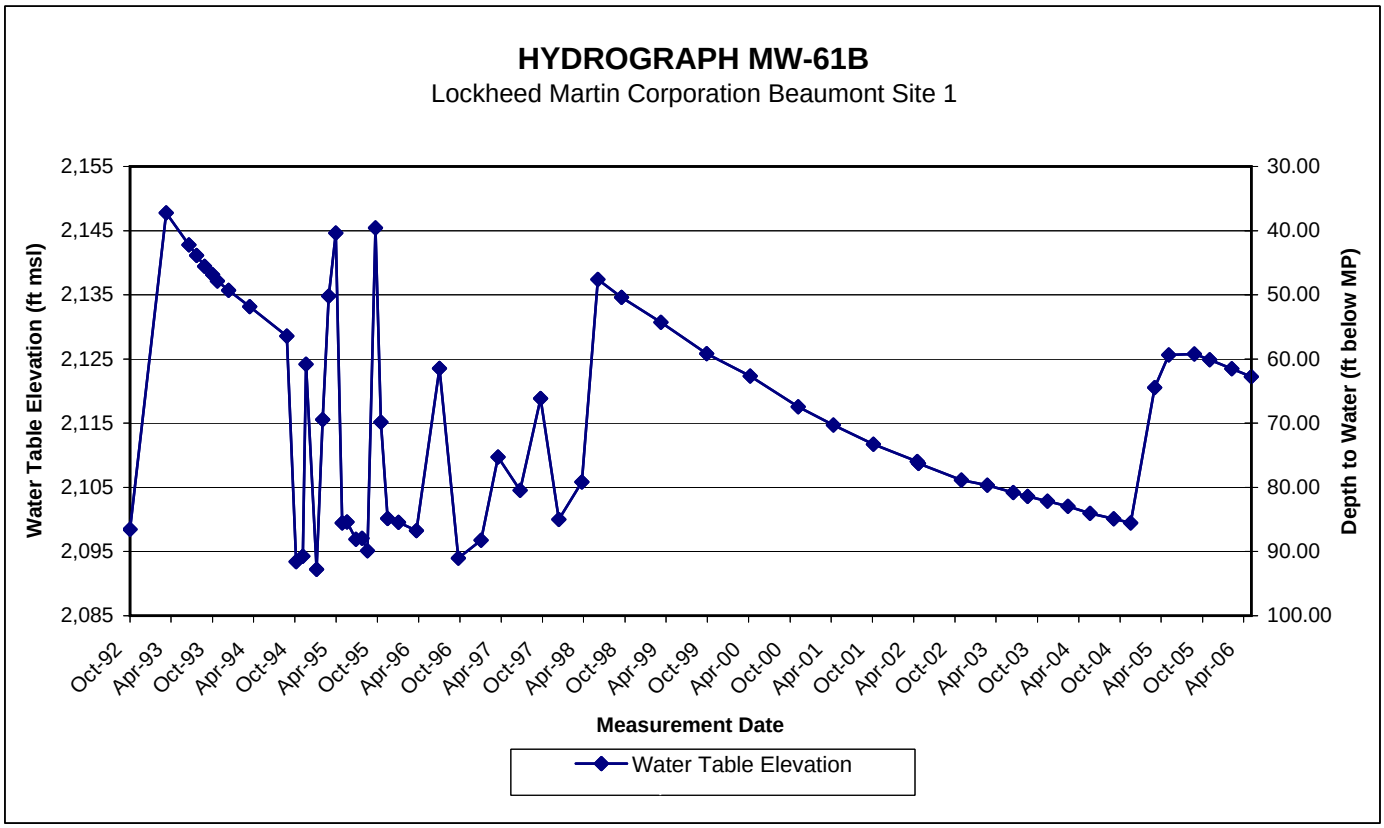
HYDROGRAPH MW-61B
Lockheed Martin Corporation Beaumont Site 1
Water Table Elevation (ft msl)
Depth to Water (ft below MP)
2,155
2,145
2,135
2,125
2,115
2,105
2,095
2,085
30.00
40.00
50.00
60.00
70.00
80.00
90.00
100.00
Oct-92
Apr-93
Oct-93
Apr-94
Oct-94
Apr-95
Oct-95
Apr-96
Oct-96
Apr-97
Oct-97
Apr-98
Oct-98
Apr-99
Oct-99
Apr-00
Oct-00
Apr-01
Oct-01
Apr-02
Oct-02
Apr-03
Oct-03
Apr-04
Oct-04
Apr-05
Oct-05
Apr-06
Measurement Date
Water Table Elevation

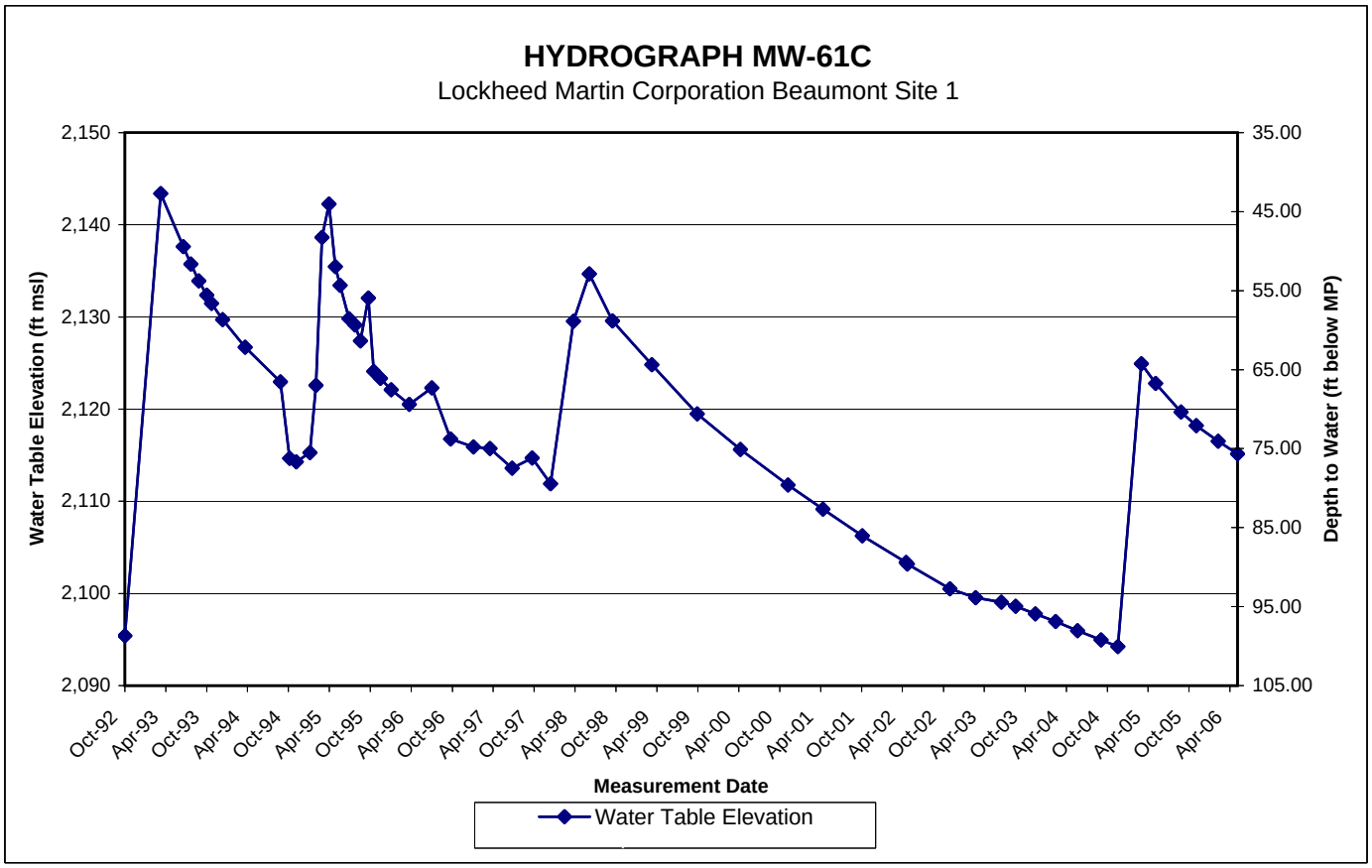
HYDROGRAPH MW-61C
Lockheed Martin Corporation Beaumont Site 1
Water Table Elevation (ft msl)
Depth to Water (ft below MP)
2,150
2,140
2,130
2,120
2,110
2,100
2,090
35.00
45.00
55.00
65.00
75.00
85.00
95.00
105.00
Oct-92
Apr-93
Oct-93
Apr-94
Oct-94
Apr-95
Oct-95
Apr-96
Oct-96
Apr-97
Oct-97
Apr-98
Oct-98
Apr-99
Oct-99
Apr-00
Oct-00
Apr-01
Oct-01
Apr-02
Oct-02
Apr-03
Oct-03
Apr-04
Oct-04
Apr-05
Oct-05
Apr-06
Measurement Date
Water Table Elevation

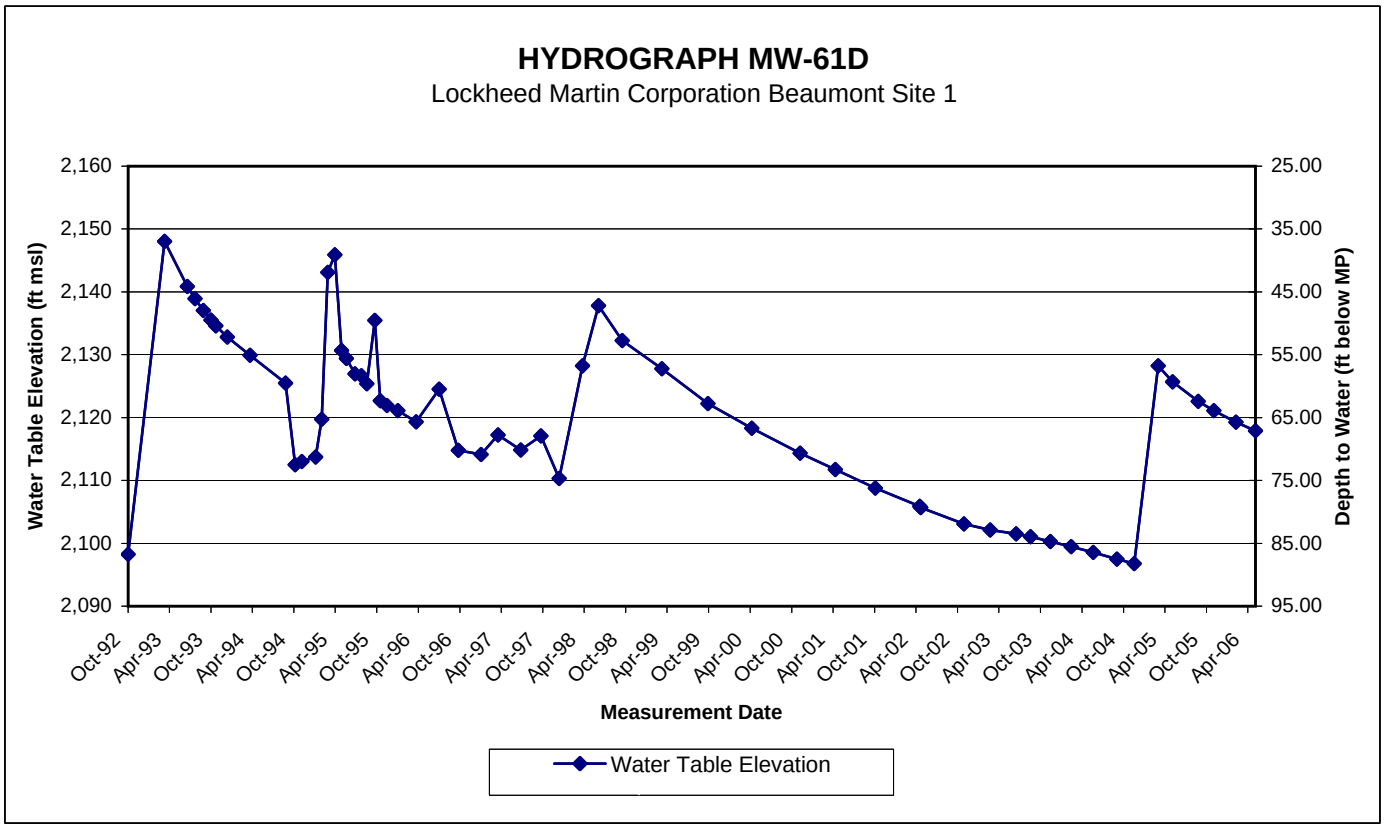
HYDROGRAPH MW-61D
Lockheed Martin Corporation Beaumont Site 1
Water Table Elevation (ft msl)
Depth to Water (ft below MP)
2,160
2,150
2,140
2,130
2,120
2,110
2,100
2,090
25.00
35.00
45.00
55.00
65.00
75.00
85.00
95.00
Oct-92 Apr-93 Oct-93 Apr-94 Oct-94 Apr-95 Oct-95 Apr-96 Oct-96 Apr-97 Oct-97 Apr-98 Oct-98 Apr-99 Oct-99 Apr-00 Oct-00 Apr-01 Oct-01 Apr-02 Oct-02 Apr-03 Oct-03 Apr-04 Oct-04 Apr-05 Oct-05 Apr-06
Measurement Date
Water Table Elevation

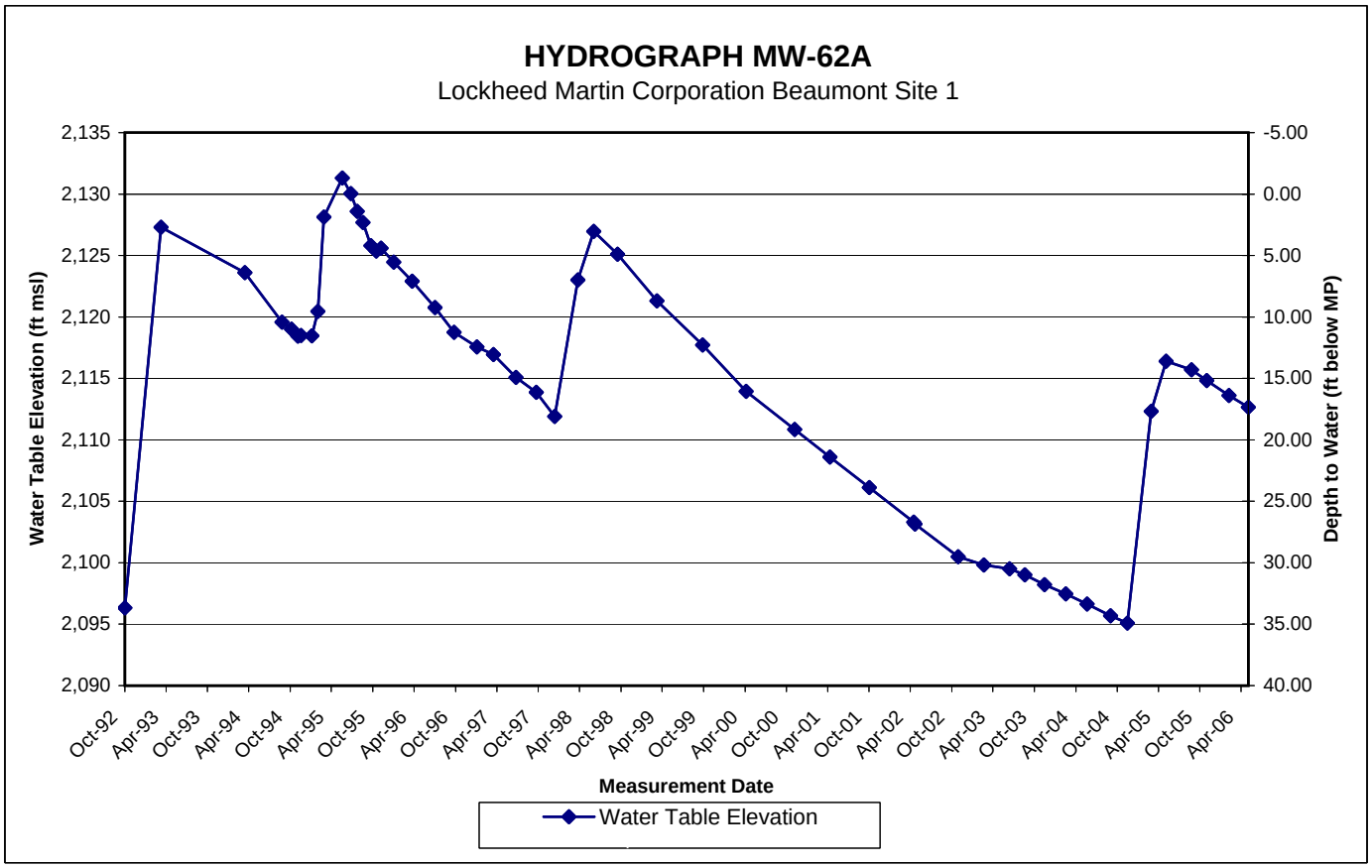
HYDROGRAPH MW-62A
Lockheed Martin Corporation Beaumont Site 1
Water Table Elevation (ft msl)
Depth to Water (ft below MP)
2,135
2,130
2,125
2,120
2,115
2,110
2,105
2,100
2,095
2,090
-5.00
0.00
5.00
10.00
15.00
20.00
25.00
30.00
35.00
40.00
Oct-92 Apr-93 Oct-93 Apr-94 Oct-94 Apr-95 Oct-95 Apr-96 Oct-96 Apr-97 Oct-97 Apr-98 Oct-98 Apr-99 Oct-99 Apr-00 Oct-00 Apr-01 Oct-01 Apr-02 Oct-02 Apr-03 Oct-03 Apr-04 Oct-04 Apr-05 Oct-05 Apr-06
Measurement Date
Water Table Elevation

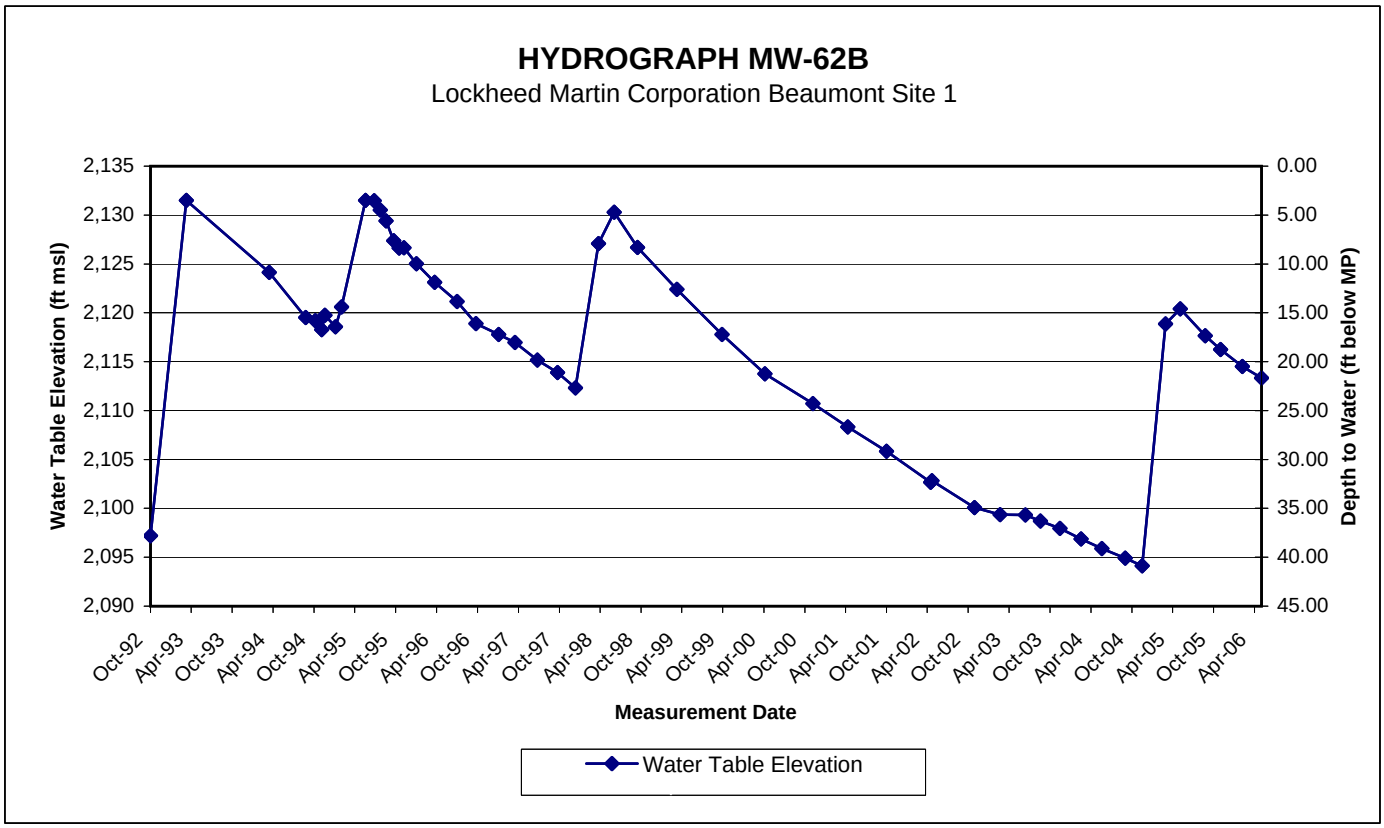
HYDROGRAPH MW-62B
Lockheed Martin Corporation Beaumont Site 1
Water Table Elevation (ft msl)
Depth to Water (ft below MP)
2,135
2,130
2,125
2,120
2,115
2,110
2,105
2,100
2,095
2,090
0.00
5.00
10.00
15.00
20.00
25.00
30.00
35.00
40.00
45.00
Oct-92
Apr-93
Oct-93
Apr-94
Oct-94
Apr-95
Oct-95
Apr-96
Oct-96
Apr-97
Oct-97
Apr-98
Oct-98
Apr-99
Oct-99
Apr-00
Oct-00
Apr-01
Oct-01
Apr-02
Oct-02
Apr-03
Oct-03
Apr-04
Oct-04
Apr-05
Oct-05
Apr-06
Measurement Date
Water Table Elevation

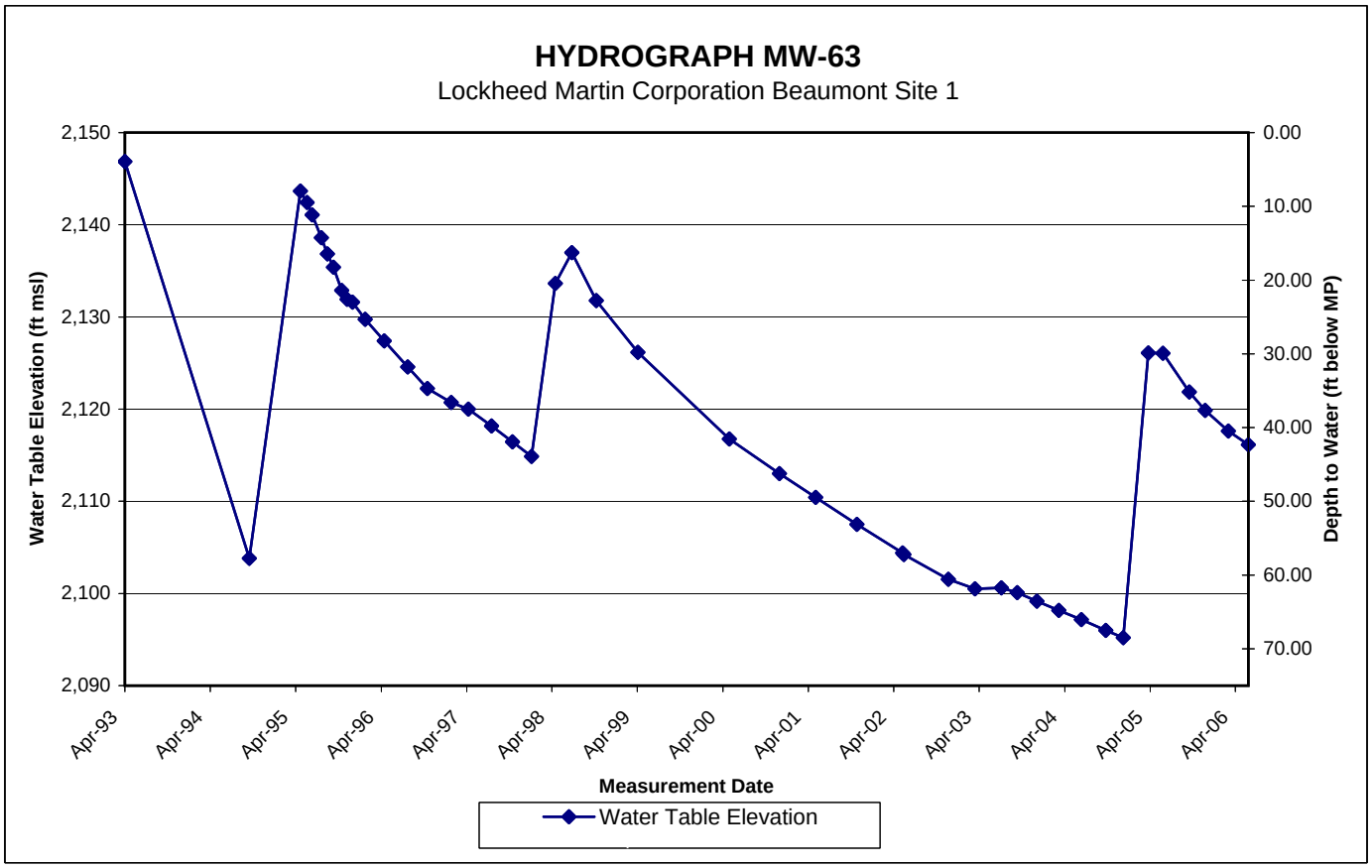
HYDROGRAPH MW-63
Lockheed Martin Corporation Beaumont Site 1
Water Table Elevation (ft msl)
Depth to Water (ft below MP)
2,150
2,140
2,130
2,120
2,110
2,100
2,090
0.00
10.00
20.00
30.00
40.00
50.00
60.00
70.00
Apr-93
Apr-94
Apr-95
Apr-96
Apr-97
Apr-98
Apr-99
Apr-00
Apr-01
Apr-02
Apr-03
Apr-04
Apr-05
Apr-06
Measurement Date
Water Table Elevation

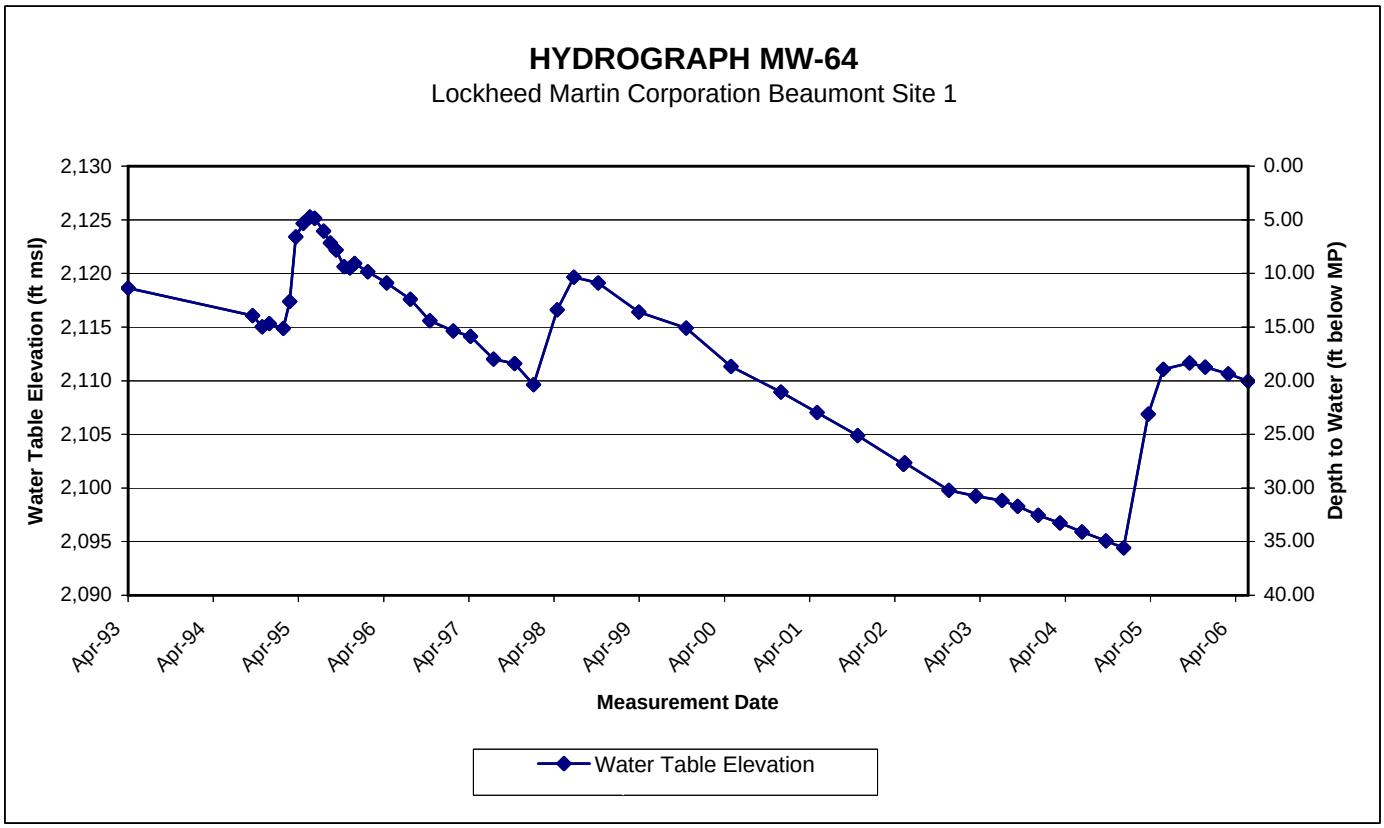
HYDROGRAPH MW-64
Lockheed Martin Corporation Beaumont Site 1
Water Table Elevation (ft msl)
Depth to Water (ft below MP)
2,130
2,125
2,120
2,115
2,110
2,105
2,100
2,095
2,090
0.00
5.00
10.00
15.00
20.00
25.00
30.00
35.00
40.00
Apr-93
Apr-94
Apr-95
Apr-96
Apr-97
Apr-98
Apr-99
Apr-00
Apr-01
Apr-02
Apr-03
Apr-04
Apr-05
Apr-06
Measurement Date
Water Table Elevation

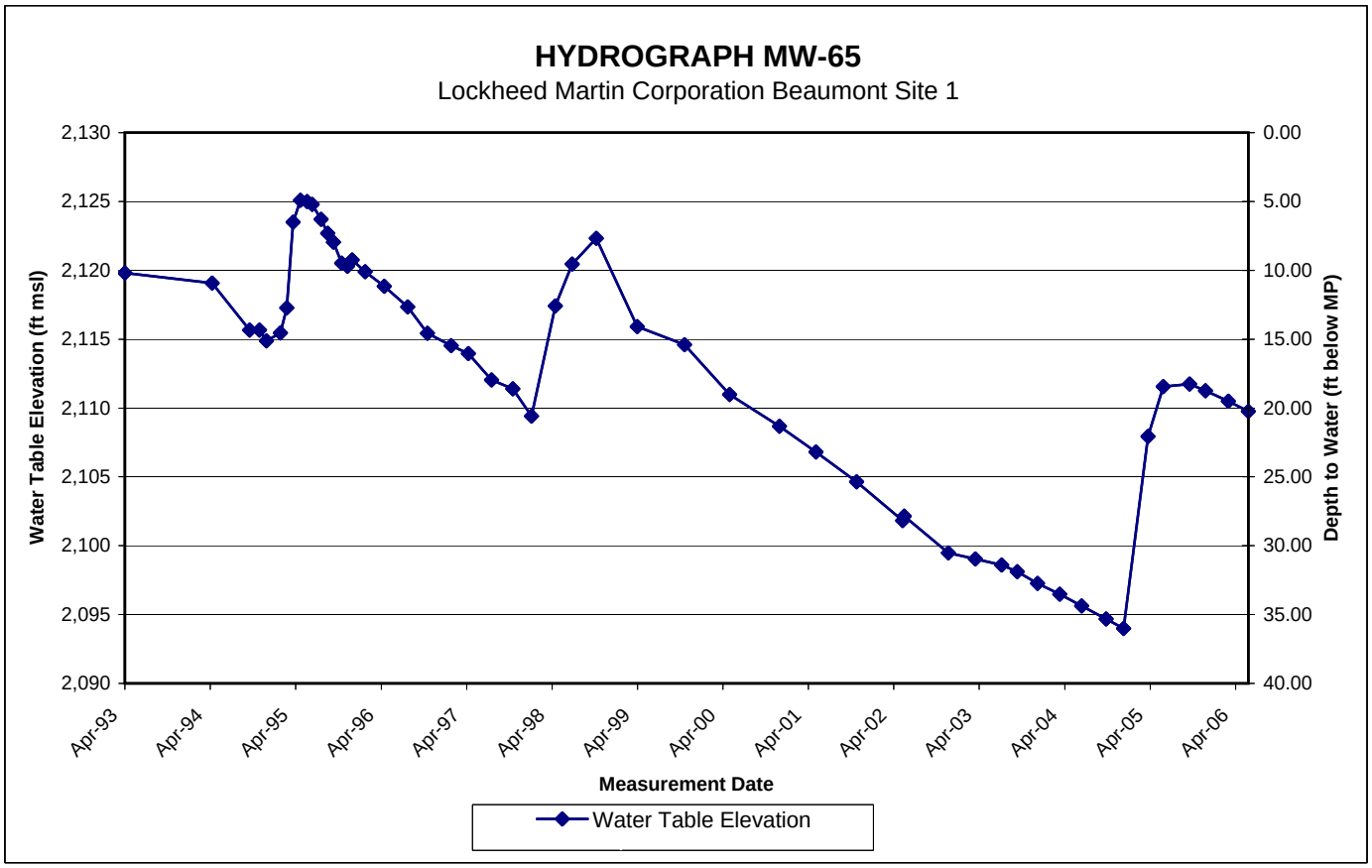
HYDROGRAPH MW-65
Lockheed Martin Corporation Beaumont Site 1
Water Table Elevation (ft msl)
Depth to Water (ft below MP)
2,130
2,125
2,120
2,115
2,110
2,105
2,100
2,095
2,090
0.00
5.00
10.00
15.00
20.00
25.00
30.00
35.00
40.00
Apr-93
Apr-94
Apr-95
Apr-96
Apr-97
Apr-98
Apr-99
Apr-00
Apr-01
Apr-02
Apr-03
Apr-04
Apr-05
Apr-06
Measurement Date
Water Table Elevation

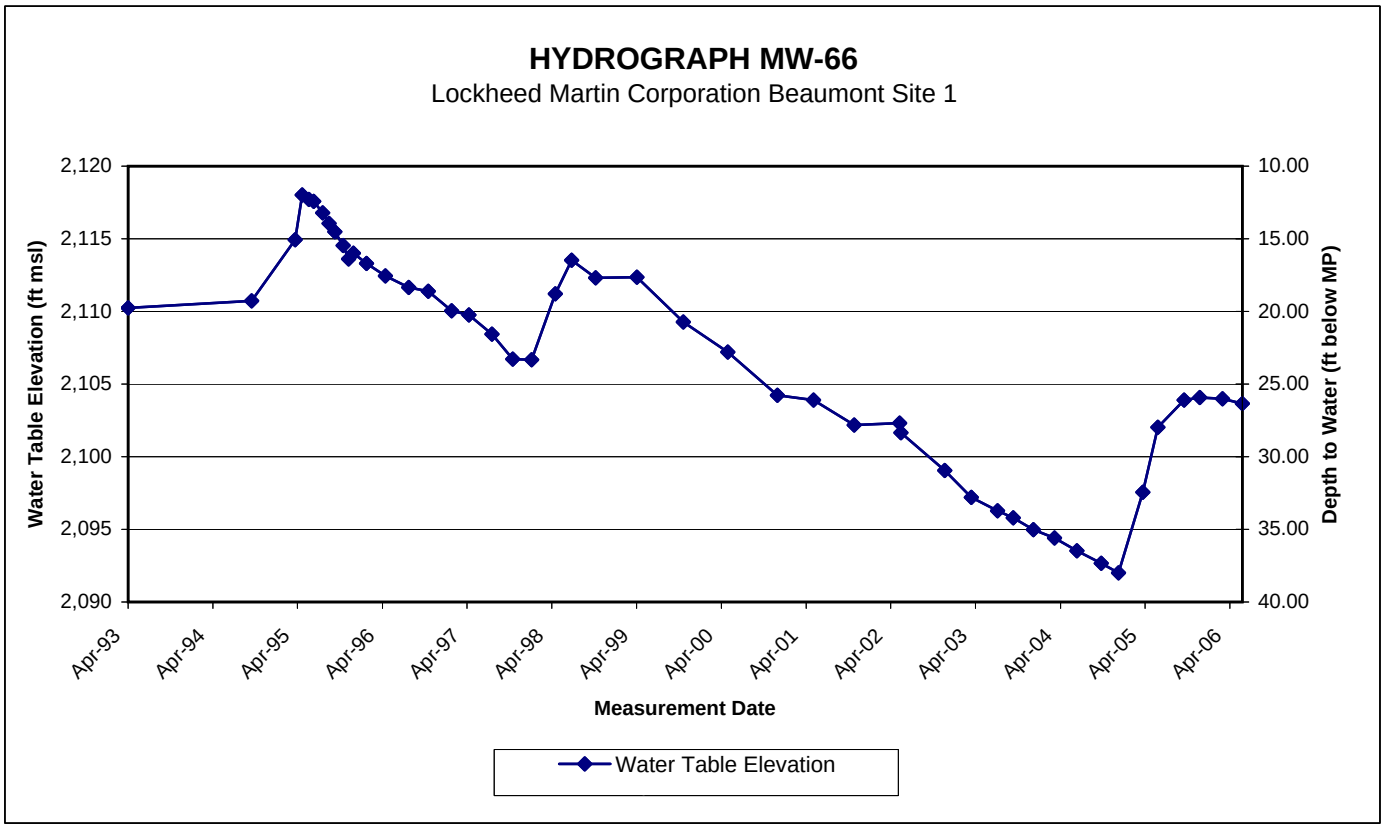
HYDROGRAPH MW-66
Lockheed Martin Corporation Beaumont Site 1
Water Table Elevation (ft msl)
Depth to Water (ft below MP)
2,120
2,115
2,110
2,105
2,100
2,095
2,090
10.00
15.00
20.00
25.00
30.00
35.00
40.00
Apr-93
Apr-94
Apr-95
Apr-96
Apr-97
Apr-98
Apr-99
Apr-00
Apr-01
Apr-02
Apr-03
Apr-04
Apr-05
Apr-06
Measurement Date
Water Table Elevation

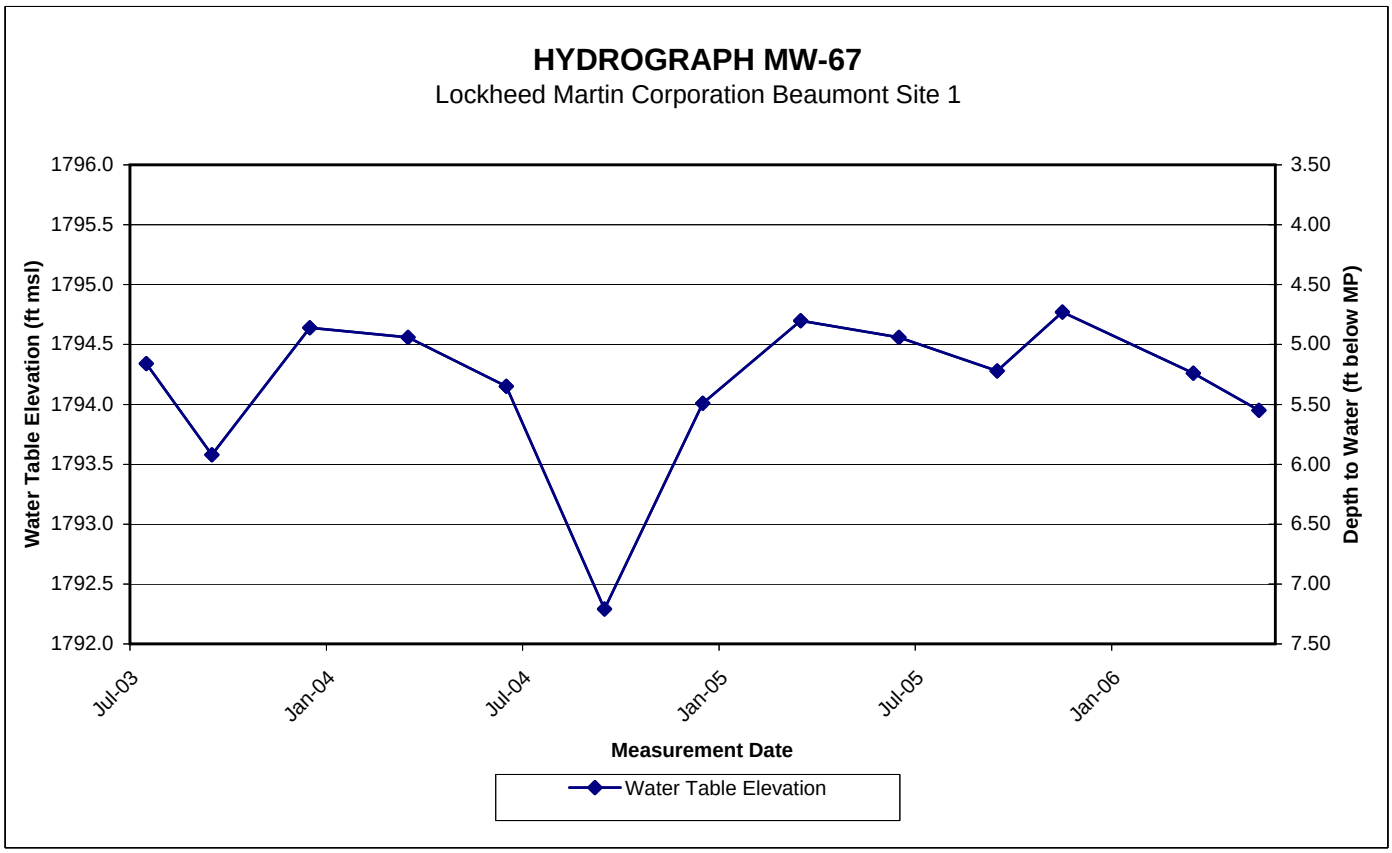
HYDROGRAPH MW-67
Lockheed Martin Corporation Beaumont Site 1
Water Table Elevation (ft msl)
Depth to Water (ft below MP)
1796.0
1795.5
1795.0
1794.5
1794.0
1793.5
1793.0
1792.5
1792.0
3.50
4.00
4.50
5.00
5.50
6.00
6.50
7.00
7.50
Jul-03
Jan-04
Jul-04
Jan-05
Jul-05
Jan-06
Measurement Date
Water Table Elevation

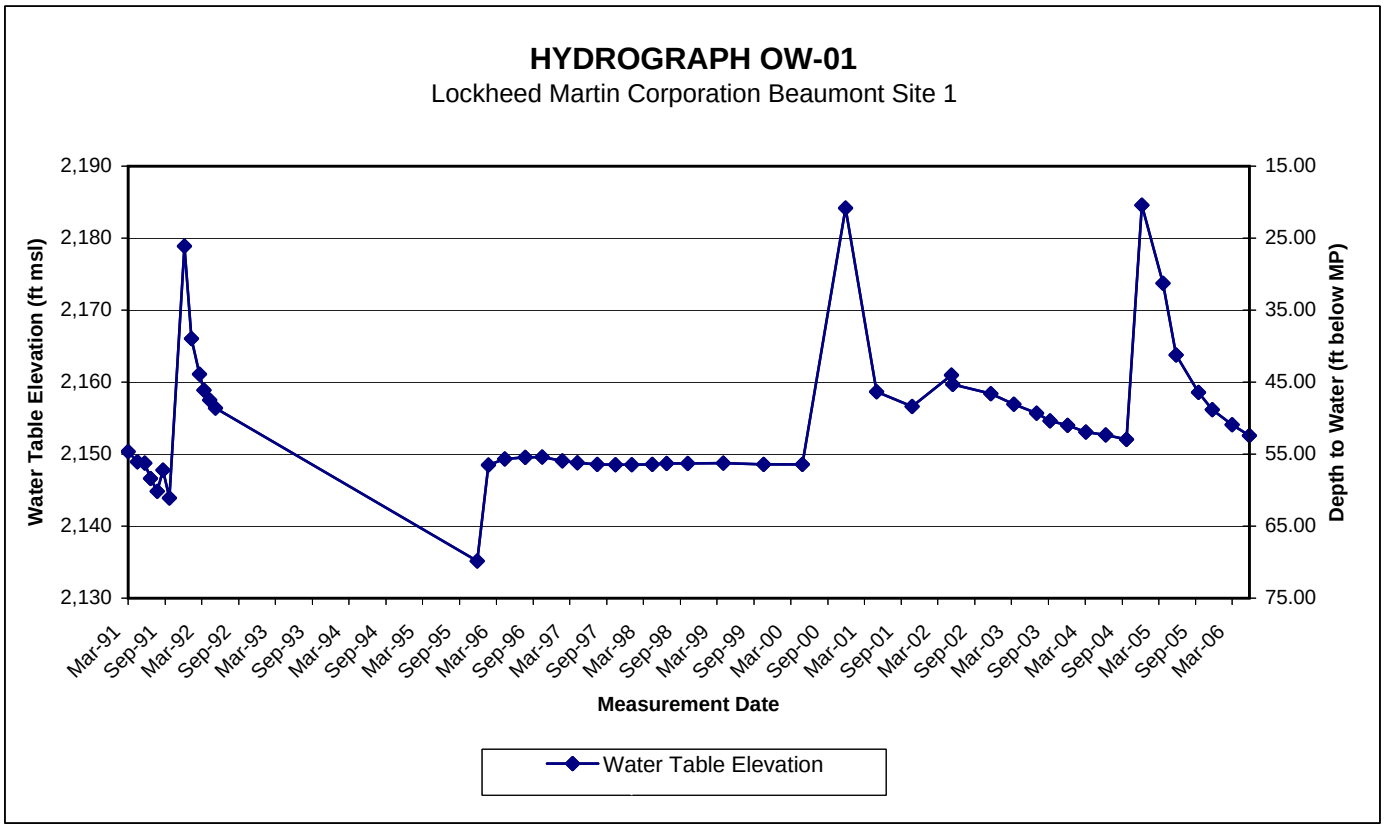
HYDROGRAPH OW-01
Lockheed Martin Corporation Beaumont Site 1
Water Table Elevation (ft msl)
Depth to Water (ft below MP)
2,190
2,180
2,170
2,160
2,150
2,140
2,130
15.00
25.00
35.00
45.00
55.00
65.00
75.00
Mar-91 Sep-91 Mar-92 Sep-92 Mar-93 Sep-93 Mar-94 Sep-94 Mar-95 Sep-95 Mar-96 Sep-96 Mar-97 Sep-97 Mar-98 Sep-98 Mar-99 Sep-99 Mar-00 Sep-00 Mar-01 Sep-01 Mar-02 Sep-02 Mar-03 Sep-03 Mar-04 Sep-04 Mar-05 Sep-05 Mar-06
Measurement Date
Water Table Elevation

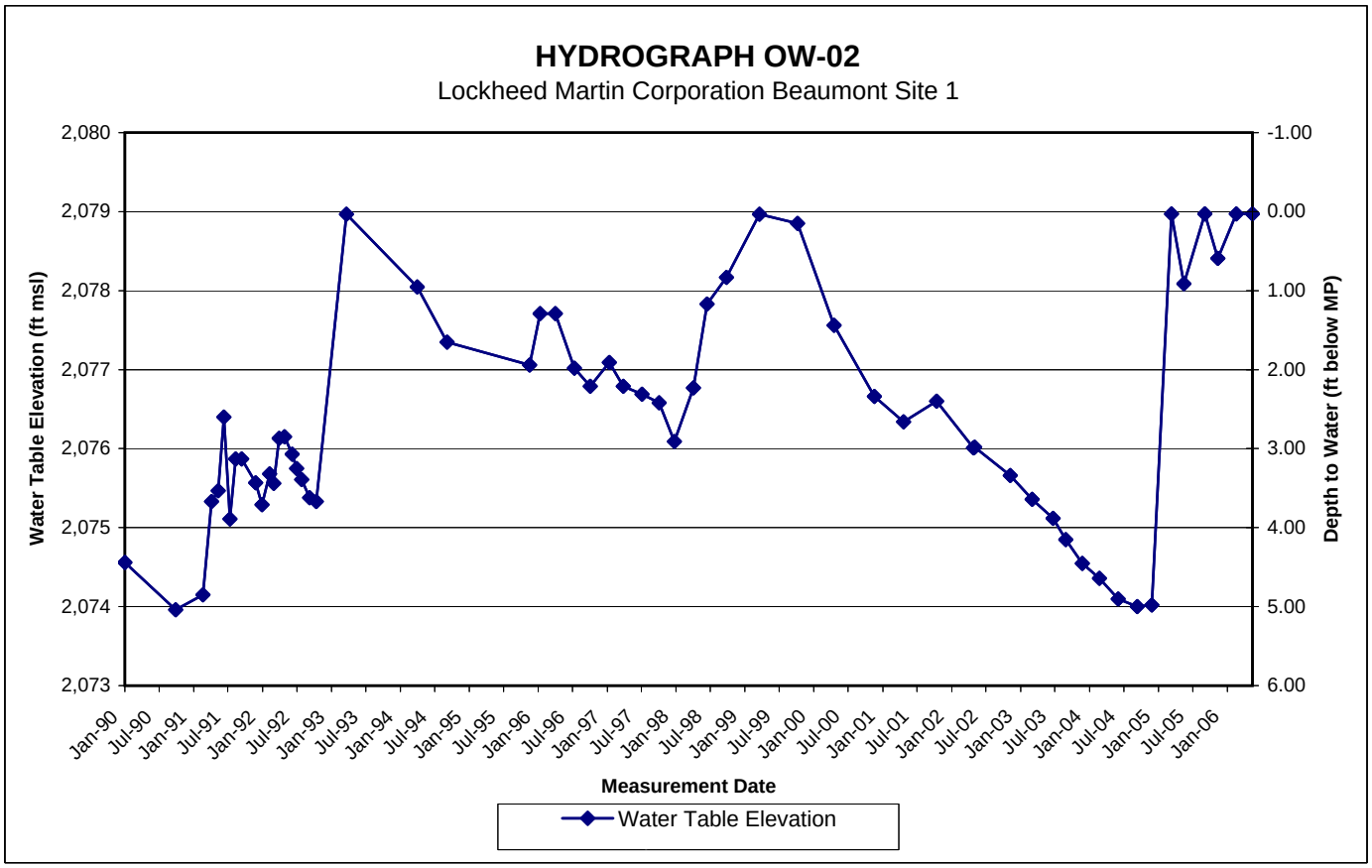
HYDROGRAPH OW-02
Lockheed Martin Corporation Beaumont Site 1
Water Table Elevation (ft msl)
Depth to Water (ft below MP)
2,080
2,079
2,078
2,077
2,076
2,075
2,074
2,073
-1.00
0.00
1.00
2.00
3.00
4.00
5.00
6.00
Jan-90 Jul-90 Jan-91 Jul-91 Jan-92 Jul-92 Jan-93 Jul-93 Jan-94 Jul-94 Jan-95 Jul-95 Jan-96 Jul-96 Jan-97 Jul-97 Jan-98 Jul-98 Jan-99 Jul-99 Jan-00 Jul-00 Jan-01 Jul-01 Jan-02 Jul-02 Jan-03 Jul-03 Jan-04 Jul-04 Jan-05 Jul-05 Jan-06
Measurement Date
Water Table Elevation

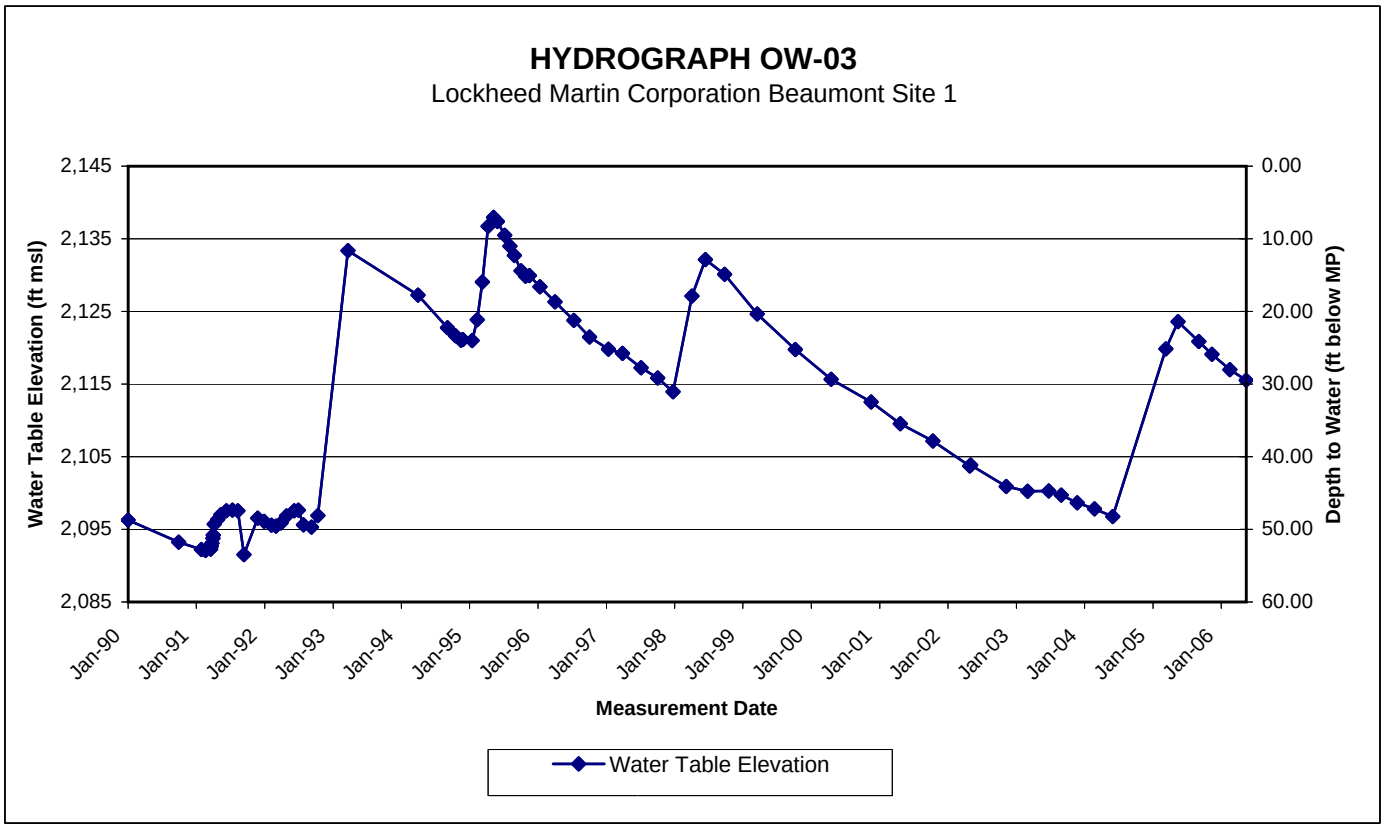
HYDROGRAPH OW-03
Lockheed Martin Corporation Beaumont Site 1
Water Table Elevation (ft msl)
Depth to Water (ft below MP)
2,145
2,135
2,125
2,115
2,105
2,095
2,085
0.00
10.00
20.00
30.00
40.00
50.00
60.00
Jan-90
Jan-91
Jan-92
Jan-93
Jan-94
Jan-95
Jan-96
Jan-97
Jan-98
Jan-99
Jan-00
Jan-01
Jan-02
Jan-03
Jan-04
Jan-05
Jan-06
Measurement Date
Water Table Elevation

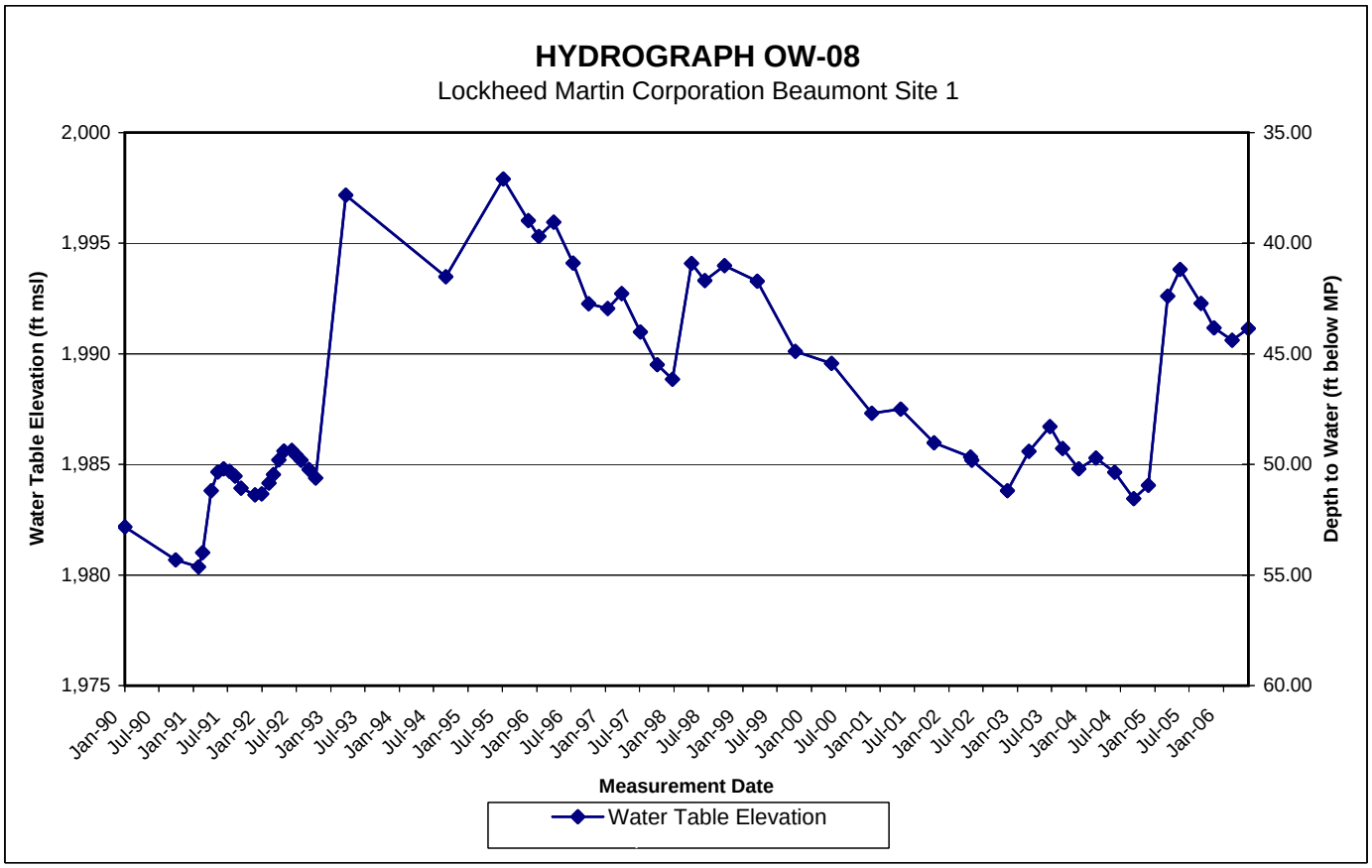
HYDROGRAPH OW-08
Lockheed Martin Corporation Beaumont Site 1
Water Table Elevation (ft msl)
Depth to Water (ft below MP)
2,000
1,995
1,990
1,985
1,980
1,975
35.00
40.00
45.00
50.00
55.00
60.00
Jan-90
Jul-90
Jan-91
Jul-91
Jan-92
Jul-92
Jan-93
Jul-93
Jan-94
Jul-94
Jan-95
Jul-95
Jan-96
Jul-96
Jan-97
Jul-97
Jan-98
Jul-98
Jan-99
Jul-99
Jan-00
Jul-00
Jan-01
Jul-01
Jan-02
Jul-02
Jan-03
Jul-03
Jan-04
Jul-04
Jan-05
Jul-05
Jan-06
Measurement Date
Water Table Elevation

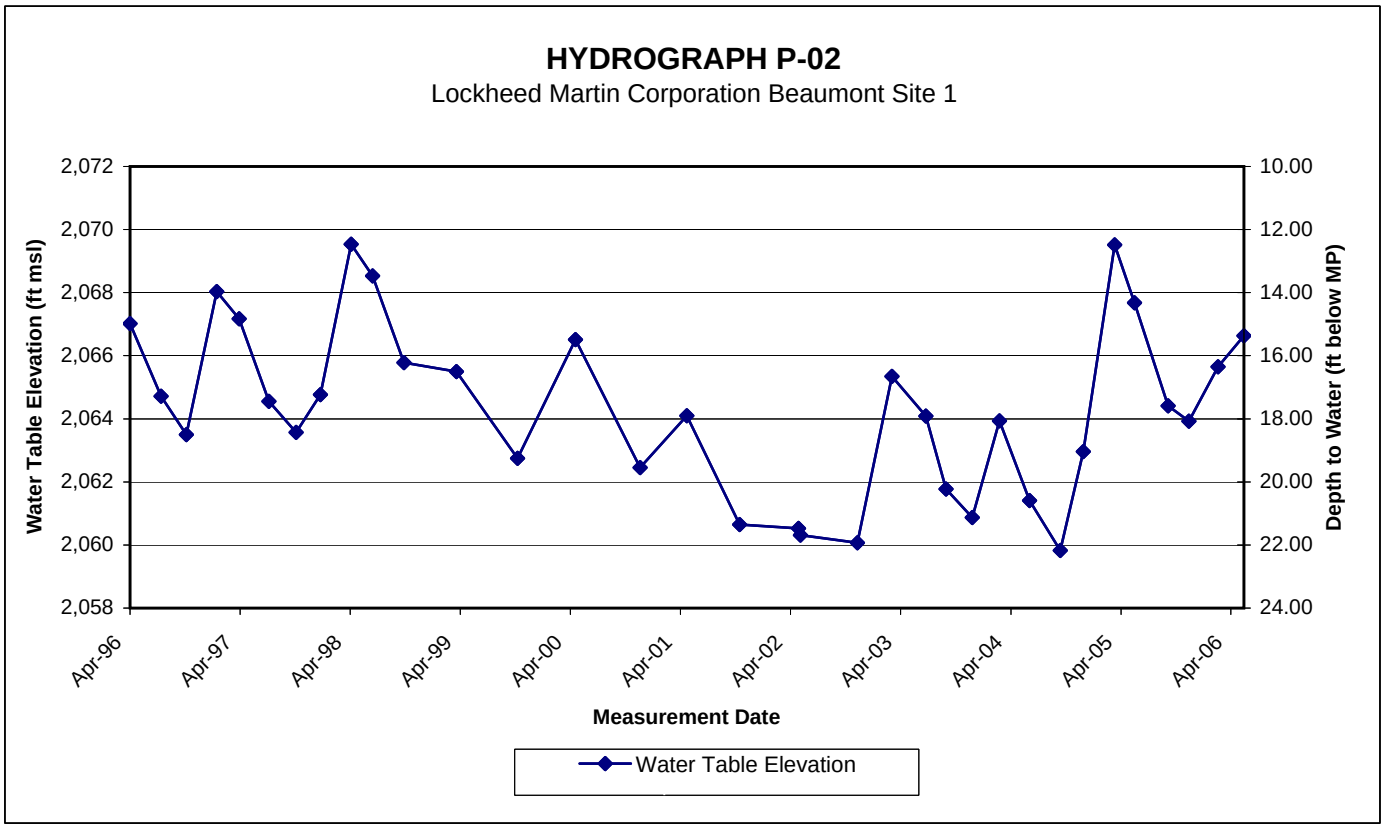
HYDROGRAPH P-02
Lockheed Martin Corporation Beaumont Site 1
Water Table Elevation (ft msl)
Depth to Water (ft below MP)
2,072
2,070
2,068
2,066
2,064
2,062
2,060
2,058
10.00
12.00
14.00
16.00
18.00
20.00
22.00
24.00
Apr-96
Apr-97
Apr-98
Apr-99
Apr-00
Apr-01
Apr-02
Apr-03
Apr-04
Apr-05
Apr-06
Measurement Date
Water Table Elevation

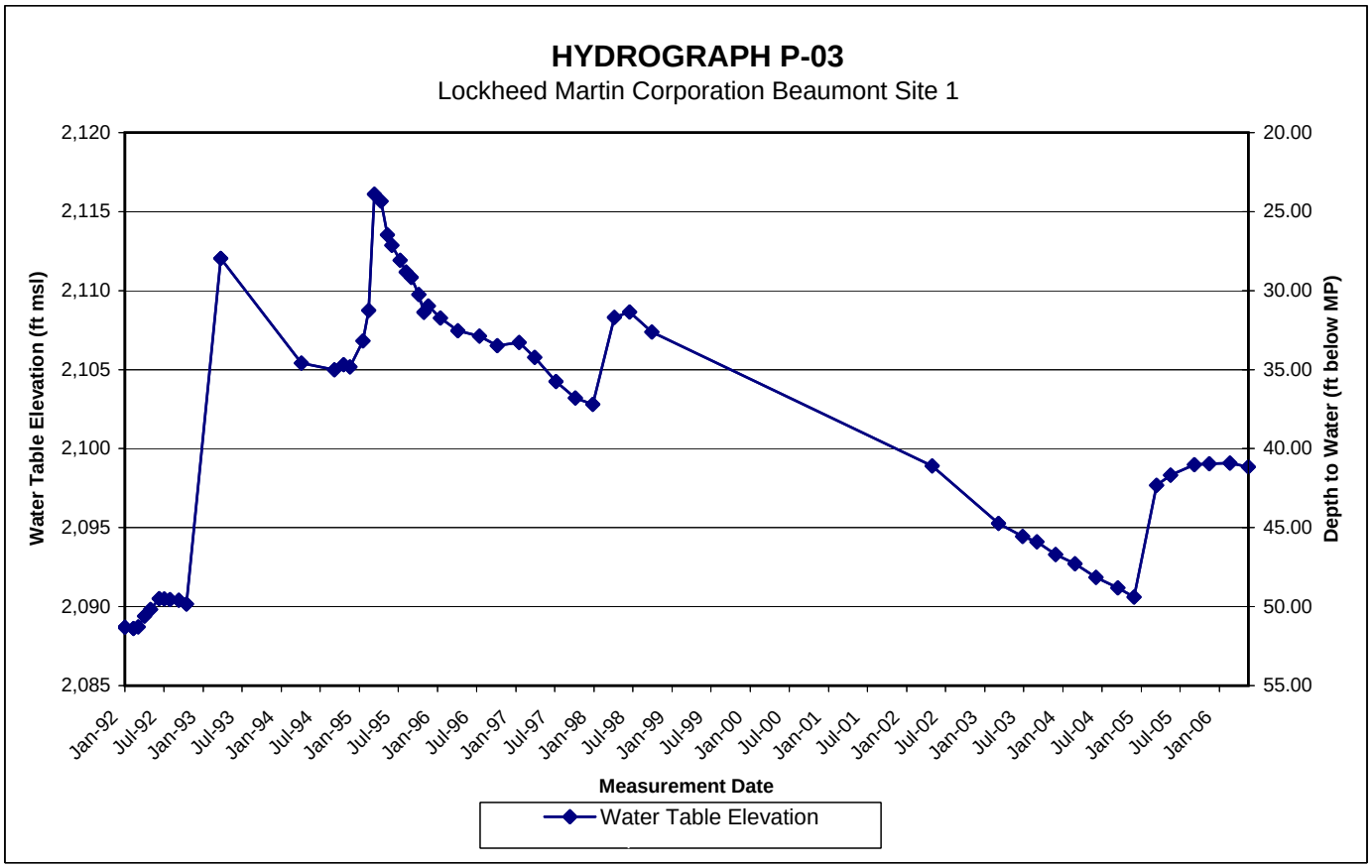
HYDROGRAPH P-03
Lockheed Martin Corporation Beaumont Site 1
Water Table Elevation (ft msl)
Depth to Water (ft below MP)
2,120
2,115
2,110
2,105
2,100
2,095
2,090
2,085
20.00
25.00
30.00
35.00
40.00
45.00
50.00
55.00
Jan-92
Jul-92
Jan-93
Jul-93
Jan-94
Jul-94
Jan-95
Jul-95
Jan-96
Jul-96
Jan-97
Jul-97
Jan-98
Jul-98
Jan-99
Jul-99
Jan-00
Jul-00
Jan-01
Jul-01
Jan-02
Jul-02
Jan-03
Jul-03
Jan-04
Jul-04
Jan-05
Jul-05
Jan-06
Measurement Date
Water Table Elevation

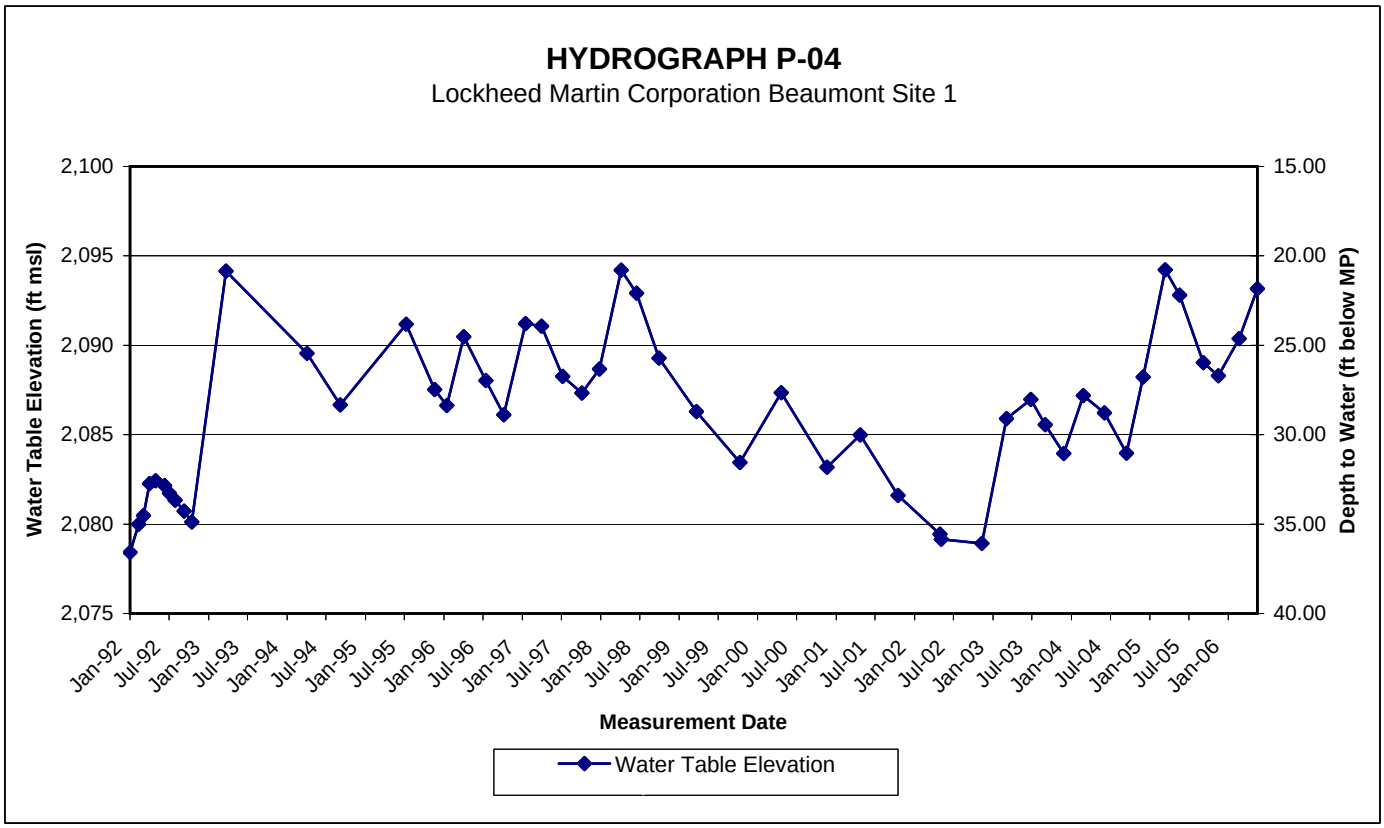
HYDROGRAPH P-04
Lockheed Martin Corporation Beaumont Site 1
Water Table Elevation (ft msl)
Depth to Water (ft below MP)
2,100
2,095
2,090
2,085
2,080
2,075
15.00
20.00
25.00
30.00
35.00
40.00
Jan-92 Jul-92 Jan-93 Jul-93 Jan-94 Jul-94 Jan-95 Jul-95 Jan-96 Jul-96 Jan-97 Jul-97 Jan-98 Jul-98 Jan-99 Jul-99 Jan-00 Jul-00 Jan-01 Jul-01 Jan-02 Jul-02 Jan-03 Jul-03 Jan-04 Jul-04 Jan-05 Jul-05 Jan-06
Measurement Date
Water Table Elevation

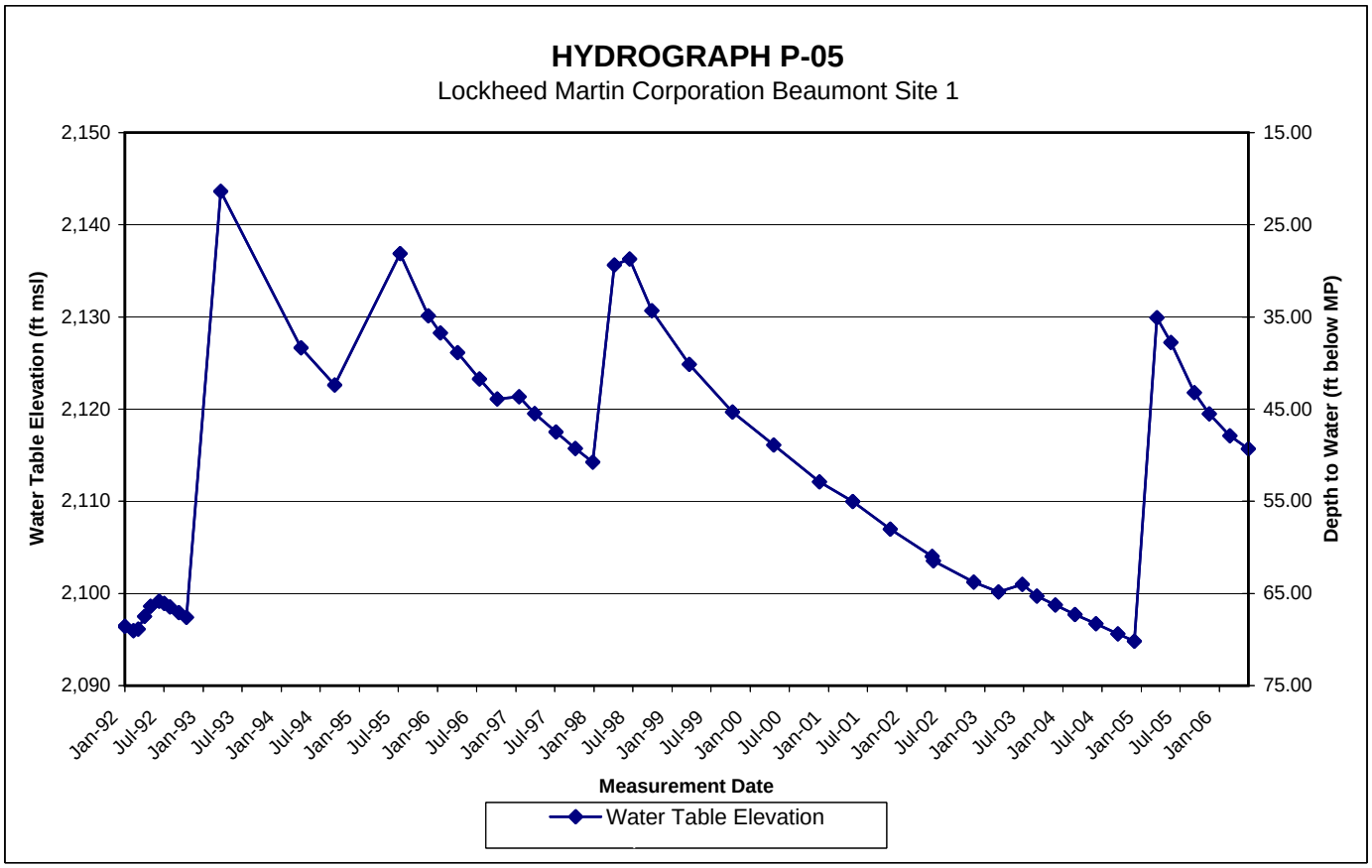
HYDROGRAPH P-05
Lockheed Martin Corporation Beaumont Site 1
Water Table Elevation (ft msl)
Depth to Water (ft below MP)
2,150
2,140
2,130
2,120
2,110
2,100
2,090
15.00
25.00
35.00
45.00
55.00
65.00
75.00
Jan-92 Jul-92 Jan-93 Jul-93 Jan-94 Jul-94 Jan-95 Jul-95 Jan-96 Jul-96 Jan-97 Jul-97 Jan-98 Jul-98 Jan-99 Jul-99 Jan-00 Jul-00 Jan-01 Jul-01 Jan-02 Jul-02 Jan-03 Jul-03 Jan-04 Jul-04 Jan-05 Jul-05 Jan-06
Measurement Date
Water Table Elevation

APPENDIX E – COPC TIME–SERIES GRAPHS

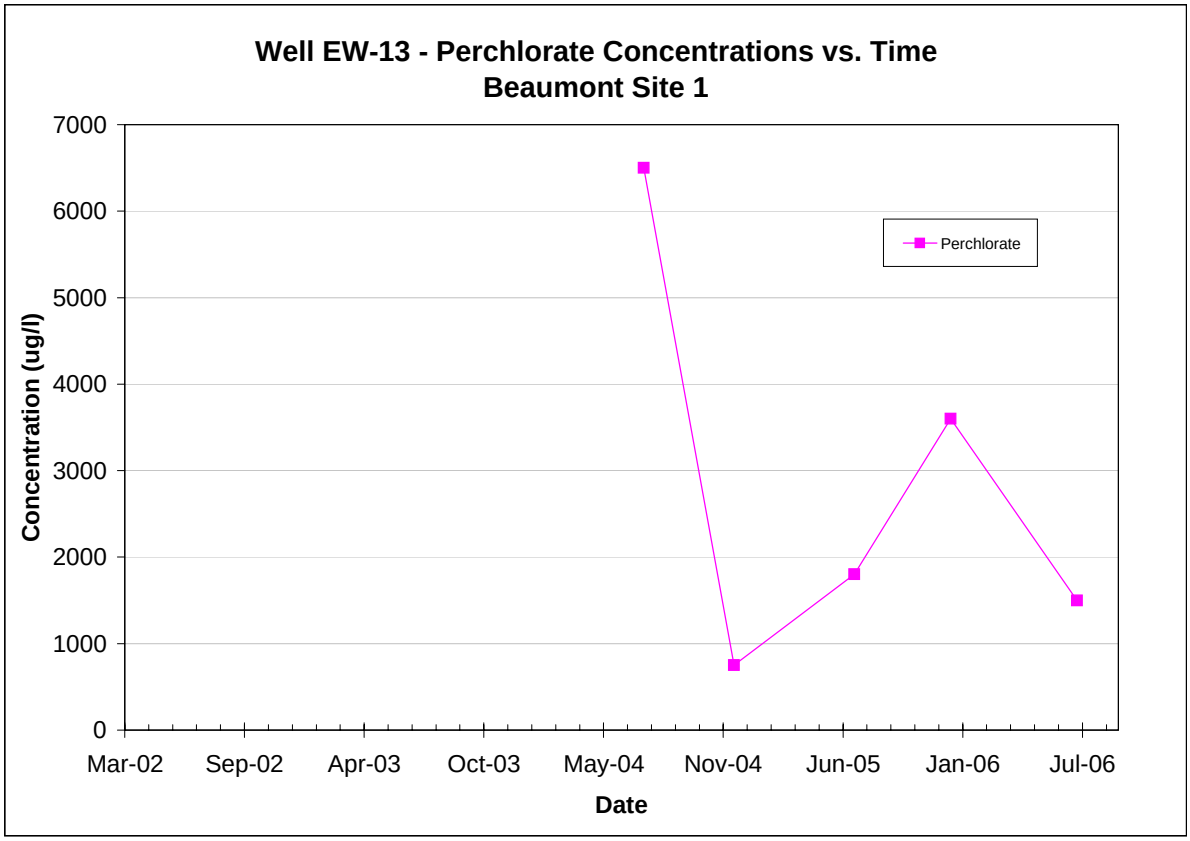

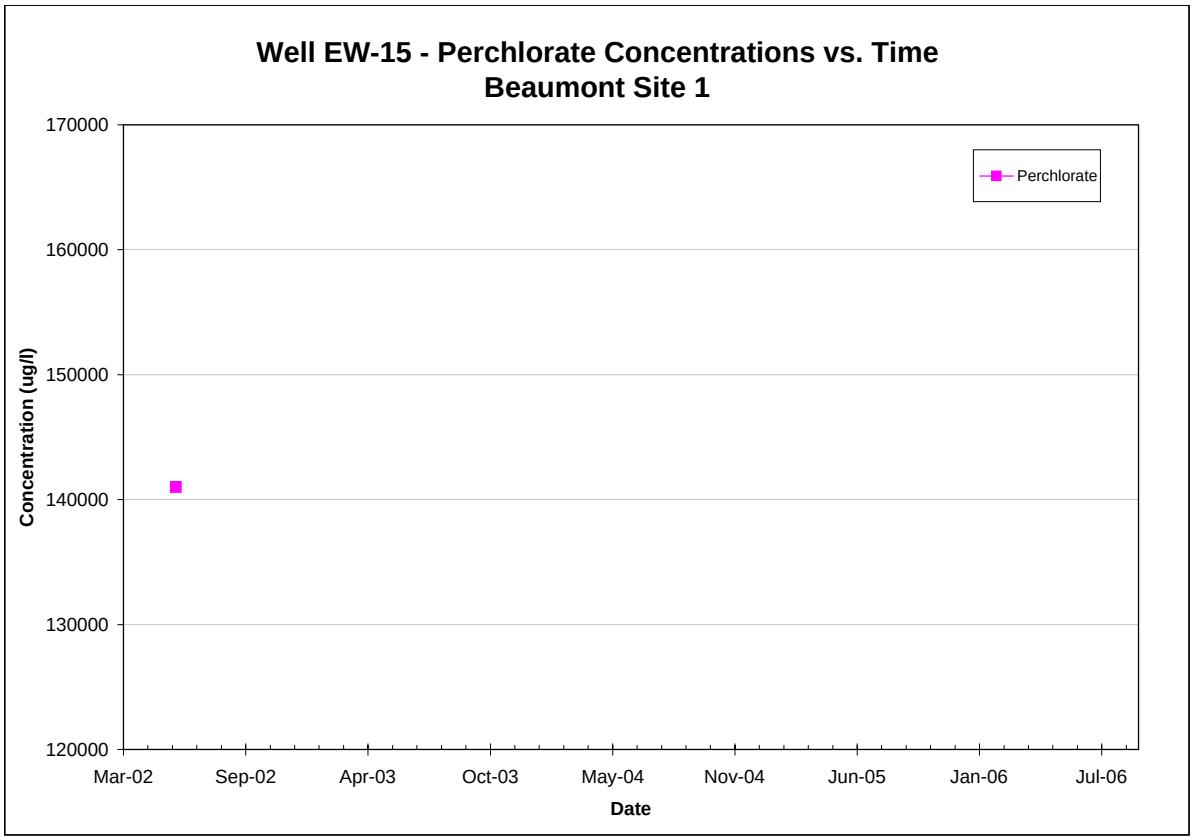

Note: All non-detections are set to zero for graphing purposes.

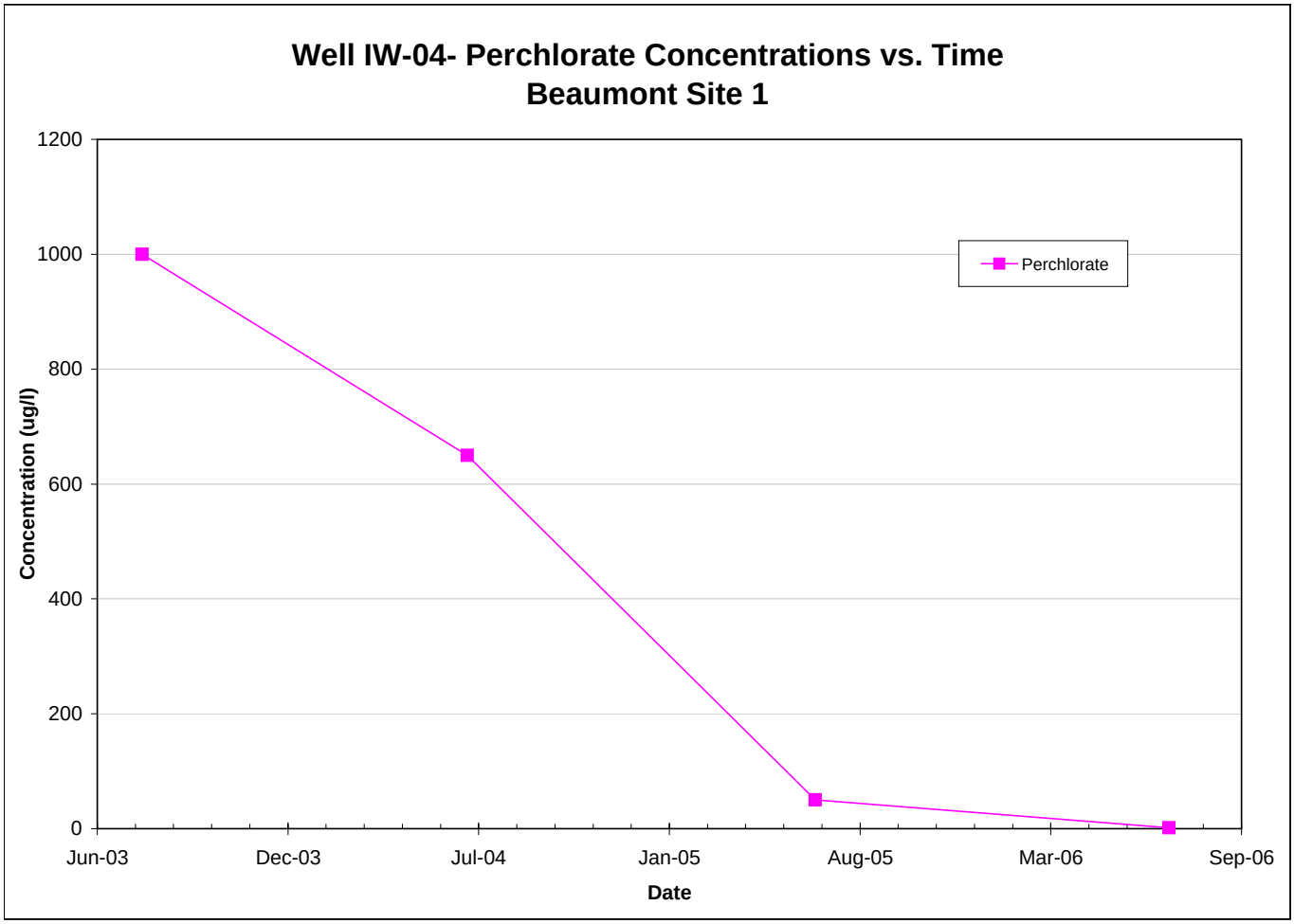

Note: All non-detections are set to zero for graphing purposes.

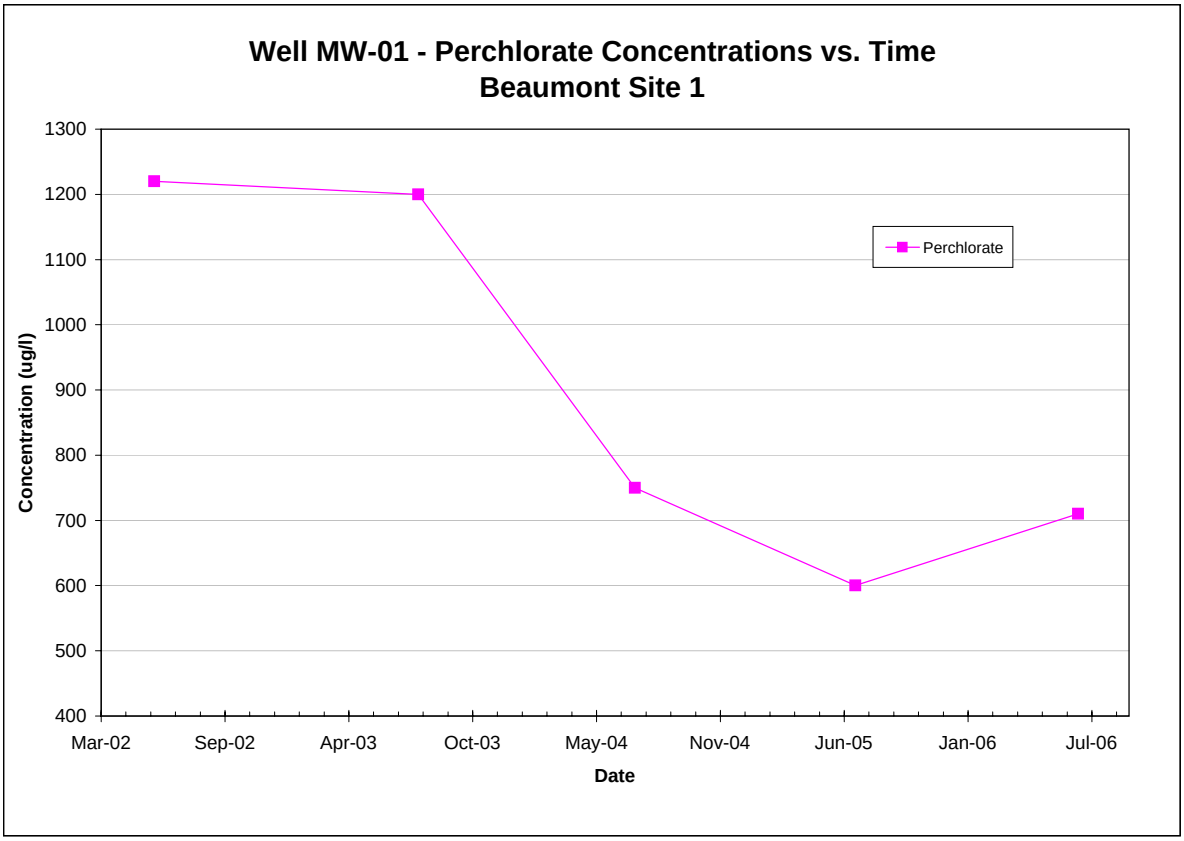

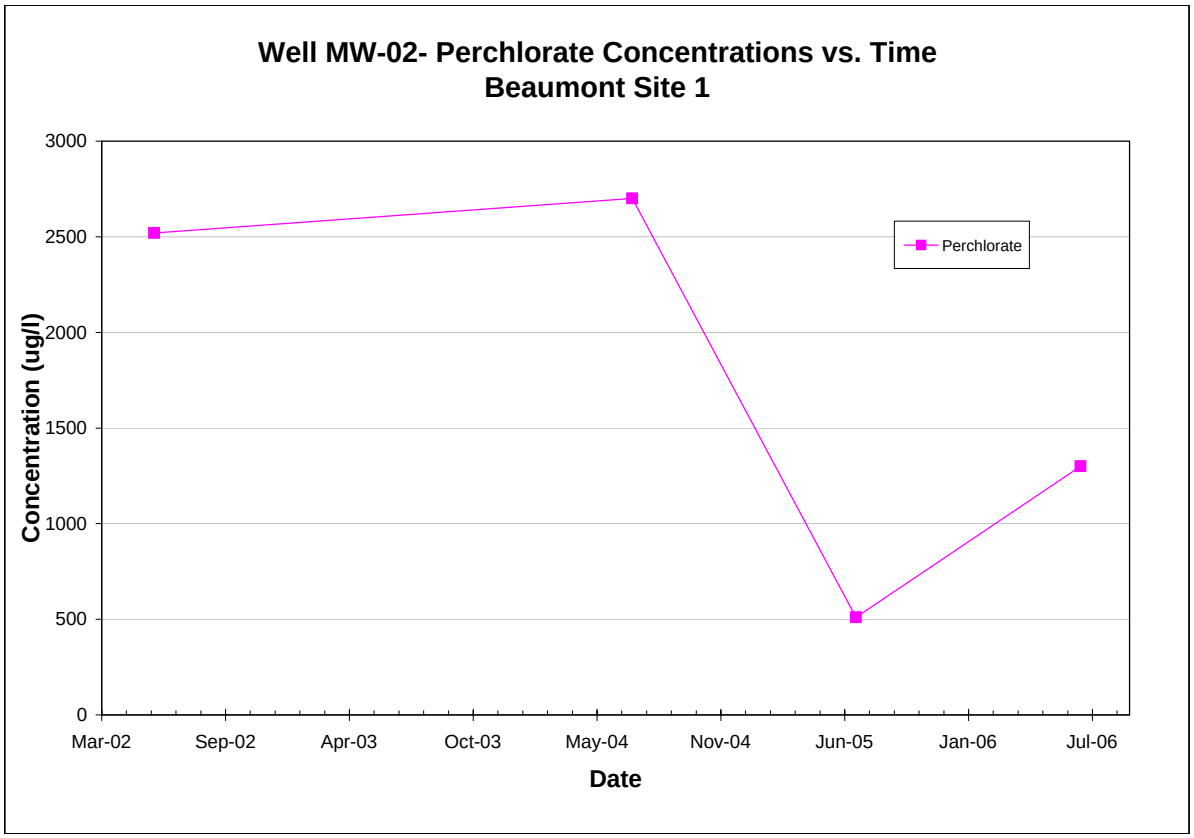

Note: All non-detections are set to zero for graphing purposes.

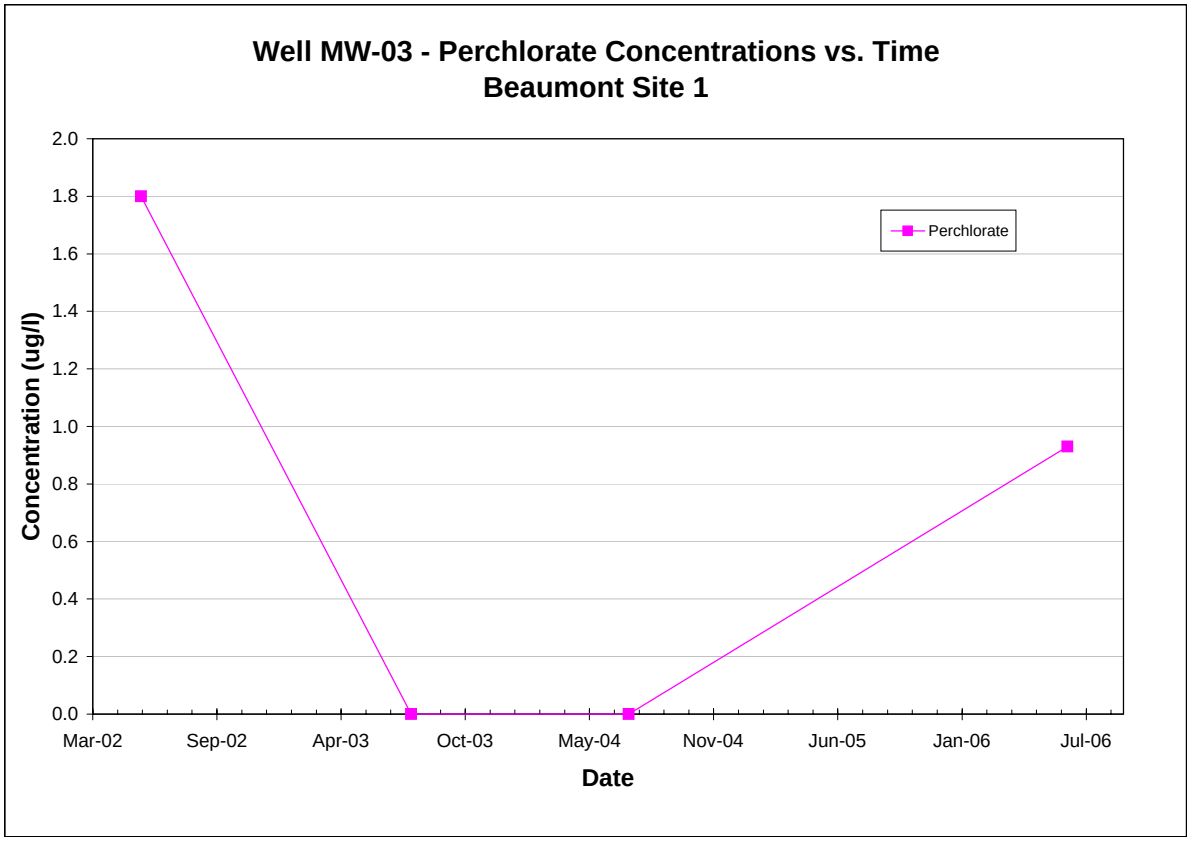

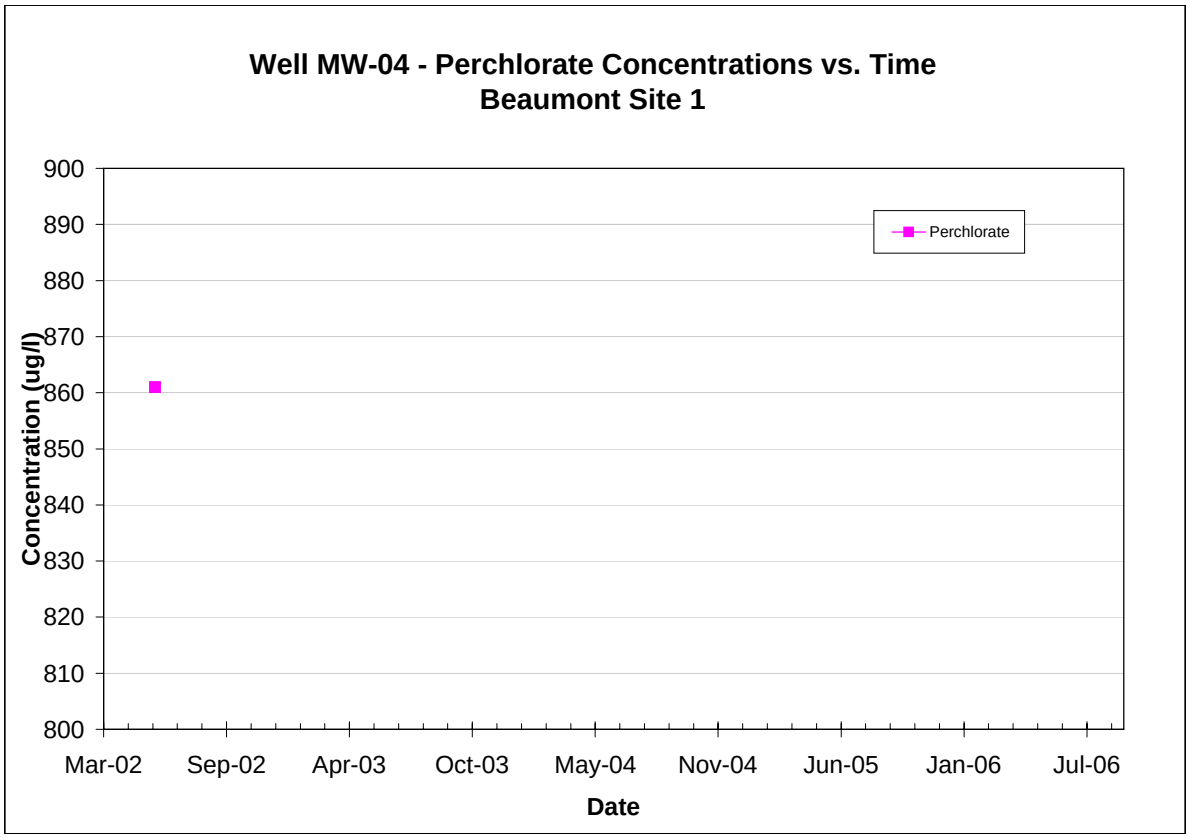

Note: All non-detections are set to zero for graphing purposes.

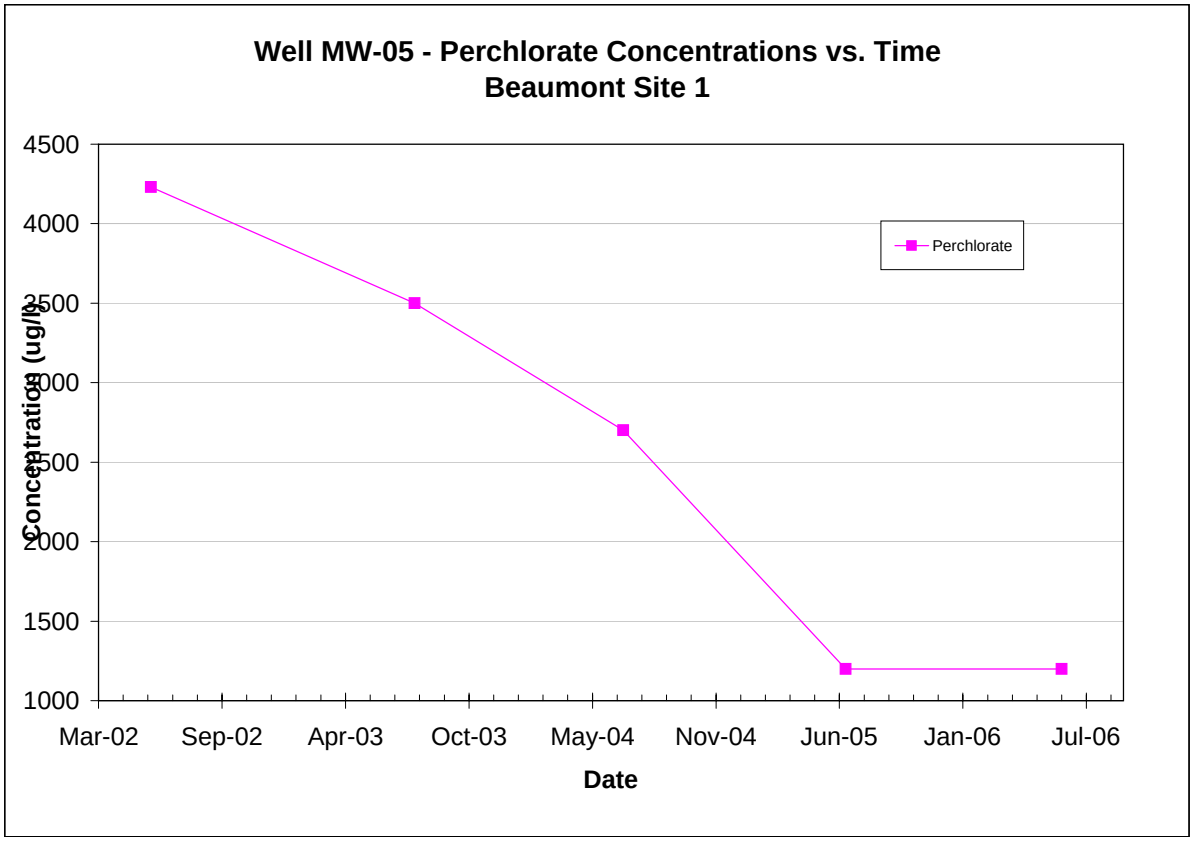

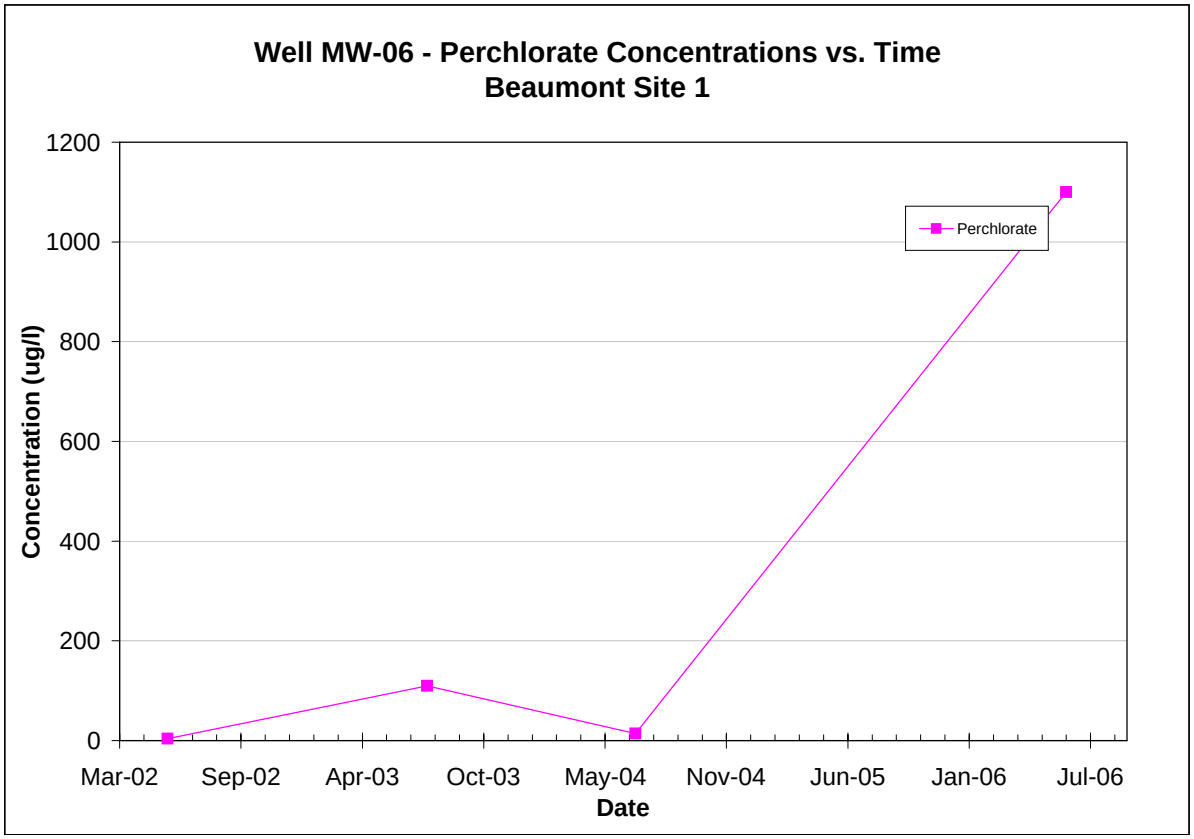

Note: All non-detections are set to zero for graphing purposes.

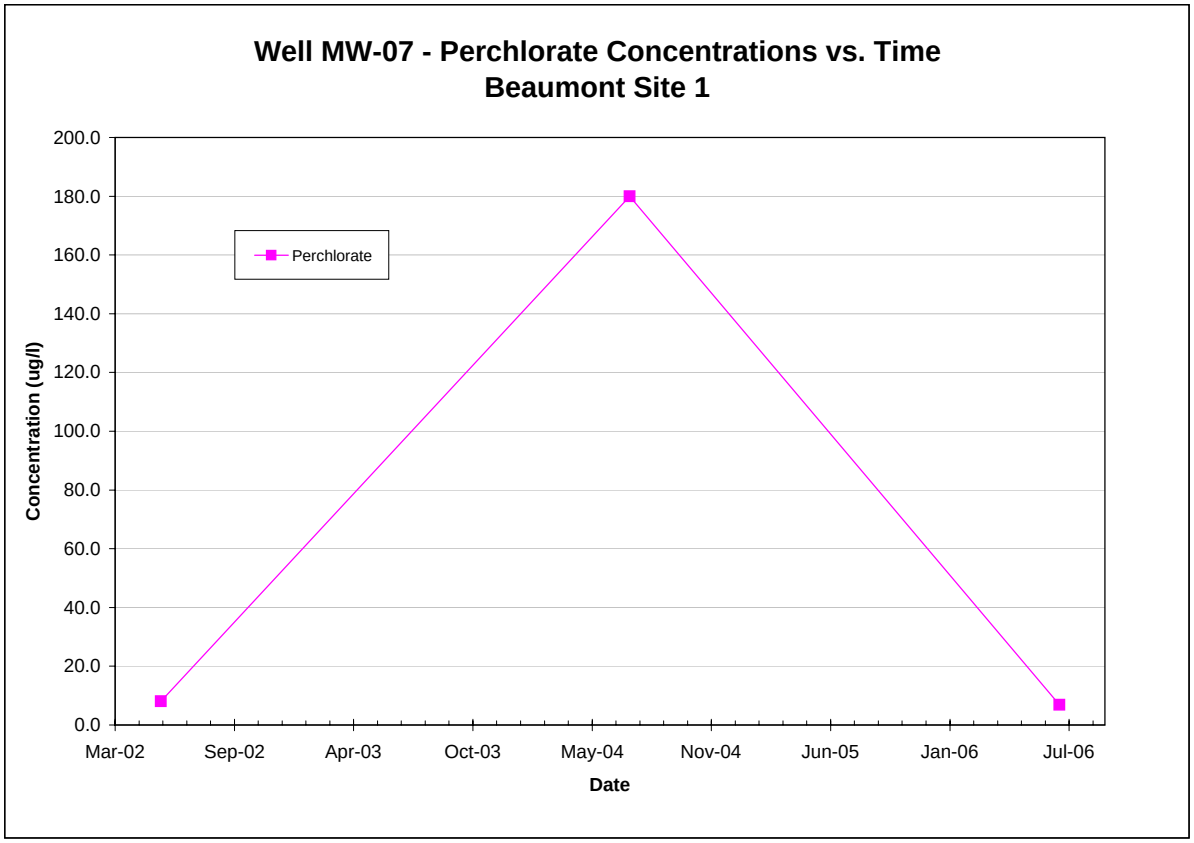

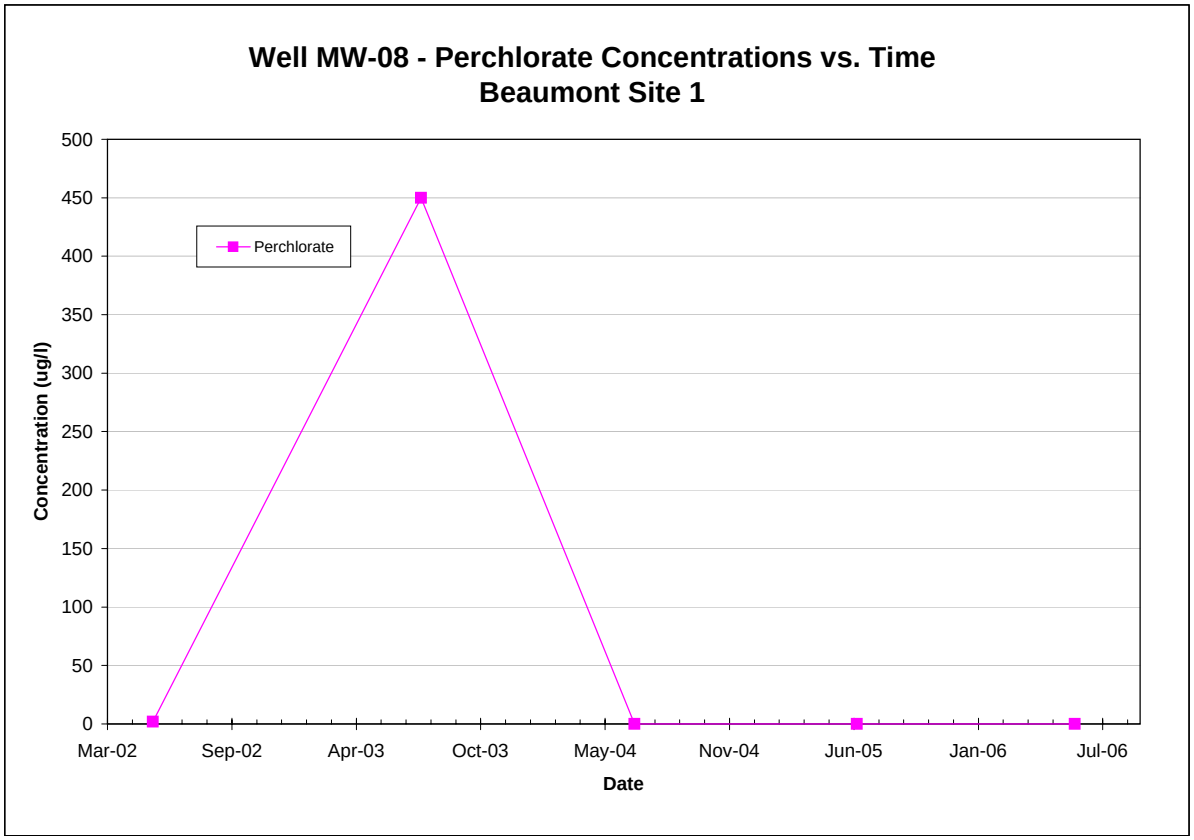

Note: All non-detections are set to zero for graphing purposes.

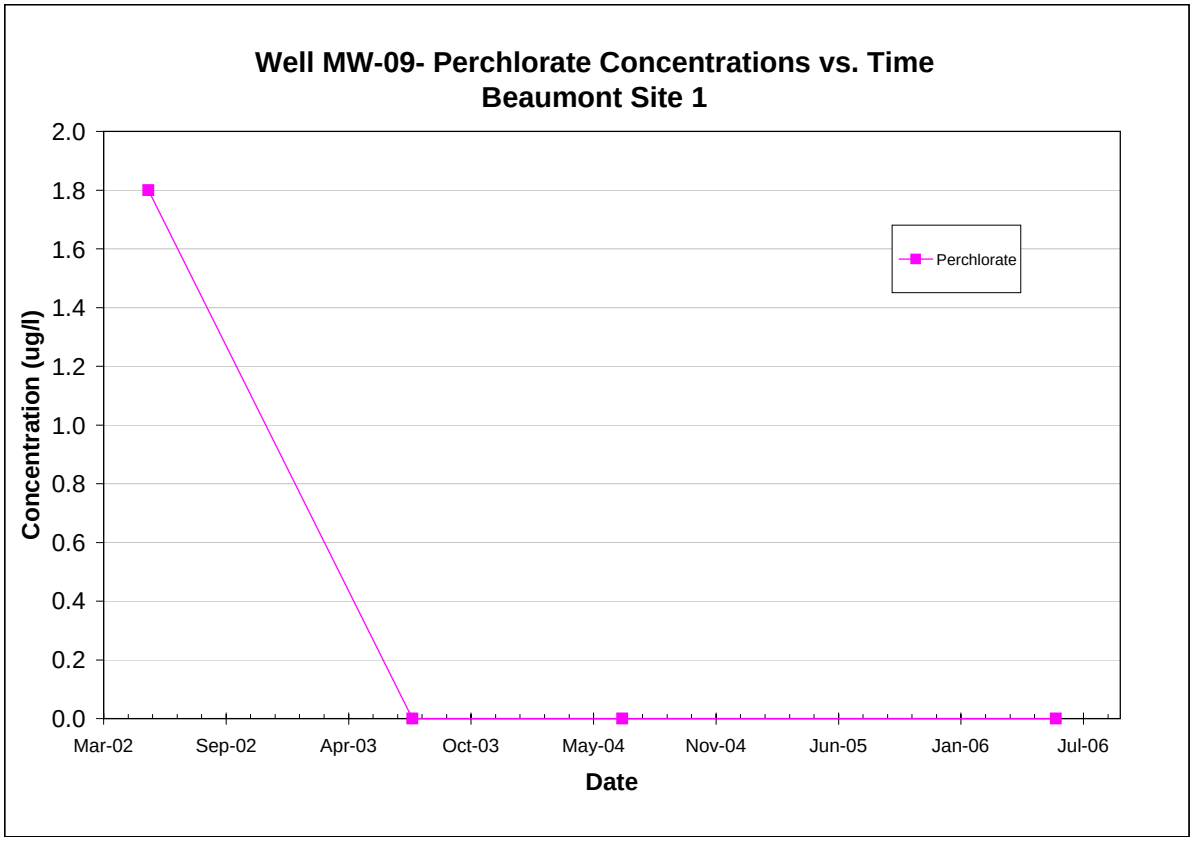

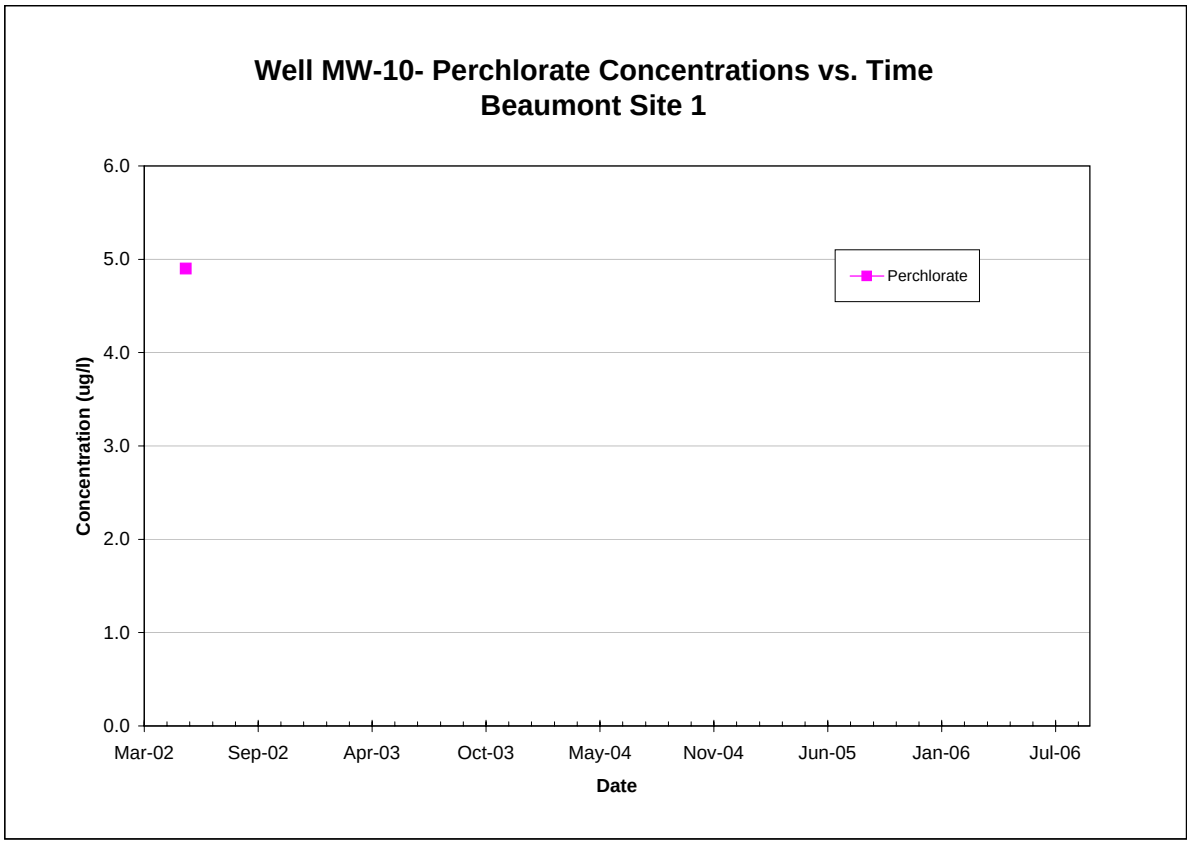

Note: All non-detections are set to zero for graphing purposes.

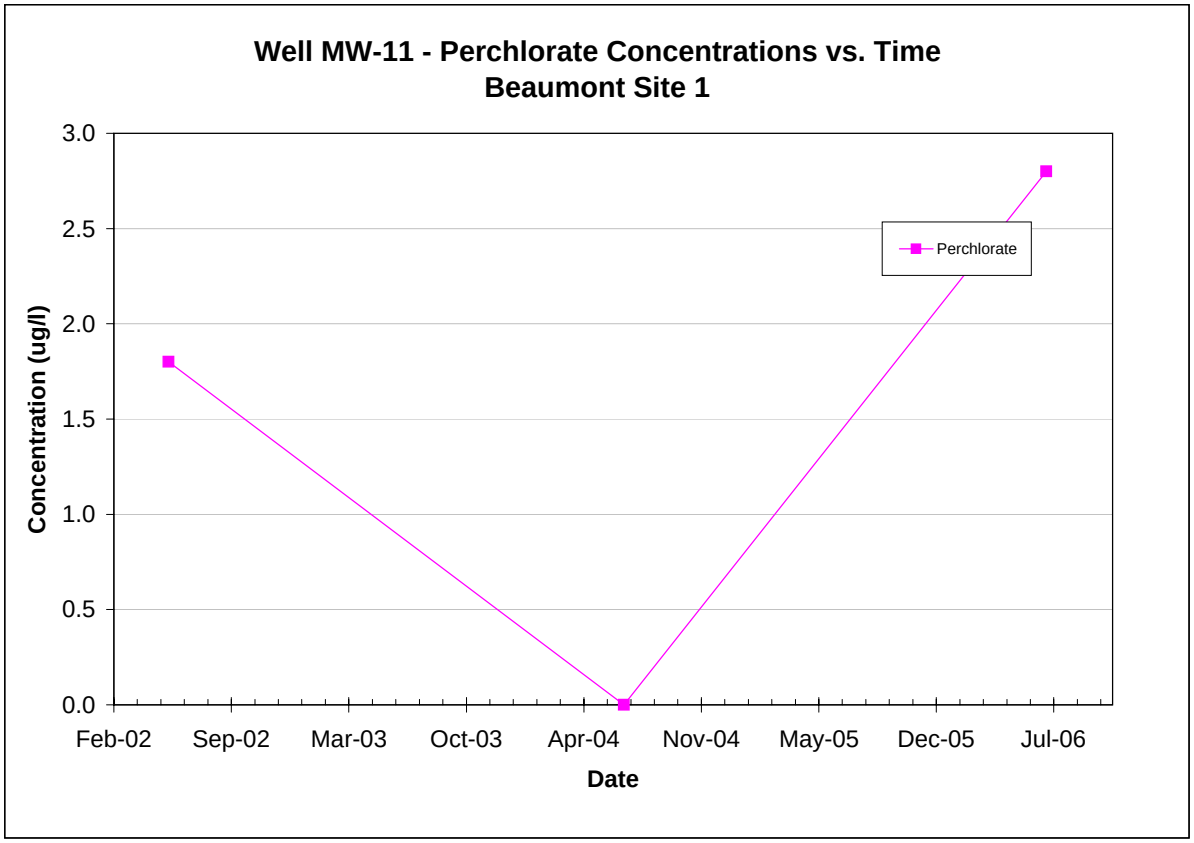

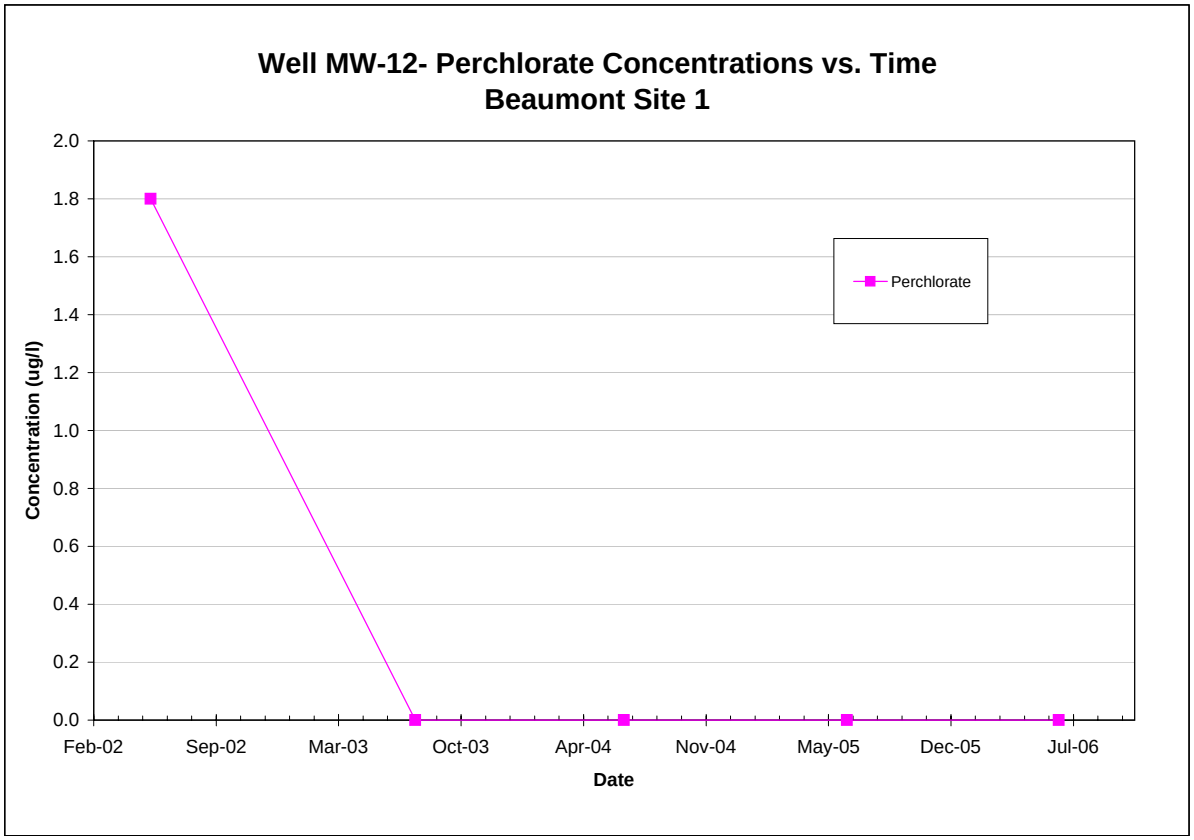

Note: All non-detections are set to zero for graphing purposes.

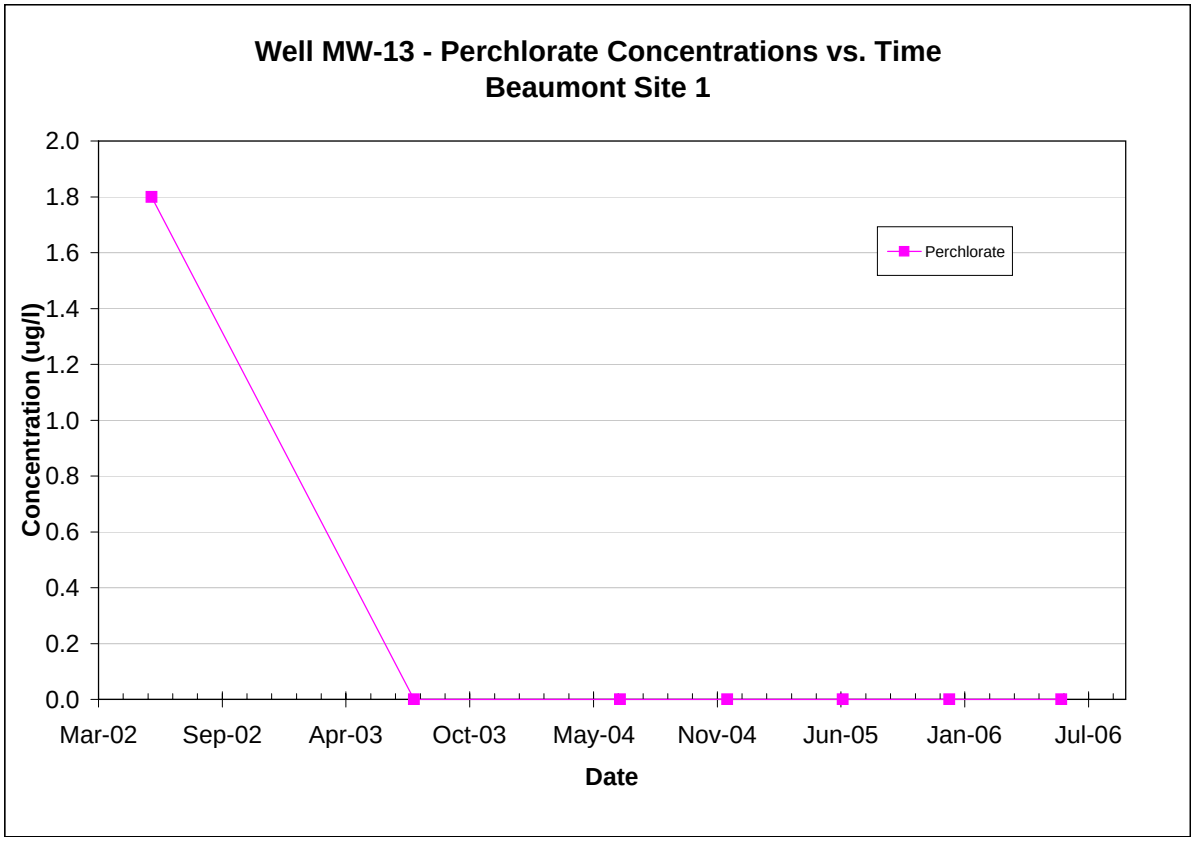

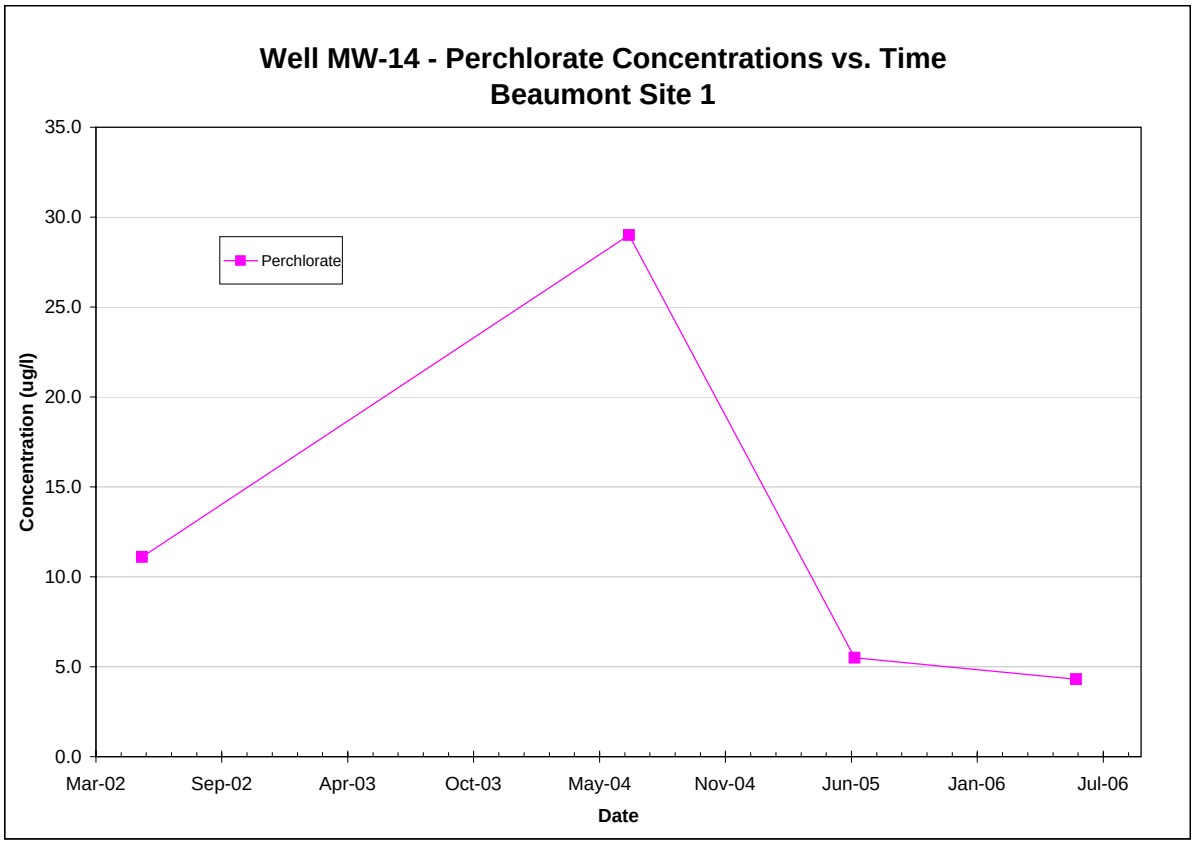

Note: All non-detections are set to zero for graphing purposes.

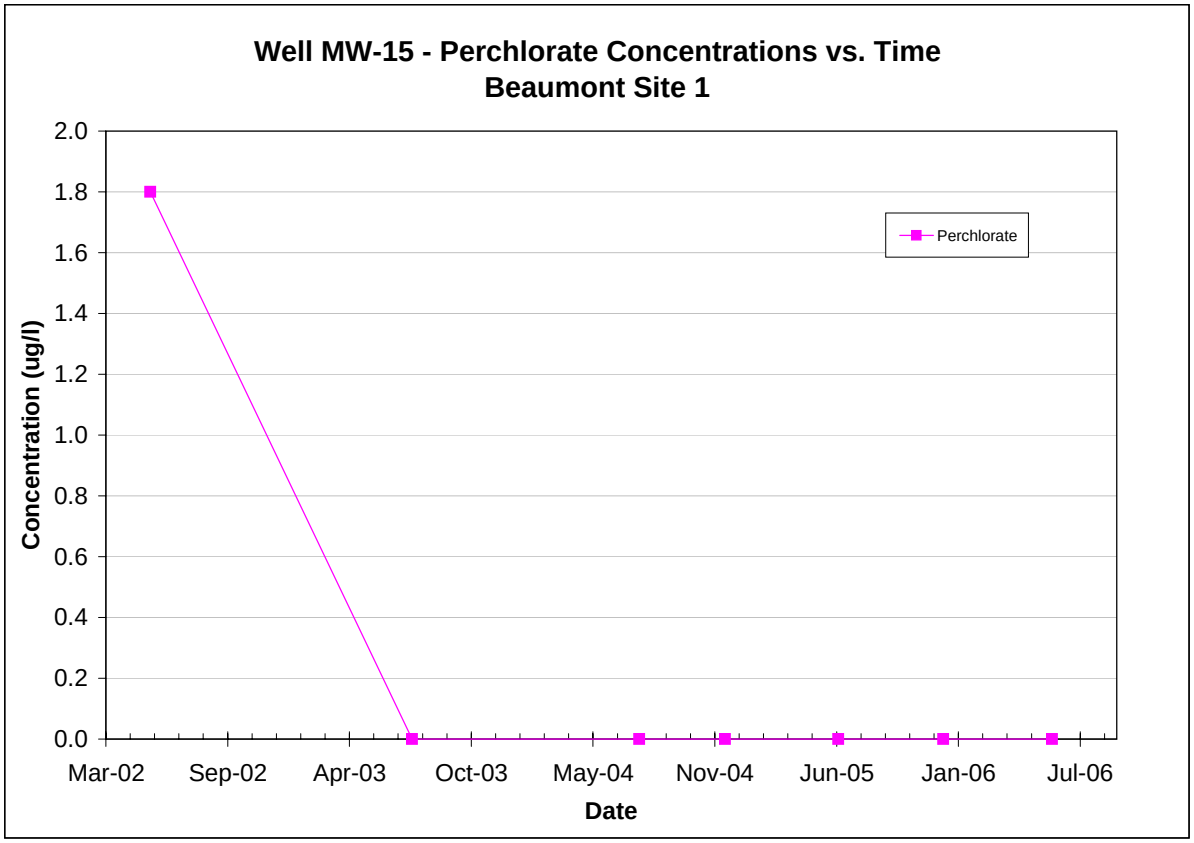

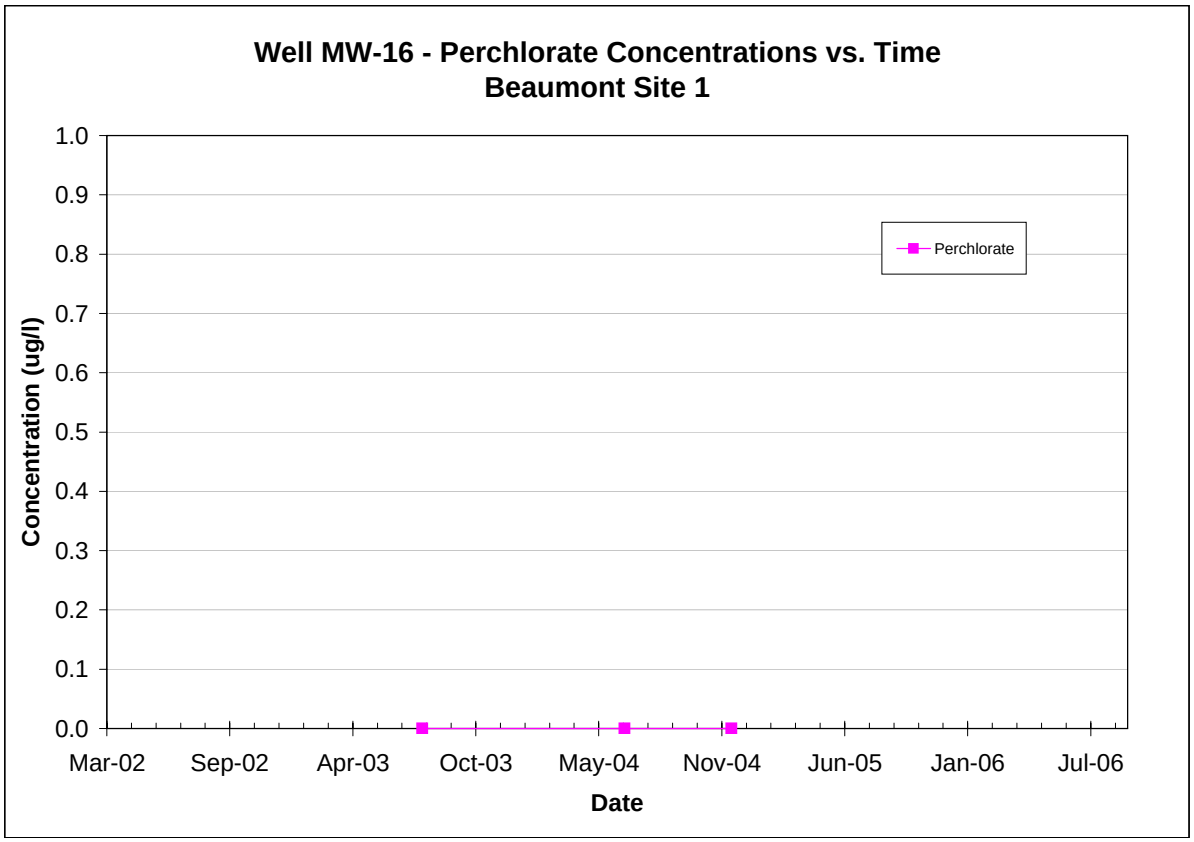

Note: All non-detections are set to zero for graphing purposes.

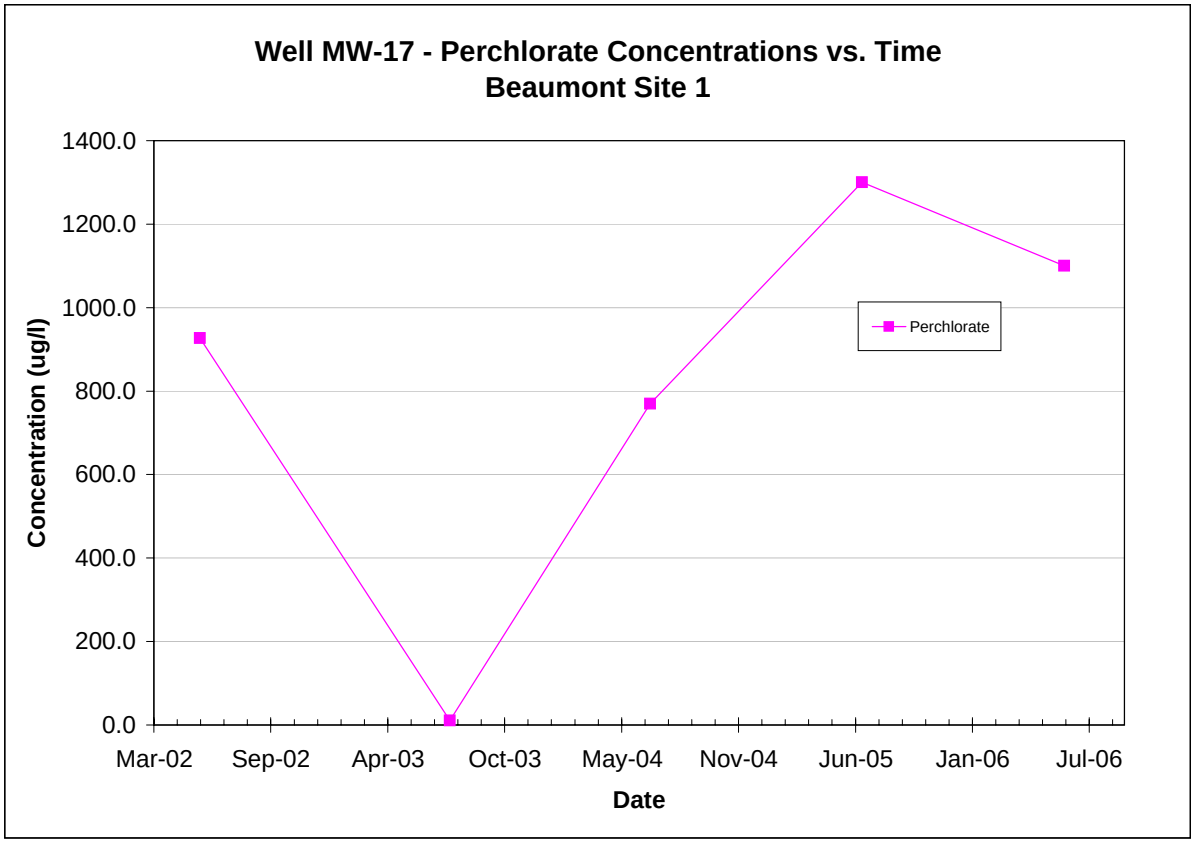

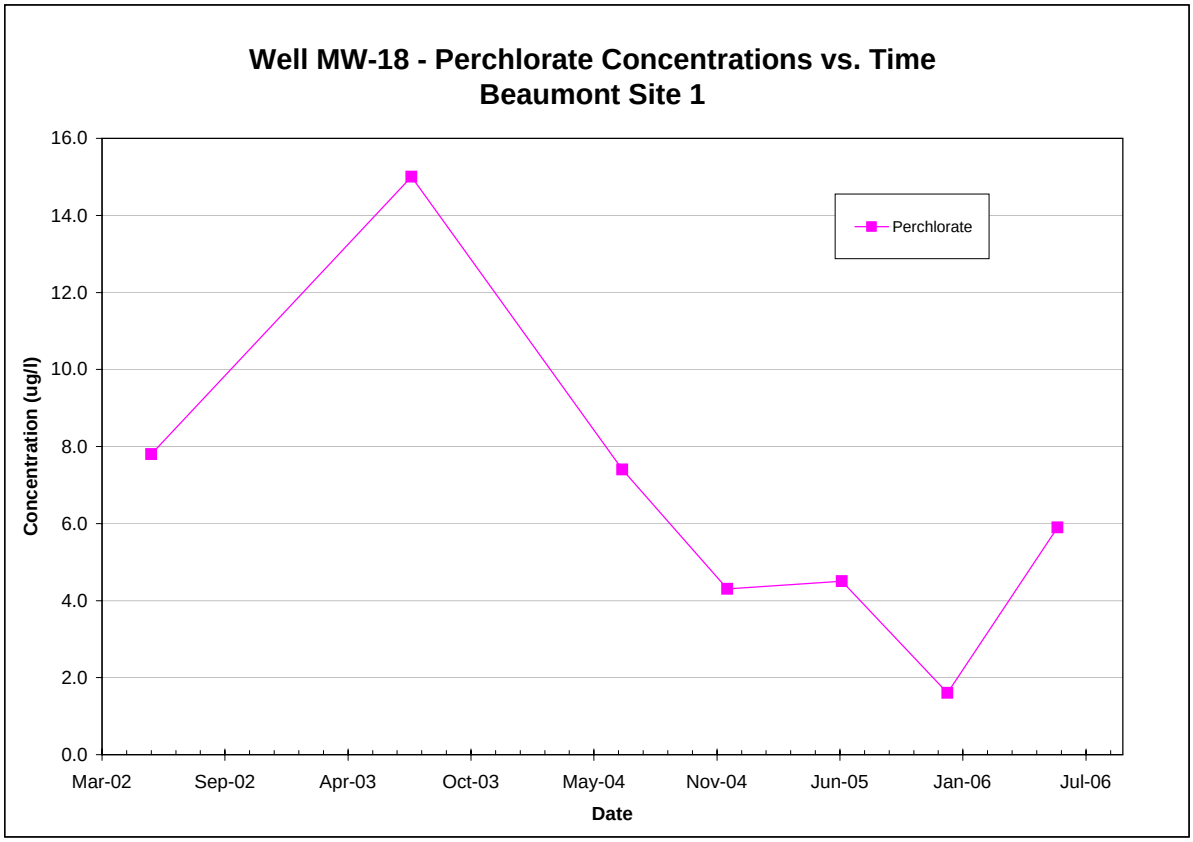

Note: All non-detections are set to zero for graphing purposes.

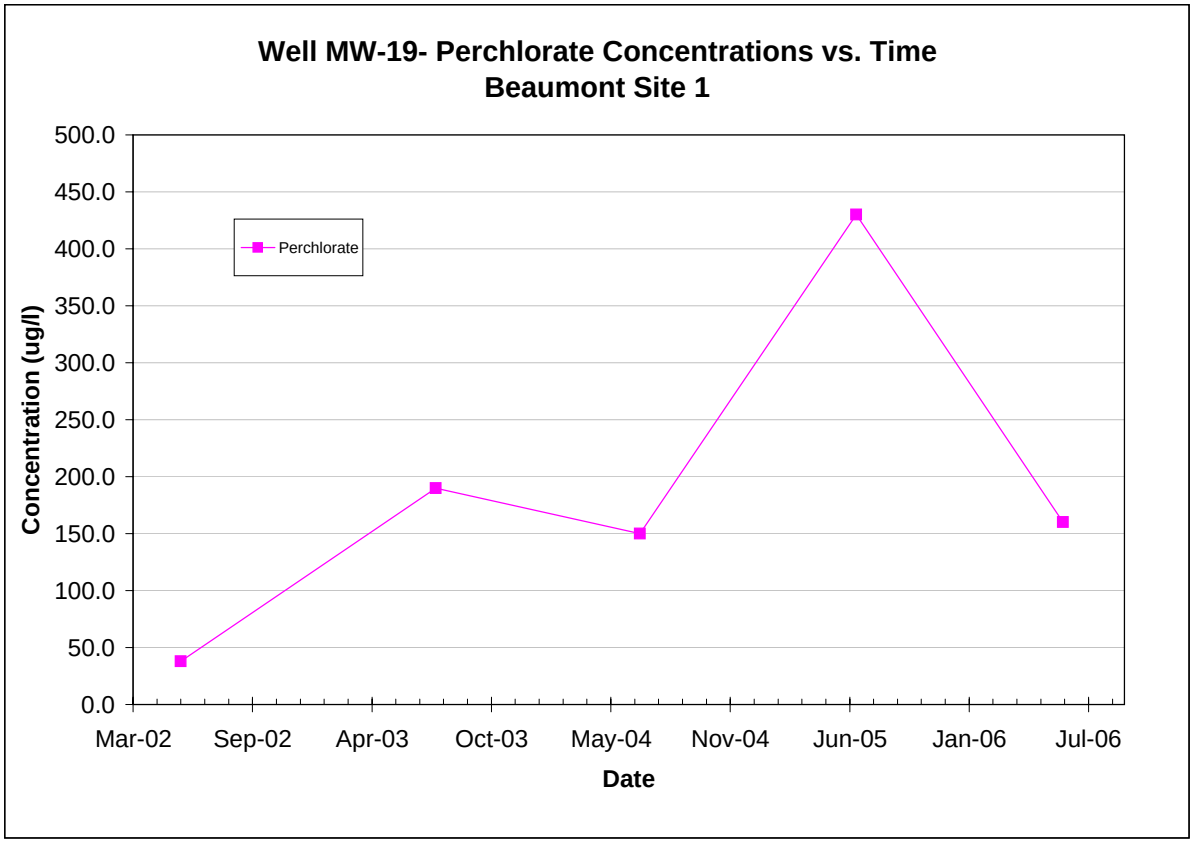

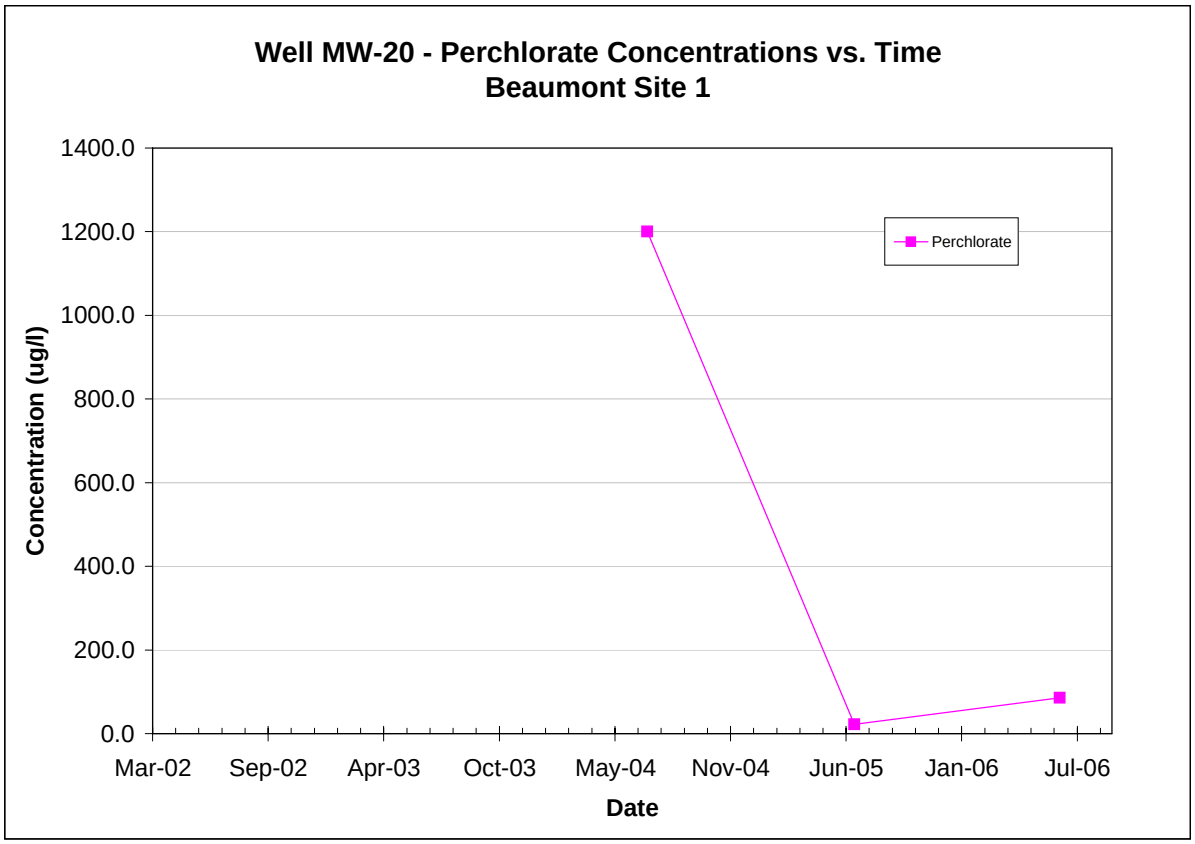

Note: All non-detections are set to zero for graphing purposes.

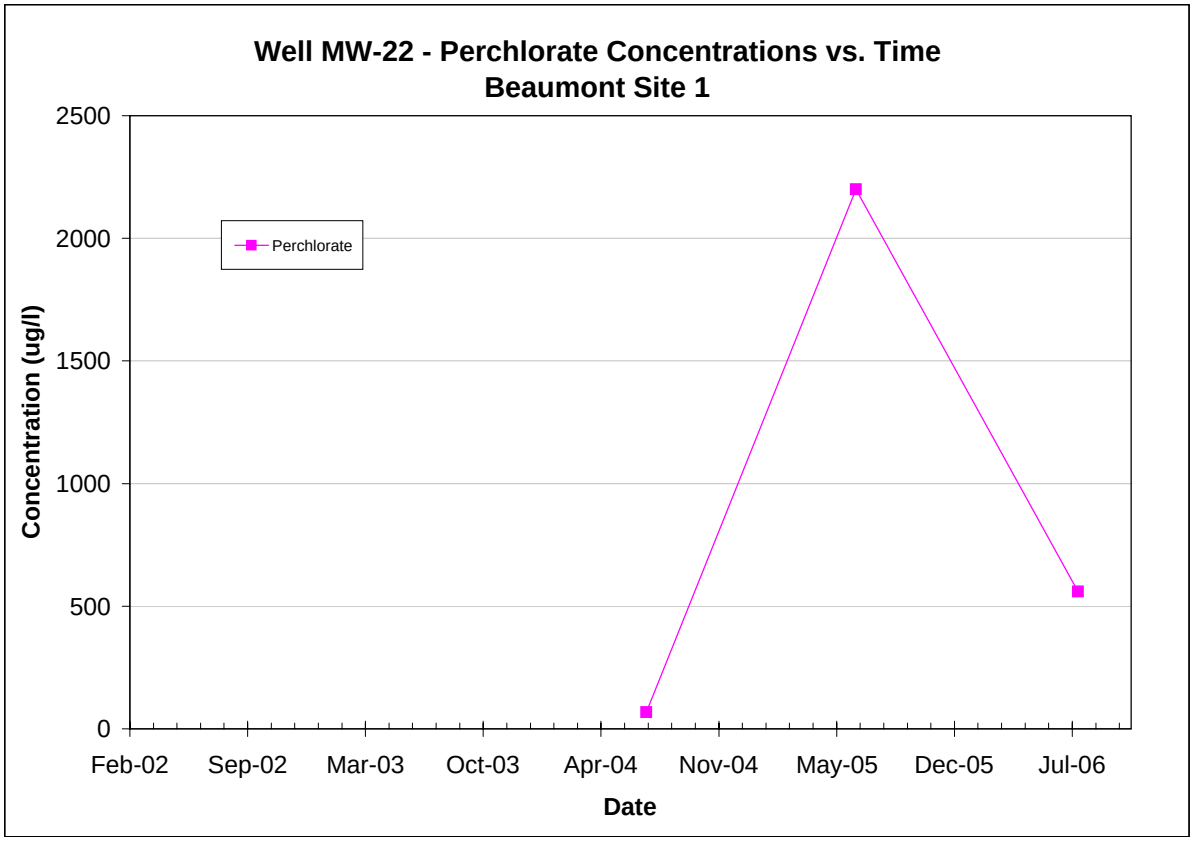

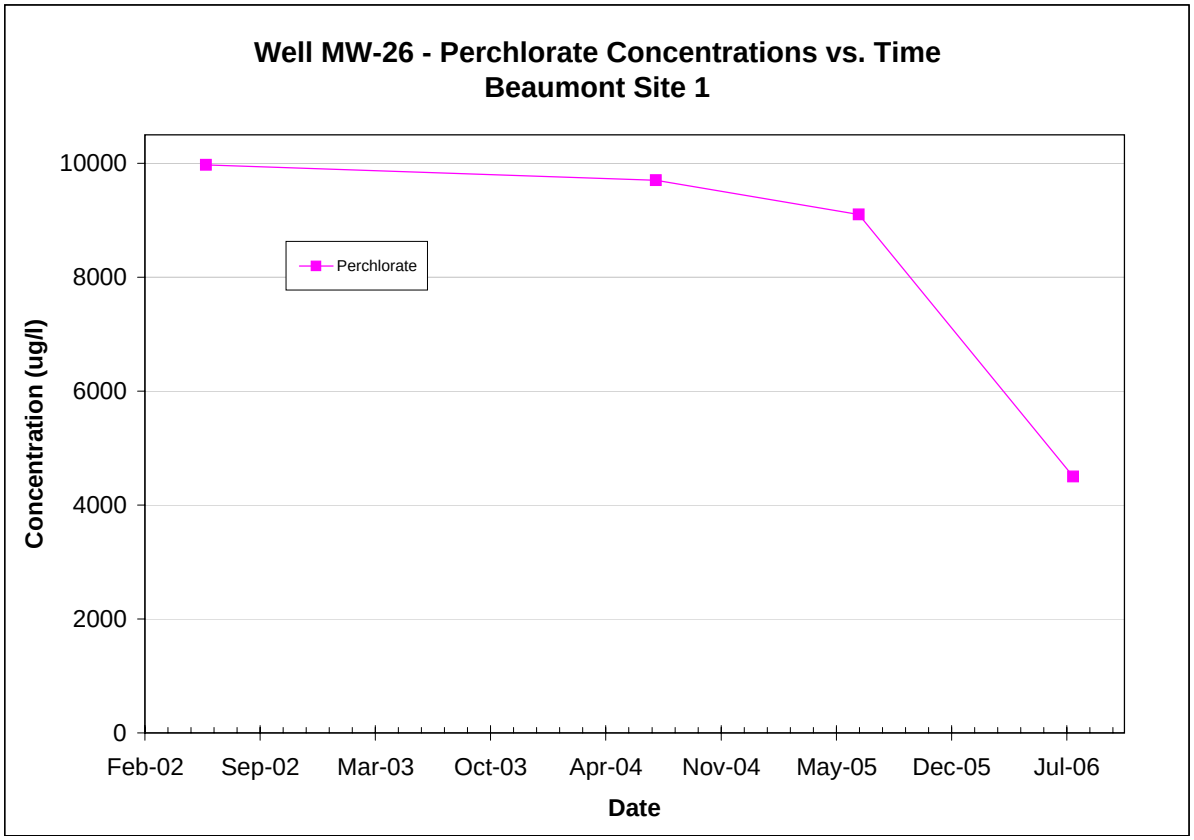

Note: All non-detections are set to zero for graphing purposes.

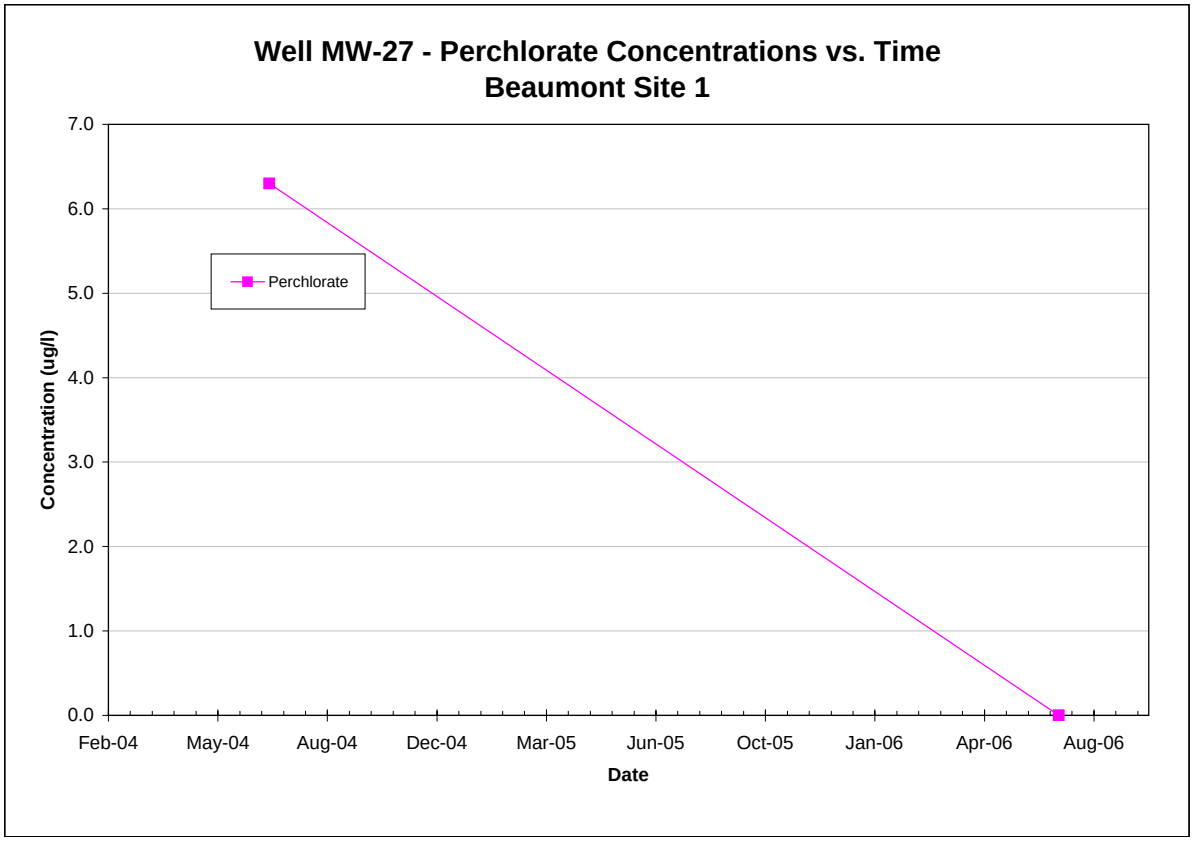

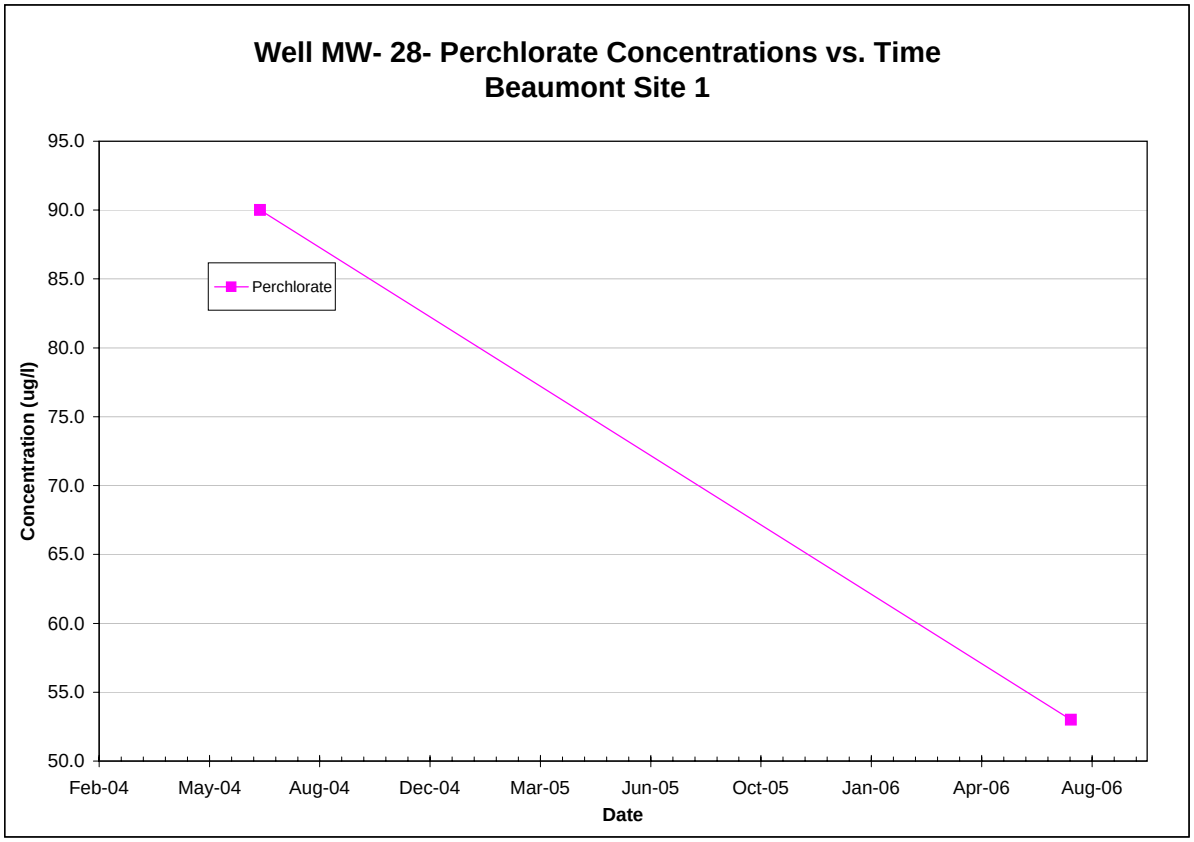

Note: All non-detections are set to zero for graphing purposes.

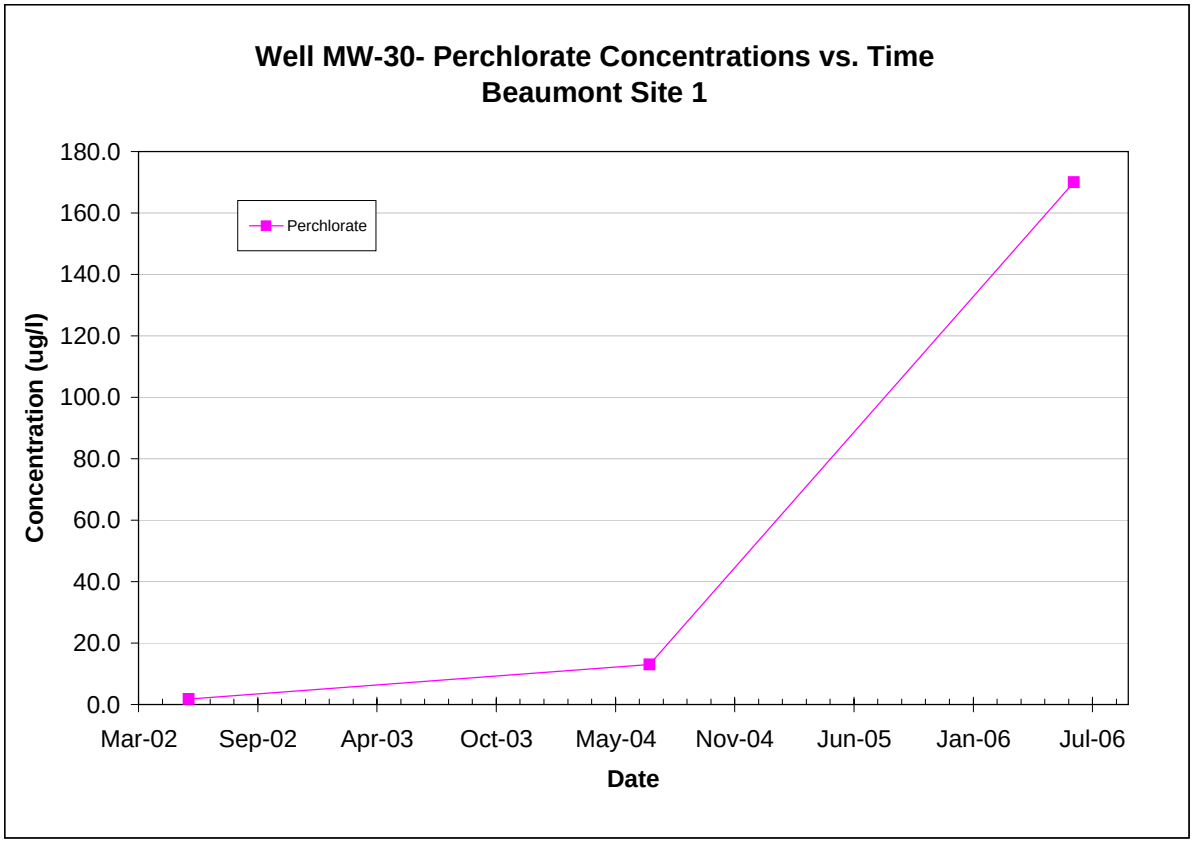

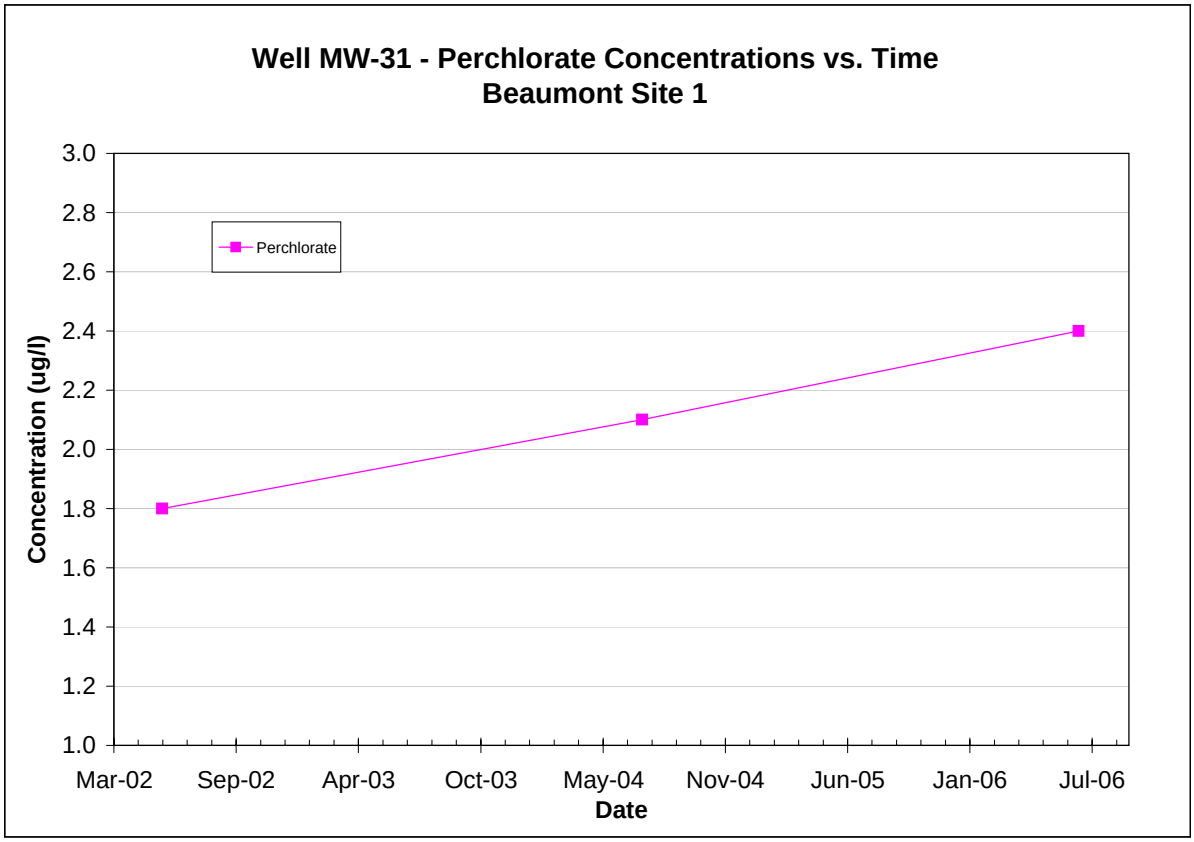

Note: All non-detections are set to zero for graphing purposes.

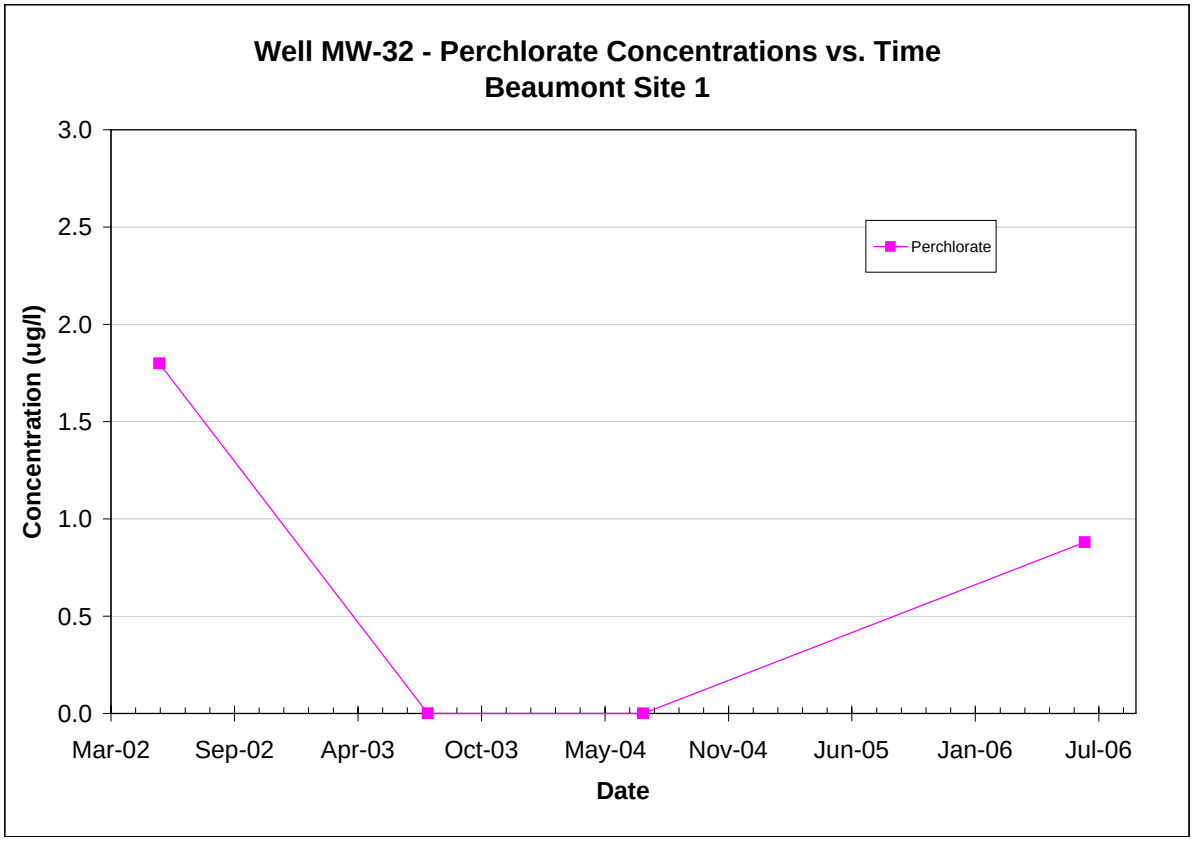

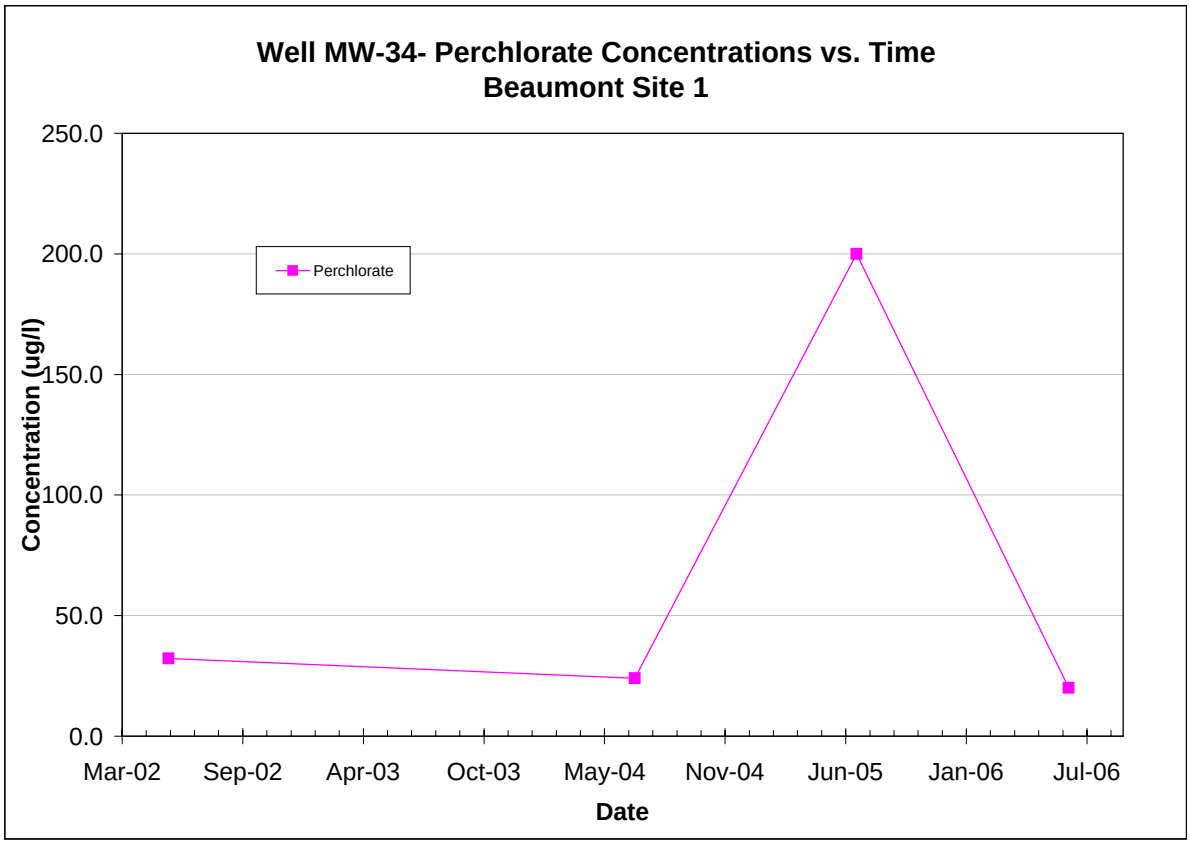

Note: All non-detections are set to zero for graphing purposes.

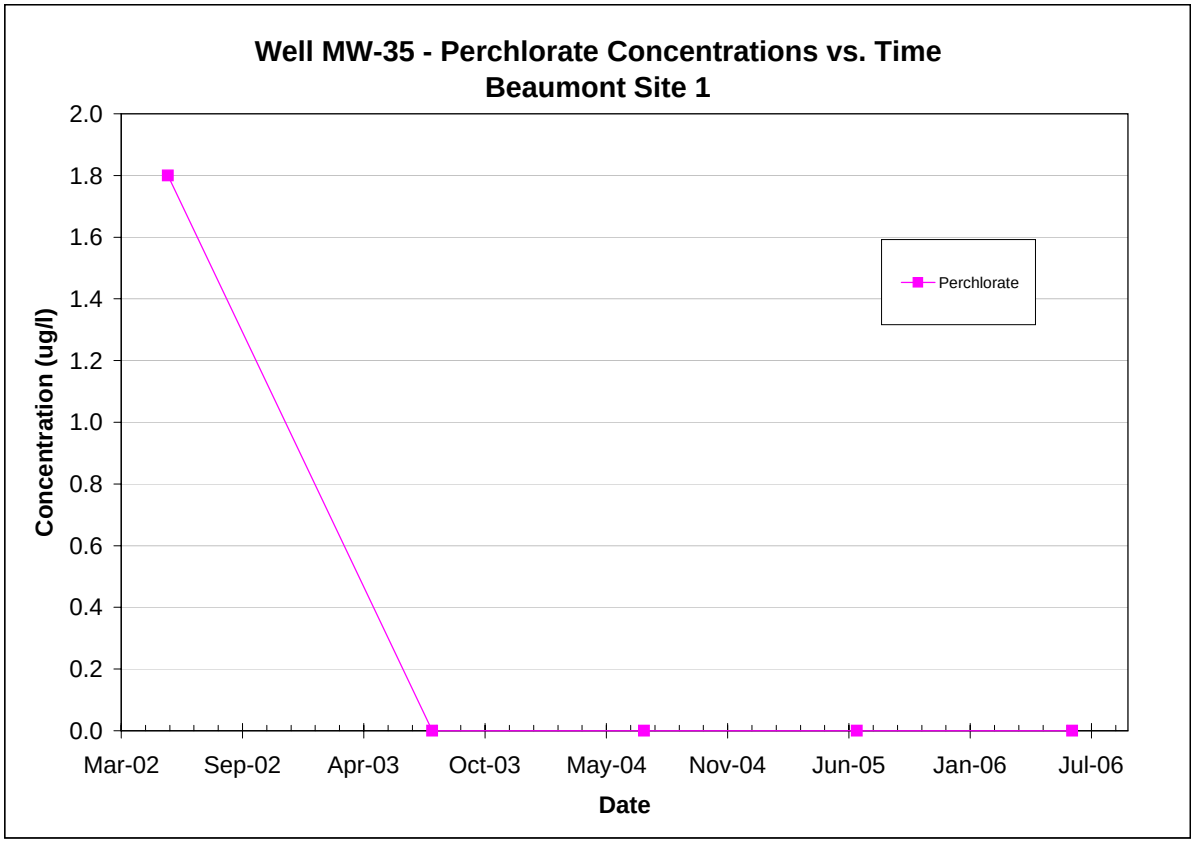

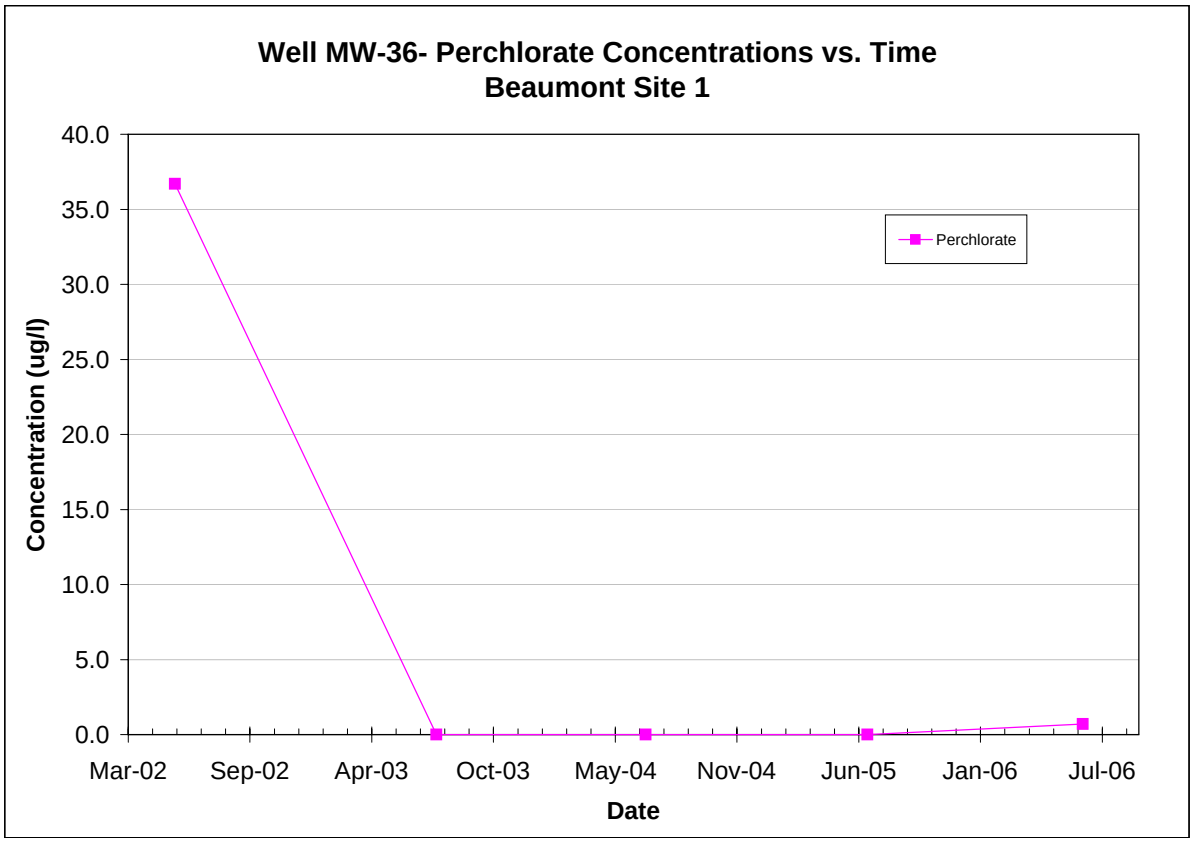

Note: All non-detections are set to zero for graphing purposes.

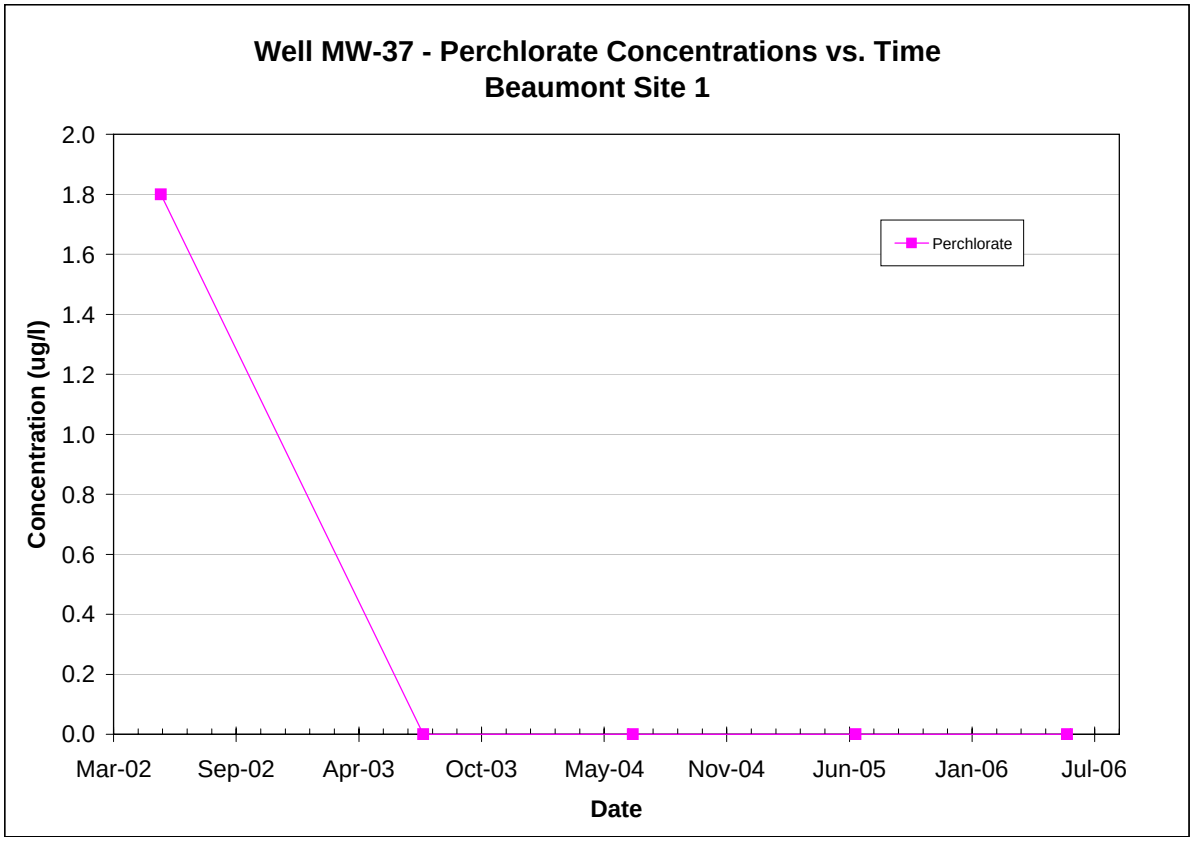

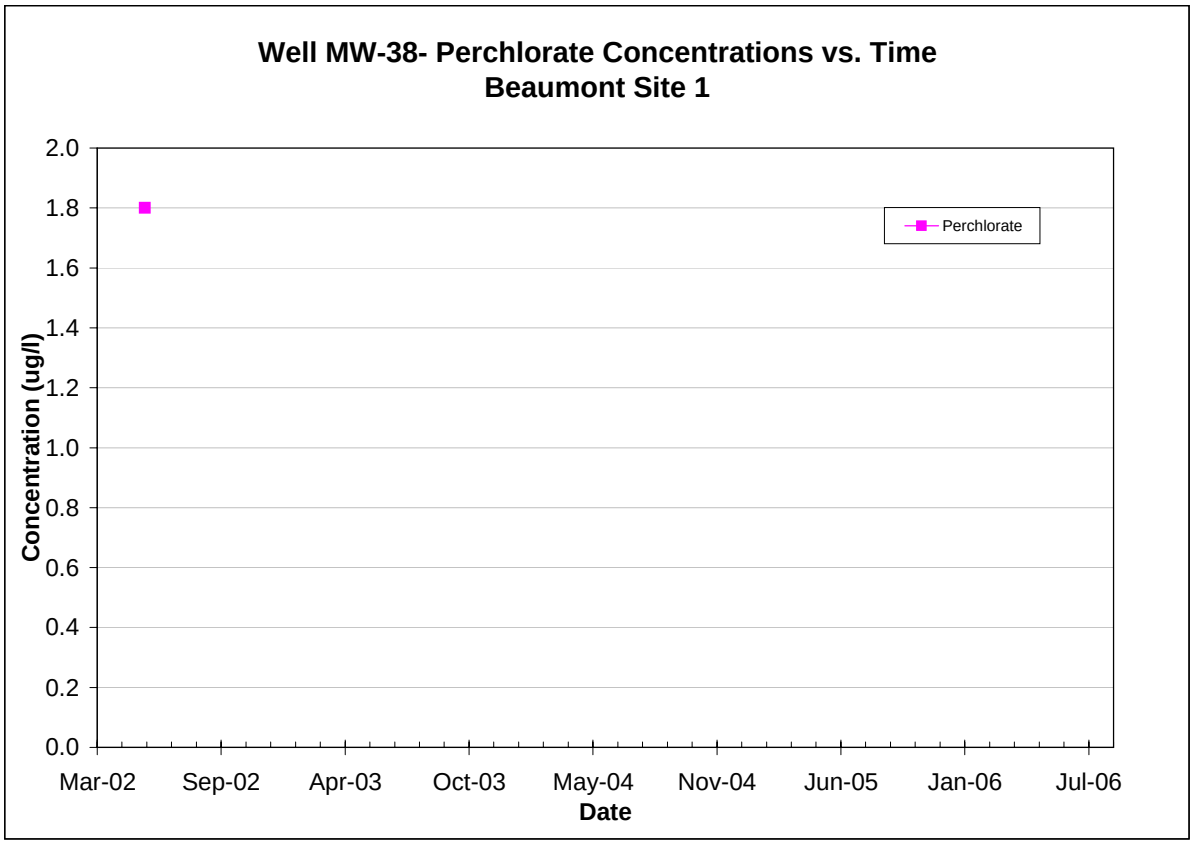

Note: All non-detections are set to zero for graphing purposes.

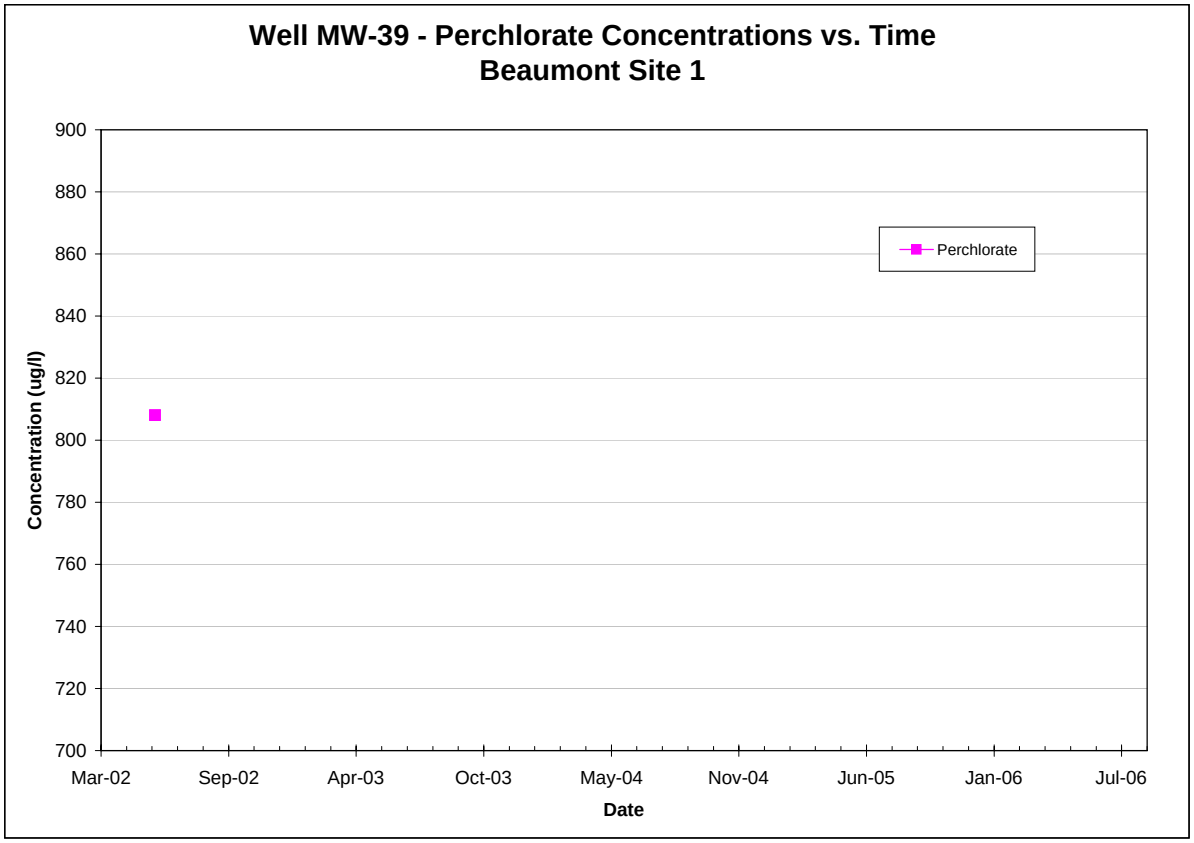

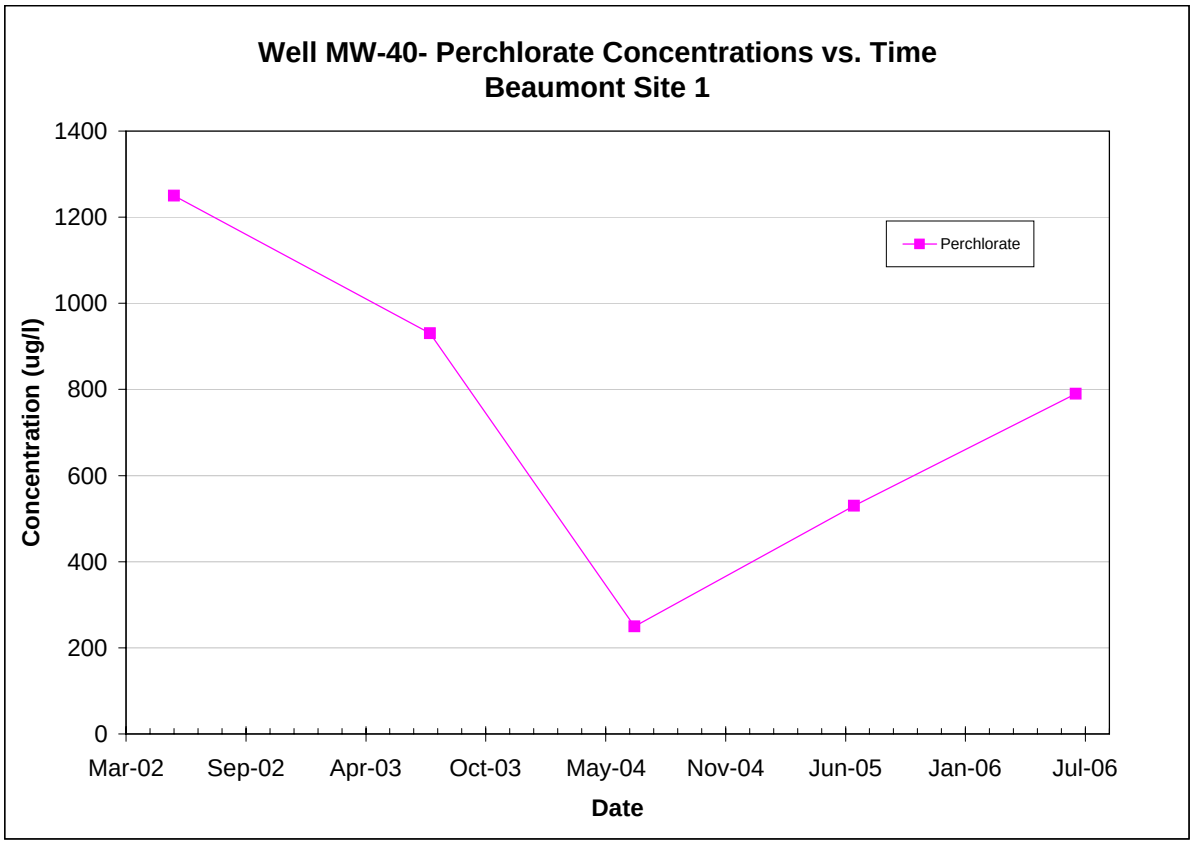

Note: All non-detections are set to zero for graphing purposes.

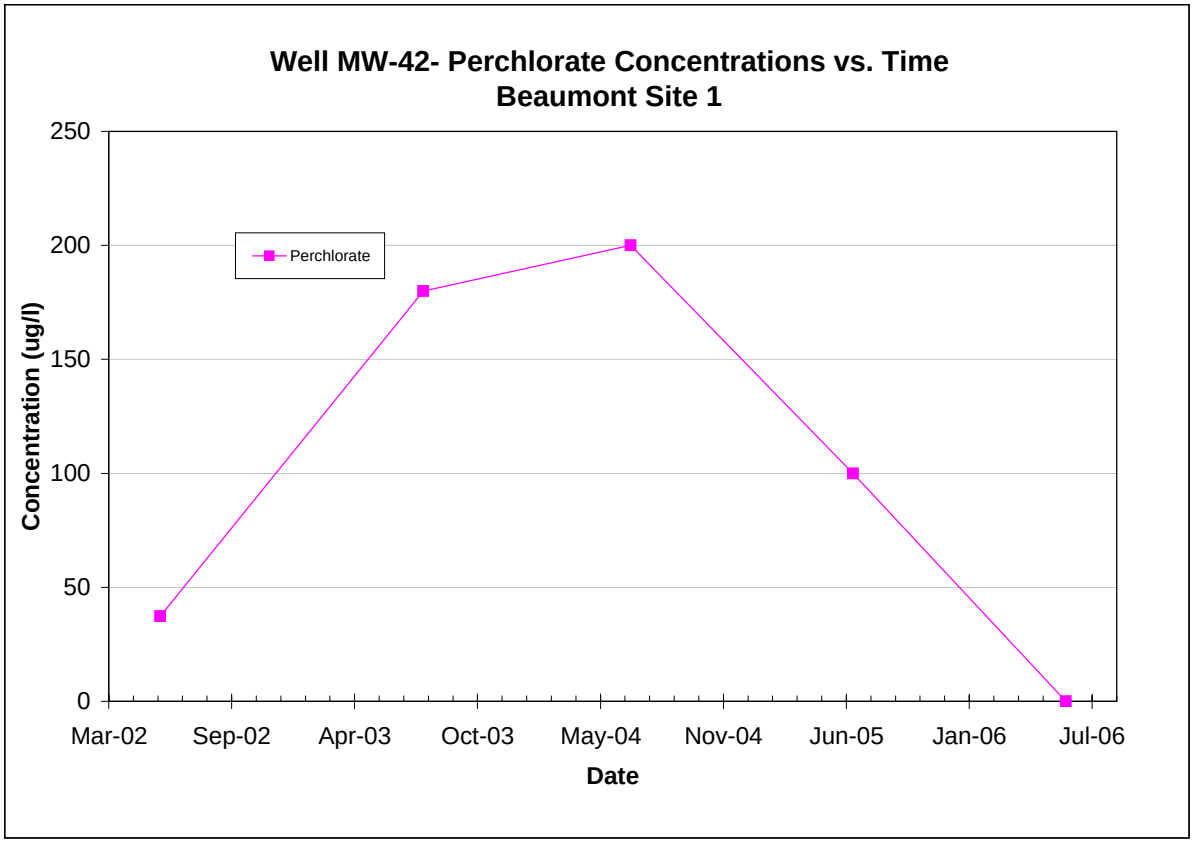

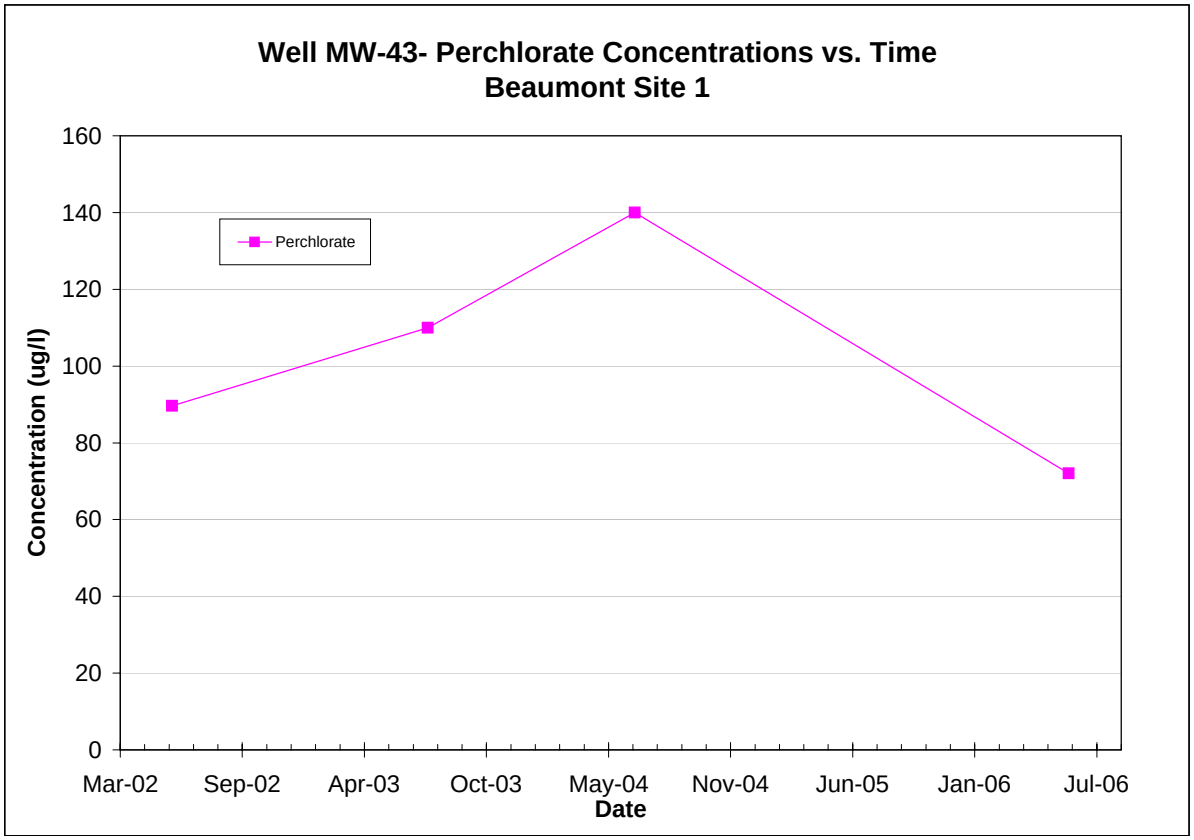

Note: All non-detections are set to zero for graphing purposes.

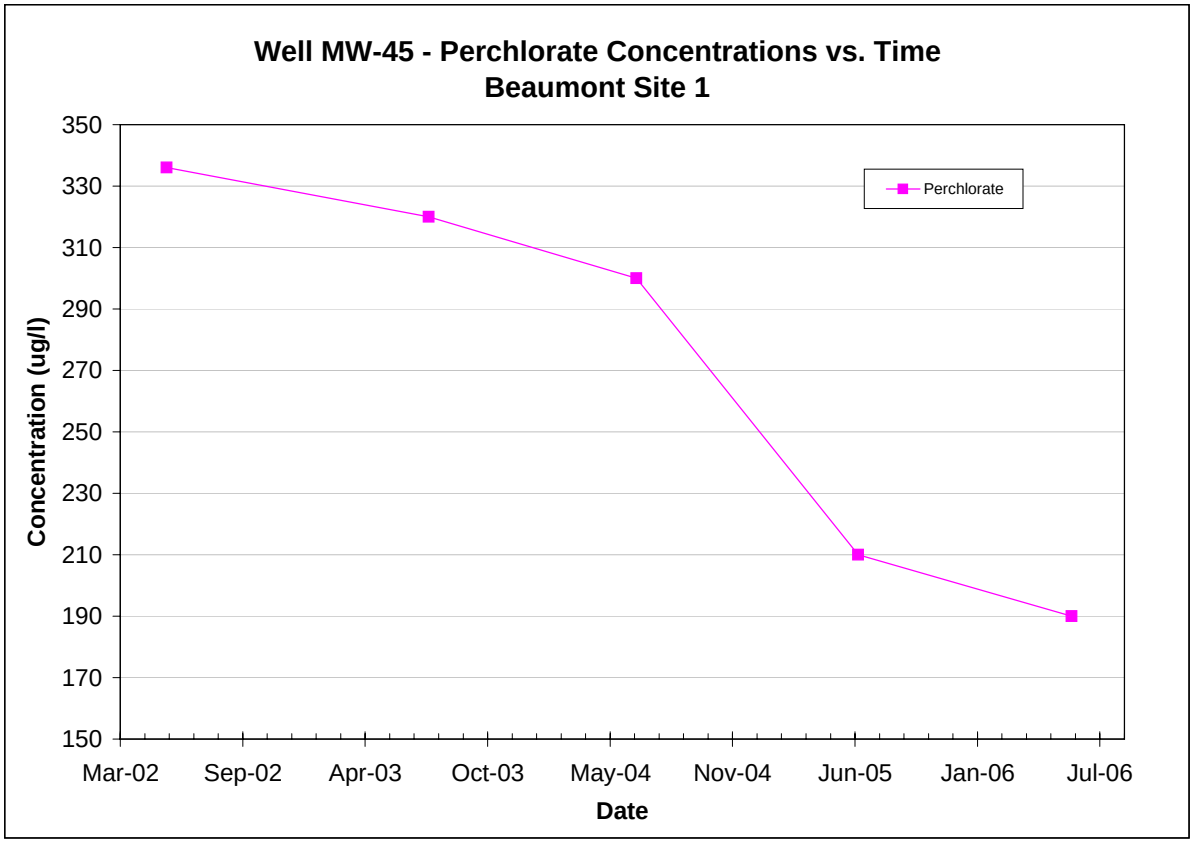

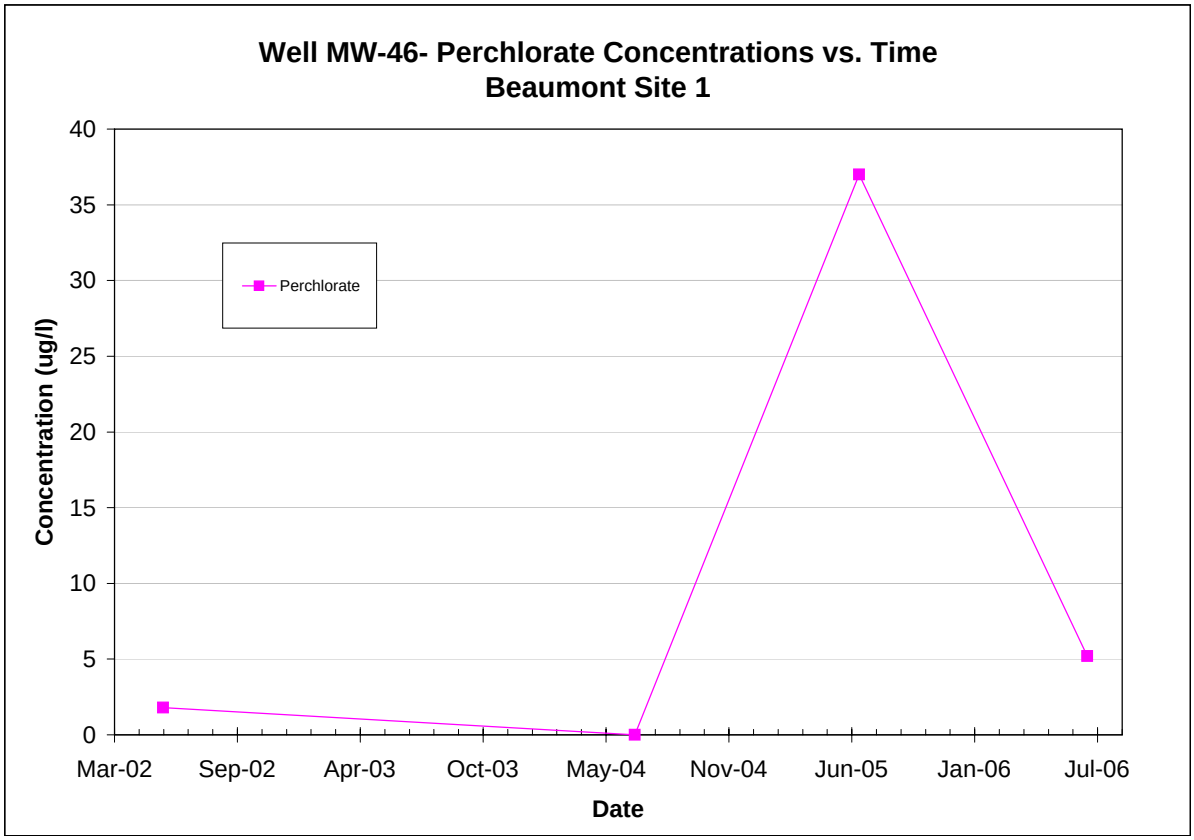

Note: All non-detections are set to zero for graphing purposes.

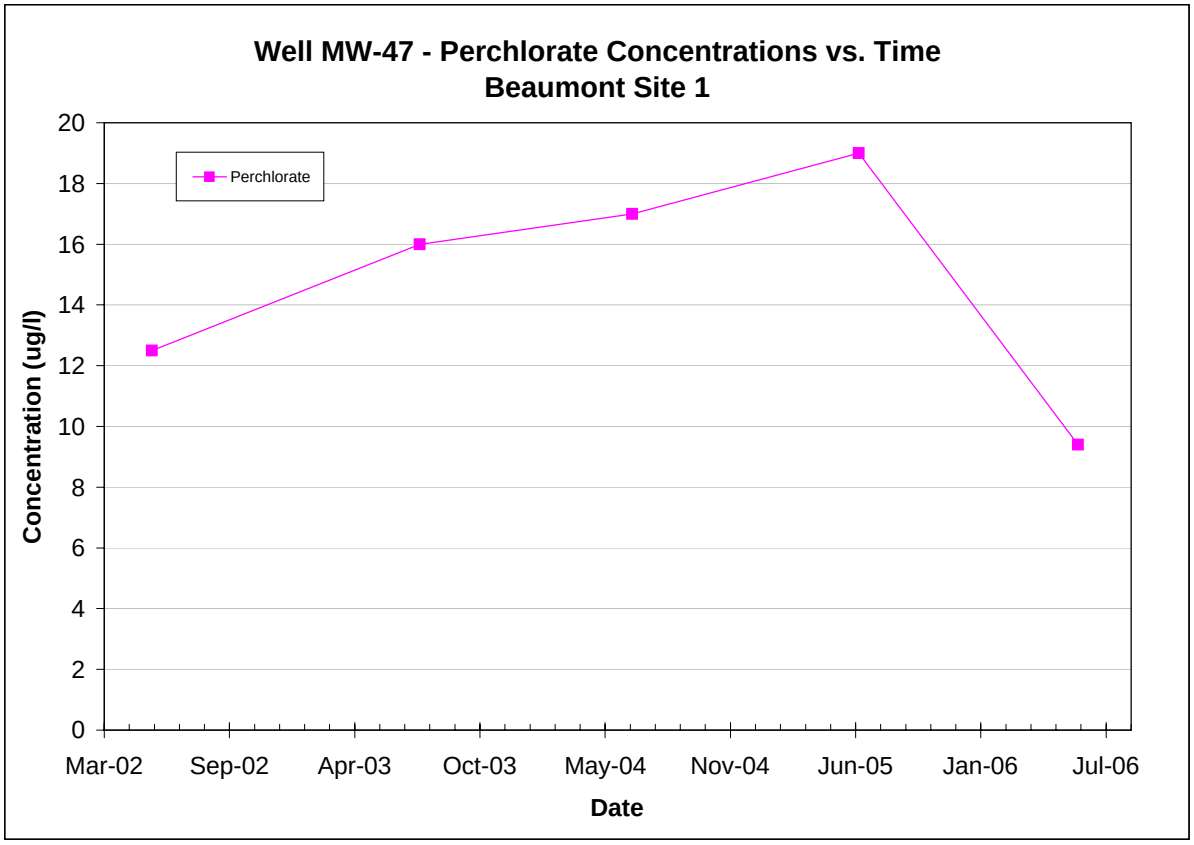

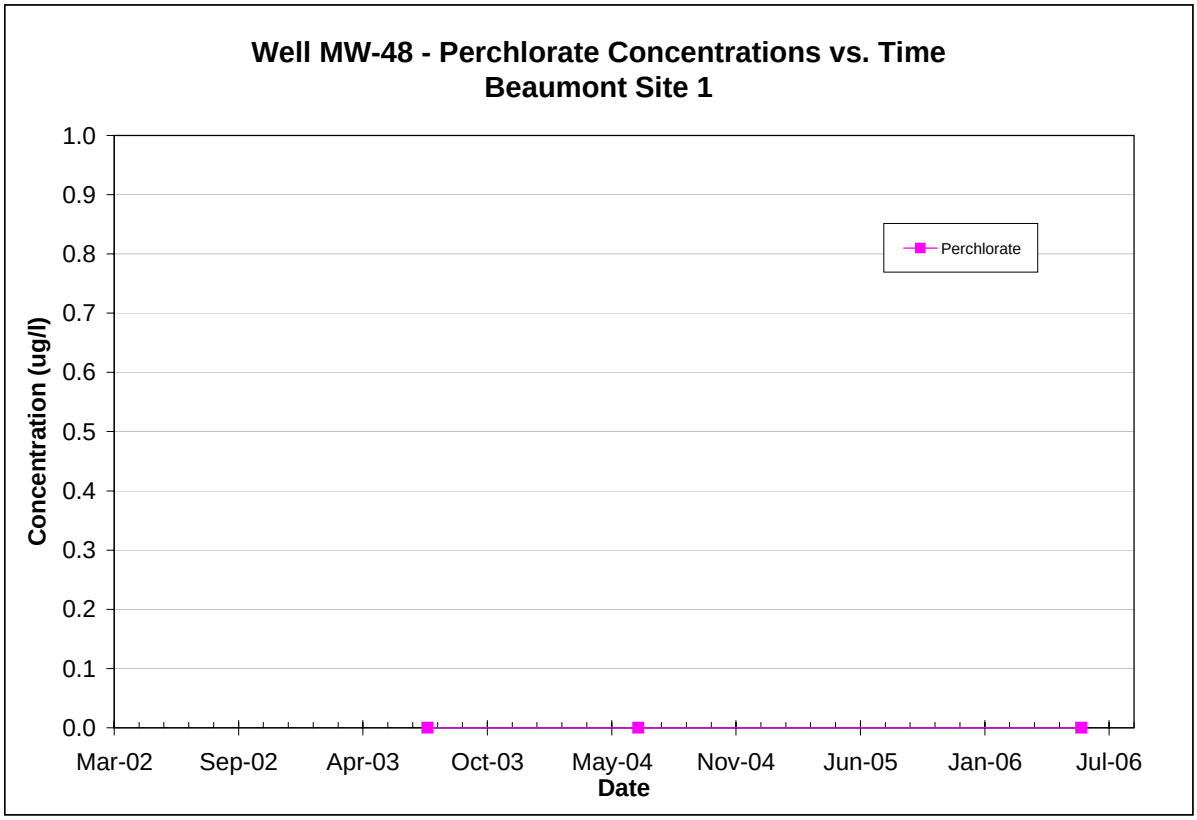

Note: All non-detections are set to zero for graphing purposes.

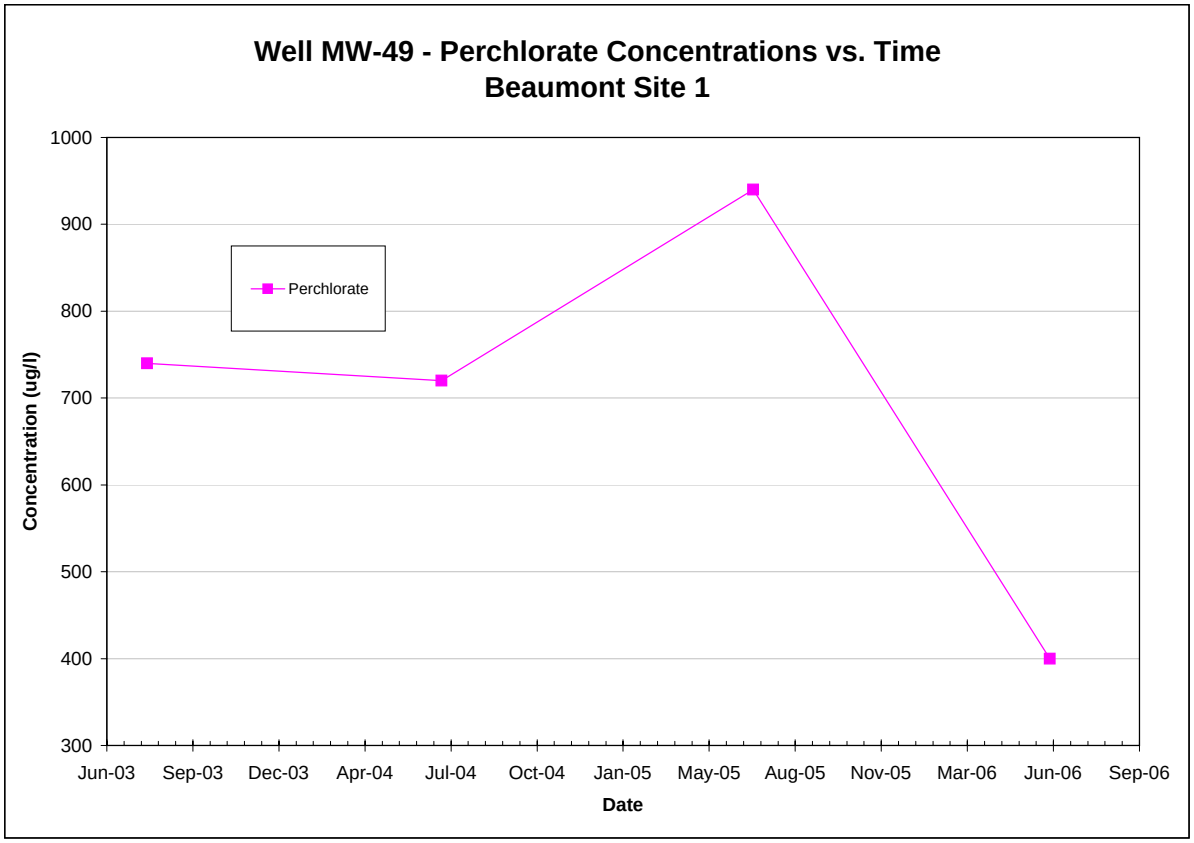

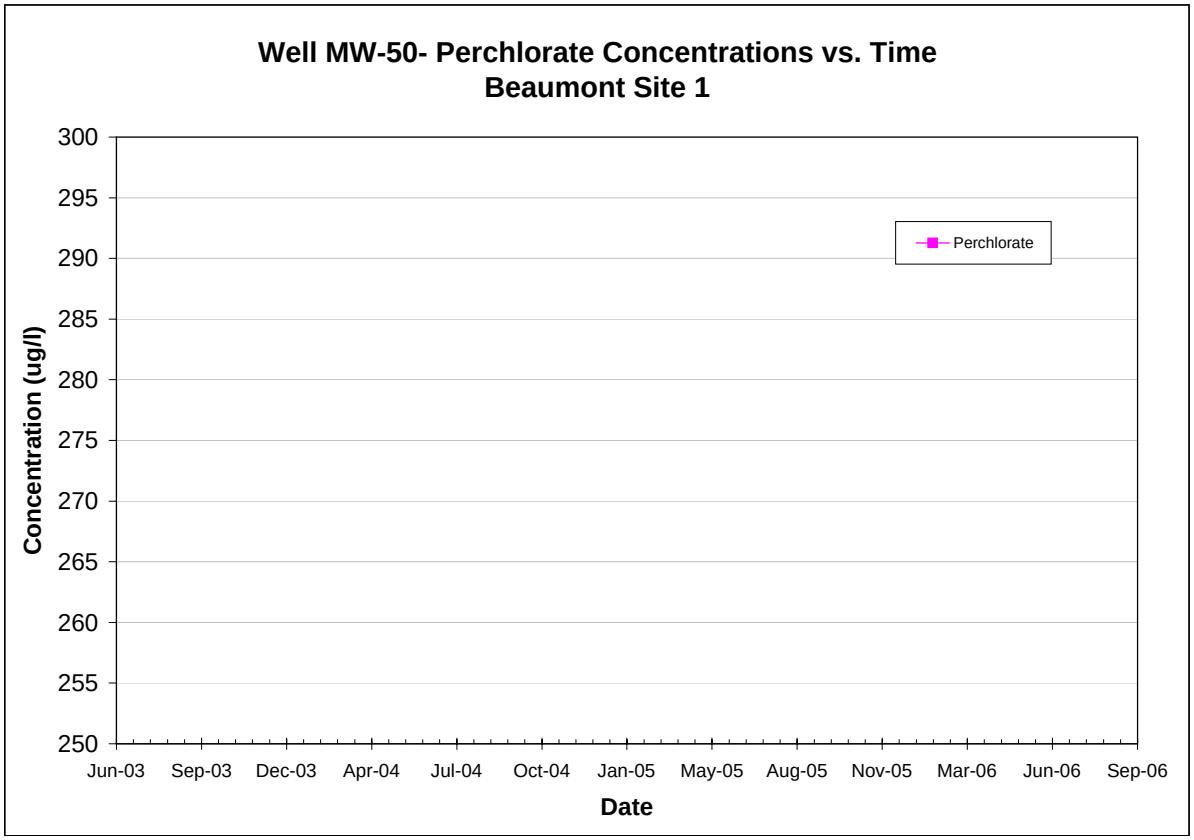

Note: All non-detections are set to zero for graphing purposes.

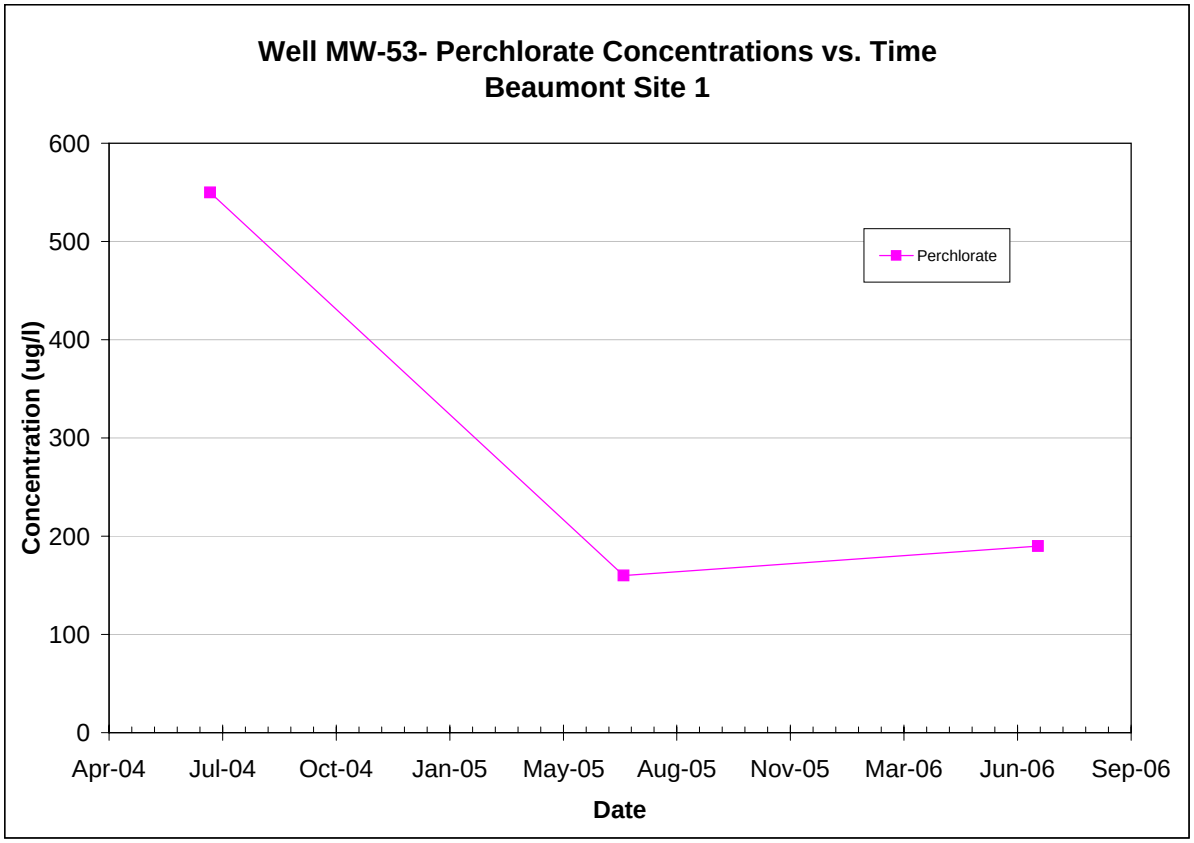

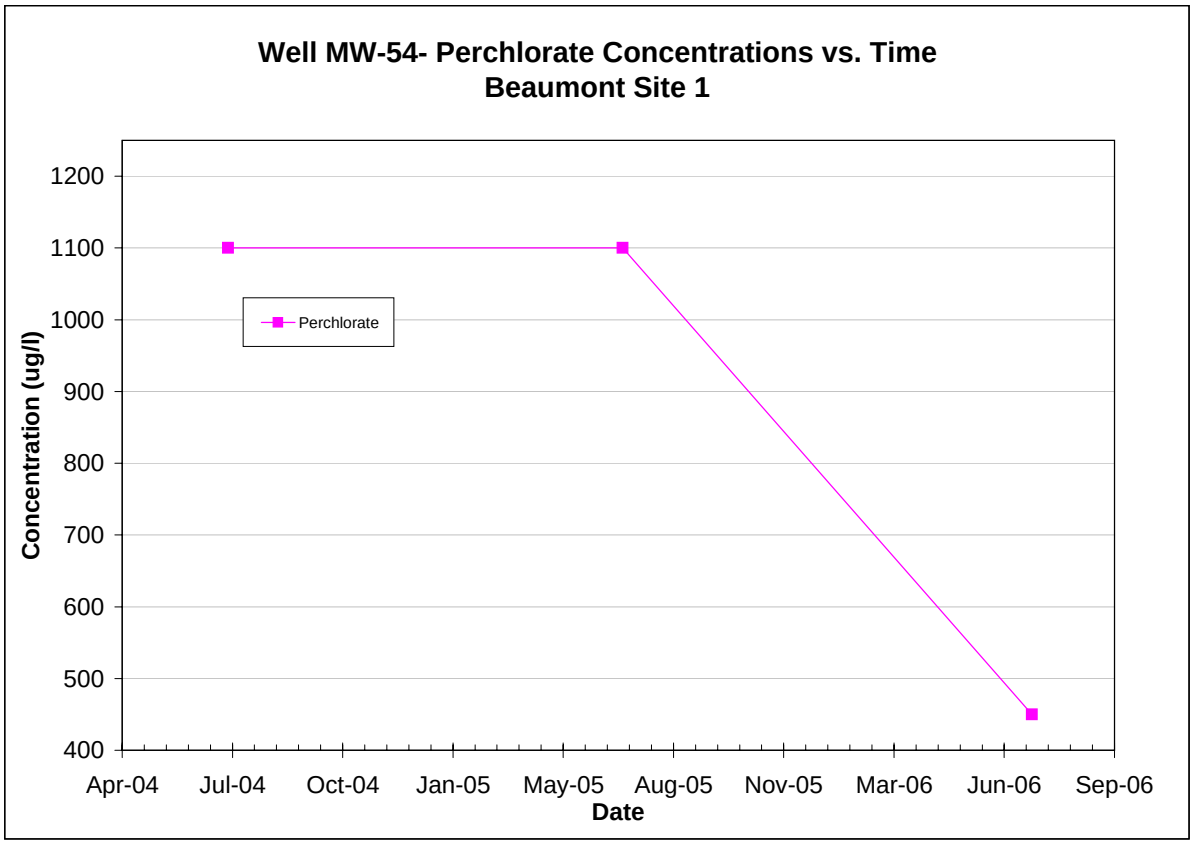

Note: All non-detections are set to zero for graphing purposes.

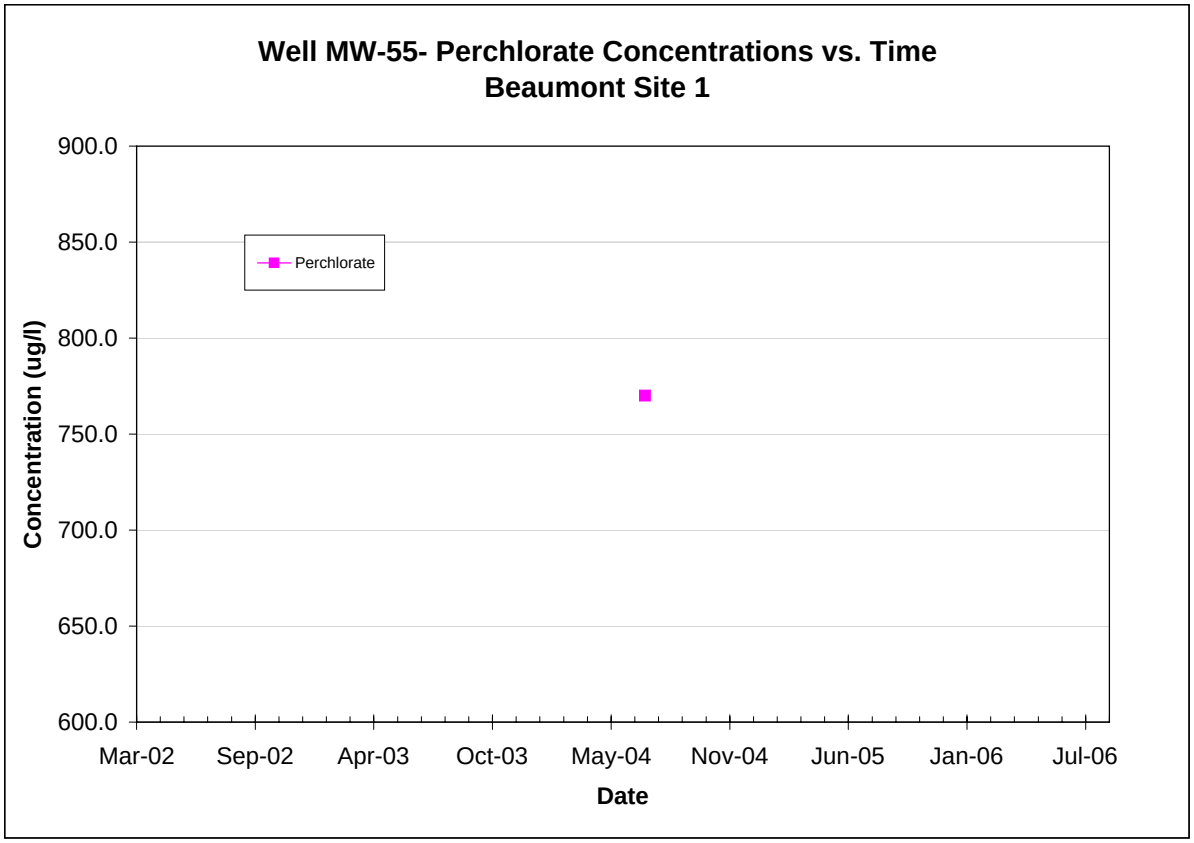

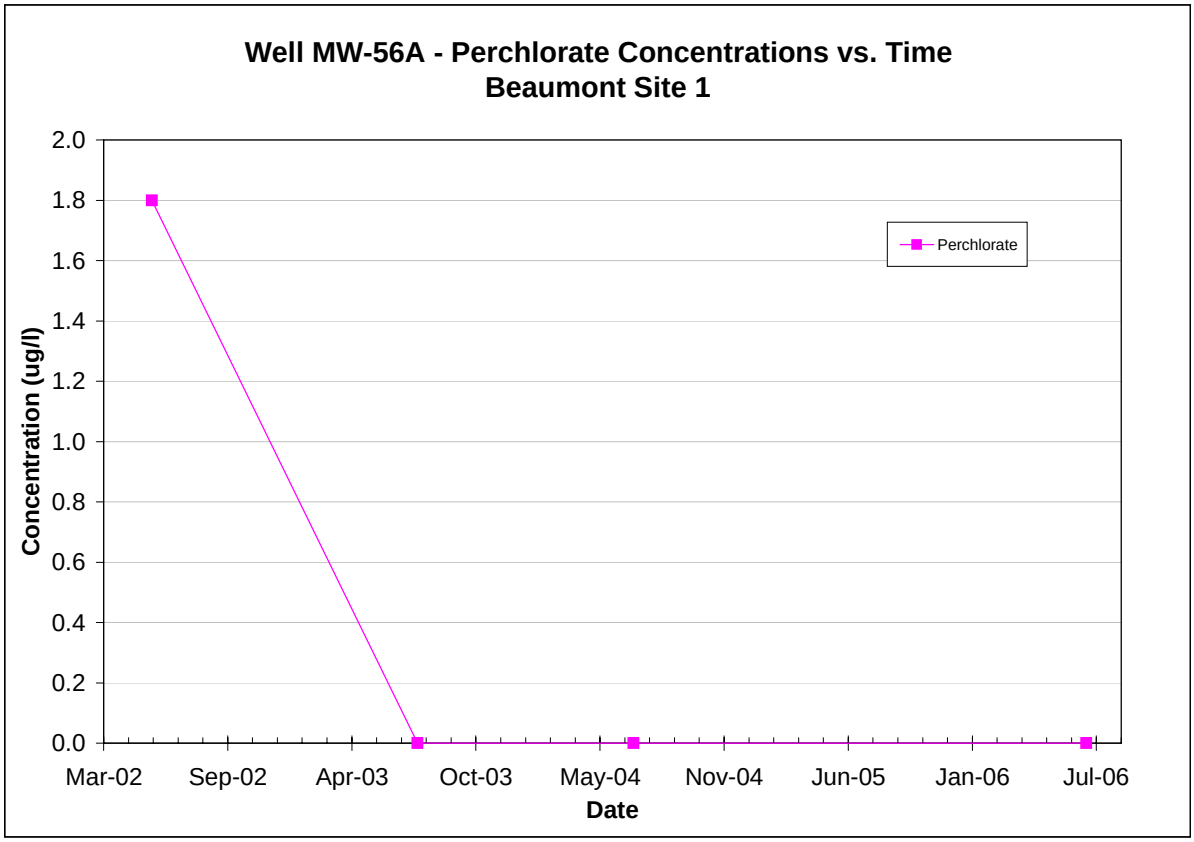

Note: All non-detections are set to zero for graphing purposes.

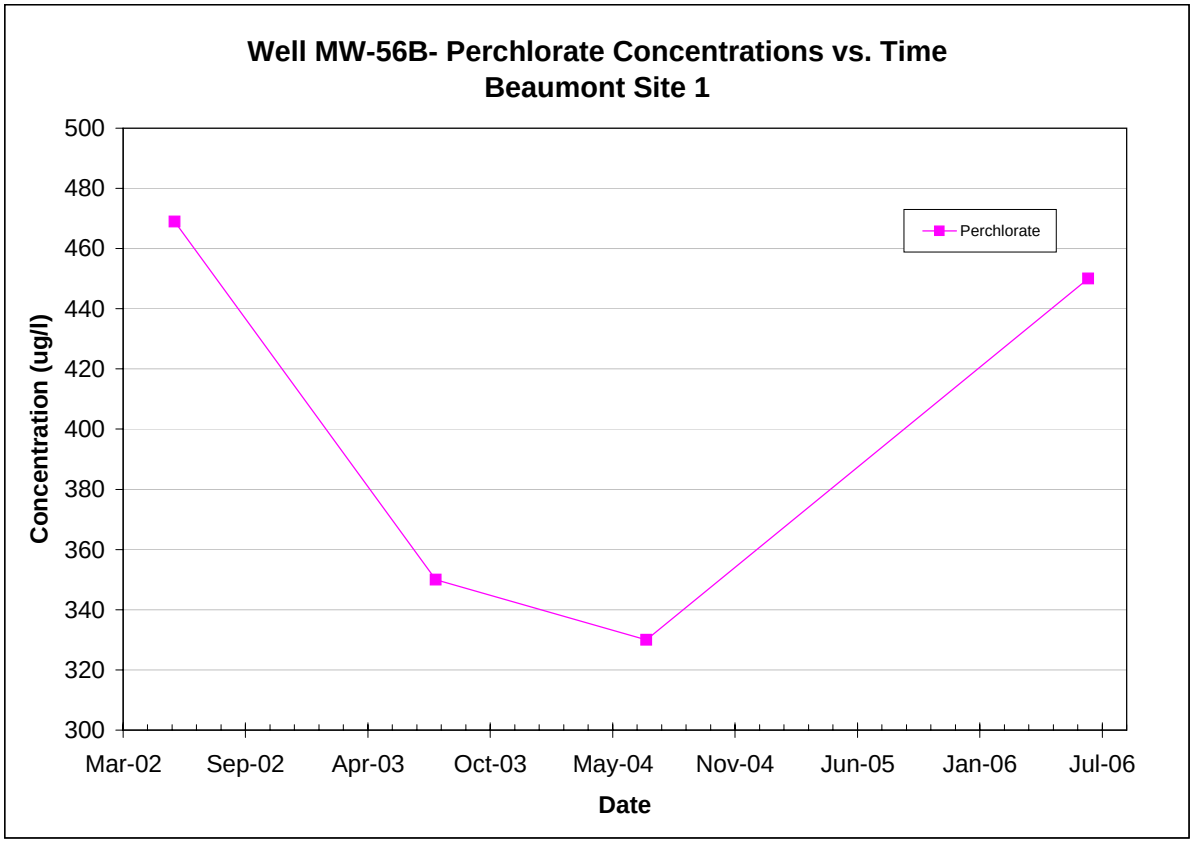

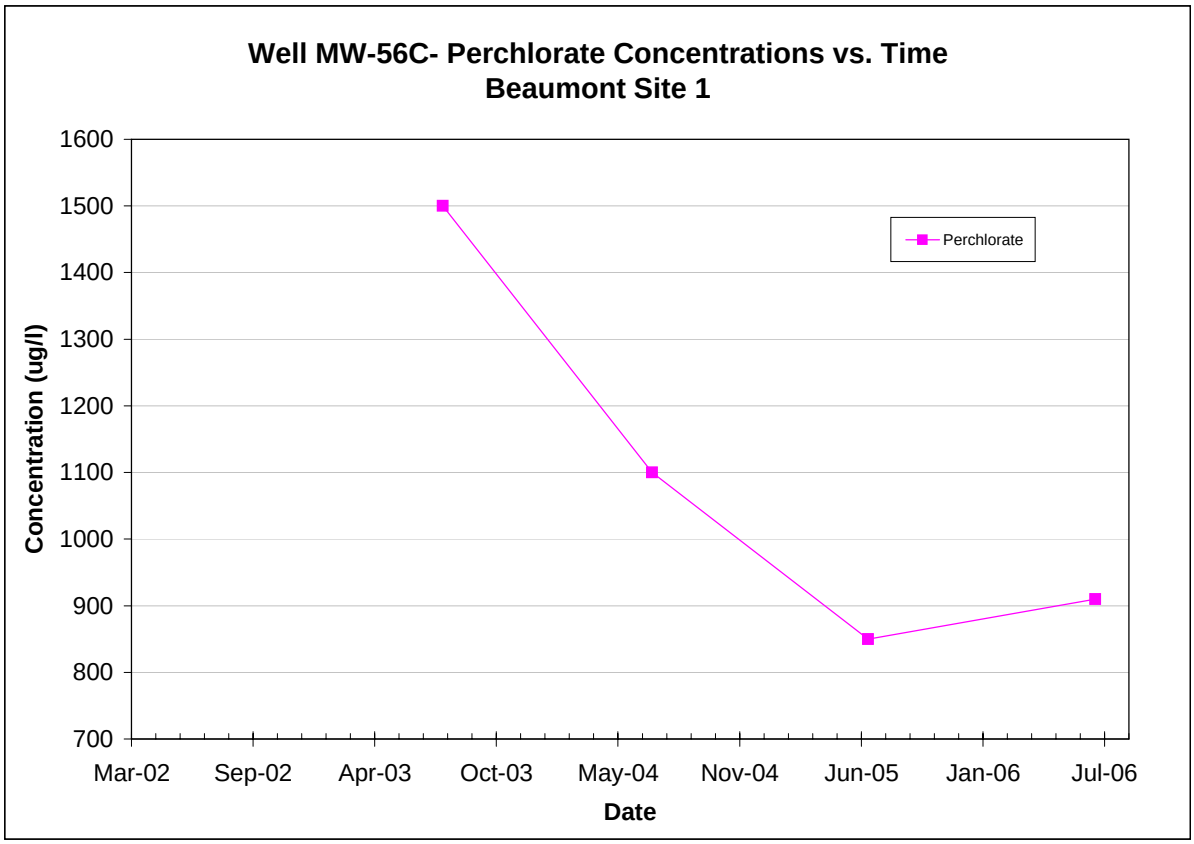

Note: All non-detections are set to zero for graphing purposes.

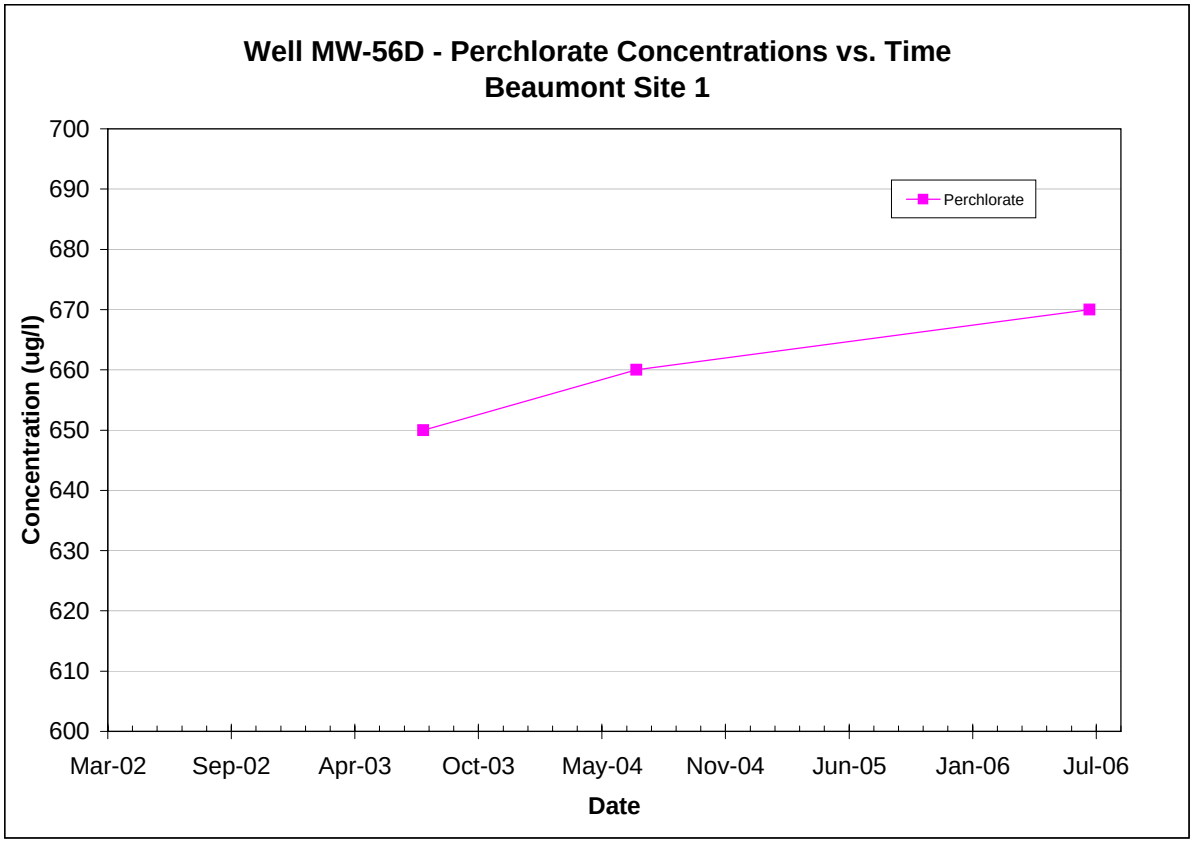

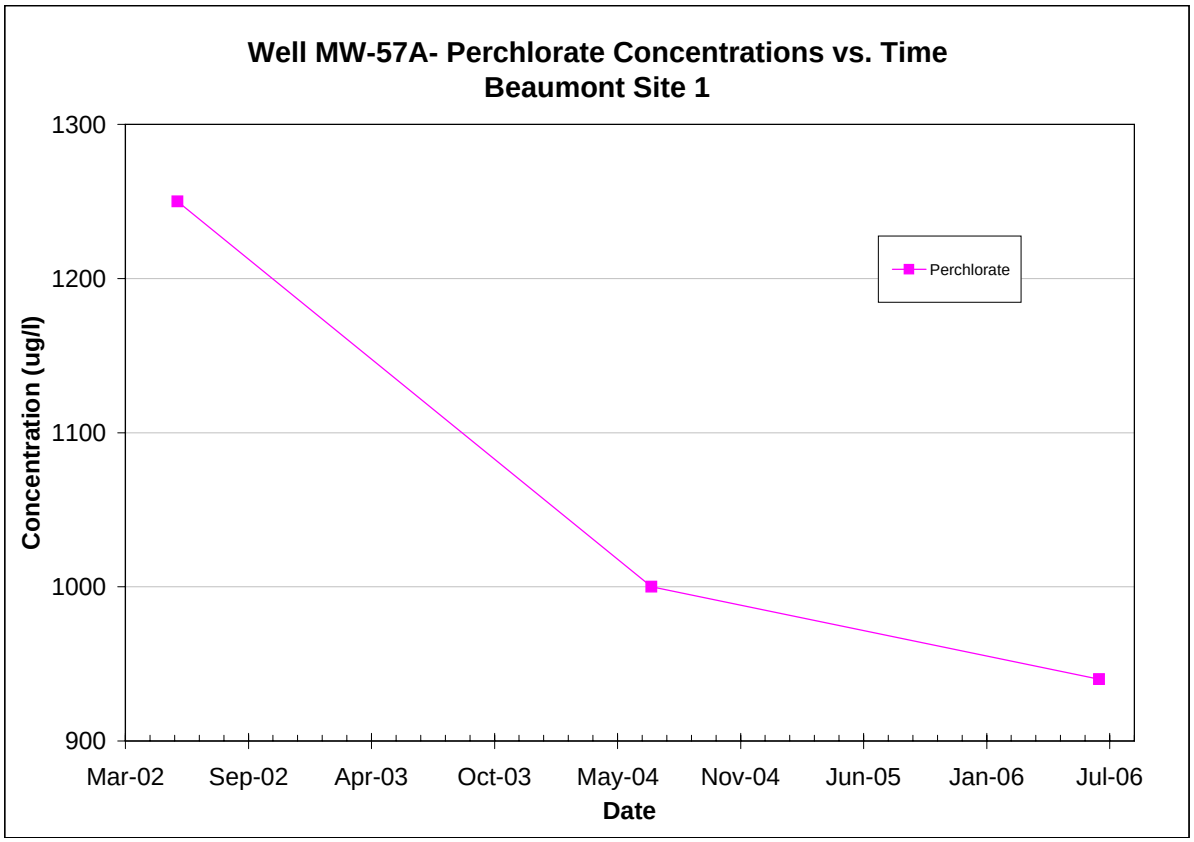

Note: All non-detections are set to zero for graphing purposes.

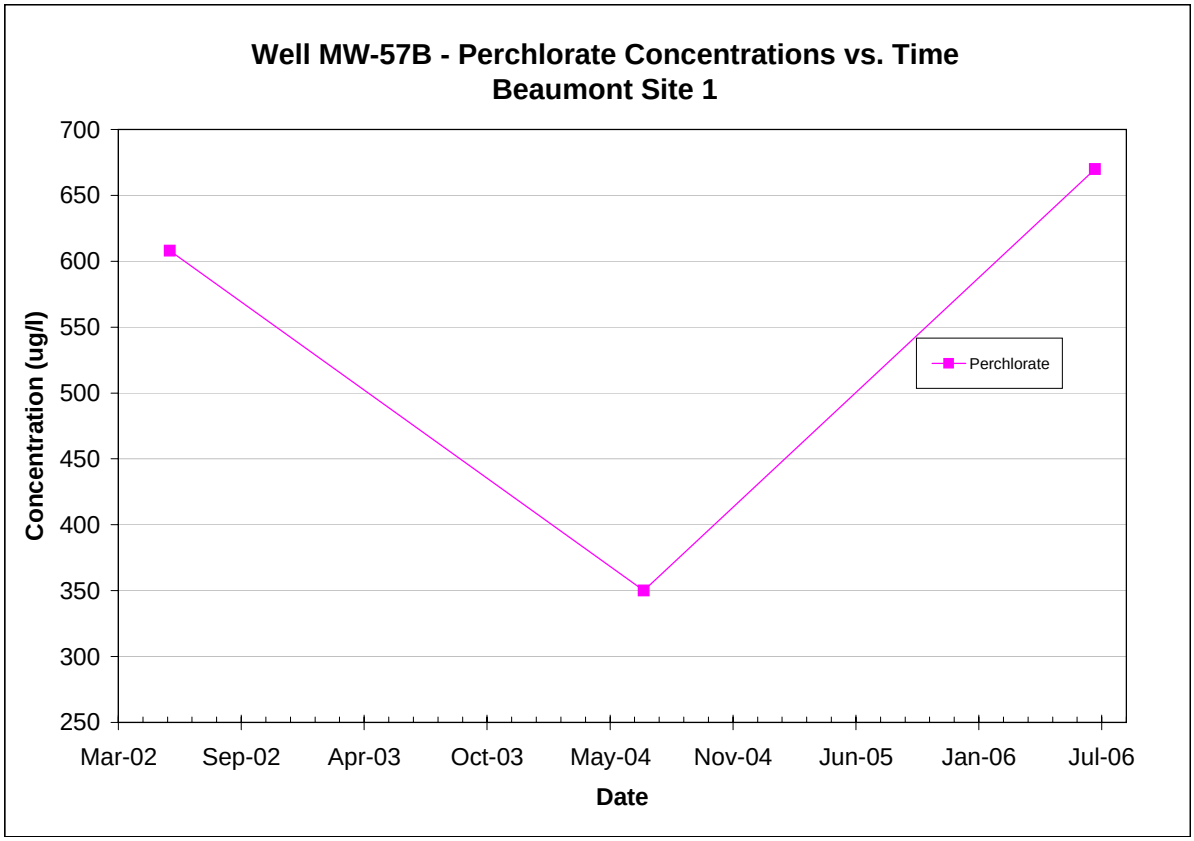

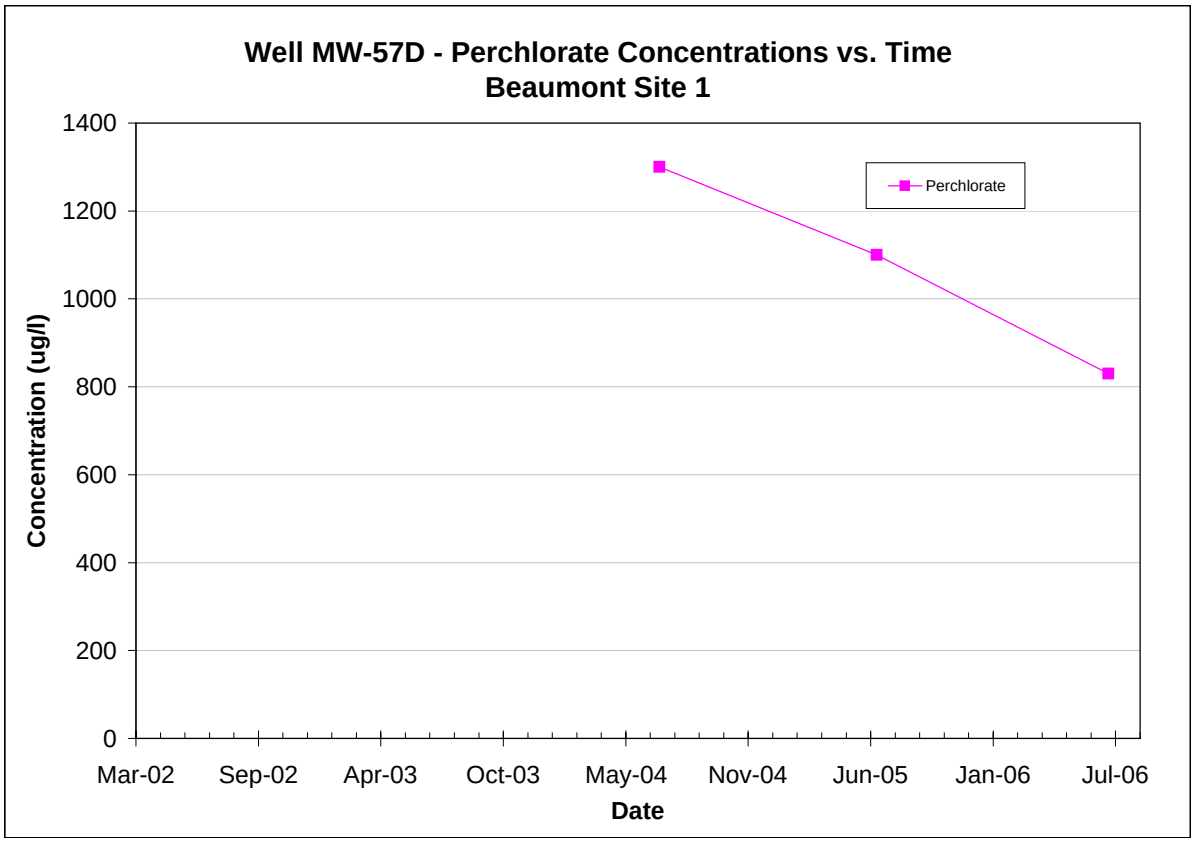

Note: All non-detections are set to zero for graphing purposes.

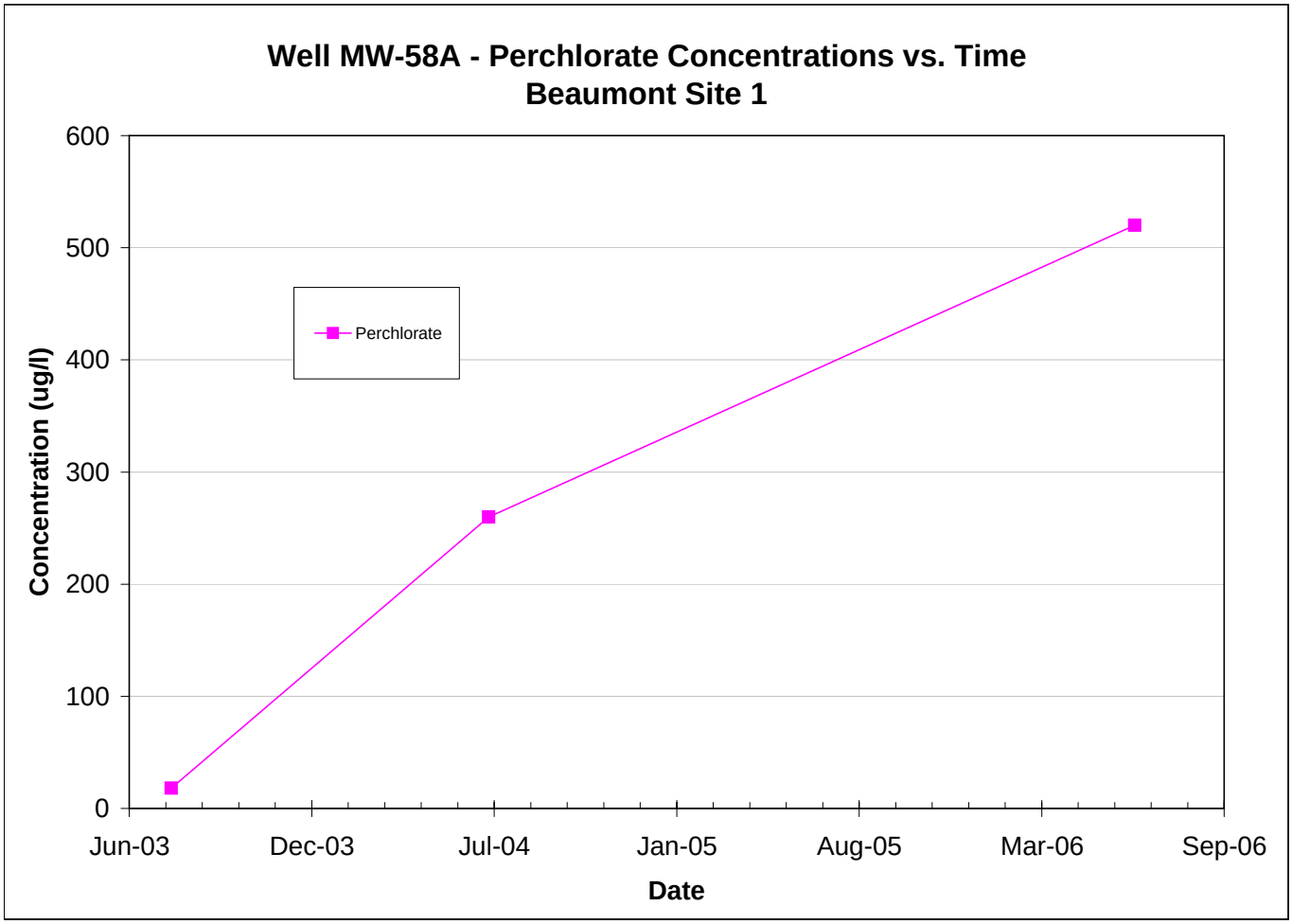

Note: All non-detections are set to zero for graphing purposes.

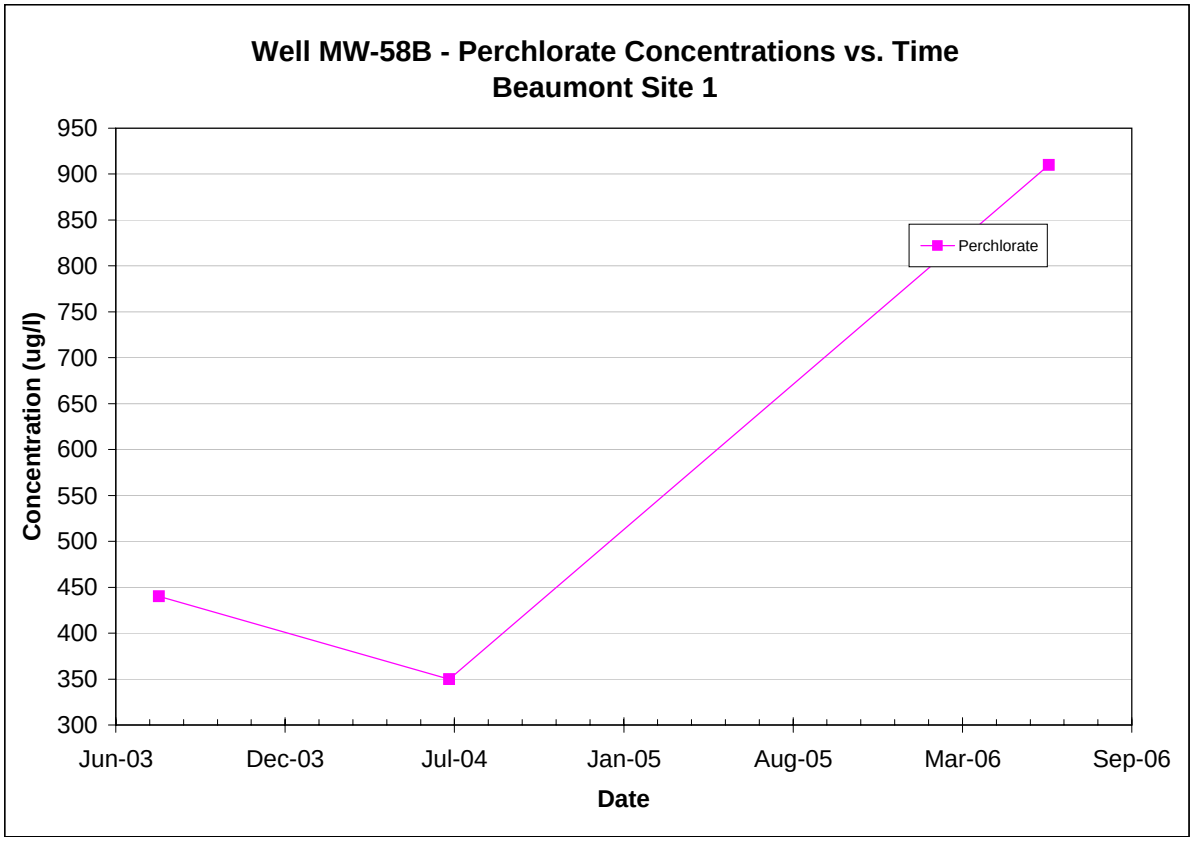

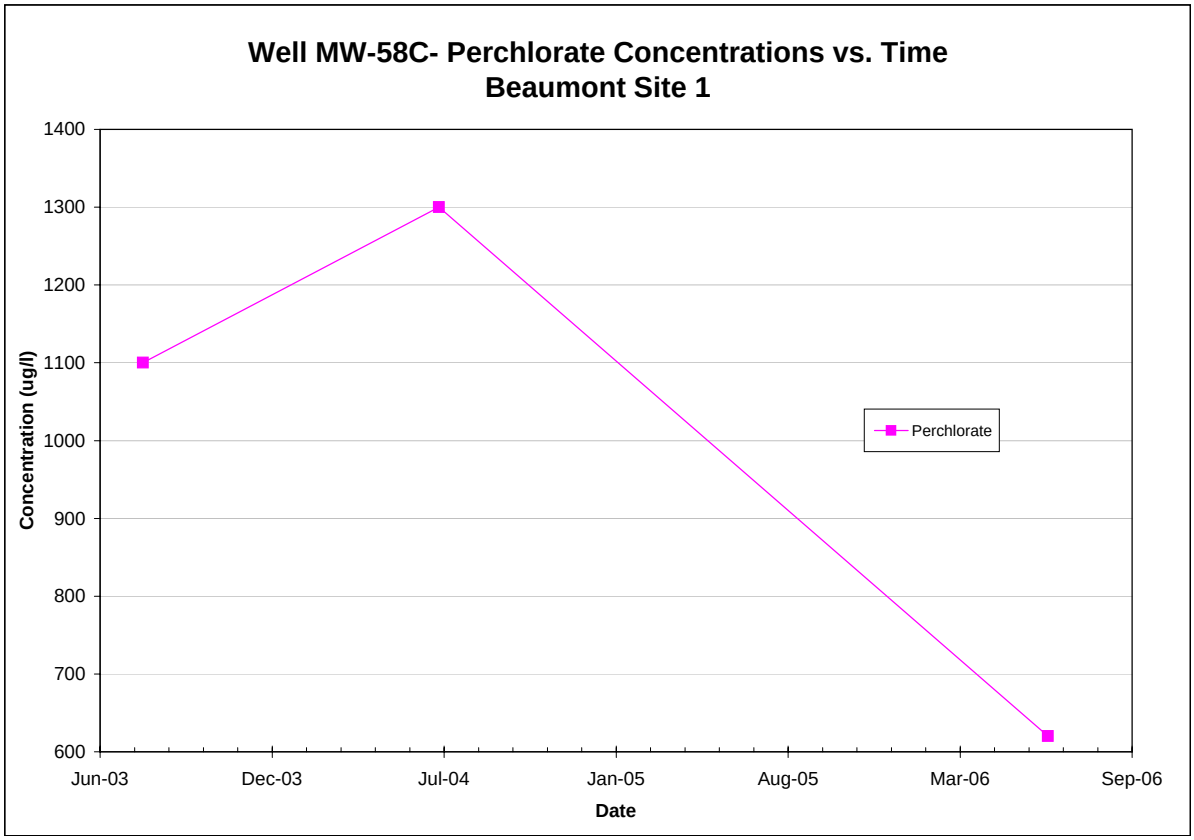

Note: All non-detections are set to zero for graphing purposes.

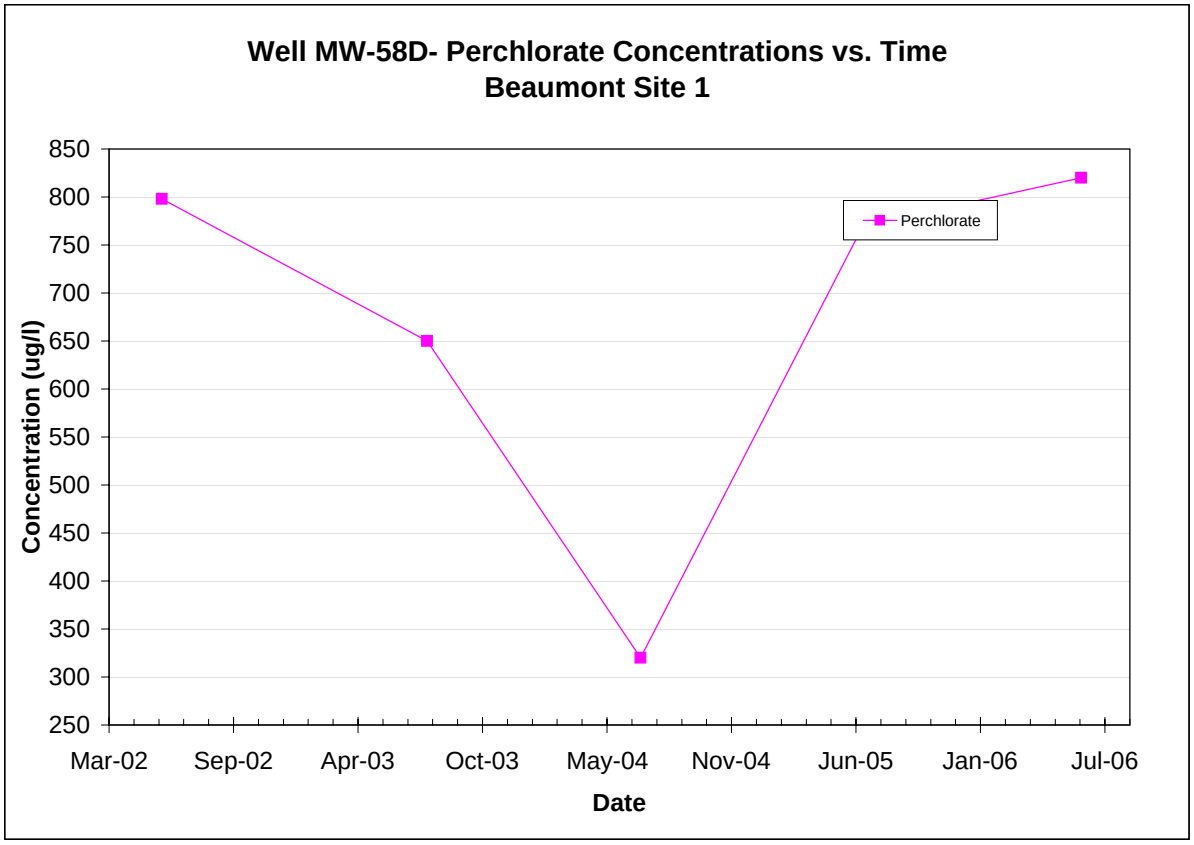

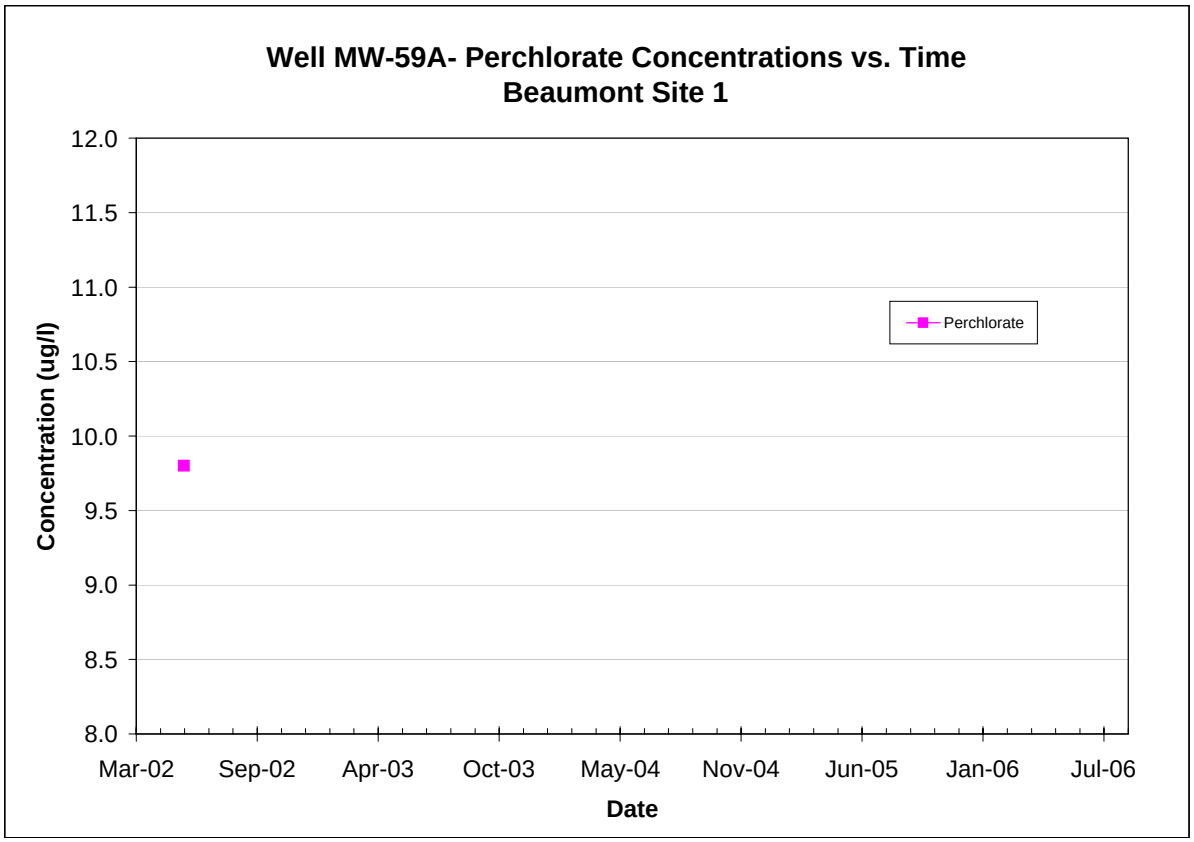

Note: All non-detections are set to zero for graphing purposes.

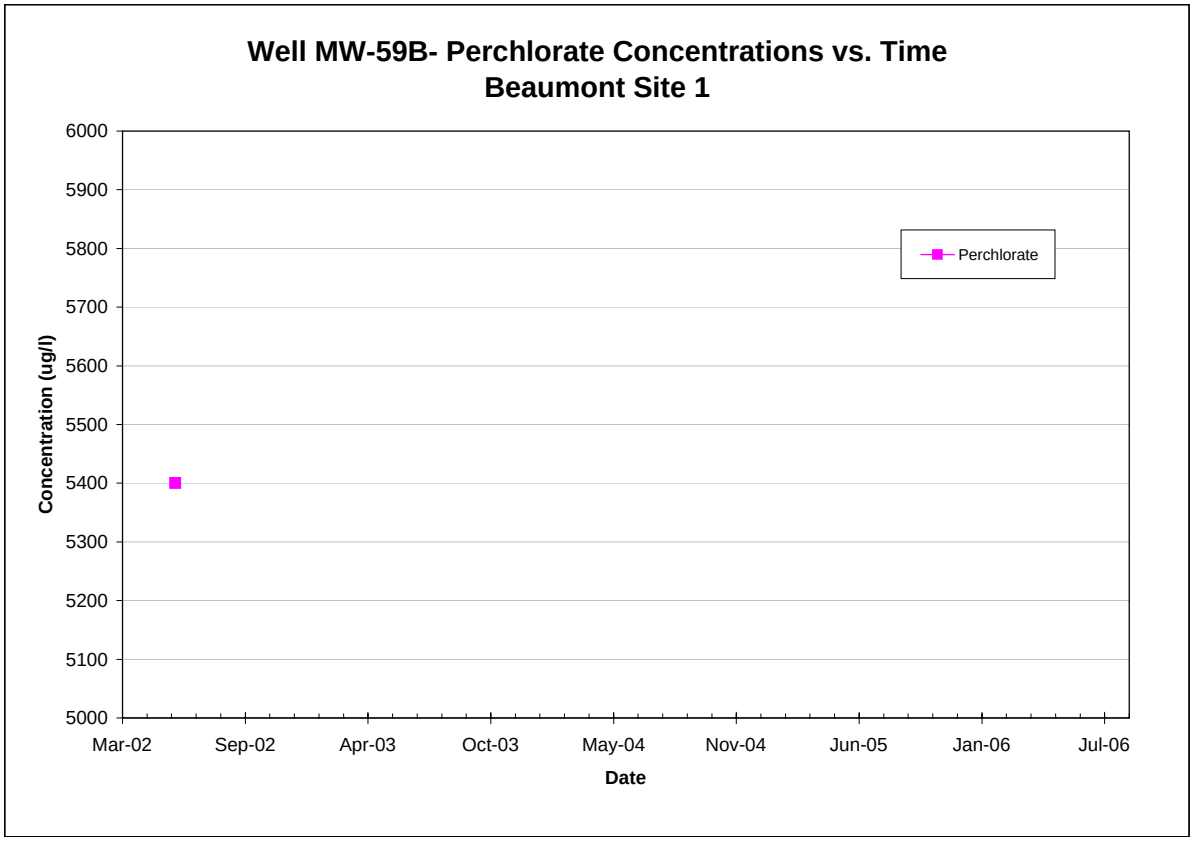

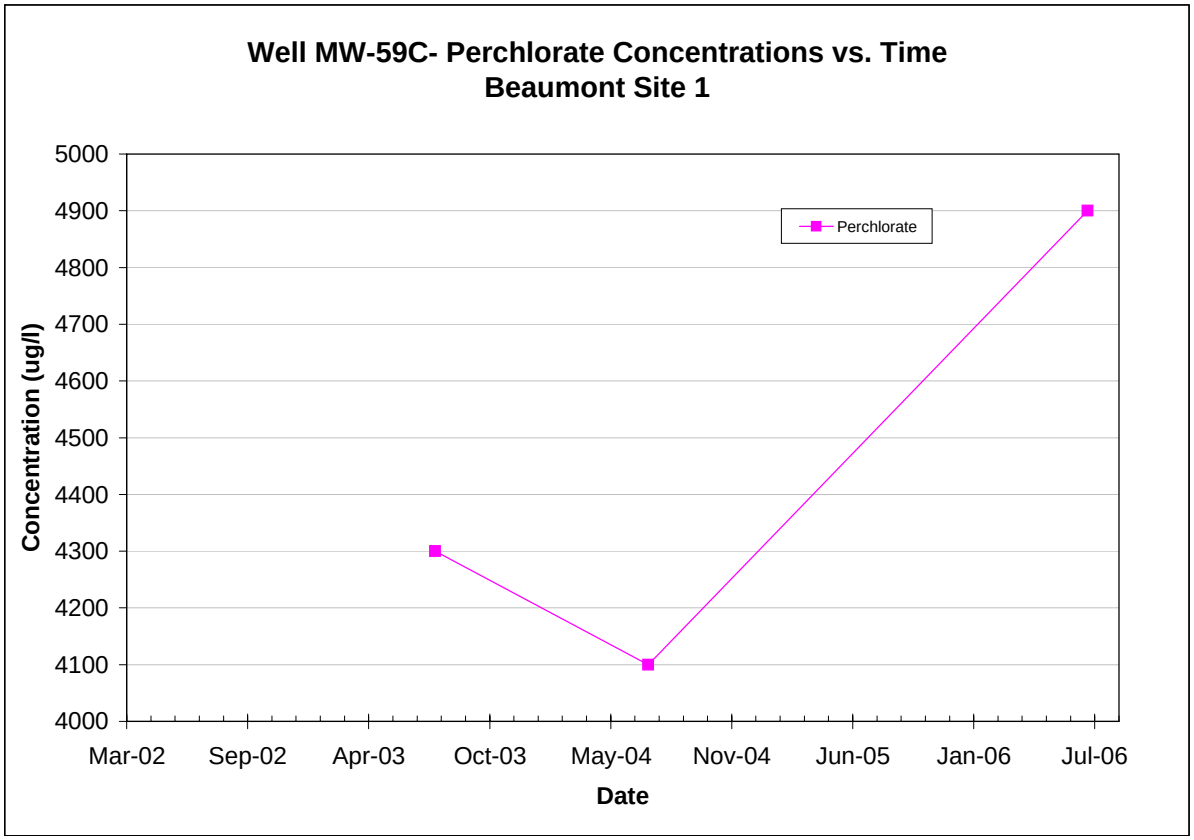

Note: All non-detections are set to zero for graphing purposes.

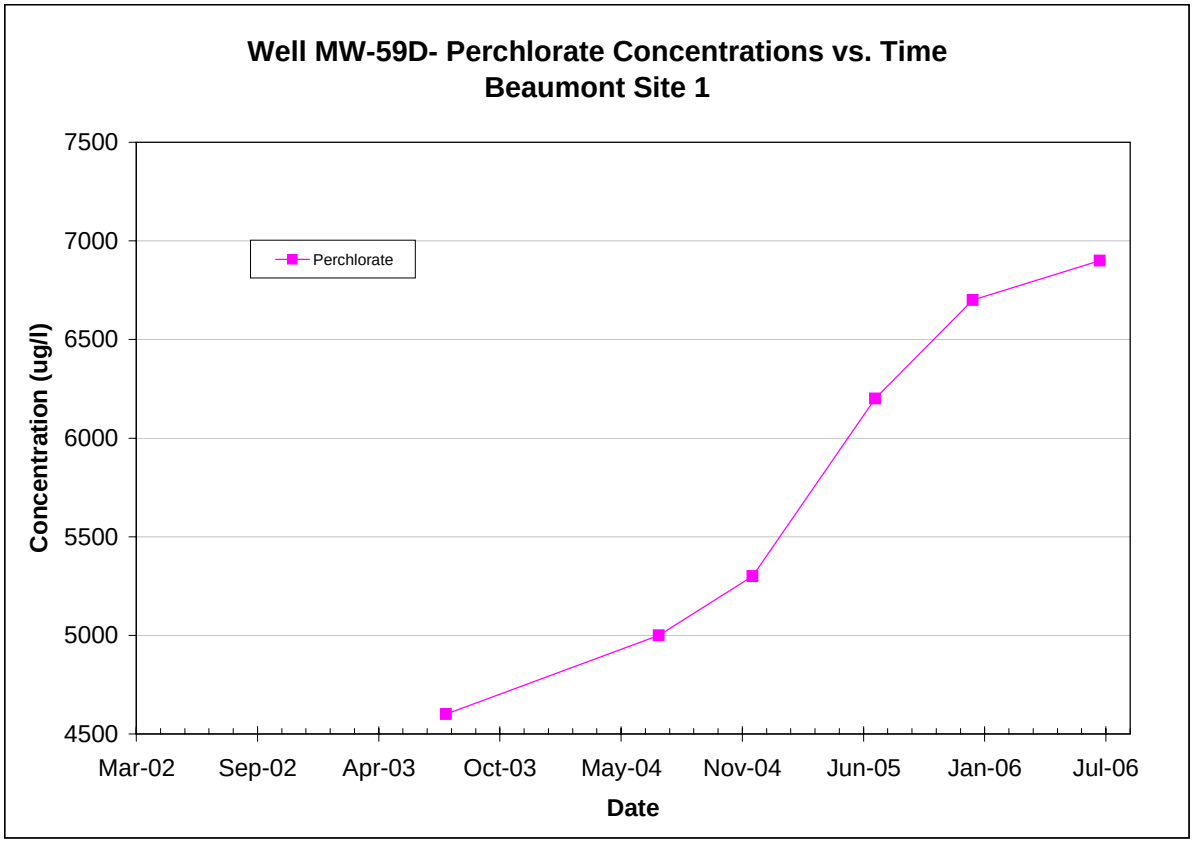

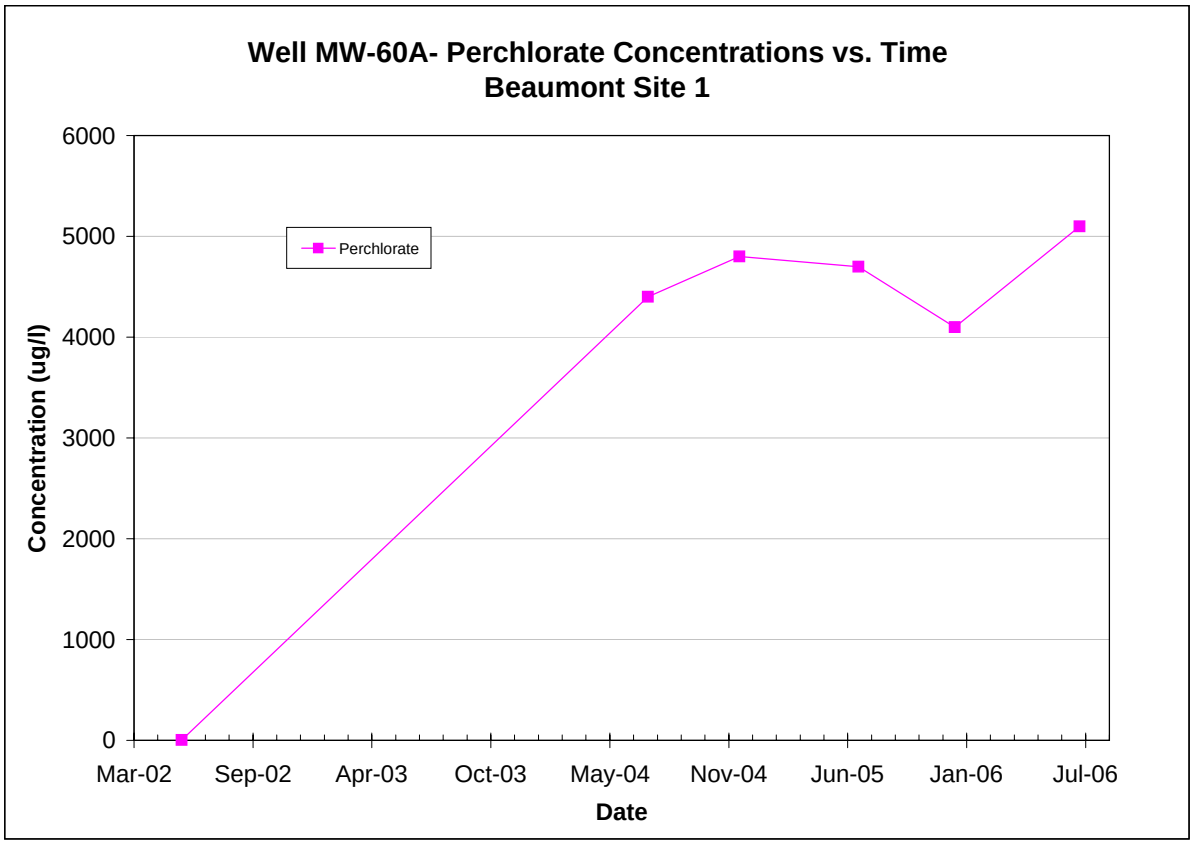

Note: All non-detections are set to zero for graphing purposes.

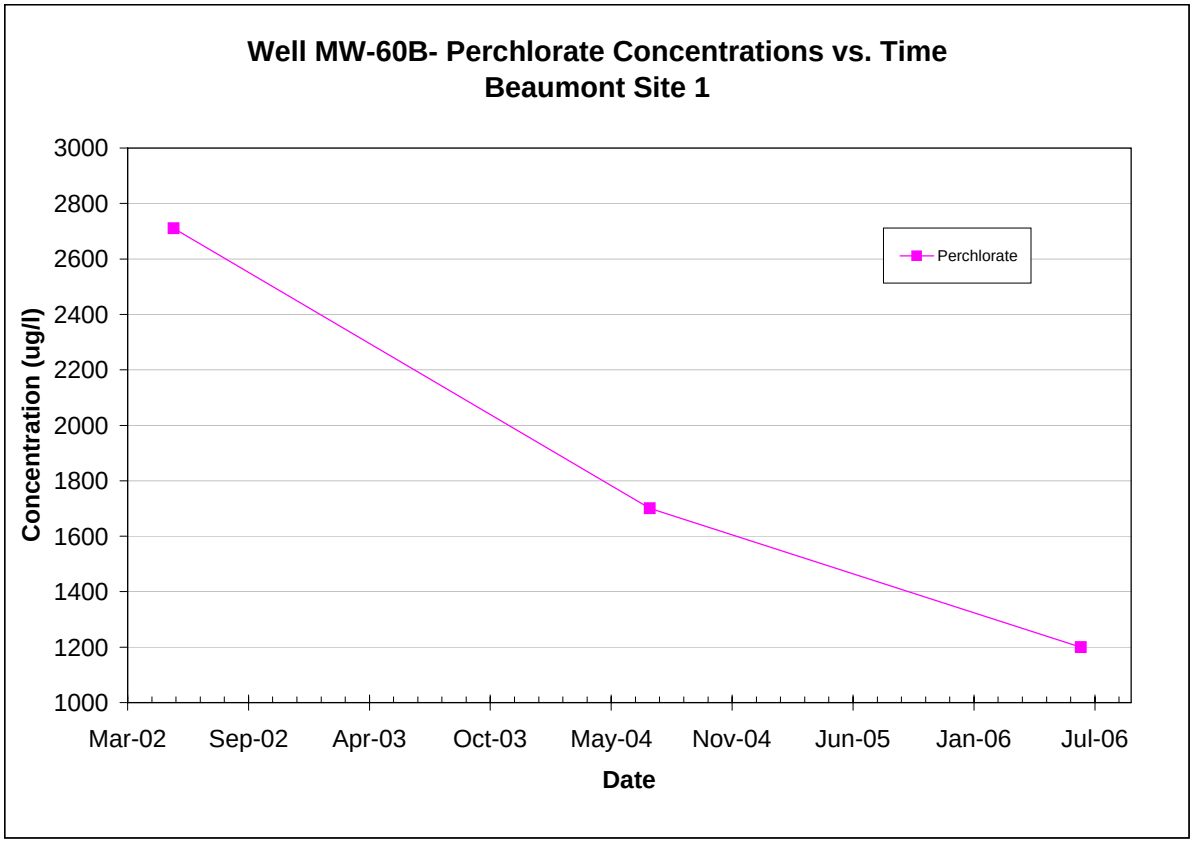

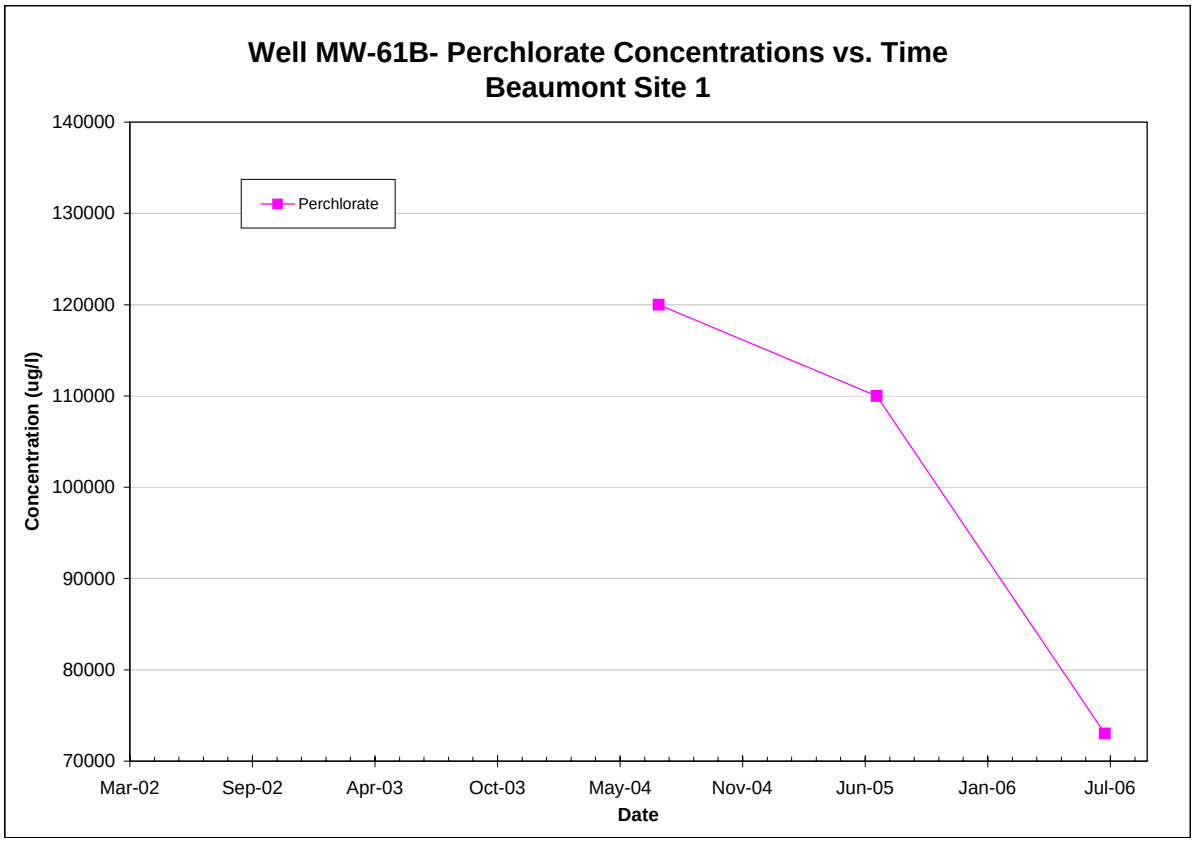

Note: All non-detections are set to zero for graphing purposes.

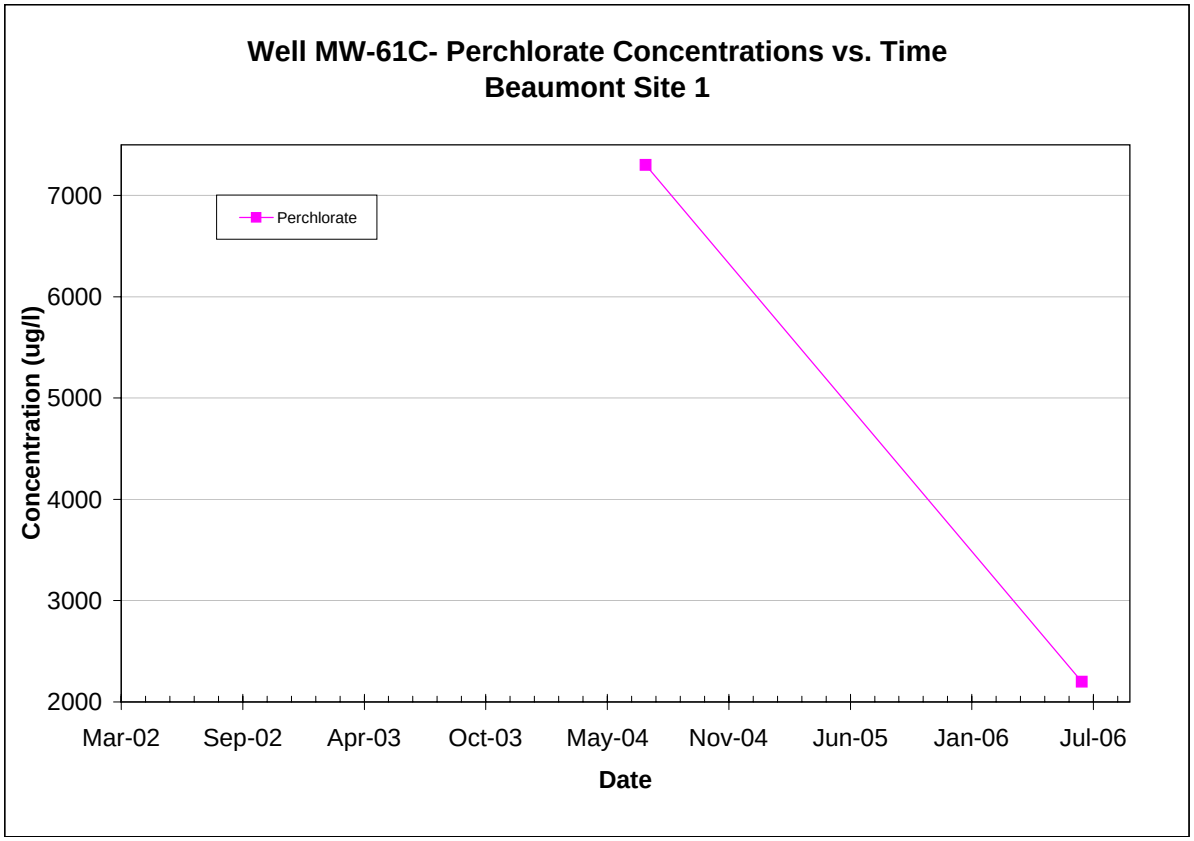

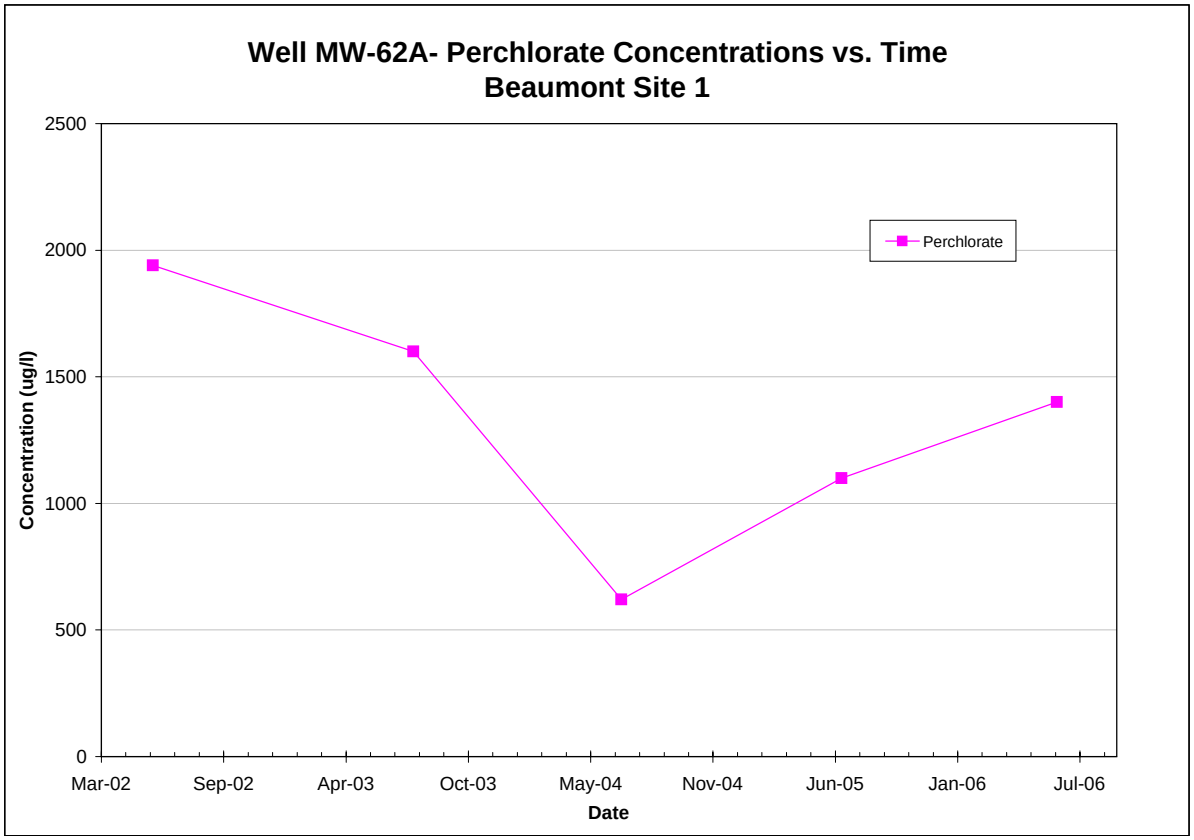

Note: All non-detections are set to zero for graphing purposes.

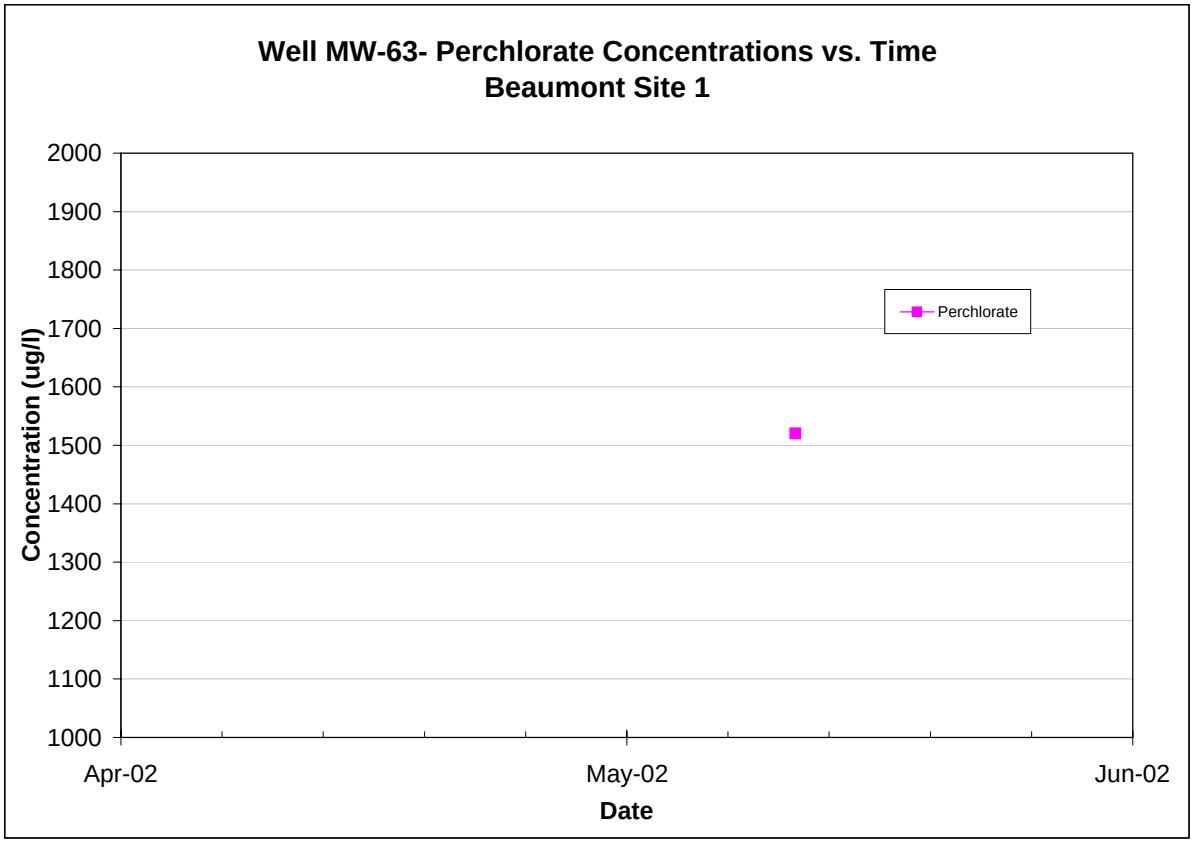

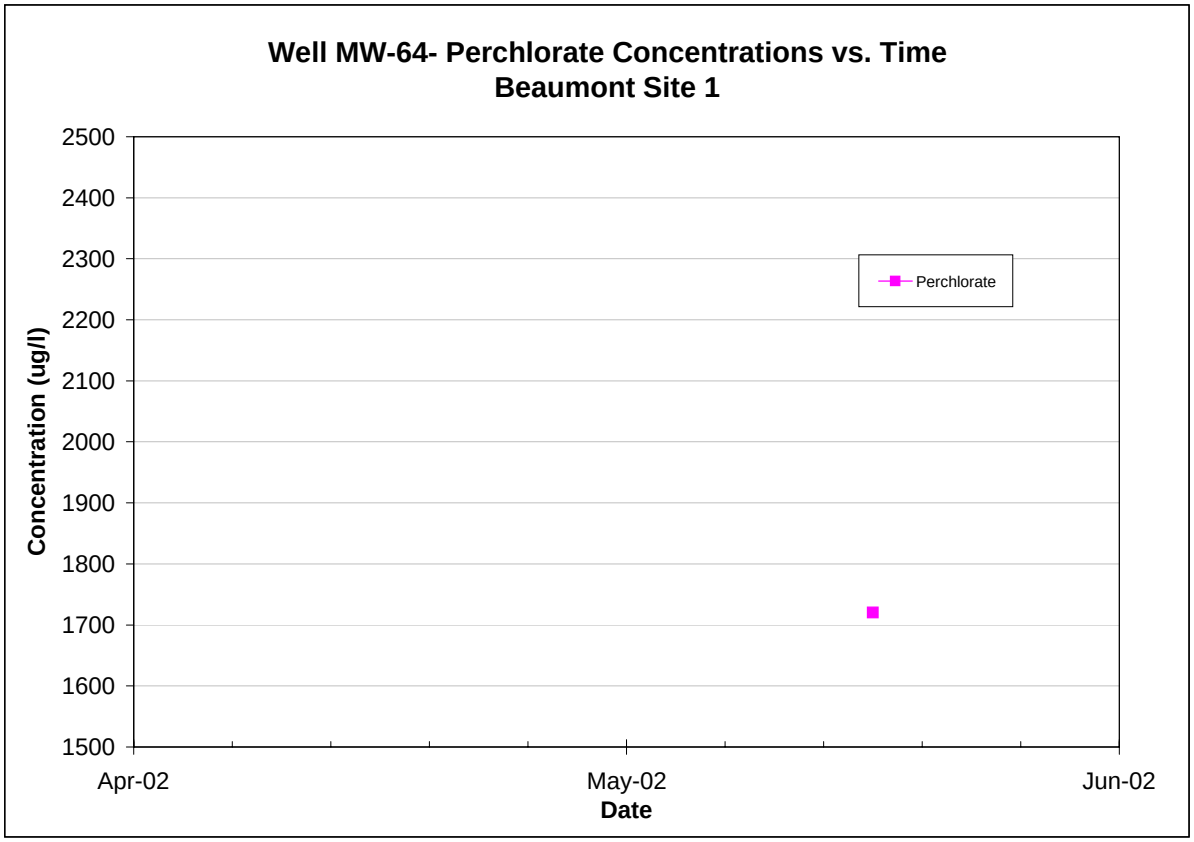

Note: All non-detections are set to zero for graphing purposes.

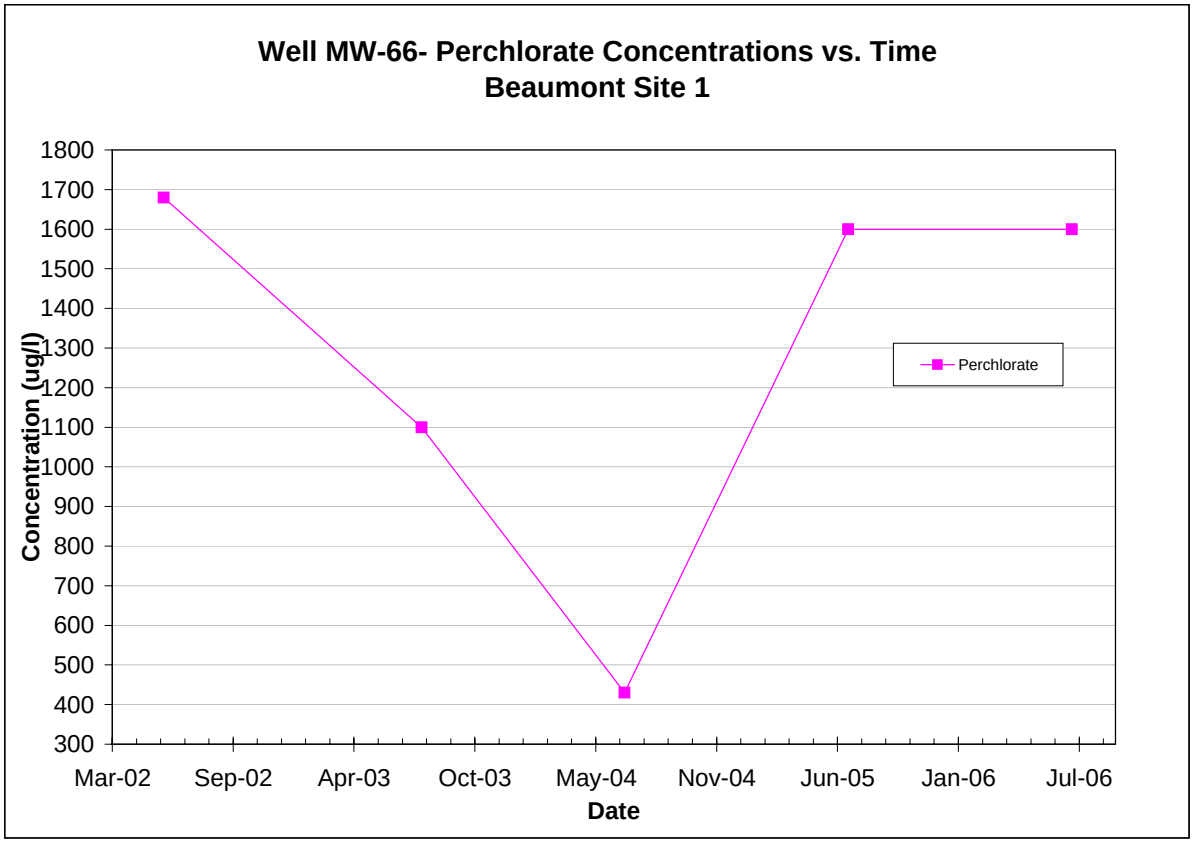

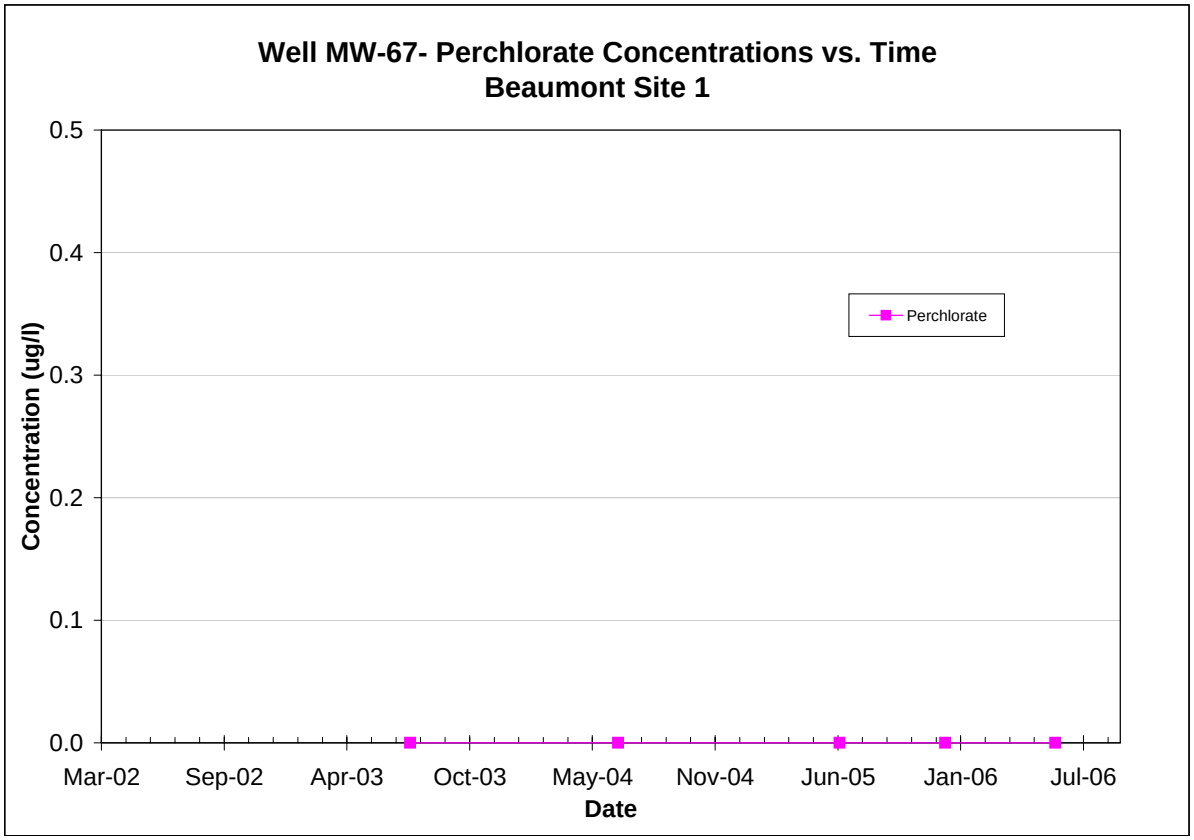

Note: All non-detections are set to zero for graphing purposes.

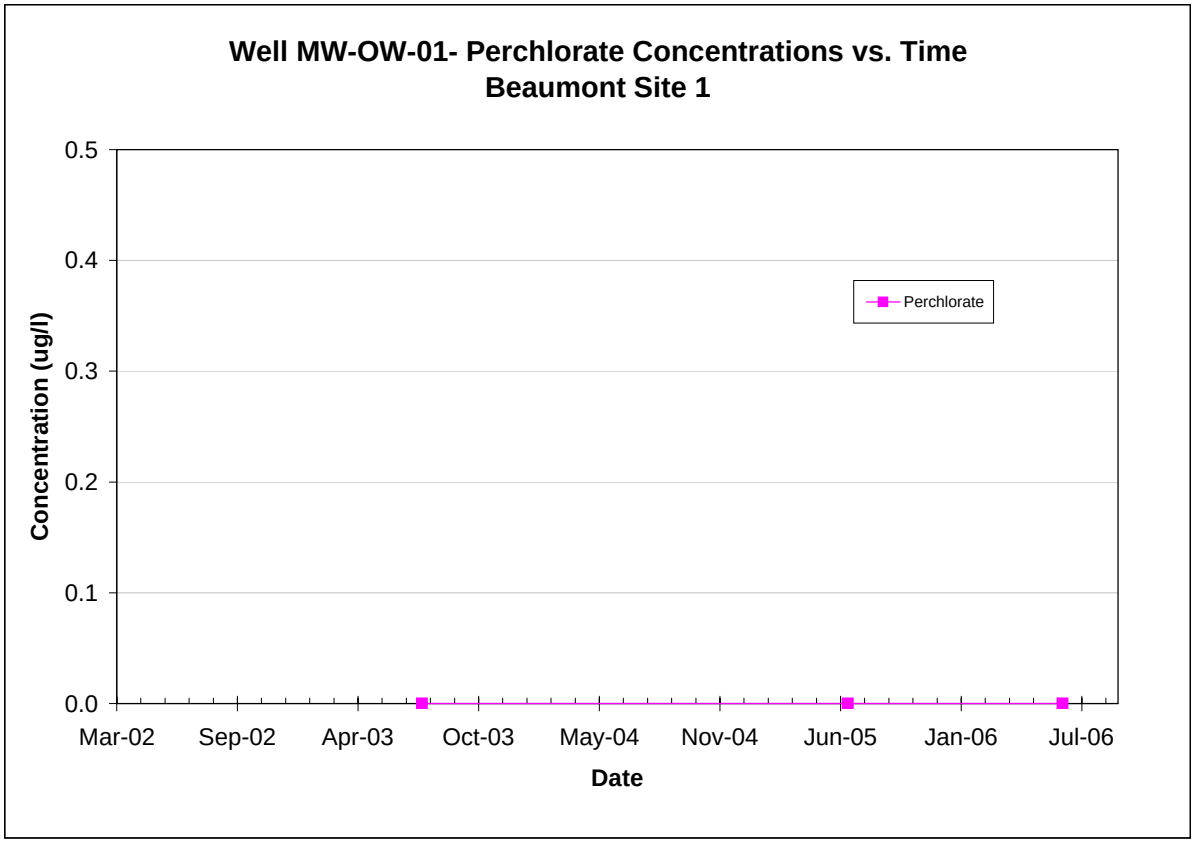

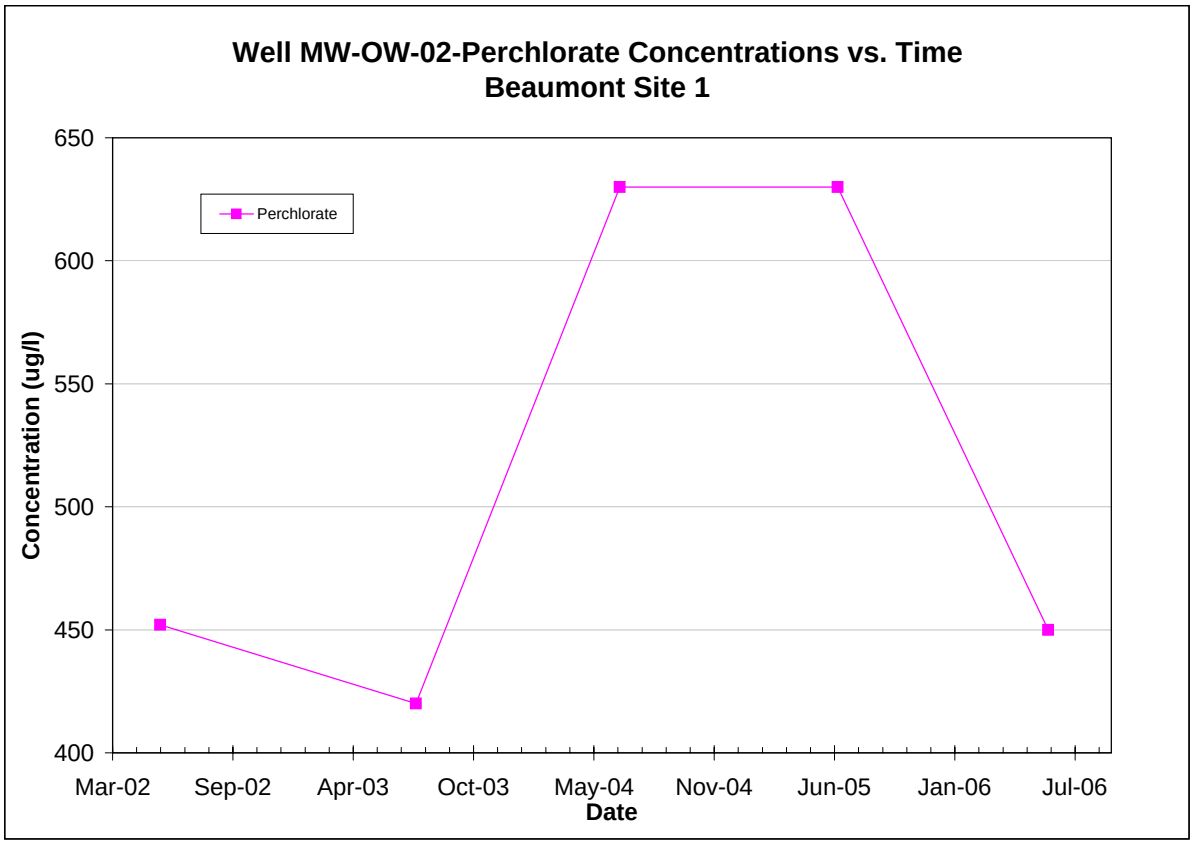

Note: All non-detections are set to zero for graphing purposes.

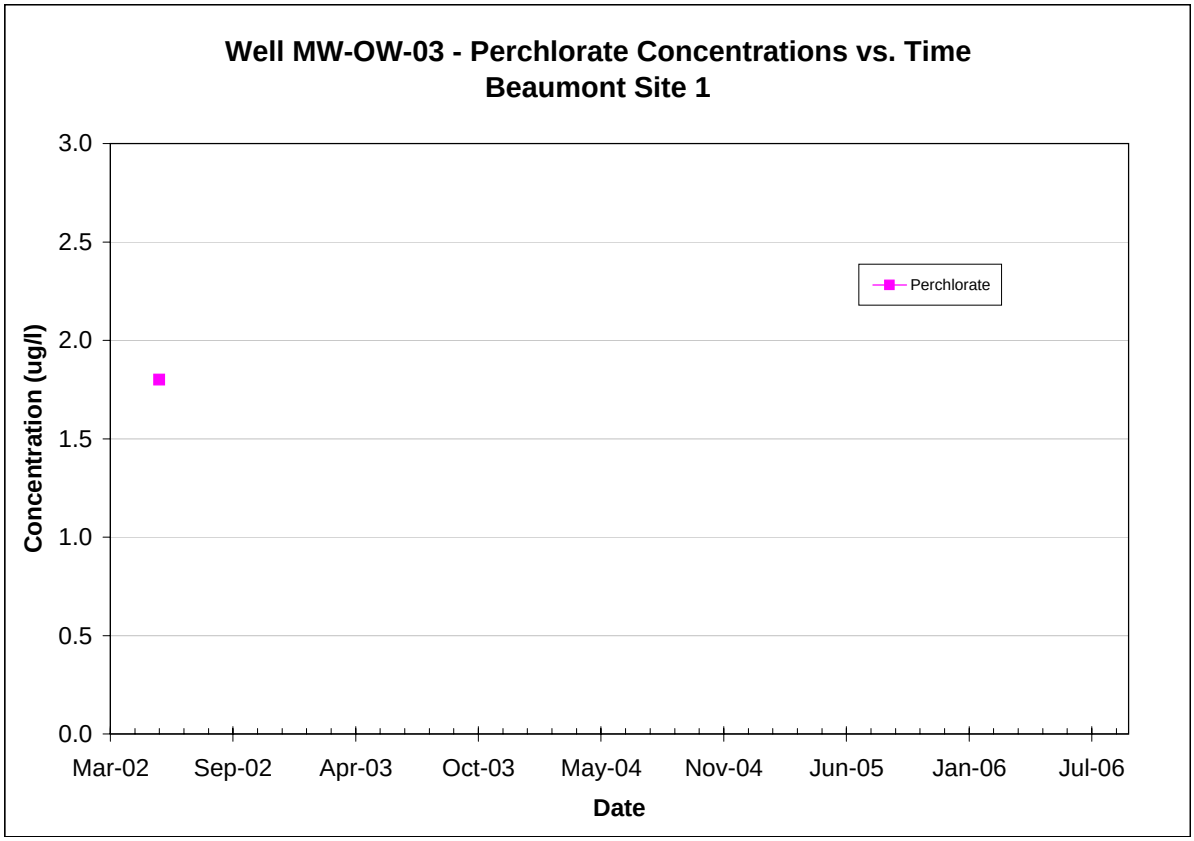

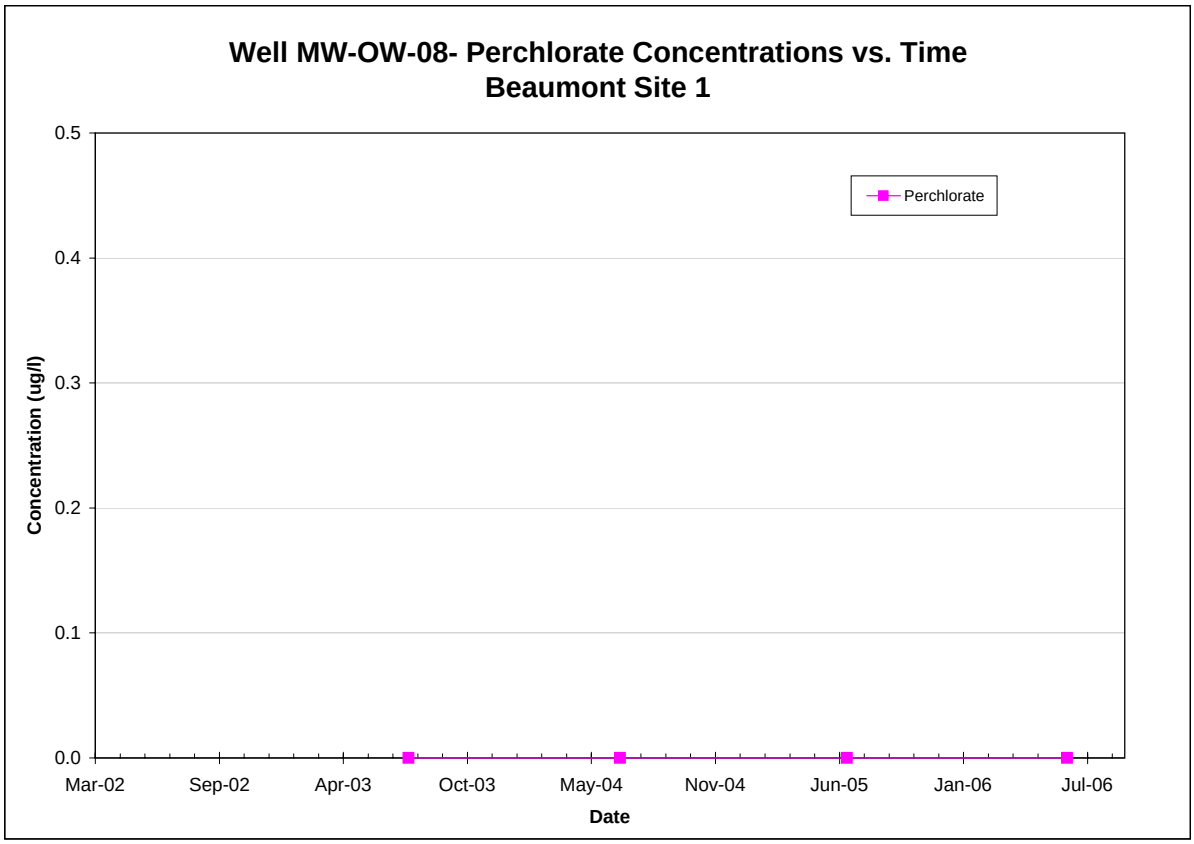

Note: All non-detections are set to zero for graphing purposes.

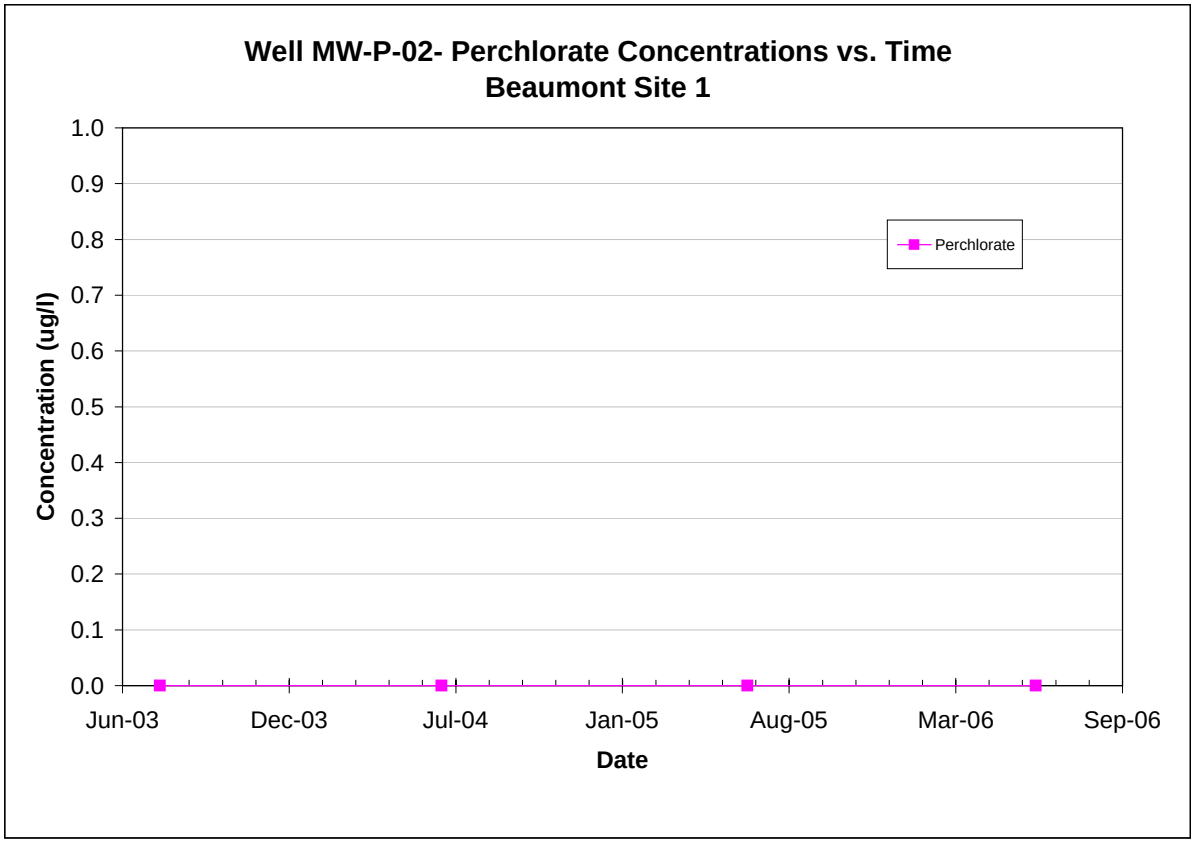

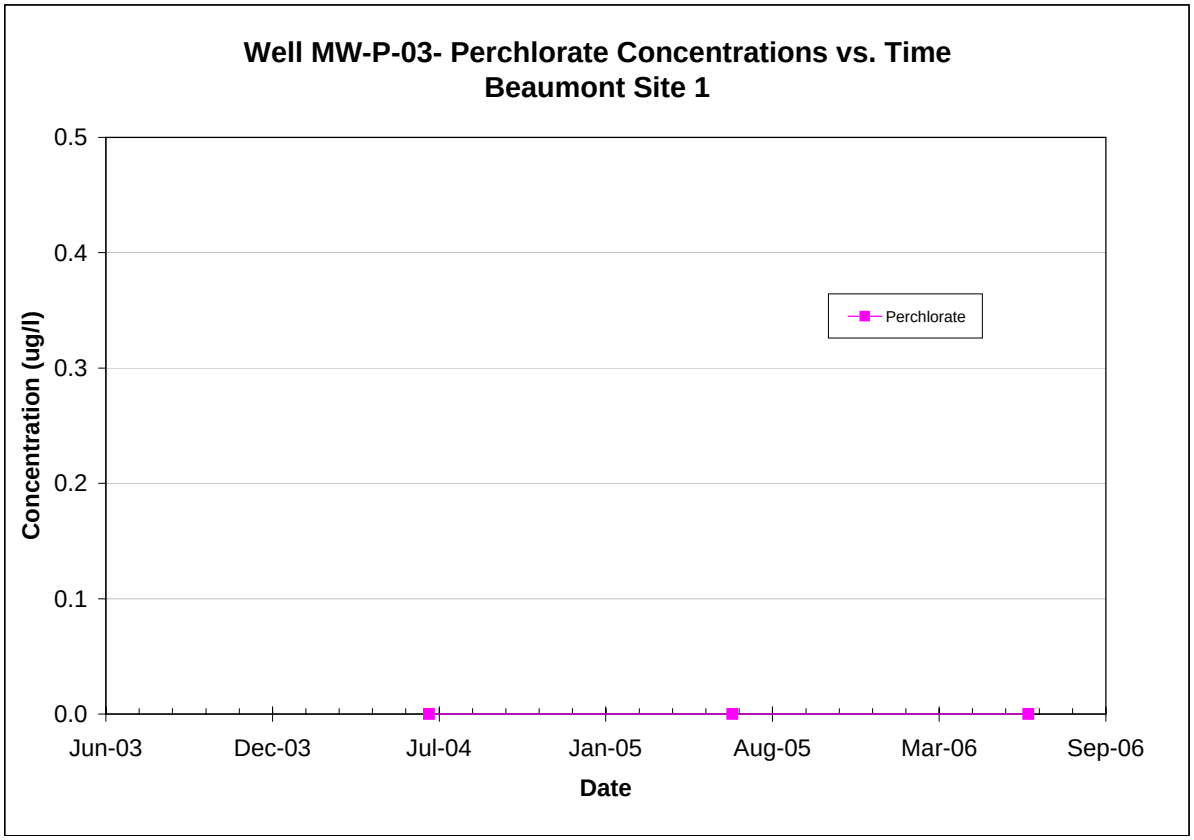

Note: All non-detections are set to zero for graphing purposes.

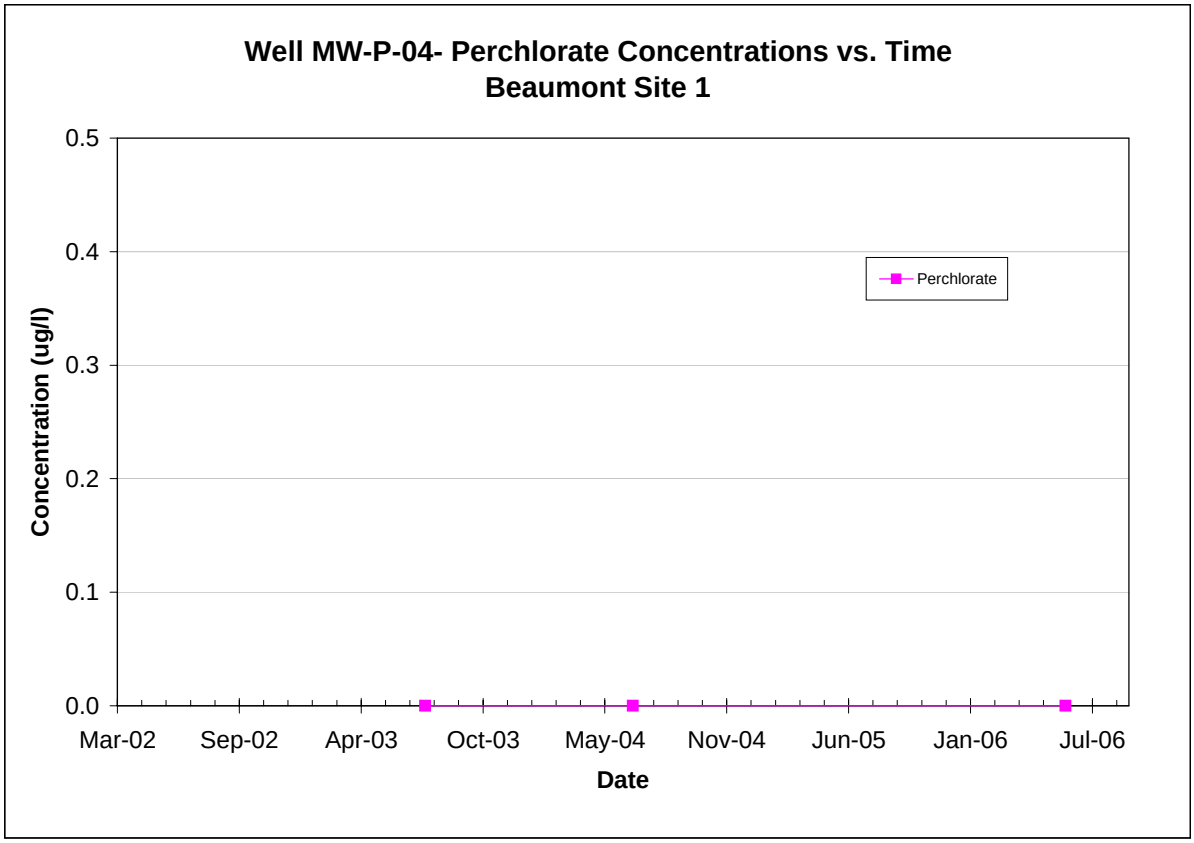

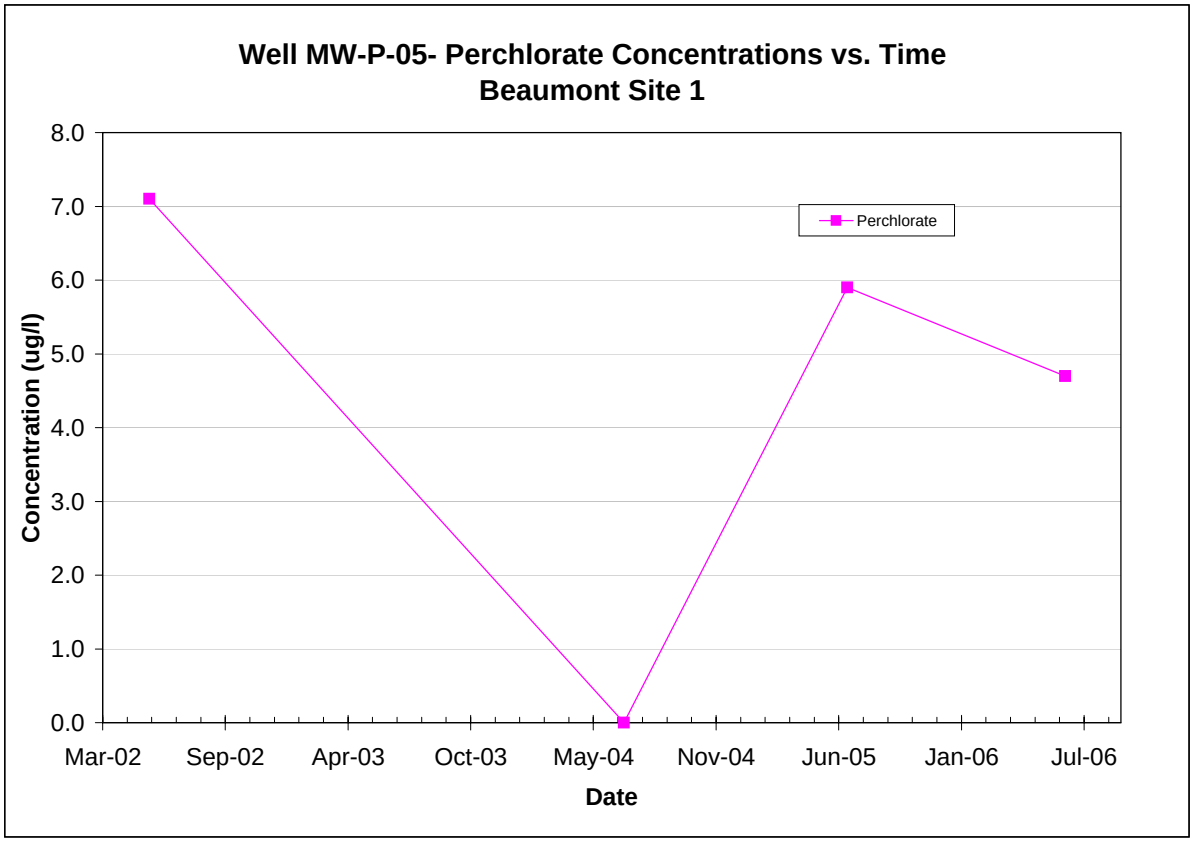

Note: All non-detections are set to zero for graphing purposes.

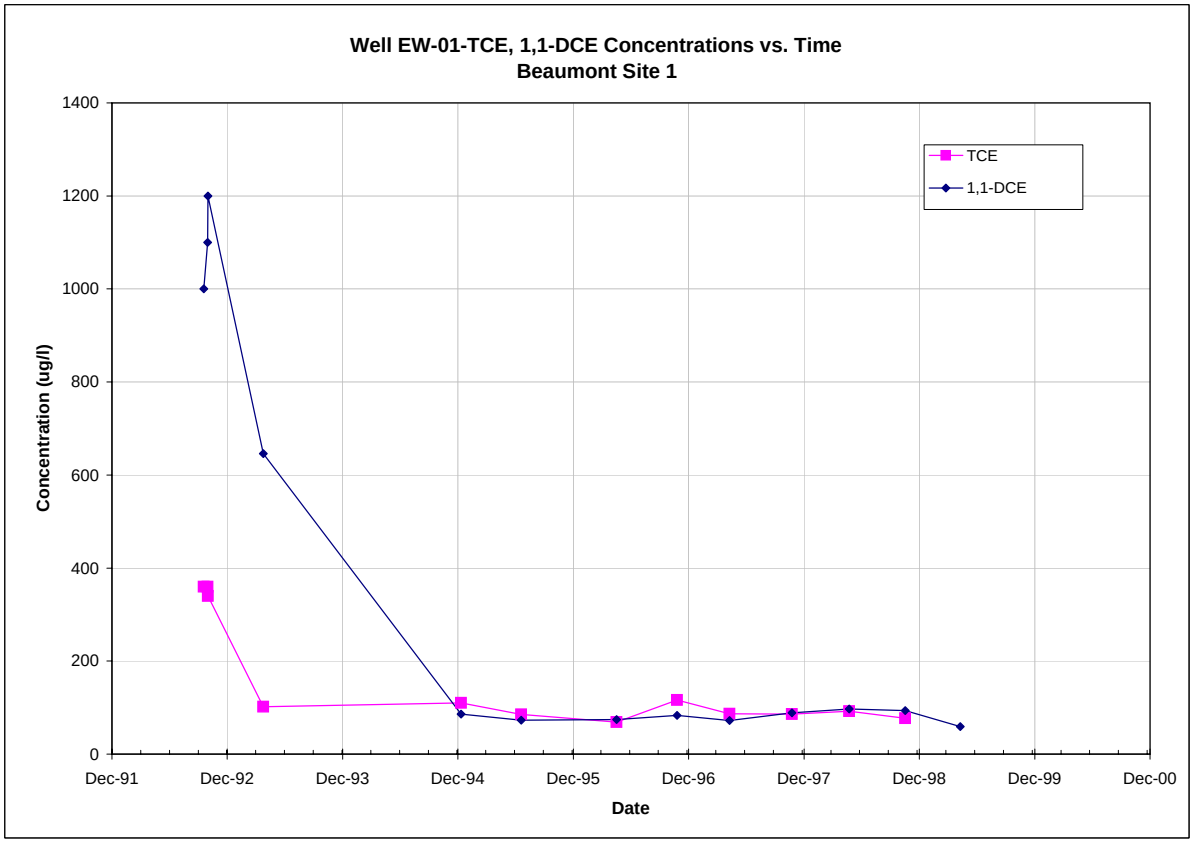

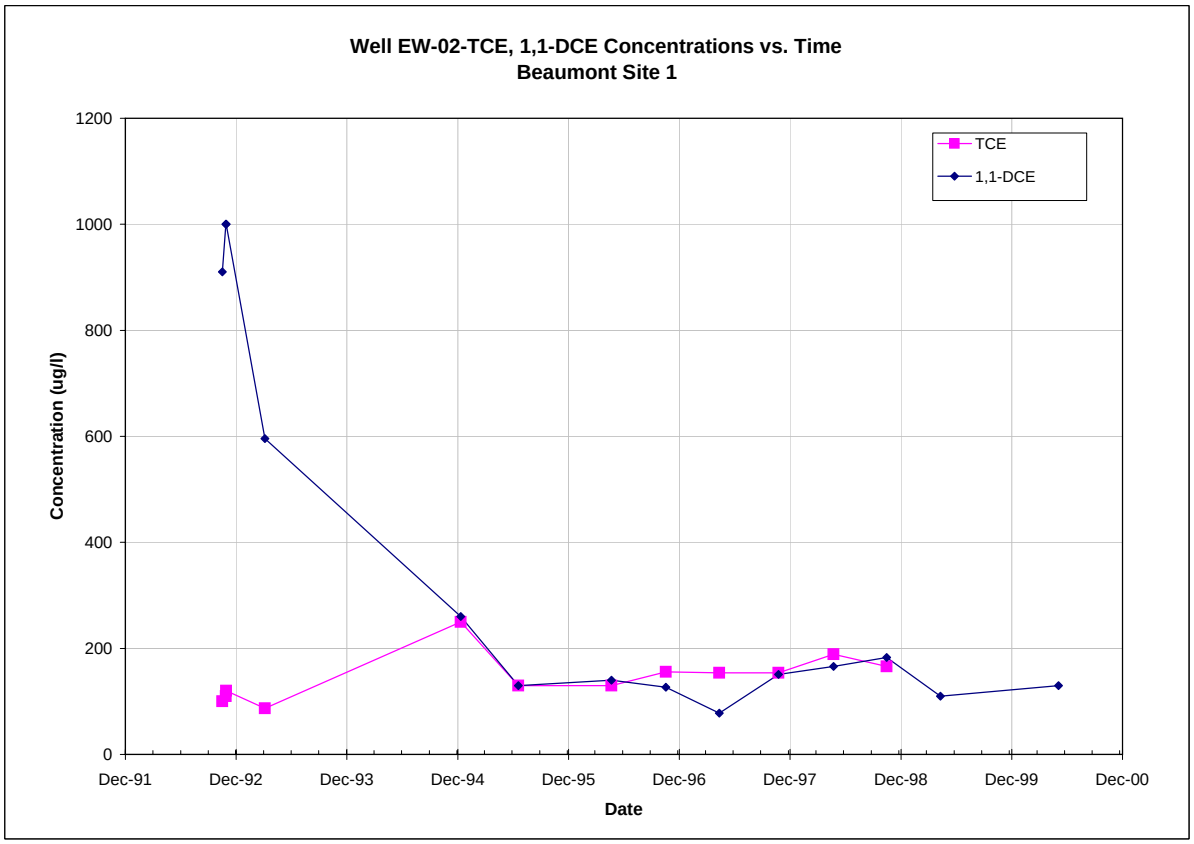

Note: All non-detections are set to zero for graphing purposes.

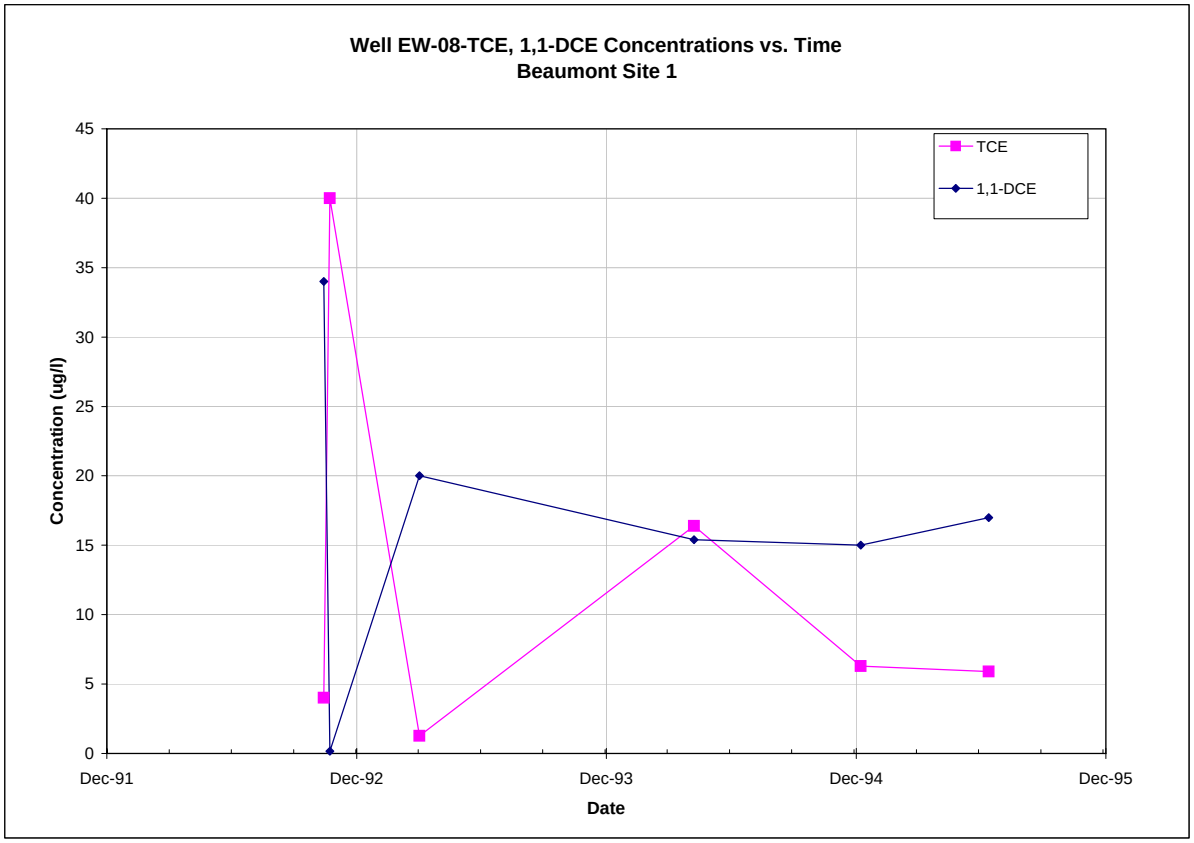

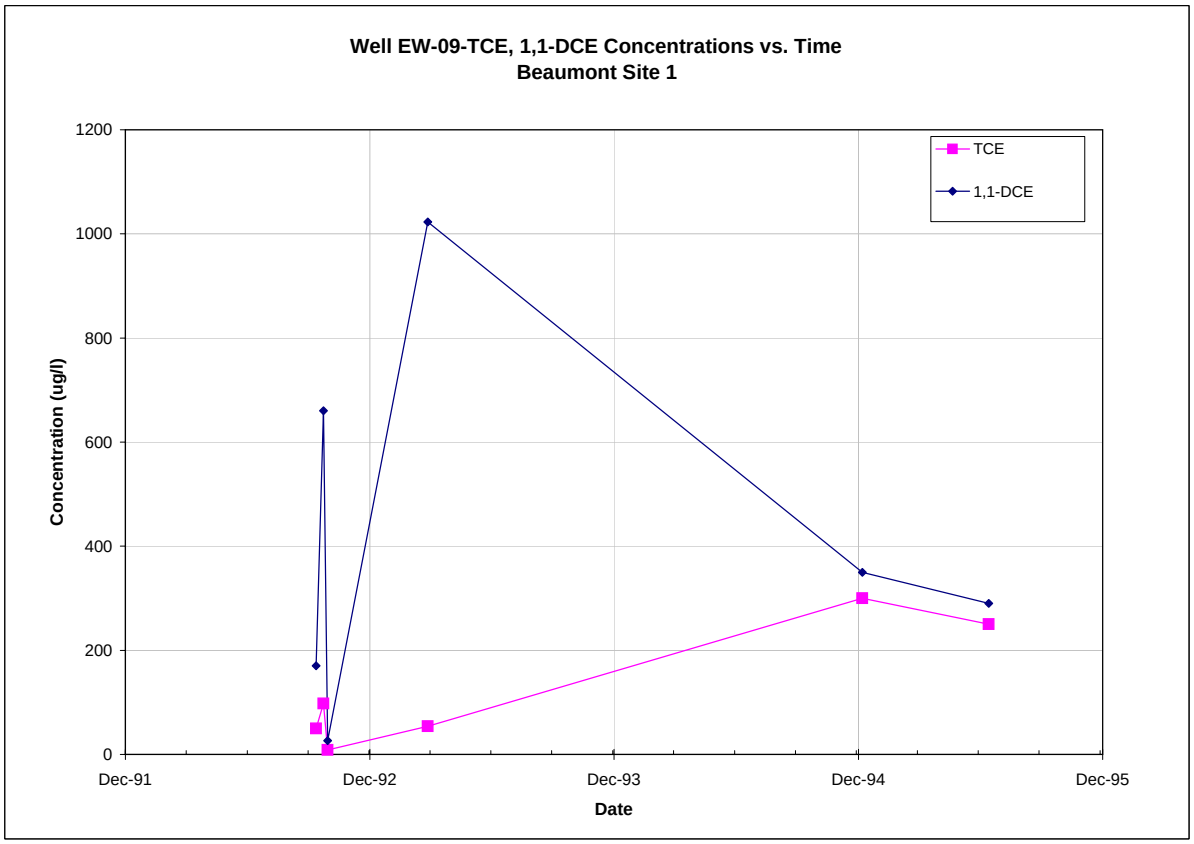

Note: All non-detections are set to zero for graphing purposes.

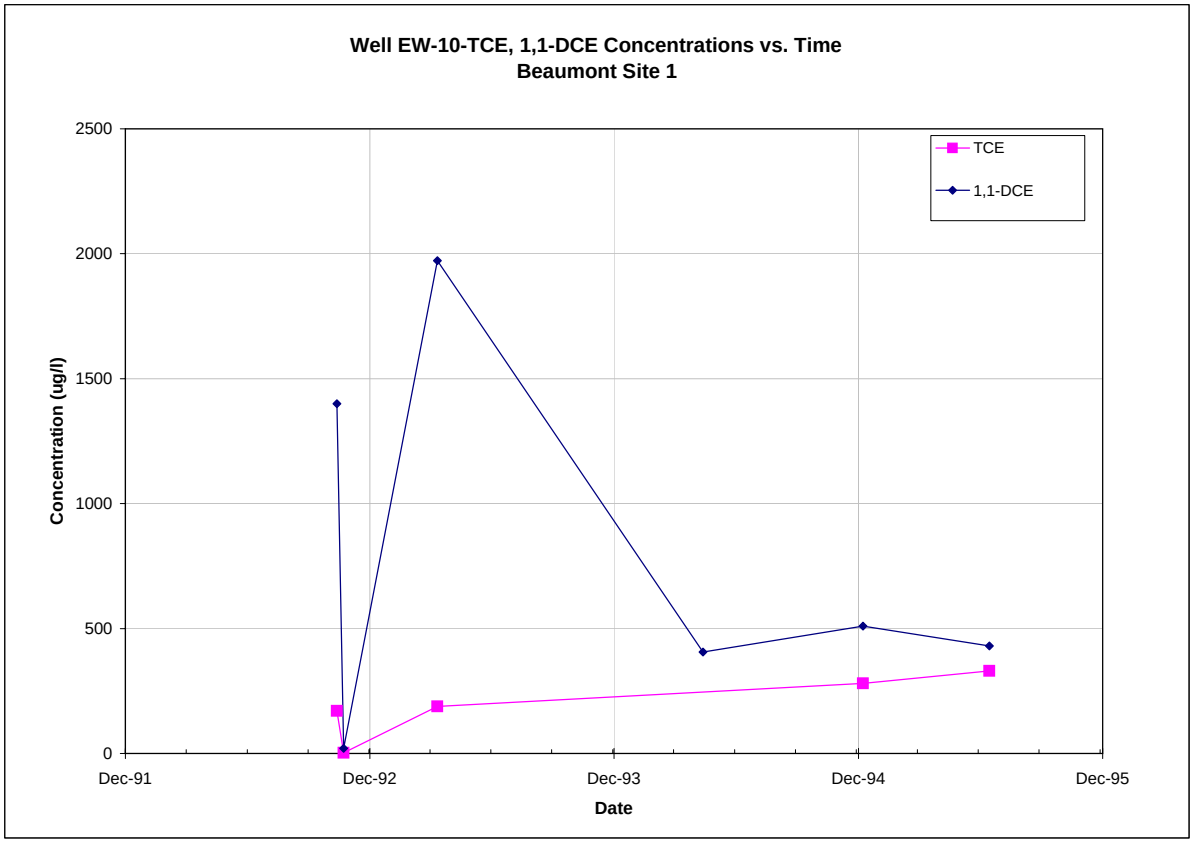

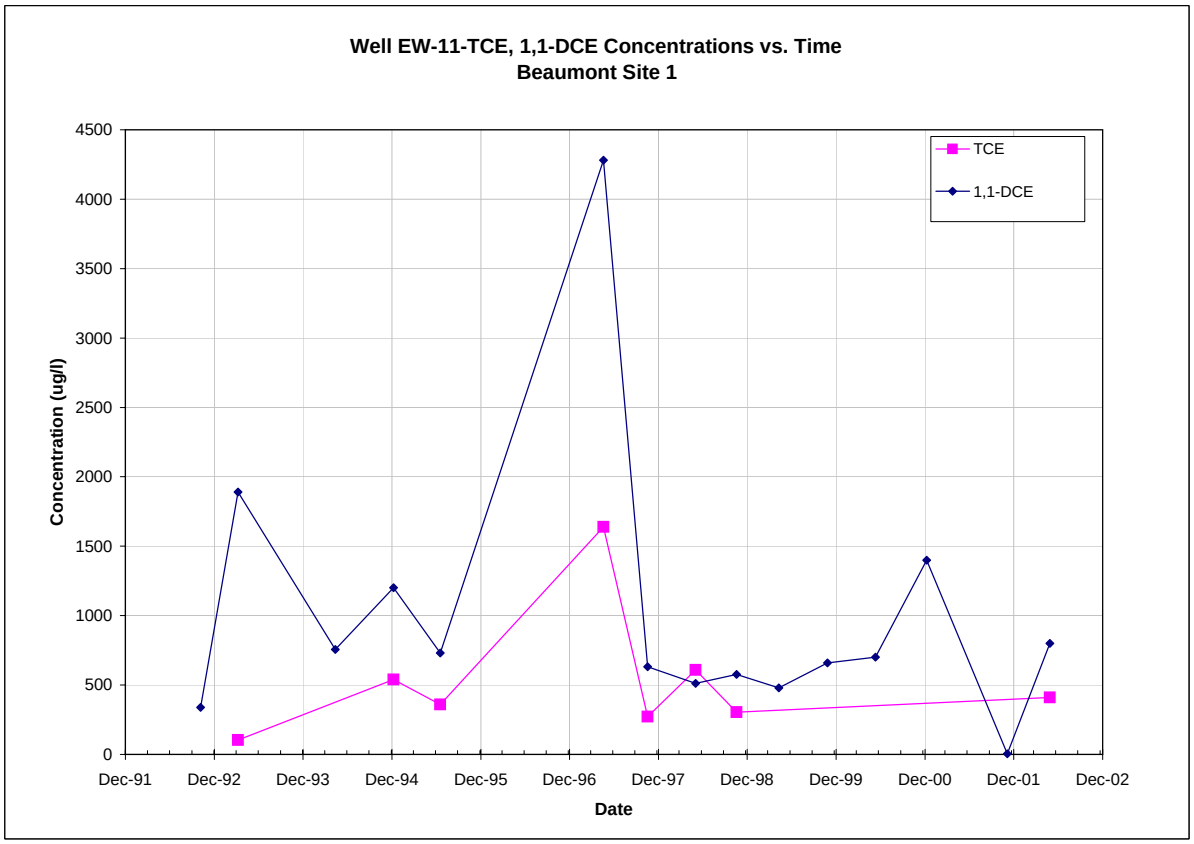

Note: All non-detections are set to zero for graphing purposes.

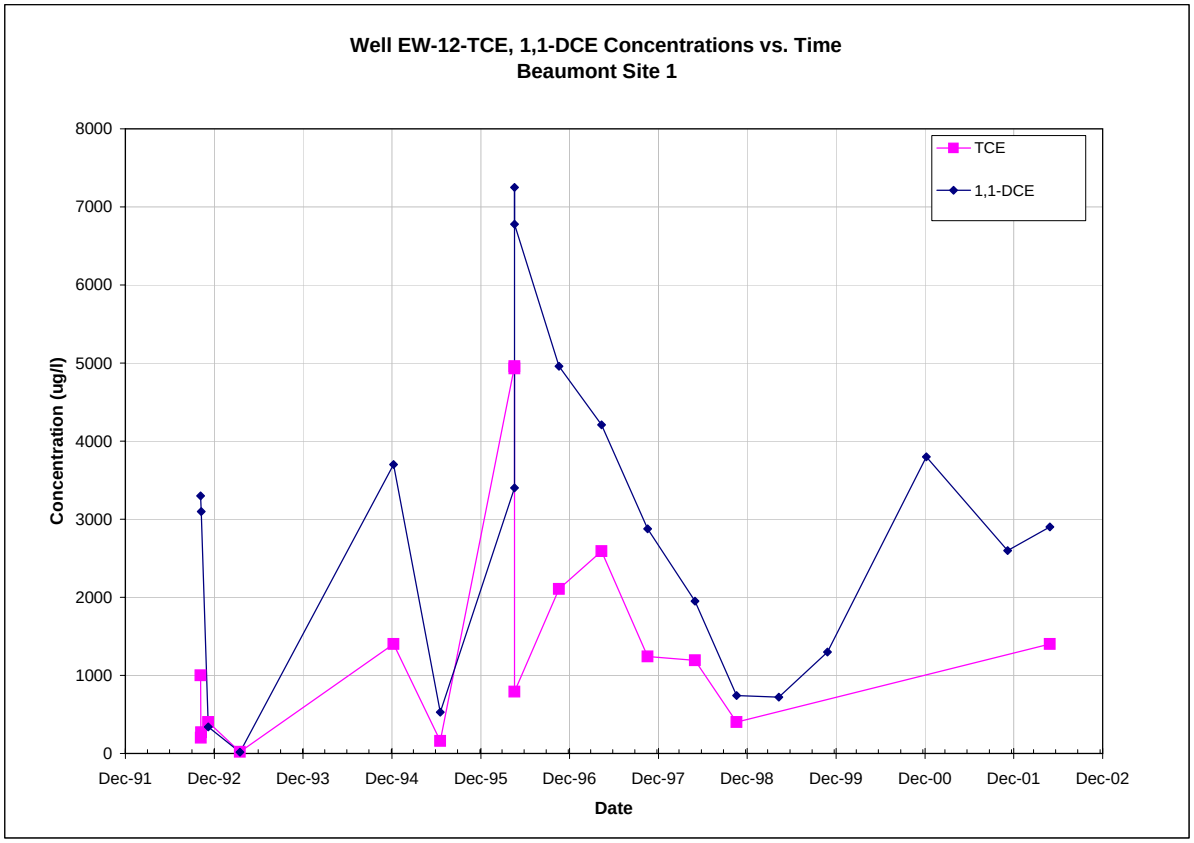

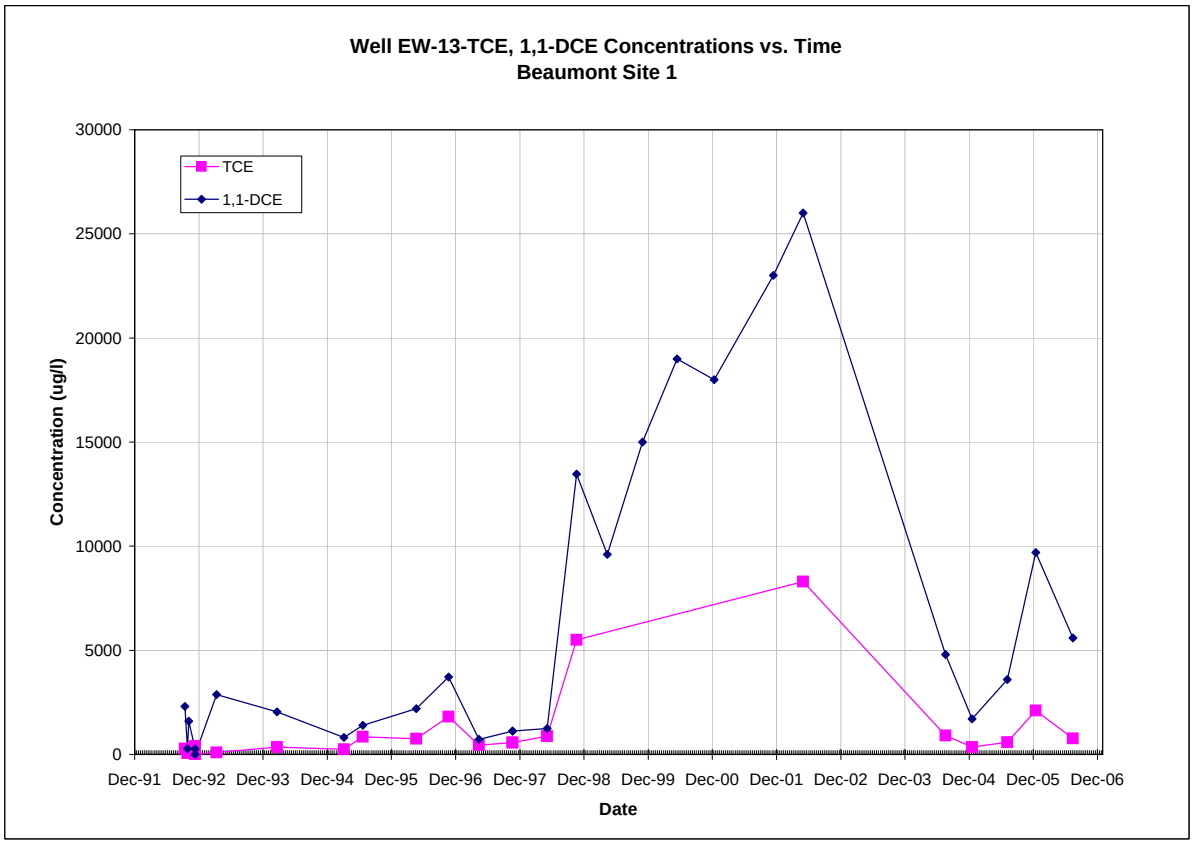

Note: All non-detections are set to zero for graphing purposes.

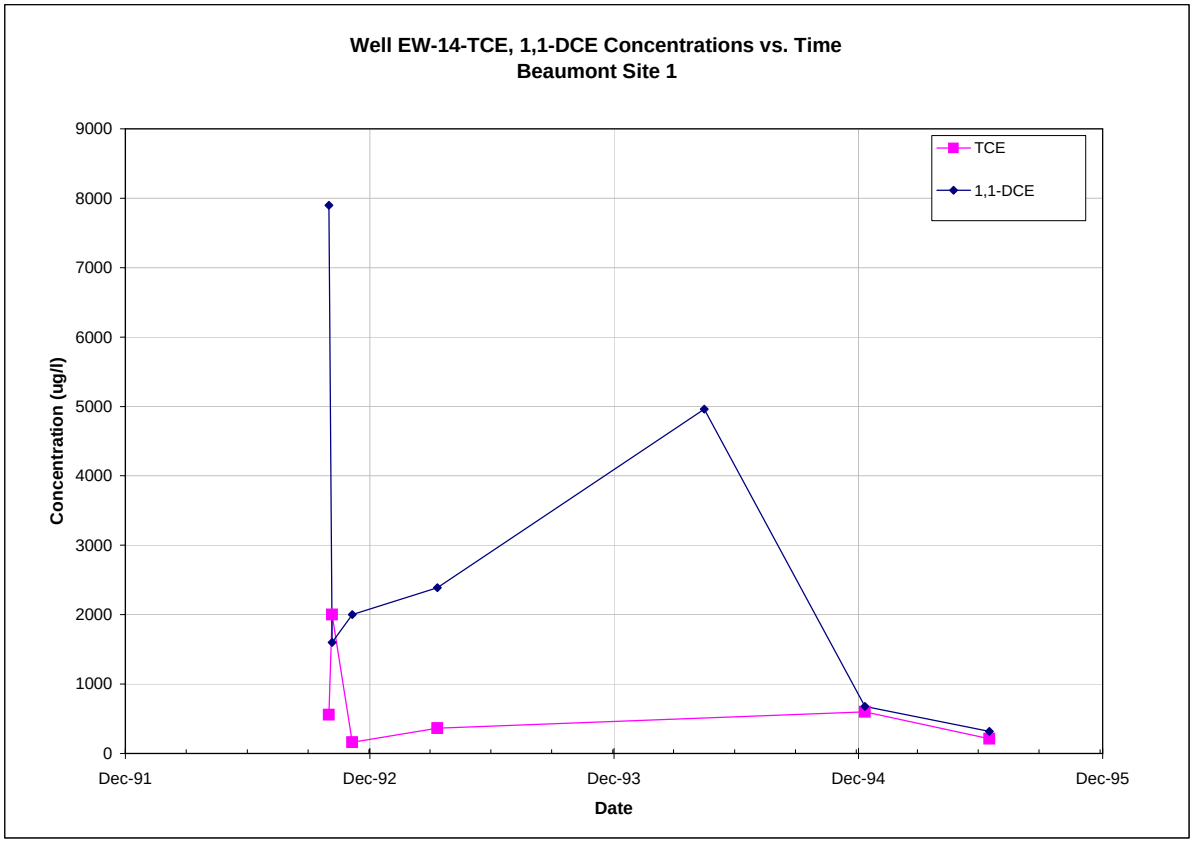

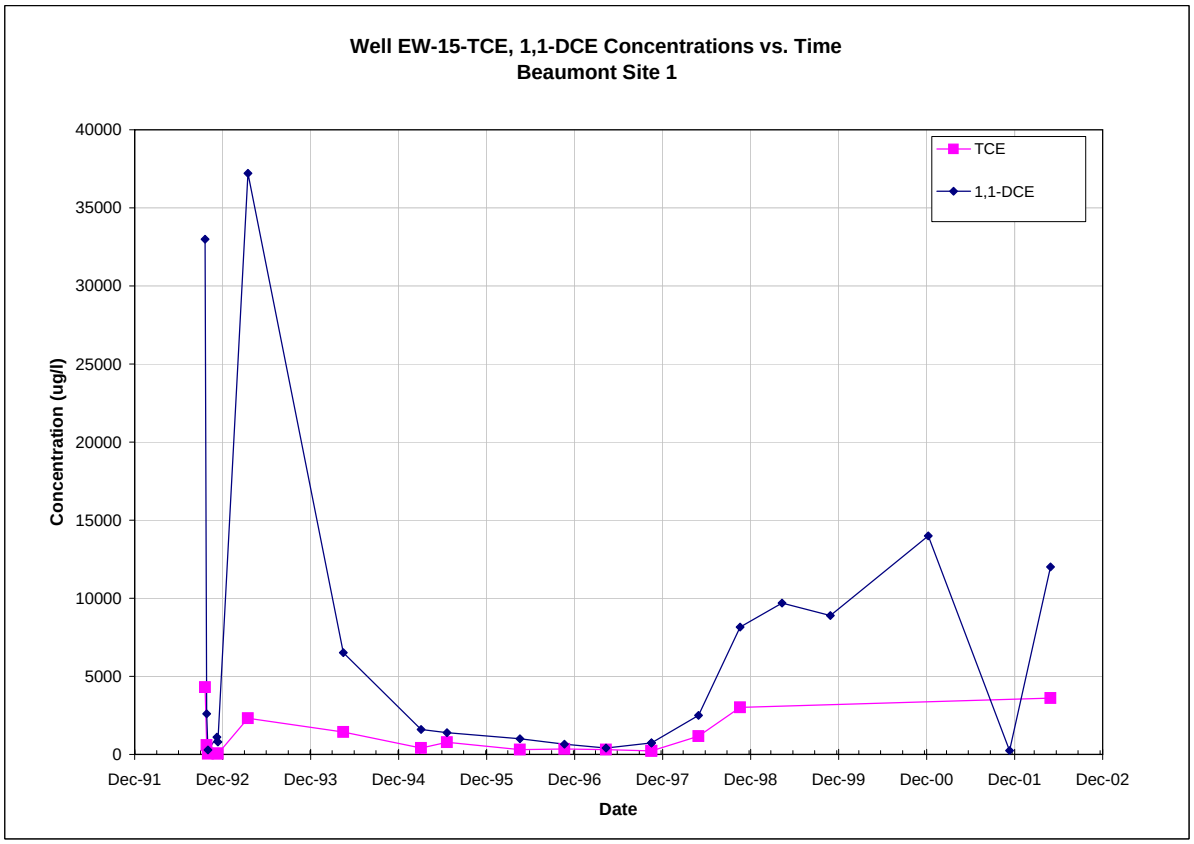

Note: All non-detections are set to zero for graphing purposes.

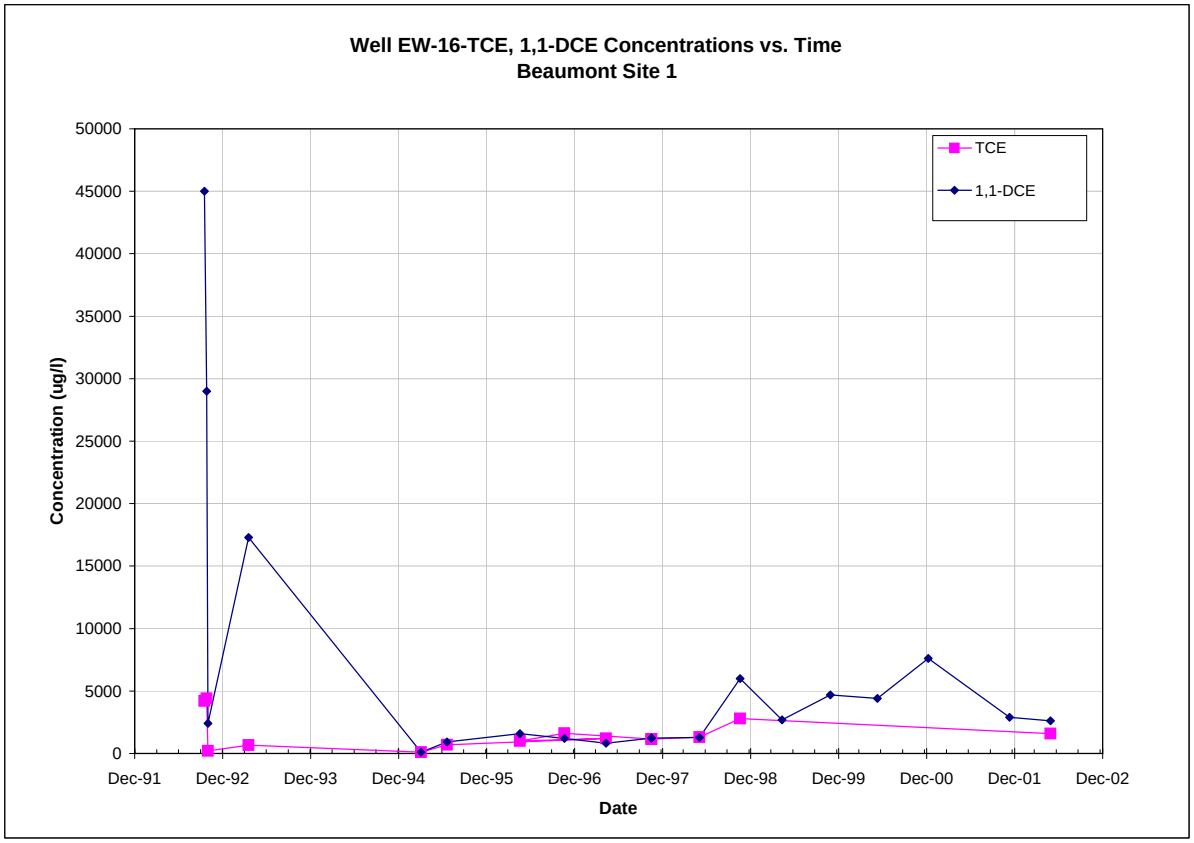

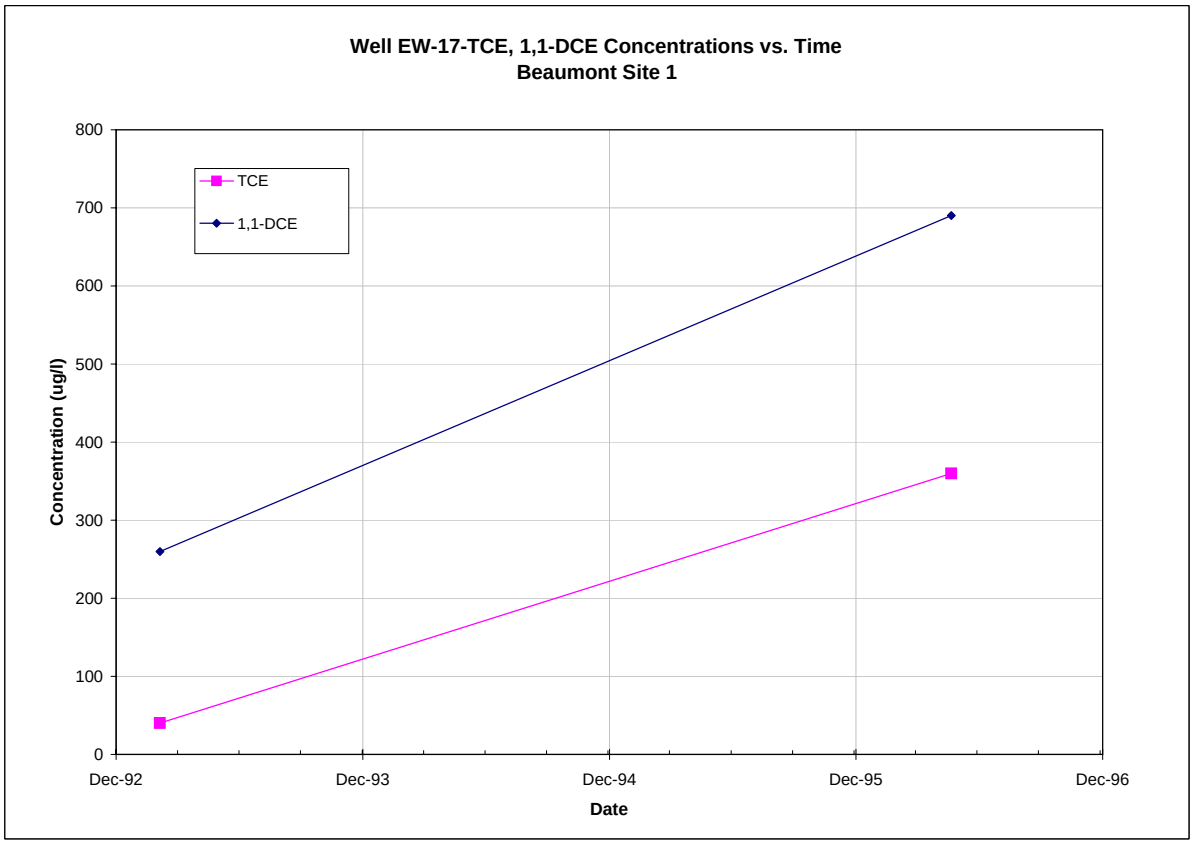

Note: All non-detections are set to zero for graphing purposes.

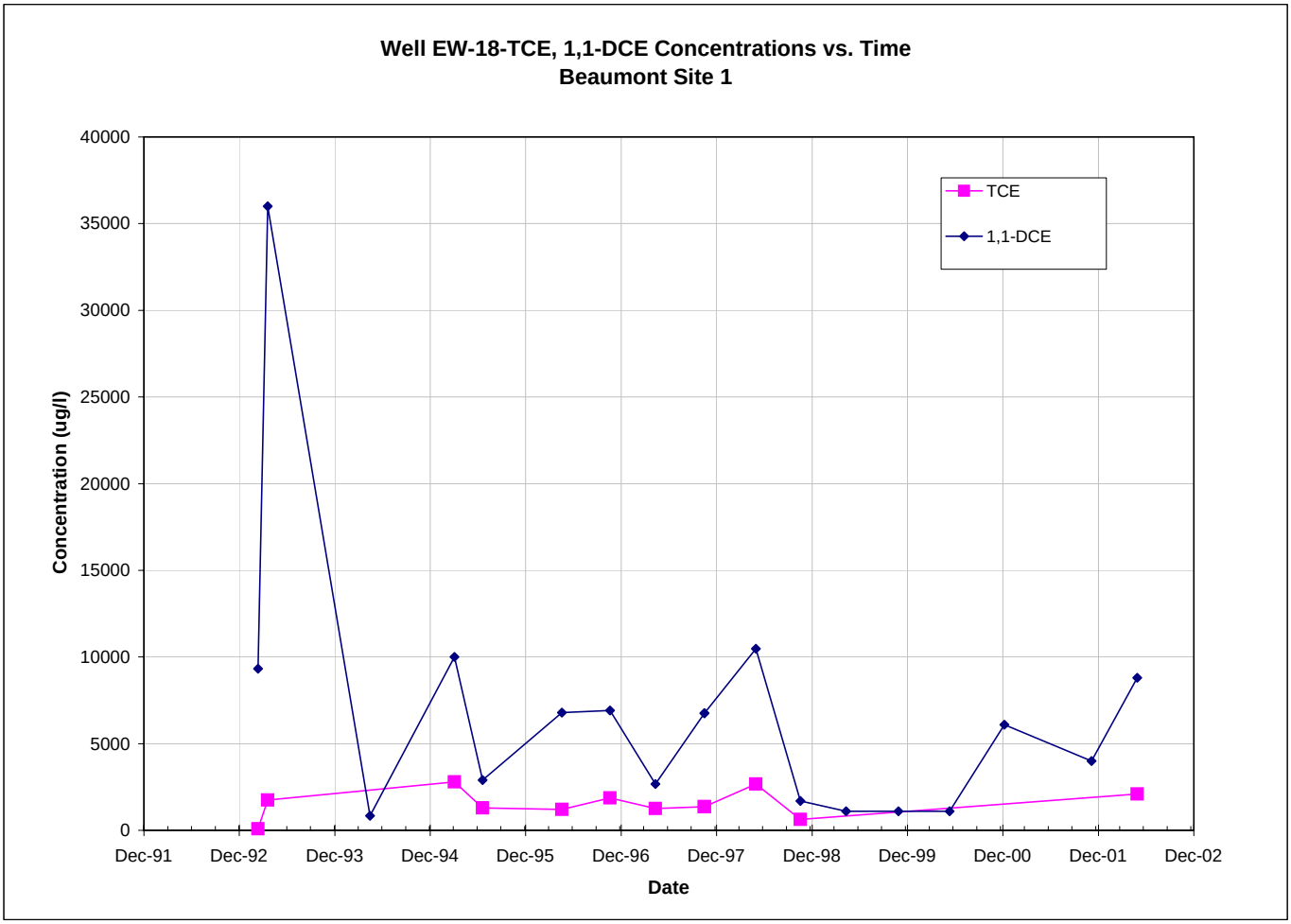

Note: All non-detections are set to zero for graphing purposes.

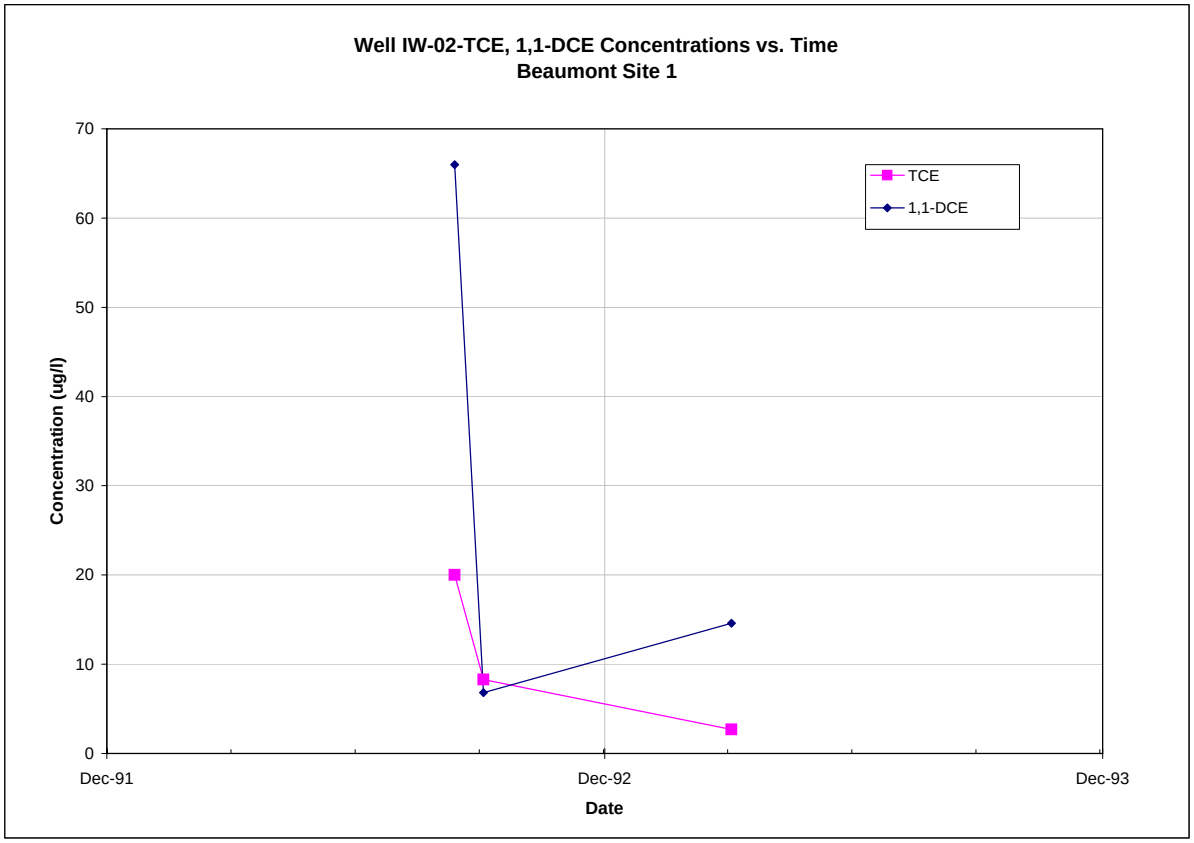

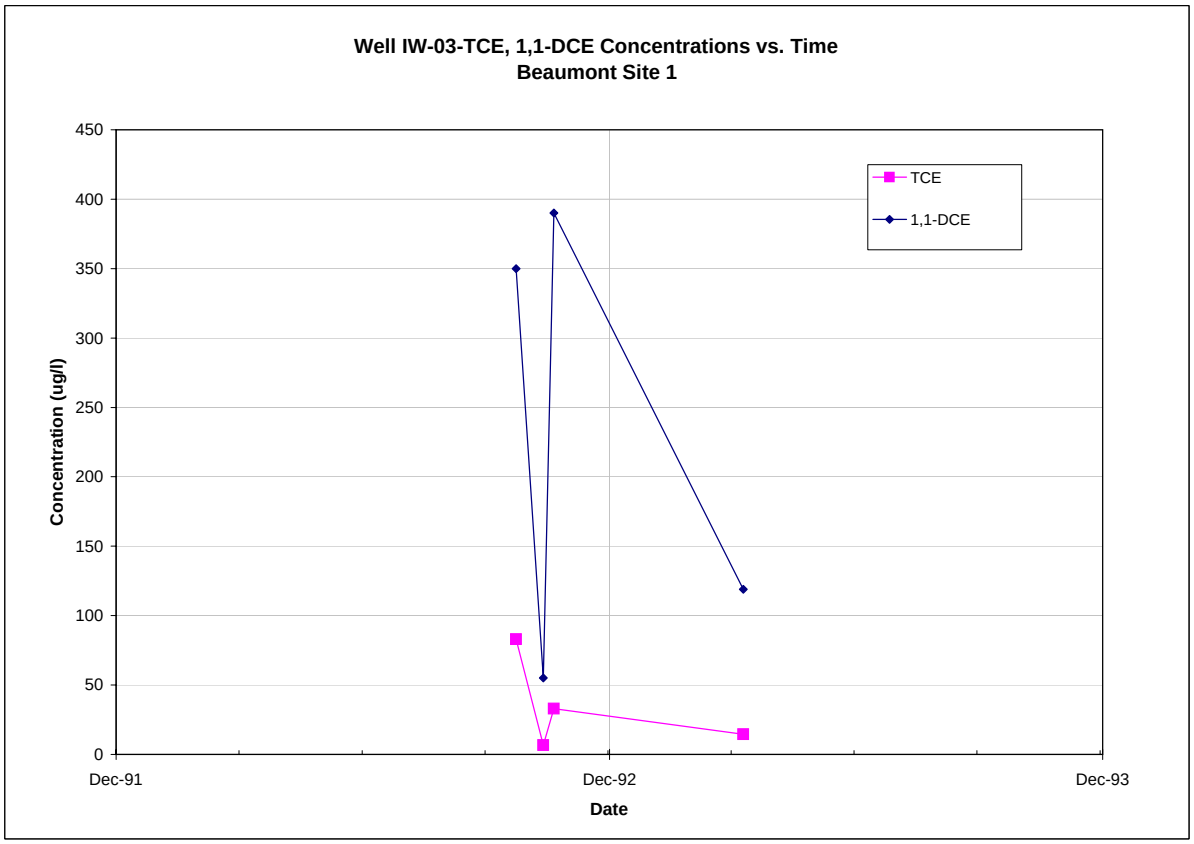

Note: All non-detections are set to zero for graphing purposes.

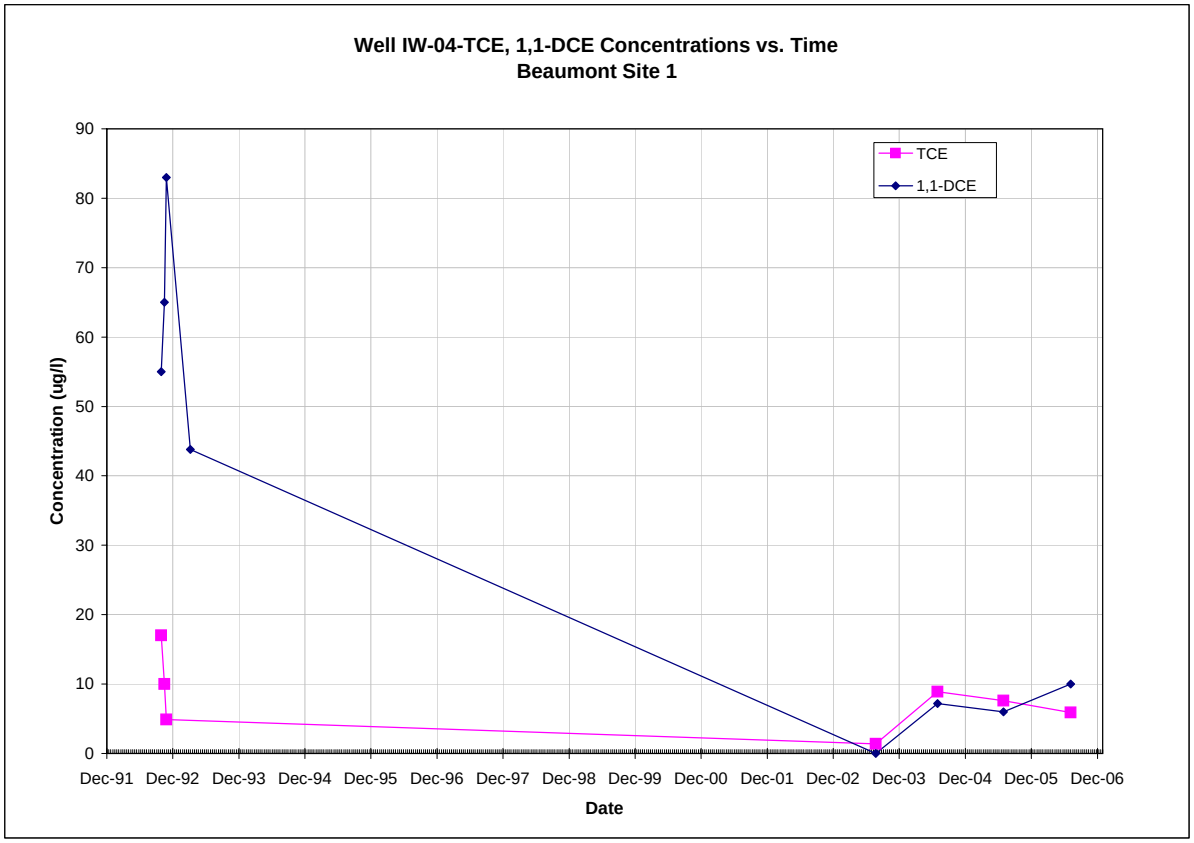

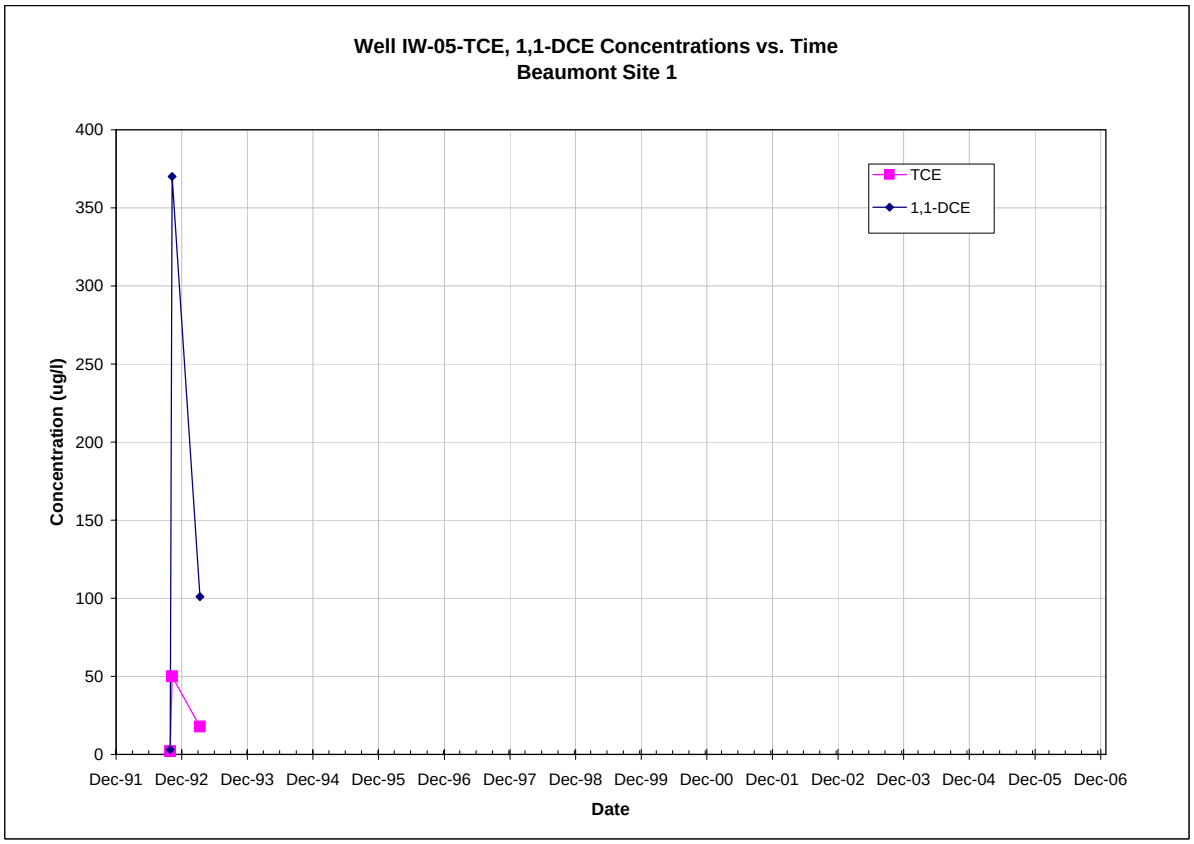

Note: All non-detections are set to zero for graphing purposes.

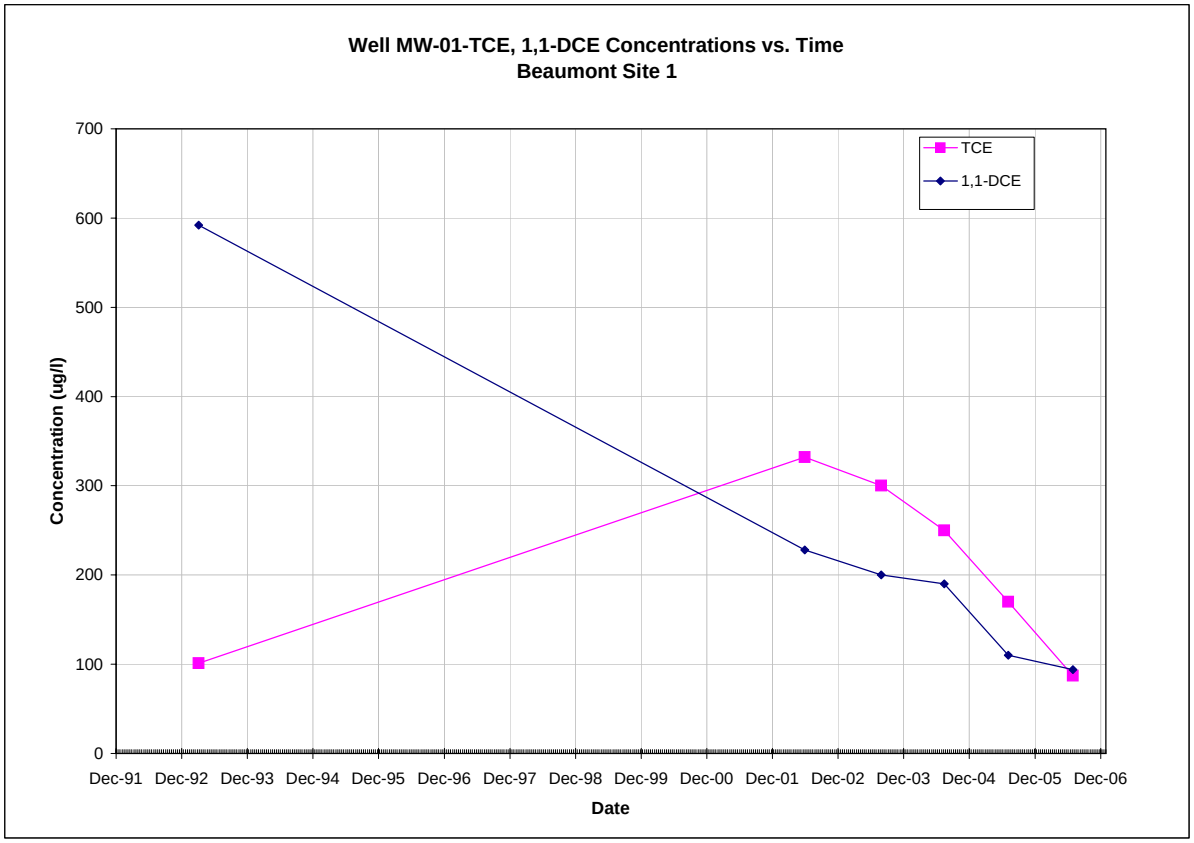

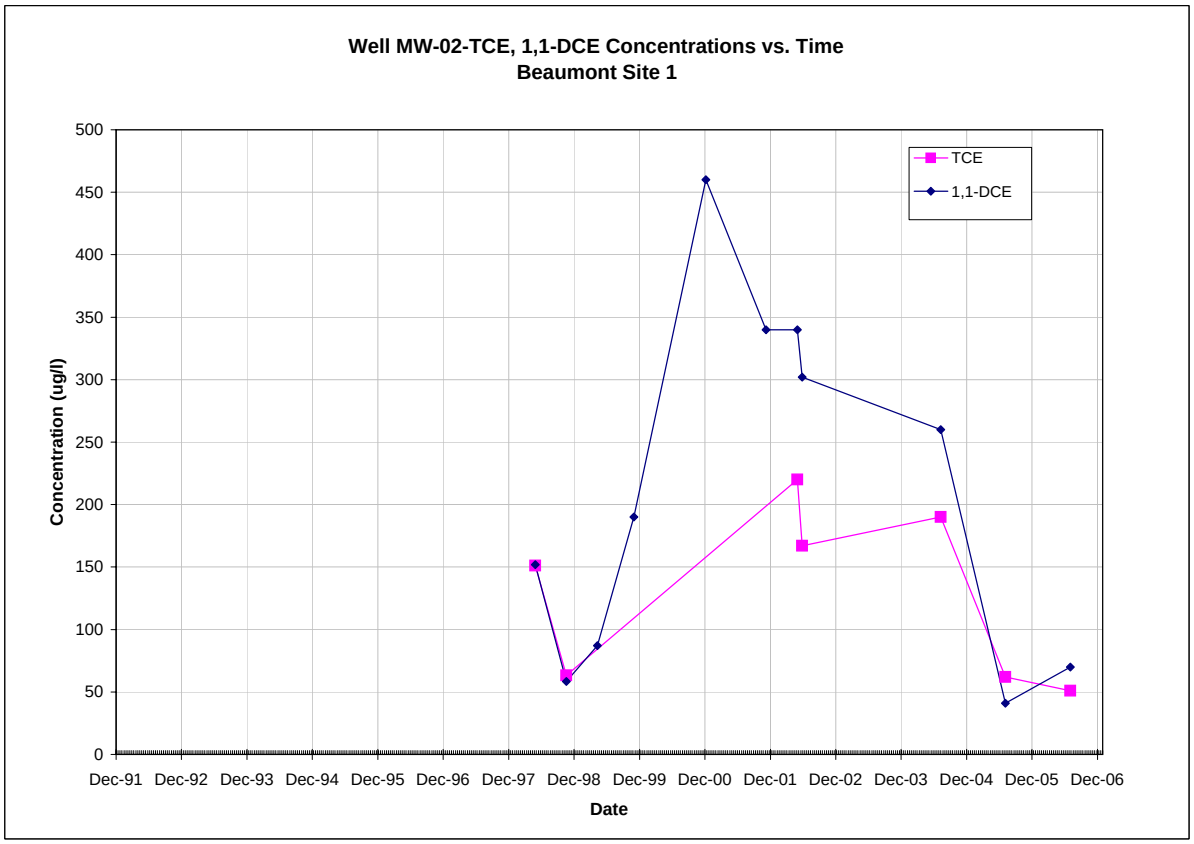

Note: All non-detections are set to zero for graphing purposes.

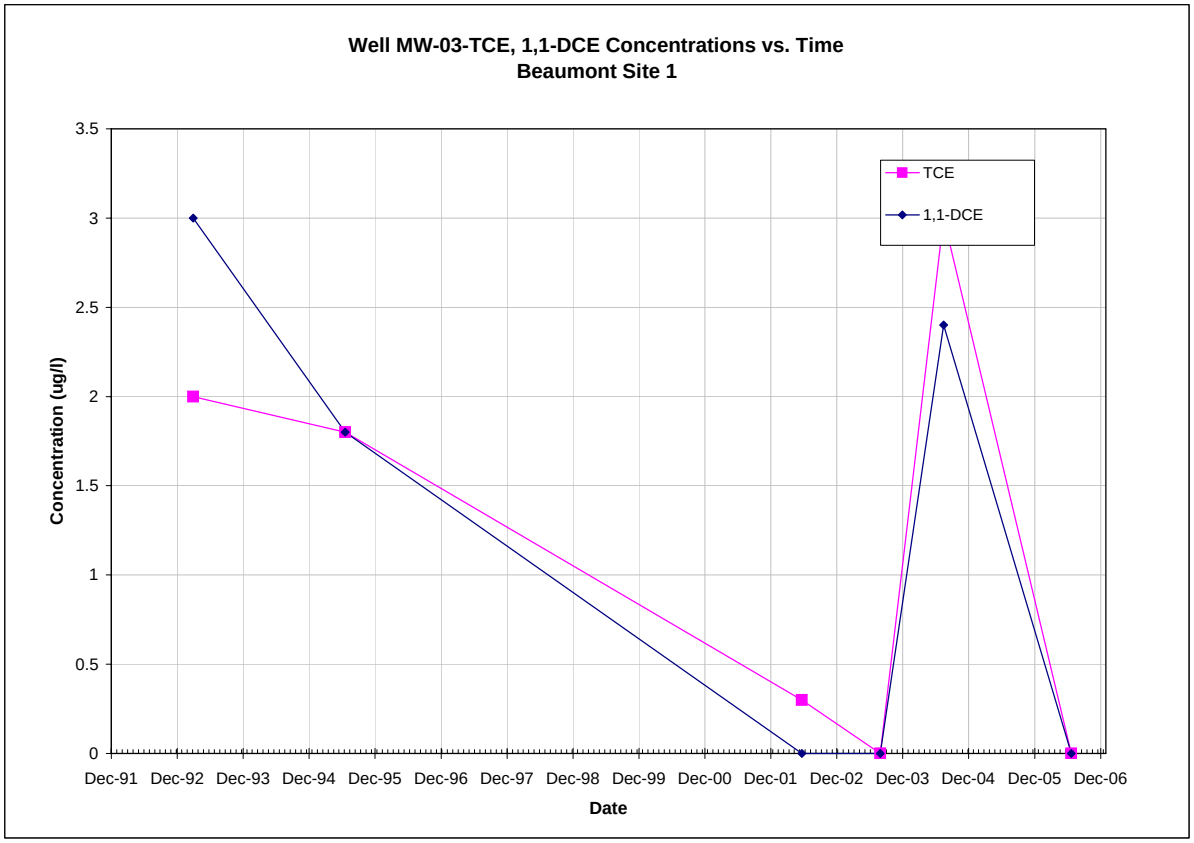

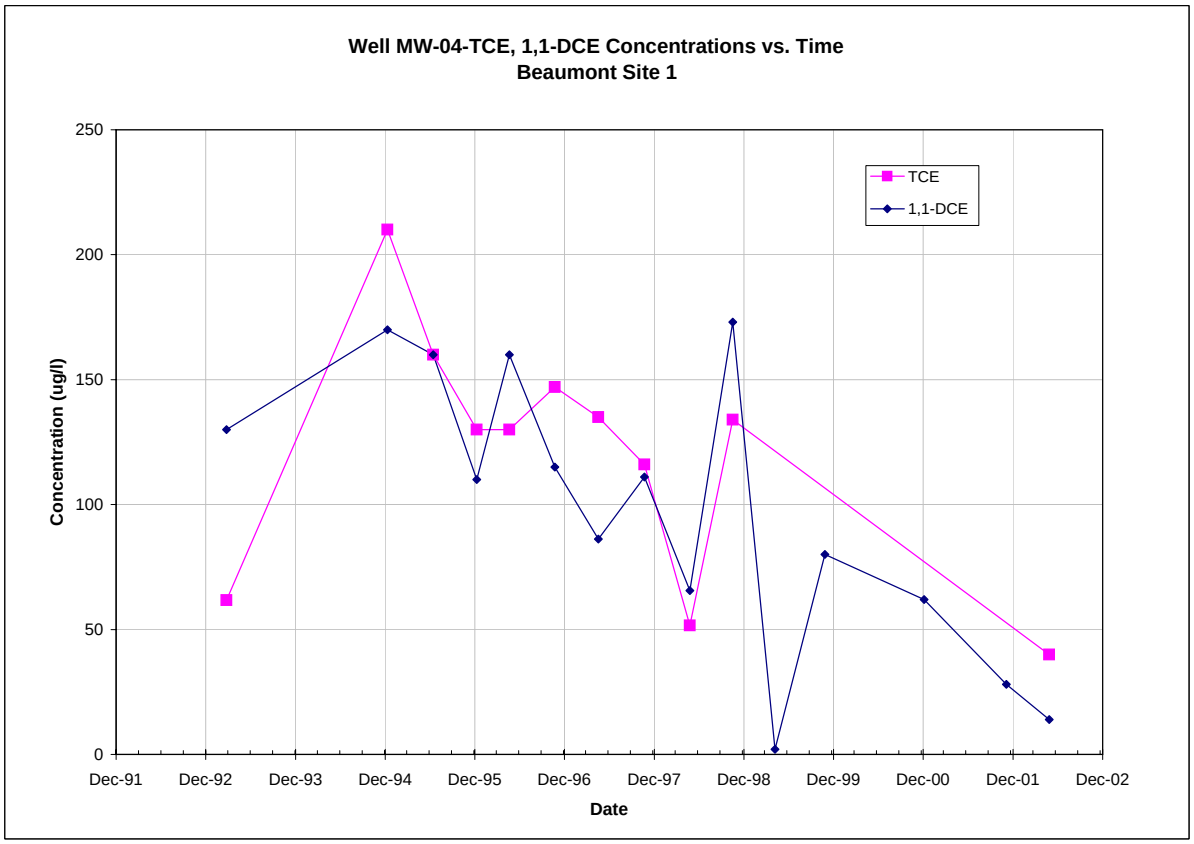

Note: All non-detections are set to zero for graphing purposes.

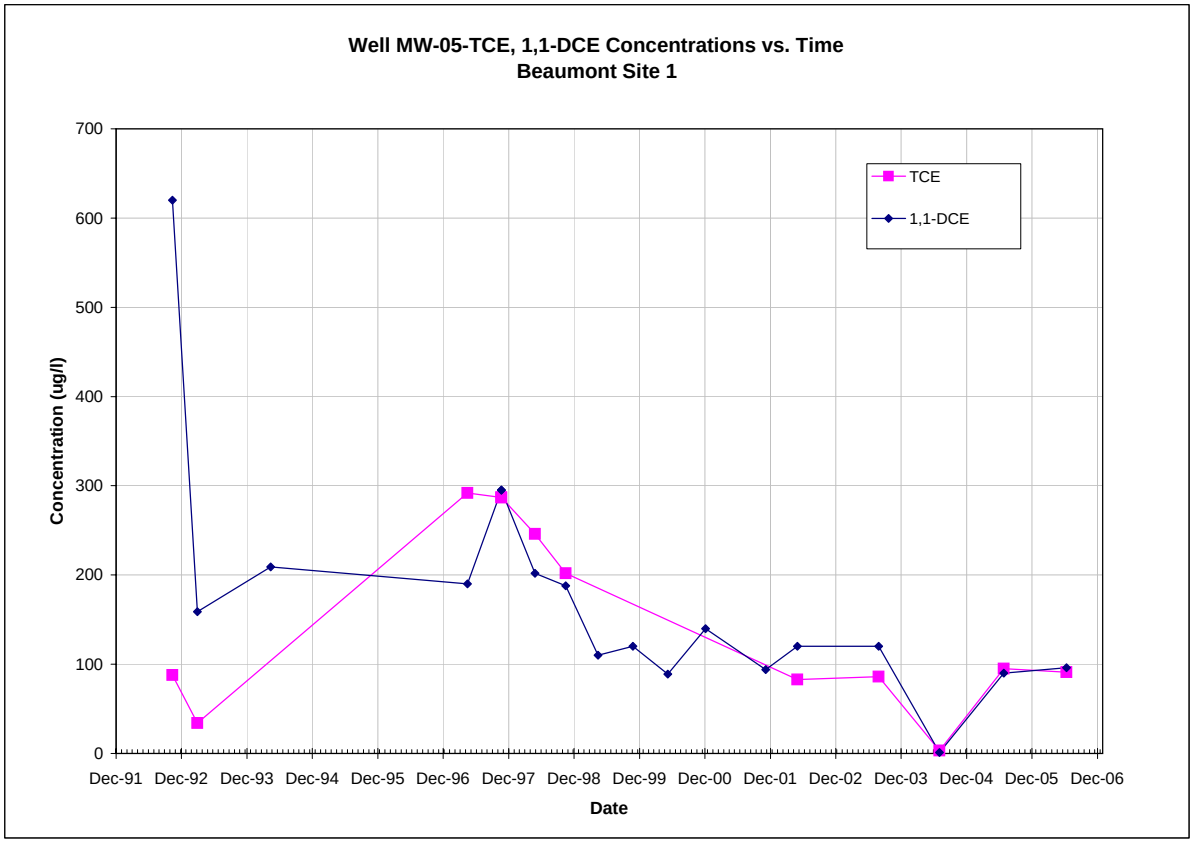

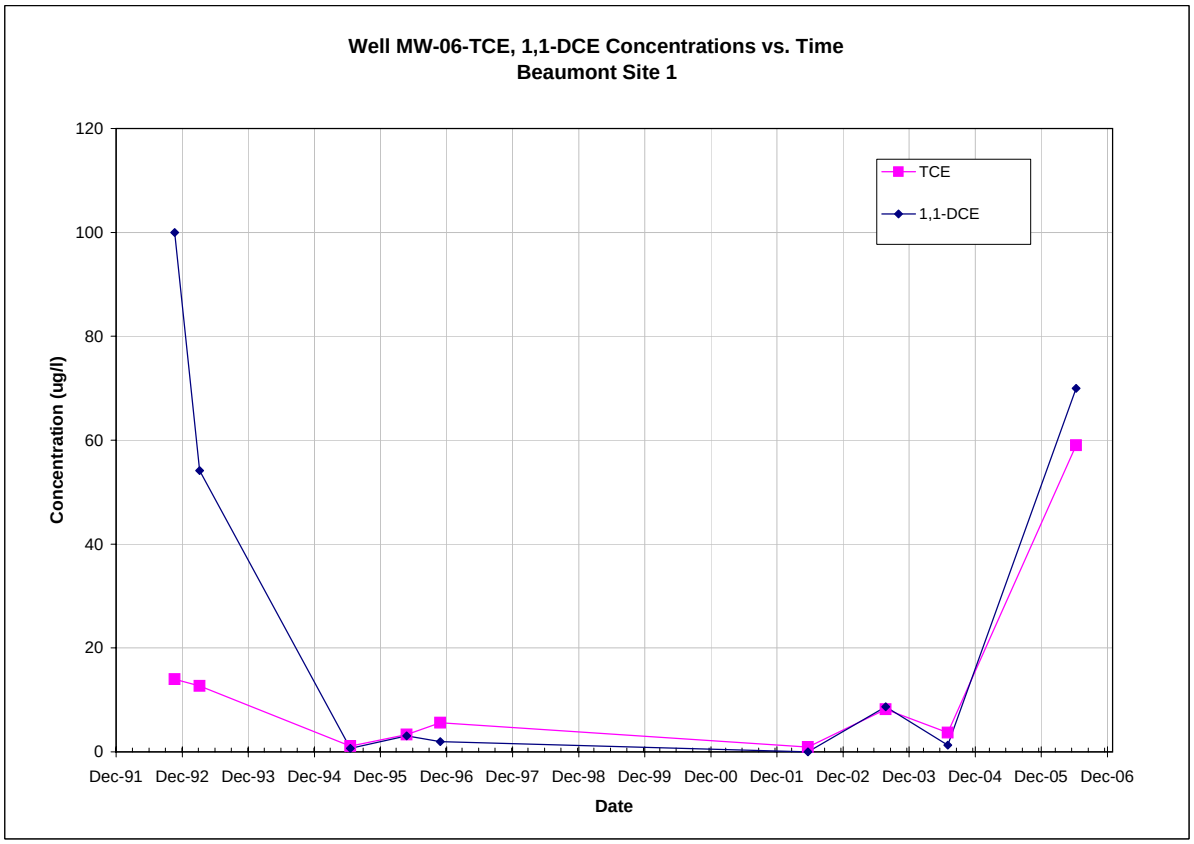

Note: All non-detections are set to zero for graphing purposes.

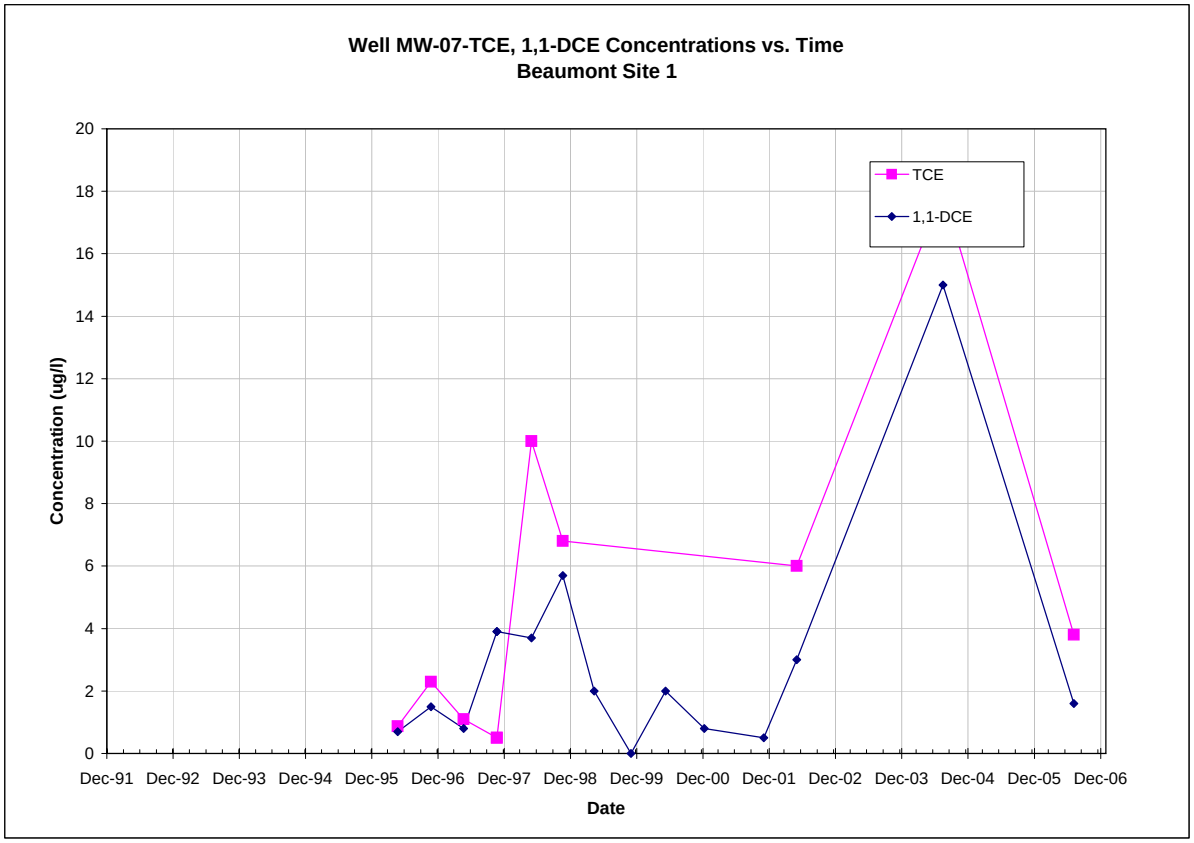

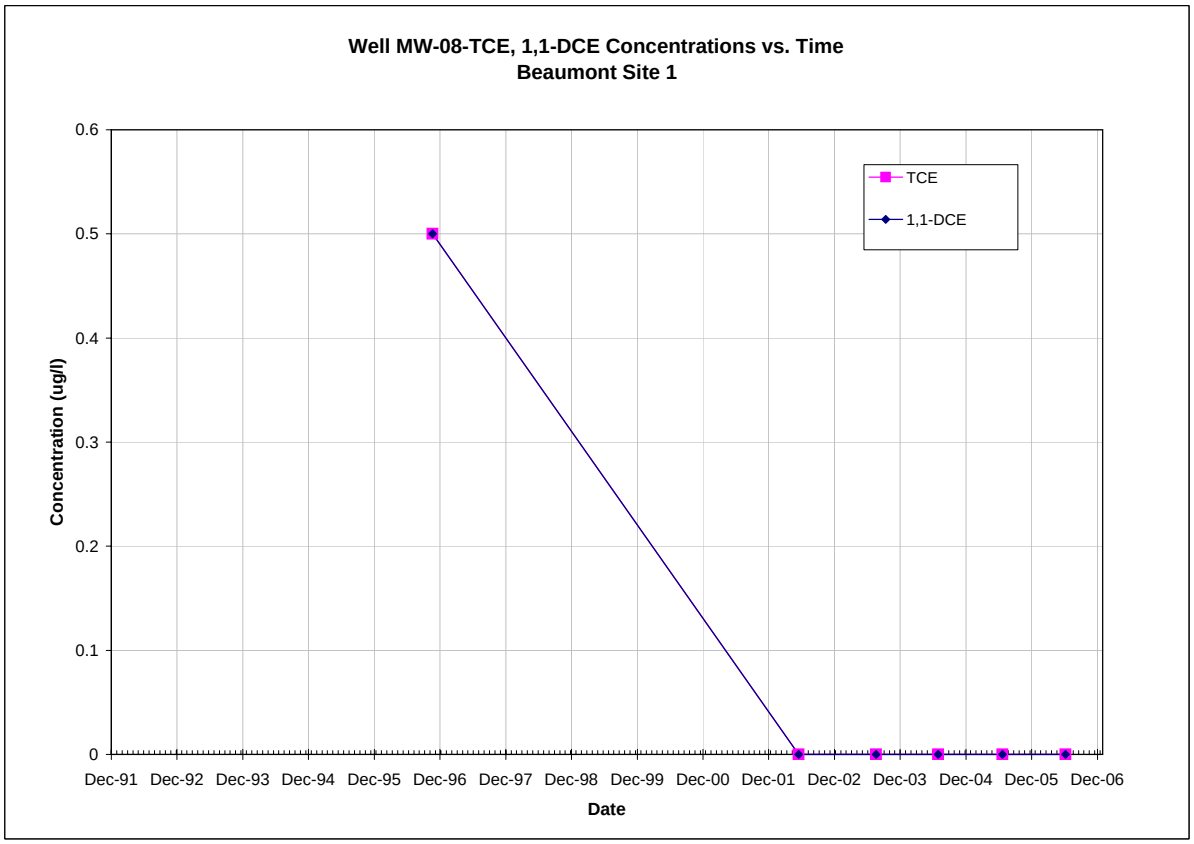

Note: All non-detections are set to zero for graphing purposes.

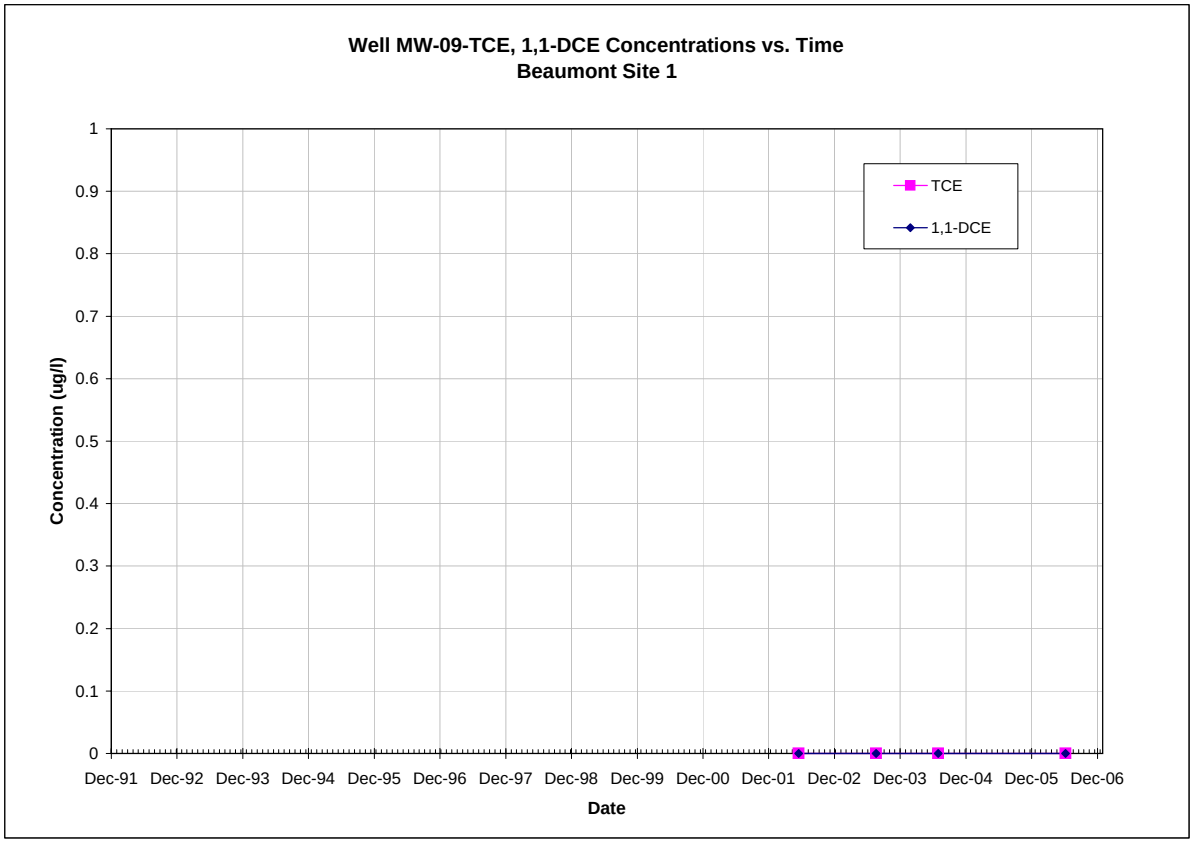

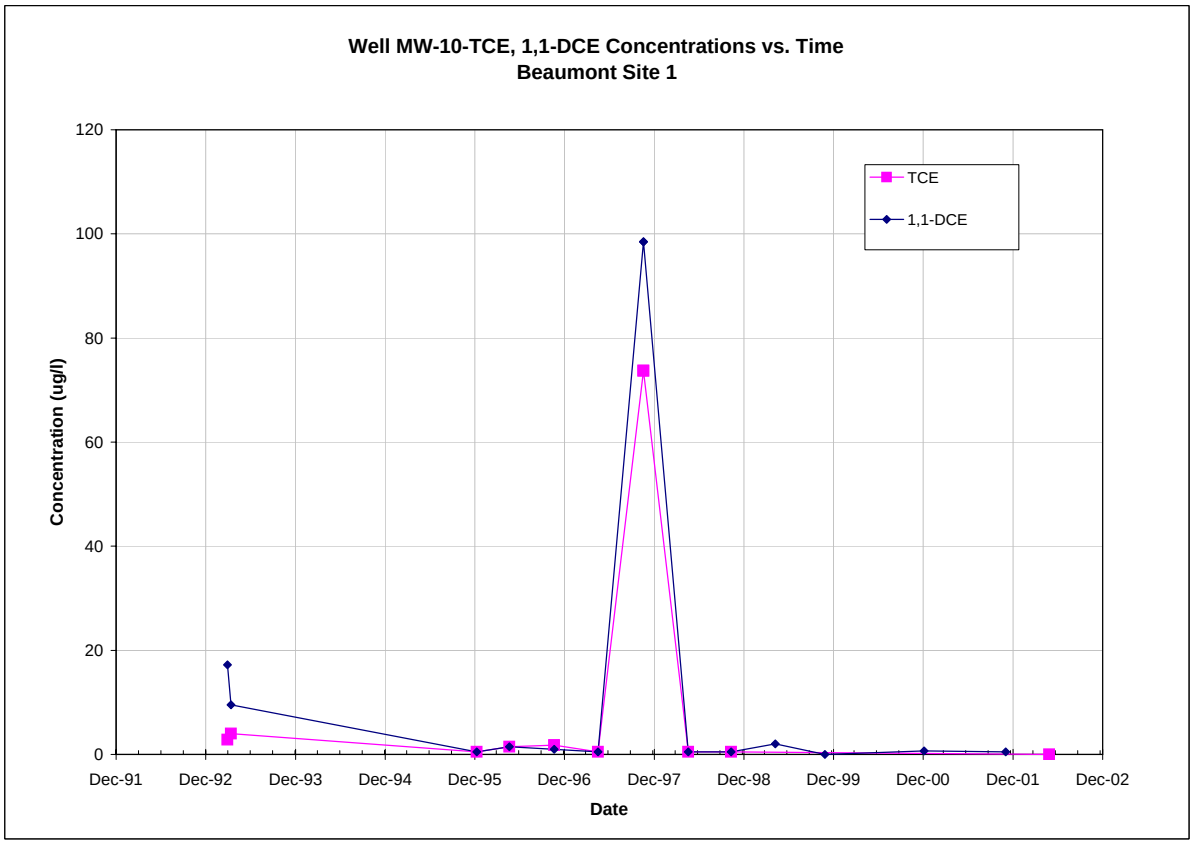

Note: All non-detections are set to zero for graphing purposes.

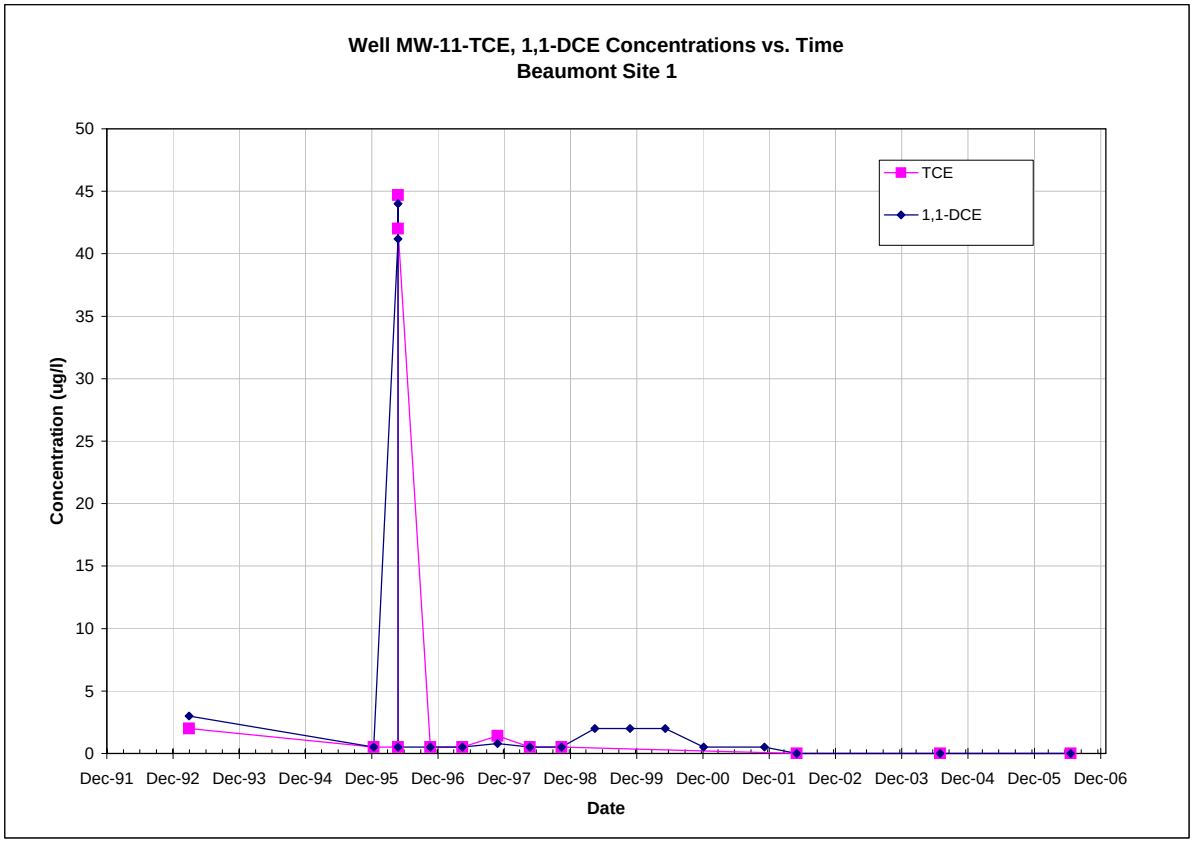

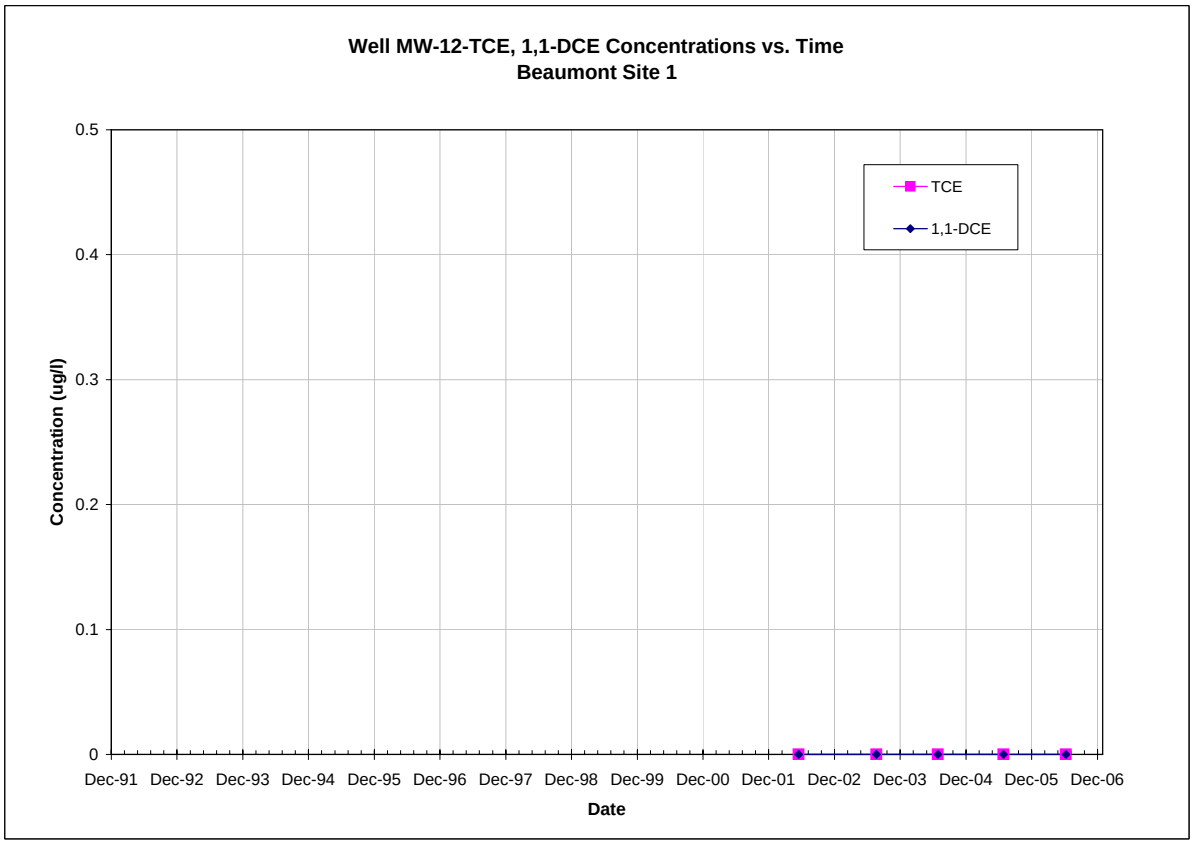

Note: All non-detections are set to zero for graphing purposes.

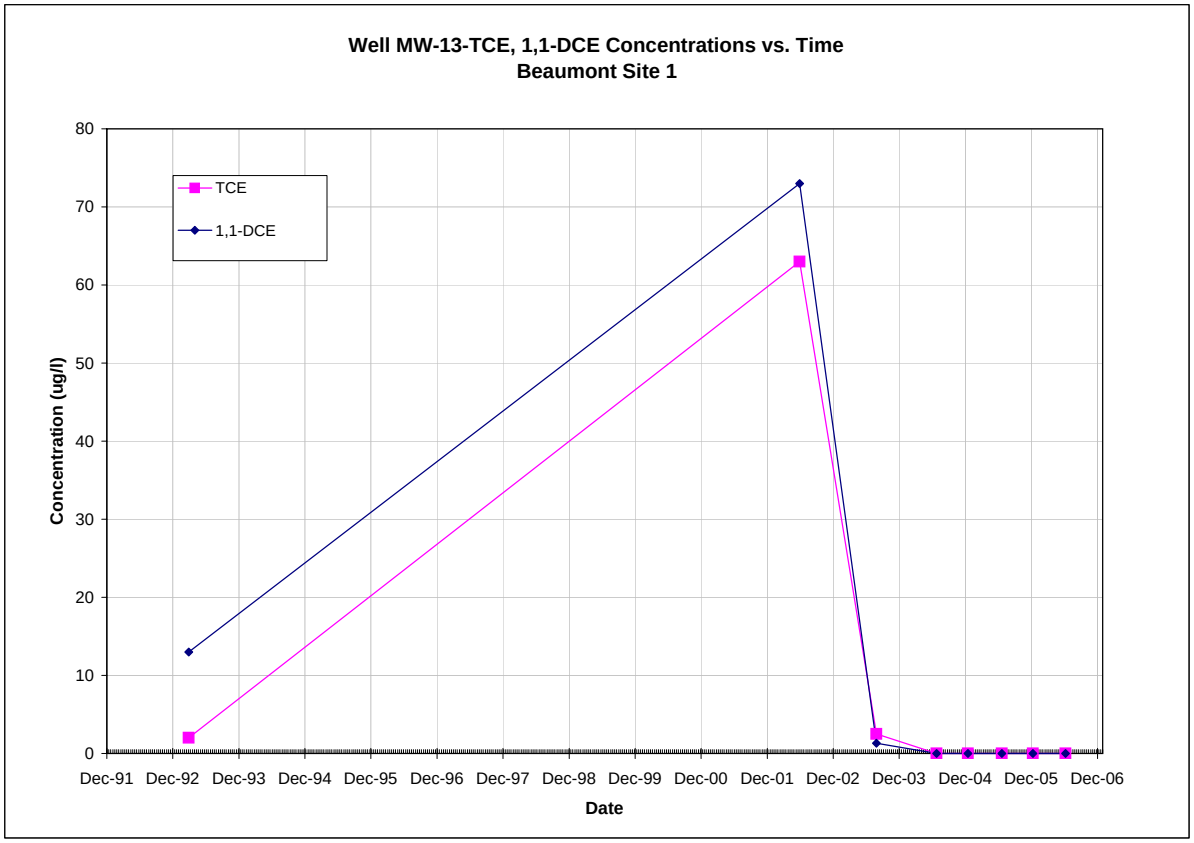

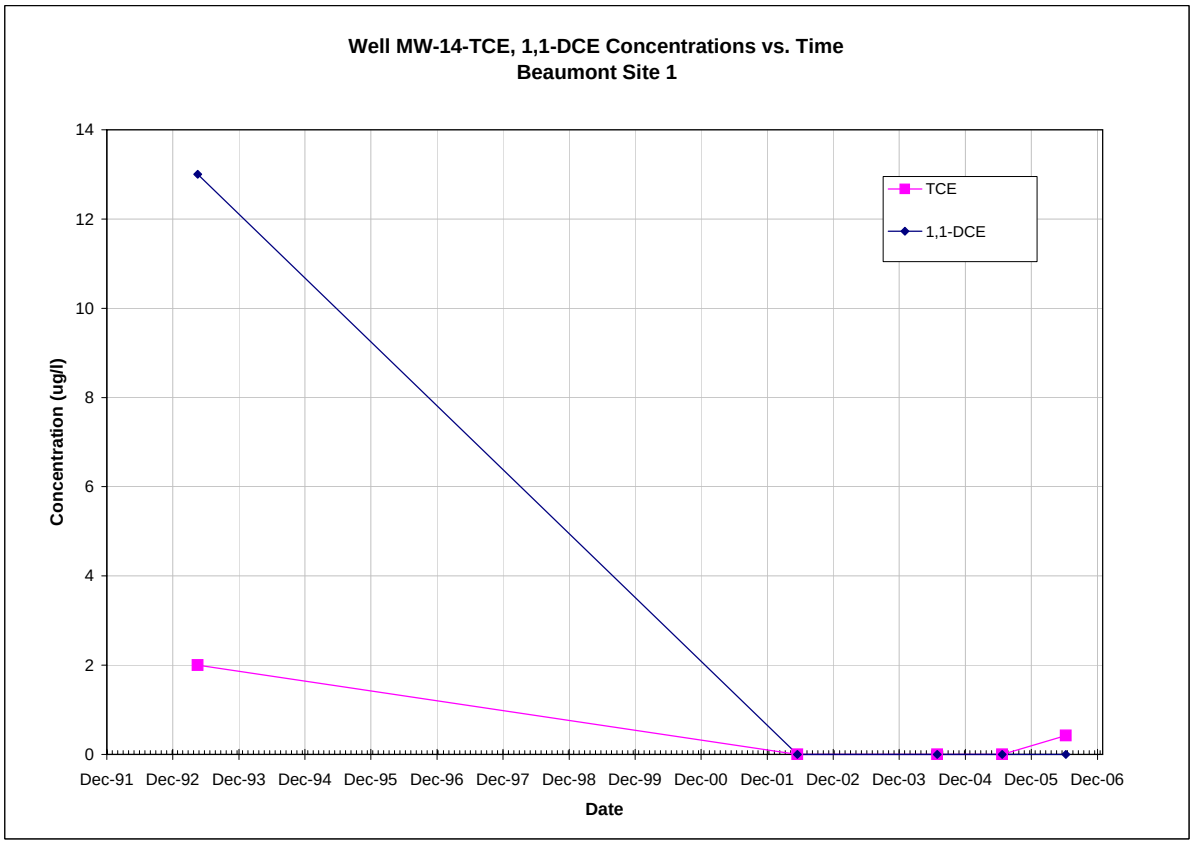

Note: All non-detections are set to zero for graphing purposes.

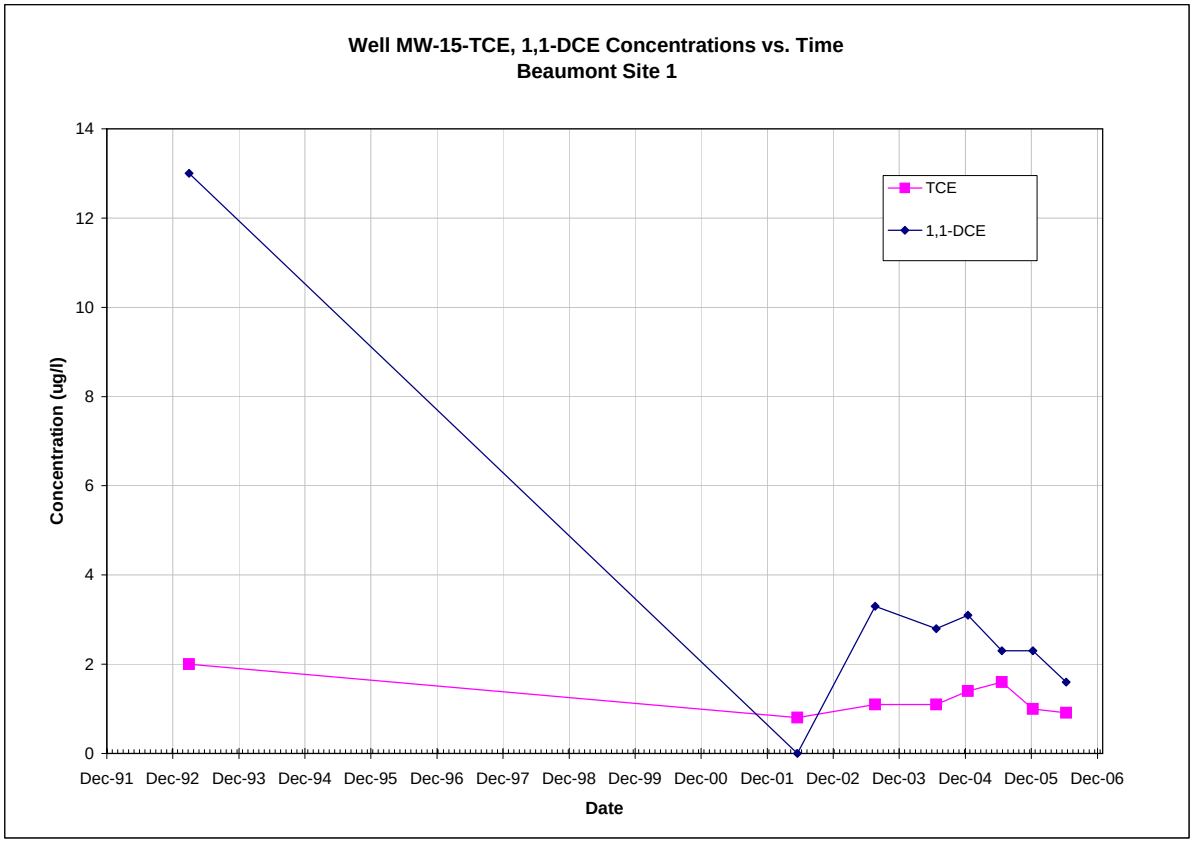

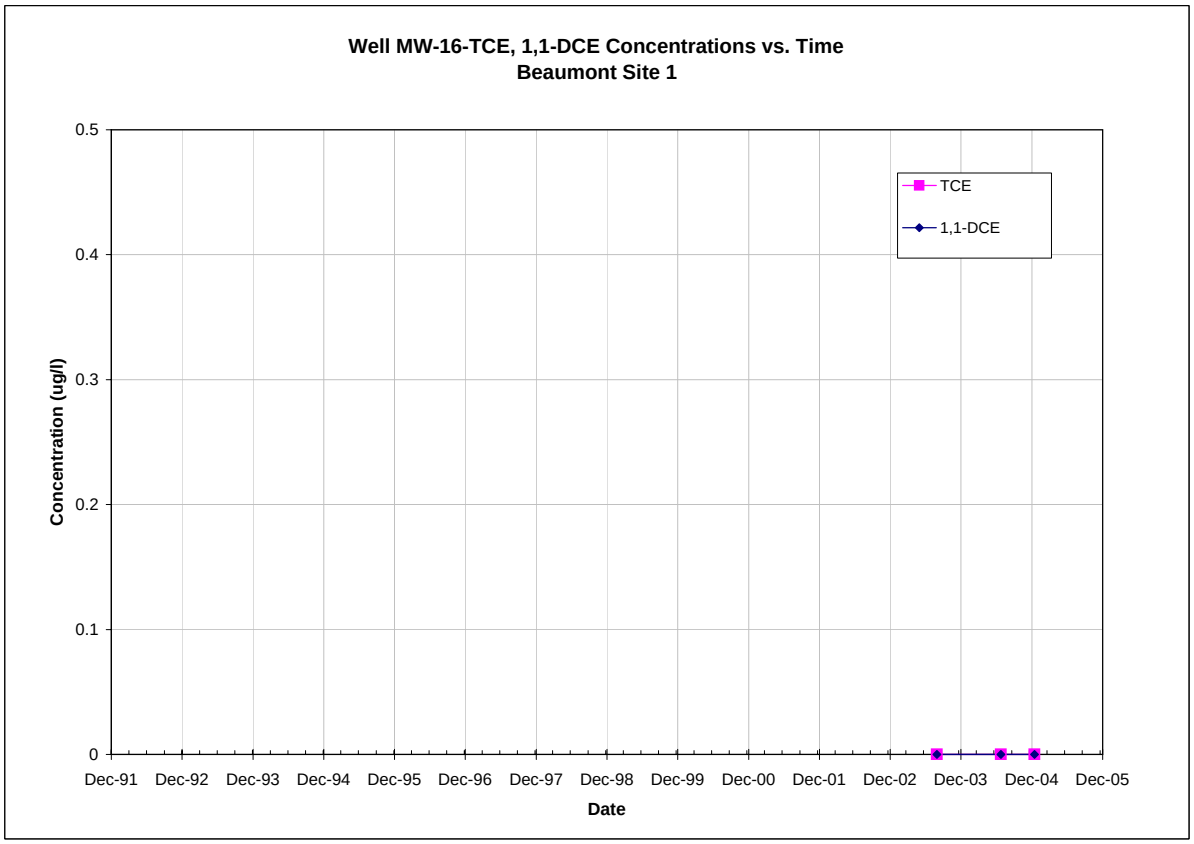

Note: All non-detections are set to zero for graphing purposes.

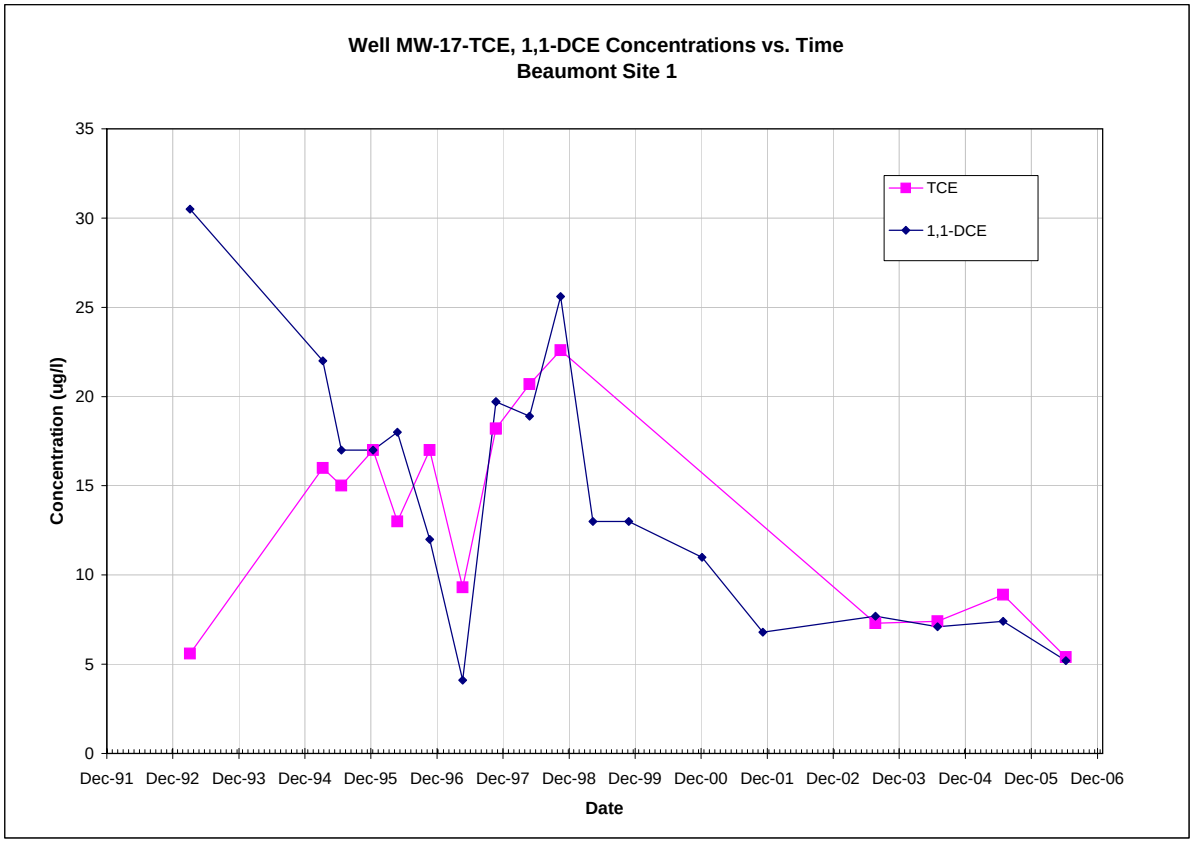

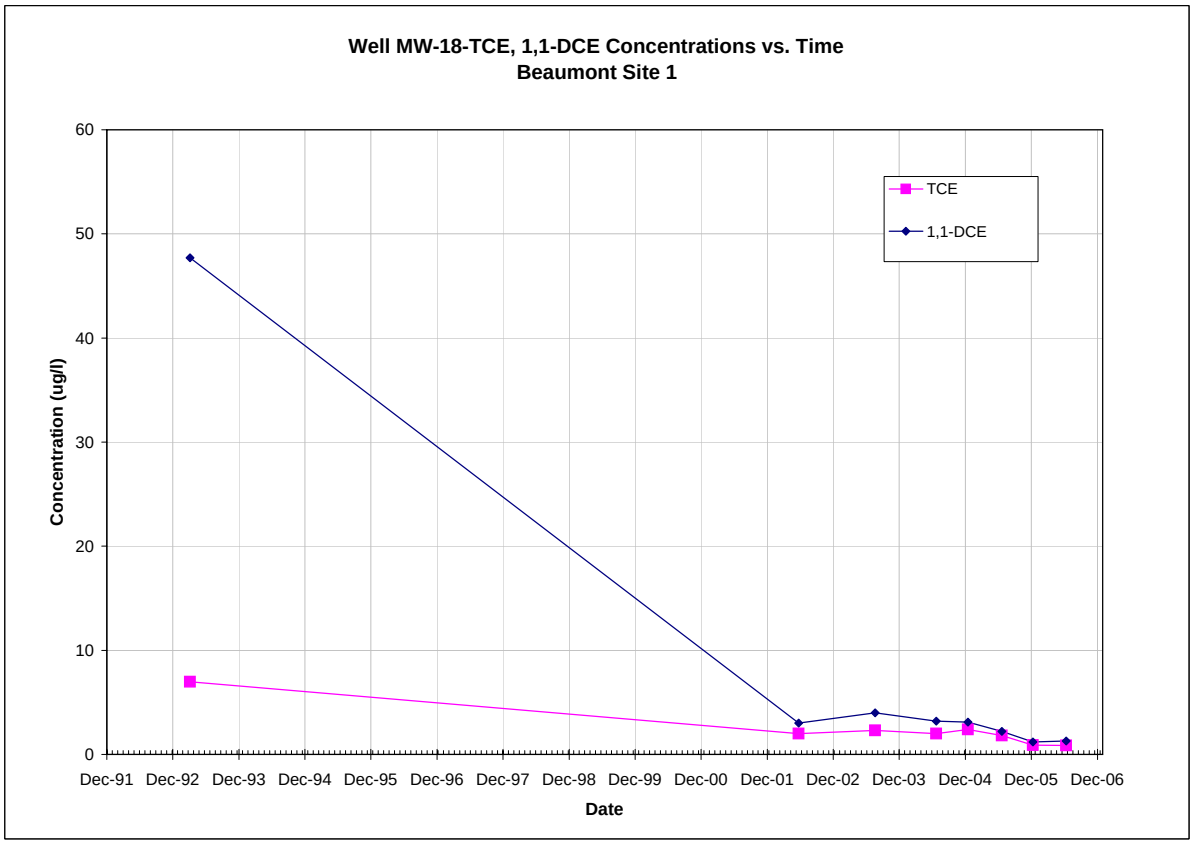

Note: All non-detections are set to zero for graphing purposes.

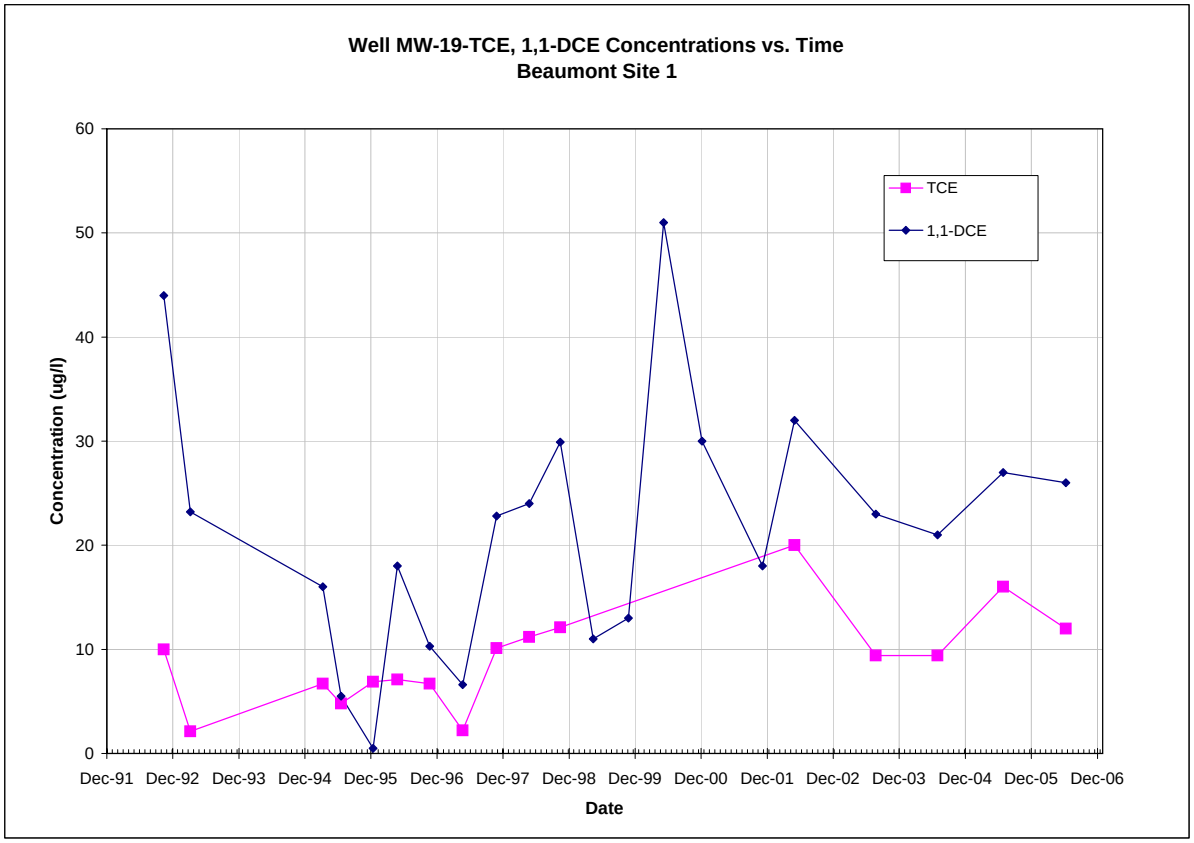

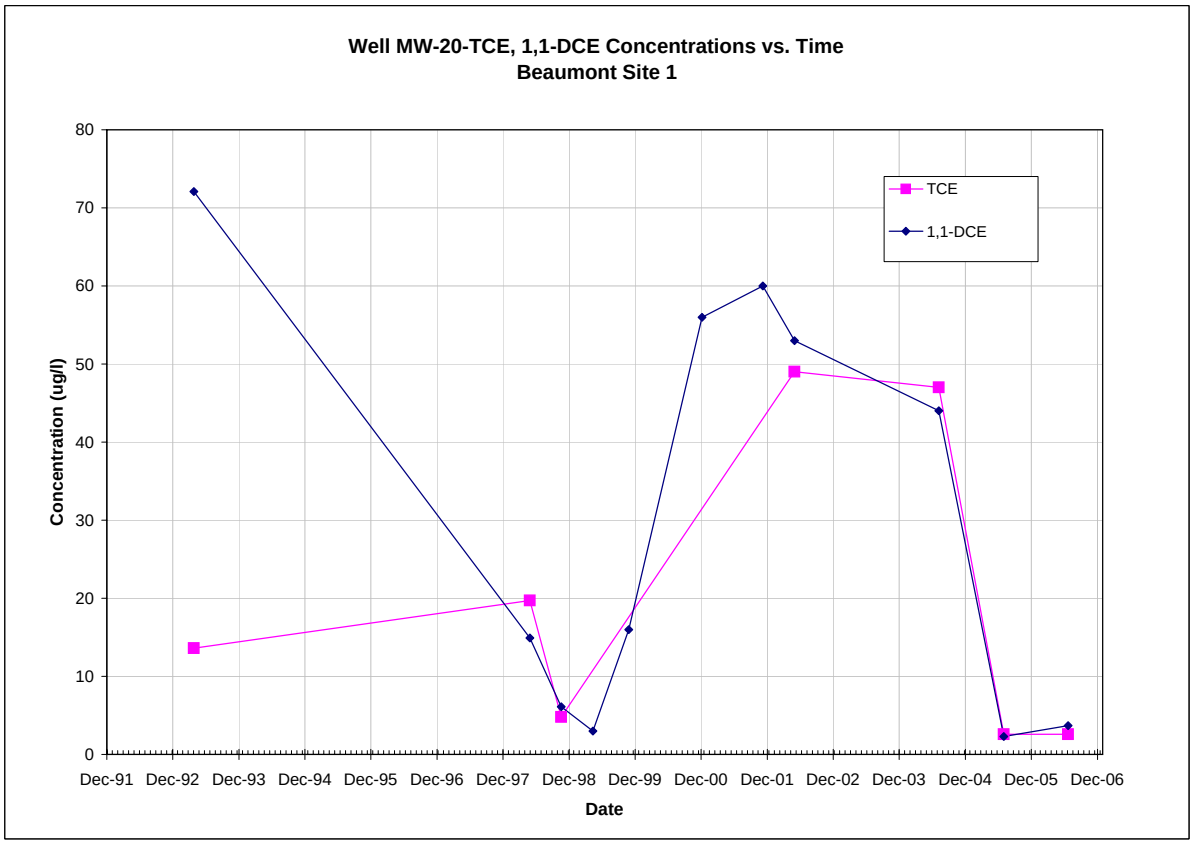

Note: All non-detections are set to zero for graphing purposes.

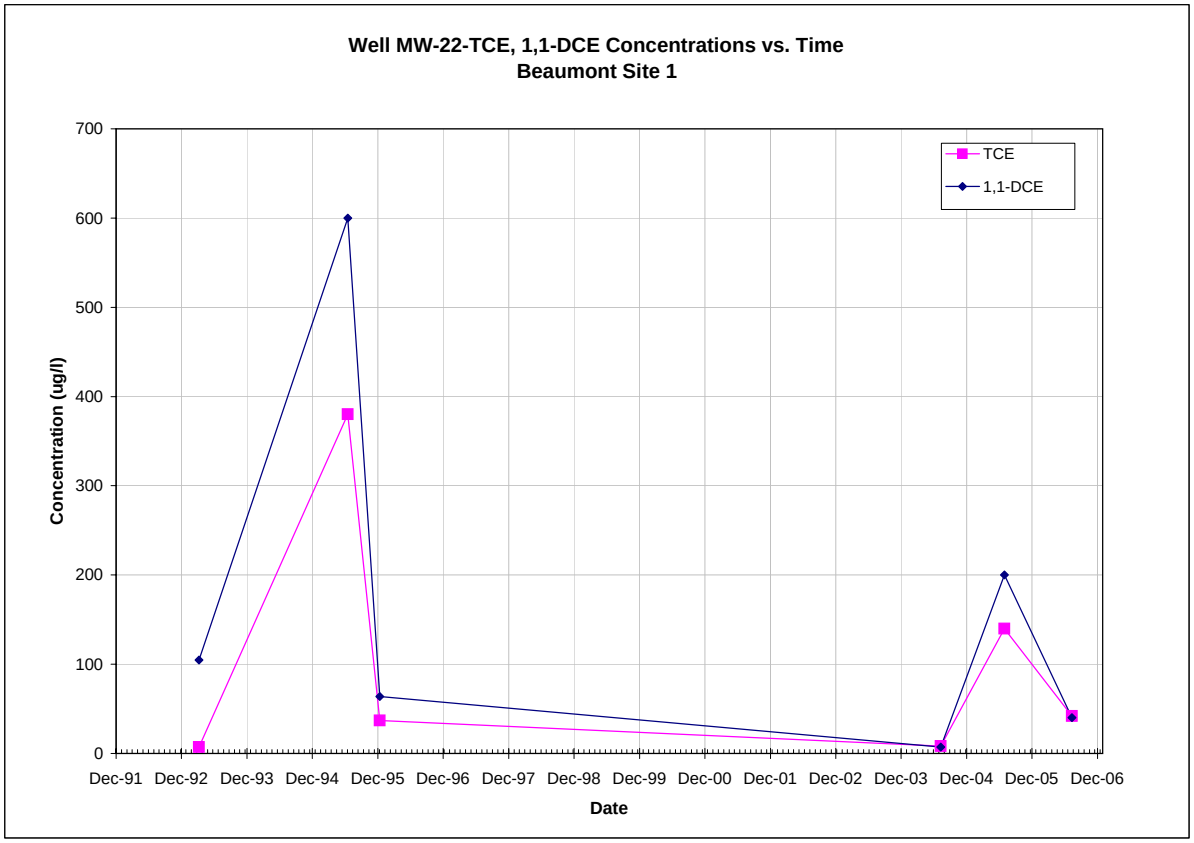

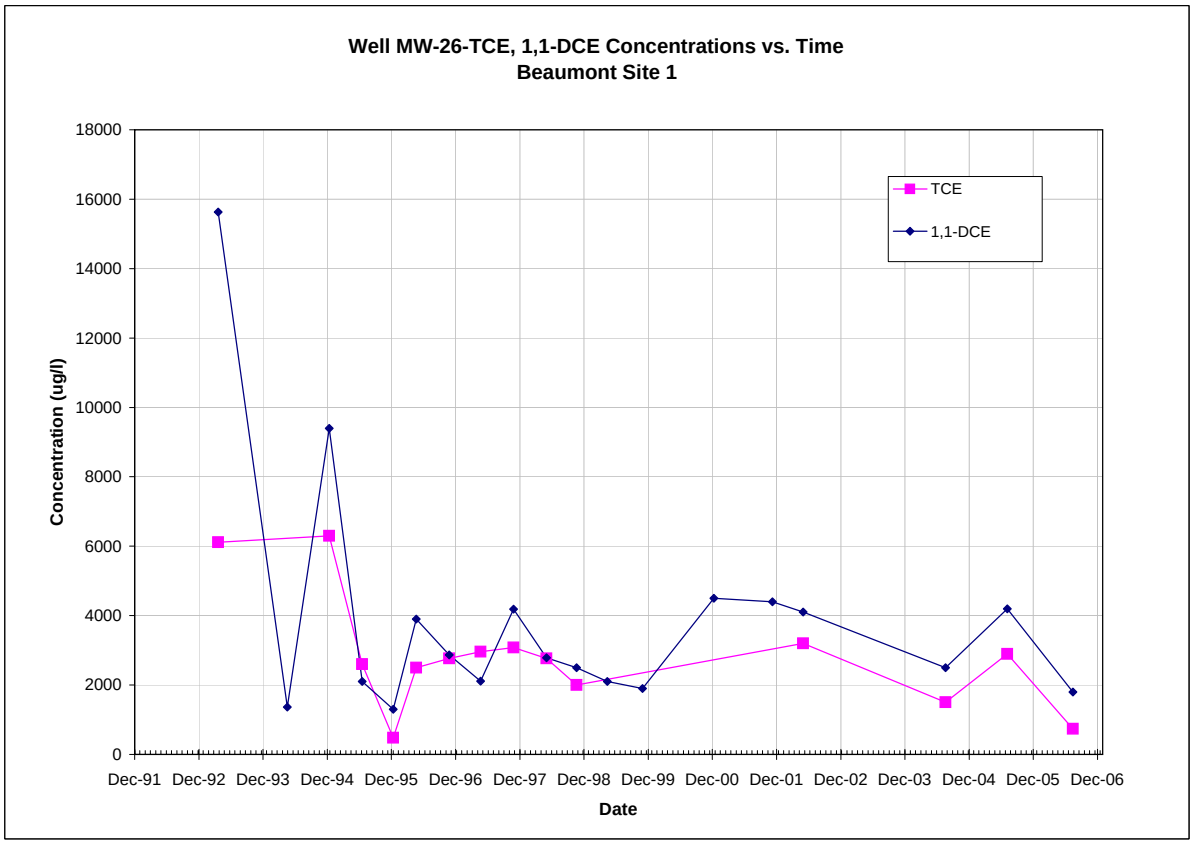

Note: All non-detections are set to zero for graphing purposes.

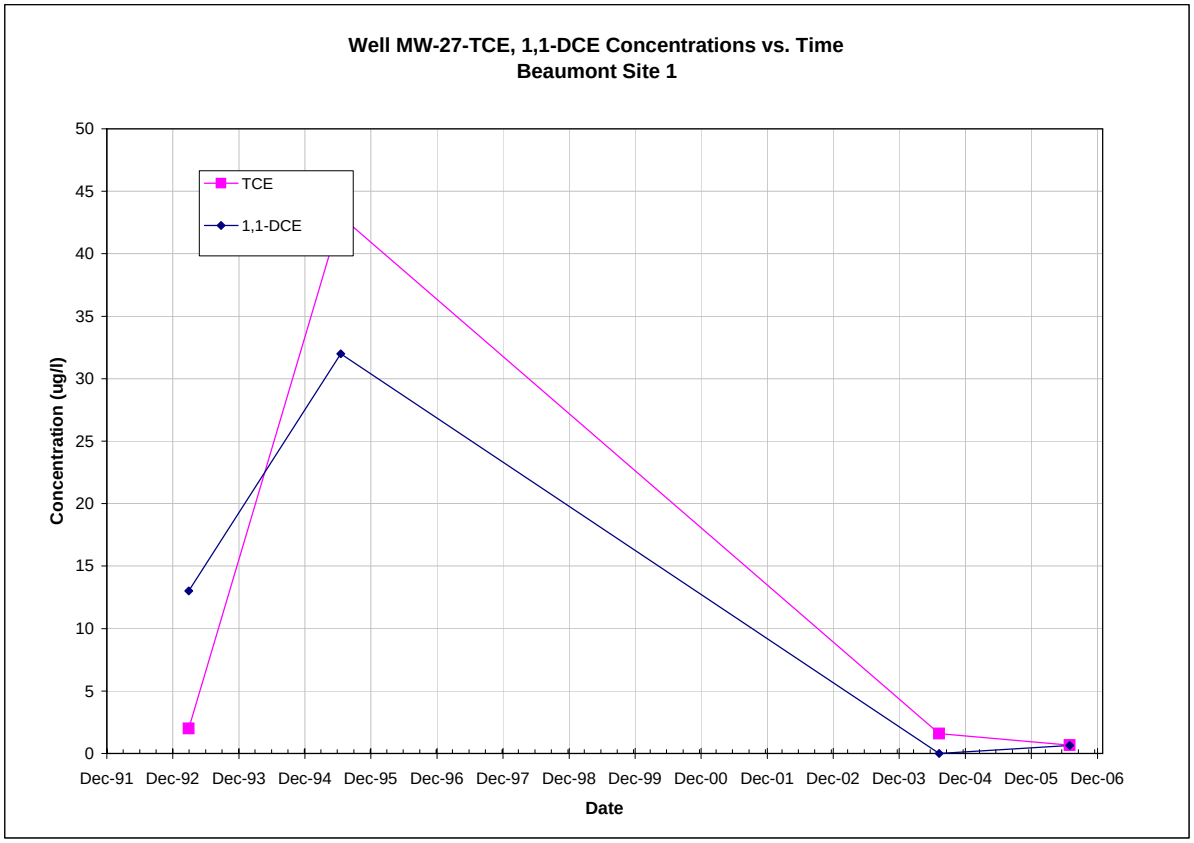

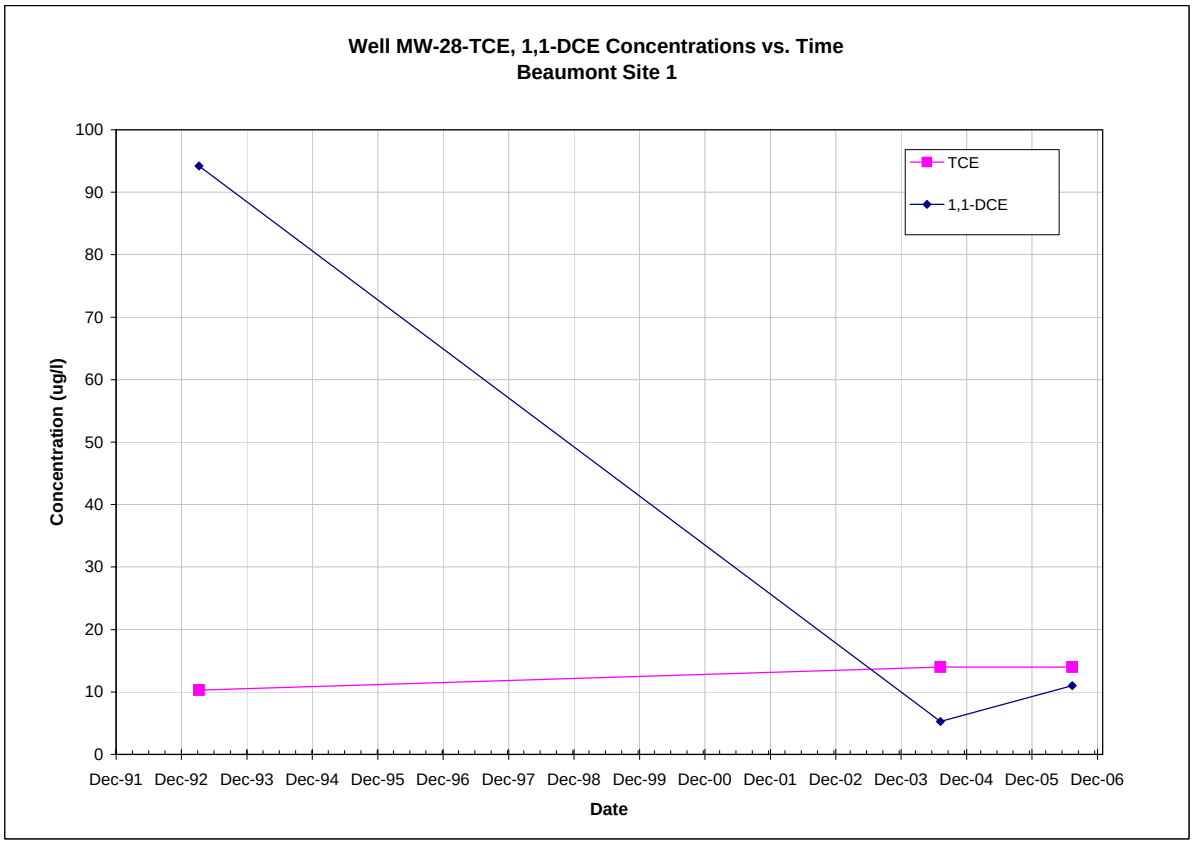

Note: All non-detections are set to zero for graphing purposes.

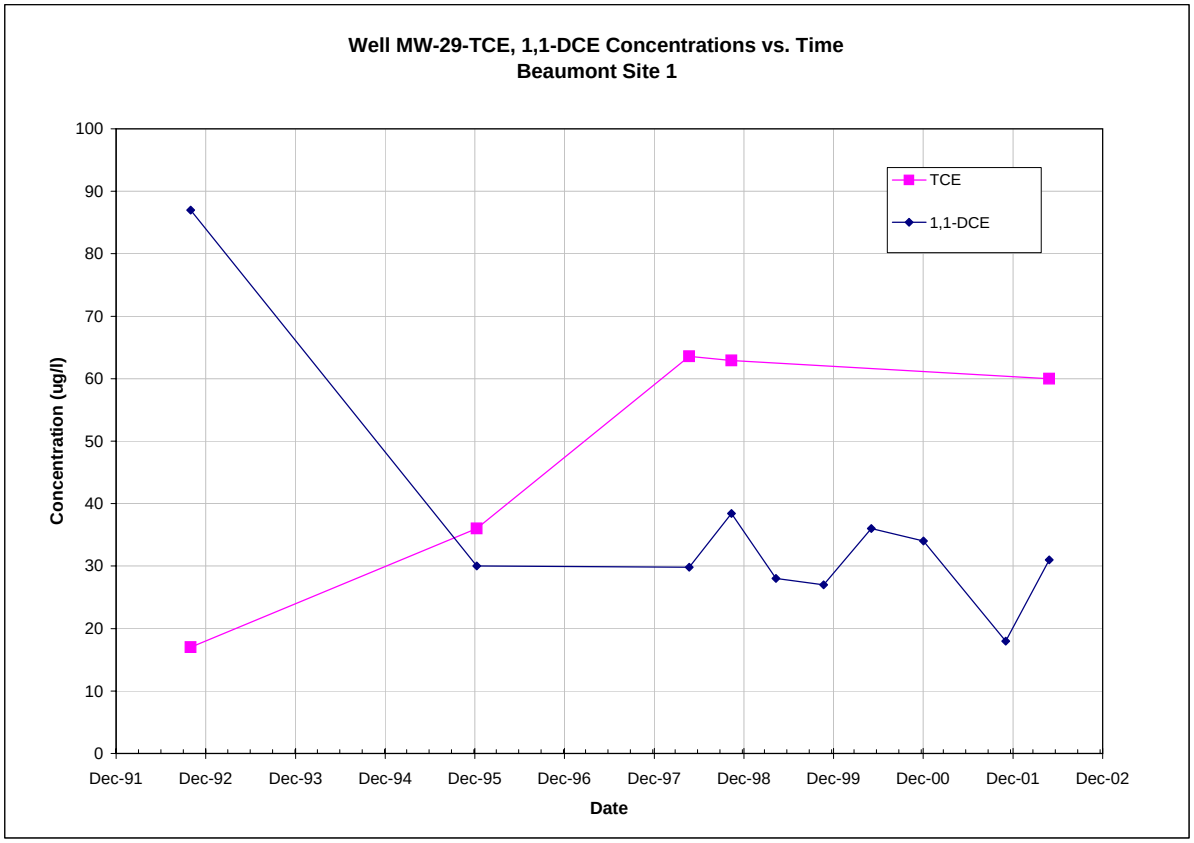

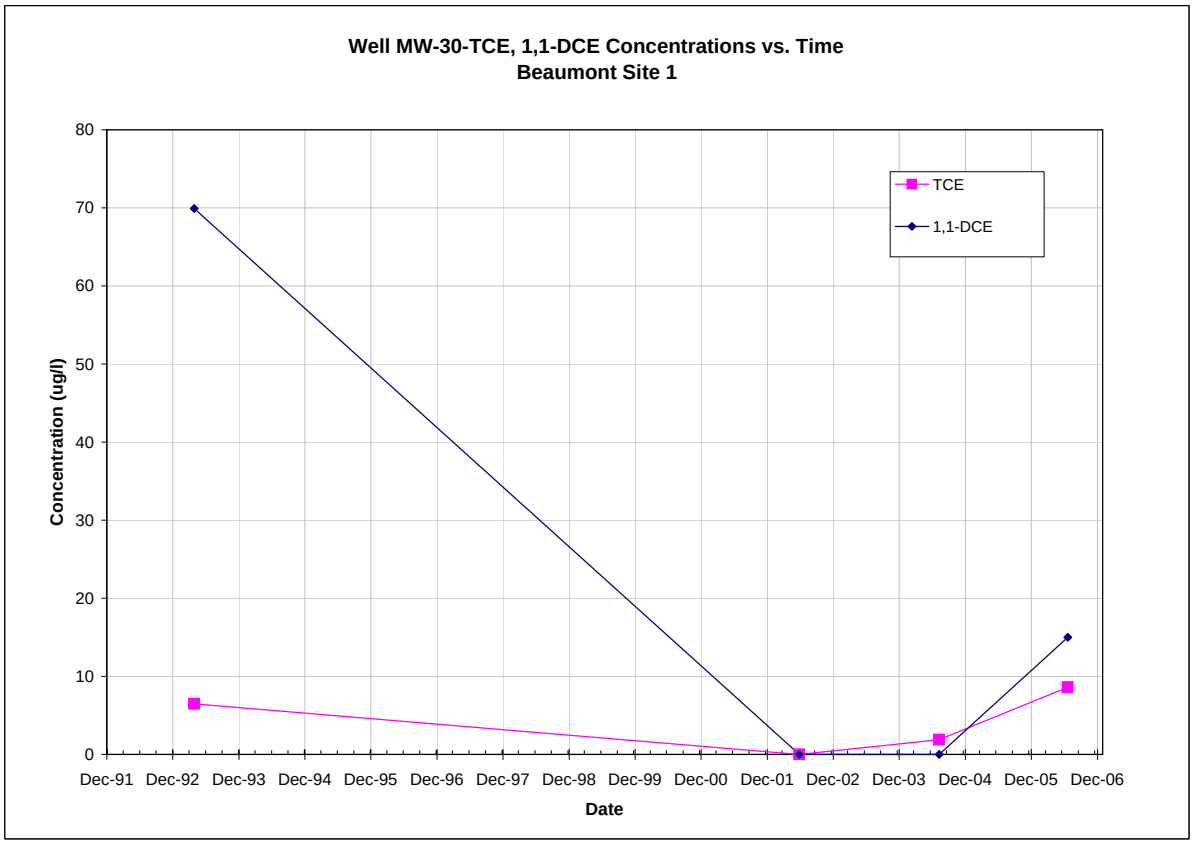

Note: All non-detections are set to zero for graphing purposes.

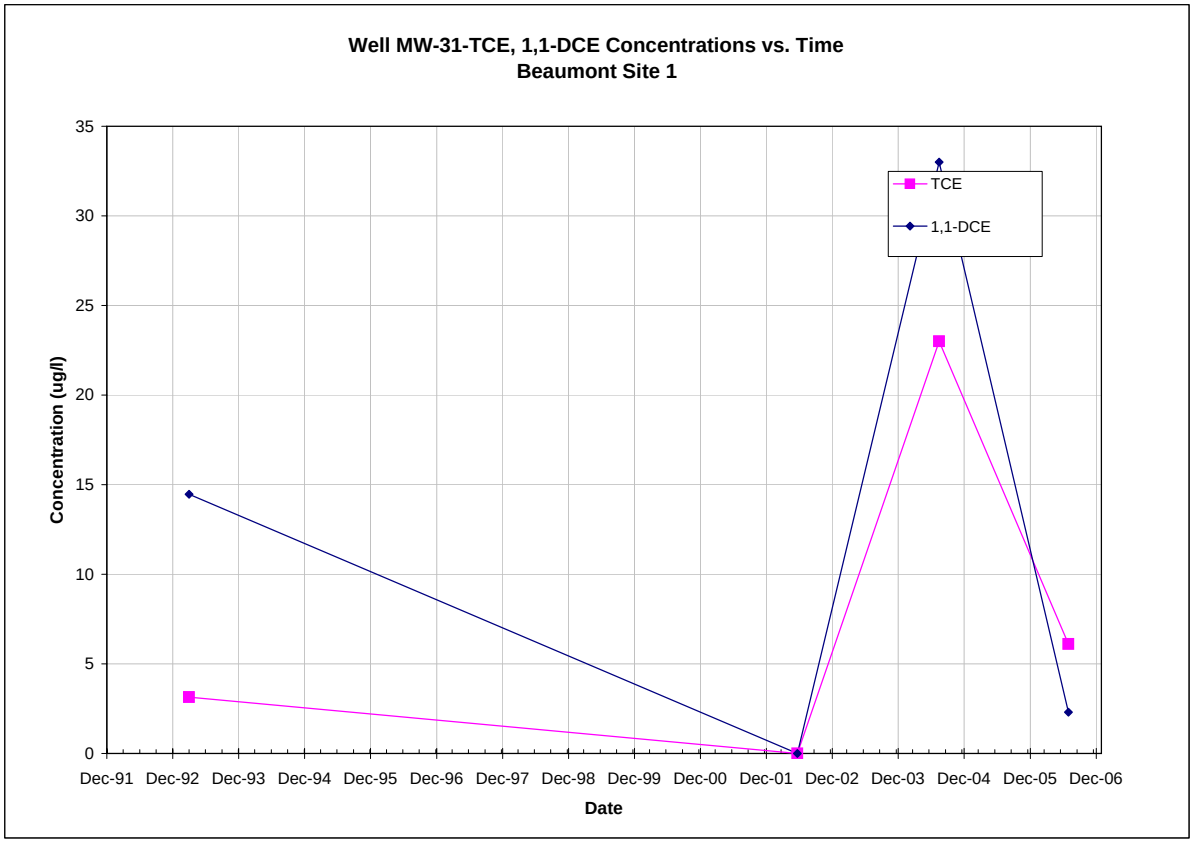

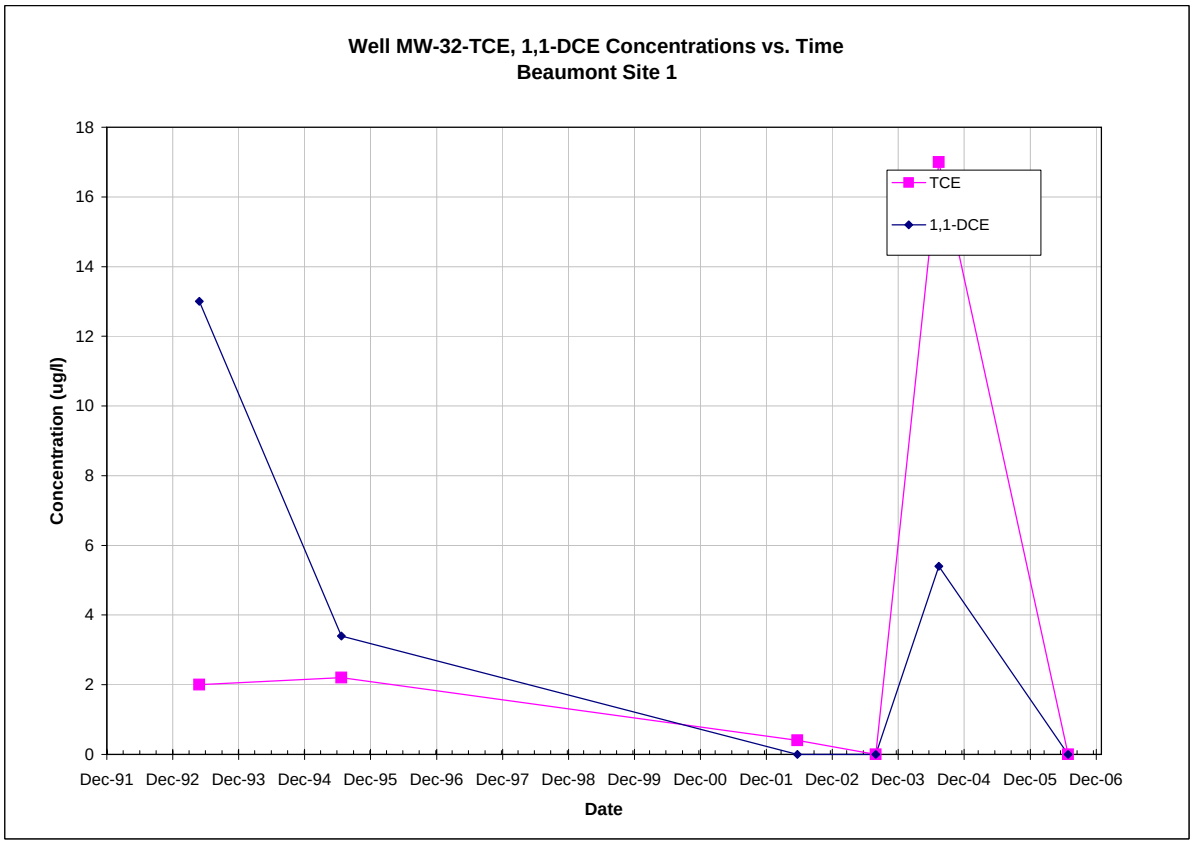

Note: All non-detections are set to zero for graphing purposes.

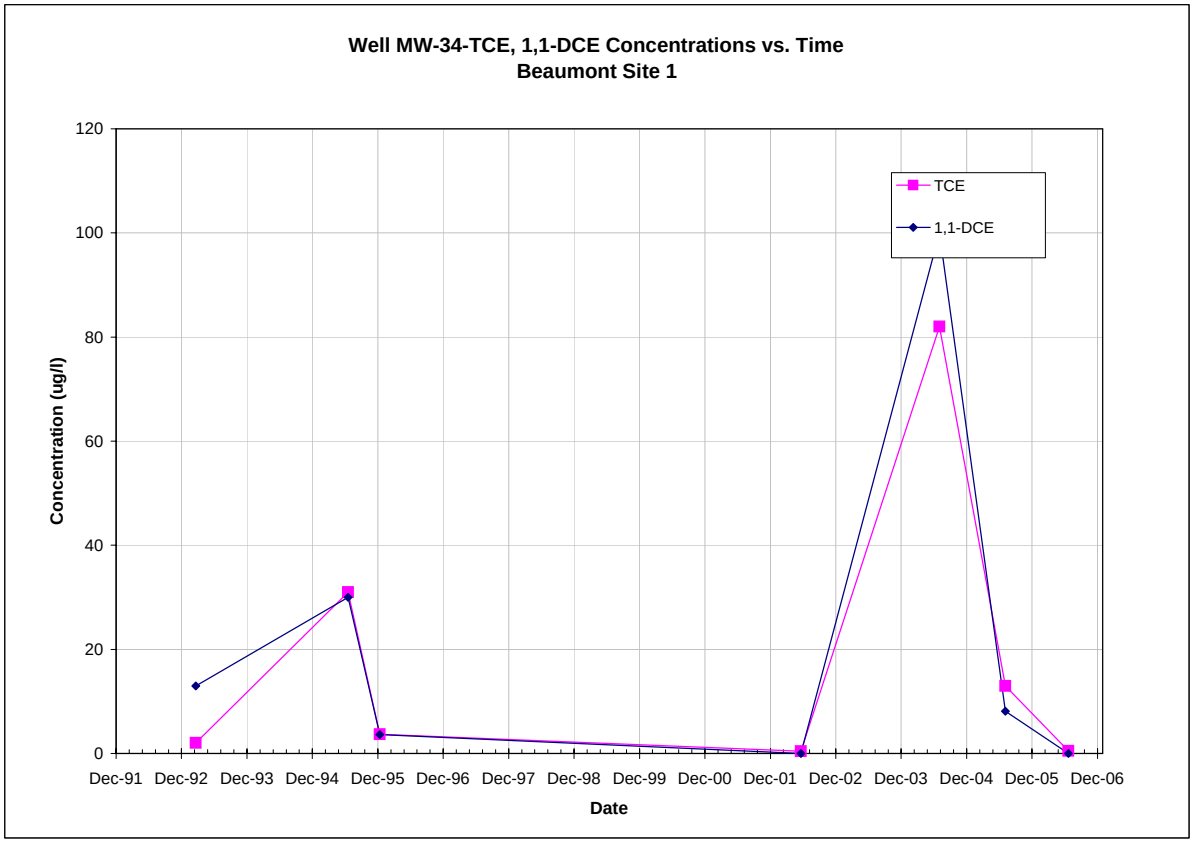

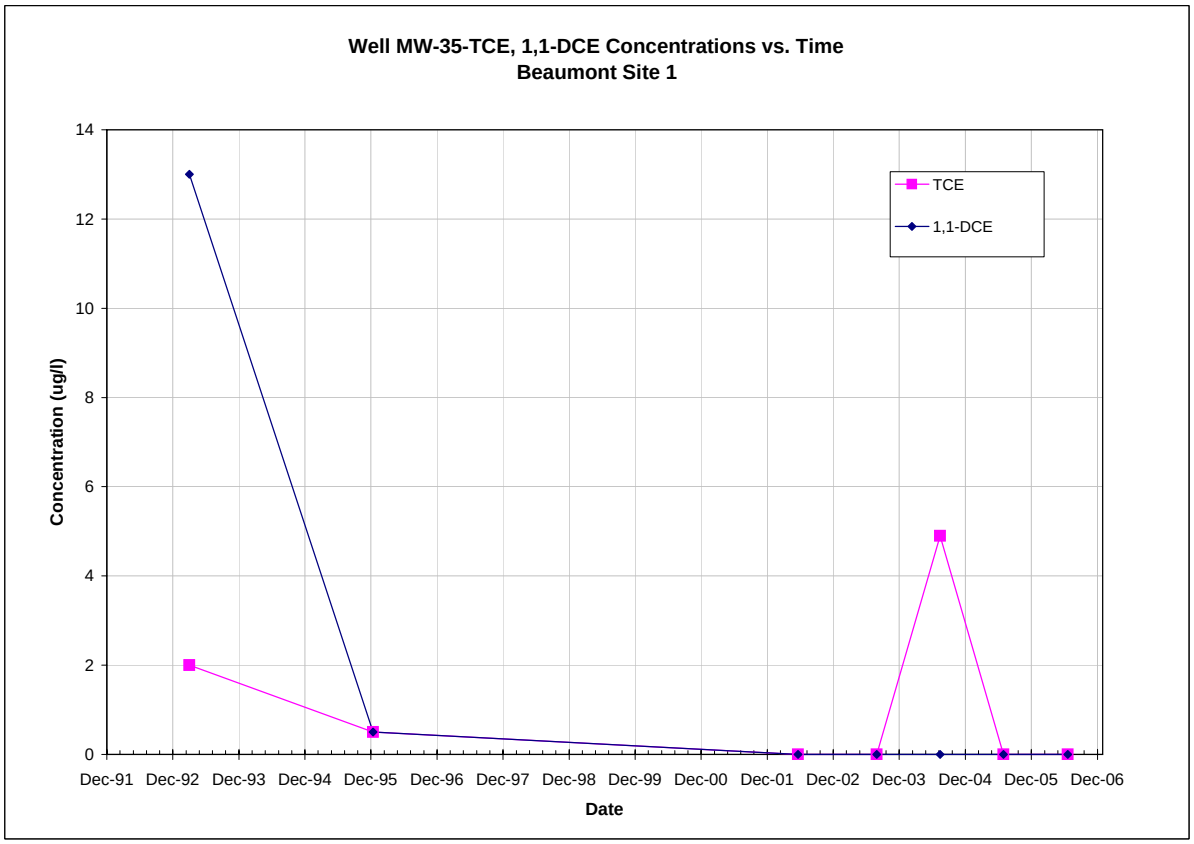

Note: All non-detections are set to zero for graphing purposes.

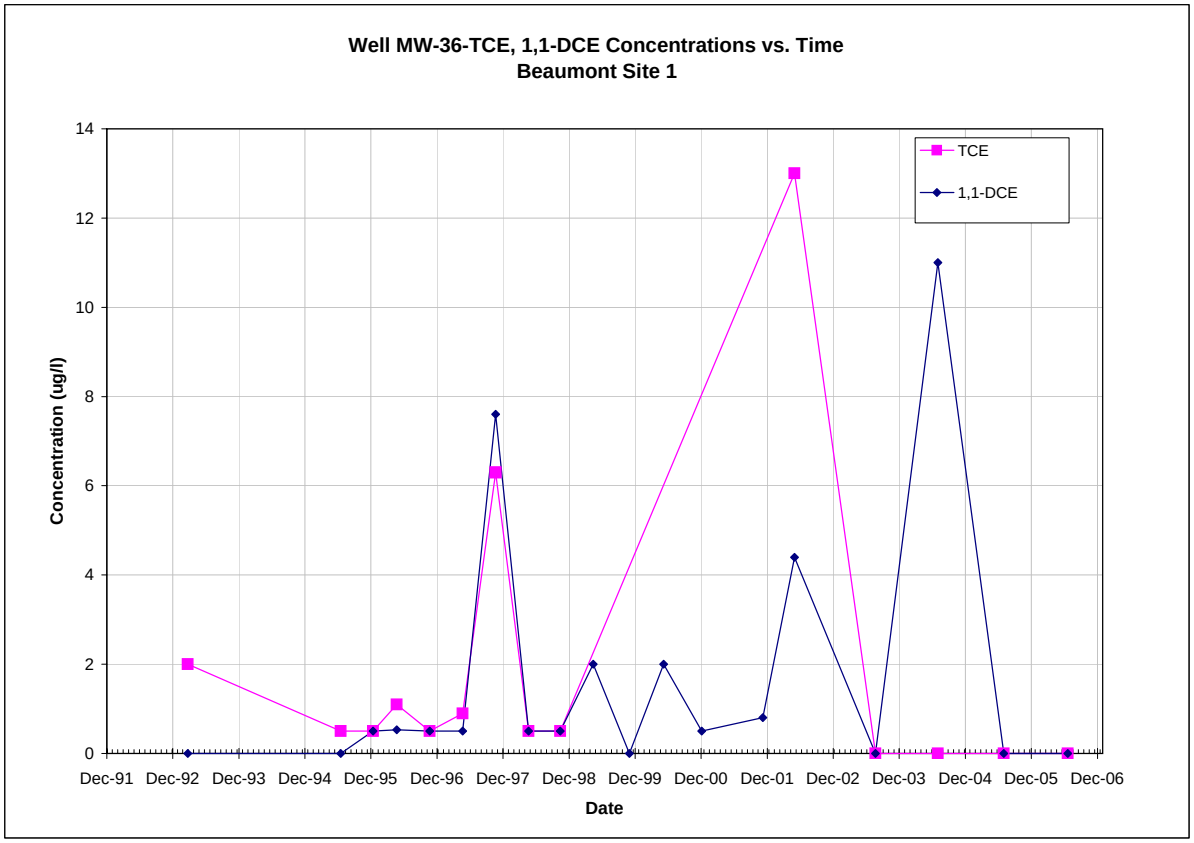

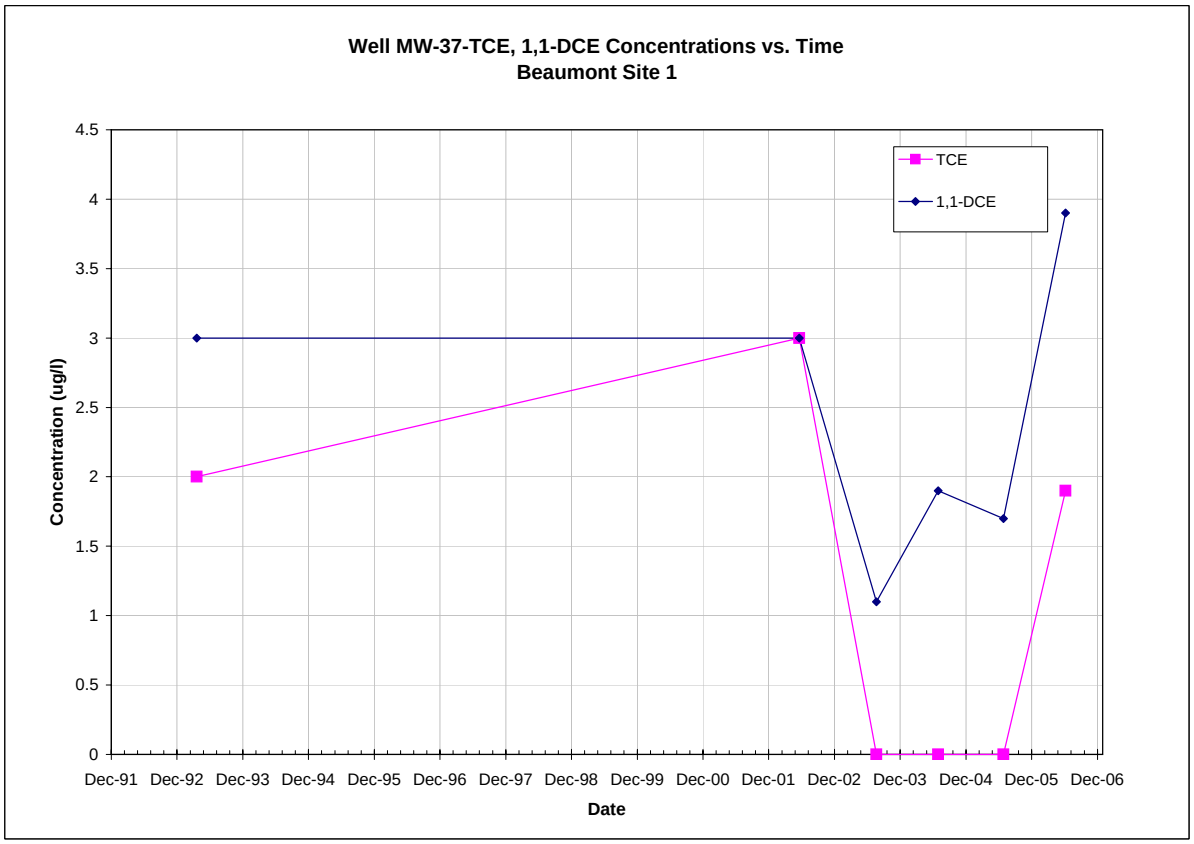

Note: All non-detections are set to zero for graphing purposes.

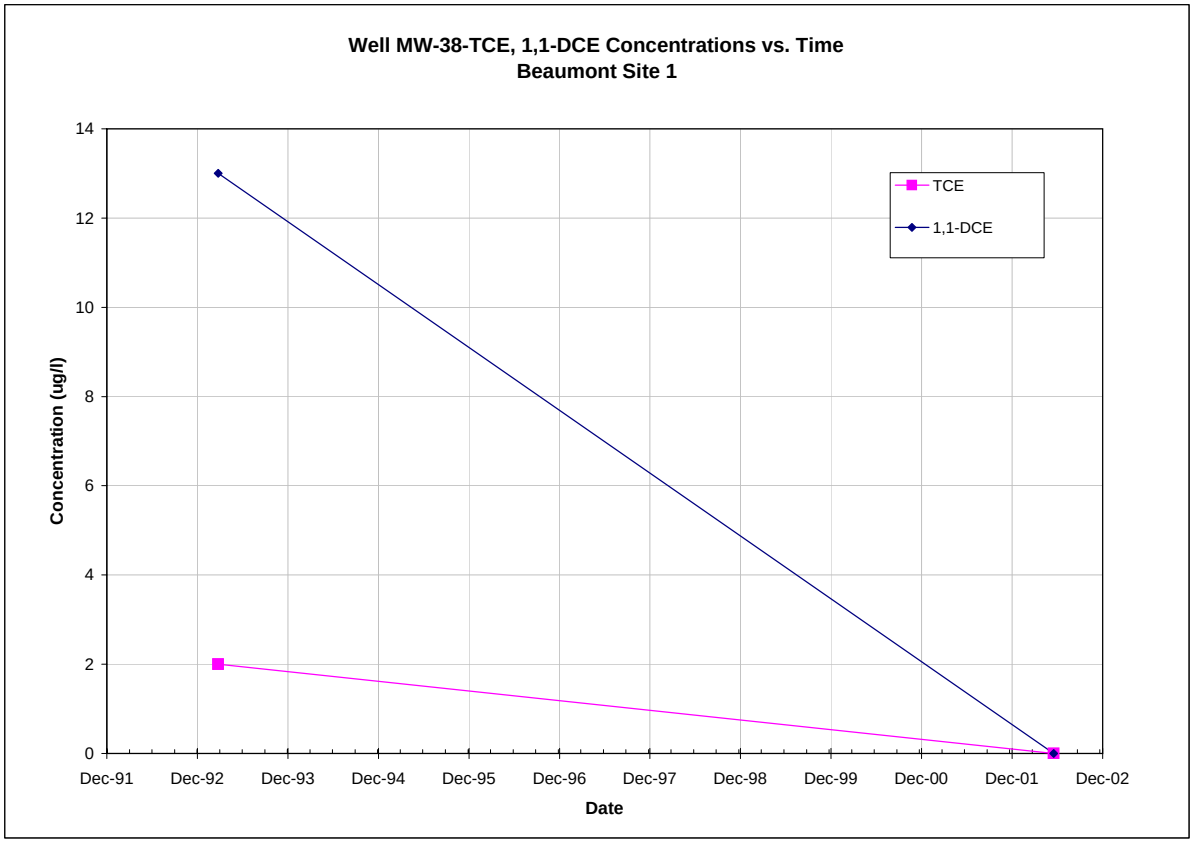

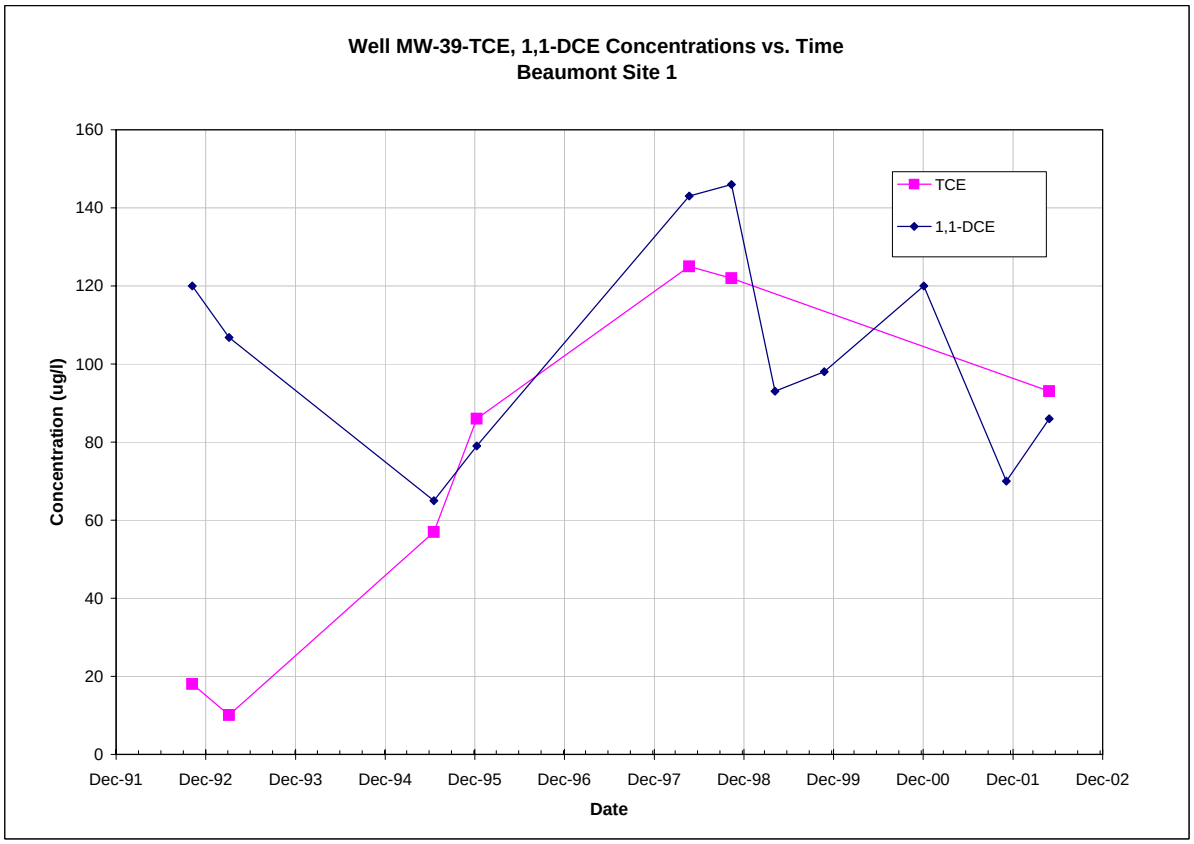

Note: All non-detections are set to zero for graphing purposes.

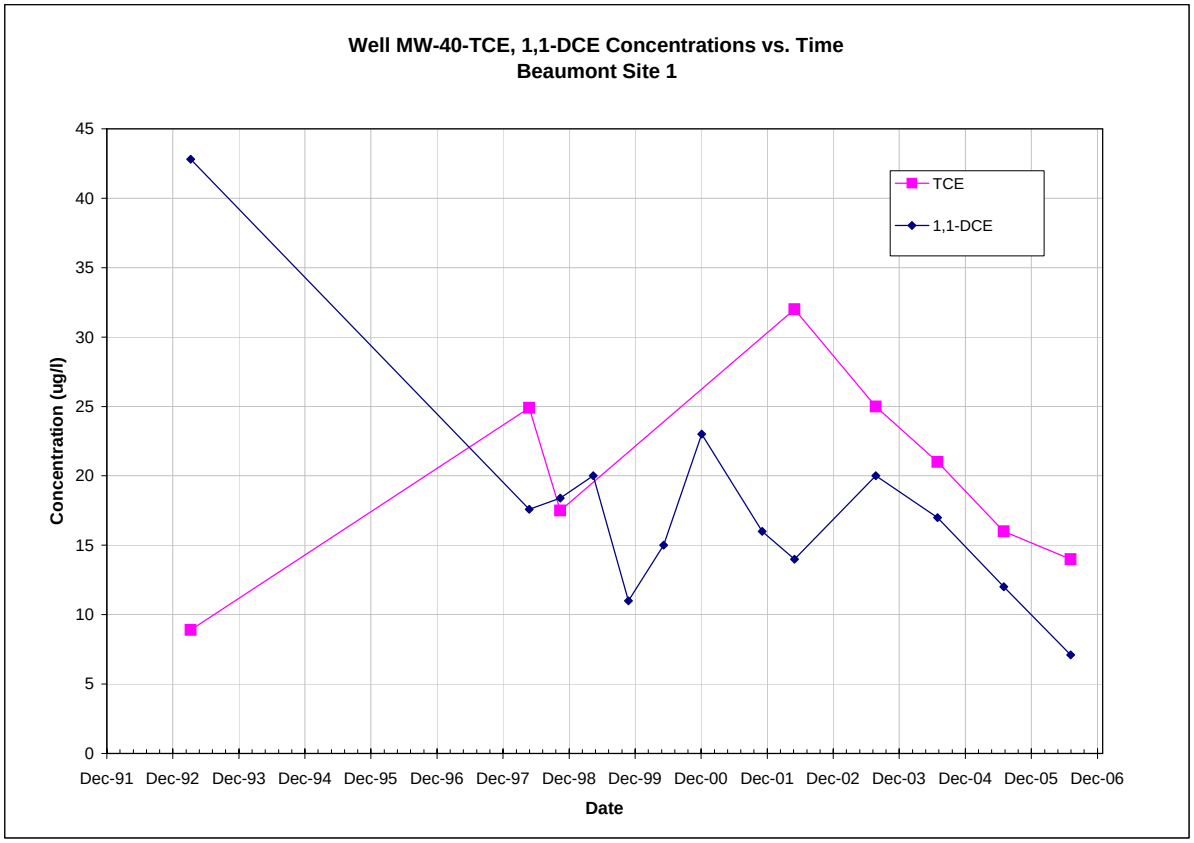

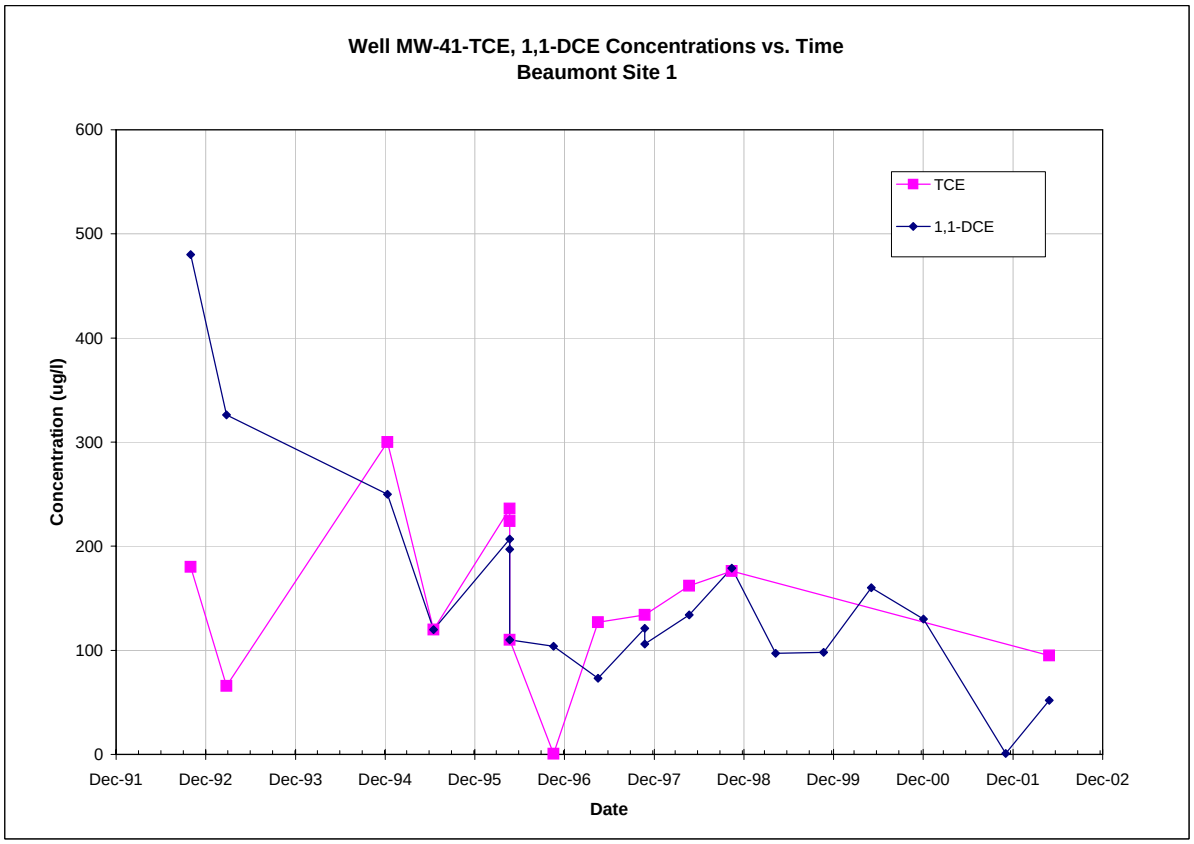

Note: All non-detections are set to zero for graphing purposes.

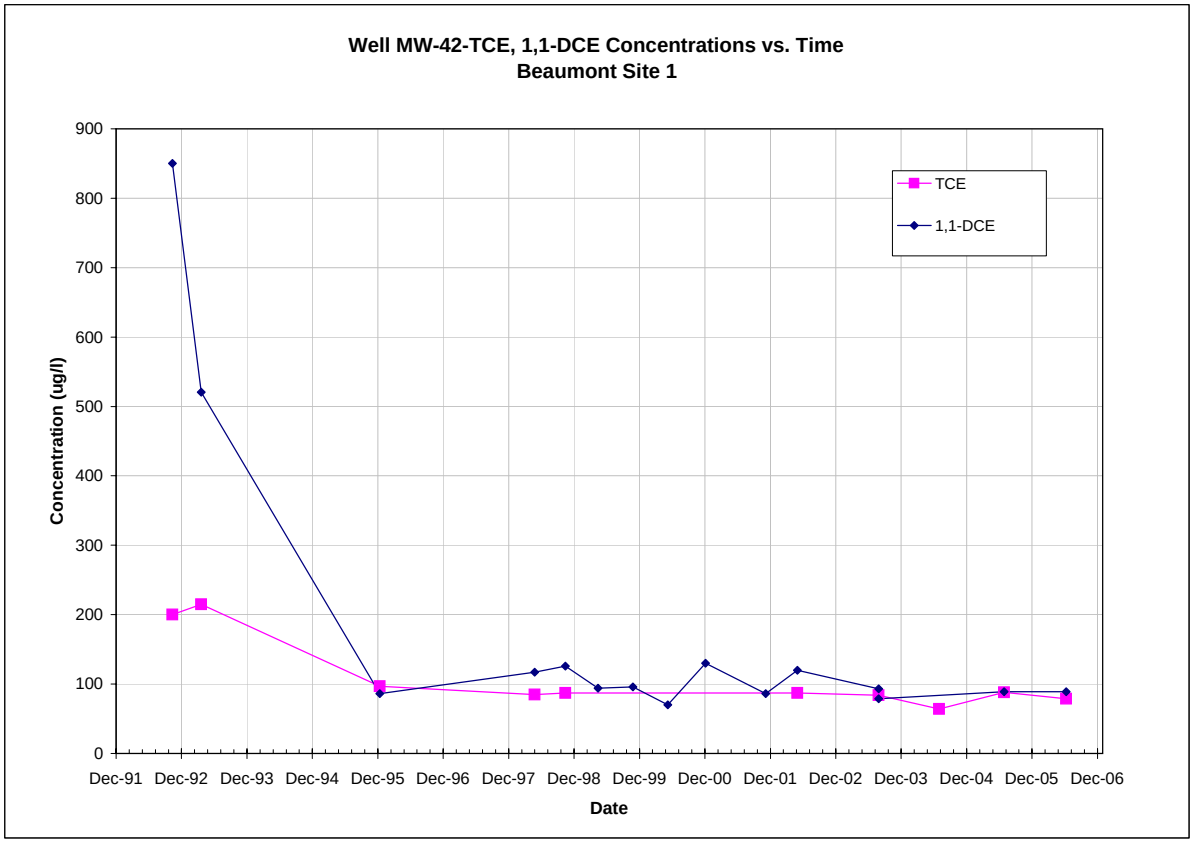

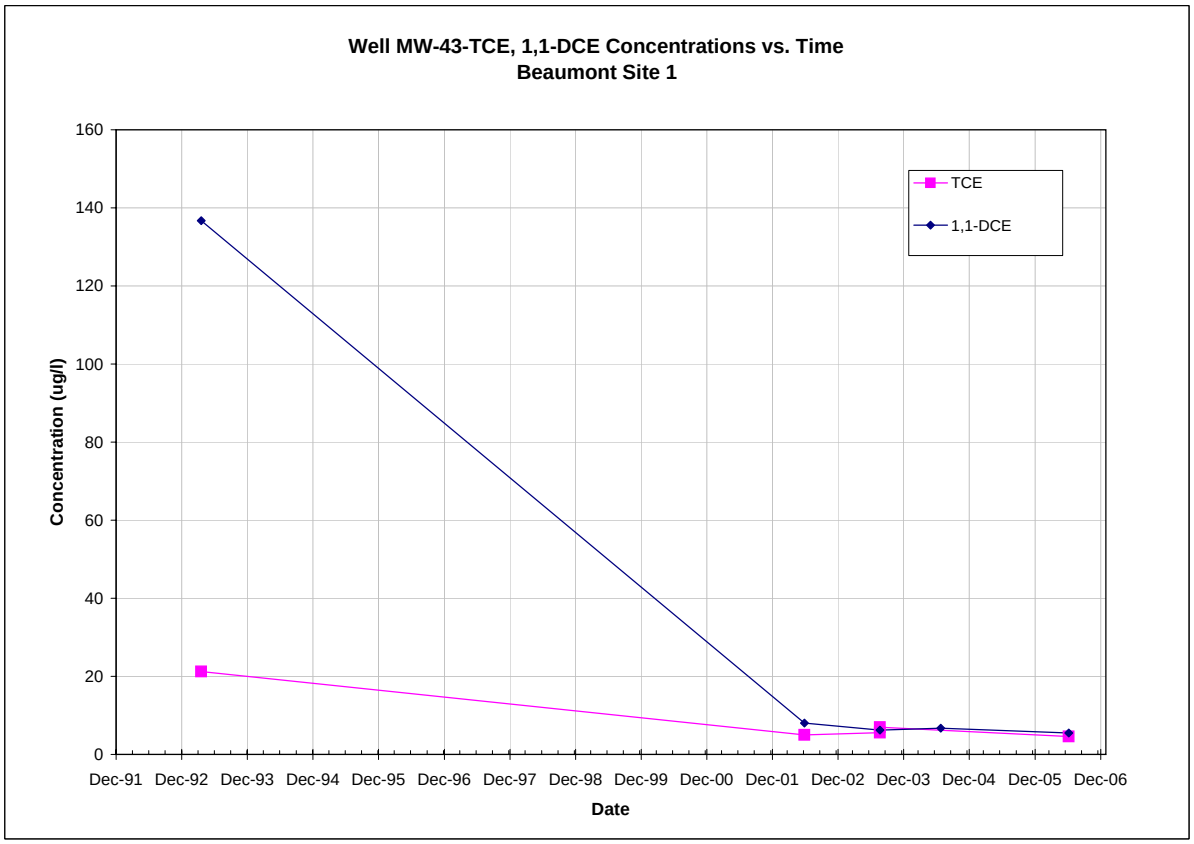

Note: All non-detections are set to zero for graphing purposes.

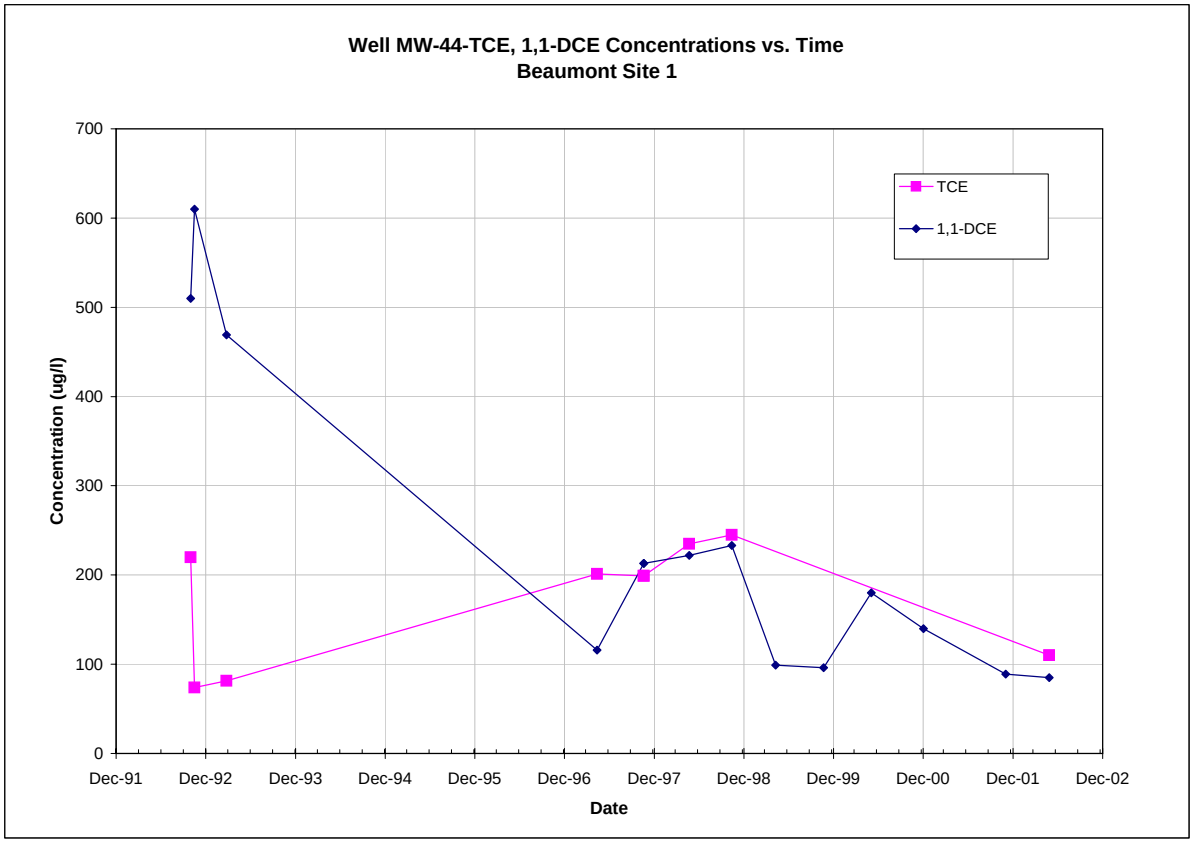

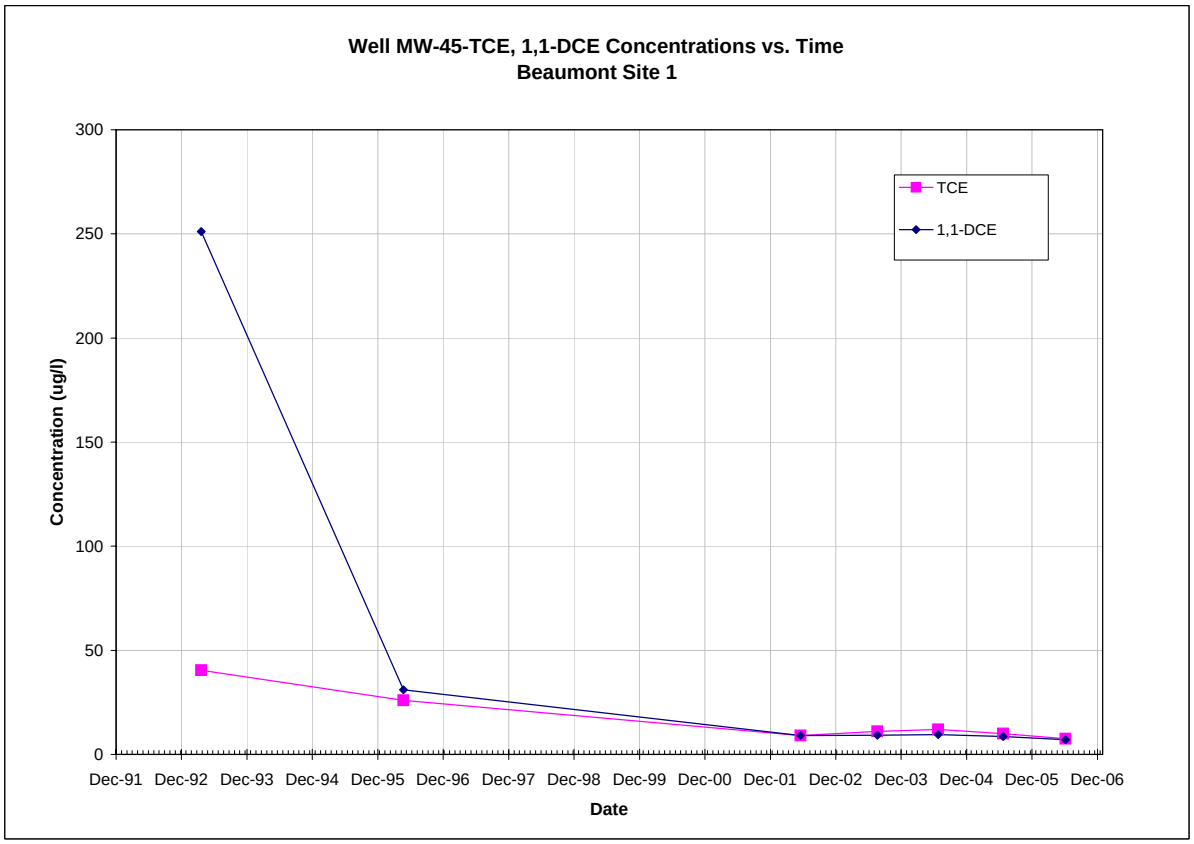

Note: All non-detections are set to zero for graphing purposes.

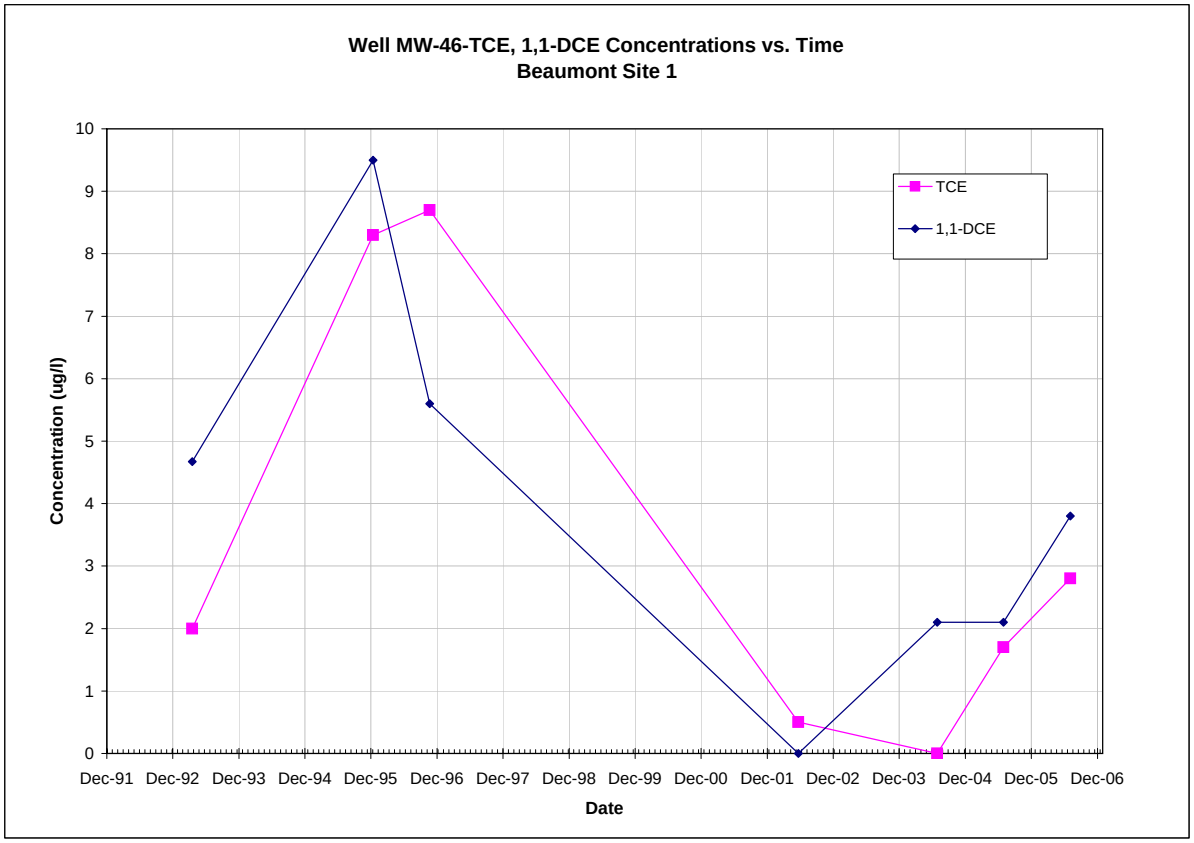

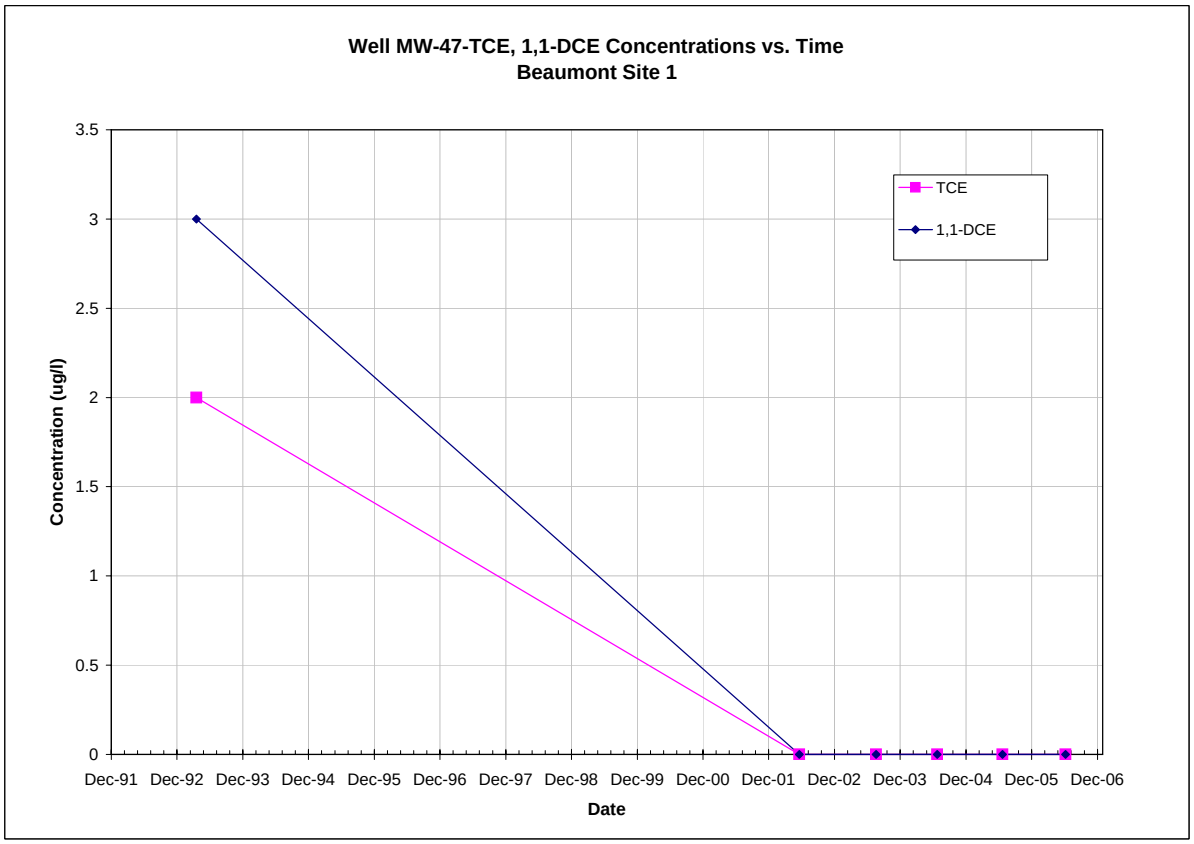

Note: All non-detections are set to zero for graphing purposes.



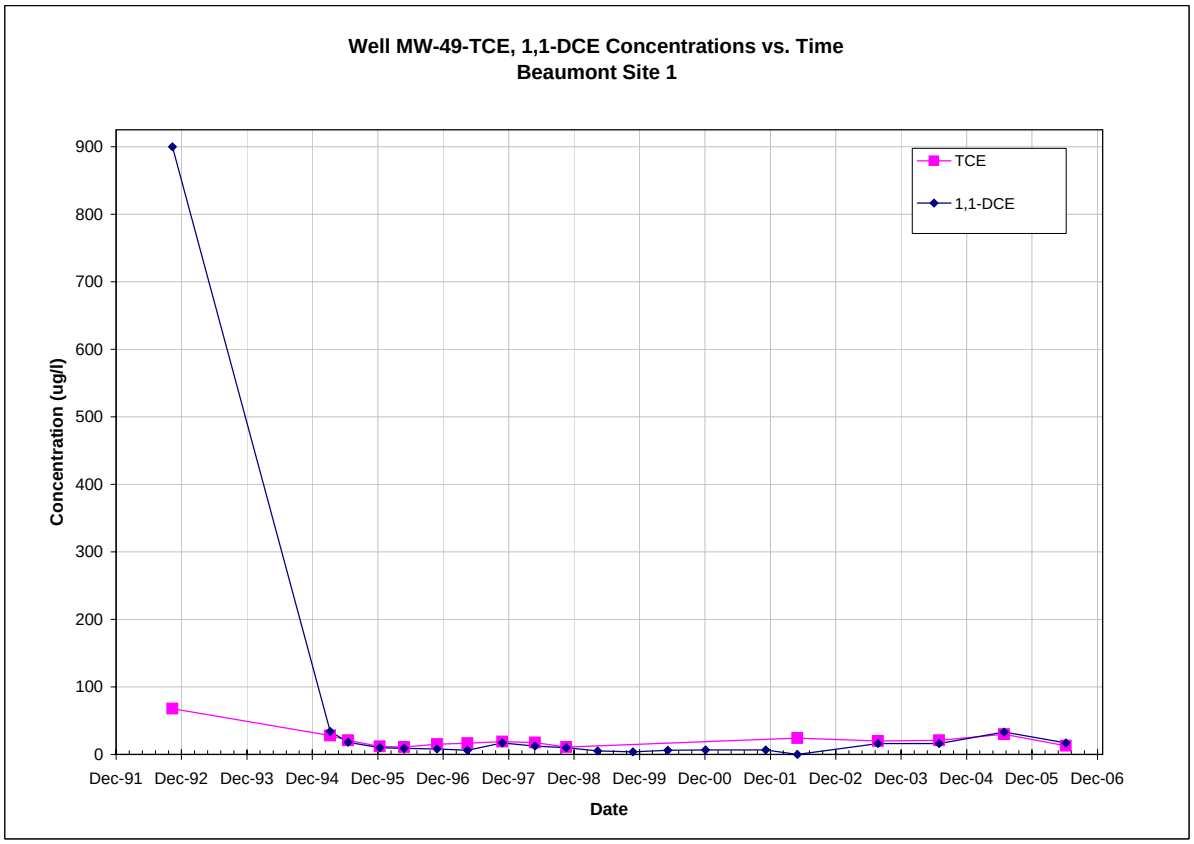

Note: All non-detections are set to zero for graphing purposes.

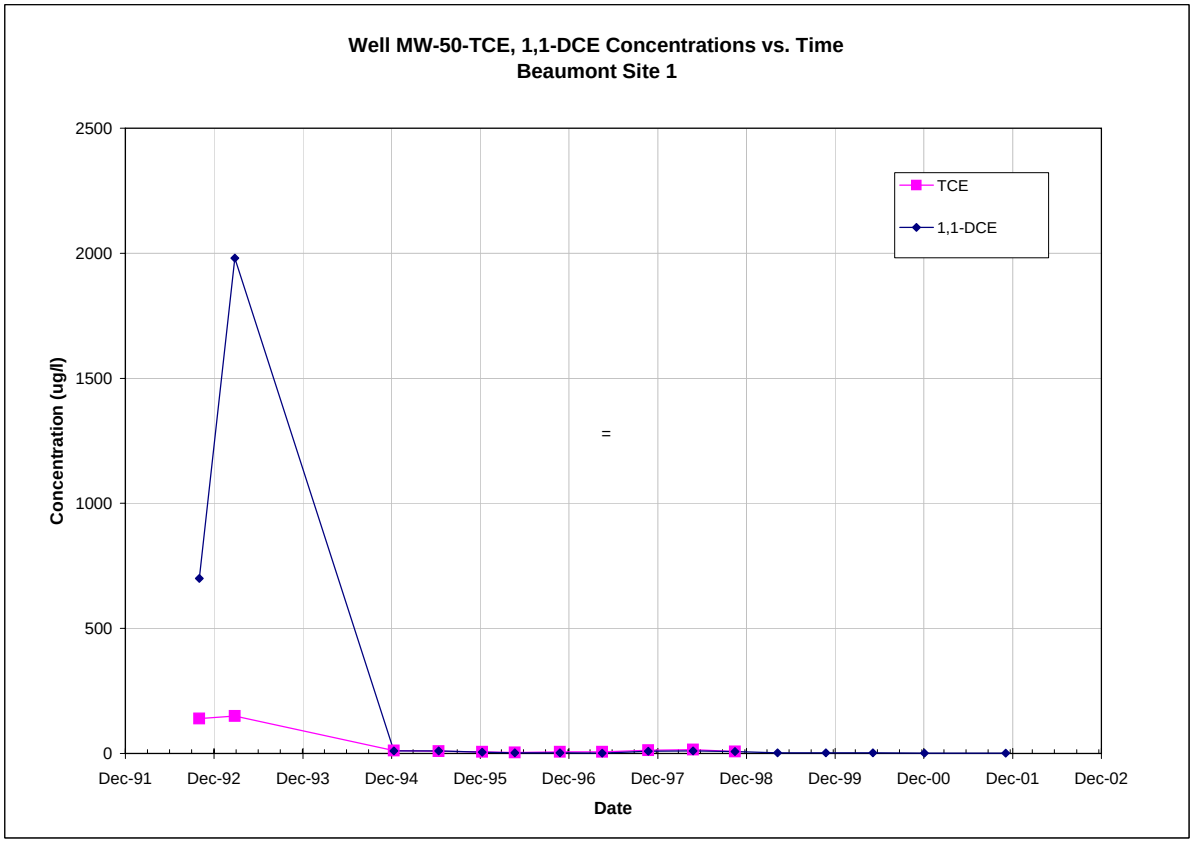

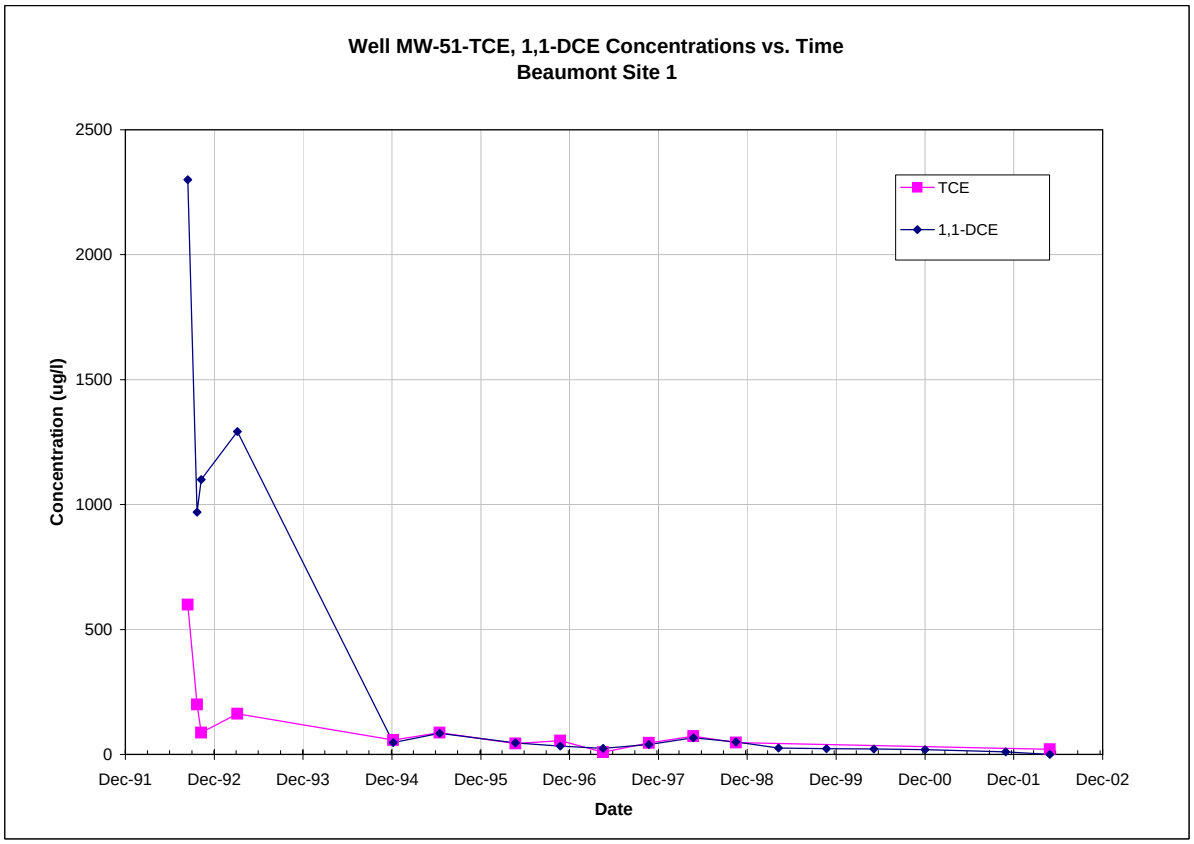

Note: All non-detections are set to zero for graphing purposes.

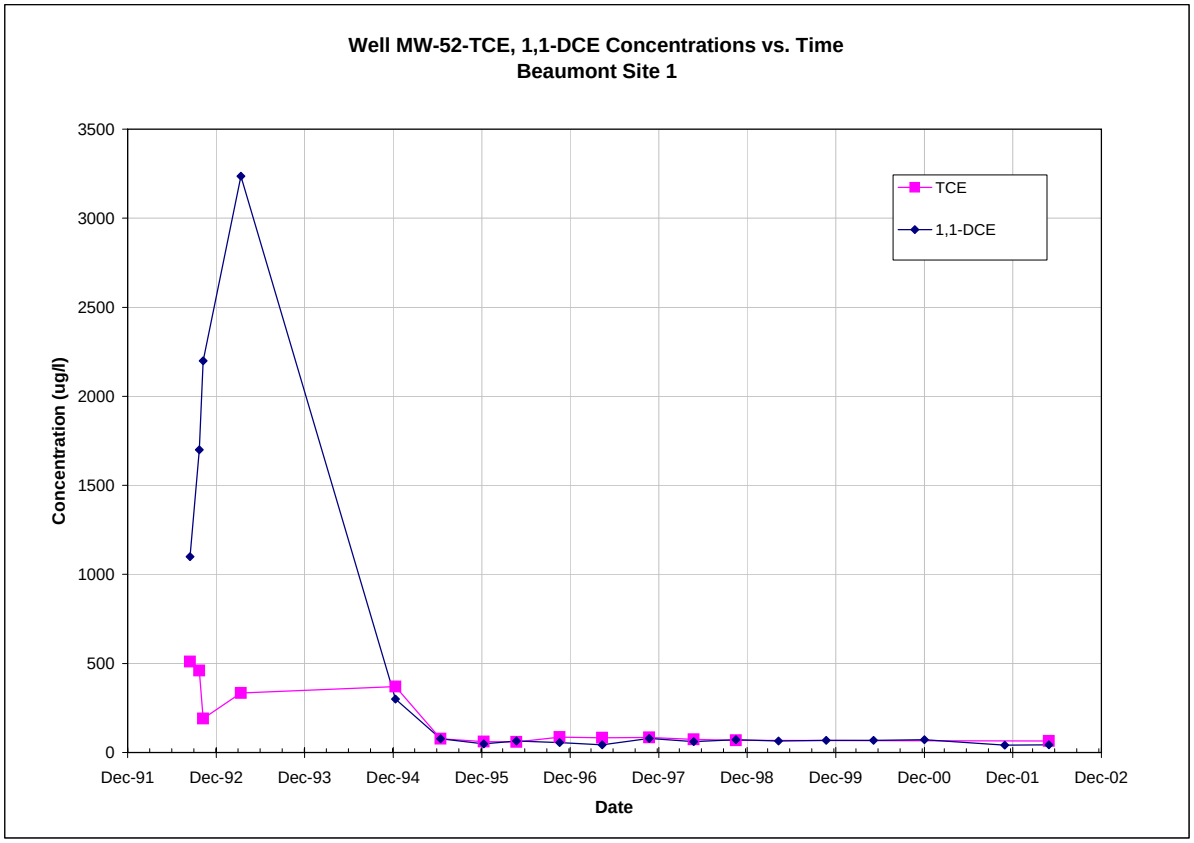

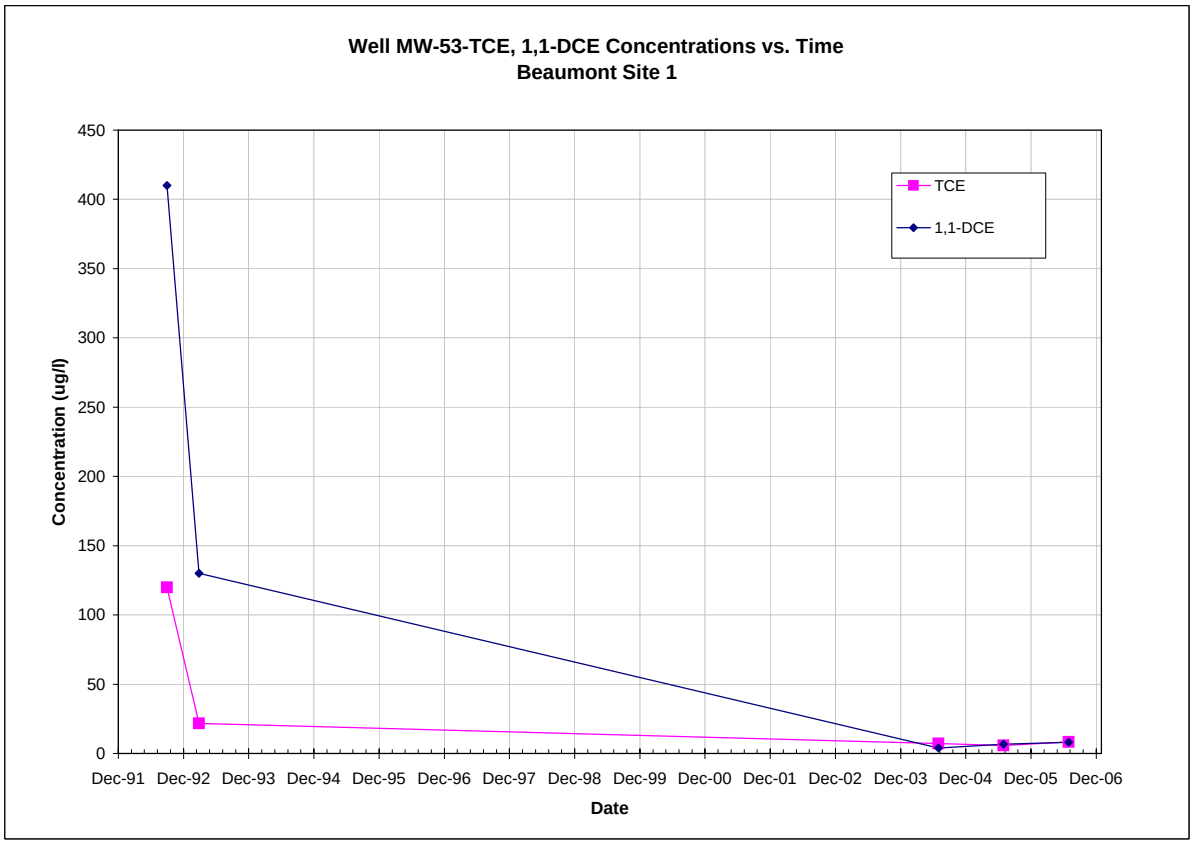

Note: All non-detections are set to zero for graphing purposes.

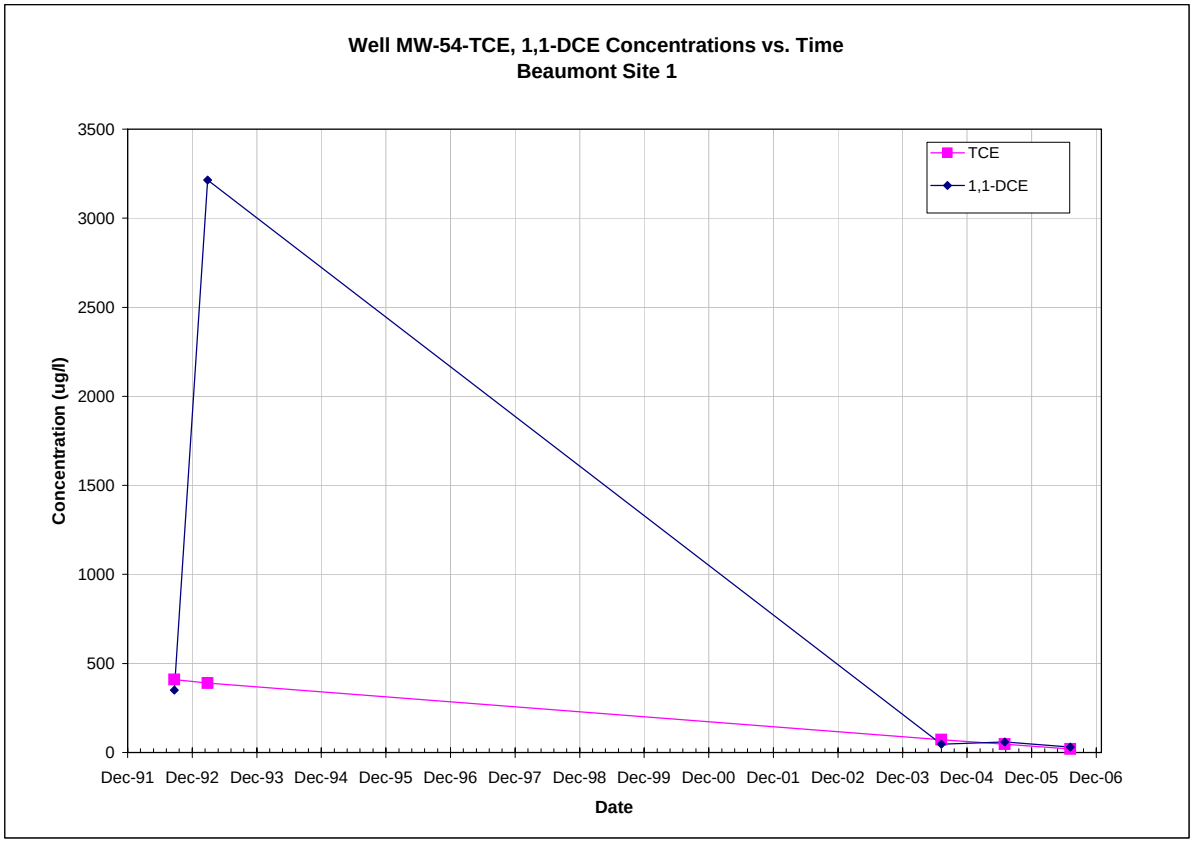

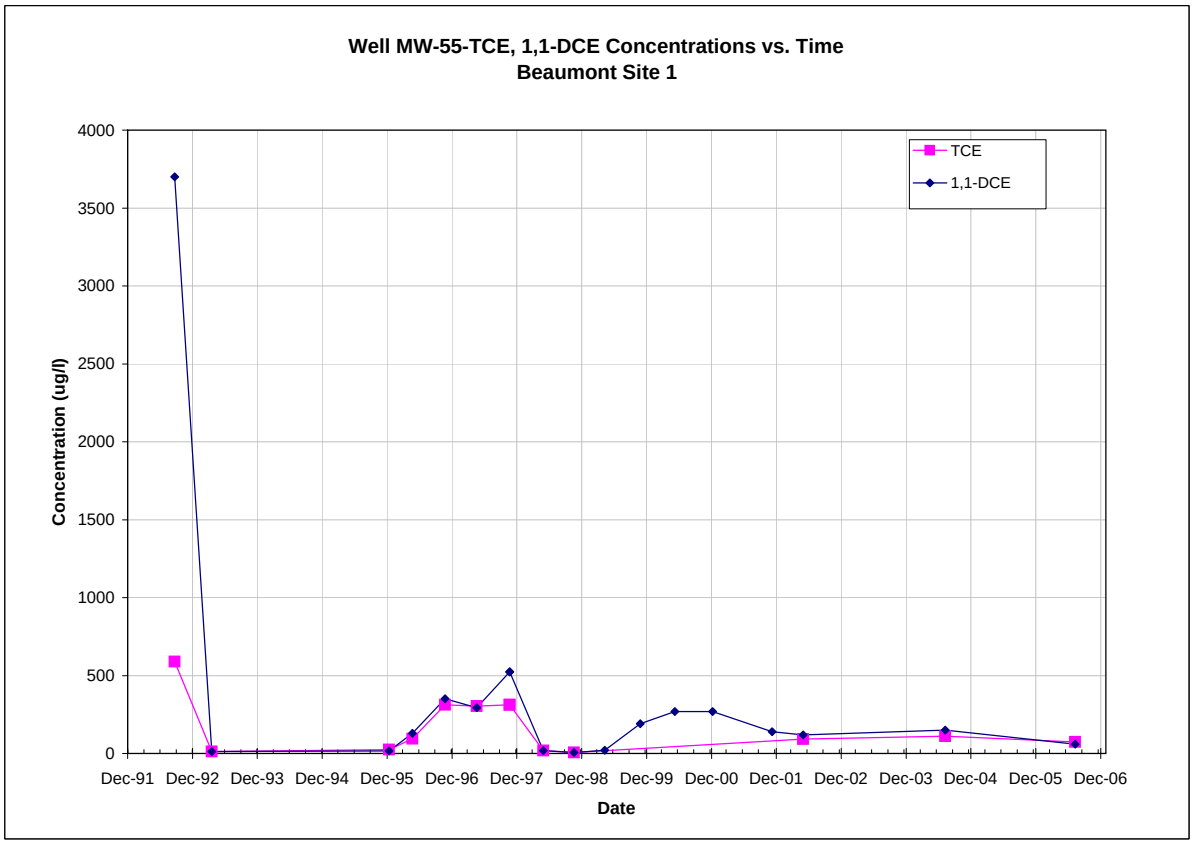

Note: All non-detections are set to zero for graphing purposes.

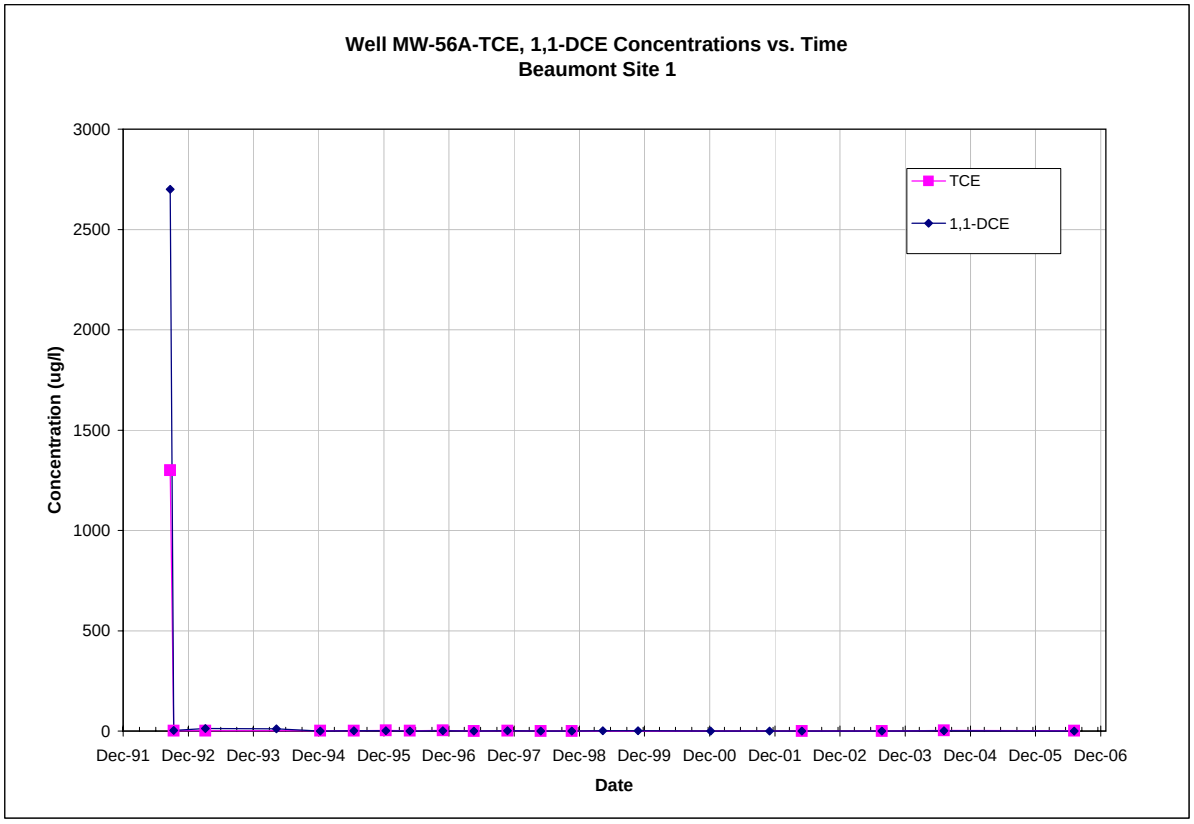

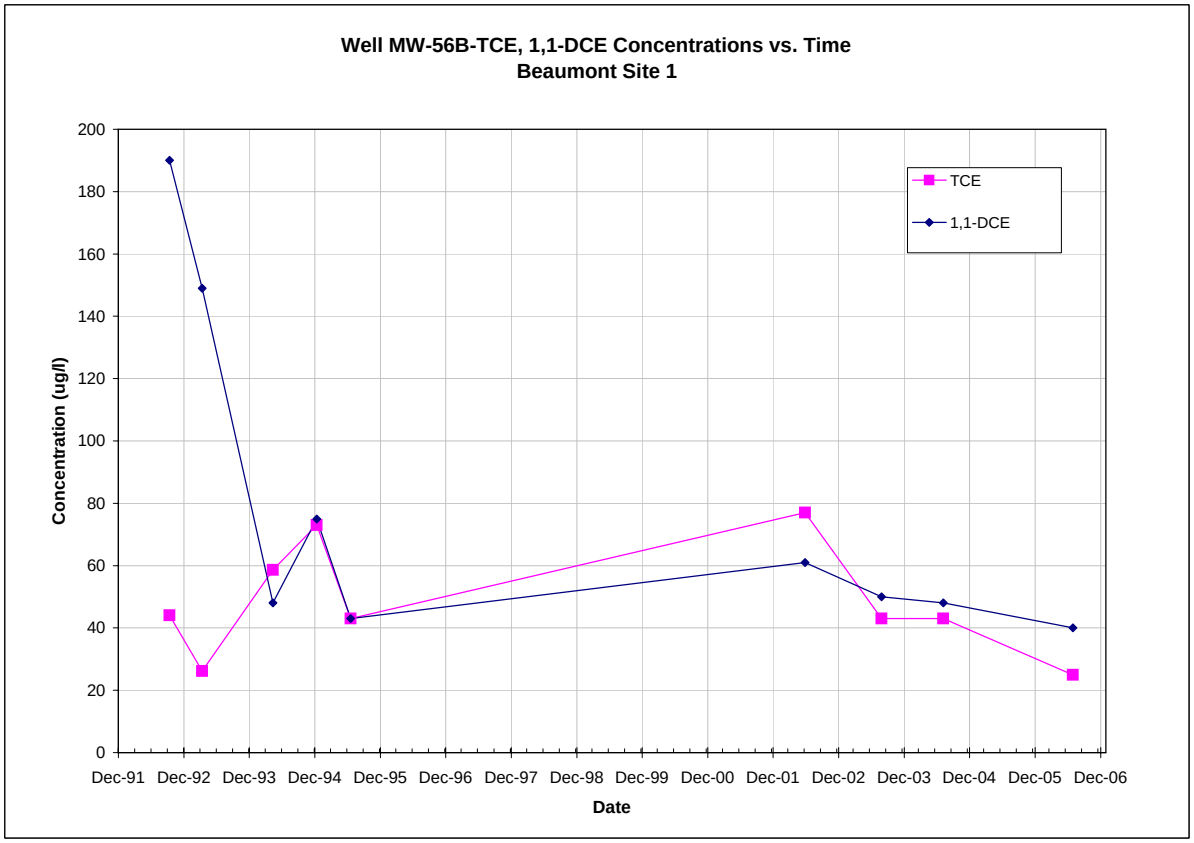

Note: All non-detections are set to zero for graphing purposes.

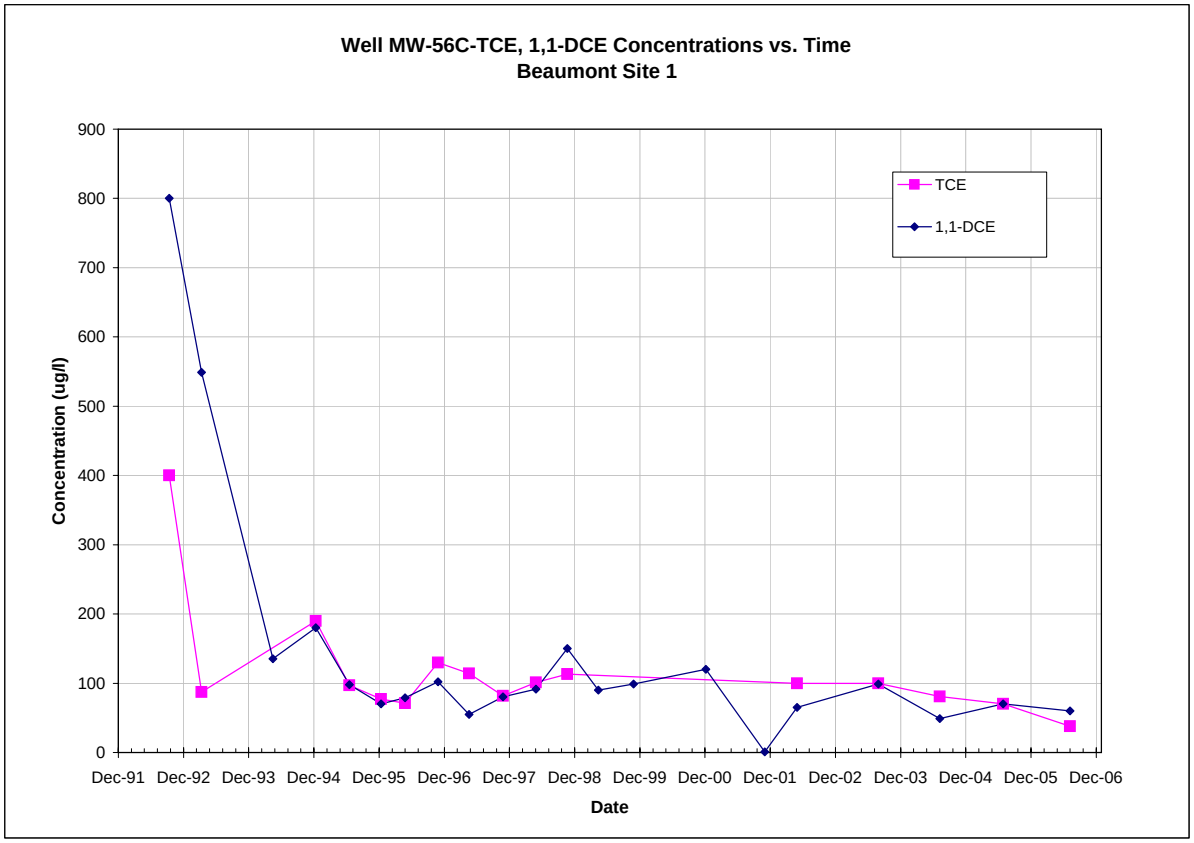

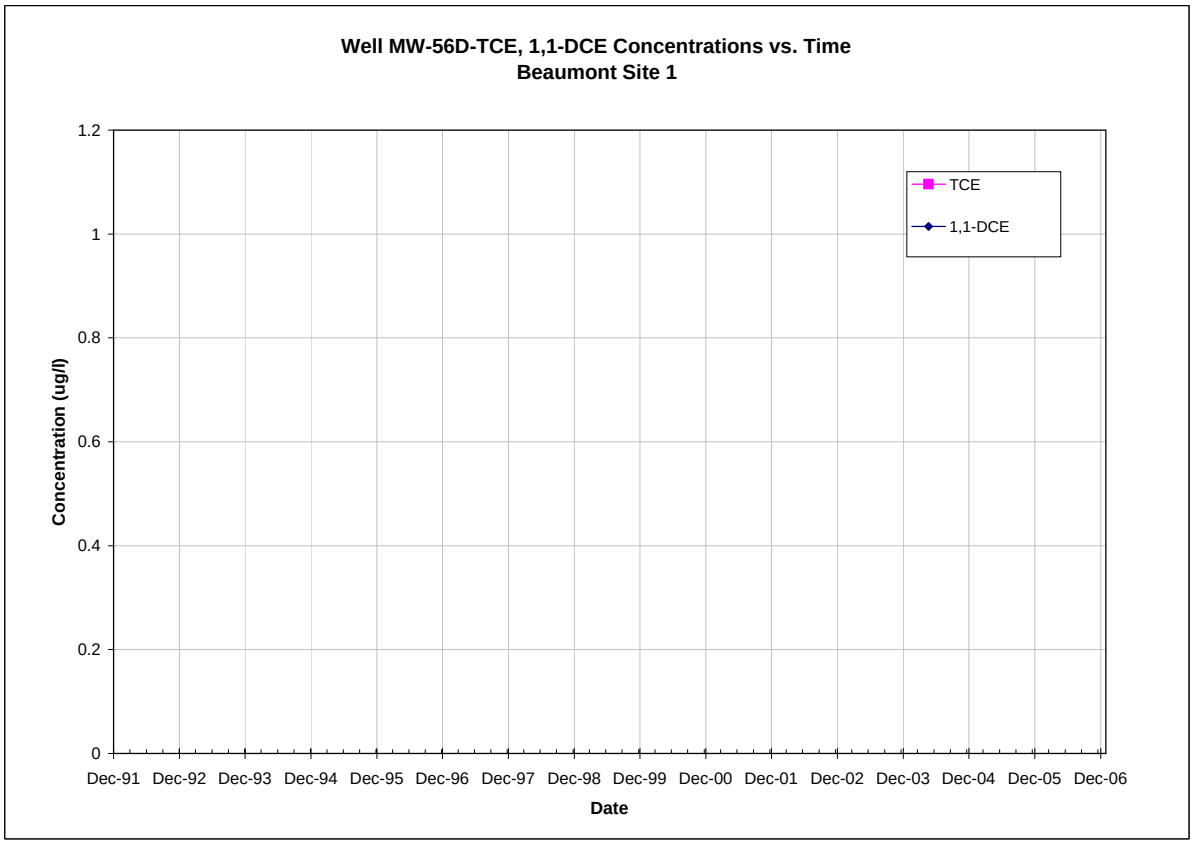

Note: All non-detections are set to zero for graphing purposes.

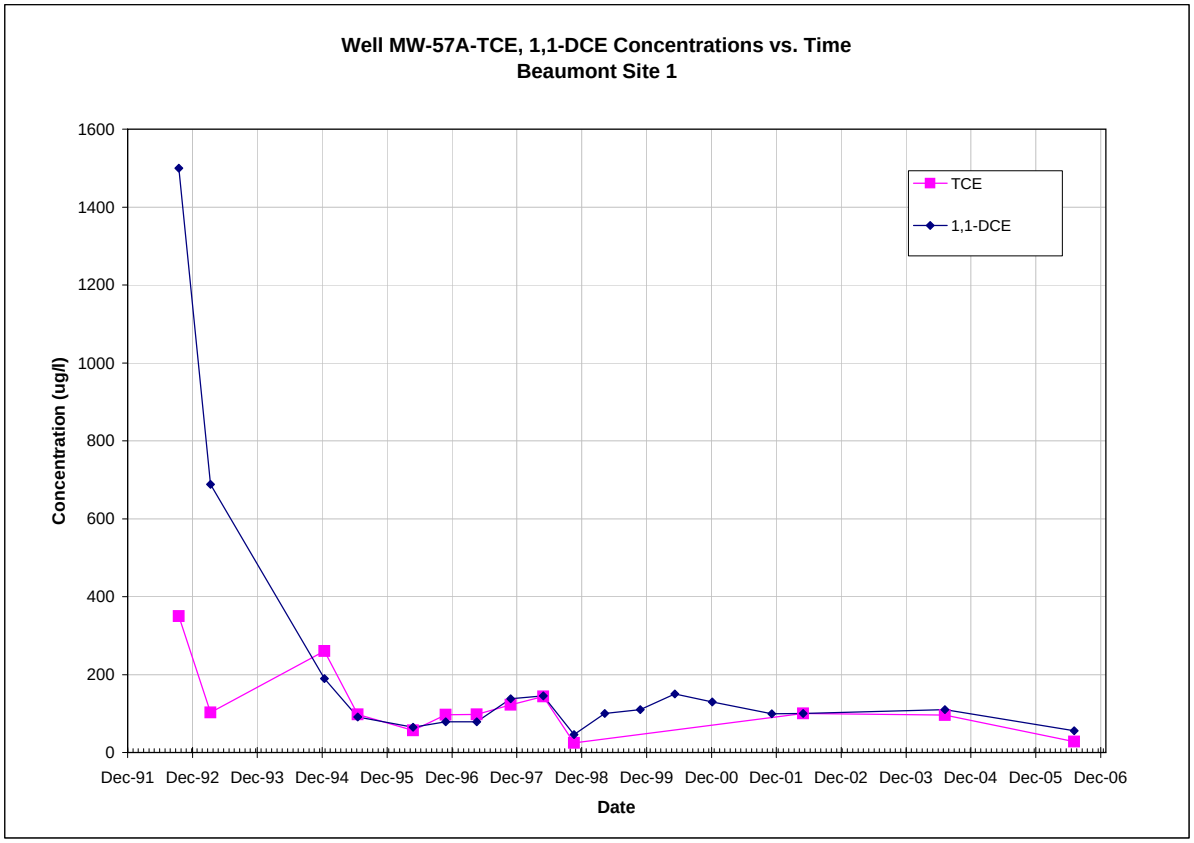



Note: All non-detections are set to zero for graphing purposes.

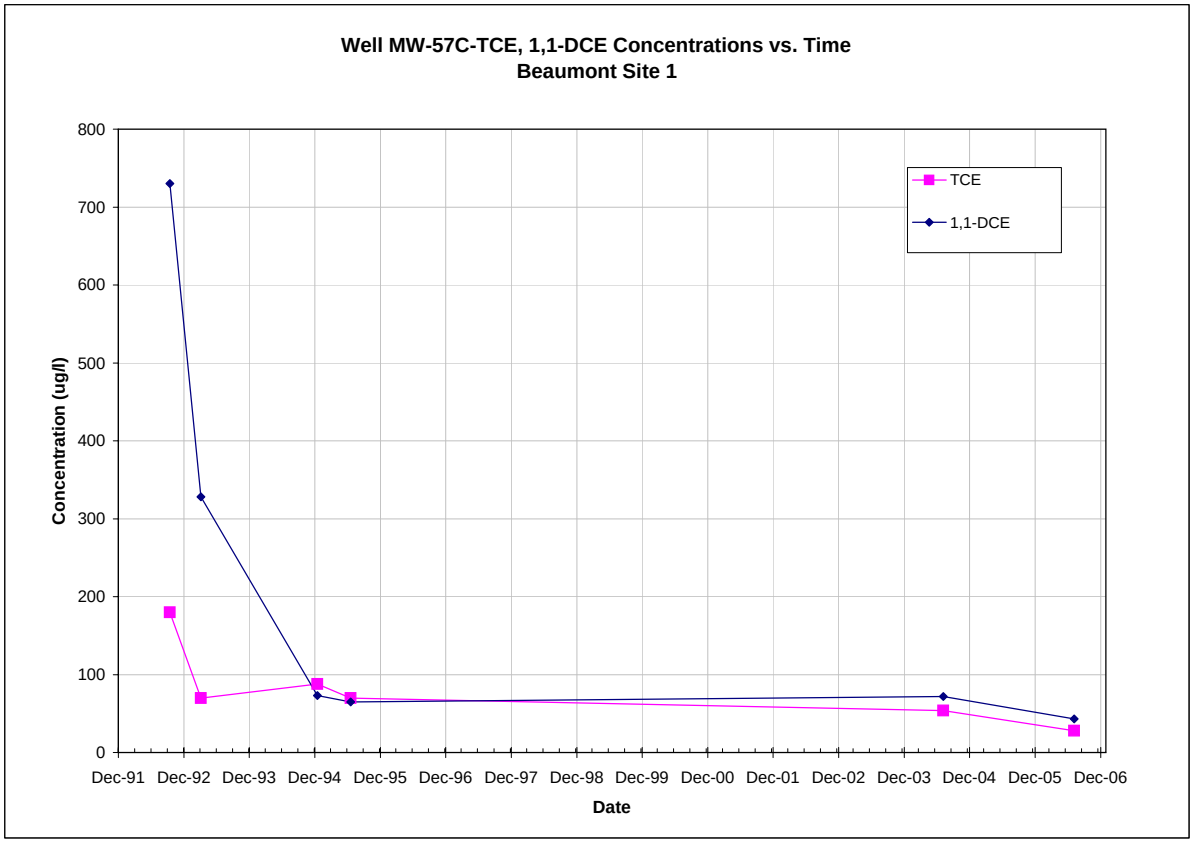

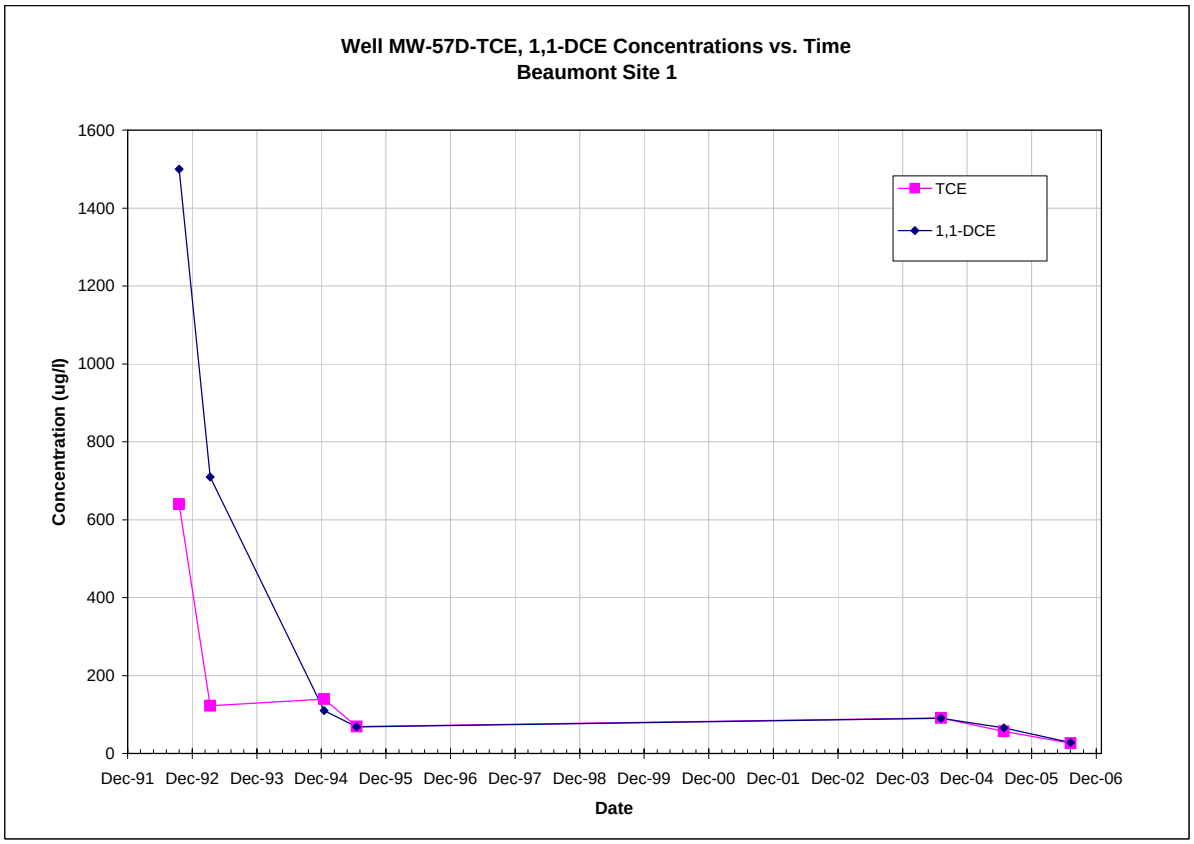

Note: All non-detections are set to zero for graphing purposes.

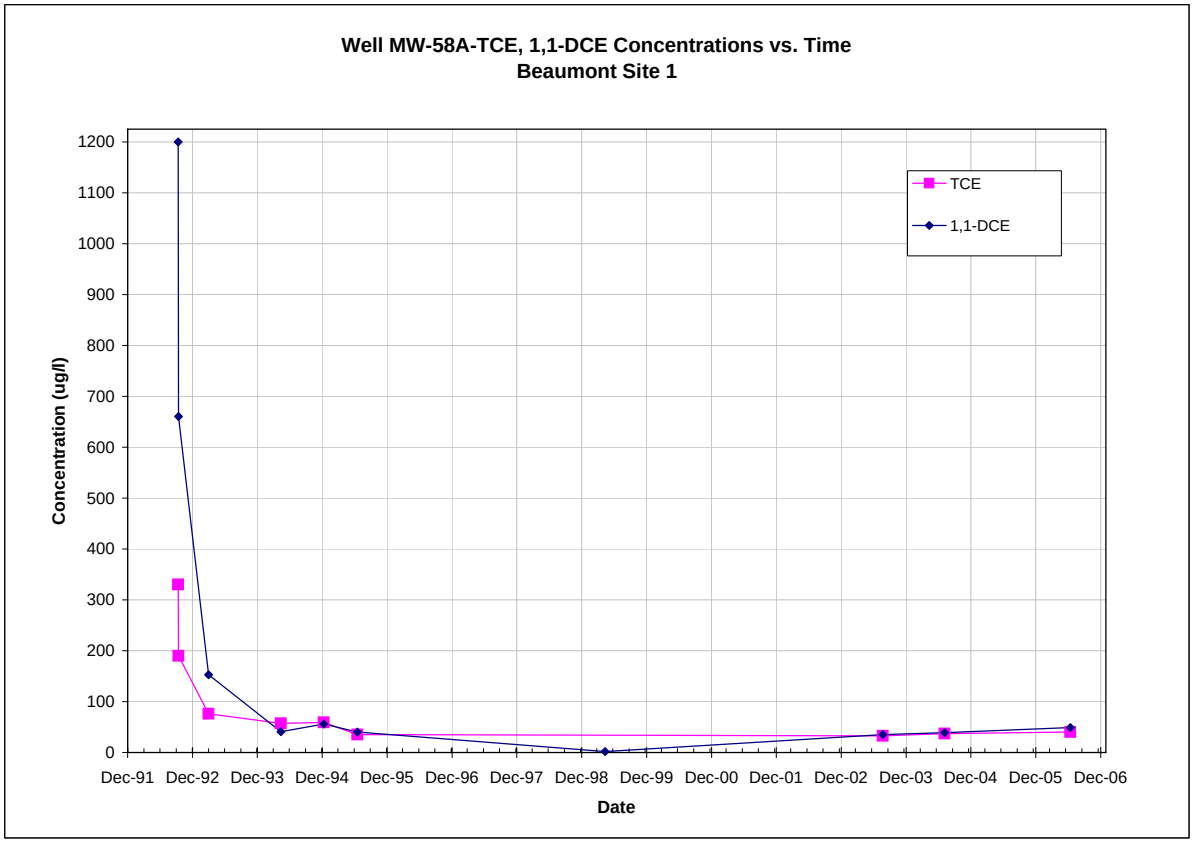

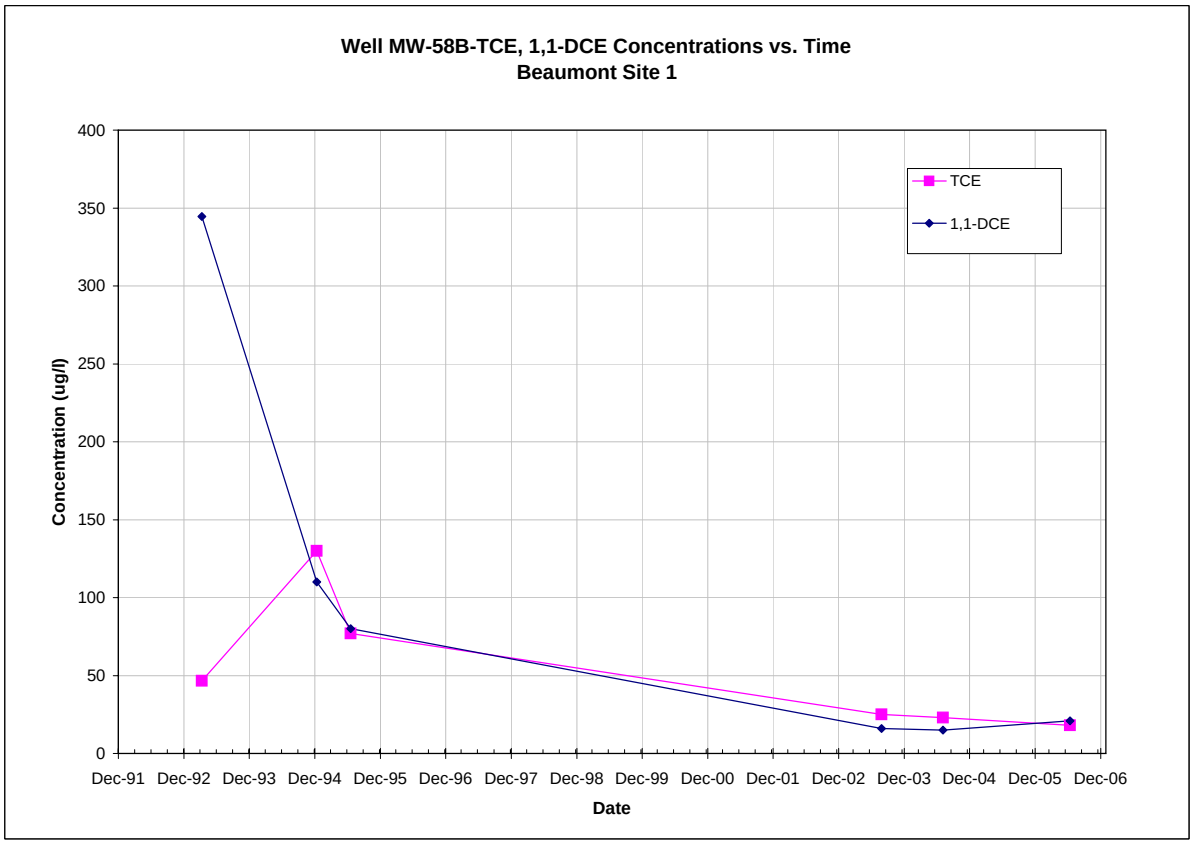

Note: All non-detections are set to zero for graphing purposes.

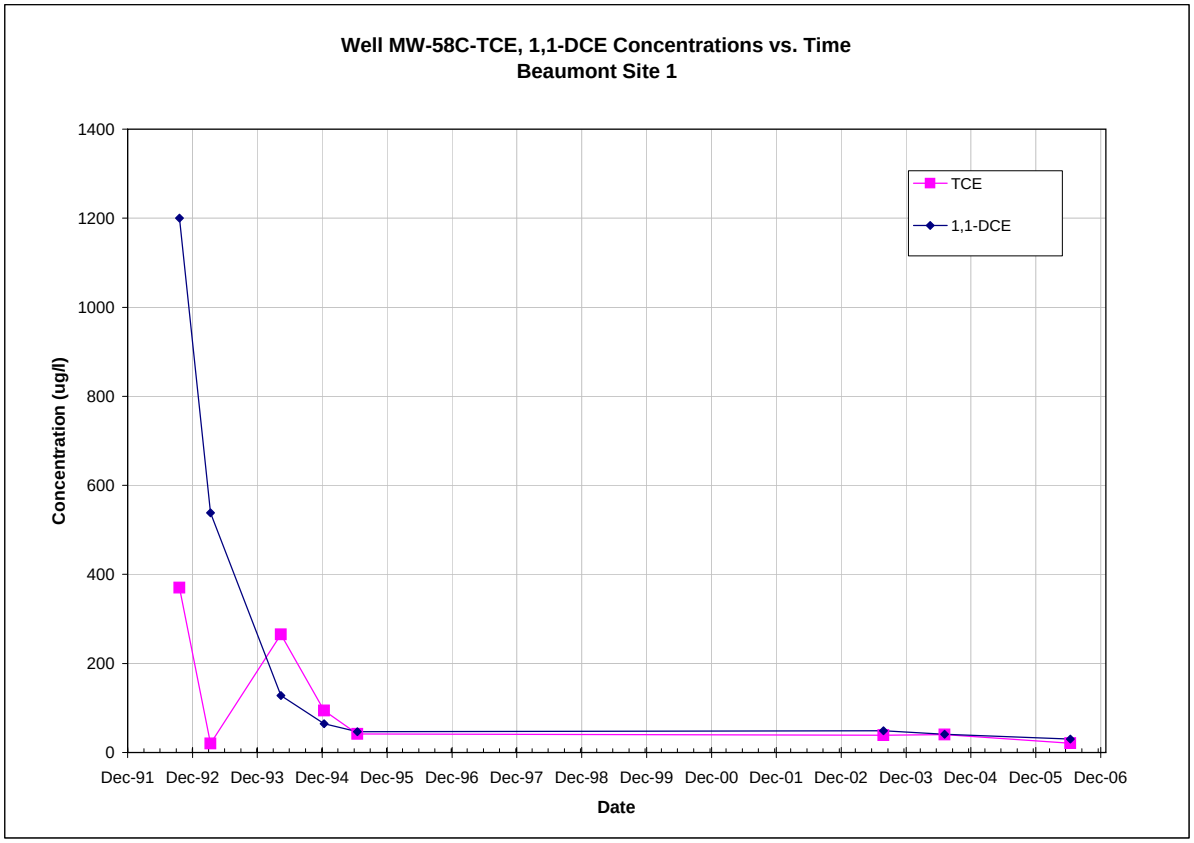

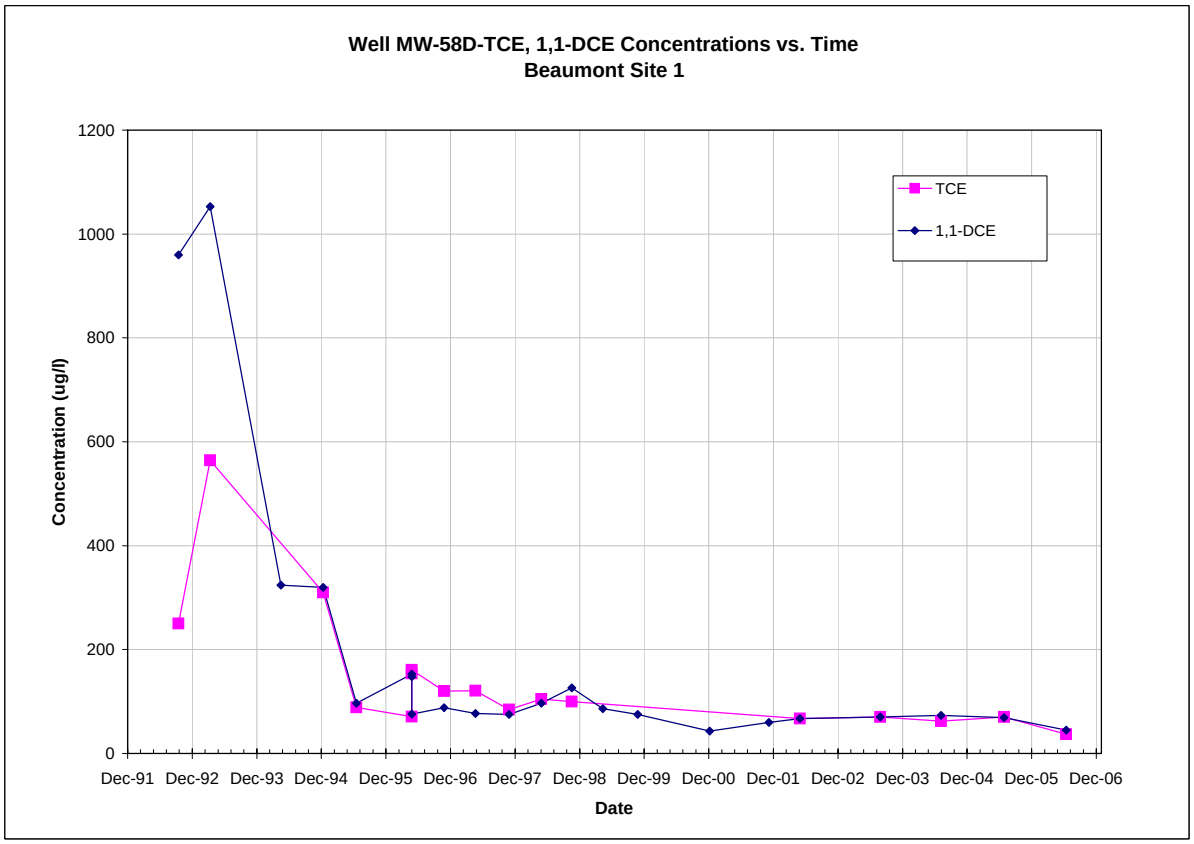

Note: All non-detections are set to zero for graphing purposes.

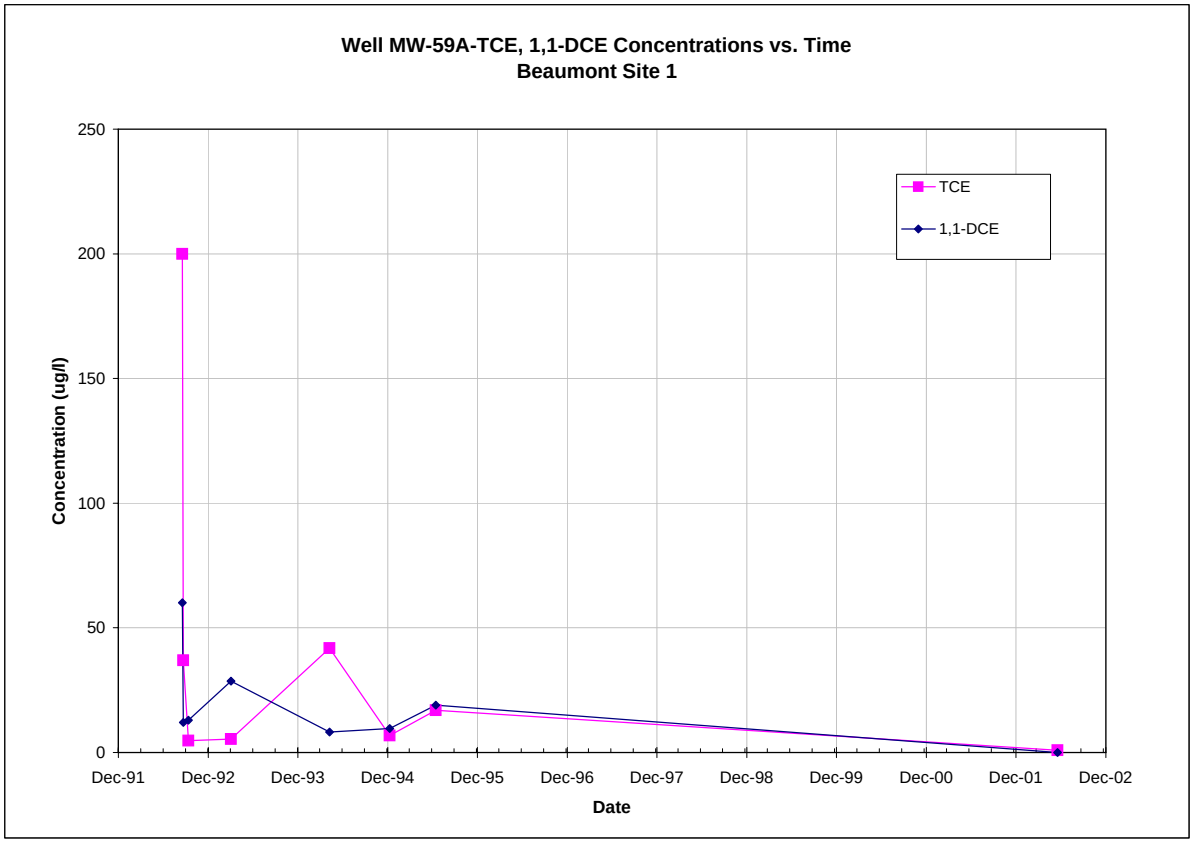

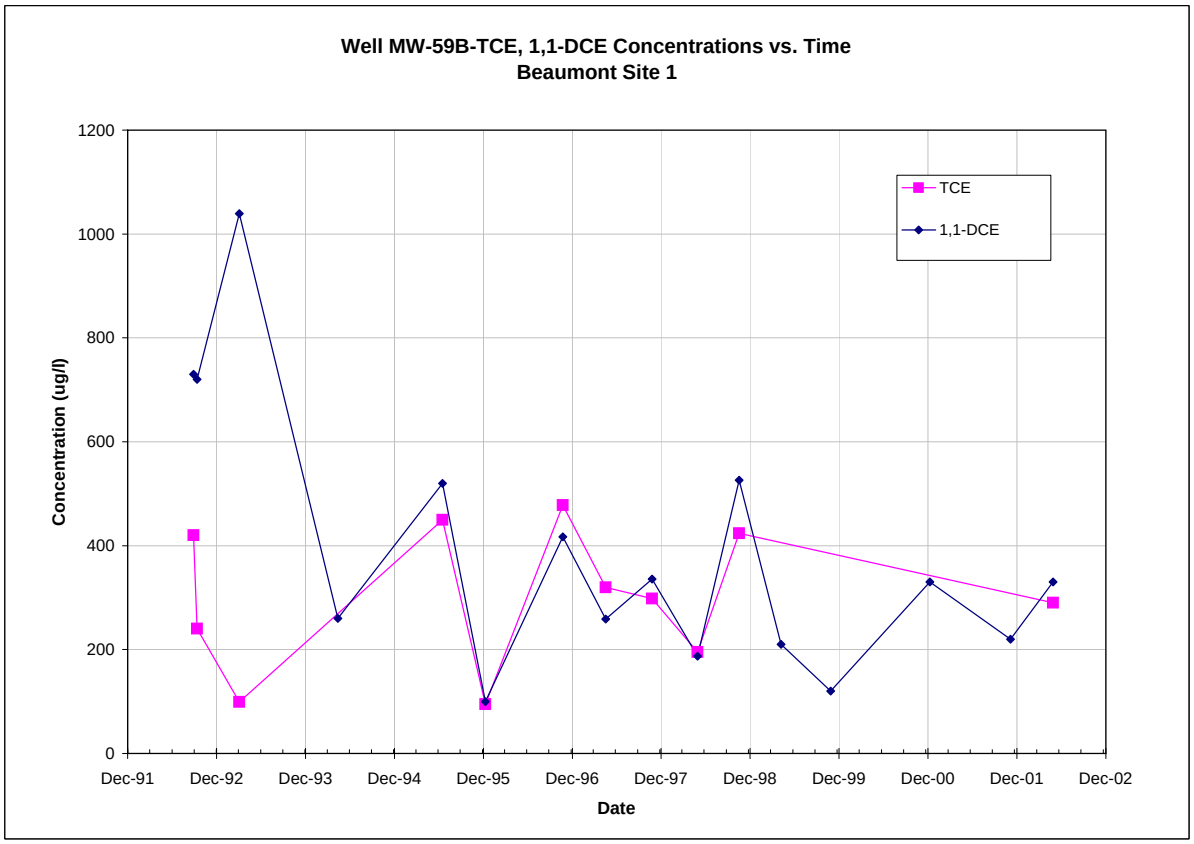

Note: All non-detections are set to zero for graphing purposes.

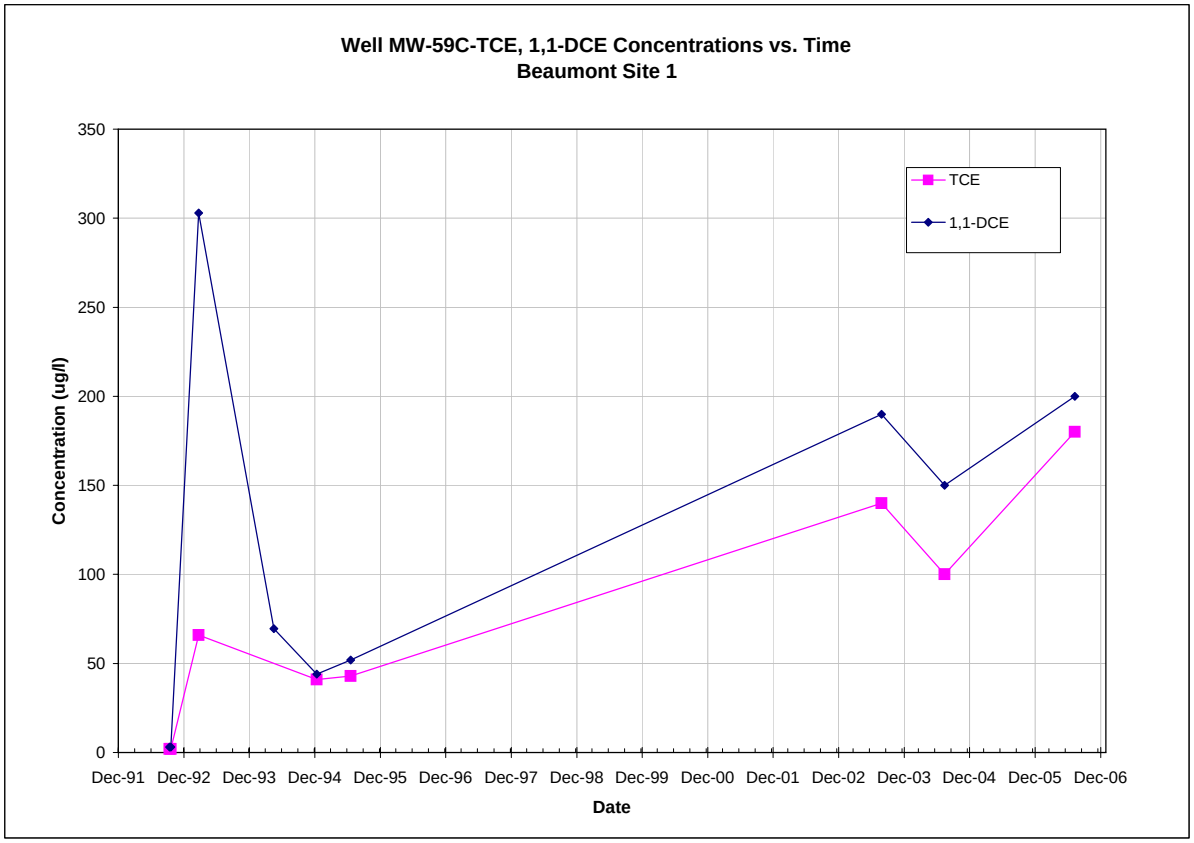

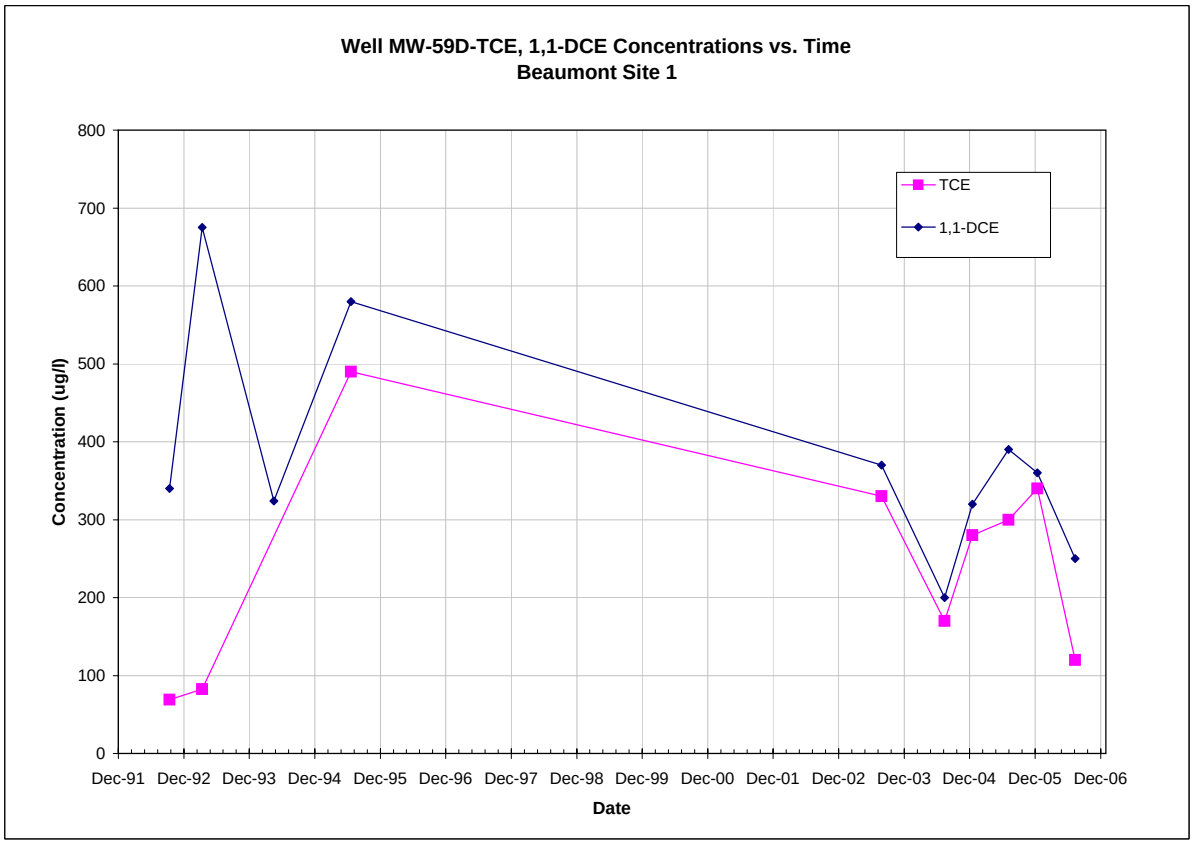

Note: All non-detections are set to zero for graphing purposes.

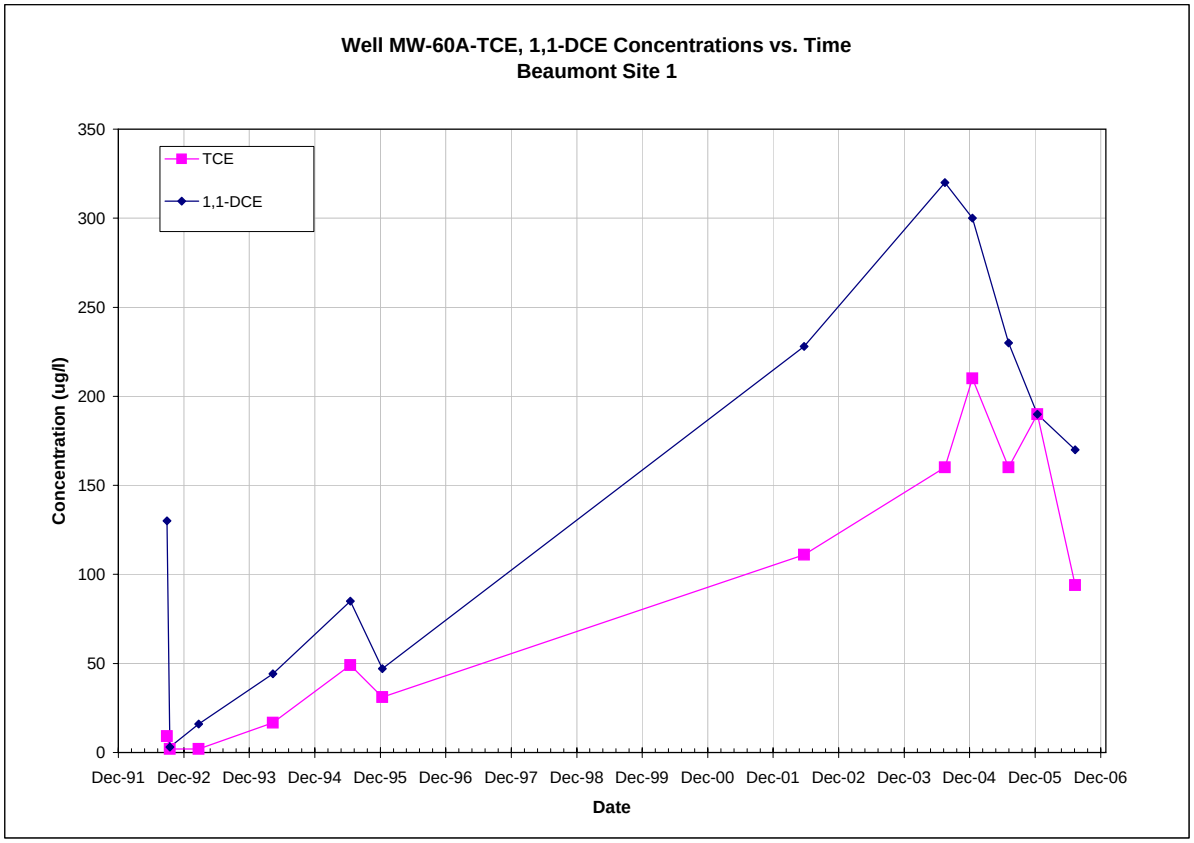

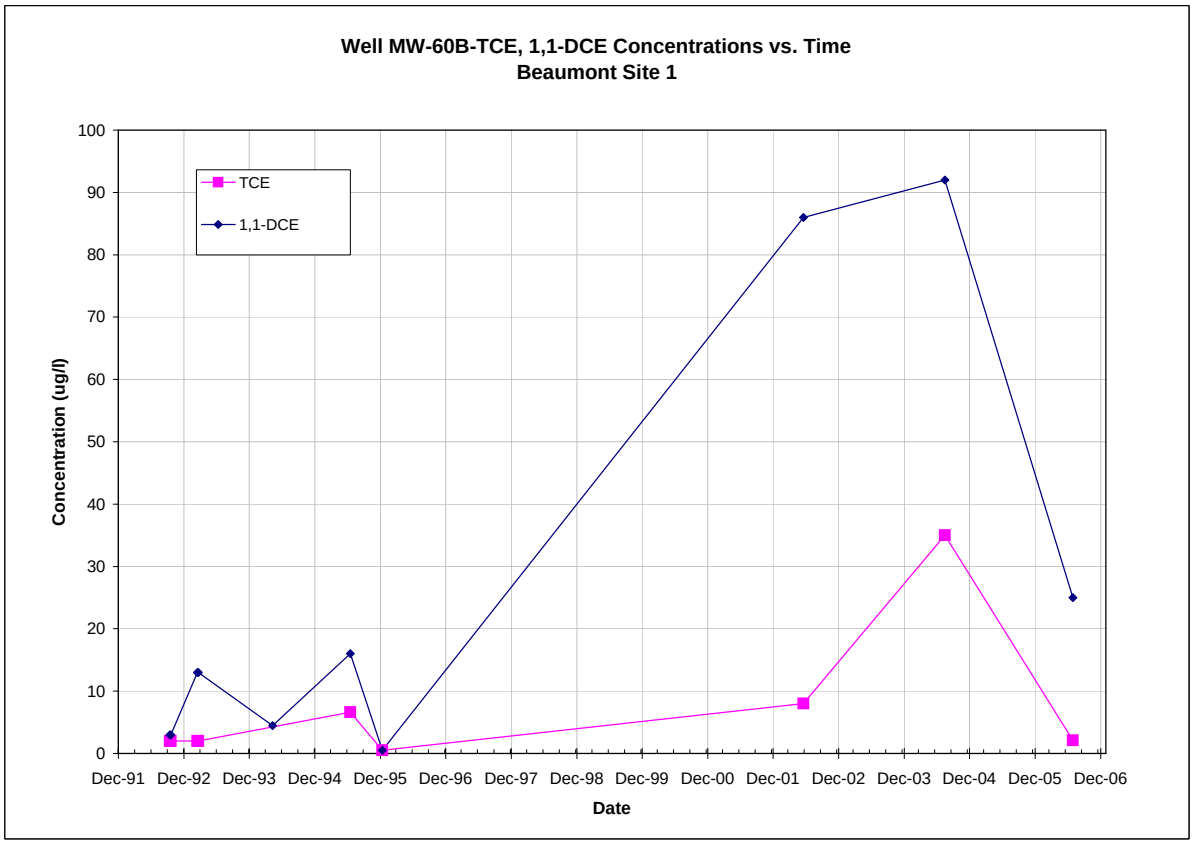

Note: All non-detections are set to zero for graphing purposes.

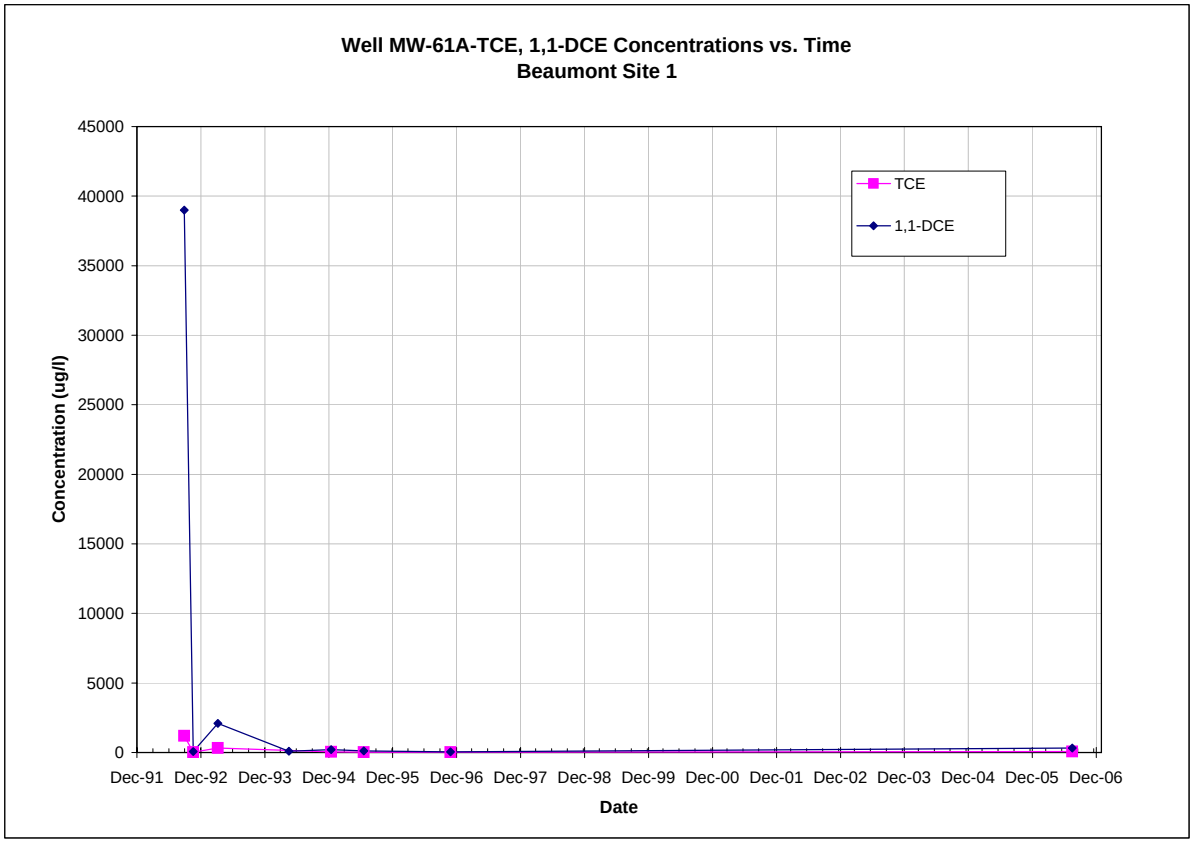

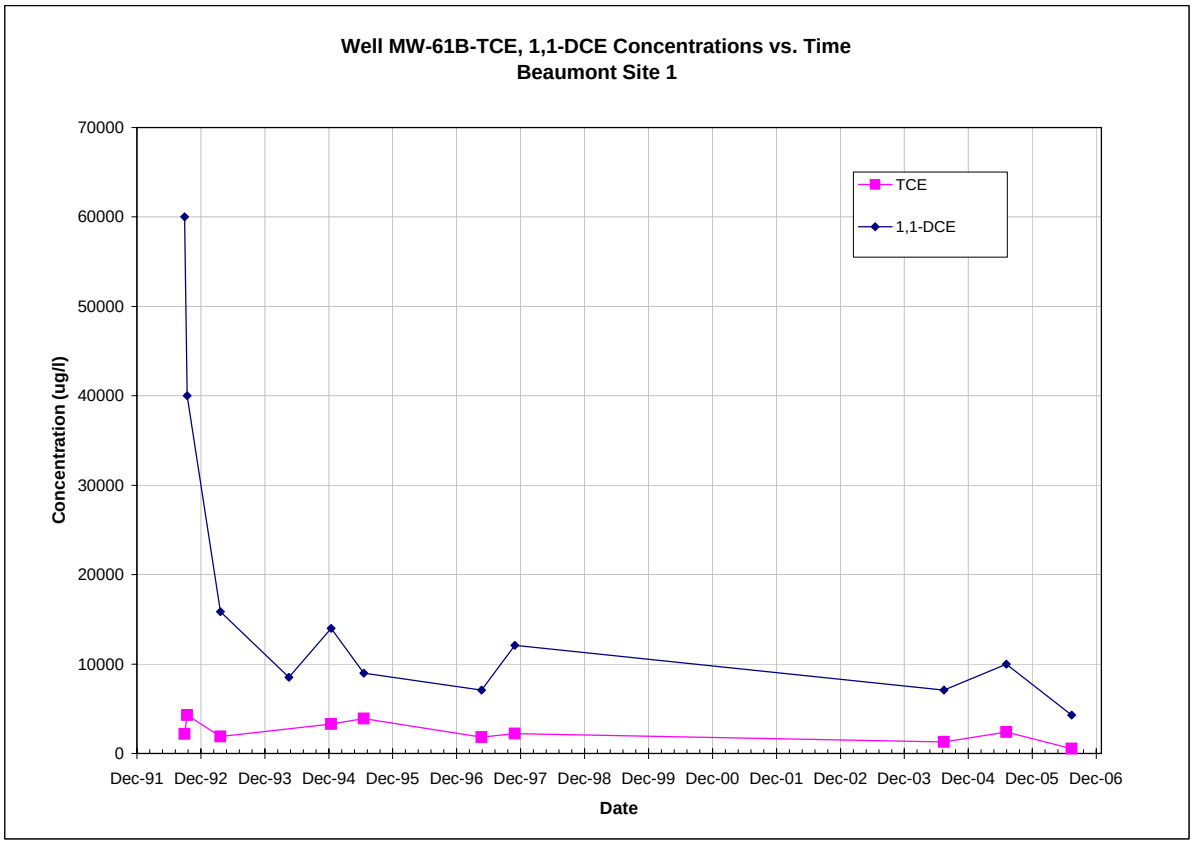

Note: All non-detections are set to zero for graphing purposes.

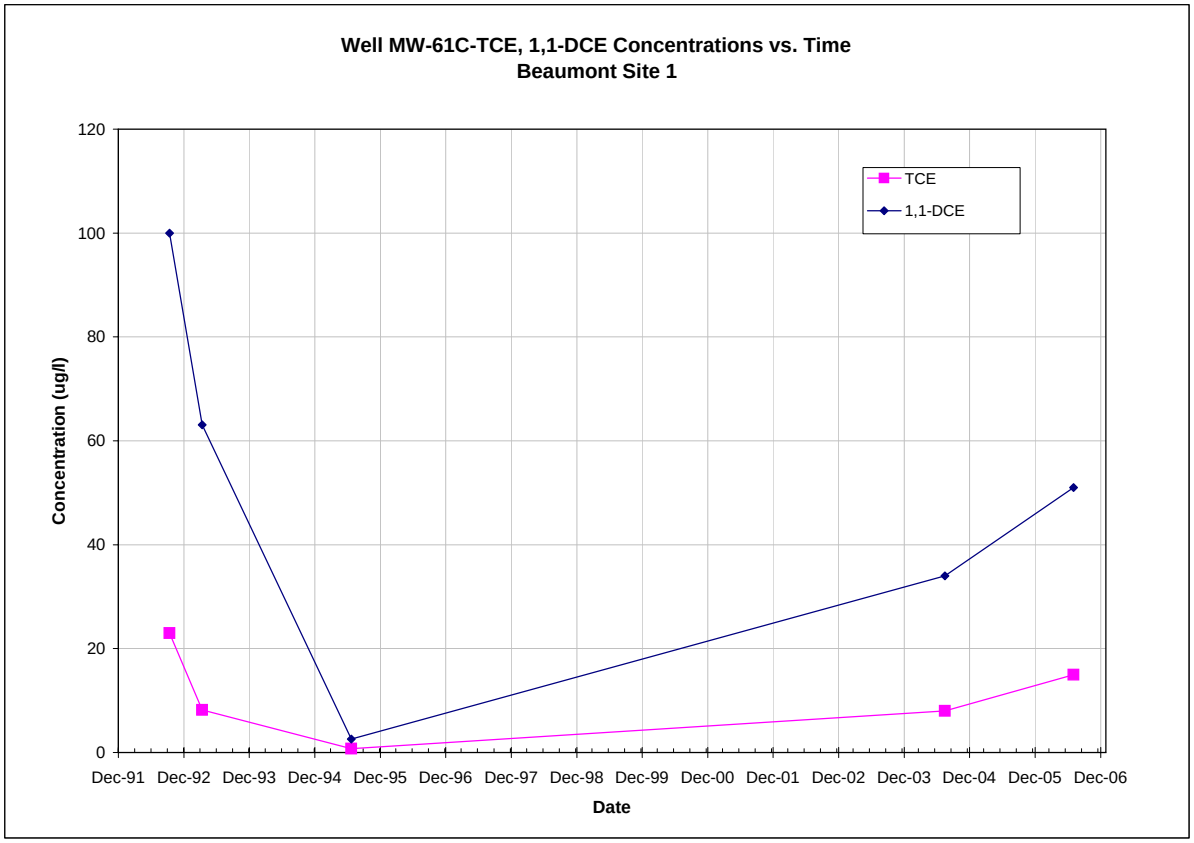

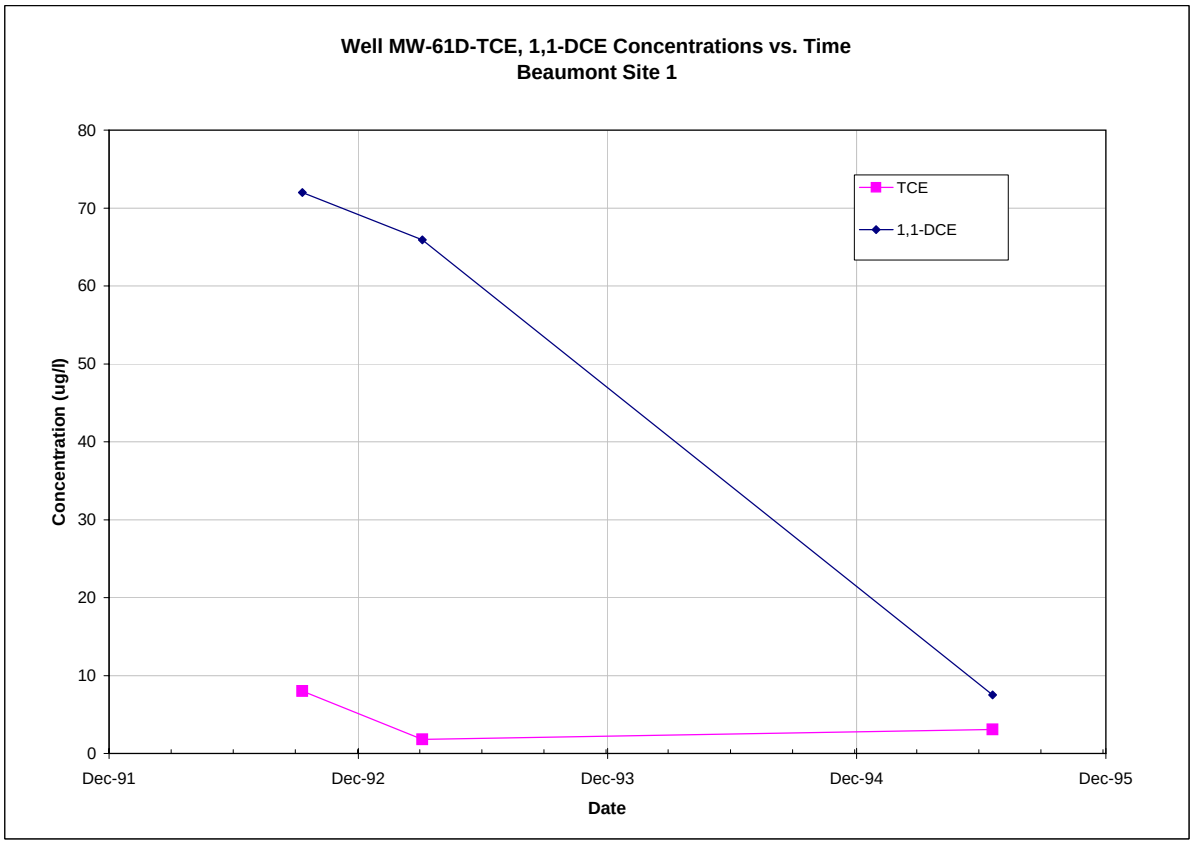

Note: All non-detections are set to zero for graphing purposes.

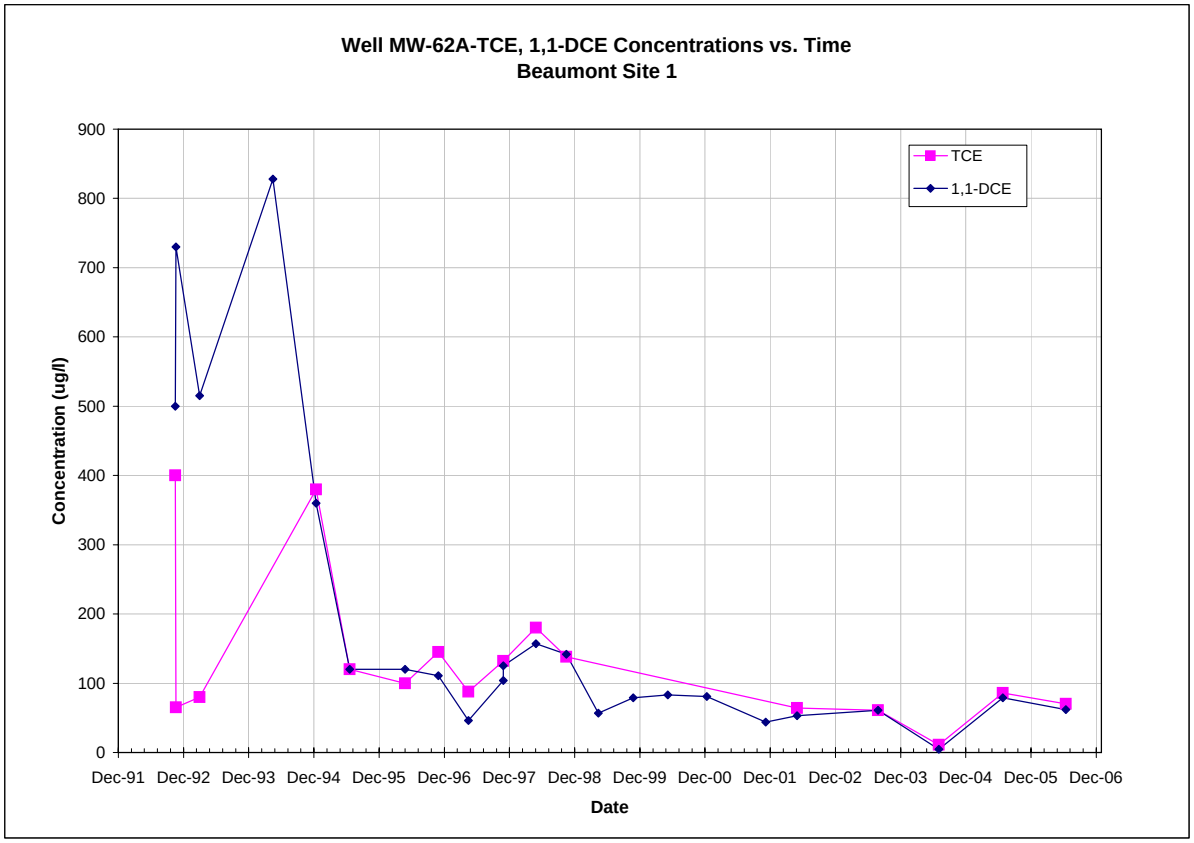

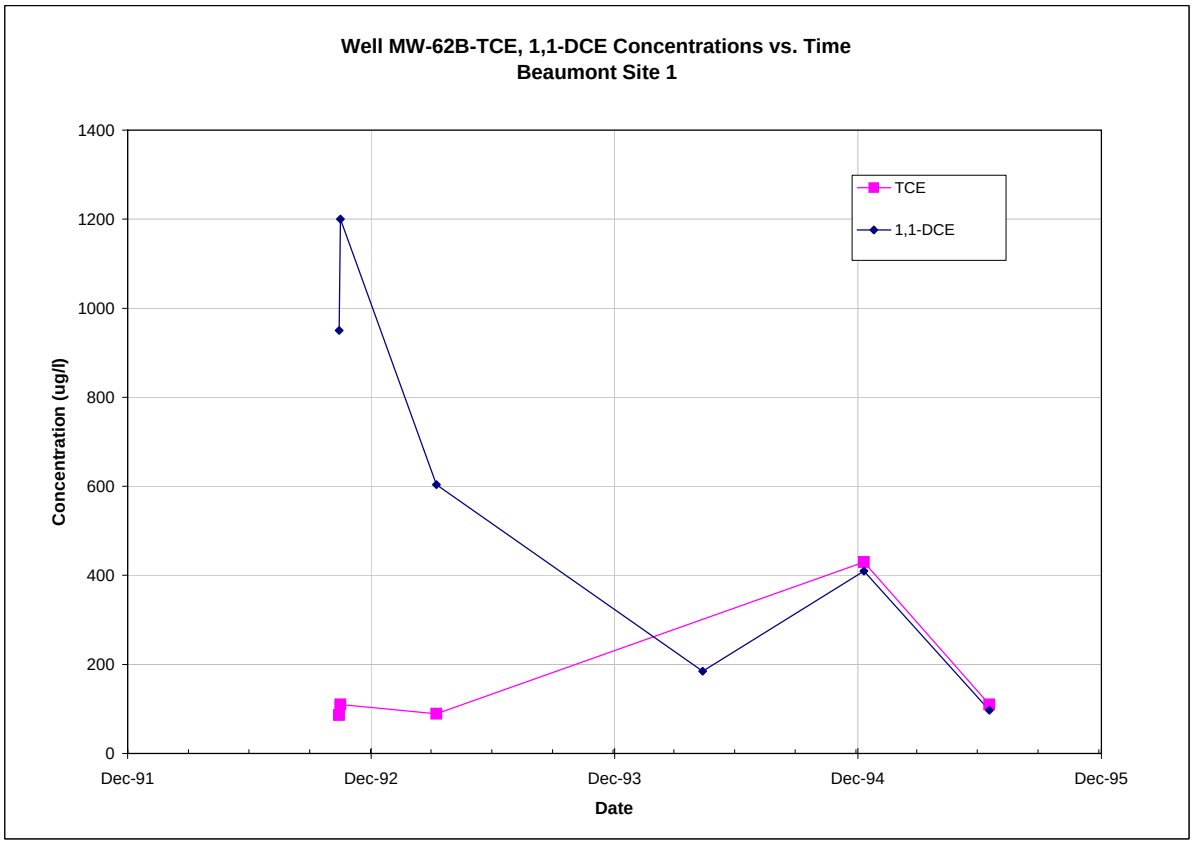

Note: All non-detections are set to zero for graphing purposes.

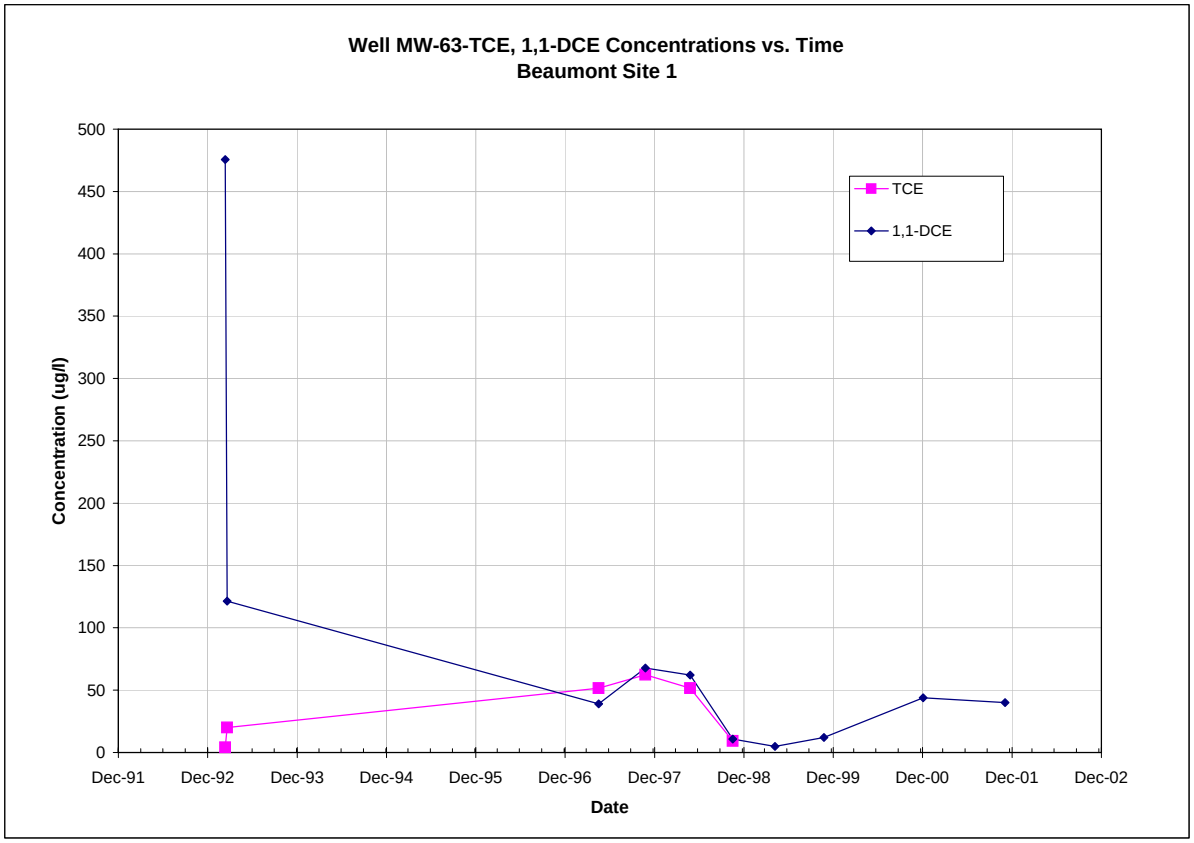

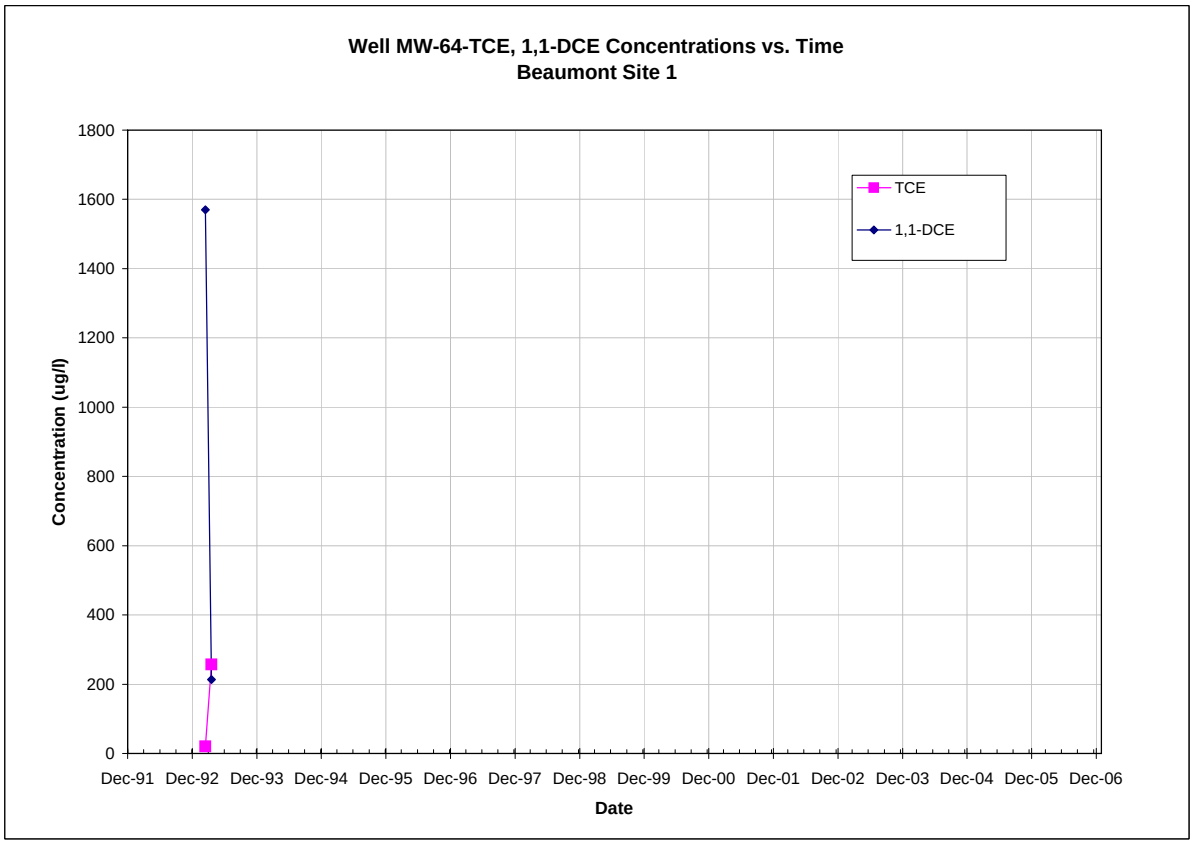

Note: All non-detections are set to zero for graphing purposes.

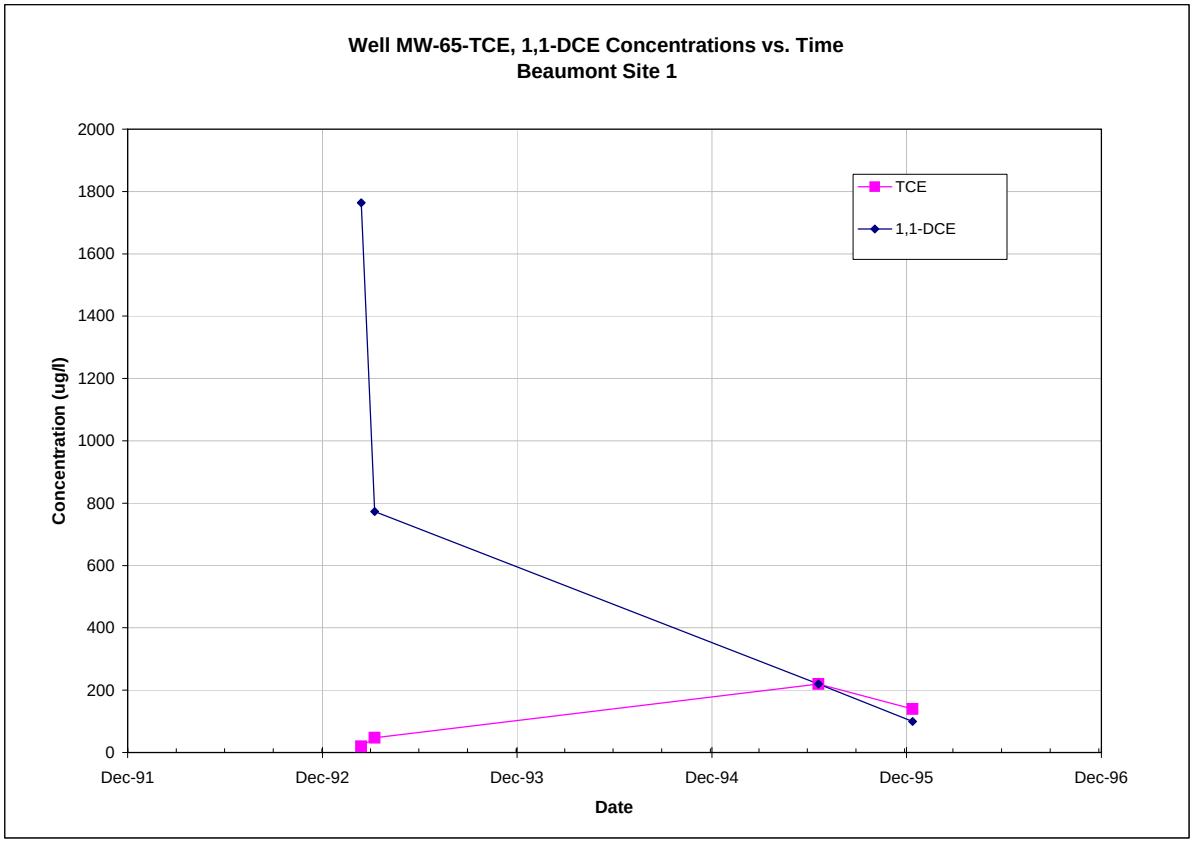

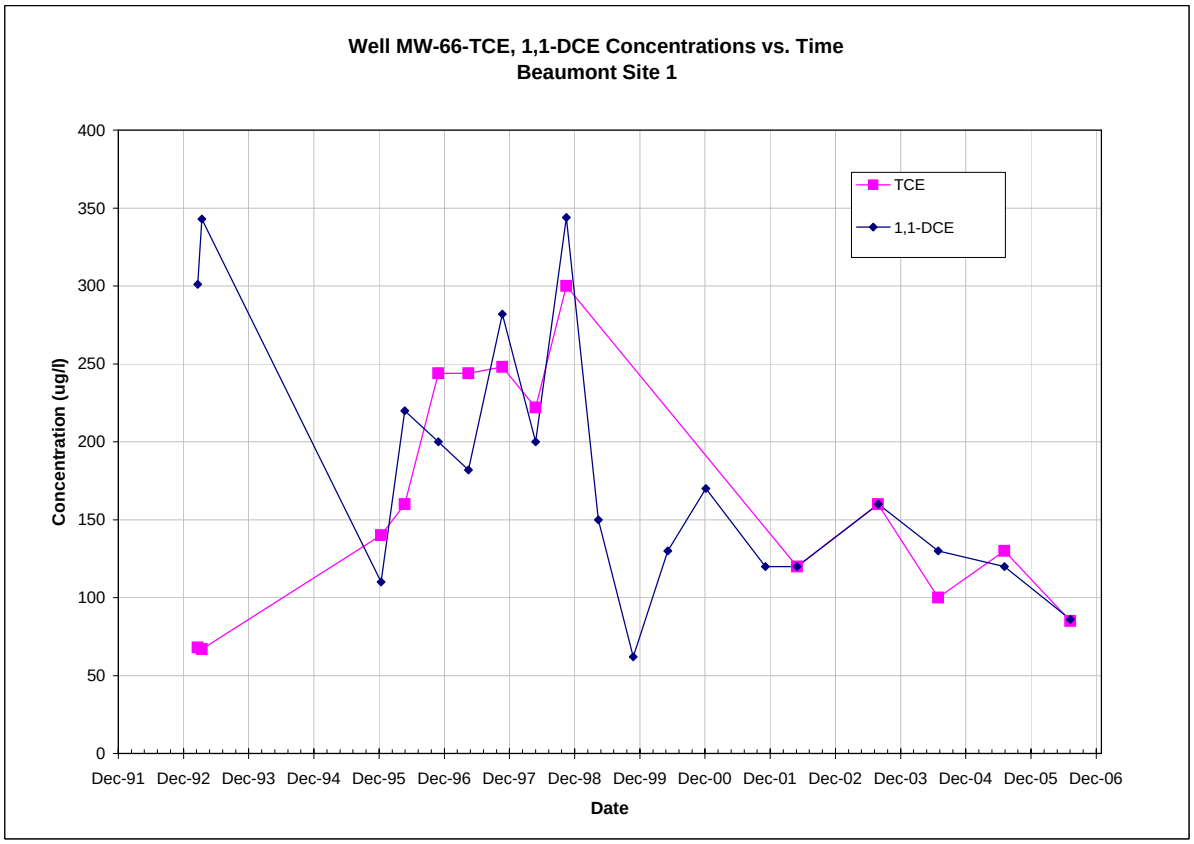

Note: All non-detections are set to zero for graphing purposes.

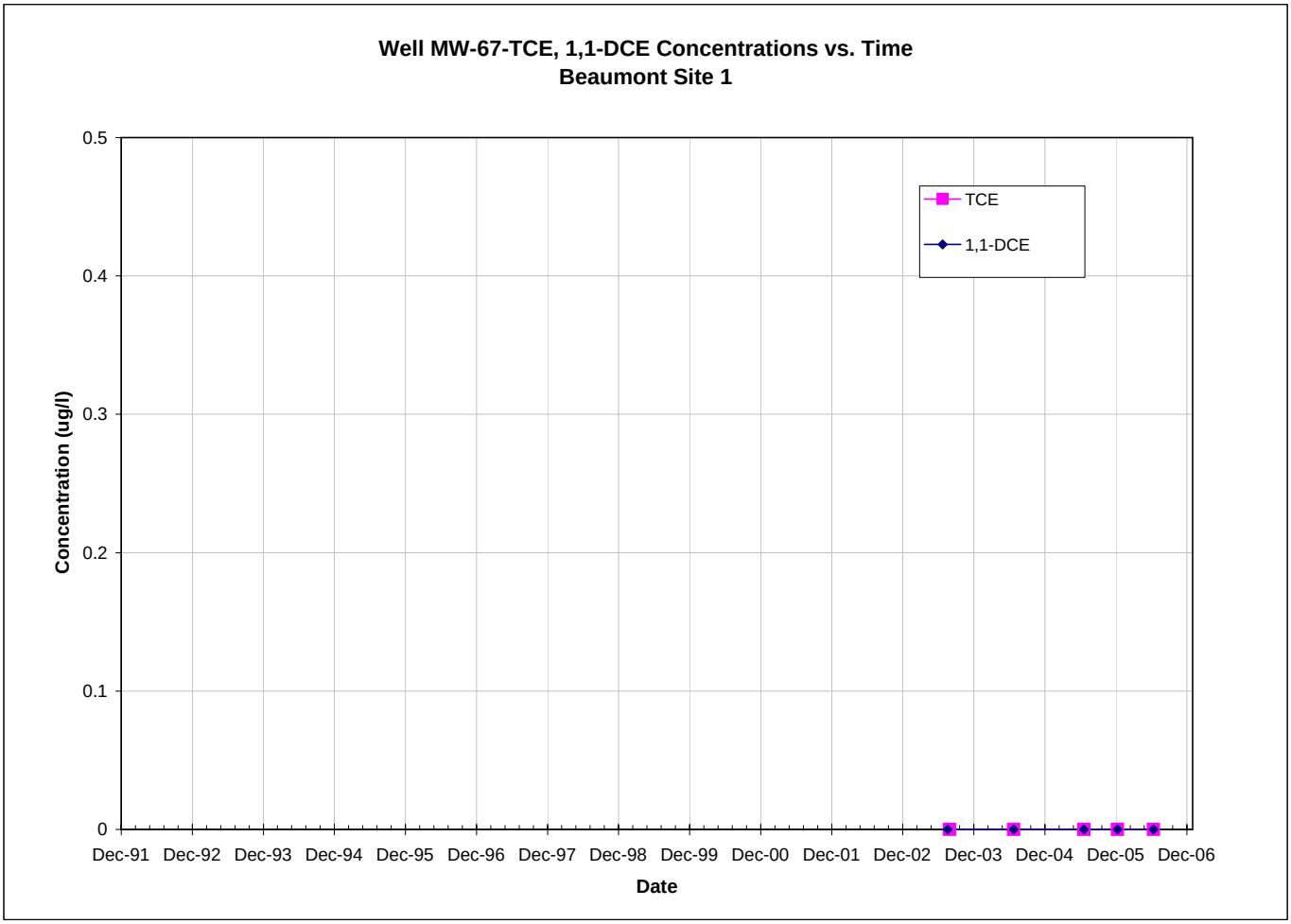

Note: All non-detections are set to zero for graphing purposes.

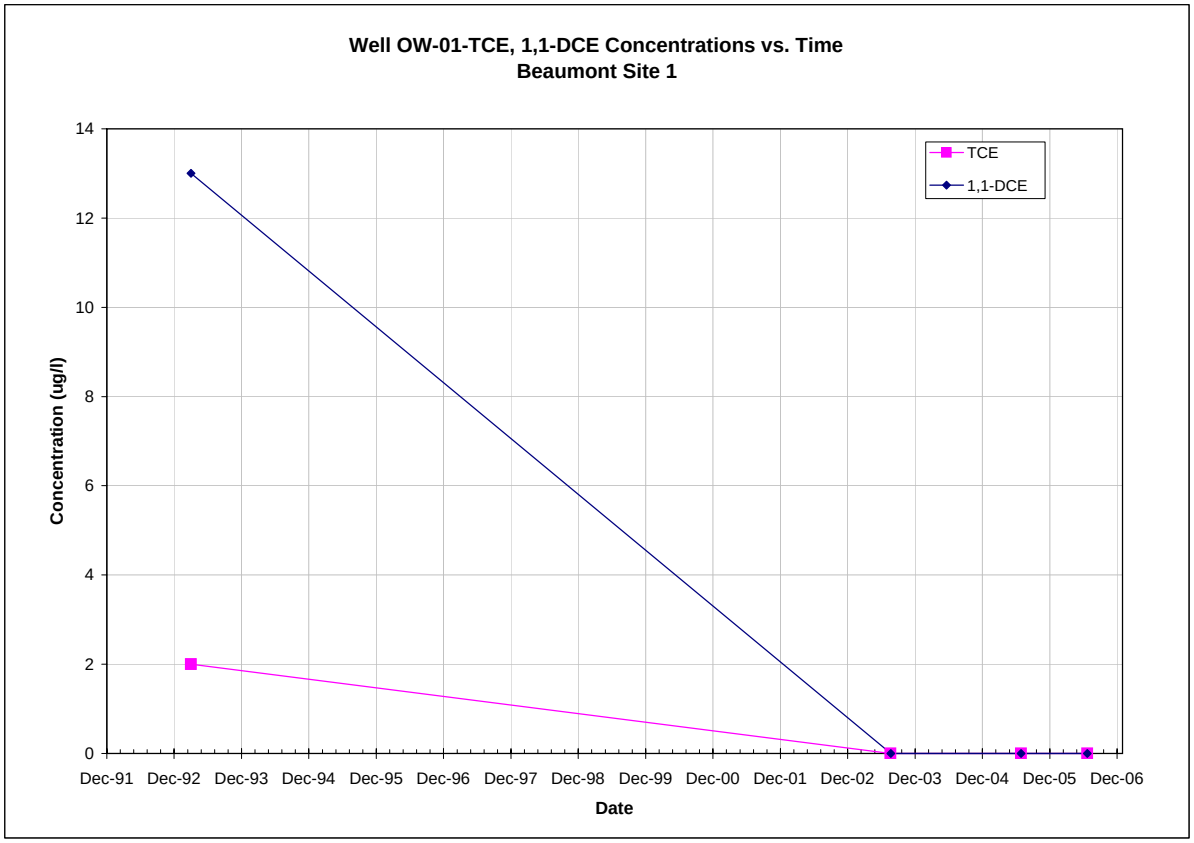



Note: All non-detections are set to zero for graphing purposes.

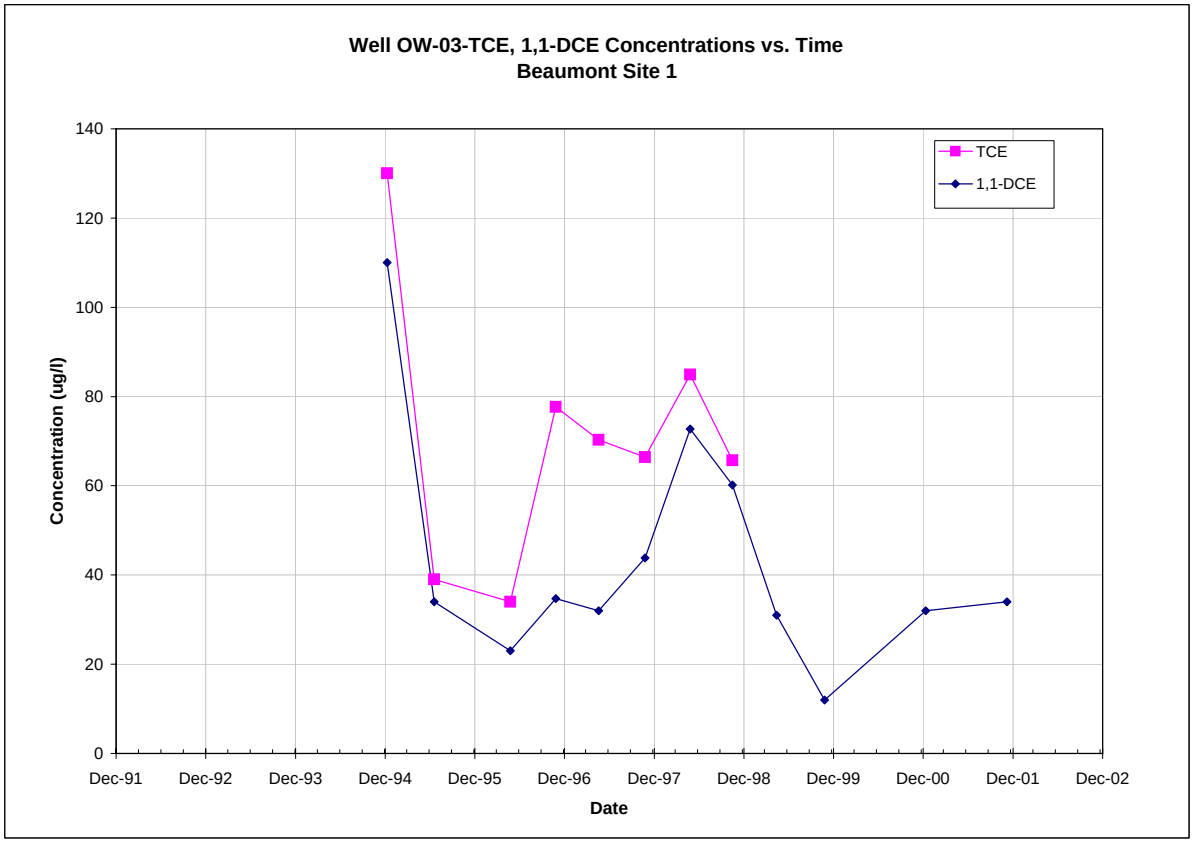

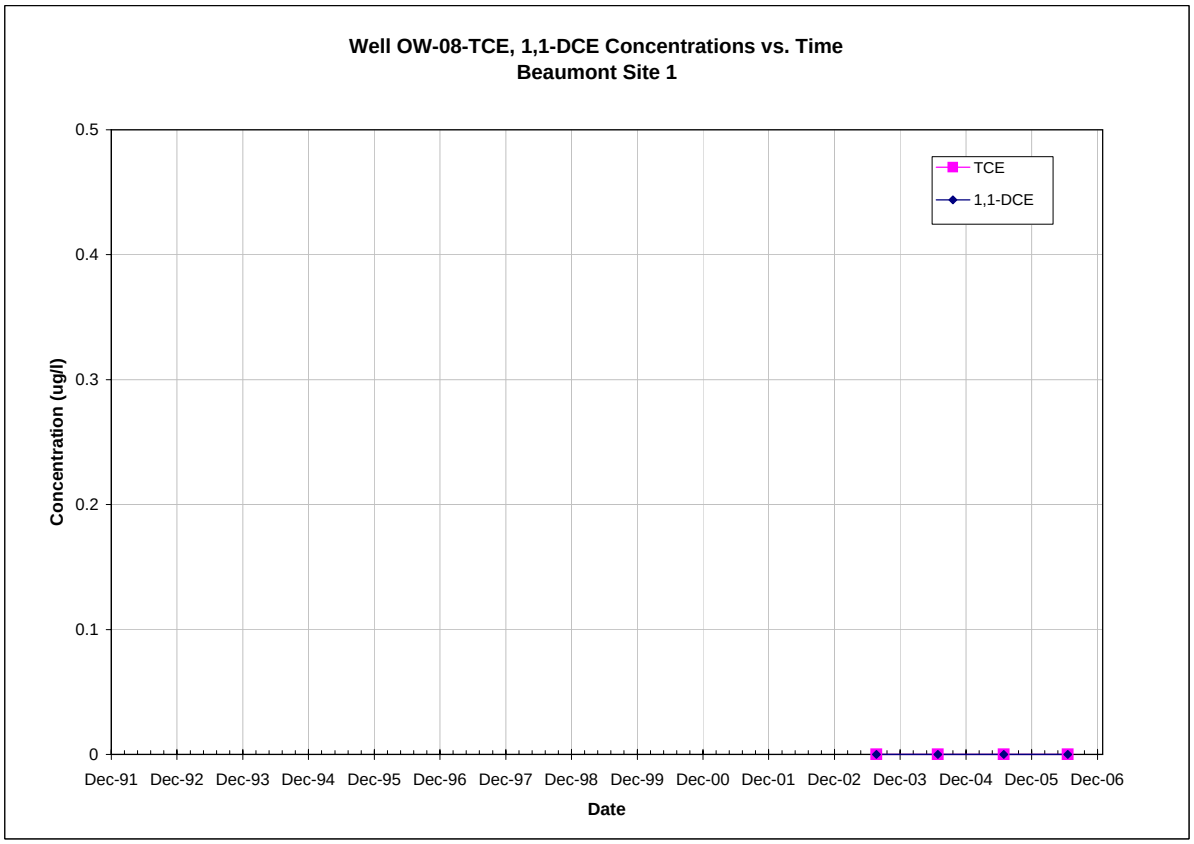

Note: All non-detections are set to zero for graphing purposes.

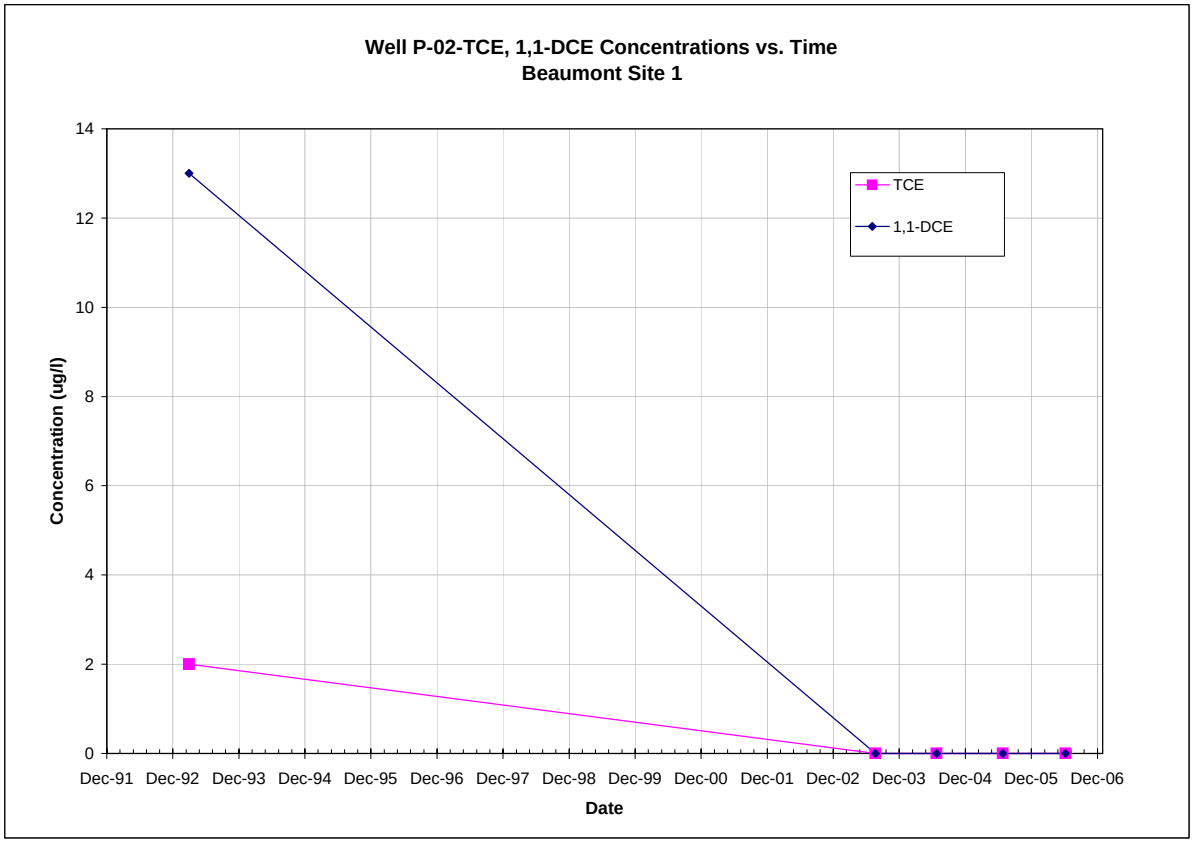

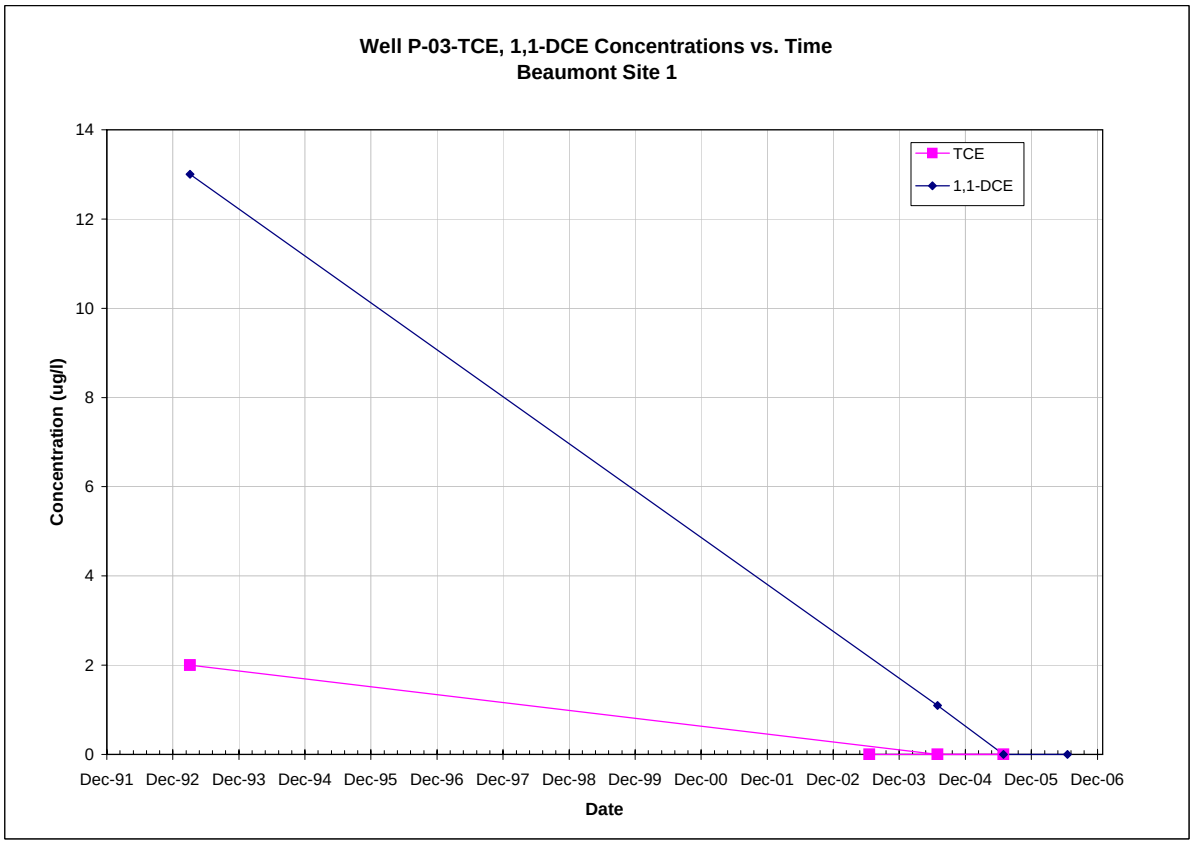

Note: All non-detections are set to zero for graphing purposes.

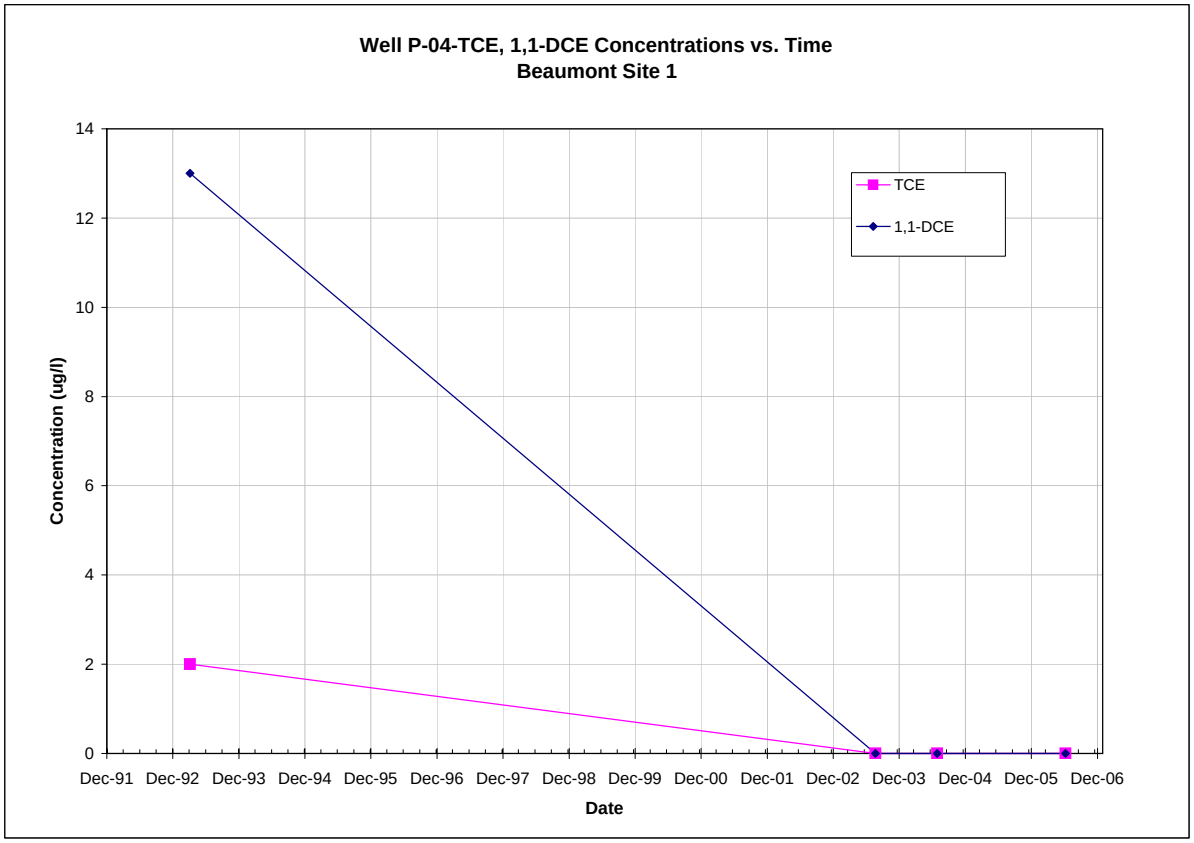

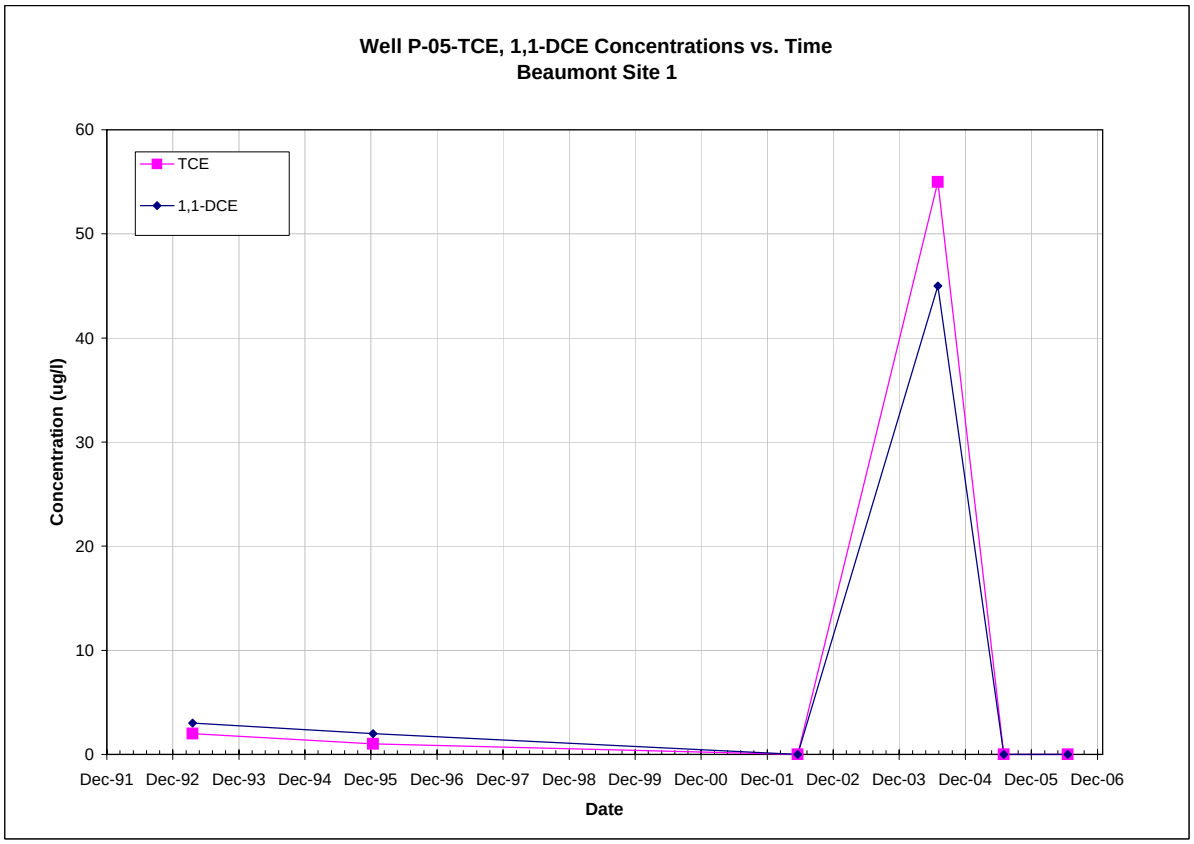

Note: All non-detections are set to zero for graphing purposes.

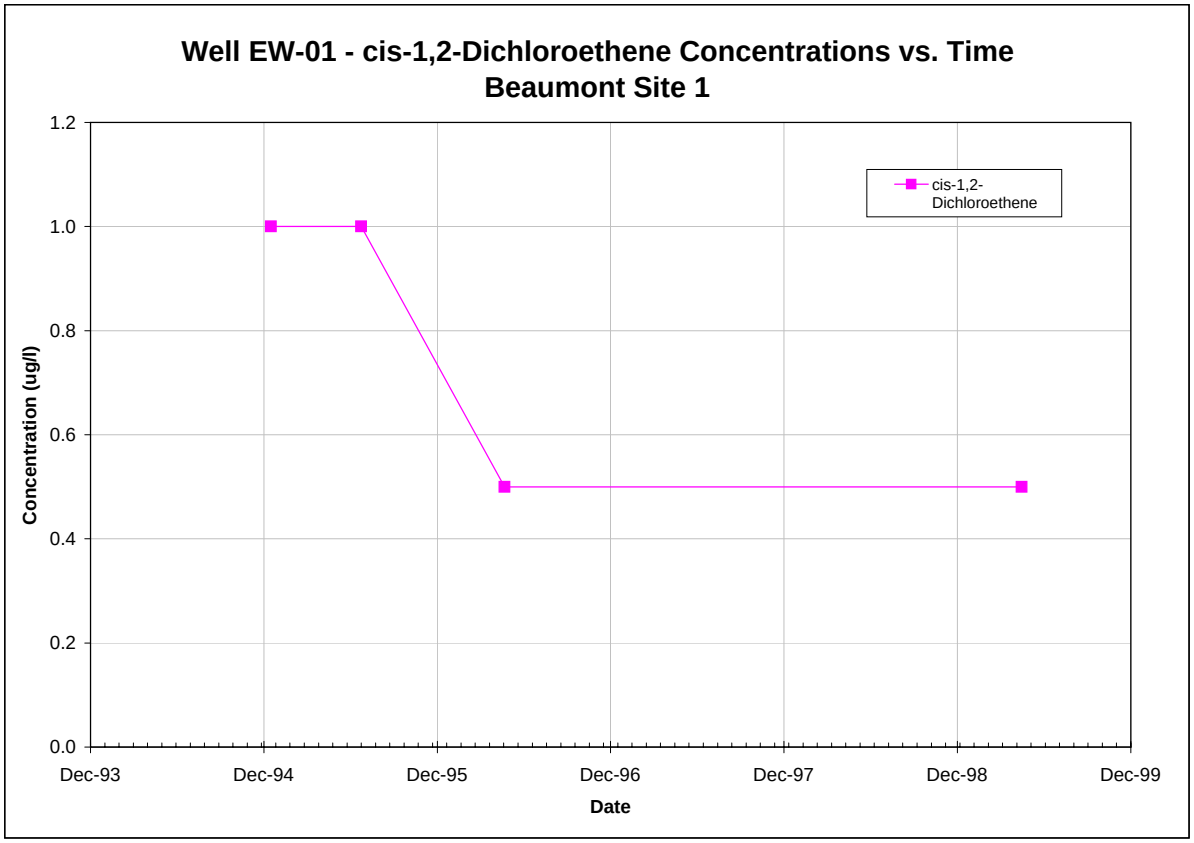

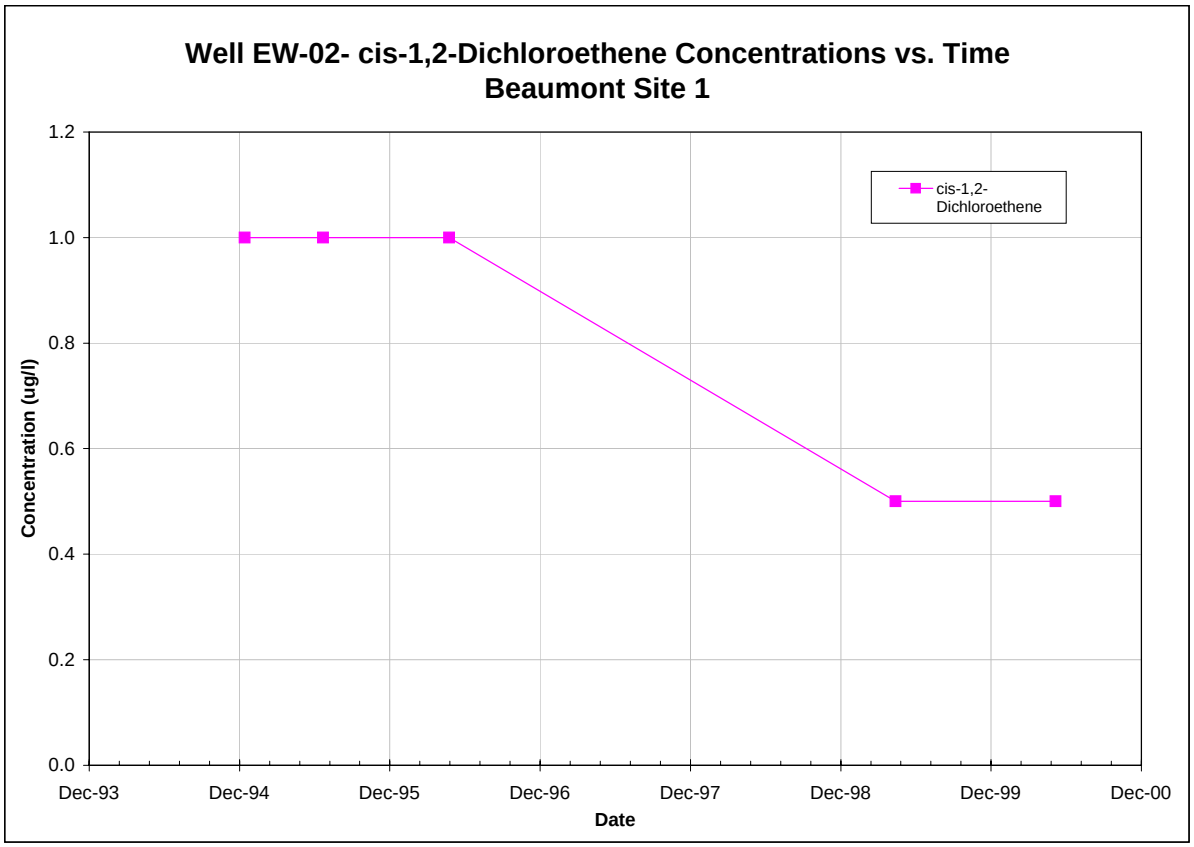

Note: All non-detections are set to zero for graphing purposes.

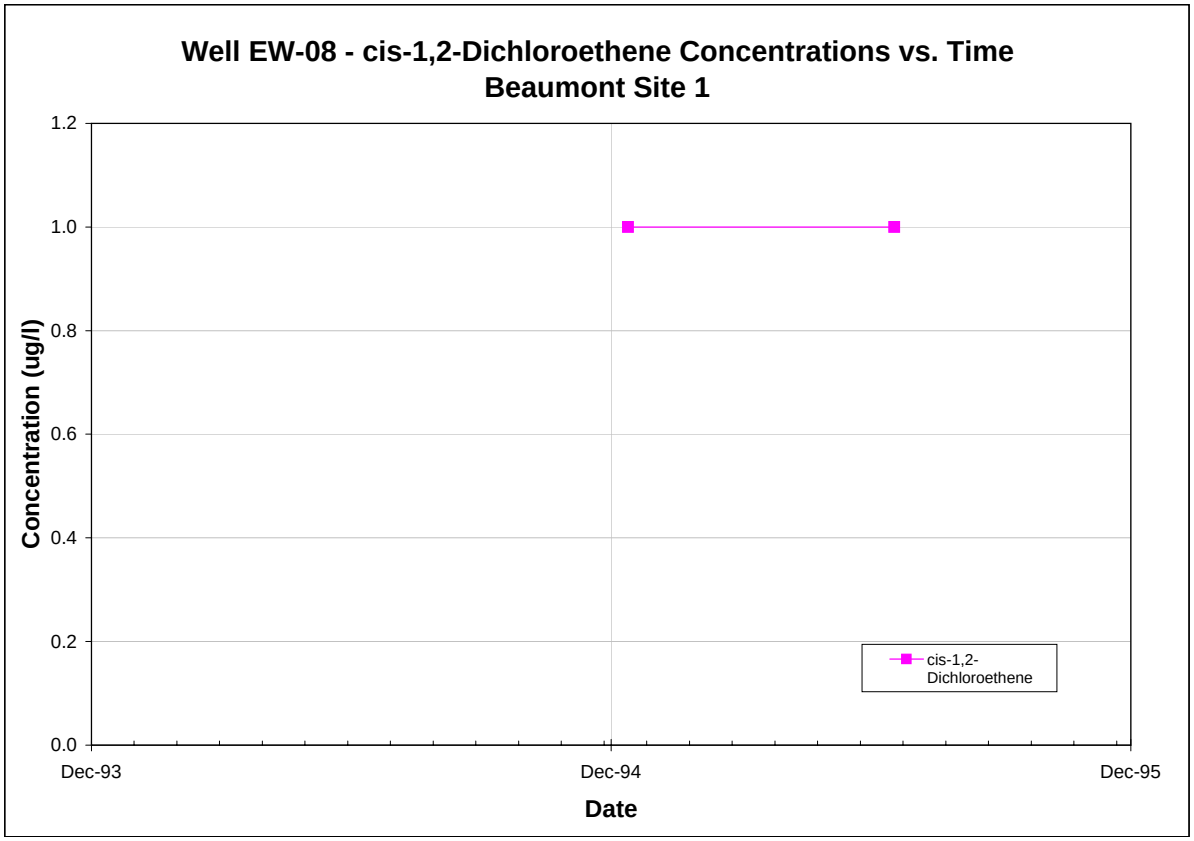

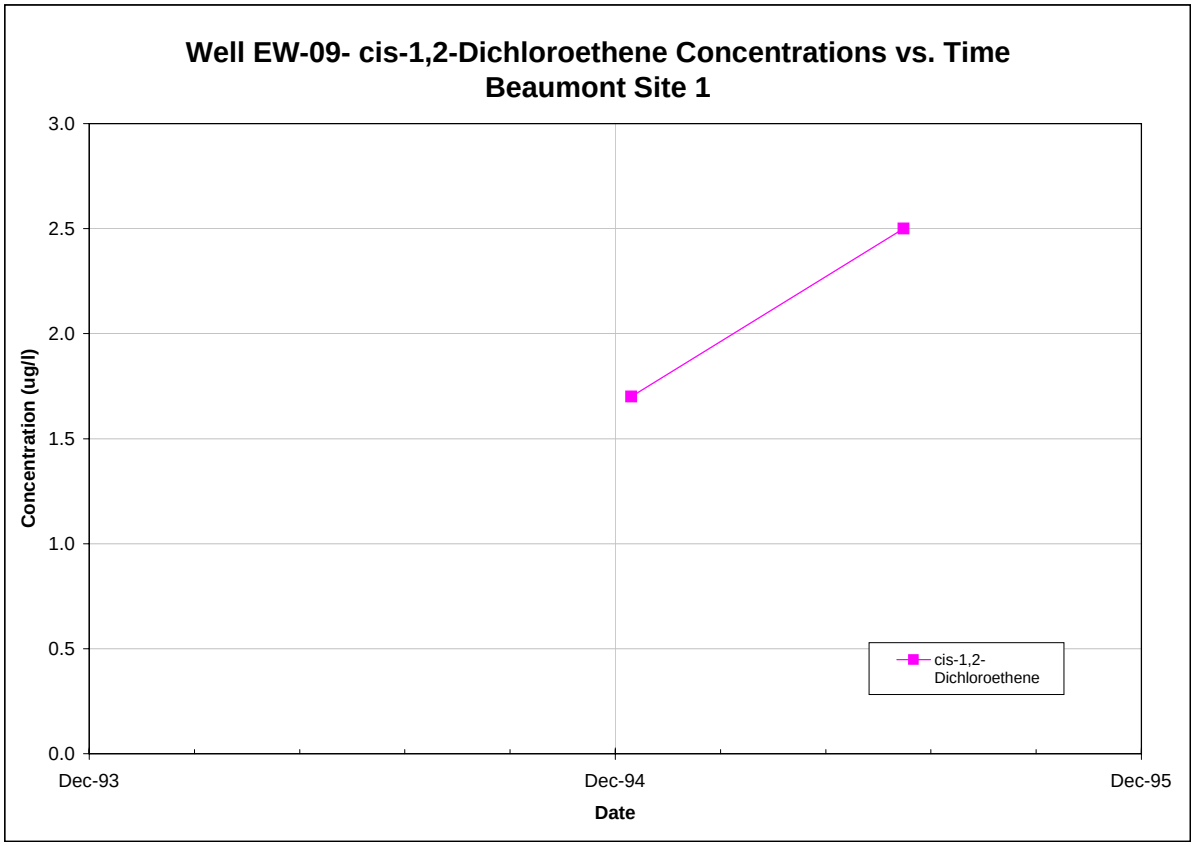

Note: All non-detections are set to zero for graphing purposes.

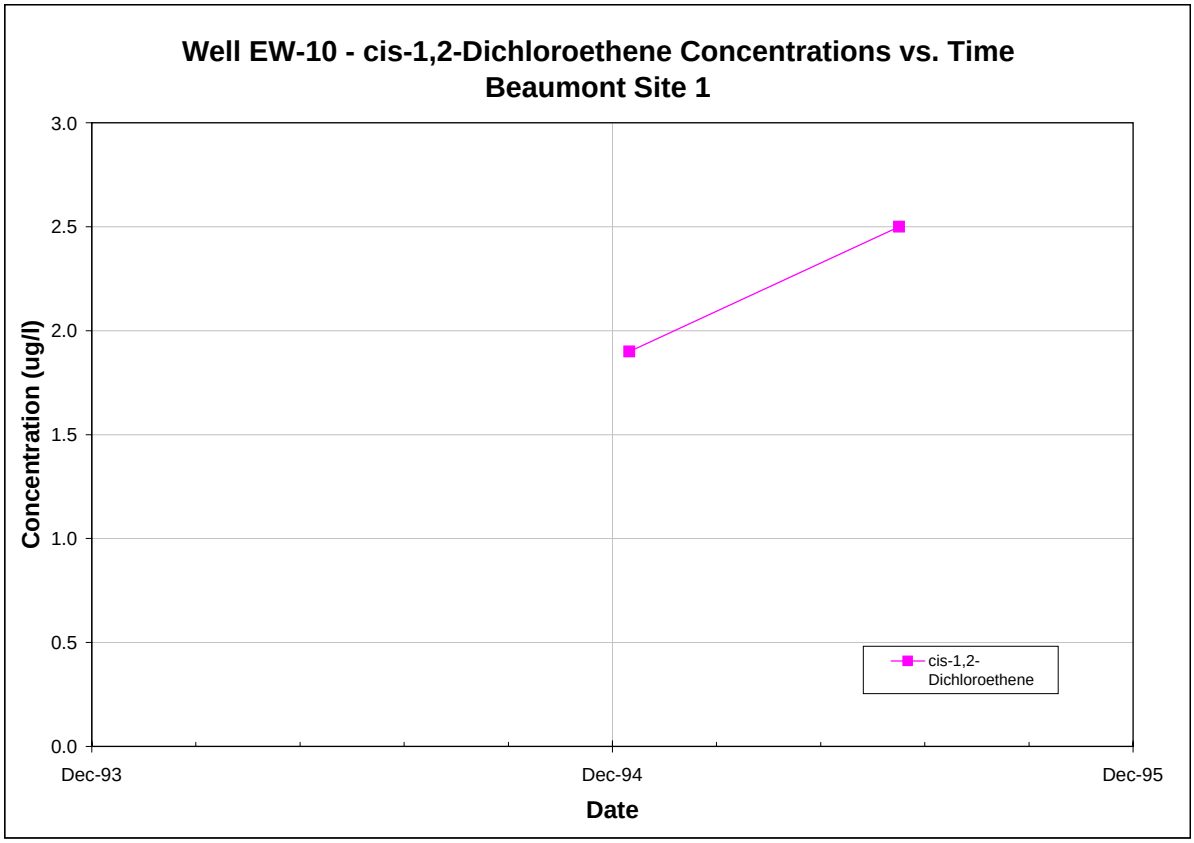

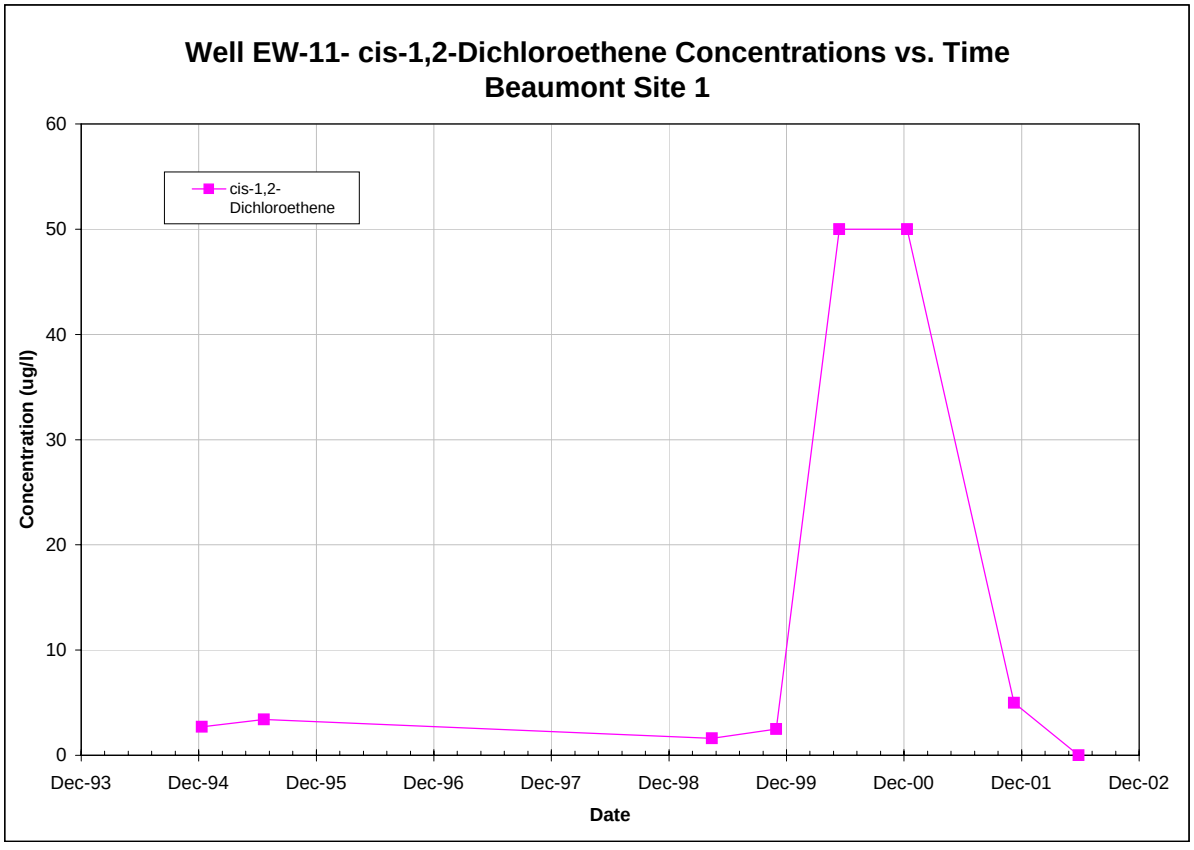

Note: All non-detections are set to zero for graphing purposes.

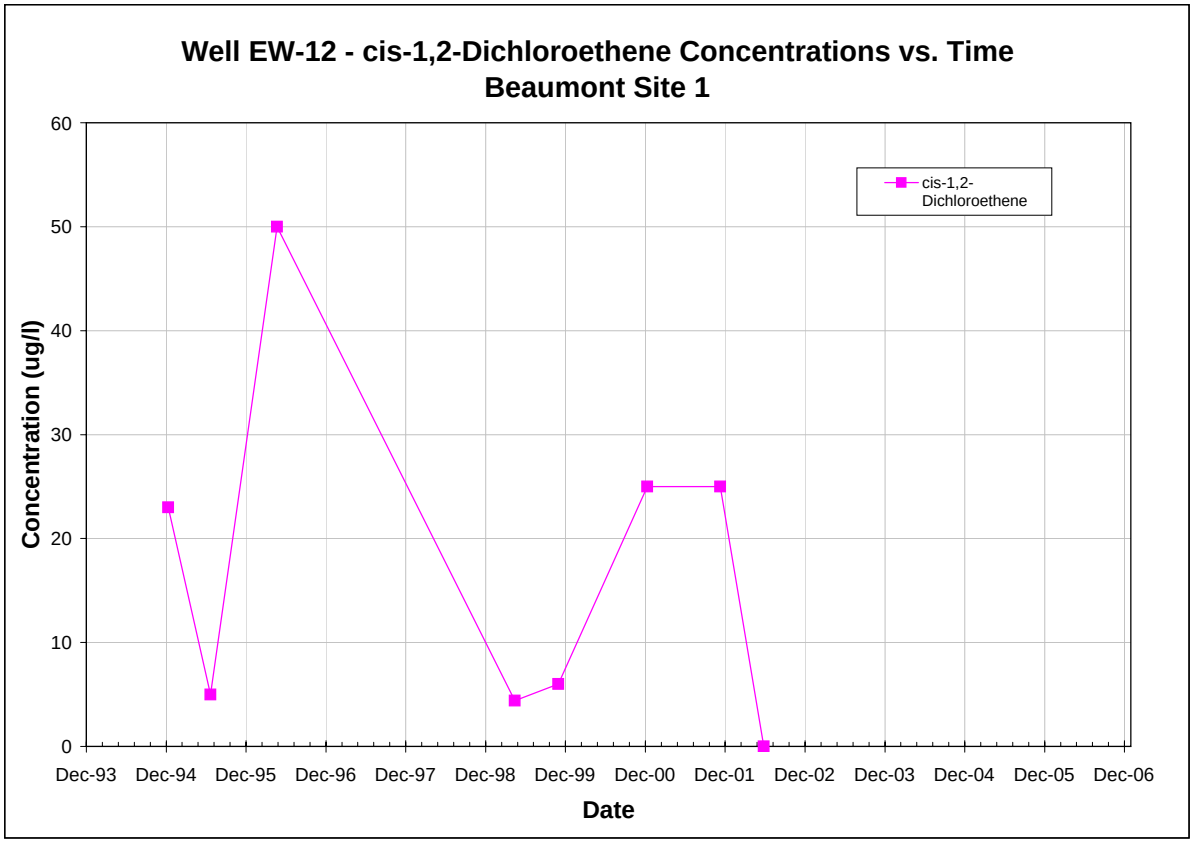

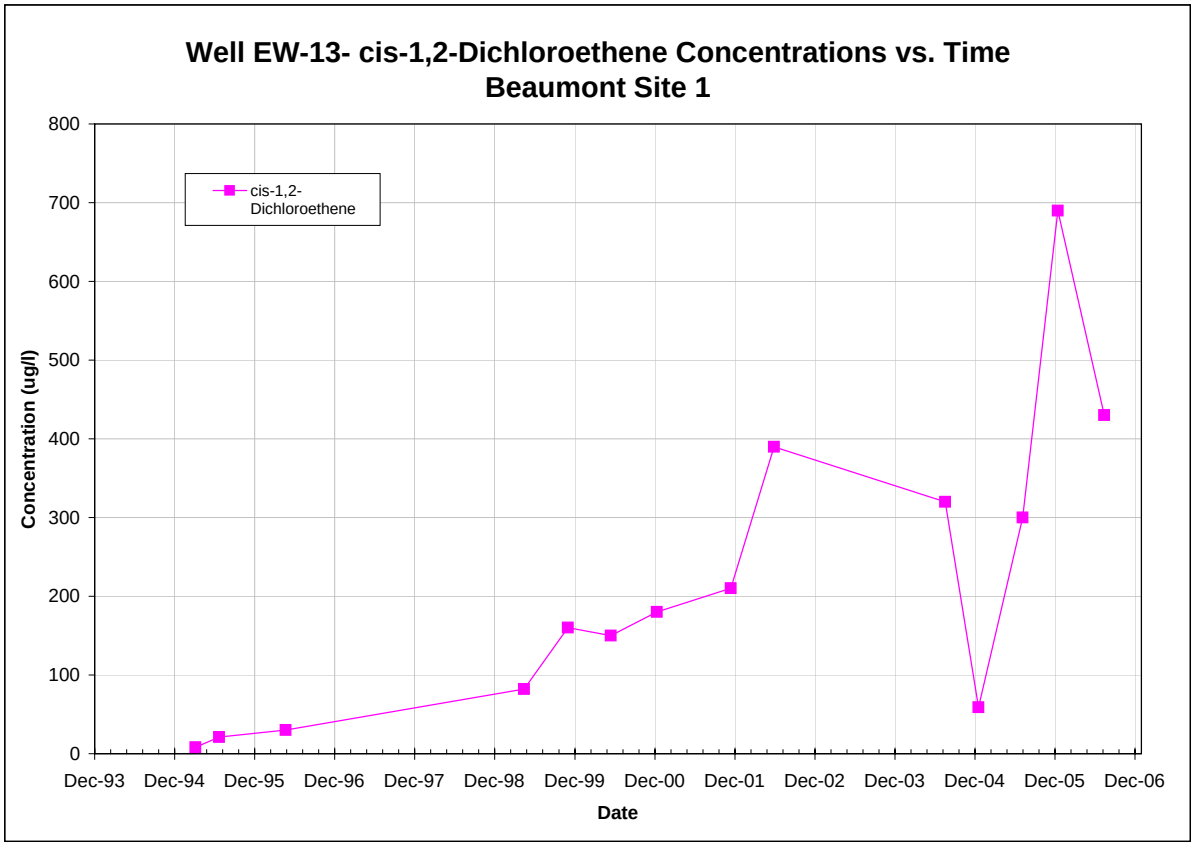

Note: All non-detections are set to zero for graphing purposes.

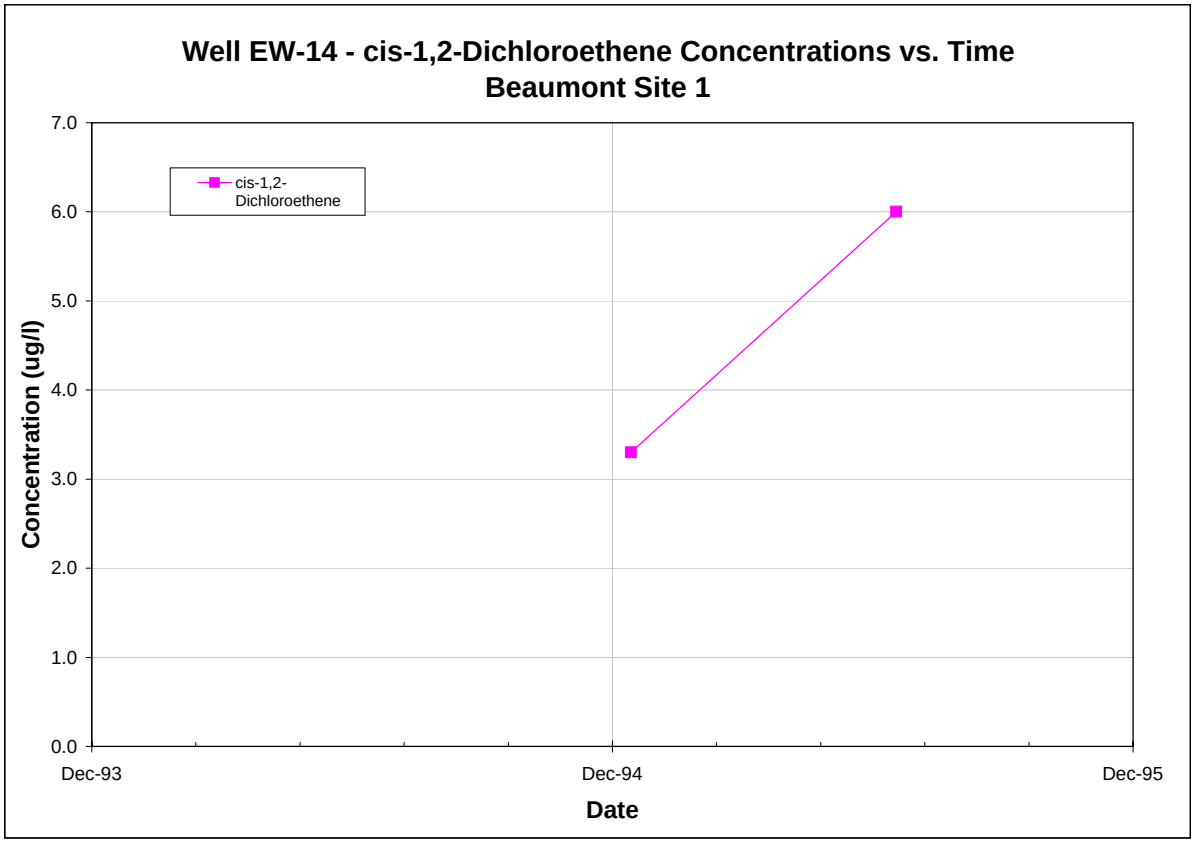

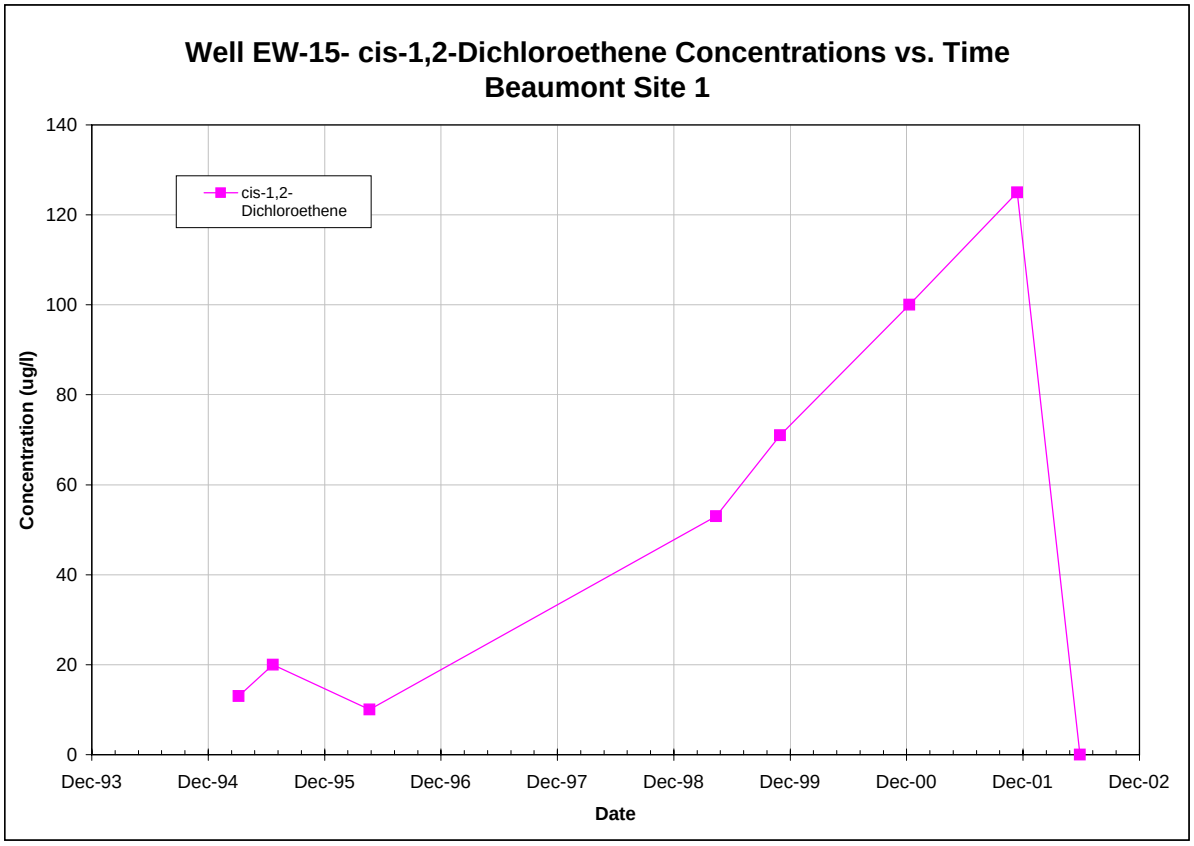

Note: All non-detections are set to zero for graphing purposes.

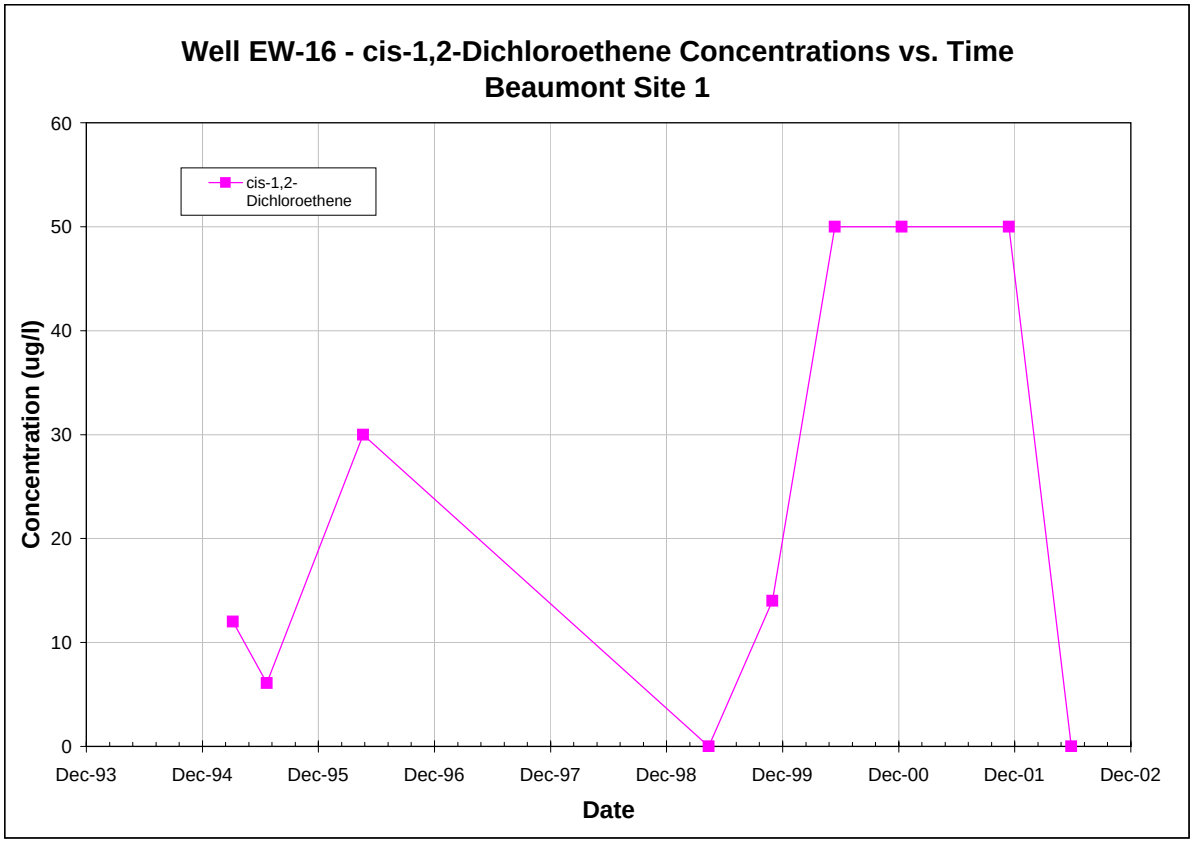

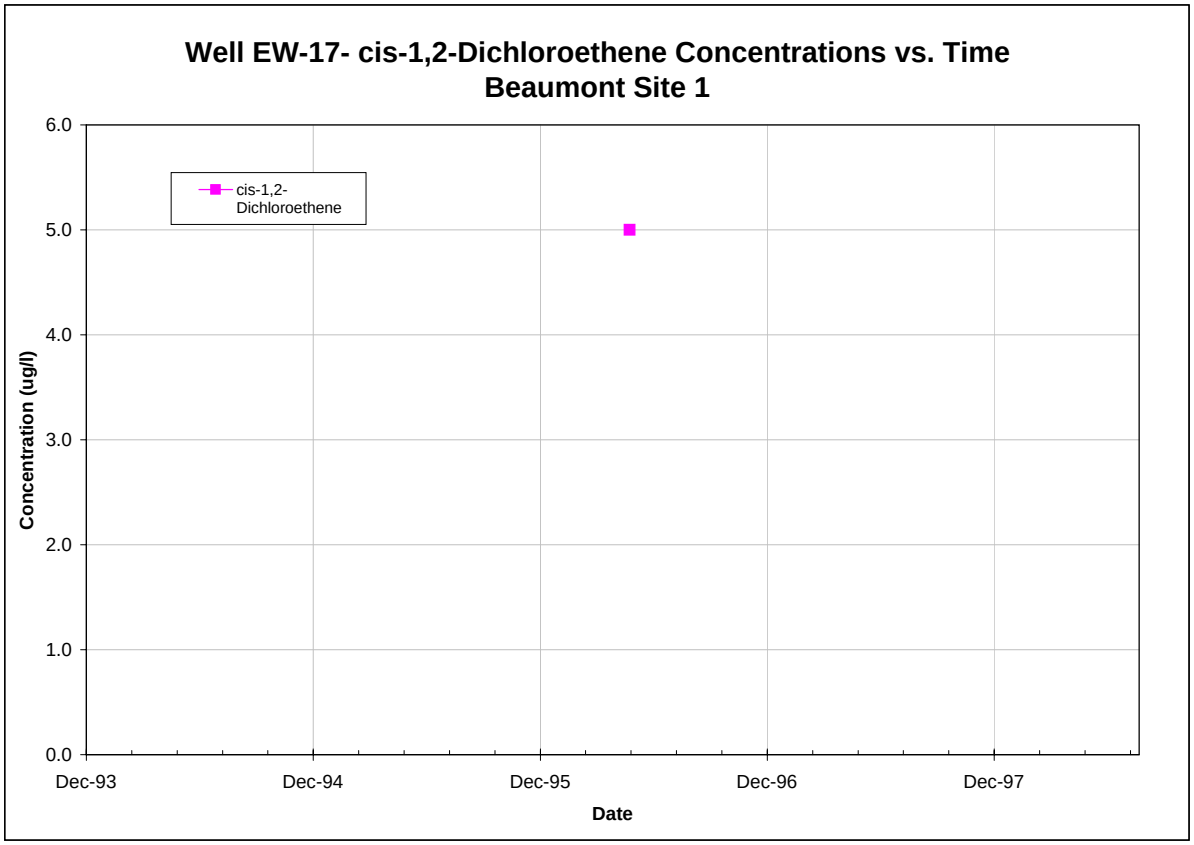

Note: All non-detections are set to zero for graphing purposes.

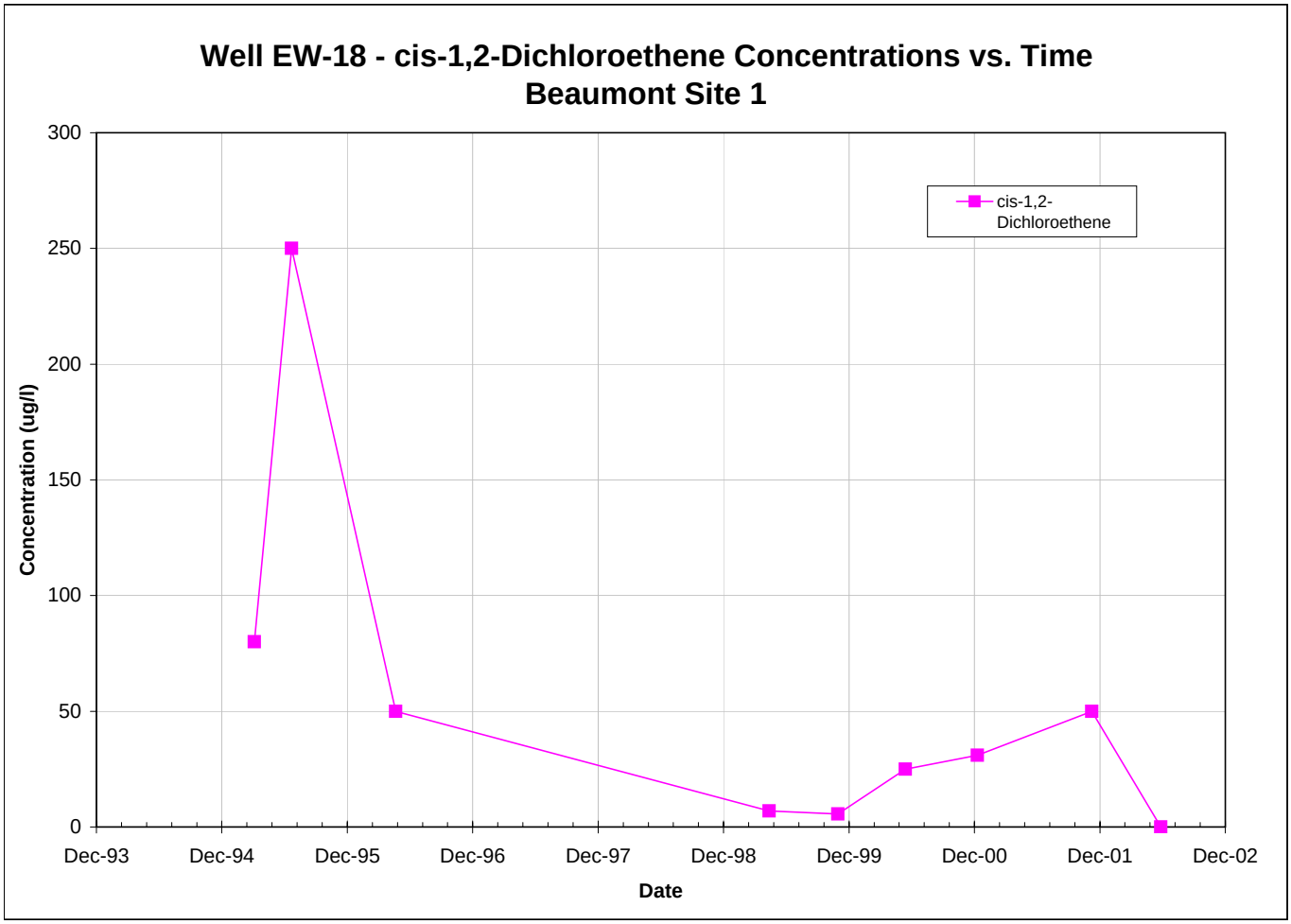

Note: All non-detections are set to zero for graphing purposes.

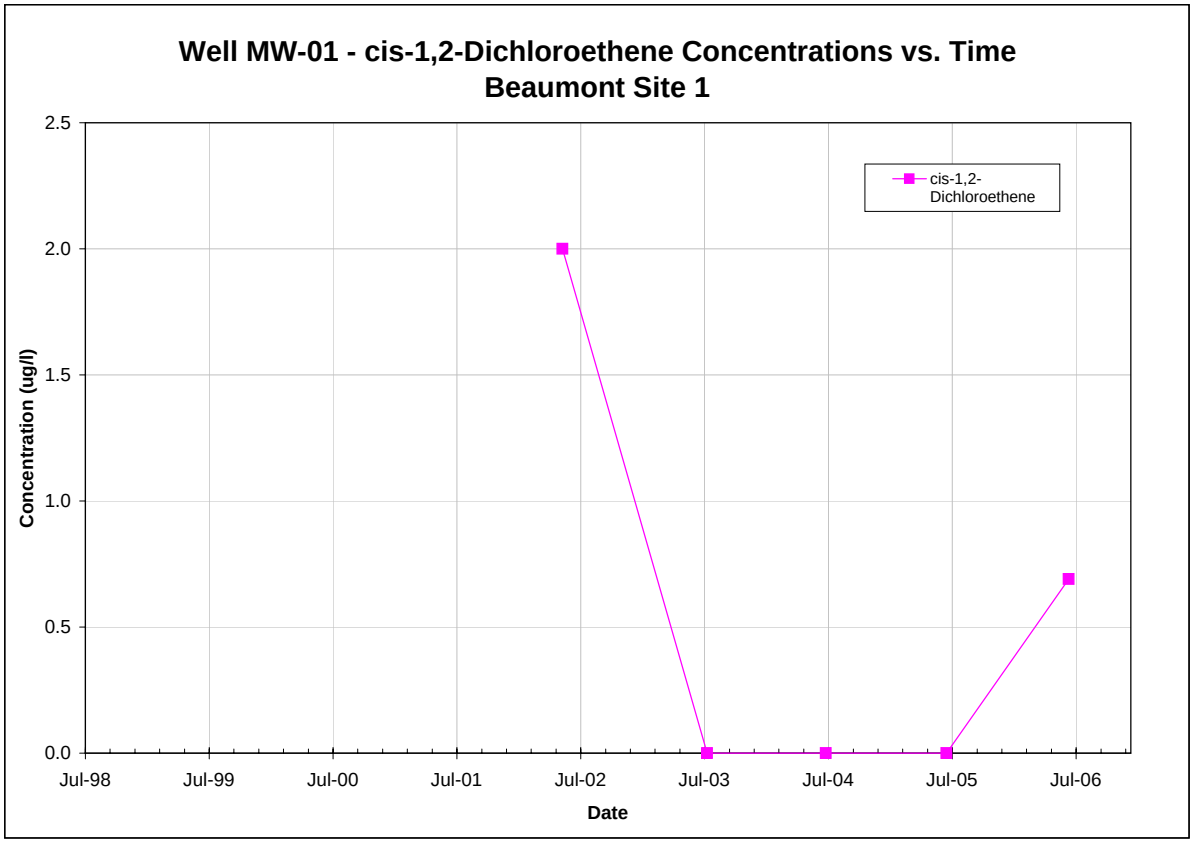

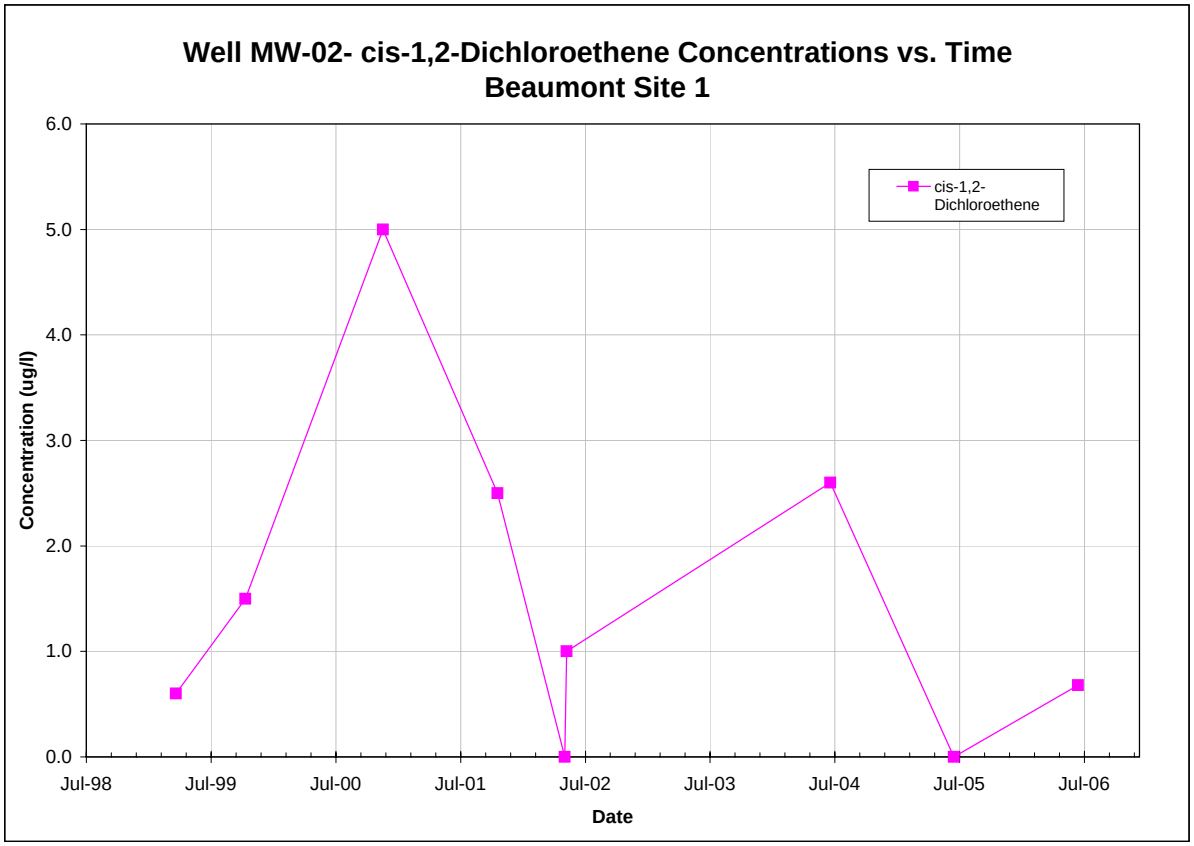

Note: All non-detections are set to zero for graphing purposes.

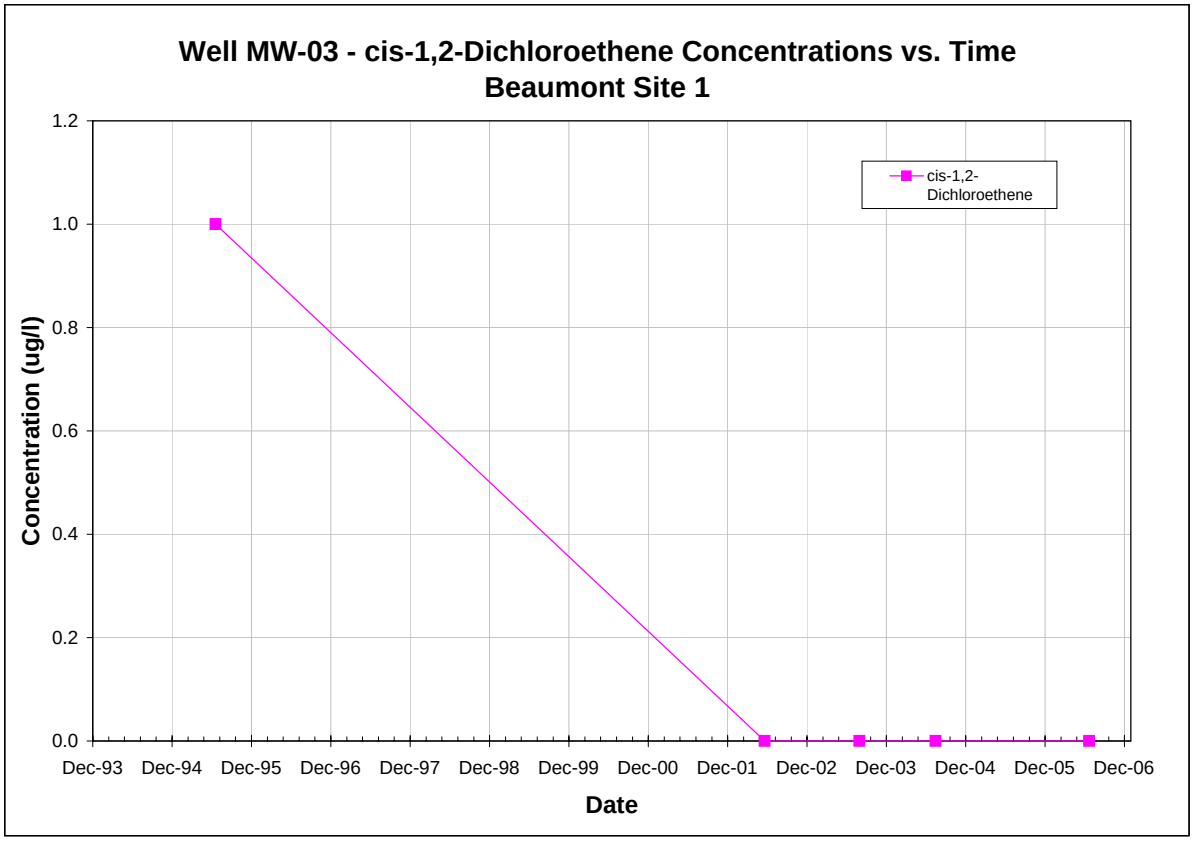

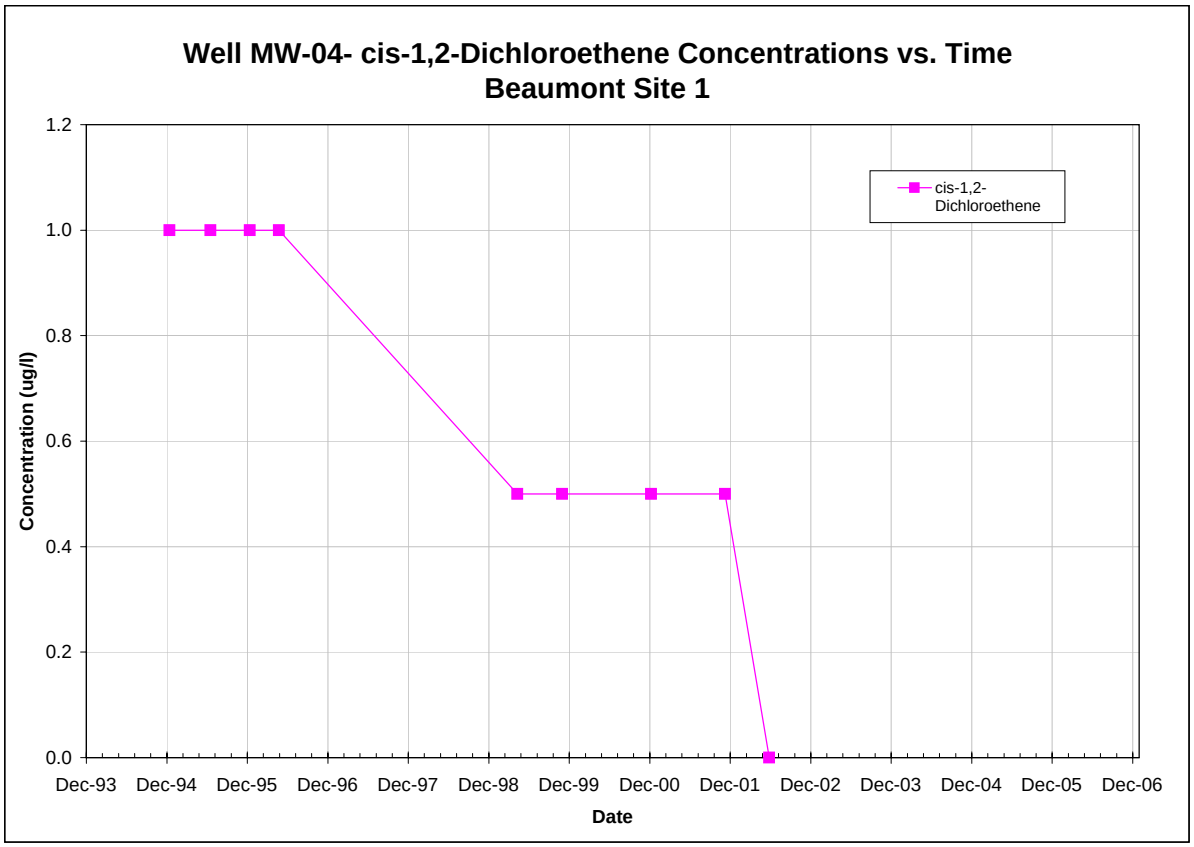

Note: All non-detections are set to zero for graphing purposes.

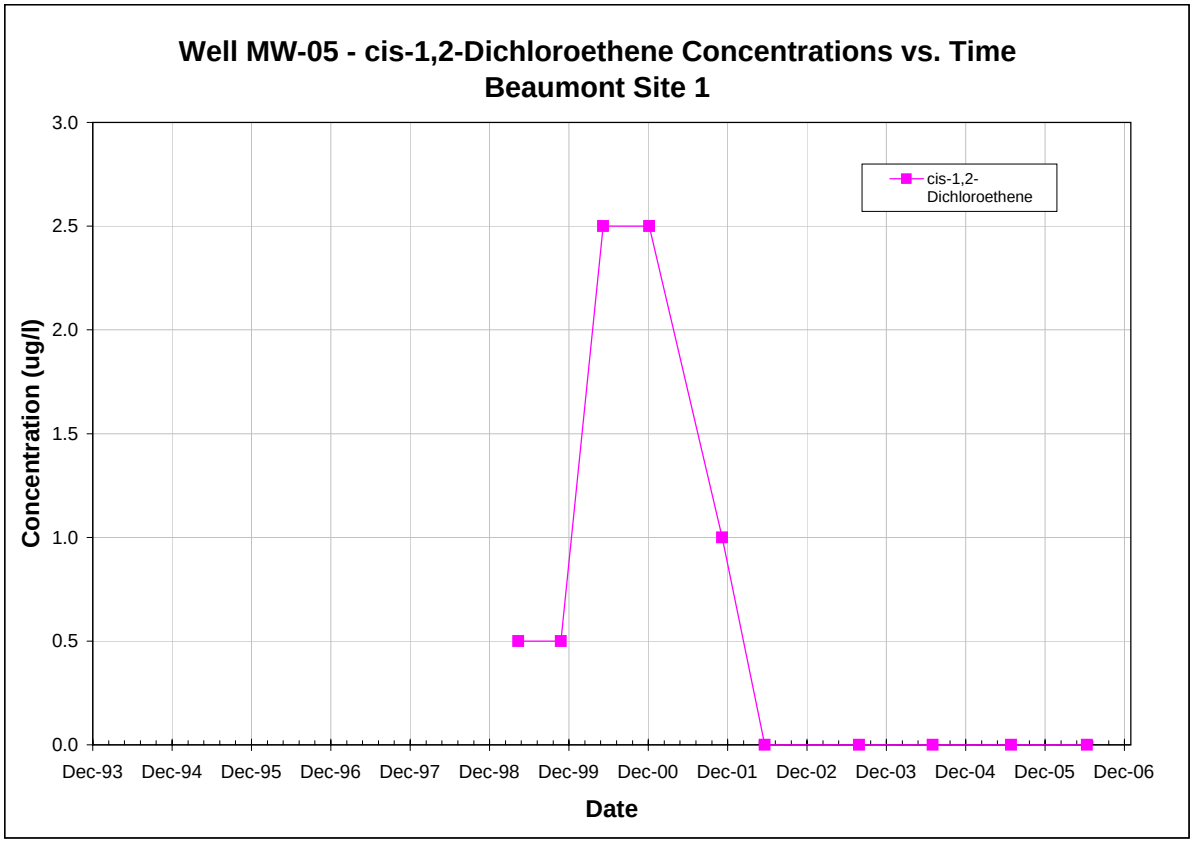

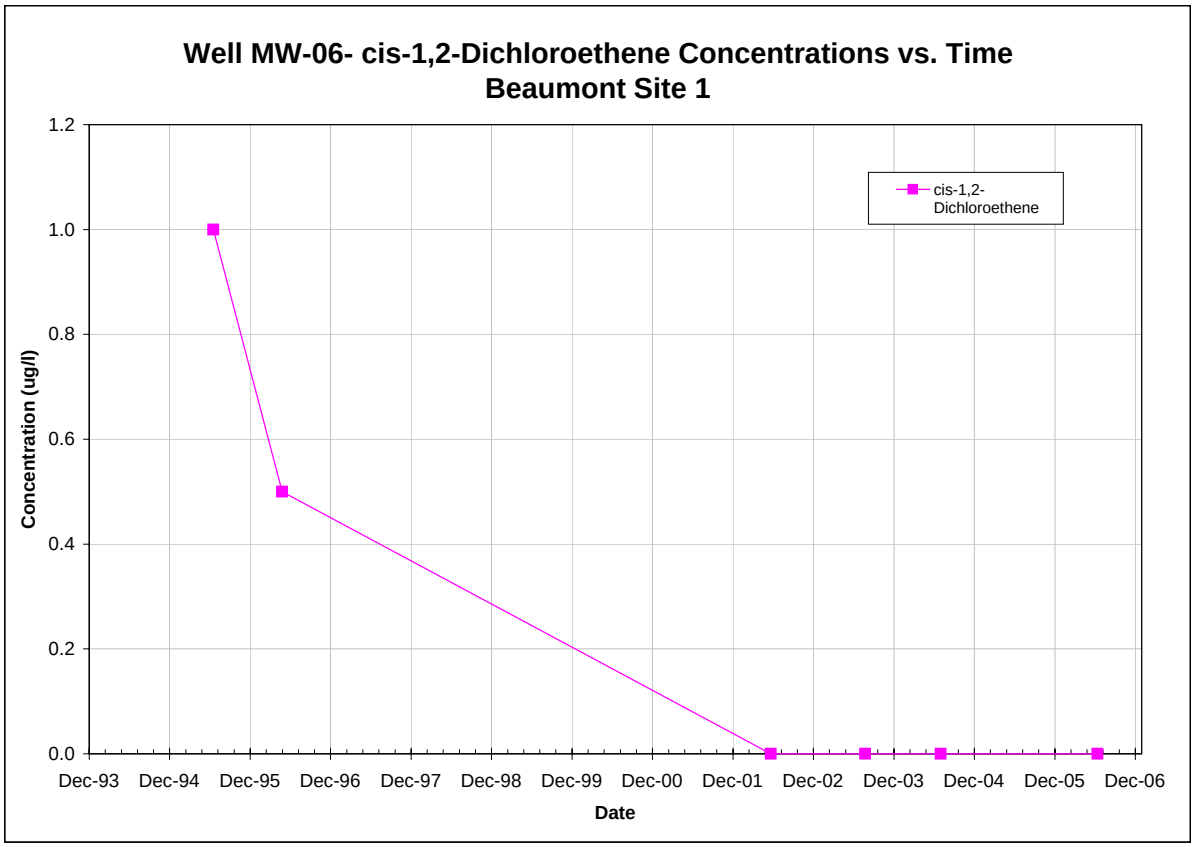

Note: All non-detections are set to zero for graphing purposes.

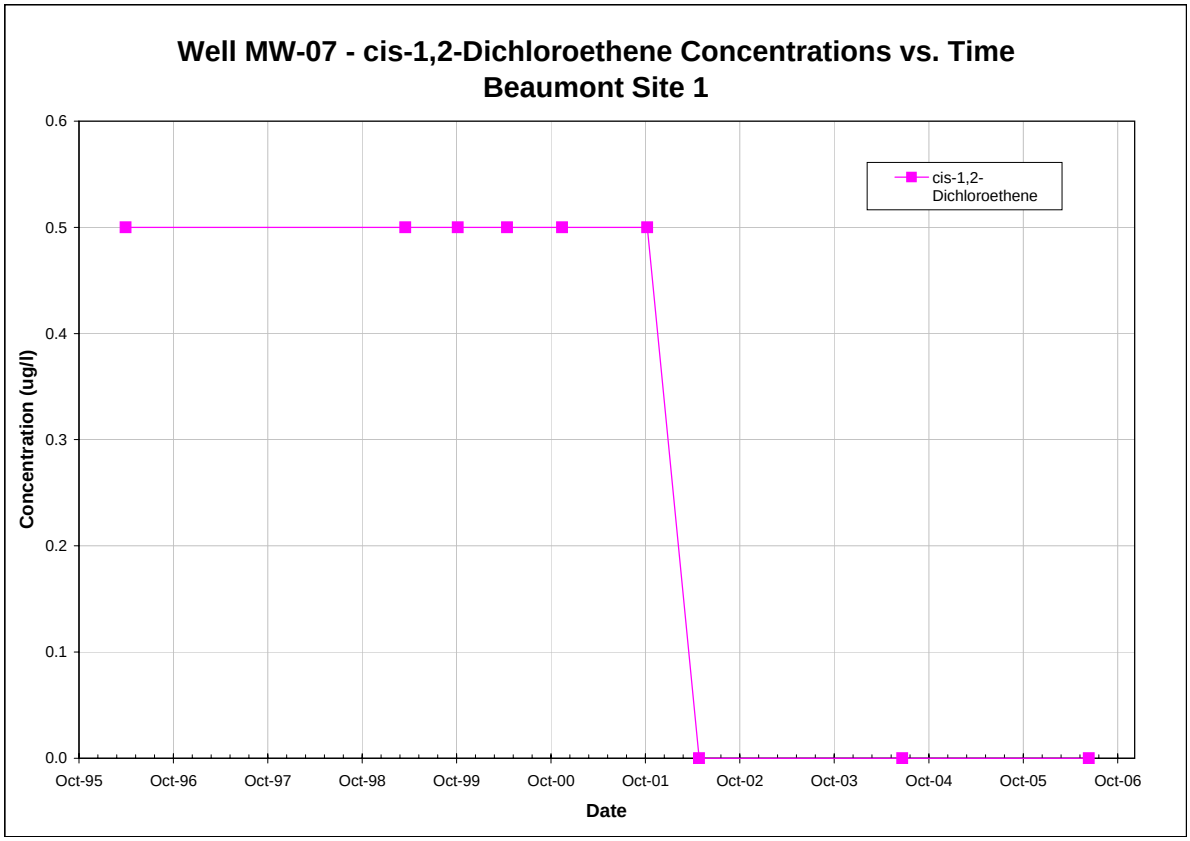

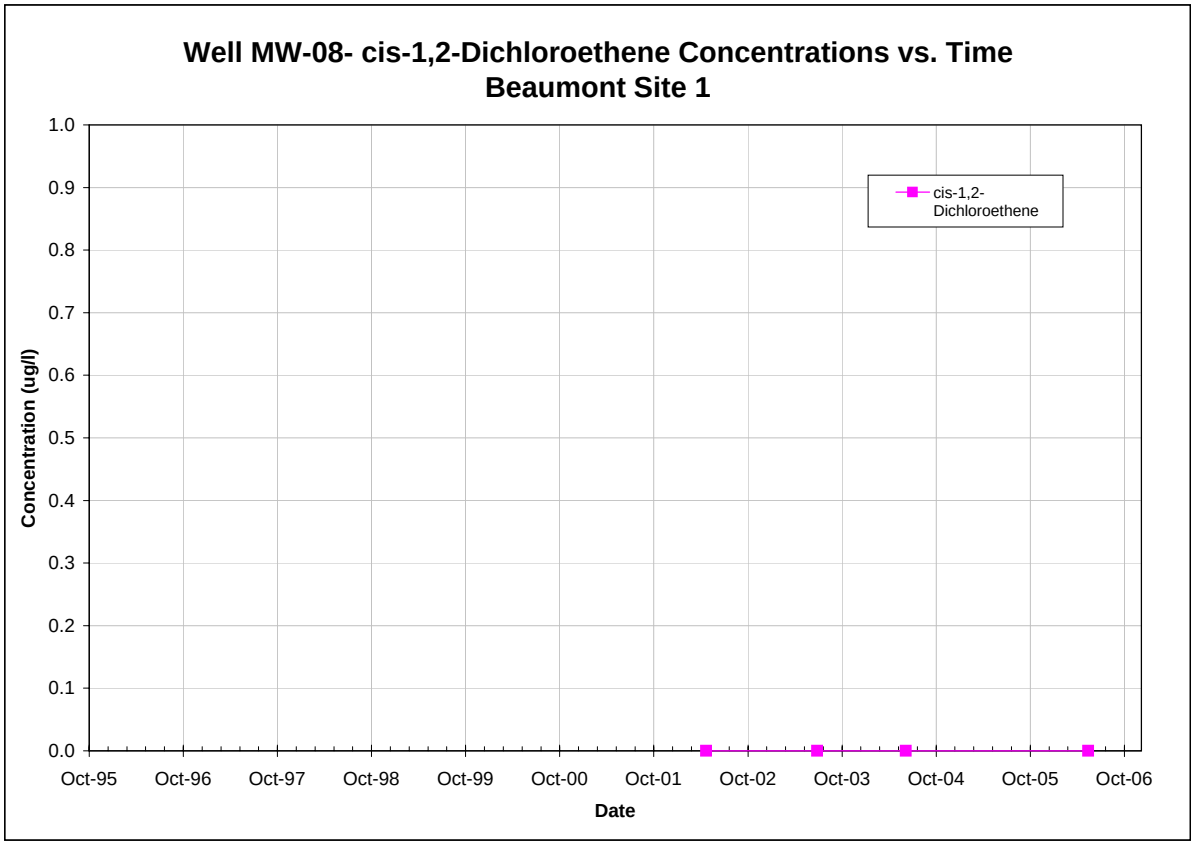

Note: All non-detections are set to zero for graphing purposes.

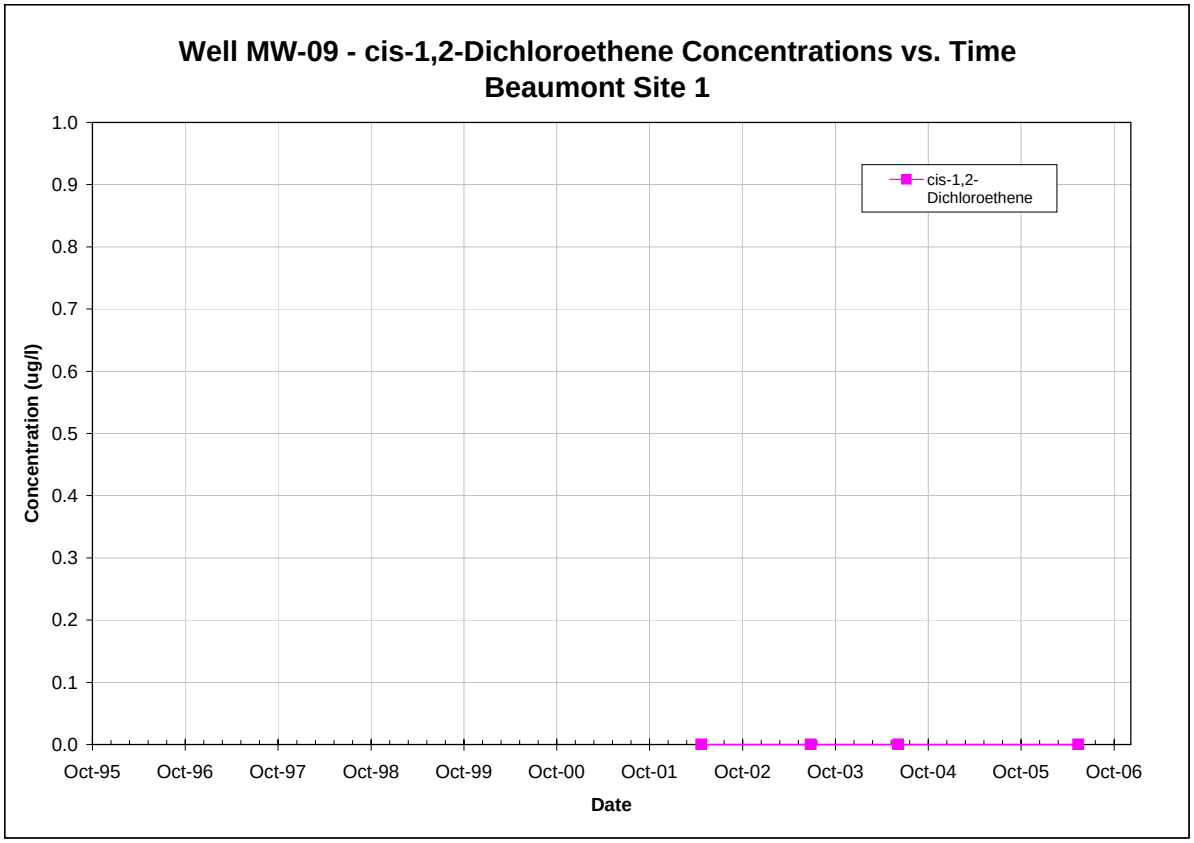

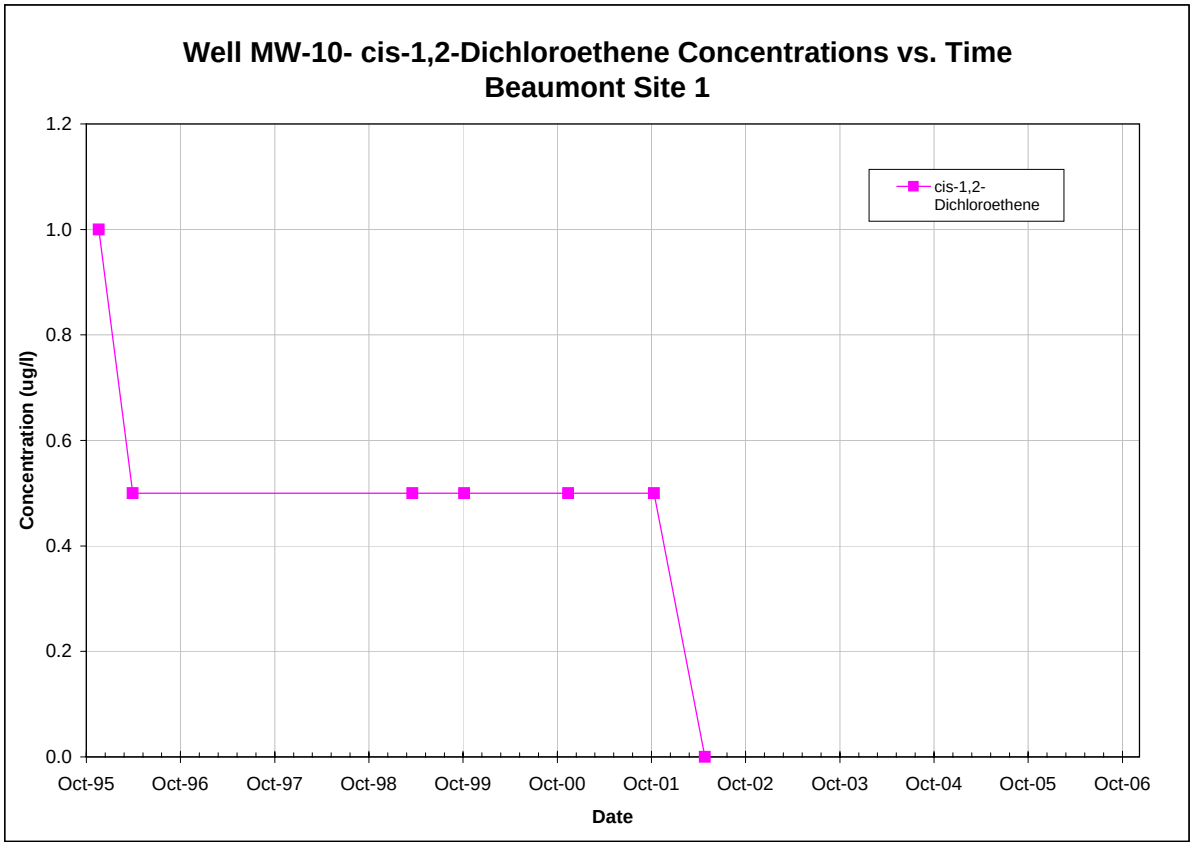

Note: All non-detections are set to zero for graphing purposes.

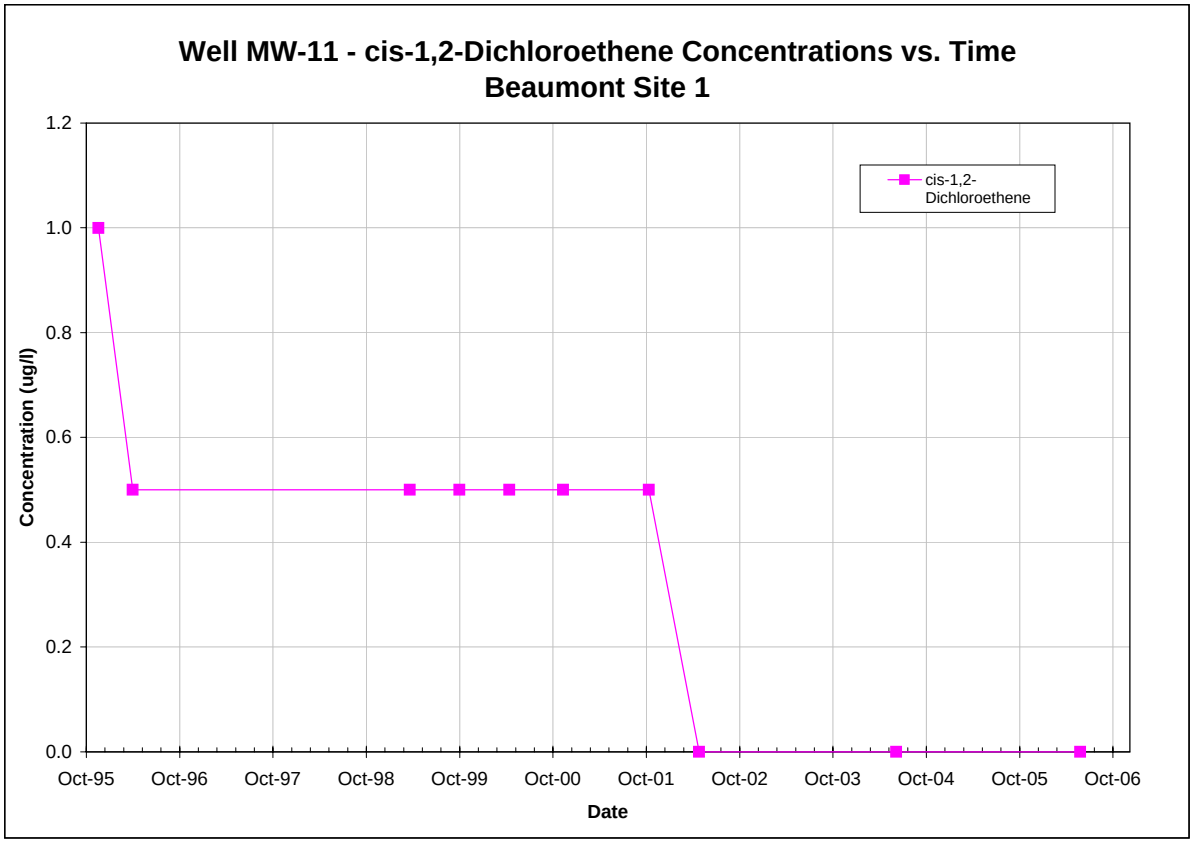

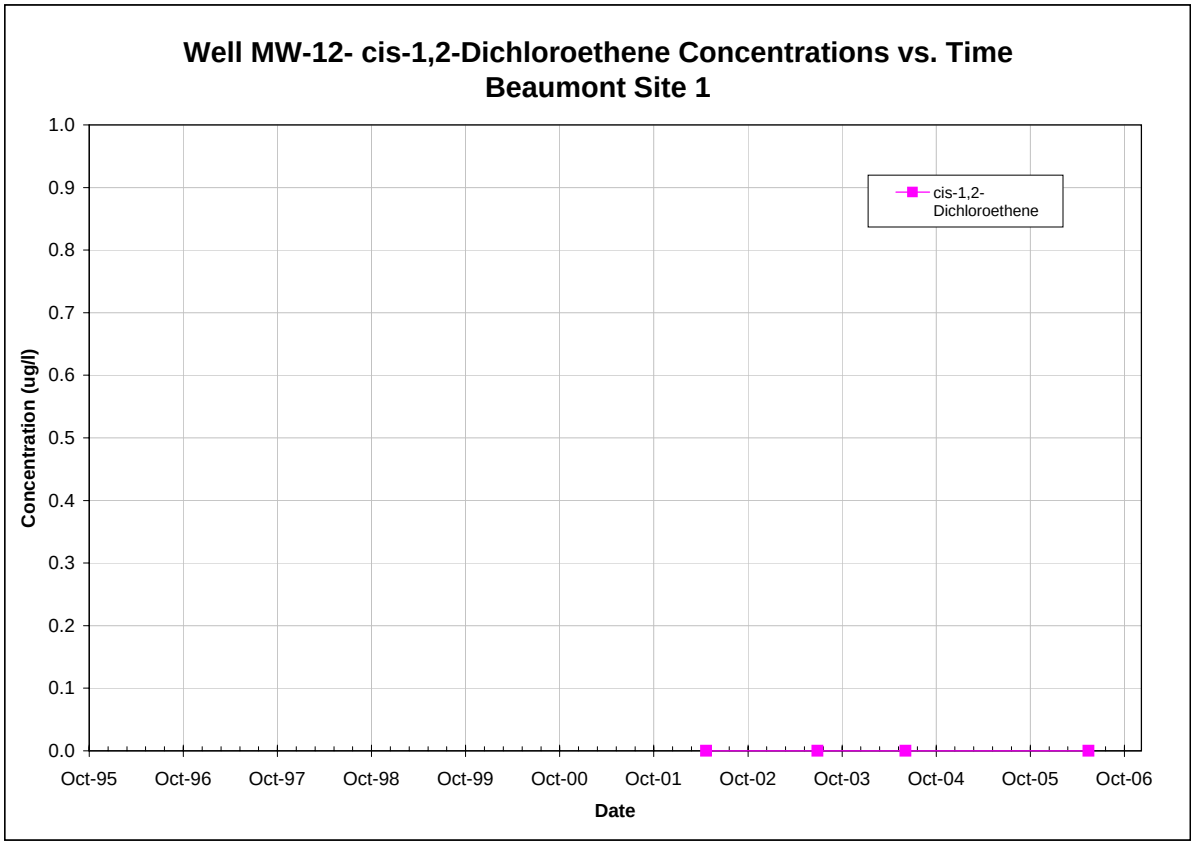

Note: All non-detections are set to zero for graphing purposes.

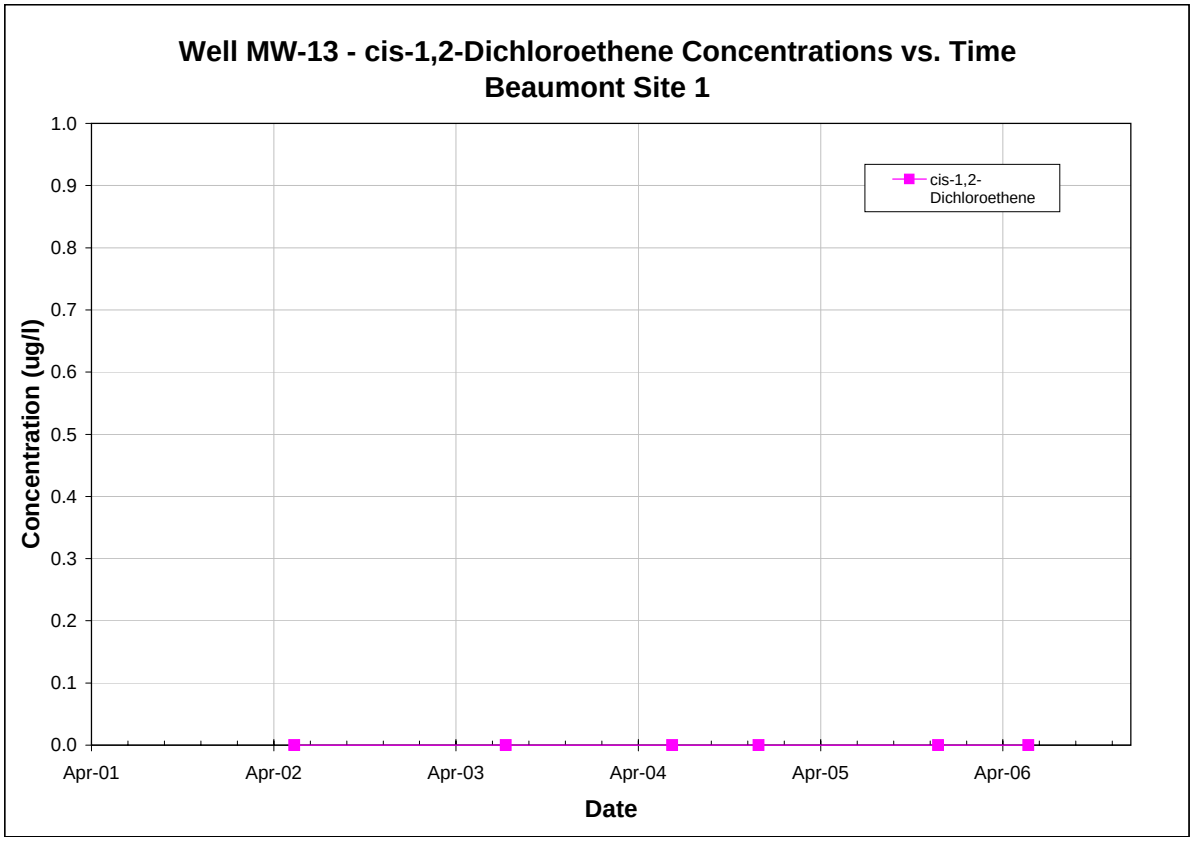

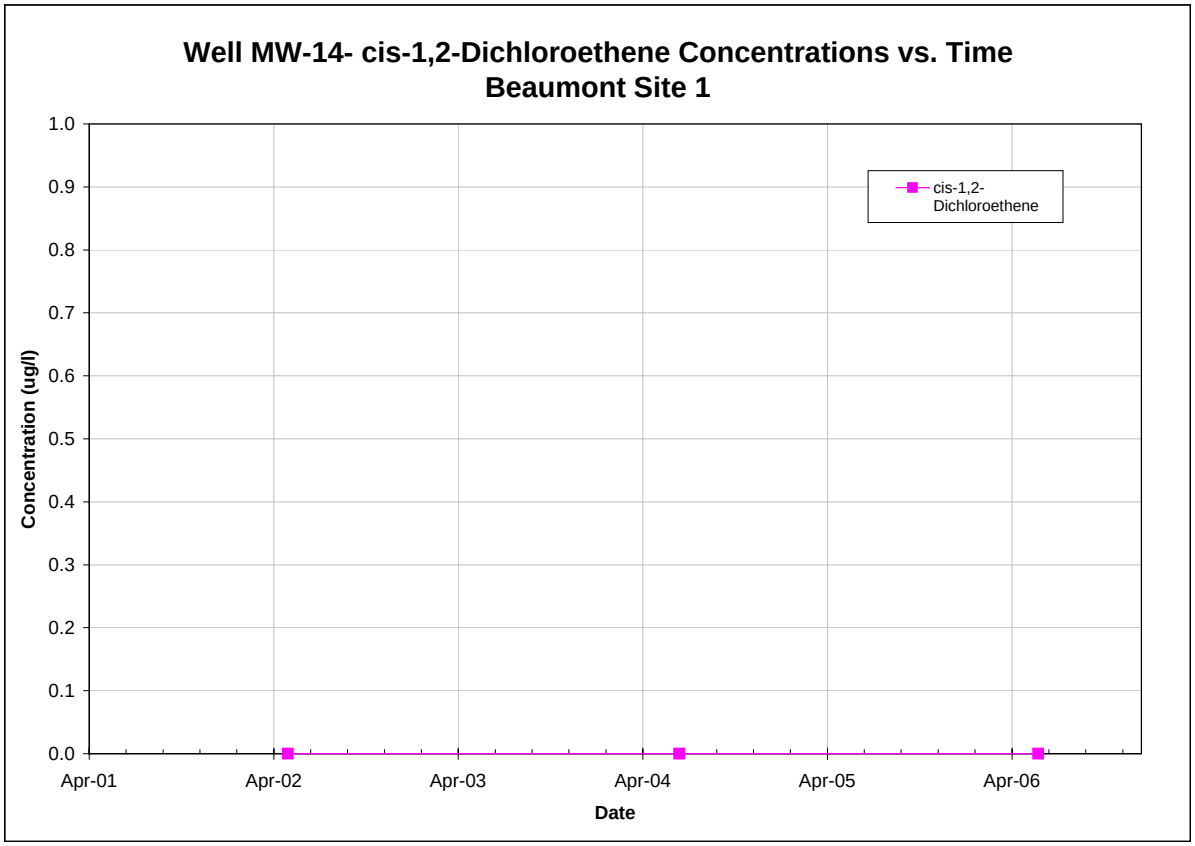

Note: All non-detections are set to zero for graphing purposes.

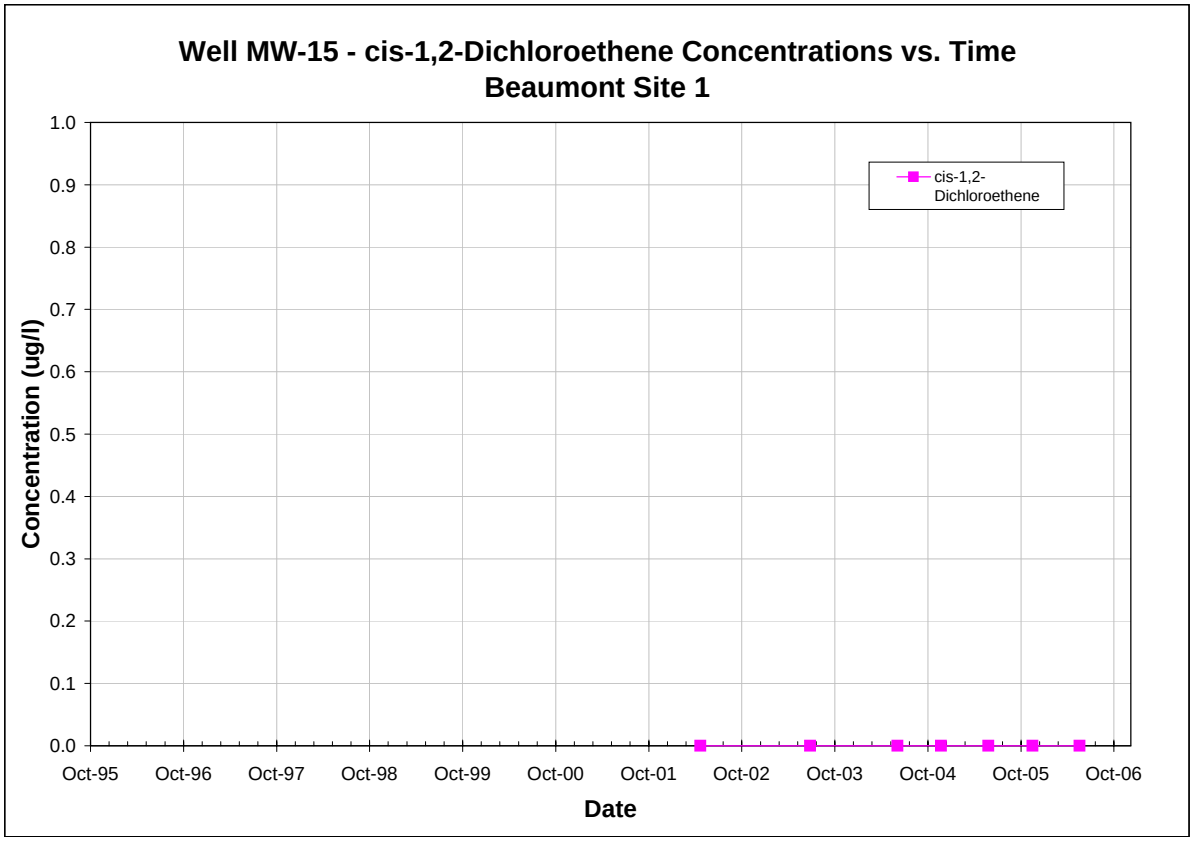

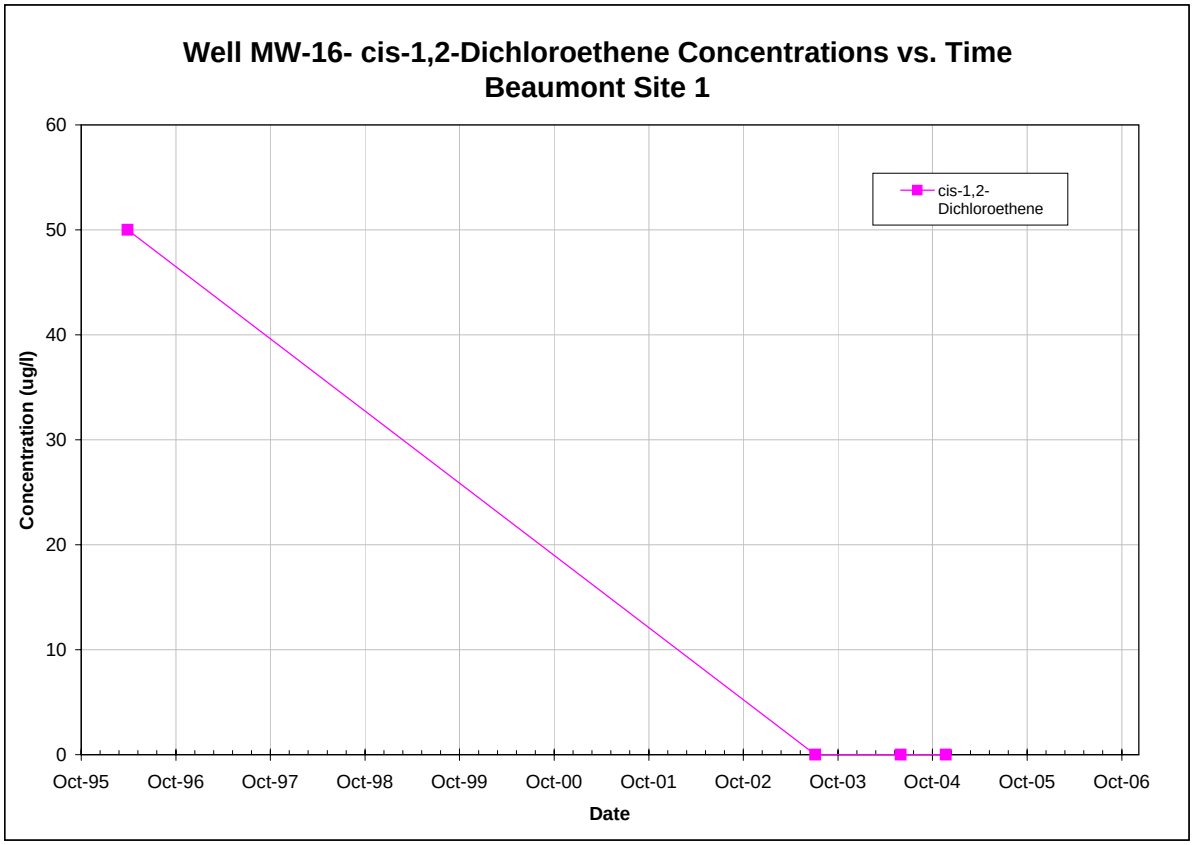

Note: All non-detections are set to zero for graphing purposes.

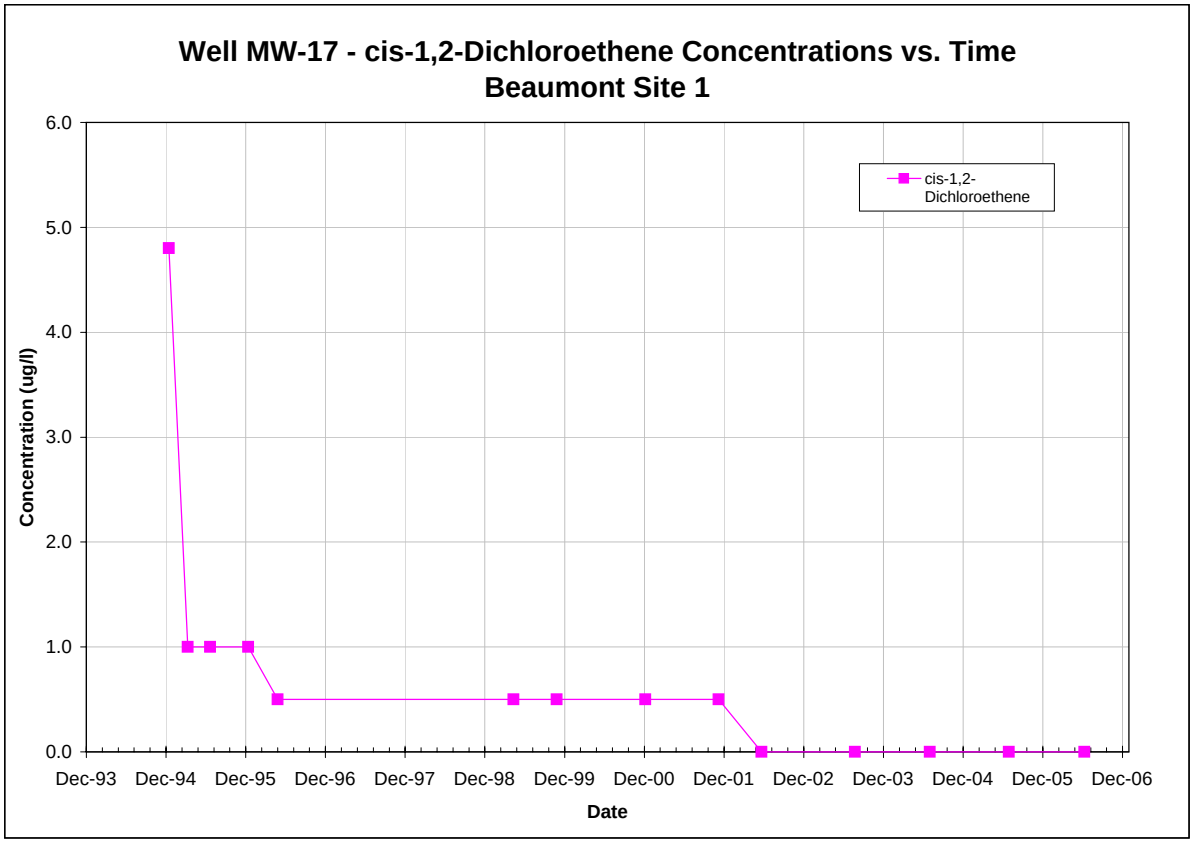

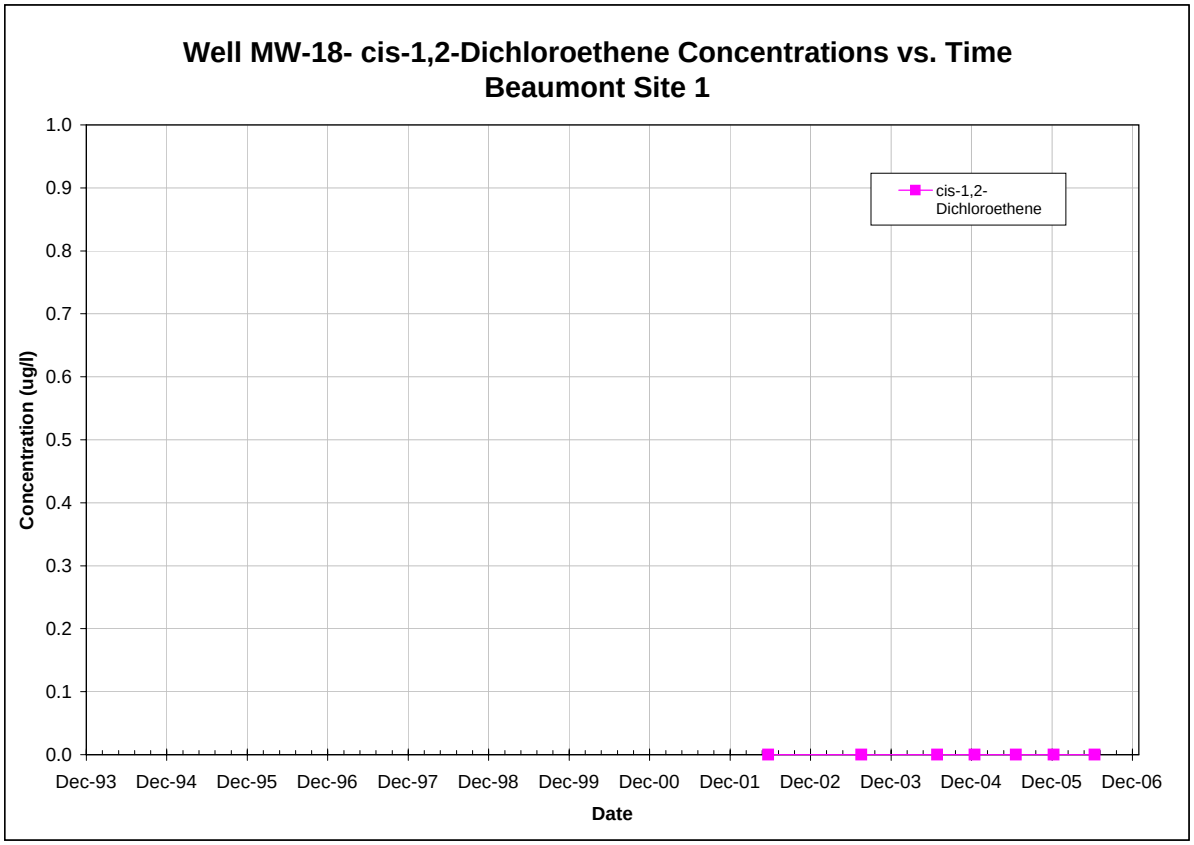

Note: All non-detections are set to zero for graphing purposes.

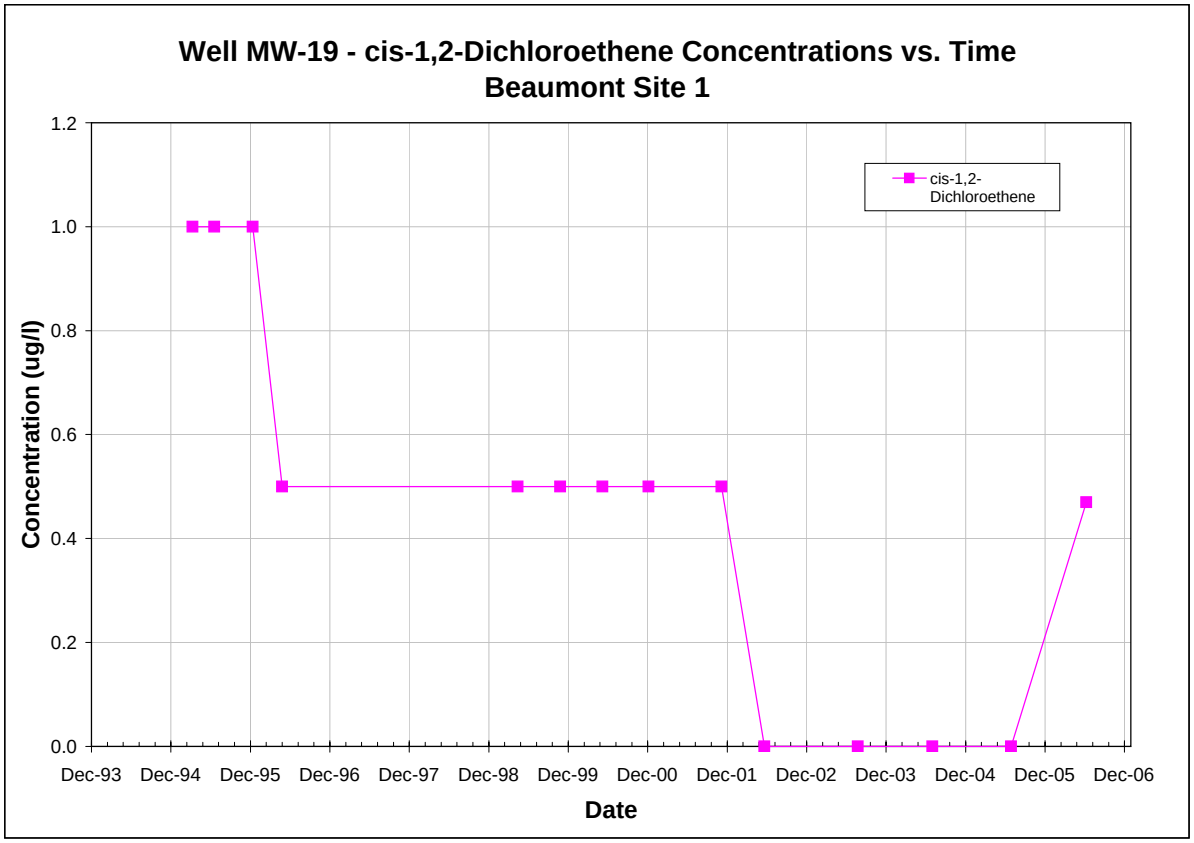

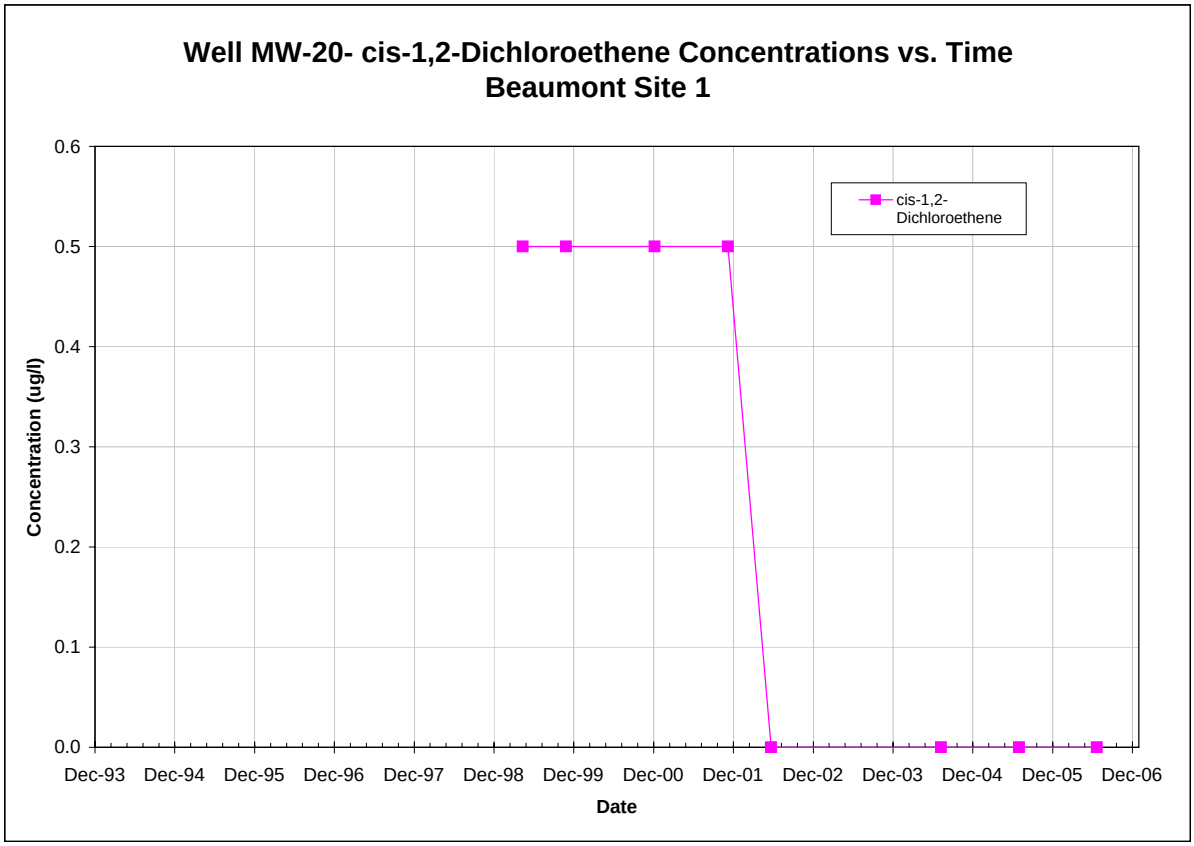

Note: All non-detections are set to zero for graphing purposes.

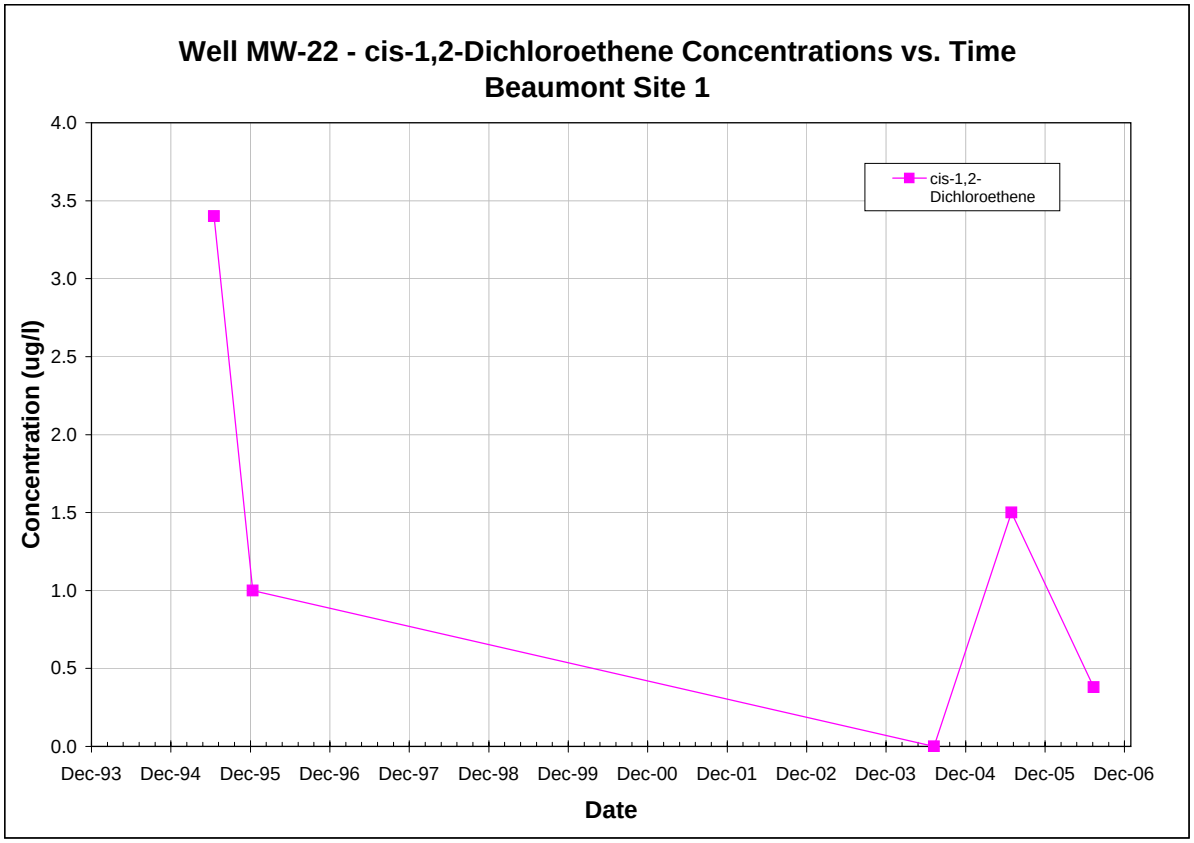

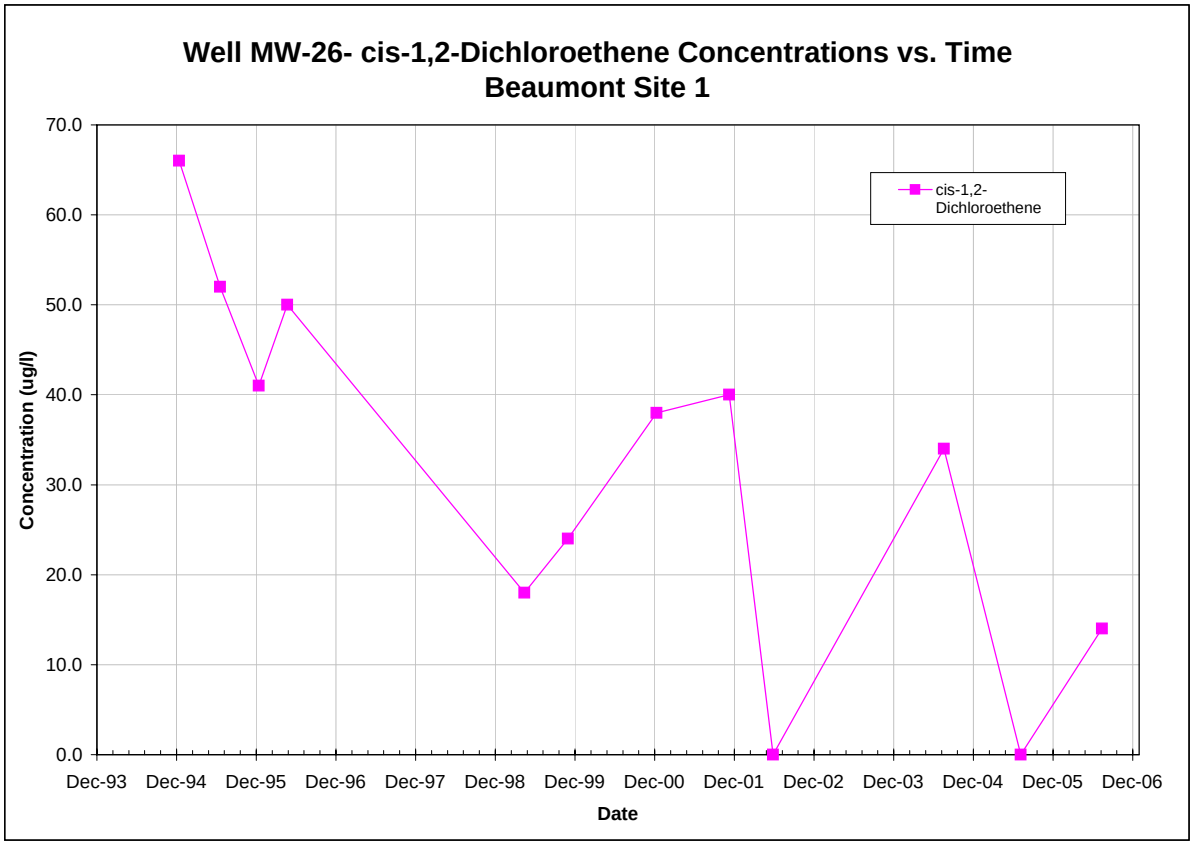

Note: All non-detections are set to zero for graphing purposes.

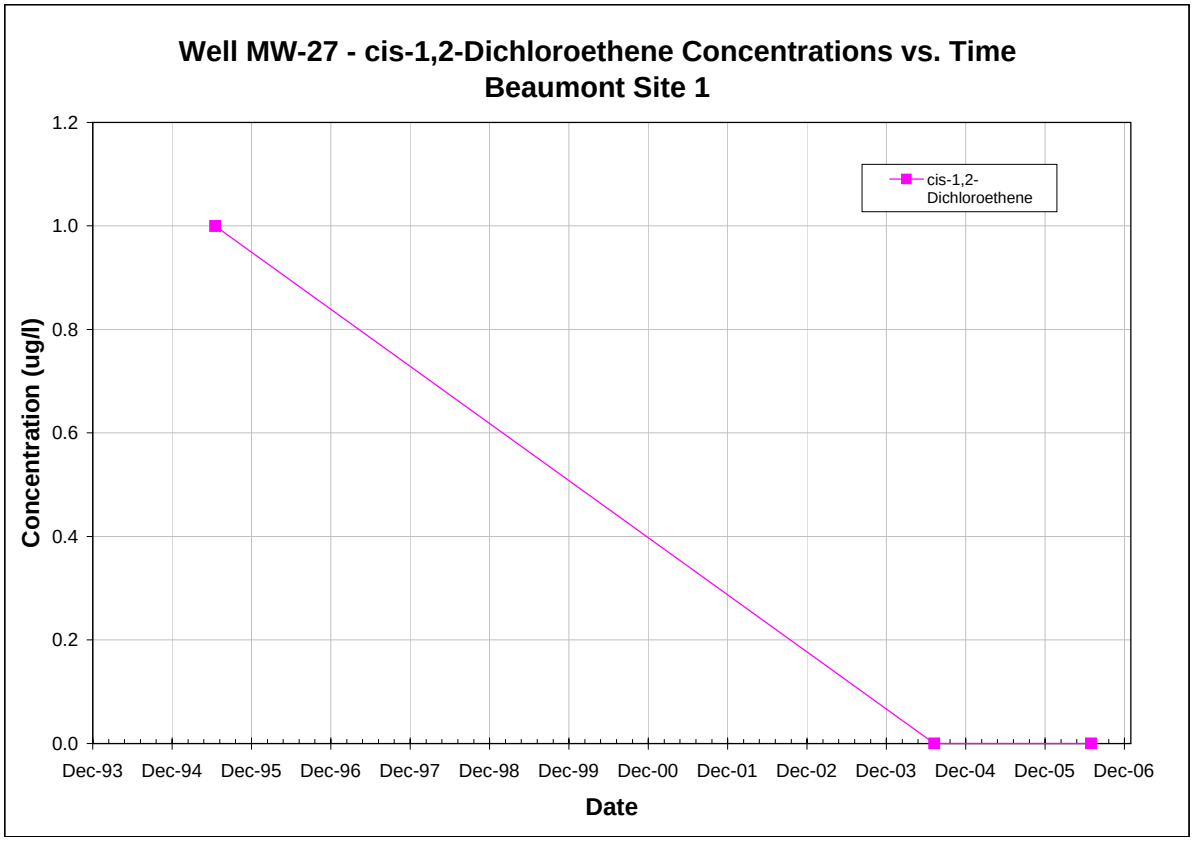

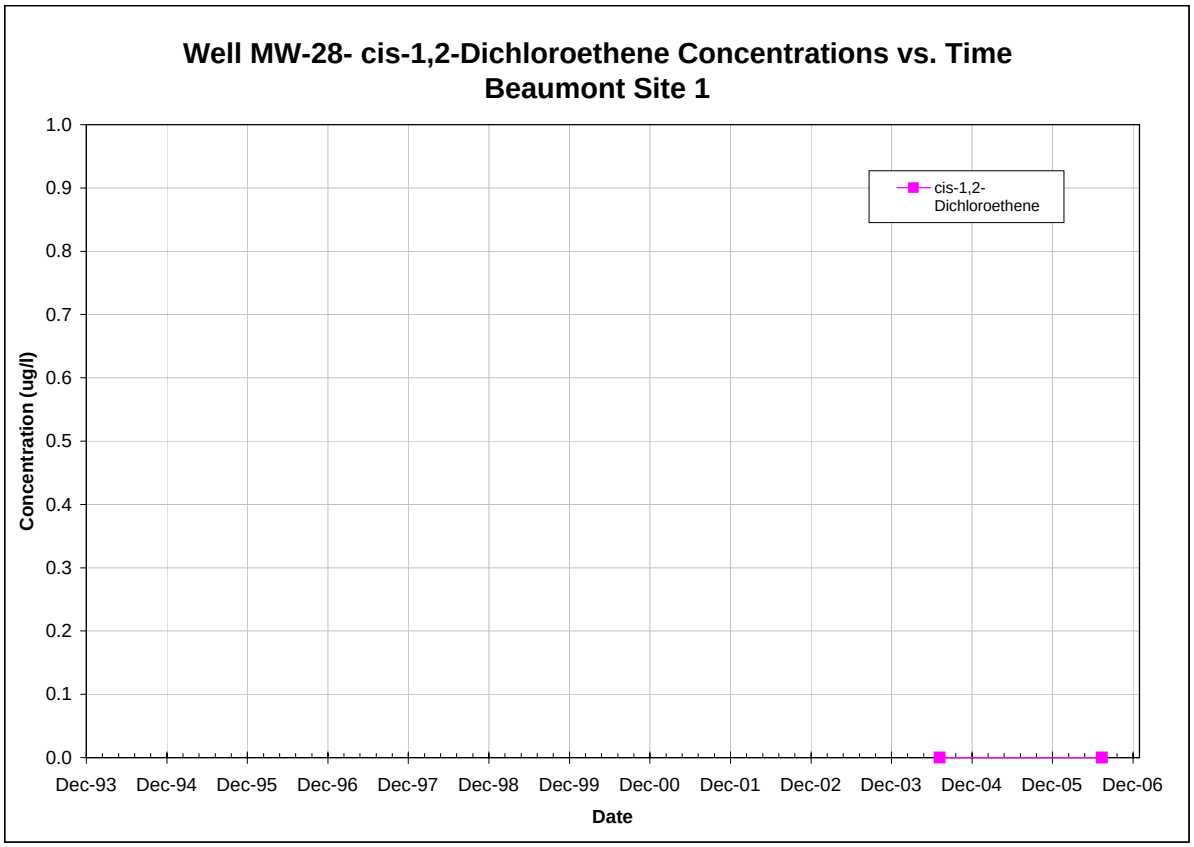

Note: All non-detections are set to zero for graphing purposes.

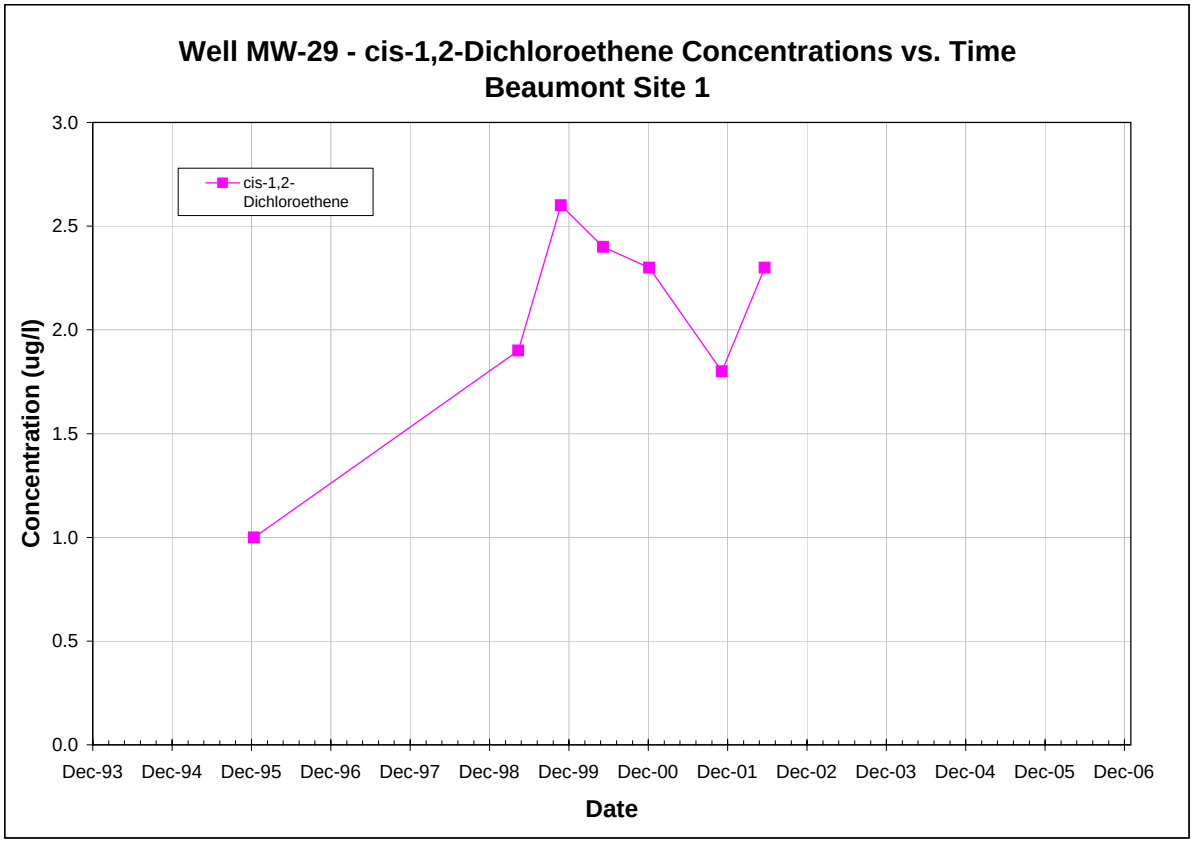

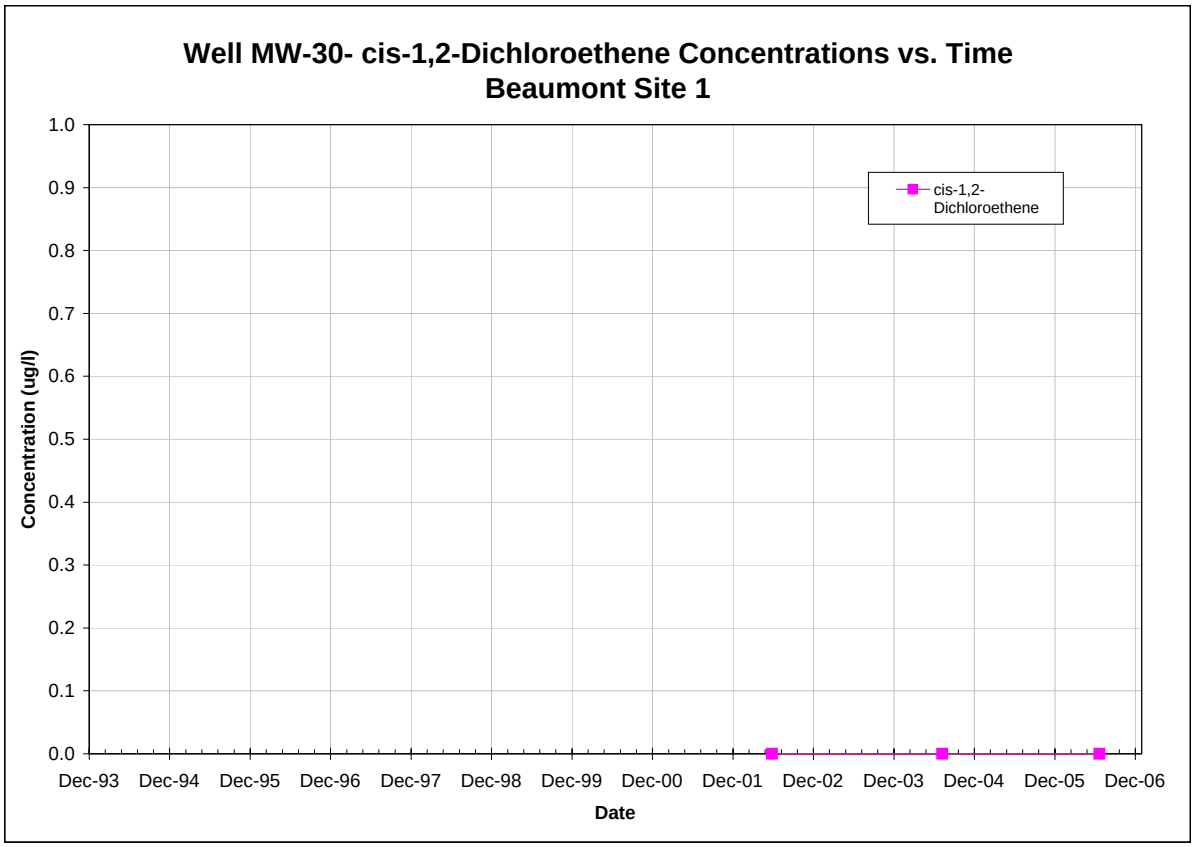

Note: All non-detections are set to zero for graphing purposes.

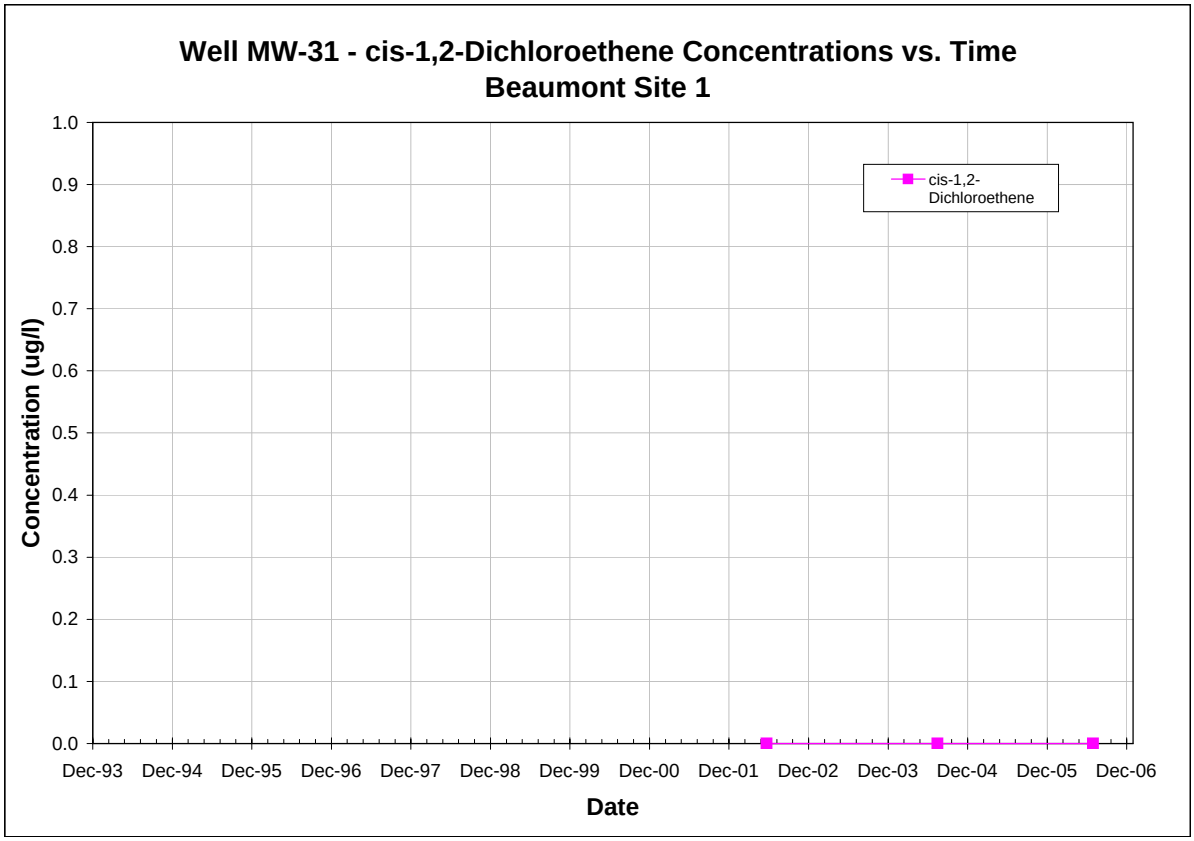

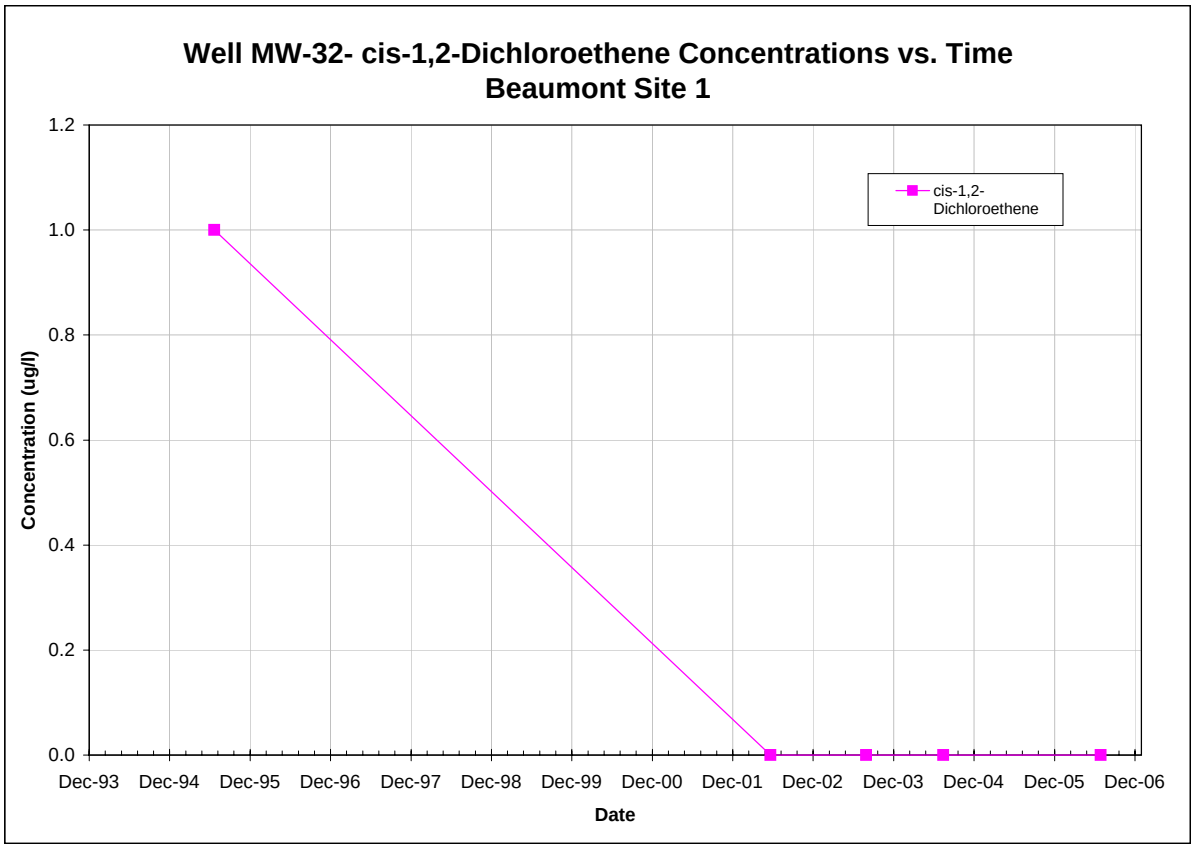

Note: All non-detections are set to zero for graphing purposes.

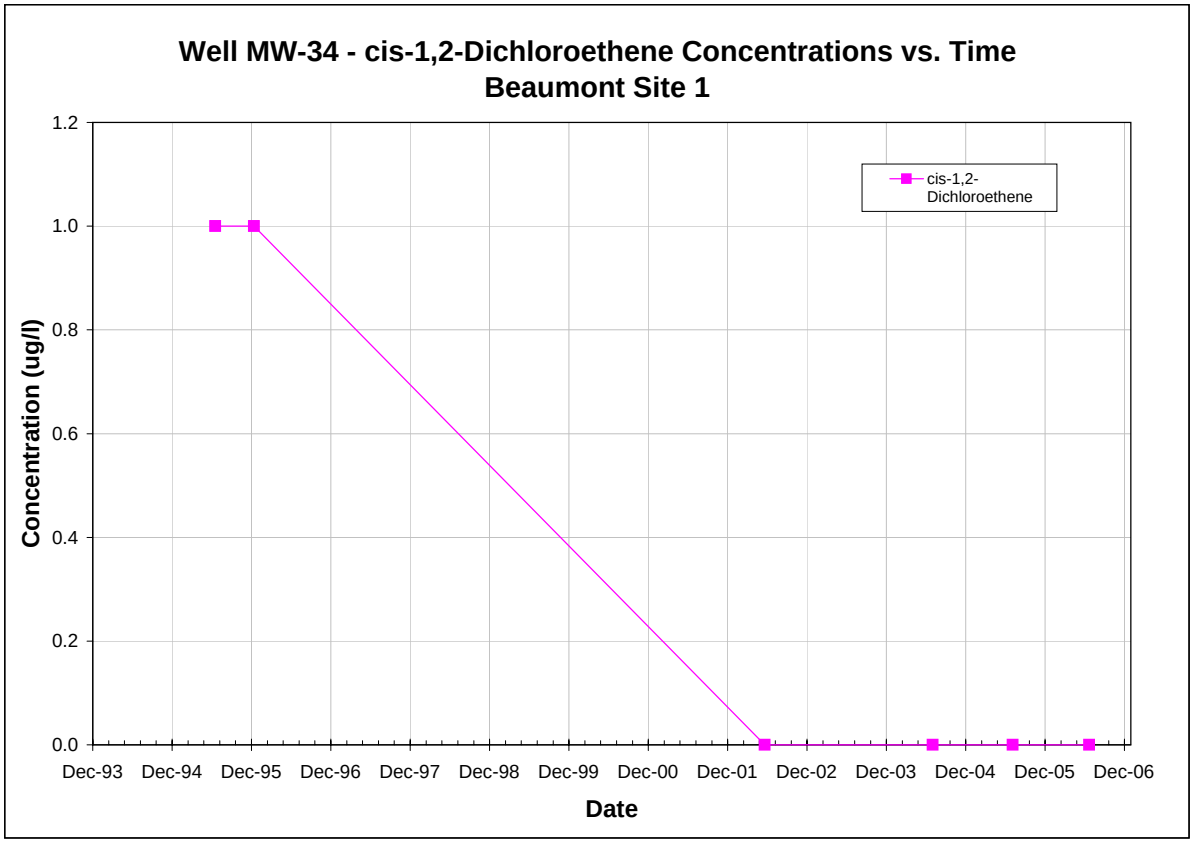

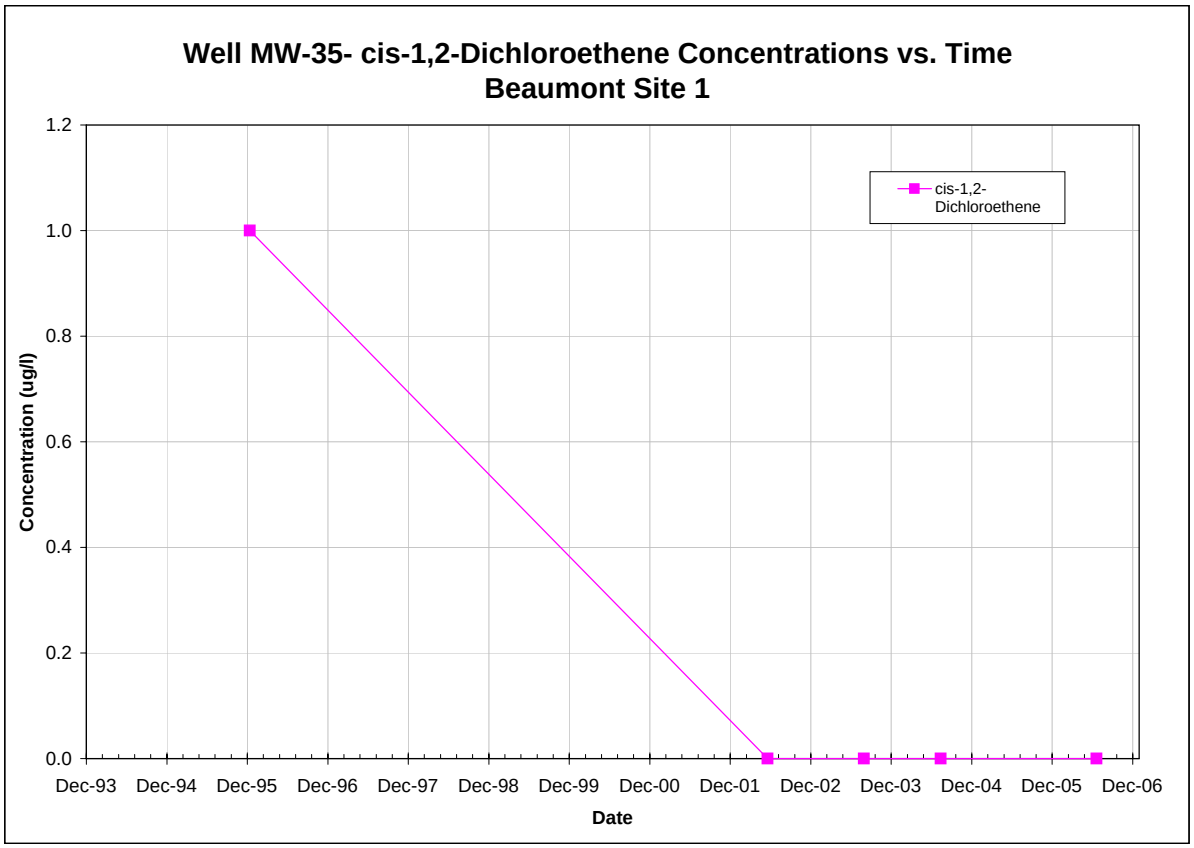

Note: All non-detections are set to zero for graphing purposes.

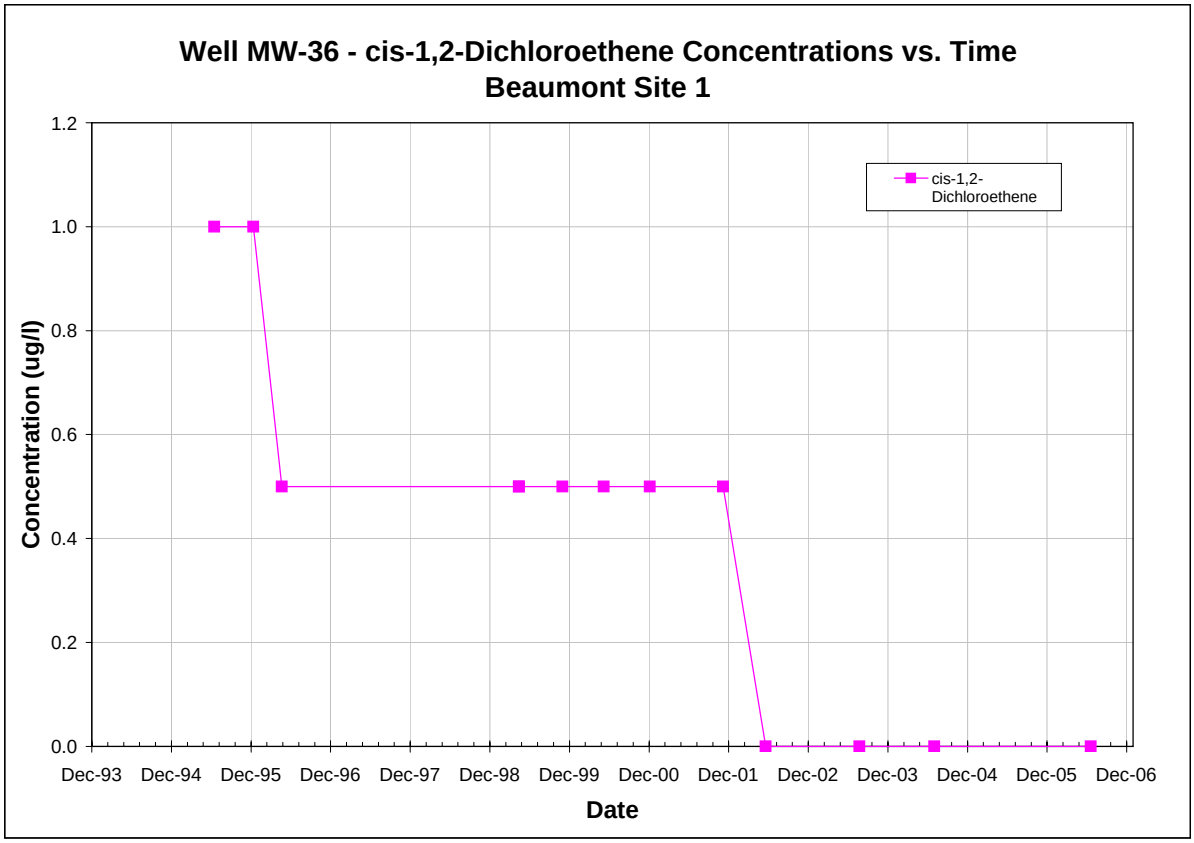

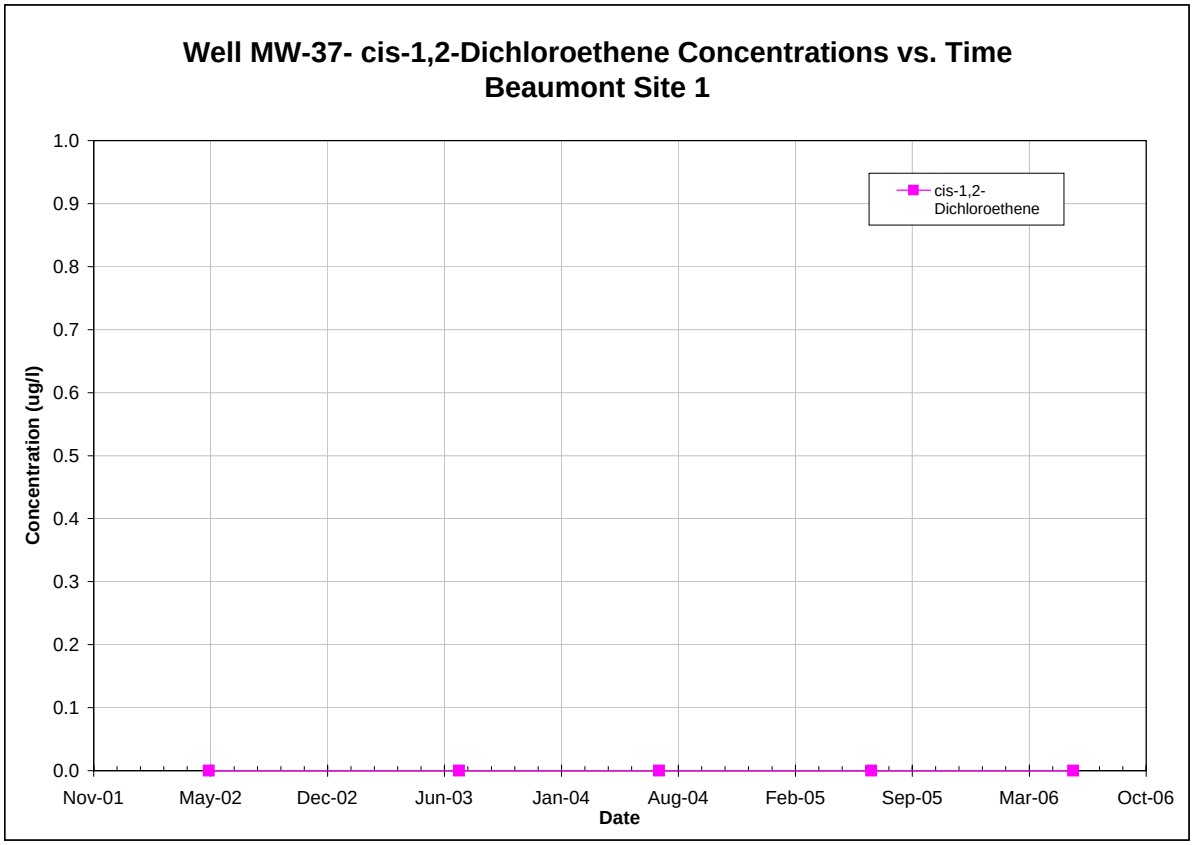

Note: All non-detections are set to zero for graphing purposes.

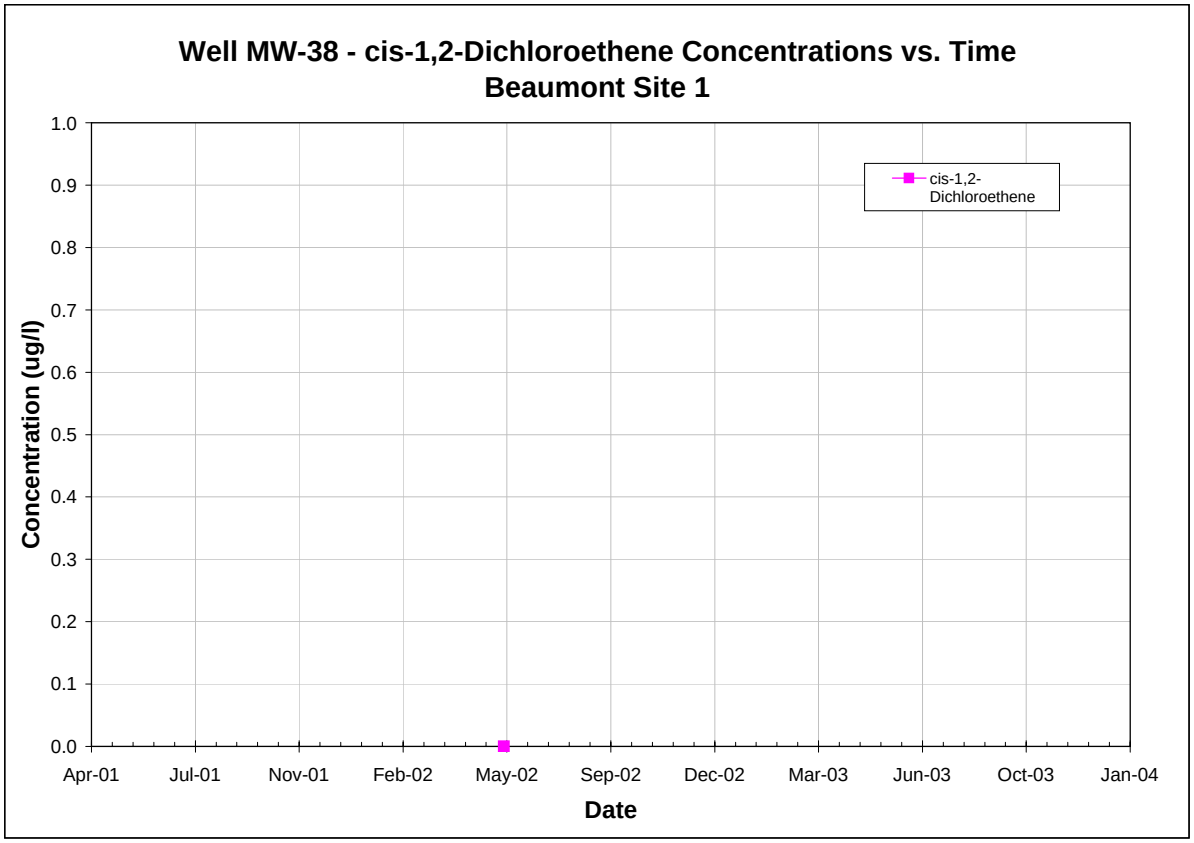

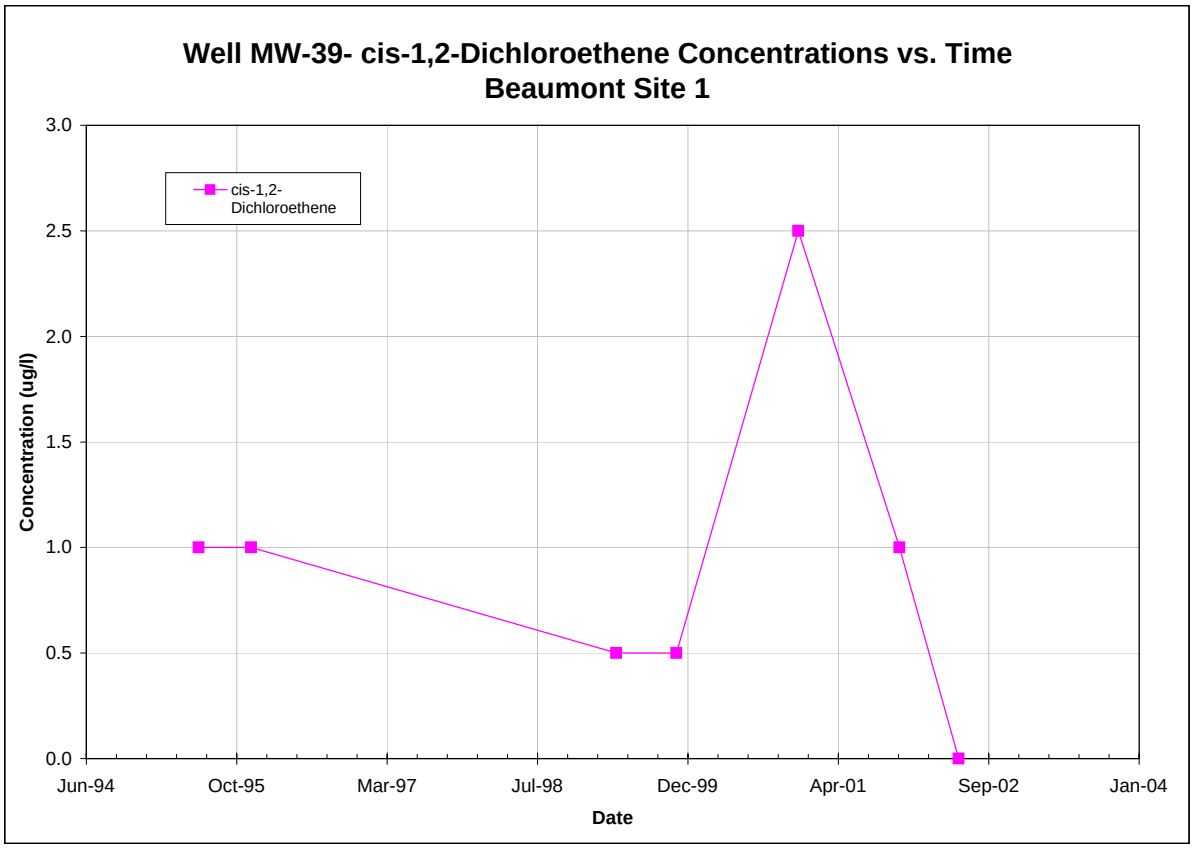

Note: All non-detections are set to zero for graphing purposes.

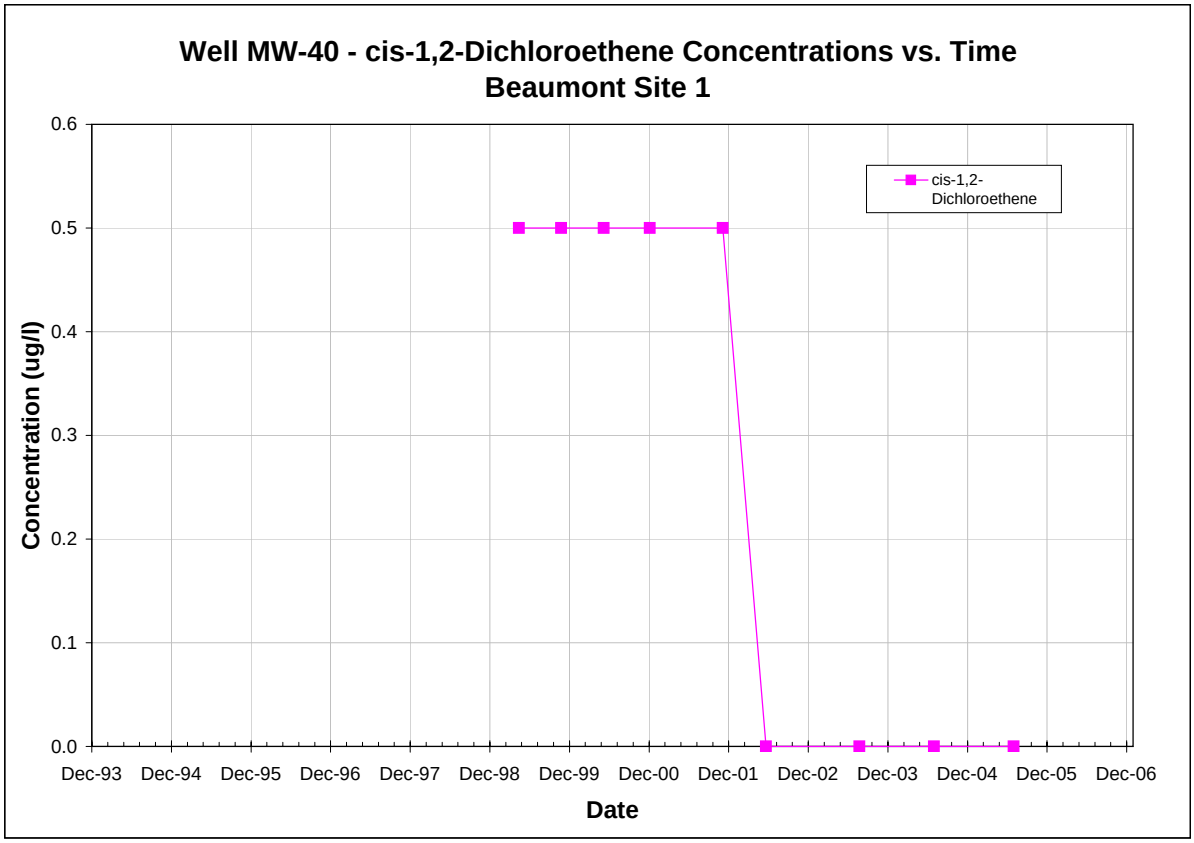

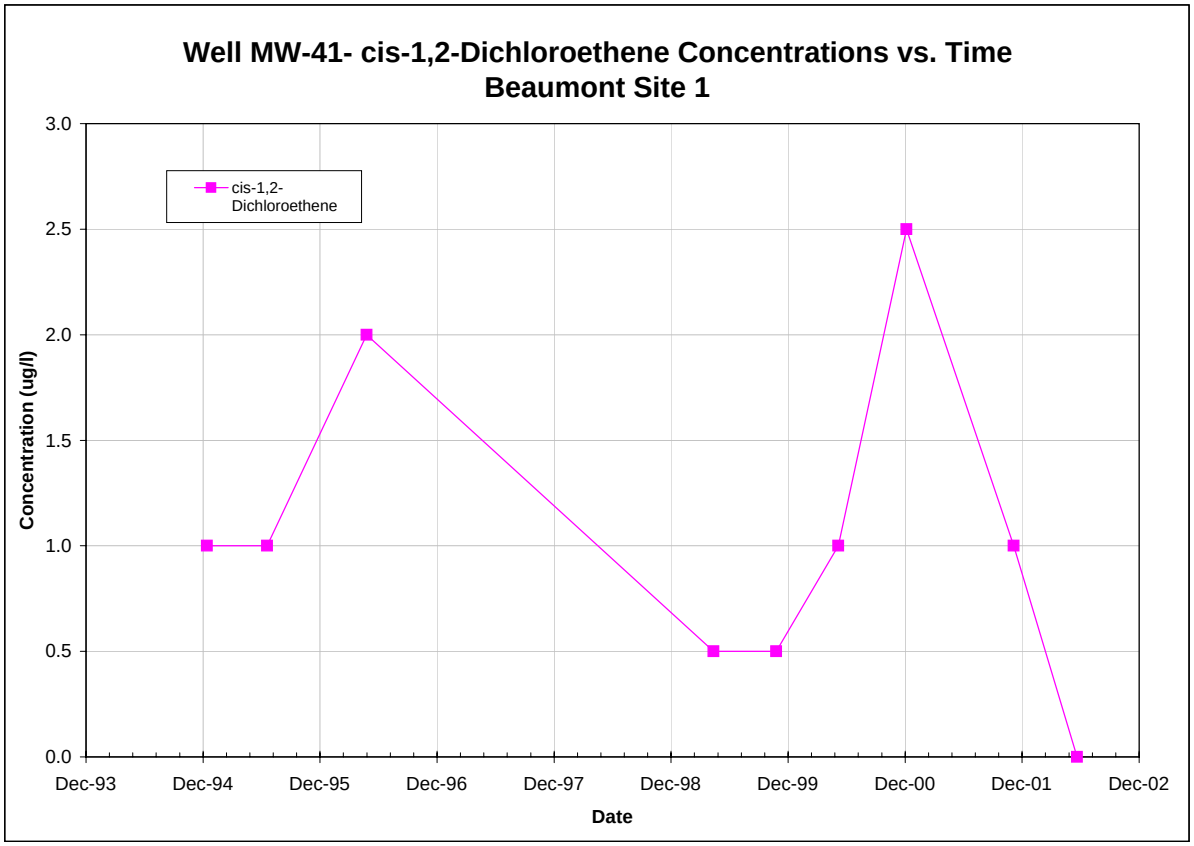

Note: All non-detections are set to zero for graphing purposes.

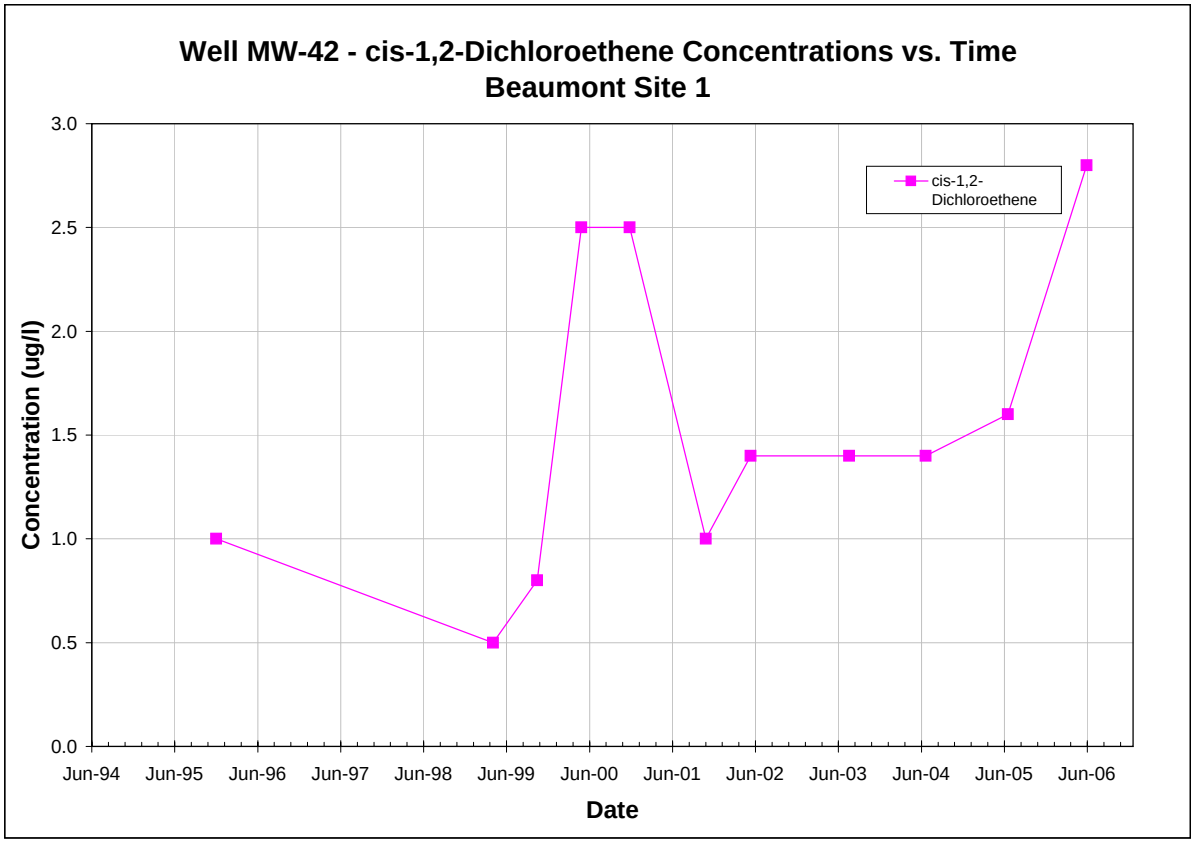

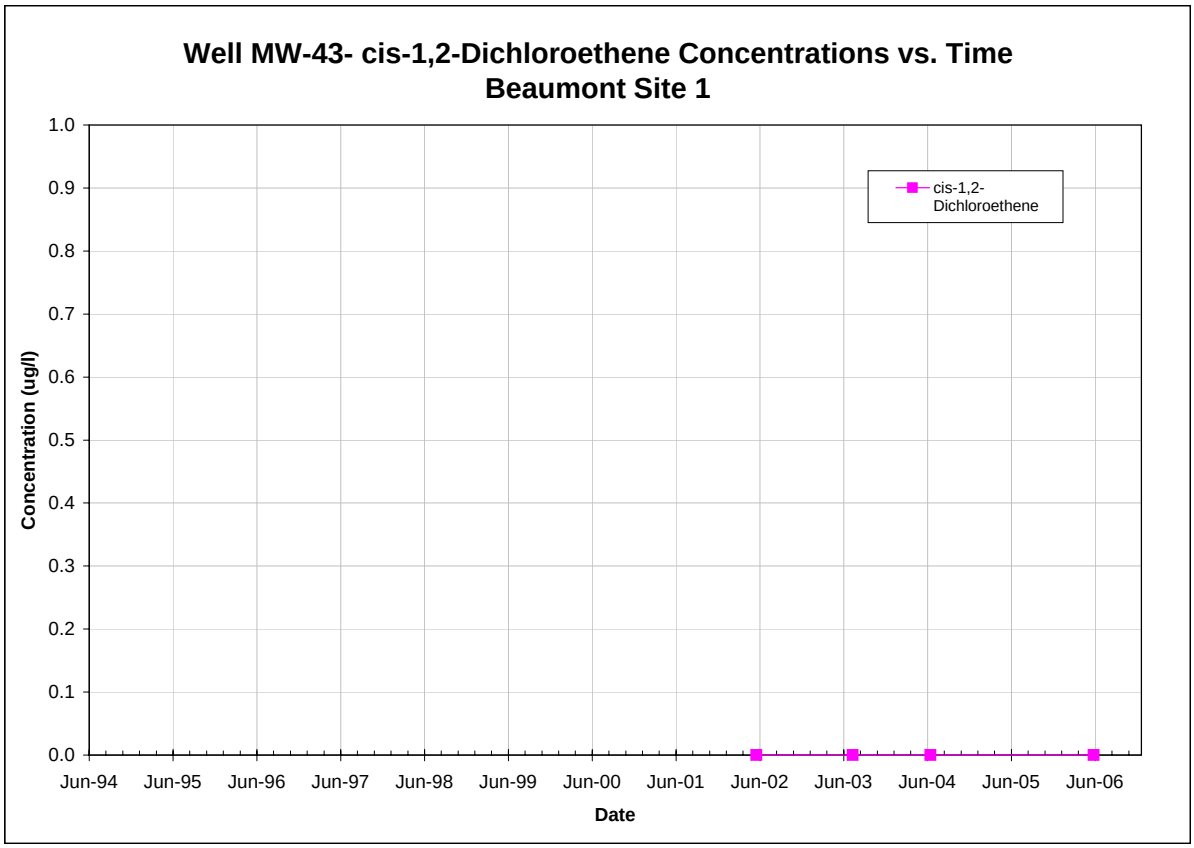

Note: All non-detections are set to zero for graphing purposes.

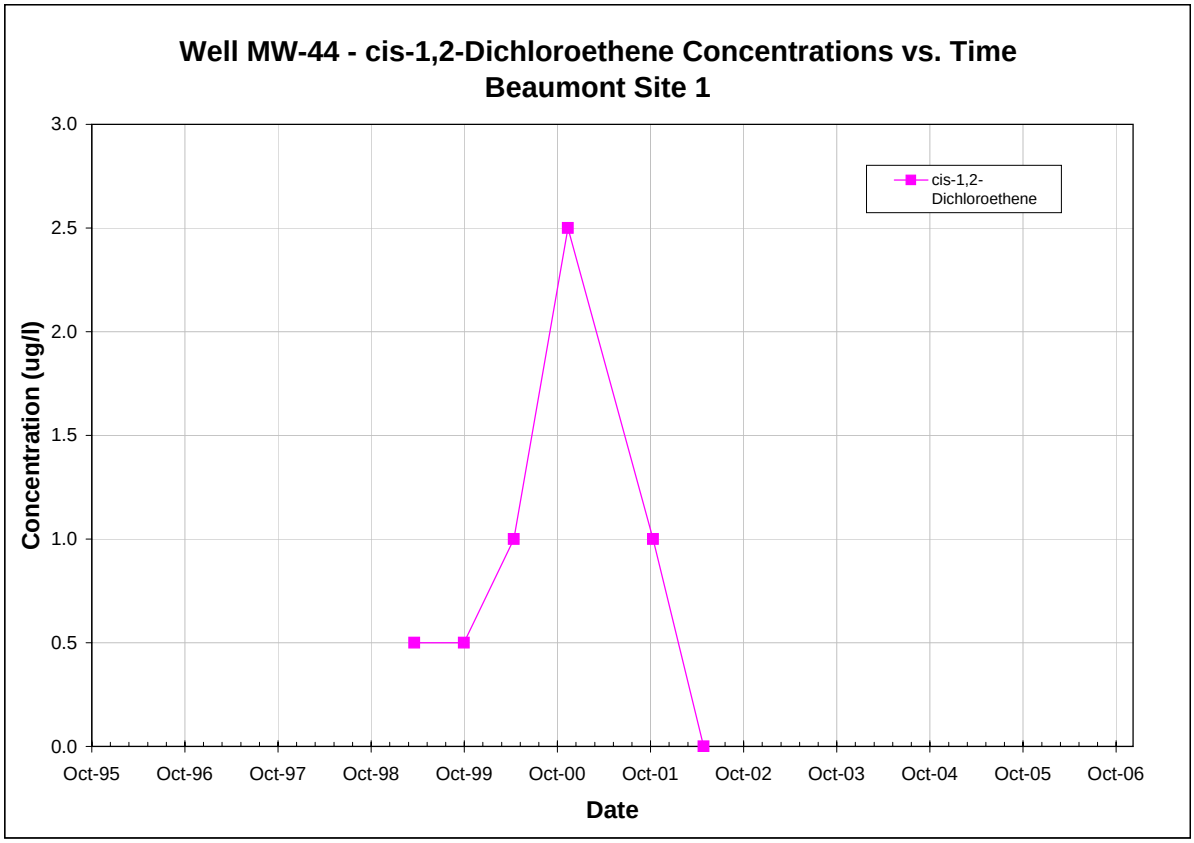

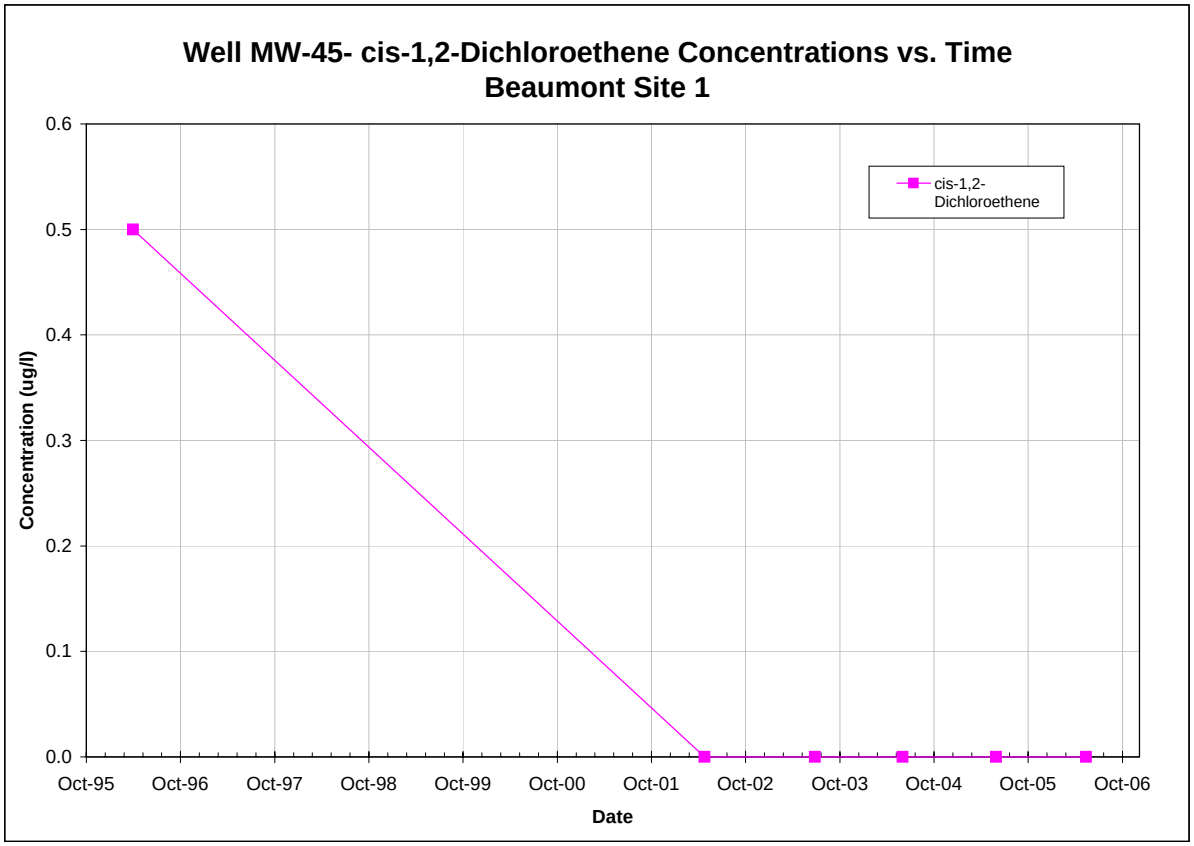

Note: All non-detections are set to zero for graphing purposes.

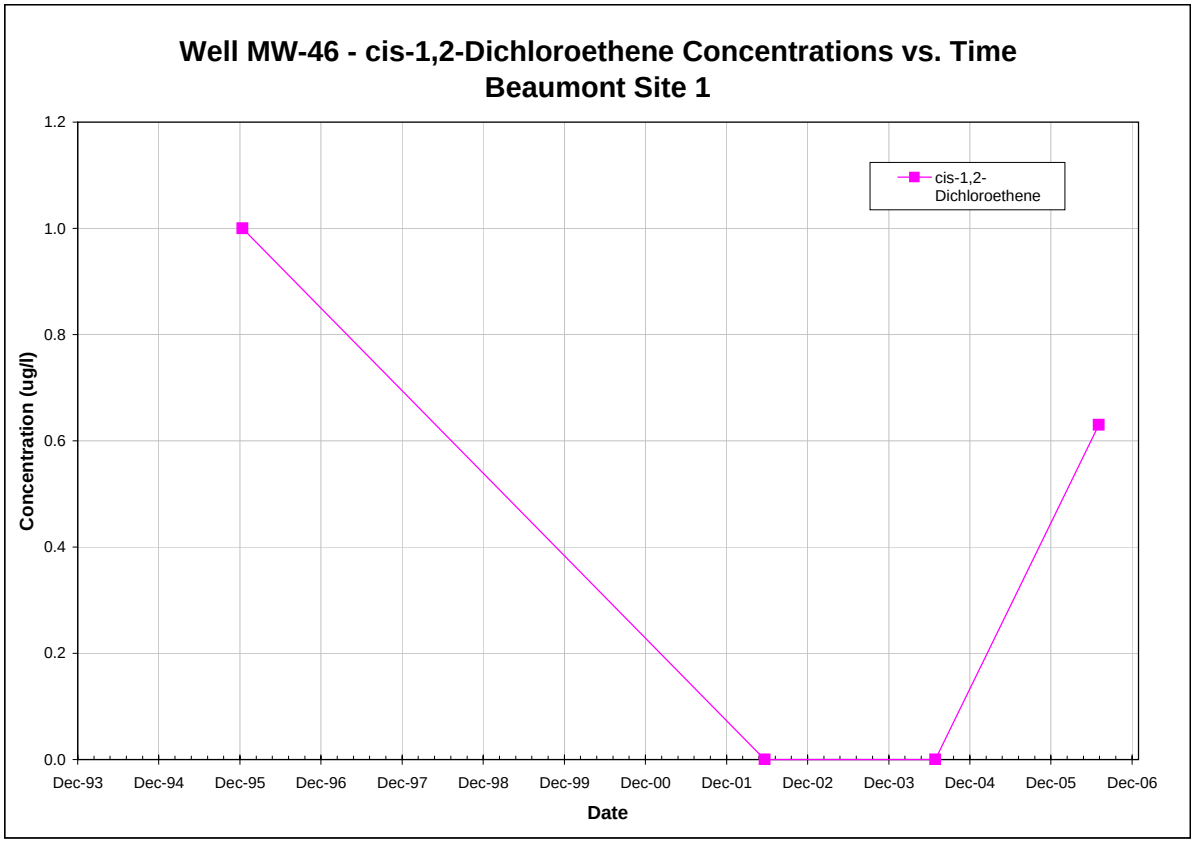

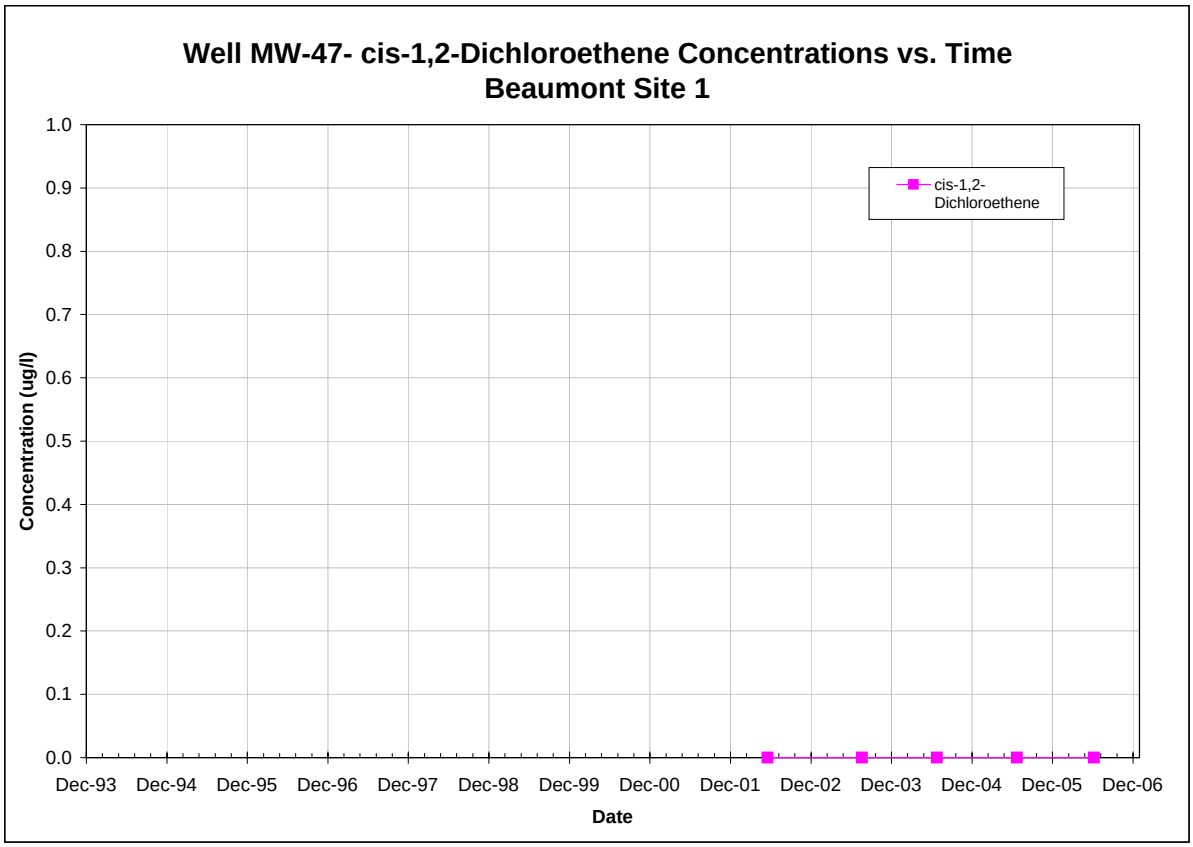

Note: All non-detections are set to zero for graphing purposes.

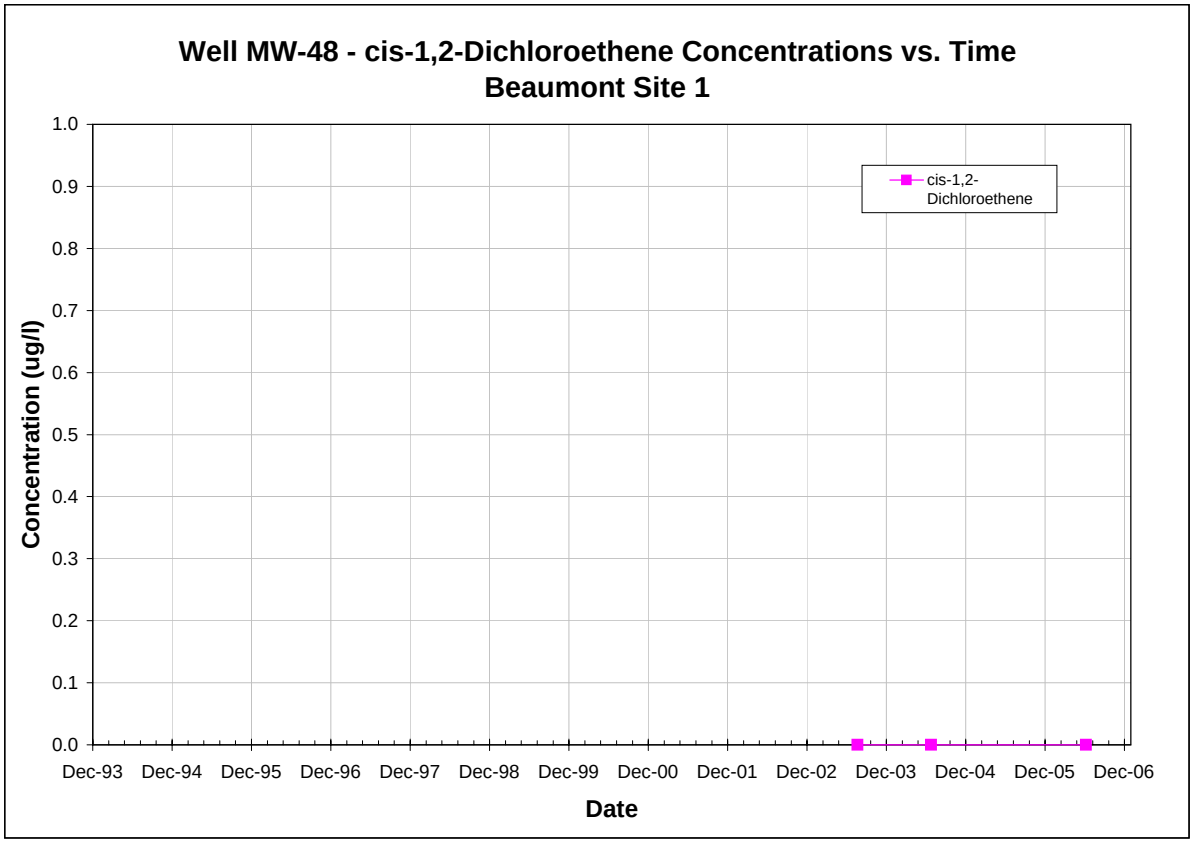

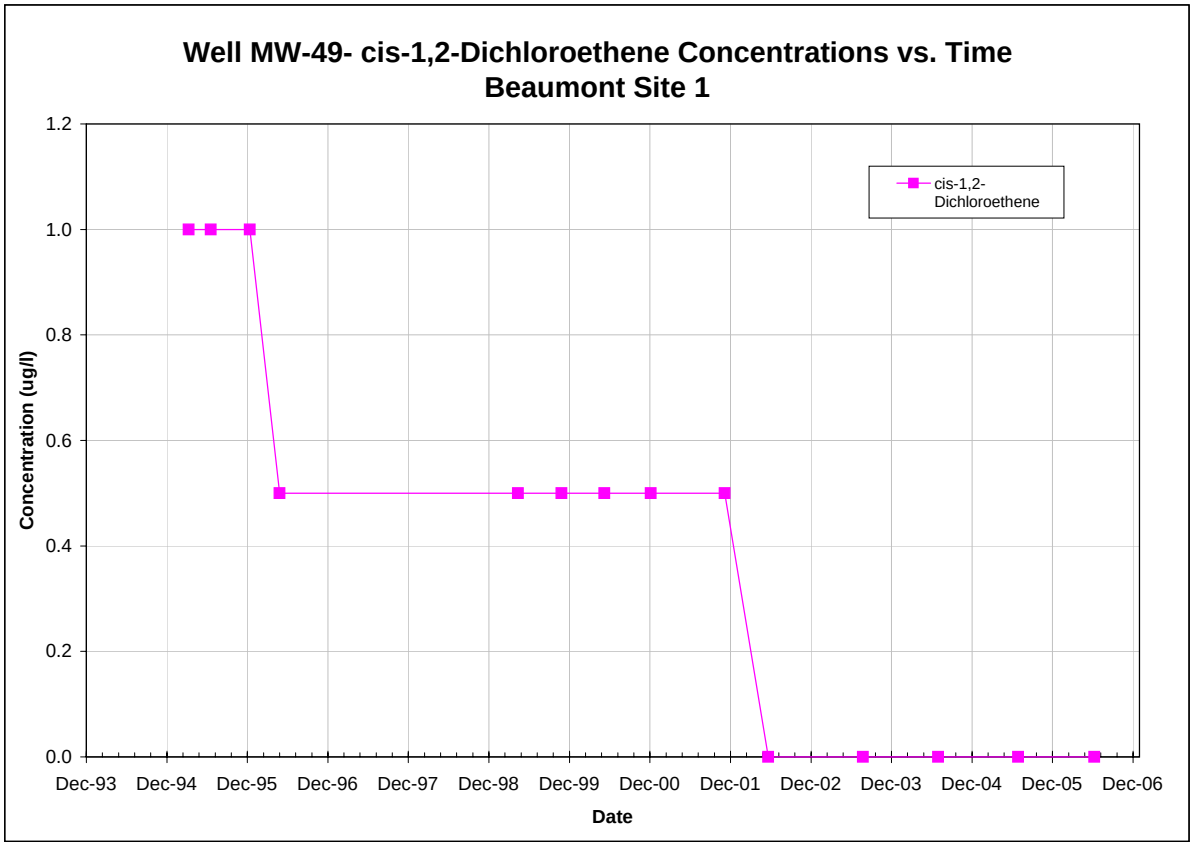

Note: All non-detections are set to zero for graphing purposes.

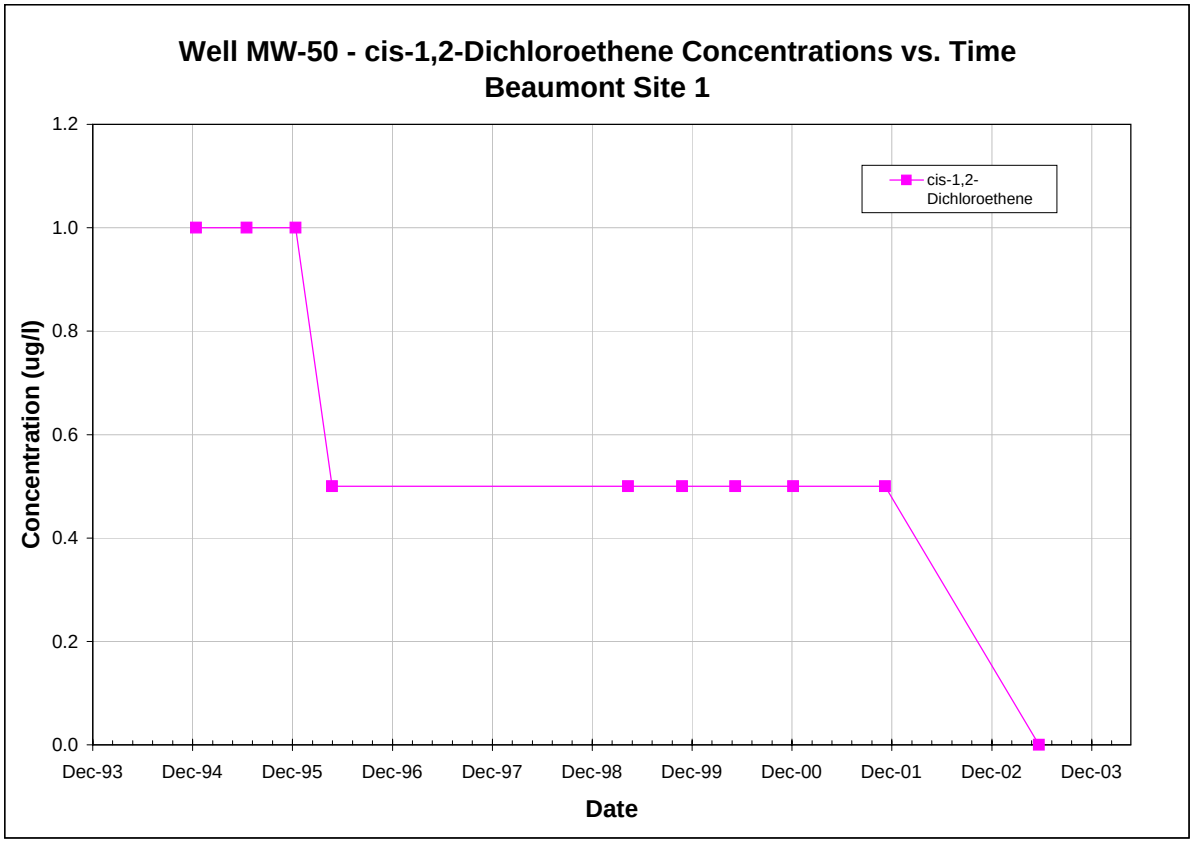

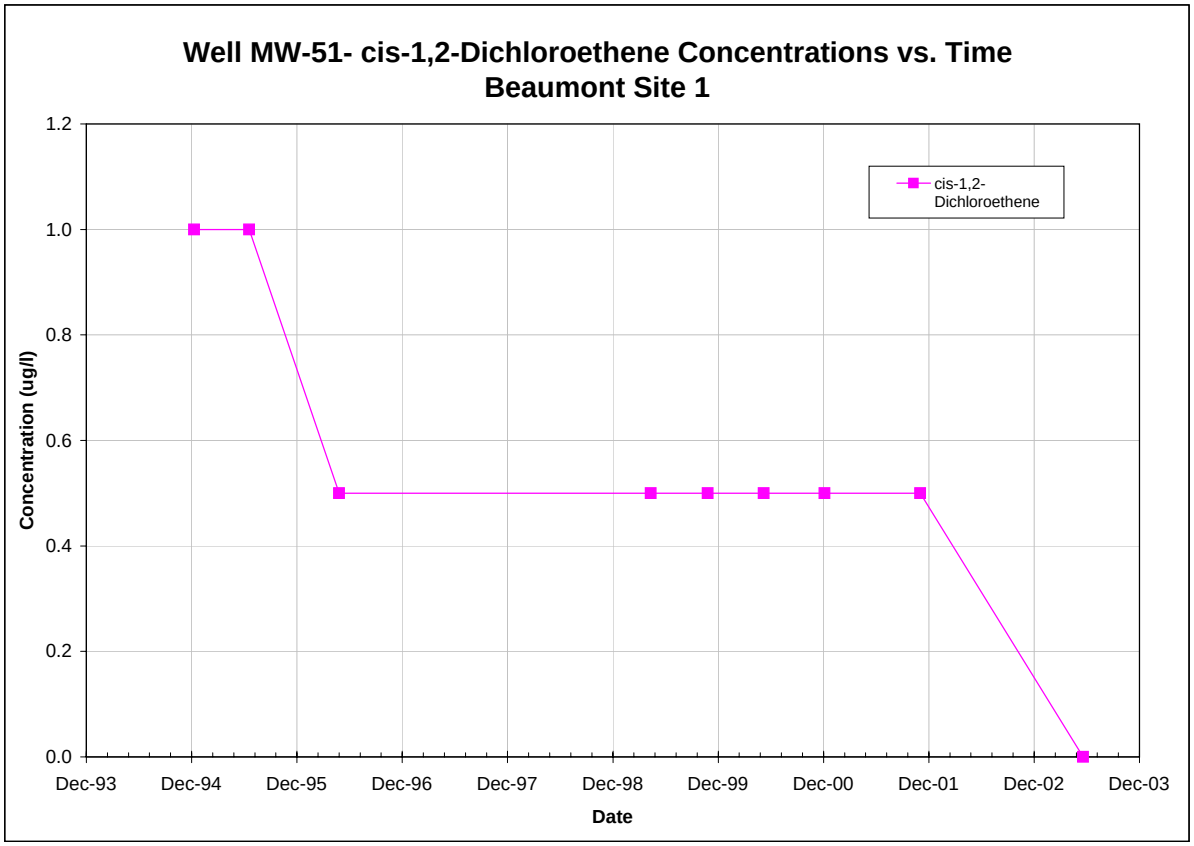

Note: All non-detections are set to zero for graphing purposes.

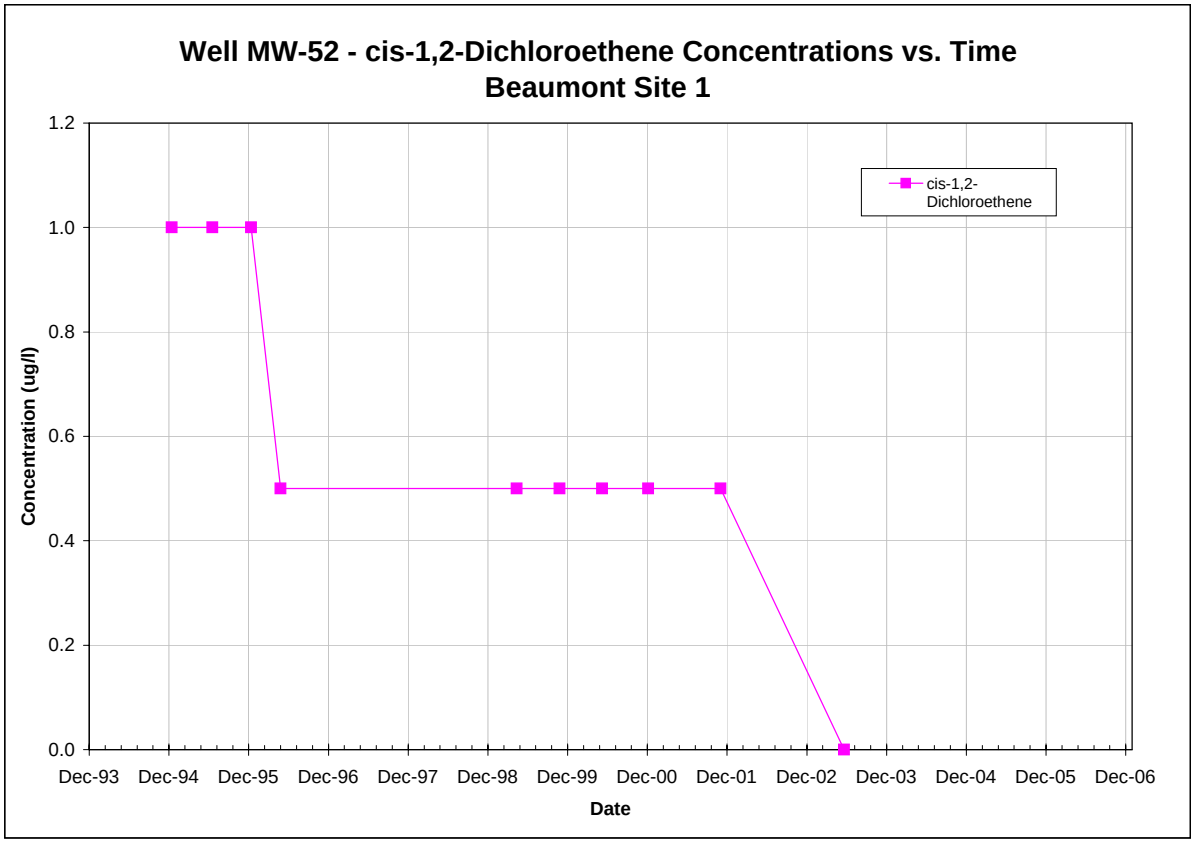

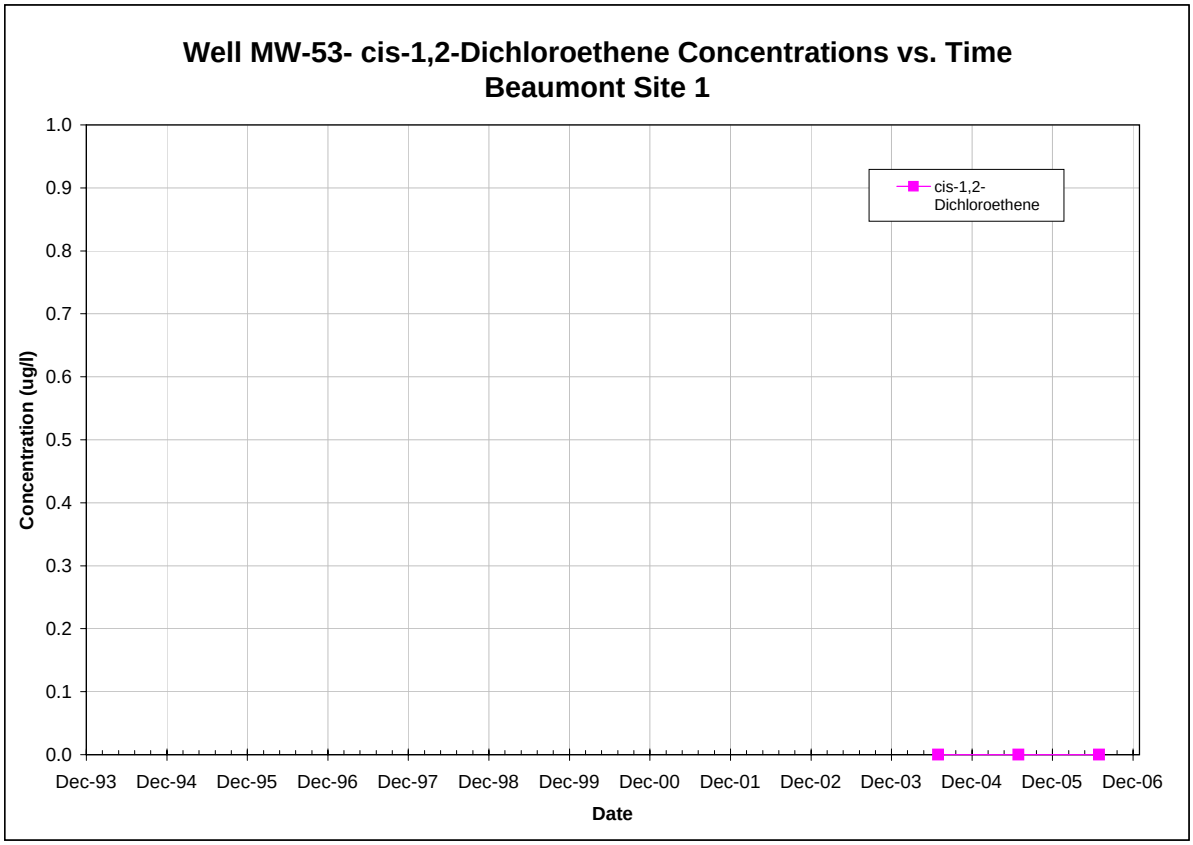

Note: All non-detections are set to zero for graphing purposes.

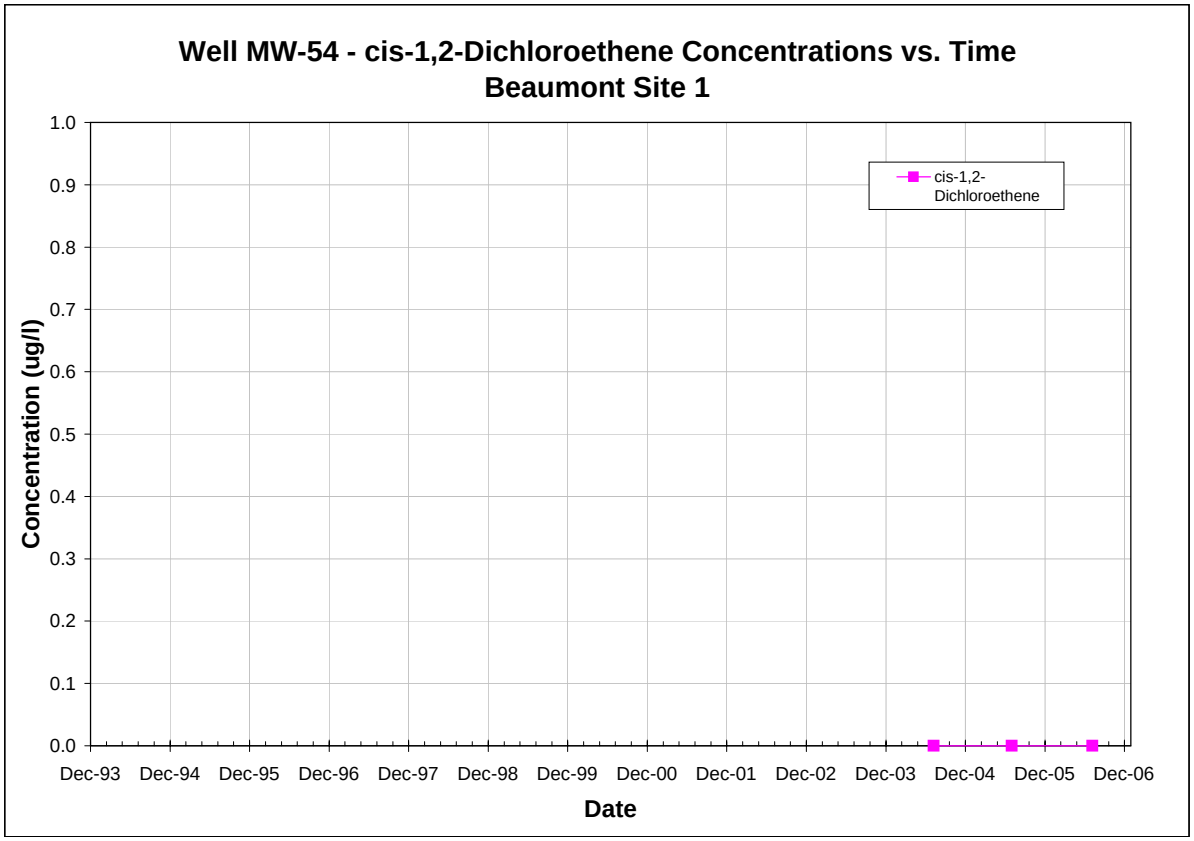

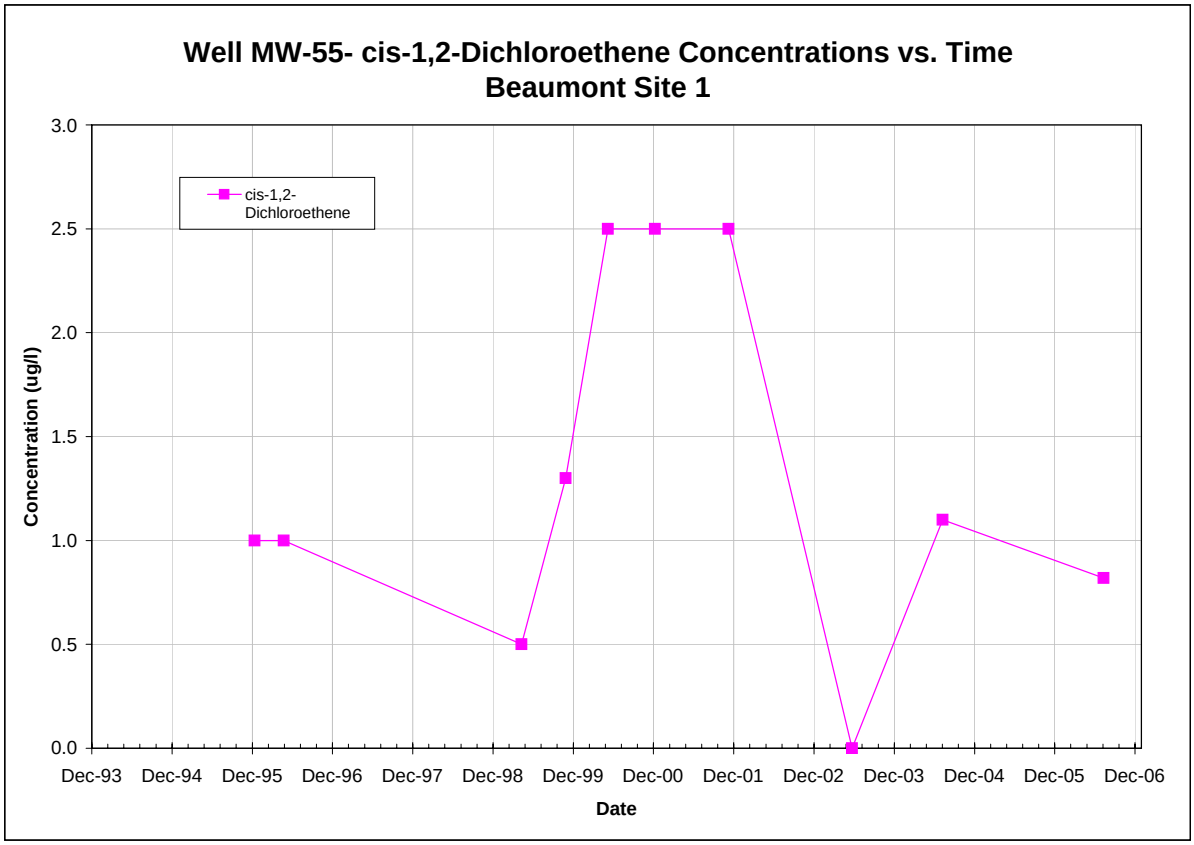

Note: All non-detections are set to zero for graphing purposes.

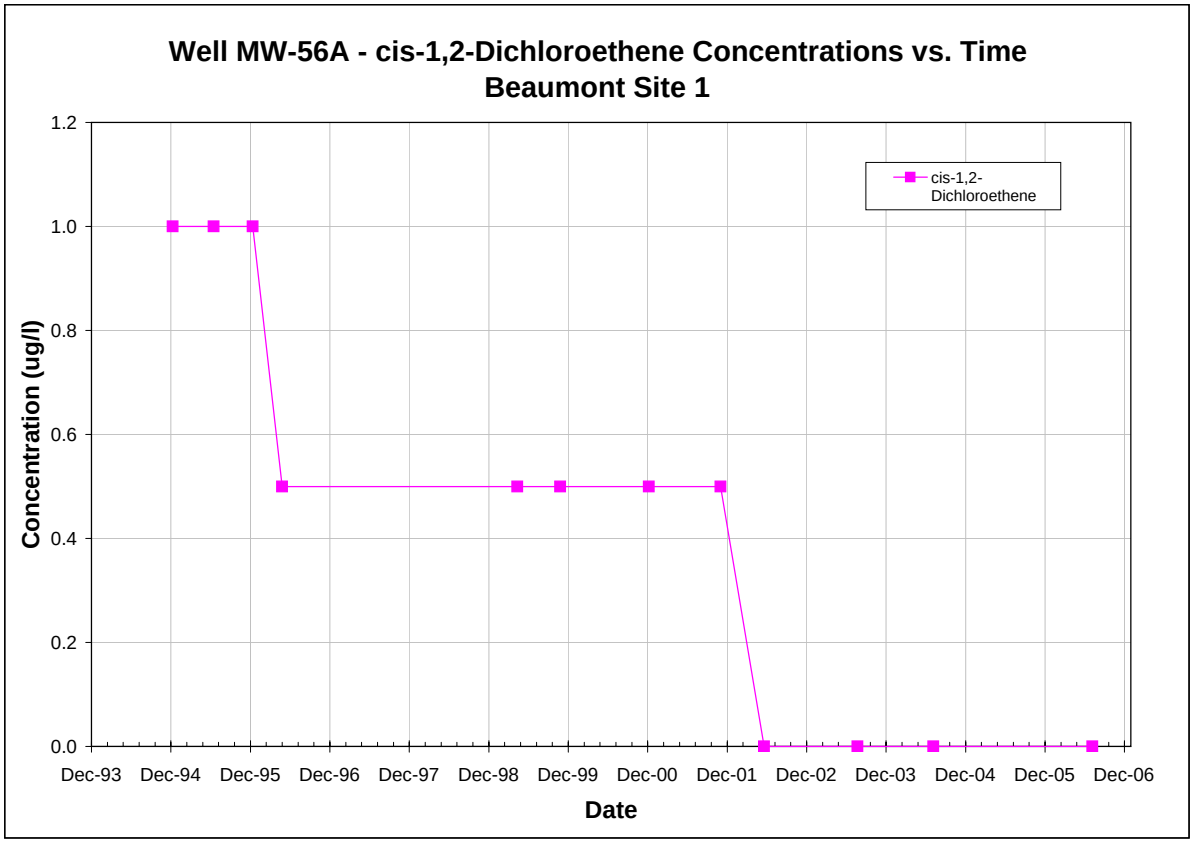

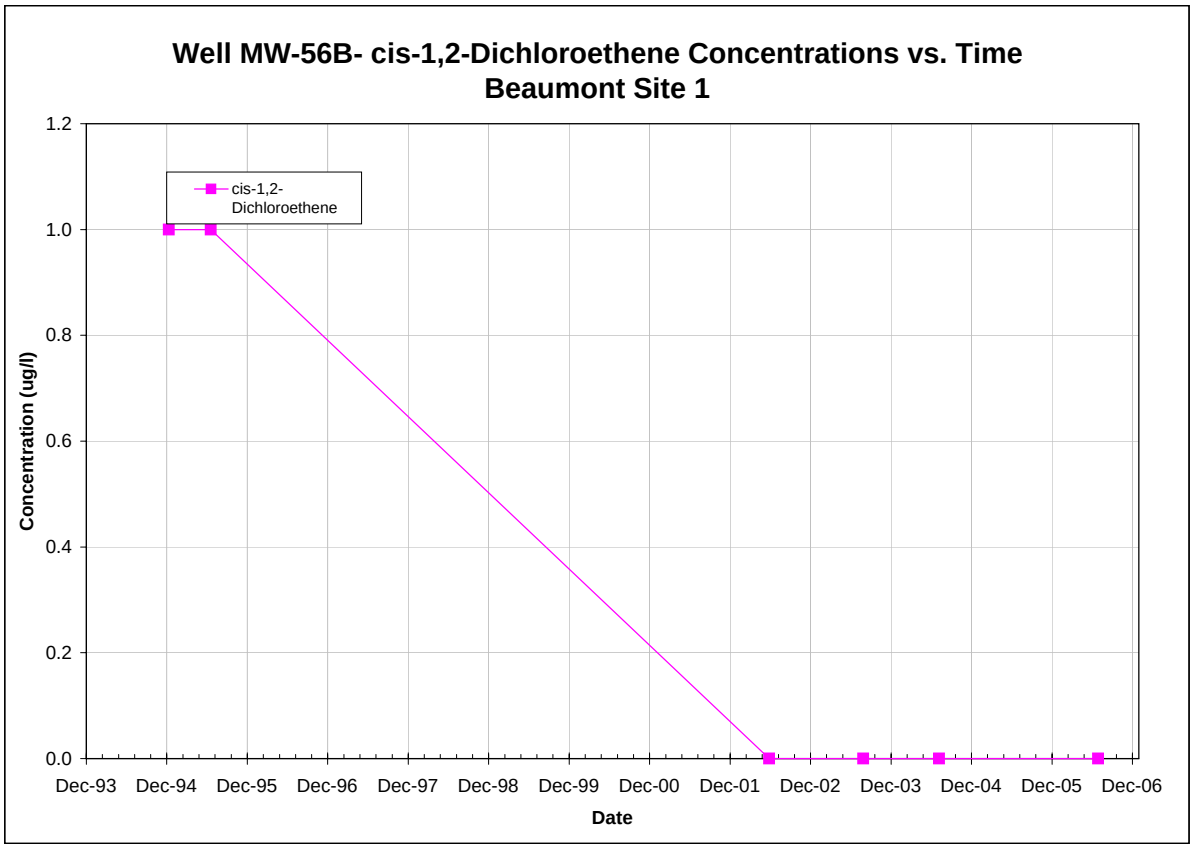

Note: All non-detections are set to zero for graphing purposes.

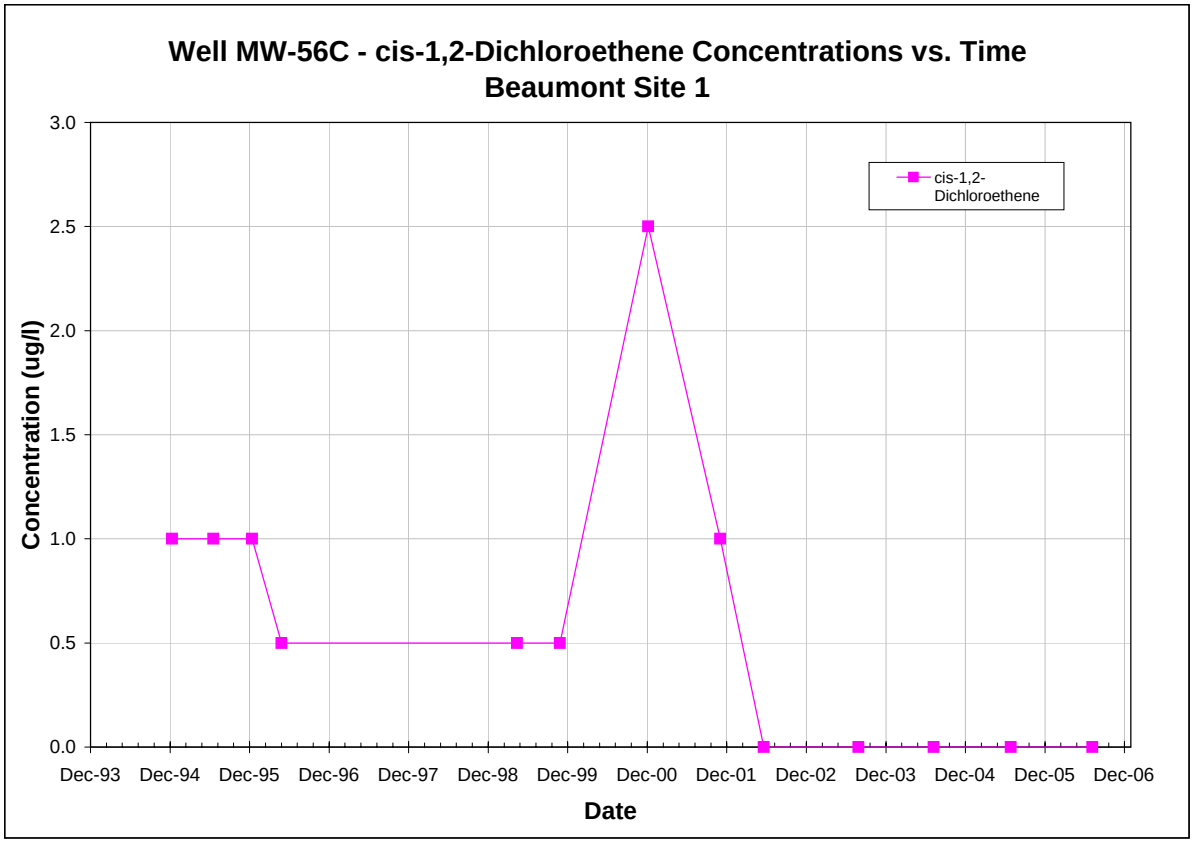

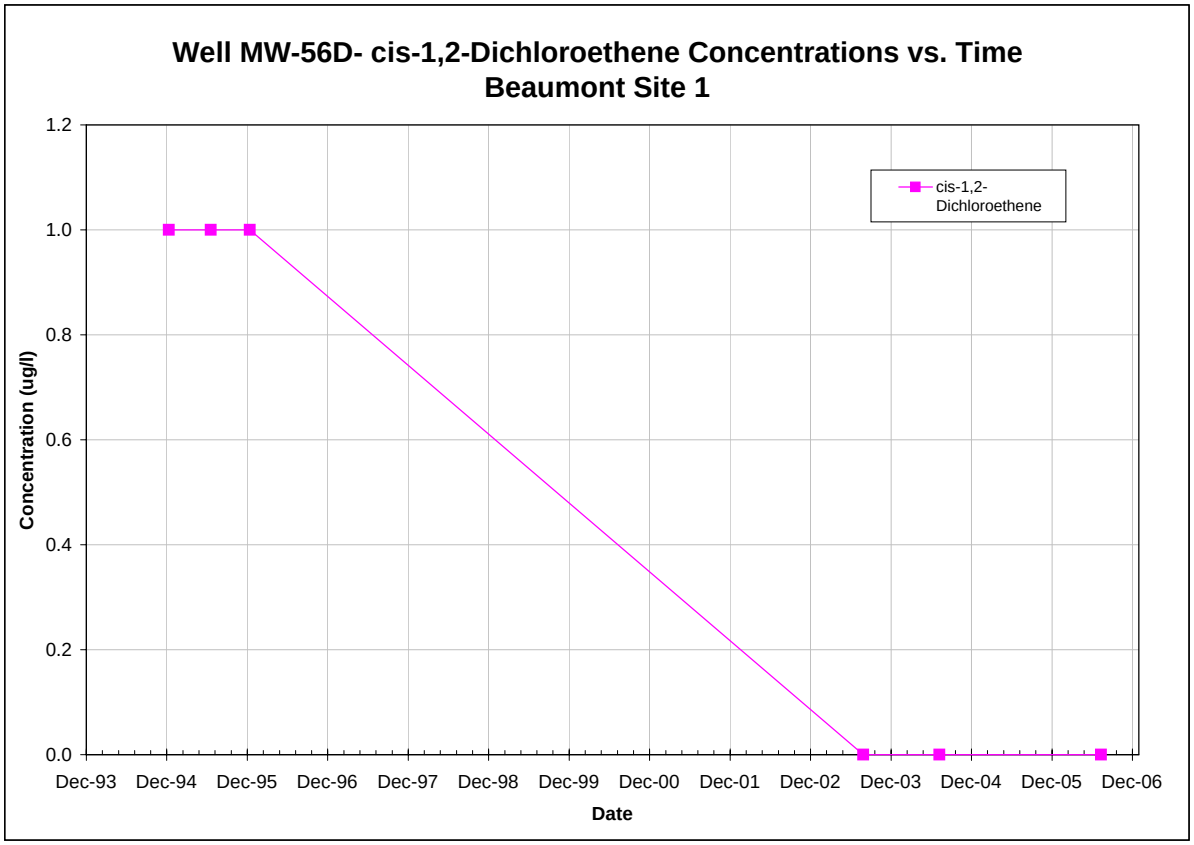

Note: All non-detections are set to zero for graphing purposes.

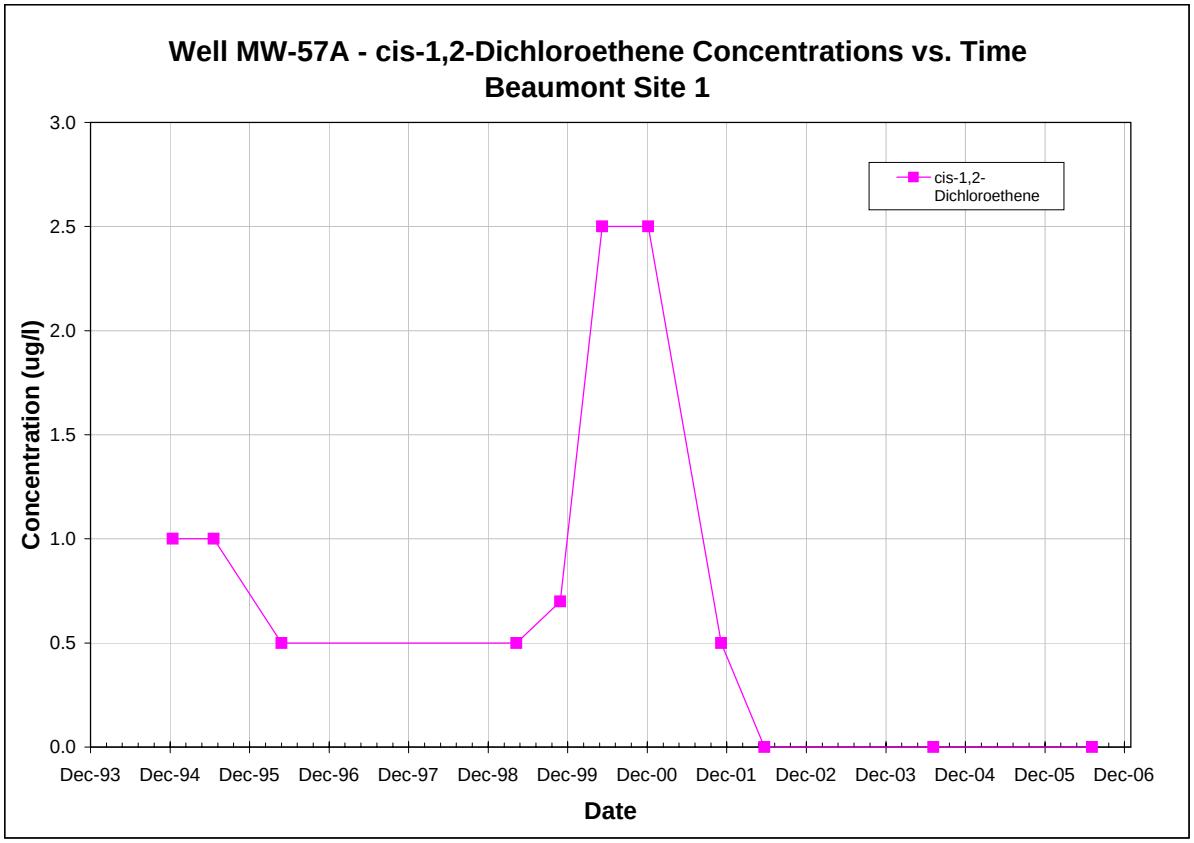

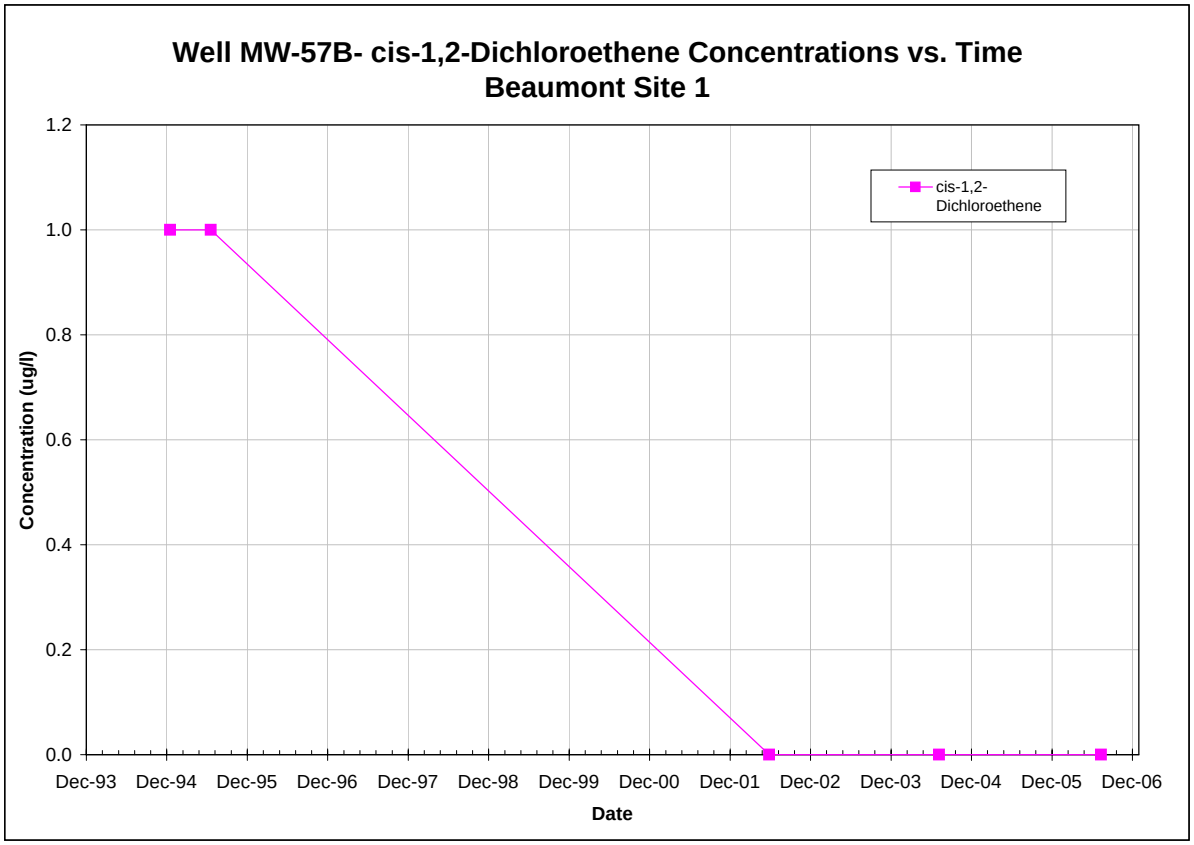

Note: All non-detections are set to zero for graphing purposes.

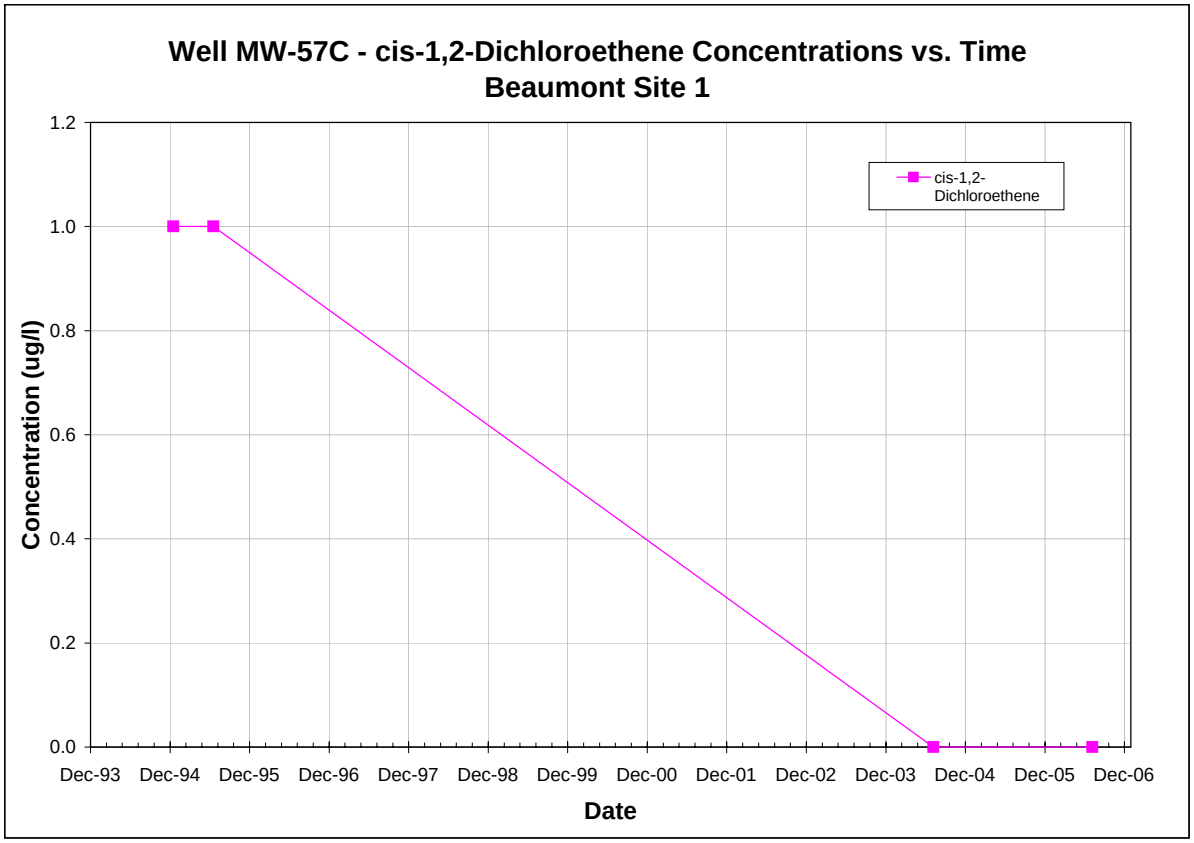

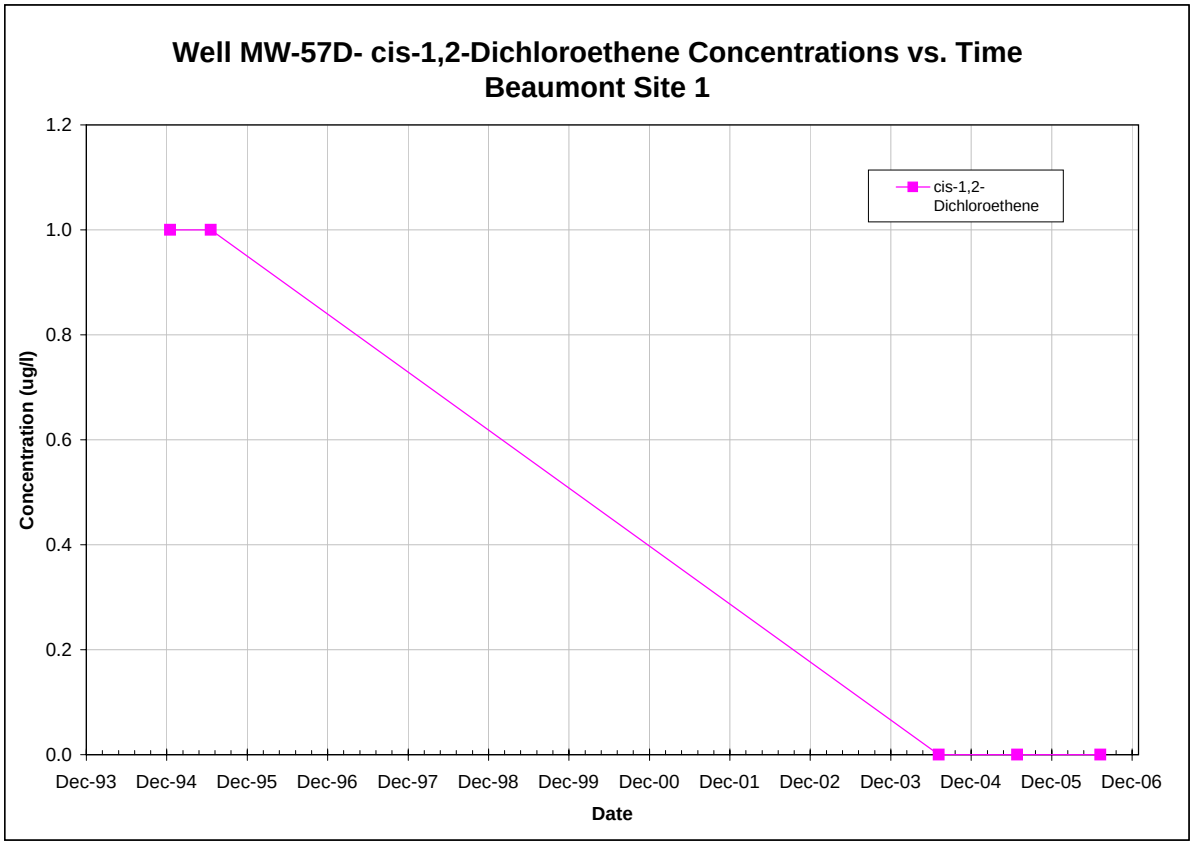

Note: All non-detections are set to zero for graphing purposes.

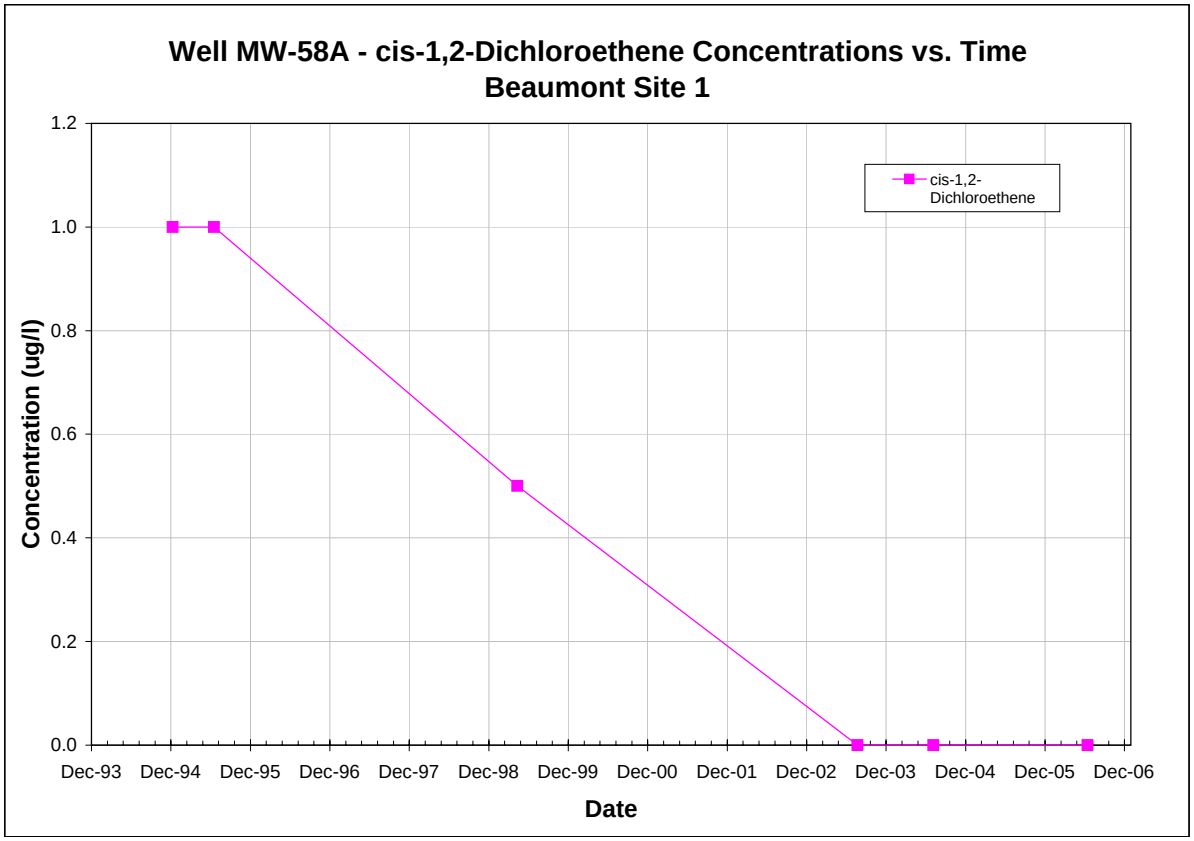

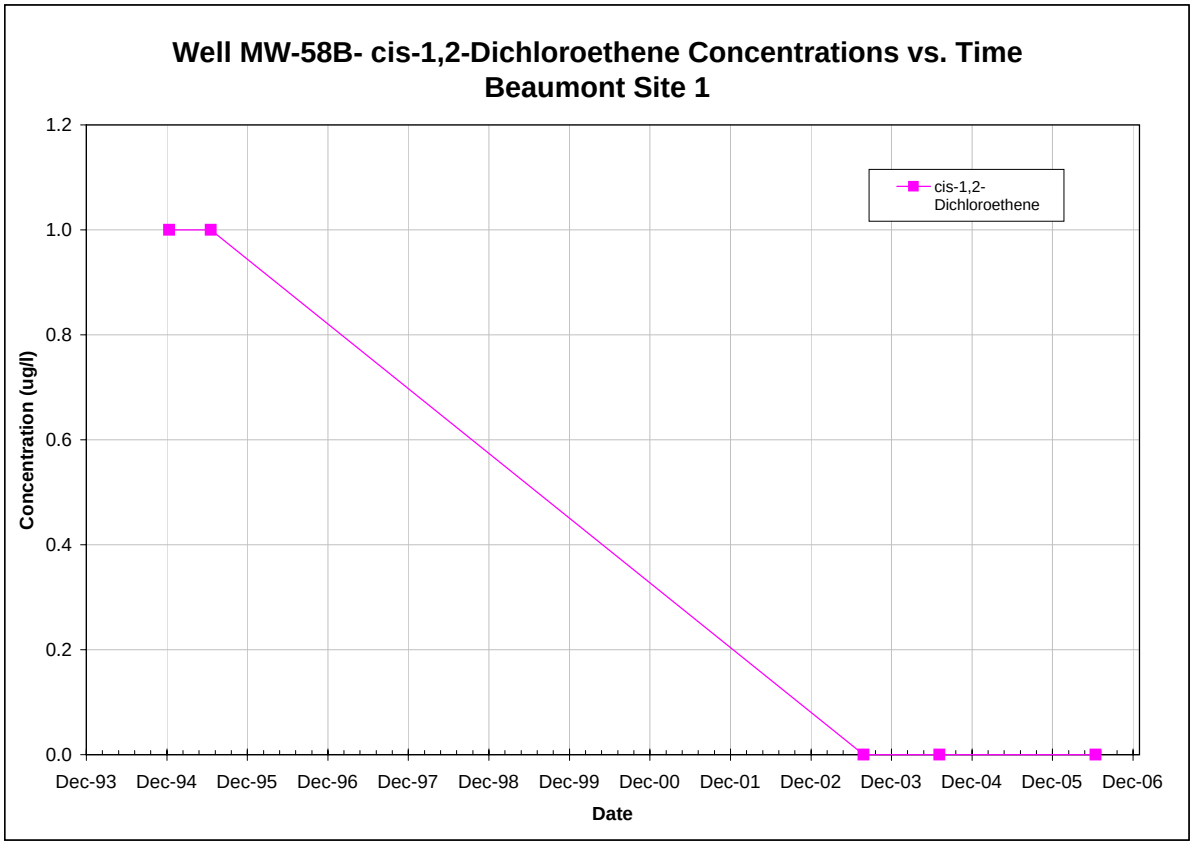

Note: All non-detections are set to zero for graphing purposes.

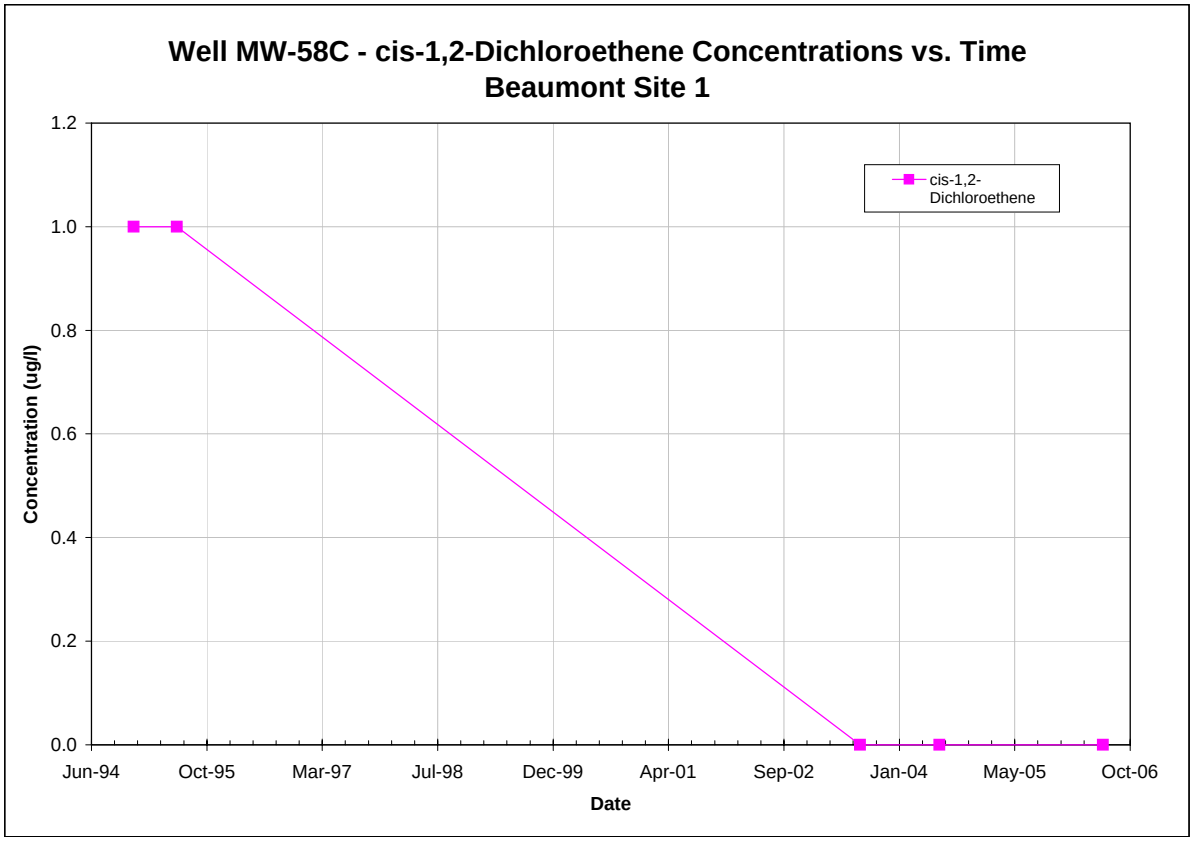

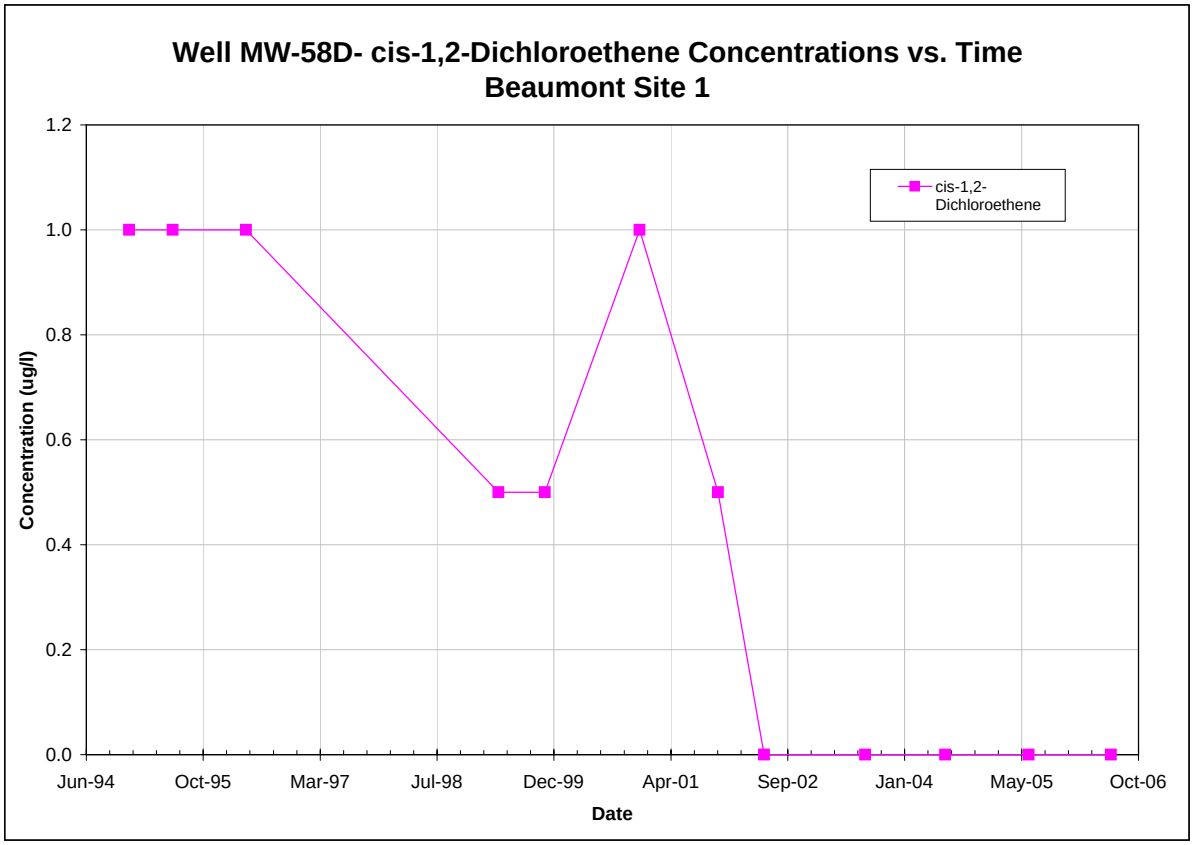

Note: All non-detections are set to zero for graphing purposes.

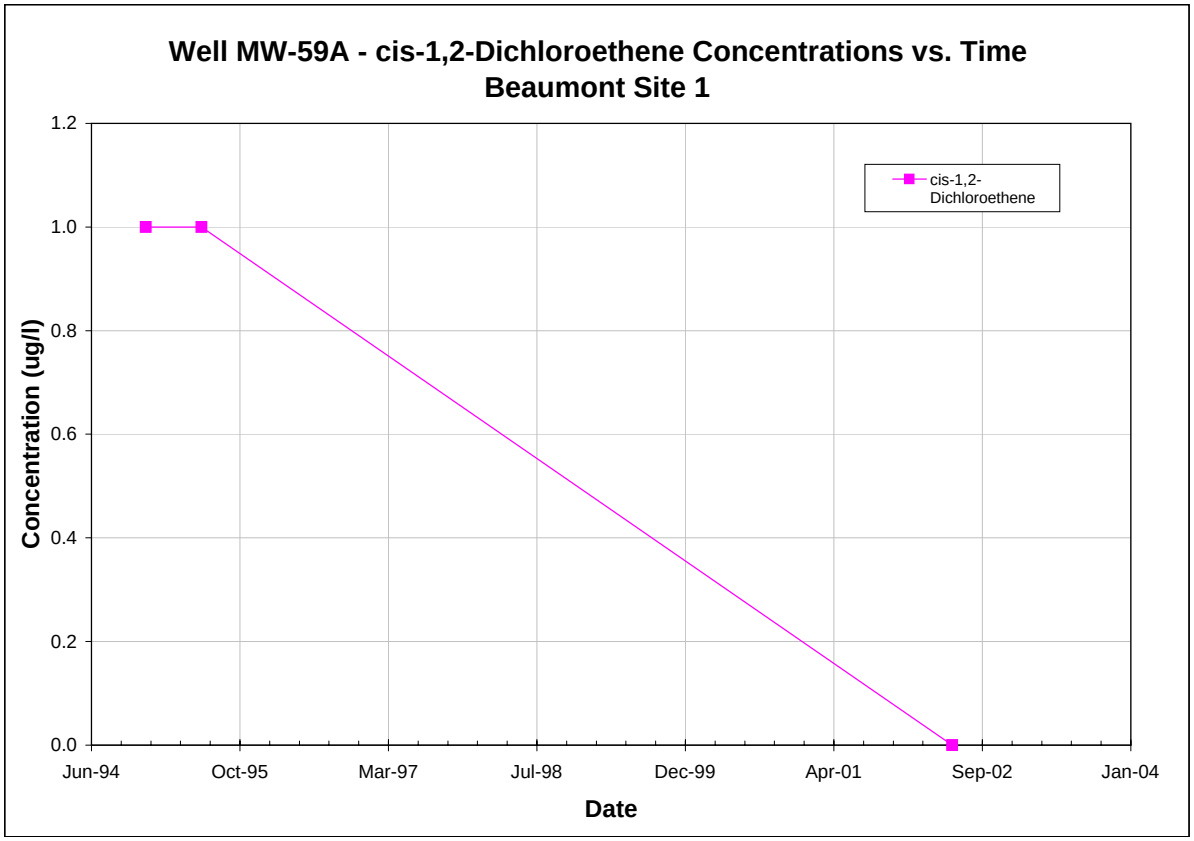

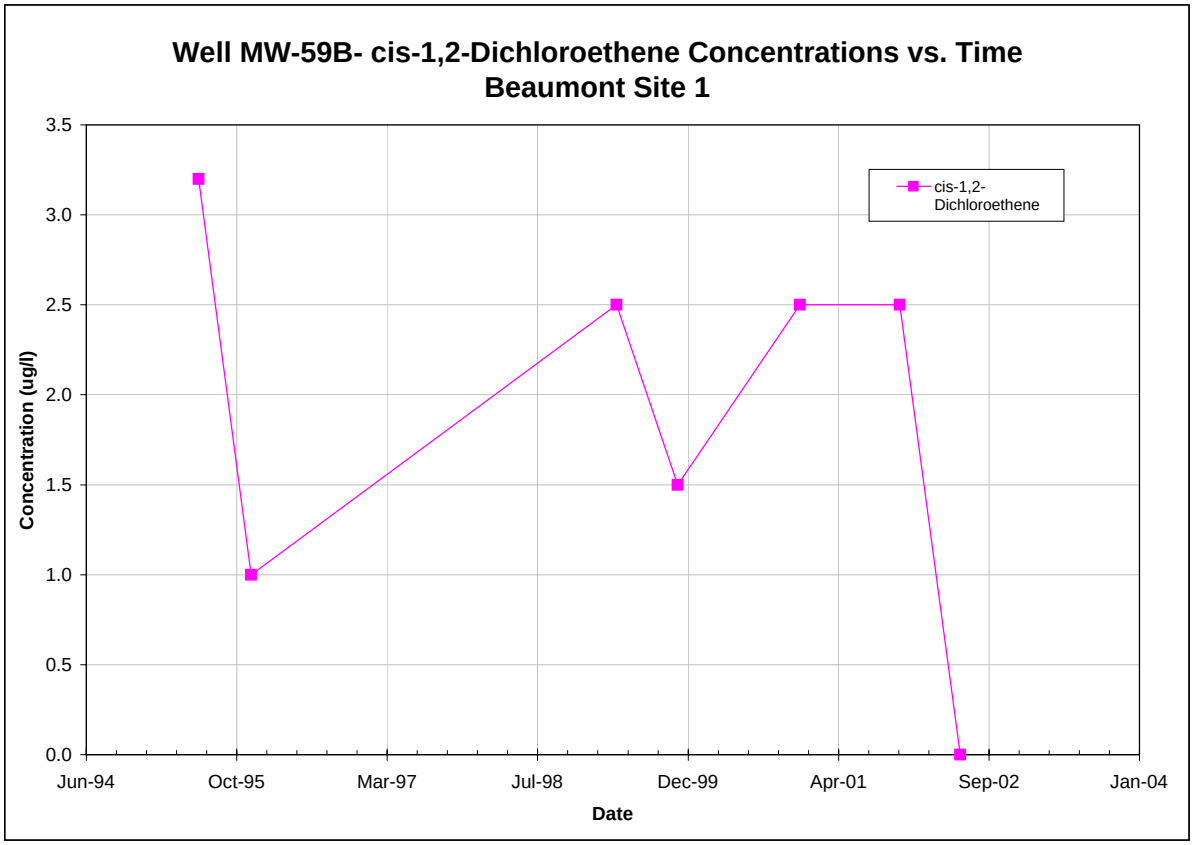

Note: All non-detections are set to zero for graphing purposes.

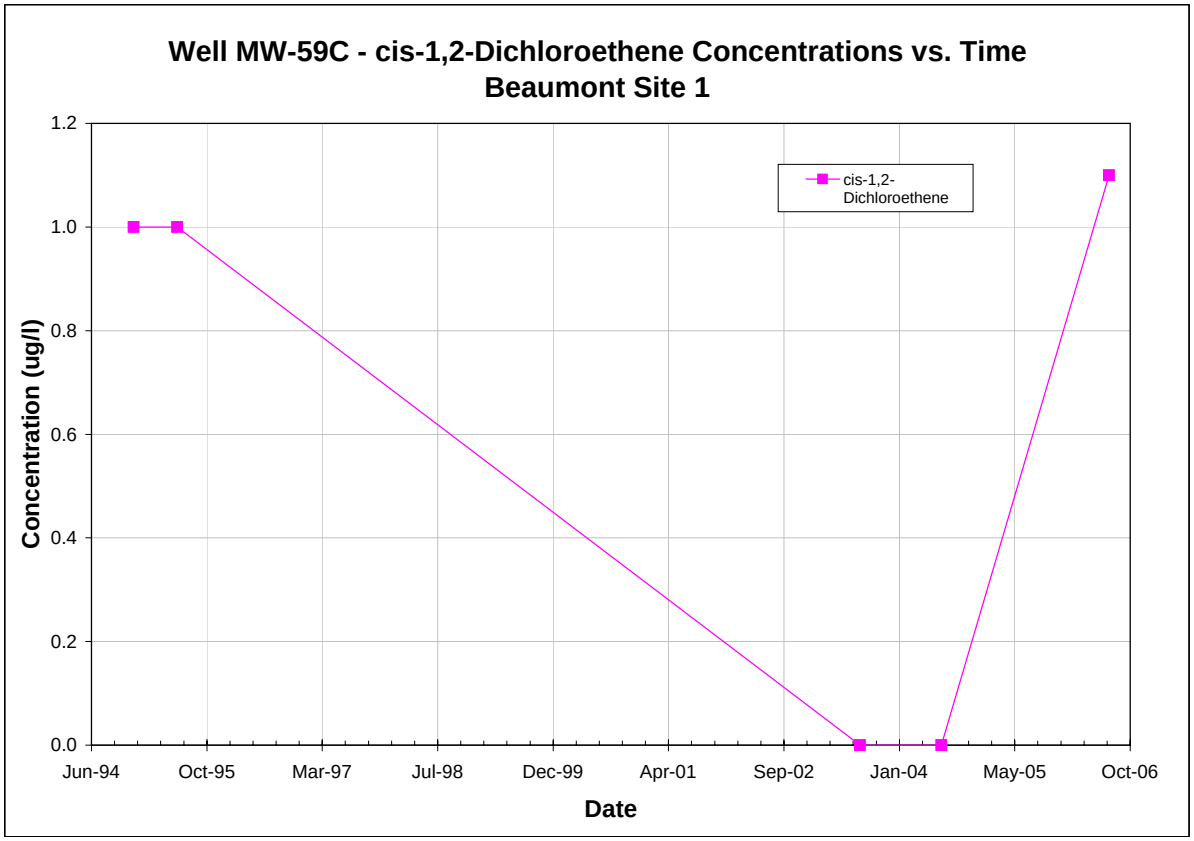

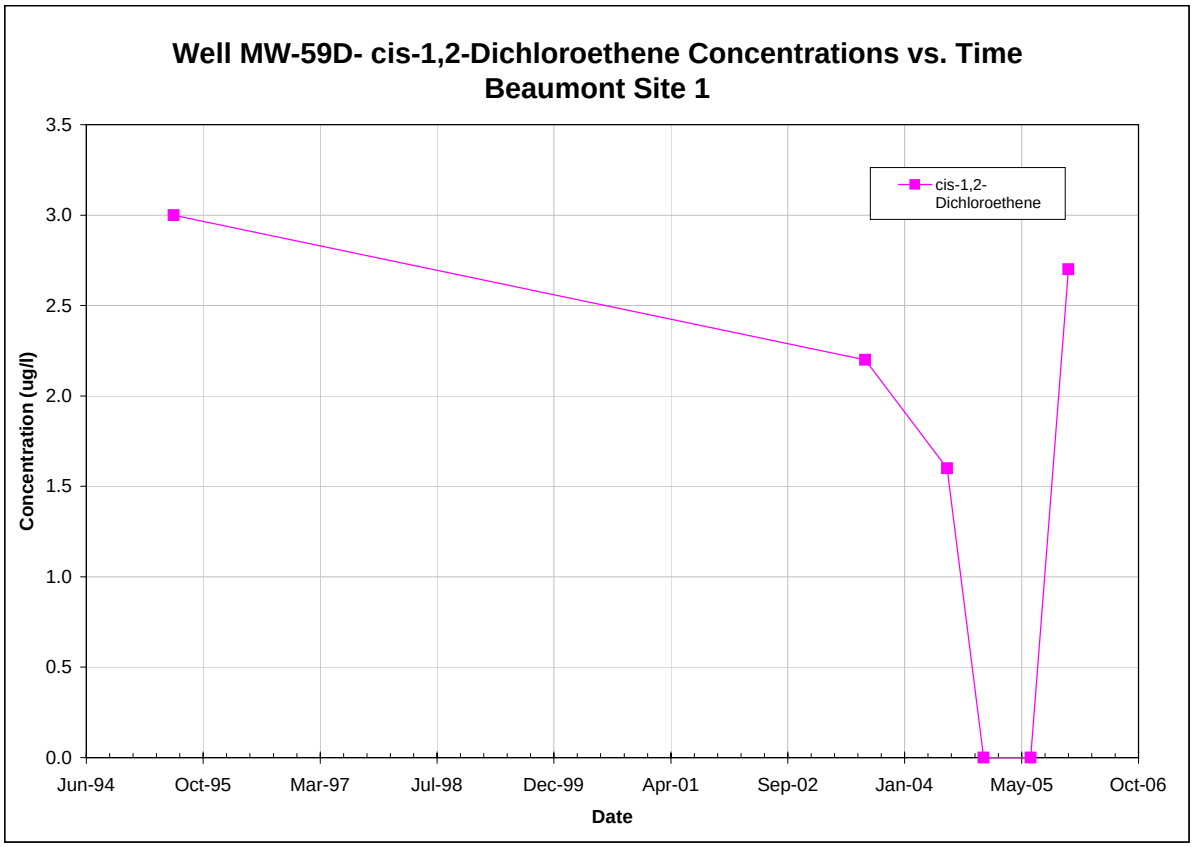

Note: All non-detections are set to zero for graphing purposes.

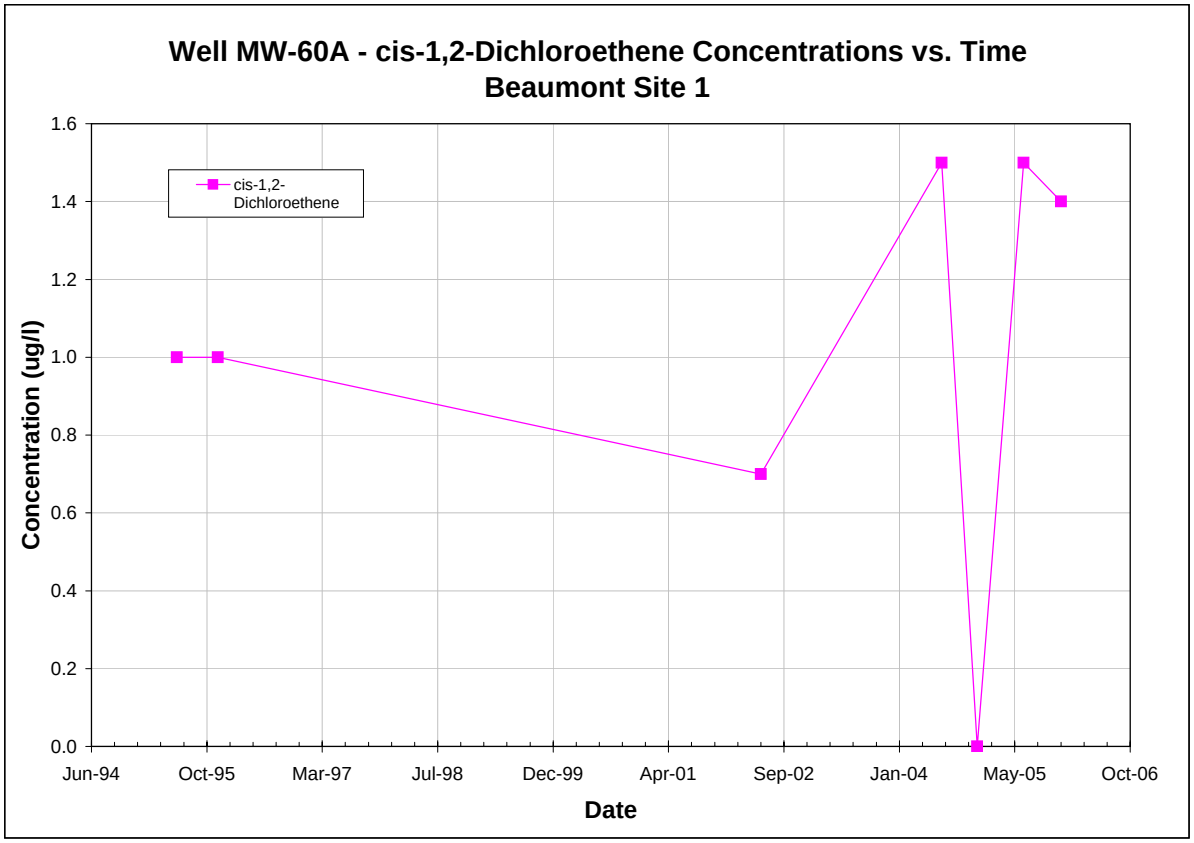

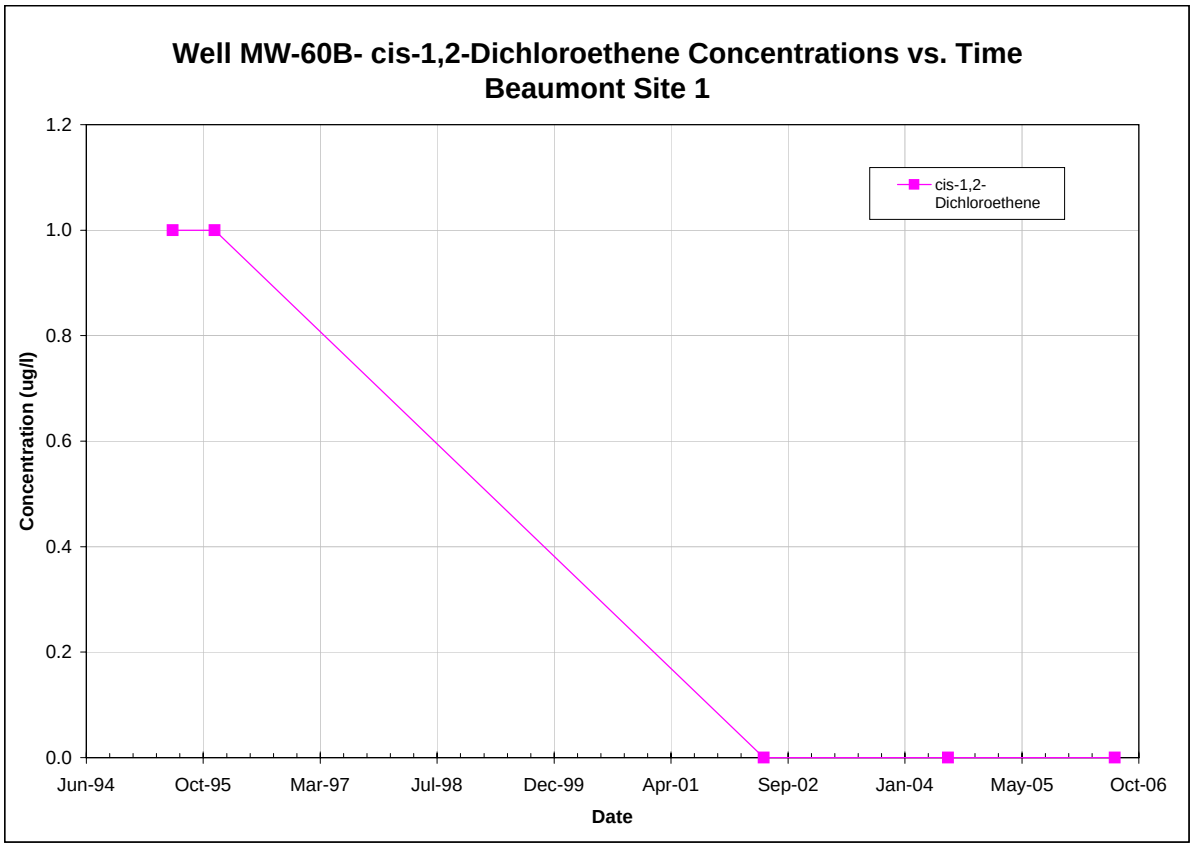

Note: All non-detections are set to zero for graphing purposes.

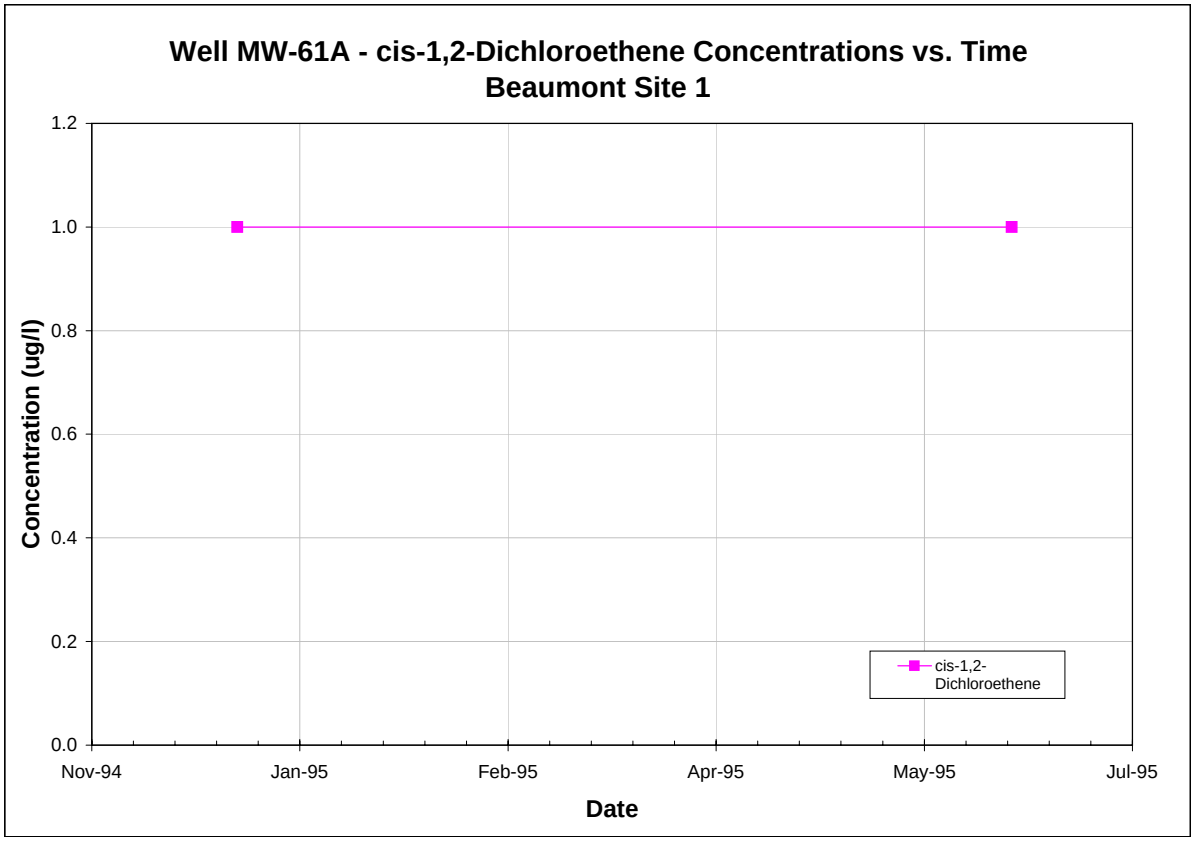

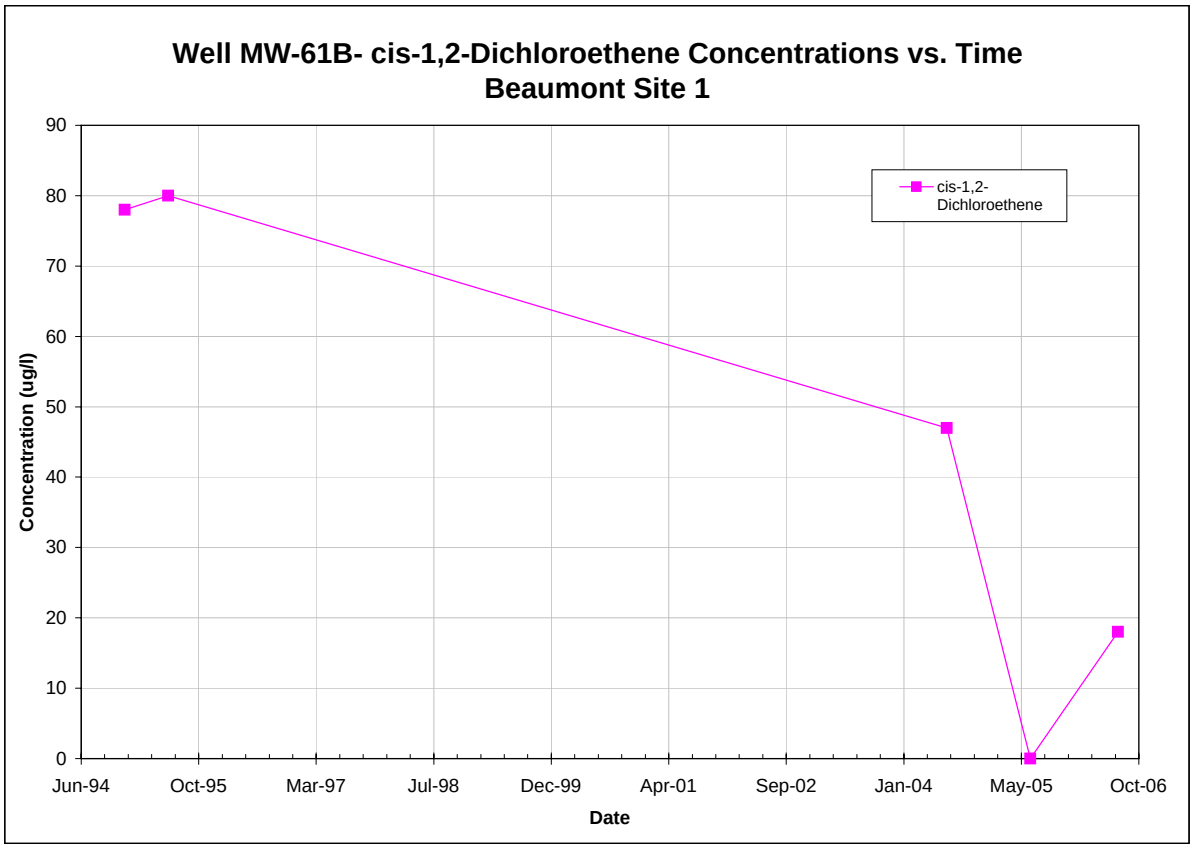

Note: All non-detections are set to zero for graphing purposes.

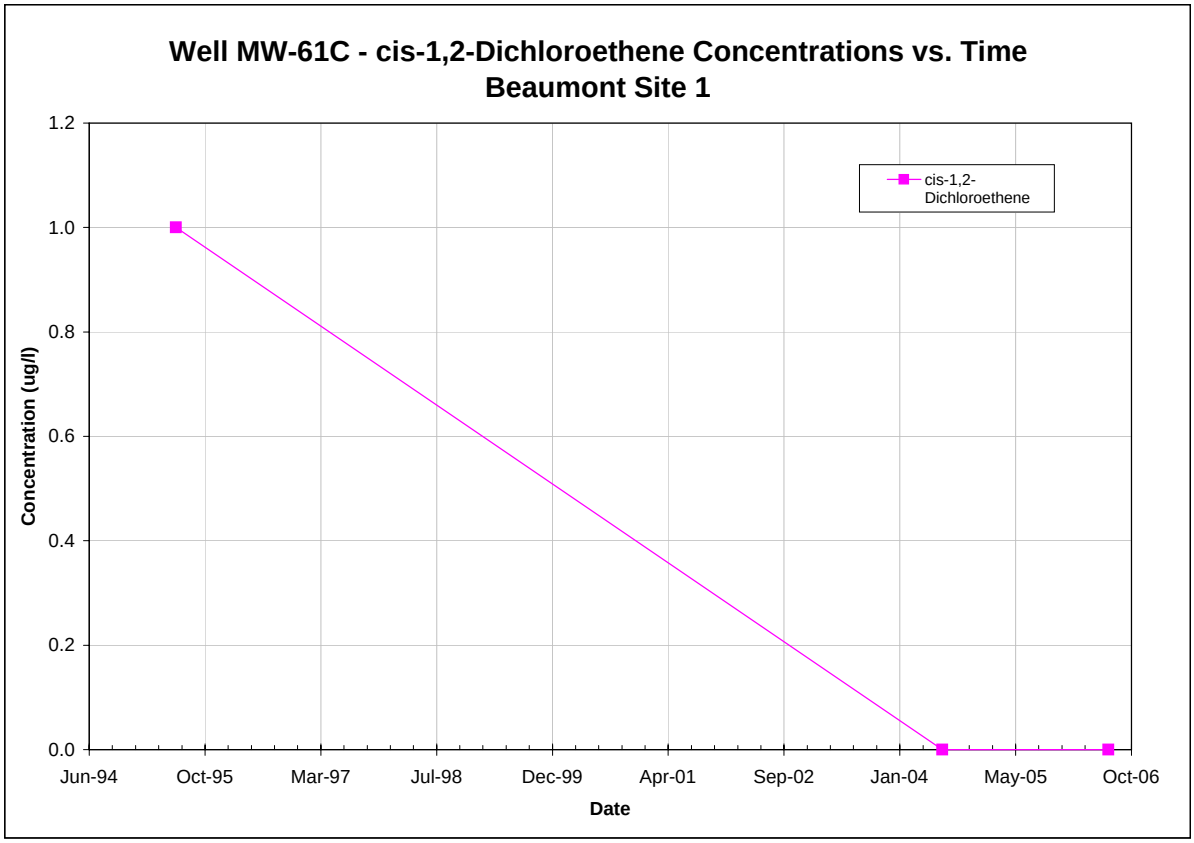

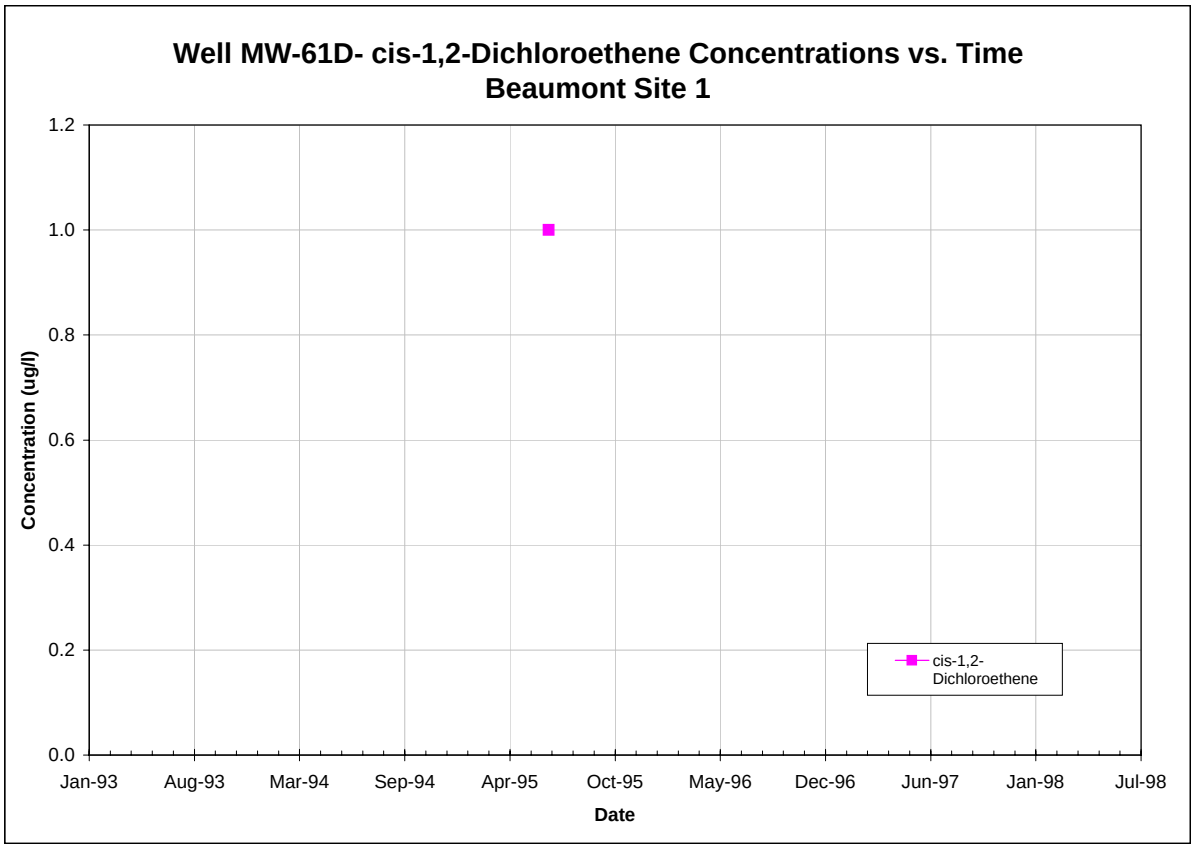

Note: All non-detections are set to zero for graphing purposes.

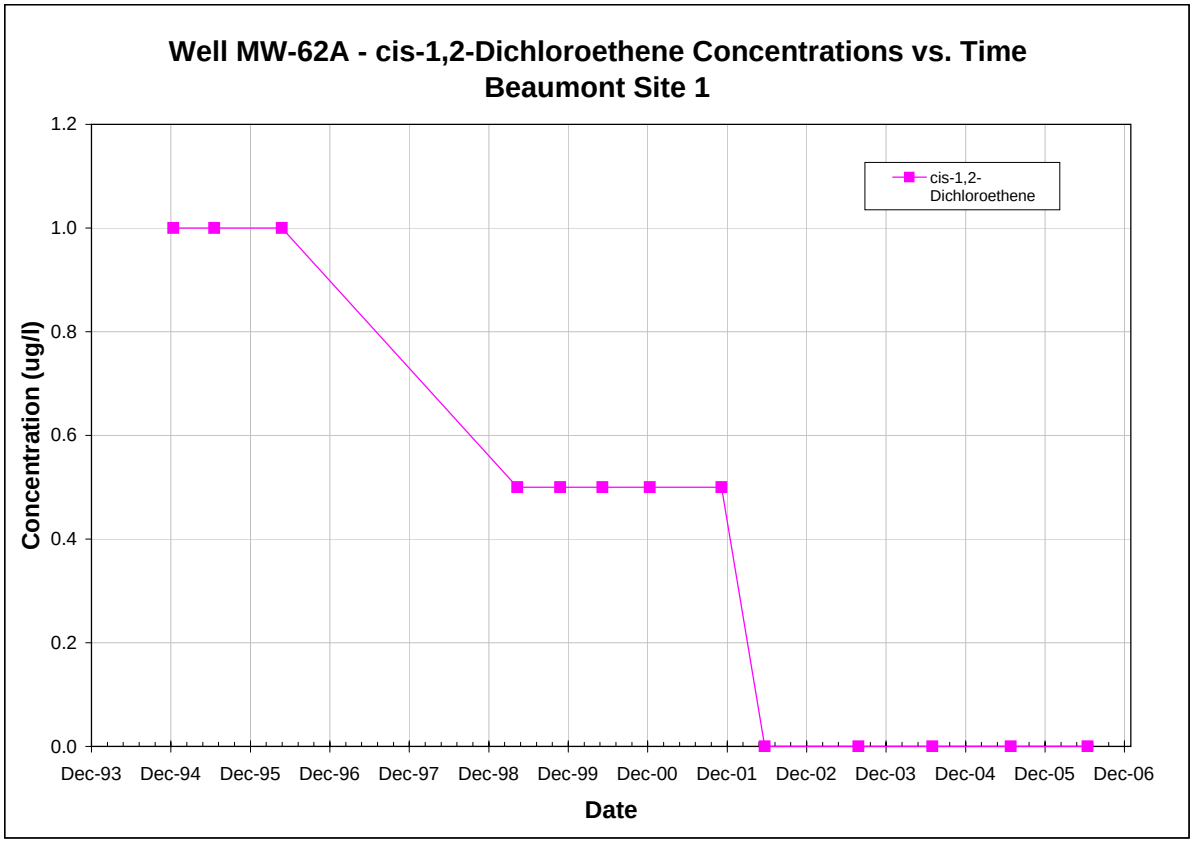

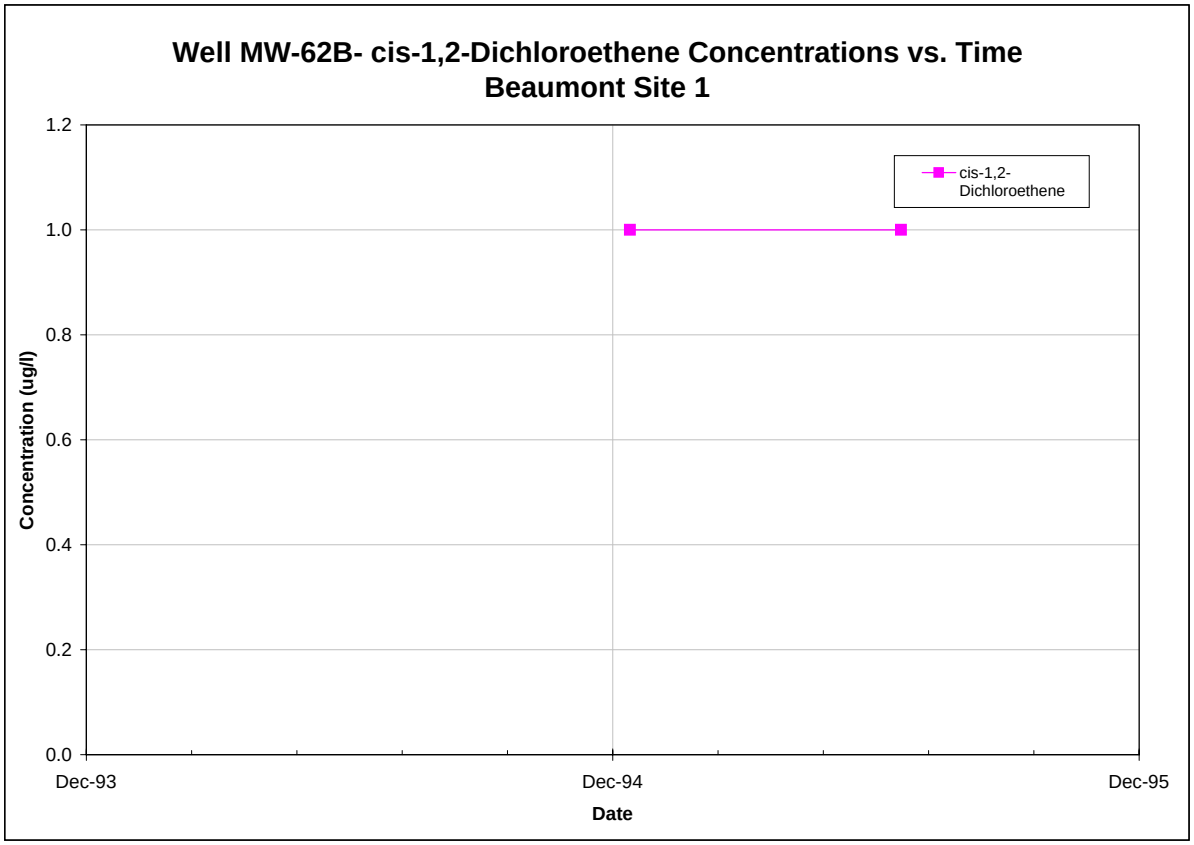

Note: All non-detections are set to zero for graphing purposes.

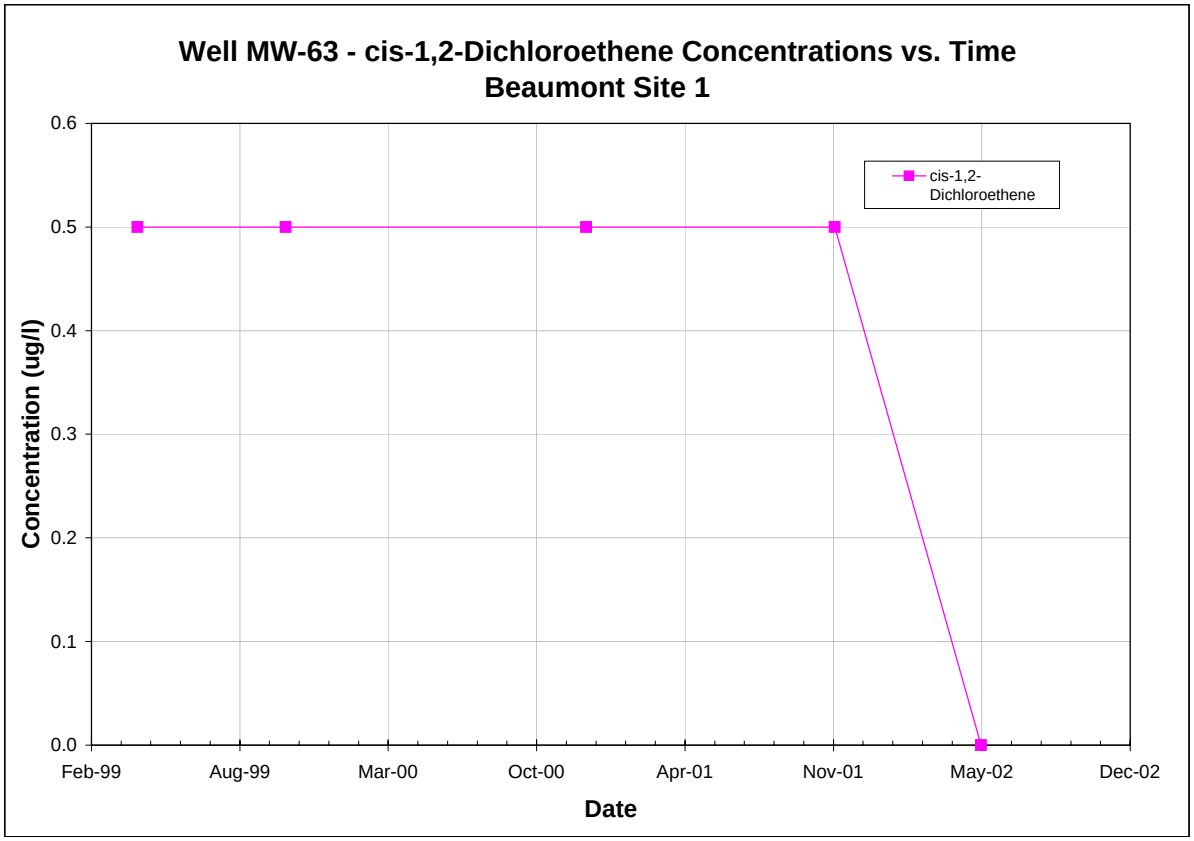

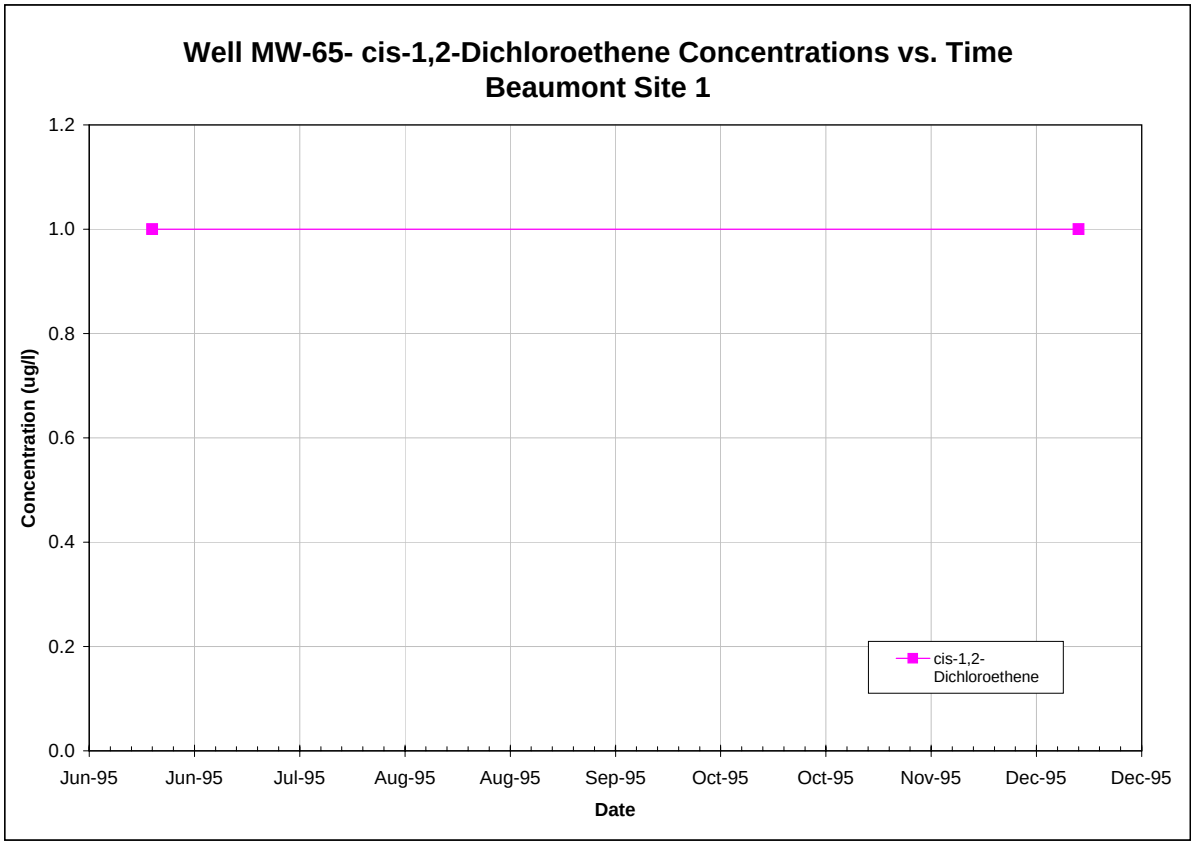

Note: All non-detections are set to zero for graphing purposes.

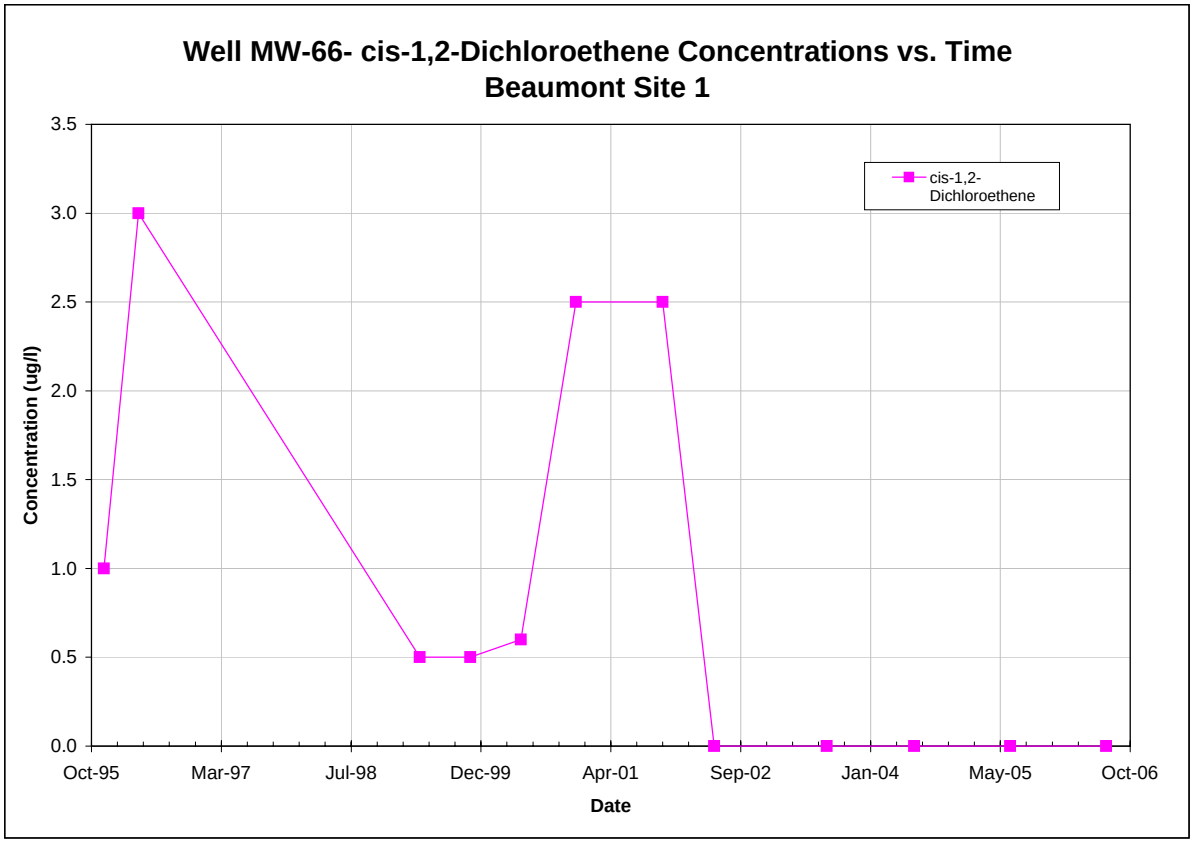

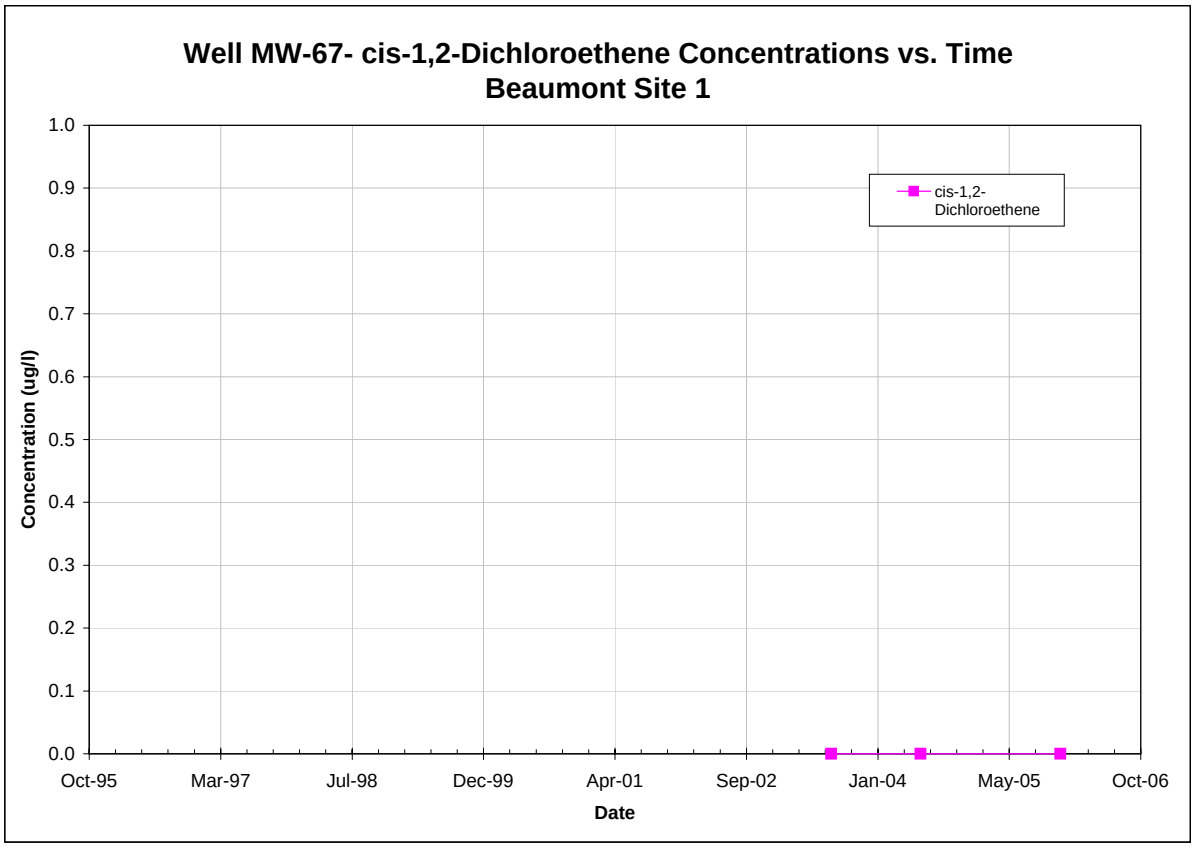

Note: All non-detections are set to zero for graphing purposes.

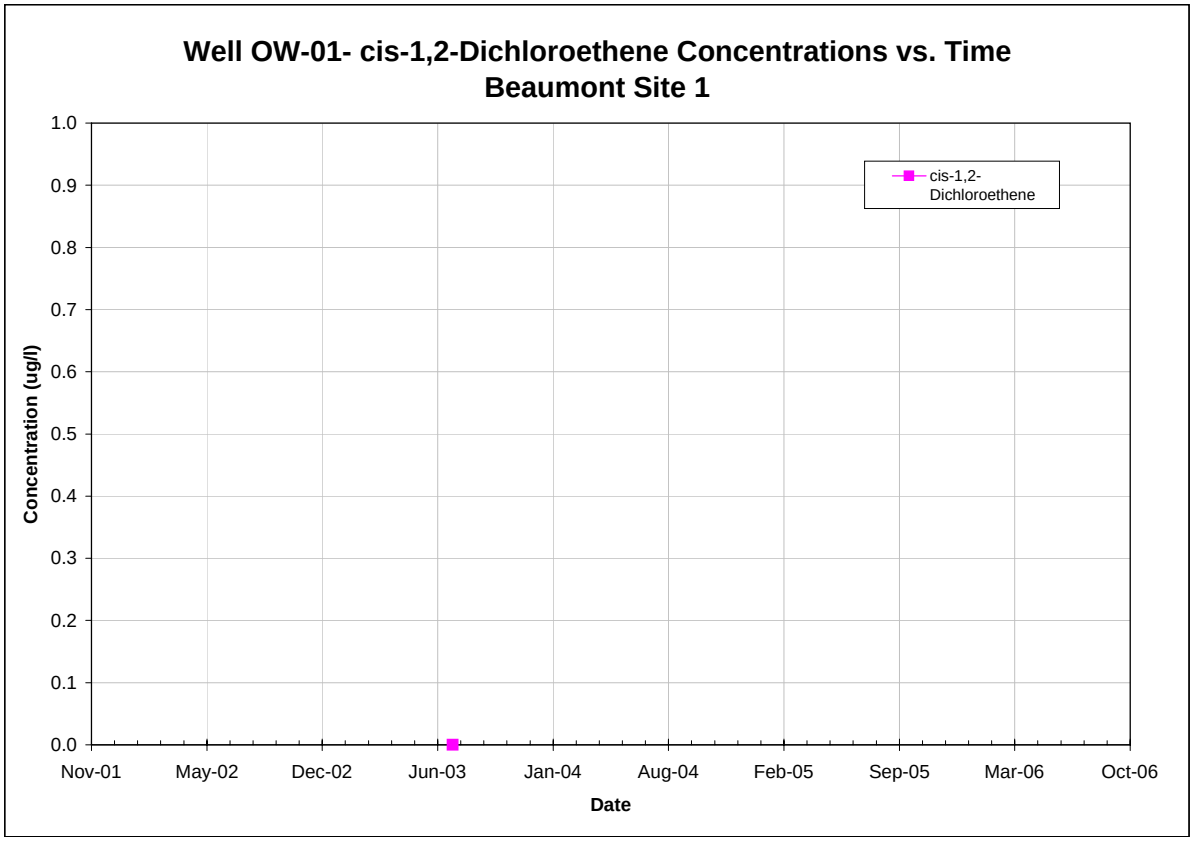

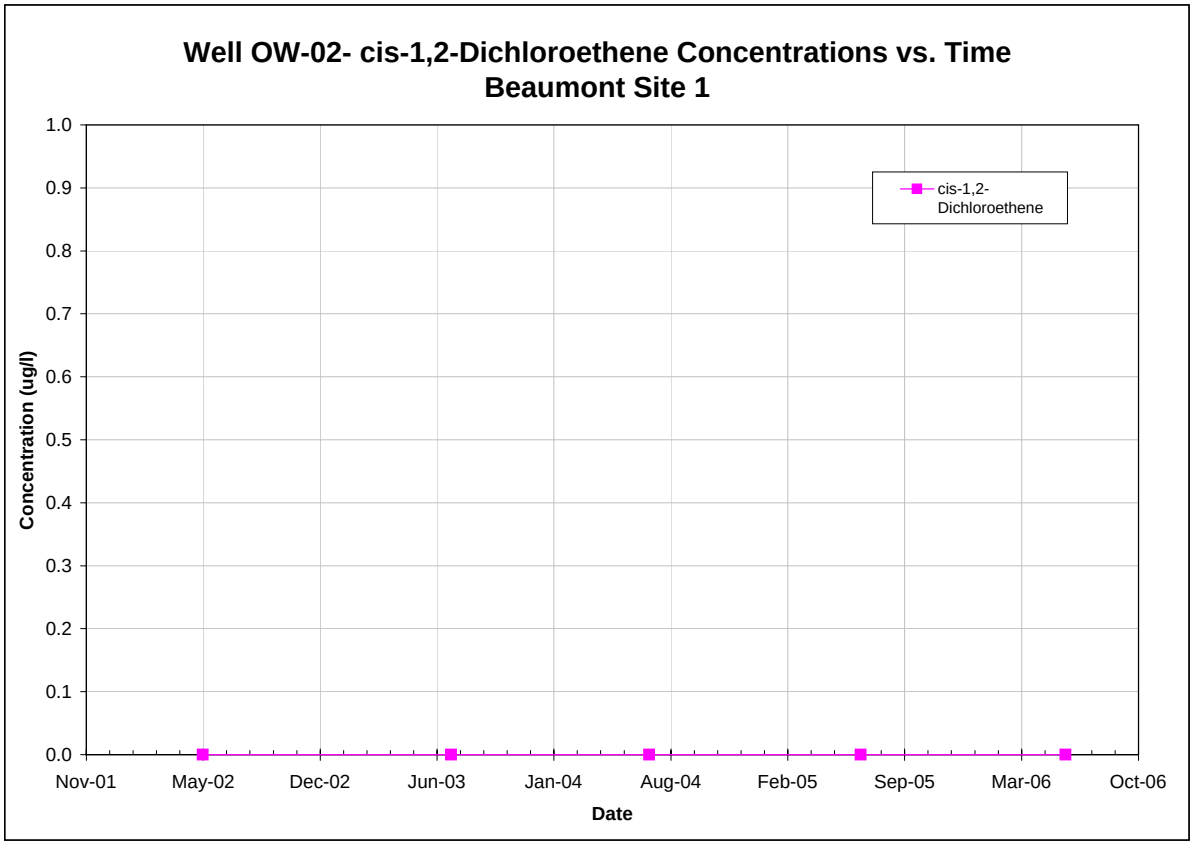

Note: All non-detections are set to zero for graphing purposes.

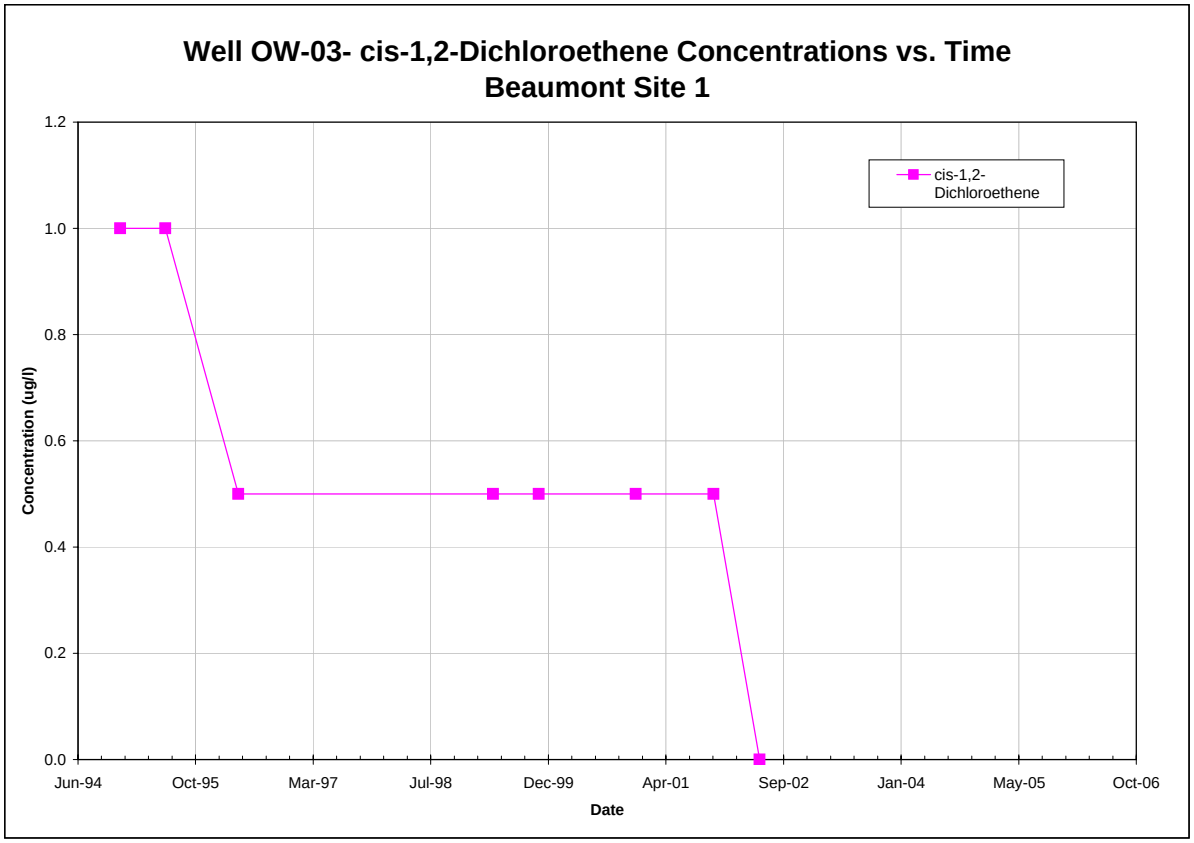

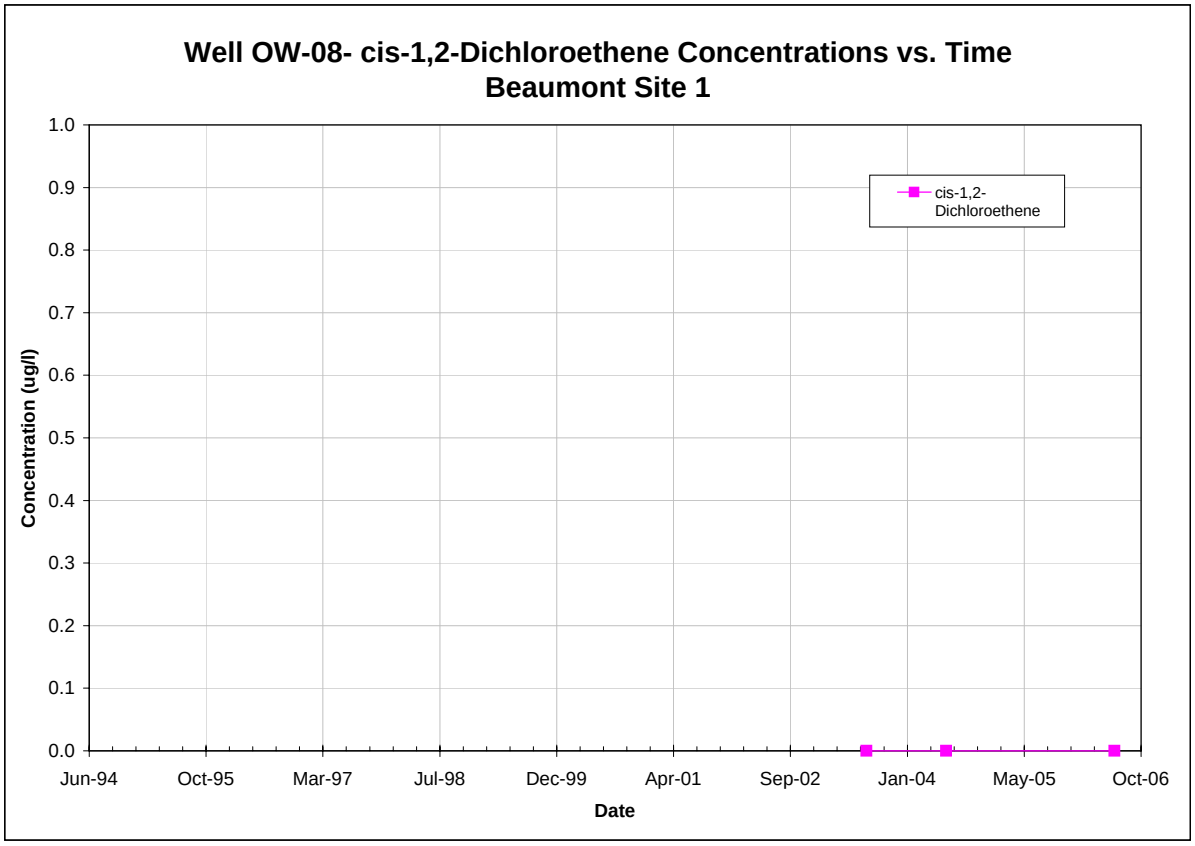

Note: All non-detections are set to zero for graphing purposes.

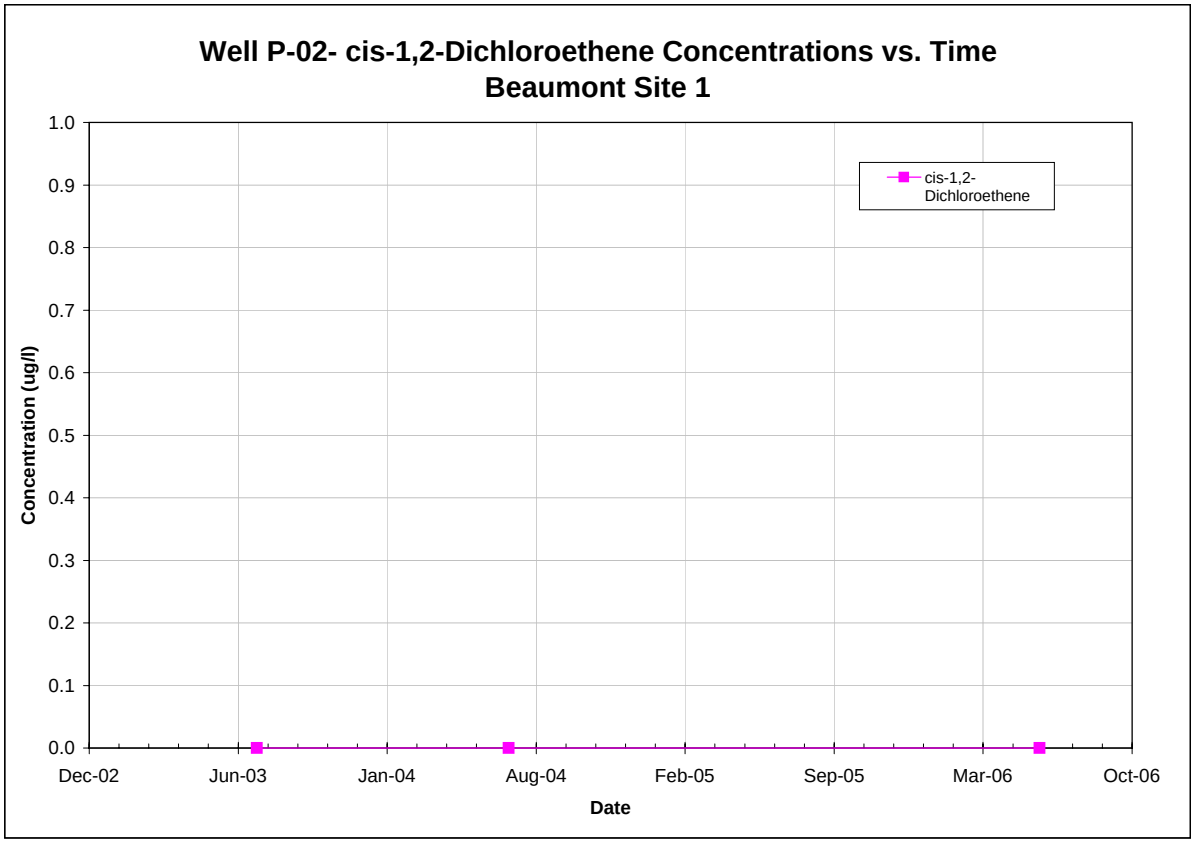

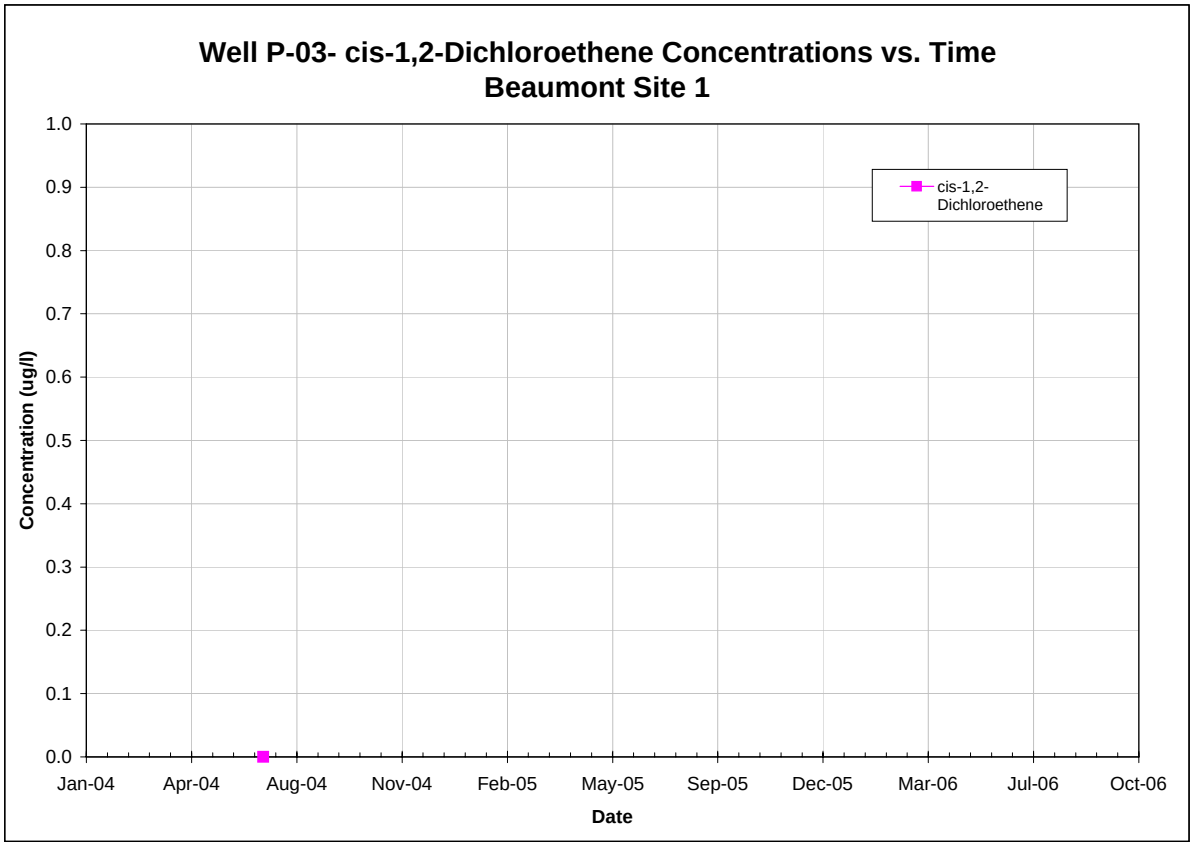

Note: All non-detections are set to zero for graphing purposes.

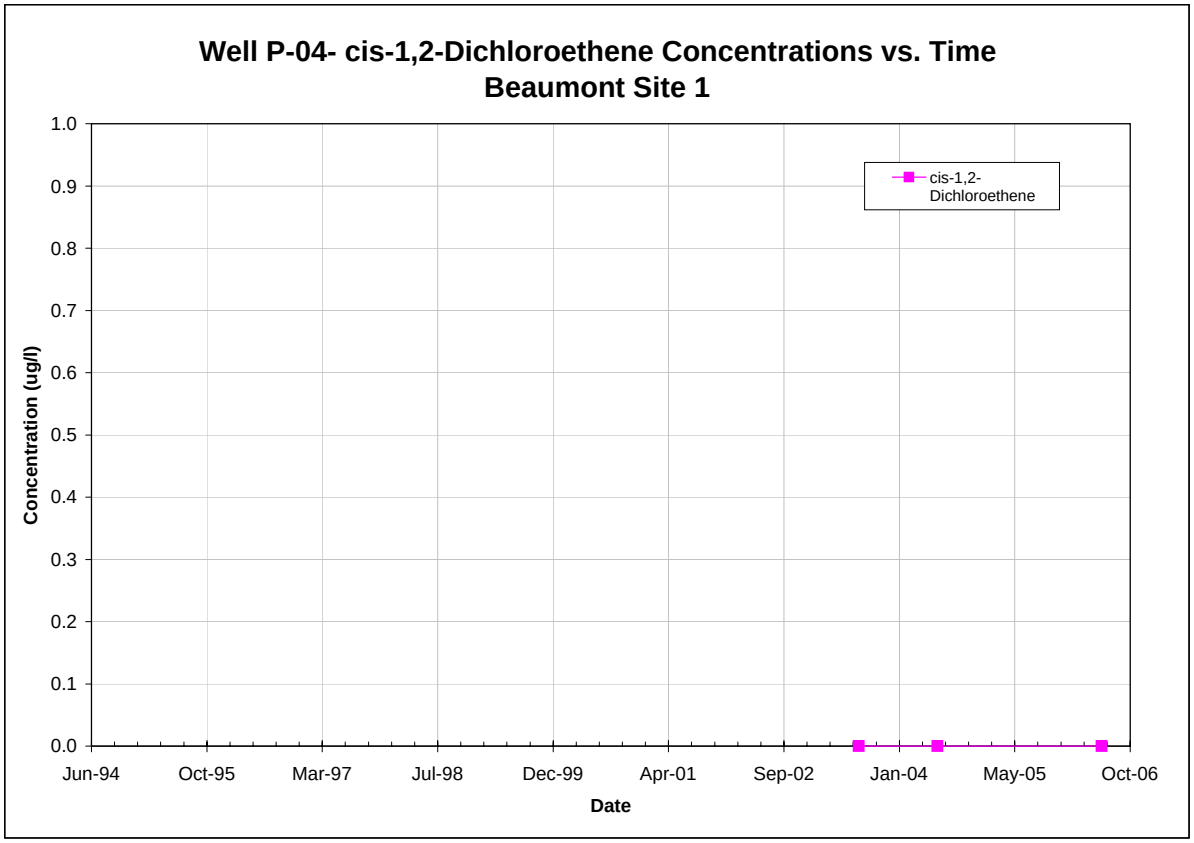

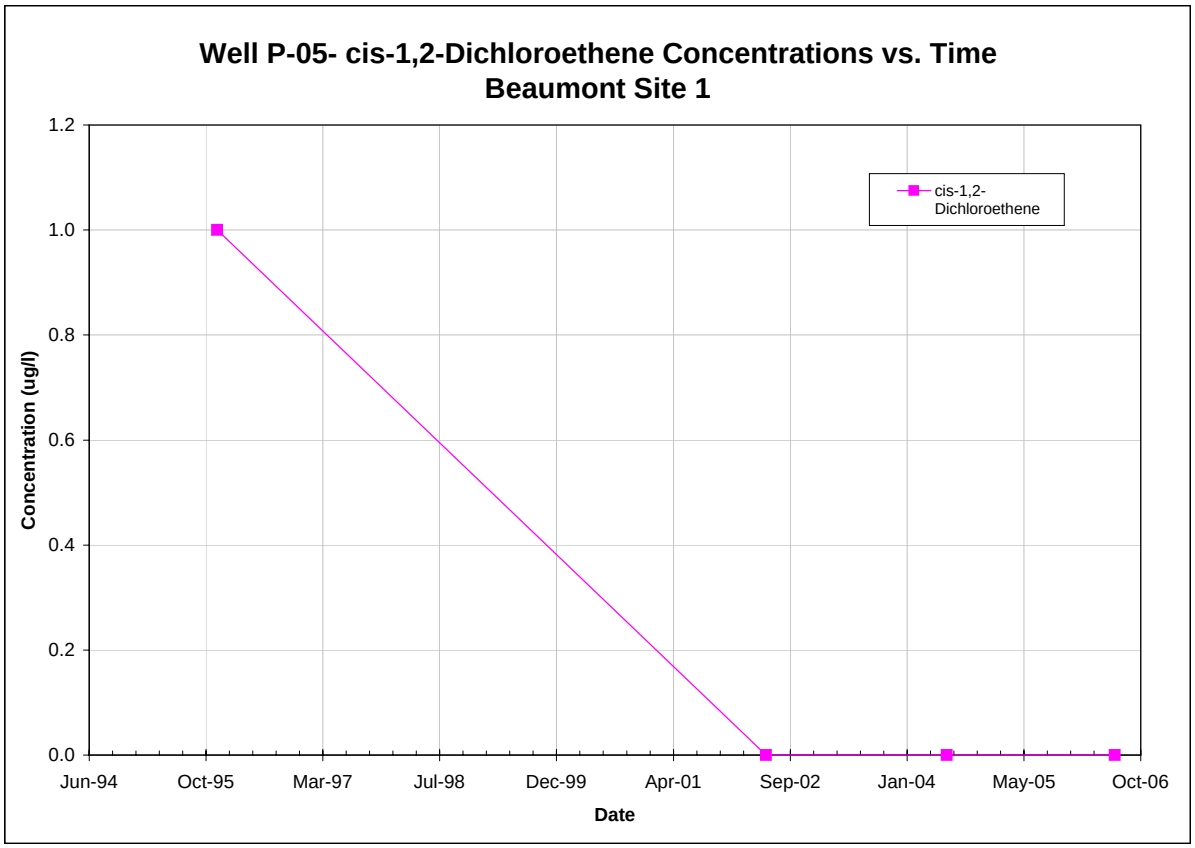

Note: All non-detections are set to zero for graphing purposes.

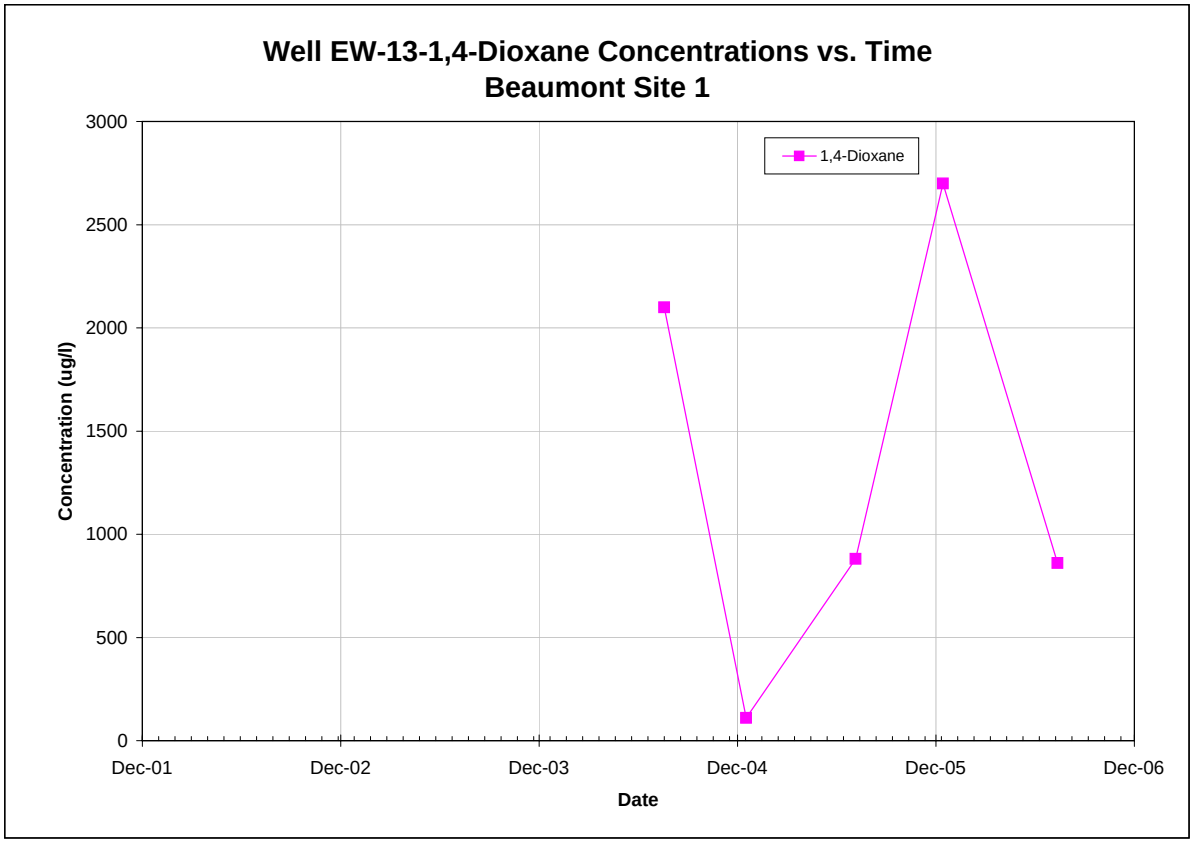

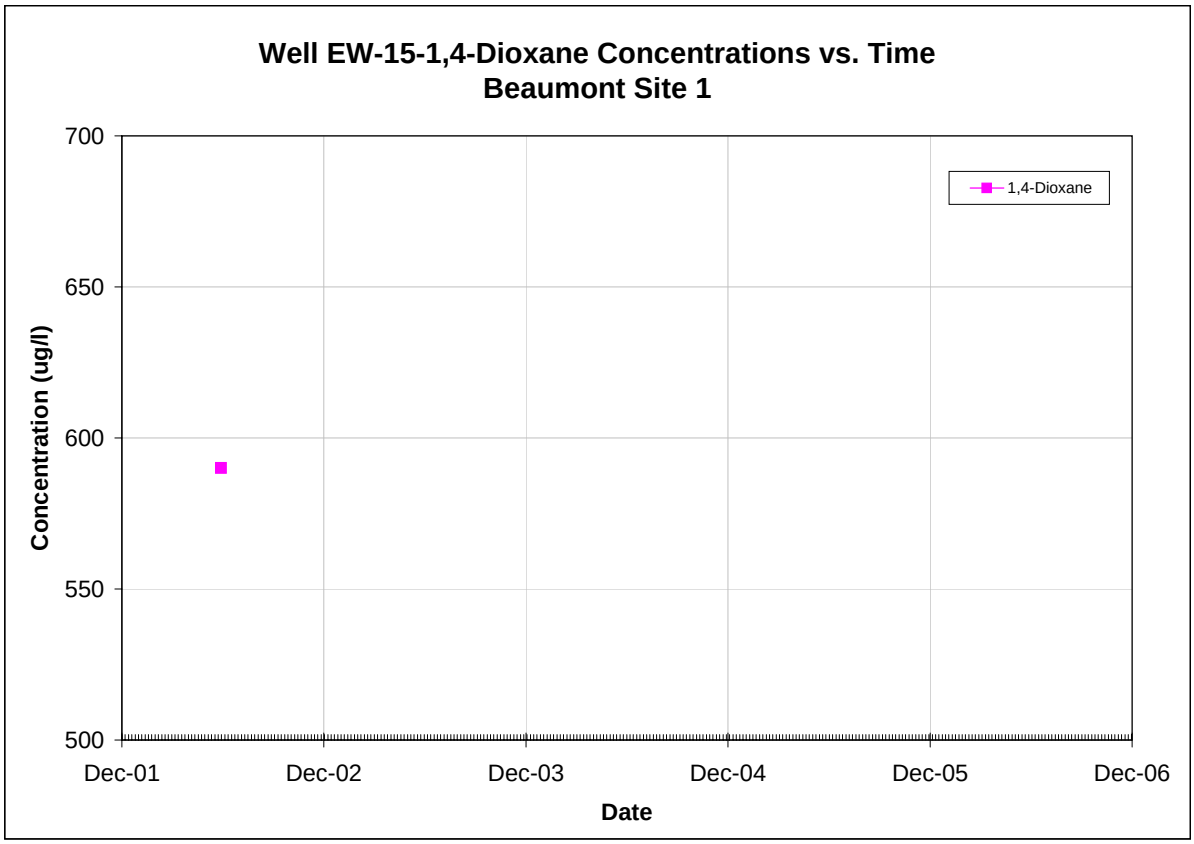

Note: All non-detections are set to zero for graphing purposes.

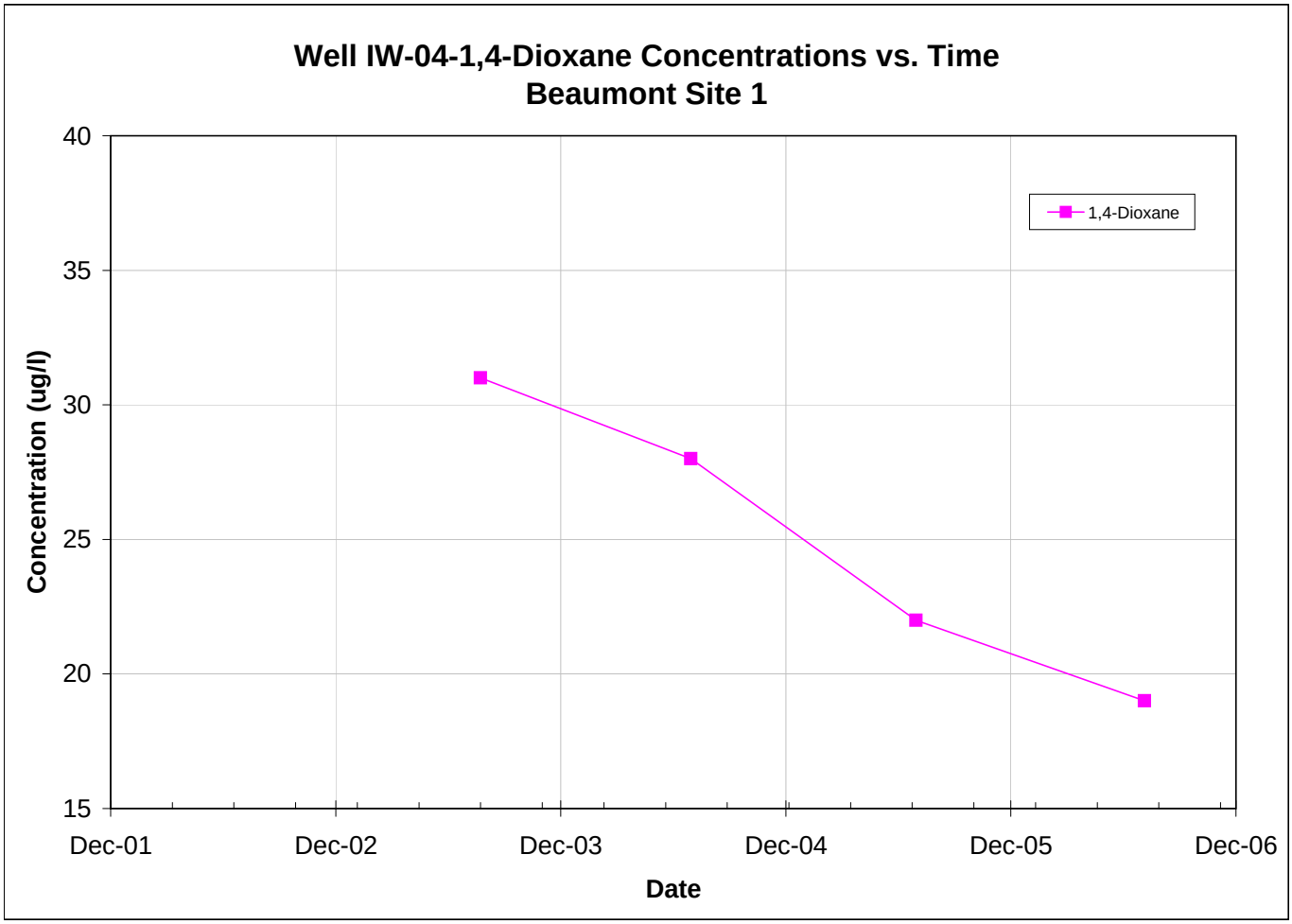

Note: All non-detections are set to zero for graphing purposes.

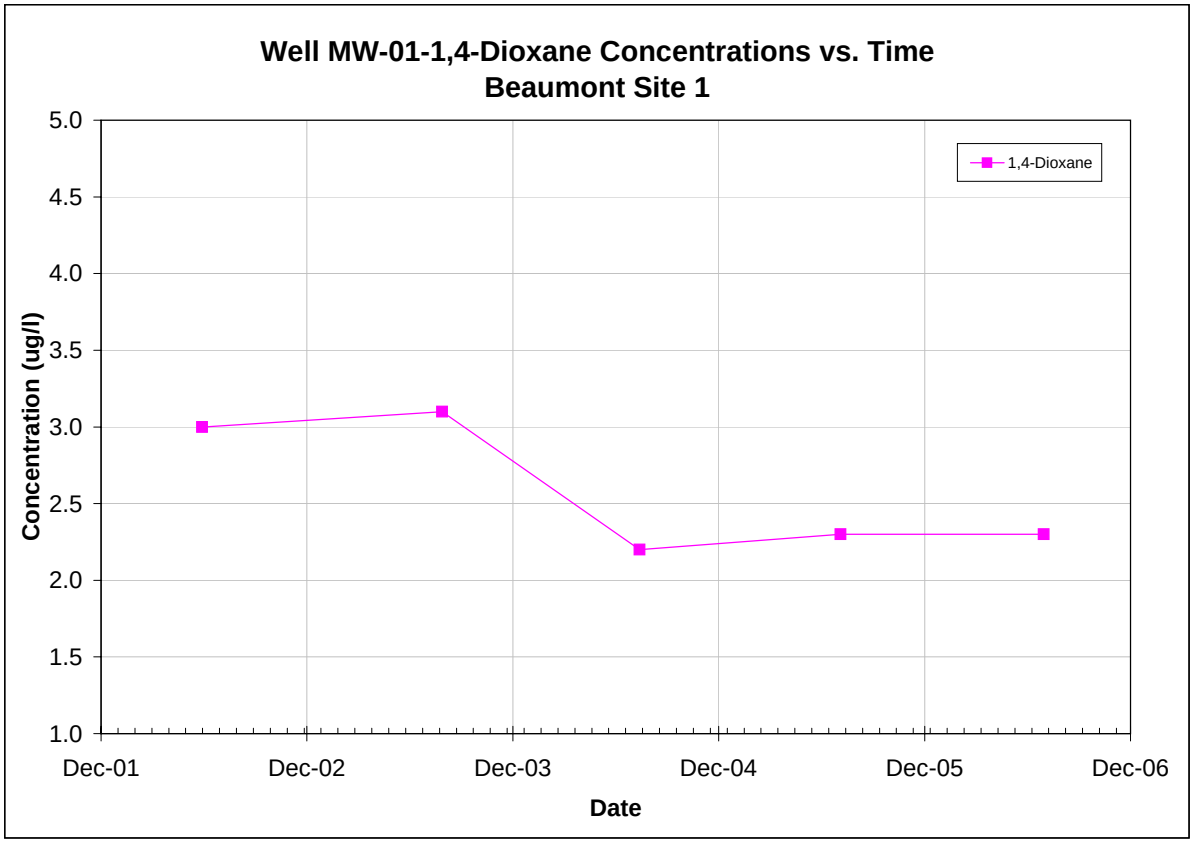

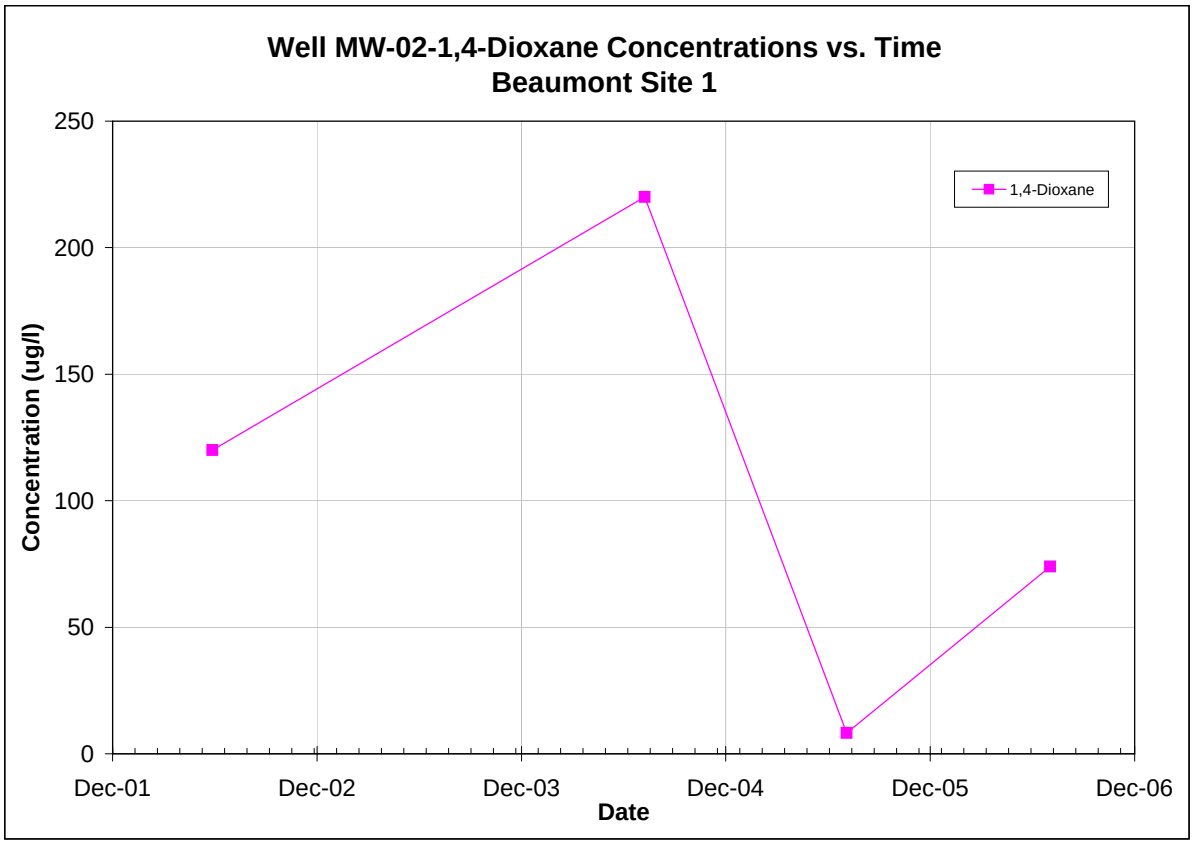

Note: All non-detections are set to zero for graphing purposes.

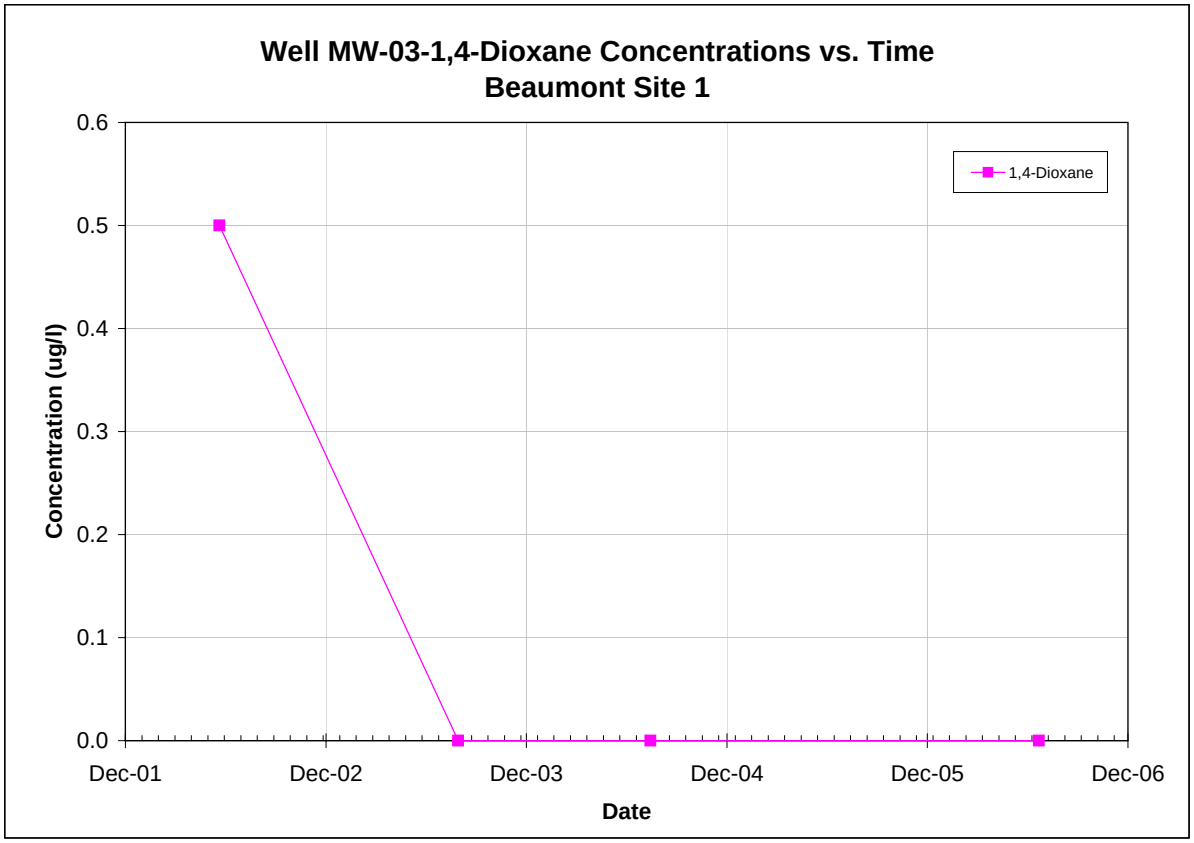

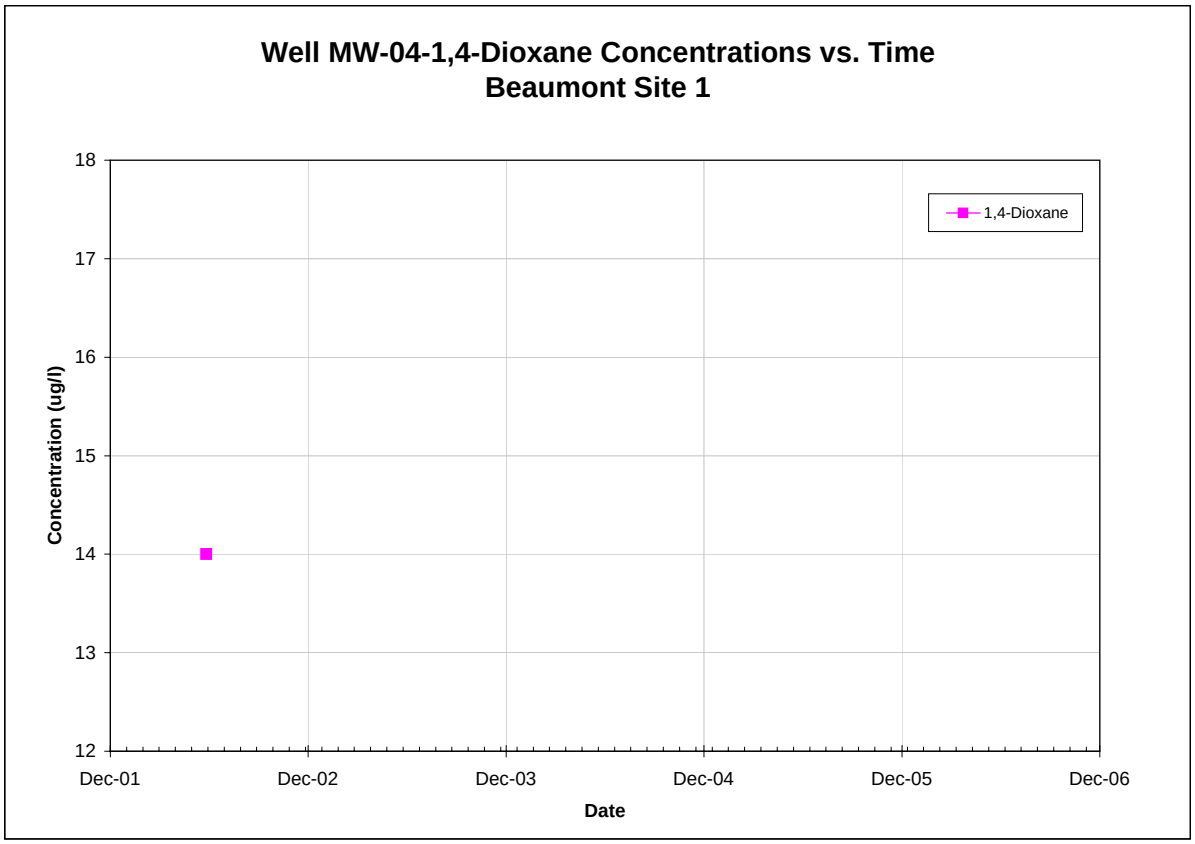

Note: All non-detections are set to zero for graphing purposes.

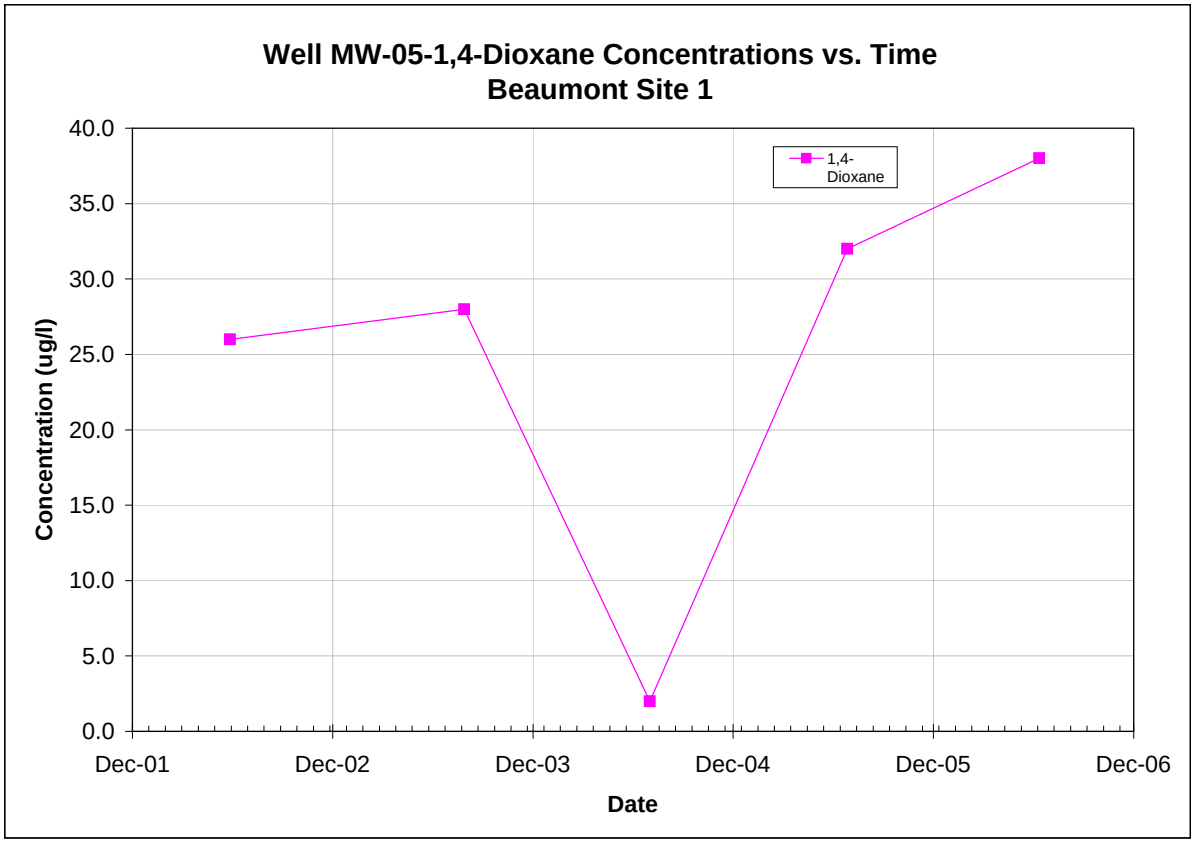

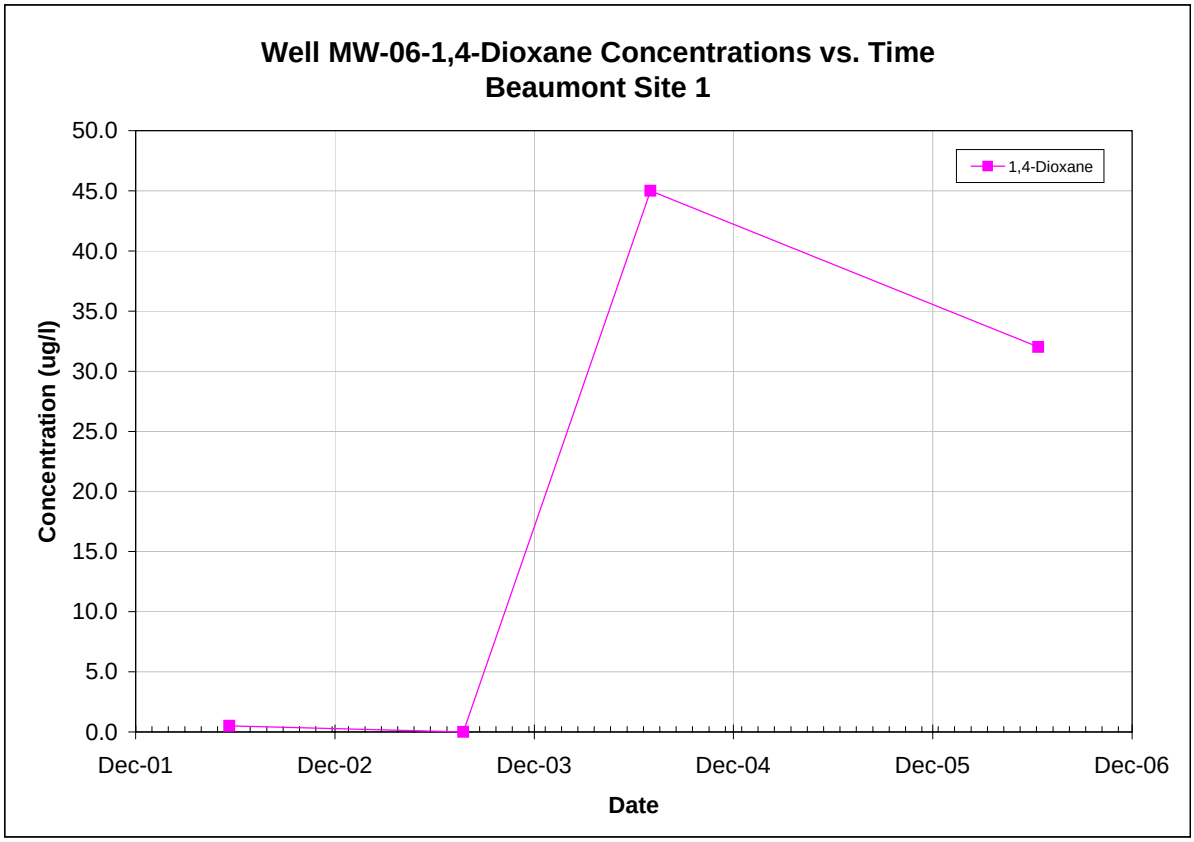

Note: All non-detections are set to zero for graphing purposes.

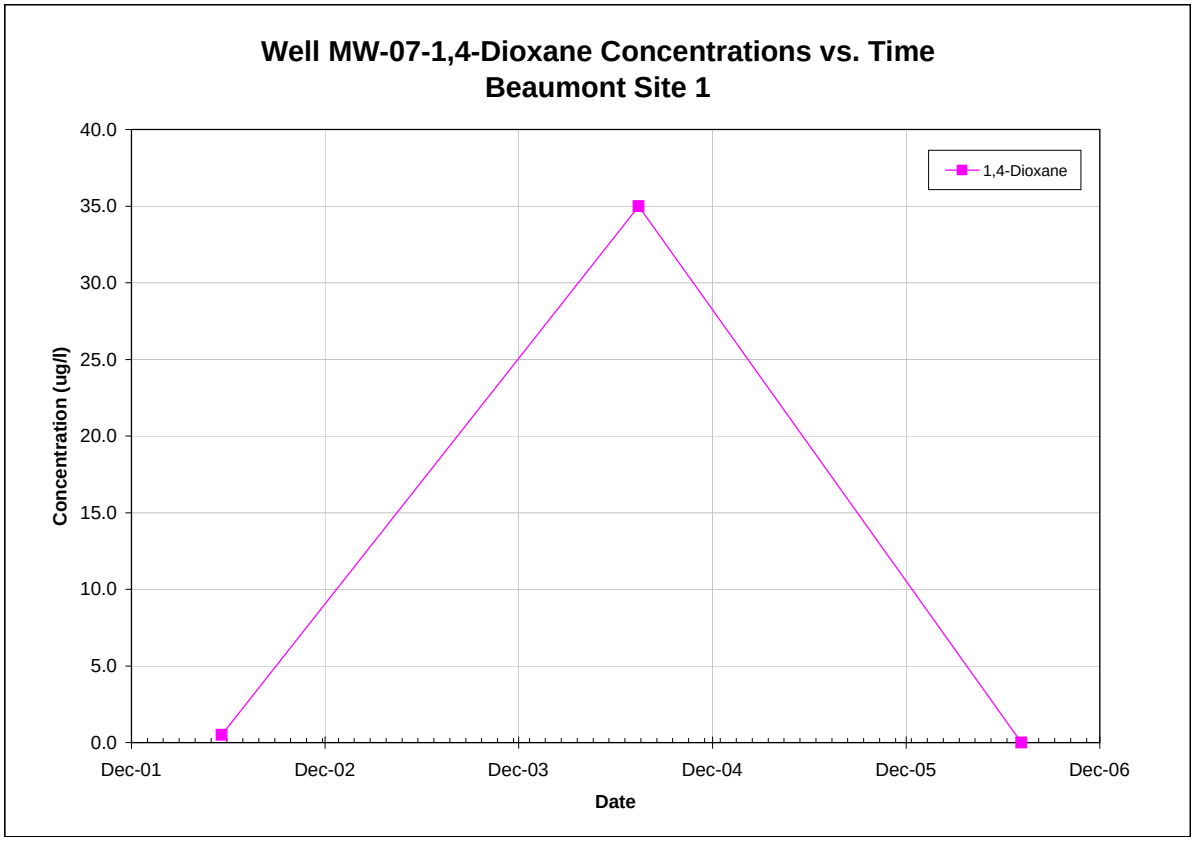

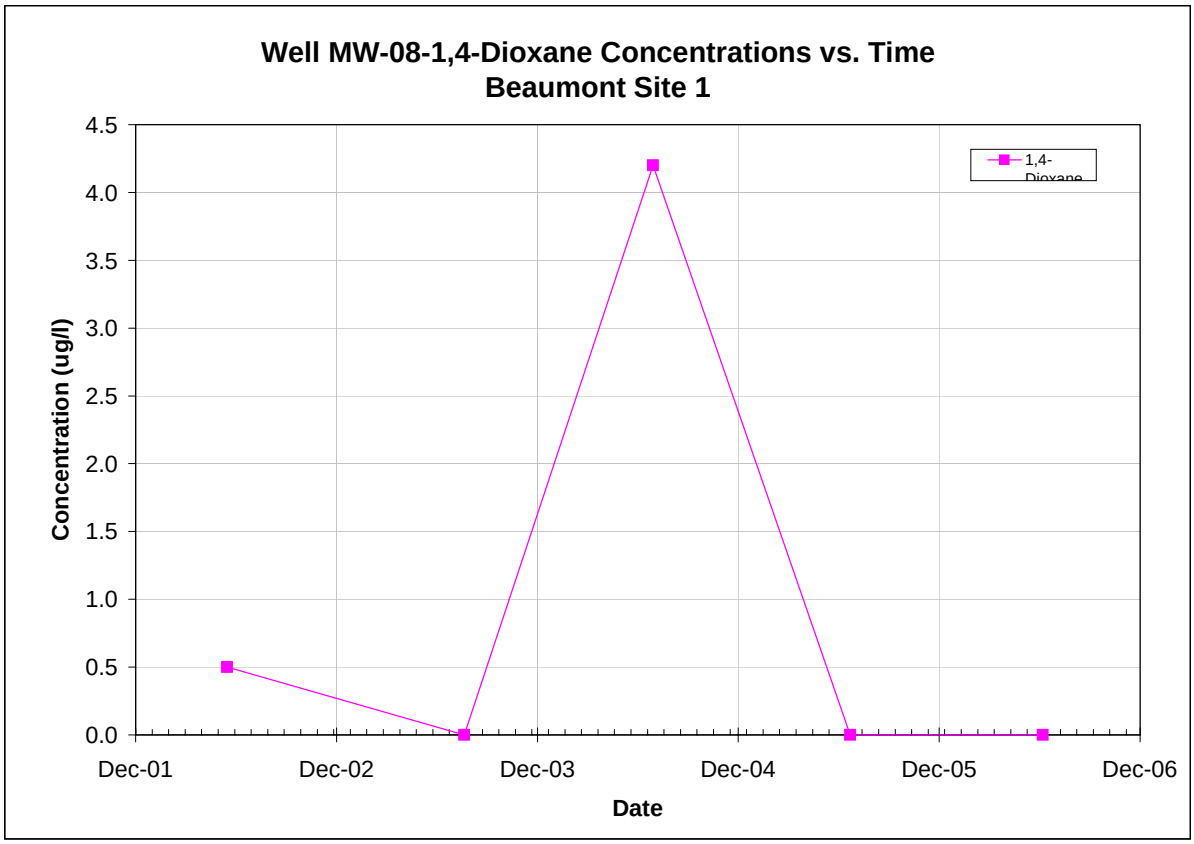

Note: All non-detections are set to zero for graphing purposes.

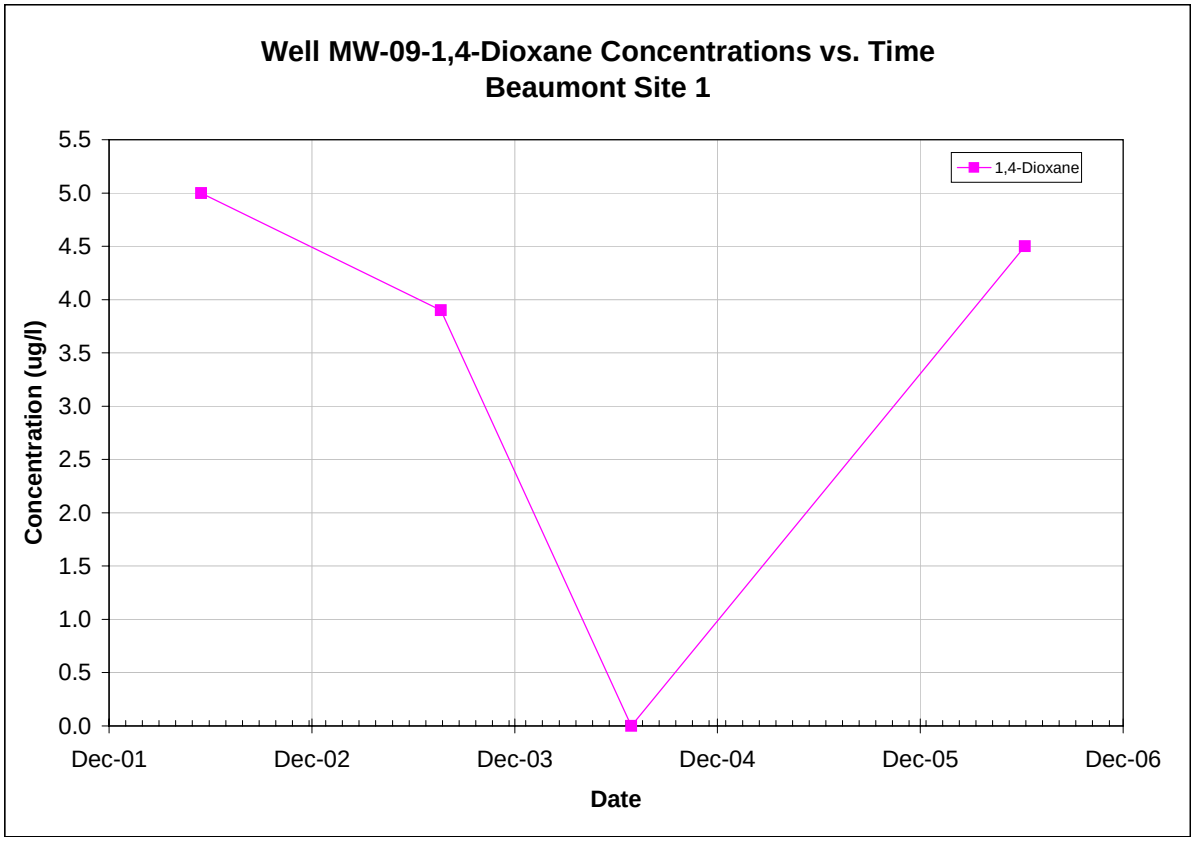

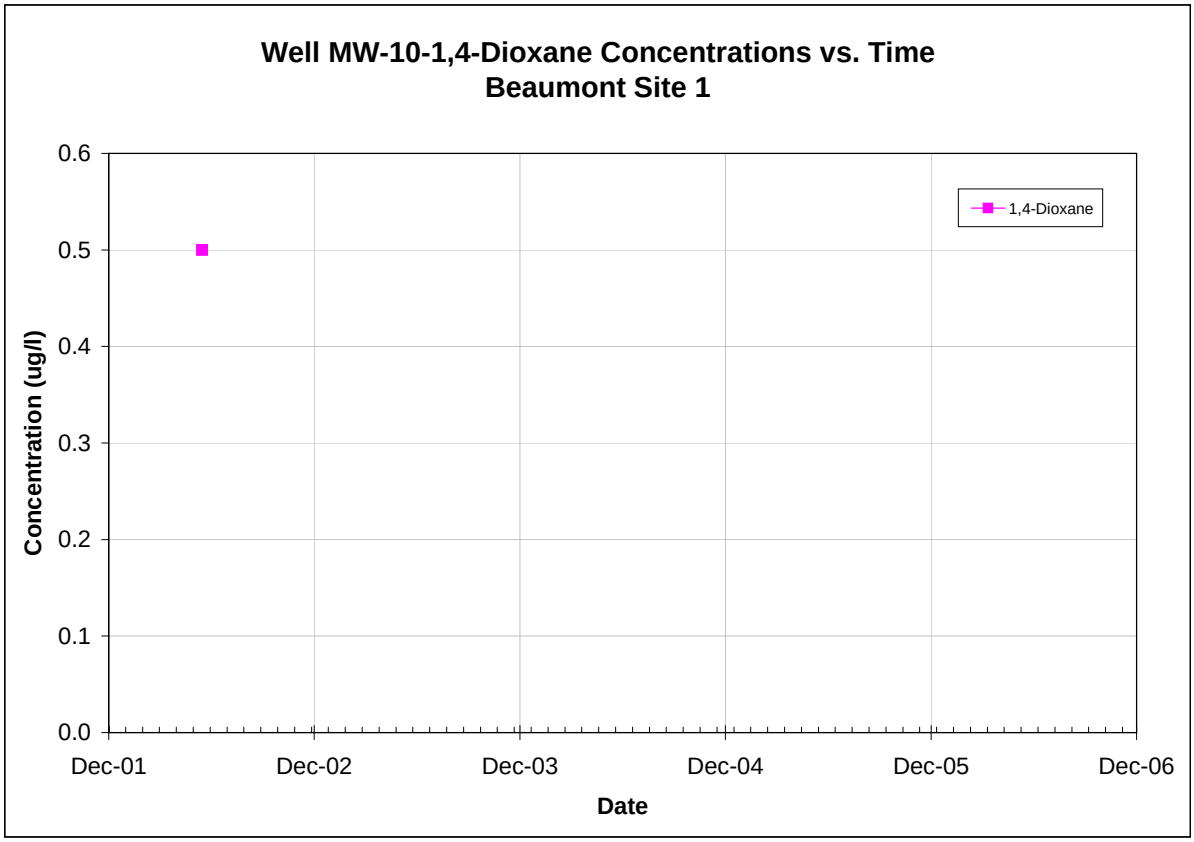

Note: All non-detections are set to zero for graphing purposes.

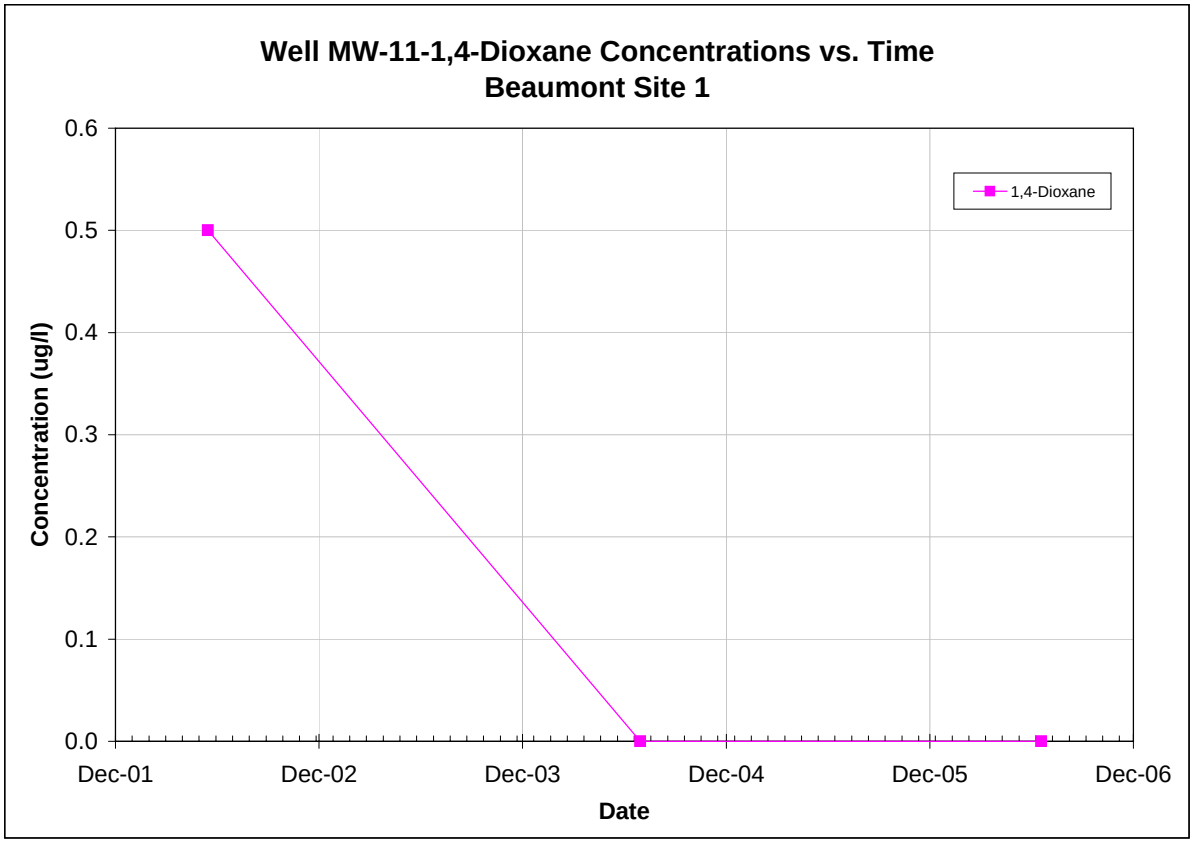

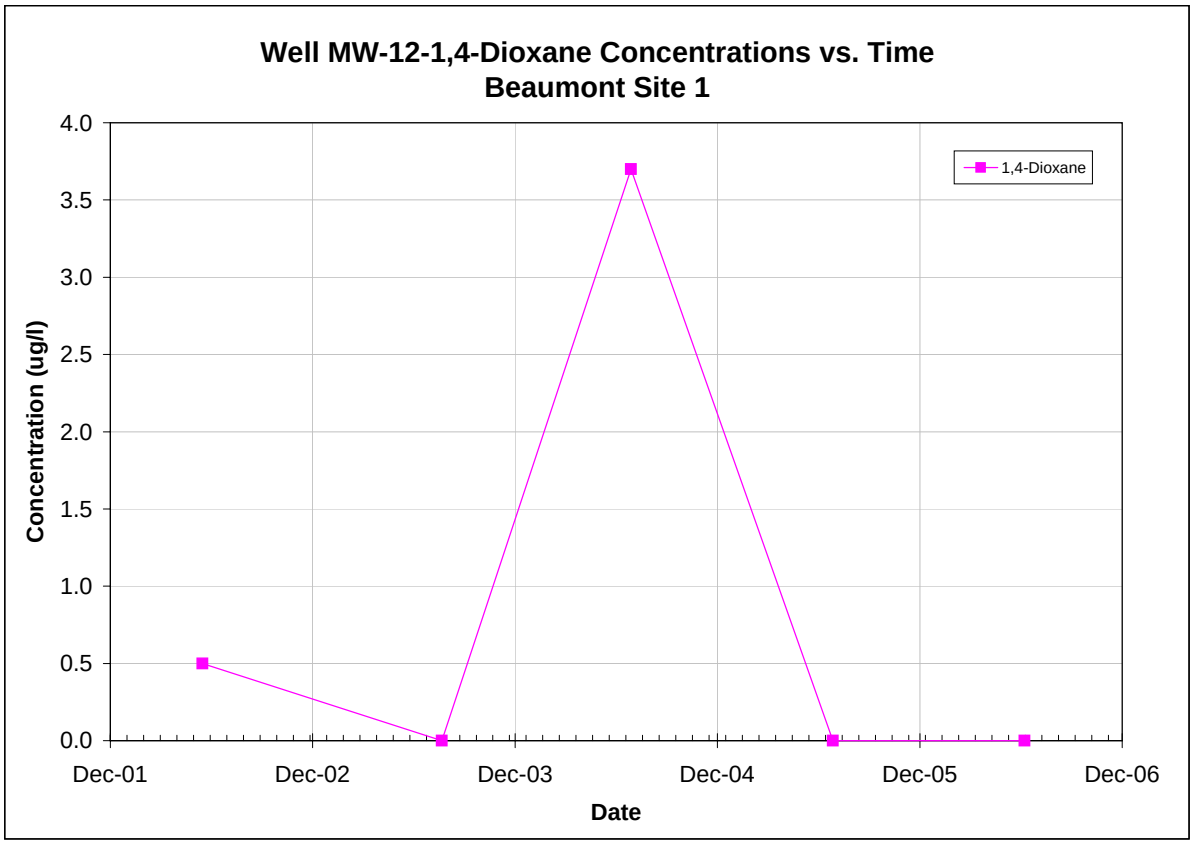

Note: All non-detections are set to zero for graphing purposes.

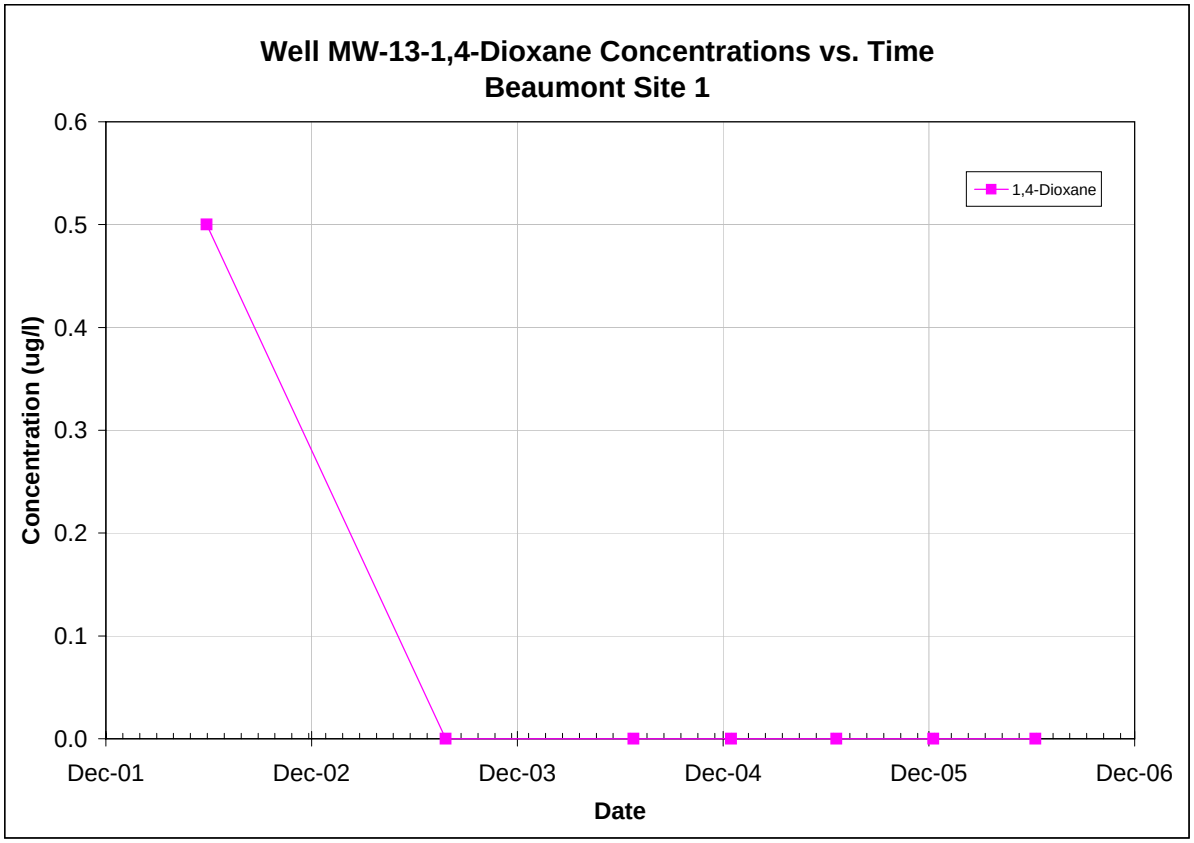

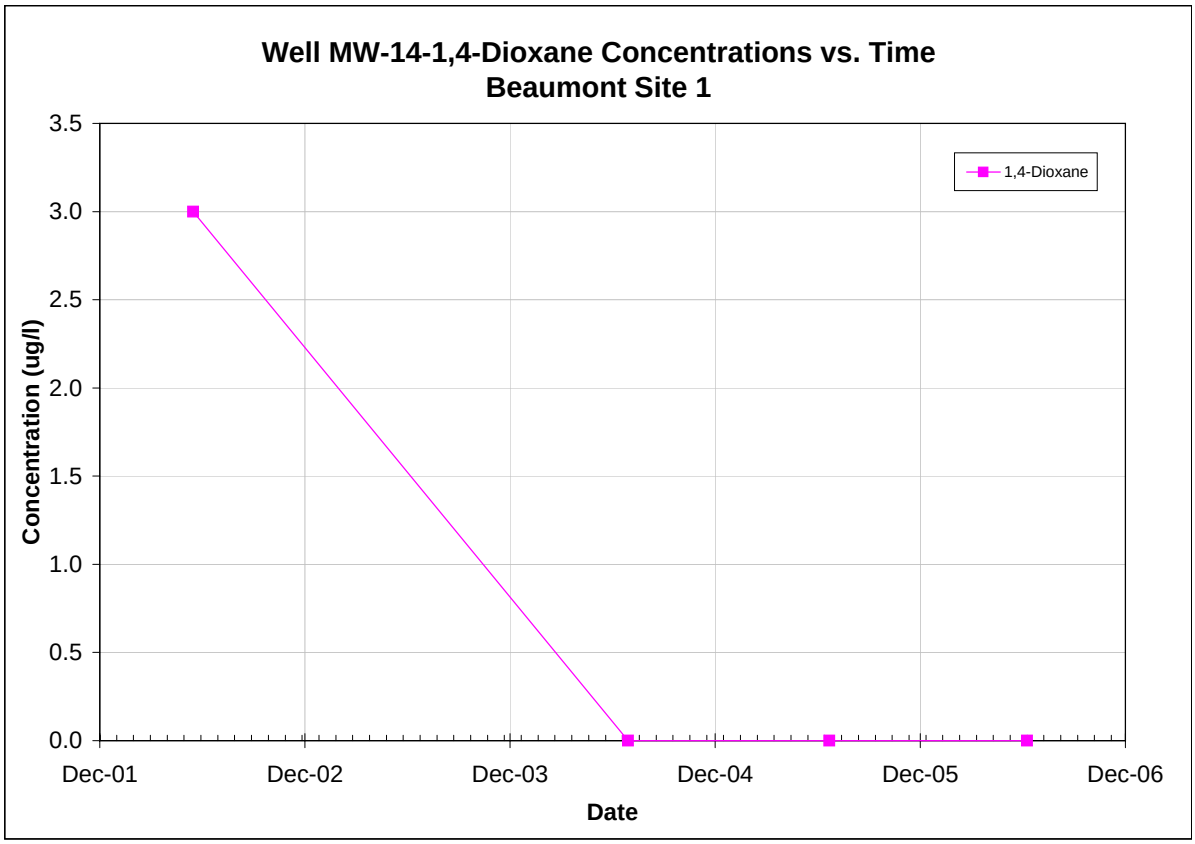

Note: All non-detections are set to zero for graphing purposes.

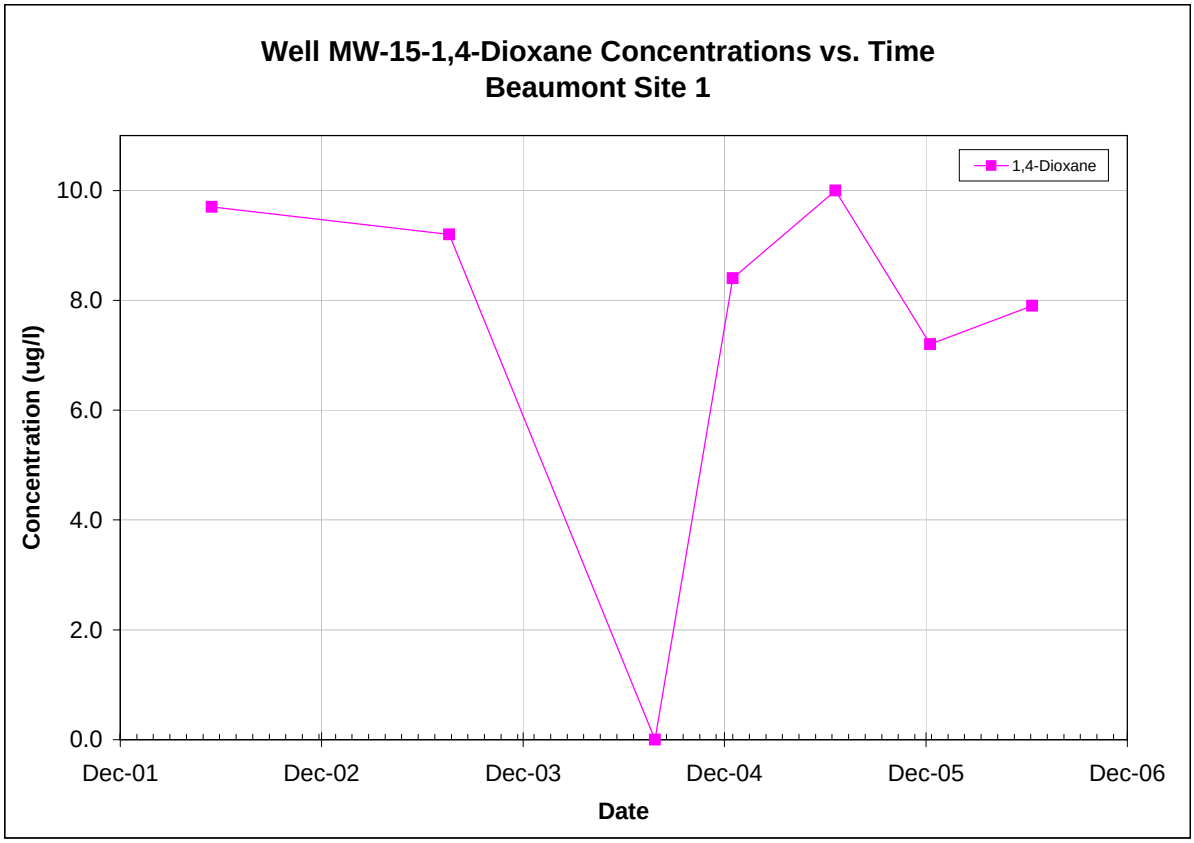

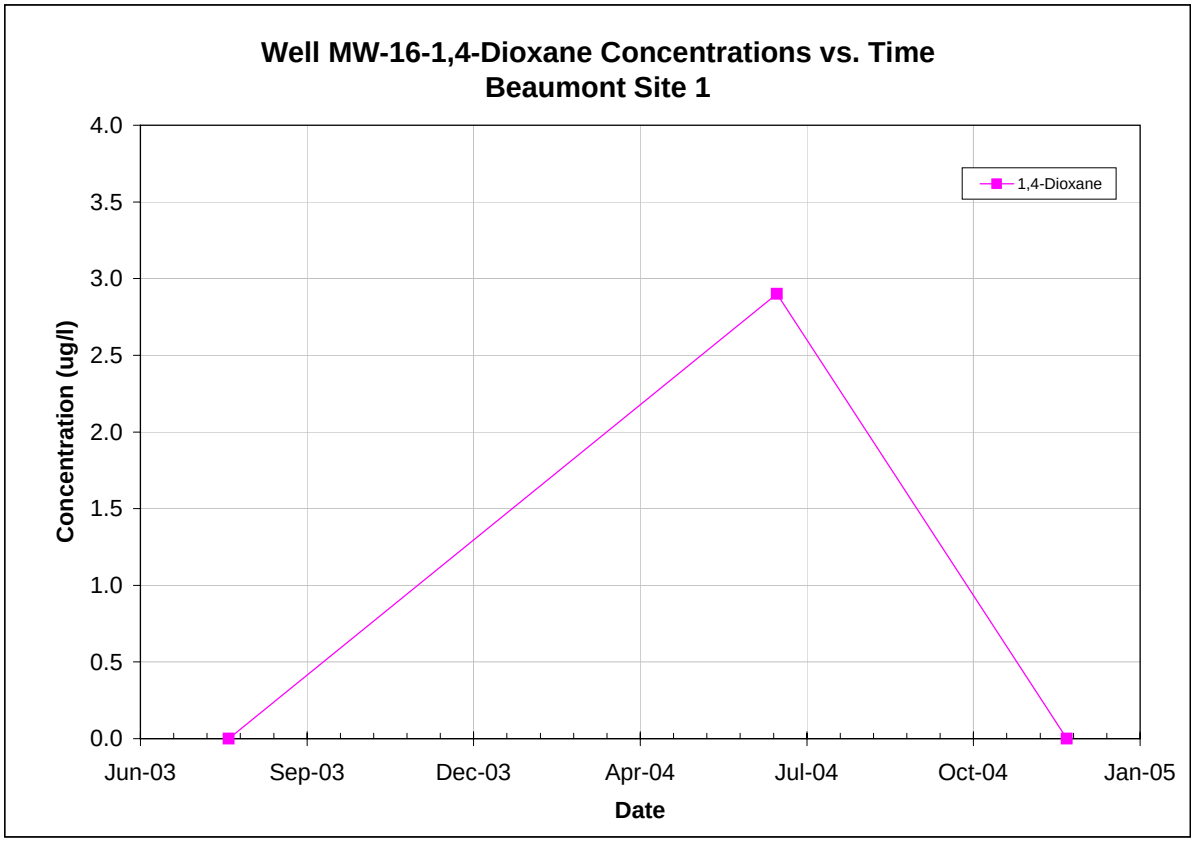

Note: All non-detections are set to zero for graphing purposes.

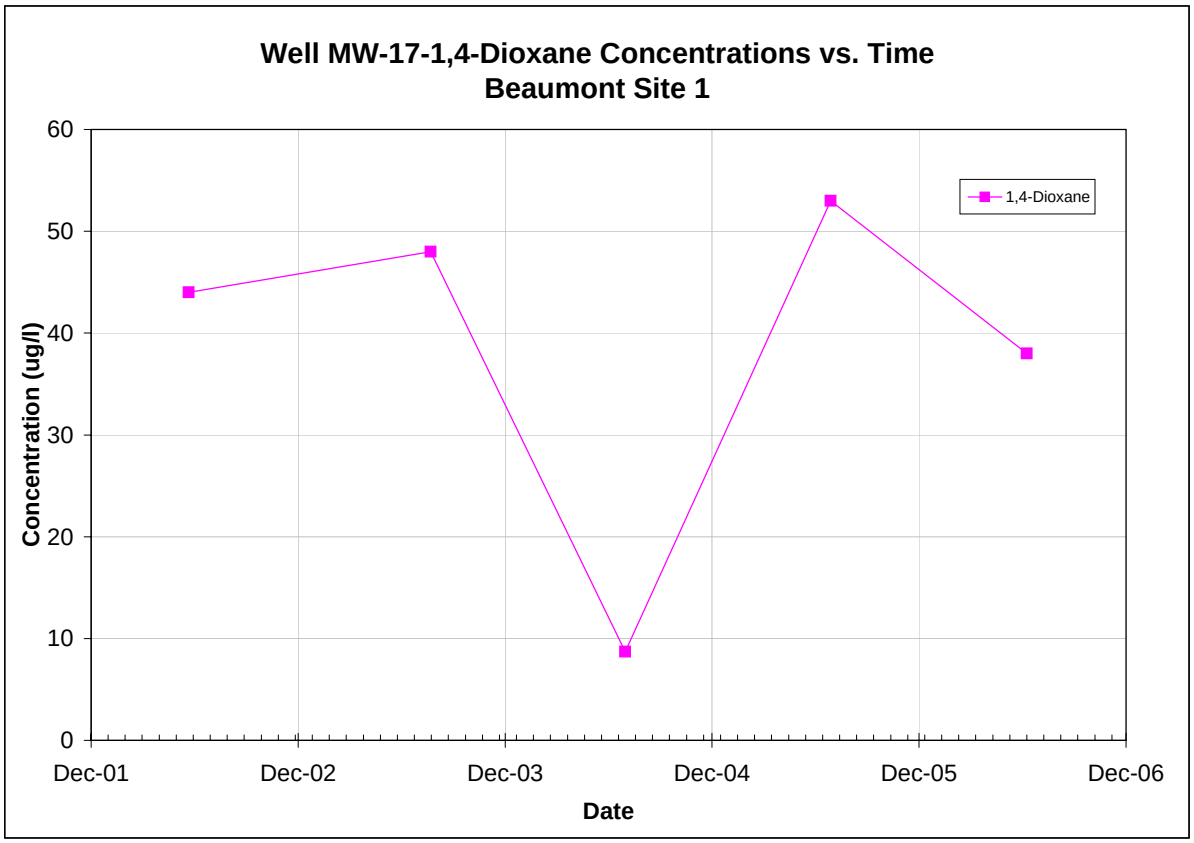

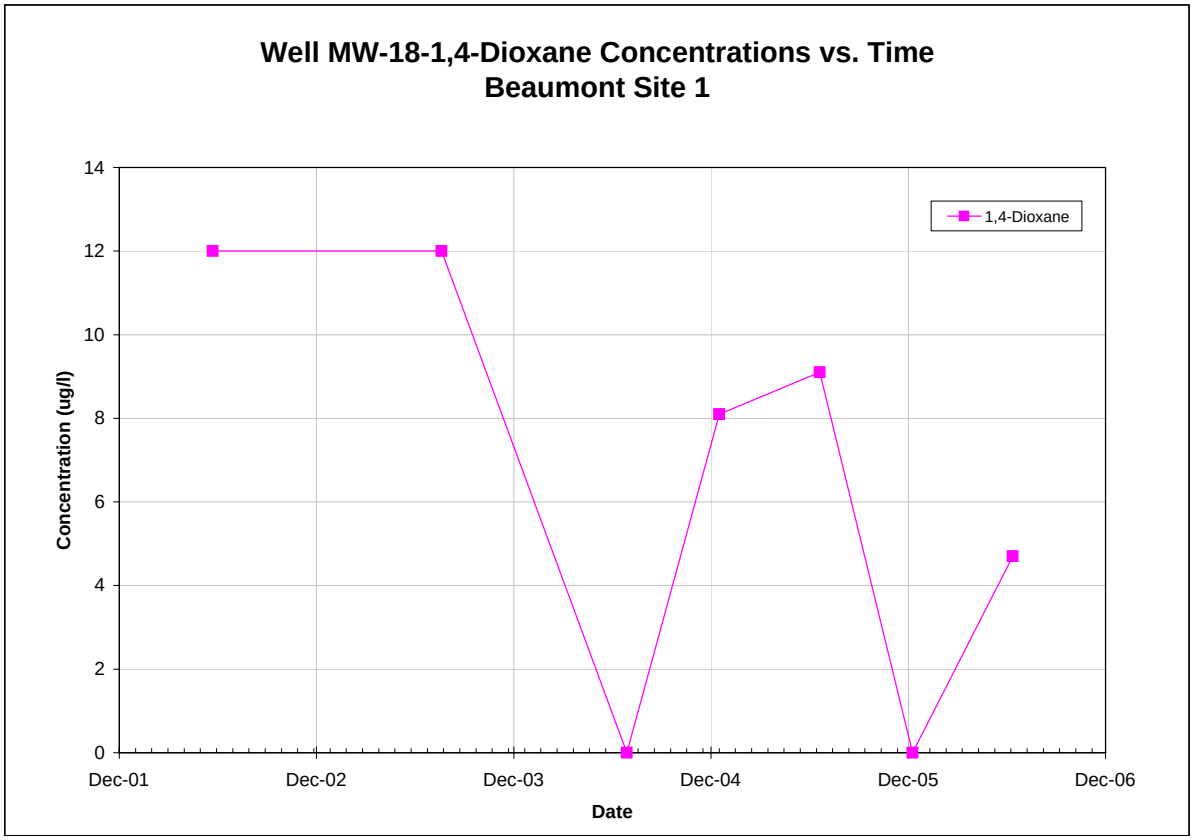

Note: All non-detections are set to zero for graphing purposes.

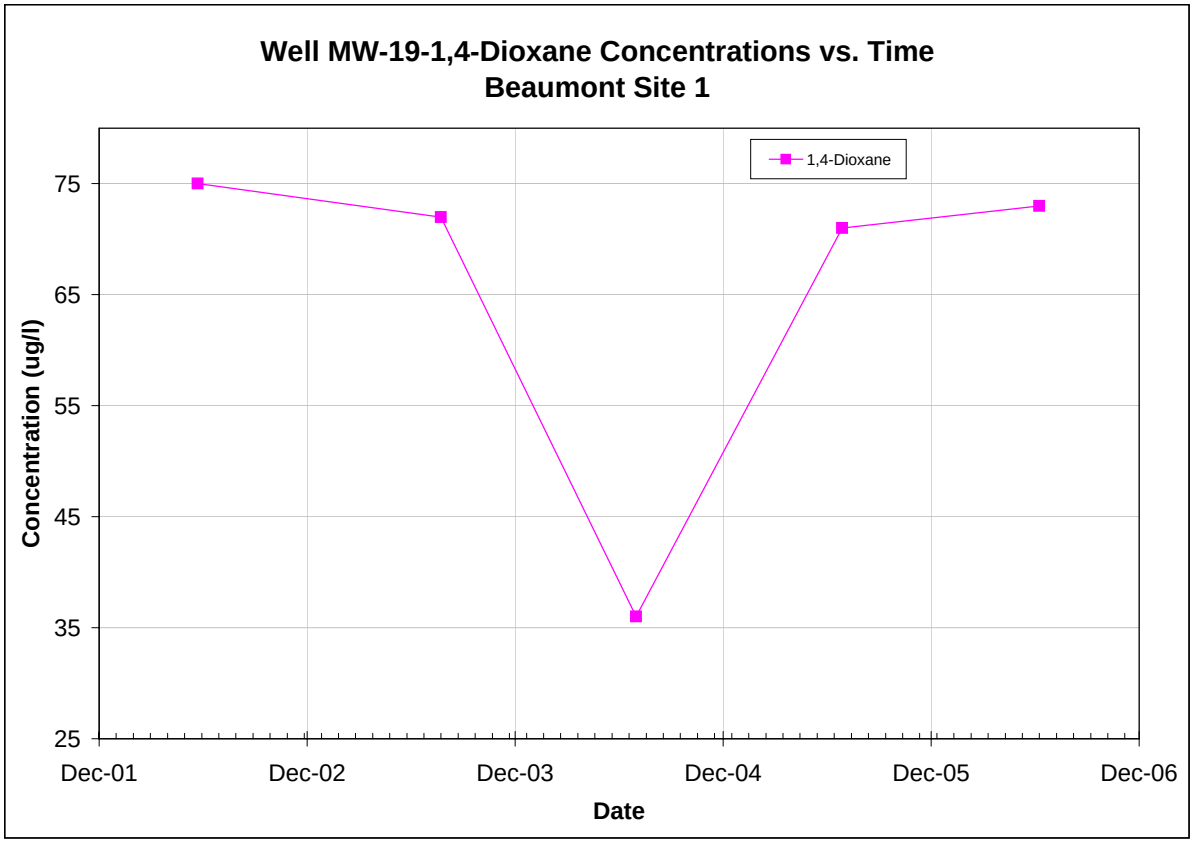

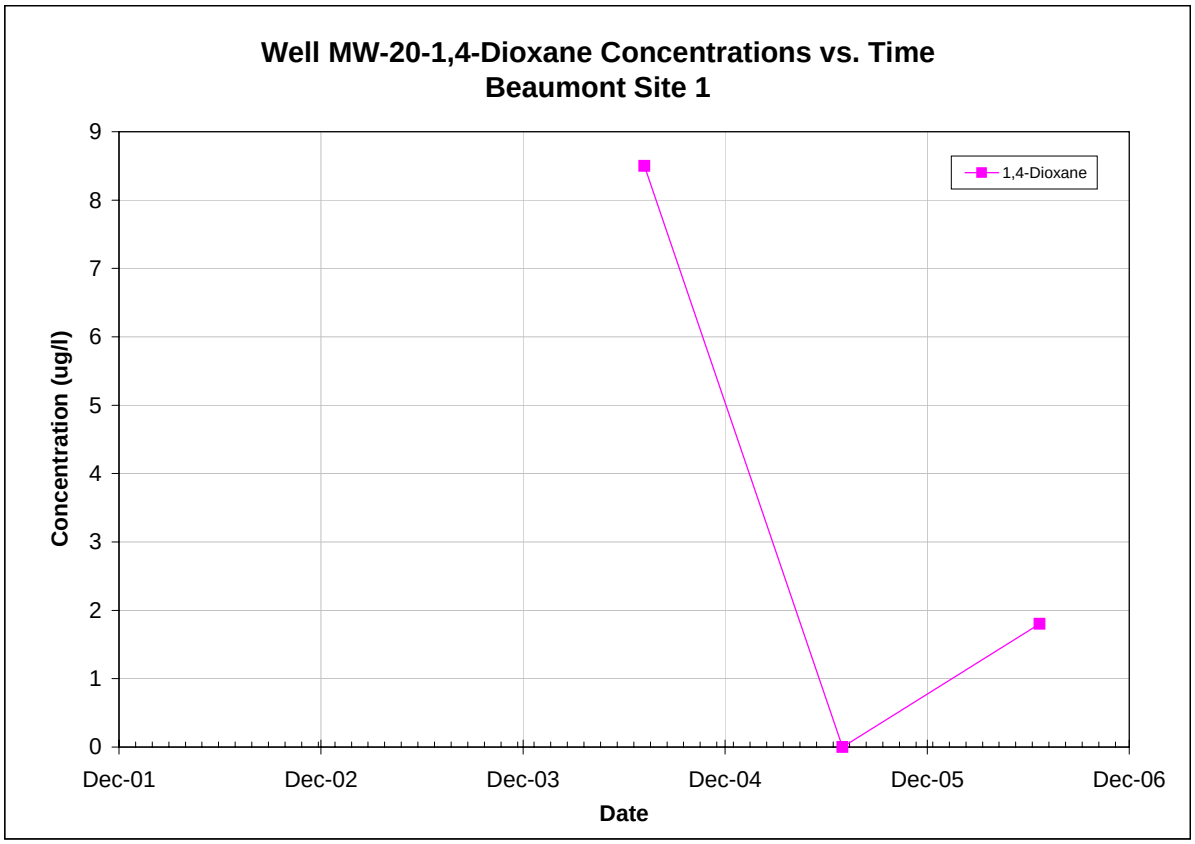

Note: All non-detections are set to zero for graphing purposes.

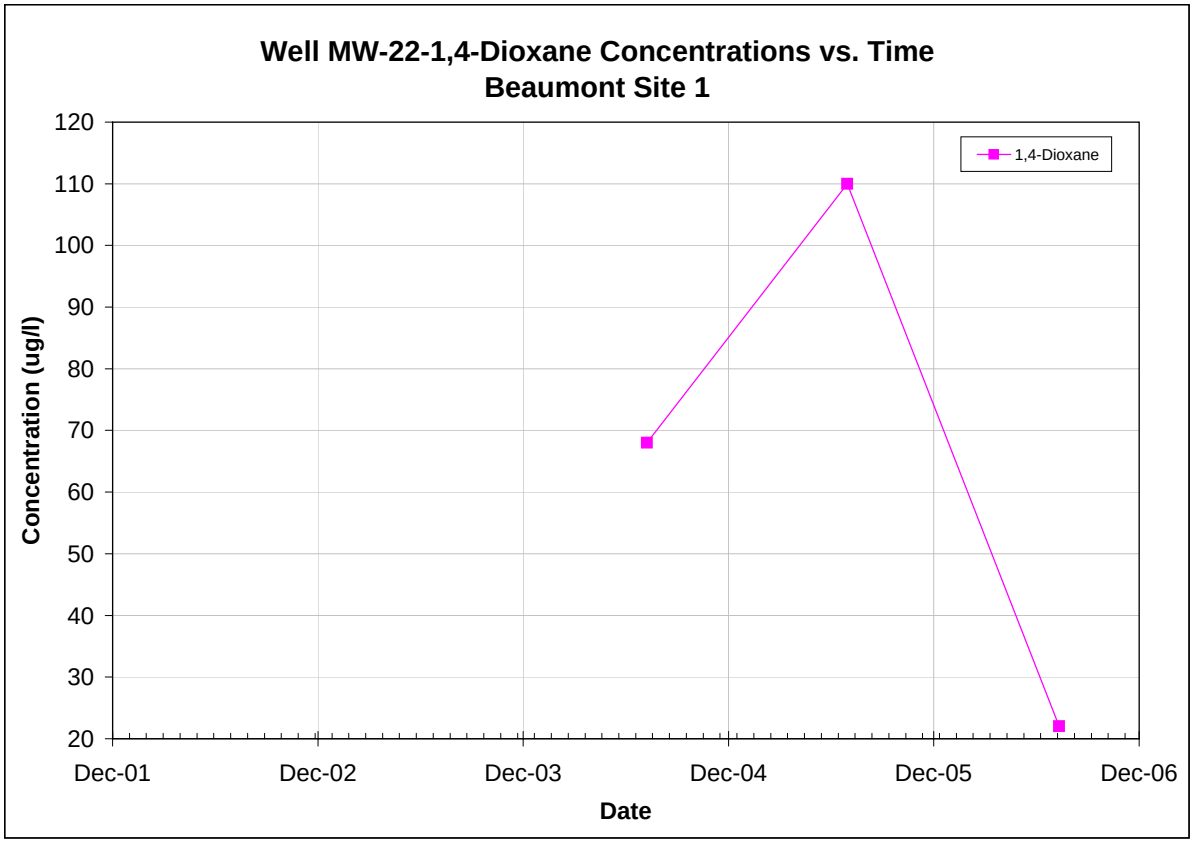

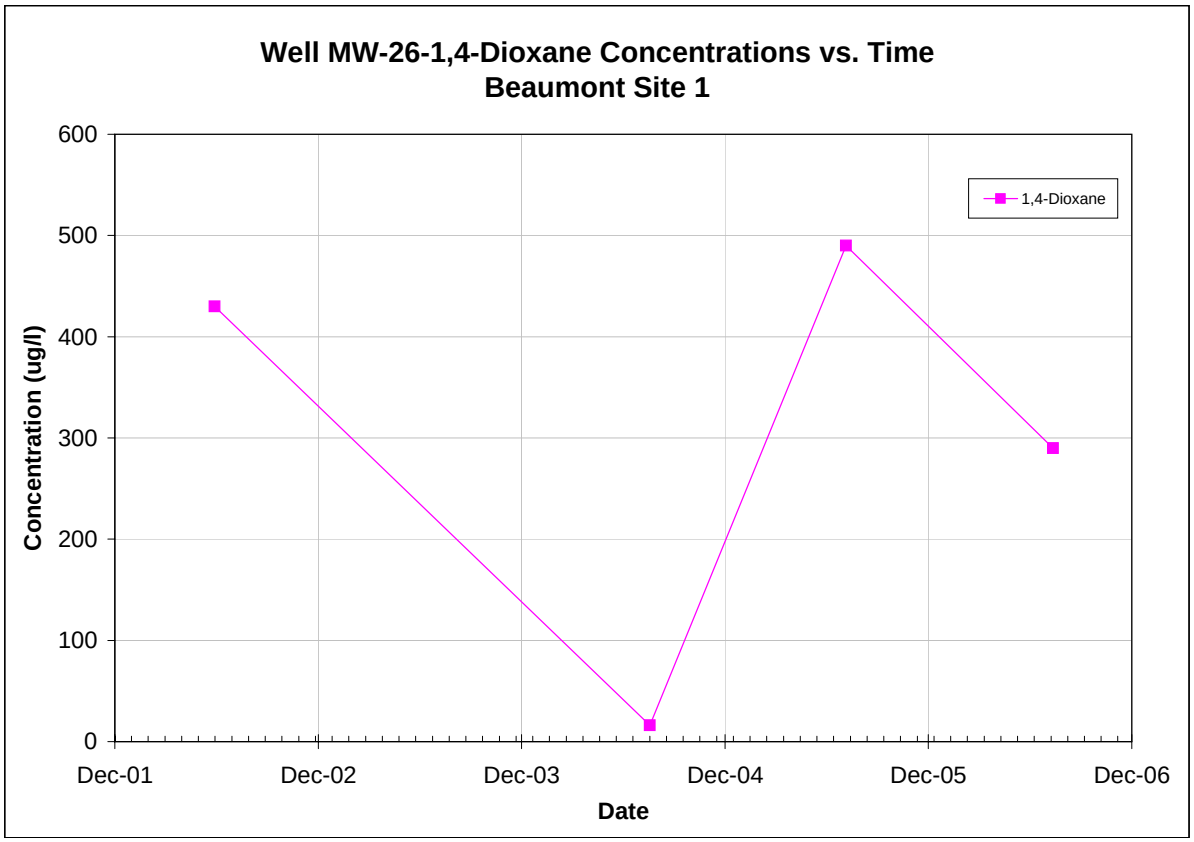

Note: All non-detections are set to zero for graphing purposes.

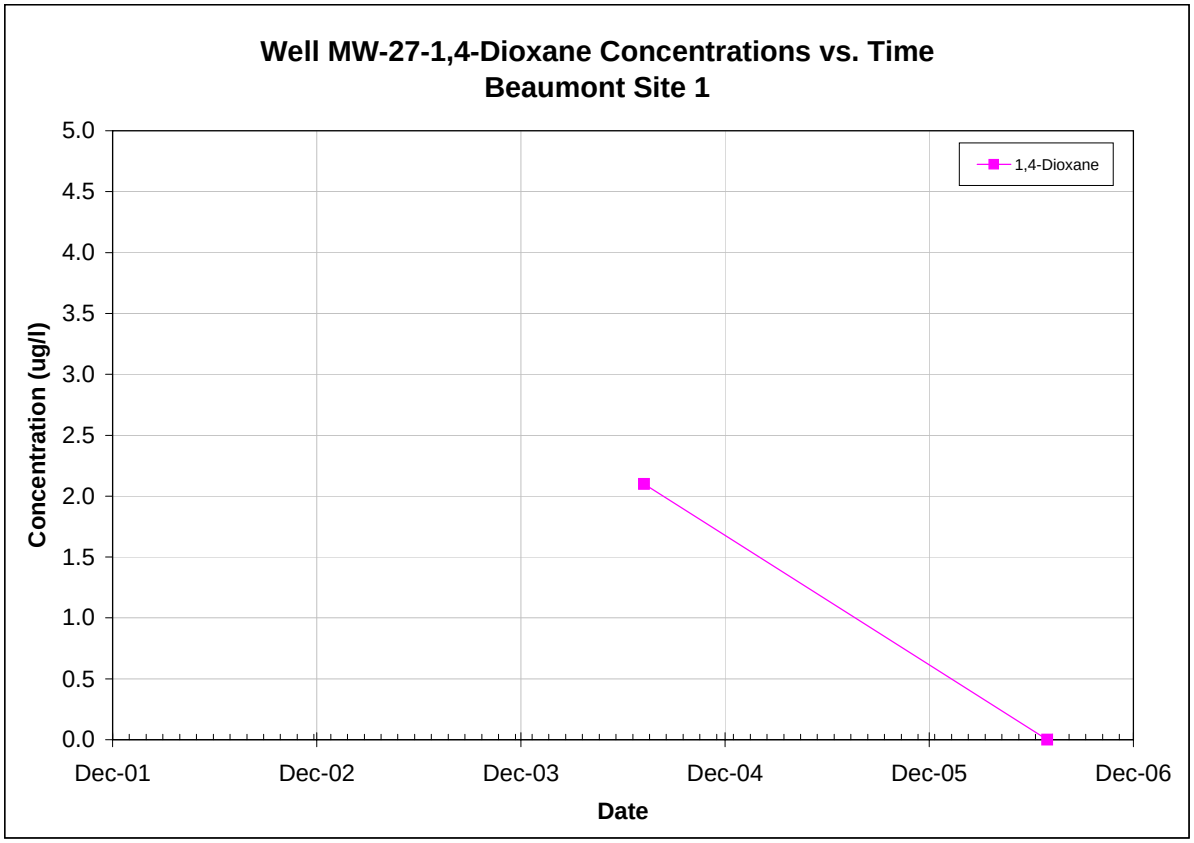

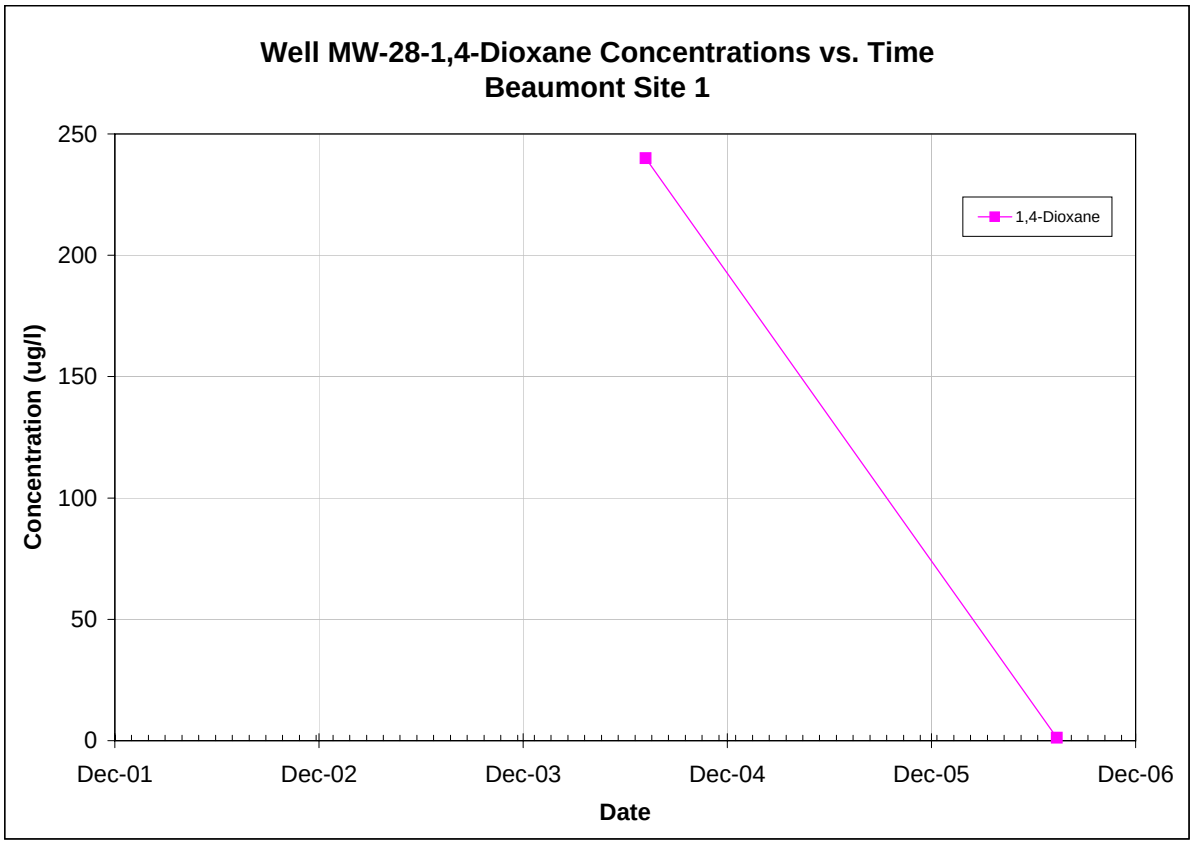

Note: All non-detections are set to zero for graphing purposes.

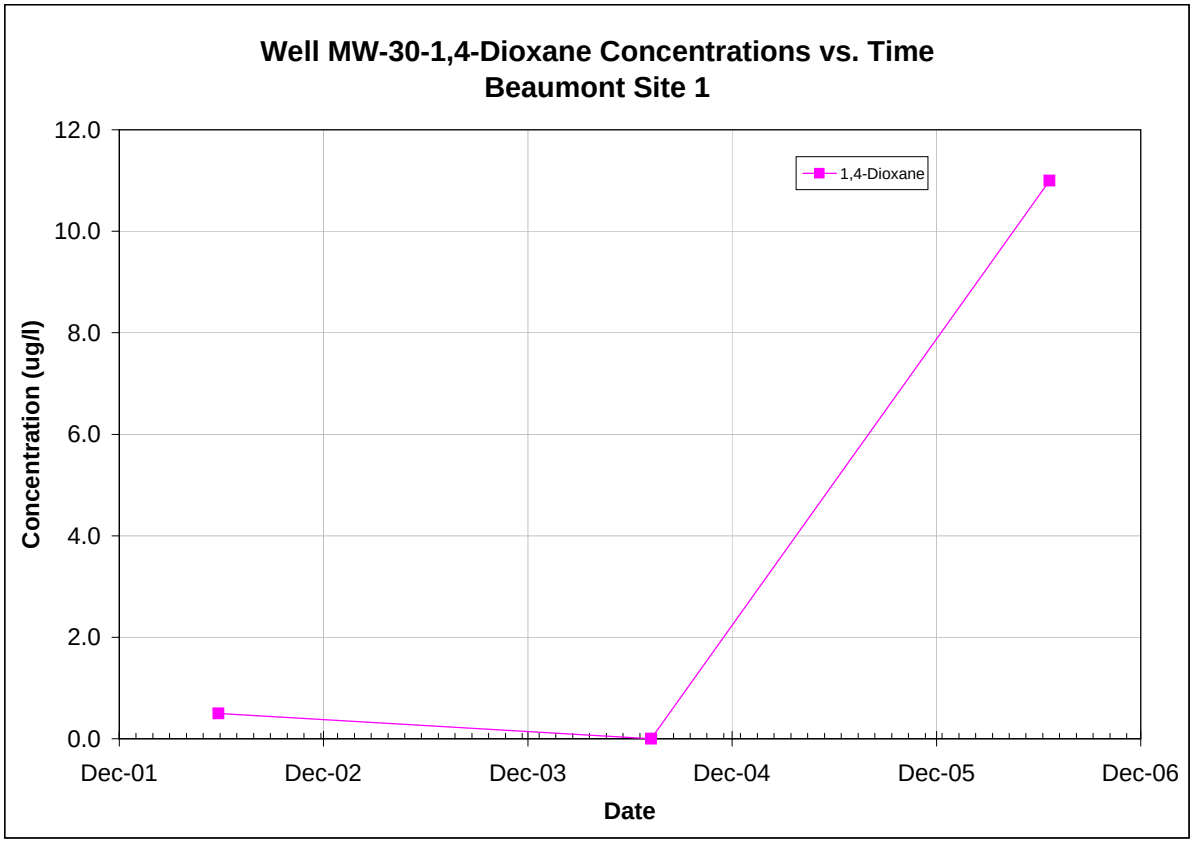

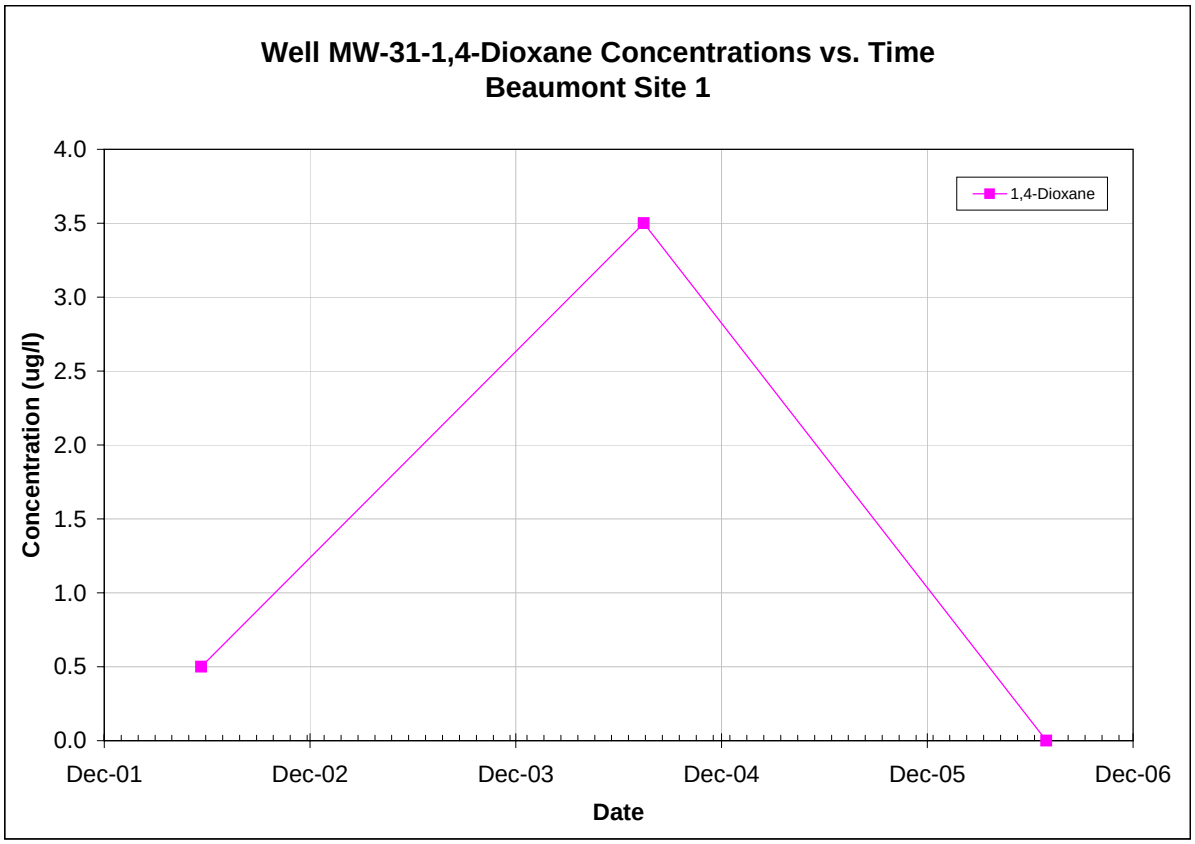

Note: All non-detections are set to zero for graphing purposes.

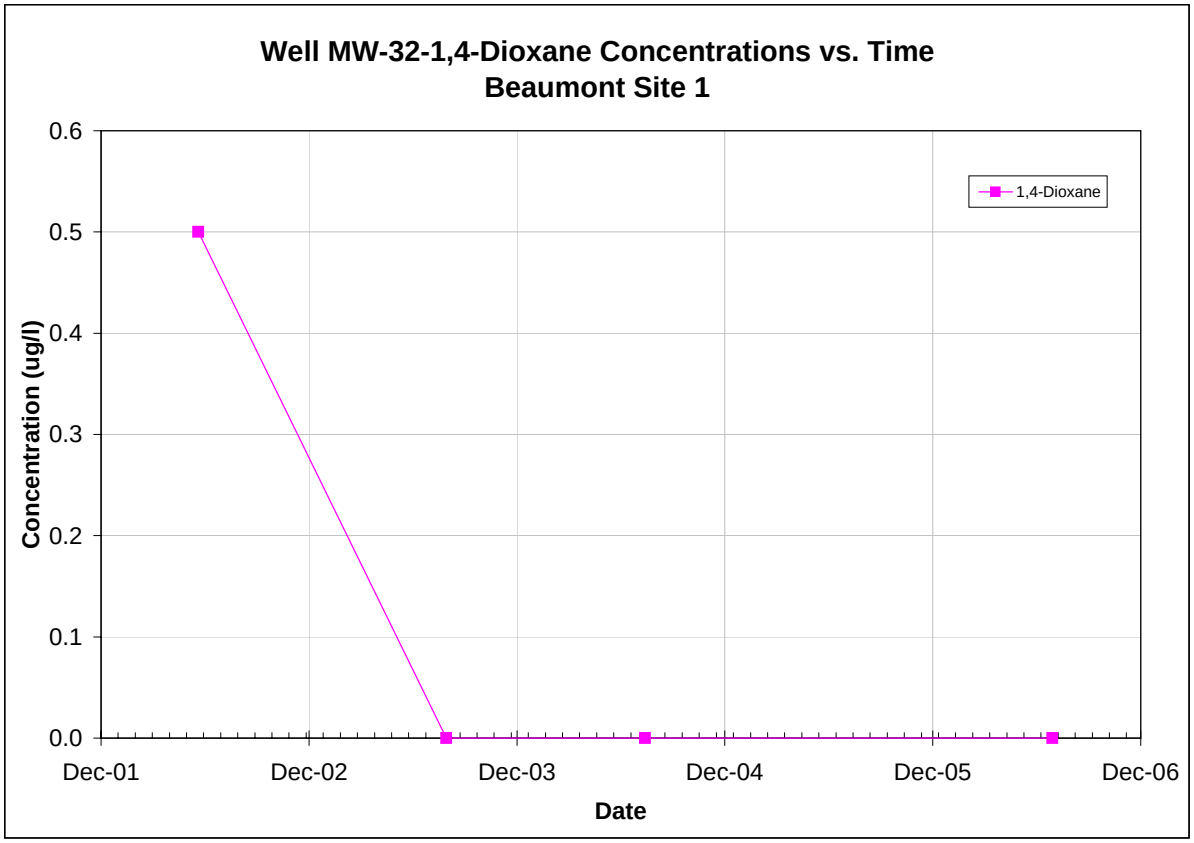

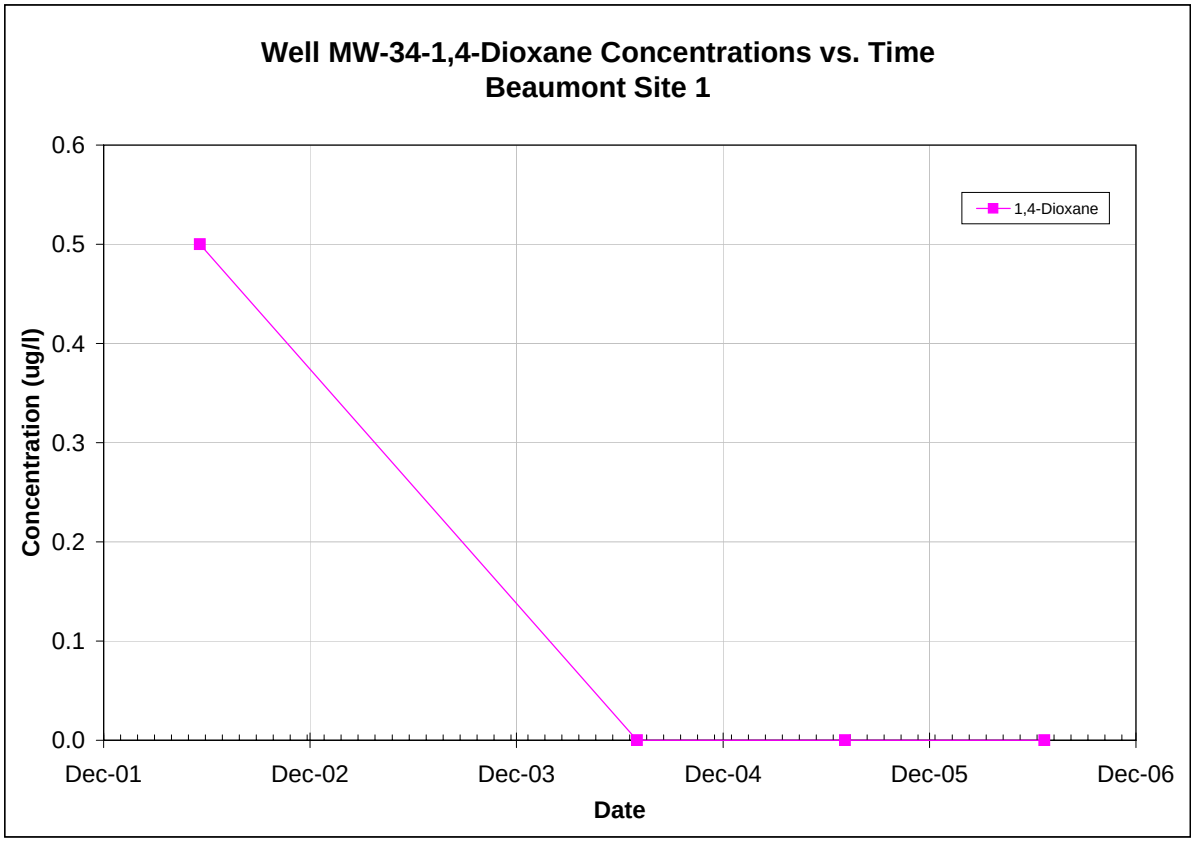

Note: All non-detections are set to zero for graphing purposes.

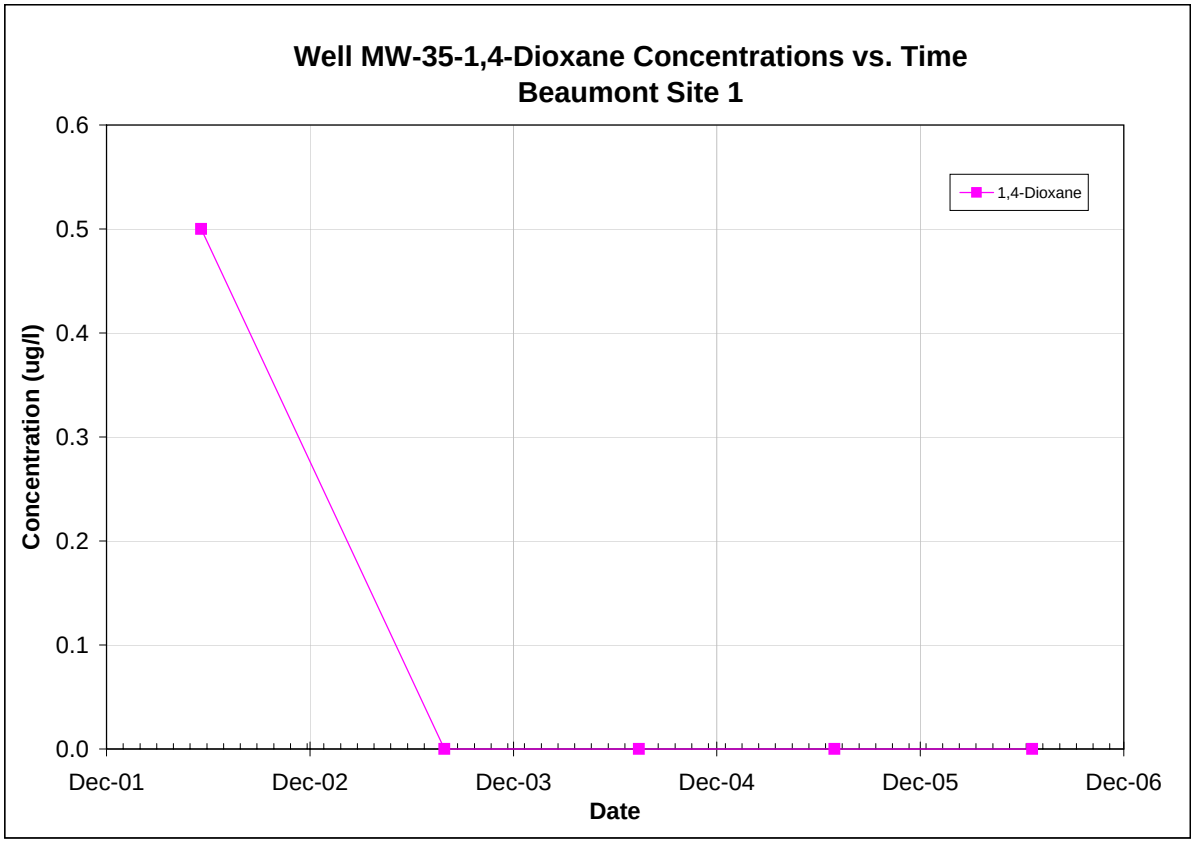

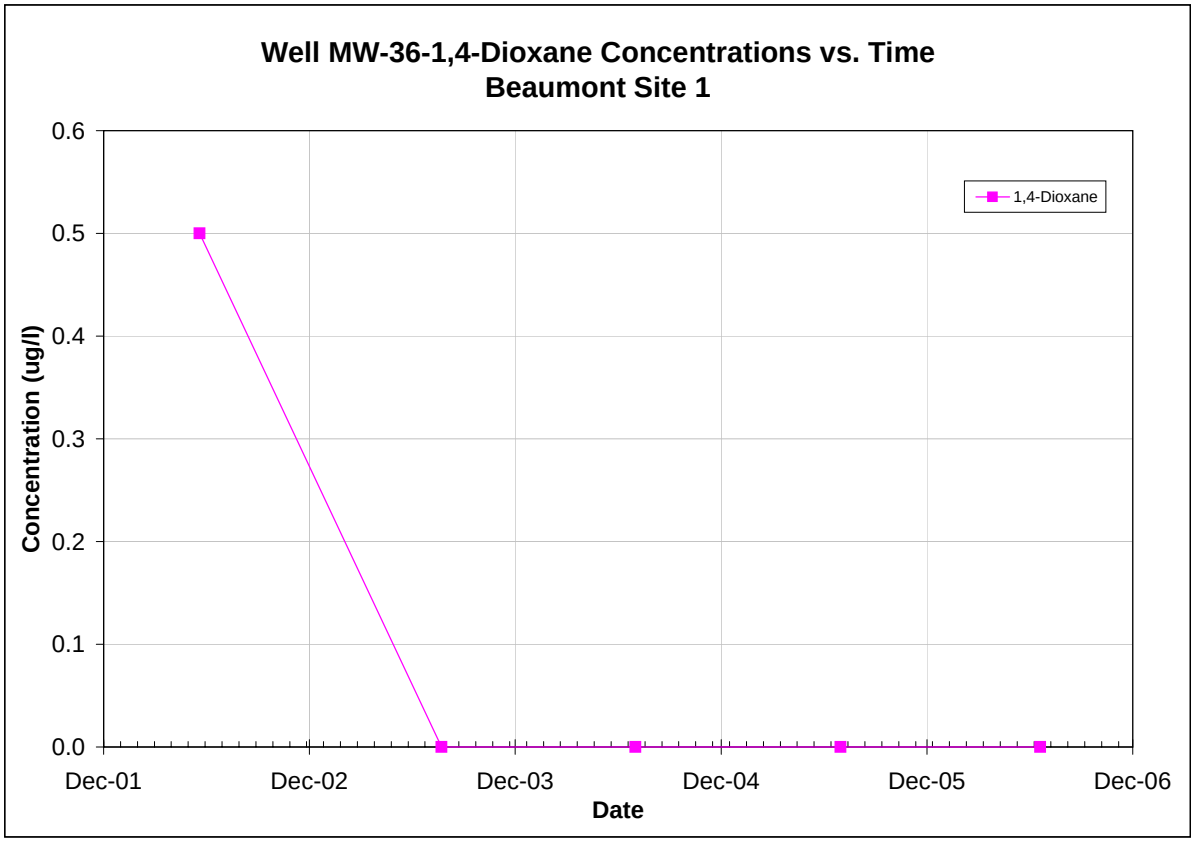

Note: All non-detections are set to zero for graphing purposes.

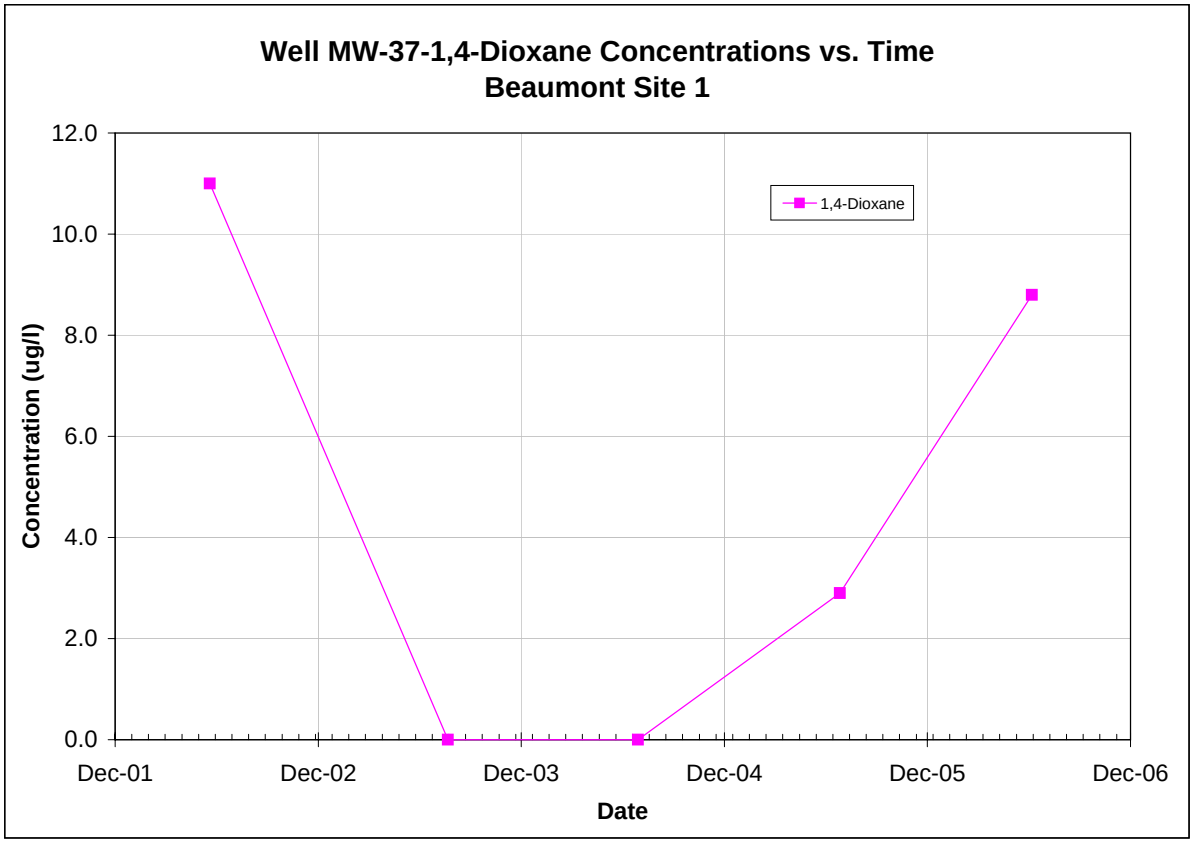

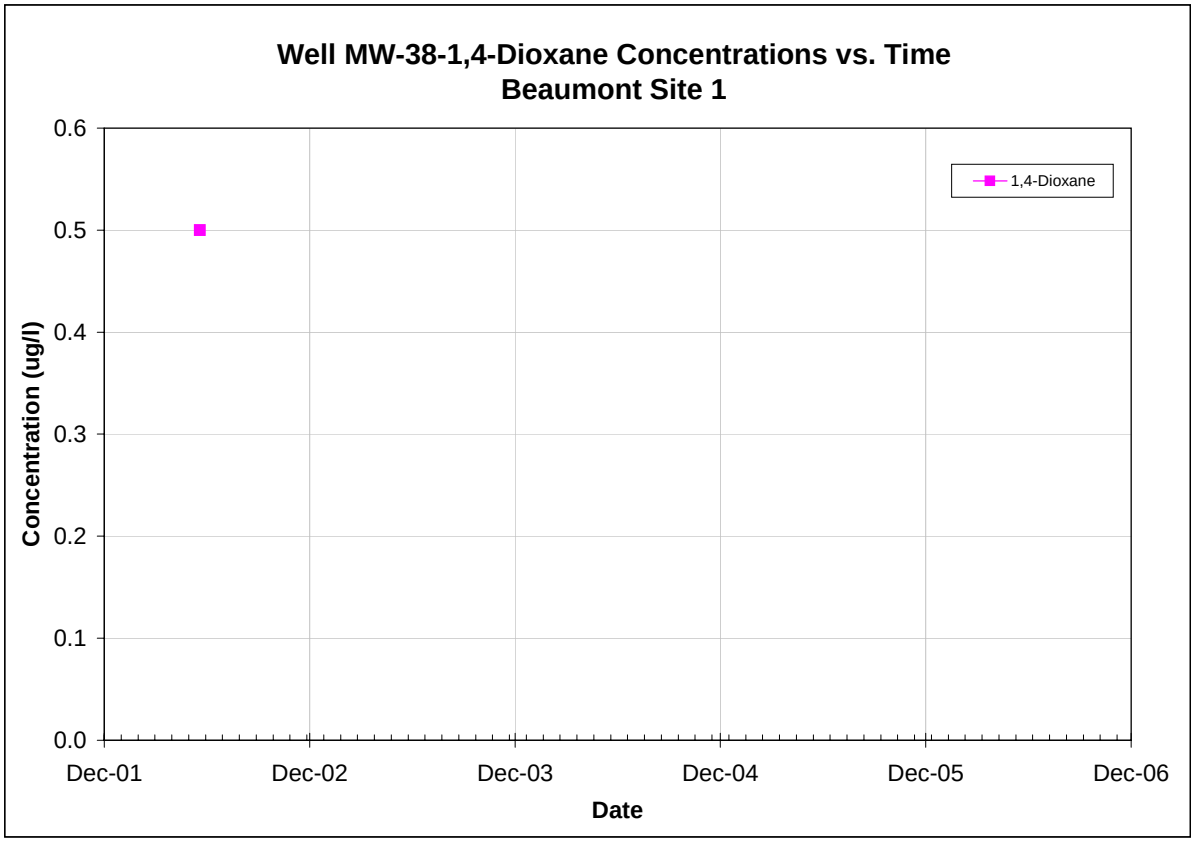

Note: All non-detections are set to zero for graphing purposes.

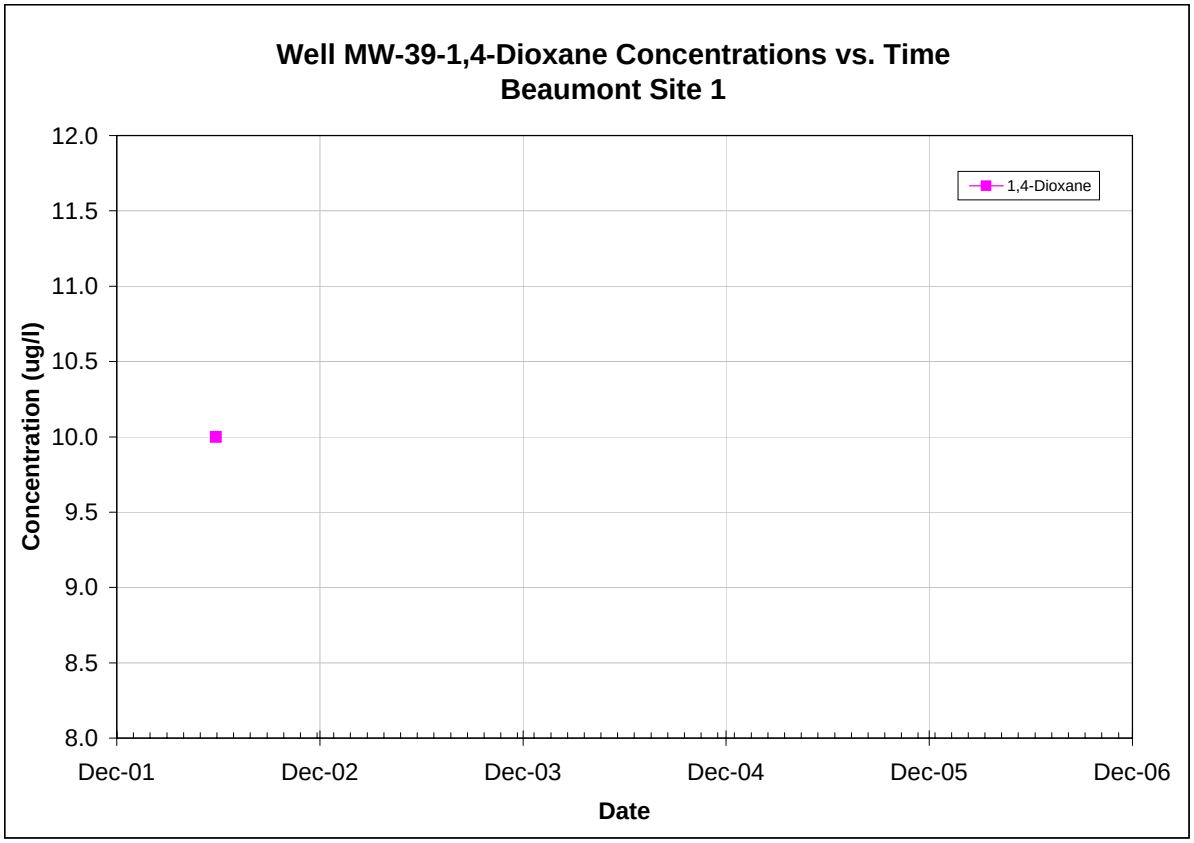

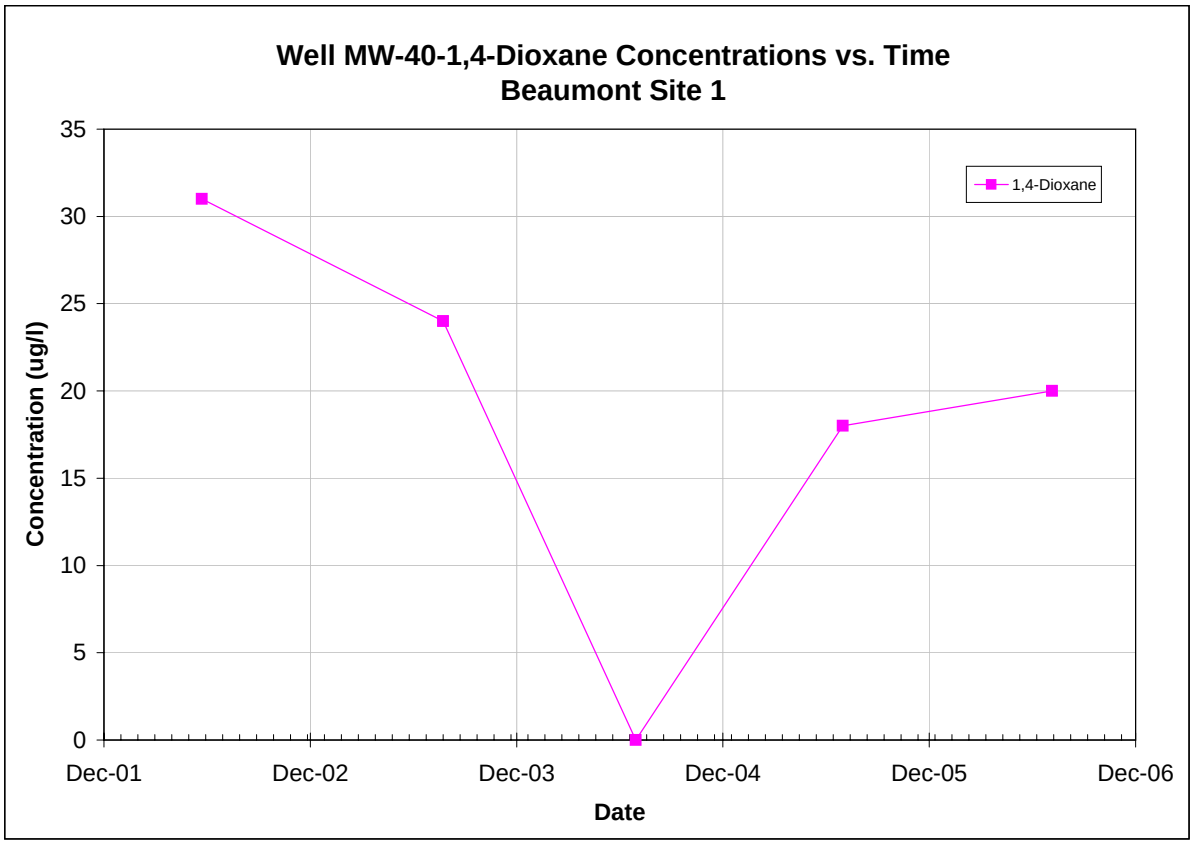

Note: All non-detections are set to zero for graphing purposes.

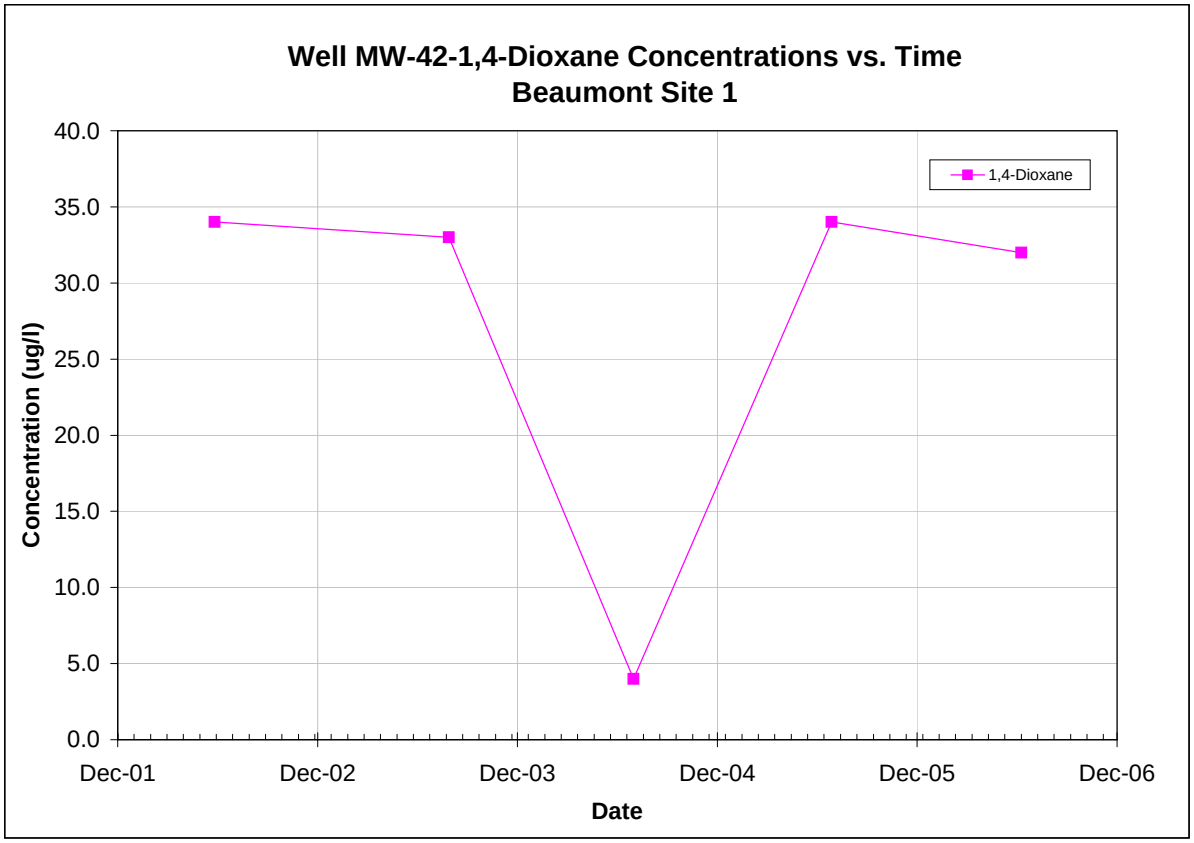

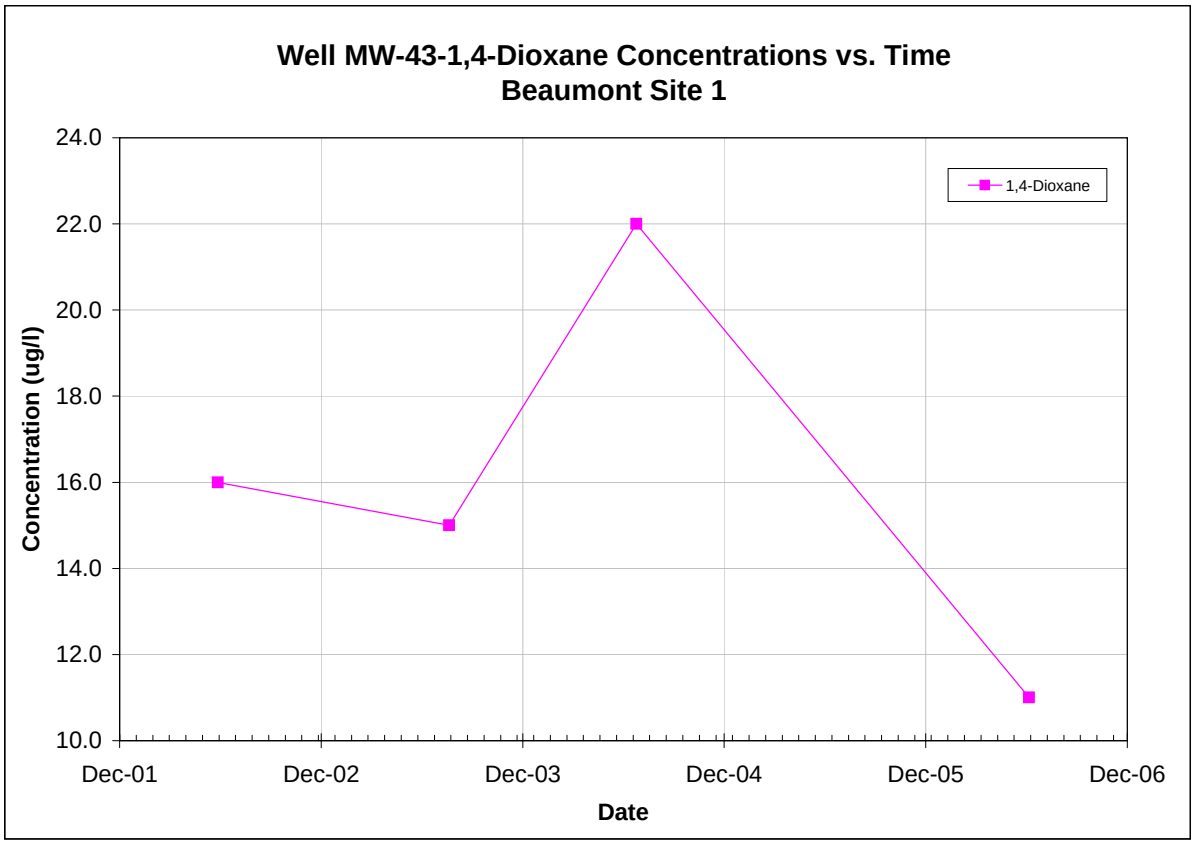

Note: All non-detections are set to zero for graphing purposes.

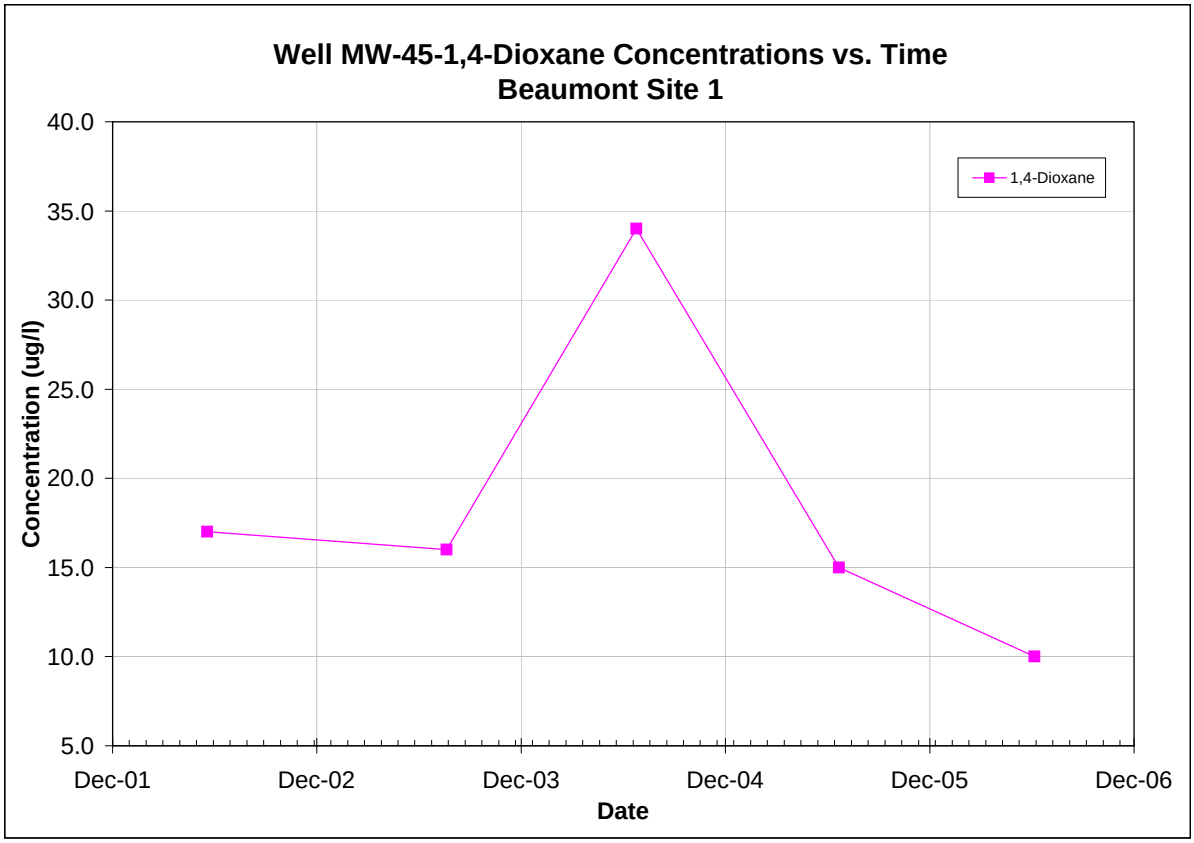

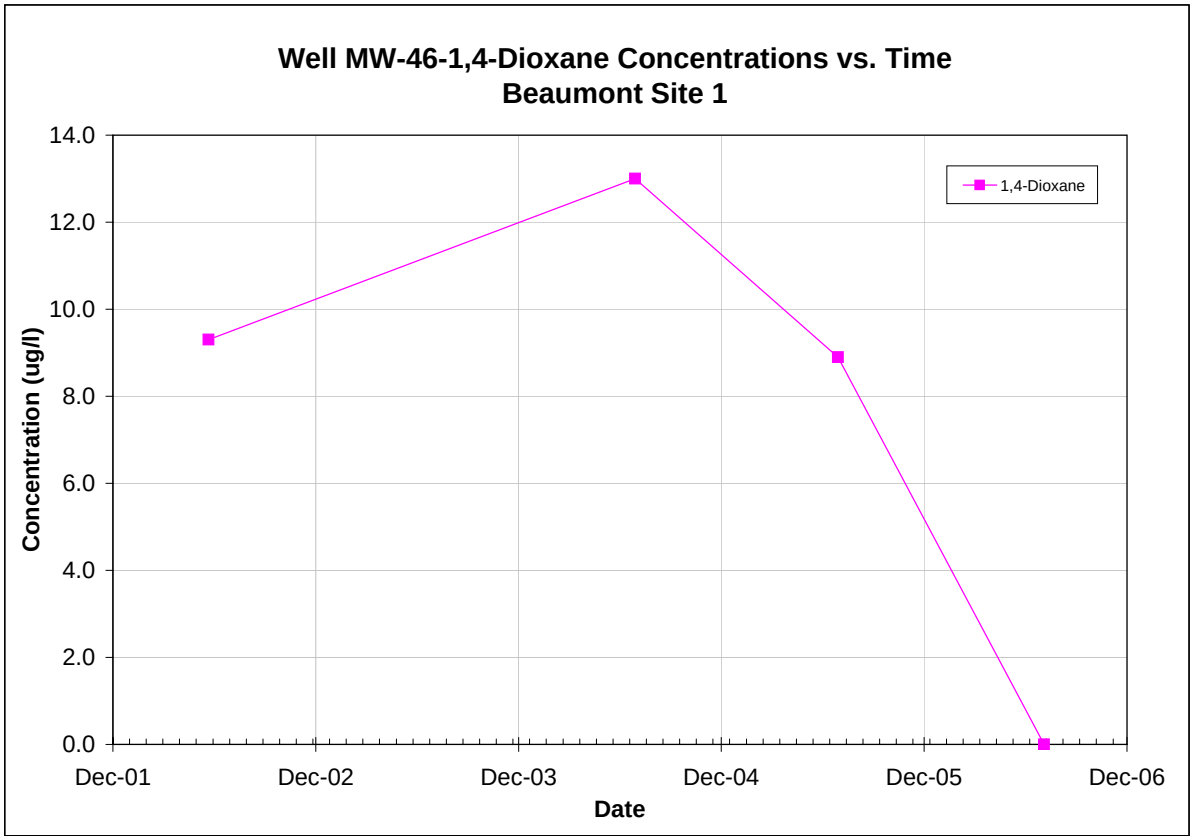

Note: All non-detections are set to zero for graphing purposes.

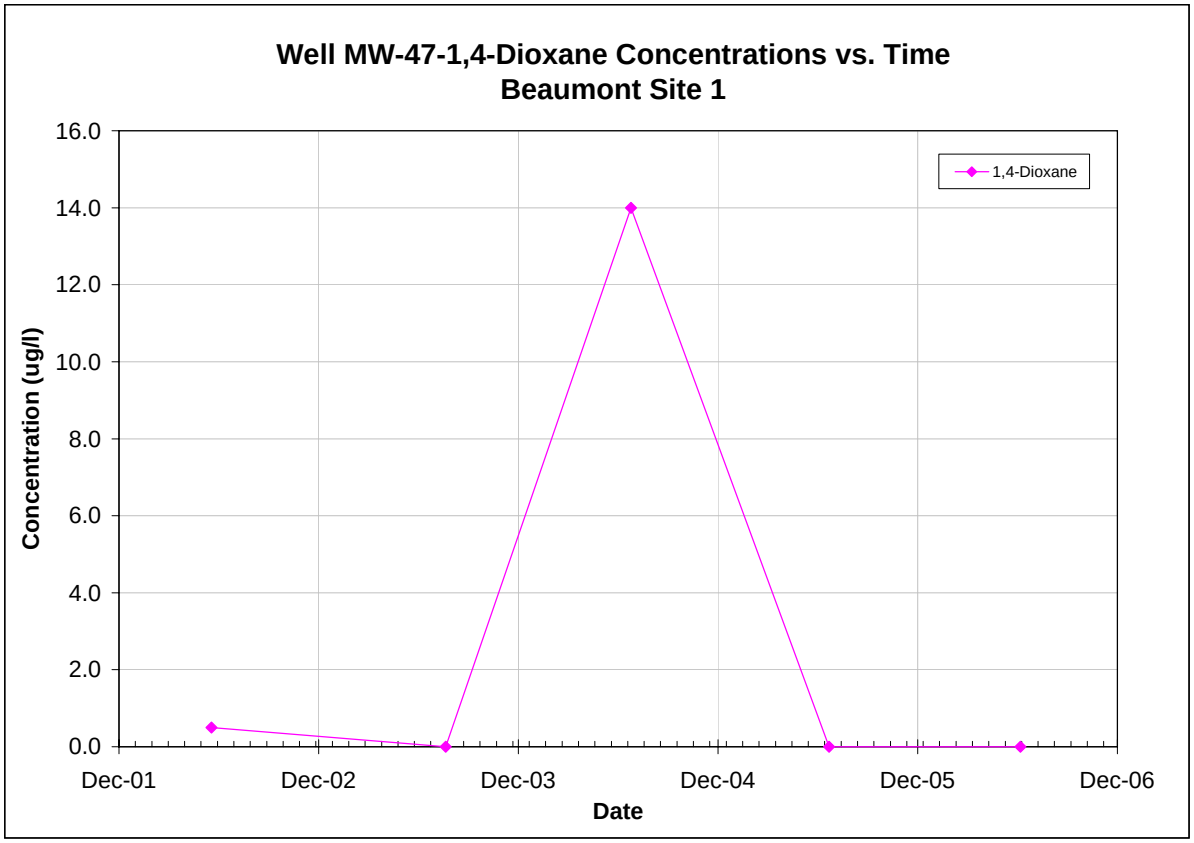

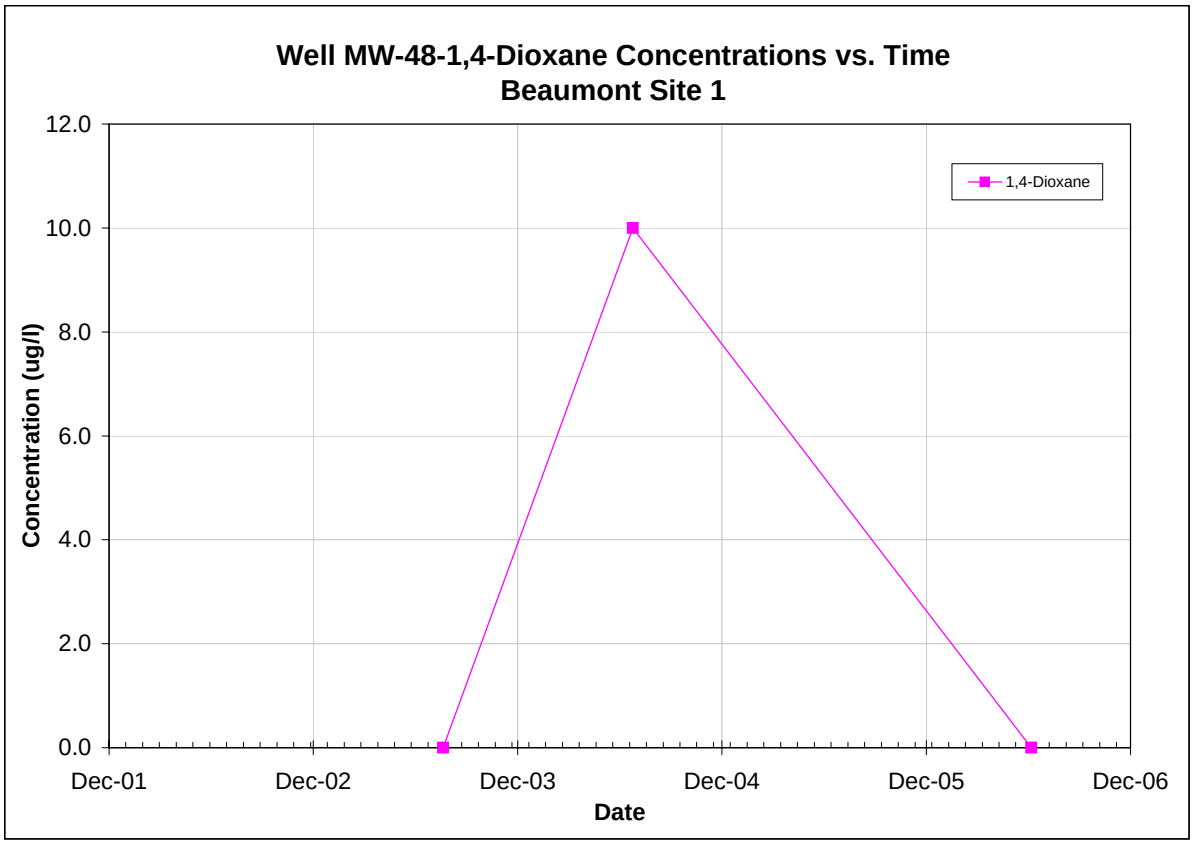

Note: All non-detections are set to zero for graphing purposes.

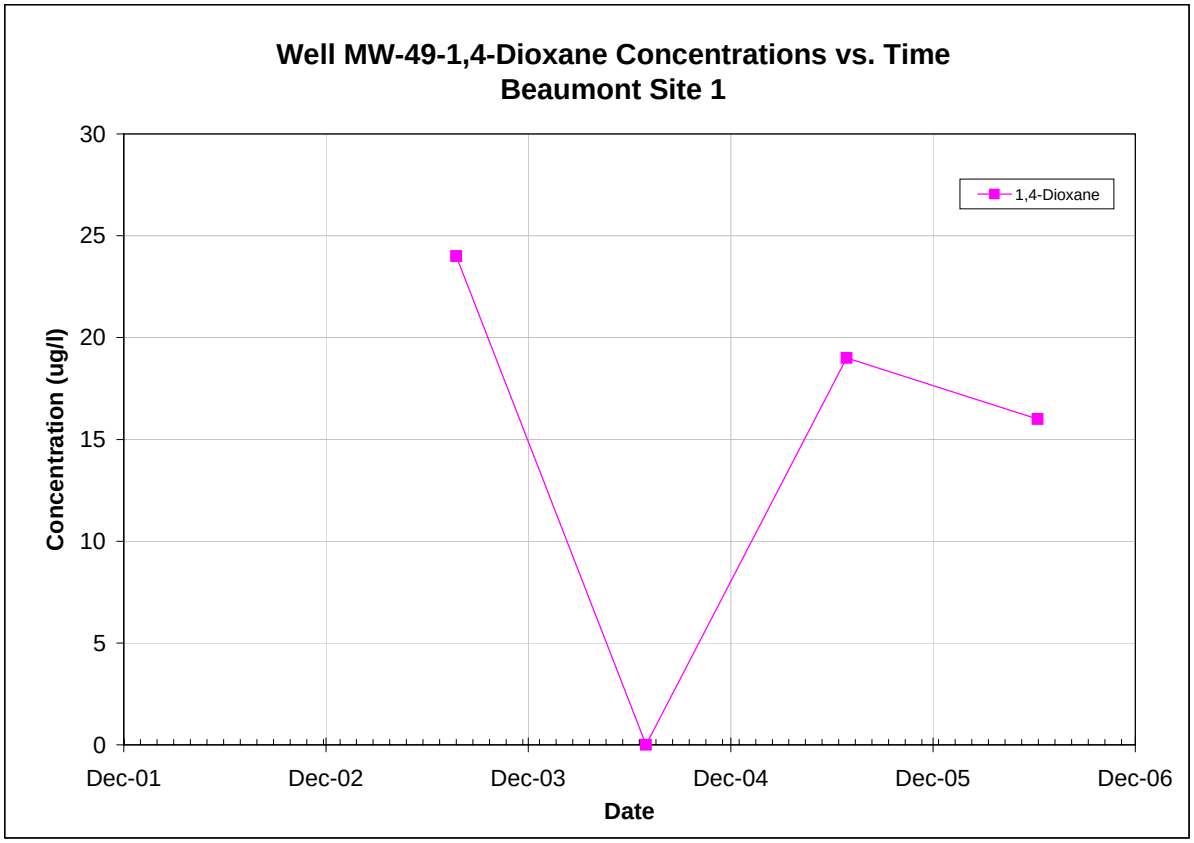

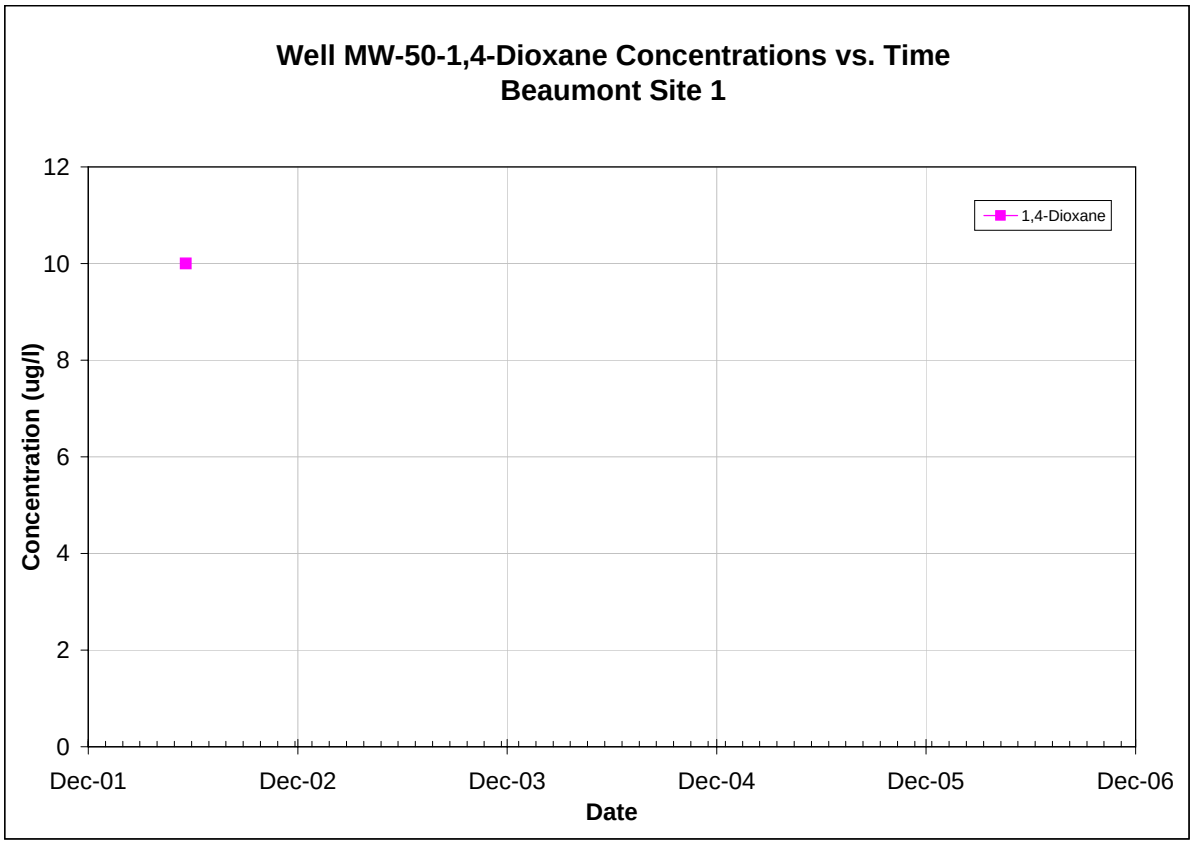

Note: All non-detections are set to zero for graphing purposes.

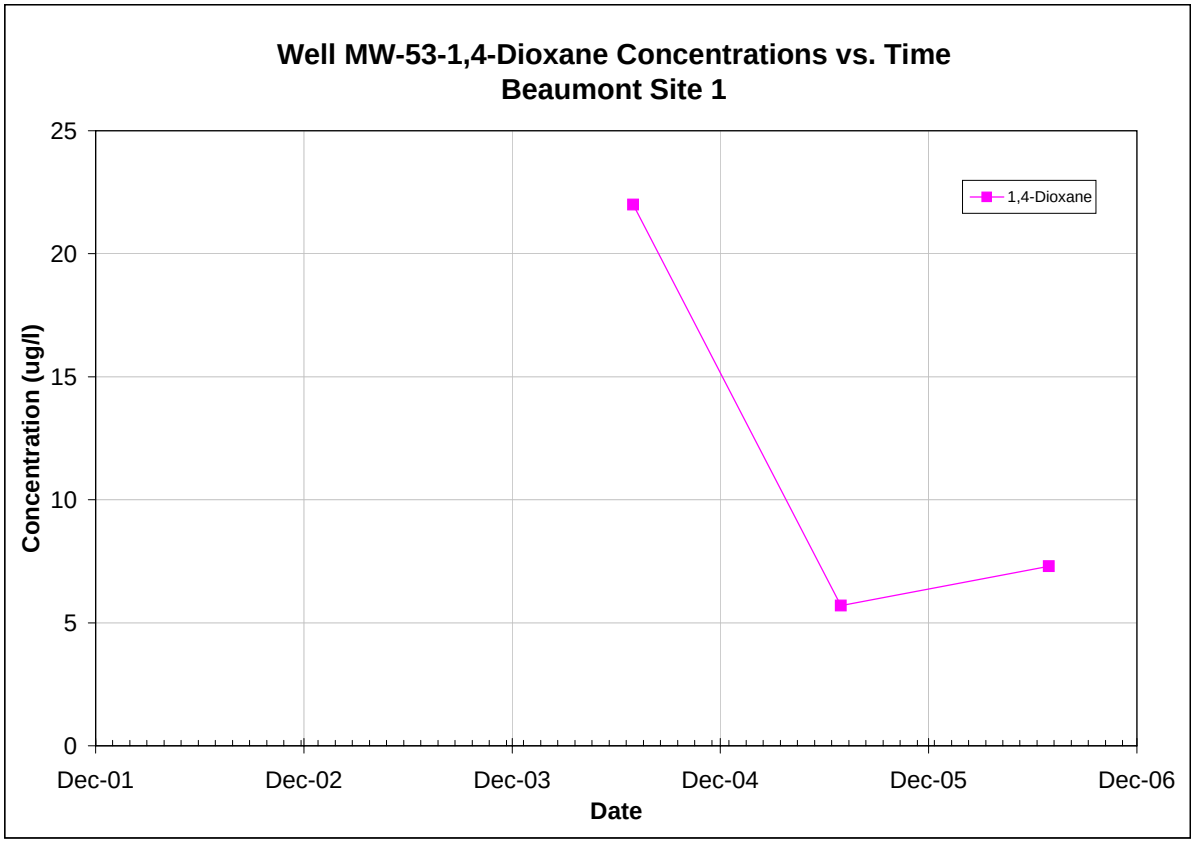

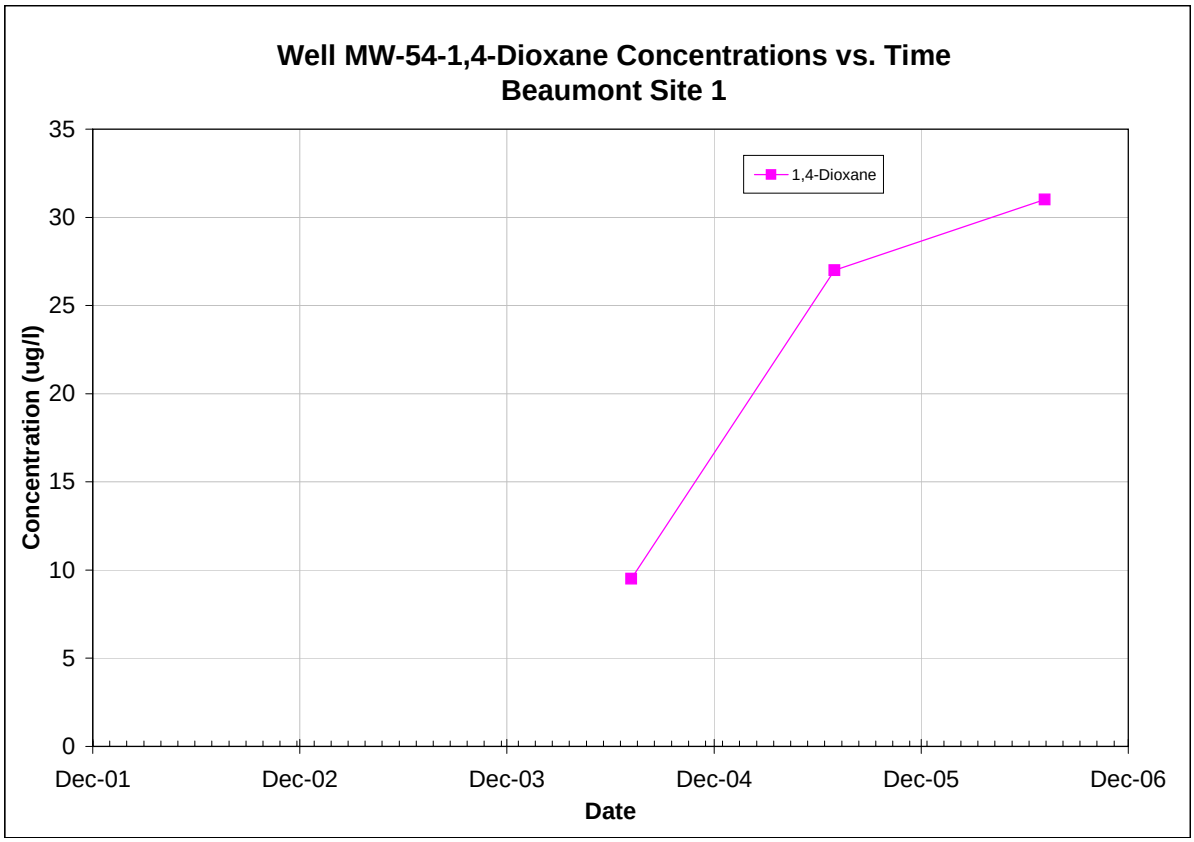

Note: All non-detections are set to zero for graphing purposes.

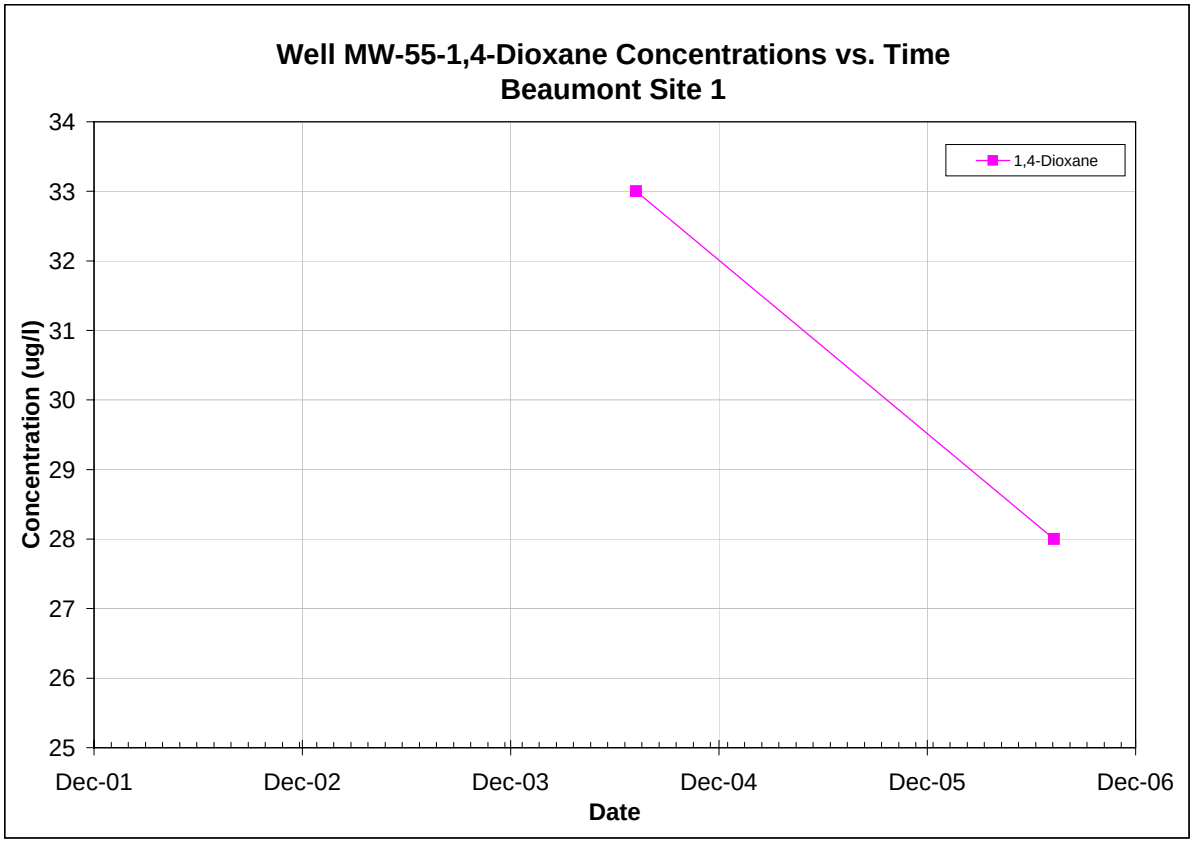

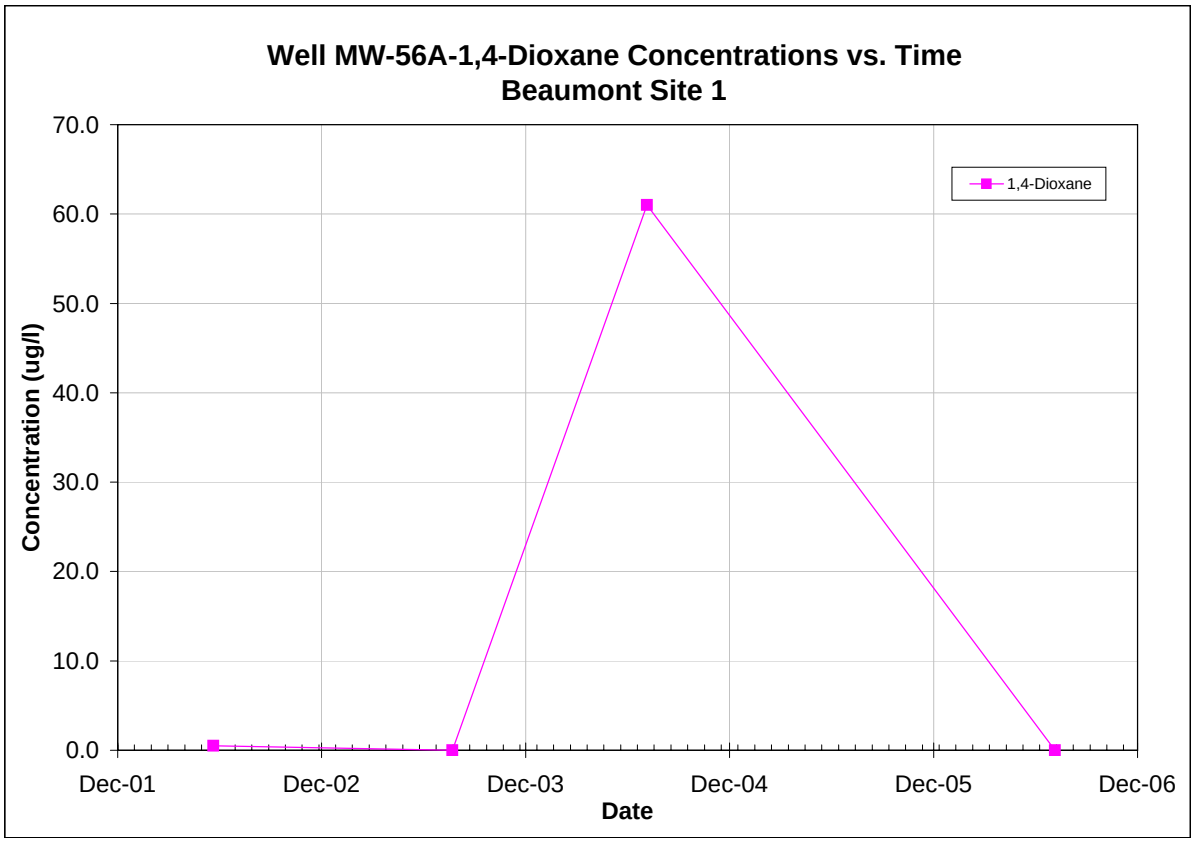

Note: All non-detections are set to zero for graphing purposes.

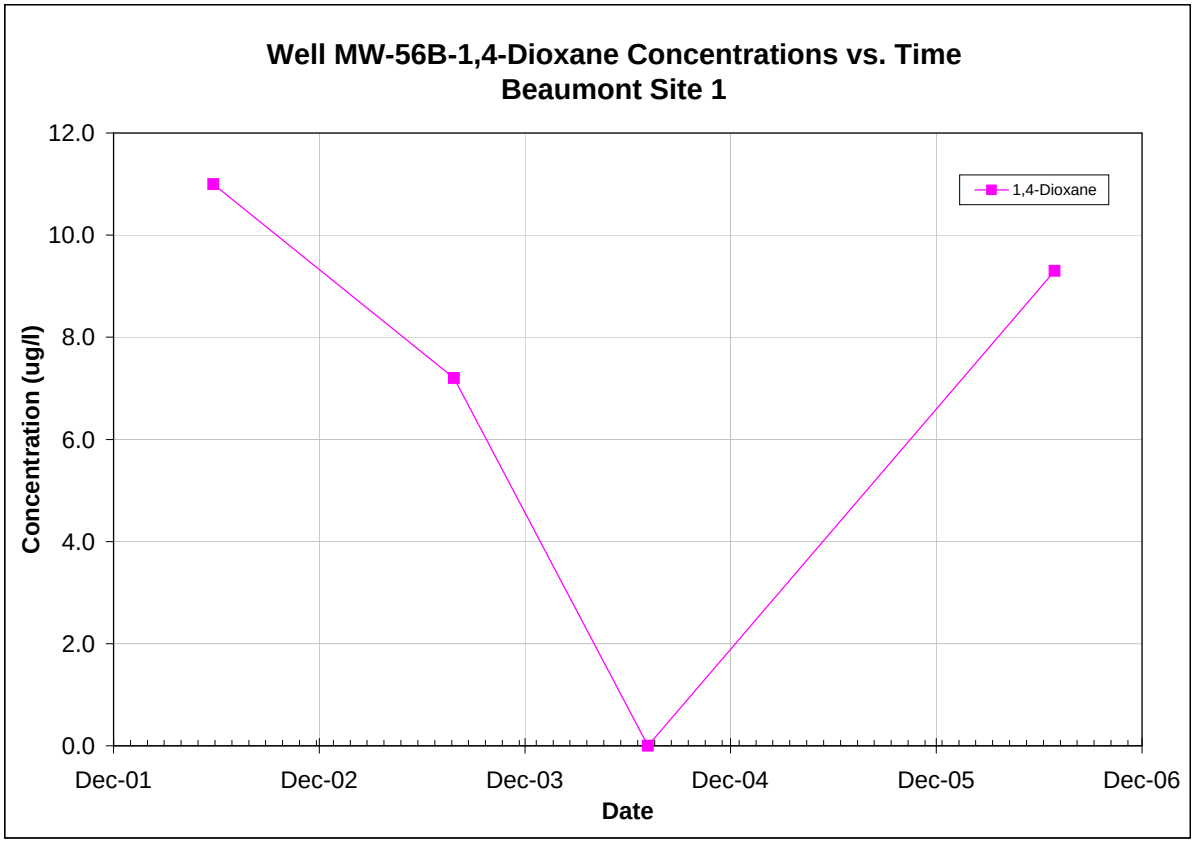

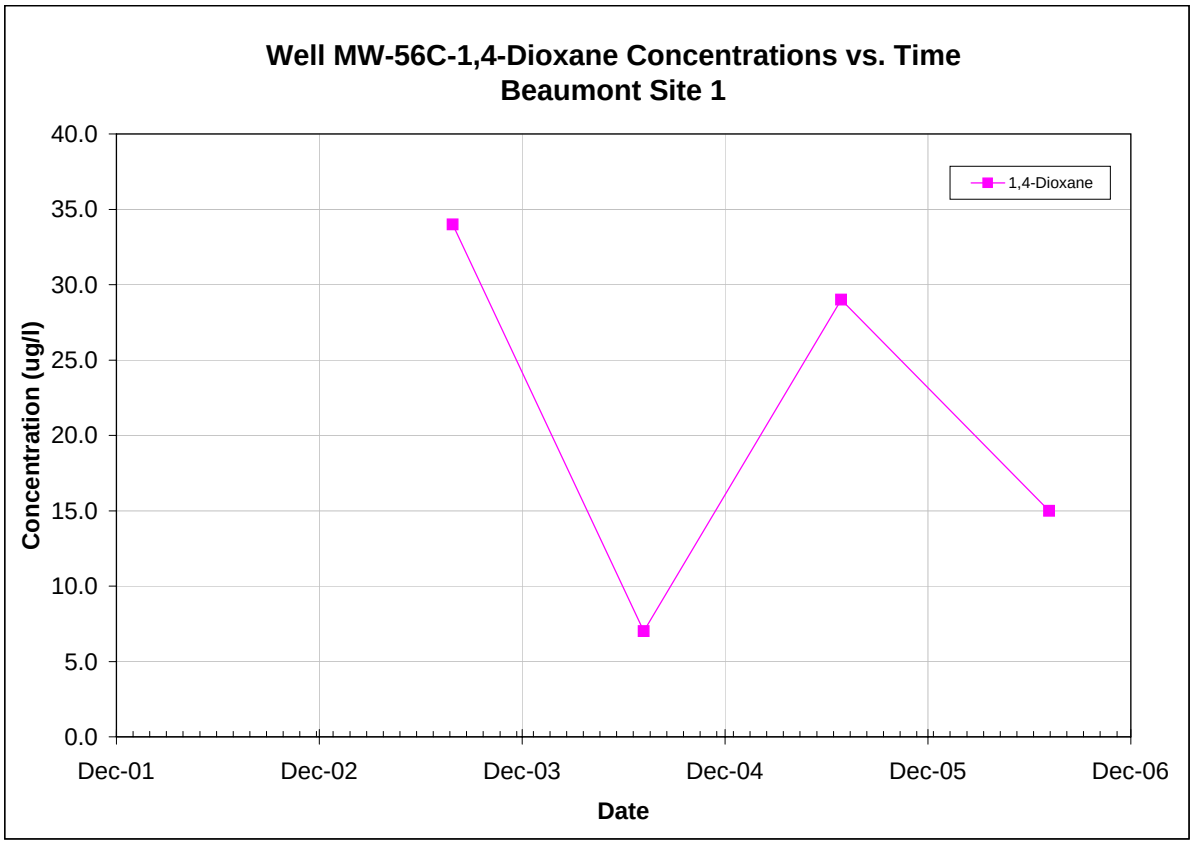

Note: All non-detections are set to zero for graphing purposes.

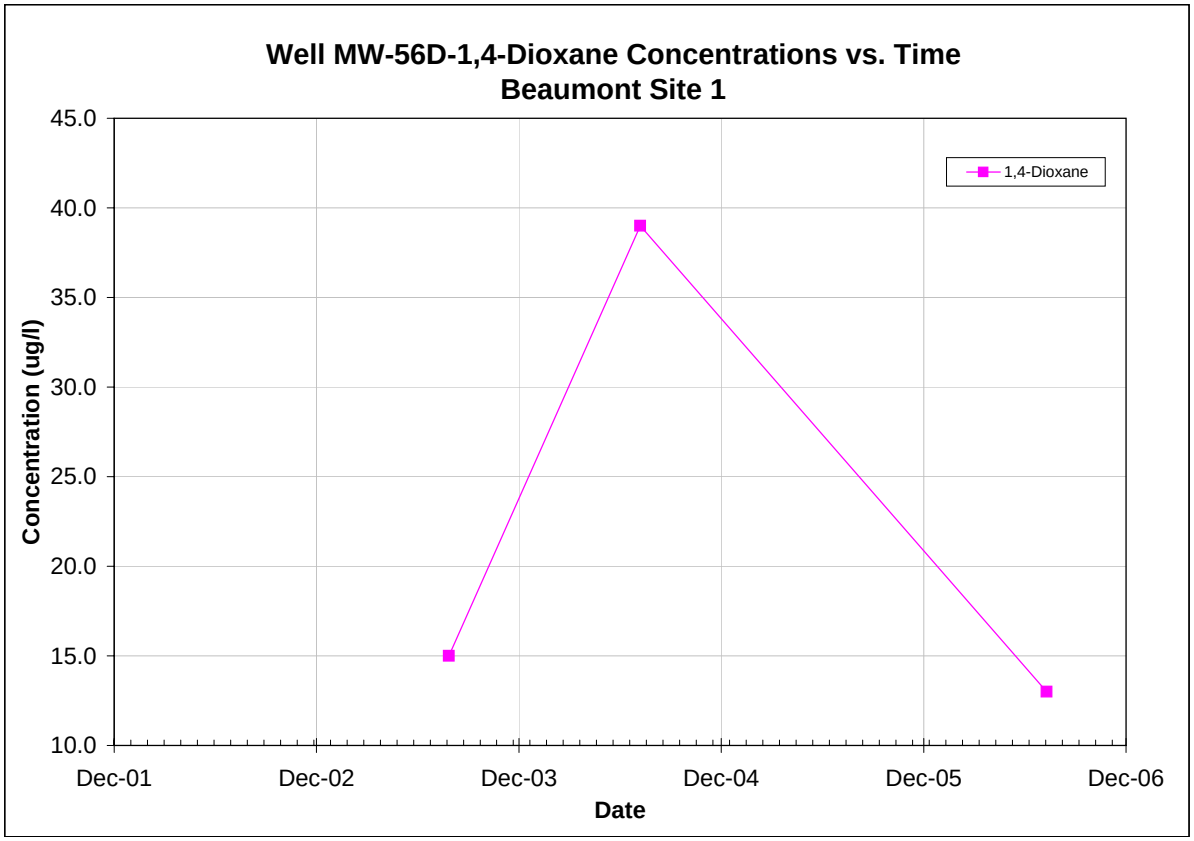

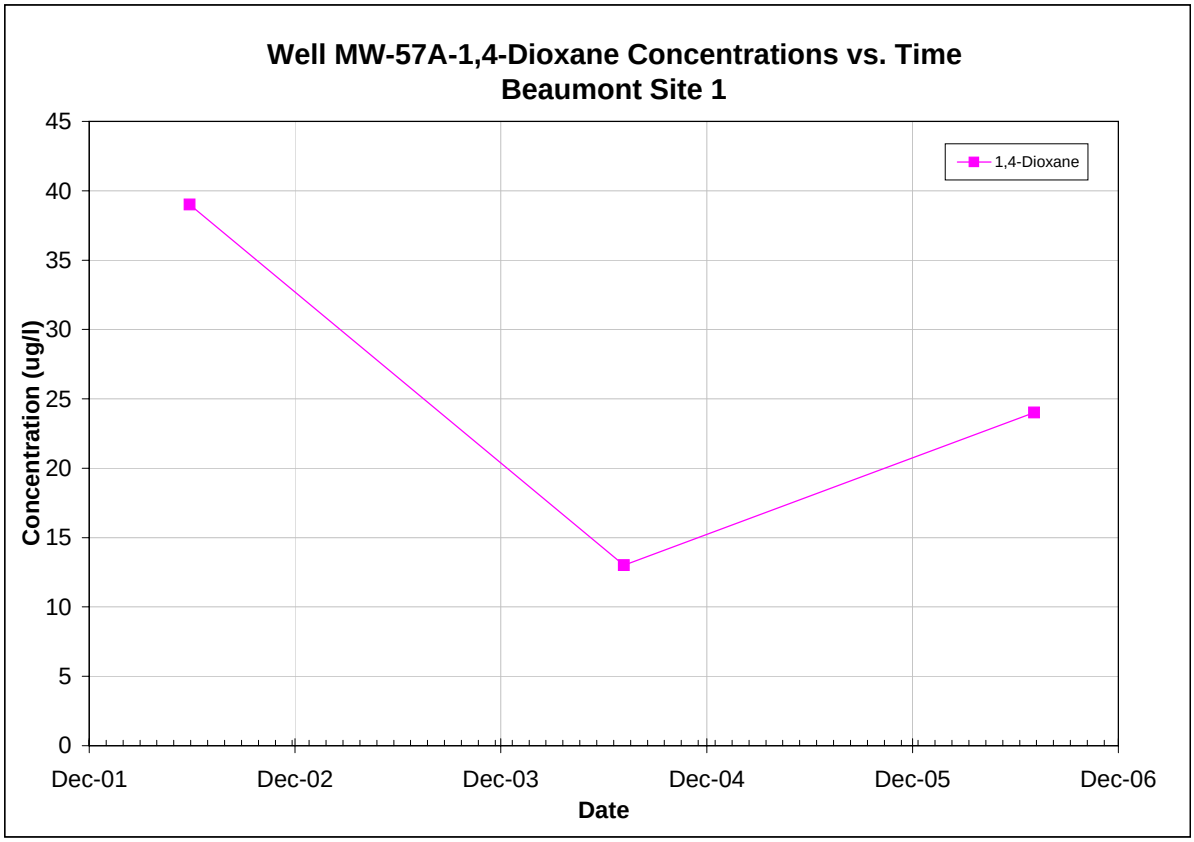

Note: All non-detections are set to zero for graphing purposes.

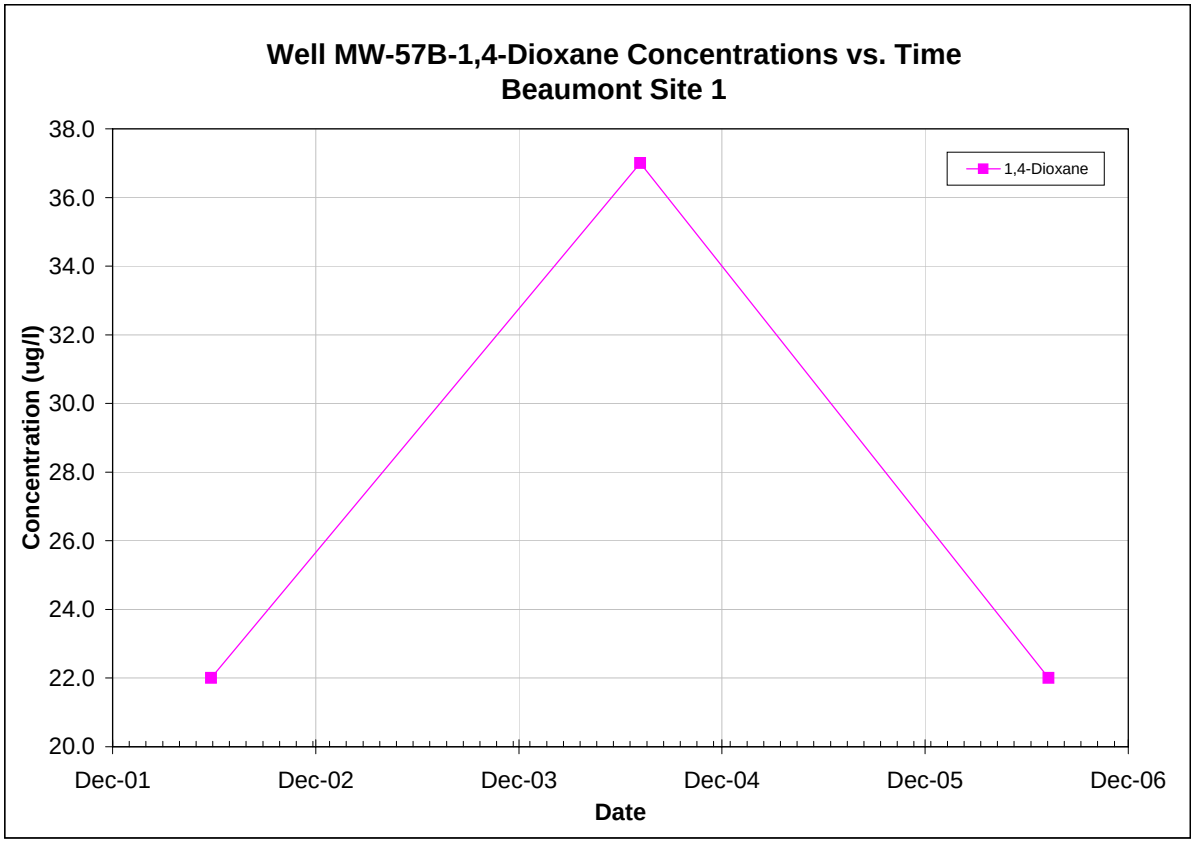

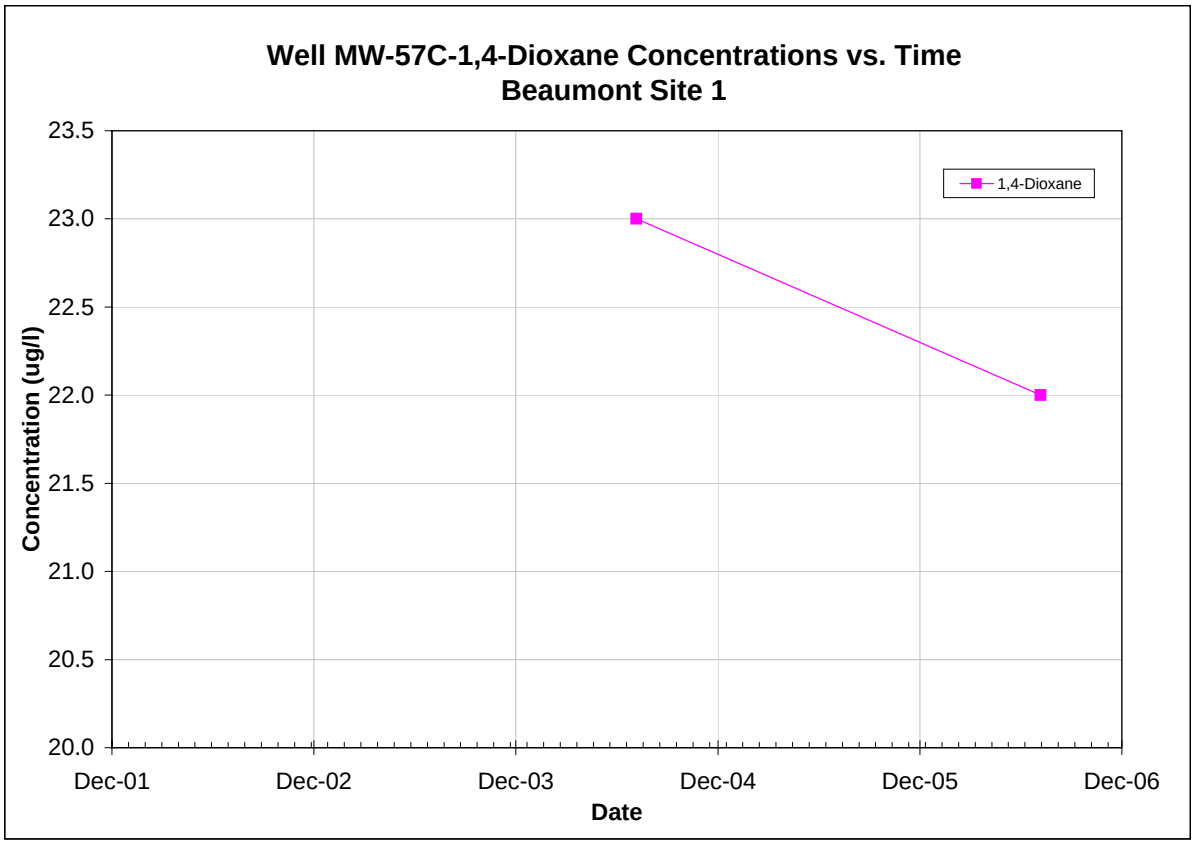

Note: All non-detections are set to zero for graphing purposes.

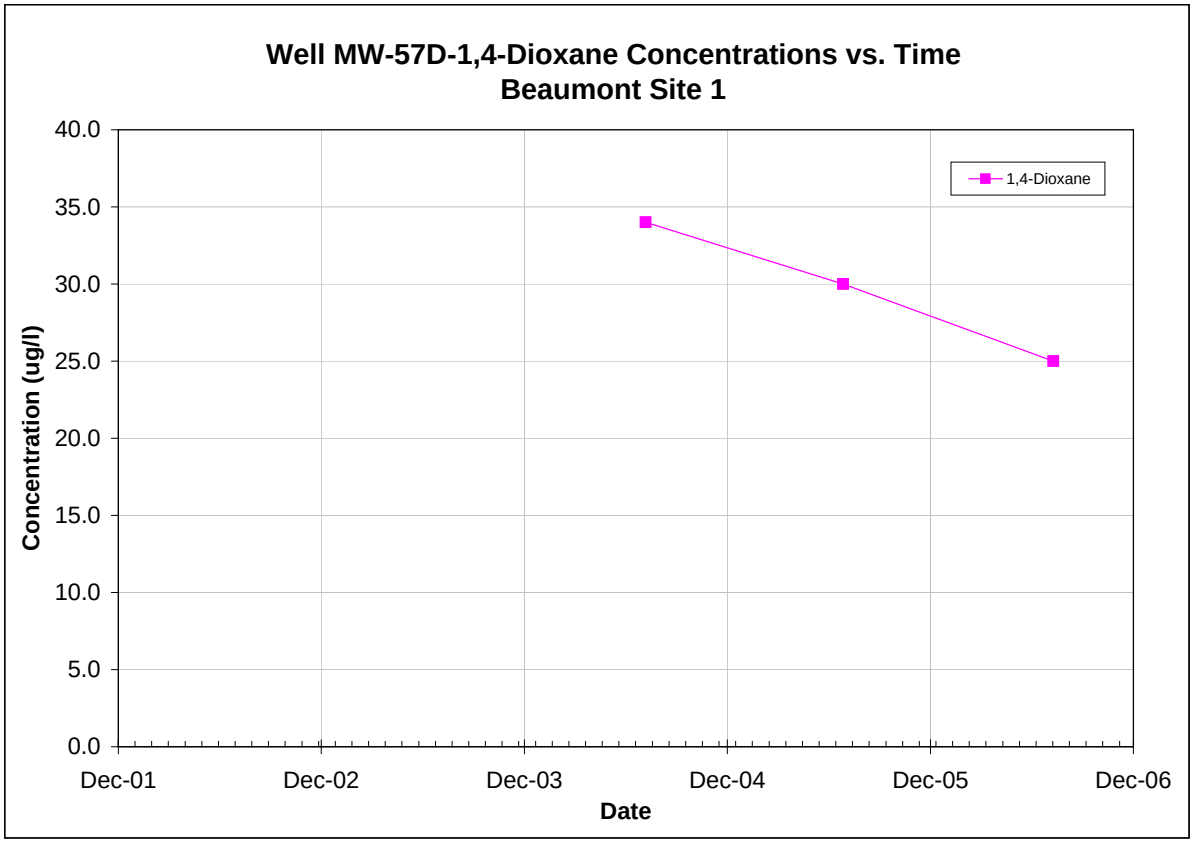

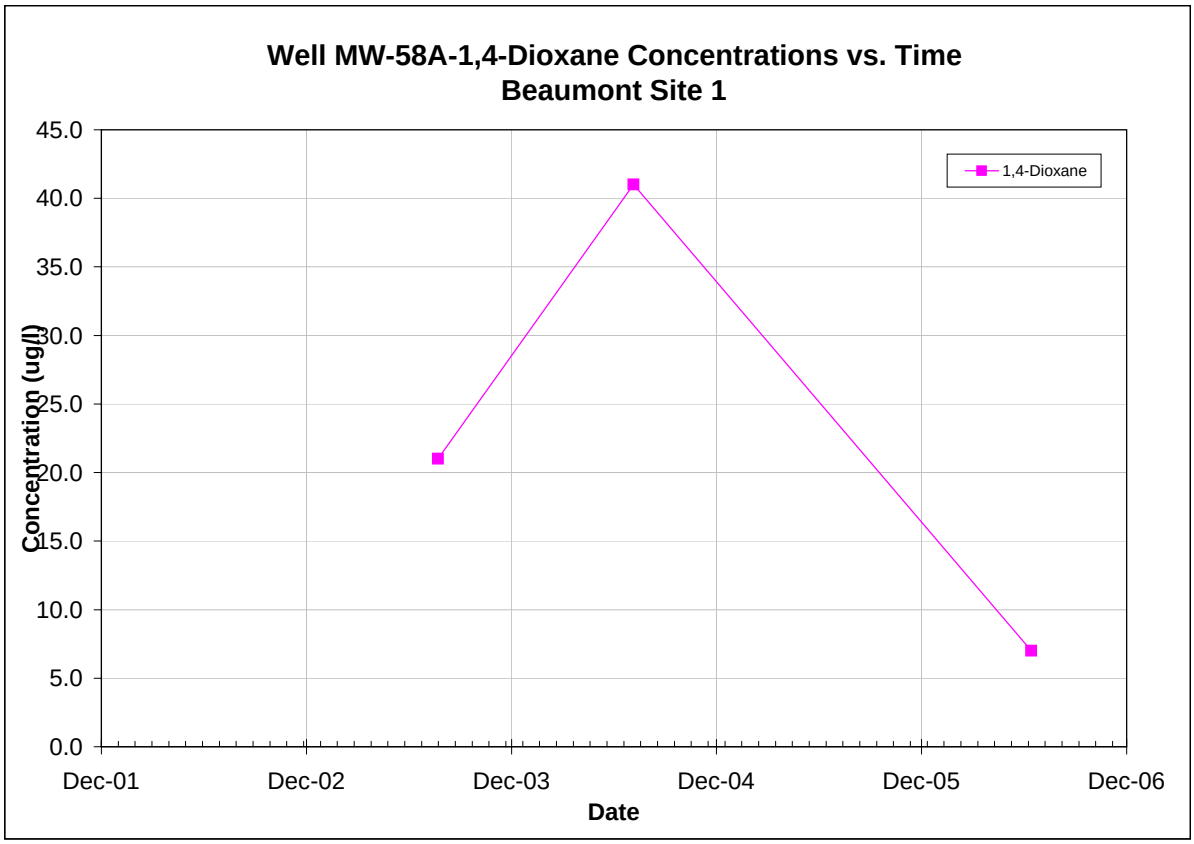

Note: All non-detections are set to zero for graphing purposes.

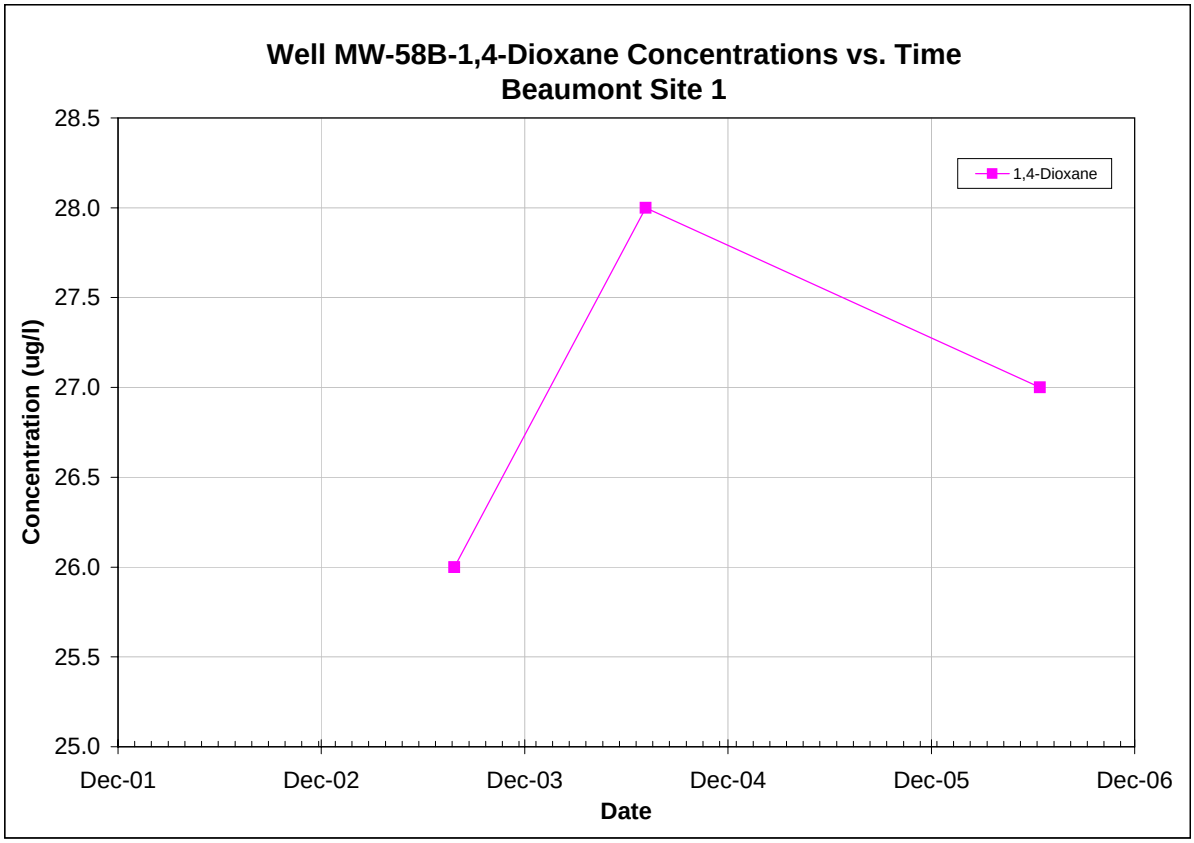

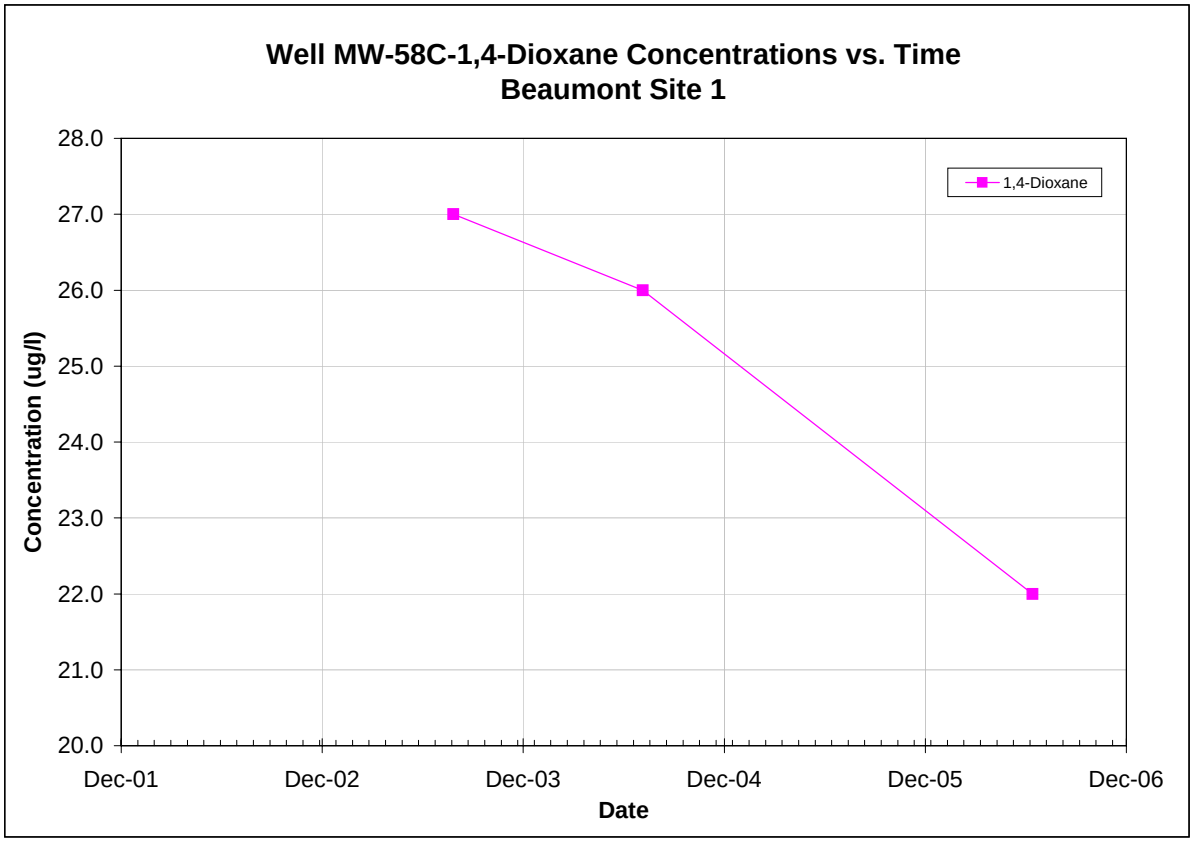

Note: All non-detections are set to zero for graphing purposes.

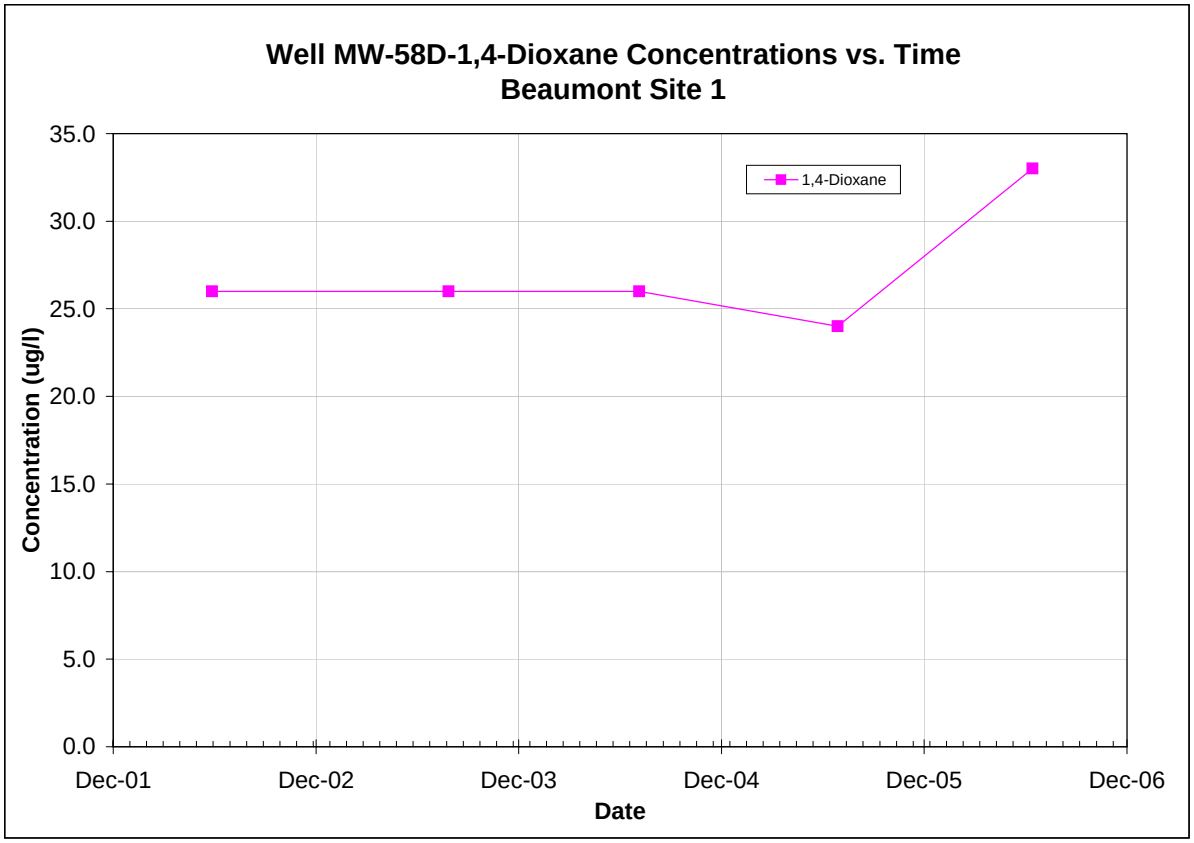

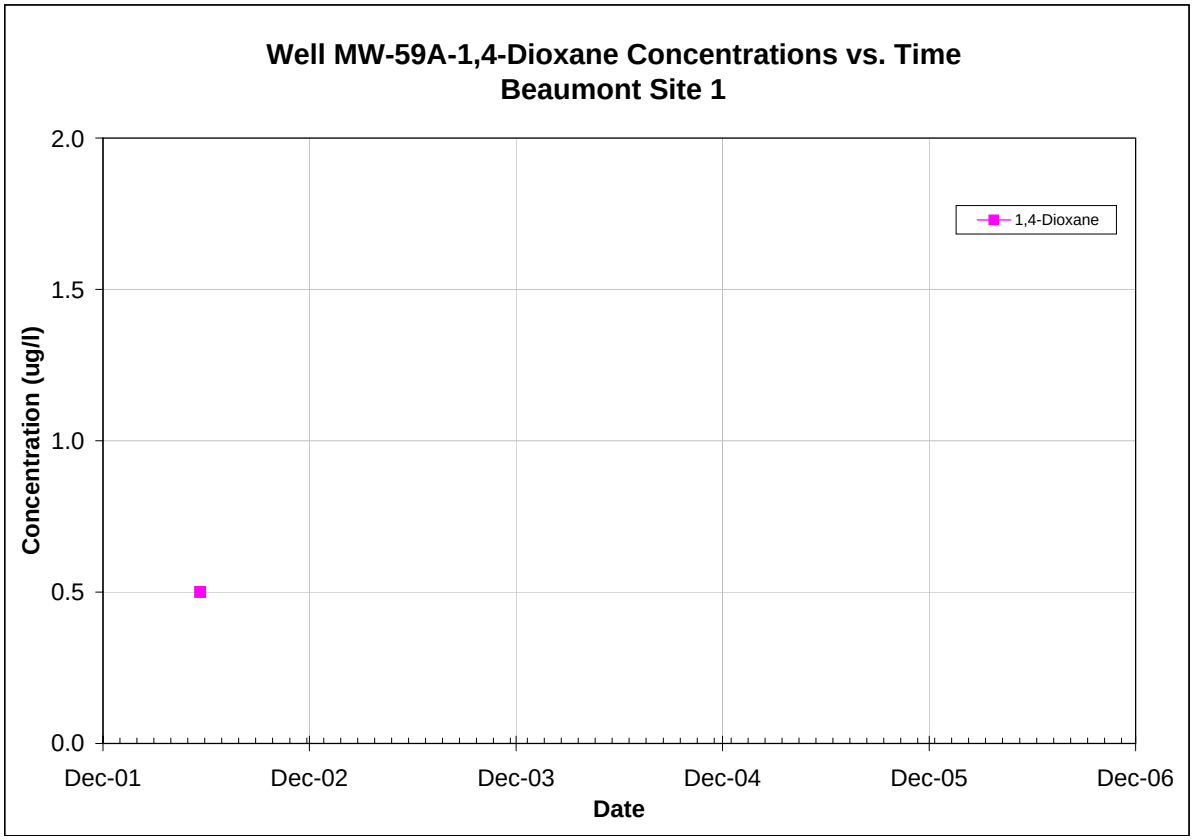

Note: All non-detections are set to zero for graphing purposes.

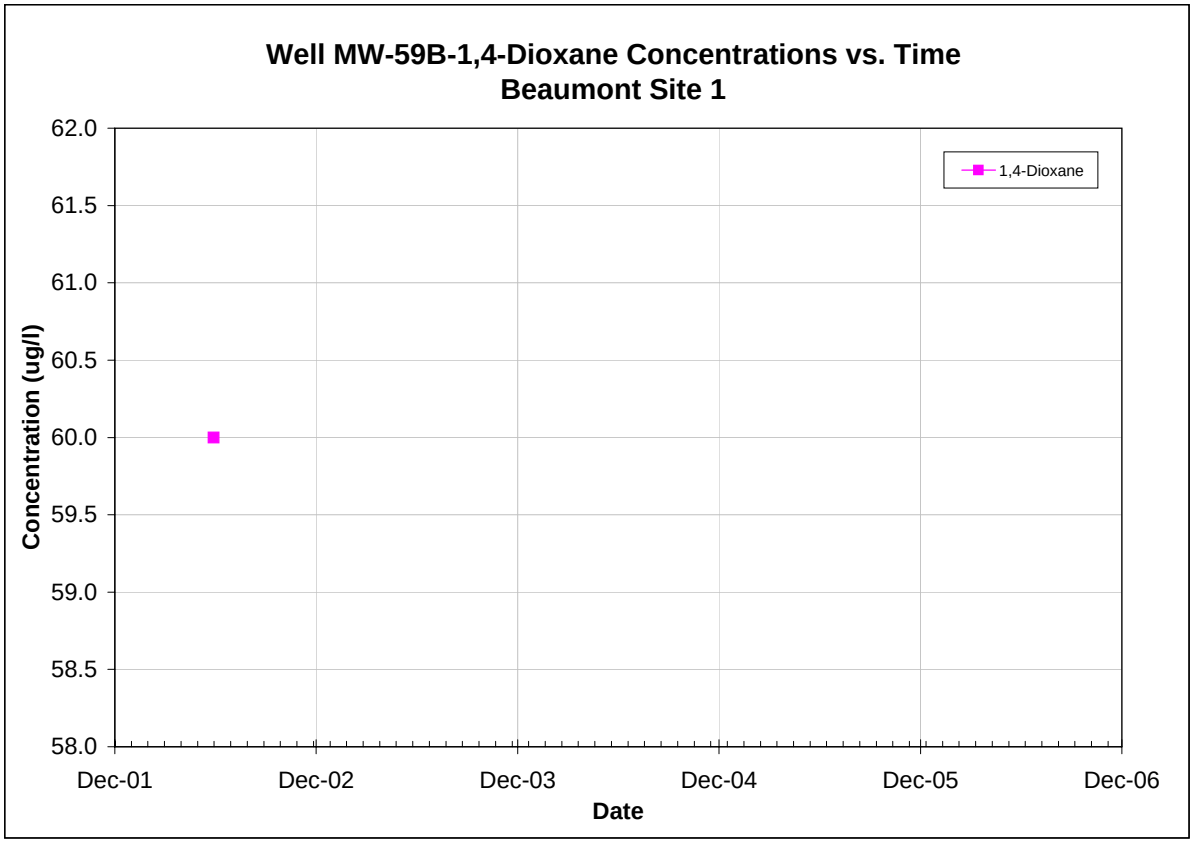

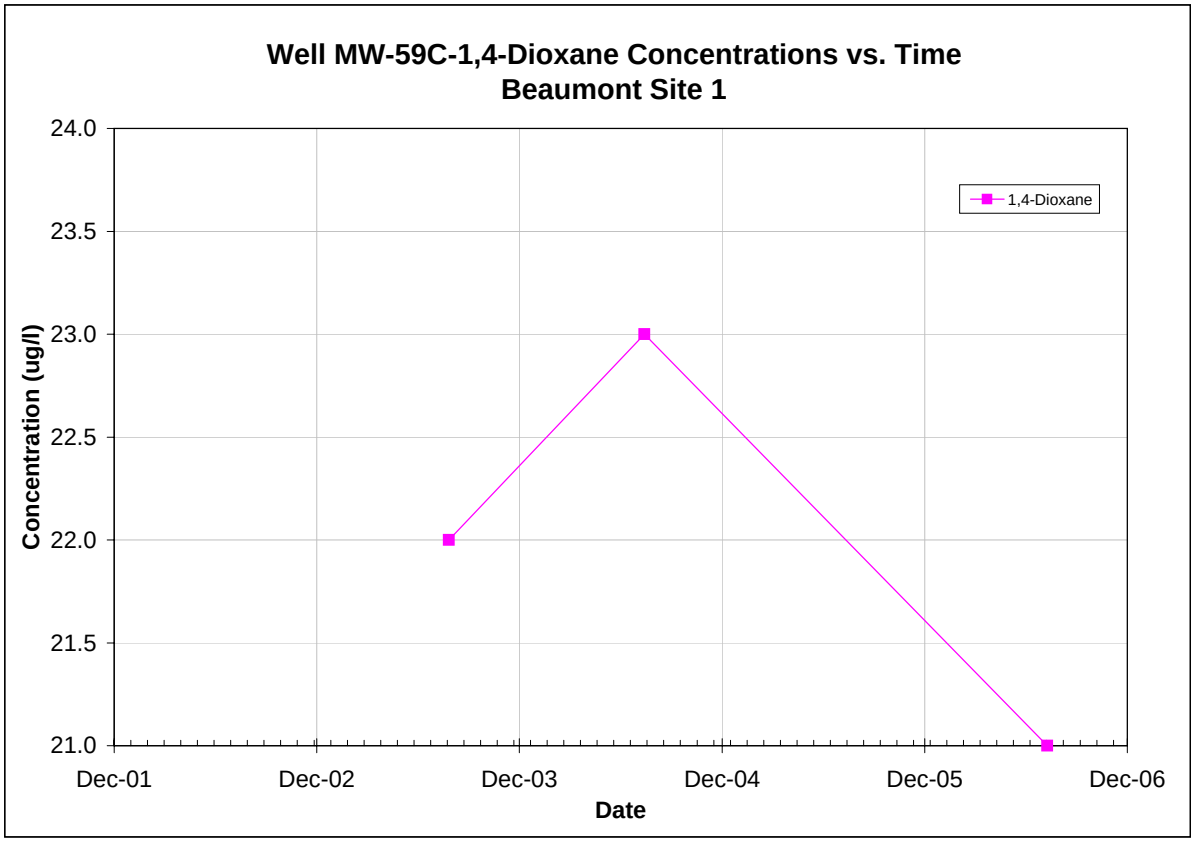

Note: All non-detections are set to zero for graphing purposes.

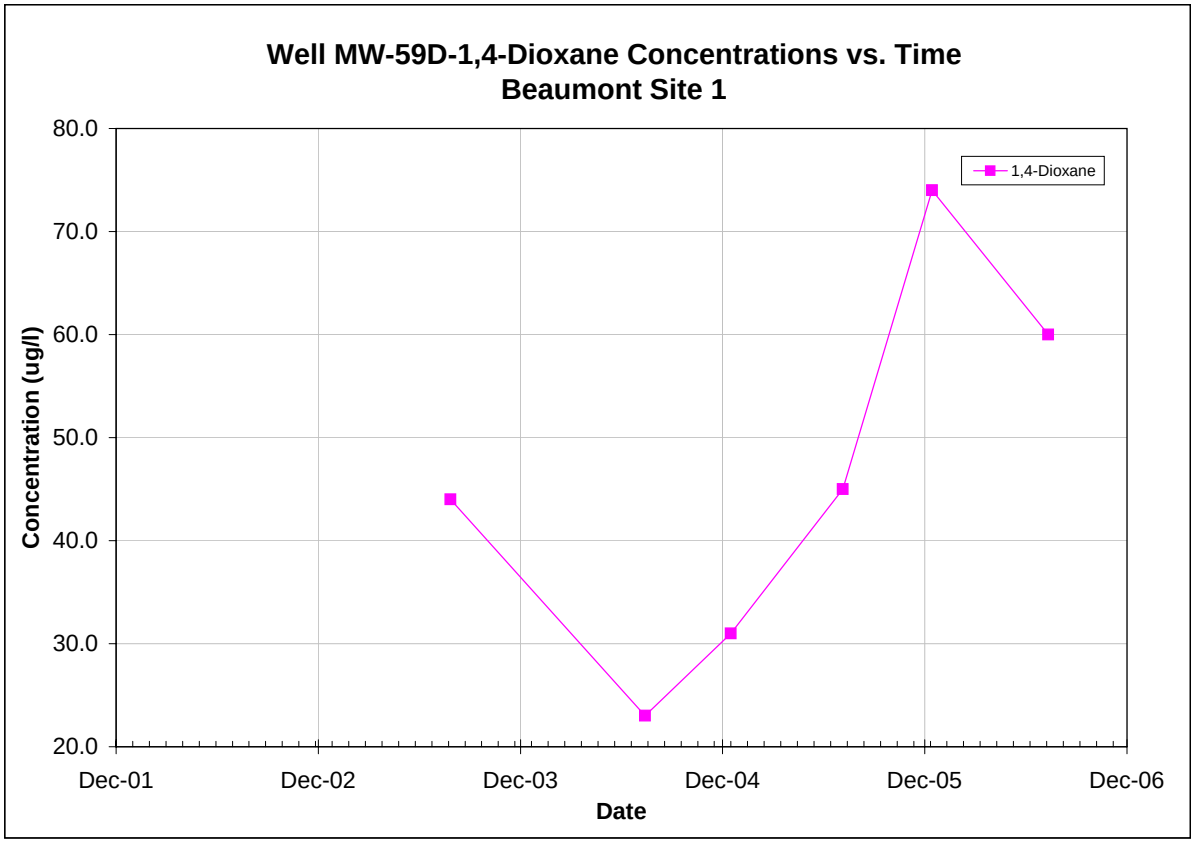

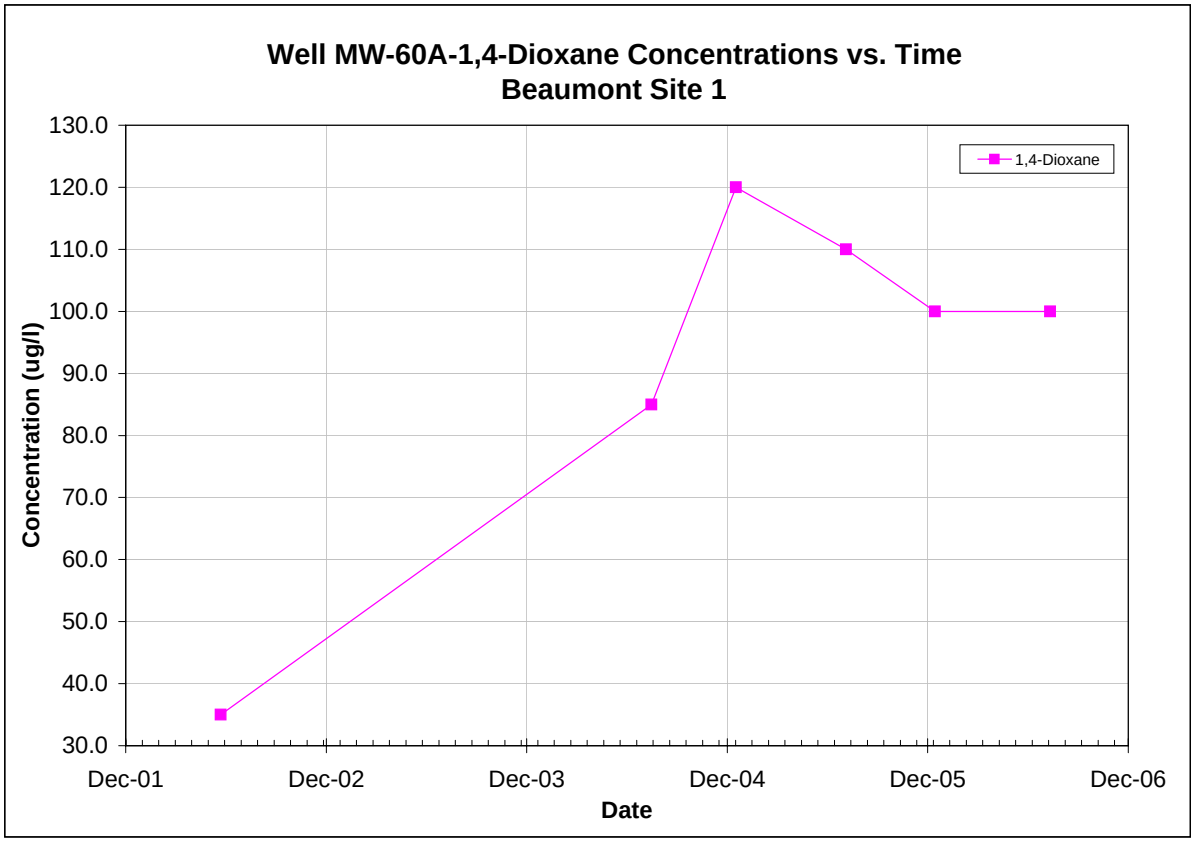

Note: All non-detections are set to zero for graphing purposes.

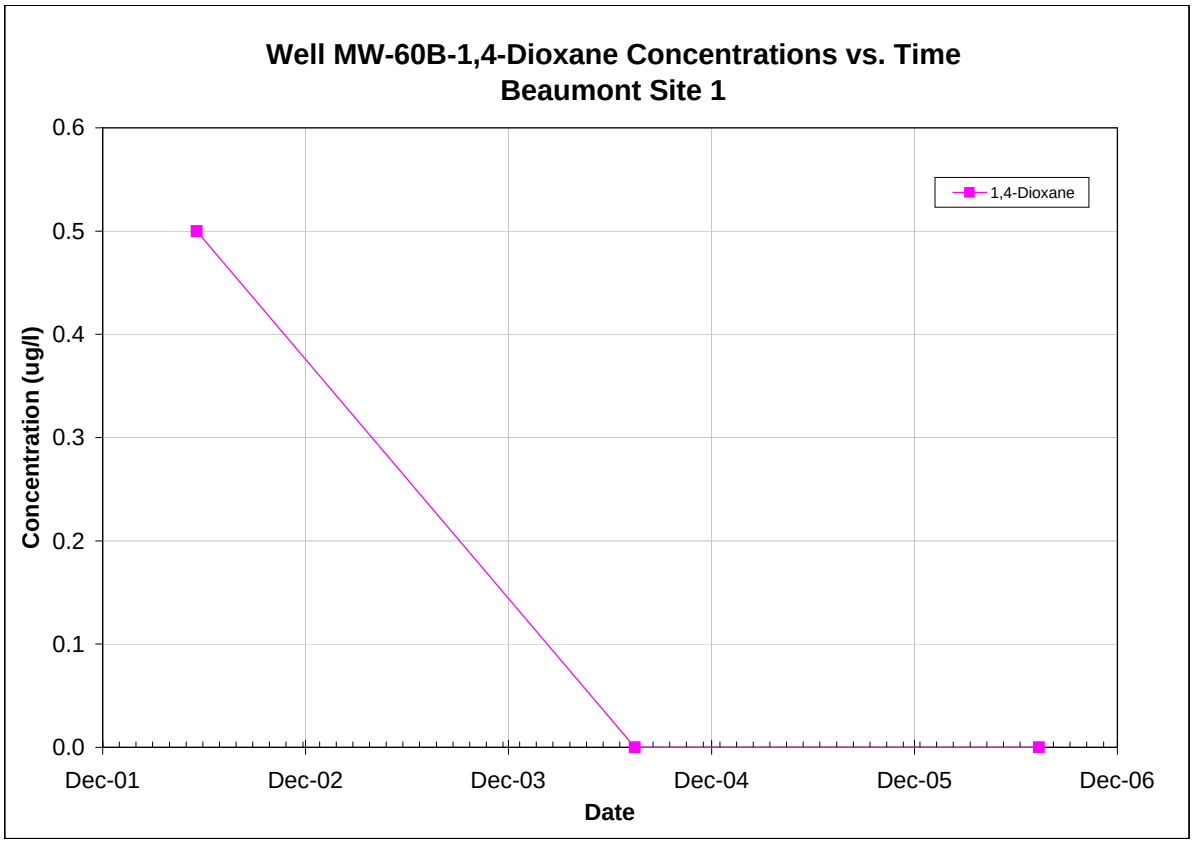

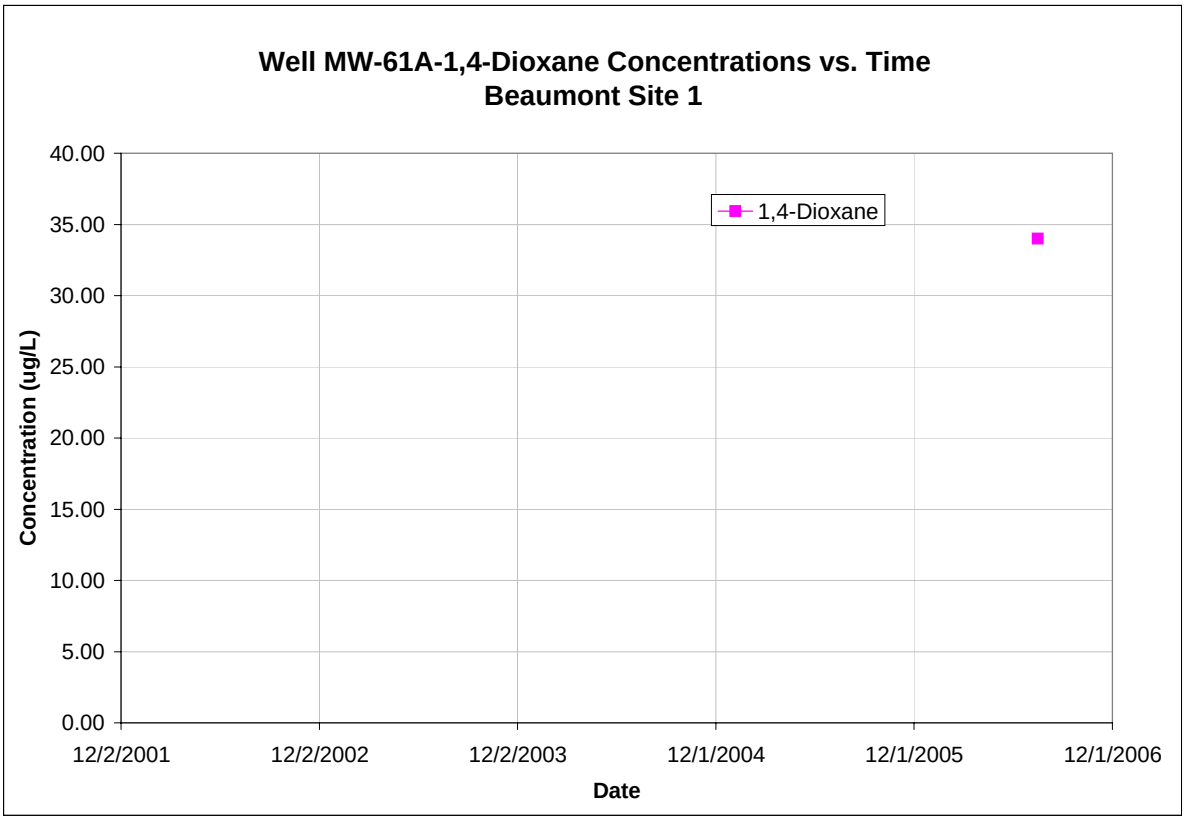

Note: All non-detections are set to zero for graphing purposes.

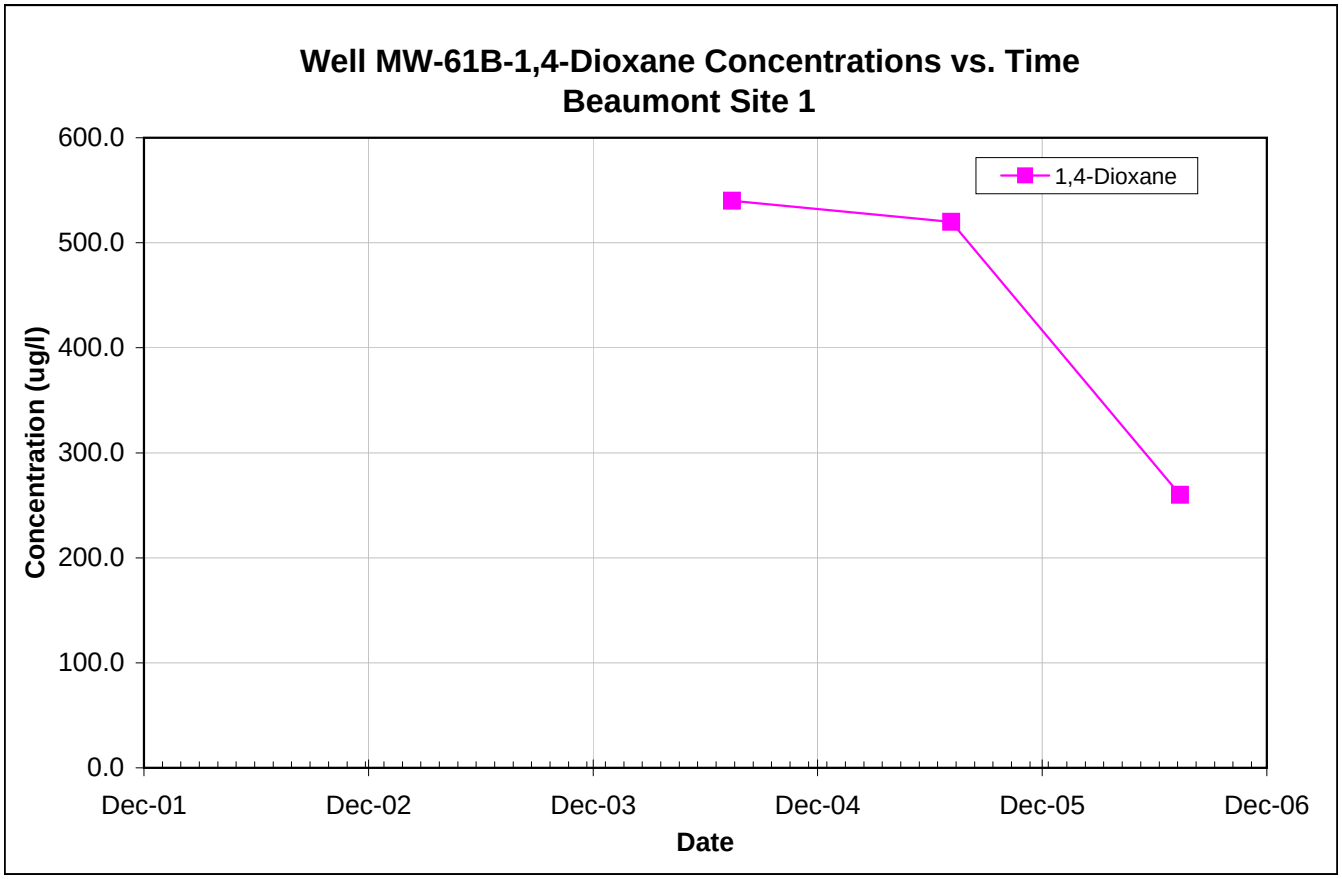

Note: All non-detections are set to zero for graphing purposes.

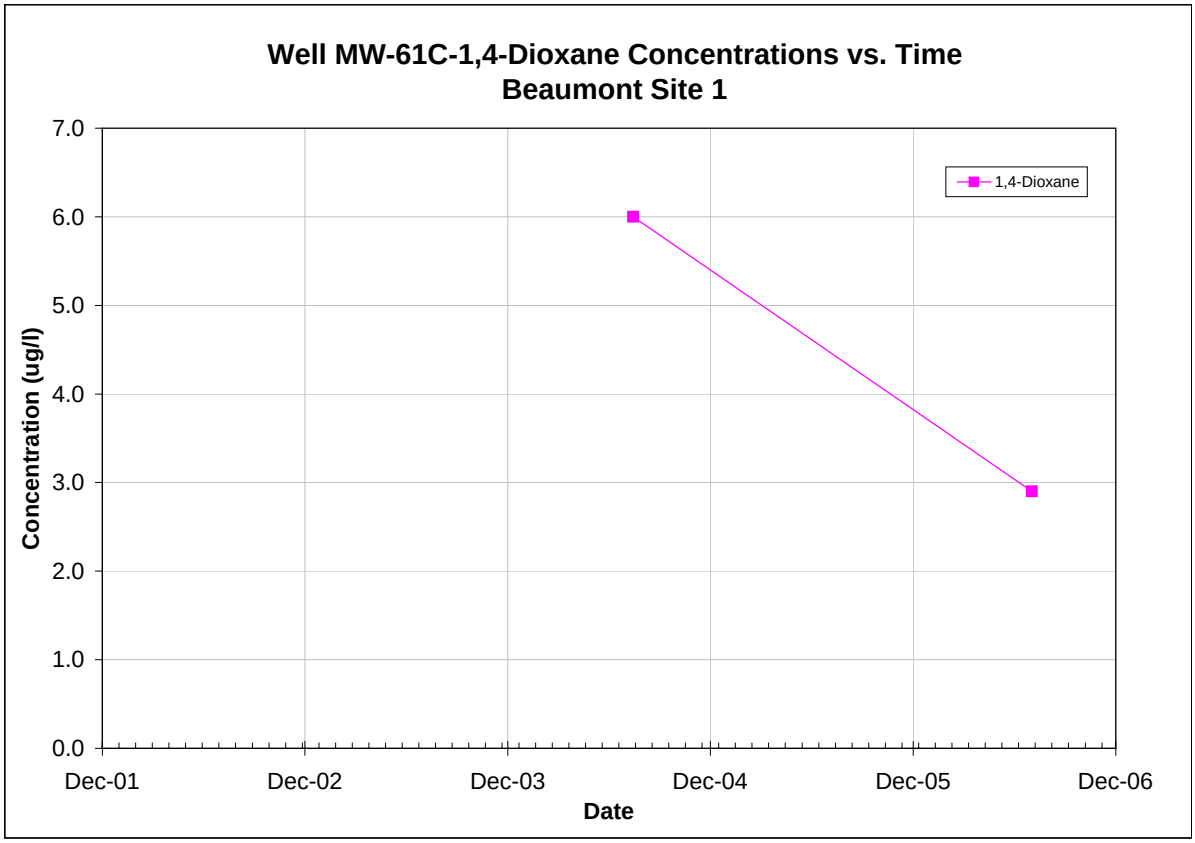

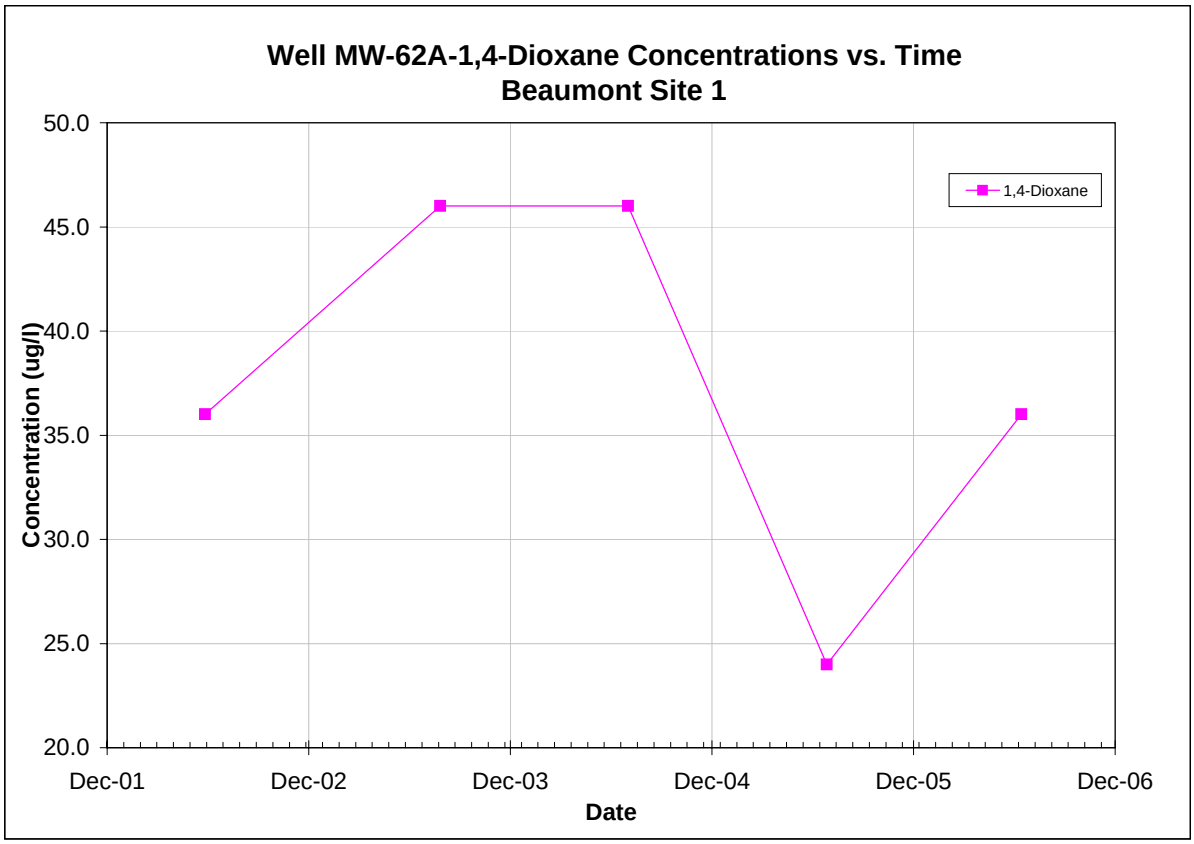

Note: All non-detections are set to zero for graphing purposes.

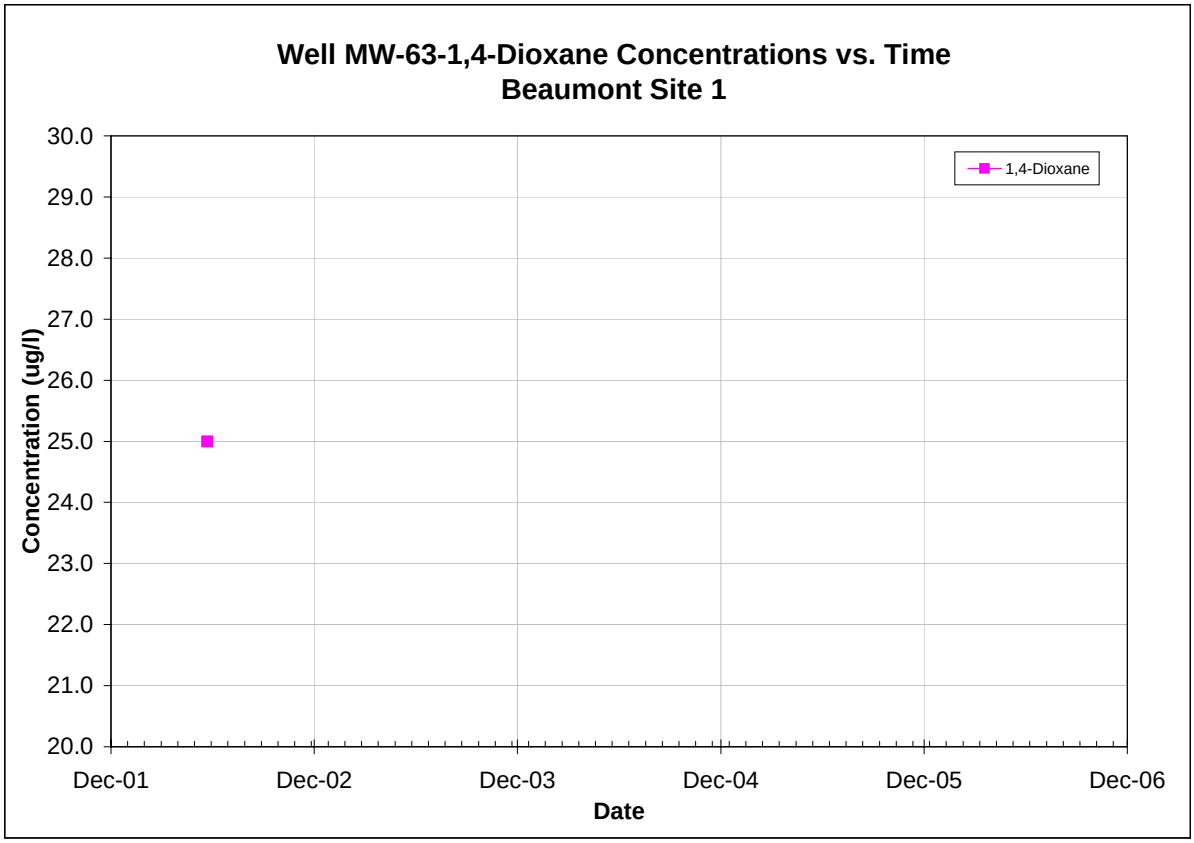

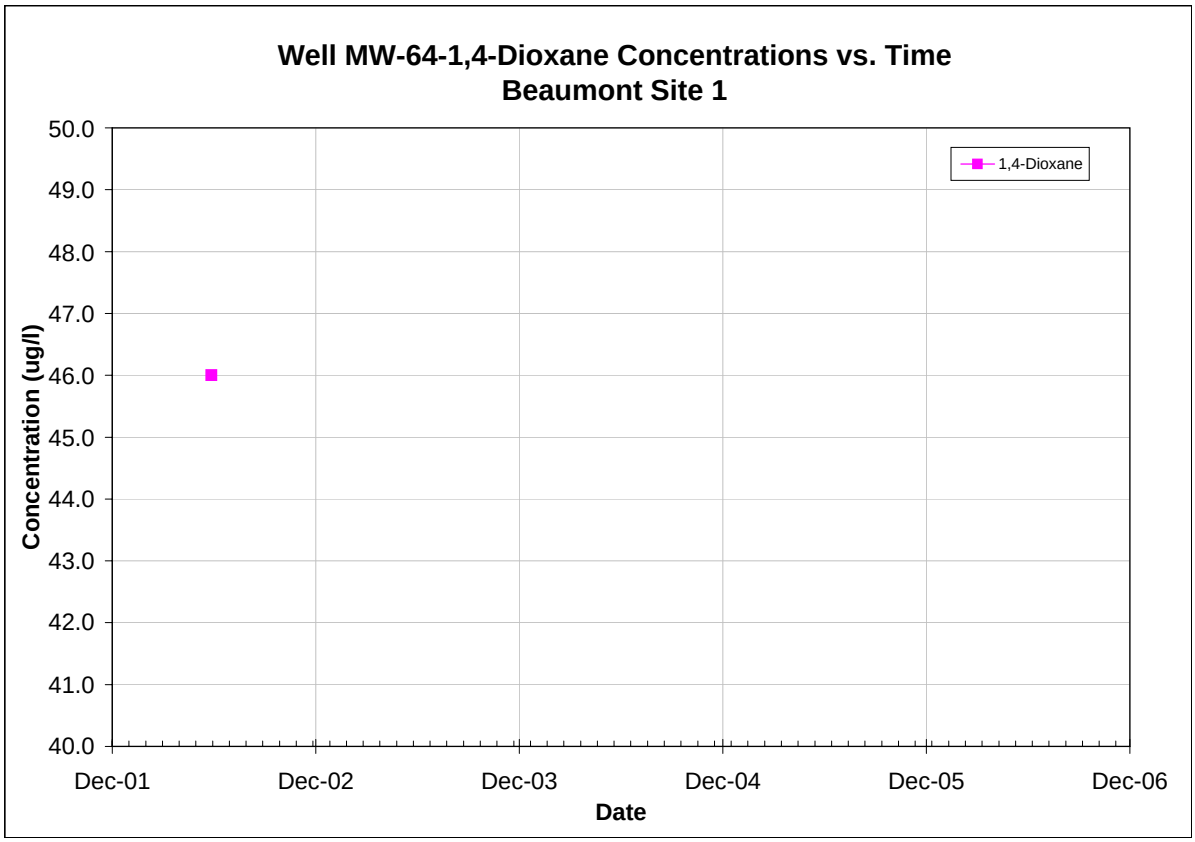

Note: All non-detections are set to zero for graphing purposes.

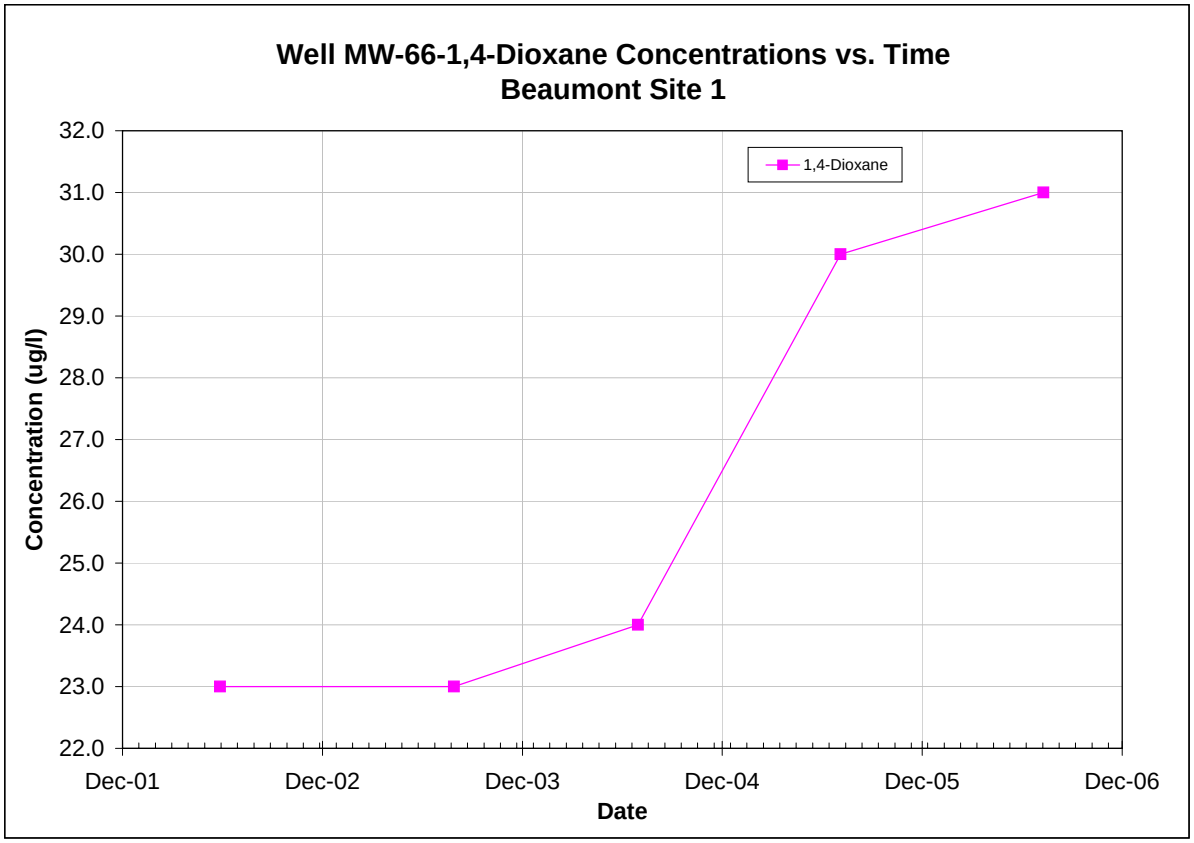

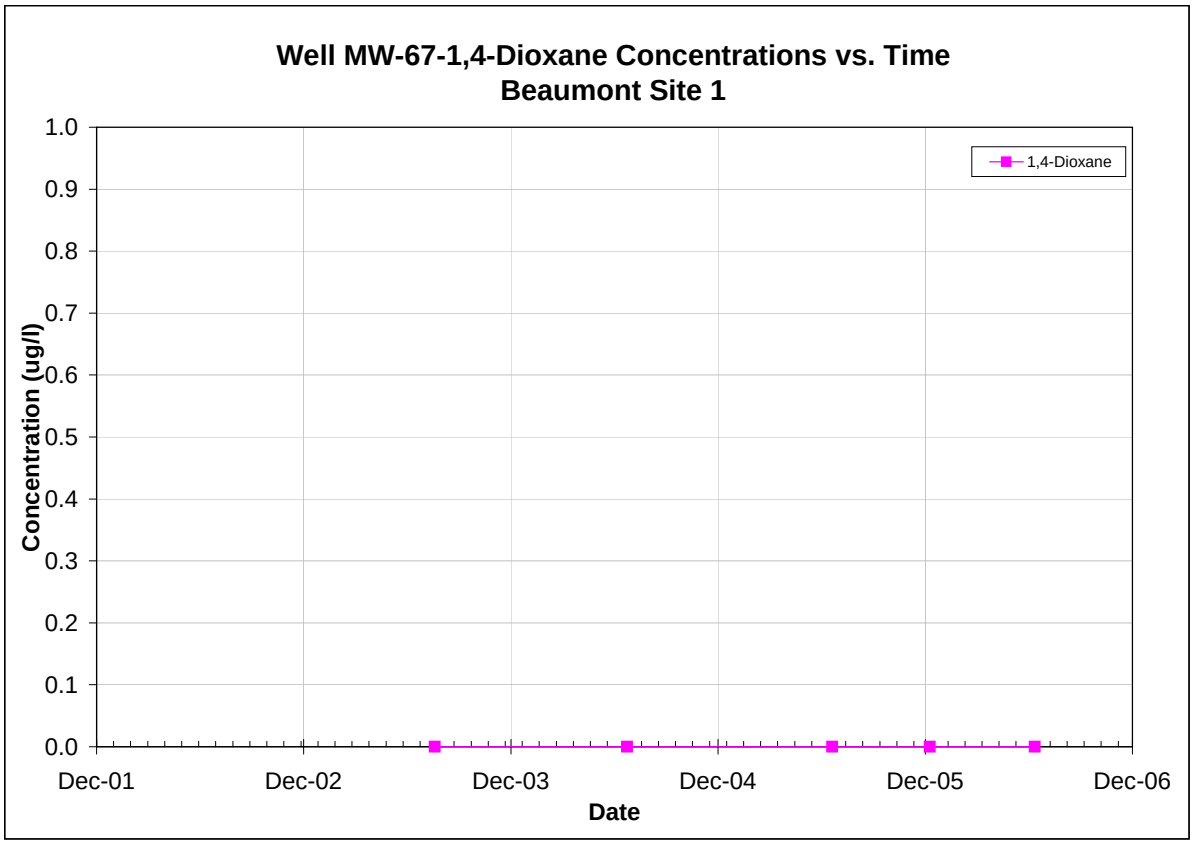

Note: All non-detections are set to zero for graphing purposes.

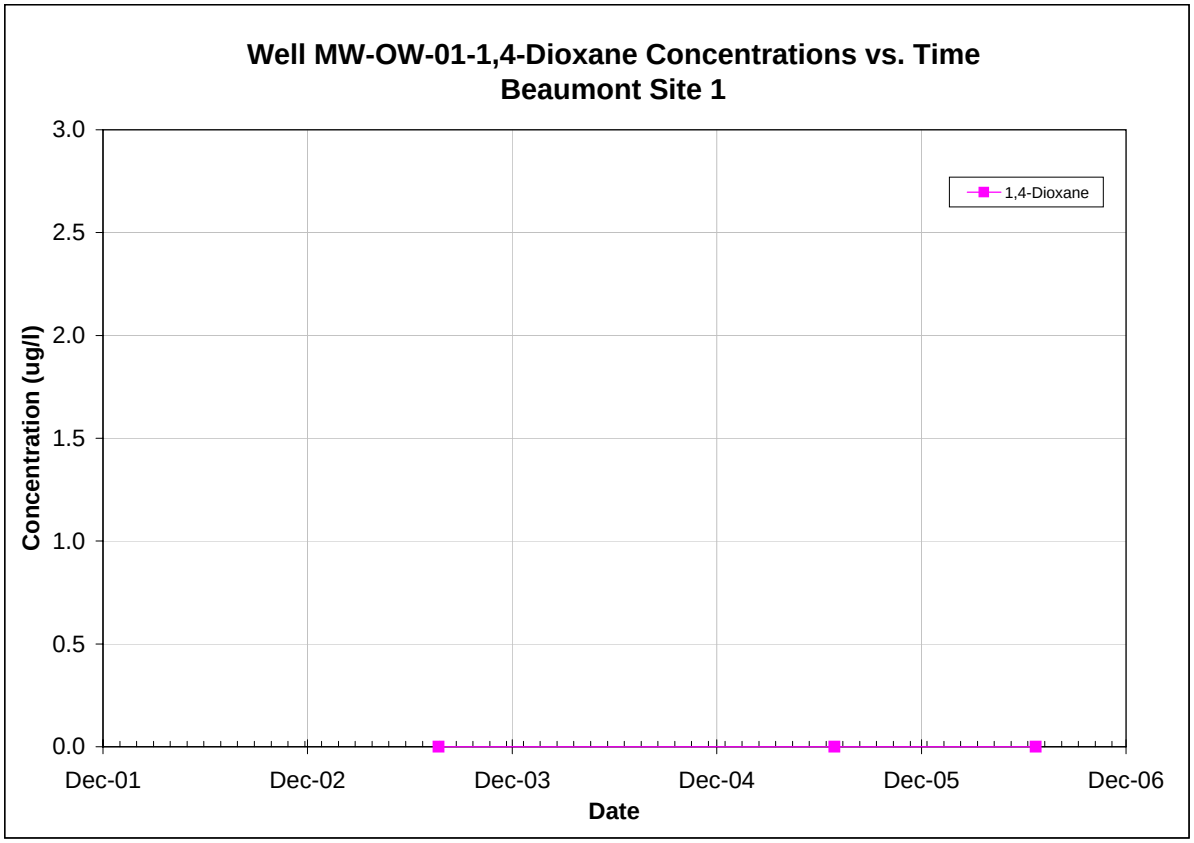

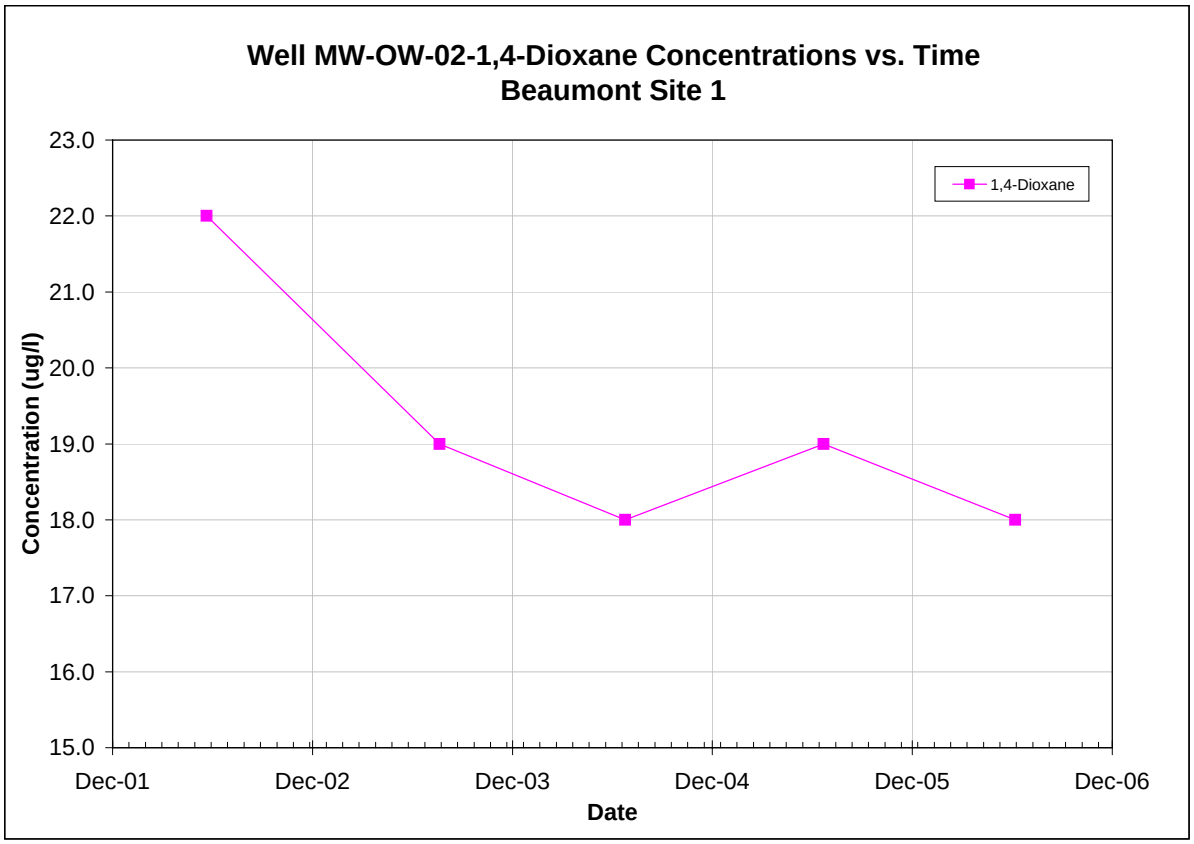

Note: All non-detections are set to zero for graphing purposes.

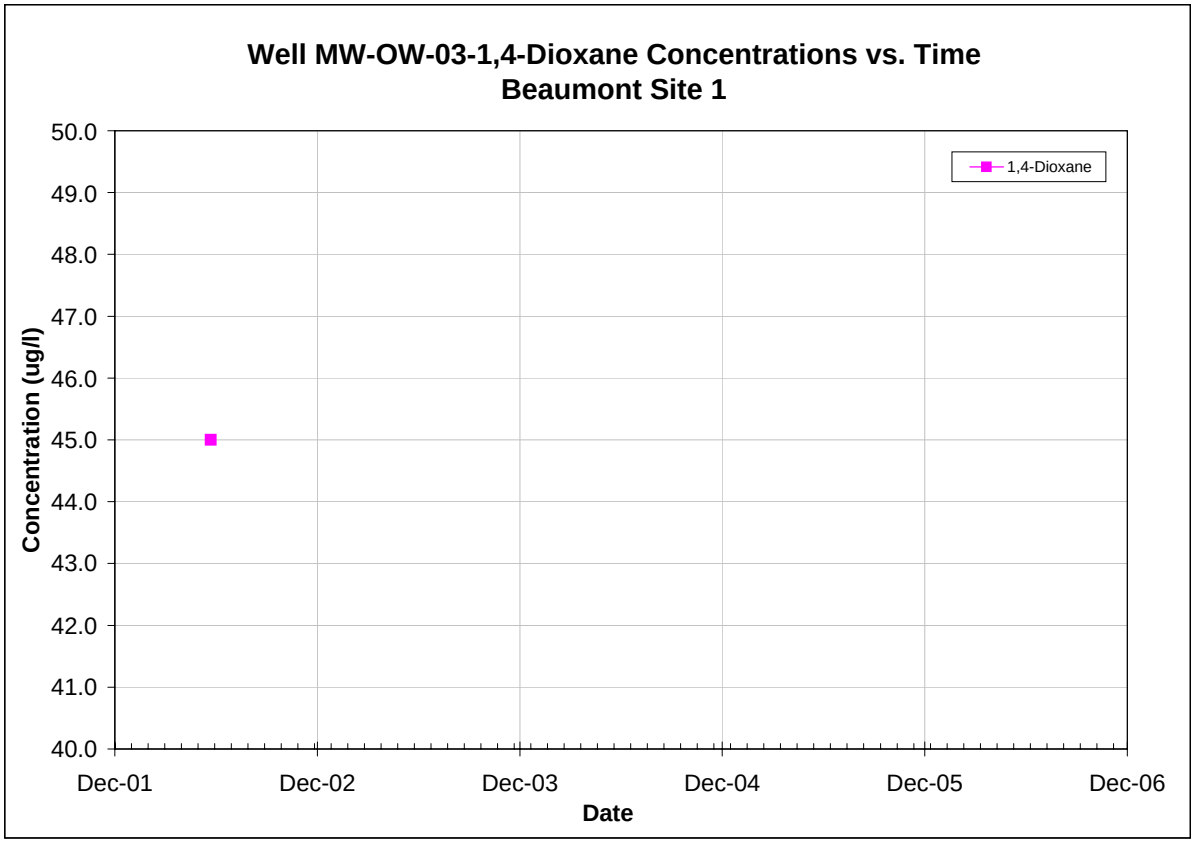

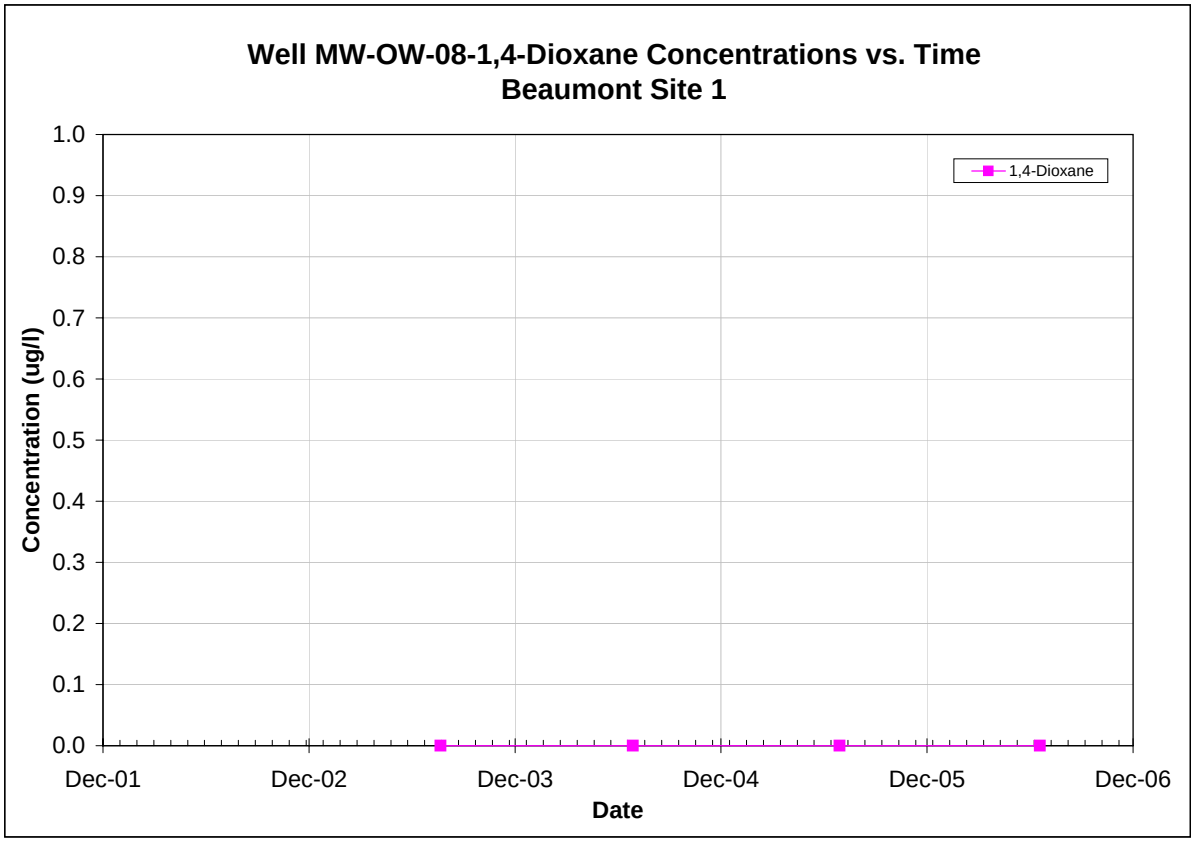

Note: All non-detections are set to zero for graphing purposes.

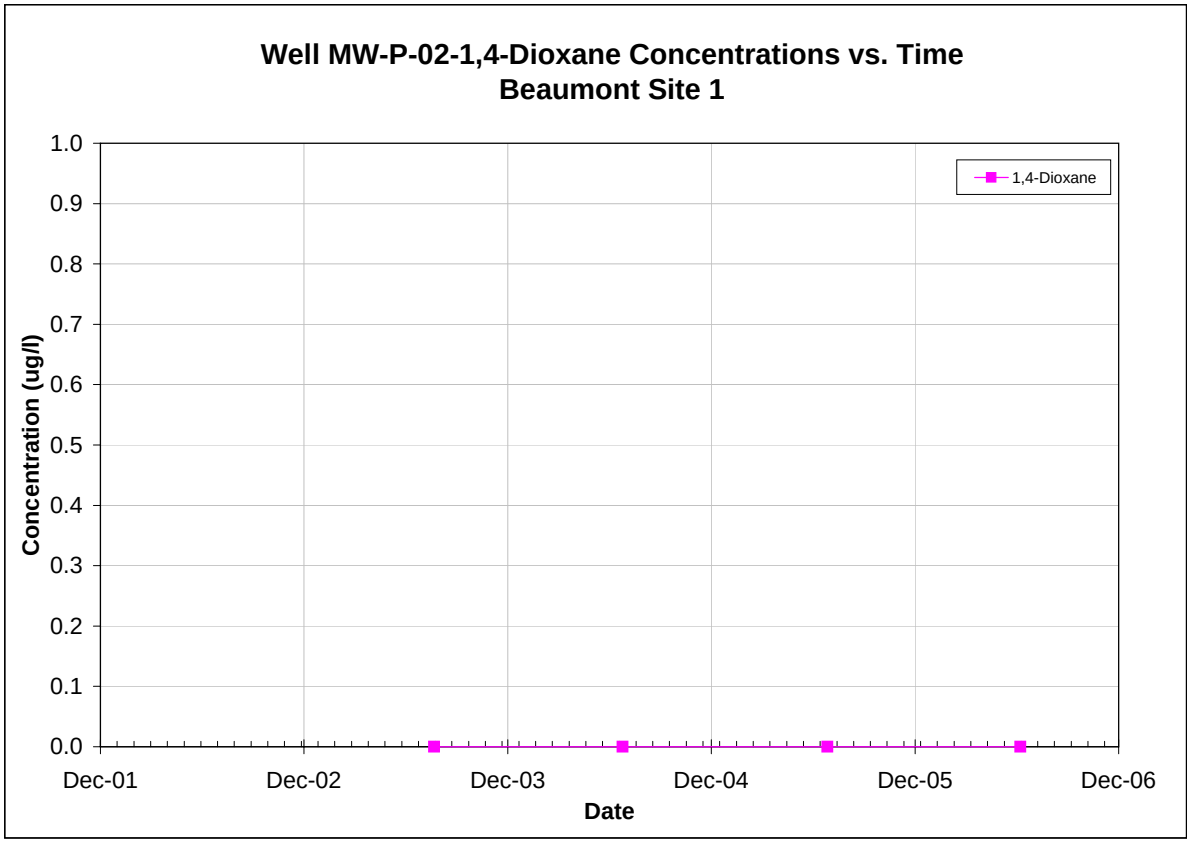

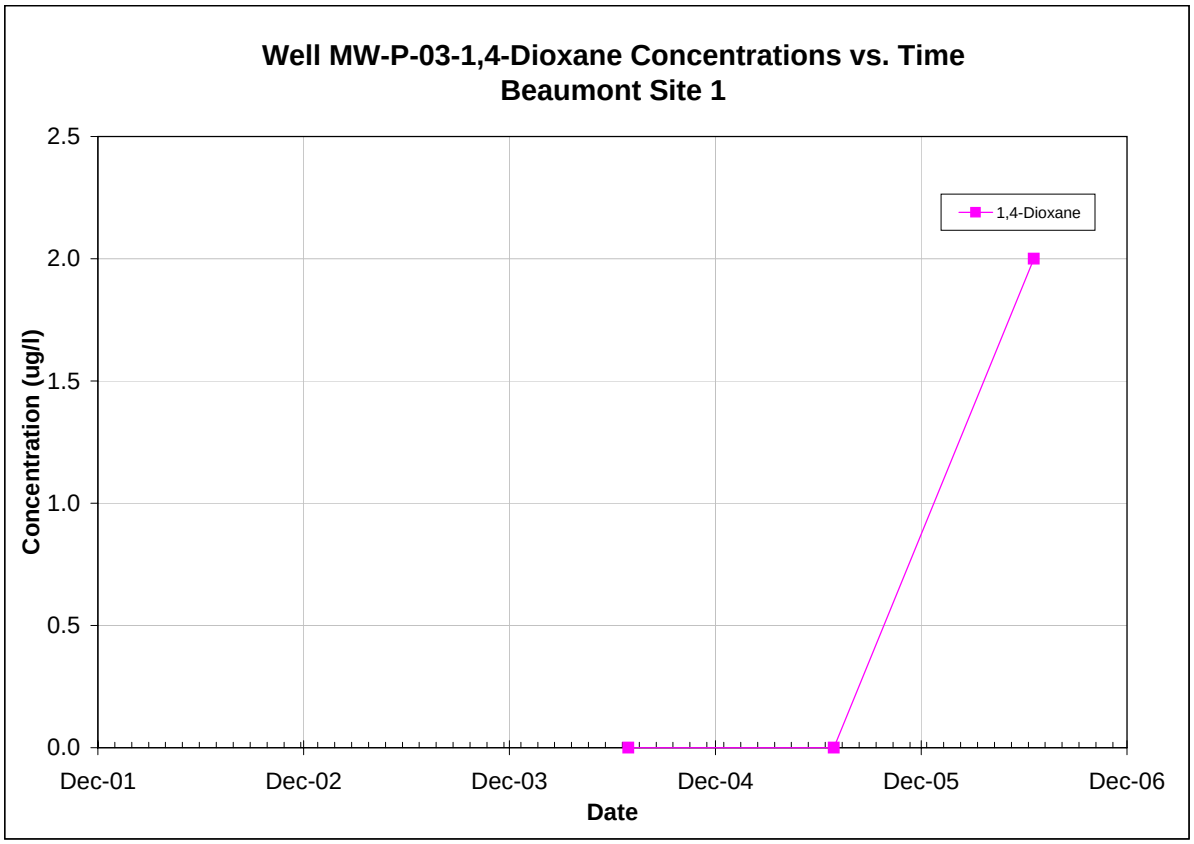

Note: All non-detections are set to zero for graphing purposes.

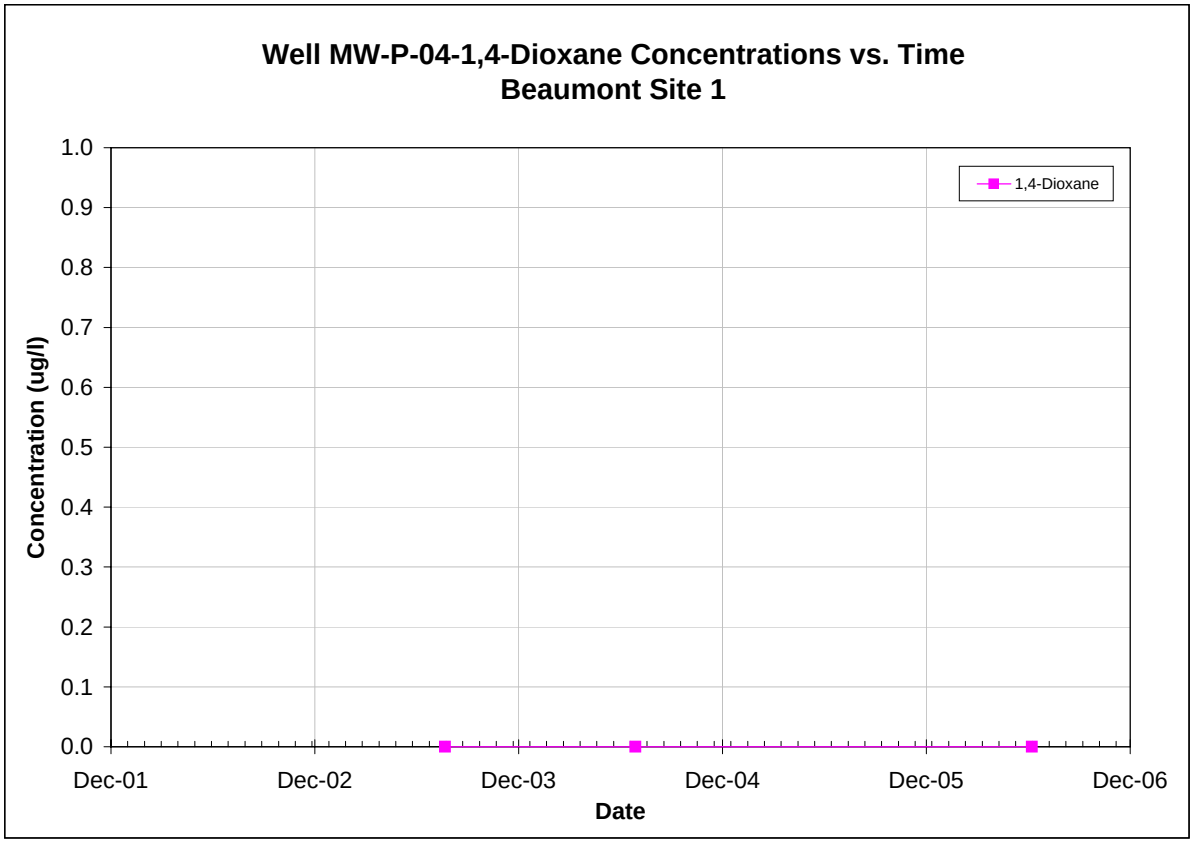

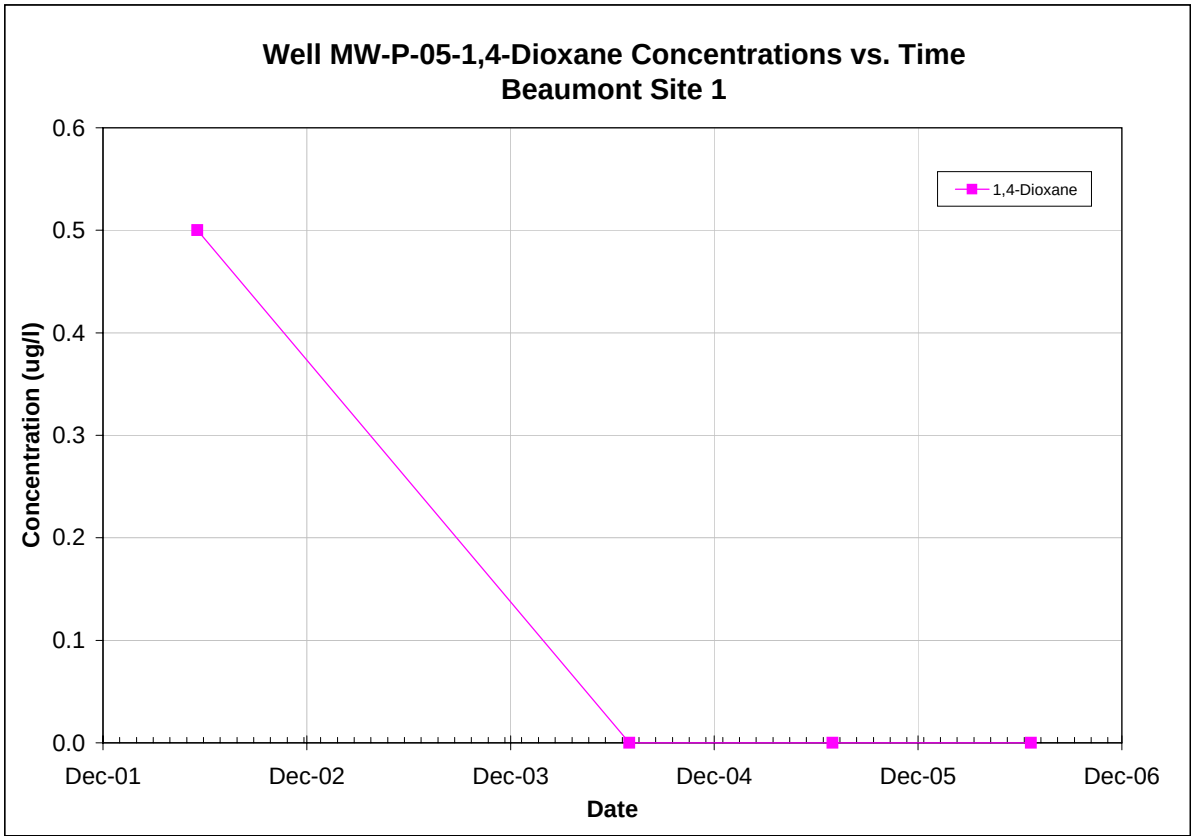

Note: All non-detections are set to zero for graphing purposes.

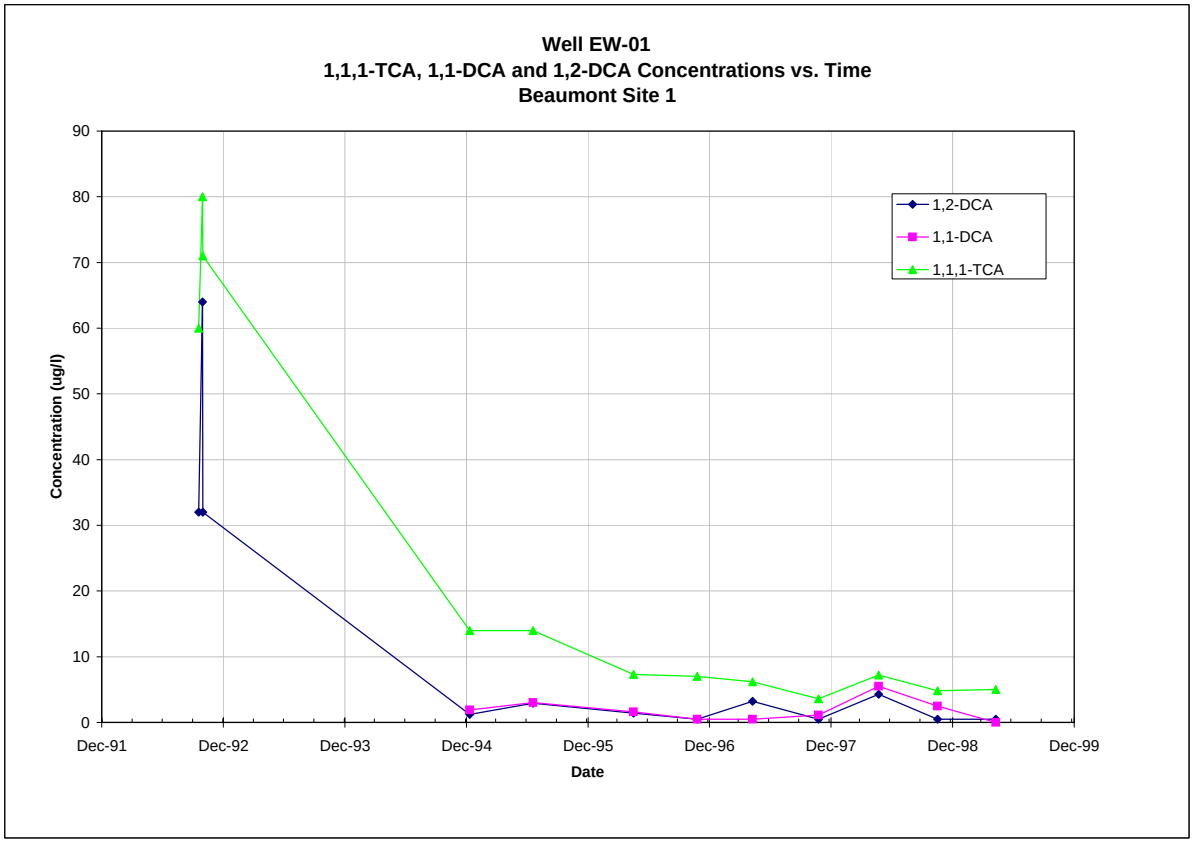

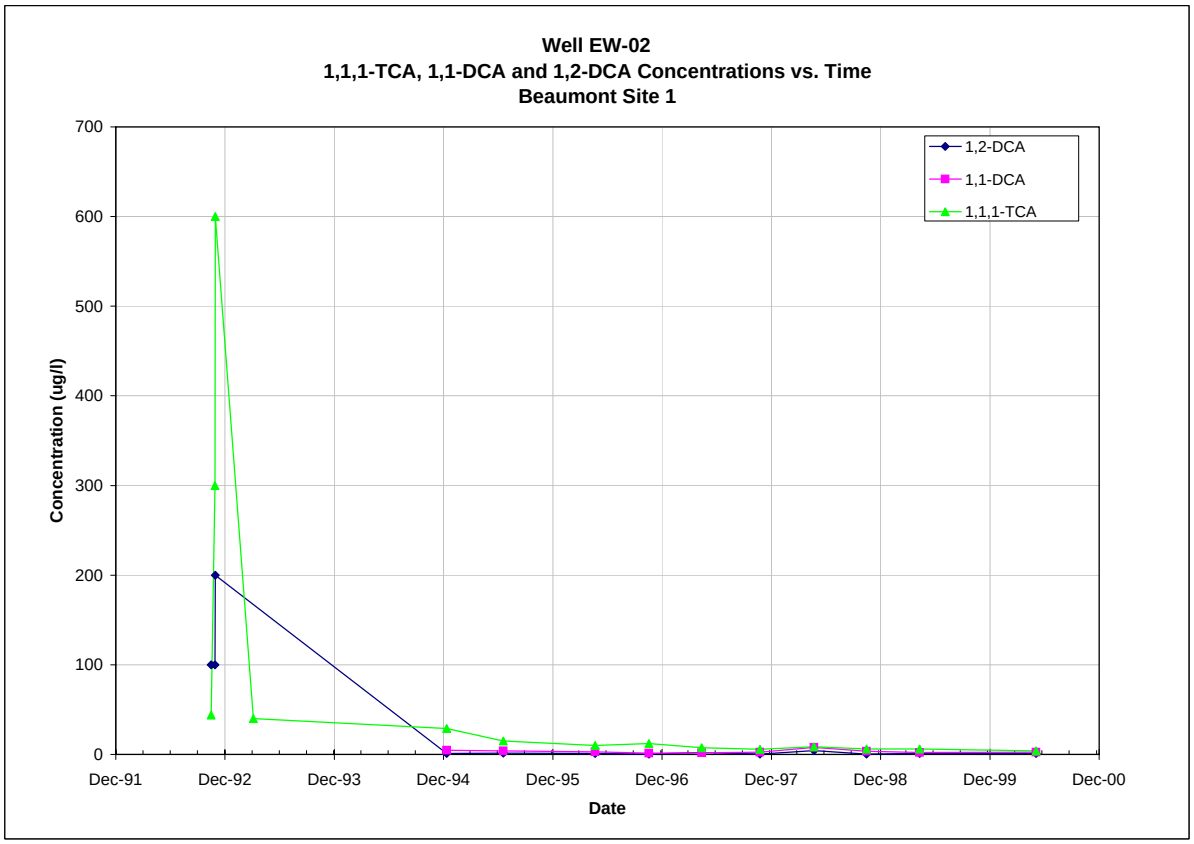

Note: All non-detections are set to zero for graphing purposes.

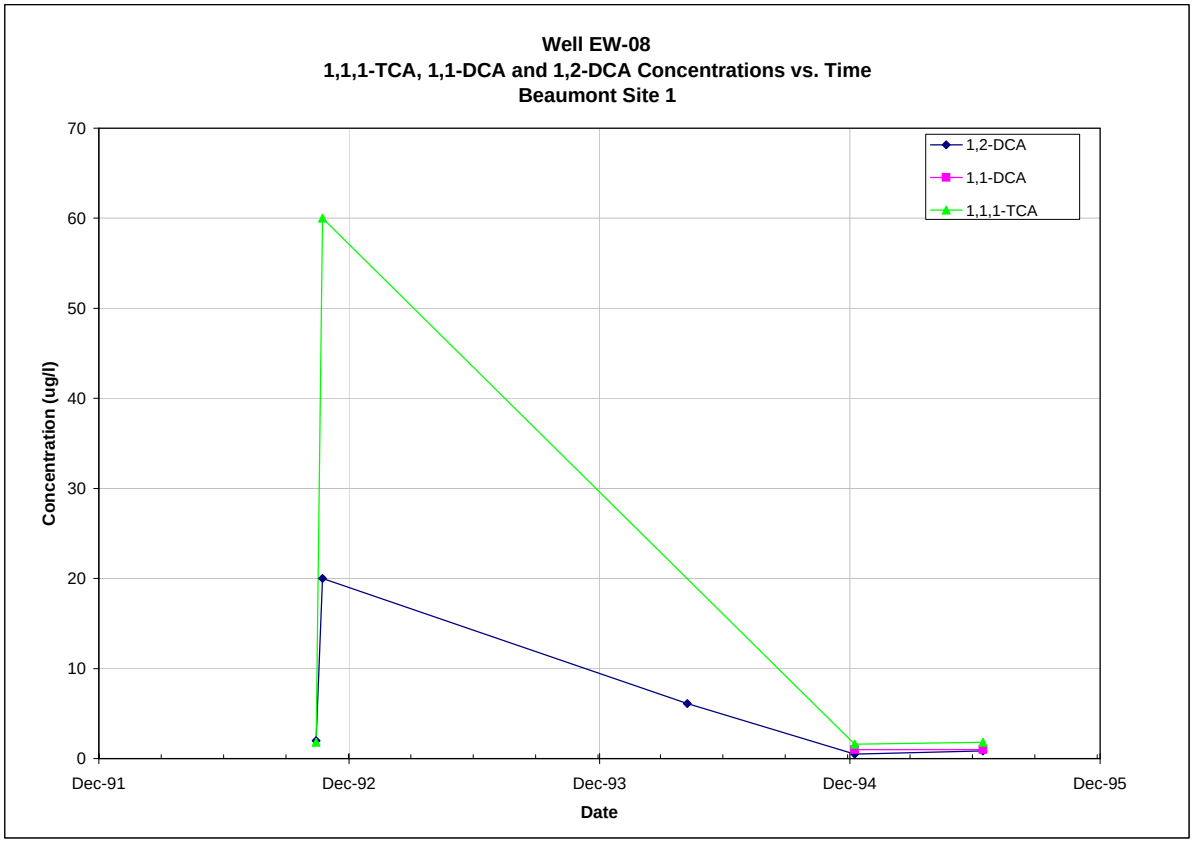

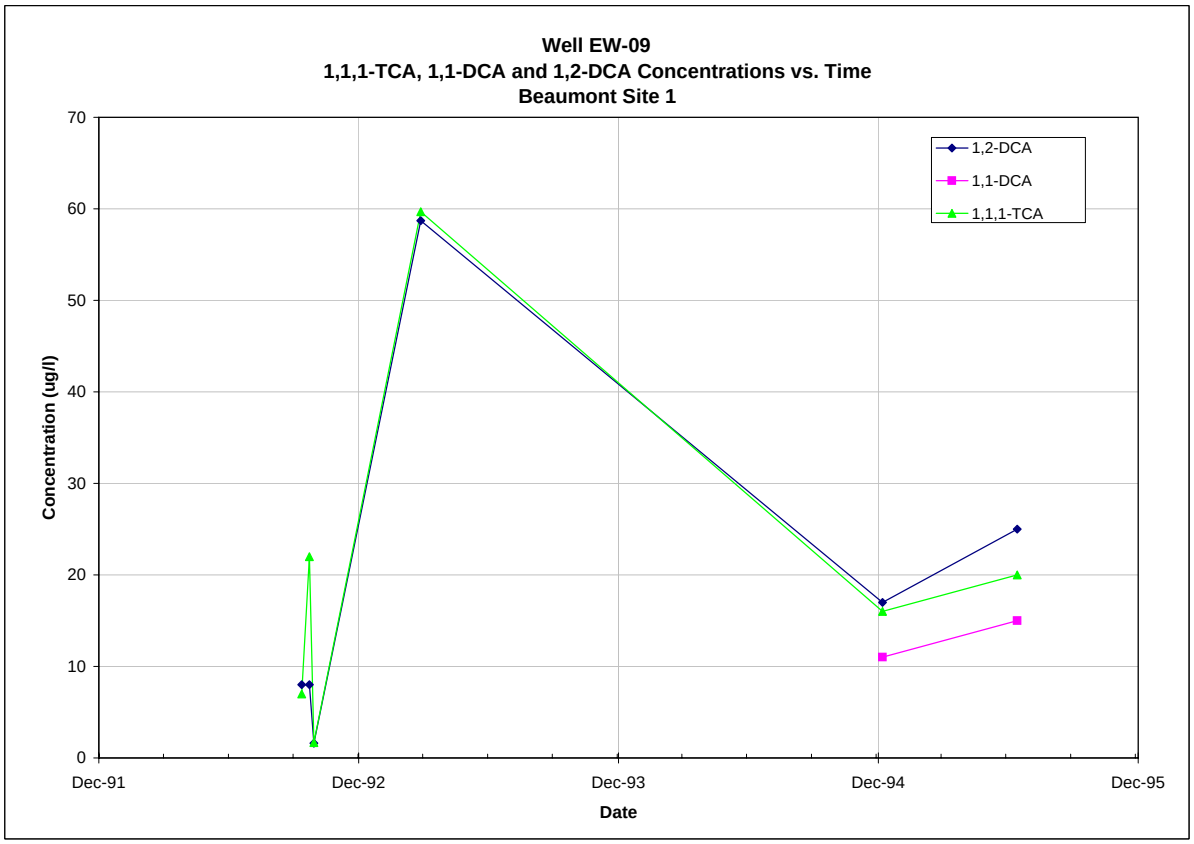

Note: All non-detections are set to zero for graphing purposes.

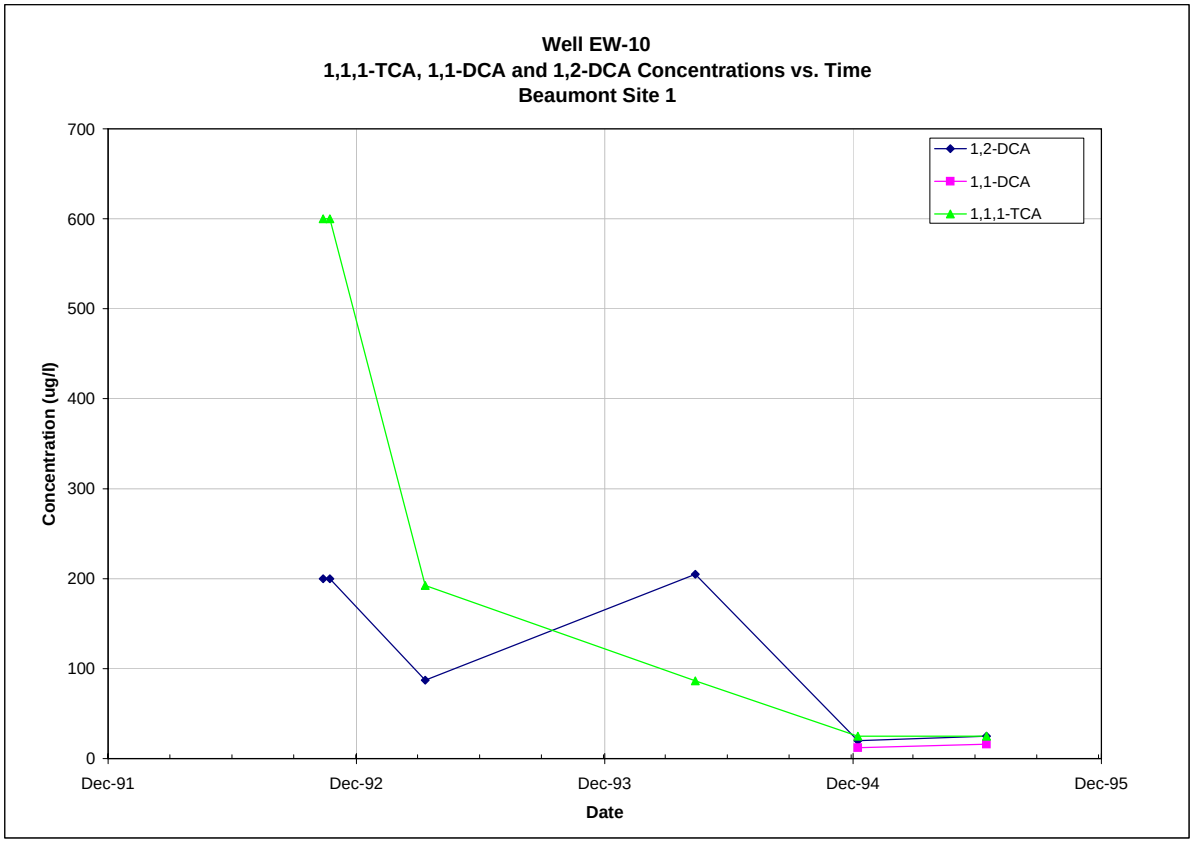

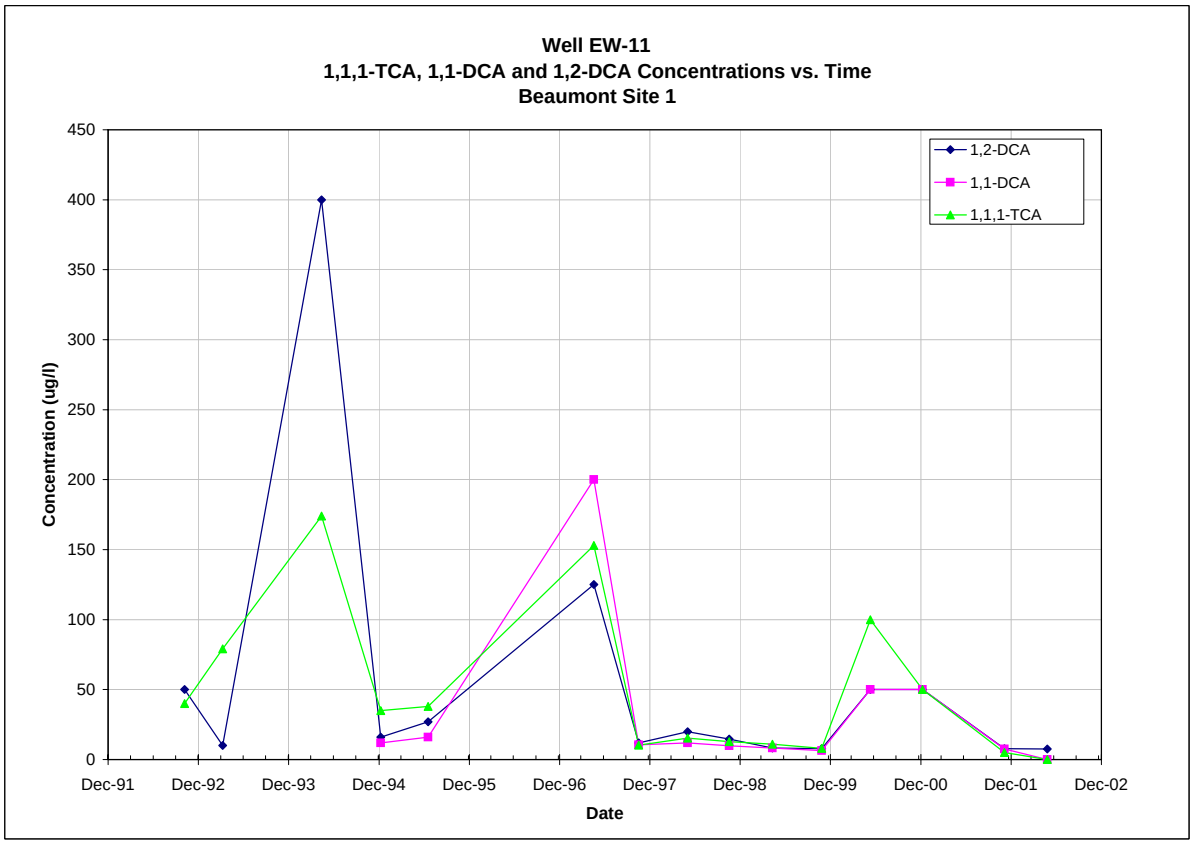

Note: All non-detections are set to zero for graphing purposes.

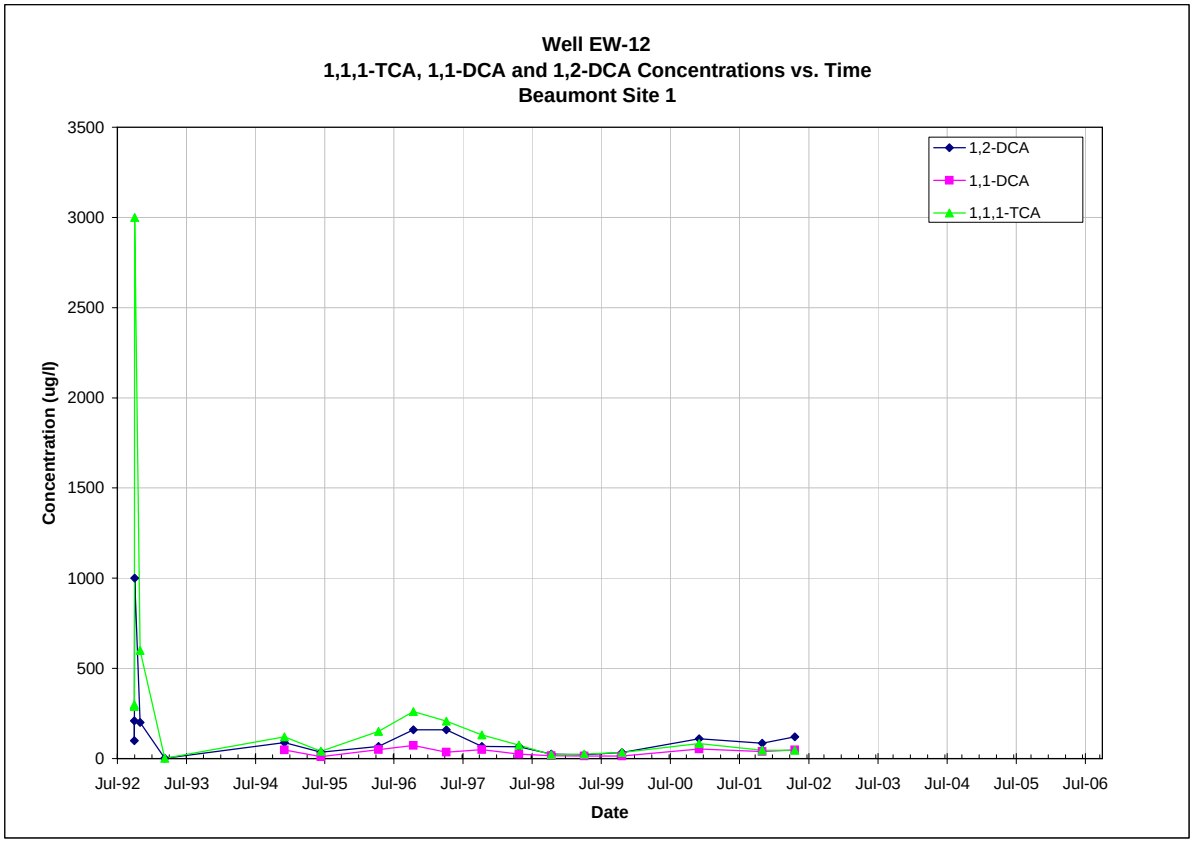

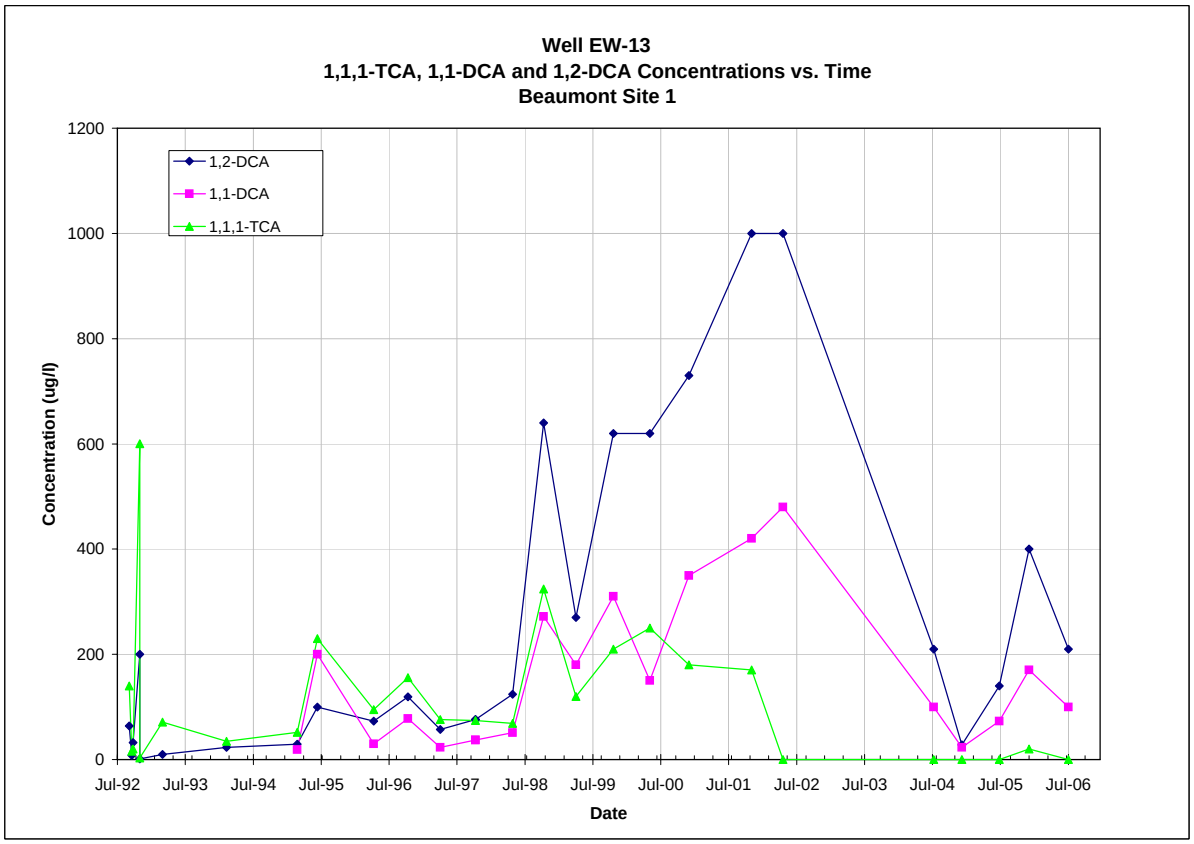

Note: All non-detections are set to zero for graphing purposes.

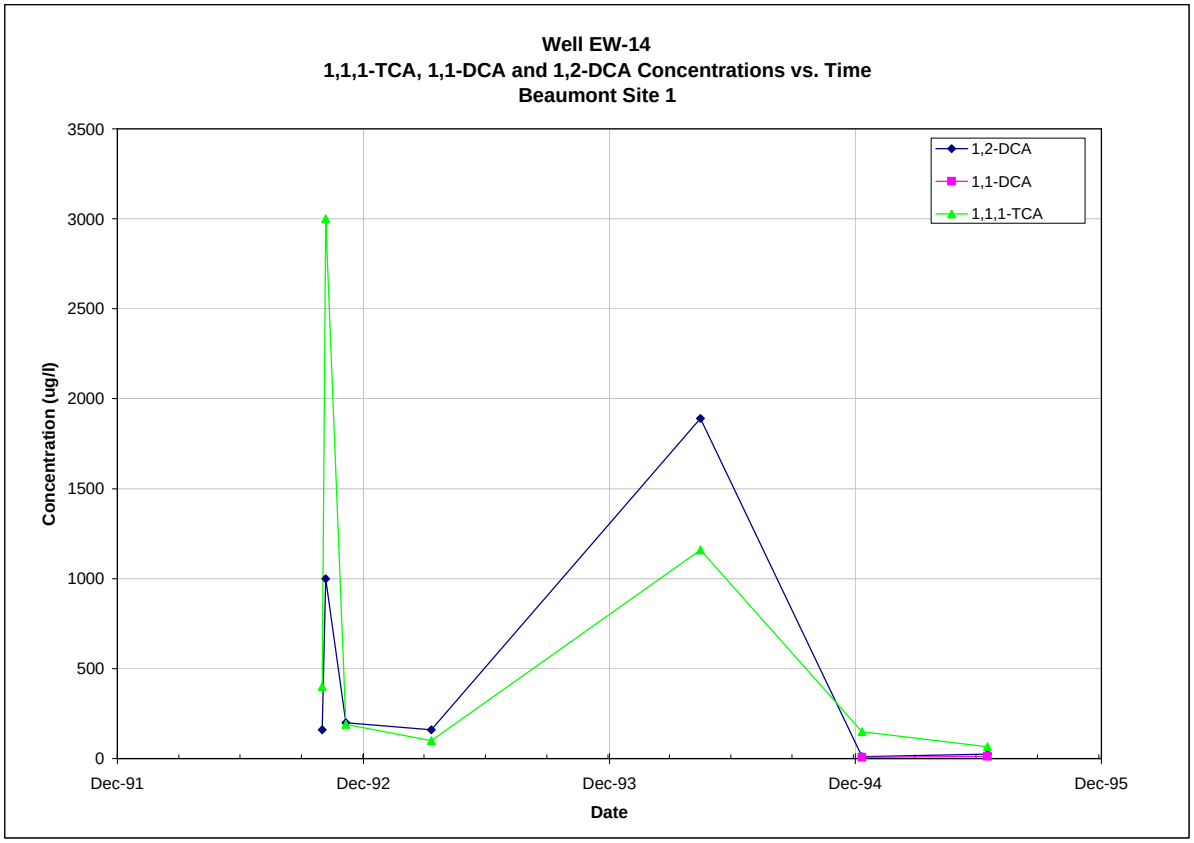

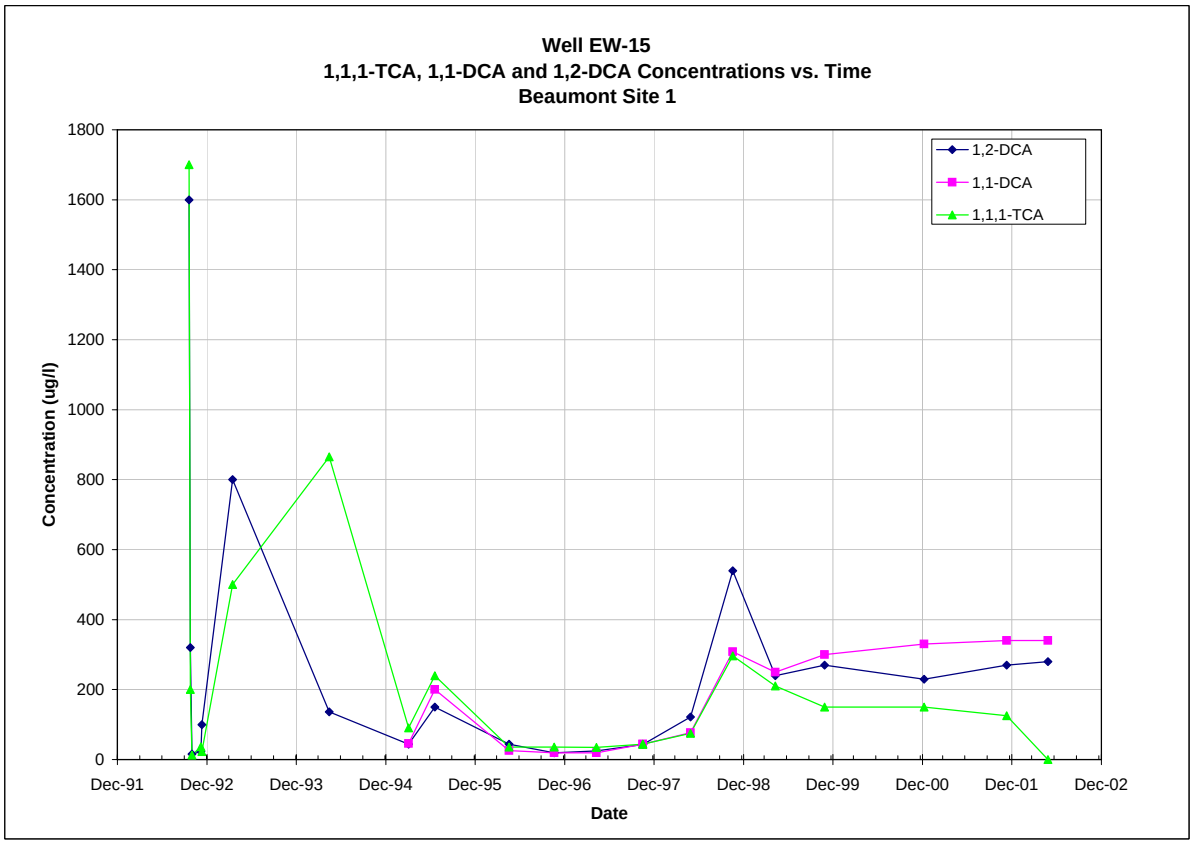

Note: All non-detections are set to zero for graphing purposes.

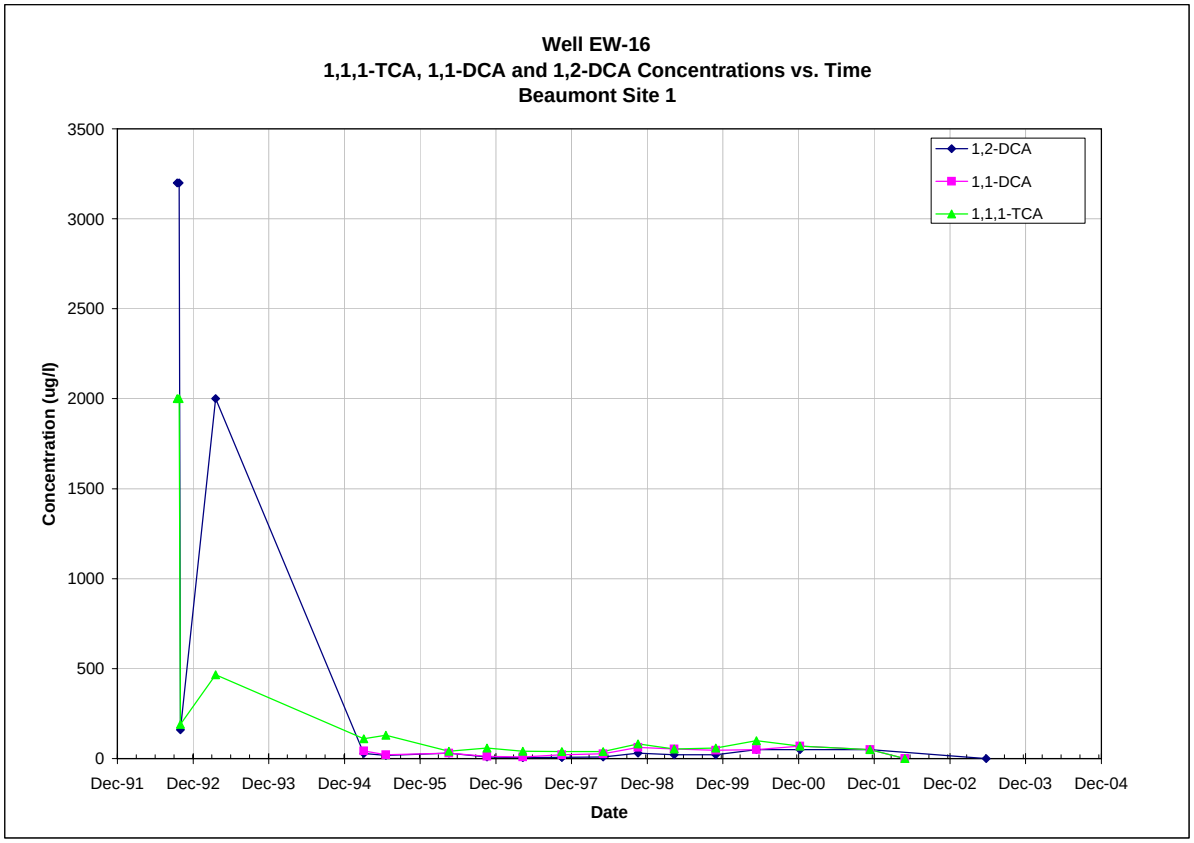

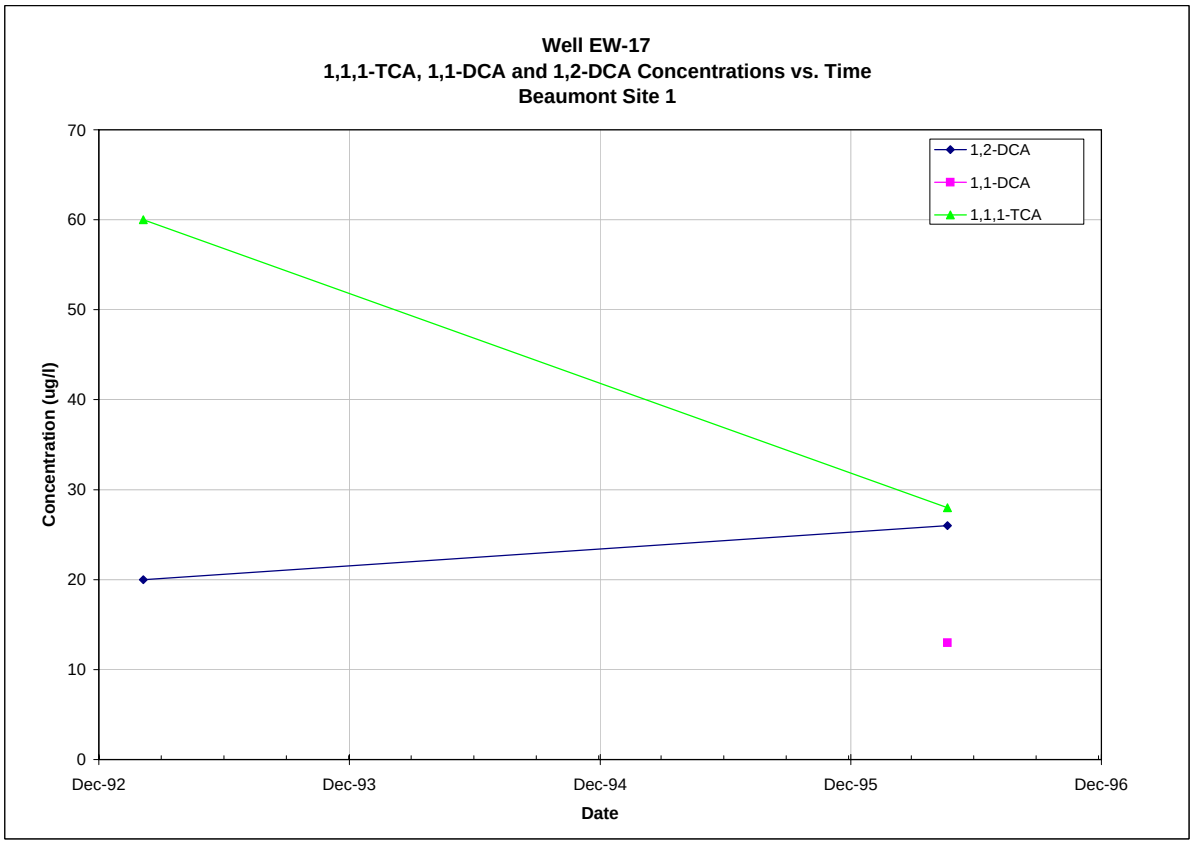

Note: All non-detections are set to zero for graphing purposes.

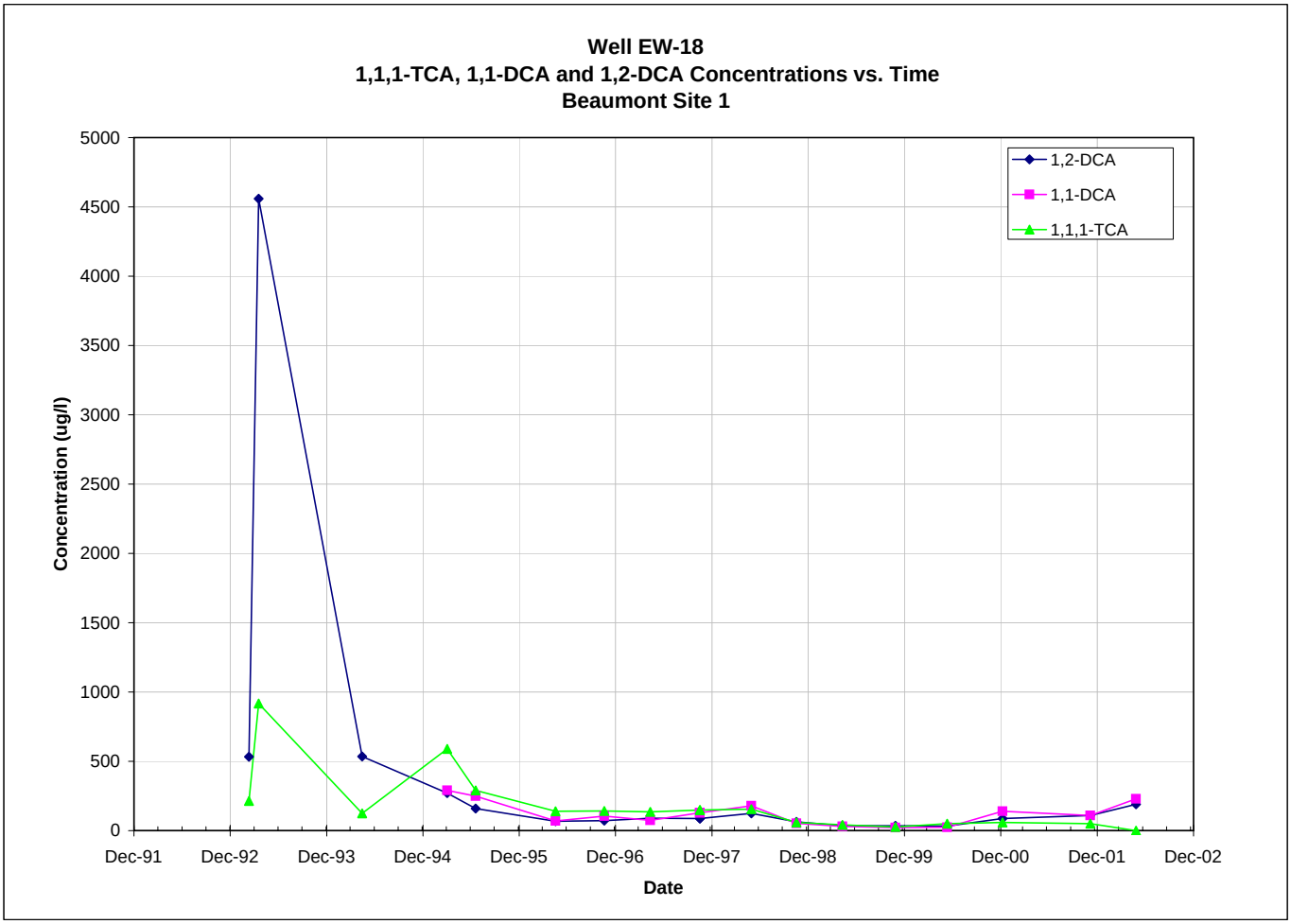

Note: All non-detections are set to zero for graphing purposes.

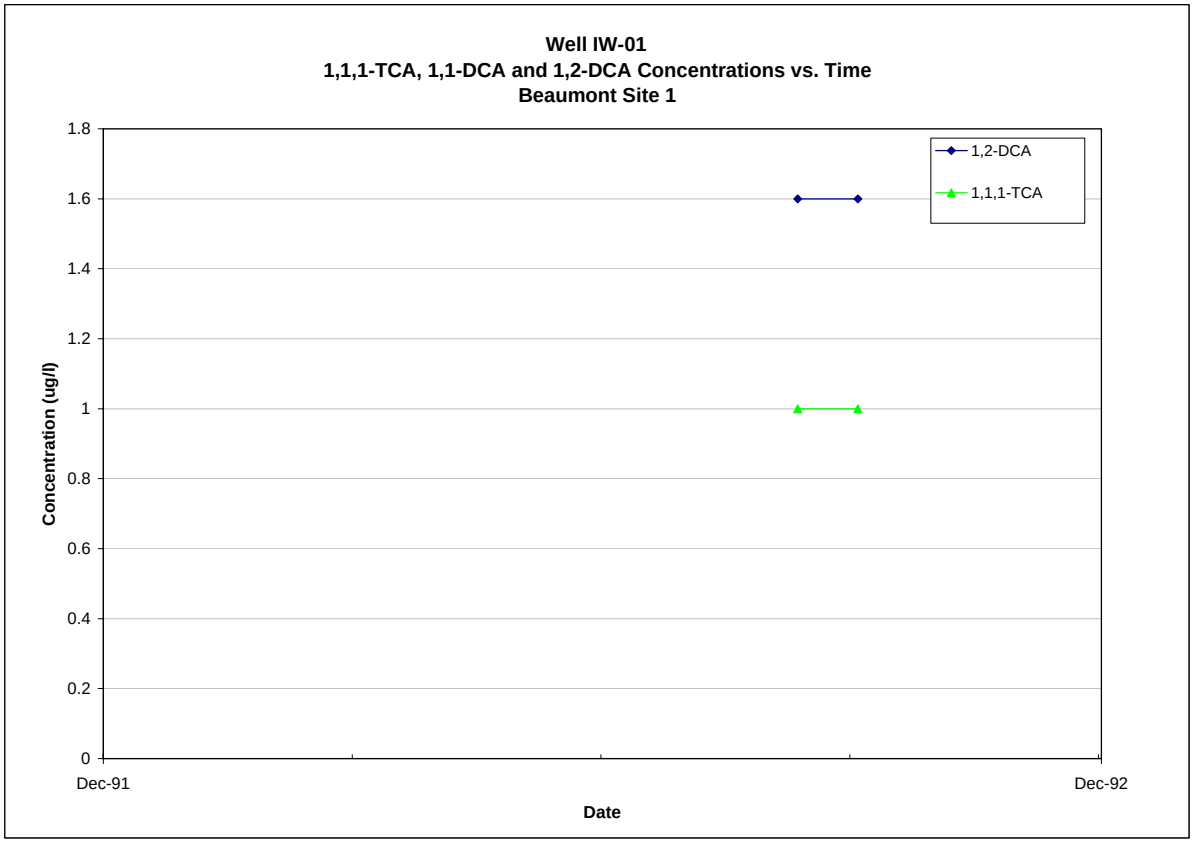

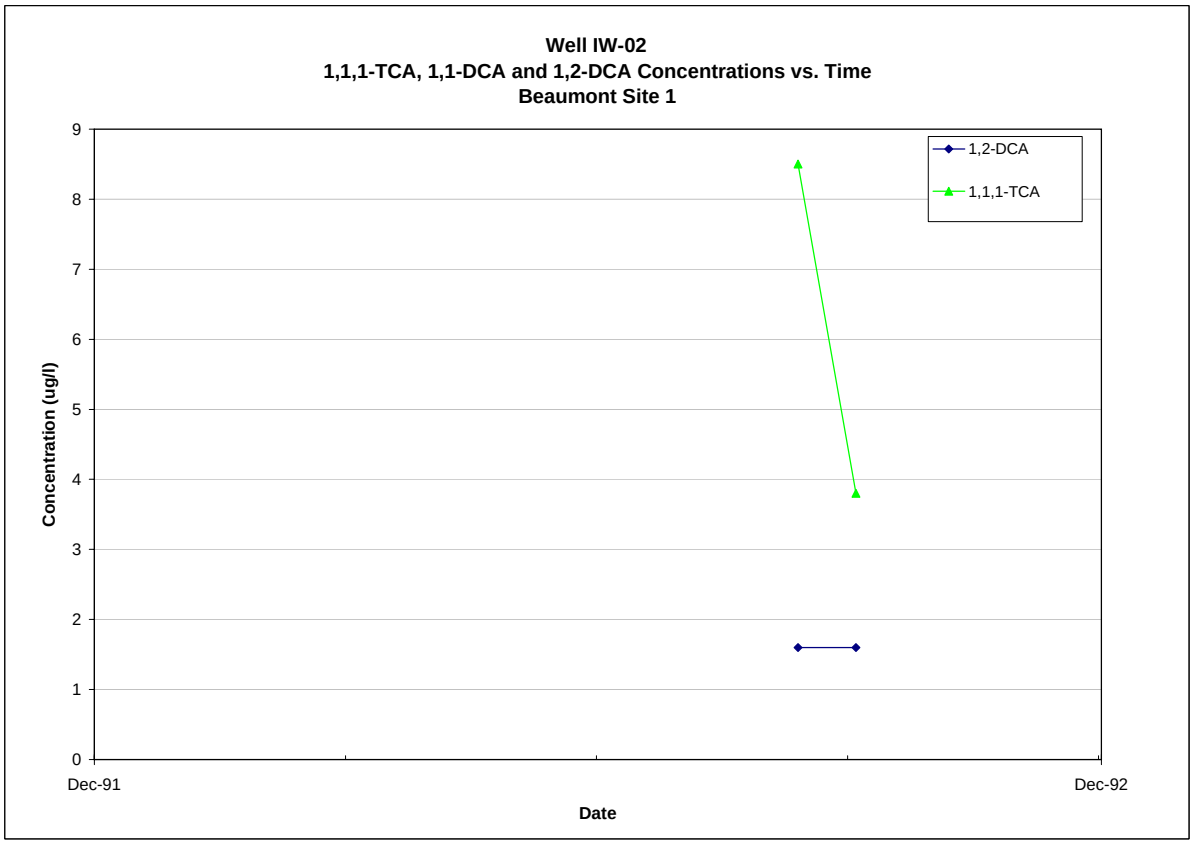

Note: All non-detections are set to zero for graphing purposes.

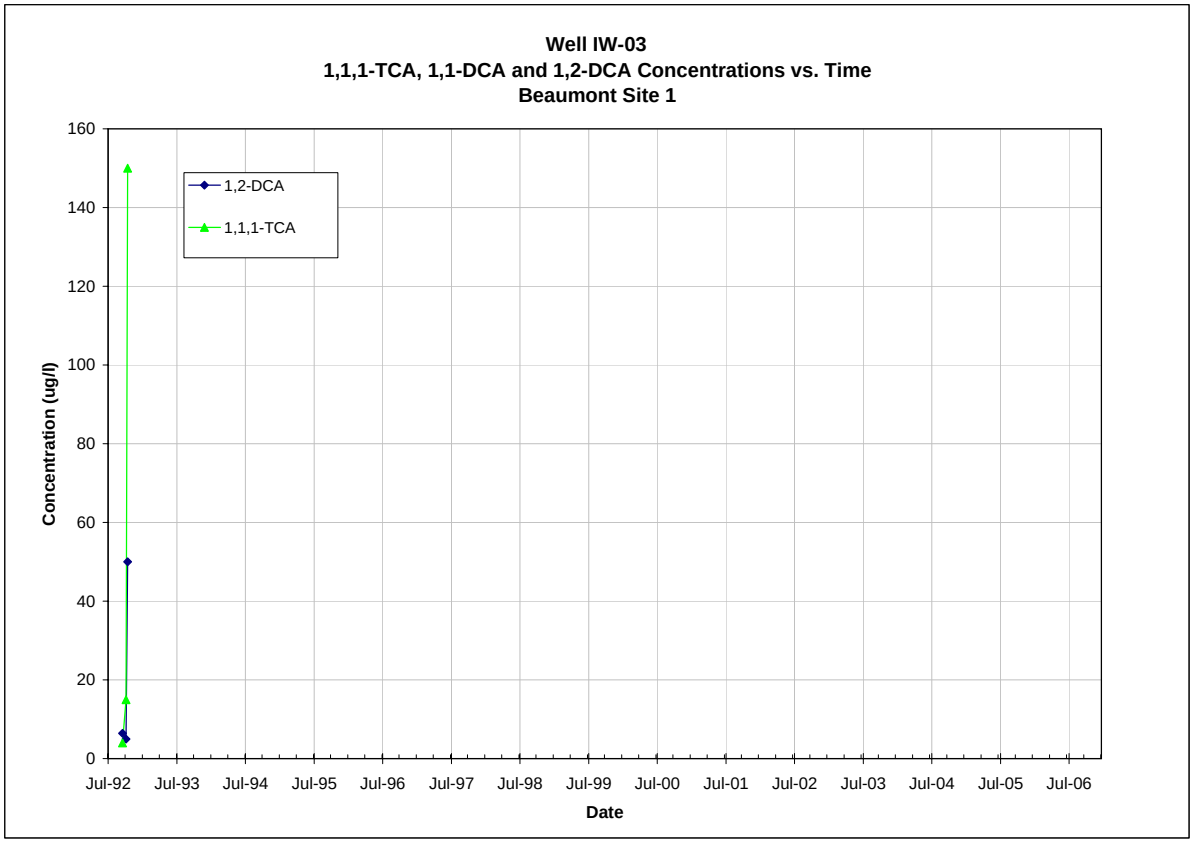

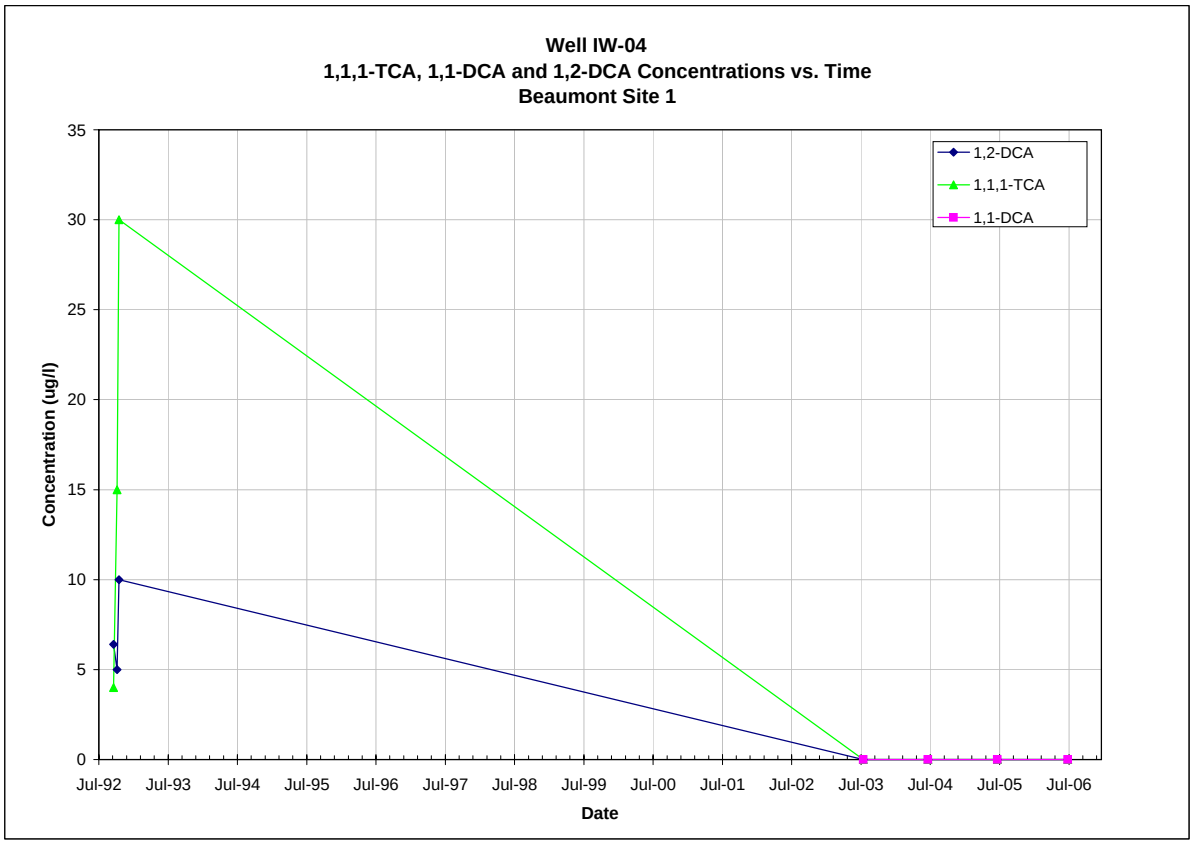

Note: All non-detections are set to zero for graphing purposes.

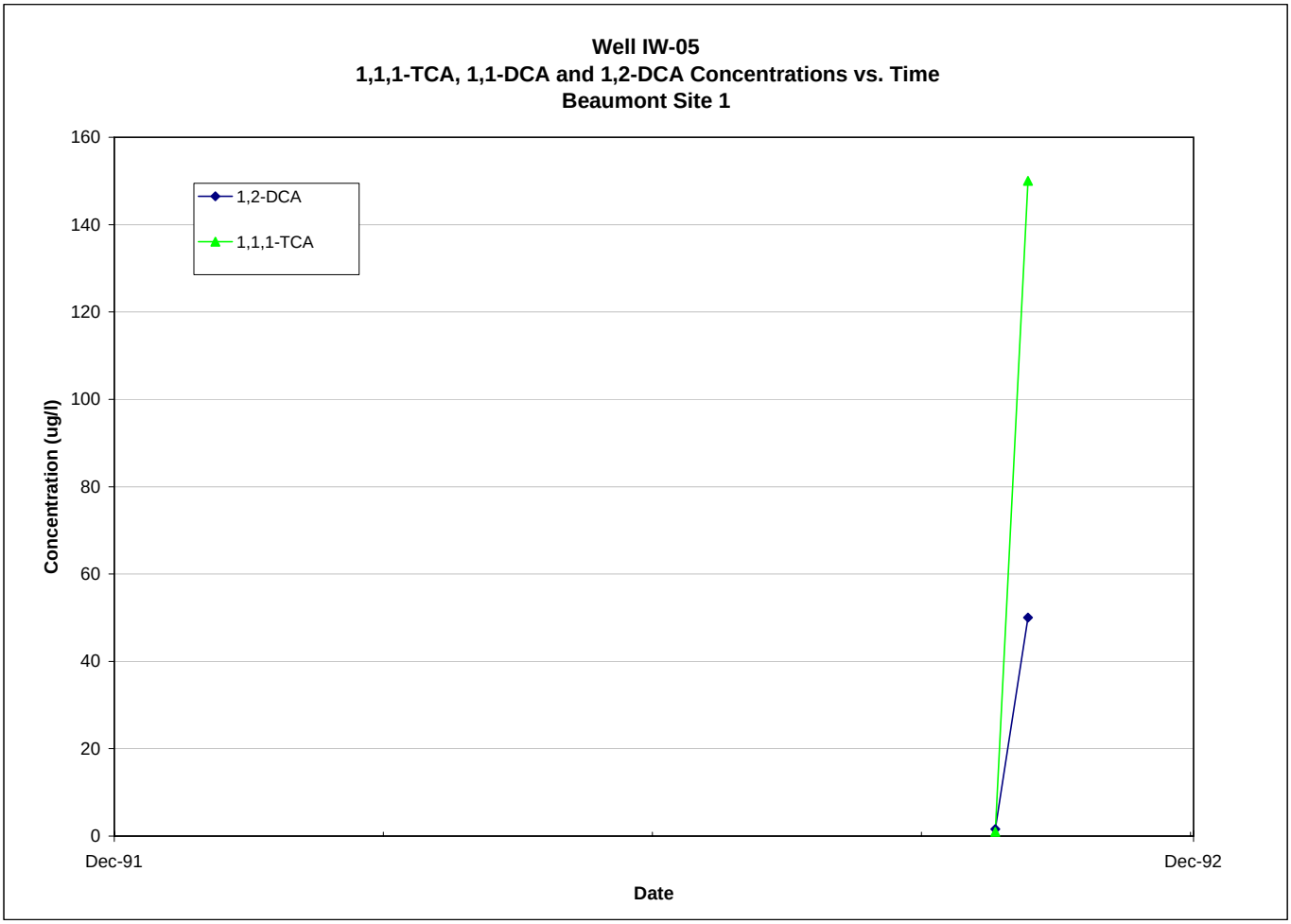

Note: All non-detections are set to zero for graphing purposes.

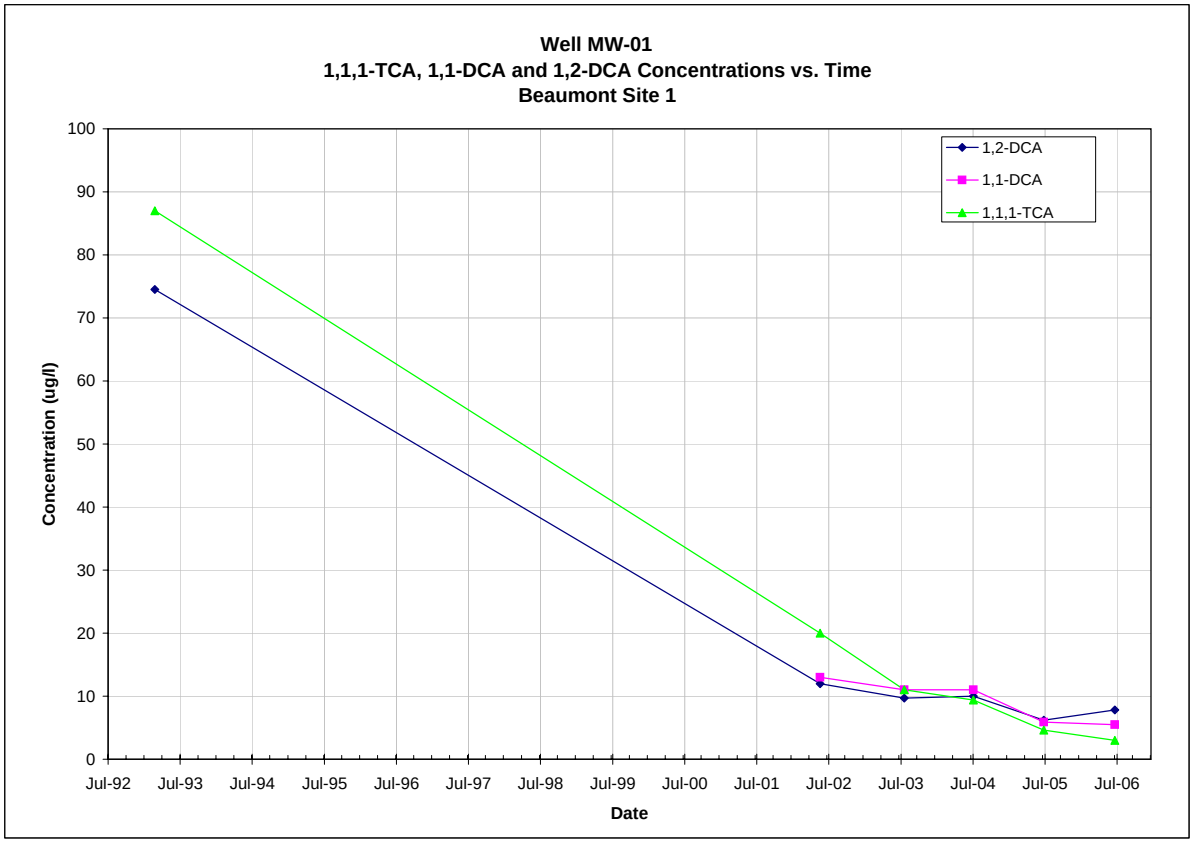

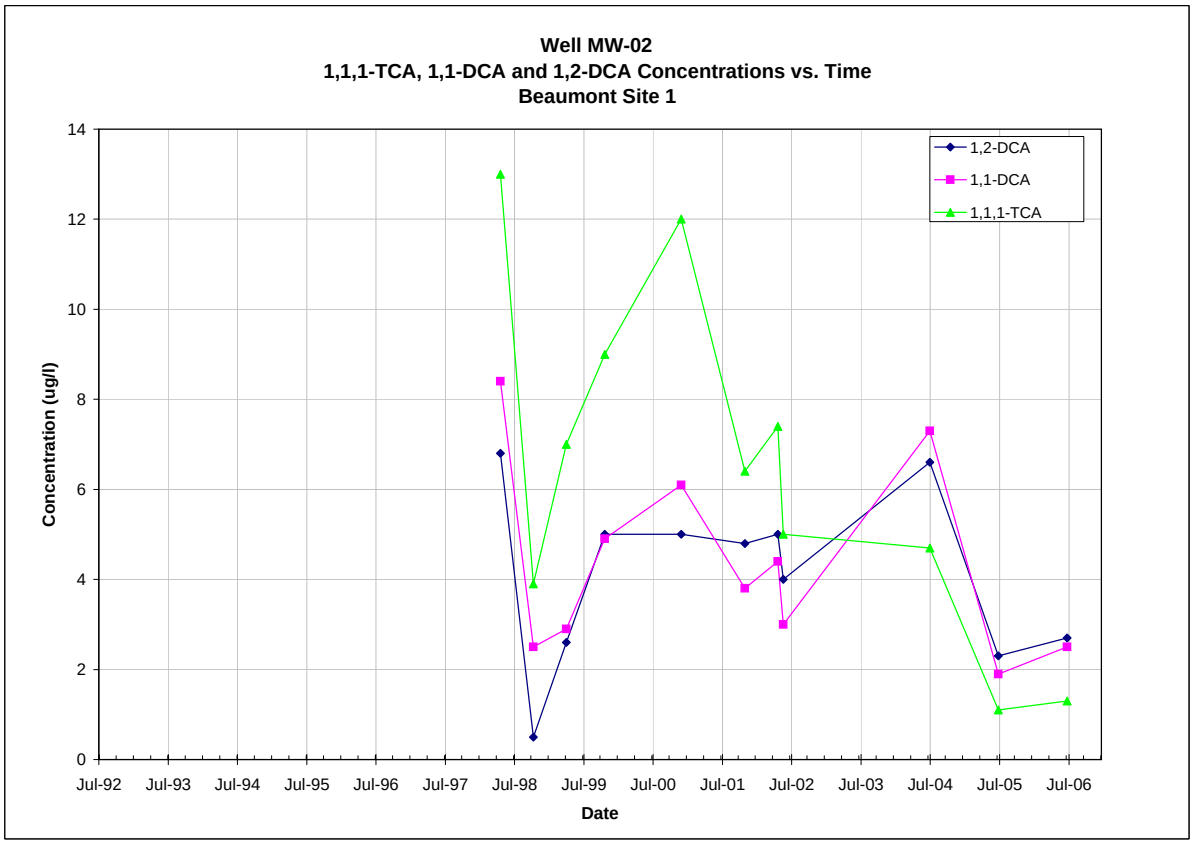

Note: All non-detections are set to zero for graphing purposes.

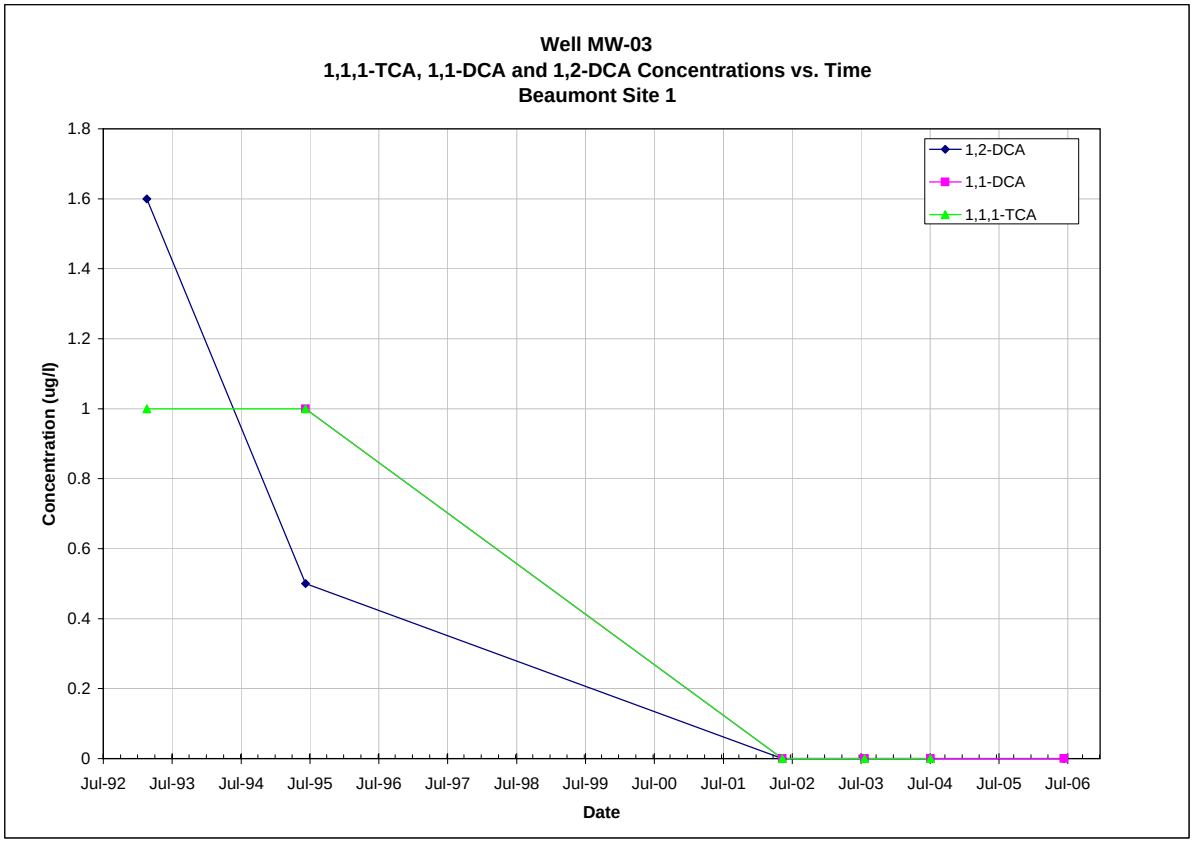

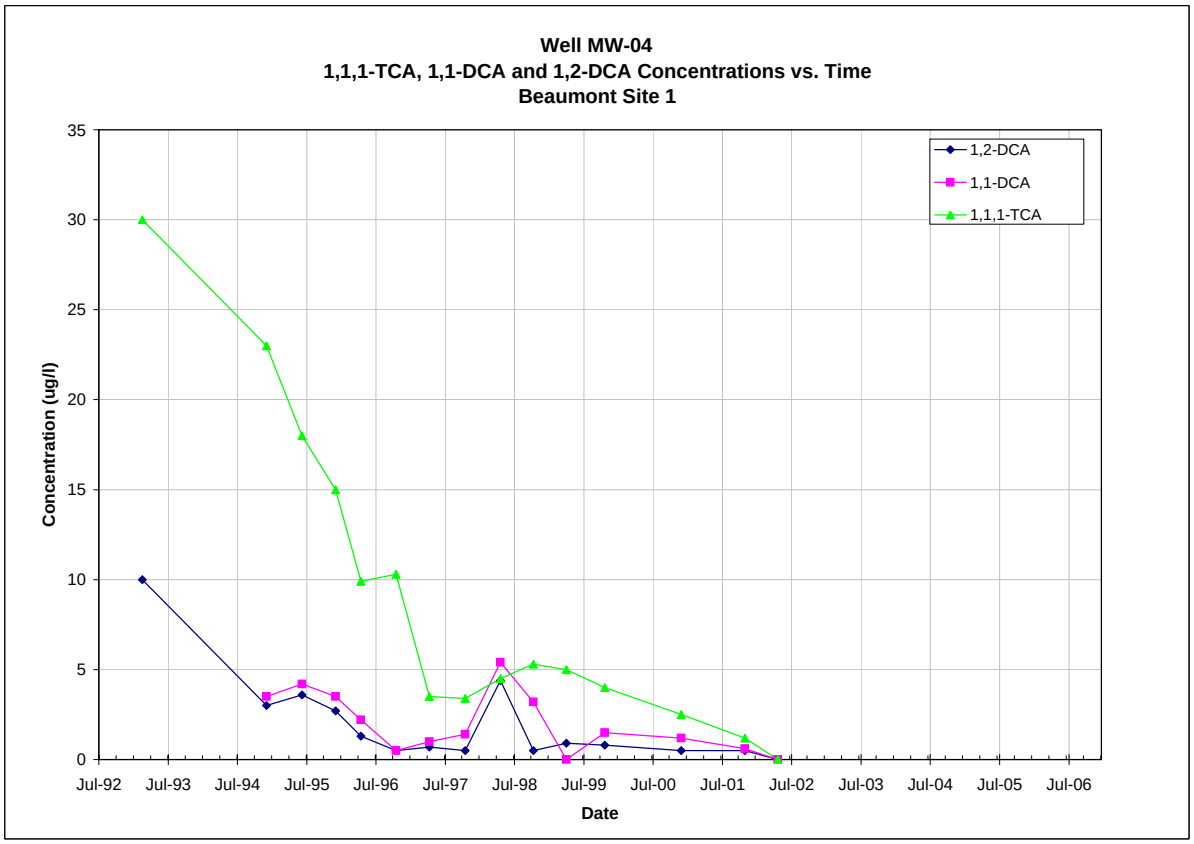

Note: All non-detections are set to zero for graphing purposes.

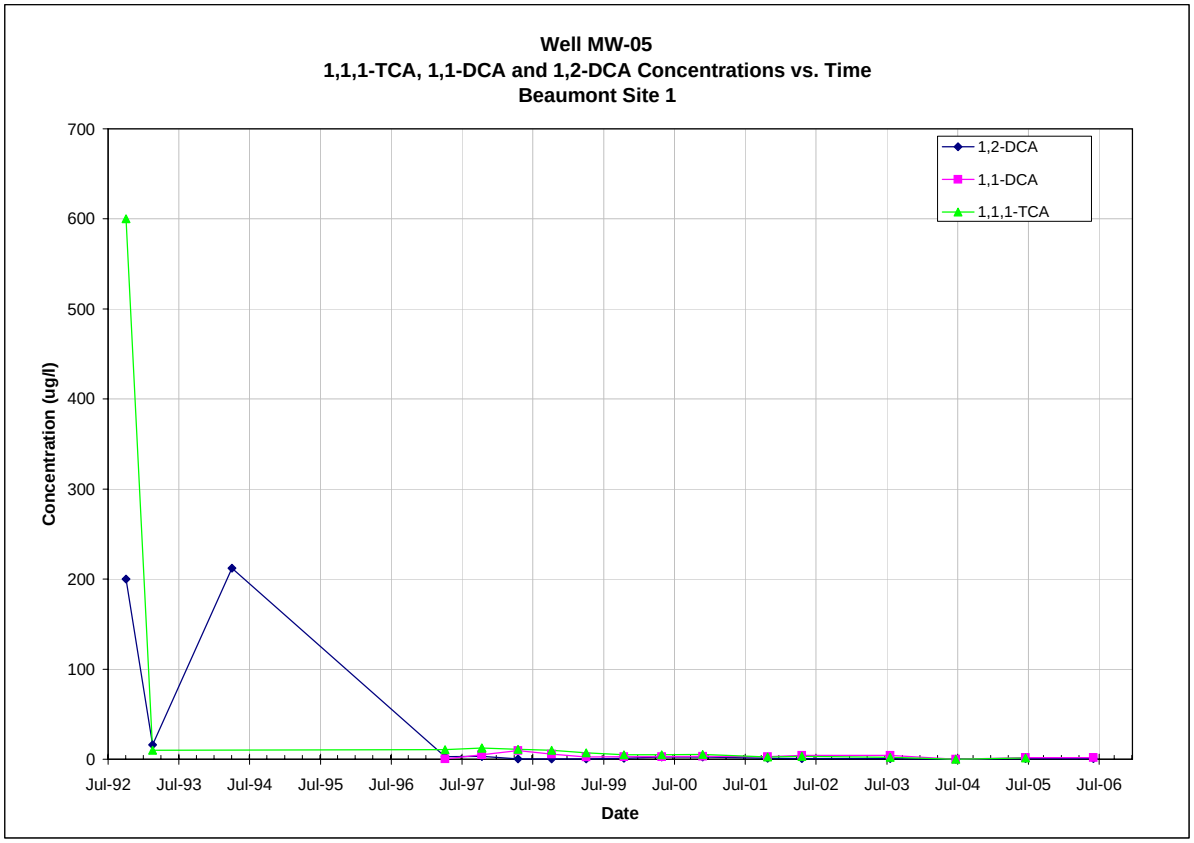

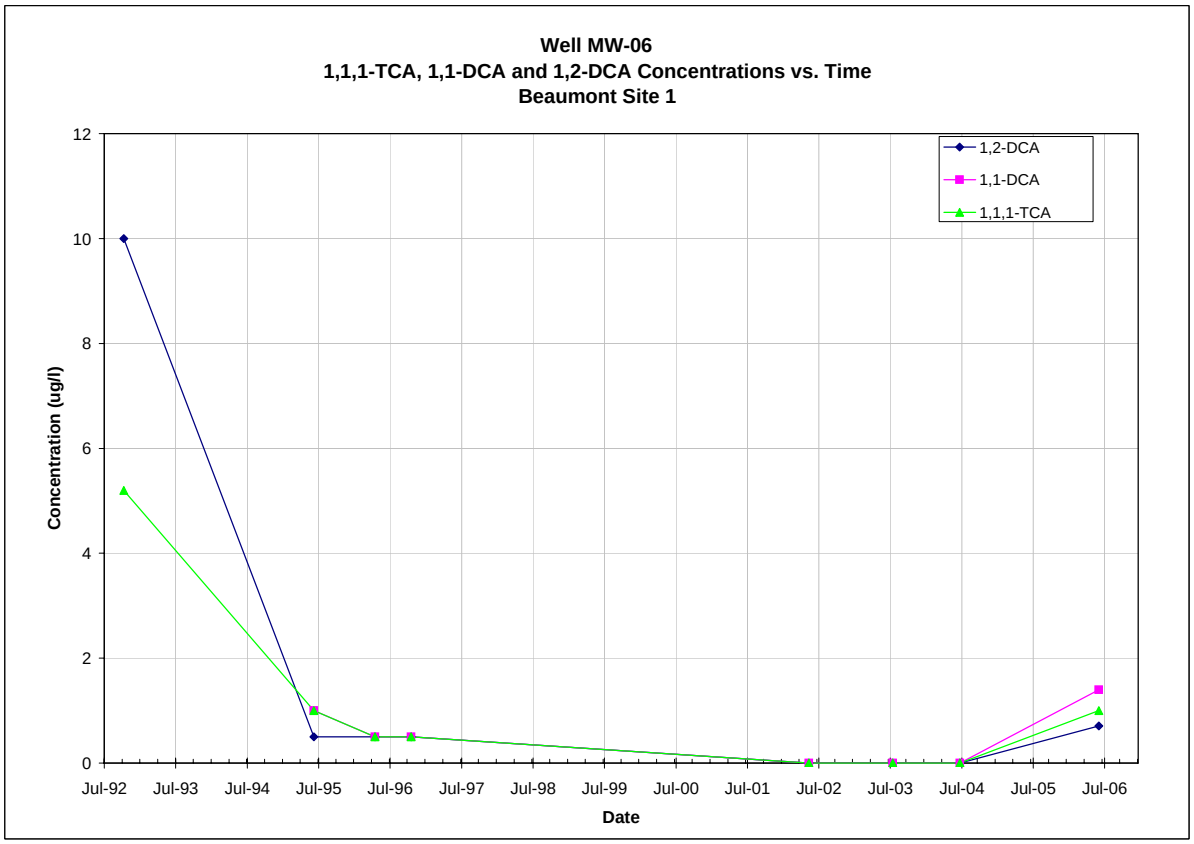

Note: All non-detections are set to zero for graphing purposes.

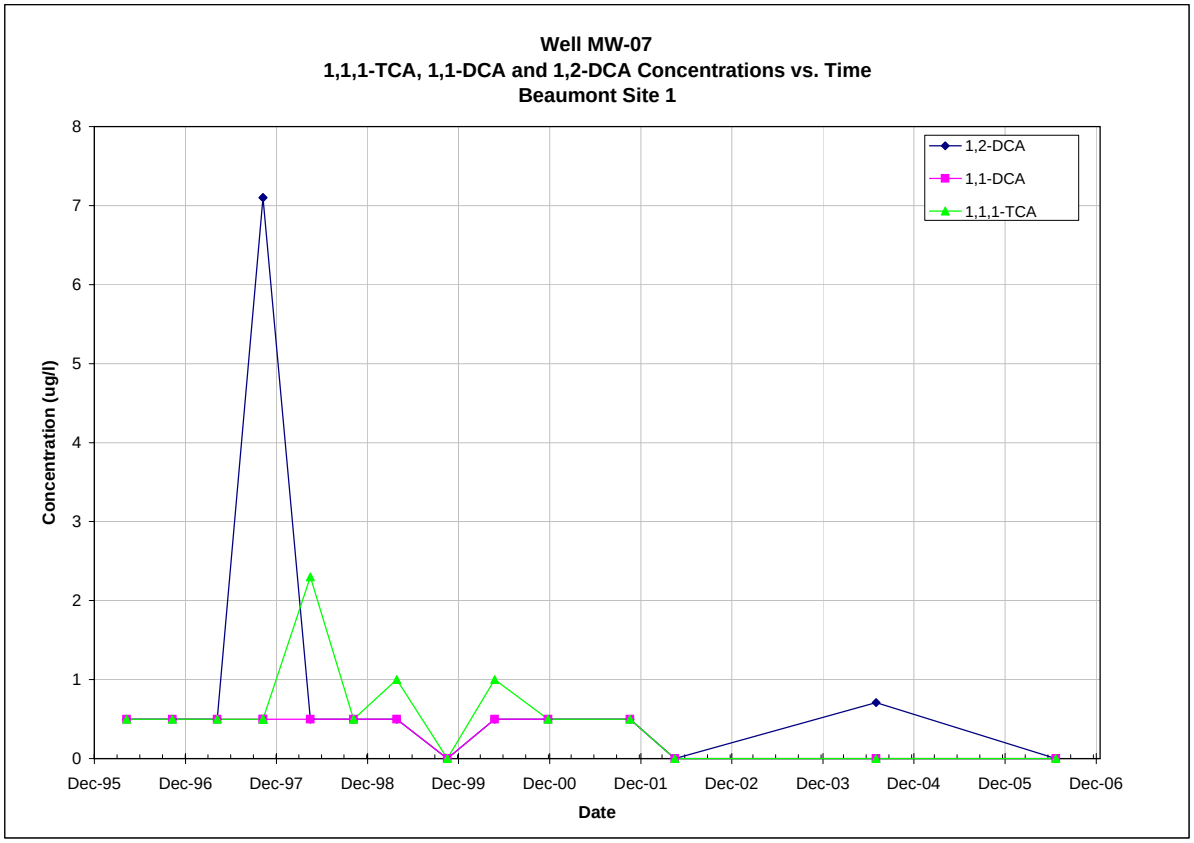

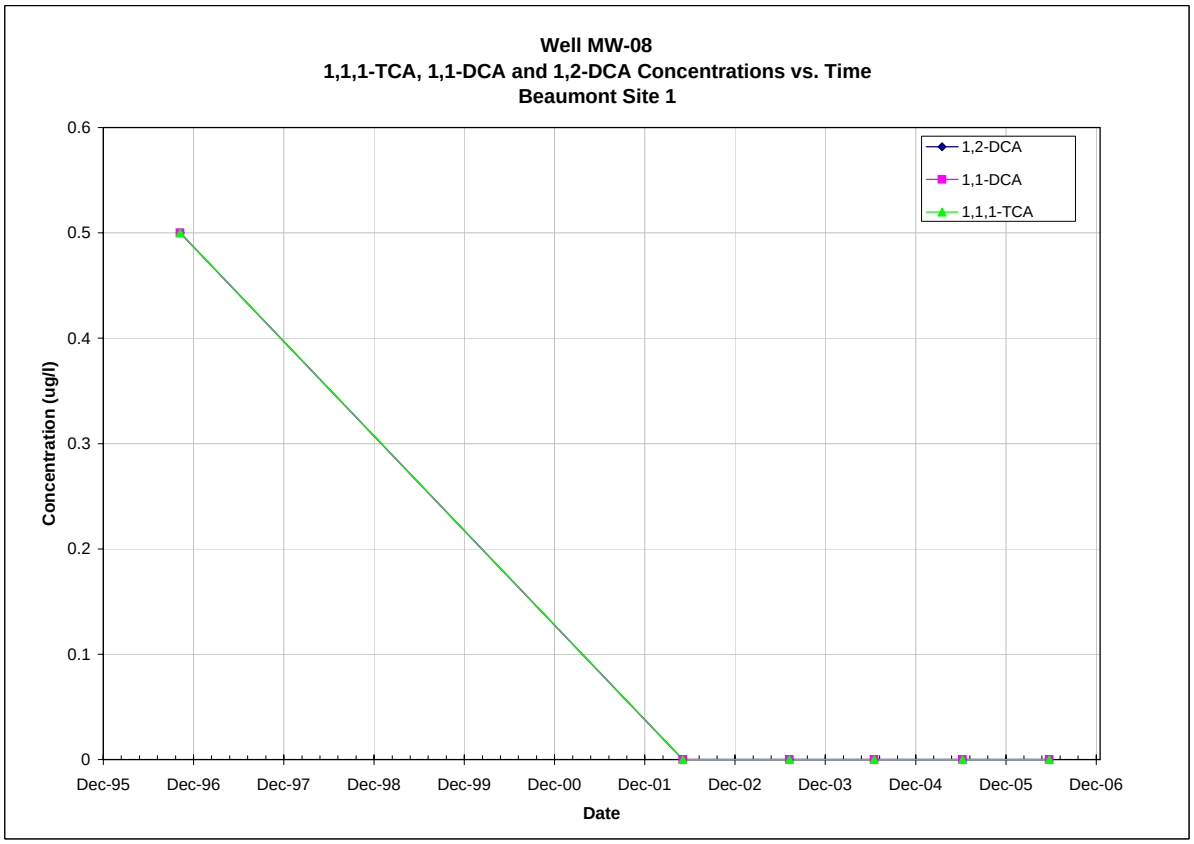

Note: All non-detections are set to zero for graphing purposes.

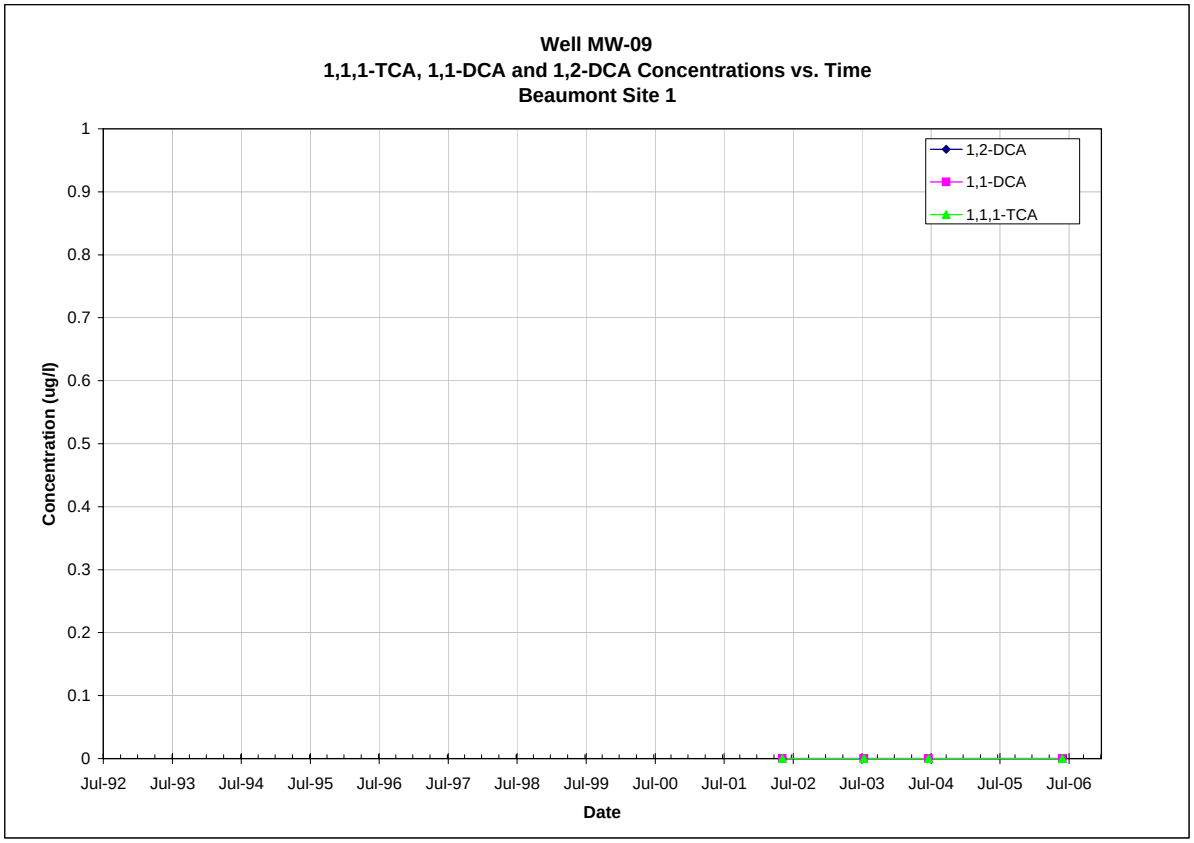

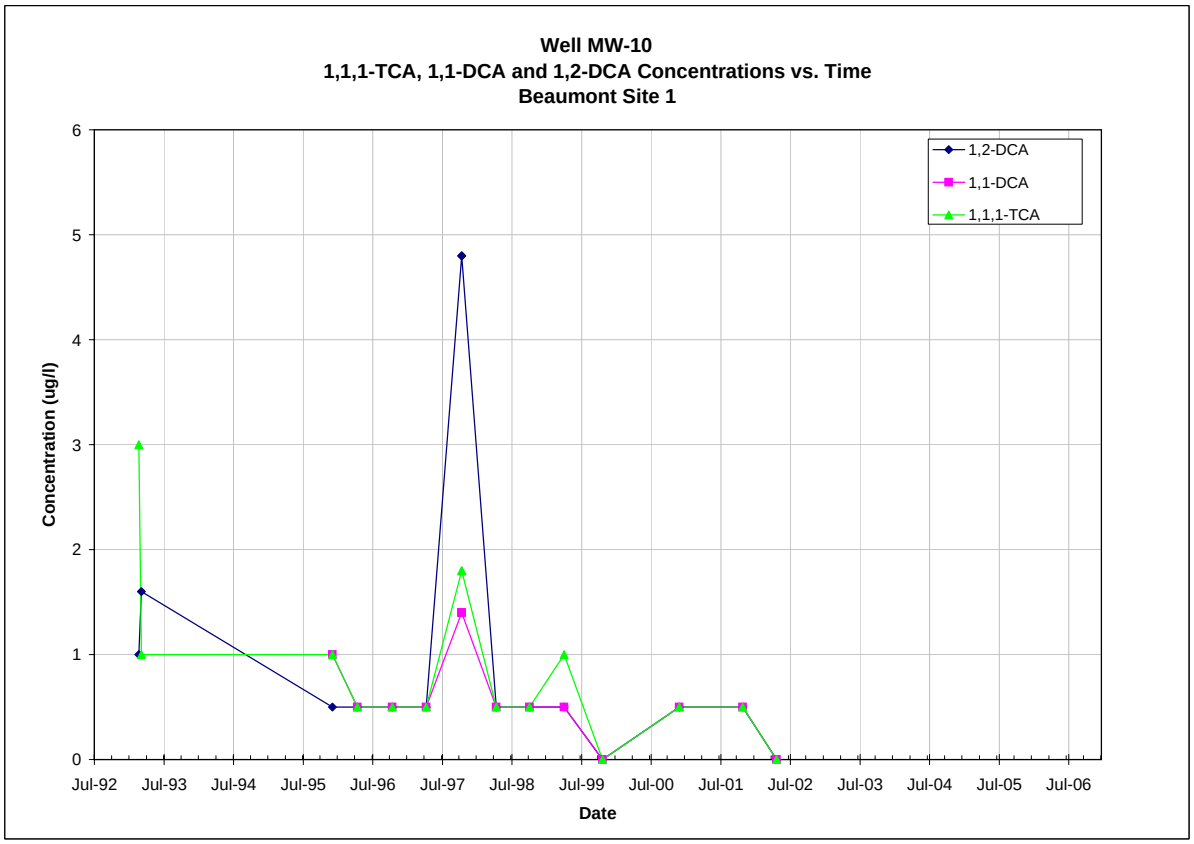

Note: All non-detections are set to zero for graphing purposes.

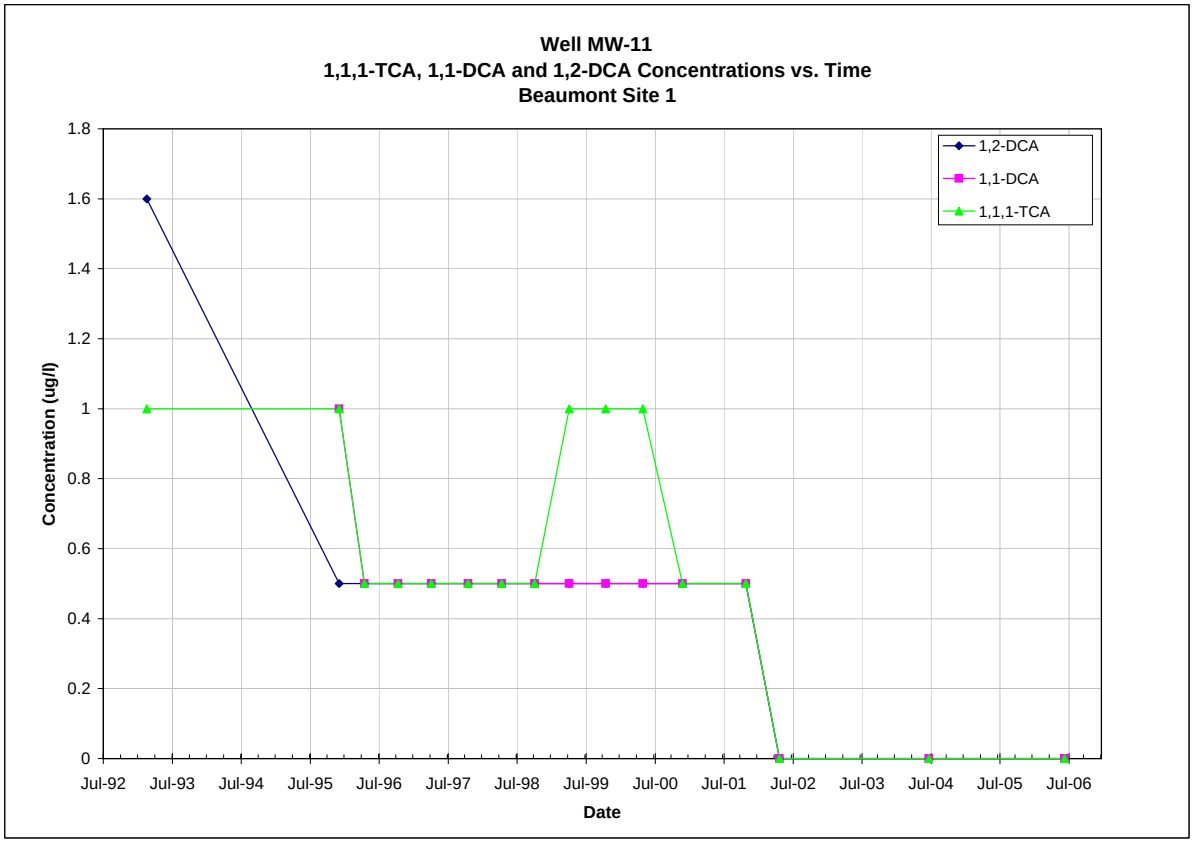

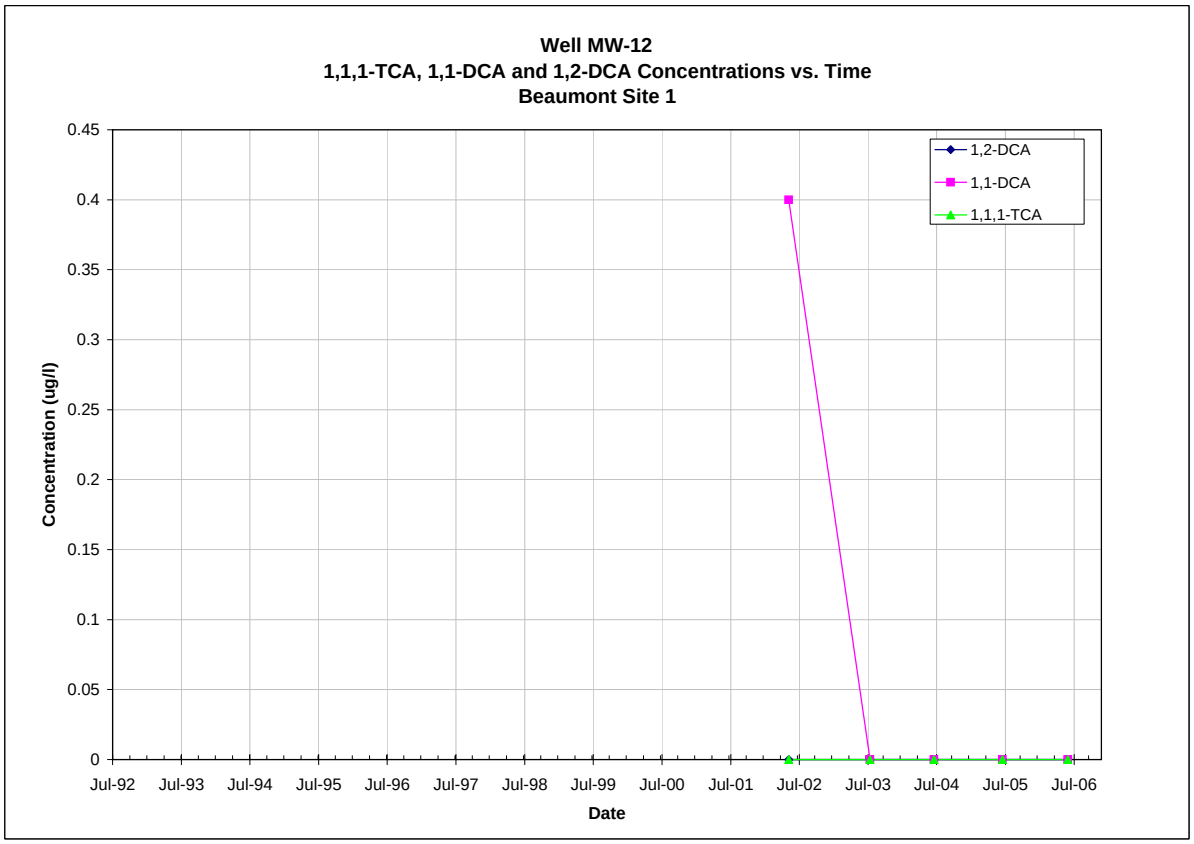

Note: All non-detections are set to zero for graphing purposes.

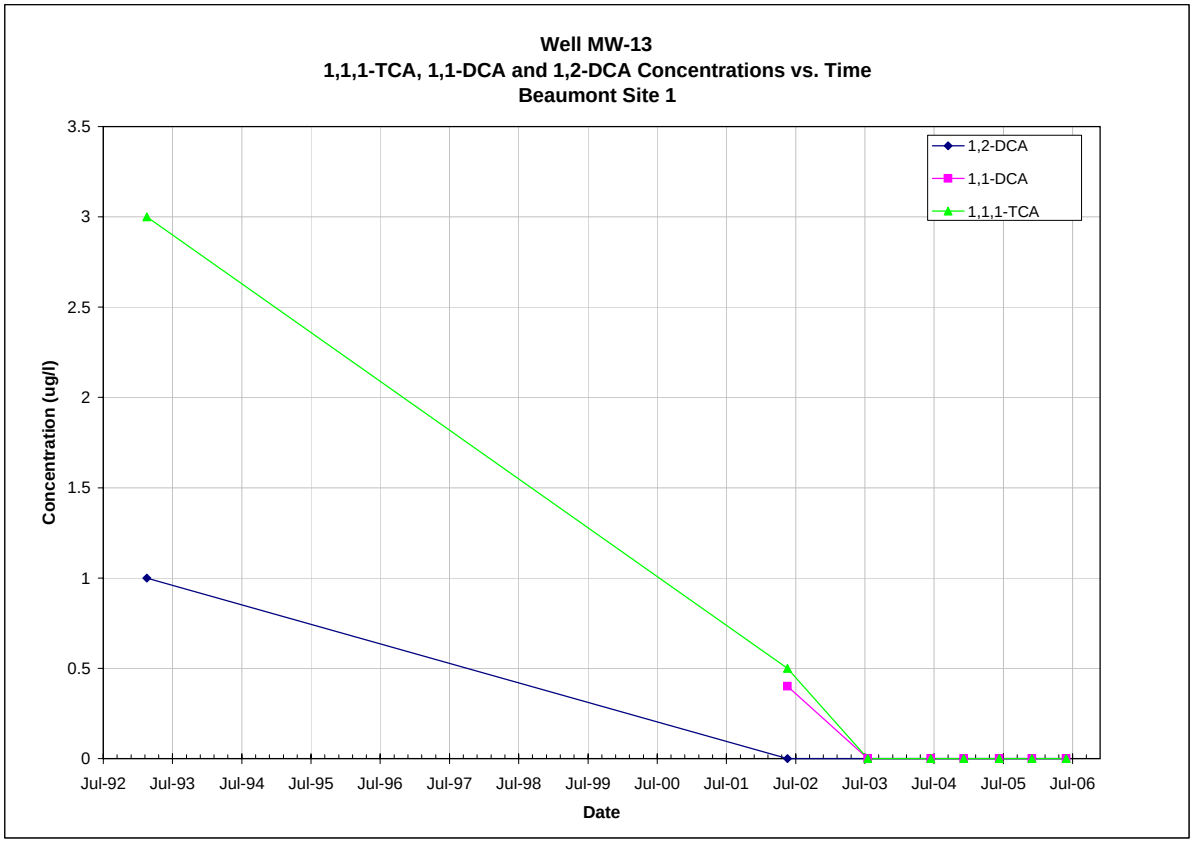

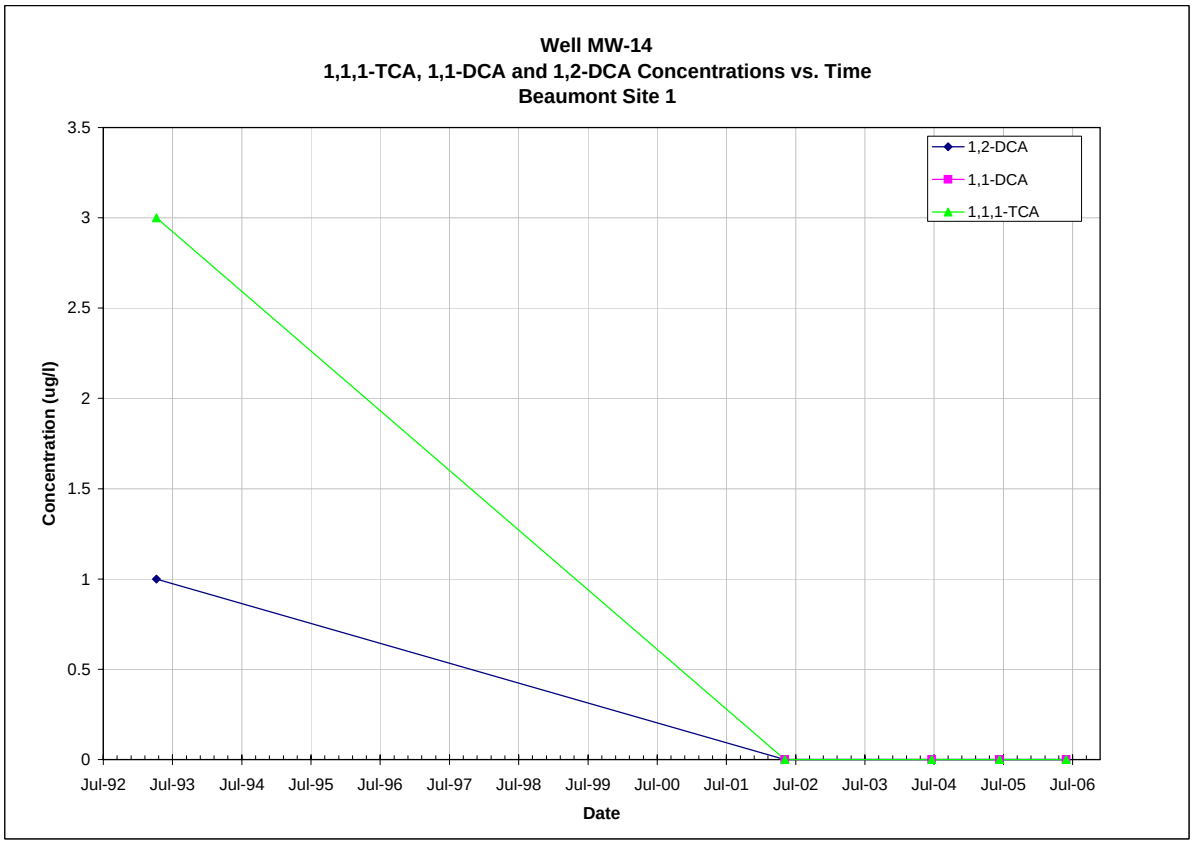

Note: All non-detections are set to zero for graphing purposes.

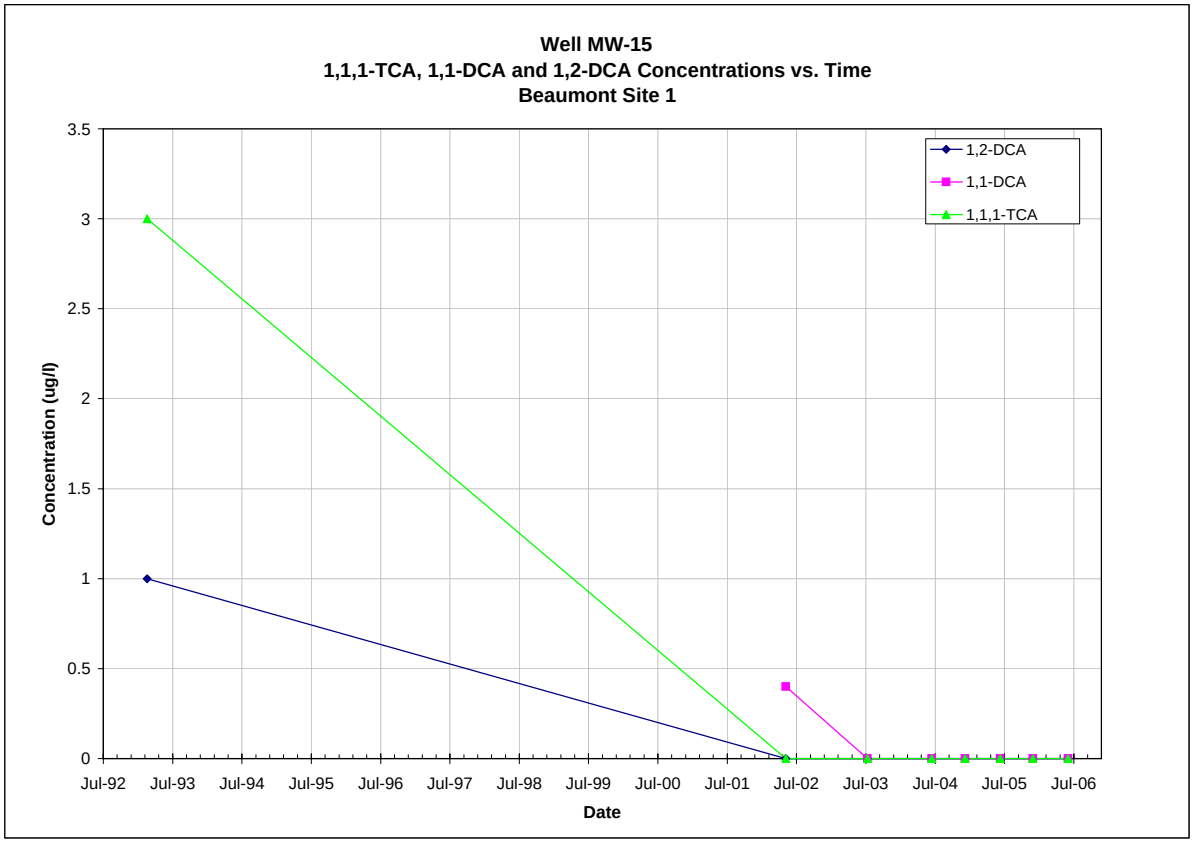

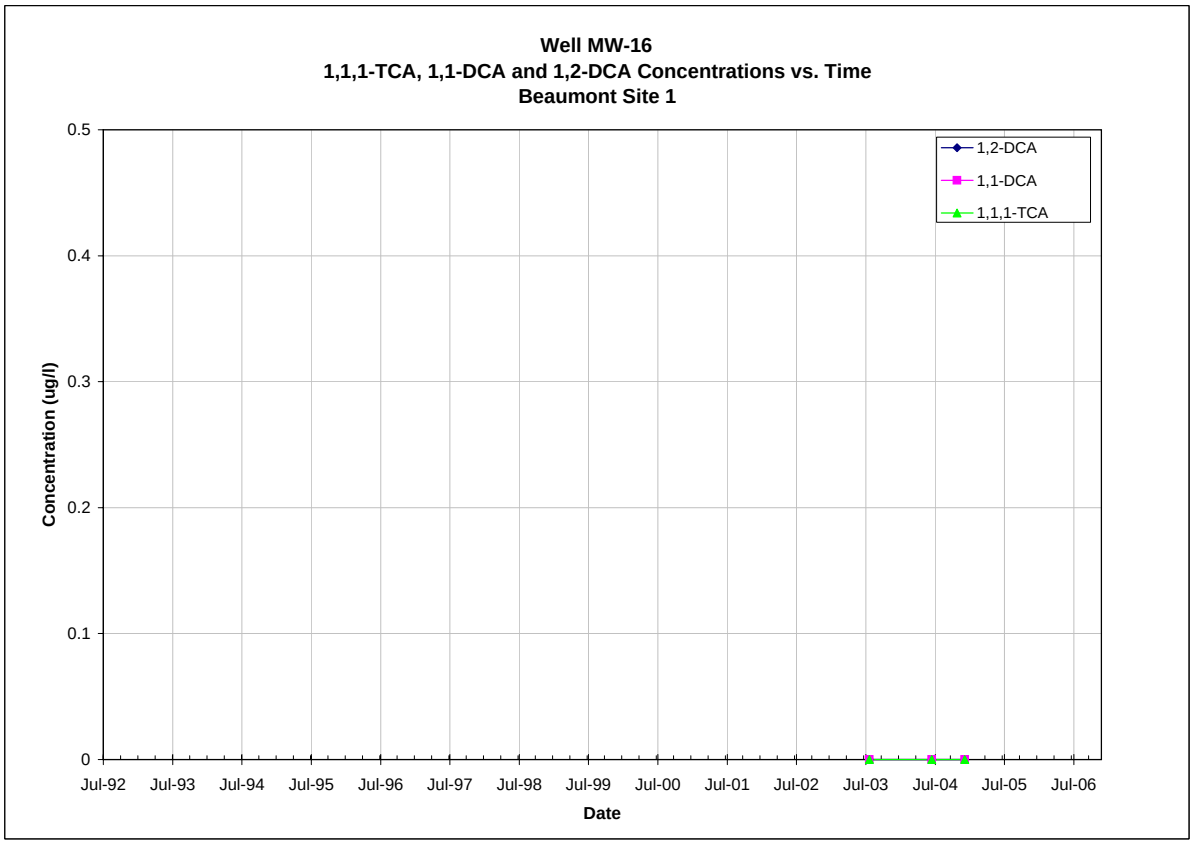

Note: All non-detections are set to zero for graphing purposes.

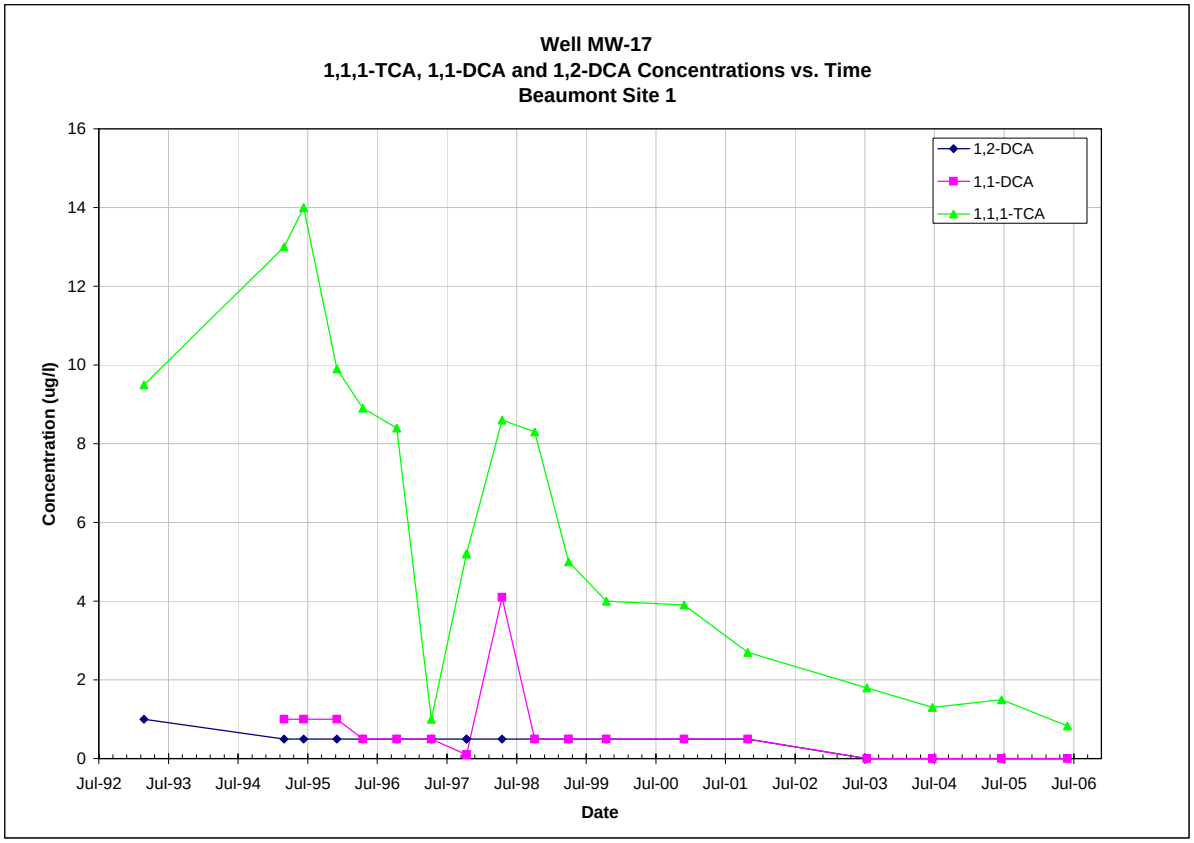

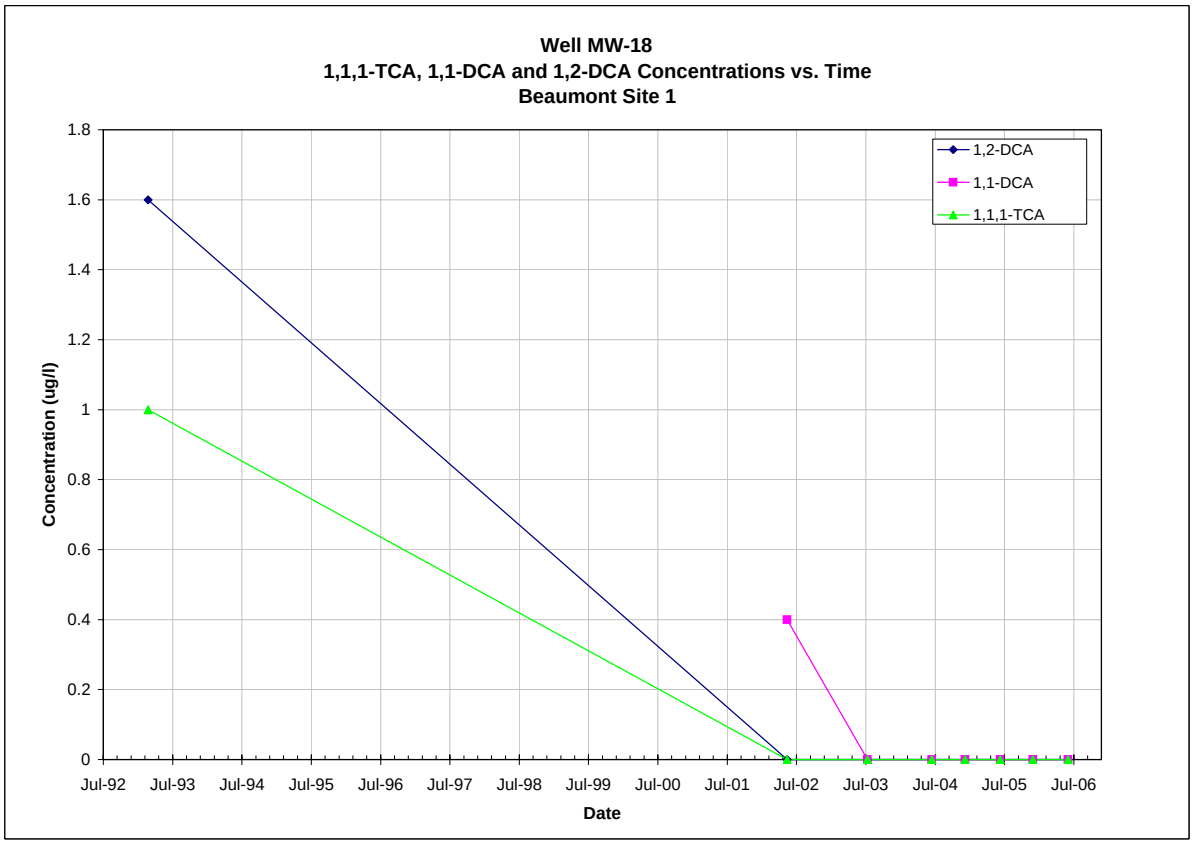

Note: All non-detections are set to zero for graphing purposes.

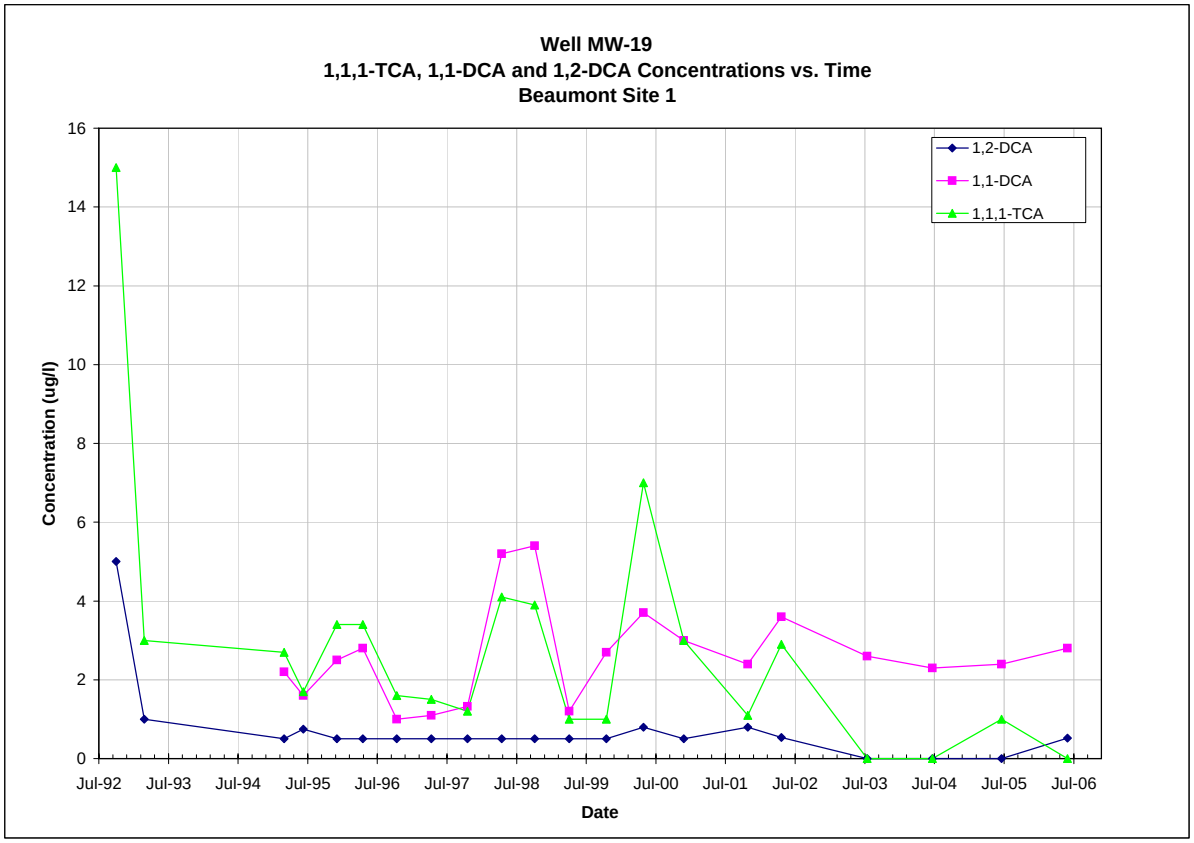

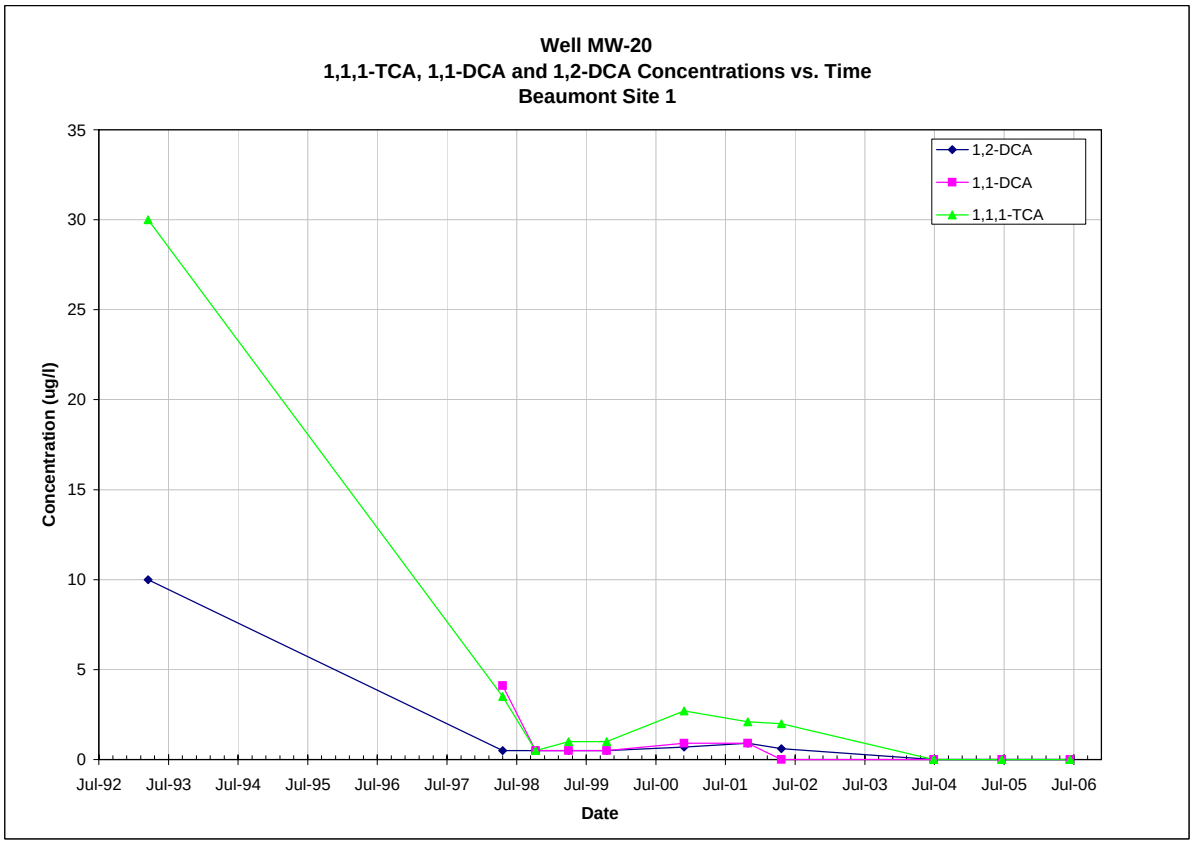

Note: All non-detections are set to zero for graphing purposes.

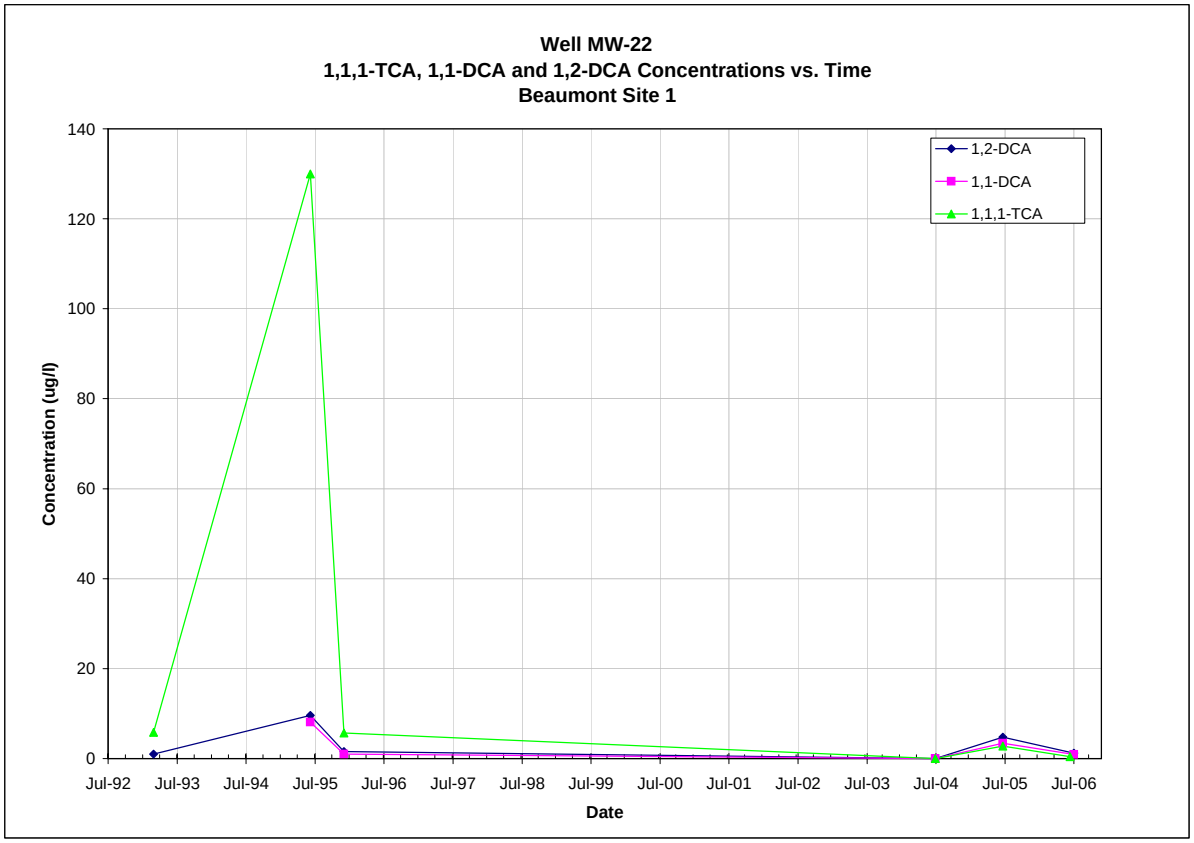

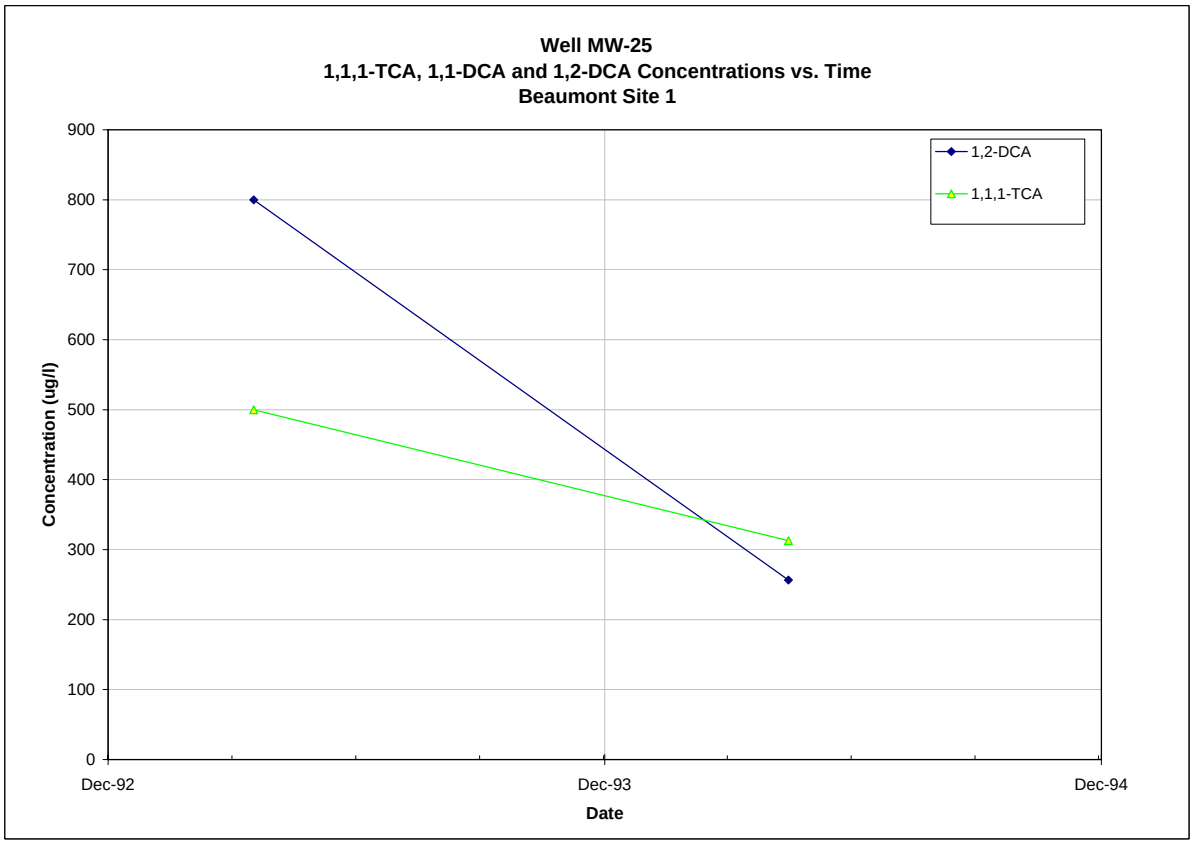

Note: All non-detections are set to zero for graphing purposes.

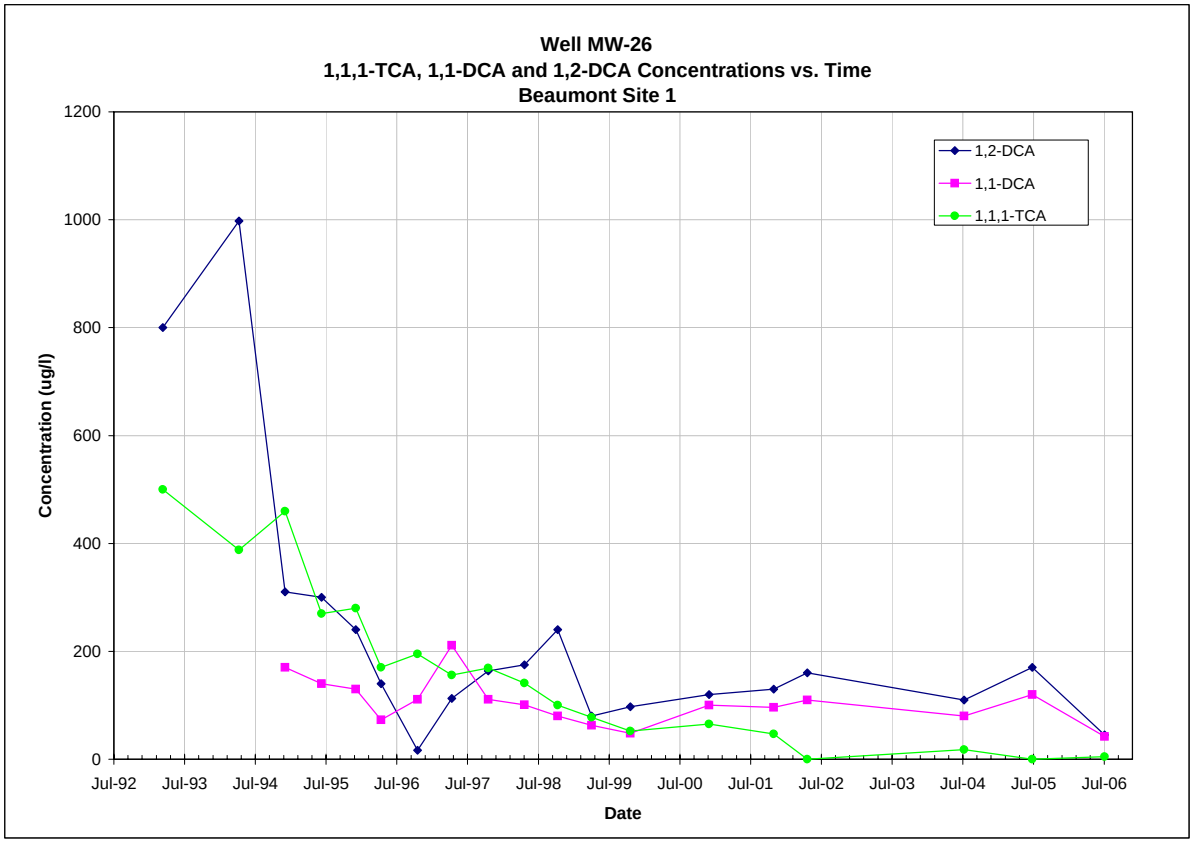

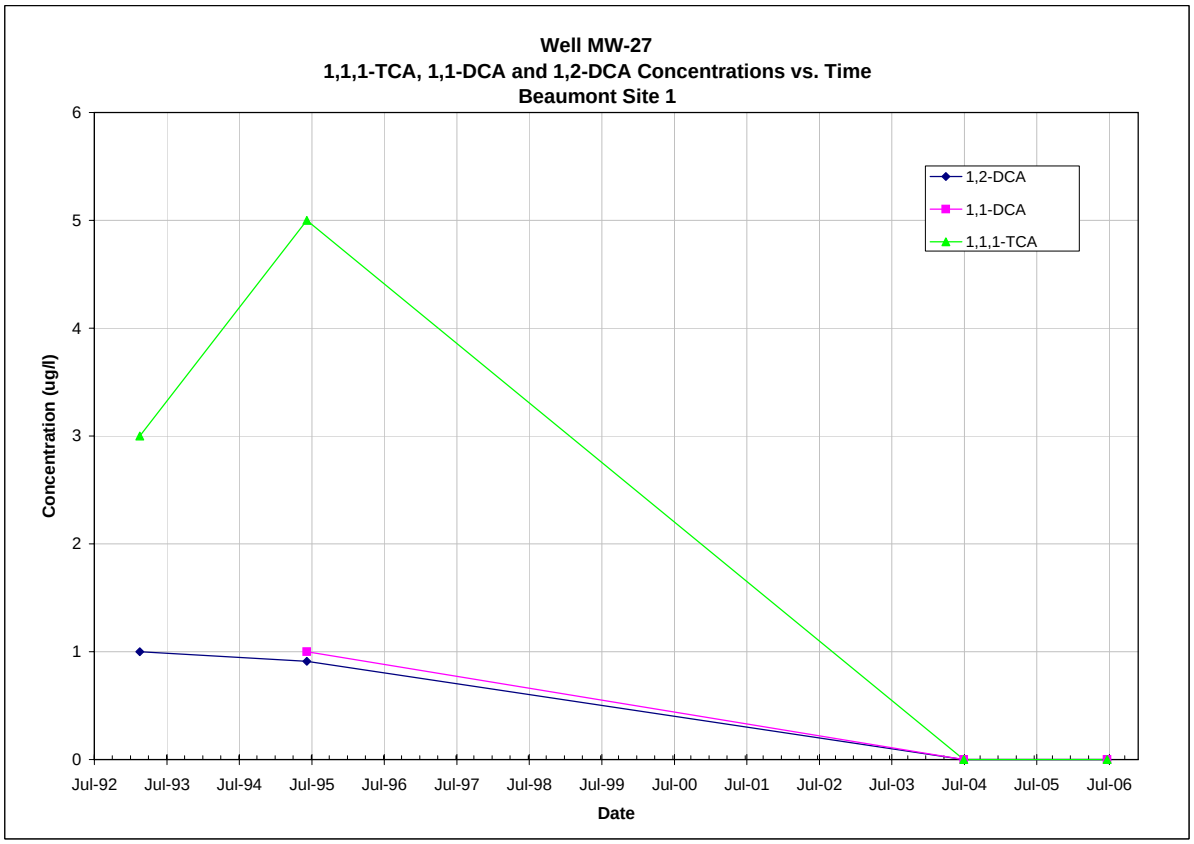

Note: All non-detections are set to zero for graphing purposes.

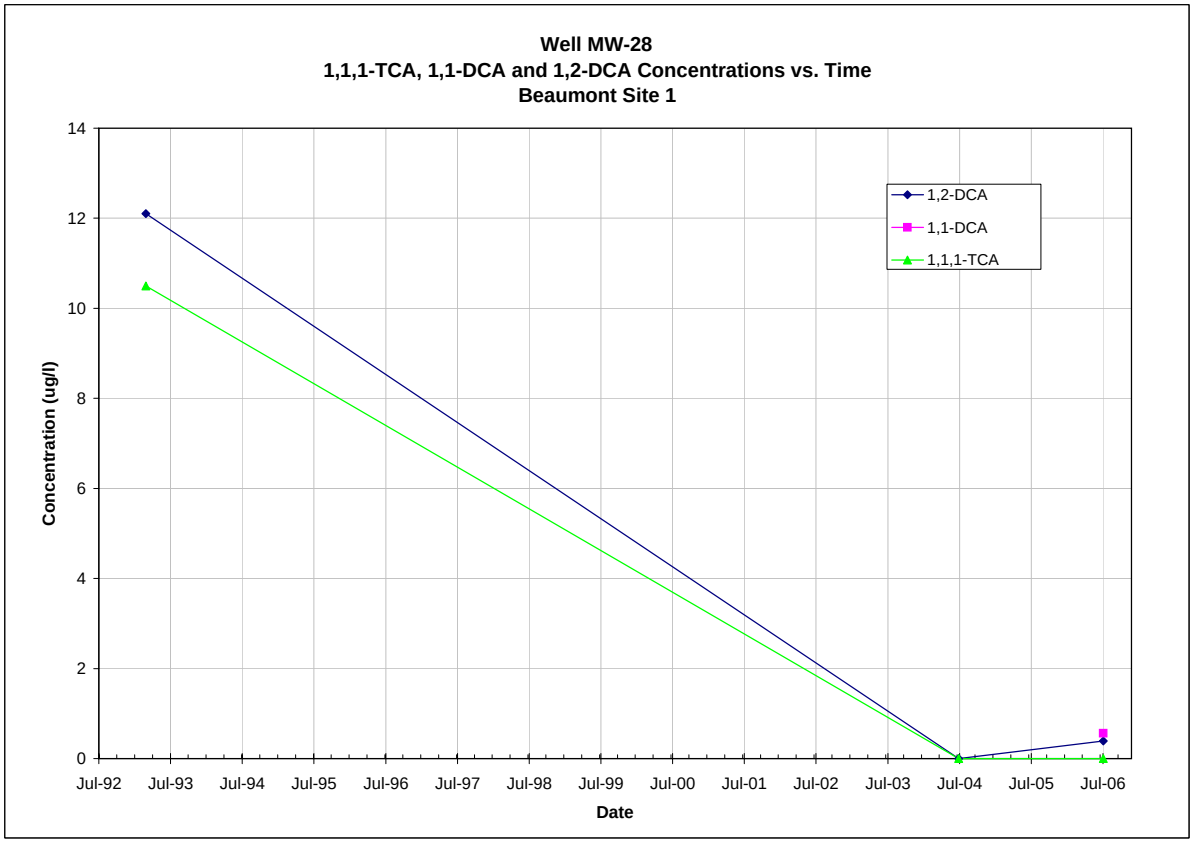

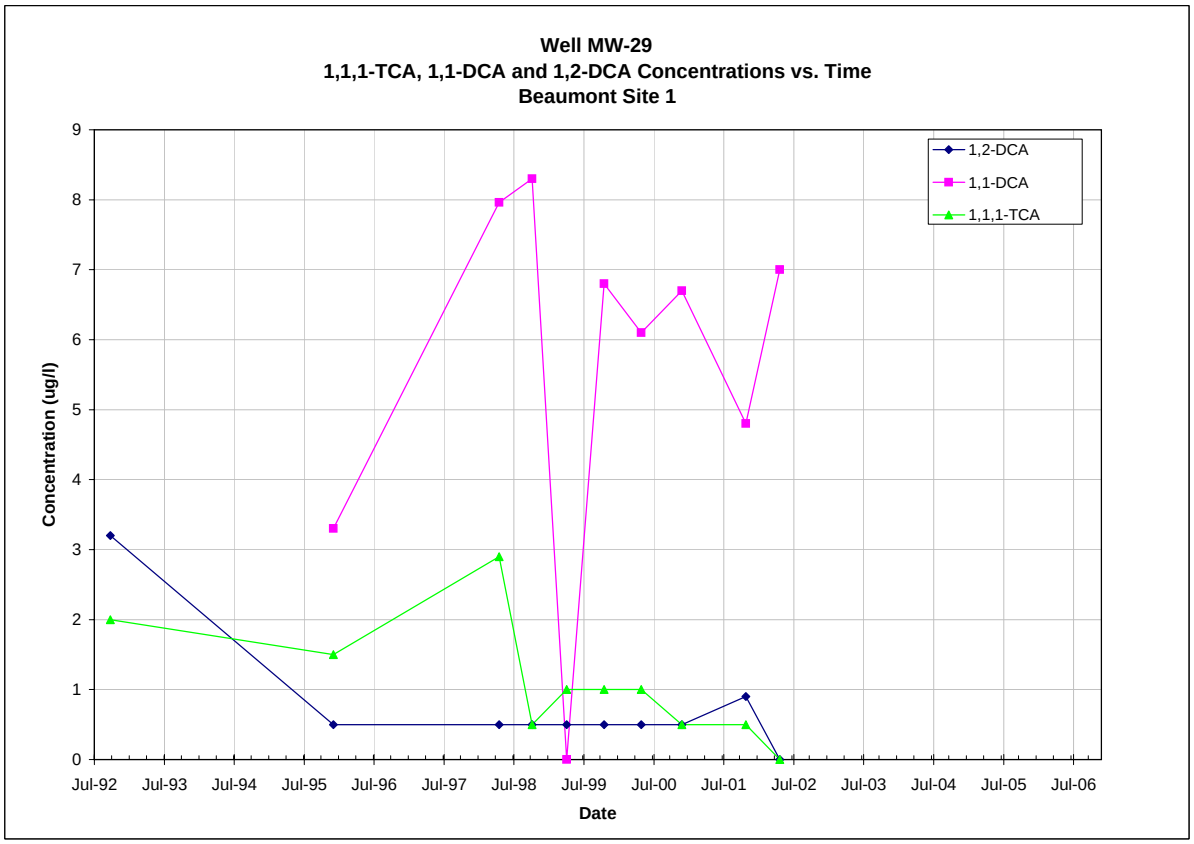

Note: All non-detections are set to zero for graphing purposes.

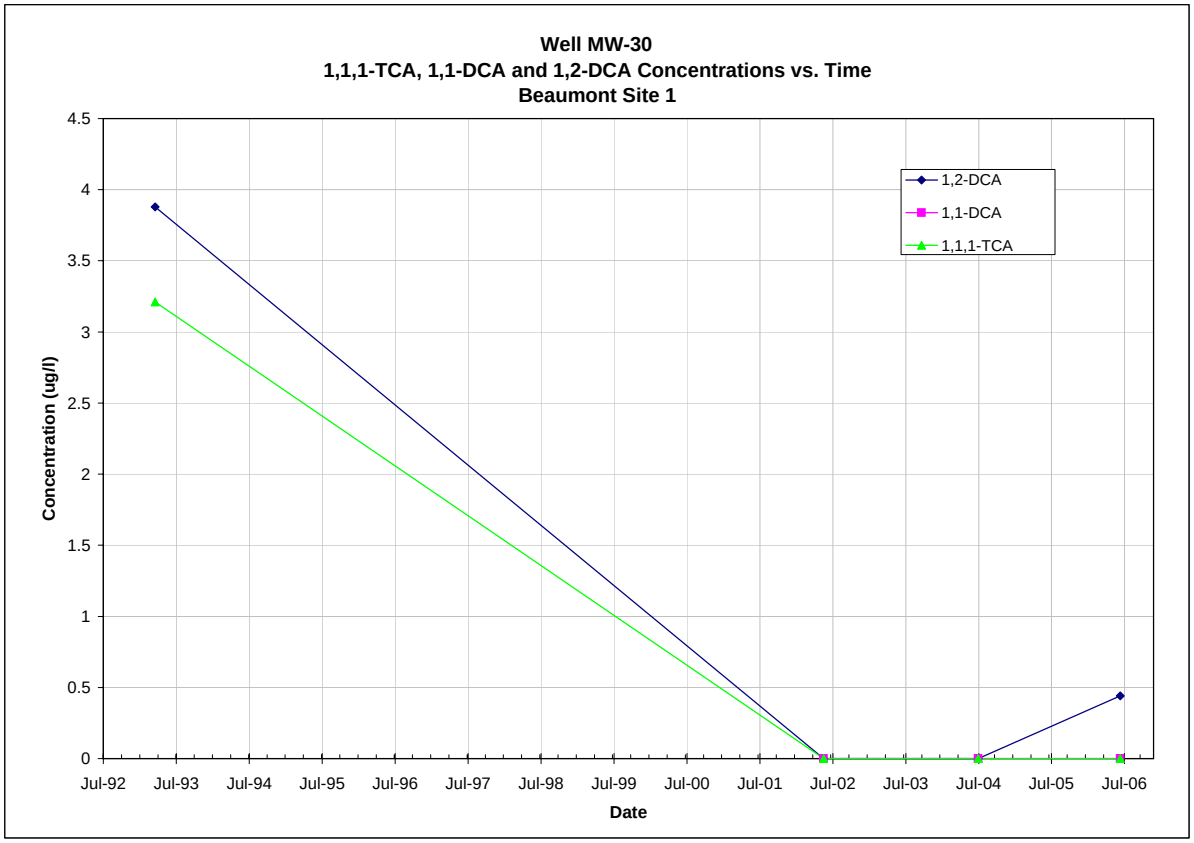

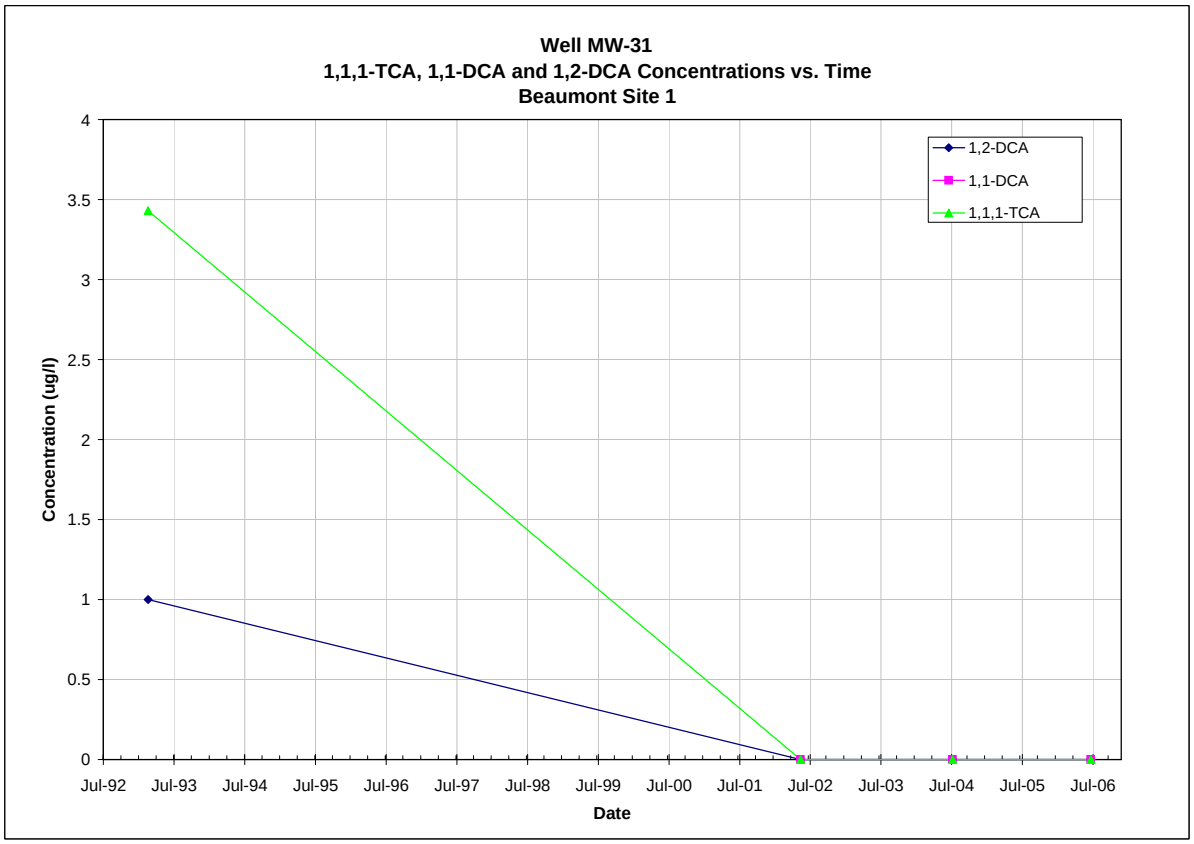

Note: All non-detections are set to zero for graphing purposes.

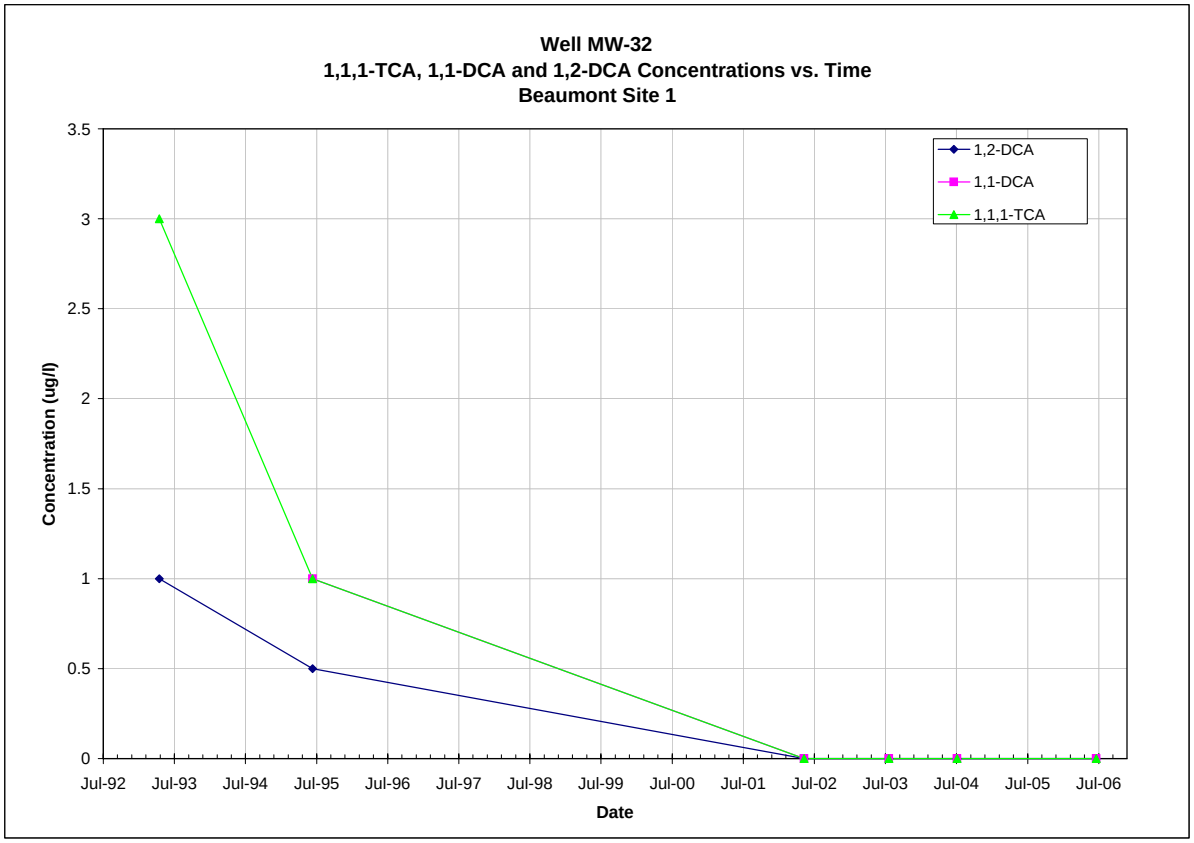

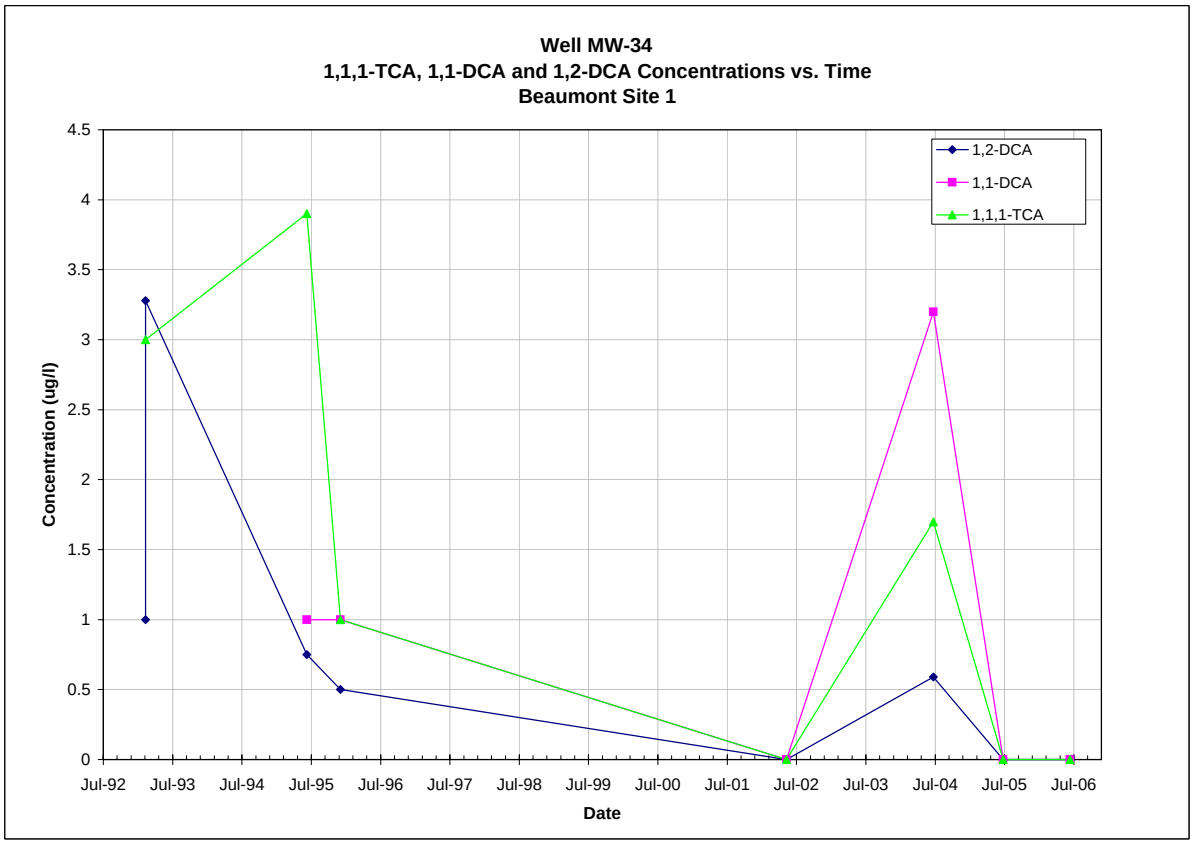

Note: All non-detections are set to zero for graphing purposes.

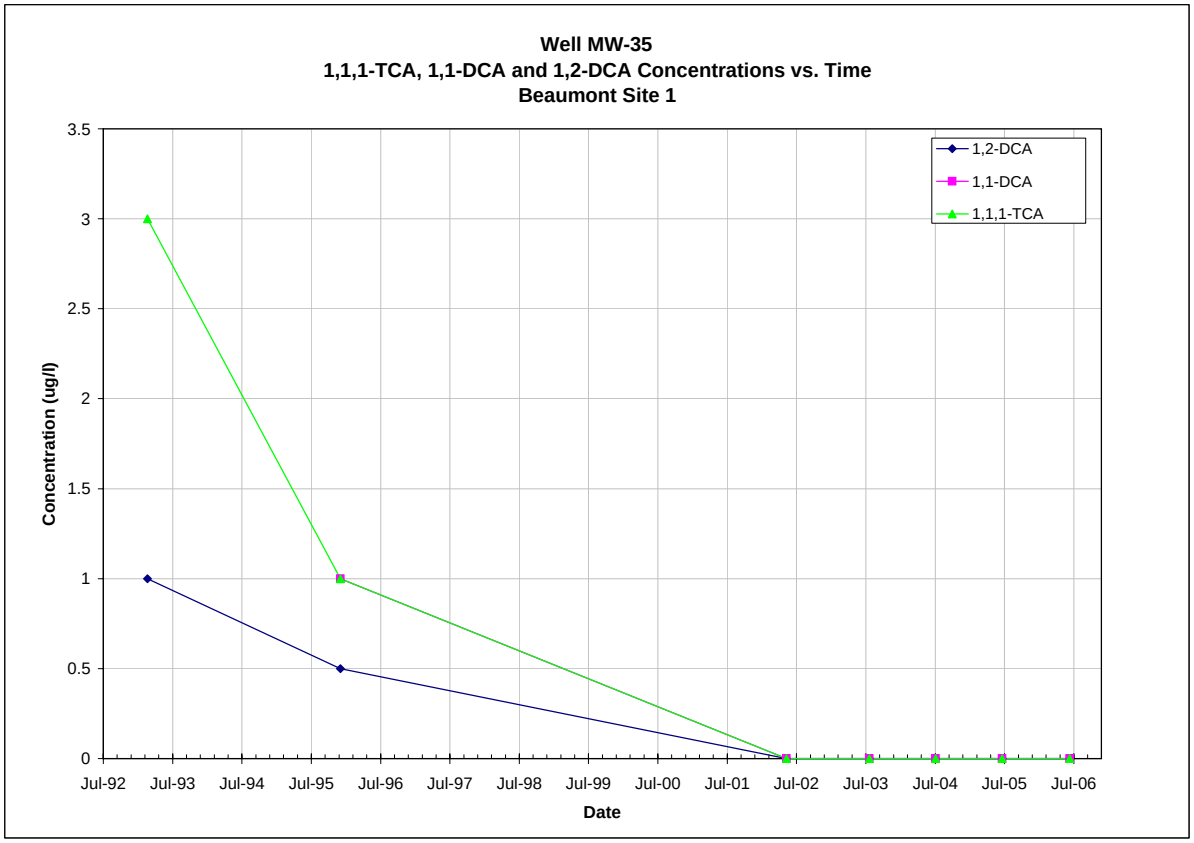

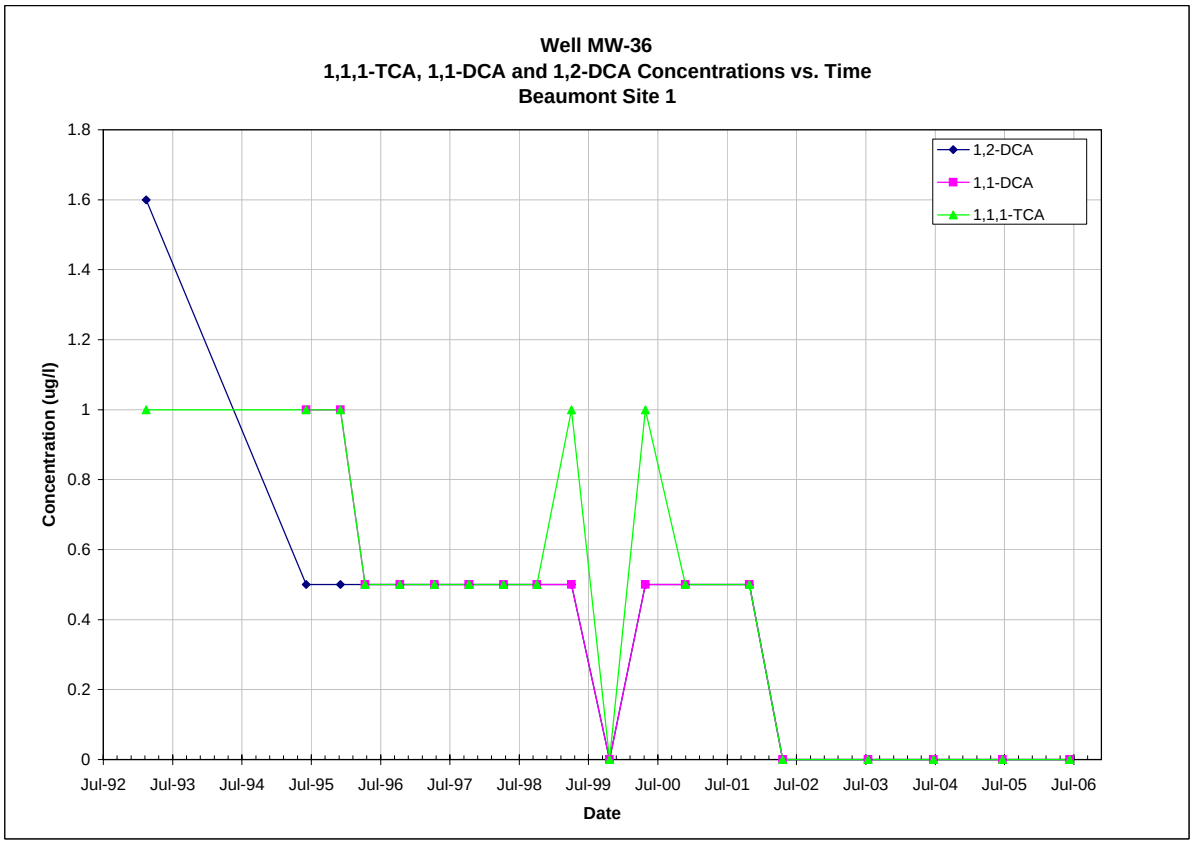

Note: All non-detections are set to zero for graphing purposes.

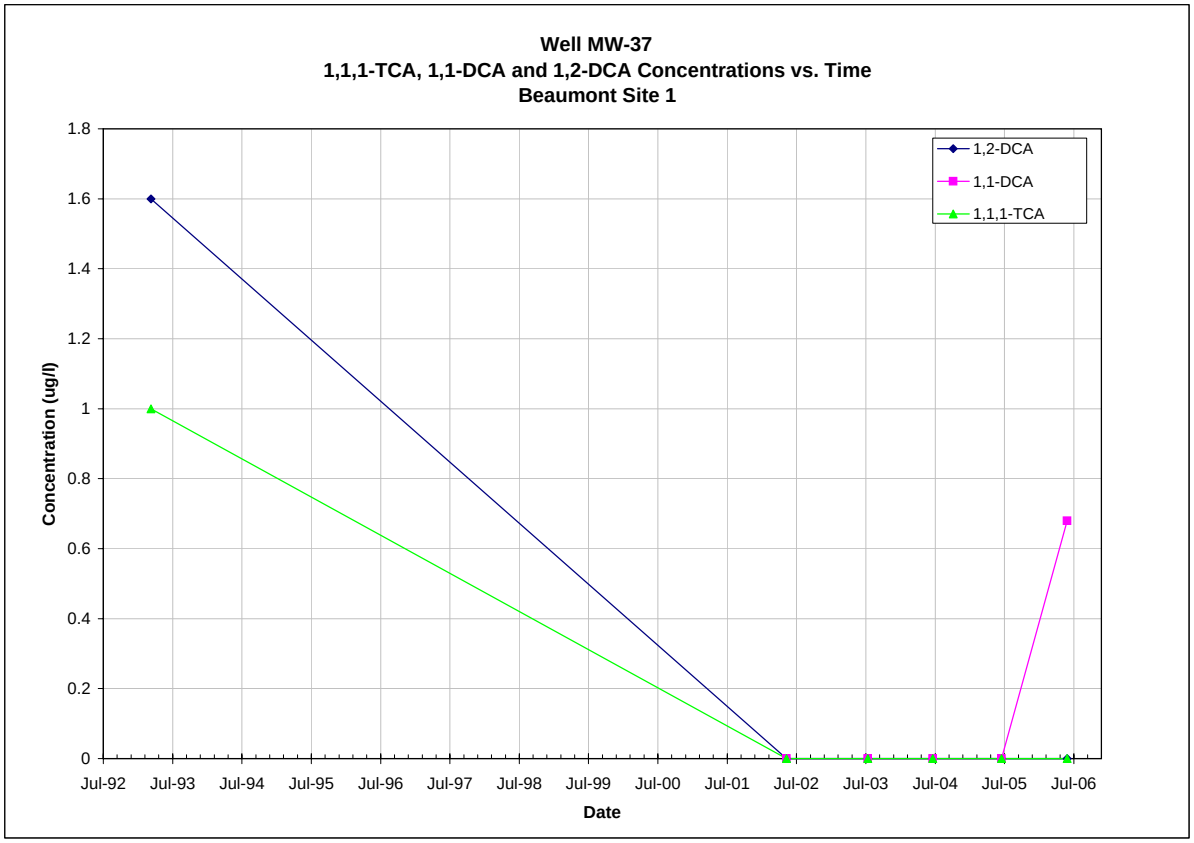

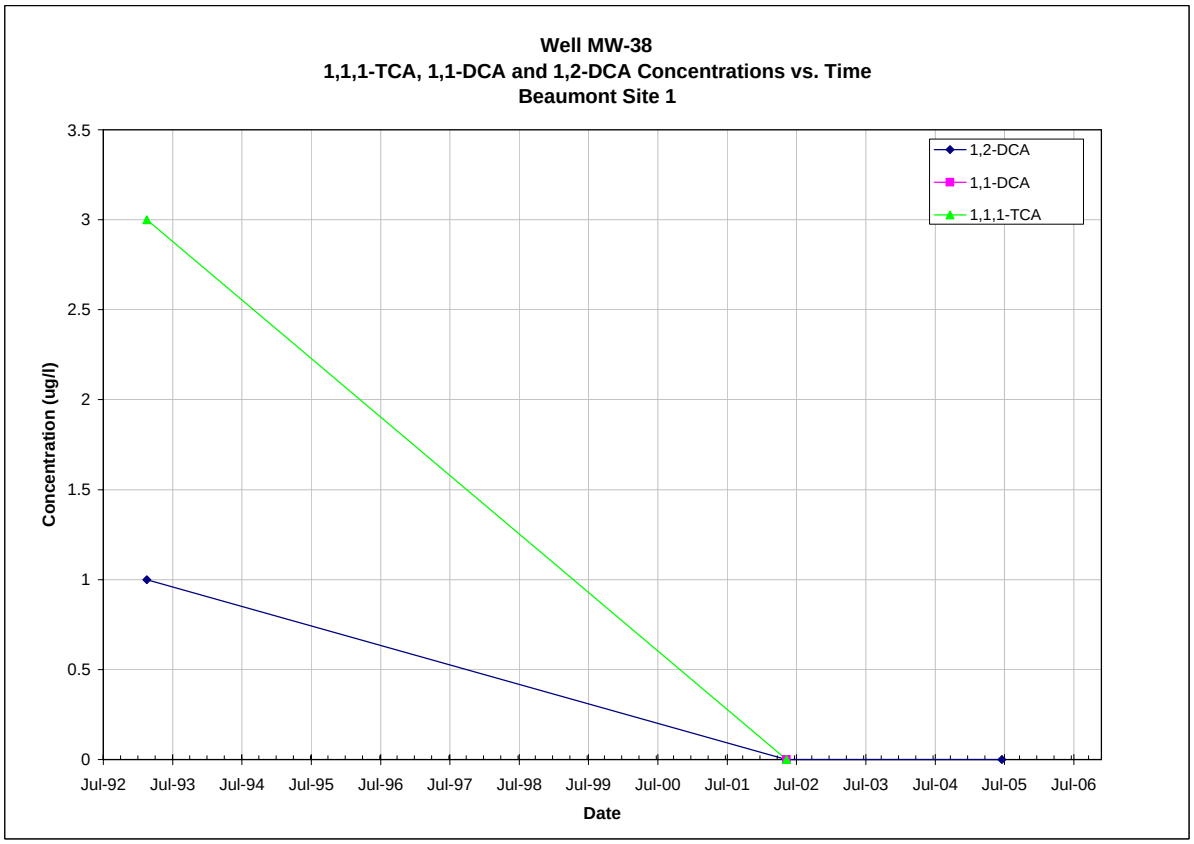

Note: All non-detections are set to zero for graphing purposes.

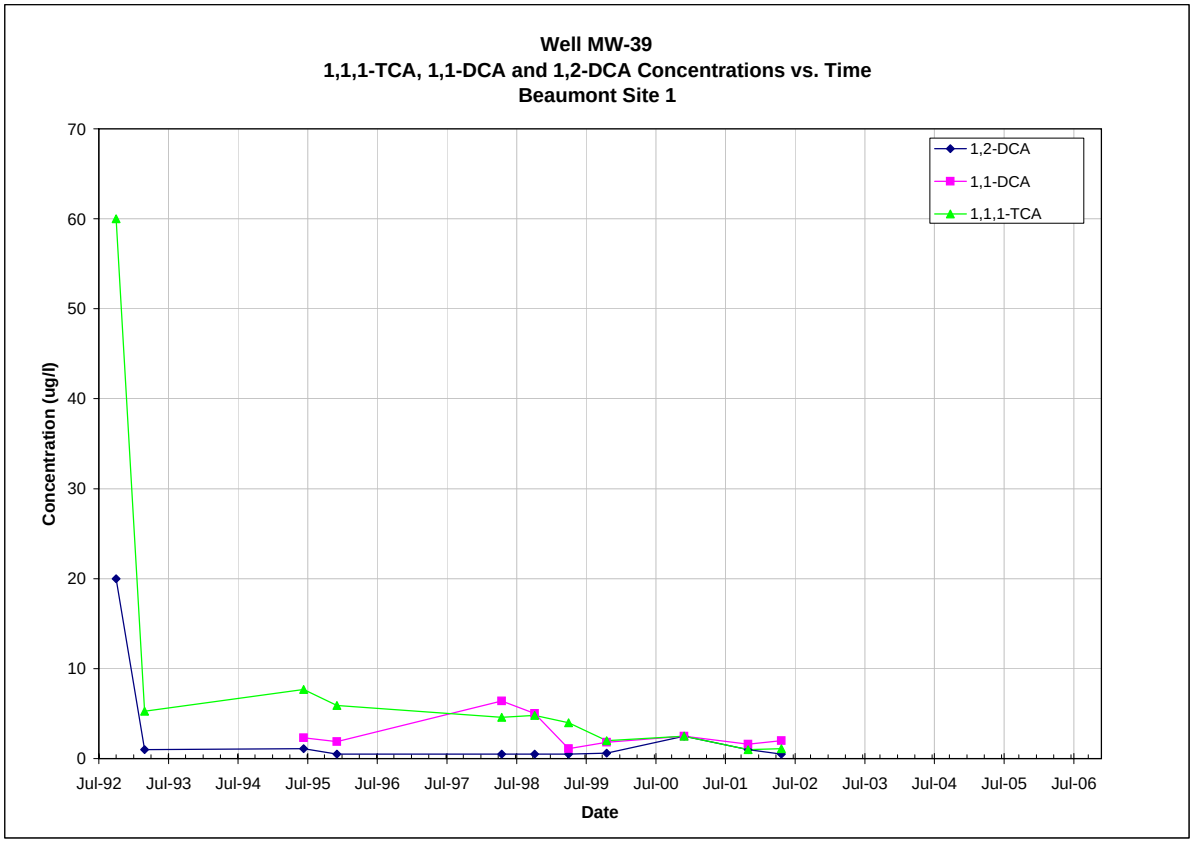

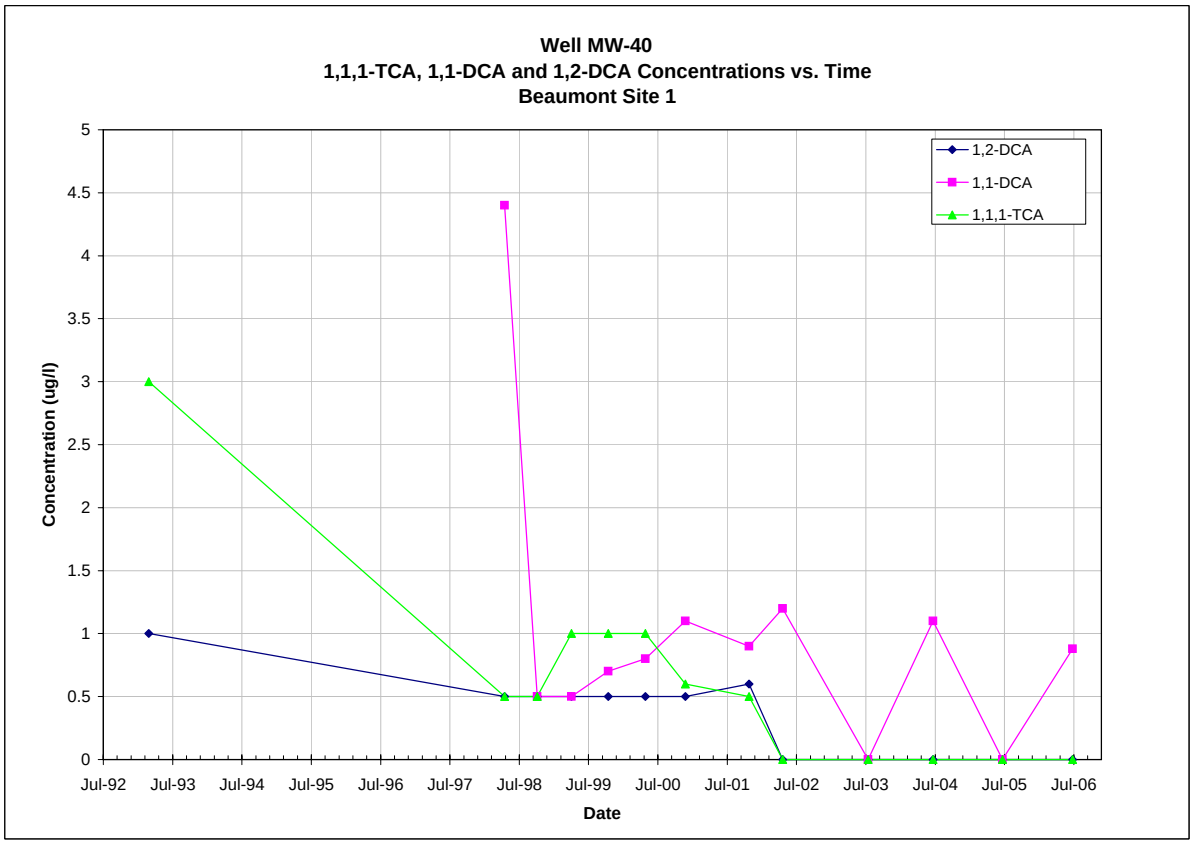

Note: All non-detections are set to zero for graphing purposes.

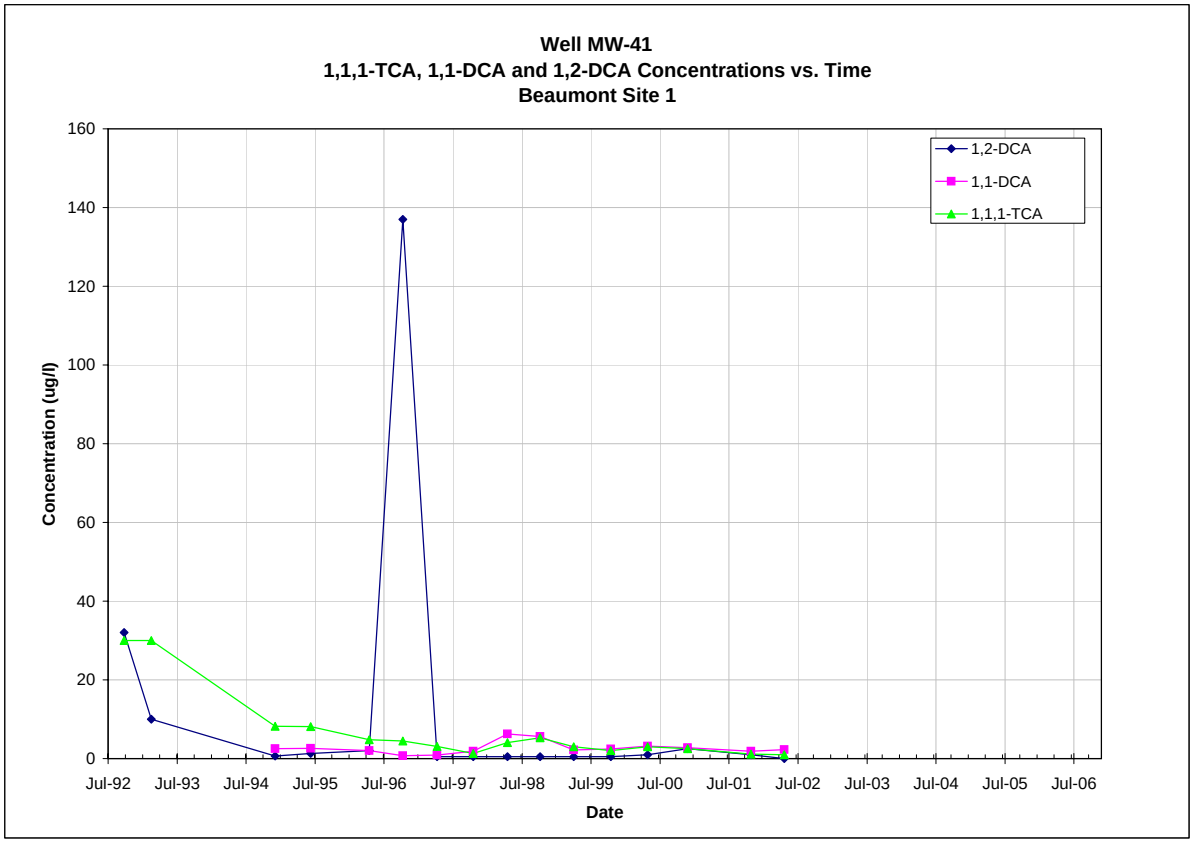

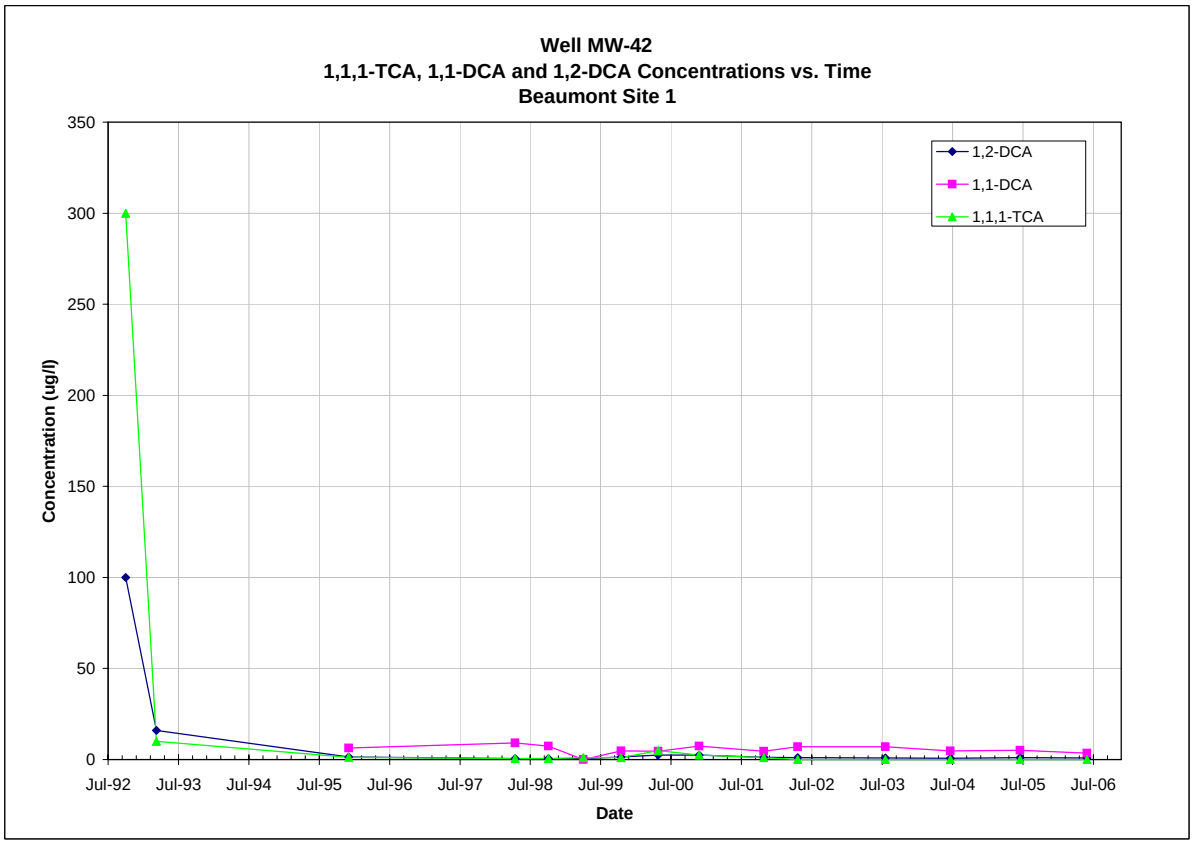

Note: All non-detections are set to zero for graphing purposes.

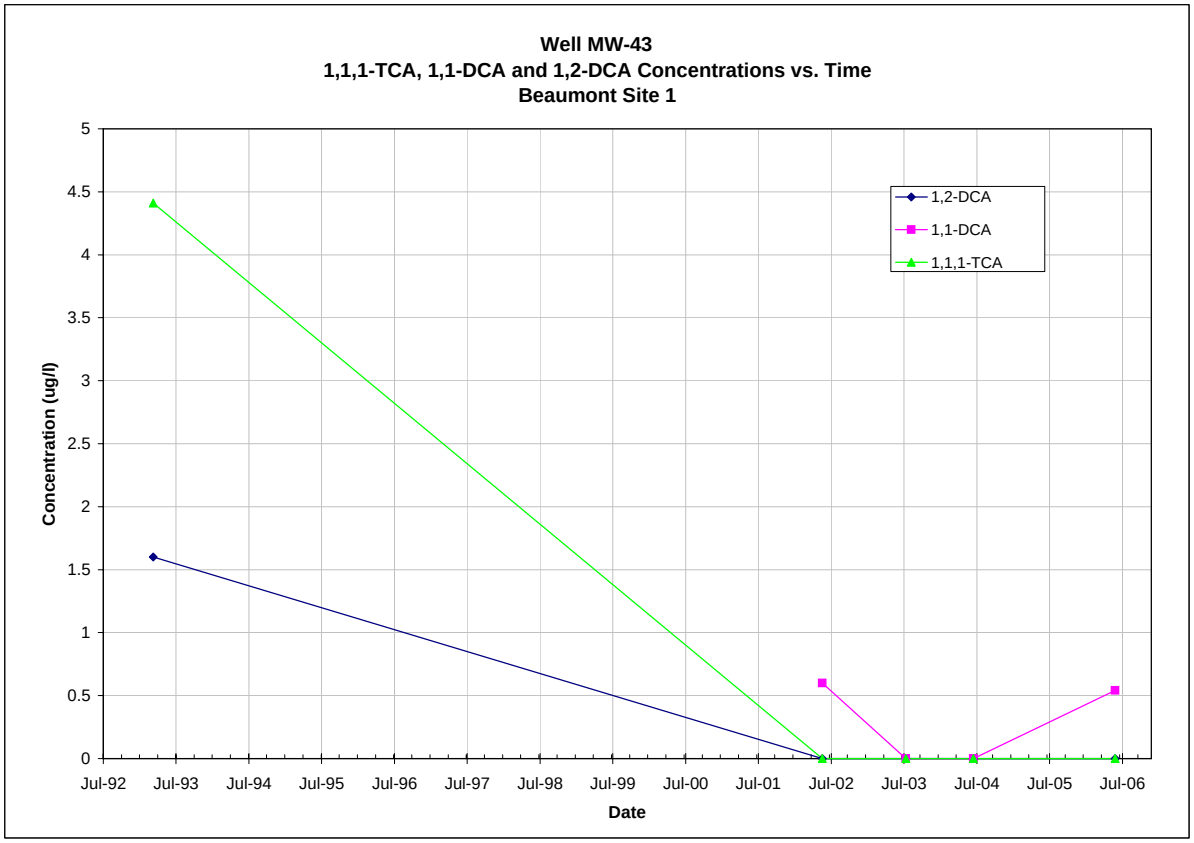

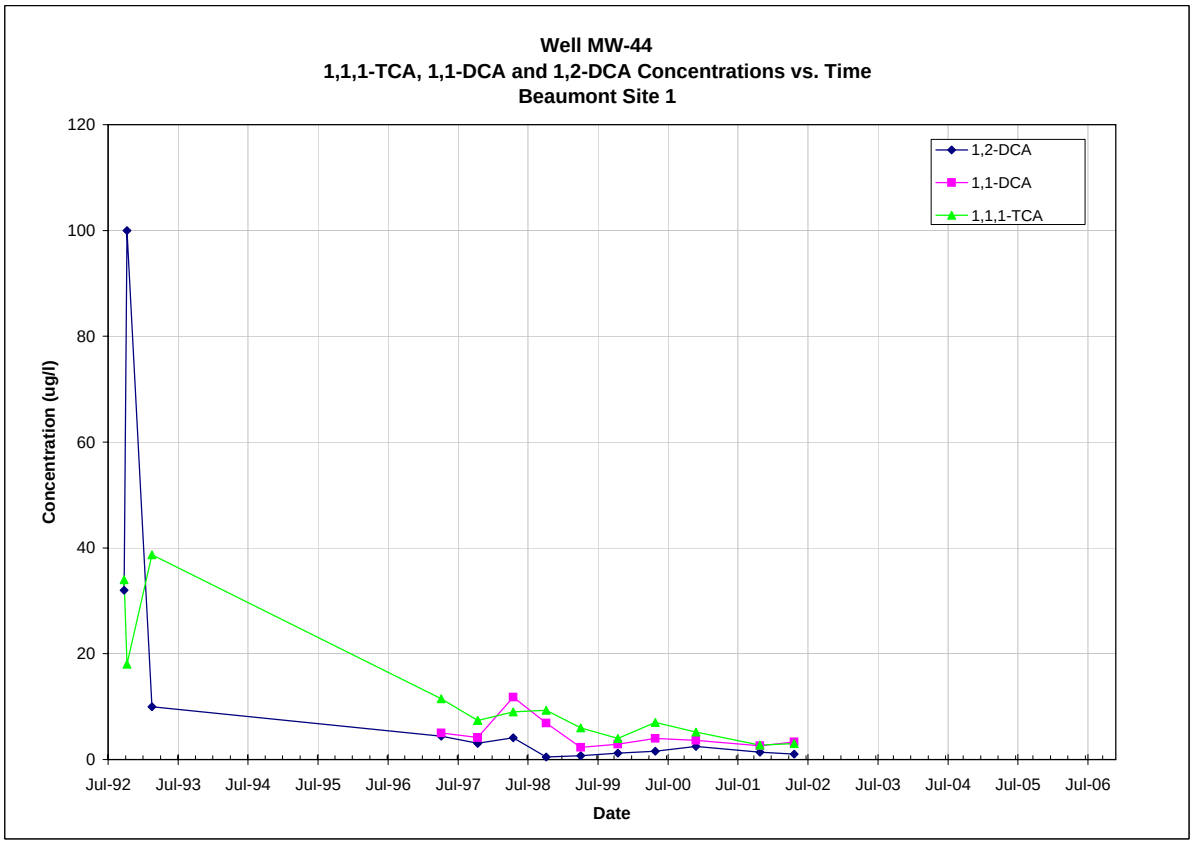

Note: All non-detections are set to zero for graphing purposes.

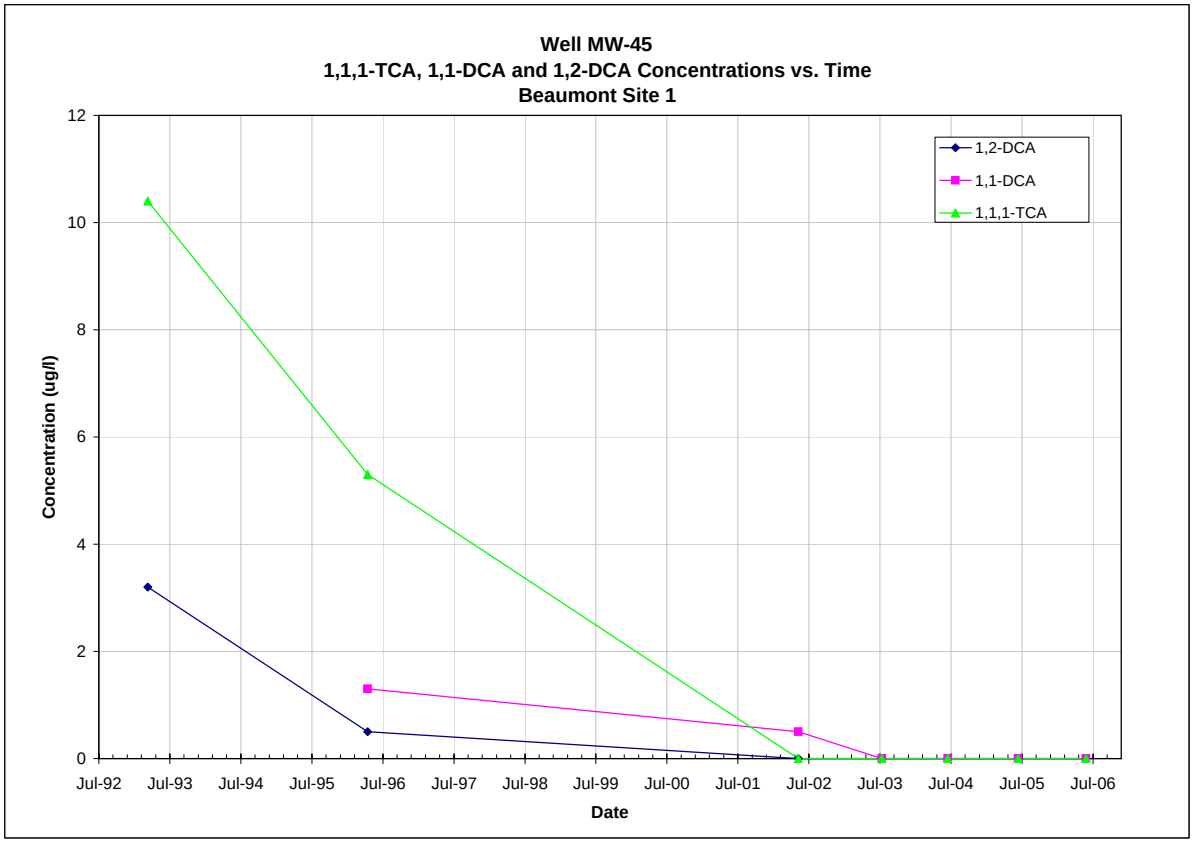

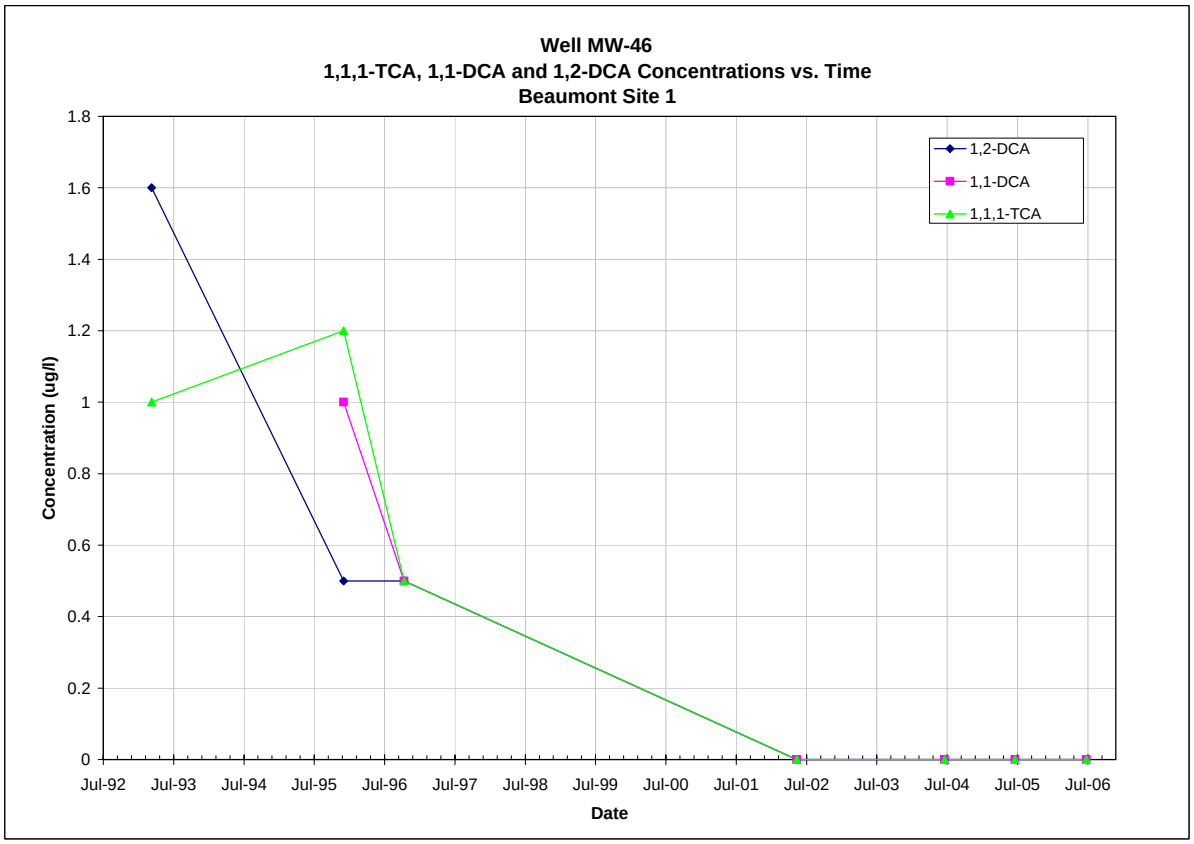

Note: All non-detections are set to zero for graphing purposes.

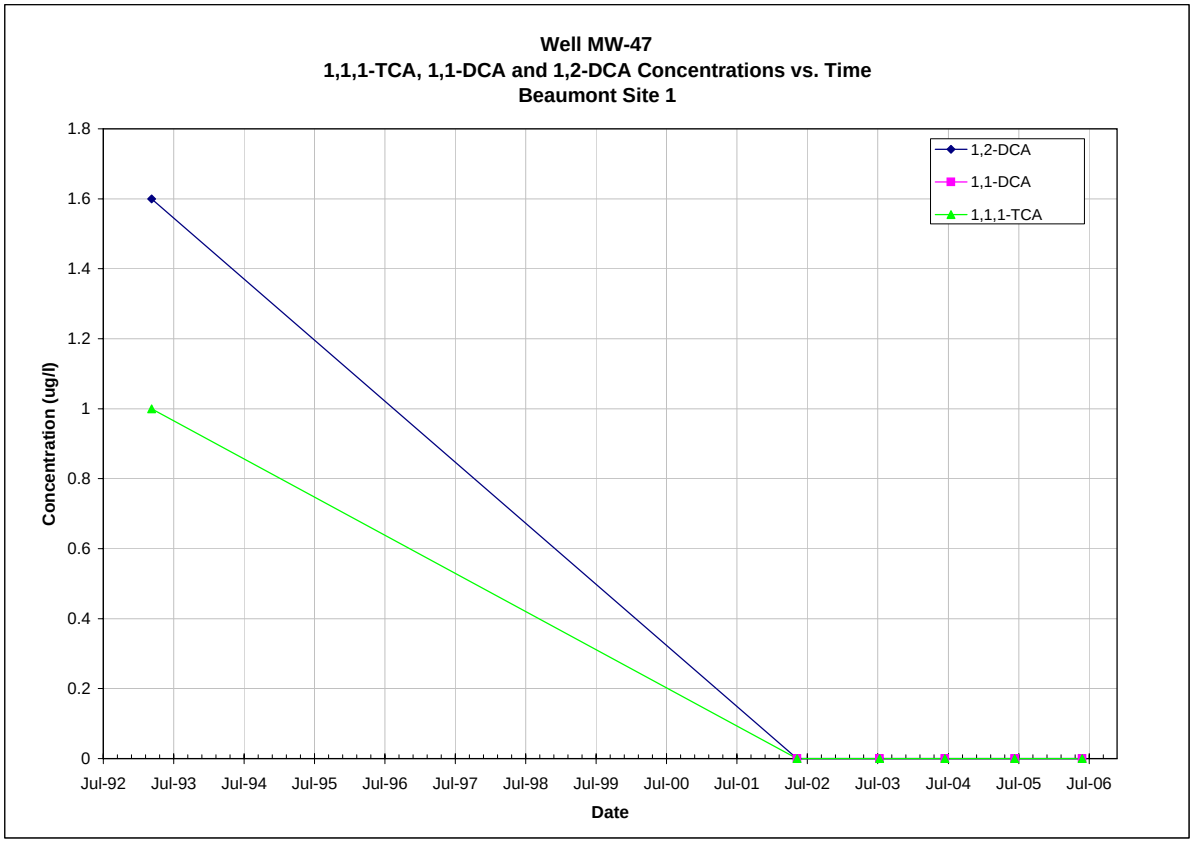

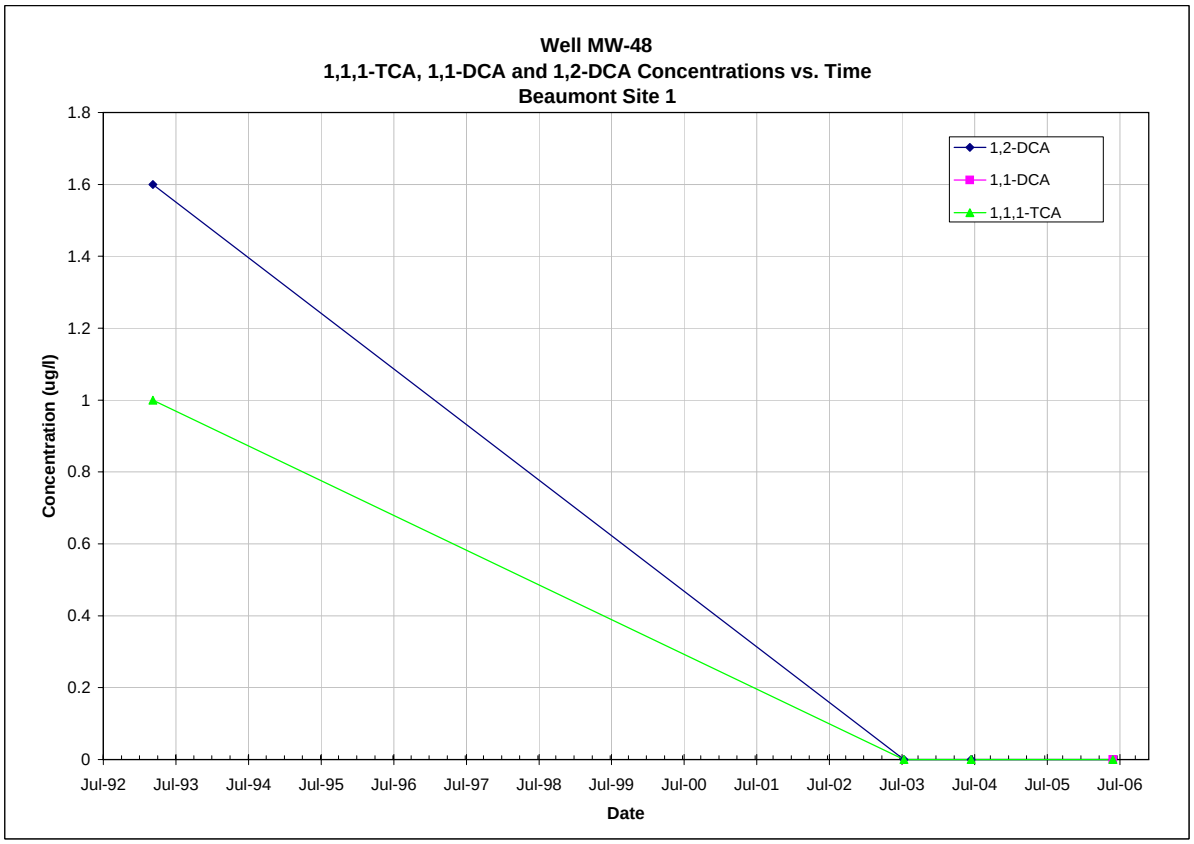

Note: All non-detections are set to zero for graphing purposes.

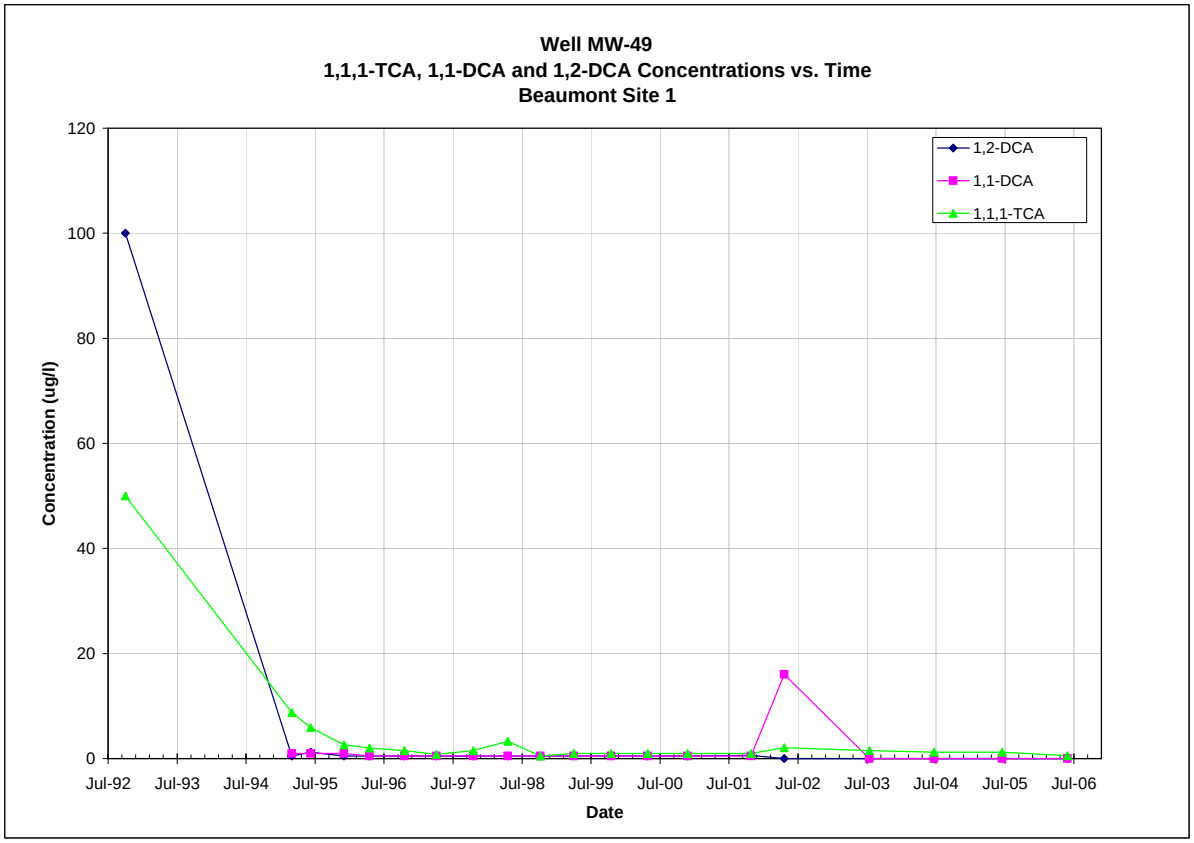

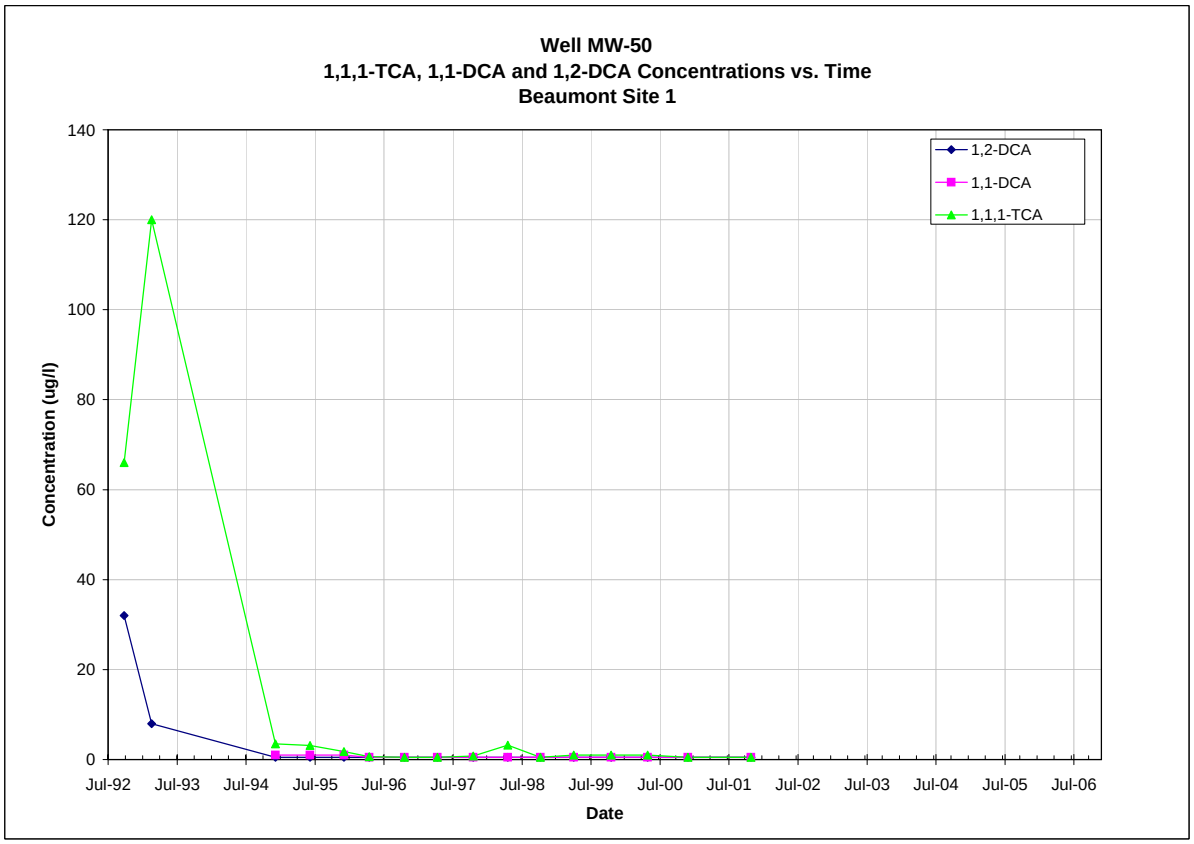

Note: All non-detections are set to zero for graphing purposes.

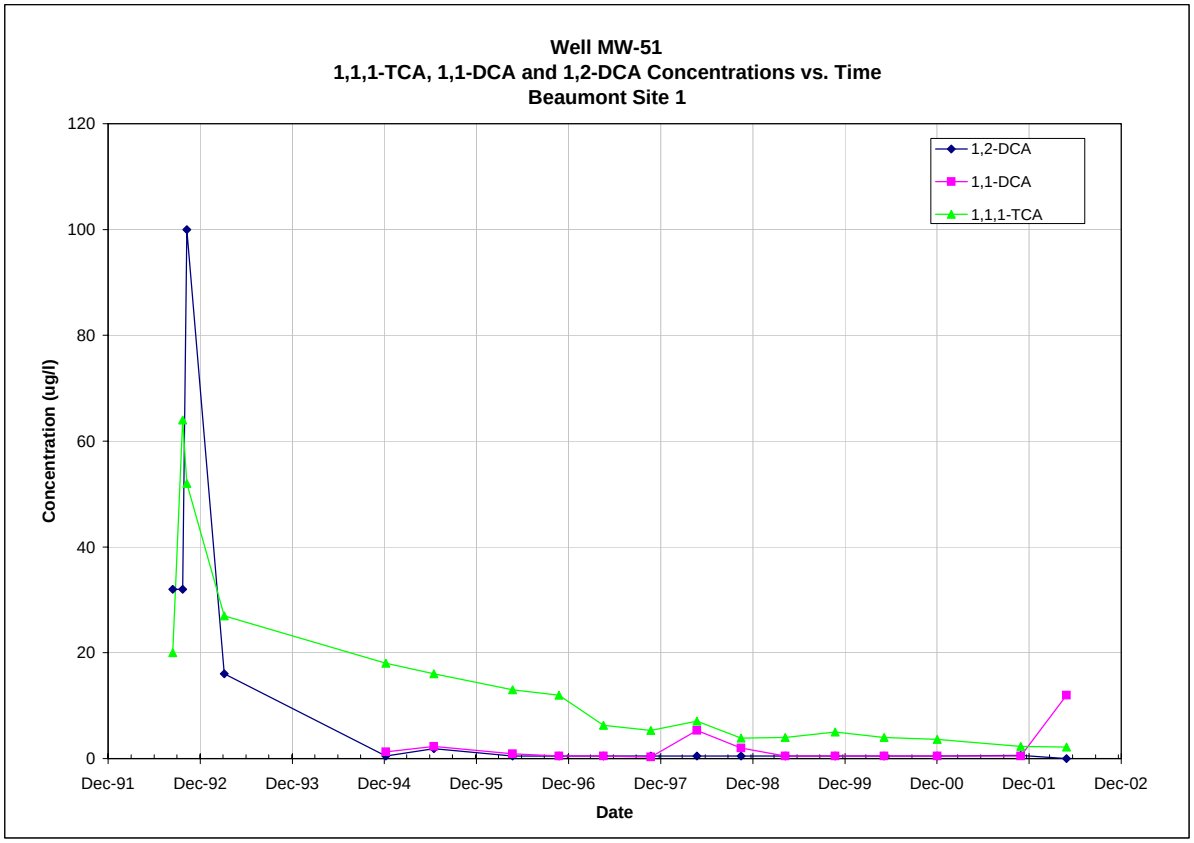

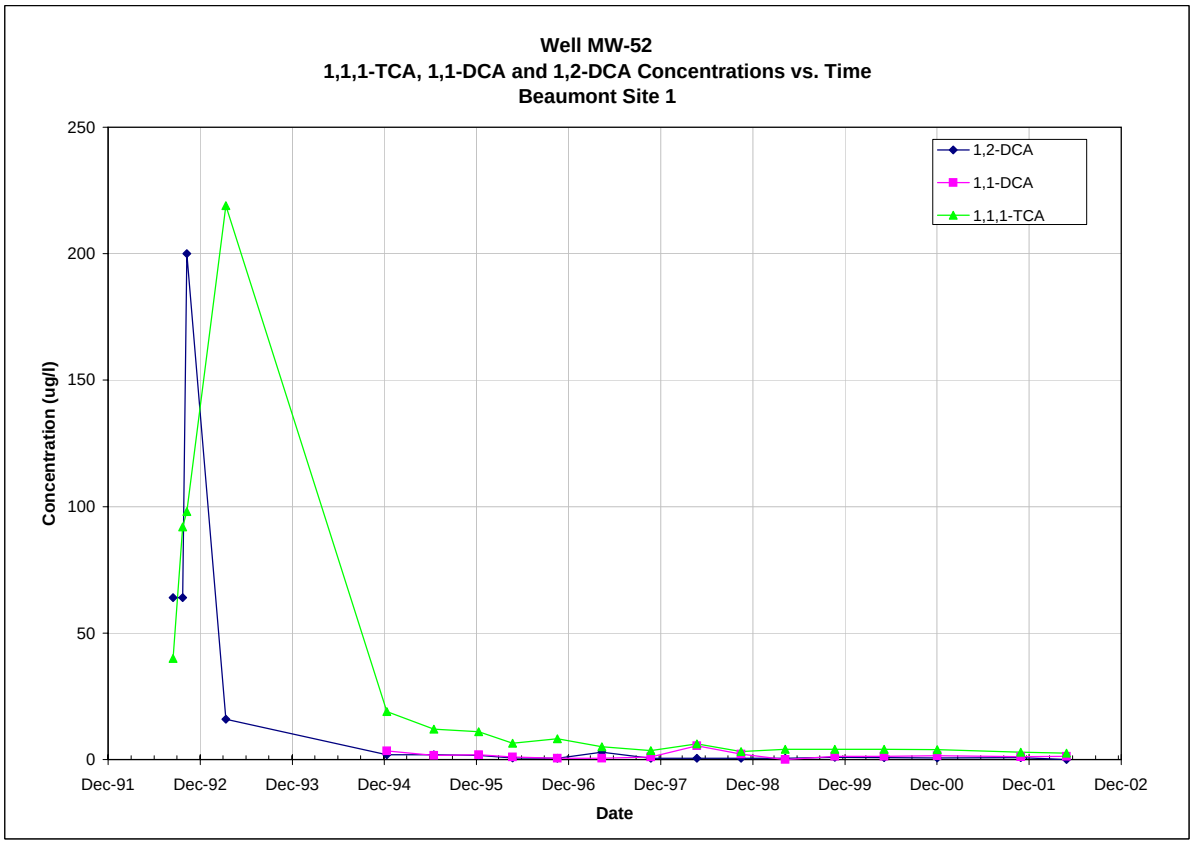

Note: All non-detections are set to zero for graphing purposes.

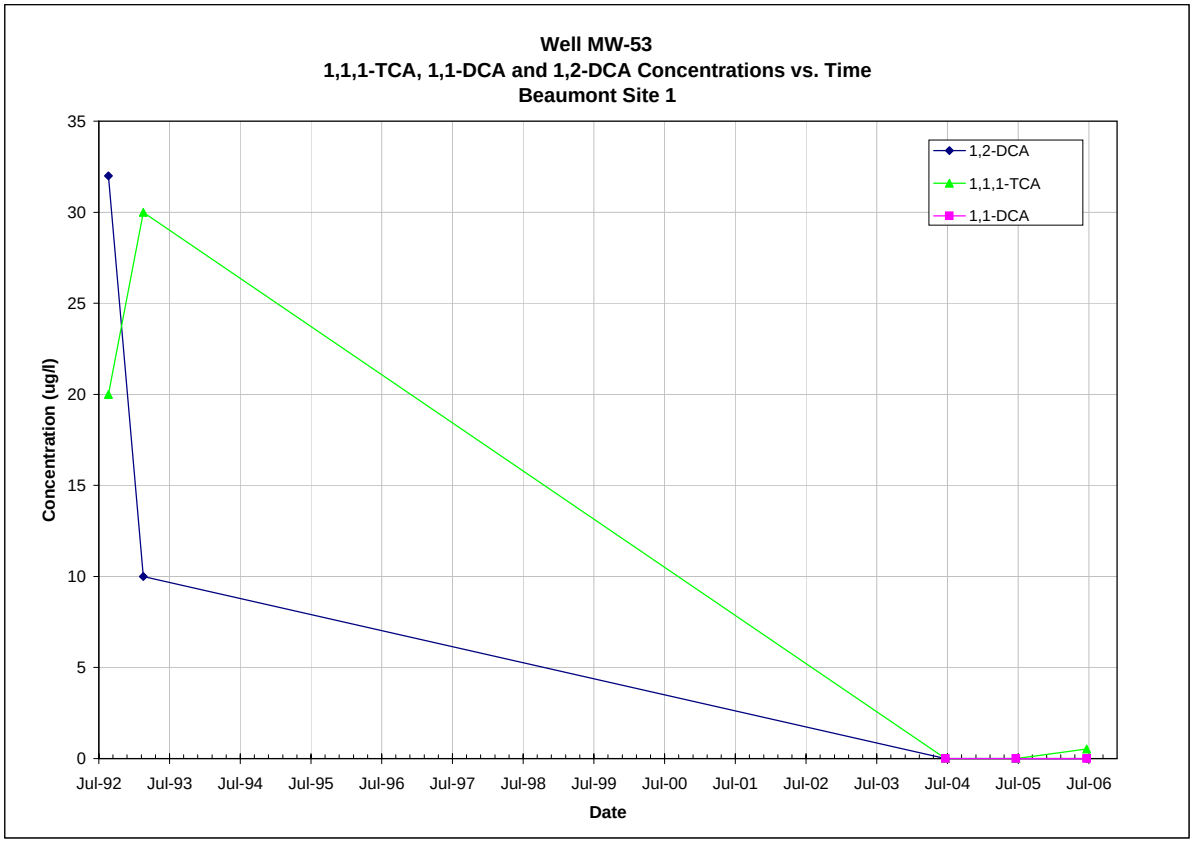

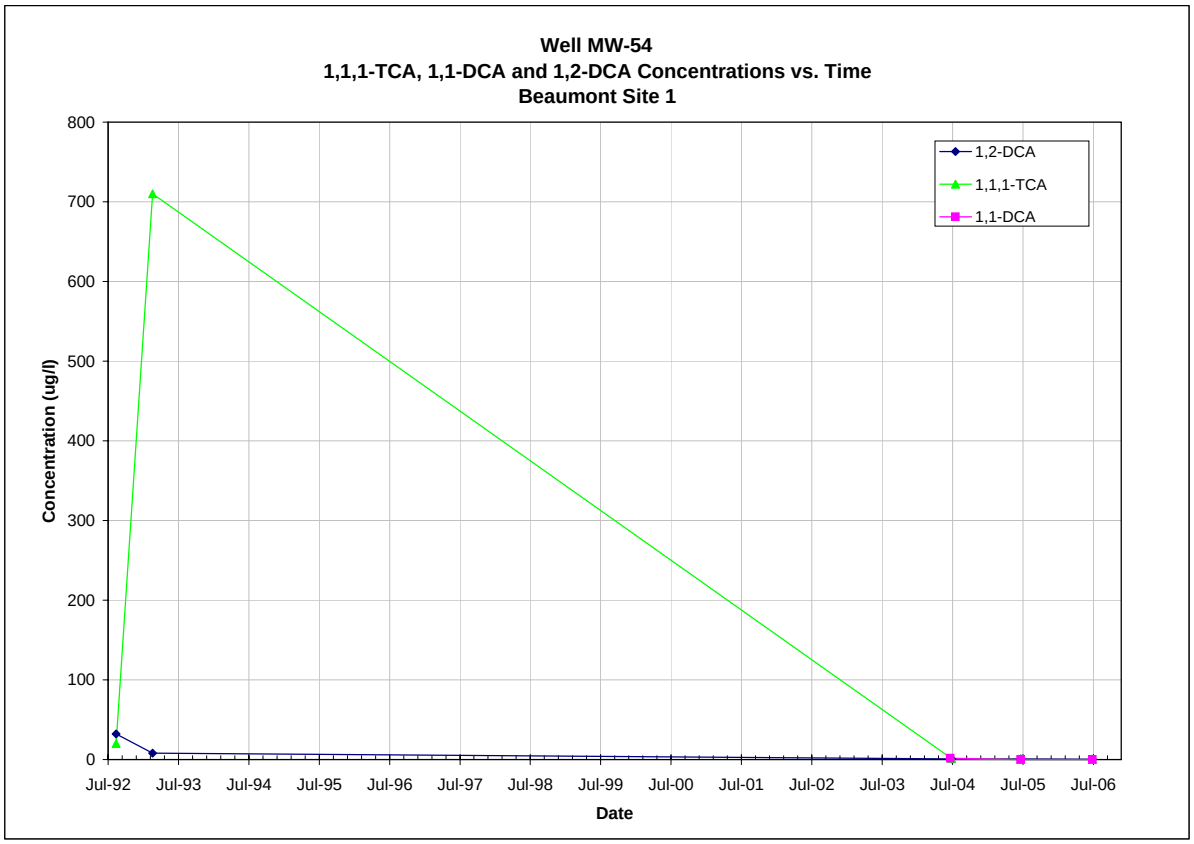

Note: All non-detections are set to zero for graphing purposes.

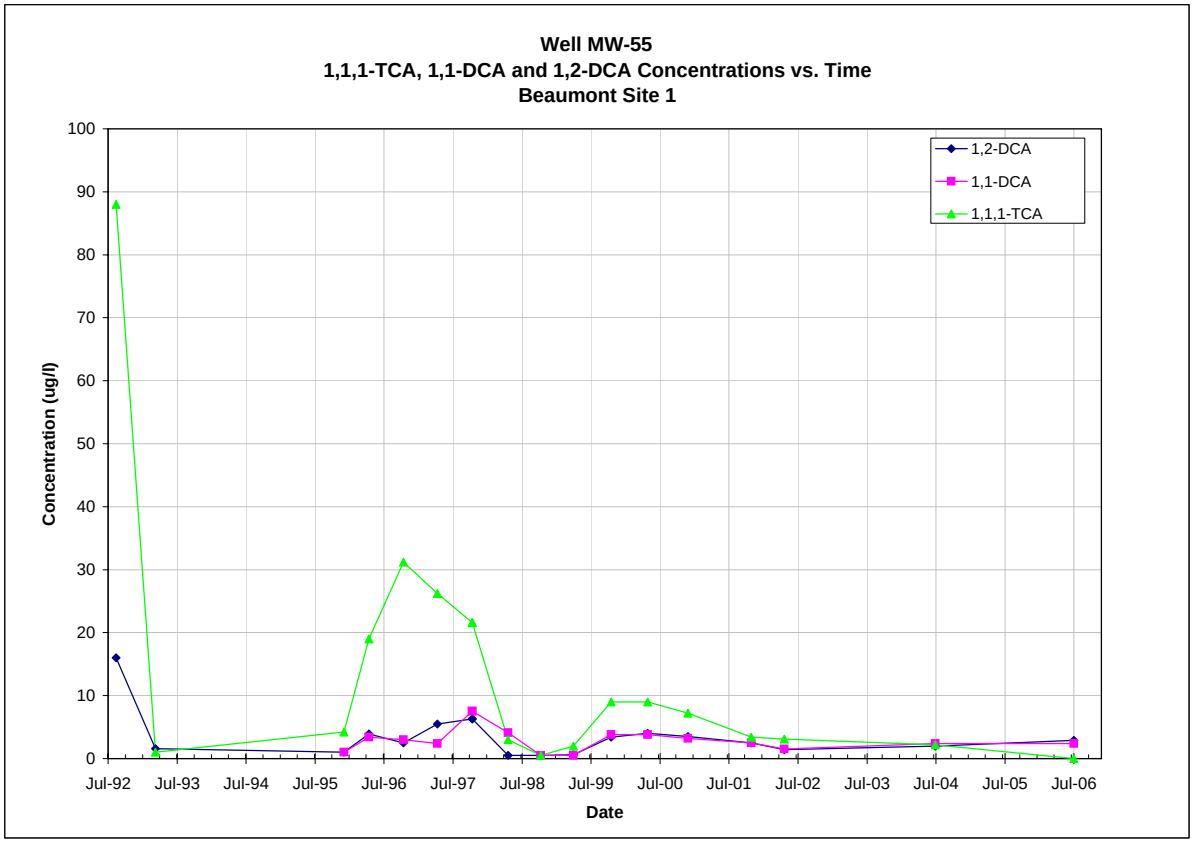

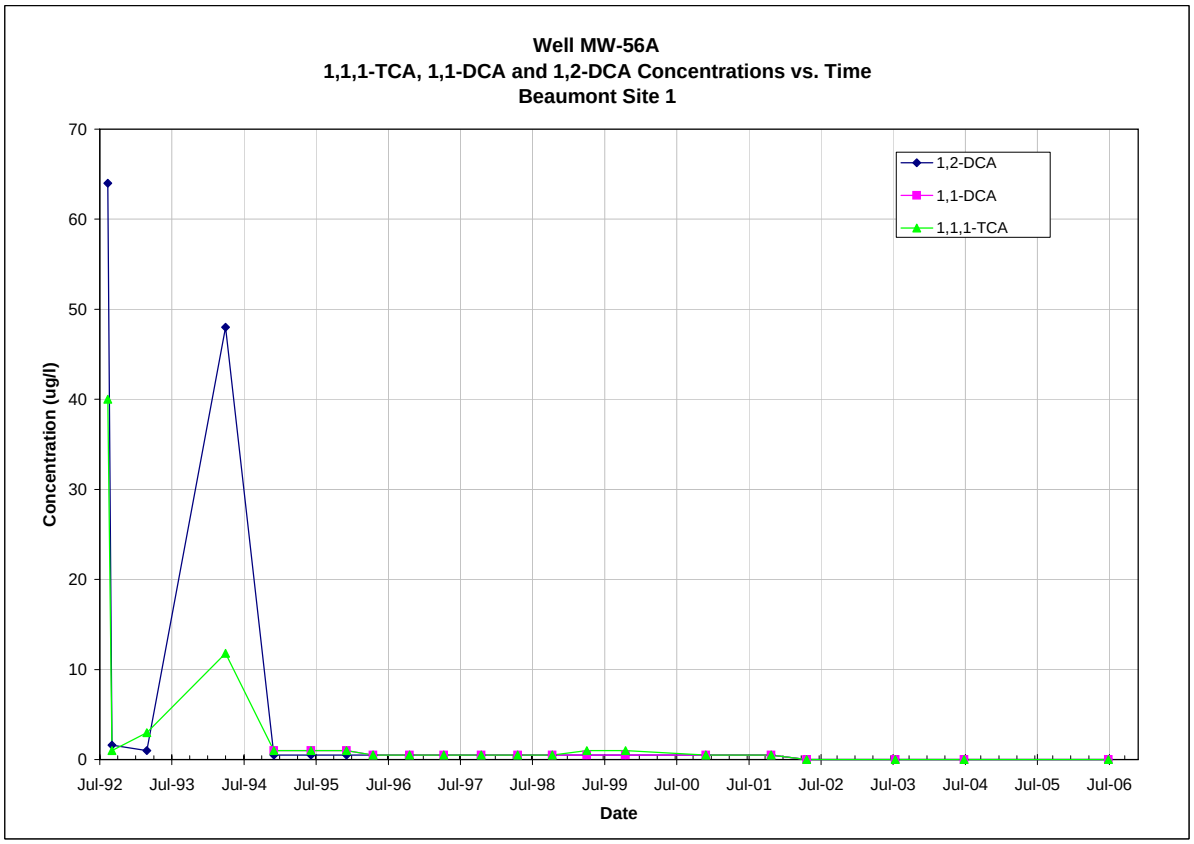

Note: All non-detections are set to zero for graphing purposes.

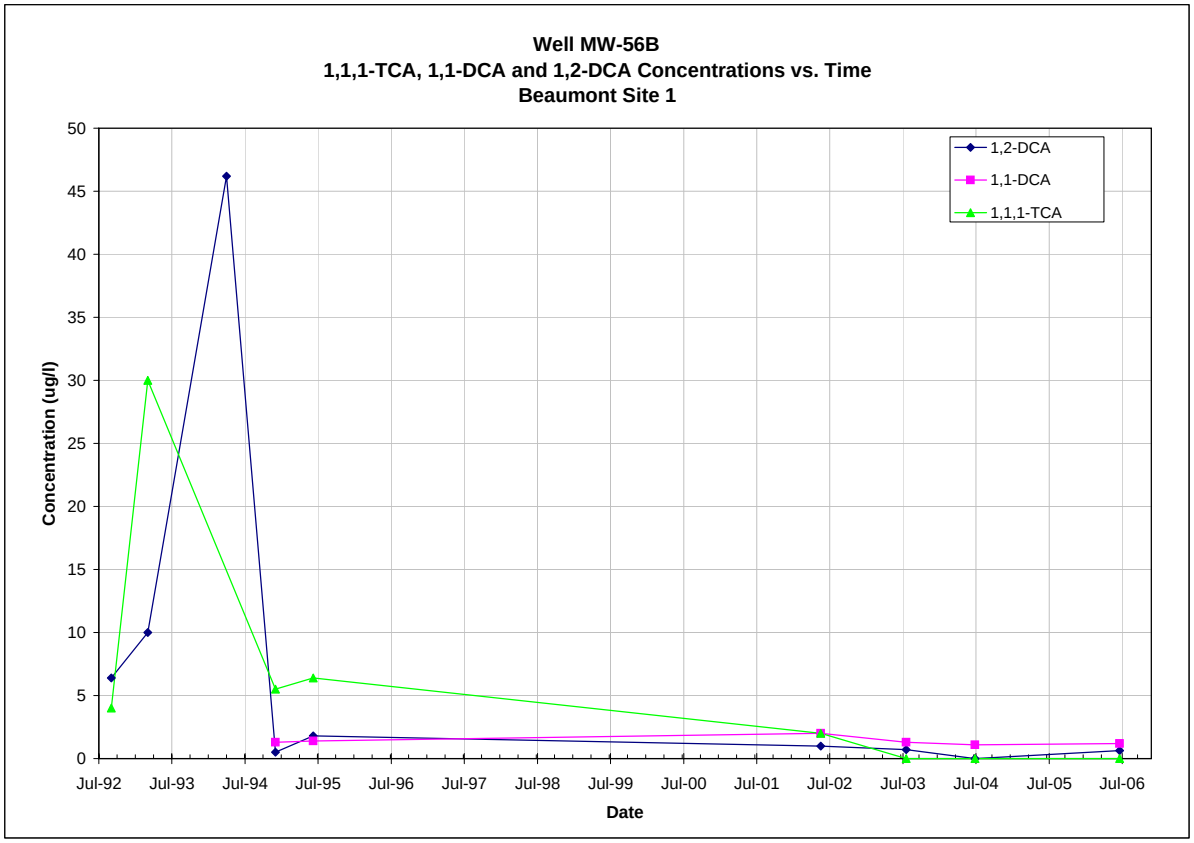

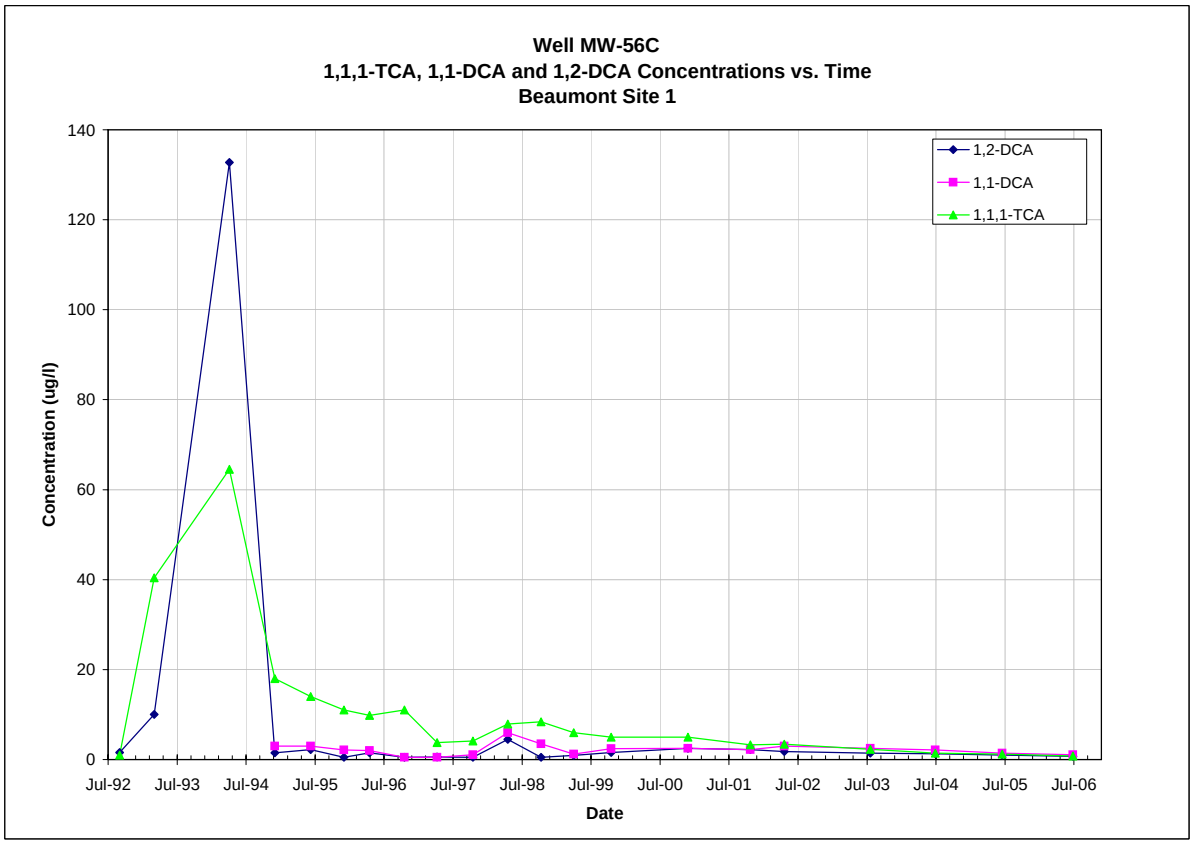

Note: All non-detections are set to zero for graphing purposes.

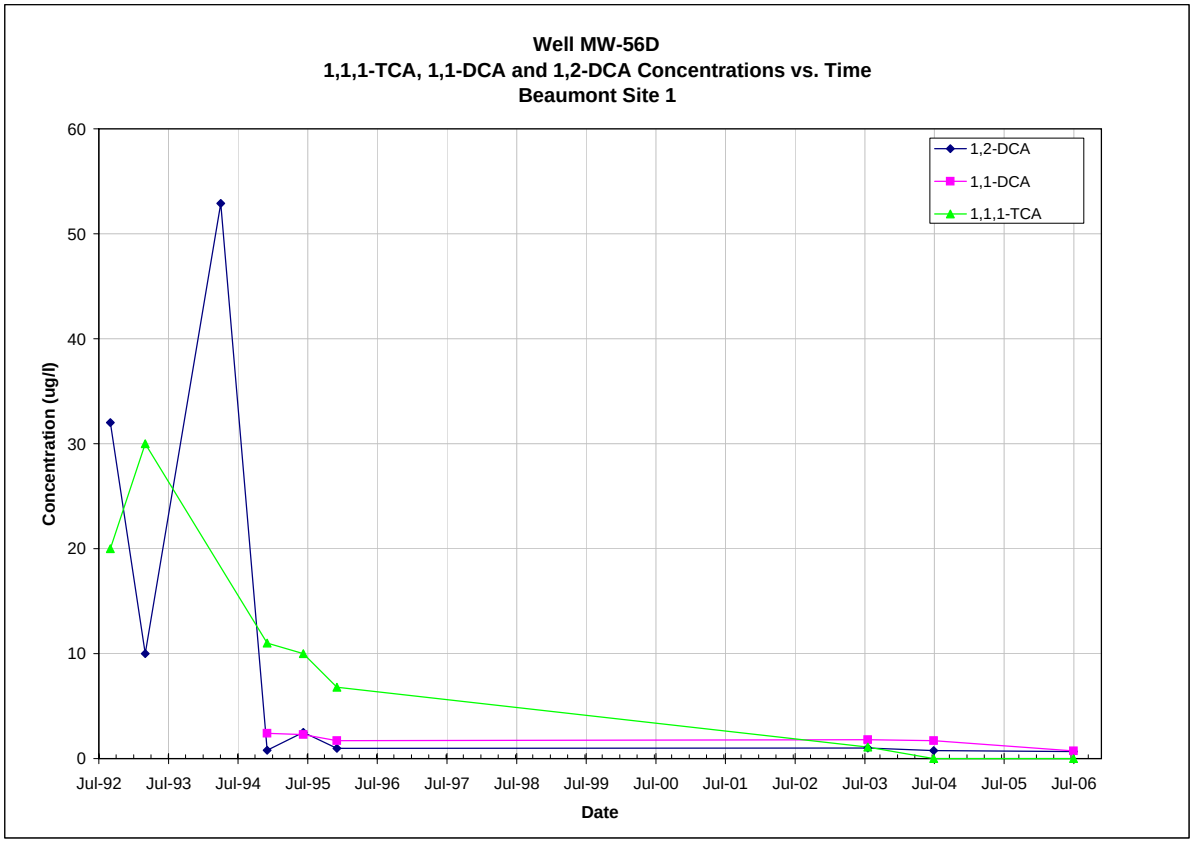

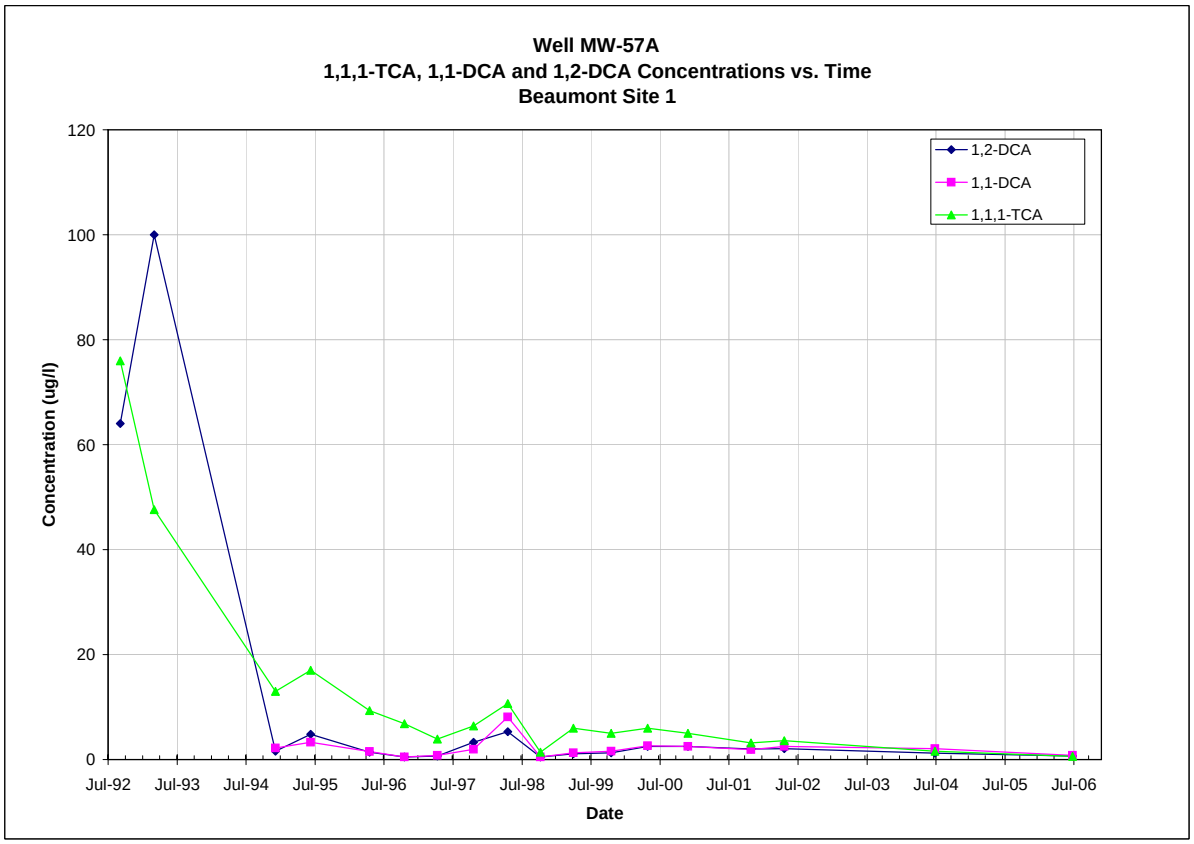

Note: All non-detections are set to zero for graphing purposes.

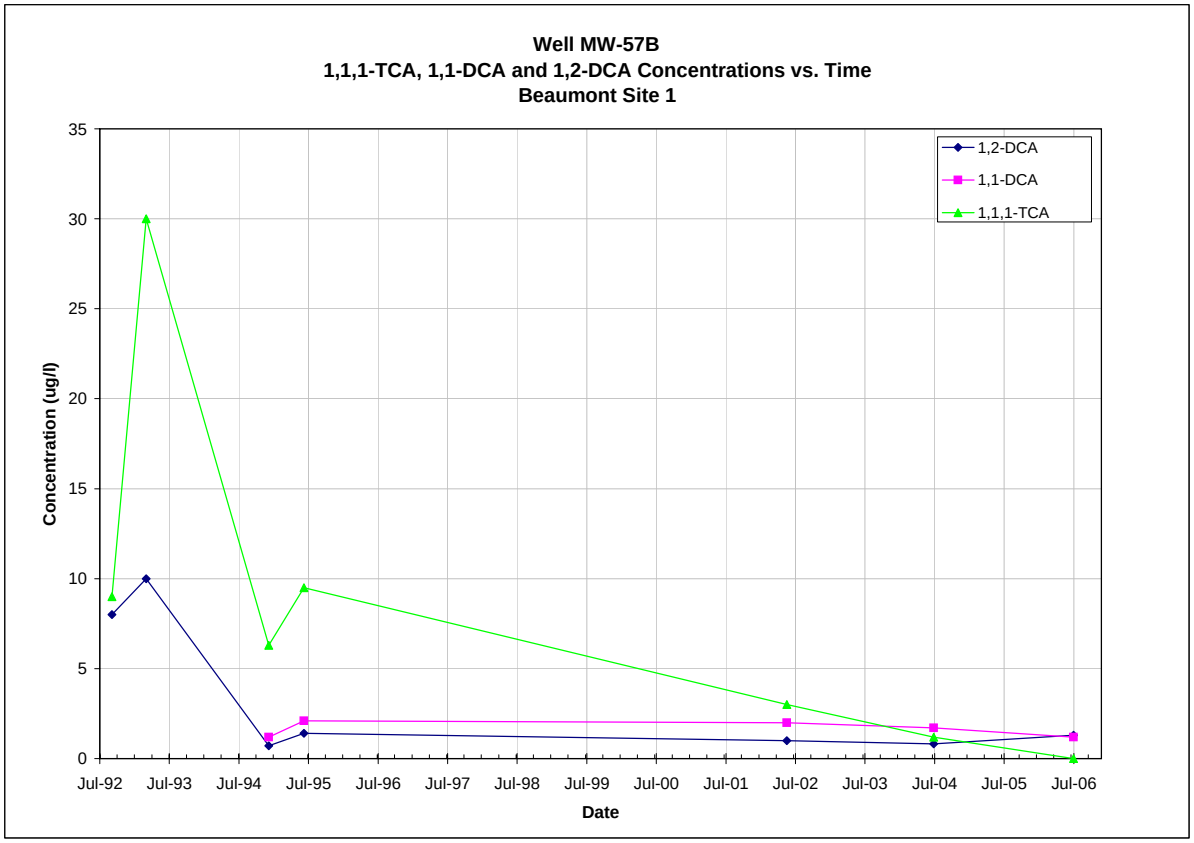

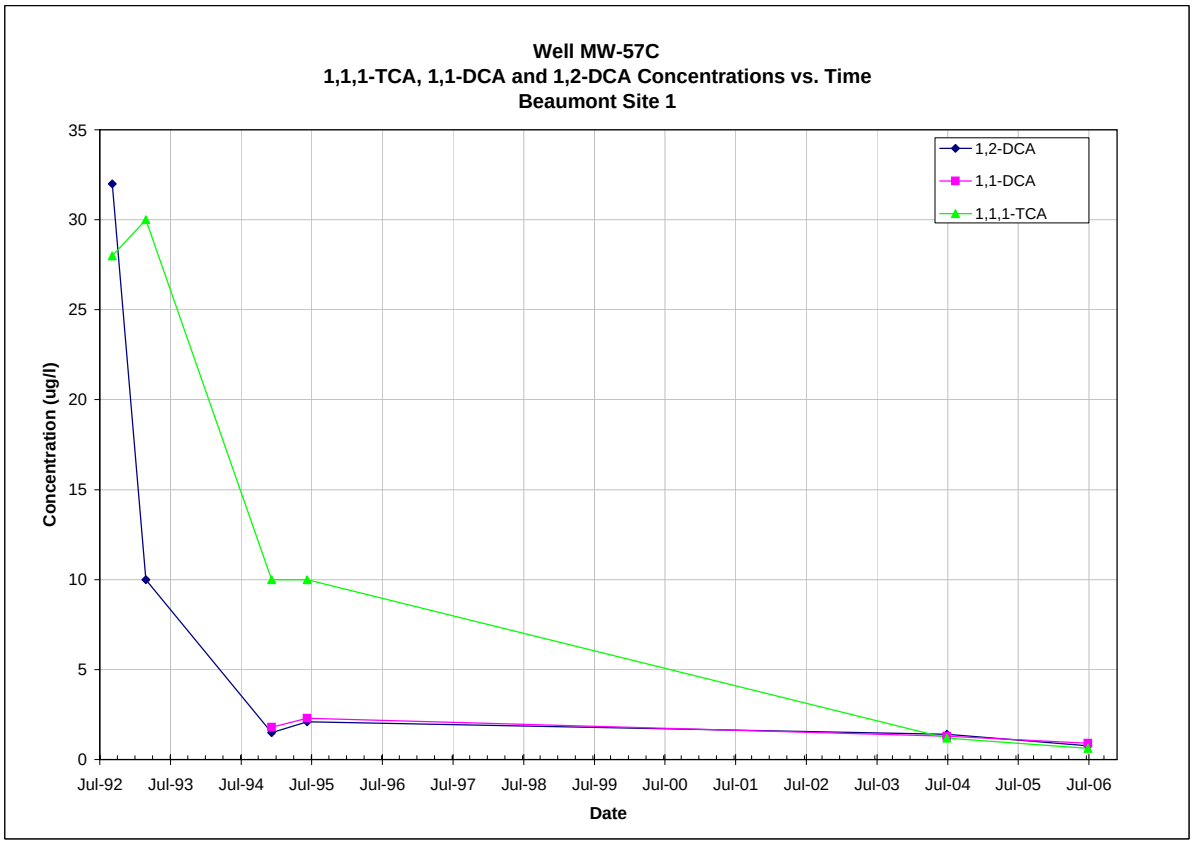

Note: All non-detections are set to zero for graphing purposes.

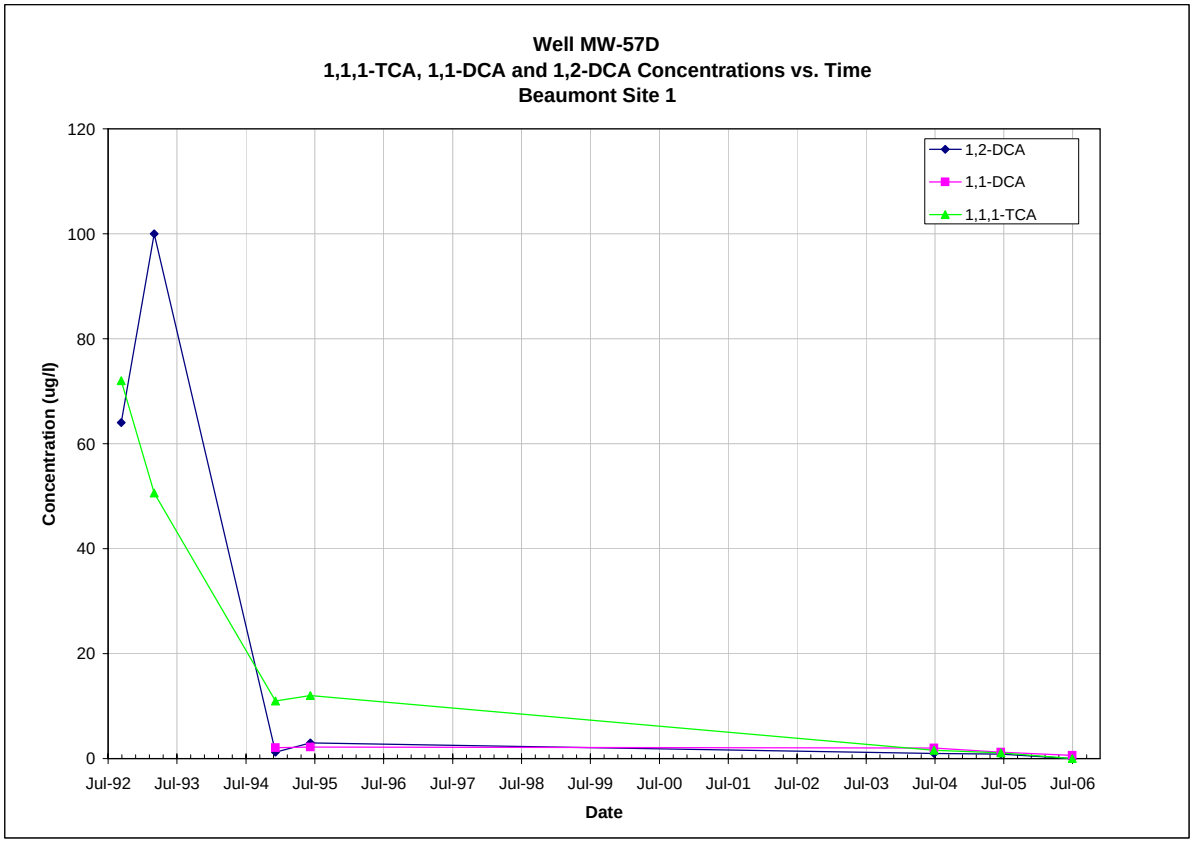

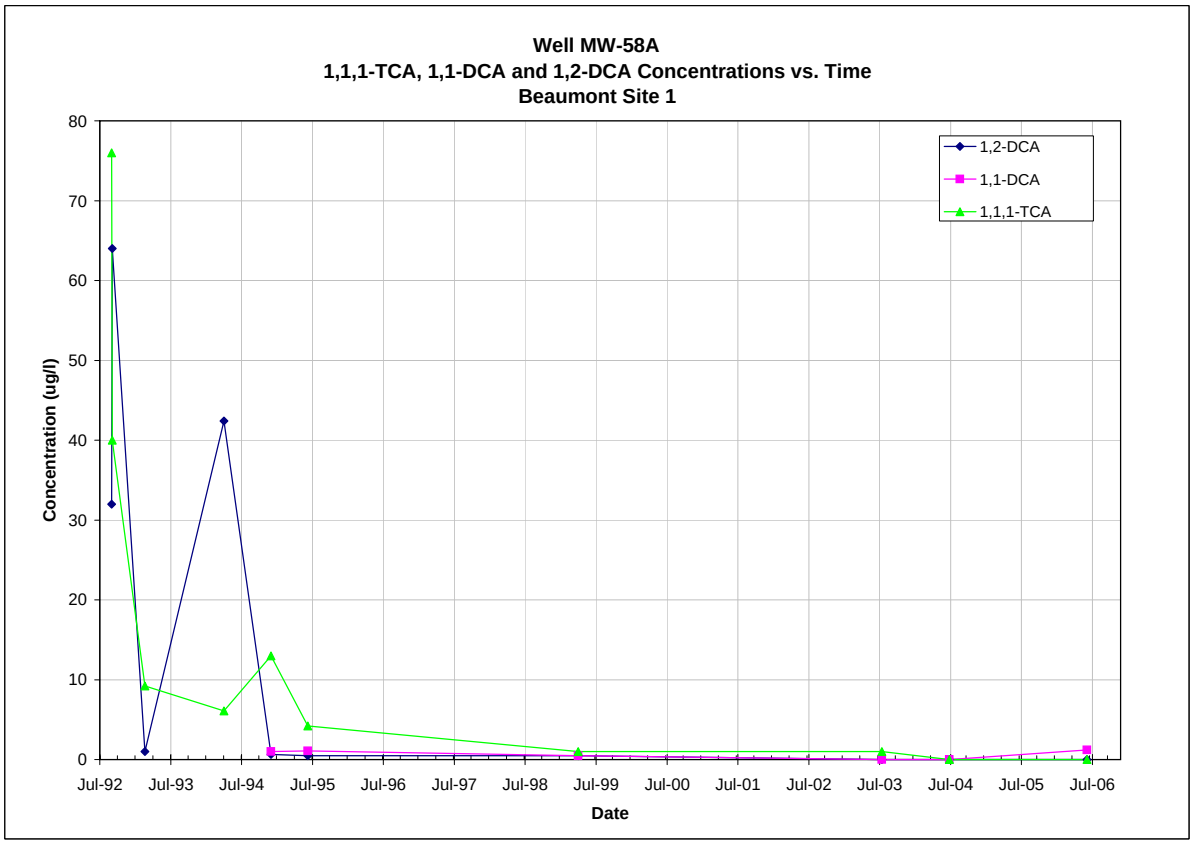

Note: All non-detections are set to zero for graphing purposes.

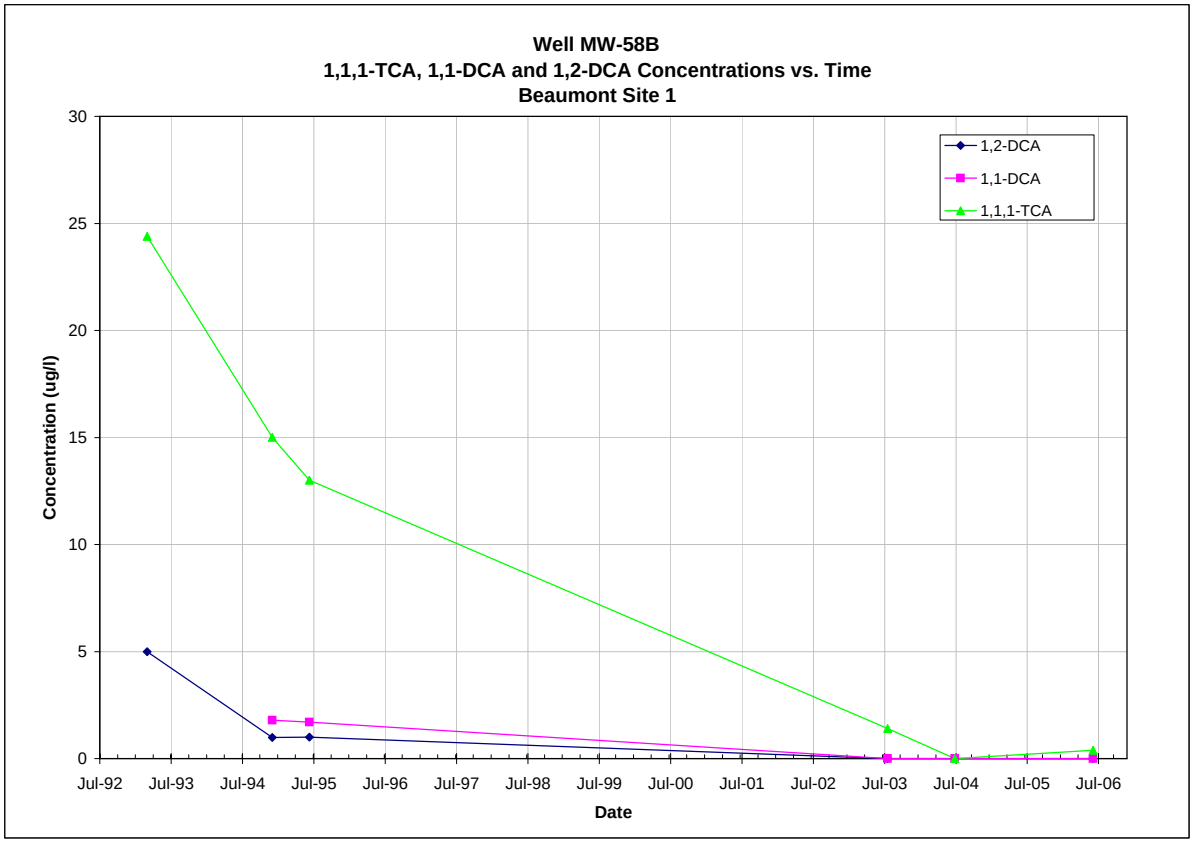

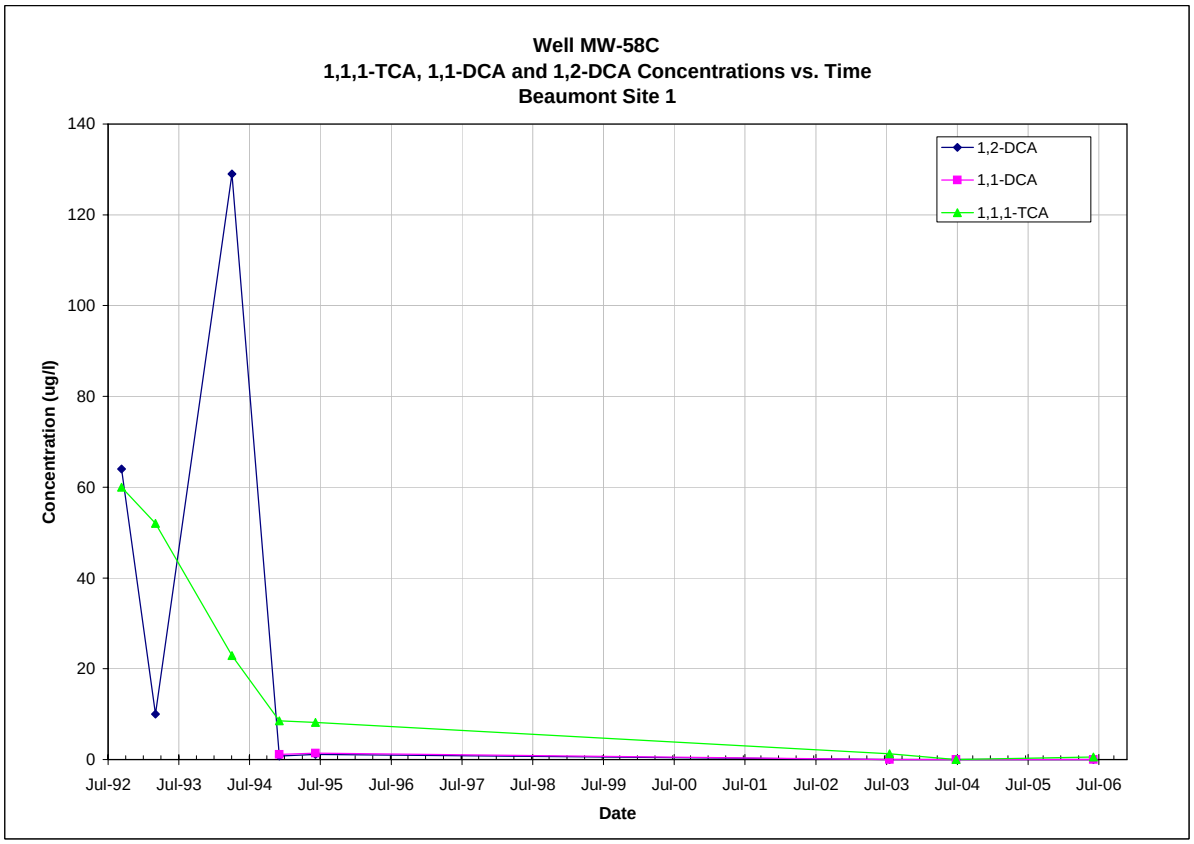

Note: All non-detections are set to zero for graphing purposes.

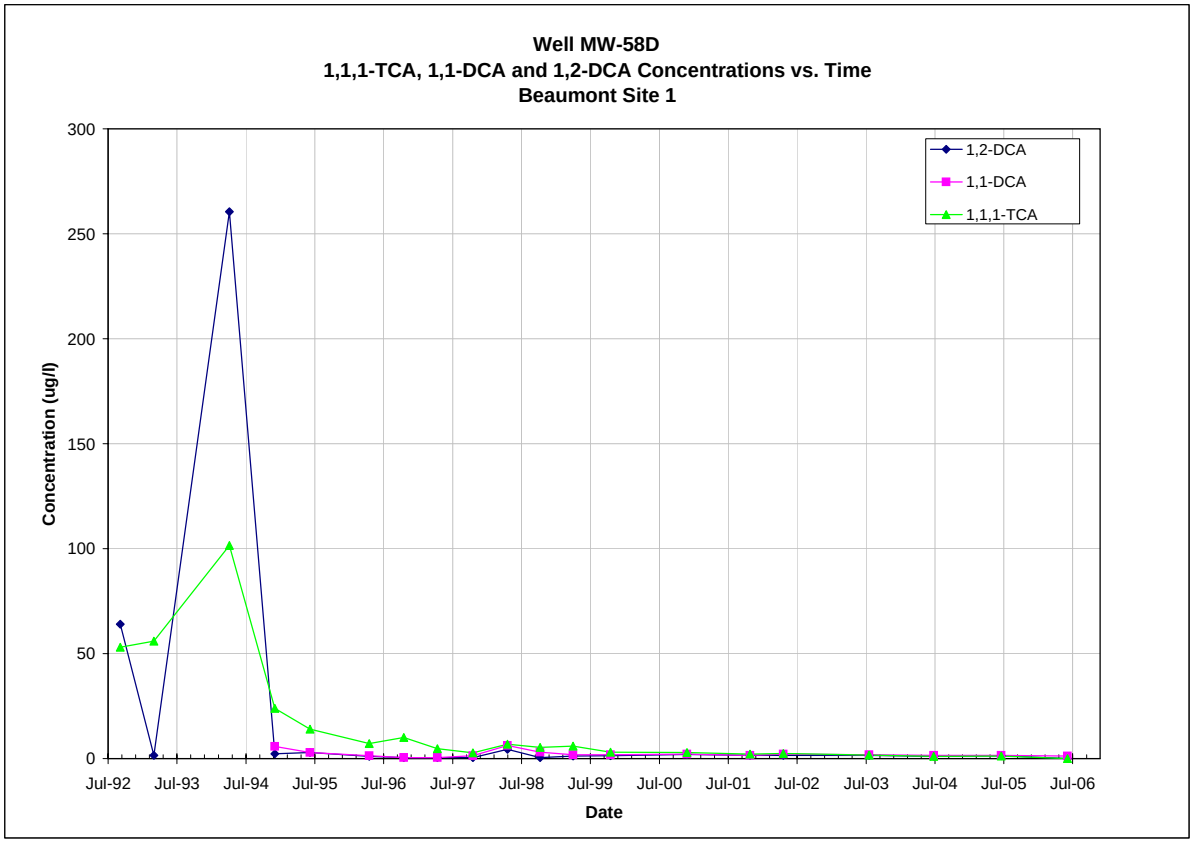

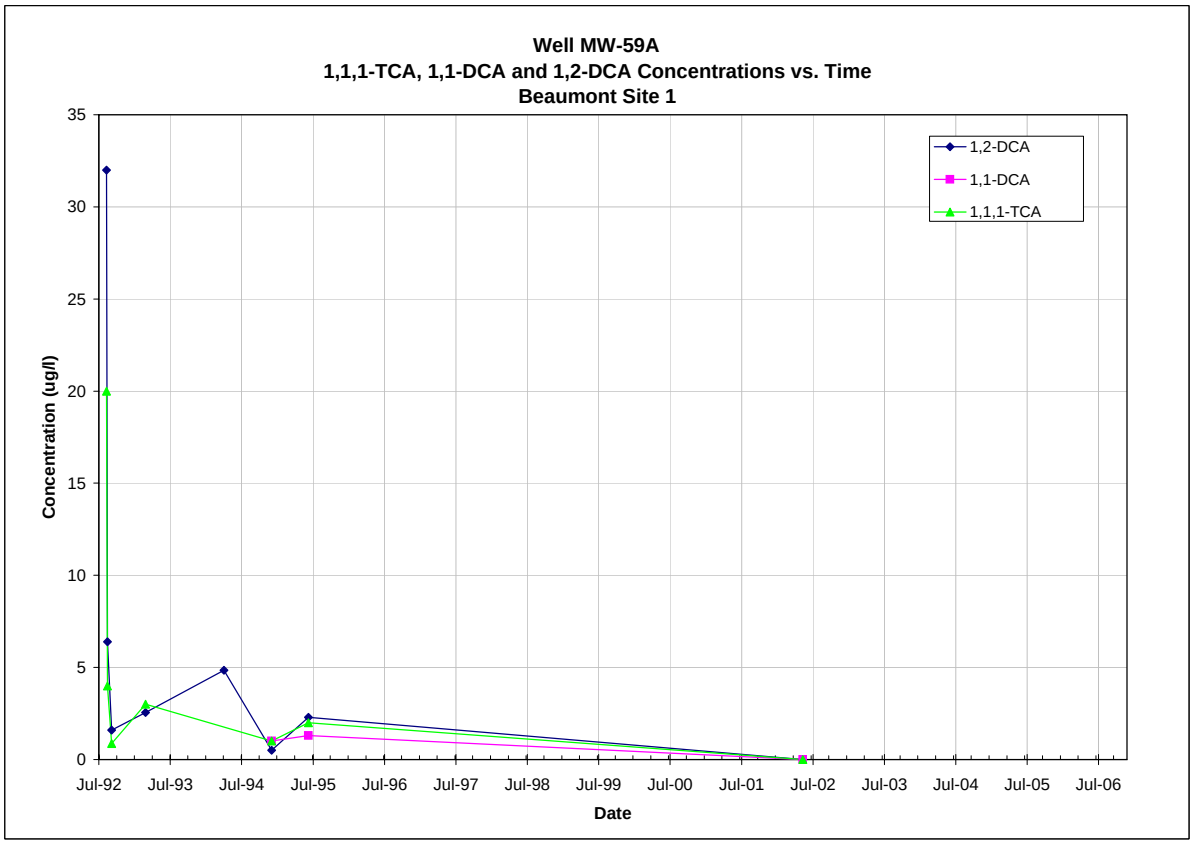

Note: All non-detections are set to zero for graphing purposes.

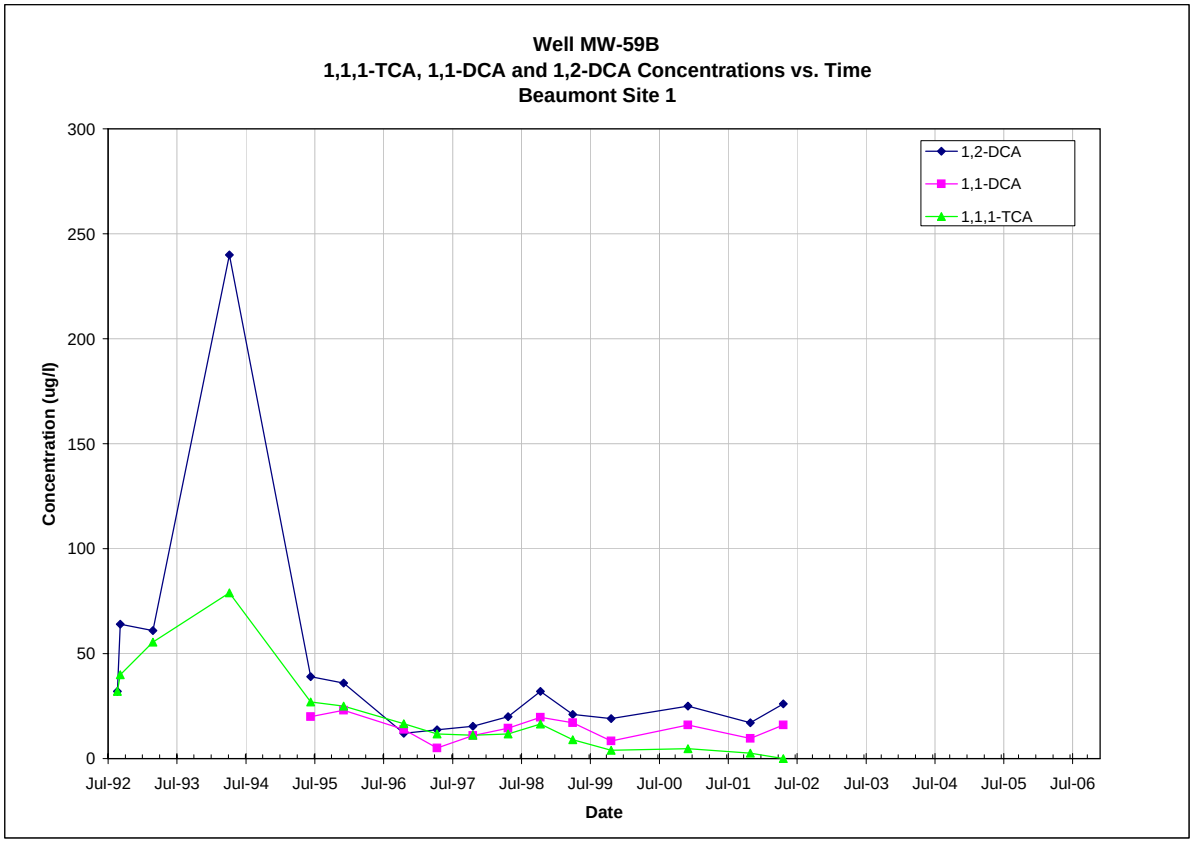

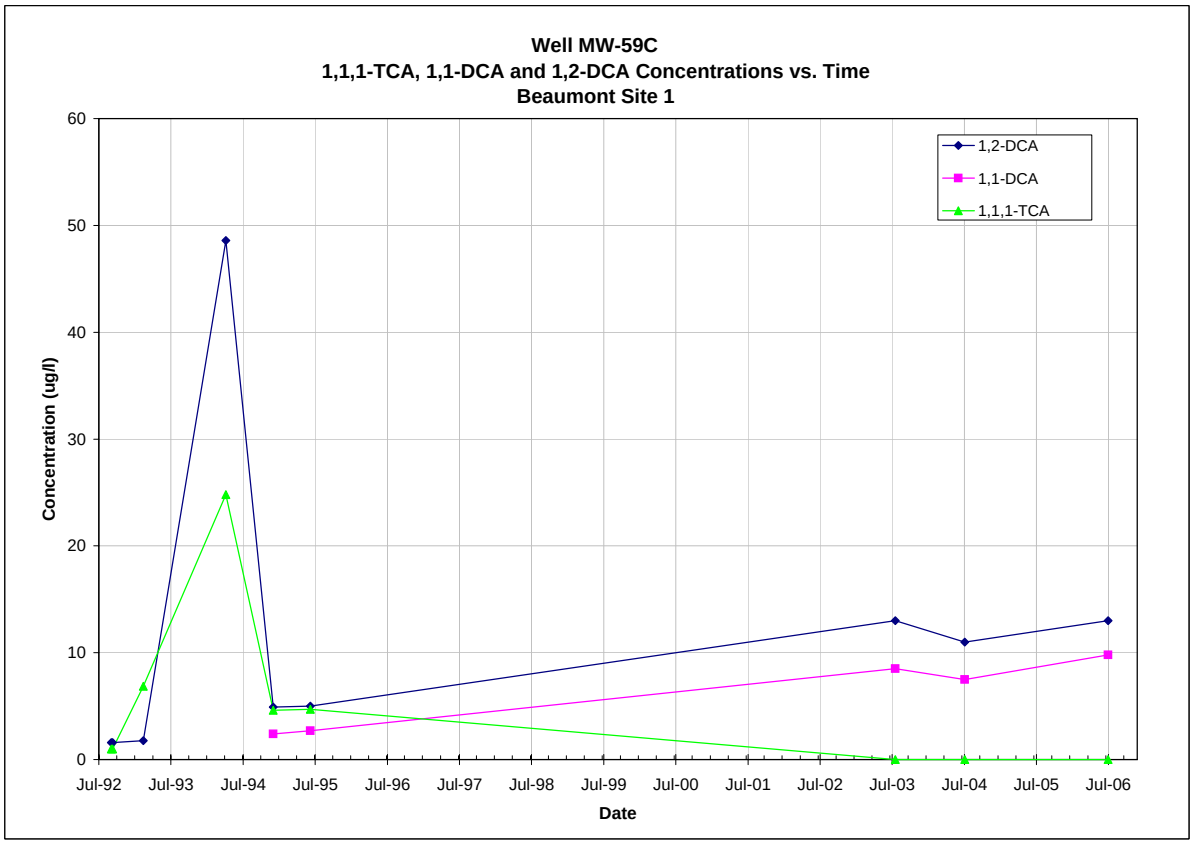

Note: All non-detections are set to zero for graphing purposes.

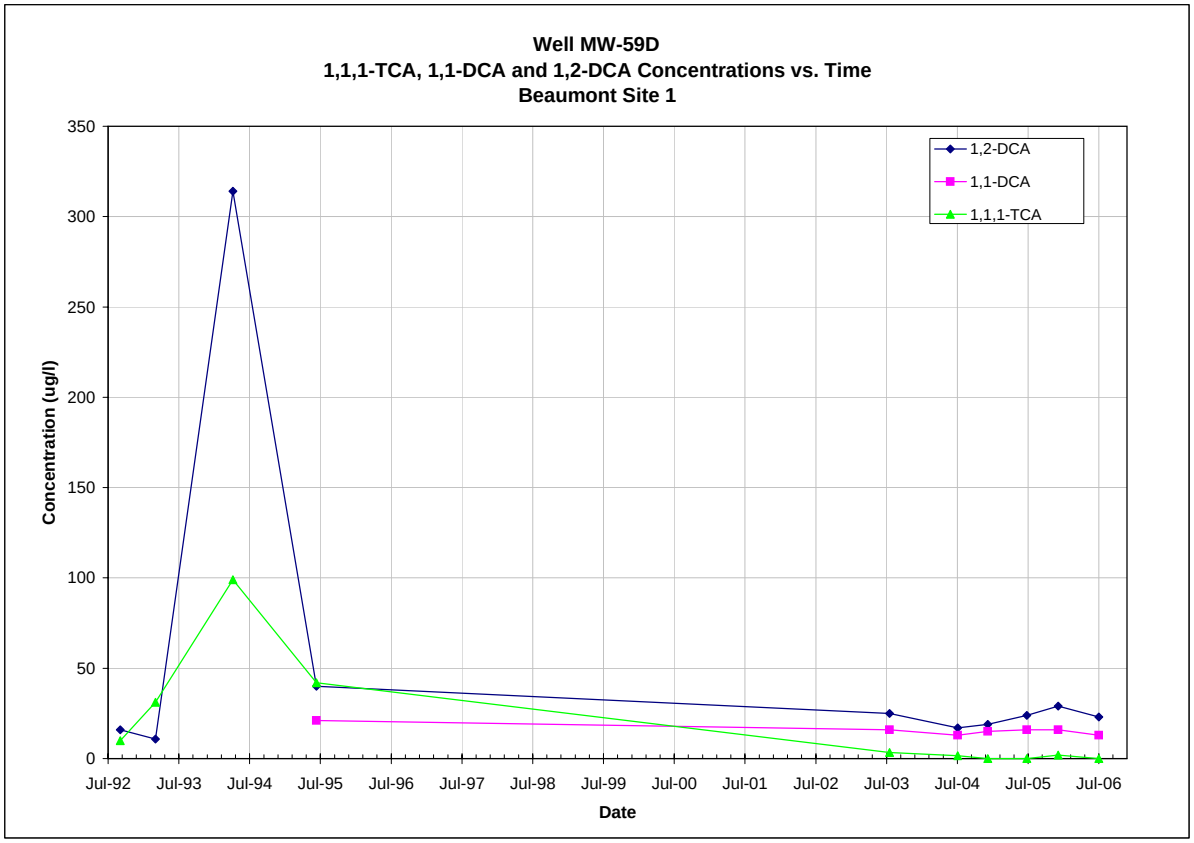

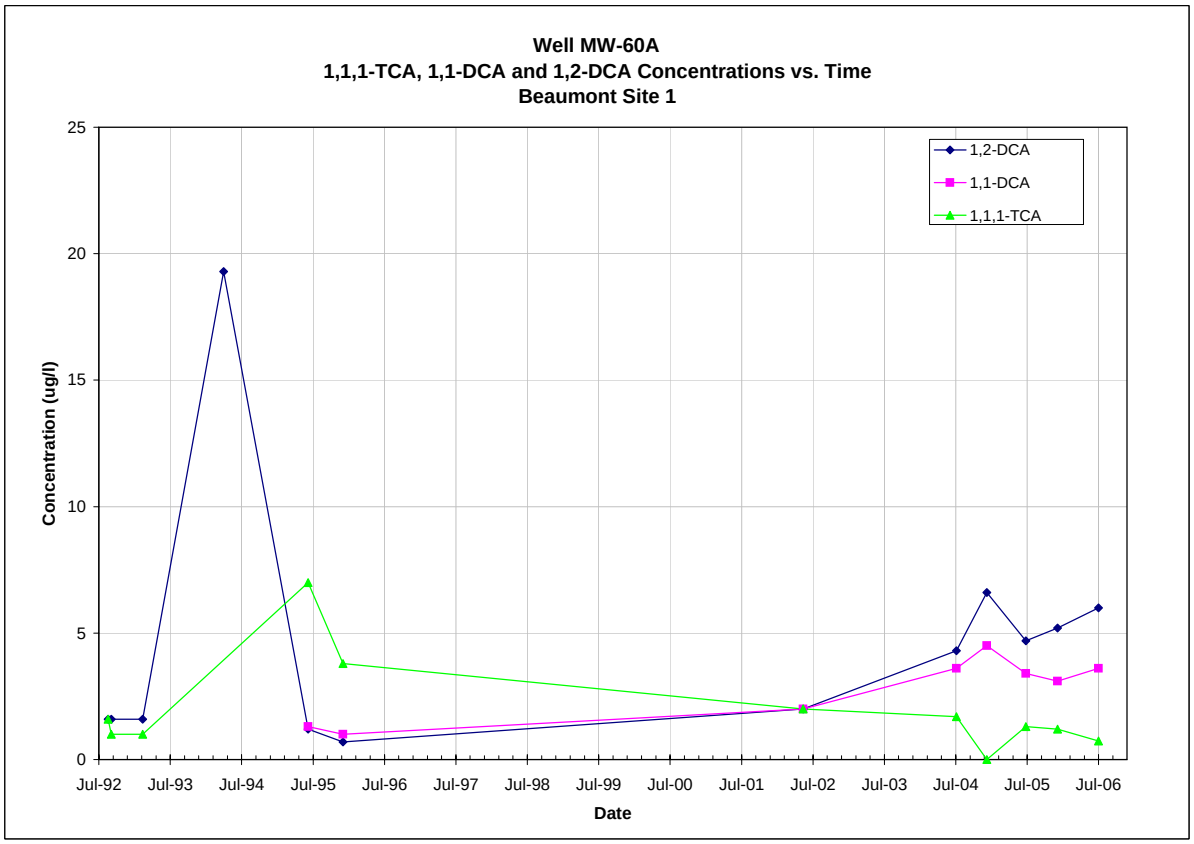

Note: All non-detections are set to zero for graphing purposes.

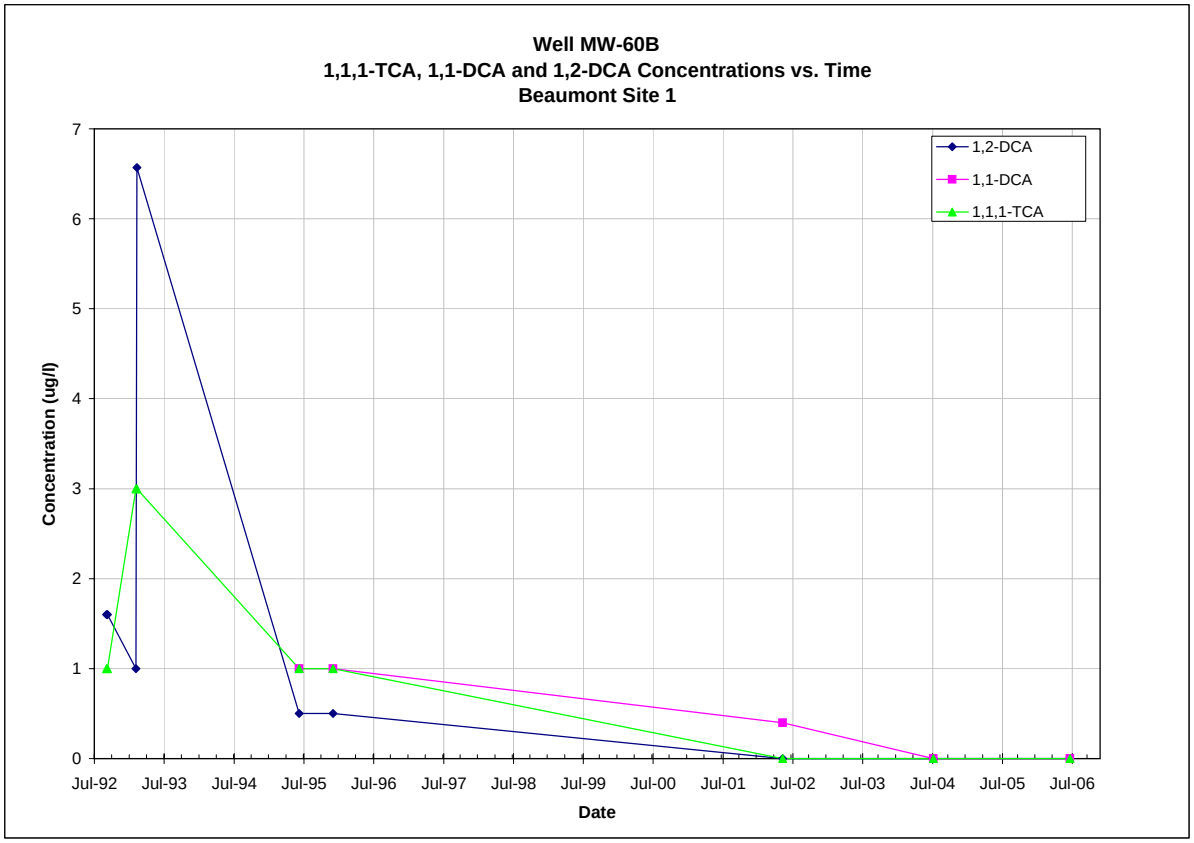

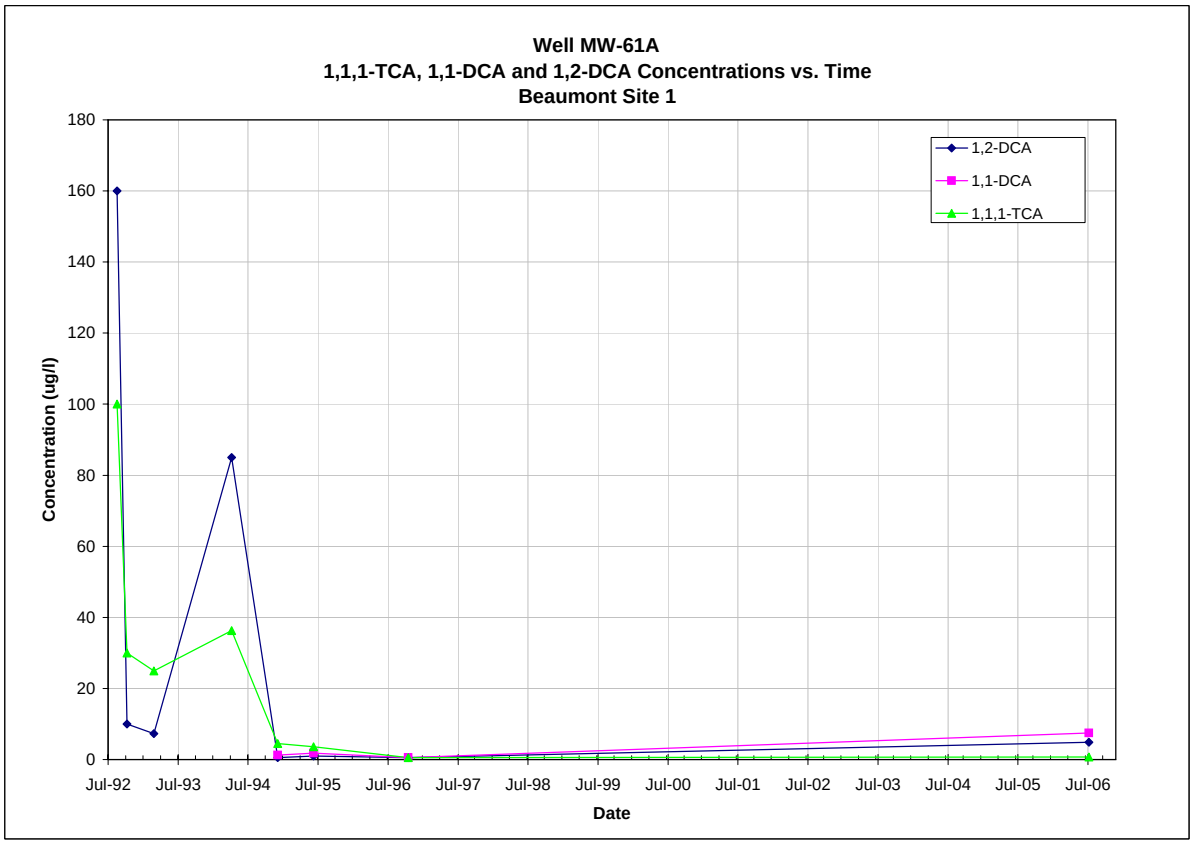

Note: All non-detections are set to zero for graphing purposes.

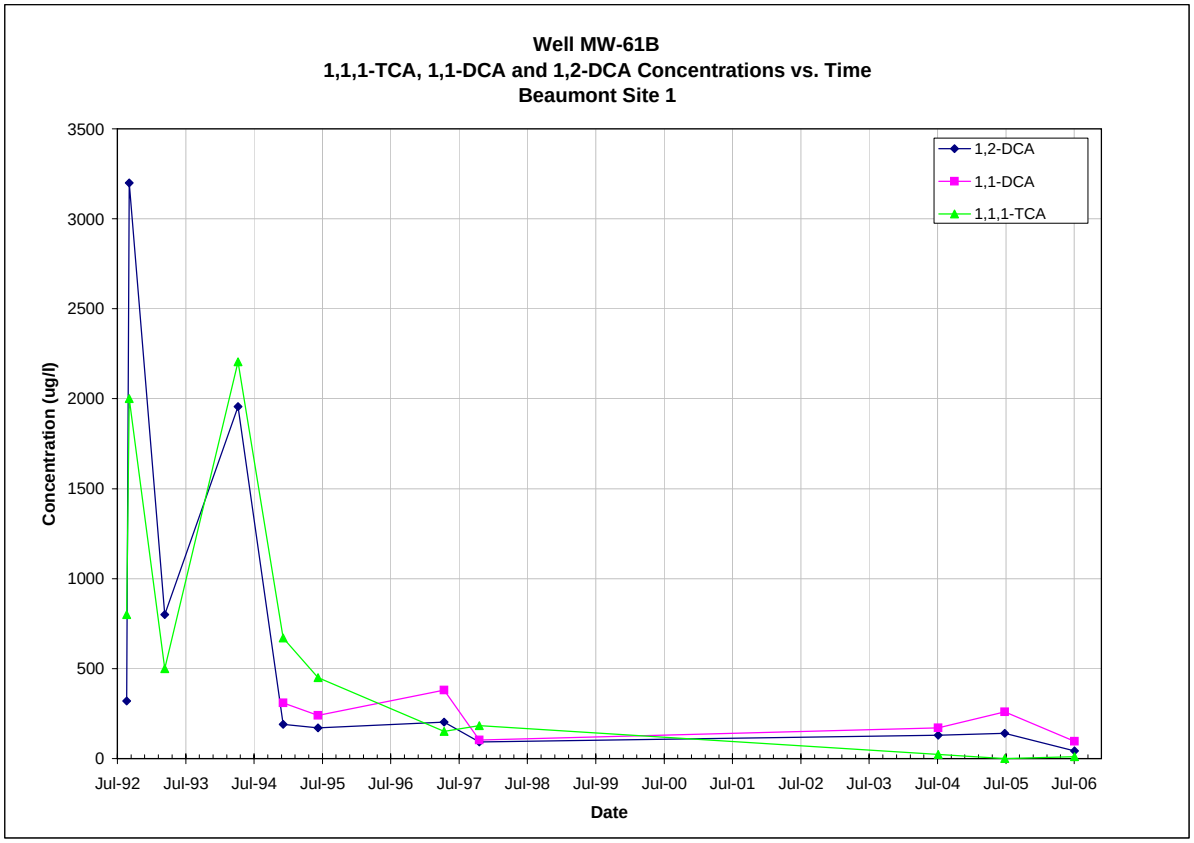

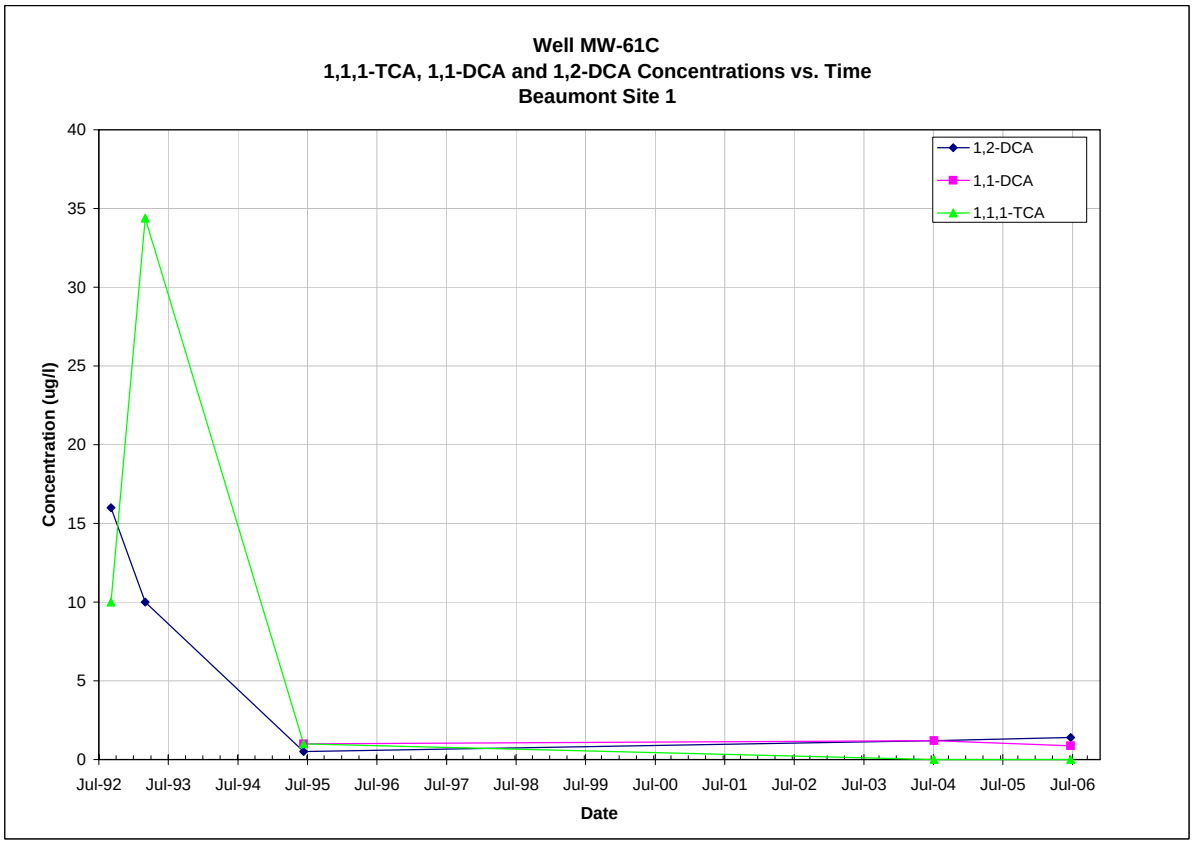

Note: All non-detections are set to zero for graphing purposes.

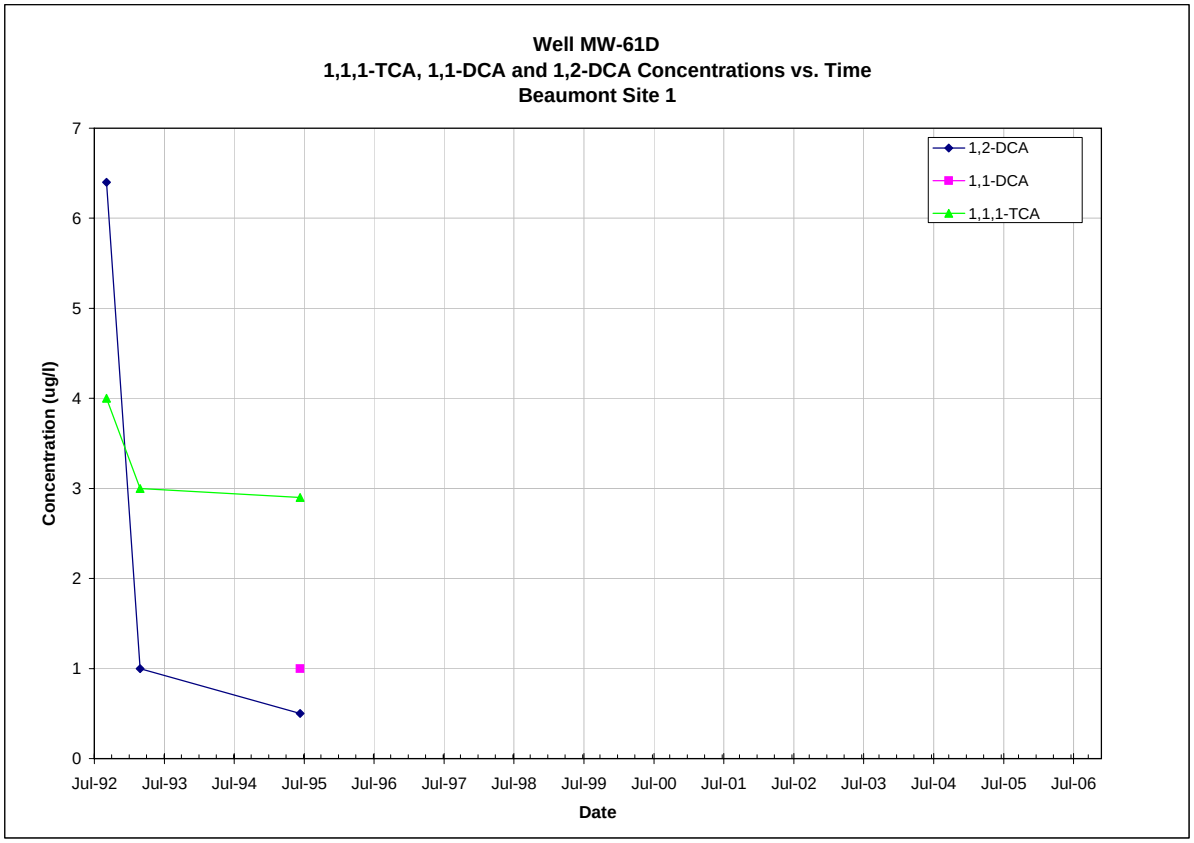

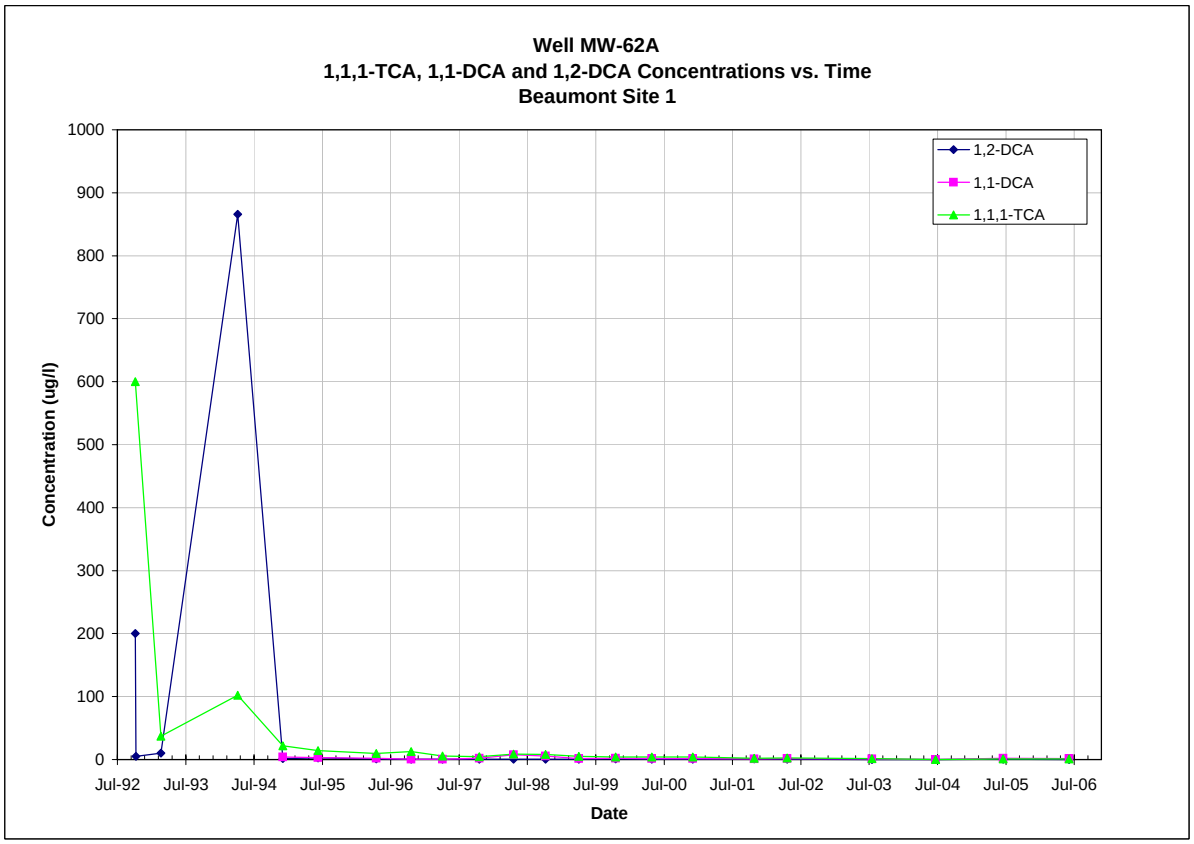

Note: All non-detections are set to zero for graphing purposes.

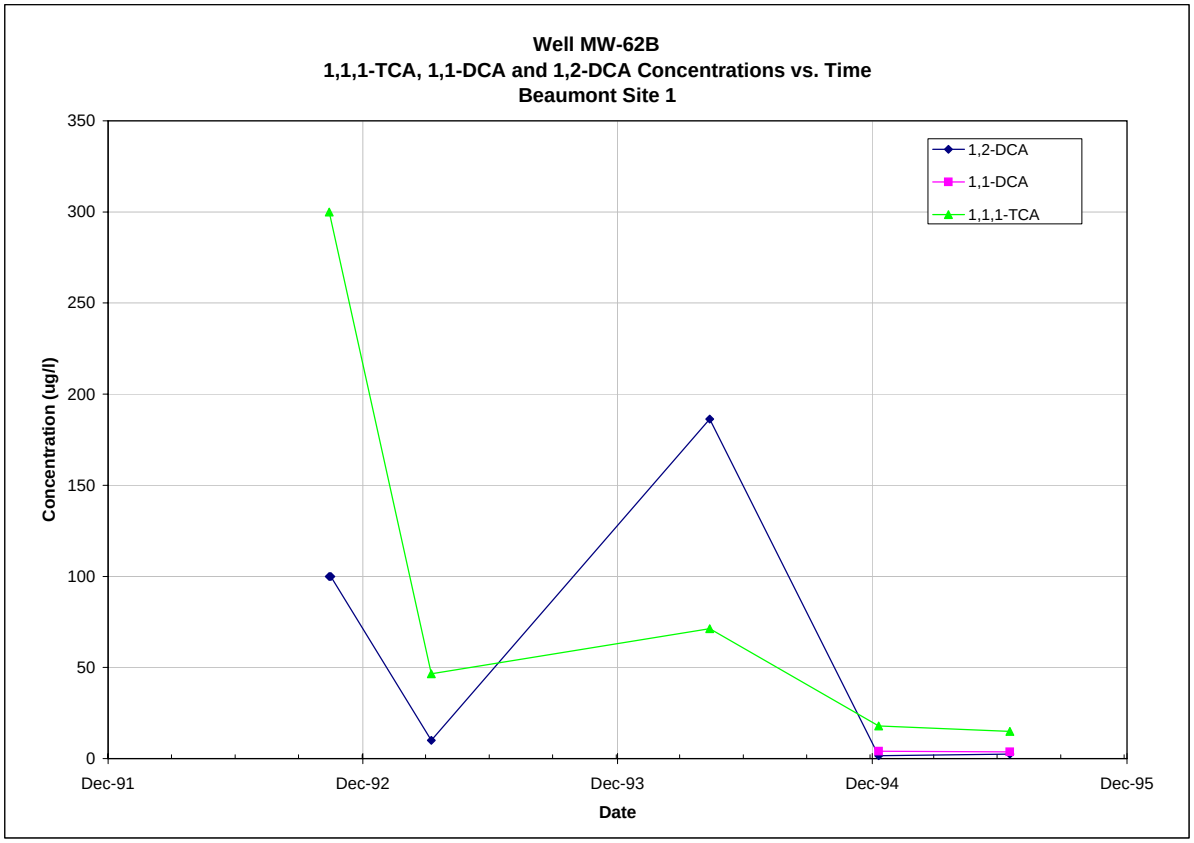

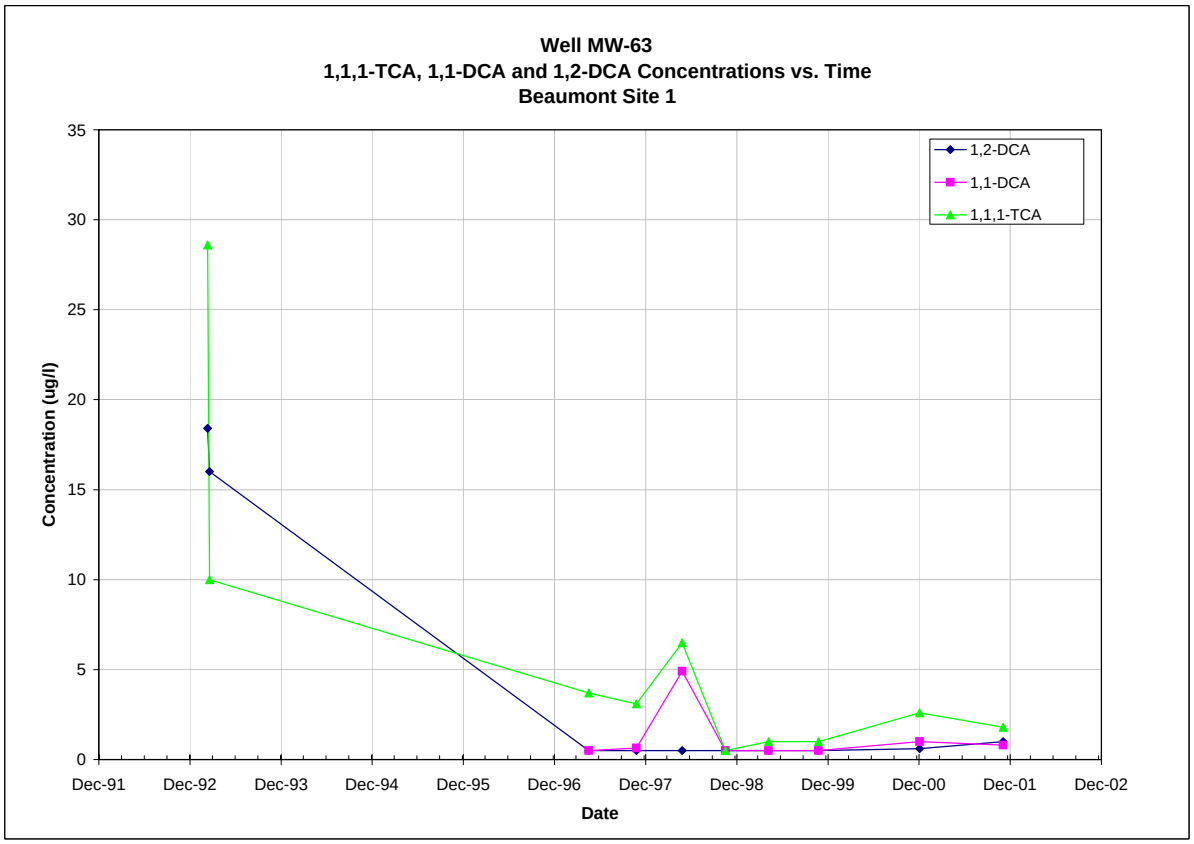

Note: All non-detections are set to zero for graphing purposes.

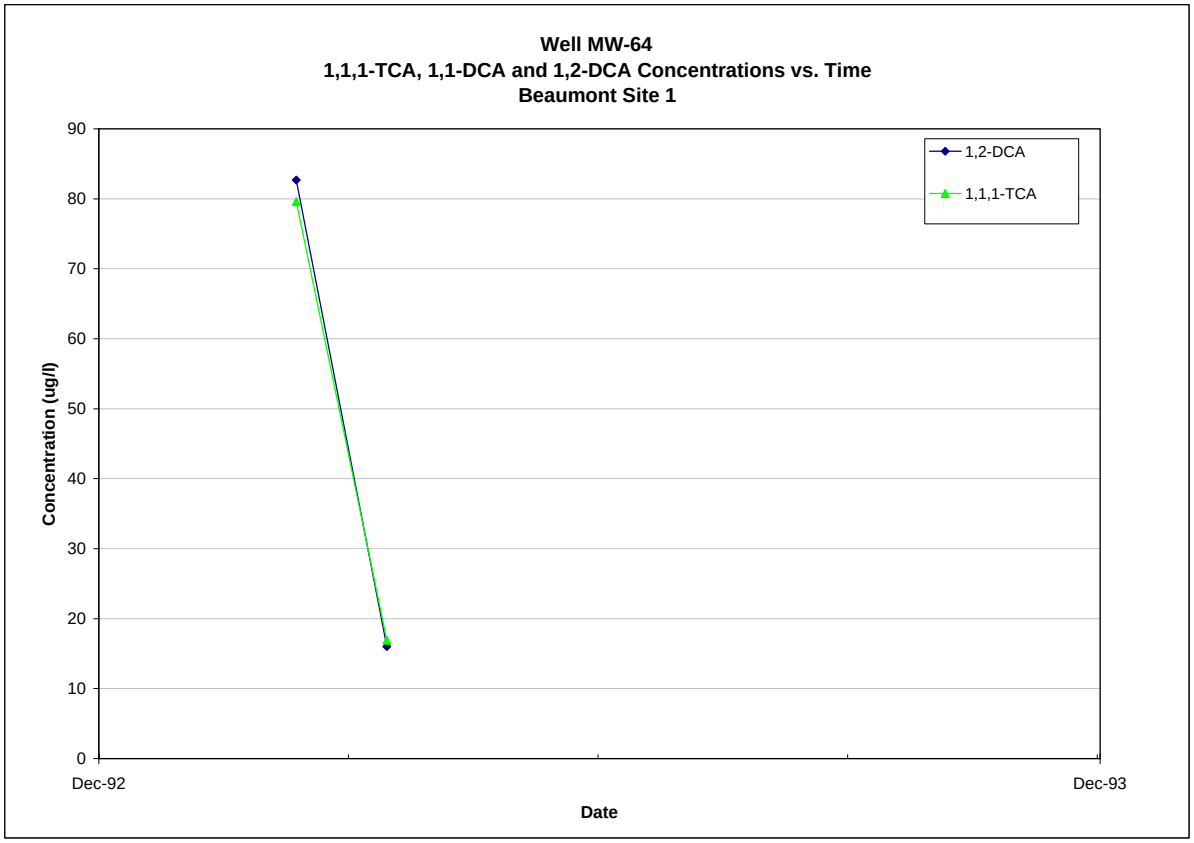

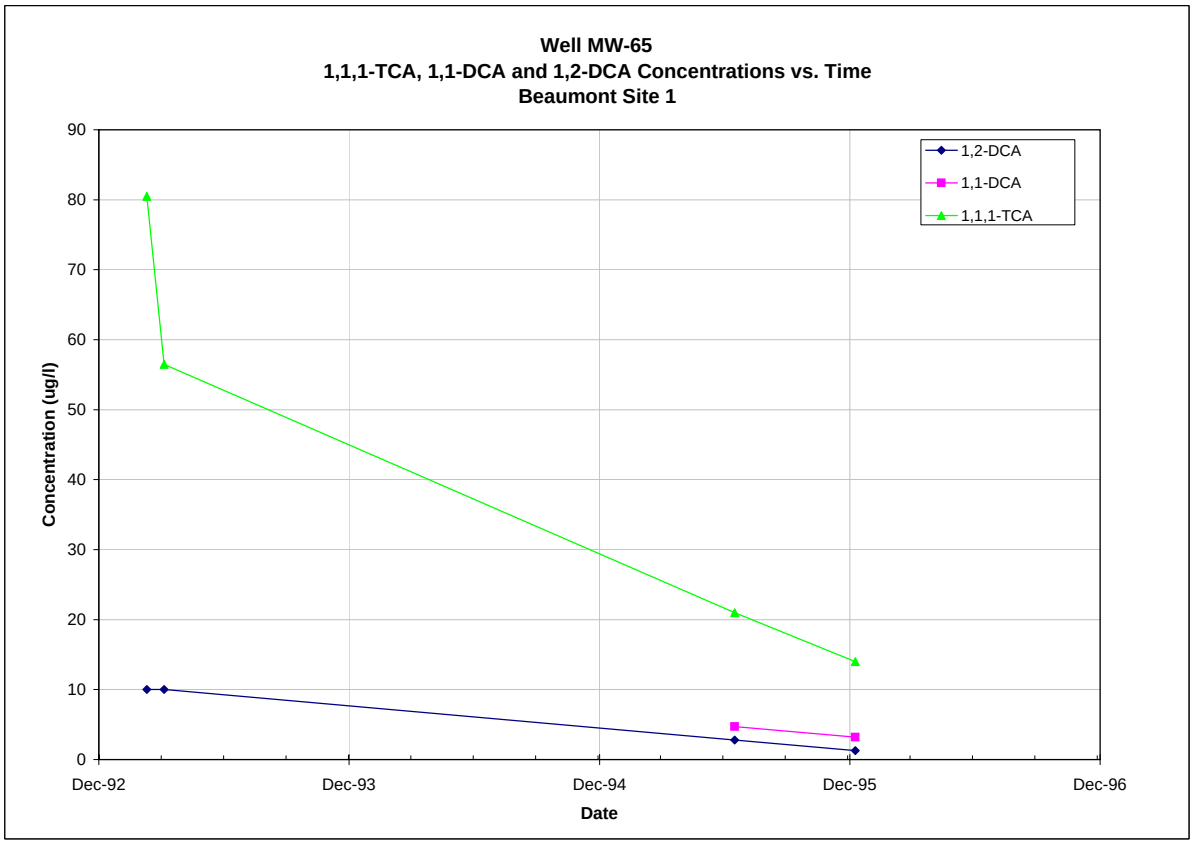

Note: All non-detections are set to zero for graphing purposes.

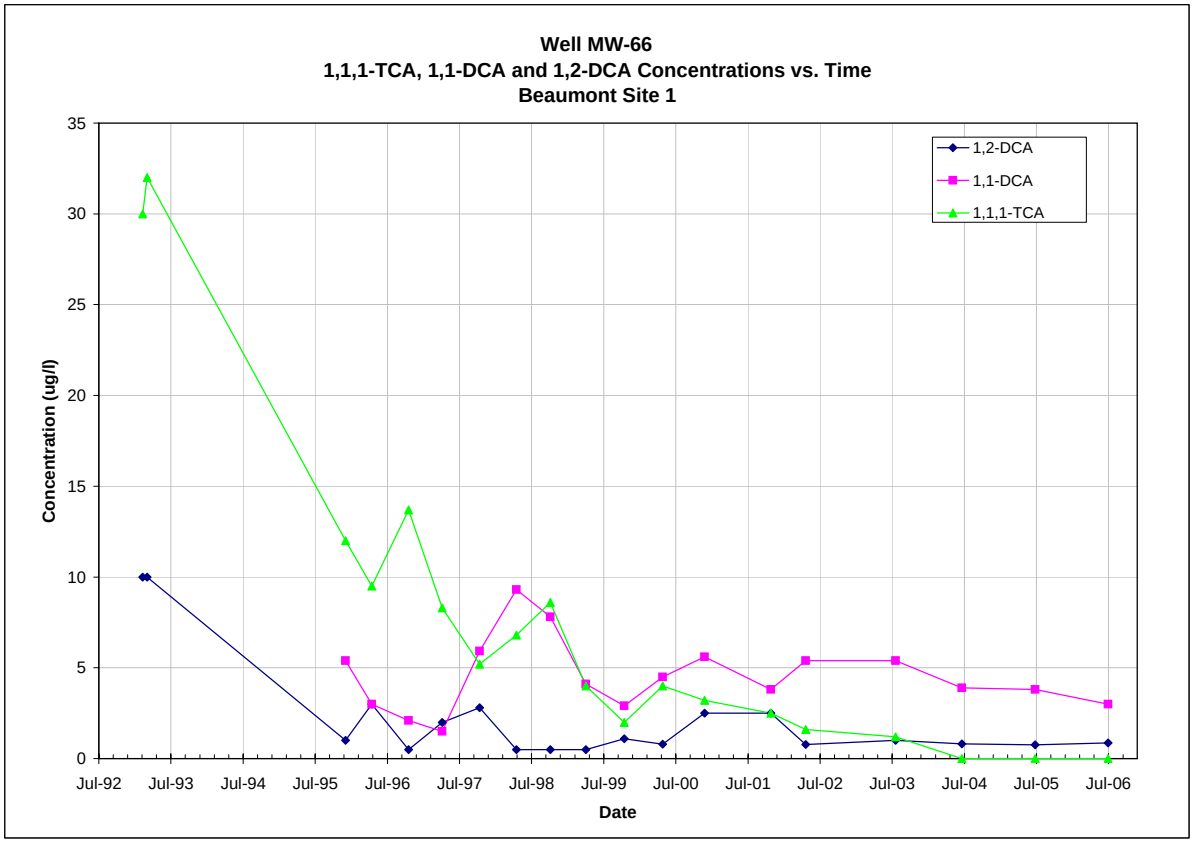

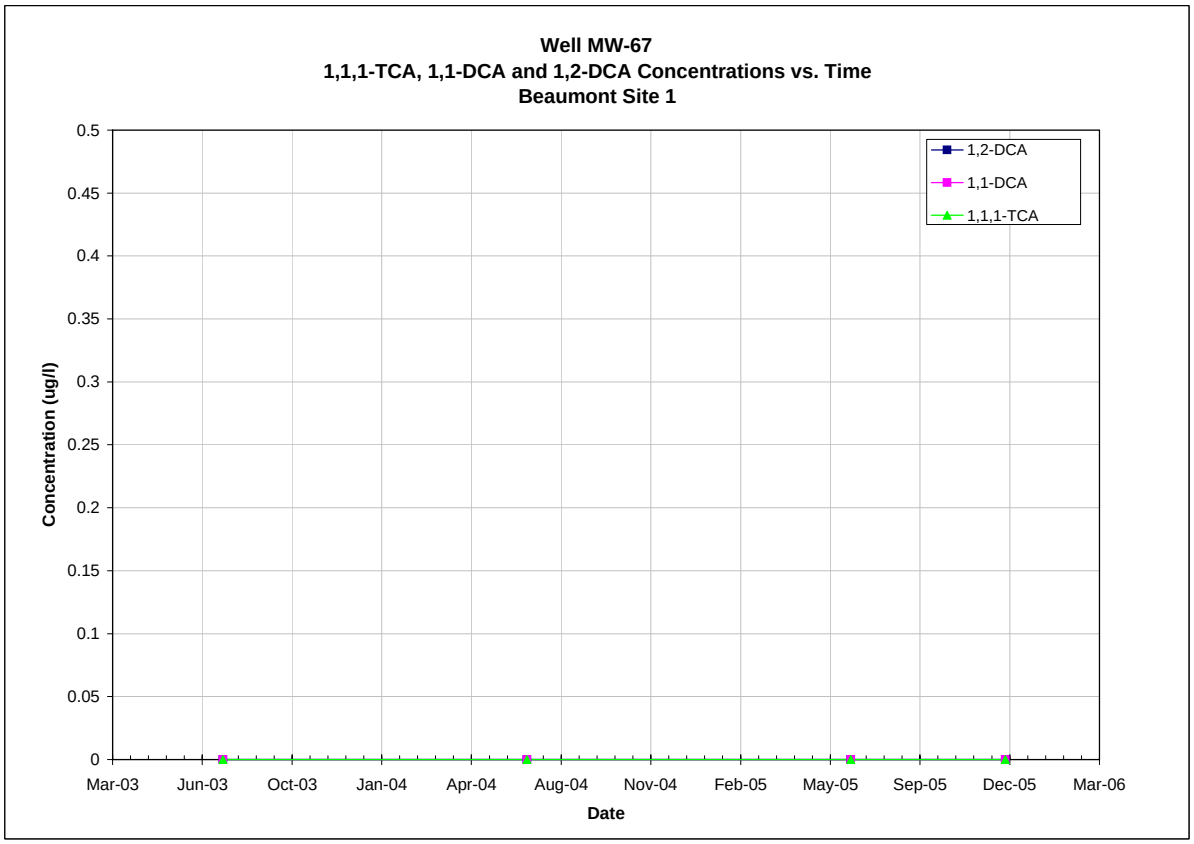

Note: All non-detections are set to zero for graphing purposes.

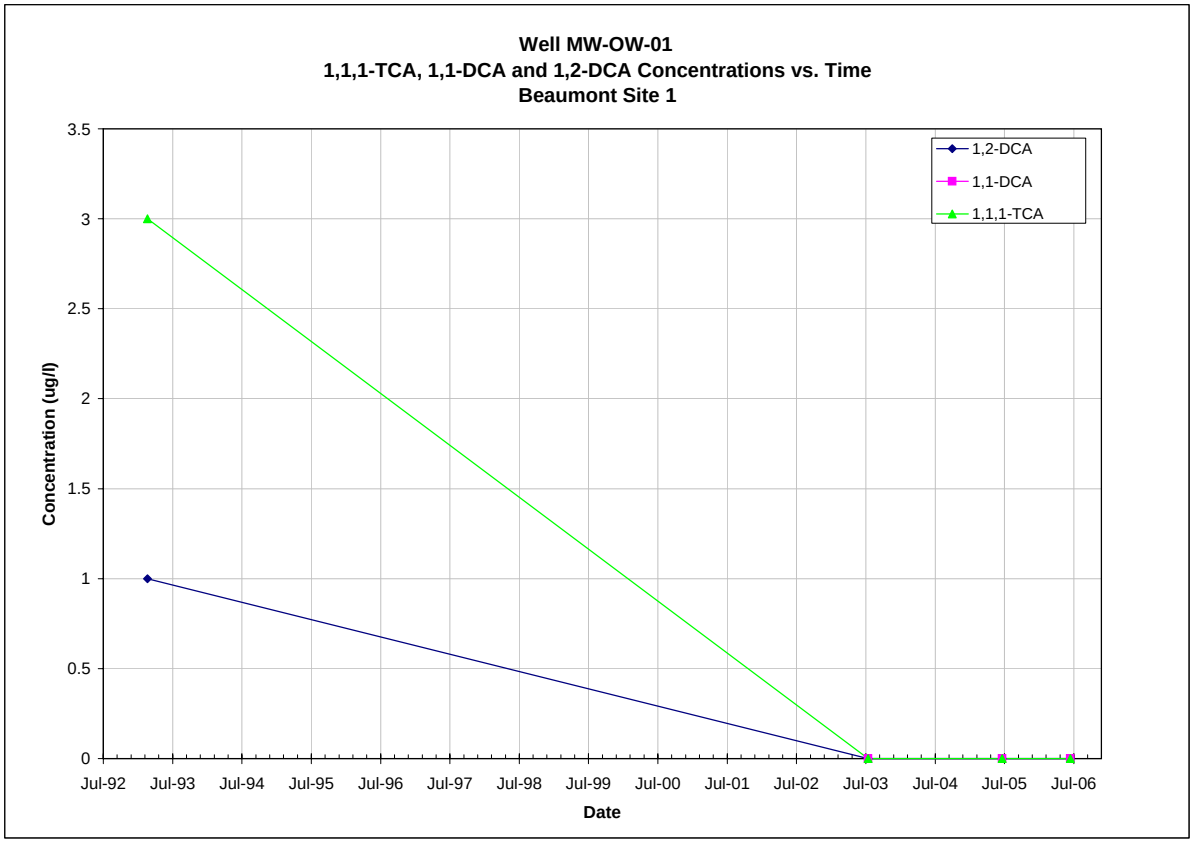

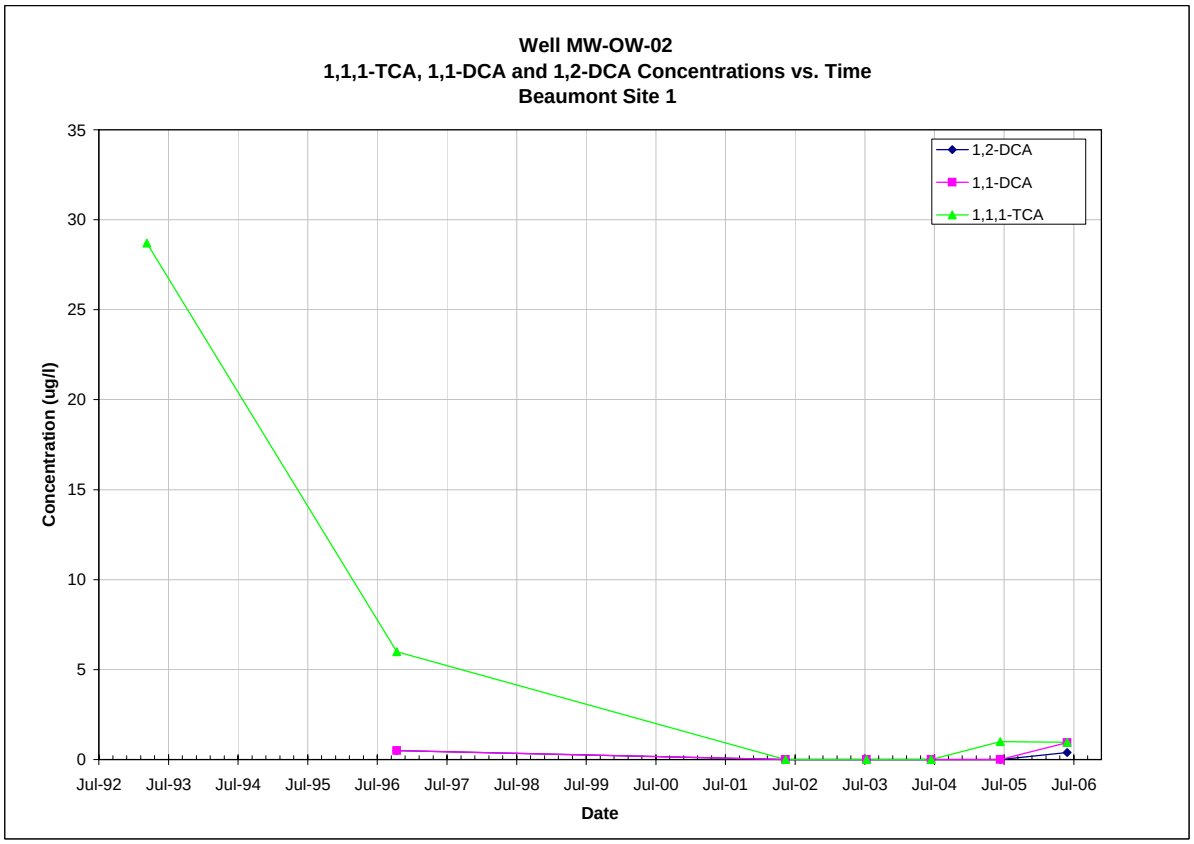

Note: All non-detections are set to zero for graphing purposes.

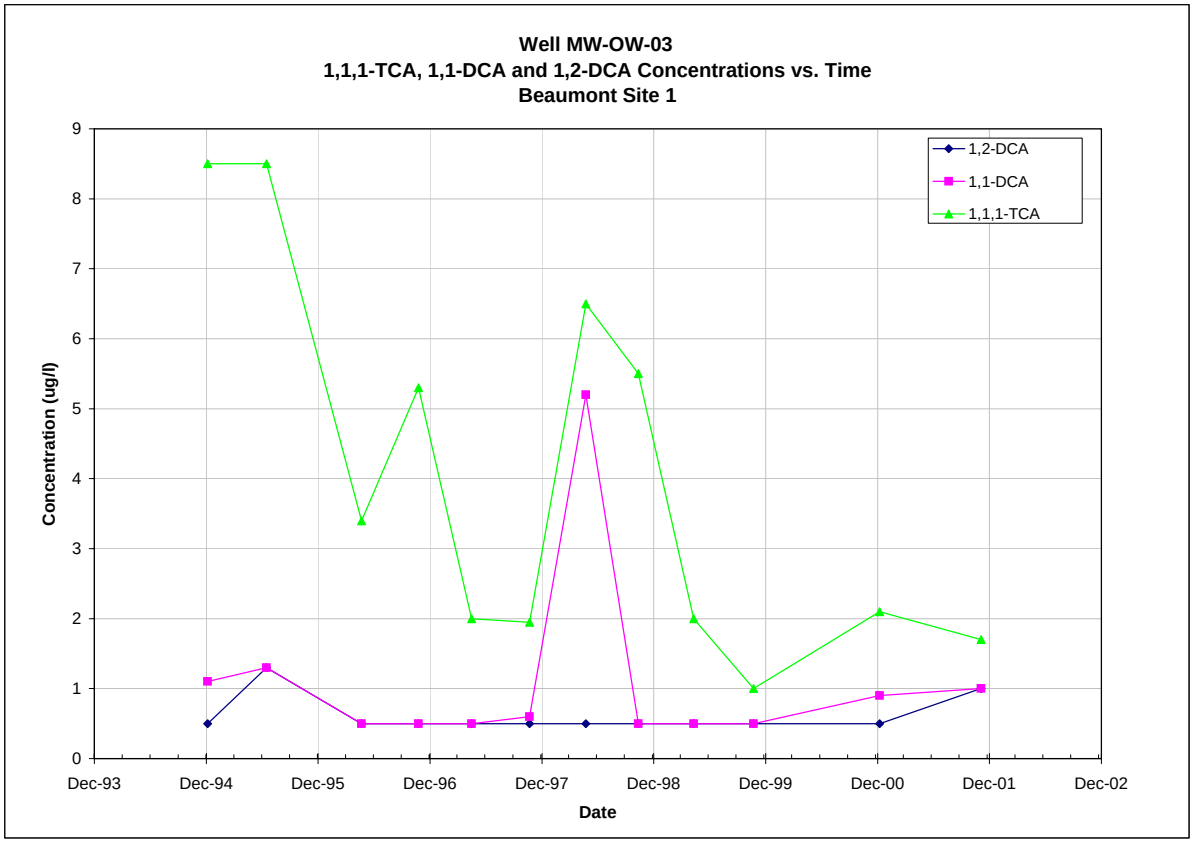

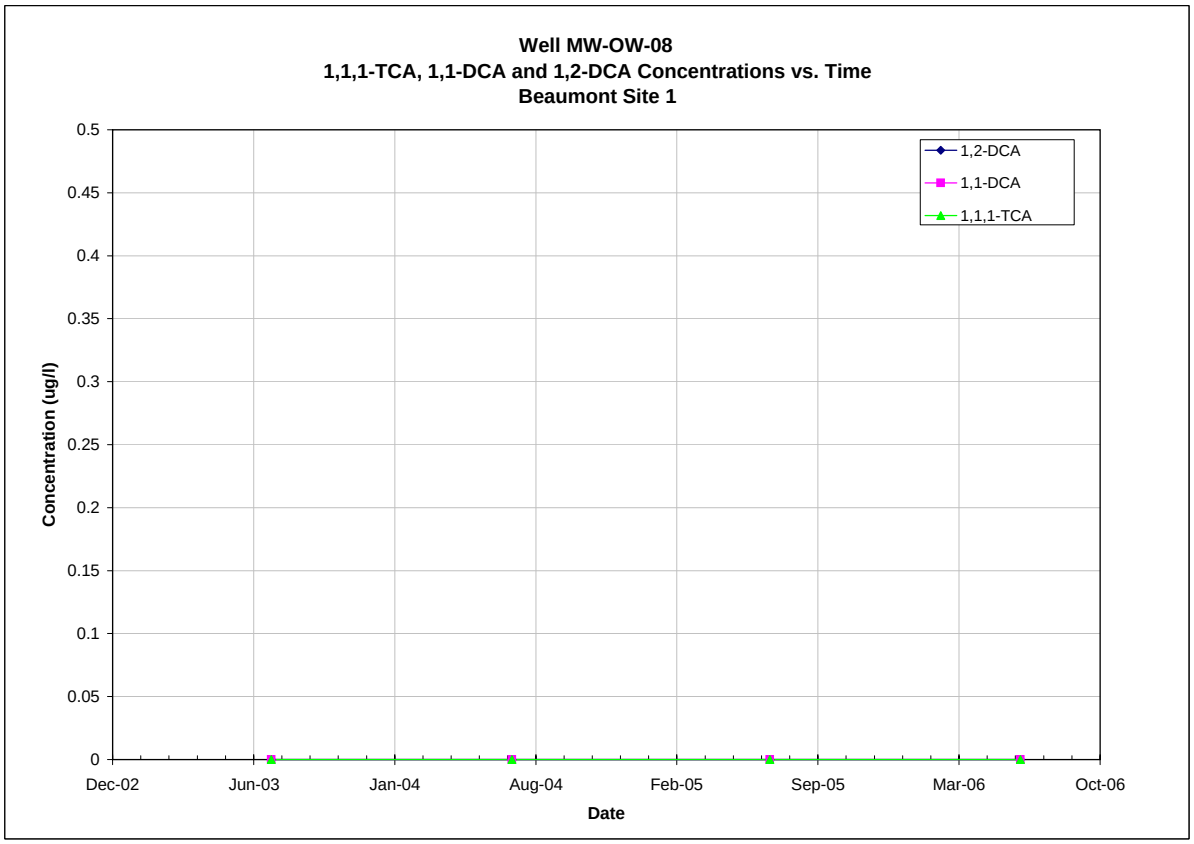

Note: All non-detections are set to zero for graphing purposes.

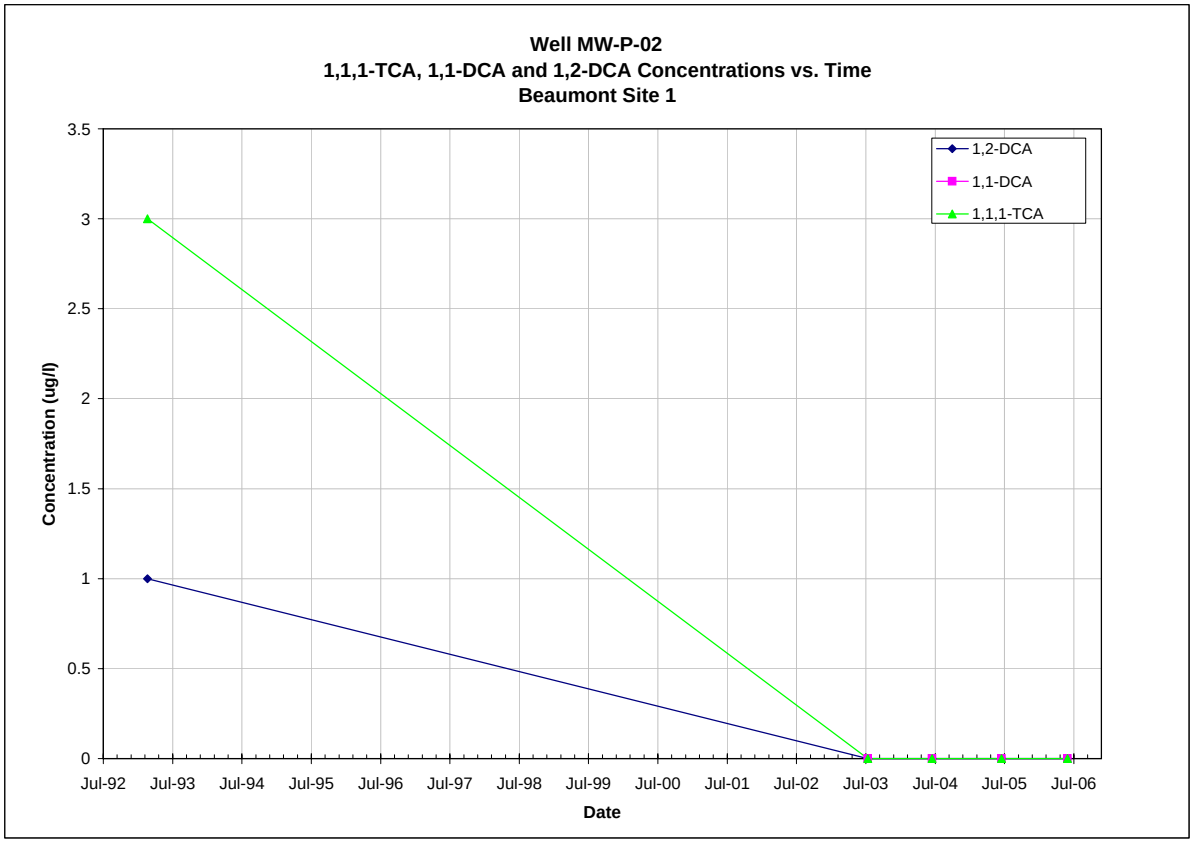

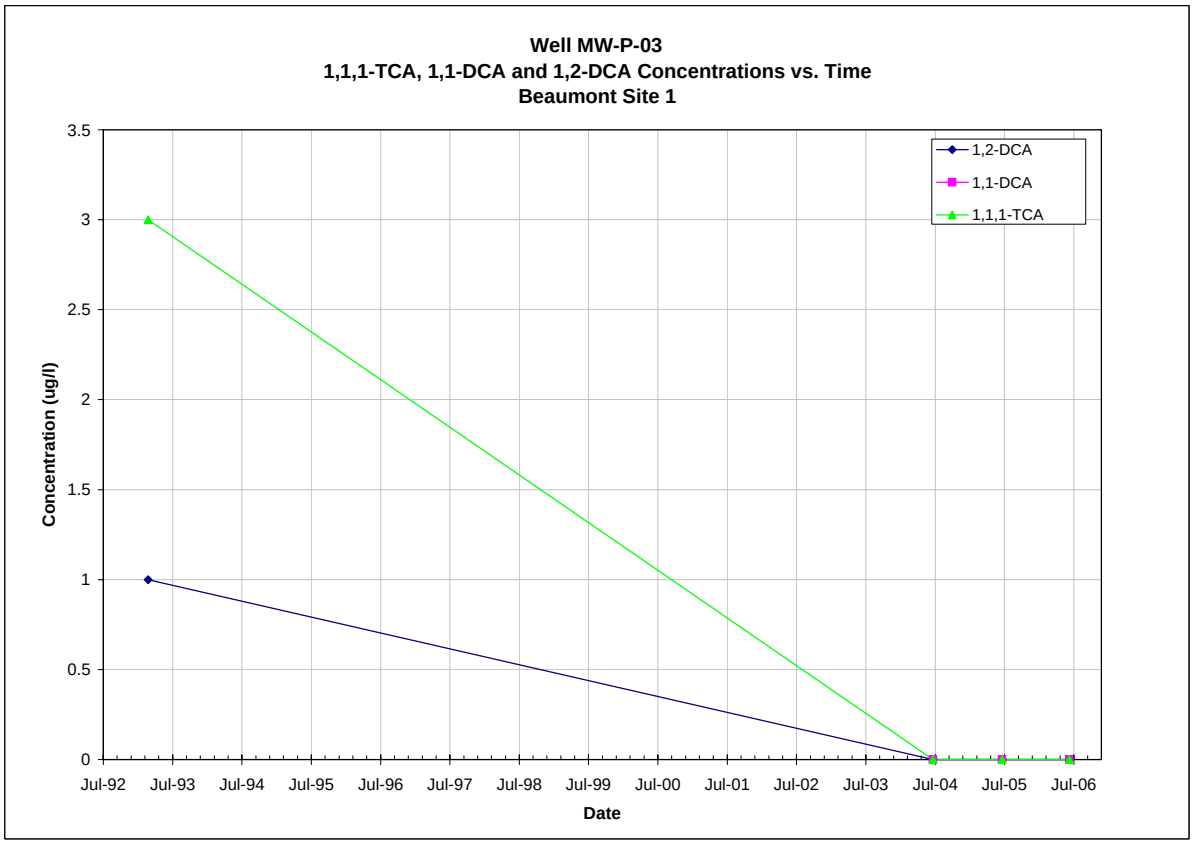

Note: All non-detections are set to zero for graphing purposes.

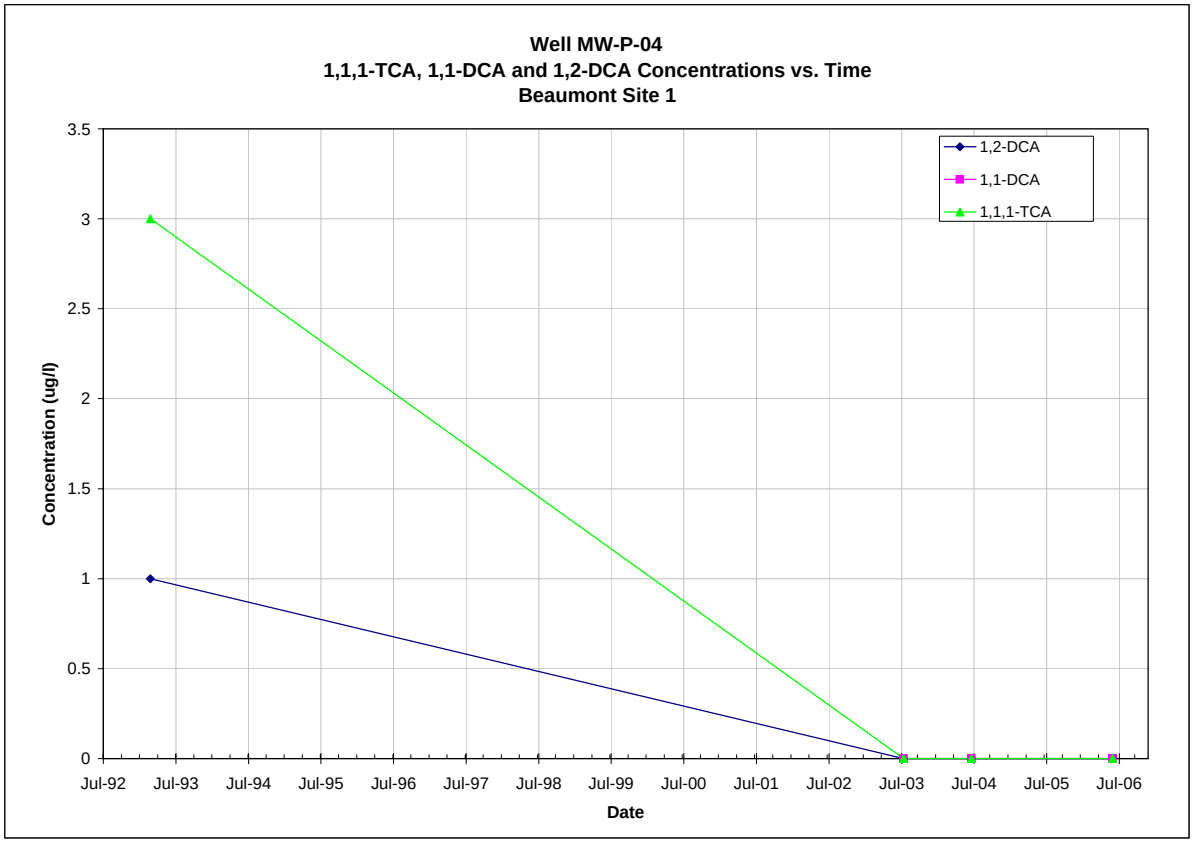

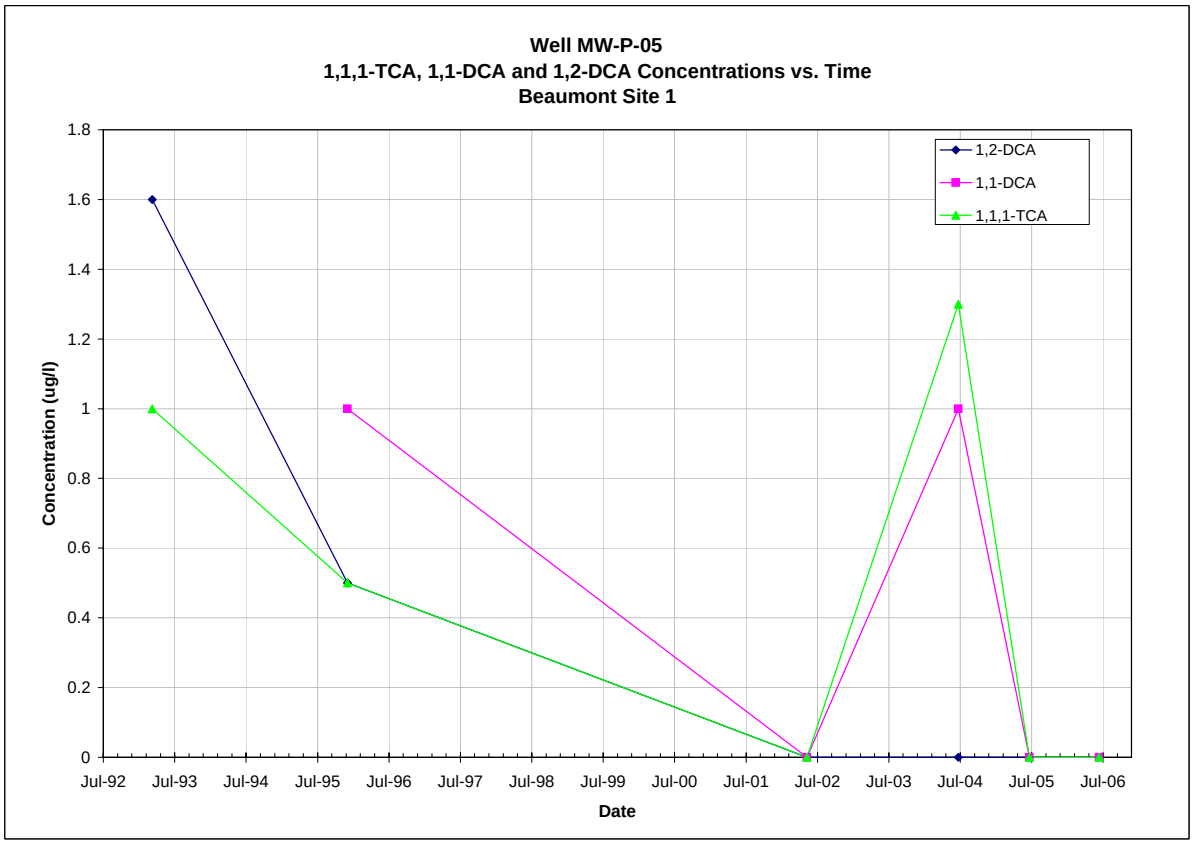

Note: All non-detections are set to zero for graphing purposes.

APPENDIX F – LABORATORY ANALYTICAL DATA PACKAGES

Calscience
Environmental
Laboratories, Inc.

June 20, 2006

Brenda Meyer
Tetra Tech, Inc.
348 West Hospitality Lane, Ste 100
San Bernardino, CA 92408-3216

Subject: **Calscience Work Order No.: 06-06-0336**
Client Reference: Beaumont Site 1 / 18086-02

Dear Client:

Enclosed is an analytical report for the above-referenced project. The samples included in this report were received 6/6/2006 and analyzed in accordance with the attached chain-of-custody.

Unless otherwise noted, all analytical testing was accomplished in accordance with the guidelines established in our Quality Systems Manual, applicable standard operating procedures, and other related documentation. The original report of any subcontracted analysis is provided herein, and follows the standard Calscience data package. The results in this analytical report are limited to the samples tested and any reproduction thereof must be made in its entirety.

If you have any questions regarding this report, please do not hesitate to contact the undersigned.

Sincerely,

Calscience Environmental
Laboratories, Inc.
Jason Torres
Project Manager

Case Narrative for 06-06-0336

Notes

Due to a laboratory processing error, all samples were extracted outside of the recommended holding time for 1,4-Dioxane analysis.

7440 Lincoln Way, Garden Grove, CA 92841-1427 • TEL:(714) 895-5494 • FAX:(714) 894-7501

Calscience Environmental Laboratories, Inc.

Analytical Report

Tetra Tech, Inc.		Date Received:	06/06/06
348 West Hospitality Lane, Ste 100		Work Order No:	06-06-0336
San Bernardino, CA 92408-3216		Preparation:	EPA 3520B
		Method:	EPA 8270C(M) Isotope Dilution

Project: Beaumont Site 1 / 18086-02

Client Sample Number	Lab Sample Number	Date Collected	Matrix	Date Prepared	Date Analyzed	QC Batch ID
LSW-June 06	**06-06-0336-2**	**06/05/06**	**Aqueous**	**06/13/06**	**06/16/06**	**060613L06D**

Comment(s): -Results were evaluated to the MDL, concentrations >= to the MDL but < RL, if found, are qualified with a "J" flag.
-Sample extracted outside recommended holding time.

Parameter	Result	RL	MDL	DF	Qual	Units
1,4-Dioxane	1.0	2.0	0.40	1	J	ug/L

Surrogates:	REC (%)	Control Limits	Qual
Nitrobenzene-d5	94	56-123	

SW-07	**06-06-0336-3**	**06/05/06**	**Aqueous**	**06/13/06**	**06/16/06**	**060613L06D**

Comment(s): -Results were evaluated to the MDL, concentrations >= to the MDL but < RL, if found, are qualified with a "J" flag.
-Sample extracted outside recommended holding time.

Parameter	Result	RL	MDL	DF	Qual	Units
1,4-Dioxane	1.9	2.0	0.40	1	J	ug/L

Surrogates:	REC (%)	Control Limits	Qual
Nitrobenzene-d5	95	56-123	

SW-06	**06-06-0336-4**	**06/05/06**	**Aqueous**	**06/13/06**	**06/16/06**	**060613L06D**

Comment(s): -Sample extracted outside recommended holding time.

Parameter	Result	RL	MDL	DF	Qual	Units
1,4-Dioxane	2.8	2.0	0.40	1		ug/L

Surrogates:	REC (%)	Control Limits	Qual
Nitrobenzene-d5	96	56-123	

FSW-June 06	**06-06-0336-5**	**06/05/06**	**Aqueous**	**06/13/06**	**06/16/06**	**060613L06D**

Comment(s): -Sample extracted outside recommended holding time.

Parameter	Result	RL	MDL	DF	Qual	Units
1,4-Dioxane	2.4	2.0	0.40	1		ug/L

Surrogates:	REC (%)	Control Limits	Qual
Nitrobenzene-d5	89	56-123	

RL - Reporting Limit , DF - Dilution Factor , Qual - Qualifiers

Calscience Environmental Laboratories, Inc.

Analytical Report

Tetra Tech, Inc.		Date Received:	06/06/06
348 West Hospitality Lane, Ste 100		Work Order No:	06-06-0336
San Bernardino, CA 92408-3216		Preparation:	EPA 3520B
		Method:	EPA 8270C(M) Isotope Dilution

Project: Beaumont Site 1 / 18086-02

Client Sample Number	Lab Sample Number	Date Collected	Matrix	Date Prepared	Date Analyzed	QC Batch ID
SW-02	**06-06-0336-6**	**06/05/06**	**Aqueous**	**06/13/06**	**06/16/06**	**060613L06D**

Comment(s): -Sample extracted outside recommended holding time.

Parameter	Result	RL	MDL	DF	Qual	Units
1,4-Dioxane	17	2	0.40	1		ug/L
Surrogates:	REC (%)	Control Limits			Qual	
Nitrobenzene-d5	91	56-123				

Client Sample Number	Lab Sample Number	Date Collected	Matrix	Date Prepared	Date Analyzed	QC Batch ID
SW-04	**06-06-0336-7**	**06/05/06**	**Aqueous**	**06/13/06**	**06/16/06**	**060613L06D**

Comment(s): -Sample extracted outside recommended holding time.

Parameter	Result	RL	MDL	DF	Qual	Units
1,4-Dioxane	5.0	2.0	0.40	1		ug/L
Surrogates:	REC (%)	Control Limits			Qual	
Nitrobenzene-d5	64	56-123				

Client Sample Number	Lab Sample Number	Date Collected	Matrix	Date Prepared	Date Analyzed	QC Batch ID
SW-03	**06-06-0336-8**	**06/05/06**	**Aqueous**	**06/13/06**	**06/16/06**	**060613L06D**

Comment(s): -Sample extracted outside recommended holding time.

Parameter	Result	RL	MDL	DF	Qual	Units
1,4-Dioxane	19	2	0.40	1		ug/L
Surrogates:	REC (%)	Control Limits			Qual	
Nitrobenzene-d5	93	56-123				

Client Sample Number	Lab Sample Number	Date Collected	Matrix	Date Prepared	Date Analyzed	QC Batch ID
SW-102	**06-06-0336-9**	**06/05/06**	**Aqueous**	**06/13/06**	**06/16/06**	**060613L06D**

Comment(s): -Sample extracted outside recommended holding time.

Parameter	Result	RL	MDL	DF	Qual	Units
1,4-Dioxane	15	2	0.40	1		ug/L
Surrogates:	REC (%)	Control Limits			Qual	
Nitrobenzene-d5	87	56-123				

Client Sample Number	Lab Sample Number	Date Collected	Matrix	Date Prepared	Date Analyzed	QC Batch ID
Method Blank	**099-09-004-588**	**N/A**	**Aqueous**	**06/13/06**	**06/16/06**	**060613L06D**

Comment(s): -Results were evaluated to the MDL, concentrations >= to the MDL but < RL, if found, are qualified with a "J" flag.

Parameter	Result	RL	MDL	DF	Qual	Units
1,4-Dioxane	ND	2.0	0.40	1		ug/L
Surrogates:	REC (%)	Control Limits			Qual	
Nitrobenzene-d5	95	56-123				

RL - Reporting Limit , DF - Dilution Factor , Qual - Qualifiers

Calscience Environmental Laboratories, Inc.

Analytical Report

Tetra Tech, Inc.
348 West Hospitality Lane, Ste 100
San Bernardino, CA 92408-3216

Date Received: 06/06/06
Work Order No: 06-06-0336
Preparation: EPA 5030B
Method: EPA 8260B
Units: ug/L

Project: Beaumont Site 1 / 18086-02

Client Sample Number	Lab Sample Number	Date Collected	Matrix	Date Prepared	Date Analyzed	QC Batch ID
LTB-060606	**06-06-0336-1**	**06/05/06**	**Aqueous**	**06/08/06**	**06/08/06**	**060608L01**

Comment(s): -Results were evaluated to the MDL, concentrations >= to the MDL but < RL, if found, are qualified with a "J" flag.

Parameter	Result	RL	MDL	DF	Qual	Parameter	Result	RL	MDL	DF	Qual
Acetone	ND	10	6.1	1		1,3-Dichloropropane	ND	1.0	0.30	1	
Benzene	ND	0.50	0.26	1		2,2-Dichloropropane	ND	1.0	0.40	1	
Bromobenzene	ND	1.0	0.47	1		1,1-Dichloropropene	ND	1.0	0.21	1	
Bromochloromethane	ND	1.0	0.68	1		c-1,3-Dichloropropene	ND	0.50	0.45	1	
Bromodichloromethane	ND	1.0	0.27	1		t-1,3-Dichloropropene	ND	0.50	0.31	1	
Bromoform	ND	1.0	0.62	1		Ethylbenzene	ND	1.0	0.17	1	
Bromomethane	ND	10	2.9	1		2-Hexanone	ND	10	1.9	1	
2-Butanone	ND	10	4.2	1		Isopropylbenzene	ND	1.0	0.24	1	
n-Butylbenzene	ND	1.0	0.29	1		p-Isopropyltoluene	ND	1.0	0.21	1	
sec-Butylbenzene	ND	1.0	0.21	1		Methylene Chloride	28	10	2.6	1	B
tert-Butylbenzene	ND	1.0	0.17	1		4-Methyl-2-Pentanone	ND	10	2.4	1	
Carbon Disulfide	ND	10	1.0	1		Naphthalene	ND	10	0.95	1	
Carbon Tetrachloride	ND	0.50	0.42	1		n-Propylbenzene	ND	1.0	0.30	1	
Chlorobenzene	ND	1.0	0.36	1		Styrene	ND	1.0	0.29	1	
Chloroethane	ND	1.0	0.52	1		1,1,1,2-Tetrachloroethane	ND	1.0	0.37	1	
Chloroform	ND	1.0	0.22	1		1,1,2,2-Tetrachloroethane	ND	1.0	0.37	1	
Chloromethane	ND	10	1.8	1		Tetrachloroethene	ND	1.0	0.29	1	
2-Chlorotoluene	ND	1.0	0.24	1		Toluene	ND	1.0	0.35	1	
4-Chlorotoluene	ND	1.0	0.30	1		1,2,3-Trichlorobenzene	ND	1.0	0.39	1	
Dibromochloromethane	ND	1.0	0.45	1		1,2,4-Trichlorobenzene	ND	1.0	0.35	1	
1,2-Dibromo-3-Chloropropane	ND	5.0	2.5	1		1,1,1-Trichloroethane	ND	1.0	0.32	1	
1,2-Dibromoethane	ND	1.0	0.81	1		1,1,2-Trichloro-1,2,2-Trifluoroethane	ND	10	0.54	1	
Dibromomethane	ND	1.0	0.42	1		1,1,2-Trichloroethane	ND	1.0	0.54	1	
1,2-Dichlorobenzene	ND	1.0	0.24	1		Trichloroethene	ND	1.0	0.30	1	
1,3-Dichlorobenzene	ND	1.0	0.38	1		Trichlorofluoromethane	ND	10	0.36	1	
1,4-Dichlorobenzene	ND	1.0	0.30	1		1,2,3-Trichloropropane	ND	5.0	2.3	1	
Dichlorodifluoromethane	ND	1.0	0.27	1		1,2,4-Trimethylbenzene	ND	1.0	0.26	1	
1,1-Dichloroethane	ND	1.0	0.53	1		1,3,5-Trimethylbenzene	ND	1.0	0.19	1	
1,2-Dichloroethane	ND	0.50	0.22	1		Vinyl Acetate	ND	10	3.2	1	
1,1-Dichloroethene	ND	1.0	0.31	1		Vinyl Chloride	ND	0.50	0.33	1	
c-1,2-Dichloroethene	ND	1.0	0.35	1		p/m-Xylene	ND	1.0	0.38	1	
t-1,2-Dichloroethene	ND	1.0	0.29	1		o-Xylene	ND	1.0	0.21	1	
1,2-Dichloropropane	ND	1.0	0.28	1		Methyl-t-Butyl Ether (MTBE)	ND	1.0	0.29	1	

Surrogates:	REC (%)	Control Limits	Qual	Surrogates:	REC (%)	Control Limits	Qual
Dibromofluoromethane	117	74-140		1,2-Dichloroethane-d4	124	74-146	
Toluene-d8	100	88-112		1,4-Bromofluorobenzene	94	74-110	

RL - Reporting Limit , DF - Dilution Factor , Qual - Qualifiers

Calscience Environmental Laboratories, Inc.

Analytical Report

Tetra Tech, Inc.	Date Received:	06/06/06
348 West Hospitality Lane, Ste 100	Work Order No:	06-06-0336
San Bernardino, CA 92408-3216	Preparation:	EPA 5030B
	Method:	EPA 8260B
	Units:	ug/L
Project: Beaumont Site 1 / 18086-02		Page 2 of 10

Client Sample Number	Lab Sample Number	Date Collected	Matrix	Date Prepared	Date Analyzed	QC Batch ID
LSW-June 06	**06-06-0336-2**	**06/05/06**	**Aqueous**	**06/08/06**	**06/08/06**	**060608L01**

Comment(s): -Results were evaluated to the MDL, concentrations >= to the MDL but < RL, if found, are qualified with a "J" flag.

Parameter	Result	RL	MDL	DF	Qual	Parameter	Result	RL	MDL	DF	Qual
Acetone	ND	10	6.1	1		1,3-Dichloropropane	ND	1.0	0.30	1	
Benzene	ND	0.50	0.26	1		2,2-Dichloropropane	ND	1.0	0.40	1	
Bromobenzene	ND	1.0	0.47	1		1,1-Dichloropropene	ND	1.0	0.21	1	
Bromochloromethane	ND	1.0	0.68	1		c-1,3-Dichloropropene	ND	0.50	0.45	1	
Bromodichloromethane	ND	1.0	0.27	1		t-1,3-Dichloropropene	ND	0.50	0.31	1	
Bromoform	ND	1.0	0.62	1		Ethylbenzene	ND	1.0	0.17	1	
Bromomethane	ND	10	2.9	1		2-Hexanone	ND	10	1.9	1	
2-Butanone	ND	10	4.2	1		Isopropylbenzene	ND	1.0	0.24	1	
n-Butylbenzene	ND	1.0	0.29	1		p-Isopropyltoluene	ND	1.0	0.21	1	
sec-Butylbenzene	ND	1.0	0.21	1		Methylene Chloride	25	10	2.6	1	B
tert-Butylbenzene	ND	1.0	0.17	1		4-Methyl-2-Pentanone	ND	10	2.4	1	
Carbon Disulfide	ND	10	1.0	1		Naphthalene	ND	10	0.95	1	
Carbon Tetrachloride	ND	0.50	0.42	1		n-Propylbenzene	ND	1.0	0.30	1	
Chlorobenzene	ND	1.0	0.36	1		Styrene	ND	1.0	0.29	1	
Chloroethane	ND	1.0	0.52	1		1,1,1,2-Tetrachloroethane	ND	1.0	0.37	1	
Chloroform	ND	1.0	0.22	1		1,1,2,2-Tetrachloroethane	ND	1.0	0.37	1	
Chloromethane	ND	10	1.8	1		Tetrachloroethene	ND	1.0	0.29	1	
2-Chlorotoluene	ND	1.0	0.24	1		Toluene	ND	1.0	0.35	1	
4-Chlorotoluene	ND	1.0	0.30	1		1,2,3-Trichlorobenzene	ND	1.0	0.39	1	
Dibromochloromethane	ND	1.0	0.45	1		1,2,4-Trichlorobenzene	ND	1.0	0.35	1	
1,2-Dibromo-3-Chloropropane	ND	5.0	2.5	1		1,1,1-Trichloroethane	ND	1.0	0.32	1	
1,2-Dibromoethane	ND	1.0	0.81	1		1,1,2-Trichloro-1,2,2-Trifluoroethane	ND	10	0.54	1	
Dibromomethane	ND	1.0	0.42	1		1,1,2-Trichloroethane	ND	1.0	0.54	1	
1,2-Dichlorobenzene	ND	1.0	0.24	1		Trichloroethene	ND	1.0	0.30	1	
1,3-Dichlorobenzene	ND	1.0	0.38	1		Trichlorofluoromethane	ND	10	0.36	1	
1,4-Dichlorobenzene	ND	1.0	0.30	1		1,2,3-Trichloropropane	ND	5.0	2.3	1	
Dichlorodifluoromethane	ND	1.0	0.27	1		1,2,4-Trimethylbenzene	ND	1.0	0.26	1	
1,1-Dichloroethane	ND	1.0	0.53	1		1,3,5-Trimethylbenzene	ND	1.0	0.19	1	
1,2-Dichloroethane	ND	0.50	0.22	1		Vinyl Acetate	ND	10	3.2	1	
1,1-Dichloroethene	ND	1.0	0.31	1		Vinyl Chloride	ND	0.50	0.33	1	
c-1,2-Dichloroethene	ND	1.0	0.35	1		p/m-Xylene	ND	1.0	0.38	1	
t-1,2-Dichloroethene	ND	1.0	0.29	1		o-Xylene	ND	1.0	0.21	1	
1,2-Dichloropropane	ND	1.0	0.28	1		Methyl-t-Butyl Ether (MTBE)	ND	1.0	0.29	1	

Surrogates:	REC (%)	Control Limits	Qual	Surrogates:	REC (%)	Control Limits	Qual
Dibromofluoromethane	114	74-140		1,2-Dichloroethane-d4	122	74-146	
Toluene-d8	104	88-112		1,4-Bromofluorobenzene	93	74-110	

RL - Reporting Limit , DF - Dilution Factor , Qual - Qualifiers

Calscience Environmental Laboratories, Inc.

Analytical Report

Tetra Tech, Inc.	Date Received:	06/06/06
348 West Hospitality Lane, Ste 100	Work Order No:	06-06-0336
San Bernardino, CA 92408-3216	Preparation:	EPA 5030B
	Method:	EPA 8260B
	Units:	ug/L
Project: Beaumont Site 1 / 18086-02		Page 3 of 10

Client Sample Number	Lab Sample Number	Date Collected	Matrix	Date Prepared	Date Analyzed	QC Batch ID
SW-07	**06-06-0336-3**	**06/05/06**	**Aqueous**	**06/08/06**	**06/08/06**	**060608L01**

Comment(s): -Results were evaluated to the MDL, concentrations >= to the MDL but < RL, if found, are qualified with a "J" flag.

Parameter	Result	RL	MDL	DF	Qual	Parameter	Result	RL	MDL	DF	Qual
Acetone	12	10	6.1	1		1,3-Dichloropropane	ND	1.0	0.30	1	
Benzene	ND	0.50	0.26	1		2,2-Dichloropropane	ND	1.0	0.40	1	
Bromobenzene	ND	1.0	0.47	1		1,1-Dichloropropene	ND	1.0	0.21	1	
Bromochloromethane	ND	1.0	0.68	1		c-1,3-Dichloropropene	ND	0.50	0.45	1	
Bromodichloromethane	ND	1.0	0.27	1		t-1,3-Dichloropropene	ND	0.50	0.31	1	
Bromoform	ND	1.0	0.62	1		Ethylbenzene	ND	1.0	0.17	1	
Bromomethane	ND	10	2.9	1		2-Hexanone	ND	10	1.9	1	
2-Butanone	ND	10	4.2	1		Isopropylbenzene	ND	1.0	0.24	1	
n-Butylbenzene	ND	1.0	0.29	1		p-Isopropyltoluene	ND	1.0	0.21	1	
sec-Butylbenzene	ND	1.0	0.21	1		Methylene Chloride	22	10	2.6	1	B
tert-Butylbenzene	ND	1.0	0.17	1		4-Methyl-2-Pentanone	ND	10	2.4	1	
Carbon Disulfide	ND	10	1.0	1		Naphthalene	ND	10	0.95	1	
Carbon Tetrachloride	ND	0.50	0.42	1		n-Propylbenzene	ND	1.0	0.30	1	
Chlorobenzene	ND	1.0	0.36	1		Styrene	ND	1.0	0.29	1	
Chloroethane	ND	1.0	0.52	1		1,1,1,2-Tetrachloroethane	ND	1.0	0.37	1	
Chloroform	ND	1.0	0.22	1		1,1,2,2-Tetrachloroethane	ND	1.0	0.37	1	
Chloromethane	ND	10	1.8	1		Tetrachloroethene	ND	1.0	0.29	1	
2-Chlorotoluene	ND	1.0	0.24	1		Toluene	ND	1.0	0.35	1	
4-Chlorotoluene	ND	1.0	0.30	1		1,2,3-Trichlorobenzene	ND	1.0	0.39	1	
Dibromochloromethane	ND	1.0	0.45	1		1,2,4-Trichlorobenzene	ND	1.0	0.35	1	
1,2-Dibromo-3-Chloropropane	ND	5.0	2.5	1		1,1,1-Trichloroethane	ND	1.0	0.32	1	
1,2-Dibromoethane	ND	1.0	0.81	1		1,1,2-Trichloro-1,2,2-Trifluoroethane	ND	10	0.54	1	
Dibromomethane	ND	1.0	0.42	1		1,1,2-Trichloroethane	ND	1.0	0.54	1	
1,2-Dichlorobenzene	ND	1.0	0.24	1		Trichloroethene	ND	1.0	0.30	1	
1,3-Dichlorobenzene	ND	1.0	0.38	1		Trichlorofluoromethane	ND	10	0.36	1	
1,4-Dichlorobenzene	ND	1.0	0.30	1		1,2,3-Trichloropropane	ND	5.0	2.3	1	
Dichlorodifluoromethane	ND	1.0	0.27	1		1,2,4-Trimethylbenzene	ND	1.0	0.26	1	
1,1-Dichloroethane	ND	1.0	0.53	1		1,3,5-Trimethylbenzene	ND	1.0	0.19	1	
1,2-Dichloroethane	ND	0.50	0.22	1		Vinyl Acetate	ND	10	3.2	1	
1,1-Dichloroethene	ND	1.0	0.31	1		Vinyl Chloride	ND	0.50	0.33	1	
c-1,2-Dichloroethene	ND	1.0	0.35	1		p/m-Xylene	ND	1.0	0.38	1	
t-1,2-Dichloroethene	ND	1.0	0.29	1		o-Xylene	ND	1.0	0.21	1	
1,2-Dichloropropane	ND	1.0	0.28	1		Methyl-t-Butyl Ether (MTBE)	ND	1.0	0.29	1	

Surrogates:	REC (%)	Control Limits	Qual	Surrogates:	REC (%)	Control Limits	Qual
Dibromofluoromethane	110	74-140		1,2-Dichloroethane-d4	112	74-146	
Toluene-d8	98	88-112		1,4-Bromofluorobenzene	93	74-110	

RL - Reporting Limit , DF - Dilution Factor , Qual - Qualifiers

Calscience Environmental Laboratories, Inc.

Analytical Report

Tetra Tech, Inc.	Date Received:	06/06/06
348 West Hospitality Lane, Ste 100	Work Order No:	06-06-0336
San Bernardino, CA 92408-3216	Preparation:	EPA 5030B
	Method:	EPA 8260B
	Units:	ug/L
Project: Beaumont Site 1 / 18086-02		Page 4 of 10

Client Sample Number	Lab Sample Number	Date Collected	Matrix	Date Prepared	Date Analyzed	QC Batch ID
SW-06	**06-06-0336-4**	**06/05/06**	**Aqueous**	**06/08/06**	**06/08/06**	**060608L01**

Comment(s): -Results were evaluated to the MDL, concentrations >= to the MDL but < RL, if found, are qualified with a "J" flag.

Parameter	Result	RL	MDL	DF	Qual	Parameter	Result	RL	MDL	DF	Qual
Acetone	11	10	6.1	1		1,3-Dichloropropane	ND	1.0	0.30	1	
Benzene	ND	0.50	0.26	1		2,2-Dichloropropane	ND	1.0	0.40	1	
Bromobenzene	ND	1.0	0.47	1		1,1-Dichloropropene	ND	1.0	0.21	1	
Bromochloromethane	ND	1.0	0.68	1		c-1,3-Dichloropropene	ND	0.50	0.45	1	
Bromodichloromethane	ND	1.0	0.27	1		t-1,3-Dichloropropene	ND	0.50	0.31	1	
Bromoform	ND	1.0	0.62	1		Ethylbenzene	ND	1.0	0.17	1	
Bromomethane	ND	10	2.9	1		2-Hexanone	ND	10	1.9	1	
2-Butanone	ND	10	4.2	1		Isopropylbenzene	ND	1.0	0.24	1	
n-Butylbenzene	ND	1.0	0.29	1		p-Isopropyltoluene	ND	1.0	0.21	1	
sec-Butylbenzene	ND	1.0	0.21	1		Methylene Chloride	24	10	2.6	1	B
tert-Butylbenzene	ND	1.0	0.17	1		4-Methyl-2-Pentanone	ND	10	2.4	1	
Carbon Disulfide	ND	10	1.0	1		Naphthalene	ND	10	0.95	1	
Carbon Tetrachloride	ND	0.50	0.42	1		n-Propylbenzene	ND	1.0	0.30	1	
Chlorobenzene	ND	1.0	0.36	1		Styrene	ND	1.0	0.29	1	
Chloroethane	ND	1.0	0.52	1		1,1,1,2-Tetrachloroethane	ND	1.0	0.37	1	
Chloroform	ND	1.0	0.22	1		1,1,2,2-Tetrachloroethane	ND	1.0	0.37	1	
Chloromethane	ND	10	1.8	1		Tetrachloroethene	ND	1.0	0.29	1	
2-Chlorotoluene	ND	1.0	0.24	1		Toluene	ND	1.0	0.35	1	
4-Chlorotoluene	ND	1.0	0.30	1		1,2,3-Trichlorobenzene	ND	1.0	0.39	1	
Dibromochloromethane	ND	1.0	0.45	1		1,2,4-Trichlorobenzene	ND	1.0	0.35	1	
1,2-Dibromo-3-Chloropropane	ND	5.0	2.5	1		1,1,1-Trichloroethane	ND	1.0	0.32	1	
1,2-Dibromoethane	ND	1.0	0.81	1		1,1,2-Trichloro-1,2,2-Trifluoroethane	ND	10	0.54	1	
Dibromomethane	ND	1.0	0.42	1		1,1,2-Trichloroethane	ND	1.0	0.54	1	
1,2-Dichlorobenzene	ND	1.0	0.24	1		Trichloroethene	ND	1.0	0.30	1	
1,3-Dichlorobenzene	ND	1.0	0.38	1		Trichlorofluoromethane	ND	10	0.36	1	
1,4-Dichlorobenzene	ND	1.0	0.30	1		1,2,3-Trichloropropane	ND	5.0	2.3	1	
Dichlorodifluoromethane	ND	1.0	0.27	1		1,2,4-Trimethylbenzene	ND	1.0	0.26	1	
1,1-Dichloroethane	ND	1.0	0.53	1		1,3,5-Trimethylbenzene	ND	1.0	0.19	1	
1,2-Dichloroethane	ND	0.50	0.22	1		Vinyl Acetate	ND	10	3.2	1	
1,1-Dichloroethene	ND	1.0	0.31	1		Vinyl Chloride	ND	0.50	0.33	1	
c-1,2-Dichloroethene	ND	1.0	0.35	1		p/m-Xylene	ND	1.0	0.38	1	
t-1,2-Dichloroethene	ND	1.0	0.29	1		o-Xylene	ND	1.0	0.21	1	
1,2-Dichloropropane	ND	1.0	0.28	1		Methyl-t-Butyl Ether (MTBE)	ND	1.0	0.29	1	

Surrogates:	REC (%)	Control Limits	Qual	Surrogates:	REC (%)	Control Limits	Qual
Dibromofluoromethane	116	74-140		1,2-Dichloroethane-d4	124	74-146	
Toluene-d8	103	88-112		1,4-Bromofluorobenzene	92	74-110	

RL - Reporting Limit , DF - Dilution Factor , Qual - Qualifiers

Calscience Environmental Laboratories, Inc.

Analytical Report

Tetra Tech, Inc.	Date Received:	06/06/06
348 West Hospitality Lane, Ste 100	Work Order No:	06-06-0336
San Bernardino, CA 92408-3216	Preparation:	EPA 5030B
	Method:	EPA 8260B
	Units:	ug/L
Project: Beaumont Site 1 / 18086-02		Page 5 of 10

Client Sample Number	Lab Sample Number	Date Collected	Matrix	Date Prepared	Date Analyzed	QC Batch ID
FSW-June 06	**06-06-0336-5**	**06/05/06**	**Aqueous**	**06/08/06**	**06/08/06**	**060608L01**

Comment(s): -Results were evaluated to the MDL, concentrations >= to the MDL but < RL, if found, are qualified with a "J" flag.

Parameter	Result	RL	MDL	DF	Qual	Parameter	Result	RL	MDL	DF	Qual
Acetone	7.8	10.0	6.1	1	J	1,3-Dichloropropane	ND	1.0	0.30	1	
Benzene	ND	0.50	0.26	1		2,2-Dichloropropane	ND	1.0	0.40	1	
Bromobenzene	ND	1.0	0.47	1		1,1-Dichloropropene	ND	1.0	0.21	1	
Bromochloromethane	ND	1.0	0.68	1		c-1,3-Dichloropropene	ND	0.50	0.45	1	
Bromodichloromethane	ND	1.0	0.27	1		t-1,3-Dichloropropene	ND	0.50	0.31	1	
Bromoform	ND	1.0	0.62	1		Ethylbenzene	ND	1.0	0.17	1	
Bromomethane	ND	10	2.9	1		2-Hexanone	ND	10	1.9	1	
2-Butanone	ND	10	4.2	1		Isopropylbenzene	ND	1.0	0.24	1	
n-Butylbenzene	ND	1.0	0.29	1		p-Isopropyltoluene	ND	1.0	0.21	1	
sec-Butylbenzene	ND	1.0	0.21	1		Methylene Chloride	23	10	2.6	1	B
tert-Butylbenzene	ND	1.0	0.17	1		4-Methyl-2-Pentanone	ND	10	2.4	1	
Carbon Disulfide	ND	10	1.0	1		Naphthalene	ND	10	0.95	1	
Carbon Tetrachloride	ND	0.50	0.42	1		n-Propylbenzene	ND	1.0	0.30	1	
Chlorobenzene	ND	1.0	0.36	1		Styrene	ND	1.0	0.29	1	
Chloroethane	ND	1.0	0.52	1		1,1,1,2-Tetrachloroethane	ND	1.0	0.37	1	
Chloroform	ND	1.0	0.22	1		1,1,2,2-Tetrachloroethane	ND	1.0	0.37	1	
Chloromethane	ND	10	1.8	1		Tetrachloroethene	ND	1.0	0.29	1	
2-Chlorotoluene	ND	1.0	0.24	1		Toluene	ND	1.0	0.35	1	
4-Chlorotoluene	ND	1.0	0.30	1		1,2,3-Trichlorobenzene	ND	1.0	0.39	1	
Dibromochloromethane	ND	1.0	0.45	1		1,2,4-Trichlorobenzene	ND	1.0	0.35	1	
1,2-Dibromo-3-Chloropropane	ND	5.0	2.5	1		1,1,1-Trichloroethane	ND	1.0	0.32	1	
1,2-Dibromoethane	ND	1.0	0.81	1		1,1,2-Trichloro-1,2,2-Trifluoroethane	ND	10	0.54	1	
Dibromomethane	ND	1.0	0.42	1		1,1,2-Trichloroethane	ND	1.0	0.54	1	
1,2-Dichlorobenzene	ND	1.0	0.24	1		Trichloroethene	ND	1.0	0.30	1	
1,3-Dichlorobenzene	ND	1.0	0.38	1		Trichlorofluoromethane	ND	10	0.36	1	
1,4-Dichlorobenzene	ND	1.0	0.30	1		1,2,3-Trichloropropane	ND	5.0	2.3	1	
Dichlorodifluoromethane	ND	1.0	0.27	1		1,2,4-Trimethylbenzene	ND	1.0	0.26	1	
1,1-Dichloroethane	ND	1.0	0.53	1		1,3,5-Trimethylbenzene	ND	1.0	0.19	1	
1,2-Dichloroethane	ND	0.50	0.22	1		Vinyl Acetate	ND	10	3.2	1	
1,1-Dichloroethene	ND	1.0	0.31	1		Vinyl Chloride	ND	0.50	0.33	1	
c-1,2-Dichloroethene	ND	1.0	0.35	1		p/m-Xylene	ND	1.0	0.38	1	
t-1,2-Dichloroethene	ND	1.0	0.29	1		o-Xylene	ND	1.0	0.21	1	
1,2-Dichloropropane	ND	1.0	0.28	1		Methyl-t-Butyl Ether (MTBE)	ND	1.0	0.29	1	

Surrogates:	REC (%)	Control Limits	Qual	Surrogates:	REC (%)	Control Limits	Qual
Dibromofluoromethane	117	74-140		1,2-Dichloroethane-d4	123	74-146	
Toluene-d8	104	88-112		1,4-Bromofluorobenzene	93	74-110	

RL - Reporting Limit , DF - Dilution Factor , Qual - Qualifiers

Calscience Environmental Laboratories, Inc.

Analytical Report

Tetra Tech, Inc.	Date Received:	06/06/06
348 West Hospitality Lane, Ste 100	Work Order No:	06-06-0336
San Bernardino, CA 92408-3216	Preparation:	EPA 5030B
	Method:	EPA 8260B
	Units:	ug/L
Project: Beaumont Site 1 / 18086-02		Page 6 of 10

Client Sample Number	Lab Sample Number	Date Collected	Matrix	Date Prepared	Date Analyzed	QC Batch ID
SW-02	**06-06-0336-6**	**06/05/06**	**Aqueous**	**06/08/06**	**06/08/06**	**060608L01**

Comment(s): -Results were evaluated to the MDL, concentrations >= to the MDL but < RL, if found, are qualified with a "J" flag.

Parameter	Result	RL	MDL	DF	Qual	Parameter	Result	RL	MDL	DF	Qual
Acetone	16	10	6.1	1		1,3-Dichloropropane	ND	1.0	0.30	1	
Benzene	ND	0.50	0.26	1		2,2-Dichloropropane	ND	1.0	0.40	1	
Bromobenzene	ND	1.0	0.47	1		1,1-Dichloropropene	ND	1.0	0.21	1	
Bromochloromethane	ND	1.0	0.68	1		c-1,3-Dichloropropene	ND	0.50	0.45	1	
Bromodichloromethane	ND	1.0	0.27	1		t-1,3-Dichloropropene	ND	0.50	0.31	1	
Bromoform	ND	1.0	0.62	1		Ethylbenzene	ND	1.0	0.17	1	
Bromomethane	ND	10	2.9	1		2-Hexanone	ND	10	1.9	1	
2-Butanone	ND	10	4.2	1		Isopropylbenzene	ND	1.0	0.24	1	
n-Butylbenzene	ND	1.0	0.29	1		p-Isopropyltoluene	ND	1.0	0.21	1	
sec-Butylbenzene	ND	1.0	0.21	1		Methylene Chloride	23	10	2.6	1	B
tert-Butylbenzene	ND	1.0	0.17	1		4-Methyl-2-Pentanone	ND	10	2.4	1	
Carbon Disulfide	ND	10	1.0	1		Naphthalene	ND	10	0.95	1	
Carbon Tetrachloride	ND	0.50	0.42	1		n-Propylbenzene	ND	1.0	0.30	1	
Chlorobenzene	ND	1.0	0.36	1		Styrene	ND	1.0	0.29	1	
Chloroethane	ND	1.0	0.52	1		1,1,1,2-Tetrachloroethane	ND	1.0	0.37	1	
Chloroform	ND	1.0	0.22	1		1,1,2,2-Tetrachloroethane	ND	1.0	0.37	1	
Chloromethane	ND	10	1.8	1		Tetrachloroethene	ND	1.0	0.29	1	
2-Chlorotoluene	ND	1.0	0.24	1		Toluene	1.0	1.0	0.35	1	J
4-Chlorotoluene	ND	1.0	0.30	1		1,2,3-Trichlorobenzene	ND	1.0	0.39	1	
Dibromochloromethane	ND	1.0	0.45	1		1,2,4-Trichlorobenzene	ND	1.0	0.35	1	
1,2-Dibromo-3-Chloropropane	ND	5.0	2.5	1		1,1,1-Trichloroethane	ND	1.0	0.32	1	
1,2-Dibromoethane	ND	1.0	0.81	1		1,1,2-Trichloro-1,2,2-Trifluoroethane	ND	10	0.54	1	
Dibromomethane	ND	1.0	0.42	1		1,1,2-Trichloroethane	ND	1.0	0.54	1	
1,2-Dichlorobenzene	ND	1.0	0.24	1		Trichloroethene	8.3	1.0	0.30	1	
1,3-Dichlorobenzene	ND	1.0	0.38	1		Trichlorofluoromethane	ND	10	0.36	1	
1,4-Dichlorobenzene	ND	1.0	0.30	1		1,2,3-Trichloropropane	ND	5.0	2.3	1	
Dichlorodifluoromethane	ND	1.0	0.27	1		1,2,4-Trimethylbenzene	ND	1.0	0.26	1	
1,1-Dichloroethane	ND	1.0	0.53	1		1,3,5-Trimethylbenzene	ND	1.0	0.19	1	
1,2-Dichloroethane	ND	0.50	0.22	1		Vinyl Acetate	ND	10	3.2	1	
1,1-Dichloroethene	7.8	1.0	0.31	1		Vinyl Chloride	ND	0.50	0.33	1	
c-1,2-Dichloroethene	1.4	1.0	0.35	1		p/m-Xylene	ND	1.0	0.38	1	
t-1,2-Dichloroethene	ND	1.0	0.29	1		o-Xylene	ND	1.0	0.21	1	
1,2-Dichloropropane	ND	1.0	0.28	1		Methyl-t-Butyl Ether (MTBE)	ND	1.0	0.29	1	

Surrogates:	REC (%)	Control Limits	Qual	Surrogates:	REC (%)	Control Limits	Qual
Dibromofluoromethane	117	74-140		1,2-Dichloroethane-d4	122	74-146	
Toluene-d8	104	88-112		1,4-Bromofluorobenzene	92	74-110	

RL - Reporting Limit , DF - Dilution Factor , Qual - Qualifiers

Calscience Environmental Laboratories, Inc.

Analytical Report

Tetra Tech, Inc.	Date Received:	06/06/06
348 West Hospitality Lane, Ste 100	Work Order No:	06-06-0336
San Bernardino, CA 92408-3216	Preparation:	EPA 5030B
	Method:	EPA 8260B
	Units:	ug/L
Project: Beaumont Site 1 / 18086-02		Page 7 of 10

Client Sample Number	Lab Sample Number	Date Collected	Matrix	Date Prepared	Date Analyzed	QC Batch ID
SW-04	**06-06-0336-7**	**06/05/06**	**Aqueous**	**06/08/06**	**06/08/06**	**060608L01**

Comment(s): -Results were evaluated to the MDL, concentrations >= to the MDL but < RL, if found, are qualified with a "J" flag.

Parameter	Result	RL	MDL	DF	Qual	Parameter	Result	RL	MDL	DF	Qual
Acetone	150	10	6.1	1		1,3-Dichloropropane	ND	1.0	0.30	1	
Benzene	ND	0.50	0.26	1		2,2-Dichloropropane	ND	1.0	0.40	1	
Bromobenzene	ND	1.0	0.47	1		1,1-Dichloropropene	ND	1.0	0.21	1	
Bromochloromethane	ND	1.0	0.68	1		c-1,3-Dichloropropene	ND	0.50	0.45	1	
Bromodichloromethane	ND	1.0	0.27	1		t-1,3-Dichloropropene	ND	0.50	0.31	1	
Bromoform	ND	1.0	0.62	1		Ethylbenzene	ND	1.0	0.17	1	
Bromomethane	ND	10	2.9	1		2-Hexanone	ND	10	1.9	1	
2-Butanone	13	10	4.2	1		Isopropylbenzene	ND	1.0	0.24	1	
n-Butylbenzene	ND	1.0	0.29	1		p-Isopropyltoluene	11	1	0.21	1	
sec-Butylbenzene	ND	1.0	0.21	1		Methylene Chloride	18	10	2.6	1	B
tert-Butylbenzene	ND	1.0	0.17	1		4-Methyl-2-Pentanone	ND	10	2.4	1	
Carbon Disulfide	2.8	10.0	1.0	1	J	Naphthalene	ND	10	0.95	1	
Carbon Tetrachloride	ND	0.50	0.42	1		n-Propylbenzene	ND	1.0	0.30	1	
Chlorobenzene	ND	1.0	0.36	1		Styrene	ND	1.0	0.29	1	
Chloroethane	ND	1.0	0.52	1		1,1,1,2-Tetrachloroethane	ND	1.0	0.37	1	
Chloroform	ND	1.0	0.22	1		1,1,2,2-Tetrachloroethane	ND	1.0	0.37	1	
Chloromethane	ND	10	1.8	1		Tetrachloroethene	ND	1.0	0.29	1	
2-Chlorotoluene	ND	1.0	0.24	1		Toluene	50	1	0.35	1	
4-Chlorotoluene	ND	1.0	0.30	1		1,2,3-Trichlorobenzene	ND	1.0	0.39	1	
Dibromochloromethane	ND	1.0	0.45	1		1,2,4-Trichlorobenzene	ND	1.0	0.35	1	
1,2-Dibromo-3-Chloropropane	ND	5.0	2.5	1		1,1,1-Trichloroethane	ND	1.0	0.32	1	
1,2-Dibromoethane	ND	1.0	0.81	1		1,1,2-Trichloro-1,2,2-Trifluoroethane	ND	10	0.54	1	
Dibromomethane	ND	1.0	0.42	1		1,1,2-Trichloroethane	ND	1.0	0.54	1	
1,2-Dichlorobenzene	ND	1.0	0.24	1		Trichloroethene	0.34	1.0	0.30	1	J
1,3-Dichlorobenzene	ND	1.0	0.38	1		Trichlorofluoromethane	ND	10	0.36	1	
1,4-Dichlorobenzene	ND	1.0	0.30	1		1,2,3-Trichloropropane	ND	5.0	2.3	1	
Dichlorodifluoromethane	ND	1.0	0.27	1		1,2,4-Trimethylbenzene	ND	1.0	0.26	1	
1,1-Dichloroethane	ND	1.0	0.53	1		1,3,5-Trimethylbenzene	ND	1.0	0.19	1	
1,2-Dichloroethane	ND	0.50	0.22	1		Vinyl Acetate	ND	10	3.2	1	
1,1-Dichloroethene	ND	1.0	0.31	1		Vinyl Chloride	ND	0.50	0.33	1	
c-1,2-Dichloroethene	ND	1.0	0.35	1		p/m-Xylene	ND	1.0	0.38	1	
t-1,2-Dichloroethene	ND	1.0	0.29	1		o-Xylene	ND	1.0	0.21	1	
1,2-Dichloropropane	ND	1.0	0.28	1		Methyl-t-Butyl Ether (MTBE)	ND	1.0	0.29	1	

Surrogates:	REC (%)	Control Limits	Qual	Surrogates:	REC (%)	Control Limits	Qual
Dibromofluoromethane	117	74-140		1,2-Dichloroethane-d4	124	74-146	
Toluene-d8	103	88-112		1,4-Bromofluorobenzene	93	74-110	

RL - Reporting Limit , DF - Dilution Factor , Qual - Qualifiers

Calscience Environmental Laboratories, Inc.

Analytical Report

Tetra Tech, Inc.	Date Received:	06/06/06
348 West Hospitality Lane, Ste 100	Work Order No:	06-06-0336
San Bernardino, CA 92408-3216	Preparation:	EPA 5030B
	Method:	EPA 8260B
	Units:	ug/L
Project: Beaumont Site 1 / 18086-02		Page 8 of 10

Client Sample Number	Lab Sample Number	Date Collected	Matrix	Date Prepared	Date Analyzed	QC Batch ID
SW-03	**06-06-0336-8**	**06/05/06**	**Aqueous**	**06/08/06**	**06/08/06**	**060608L01**

Comment(s): -Results were evaluated to the MDL, concentrations >= to the MDL but < RL, if found, are qualified with a "J" flag.

Parameter	Result	RL	MDL	DF	Qual	Parameter	Result	RL	MDL	DF	Qual
Acetone	7.4	10.0	6.1	1	J	1,3-Dichloropropane	ND	1.0	0.30	1	
Benzene	ND	0.50	0.26	1		2,2-Dichloropropane	ND	1.0	0.40	1	
Bromobenzene	ND	1.0	0.47	1		1,1-Dichloropropene	ND	1.0	0.21	1	
Bromochloromethane	ND	1.0	0.68	1		c-1,3-Dichloropropene	ND	0.50	0.45	1	
Bromodichloromethane	ND	1.0	0.27	1		t-1,3-Dichloropropene	ND	0.50	0.31	1	
Bromoform	ND	1.0	0.62	1		Ethylbenzene	ND	1.0	0.17	1	
Bromomethane	ND	10	2.9	1		2-Hexanone	ND	10	1.9	1	
2-Butanone	ND	10	4.2	1		Isopropylbenzene	ND	1.0	0.24	1	
n-Butylbenzene	ND	1.0	0.29	1		p-Isopropyltoluene	ND	1.0	0.21	1	
sec-Butylbenzene	ND	1.0	0.21	1		Methylene Chloride	15	10	2.6	1	B
tert-Butylbenzene	ND	1.0	0.17	1		4-Methyl-2-Pentanone	ND	10	2.4	1	
Carbon Disulfide	ND	10	1.0	1		Naphthalene	ND	10	0.95	1	
Carbon Tetrachloride	ND	0.50	0.42	1		n-Propylbenzene	ND	1.0	0.30	1	
Chlorobenzene	ND	1.0	0.36	1		Styrene	ND	1.0	0.29	1	
Chloroethane	ND	1.0	0.52	1		1,1,1,2-Tetrachloroethane	ND	1.0	0.37	1	
Chloroform	ND	1.0	0.22	1		1,1,2,2-Tetrachloroethane	ND	1.0	0.37	1	
Chloromethane	ND	10	1.8	1		Tetrachloroethene	ND	1.0	0.29	1	
2-Chlorotoluene	ND	1.0	0.24	1		Toluene	ND	1.0	0.35	1	
4-Chlorotoluene	ND	1.0	0.30	1		1,2,3-Trichlorobenzene	ND	1.0	0.39	1	
Dibromochloromethane	ND	1.0	0.45	1		1,2,4-Trichlorobenzene	ND	1.0	0.35	1	
1,2-Dibromo-3-Chloropropane	ND	5.0	2.5	1		1,1,1-Trichloroethane	ND	1.0	0.32	1	
1,2-Dibromoethane	ND	1.0	0.81	1		1,1,2-Trichloro-1,2,2-Trifluoroethane	ND	10	0.54	1	
Dibromomethane	ND	1.0	0.42	1		1,1,2-Trichloroethane	ND	1.0	0.54	1	
1,2-Dichlorobenzene	ND	1.0	0.24	1		Trichloroethene	4.7	1.0	0.30	1	
1,3-Dichlorobenzene	ND	1.0	0.38	1		Trichlorofluoromethane	ND	10	0.36	1	
1,4-Dichlorobenzene	ND	1.0	0.30	1		1,2,3-Trichloropropane	ND	5.0	2.3	1	
Dichlorodifluoromethane	ND	1.0	0.27	1		1,2,4-Trimethylbenzene	ND	1.0	0.26	1	
1,1-Dichloroethane	ND	1.0	0.53	1		1,3,5-Trimethylbenzene	ND	1.0	0.19	1	
1,2-Dichloroethane	ND	0.50	0.22	1		Vinyl Acetate	ND	10	3.2	1	
1,1-Dichloroethene	4.4	1.0	0.31	1		Vinyl Chloride	ND	0.50	0.33	1	
c-1,2-Dichloroethene	0.76	1.0	0.35	1	J	p/m-Xylene	ND	1.0	0.38	1	
t-1,2-Dichloroethene	ND	1.0	0.29	1		o-Xylene	ND	1.0	0.21	1	
1,2-Dichloropropane	ND	1.0	0.28	1		Methyl-t-Butyl Ether (MTBE)	ND	1.0	0.29	1	

Surrogates:	REC (%)	Control Limits	Qual	Surrogates:	REC (%)	Control Limits	Qual
Dibromofluoromethane	117	74-140		1,2-Dichloroethane-d4	122	74-146	
Toluene-d8	104	88-112		1,4-Bromofluorobenzene	93	74-110	

RL - Reporting Limit , DF - Dilution Factor , Qual - Qualifiers

Calscience Environmental Laboratories, Inc.

Analytical Report

Tetra Tech, Inc.	Date Received:	06/06/06
348 West Hospitality Lane, Ste 100	Work Order No:	06-06-0336
San Bernardino, CA 92408-3216	Preparation:	EPA 5030B
	Method:	EPA 8260B
	Units:	ug/L
Project: Beaumont Site 1 / 18086-02		Page 9 of 10

Client Sample Number	Lab Sample Number	Date Collected	Matrix	Date Prepared	Date Analyzed	QC Batch ID
SW-102	**06-06-0336-9**	**06/05/06**	**Aqueous**	**06/08/06**	**06/08/06**	**060608L01**

Comment(s): -Results were evaluated to the MDL, concentrations >= to the MDL but < RL, if found, are qualified with a "J" flag.

Parameter	Result	RL	MDL	DF	Qual	Parameter	Result	RL	MDL	DF	Qual
Acetone	19	10	6.1	1		1,3-Dichloropropane	ND	1.0	0.30	1	
Benzene	ND	0.50	0.26	1		2,2-Dichloropropane	ND	1.0	0.40	1	
Bromobenzene	ND	1.0	0.47	1		1,1-Dichloropropene	ND	1.0	0.21	1	
Bromochloromethane	ND	1.0	0.68	1		c-1,3-Dichloropropene	ND	0.50	0.45	1	
Bromodichloromethane	ND	1.0	0.27	1		t-1,3-Dichloropropene	ND	0.50	0.31	1	
Bromoform	ND	1.0	0.62	1		Ethylbenzene	ND	1.0	0.17	1	
Bromomethane	ND	10	2.9	1		2-Hexanone	ND	10	1.9	1	
2-Butanone	ND	10	4.2	1		Isopropylbenzene	ND	1.0	0.24	1	
n-Butylbenzene	ND	1.0	0.29	1		p-Isopropyltoluene	ND	1.0	0.21	1	
sec-Butylbenzene	ND	1.0	0.21	1		Methylene Chloride	8.2	10.0	2.6	1	J,B
tert-Butylbenzene	ND	1.0	0.17	1		4-Methyl-2-Pentanone	ND	10	2.4	1	
Carbon Disulfide	ND	10	1.0	1		Naphthalene	ND	10	0.95	1	
Carbon Tetrachloride	ND	0.50	0.42	1		n-Propylbenzene	ND	1.0	0.30	1	
Chlorobenzene	ND	1.0	0.36	1		Styrene	ND	1.0	0.29	1	
Chloroethane	ND	1.0	0.52	1		1,1,1,2-Tetrachloroethane	ND	1.0	0.37	1	
Chloroform	ND	1.0	0.22	1		1,1,2,2-Tetrachloroethane	ND	1.0	0.37	1	
Chloromethane	ND	10	1.8	1		Tetrachloroethene	ND	1.0	0.29	1	
2-Chlorotoluene	ND	1.0	0.24	1		Toluene	1.0	1.0	0.35	1	J
4-Chlorotoluene	ND	1.0	0.30	1		1,2,3-Trichlorobenzene	ND	1.0	0.39	1	
Dibromochloromethane	ND	1.0	0.45	1		1,2,4-Trichlorobenzene	ND	1.0	0.35	1	
1,2-Dibromo-3-Chloropropane	ND	5.0	2.5	1		1,1,1-Trichloroethane	ND	1.0	0.32	1	
1,2-Dibromoethane	ND	1.0	0.81	1		1,1,2-Trichloro-1,2,2-Trifluoroethane	ND	10	0.54	1	
Dibromomethane	ND	1.0	0.42	1		1,1,2-Trichloroethane	ND	1.0	0.54	1	
1,2-Dichlorobenzene	ND	1.0	0.24	1		Trichloroethene	8.9	1.0	0.30	1	
1,3-Dichlorobenzene	ND	1.0	0.38	1		Trichlorofluoromethane	ND	10	0.36	1	
1,4-Dichlorobenzene	ND	1.0	0.30	1		1,2,3-Trichloropropane	ND	5.0	2.3	1	
Dichlorodifluoromethane	ND	1.0	0.27	1		1,2,4-Trimethylbenzene	ND	1.0	0.26	1	
1,1-Dichloroethane	ND	1.0	0.53	1		1,3,5-Trimethylbenzene	ND	1.0	0.19	1	
1,2-Dichloroethane	ND	0.50	0.22	1		Vinyl Acetate	ND	10	3.2	1	
1,1-Dichloroethene	8.3	1.0	0.31	1		Vinyl Chloride	ND	0.50	0.33	1	
c-1,2-Dichloroethene	1.6	1.0	0.35	1		p/m-Xylene	ND	1.0	0.38	1	
t-1,2-Dichloroethene	ND	1.0	0.29	1		o-Xylene	ND	1.0	0.21	1	
1,2-Dichloropropane	ND	1.0	0.28	1		Methyl-t-Butyl Ether (MTBE)	ND	1.0	0.29	1	

Surrogates:	REC (%)	Control Limits	Qual	Surrogates:	REC (%)	Control Limits	Qual
Dibromofluoromethane	121	74-140		1,2-Dichloroethane-d4	124	74-146	
Toluene-d8	103	88-112		1,4-Bromofluorobenzene	92	74-110	

RL - Reporting Limit , DF - Dilution Factor , Qual - Qualifiers

Calscience Environmental Laboratories, Inc.

Analytical Report

Tetra Tech, Inc.	Date Received:	06/06/06
348 West Hospitality Lane, Ste 100	Work Order No:	06-06-0336
San Bernardino, CA 92408-3216	Preparation:	EPA 5030B
	Method:	EPA 8260B
	Units:	ug/L
Project: Beaumont Site 1 / 18086-02		Page 10 of 10

Client Sample Number	Lab Sample Number	Date Collected	Matrix	Date Prepared	Date Analyzed	QC Batch ID
Method Blank	**099-10-006-18,197**	**N/A**	**Aqueous**	**06/08/06**	**06/08/06**	**060608L01**

Comment(s): -Results were evaluated to the MDL, concentrations >= to the MDL but < RL, if found, are qualified with a "J" flag.

Parameter	Result	RL	MDL	DF	Qual	Parameter	Result	RL	MDL	DF	Qual
Acetone	ND	10	6.1	1		1,3-Dichloropropane	ND	1.0	0.30	1	
Benzene	ND	0.50	0.26	1		2,2-Dichloropropane	ND	1.0	0.40	1	
Bromobenzene	ND	1.0	0.47	1		1,1-Dichloropropene	ND	1.0	0.21	1	
Bromochloromethane	ND	1.0	0.68	1		c-1,3-Dichloropropene	ND	0.50	0.45	1	
Bromodichloromethane	ND	1.0	0.27	1		t-1,3-Dichloropropene	ND	0.50	0.31	1	
Bromoform	ND	1.0	0.62	1		Ethylbenzene	ND	1.0	0.17	1	
Bromomethane	ND	10	2.9	1		2-Hexanone	ND	10	1.9	1	
2-Butanone	ND	10	4.2	1		Isopropylbenzene	ND	1.0	0.24	1	
n-Butylbenzene	ND	1.0	0.29	1		p-Isopropyltoluene	ND	1.0	0.21	1	
sec-Butylbenzene	ND	1.0	0.21	1		Methylene Chloride	4.7	10.0	2.6	1	J
tert-Butylbenzene	ND	1.0	0.17	1		4-Methyl-2-Pentanone	ND	10	2.4	1	
Carbon Disulfide	ND	10	1.0	1		Naphthalene	ND	10	0.95	1	
Carbon Tetrachloride	ND	0.50	0.42	1		n-Propylbenzene	ND	1.0	0.30	1	
Chlorobenzene	ND	1.0	0.36	1		Styrene	ND	1.0	0.29	1	
Chloroethane	ND	1.0	0.52	1		1,1,1,2-Tetrachloroethane	ND	1.0	0.37	1	
Chloroform	ND	1.0	0.22	1		1,1,2,2-Tetrachloroethane	ND	1.0	0.37	1	
Chloromethane	ND	10	1.8	1		Tetrachloroethene	ND	1.0	0.29	1	
2-Chlorotoluene	ND	1.0	0.24	1		Toluene	ND	1.0	0.35	1	
4-Chlorotoluene	ND	1.0	0.30	1		1,2,3-Trichlorobenzene	ND	1.0	0.39	1	
Dibromochloromethane	ND	1.0	0.45	1		1,2,4-Trichlorobenzene	ND	1.0	0.35	1	
1,2-Dibromo-3-Chloropropane	ND	5.0	2.5	1		1,1,1-Trichloroethane	ND	1.0	0.32	1	
1,2-Dibromoethane	ND	1.0	0.81	1		1,1,2-Trichloro-1,2,2-Trifluoroethane	ND	10	0.54	1	
Dibromomethane	ND	1.0	0.42	1		1,1,2-Trichloroethane	ND	1.0	0.54	1	
1,2-Dichlorobenzene	ND	1.0	0.24	1		Trichloroethene	ND	1.0	0.30	1	
1,3-Dichlorobenzene	ND	1.0	0.38	1		Trichlorofluoromethane	ND	10	0.36	1	
1,4-Dichlorobenzene	ND	1.0	0.30	1		1,2,3-Trichloropropane	ND	5.0	2.3	1	
Dichlorodifluoromethane	ND	1.0	0.27	1		1,2,4-Trimethylbenzene	ND	1.0	0.26	1	
1,1-Dichloroethane	ND	1.0	0.53	1		1,3,5-Trimethylbenzene	ND	1.0	0.19	1	
1,2-Dichloroethane	ND	0.50	0.22	1		Vinyl Acetate	ND	10	3.2	1	
1,1-Dichloroethene	ND	1.0	0.31	1		Vinyl Chloride	ND	0.50	0.33	1	
c-1,2-Dichloroethene	ND	1.0	0.35	1		p/m-Xylene	ND	1.0	0.38	1	
t-1,2-Dichloroethene	ND	1.0	0.29	1		o-Xylene	ND	1.0	0.21	1	
1,2-Dichloropropane	ND	1.0	0.28	1		Methyl-t-Butyl Ether (MTBE)	ND	1.0	0.29	1	

Surrogates:	REC (%)	Control Limits	Qual	Surrogates:	REC (%)	Control Limits	Qual
Dibromofluoromethane	110	74-140		1,2-Dichloroethane-d4	110	74-146	
Toluene-d8	103	88-112		1,4-Bromofluorobenzene	94	74-110	

RL - Reporting Limit , DF - Dilution Factor , Qual - Qualifiers

Calscience Environmental Laboratories, Inc.

EPA 8260B Tentatively Identified Compound List

Work Order	CEL Sample	Client ID	Q	Compound	CAS NUMBER	RT	On Column Conc. ug/L	Estimated Conc. ug/L
06-06-0336	1	LTB-060606		No TICs Found				
06-06-0336	2	LSW-June 06		No TICs Found				
06-06-0336	3	SW-07		No TICs Found				
06-06-0336	4	SW-06		No TICs Found				
06-06-0336	5	FSW-June 06		No TICs Found				
06-06-0336	6	SW-02		No TICs Found				
06-06-0336	7	SW-04		Borane-methyl sulfide complex	13292-87-0	3.56	6.70	6.7
06-06-0336	8	SW-03		No TICs Found				
06-06-0336	9	SW-102		Pentadecane	629-62-9	19.07	11.80	11.8

Q Qualifier
RT Retention Time

7440 Lincoln Way, Garden Grove, CA 92841-1432 • TEL: (714) 895-5494 • FAX: (714) 894-7501

Calscience Environmental Laboratories, Inc.

Analytical Report

Tetra Tech, Inc.
348 West Hospitality Lane, Ste 100
San Bernardino, CA 92408-3216

Date Received: 06/06/06
Work Order No: 06-06-0336

Project: Beaumont Site 1 / 18086-02

Client Sample Number	Lab Sample Number	Date Collected	Matrix
LSW-June 06	**06-06-0336-2**	**06/05/06**	**Aqueous**

Comment(s): (1) Results were evaluated to the MDL, concentrations >= to the MDL but < RL, if found, are qualified with a "J" flag.

Parameter	Result	RL	MDL	DF	Qual	Units	Date Prepared	Date Analyzed	Method
Perchlorate (1)	ND	2.0	0.43	1		ug/L	N/A	06/13/06	EPA 314.0

Client Sample Number	Lab Sample Number	Date Collected	Matrix
SW-07	**06-06-0336-3**	**06/05/06**	**Aqueous**

Comment(s): (1) Results were evaluated to the MDL, concentrations >= to the MDL but < RL, if found, are qualified with a "J" flag.

Parameter	Result	RL	MDL	DF	Qual	Units	Date Prepared	Date Analyzed	Method
Perchlorate (1)	ND	2.0	0.43	1		ug/L	N/A	06/13/06	EPA 314.0

Client Sample Number	Lab Sample Number	Date Collected	Matrix
SW-06	**06-06-0336-4**	**06/05/06**	**Aqueous**

Comment(s): (1) Results were evaluated to the MDL, concentrations >= to the MDL but < RL, if found, are qualified with a "J" flag.

Parameter	Result	RL	MDL	DF	Qual	Units	Date Prepared	Date Analyzed	Method
Perchlorate (1)	ND	2.0	0.43	1		ug/L	N/A	06/13/06	EPA 314.0

Client Sample Number	Lab Sample Number	Date Collected	Matrix
FSW-June 06	**06-06-0336-5**	**06/05/06**	**Aqueous**

Comment(s): (1) Results were evaluated to the MDL, concentrations >= to the MDL but < RL, if found, are qualified with a "J" flag.

Parameter	Result	RL	MDL	DF	Qual	Units	Date Prepared	Date Analyzed	Method
Perchlorate (1)	ND	2.0	0.43	1		ug/L	N/A	06/13/06	EPA 314.0

Client Sample Number	Lab Sample Number	Date Collected	Matrix
SW-02	**06-06-0336-6**	**06/05/06**	**Aqueous**

Parameter	Result	RL	MDL	DF	Qual	Units	Date Prepared	Date Analyzed	Method
Perchlorate	52	2	0.43	1		ug/L	N/A	06/13/06	EPA 314.0

Client Sample Number	Lab Sample Number	Date Collected	Matrix
SW-04	**06-06-0336-7**	**06/05/06**	**Aqueous**

Parameter	Result	RL	MDL	DF	Qual	Units	Date Prepared	Date Analyzed	Method
Perchlorate	47	2	0.43	1		ug/L	N/A	06/13/06	EPA 314.0

RL - Reporting Limit , DF - Dilution Factor , Qual - Qualifiers

Calscience Environmental Laboratories, Inc.

Analytical Report

Tetra Tech, Inc.
348 West Hospitality Lane, Ste 100
San Bernardino, CA 92408-3216

Date Received: 06/06/06
Work Order No: 06-06-0336

Project: Beaumont Site 1 / 18086-02

Client Sample Number	Lab Sample Number	Date Collected	Matrix
SW-03	**06-06-0336-8**	**06/05/06**	**Aqueous**

Parameter	Result	RL	MDL	DF	Qual	Units	Date Prepared	Date Analyzed	Method
Perchlorate	80	10	2.2	5		ug/L	N/A	06/13/06	EPA 314.0

Client Sample Number	Lab Sample Number	Date Collected	Matrix
SW-102	**06-06-0336-9**	**06/05/06**	**Aqueous**

Parameter	Result	RL	MDL	DF	Qual	Units	Date Prepared	Date Analyzed	Method
Perchlorate	25	2	0.43	1		ug/L	N/A	06/13/06	EPA 314.0

Client Sample Number	Lab Sample Number	Date Collected	Matrix
Method Blank		**N/A**	**Aqueous**

Comment(s): (1) Results were evaluated to the MDL, concentrations >= to the MDL but < RL, if found, are qualified with a "J" flag.

Parameter	Result	RL	MDL	DF	Qual	Units	Date Prepared	Date Analyzed	Method
Perchlorate (1)	ND	2.0	0.43	1		ug/L	N/A	06/12/06	EPA 314.0

RL - Reporting Limit , DF - Dilution Factor , Qual - Qualifiers

Calscience Environmental Laboratories, Inc.

Quality Control - Spike/Spike Duplicate

Tetra Tech, Inc.
348 West Hospitality Lane, Ste 100
San Bernardino, CA 92408-3216

Date Received: 06/06/06
Work Order No: 06-06-0336
Preparation: EPA 3520B
Method: EPA 8270C(M) Isotope Dilution

Project Beaumont Site 1 / 18086-02

Quality Control Sample ID	Matrix	Instrument	Date Prepared	Date Analyzed	MS/MSD Batch Number
SW-07	**Aqueous**	**GC/MS J**	**06/13/06**	**06/16/06**	**060613S06D**

Parameter	MS %REC	MSD %REC	%REC CL	RPD	RPD CL	Qualifiers
1,4-Dioxane	107	108	50-130	1	0-20	

RPD - Relative Percent Difference , CL - Control Limit

Calscience Environmental Laboratories, Inc.

Quality Control - Spike/Spike Duplicate

Tetra Tech, Inc.
348 West Hospitality Lane, Ste 100
San Bernardino, CA 92408-3216

Date Received: 06/06/06
Work Order No: 06-06-0336
Preparation: EPA 5030B
Method: EPA 8260B

Project Beaumont Site 1 / 18086-02

Quality Control Sample ID	Matrix	Instrument	Date Prepared	Date Analyzed	MS/MSD Batch Number
SW-07	**Aqueous**	**GC/MS T**	**06/08/06**	**06/08/06**	**060608S01**

Parameter	MS %REC	MSD %REC	%REC CL	RPD	RPD CL	Qualifiers
Benzene	99	98	88-118	2	0-7	
Carbon Tetrachloride	120	117	67-145	3	0-11	
Chlorobenzene	106	103	88-118	2	0-7	
1,2-Dichlorobenzene	105	105	86-116	1	0-8	
1,1-Dichloroethene	98	94	70-130	5	0-25	
Toluene	104	101	87-123	3	0-8	
Trichloroethene	102	99	79-127	4	0-10	
Vinyl Chloride	81	83	69-129	3	0-13	
Methyl-t-Butyl Ether (MTBE)	97	96	71-131	0	0-13	
Tert-Butyl Alcohol (TBA)	145	139	36-168	5	0-45	
Diisopropyl Ether (DIPE)	96	95	81-123	2	0-9	
Ethyl-t-Butyl Ether (ETBE)	96	95	72-126	1	0-12	
Tert-Amyl-Methyl Ether (TAME)	102	100	72-126	2	0-12	
Ethanol	79	100	53-149	23	0-31	

RPD - Relative Percent Difference , CL - Control Limit

Calscience Environmental Laboratories, Inc.

Quality Control - Spike/Spike Duplicate

Tetra Tech, Inc.
348 West Hospitality Lane, Ste 100
San Bernardino, CA 92408-3216

Date Received: N/A
Work Order No: 06-06-0336

Project: Beaumont Site 1 / 18086-02

Matrix: Aqueous

Parameter	Method	Quality Control Sample ID	Date Analyzed	Date Extracted	MS% REC	MSD % REC	%REC CL	RPD	RPD CL	Qualifiers
Perchlorate	EPA 314.0	SW-07	06/13/06	N/A	102	102	80-120	0	0-15	

RPD - Relative Percent Difference , CL - Control Limit

Calscience Environmental Laboratories, Inc.

Quality Control - LCS/LCS Duplicate

Tetra Tech, Inc.
348 West Hospitality Lane, Ste 100
San Bernardino, CA 92408-3216

Date Received: N/A
Work Order No: 06-06-0336
Preparation: EPA 3520B
Method: EPA 8270C(M) Isotope Dilution

Project: Beaumont Site 1 / 18086-02

Quality Control Sample ID	Matrix	Instrument	Date Prepared	Date Analyzed	LCS/LCSD Batch Number
099-09-004-588	**Aqueous**	**GC/MS J**	**06/13/06**	**06/16/06**	**060613L06D**

Parameter	LCS %REC	LCSD %REC	%REC CL	RPD	RPD CL	Qualifiers
1,4-Dioxane	107	119	50-130	11	0-20	

RPD - Relative Percent Difference , CL - Control Limit

Calscience Environmental Laboratories, Inc.

Quality Control - LCS/LCS Duplicate

Tetra Tech, Inc.		Date Received:	N/A
348 West Hospitality Lane, Ste 100		Work Order No:	06-06-0336
San Bernardino, CA 92408-3216		Preparation:	EPA 5030B
		Method:	EPA 8260B

Project: Beaumont Site 1 / 18086-02

Quality Control Sample ID	Matrix	Instrument	Date Prepared	Date Analyzed	LCS/LCSD Batch Number
099-10-006-18,197	**Aqueous**	**GC/MS T**	**06/08/06**	**06/08/06**	**060608L01**

Parameter	LCS %REC	LCSD %REC	%REC CL	RPD	RPD CL	Qualifiers
Benzene	99	101	84-120	2	0-8	
Carbon Tetrachloride	120	123	63-147	2	0-10	
Chlorobenzene	104	105	89-119	1	0-7	
1,2-Dichlorobenzene	106	108	89-119	2	0-9	
1,1-Dichloroethene	99	103	77-125	4	0-16	
Toluene	103	105	83-125	2	0-9	
Trichloroethene	101	103	89-119	3	0-8	
Vinyl Chloride	84	88	63-135	5	0-13	
Methyl-t-Butyl Ether (MTBE)	96	103	82-118	7	0-13	
Tert-Butyl Alcohol (TBA)	104	112	46-154	7	0-32	
Diisopropyl Ether (DIPE)	97	101	81-123	4	0-11	
Ethyl-t-Butyl Ether (ETBE)	96	102	74-122	6	0-12	
Tert-Amyl-Methyl Ether (TAME)	101	105	76-124	4	0-10	
Ethanol	95	103	60-138	8	0-32	

RPD - Relative Percent Difference , CL - Control Limit

Calscience Environmental Laboratories, Inc.

Quality Control - LCS/LCS Duplicate

ACCREDITED IN ACCORDANCE WITH nelac

Tetra Tech, Inc.
348 West Hospitality Lane, Ste 100
San Bernardino, CA 92408-3216

Date Received: N/A
Work Order No: 06-06-0336

Project: Beaumont Site 1 / 18086-02

Matrix: Aqueous

Parameter	Method	Quality Control Sample ID	Date Extracted	Date Analyzed	LCS % REC	LCSD % REC	%REC CL	RPD	RPD CL	Qual
Perchlorate	EPA 314.0	099-05-203-414	N/A	06/12/06	99	98	85-115	0	0-15	

RPD - Relative Percent Difference , CL - Control Limit

Calscience Environmental Laboratories, Inc.

Glossary of Terms and Qualifiers

Work Order Number: 06-06-0336

Qualifier	Definition
*	See applicable analysis comment.
1	Surrogate compound recovery was out of control due to a required sample dilution, therefore, the sample data was reported without further clarification.
2	Surrogate compound recovery was out of control due to matrix interference. The associated method blank surrogate spike compound was in control and, therefore, the sample data was reported without further clarification.
3	Recovery of the Matrix Spike or Matrix Spike Duplicate compound was out of control due to matrix interference. The associated LCS and/or LCSD was in control and, therefore, the sample data was reported without further clarification.
4	The MS/MSD RPD was out of control due to matrix interference. The LCS/LCSD RPD was in control and, therefore, the sample data was reported without further clarification.
5	The PDS/PDSD associated with this batch of samples was out of control due to a matrix interference effect. The associated batch LCS/LCSD was in control and, hence, the associated sample data was reported with no further corrective action required.
A	Result is the average of all dilutions, as defined by the method.
B	Analyte was present in the associated method blank.
C	Analyte presence was not confirmed on primary column.
E	Concentration exceeds the calibration range.
H	Sample received and/or analyzed past the recommended holding time.
J	Analyte was detected at a concentration below the reporting limit and above the laboratory method detection limit. Reported value is estimated.
N	Nontarget Analyte.
ND	Parameter not detected at the indicated reporting limit.
Q	Spike recovery and RPD control limits do not apply resulting from the parameter concentration in the sample exceeding the spike concentration by a factor of four or greater.
U	Undetected at the laboratory method detection limit.
X	% Recovery and/or RPD out-of-range.
Z	Analyte presence was not confirmed by second column or GC/MS analysis.

TETRA TECH, INC.
348 W. Hospitality Lane, Suite 100
San Bernardino, California 92408
Telephone: (909) 381-1674
FAX: (909) 889-1391

SHIP TO: Cal Science

CHAIN OF CUSTODY RECORD

0336

DATE 6/5/06 PAGE 1 OF 1

CLIENT: LMC
PROJECT NAME: Barnett Site
PROJECT MANAGER: Brenda Meyer
TC #: 18086-02
SAMPLERS (Signatures)

PARAMETERS

LINE ITEM	SAMPLE NO.	DATE	TIME	8260 VOC, TIC Search	Perchlorate by 314.1	1,4-Dioxane 8270 (LIMS)	FILTERED/UNFILTERED	MATRIX TYPE	CONTAINER TYPE	NUMBER OF CONTAINERS	PRESERVATIVE
1.	LTB-060506	6/5/06	700	X			U	W	G	2	HCl
2.	LSW-June06		813	X	X	X			G/P	5	HCl
3.	SW-07		855	X	X	X			G/P	15	$Na_2S_2O_3$
4.	SW-06		945	X	X	X			G/P	5	ms/msD
5.	FSW-June06		1015	X	X	X			G/P	5	
6.	SW-02		1045	X	X	X			G/P	5	
7.	SW-04		1115	X	X	X			G/P	5	
8.	SW-03		1130	X	X	X			G/P	5	
9.	SW-102	↓	1145	X	X	X	↓	↓	G/P	5	↓
10.											

TURN-AROUND TIME: Standard

OBSERVATIONS/COMMENTS: all data should be reported to the MDL

FILTERING: ☐ FILTERED ☐ UNFILTERED

MATRIX TYPE: S - Soil; M - Sediment; W - Water

CONTAINER TYPE: G - Glass Bottle/Jar; SB - Brass Sleeve; SS - Stainless Steel Sleeve; P - Plastic Bottle/Jar

PRESERVATIVES: (Water Only) HCL; NaOH; NR (None required); H_2SO_4

RELINQUISHED BY: Christopher Palm	SIGNATURE	TETRA TECH, INC.	DATE 6/6/06	TIME 1645	TOTAL NUMBER OF CONTAINERS ON THIS CHAIN OF CUSTODY: 52
RECEIVED BY: Keith B Boyer	SIGNATURE	COMPANY Cal Science	DATE 06/06/06	TIME 1648	METHOD OF SHIPMENT/SHIPMENT NO. Courier
RELINQUISHED BY: Keith B Boyer	SIGNATURE	COMPANY Cal Science	DATE 06/06/06	TIME 1806	Special Shipping/Handling/Storage Requirements:
RECEIVED BY: Shen Lama	SIGNATURE	COMPANY TT	DATE 6-6-06	TIME 1806	

DISTRIBUTION: White and Pink = Tetra Tech, Inc. Canary = Laboratory

X:\GIS\ATT-MISC\COCR.CDR

Calscience Environmental Laboratories, Inc.

WORK ORDER #: 06 - 06 - 0336

Cooler 1 of 1

SAMPLE RECEIPT FORM

CLIENT: Tetra Tech DATE: 6-6-06

TEMPERATURE – SAMPLES RECEIVED BY:

CALSCIENCE COURIER:

_____ Chilled, cooler with temperature blank provided.
_____ Chilled, cooler without temperature blank.
✓ Chilled and placed in cooler with wet ice.
_____ Ambient and placed in cooler with wet ice.
_____ Ambient temperature.

3.2 °C Temperature blank.

LABORATORY (Other than Calscience Courier):

_____ °C Temperature blank.
_____ °C IR thermometer.
_____ Ambient temperature.

Initial: BB

CUSTODY SEAL INTACT:

Sample(s): _____ Cooler: _____ No (Not Intact) : _____ Not Applicable (N/A): ✓

Initial: BB

SAMPLE CONDITION:

	Yes	No	N/A
Chain-Of-Custody document(s) received with samples	✓		
Sampler's name indicated on COC	✓		
Sample container label(s) consistent with custody papers	✓		
Sample container(s) intact and good condition	✓		
Correct containers and volume for analyses requested	✓		
Proper preservation noted on sample label(s)	✓		
VOA vial(s) free of headspace.	✓		
Tedlar bag(s) free of condensation			✓

Initial: BB

COMMENTS:

Calscience
Environmental
Laboratories, Inc.

June 20, 2006

Brenda Meyer
Tetra Tech, Inc.
348 West Hospitality Lane, Ste 100
San Bernardino, CA 92408-3216

Subject: **Calscience Work Order No.: 06-06-0335**
Client Reference: Beaumont Site 1 / 18086-02

Dear Client:

Enclosed is an analytical report for the above-referenced project. The samples included in this report were received 6/6/2006 and analyzed in accordance with the attached chain-of-custody.

Unless otherwise noted, all analytical testing was accomplished in accordance with the guidelines established in our Quality Systems Manual, applicable standard operating procedures, and other related documentation. The original report of any subcontracted analysis is provided herein, and follows the standard Calscience data package. The results in this analytical report are limited to the samples tested and any reproduction thereof must be made in its entirety.

If you have any questions regarding this report, please do not hesitate to contact the undersigned.

Sincerely,

Calscience Environmental
Laboratories, Inc.
Jason Torres
Project Manager

Case Narrative for 06-06-0335

Notes

The following samples could not be analyzed within the recommended holding time for Hexavalent Chromium due to instrumentation problems that occurred on June 6, 2006:

MW-67
MW-15
MW-18

The above samples were re-sampled and submitted on June 12, 2006 under Calscience Work Order No. 06-06-0766.

7440 Lincoln Way, Garden Grove, CA 92841-1427 • TEL:(714) 895-5494 • FAX:(714) 894-7501

Calscience Environmental Laboratories, Inc.

Analytical Report

Tetra Tech, Inc.
348 West Hospitality Lane, Ste 100
San Bernardino, CA 92408-3216

Date Received:	06/06/06
Work Order No:	06-06-0335
Preparation:	EPA 3005A Filt.
Method:	EPA 6010B
Units:	mg/L

Project: Beaumont Site 1 / 18086-02

Client Sample Number	Lab Sample Number	Date Collected	Matrix	Date Prepared	Date Analyzed	QC Batch ID
MW-67	**06-06-0335-2**	**06/06/06**	**Aqueous**	**06/07/06**	**06/08/06**	**060607L06**

Comment(s): -Results were evaluated to the MDL, concentrations >= to the MDL but < RL, if found, are qualified with a "J" flag.

Parameter	Result	RL	MDL	DF	Qual	Parameter	Result	RL	MDL	DF	Qual
Arsenic	0.00324	0.0100	0.00308	1	J,B	Cadmium	ND	0.00500	0.000350	1	
Beryllium	ND	0.00100	0.000176	1		Lead	ND	0.0100	0.00236	1	

Client Sample Number	Lab Sample Number	Date Collected	Matrix	Date Prepared	Date Analyzed	QC Batch ID
MW-15	**06-06-0335-3**	**06/06/06**	**Aqueous**	**06/07/06**	**06/08/06**	**060607L06**

Comment(s): -Results were evaluated to the MDL, concentrations >= to the MDL but < RL, if found, are qualified with a "J" flag.

Parameter	Result	RL	MDL	DF	Qual	Parameter	Result	RL	MDL	DF	Qual
Arsenic	ND	0.0100	0.00308	1		Cadmium	ND	0.00500	0.000350	1	
Beryllium	ND	0.00100	0.000176	1		Lead	ND	0.0100	0.00236	1	

Client Sample Number	Lab Sample Number	Date Collected	Matrix	Date Prepared	Date Analyzed	QC Batch ID
MW-18	**06-06-0335-4**	**06/06/06**	**Aqueous**	**06/07/06**	**06/08/06**	**060607L06**

Comment(s): -Results were evaluated to the MDL, concentrations >= to the MDL but < RL, if found, are qualified with a "J" flag.

Parameter	Result	RL	MDL	DF	Qual	Parameter	Result	RL	MDL	DF	Qual
Arsenic	ND	0.0100	0.00308	1		Cadmium	ND	0.00500	0.000350	1	
Beryllium	ND	0.00100	0.000176	1		Lead	ND	0.0100	0.00236	1	

Client Sample Number	Lab Sample Number	Date Collected	Matrix	Date Prepared	Date Analyzed	QC Batch ID
MW-45	**06-06-0335-5**	**06/06/06**	**Aqueous**	**06/07/06**	**06/08/06**	**060607L06**

Comment(s): -Results were evaluated to the MDL, concentrations >= to the MDL but < RL, if found, are qualified with a "J" flag.

Parameter	Result	RL	MDL	DF	Qual	Parameter	Result	RL	MDL	DF	Qual
Arsenic	ND	0.0100	0.00308	1		Cadmium	ND	0.00500	0.000350	1	
Beryllium	ND	0.00100	0.000176	1		Lead	ND	0.0100	0.00236	1	

Client Sample Number	Lab Sample Number	Date Collected	Matrix	Date Prepared	Date Analyzed	QC Batch ID
MW-43	**06-06-0335-6**	**06/06/06**	**Aqueous**	**06/07/06**	**06/08/06**	**060607L06**

Comment(s): -Results were evaluated to the MDL, concentrations >= to the MDL but < RL, if found, are qualified with a "J" flag.

Parameter	Result	RL	MDL	DF	Qual	Parameter	Result	RL	MDL	DF	Qual
Arsenic	ND	0.0100	0.00308	1		Cadmium	ND	0.00500	0.000350	1	
Beryllium	ND	0.00100	0.000176	1		Lead	ND	0.0100	0.00236	1	

RL - Reporting Limit , DF - Dilution Factor , Qual - Qualifiers

Calscience Environmental Laboratories, Inc.

Analytical Report

Tetra Tech, Inc.
348 West Hospitality Lane, Ste 100
San Bernardino, CA 92408-3216

Date Received:	06/06/06
Work Order No:	06-06-0335
Preparation:	EPA 3010A Total
Method:	EPA 6010B
Units:	mg/L

Project: Beaumont Site 1 / 18086-02

Client Sample Number	Lab Sample Number	Date Collected	Matrix	Date Prepared	Date Analyzed	QC Batch ID
MW-67	**06-06-0335-2**	**06/06/06**	**Aqueous**	**06/07/06**	**06/08/06**	**060607L06**

Comment(s): -Results were evaluated to the MDL, concentrations >= to the MDL but < RL, if found, are qualified with a "J" flag.

Parameter	Result	RL	MDL	DF	Qual	Parameter	Result	RL	MDL	DF	Qual
Arsenic	0.00424	0.0100	0.00308	1	J,B	Cadmium	ND	0.00500	0.000350	1	
Beryllium	ND	0.00100	0.000176	1		Lead	0.00366	0.0100	0.00236	1	J

Client Sample Number	Lab Sample Number	Date Collected	Matrix	Date Prepared	Date Analyzed	QC Batch ID
MW-15	**06-06-0335-3**	**06/06/06**	**Aqueous**	**06/07/06**	**06/08/06**	**060607L06**

Comment(s): -Results were evaluated to the MDL, concentrations >= to the MDL but < RL, if found, are qualified with a "J" flag.

Parameter	Result	RL	MDL	DF	Qual	Parameter	Result	RL	MDL	DF	Qual
Arsenic	ND	0.0100	0.00308	1		Cadmium	ND	0.00500	0.000350	1	
Beryllium	ND	0.00100	0.000176	1		Lead	ND	0.0100	0.00236	1	

Client Sample Number	Lab Sample Number	Date Collected	Matrix	Date Prepared	Date Analyzed	QC Batch ID
MW-18	**06-06-0335-4**	**06/06/06**	**Aqueous**	**06/07/06**	**06/08/06**	**060607L06**

Comment(s): -Results were evaluated to the MDL, concentrations >= to the MDL but < RL, if found, are qualified with a "J" flag.

Parameter	Result	RL	MDL	DF	Qual	Parameter	Result	RL	MDL	DF	Qual
Arsenic	ND	0.0100	0.00308	1		Cadmium	ND	0.00500	0.000350	1	
Beryllium	ND	0.00100	0.000176	1		Lead	ND	0.0100	0.00236	1	

Client Sample Number	Lab Sample Number	Date Collected	Matrix	Date Prepared	Date Analyzed	QC Batch ID
MW-45	**06-06-0335-5**	**06/06/06**	**Aqueous**	**06/07/06**	**06/08/06**	**060607L06**

Comment(s): -Results were evaluated to the MDL, concentrations >= to the MDL but < RL, if found, are qualified with a "J" flag.

Parameter	Result	RL	MDL	DF	Qual	Parameter	Result	RL	MDL	DF	Qual
Arsenic	ND	0.0100	0.00308	1		Cadmium	ND	0.00500	0.000350	1	
Beryllium	ND	0.00100	0.000176	1		Lead	ND	0.0100	0.00236	1	

Client Sample Number	Lab Sample Number	Date Collected	Matrix	Date Prepared	Date Analyzed	QC Batch ID
MW-43	**06-06-0335-6**	**06/06/06**	**Aqueous**	**06/07/06**	**06/08/06**	**060607L06**

Comment(s): -Results were evaluated to the MDL, concentrations >= to the MDL but < RL, if found, are qualified with a "J" flag.

Parameter	Result	RL	MDL	DF	Qual	Parameter	Result	RL	MDL	DF	Qual
Arsenic	ND	0.0100	0.00308	1		Cadmium	ND	0.00500	0.000350	1	
Beryllium	ND	0.00100	0.000176	1		Lead	ND	0.0100	0.00236	1	

Client Sample Number	Lab Sample Number	Date Collected	Matrix	Date Prepared	Date Analyzed	QC Batch ID
Method Blank	**097-01-003-6,181**	**N/A**	**Aqueous**	**06/07/06**	**06/08/06**	**060607L06**

Comment(s): -Results were evaluated to the MDL, concentrations >= to the MDL but < RL, if found, are qualified with a "J" flag.

Parameter	Result	RL	MDL	DF	Qual	Parameter	Result	RL	MDL	DF	Qual
Arsenic	0.00483	0.0100	0.00308	1	J	Cadmium	ND	0.00500	0.000350	1	
Beryllium	ND	0.00100	0.000176	1		Lead	ND	0.0100	0.00236	1	

RL - Reporting Limit , DF - Dilution Factor , Qual - Qualifiers

Calscience Environmental Laboratories, Inc.

Analytical Report

Tetra Tech, Inc.		Date Received:	06/06/06
348 West Hospitality Lane, Ste 100		Work Order No:	06-06-0335
San Bernardino, CA 92408-3216		Preparation:	EPA 3520B
		Method:	EPA 8270C(M) Isotope Dilution

Project: Beaumont Site 1 / 18086-02

Client Sample Number	Lab Sample Number	Date Collected	Matrix	Date Prepared	Date Analyzed	QC Batch ID
MW-67	**06-06-0335-2**	**06/06/06**	**Aqueous**	**06/12/06**	**06/16/06**	**060612L04**

Comment(s): -Results were evaluated to the MDL, concentrations >= to the MDL but < RL, if found, are qualified with a "J" flag.

Parameter	Result	RL	MDL	DF	Qual	Units
1,4-Dioxane	ND	2.0	0.40	1		ug/L
Surrogates:	REC (%)	Control Limits			Qual	
Nitrobenzene-d5	107	56-123				

MW-15	**06-06-0335-3**	**06/06/06**	**Aqueous**	**06/12/06**	**06/16/06**	**060612L04**

Parameter	Result	RL	MDL	DF	Qual	Units
1,4-Dioxane	7.9	2.0	0.40	1		ug/L
Surrogates:	REC (%)	Control Limits			Qual	
Nitrobenzene-d5	104	56-123				

MW-18	**06-06-0335-4**	**06/06/06**	**Aqueous**	**06/12/06**	**06/16/06**	**060612L04**

Parameter	Result	RL	MDL	DF	Qual	Units
1,4-Dioxane	4.7	2.0	0.40	1		ug/L
Surrogates:	REC (%)	Control Limits			Qual	
Nitrobenzene-d5	102	56-123				

MW-45	**06-06-0335-5**	**06/06/06**	**Aqueous**	**06/12/06**	**06/16/06**	**060612L04**

Parameter	Result	RL	MDL	DF	Qual	Units
1,4-Dioxane	10	2	0.40	1		ug/L
Surrogates:	REC (%)	Control Limits			Qual	
Nitrobenzene-d5	98	56-123				

MW-43	**06-06-0335-6**	**06/06/06**	**Aqueous**	**06/12/06**	**06/16/06**	**060612L04**

Parameter	Result	RL	MDL	DF	Qual	Units
1,4-Dioxane	11	2	0.40	1		ug/L
Surrogates:	REC (%)	Control Limits			Qual	
Nitrobenzene-d5	105	56-123				

RL - Reporting Limit , DF - Dilution Factor , Qual - Qualifiers

Calscience Environmental Laboratories, Inc.

Analytical Report

Tetra Tech, Inc.		Date Received:	06/06/06
348 West Hospitality Lane, Ste 100		Work Order No:	06-06-0335
San Bernardino, CA 92408-3216		Preparation:	EPA 3520B
		Method:	EPA 8270C(M) Isotope Dilution

Project: Beaumont Site 1 / 18086-02

Client Sample Number	Lab Sample Number	Date Collected	Matrix	Date Prepared	Date Analyzed	QC Batch ID
Method Blank	**099-09-004-585**	**N/A**	**Aqueous**	**06/12/06**	**06/14/06**	**060612L04**

Comment(s): -Results were evaluated to the MDL, concentrations >= to the MDL but < RL, if found, are qualified with a "J" flag.

Parameter	Result	RL	MDL	DF	Qual	Units
1,4-Dioxane	ND	2.0	0.40	1		ug/L

Surrogates:	REC (%)	Control Limits	Qual
Nitrobenzene-d5	79	56-123	

RL - Reporting Limit , DF - Dilution Factor , Qual - Qualifiers

Calscience Environmental Laboratories, Inc.

Analytical Report

Tetra Tech, Inc.		Date Received:	06/06/06
348 West Hospitality Lane, Ste 100		Work Order No:	06-06-0335
San Bernardino, CA 92408-3216		Preparation:	EPA 3520B
		Method:	EPA 1625CM

Project: Beaumont Site 1 / 18086-02

Client Sample Number	Lab Sample Number	Date Collected	Matrix	Date Prepared	Date Analyzed	QC Batch ID
MW-67	**06-06-0335-2**	**06/06/06**	**Aqueous**	**06/12/06**	**06/17/06**	**060612L13**

Comment(s): -Results were evaluated to the MDL, concentrations >= to the MDL but < RL, if found, are qualified with a "J" flag.

Parameter	Result	RL	MDL	DF	Qual	Units
N-Nitrosodimethylamine	ND	2.0	0.48	1		ng/L
Surrogates:	REC (%)	Control Limits			Qual	
1,4-Dichlorobenzene-d4	116	50-130				

Client Sample Number	Lab Sample Number	Date Collected	Matrix	Date Prepared	Date Analyzed	QC Batch ID
MW-15	**06-06-0335-3**	**06/06/06**	**Aqueous**	**06/12/06**	**06/17/06**	**060612L13**

Comment(s): -Results were evaluated to the MDL, concentrations >= to the MDL but < RL, if found, are qualified with a "J" flag.

Parameter	Result	RL	MDL	DF	Qual	Units
N-Nitrosodimethylamine	ND	2.0	0.48	1		ng/L
Surrogates:	REC (%)	Control Limits			Qual	
1,4-Dichlorobenzene-d4	120	50-130				

Client Sample Number	Lab Sample Number	Date Collected	Matrix	Date Prepared	Date Analyzed	QC Batch ID
MW-18	**06-06-0335-4**	**06/06/06**	**Aqueous**	**06/12/06**	**06/17/06**	**060612L13**

Comment(s): -Results were evaluated to the MDL, concentrations >= to the MDL but < RL, if found, are qualified with a "J" flag.

Parameter	Result	RL	MDL	DF	Qual	Units
N-Nitrosodimethylamine	ND	2.0	0.48	1		ng/L
Surrogates:	REC (%)	Control Limits			Qual	
1,4-Dichlorobenzene-d4	108	50-130				

Client Sample Number	Lab Sample Number	Date Collected	Matrix	Date Prepared	Date Analyzed	QC Batch ID
MW-45	**06-06-0335-5**	**06/06/06**	**Aqueous**	**06/12/06**	**06/17/06**	**060612L13**

Comment(s): -Results were evaluated to the MDL, concentrations >= to the MDL but < RL, if found, are qualified with a "J" flag.

Parameter	Result	RL	MDL	DF	Qual	Units
N-Nitrosodimethylamine	ND	2.0	0.48	1		ng/L
Surrogates:	REC (%)	Control Limits			Qual	
1,4-Dichlorobenzene-d4	121	50-130				

Client Sample Number	Lab Sample Number	Date Collected	Matrix	Date Prepared	Date Analyzed	QC Batch ID
MW-43	**06-06-0335-6**	**06/06/06**	**Aqueous**	**06/12/06**	**06/17/06**	**060612L13**

Comment(s): -Results were evaluated to the MDL, concentrations >= to the MDL but < RL, if found, are qualified with a "J" flag.

Parameter	Result	RL	MDL	DF	Qual	Units
N-Nitrosodimethylamine	ND	2.0	0.48	1		ng/L
Surrogates:	REC (%)	Control Limits			Qual	
1,4-Dichlorobenzene-d4	122	50-130				

RL - Reporting Limit , DF - Dilution Factor , Qual - Qualifiers

Calscience Environmental Laboratories, Inc.

Analytical Report

Tetra Tech, Inc.		Date Received:	06/06/06
348 West Hospitality Lane, Ste 100		Work Order No:	06-06-0335
San Bernardino, CA 92408-3216		Preparation:	EPA 3520B
		Method:	EPA 1625CM

Project: Beaumont Site 1 / 18086-02

Client Sample Number	Lab Sample Number	Date Collected	Matrix	Date Prepared	Date Analyzed	QC Batch ID
Method Blank	**099-07-027-248**	**N/A**	**Aqueous**	**06/12/06**	**06/17/06**	**060612L13**

Comment(s): -Results were evaluated to the MDL, concentrations >= to the MDL but < RL, if found, are qualified with a "J" flag.

Parameter	Result	RL	MDL	DF	Qual	Units
N-Nitrosodimethylamine	ND	2.0	0.48	1		ng/L

Surrogates:	REC (%)	Control Limits	Qual
1,4-Dichlorobenzene-d4	112	50-130	

RL - Reporting Limit , DF - Dilution Factor , Qual - Qualifiers

Calscience Environmental Laboratories, Inc.

Analytical Report

Tetra Tech, Inc.		Date Received:	06/06/06
348 West Hospitality Lane, Ste 100		Work Order No:	06-06-0335
San Bernardino, CA 92408-3216		Preparation:	Extraction
		Method:	EPA 8330

Project: Beaumont Site 1 / 18086-02

Client Sample Number	Lab Sample Number	Date Collected	Matrix	Date Prepared	Date Analyzed	QC Batch ID
MW-67	**06-06-0335-2**	**06/06/06**	**Aqueous**	**06/13/06**	**06/19/06**	**060613L02**

Comment(s): -Results were evaluated to the MDL, concentrations >= to the MDL but < RL, if found, are qualified with a "J" flag.

Parameter	Result	RL	MDL	DF	Qual	Units
RDX	ND	10	1.3	1		ug/L
Surrogates:	**REC (%)**	**Control Limits**			**Qual**	
1,2-Dinitrobenzene	83	40-160				

Client Sample Number	Lab Sample Number	Date Collected	Matrix	Date Prepared	Date Analyzed	QC Batch ID
MW-15	**06-06-0335-3**	**06/06/06**	**Aqueous**	**06/13/06**	**06/19/06**	**060613L02**

Comment(s): -Results were evaluated to the MDL, concentrations >= to the MDL but < RL, if found, are qualified with a "J" flag.

Parameter	Result	RL	MDL	DF	Qual	Units
RDX	ND	10	1.3	1		ug/L
Surrogates:	**REC (%)**	**Control Limits**			**Qual**	
1,2-Dinitrobenzene	89	40-160				

Client Sample Number	Lab Sample Number	Date Collected	Matrix	Date Prepared	Date Analyzed	QC Batch ID
MW-18	**06-06-0335-4**	**06/06/06**	**Aqueous**	**06/13/06**	**06/19/06**	**060613L02**

Comment(s): -Results were evaluated to the MDL, concentrations >= to the MDL but < RL, if found, are qualified with a "J" flag.

Parameter	Result	RL	MDL	DF	Qual	Units
RDX	ND	10	1.3	1		ug/L
Surrogates:	**REC (%)**	**Control Limits**			**Qual**	
1,2-Dinitrobenzene	87	40-160				

Client Sample Number	Lab Sample Number	Date Collected	Matrix	Date Prepared	Date Analyzed	QC Batch ID
MW-45	**06-06-0335-5**	**06/06/06**	**Aqueous**	**06/13/06**	**06/19/06**	**060613L02**

Comment(s): -Results were evaluated to the MDL, concentrations >= to the MDL but < RL, if found, are qualified with a "J" flag.

Parameter	Result	RL	MDL	DF	Qual	Units
RDX	ND	10	1.3	1		ug/L
Surrogates:	**REC (%)**	**Control Limits**			**Qual**	
1,2-Dinitrobenzene	74	40-160				

Client Sample Number	Lab Sample Number	Date Collected	Matrix	Date Prepared	Date Analyzed	QC Batch ID
MW-43	**06-06-0335-6**	**06/06/06**	**Aqueous**	**06/13/06**	**06/19/06**	**060613L02**

Comment(s): -Results were evaluated to the MDL, concentrations >= to the MDL but < RL, if found, are qualified with a "J" flag.

Parameter	Result	RL	MDL	DF	Qual	Units
RDX	ND	10	1.3	1		ug/L
Surrogates:	**REC (%)**	**Control Limits**			**Qual**	
1,2-Dinitrobenzene	87	40-160				

RL - Reporting Limit , DF - Dilution Factor , Qual - Qualifiers

Calscience Environmental Laboratories, Inc.

Analytical Report

Tetra Tech, Inc.
348 West Hospitality Lane, Ste 100
San Bernardino, CA 92408-3216

Date Received:	06/06/06
Work Order No:	06-06-0335
Preparation:	Extraction
Method:	EPA 8330

Project: Beaumont Site 1 / 18086-02

Client Sample Number	Lab Sample Number	Date Collected	Matrix	Date Prepared	Date Analyzed	QC Batch ID
Method Blank	**099-10-032-35**	**N/A**	**Aqueous**	**06/13/06**	**06/19/06**	**060613L02**

Comment(s): -Results were evaluated to the MDL, concentrations >= to the MDL but < RL, if found, are qualified with a "J" flag.

Parameter	Result	RL	MDL	DF	Qual	Units
RDX	ND	10	1.3	1		ug/L

Surrogates:	REC (%)	Control Limits	Qual
1,2-Dinitrobenzene	84	40-160	

RL - Reporting Limit , DF - Dilution Factor , Qual - Qualifiers

Calscience Environmental Laboratories, Inc.

Analytical Report

Tetra Tech, Inc.	Date Received:	06/06/06
348 West Hospitality Lane, Ste 100	Work Order No:	06-06-0335
San Bernardino, CA 92408-3216	Preparation:	EPA 5030B
	Method:	EPA 8260B
	Units:	ug/L
Project: Beaumont Site 1 / 18086-02		Page 1 of 8

Client Sample Number	Lab Sample Number	Date Collected	Matrix	Date Prepared	Date Analyzed	QC Batch ID
LTB-060606	**06-06-0335-1**	**06/06/06**	**Aqueous**	**06/07/06**	**06/07/06**	**060607L01**

Comment(s): -Results were evaluated to the MDL, concentrations >= to the MDL but < RL, if found, are qualified with a "J" flag.

Parameter	Result	RL	MDL	DF	Qual	Parameter	Result	RL	MDL	DF	Qual
Acetone	ND	10	6.1	1		1,3-Dichloropropane	ND	1.0	0.30	1	
Benzene	ND	0.50	0.26	1		2,2-Dichloropropane	ND	1.0	0.40	1	
Bromobenzene	ND	1.0	0.47	1		1,1-Dichloropropene	ND	1.0	0.21	1	
Bromochloromethane	ND	1.0	0.68	1		c-1,3-Dichloropropene	ND	0.50	0.45	1	
Bromodichloromethane	ND	1.0	0.27	1		t-1,3-Dichloropropene	ND	0.50	0.31	1	
Bromoform	ND	1.0	0.62	1		Ethylbenzene	ND	1.0	0.17	1	
Bromomethane	ND	10	2.9	1		2-Hexanone	ND	10	1.9	1	
2-Butanone	ND	10	4.2	1		Isopropylbenzene	ND	1.0	0.24	1	
n-Butylbenzene	ND	1.0	0.29	1		p-Isopropyltoluene	ND	1.0	0.21	1	
sec-Butylbenzene	ND	1.0	0.21	1		Methylene Chloride	5.2	10.0	2.6	1	J,B
tert-Butylbenzene	ND	1.0	0.17	1		4-Methyl-2-Pentanone	ND	10	2.4	1	
Carbon Disulfide	ND	10	1.0	1		Naphthalene	ND	10	0.95	1	
Carbon Tetrachloride	ND	0.50	0.42	1		n-Propylbenzene	ND	1.0	0.30	1	
Chlorobenzene	ND	1.0	0.36	1		Styrene	ND	1.0	0.29	1	
Chloroethane	ND	1.0	0.52	1		1,1,1,2-Tetrachloroethane	ND	1.0	0.37	1	
Chloroform	ND	1.0	0.22	1		1,1,2,2-Tetrachloroethane	ND	1.0	0.37	1	
Chloromethane	ND	10	1.8	1		Tetrachloroethene	ND	1.0	0.29	1	
2-Chlorotoluene	ND	1.0	0.24	1		Toluene	ND	1.0	0.35	1	
4-Chlorotoluene	ND	1.0	0.30	1		1,2,3-Trichlorobenzene	ND	1.0	0.39	1	
Dibromochloromethane	ND	1.0	0.45	1		1,2,4-Trichlorobenzene	ND	1.0	0.35	1	
1,2-Dibromo-3-Chloropropane	ND	5.0	2.5	1		1,1,1-Trichloroethane	ND	1.0	0.32	1	
1,2-Dibromoethane	ND	1.0	0.81	1		1,1,2-Trichloro-1,2,2-Trifluoroethane	ND	10	0.54	1	
Dibromomethane	ND	1.0	0.42	1		1,1,2-Trichloroethane	ND	1.0	0.54	1	
1,2-Dichlorobenzene	ND	1.0	0.24	1		Trichloroethene	ND	1.0	0.30	1	
1,3-Dichlorobenzene	ND	1.0	0.38	1		Trichlorofluoromethane	ND	10	0.36	1	
1,4-Dichlorobenzene	ND	1.0	0.30	1		1,2,3-Trichloropropane	ND	5.0	2.3	1	
Dichlorodifluoromethane	ND	1.0	0.27	1		1,2,4-Trimethylbenzene	ND	1.0	0.26	1	
1,1-Dichloroethane	ND	1.0	0.53	1		1,3,5-Trimethylbenzene	ND	1.0	0.19	1	
1,2-Dichloroethane	ND	0.50	0.22	1		Vinyl Acetate	ND	10	3.2	1	
1,1-Dichloroethene	ND	1.0	0.31	1		Vinyl Chloride	ND	0.50	0.33	1	
c-1,2-Dichloroethene	ND	1.0	0.35	1		p/m-Xylene	ND	1.0	0.38	1	
t-1,2-Dichloroethene	ND	1.0	0.29	1		o-Xylene	ND	1.0	0.21	1	
1,2-Dichloropropane	ND	1.0	0.28	1		Methyl-t-Butyl Ether (MTBE)	ND	1.0	0.29	1	

Surrogates:	REC (%)	Control Limits	Qual	Surrogates:	REC (%)	Control Limits	Qual
Dibromofluoromethane	121	74-140		1,2-Dichloroethane-d4	128	74-146	
Toluene-d8	104	88-112		1,4-Bromofluorobenzene	92	74-110	

RL - Reporting Limit , DF - Dilution Factor , Qual - Qualifiers

Calscience Environmental Laboratories, Inc.

Analytical Report

Tetra Tech, Inc.	Date Received:	06/06/06
348 West Hospitality Lane, Ste 100	Work Order No:	06-06-0335
San Bernardino, CA 92408-3216	Preparation:	EPA 5030B
	Method:	EPA 8260B
	Units:	ug/L
Project: Beaumont Site 1 / 18086-02		Page 2 of 8

Client Sample Number	Lab Sample Number	Date Collected	Matrix	Date Prepared	Date Analyzed	QC Batch ID
MW-67	**06-06-0335-2**	**06/06/06**	**Aqueous**	**06/08/06**	**06/08/06**	**060608L01**

Comment(s): -Results were evaluated to the MDL, concentrations >= to the MDL but < RL, if found, are qualified with a "J" flag.

Parameter	Result	RL	MDL	DF	Qual	Parameter	Result	RL	MDL	DF	Qual
Acetone	ND	10	6.1	1		1,3-Dichloropropane	ND	1.0	0.30	1	
Benzene	ND	0.50	0.26	1		2,2-Dichloropropane	ND	1.0	0.40	1	
Bromobenzene	ND	1.0	0.47	1		1,1-Dichloropropene	ND	1.0	0.21	1	
Bromochloromethane	ND	1.0	0.68	1		c-1,3-Dichloropropene	ND	0.50	0.45	1	
Bromodichloromethane	ND	1.0	0.27	1		t-1,3-Dichloropropene	ND	0.50	0.31	1	
Bromoform	ND	1.0	0.62	1		Ethylbenzene	ND	1.0	0.17	1	
Bromomethane	ND	10	2.9	1		2-Hexanone	ND	10	1.9	1	
2-Butanone	ND	10	4.2	1		Isopropylbenzene	ND	1.0	0.24	1	
n-Butylbenzene	ND	1.0	0.29	1		p-Isopropyltoluene	ND	1.0	0.21	1	
sec-Butylbenzene	ND	1.0	0.21	1		Methylene Chloride	25	10	2.6	1	B
tert-Butylbenzene	ND	1.0	0.17	1		4-Methyl-2-Pentanone	ND	10	2.4	1	
Carbon Disulfide	ND	10	1.0	1		Naphthalene	ND	10	0.95	1	
Carbon Tetrachloride	ND	0.50	0.42	1		n-Propylbenzene	ND	1.0	0.30	1	
Chlorobenzene	ND	1.0	0.36	1		Styrene	ND	1.0	0.29	1	
Chloroethane	ND	1.0	0.52	1		1,1,1,2-Tetrachloroethane	ND	1.0	0.37	1	
Chloroform	ND	1.0	0.22	1		1,1,2,2-Tetrachloroethane	ND	1.0	0.37	1	
Chloromethane	ND	10	1.8	1		Tetrachloroethene	ND	1.0	0.29	1	
2-Chlorotoluene	ND	1.0	0.24	1		Toluene	ND	1.0	0.35	1	
4-Chlorotoluene	ND	1.0	0.30	1		1,2,3-Trichlorobenzene	ND	1.0	0.39	1	
Dibromochloromethane	ND	1.0	0.45	1		1,2,4-Trichlorobenzene	ND	1.0	0.35	1	
1,2-Dibromo-3-Chloropropane	ND	5.0	2.5	1		1,1,1-Trichloroethane	ND	1.0	0.32	1	
1,2-Dibromoethane	ND	1.0	0.81	1		1,1,2-Trichloro-1,2,2-Trifluoroethane	ND	10	0.54	1	
Dibromomethane	ND	1.0	0.42	1		1,1,2-Trichloroethane	ND	1.0	0.54	1	
1,2-Dichlorobenzene	ND	1.0	0.24	1		Trichloroethene	ND	1.0	0.30	1	
1,3-Dichlorobenzene	ND	1.0	0.38	1		Trichlorofluoromethane	ND	10	0.36	1	
1,4-Dichlorobenzene	ND	1.0	0.30	1		1,2,3-Trichloropropane	ND	5.0	2.3	1	
Dichlorodifluoromethane	ND	1.0	0.27	1		1,2,4-Trimethylbenzene	ND	1.0	0.26	1	
1,1-Dichloroethane	ND	1.0	0.53	1		1,3,5-Trimethylbenzene	ND	1.0	0.19	1	
1,2-Dichloroethane	ND	0.50	0.22	1		Vinyl Acetate	ND	10	3.2	1	
1,1-Dichloroethene	ND	1.0	0.31	1		Vinyl Chloride	ND	0.50	0.33	1	
c-1,2-Dichloroethene	ND	1.0	0.35	1		p/m-Xylene	ND	1.0	0.38	1	
t-1,2-Dichloroethene	ND	1.0	0.29	1		o-Xylene	ND	1.0	0.21	1	
1,2-Dichloropropane	ND	1.0	0.28	1		Methyl-t-Butyl Ether (MTBE)	ND	1.0	0.29	1	

Surrogates:	REC (%)	Control Limits	Qual	Surrogates:	REC (%)	Control Limits	Qual
Dibromofluoromethane	110	74-140		1,2-Dichloroethane-d4	114	74-146	
Toluene-d8	102	88-112		1,4-Bromofluorobenzene	94	74-110	

RL - Reporting Limit , DF - Dilution Factor , Qual - Qualifiers

Calscience Environmental Laboratories, Inc.

Analytical Report

Tetra Tech, Inc.	Date Received:	06/06/06
348 West Hospitality Lane, Ste 100	Work Order No:	06-06-0335
San Bernardino, CA 92408-3216	Preparation:	EPA 5030B
	Method:	EPA 8260B
	Units:	ug/L
Project: Beaumont Site 1 / 18086-02		Page 3 of 8

Client Sample Number	Lab Sample Number	Date Collected	Matrix	Date Prepared	Date Analyzed	QC Batch ID
MW-15	**06-06-0335-3**	**06/06/06**	**Aqueous**	**06/08/06**	**06/08/06**	**060608L01**

Comment(s): -Results were evaluated to the MDL, concentrations >= to the MDL but < RL, if found, are qualified with a "J" flag.

Parameter	Result	RL	MDL	DF	Qual	Parameter	Result	RL	MDL	DF	Qual
Acetone	8.8	10.0	6.1	1	J	1,3-Dichloropropane	ND	1.0	0.30	1	
Benzene	ND	0.50	0.26	1		2,2-Dichloropropane	ND	1.0	0.40	1	
Bromobenzene	ND	1.0	0.47	1		1,1-Dichloropropene	ND	1.0	0.21	1	
Bromochloromethane	ND	1.0	0.68	1		c-1,3-Dichloropropene	ND	0.50	0.45	1	
Bromodichloromethane	ND	1.0	0.27	1		t-1,3-Dichloropropene	ND	0.50	0.31	1	
Bromoform	ND	1.0	0.62	1		Ethylbenzene	ND	1.0	0.17	1	
Bromomethane	ND	10	2.9	1		2-Hexanone	ND	10	1.9	1	
2-Butanone	ND	10	4.2	1		Isopropylbenzene	ND	1.0	0.24	1	
n-Butylbenzene	ND	1.0	0.29	1		p-Isopropyltoluene	ND	1.0	0.21	1	
sec-Butylbenzene	ND	1.0	0.21	1		Methylene Chloride	24	10	2.6	1	B
tert-Butylbenzene	ND	1.0	0.17	1		4-Methyl-2-Pentanone	ND	10	2.4	1	
Carbon Disulfide	ND	10	1.0	1		Naphthalene	ND	10	0.95	1	
Carbon Tetrachloride	ND	0.50	0.42	1		n-Propylbenzene	ND	1.0	0.30	1	
Chlorobenzene	ND	1.0	0.36	1		Styrene	ND	1.0	0.29	1	
Chloroethane	ND	1.0	0.52	1		1,1,1,2-Tetrachloroethane	ND	1.0	0.37	1	
Chloroform	ND	1.0	0.22	1		1,1,2,2-Tetrachloroethane	ND	1.0	0.37	1	
Chloromethane	ND	10	1.8	1		Tetrachloroethene	ND	1.0	0.29	1	
2-Chlorotoluene	ND	1.0	0.24	1		Toluene	ND	1.0	0.35	1	
4-Chlorotoluene	ND	1.0	0.30	1		1,2,3-Trichlorobenzene	ND	1.0	0.39	1	
Dibromochloromethane	ND	1.0	0.45	1		1,2,4-Trichlorobenzene	ND	1.0	0.35	1	
1,2-Dibromo-3-Chloropropane	ND	5.0	2.5	1		1,1,1-Trichloroethane	ND	1.0	0.32	1	
1,2-Dibromoethane	ND	1.0	0.81	1		1,1,2-Trichloro-1,2,2-Trifluoroethane	ND	10	0.54	1	
Dibromomethane	ND	1.0	0.42	1		1,1,2-Trichloroethane	ND	1.0	0.54	1	
1,2-Dichlorobenzene	ND	1.0	0.24	1		Trichloroethene	0.91	1.0	0.30	1	J
1,3-Dichlorobenzene	ND	1.0	0.38	1		Trichlorofluoromethane	ND	10	0.36	1	
1,4-Dichlorobenzene	ND	1.0	0.30	1		1,2,3-Trichloropropane	ND	5.0	2.3	1	
Dichlorodifluoromethane	ND	1.0	0.27	1		1,2,4-Trimethylbenzene	ND	1.0	0.26	1	
1,1-Dichloroethane	ND	1.0	0.53	1		1,3,5-Trimethylbenzene	ND	1.0	0.19	1	
1,2-Dichloroethane	ND	0.50	0.22	1		Vinyl Acetate	ND	10	3.2	1	
1,1-Dichloroethene	1.6	1.0	0.31	1		Vinyl Chloride	ND	0.50	0.33	1	
c-1,2-Dichloroethene	ND	1.0	0.35	1		p/m-Xylene	ND	1.0	0.38	1	
t-1,2-Dichloroethene	ND	1.0	0.29	1		o-Xylene	ND	1.0	0.21	1	
1,2-Dichloropropane	ND	1.0	0.28	1		Methyl-t-Butyl Ether (MTBE)	ND	1.0	0.29	1	

Surrogates:	REC (%)	Control Limits	Qual	Surrogates:	REC (%)	Control Limits	Qual
Dibromofluoromethane	112	74-140		1,2-Dichloroethane-d4	113	74-146	
Toluene-d8	102	88-112		1,4-Bromofluorobenzene	94	74-110	

RL - Reporting Limit , DF - Dilution Factor , Qual - Qualifiers

Calscience Environmental Laboratories, Inc.

Analytical Report

Tetra Tech, Inc.		Date Received:	06/06/06
348 West Hospitality Lane, Ste 100		Work Order No:	06-06-0335
San Bernardino, CA 92408-3216		Preparation:	EPA 5030B
		Method:	EPA 8260B
		Units:	ug/L
Project: Beaumont Site 1 / 18086-02			Page 4 of 8

Client Sample Number	Lab Sample Number	Date Collected	Matrix	Date Prepared	Date Analyzed	QC Batch ID
MW-18	**06-06-0335-4**	**06/06/06**	**Aqueous**	**06/08/06**	**06/08/06**	**060608L01**

Comment(s): -Results were evaluated to the MDL, concentrations >= to the MDL but < RL, if found, are qualified with a "J" flag.

Parameter	Result	RL	MDL	DF	Qual	Parameter	Result	RL	MDL	DF	Qual
Acetone	ND	10	6.1	1		1,3-Dichloropropane	ND	1.0	0.30	1	
Benzene	ND	0.50	0.26	1		2,2-Dichloropropane	ND	1.0	0.40	1	
Bromobenzene	ND	1.0	0.47	1		1,1-Dichloropropene	ND	1.0	0.21	1	
Bromochloromethane	ND	1.0	0.68	1		c-1,3-Dichloropropene	ND	0.50	0.45	1	
Bromodichloromethane	ND	1.0	0.27	1		t-1,3-Dichloropropene	ND	0.50	0.31	1	
Bromoform	ND	1.0	0.62	1		Ethylbenzene	ND	1.0	0.17	1	
Bromomethane	ND	10	2.9	1		2-Hexanone	ND	10	1.9	1	
2-Butanone	ND	10	4.2	1		Isopropylbenzene	ND	1.0	0.24	1	
n-Butylbenzene	ND	1.0	0.29	1		p-Isopropyltoluene	ND	1.0	0.21	1	
sec-Butylbenzene	ND	1.0	0.21	1		Methylene Chloride	24	10	2.6	1	B
tert-Butylbenzene	ND	1.0	0.17	1		4-Methyl-2-Pentanone	ND	10	2.4	1	
Carbon Disulfide	ND	10	1.0	1		Naphthalene	ND	10	0.95	1	
Carbon Tetrachloride	ND	0.50	0.42	1		n-Propylbenzene	ND	1.0	0.30	1	
Chlorobenzene	ND	1.0	0.36	1		Styrene	ND	1.0	0.29	1	
Chloroethane	ND	1.0	0.52	1		1,1,1,2-Tetrachloroethane	ND	1.0	0.37	1	
Chloroform	ND	1.0	0.22	1		1,1,2,2-Tetrachloroethane	ND	1.0	0.37	1	
Chloromethane	ND	10	1.8	1		Tetrachloroethene	ND	1.0	0.29	1	
2-Chlorotoluene	ND	1.0	0.24	1		Toluene	ND	1.0	0.35	1	
4-Chlorotoluene	ND	1.0	0.30	1		1,2,3-Trichlorobenzene	ND	1.0	0.39	1	
Dibromochloromethane	ND	1.0	0.45	1		1,2,4-Trichlorobenzene	ND	1.0	0.35	1	
1,2-Dibromo-3-Chloropropane	ND	5.0	2.5	1		1,1,1-Trichloroethane	ND	1.0	0.32	1	
1,2-Dibromoethane	ND	1.0	0.81	1		1,1,2-Trichloro-1,2,2-Trifluoroethane	ND	10	0.54	1	
Dibromomethane	ND	1.0	0.42	1		1,1,2-Trichloroethane	ND	1.0	0.54	1	
1,2-Dichlorobenzene	ND	1.0	0.24	1		Trichloroethene	0.86	1.0	0.30	1	J
1,3-Dichlorobenzene	ND	1.0	0.38	1		Trichlorofluoromethane	ND	10	0.36	1	
1,4-Dichlorobenzene	ND	1.0	0.30	1		1,2,3-Trichloropropane	ND	5.0	2.3	1	
Dichlorodifluoromethane	ND	1.0	0.27	1		1,2,4-Trimethylbenzene	ND	1.0	0.26	1	
1,1-Dichloroethane	ND	1.0	0.53	1		1,3,5-Trimethylbenzene	ND	1.0	0.19	1	
1,2-Dichloroethane	ND	0.50	0.22	1		Vinyl Acetate	ND	10	3.2	1	
1,1-Dichloroethene	1.3	1.0	0.31	1		Vinyl Chloride	ND	0.50	0.33	1	
c-1,2-Dichloroethene	ND	1.0	0.35	1		p/m-Xylene	ND	1.0	0.38	1	
t-1,2-Dichloroethene	ND	1.0	0.29	1		o-Xylene	ND	1.0	0.21	1	
1,2-Dichloropropane	ND	1.0	0.28	1		Methyl-t-Butyl Ether (MTBE)	ND	1.0	0.29	1	

Surrogates:	REC (%)	Control Limits	Qual	Surrogates:	REC (%)	Control Limits	Qual
Dibromofluoromethane	111	74-140		1,2-Dichloroethane-d4	118	74-146	
Toluene-d8	104	88-112		1,4-Bromofluorobenzene	93	74-110	

RL - Reporting Limit , DF - Dilution Factor , Qual - Qualifiers

Calscience Environmental Laboratories, Inc.

Analytical Report

Tetra Tech, Inc.		Date Received:	06/06/06
348 West Hospitality Lane, Ste 100		Work Order No:	06-06-0335
San Bernardino, CA 92408-3216		Preparation:	EPA 5030B
		Method:	EPA 8260B
		Units:	ug/L
Project: Beaumont Site 1 / 18086-02			Page 5 of 8

Client Sample Number	Lab Sample Number	Date Collected	Matrix	Date Prepared	Date Analyzed	QC Batch ID
MW-45	**06-06-0335-5**	**06/06/06**	**Aqueous**	**06/08/06**	**06/08/06**	**060608L01**

Comment(s): -Results were evaluated to the MDL, concentrations >= to the MDL but < RL, if found, are qualified with a "J" flag.

Parameter	Result	RL	MDL	DF	Qual	Parameter	Result	RL	MDL	DF	Qual
Acetone	ND	10	6.1	1		1,3-Dichloropropane	ND	1.0	0.30	1	
Benzene	ND	0.50	0.26	1		2,2-Dichloropropane	ND	1.0	0.40	1	
Bromobenzene	ND	1.0	0.47	1		1,1-Dichloropropene	ND	1.0	0.21	1	
Bromochloromethane	ND	1.0	0.68	1		c-1,3-Dichloropropene	ND	0.50	0.45	1	
Bromodichloromethane	ND	1.0	0.27	1		t-1,3-Dichloropropene	ND	0.50	0.31	1	
Bromoform	ND	1.0	0.62	1		Ethylbenzene	ND	1.0	0.17	1	
Bromomethane	ND	10	2.9	1		2-Hexanone	ND	10	1.9	1	
2-Butanone	ND	10	4.2	1		Isopropylbenzene	ND	1.0	0.24	1	
n-Butylbenzene	ND	1.0	0.29	1		p-Isopropyltoluene	ND	1.0	0.21	1	
sec-Butylbenzene	ND	1.0	0.21	1		Methylene Chloride	24	10	2.6	1	B
tert-Butylbenzene	ND	1.0	0.17	1		4-Methyl-2-Pentanone	ND	10	2.4	1	
Carbon Disulfide	ND	10	1.0	1		Naphthalene	ND	10	0.95	1	
Carbon Tetrachloride	ND	0.50	0.42	1		n-Propylbenzene	ND	1.0	0.30	1	
Chlorobenzene	ND	1.0	0.36	1		Styrene	ND	1.0	0.29	1	
Chloroethane	ND	1.0	0.52	1		1,1,1,2-Tetrachloroethane	ND	1.0	0.37	1	
Chloroform	ND	1.0	0.22	1		1,1,2,2-Tetrachloroethane	ND	1.0	0.37	1	
Chloromethane	ND	10	1.8	1		Tetrachloroethene	ND	1.0	0.29	1	
2-Chlorotoluene	ND	1.0	0.24	1		Toluene	ND	1.0	0.35	1	
4-Chlorotoluene	ND	1.0	0.30	1		1,2,3-Trichlorobenzene	ND	1.0	0.39	1	
Dibromochloromethane	ND	1.0	0.45	1		1,2,4-Trichlorobenzene	ND	1.0	0.35	1	
1,2-Dibromo-3-Chloropropane	ND	5.0	2.5	1		1,1,1-Trichloroethane	ND	1.0	0.32	1	
1,2-Dibromoethane	ND	1.0	0.81	1		1,1,2-Trichloro-1,2,2-Trifluoroethane	ND	10	0.54	1	
Dibromomethane	ND	1.0	0.42	1		1,1,2-Trichloroethane	ND	1.0	0.54	1	
1,2-Dichlorobenzene	ND	1.0	0.24	1		Trichloroethene	7.6	1.0	0.30	1	
1,3-Dichlorobenzene	ND	1.0	0.38	1		Trichlorofluoromethane	ND	10	0.36	1	
1,4-Dichlorobenzene	ND	1.0	0.30	1		1,2,3-Trichloropropane	ND	5.0	2.3	1	
Dichlorodifluoromethane	ND	1.0	0.27	1		1,2,4-Trimethylbenzene	ND	1.0	0.26	1	
1,1-Dichloroethane	ND	1.0	0.53	1		1,3,5-Trimethylbenzene	ND	1.0	0.19	1	
1,2-Dichloroethane	ND	0.50	0.22	1		Vinyl Acetate	ND	10	3.2	1	
1,1-Dichloroethene	7.0	1.0	0.31	1		Vinyl Chloride	ND	0.50	0.33	1	
c-1,2-Dichloroethene	ND	1.0	0.35	1		p/m-Xylene	ND	1.0	0.38	1	
t-1,2-Dichloroethene	ND	1.0	0.29	1		o-Xylene	ND	1.0	0.21	1	
1,2-Dichloropropane	ND	1.0	0.28	1		Methyl-t-Butyl Ether (MTBE)	ND	1.0	0.29	1	

Surrogates:	REC (%)	Control Limits	Qual	Surrogates:	REC (%)	Control Limits	Qual
Dibromofluoromethane	113	74-140		1,2-Dichloroethane-d4	118	74-146	
Toluene-d8	104	88-112		1,4-Bromofluorobenzene	93	74-110	

RL - Reporting Limit , DF - Dilution Factor , Qual - Qualifiers

Calscience Environmental Laboratories, Inc.

Analytical Report

Tetra Tech, Inc.
348 West Hospitality Lane, Ste 100
San Bernardino, CA 92408-3216

Date Received:	06/06/06
Work Order No:	06-06-0335
Preparation:	EPA 5030B
Method:	EPA 8260B
Units:	ug/L

Project: Beaumont Site 1 / 18086-02

Client Sample Number	Lab Sample Number	Date Collected	Matrix	Date Prepared	Date Analyzed	QC Batch ID
MW-43	**06-06-0335-6**	**06/06/06**	**Aqueous**	**06/08/06**	**06/08/06**	**060608L01**

Comment(s): -Results were evaluated to the MDL, concentrations >= to the MDL but < RL, if found, are qualified with a "J" flag.

Parameter	Result	RL	MDL	DF	Qual	Parameter	Result	RL	MDL	DF	Qual
Acetone	ND	10	6.1	1		1,3-Dichloropropane	ND	1.0	0.30	1	
Benzene	ND	0.50	0.26	1		2,2-Dichloropropane	ND	1.0	0.40	1	
Bromobenzene	ND	1.0	0.47	1		1,1-Dichloropropene	ND	1.0	0.21	1	
Bromochloromethane	ND	1.0	0.68	1		c-1,3-Dichloropropene	ND	0.50	0.45	1	
Bromodichloromethane	ND	1.0	0.27	1		t-1,3-Dichloropropene	ND	0.50	0.31	1	
Bromoform	ND	1.0	0.62	1		Ethylbenzene	ND	1.0	0.17	1	
Bromomethane	ND	10	2.9	1		2-Hexanone	ND	10	1.9	1	
2-Butanone	ND	10	4.2	1		Isopropylbenzene	ND	1.0	0.24	1	
n-Butylbenzene	ND	1.0	0.29	1		p-Isopropyltoluene	ND	1.0	0.21	1	
sec-Butylbenzene	ND	1.0	0.21	1		Methylene Chloride	24	10	2.6	1	B
tert-Butylbenzene	ND	1.0	0.17	1		4-Methyl-2-Pentanone	ND	10	2.4	1	
Carbon Disulfide	ND	10	1.0	1		Naphthalene	ND	10	0.95	1	
Carbon Tetrachloride	ND	0.50	0.42	1		n-Propylbenzene	ND	1.0	0.30	1	
Chlorobenzene	ND	1.0	0.36	1		Styrene	ND	1.0	0.29	1	
Chloroethane	ND	1.0	0.52	1		1,1,1,2-Tetrachloroethane	ND	1.0	0.37	1	
Chloroform	ND	1.0	0.22	1		1,1,2,2-Tetrachloroethane	ND	1.0	0.37	1	
Chloromethane	ND	10	1.8	1		Tetrachloroethene	ND	1.0	0.29	1	
2-Chlorotoluene	ND	1.0	0.24	1		Toluene	ND	1.0	0.35	1	
4-Chlorotoluene	ND	1.0	0.30	1		1,2,3-Trichlorobenzene	ND	1.0	0.39	1	
Dibromochloromethane	ND	1.0	0.45	1		1,2,4-Trichlorobenzene	ND	1.0	0.35	1	
1,2-Dibromo-3-Chloropropane	ND	5.0	2.5	1		1,1,1-Trichloroethane	ND	1.0	0.32	1	
1,2-Dibromoethane	ND	1.0	0.81	1		1,1,2-Trichloro-1,2,2-Trifluoroethane	ND	10	0.54	1	
Dibromomethane	ND	1.0	0.42	1		1,1,2-Trichloroethane	ND	1.0	0.54	1	
1,2-Dichlorobenzene	ND	1.0	0.24	1		Trichloroethene	4.6	1.0	0.30	1	
1,3-Dichlorobenzene	ND	1.0	0.38	1		Trichlorofluoromethane	ND	10	0.36	1	
1,4-Dichlorobenzene	ND	1.0	0.30	1		1,2,3-Trichloropropane	ND	5.0	2.3	1	
Dichlorodifluoromethane	ND	1.0	0.27	1		1,2,4-Trimethylbenzene	ND	1.0	0.26	1	
1,1-Dichloroethane	0.54	1.0	0.53	1	J	1,3,5-Trimethylbenzene	ND	1.0	0.19	1	
1,2-Dichloroethane	ND	0.50	0.22	1		Vinyl Acetate	ND	10	3.2	1	
1,1-Dichloroethene	5.5	1.0	0.31	1		Vinyl Chloride	ND	0.50	0.33	1	
c-1,2-Dichloroethene	ND	1.0	0.35	1		p/m-Xylene	ND	1.0	0.38	1	
t-1,2-Dichloroethene	ND	1.0	0.29	1		o-Xylene	ND	1.0	0.21	1	
1,2-Dichloropropane	ND	1.0	0.28	1		Methyl-t-Butyl Ether (MTBE)	ND	1.0	0.29	1	

Surrogates:	REC (%)	Control Limits	Qual	Surrogates:	REC (%)	Control Limits	Qual
Dibromofluoromethane	113	74-140		1,2-Dichloroethane-d4	120	74-146	
Toluene-d8	104	88-112		1,4-Bromofluorobenzene	93	74-110	

RL - Reporting Limit , DF - Dilution Factor , Qual - Qualifiers

Calscience Environmental Laboratories, Inc.

Analytical Report

Tetra Tech, Inc.	Date Received:	06/06/06
348 West Hospitality Lane, Ste 100	Work Order No:	06-06-0335
San Bernardino, CA 92408-3216	Preparation:	EPA 5030B
	Method:	EPA 8260B
	Units:	ug/L
Project: Beaumont Site 1 / 18086-02		Page 7 of 8

Client Sample Number	Lab Sample Number	Date Collected	Matrix	Date Prepared	Date Analyzed	QC Batch ID
Method Blank	**099-10-006-18,178**	**N/A**	**Aqueous**	**06/07/06**	**06/07/06**	**060607L01**

Comment(s): -Results were evaluated to the MDL, concentrations >= to the MDL but < RL, if found, are qualified with a "J" flag.

Parameter	Result	RL	MDL	DF	Qual	Parameter	Result	RL	MDL	DF	Qual
Acetone	ND	10	6.1	1		1,3-Dichloropropane	ND	1.0	0.30	1	
Benzene	ND	0.50	0.26	1		2,2-Dichloropropane	ND	1.0	0.40	1	
Bromobenzene	ND	1.0	0.47	1		1,1-Dichloropropene	ND	1.0	0.21	1	
Bromochloromethane	ND	1.0	0.68	1		c-1,3-Dichloropropene	ND	0.50	0.45	1	
Bromodichloromethane	ND	1.0	0.27	1		t-1,3-Dichloropropene	ND	0.50	0.31	1	
Bromoform	ND	1.0	0.62	1		Ethylbenzene	ND	1.0	0.17	1	
Bromomethane	ND	10	2.9	1		2-Hexanone	ND	10	1.9	1	
2-Butanone	ND	10	4.2	1		Isopropylbenzene	ND	1.0	0.24	1	
n-Butylbenzene	ND	1.0	0.29	1		p-Isopropyltoluene	ND	1.0	0.21	1	
sec-Butylbenzene	ND	1.0	0.21	1		Methylene Chloride	3.7	10.0	2.6	1	J
tert-Butylbenzene	ND	1.0	0.17	1		4-Methyl-2-Pentanone	ND	10	2.4	1	
Carbon Disulfide	ND	10	1.0	1		Naphthalene	ND	10	0.95	1	
Carbon Tetrachloride	ND	0.50	0.42	1		n-Propylbenzene	ND	1.0	0.30	1	
Chlorobenzene	ND	1.0	0.36	1		Styrene	ND	1.0	0.29	1	
Chloroethane	ND	1.0	0.52	1		1,1,1,2-Tetrachloroethane	ND	1.0	0.37	1	
Chloroform	ND	1.0	0.22	1		1,1,2,2-Tetrachloroethane	ND	1.0	0.37	1	
Chloromethane	ND	10	1.8	1		Tetrachloroethene	ND	1.0	0.29	1	
2-Chlorotoluene	ND	1.0	0.24	1		Toluene	ND	1.0	0.35	1	
4-Chlorotoluene	ND	1.0	0.30	1		1,2,3-Trichlorobenzene	ND	1.0	0.39	1	
Dibromochloromethane	ND	1.0	0.45	1		1,2,4-Trichlorobenzene	ND	1.0	0.35	1	
1,2-Dibromo-3-Chloropropane	ND	5.0	2.5	1		1,1,1-Trichloroethane	ND	1.0	0.32	1	
1,2-Dibromoethane	ND	1.0	0.81	1		1,1,2-Trichloro-1,2,2-Trifluoroethane	ND	10	0.54	1	
Dibromomethane	ND	1.0	0.42	1		1,1,2-Trichloroethane	ND	1.0	0.54	1	
1,2-Dichlorobenzene	ND	1.0	0.24	1		Trichloroethene	ND	1.0	0.30	1	
1,3-Dichlorobenzene	ND	1.0	0.38	1		Trichlorofluoromethane	ND	10	0.36	1	
1,4-Dichlorobenzene	ND	1.0	0.30	1		1,2,3-Trichloropropane	ND	5.0	2.3	1	
Dichlorodifluoromethane	ND	1.0	0.27	1		1,2,4-Trimethylbenzene	ND	1.0	0.26	1	
1,1-Dichloroethane	ND	1.0	0.53	1		1,3,5-Trimethylbenzene	ND	1.0	0.19	1	
1,2-Dichloroethane	ND	0.50	0.22	1		Vinyl Acetate	ND	10	3.2	1	
1,1-Dichloroethene	ND	1.0	0.31	1		Vinyl Chloride	ND	0.50	0.33	1	
c-1,2-Dichloroethene	ND	1.0	0.35	1		p/m-Xylene	ND	1.0	0.38	1	
t-1,2-Dichloroethene	ND	1.0	0.29	1		o-Xylene	ND	1.0	0.21	1	
1,2-Dichloropropane	ND	1.0	0.28	1		Methyl-t-Butyl Ether (MTBE)	ND	1.0	0.29	1	

Surrogates:	REC (%)	Control Limits	Qual	Surrogates:	REC (%)	Control Limits	Qual
Dibromofluoromethane	108	74-140		1,2-Dichloroethane-d4	109	74-146	
Toluene-d8	101	88-112		1,4-Bromofluorobenzene	95	74-110	

RL - Reporting Limit , DF - Dilution Factor , Qual - Qualifiers

Calscience Environmental Laboratories, Inc.

Analytical Report

Tetra Tech, Inc.	Date Received:	06/06/06
348 West Hospitality Lane, Ste 100	Work Order No:	06-06-0335
San Bernardino, CA 92408-3216	Preparation:	EPA 5030B
	Method:	EPA 8260B
	Units:	ug/L
Project: Beaumont Site 1 / 18086-02		Page 8 of 8

Client Sample Number	Lab Sample Number	Date Collected	Matrix	Date Prepared	Date Analyzed	QC Batch ID
Method Blank	**099-10-006-18,197**	**N/A**	**Aqueous**	**06/08/06**	**06/08/06**	**060608L01**

Comment(s): -Results were evaluated to the MDL, concentrations >= to the MDL but < RL, if found, are qualified with a "J" flag.

Parameter	Result	RL	MDL	DF	Qual	Parameter	Result	RL	MDL	DF	Qual
Acetone	ND	10	6.1	1		1,3-Dichloropropane	ND	1.0	0.30	1	
Benzene	ND	0.50	0.26	1		2,2-Dichloropropane	ND	1.0	0.40	1	
Bromobenzene	ND	1.0	0.47	1		1,1-Dichloropropene	ND	1.0	0.21	1	
Bromochloromethane	ND	1.0	0.68	1		c-1,3-Dichloropropene	ND	0.50	0.45	1	
Bromodichloromethane	ND	1.0	0.27	1		t-1,3-Dichloropropene	ND	0.50	0.31	1	
Bromoform	ND	1.0	0.62	1		Ethylbenzene	ND	1.0	0.17	1	
Bromomethane	ND	10	2.9	1		2-Hexanone	ND	10	1.9	1	
2-Butanone	ND	10	4.2	1		Isopropylbenzene	ND	1.0	0.24	1	
n-Butylbenzene	ND	1.0	0.29	1		p-Isopropyltoluene	ND	1.0	0.21	1	
sec-Butylbenzene	ND	1.0	0.21	1		Methylene Chloride	4.7	10.0	2.6	1	J
tert-Butylbenzene	ND	1.0	0.17	1		4-Methyl-2-Pentanone	ND	10	2.4	1	
Carbon Disulfide	ND	10	1.0	1		Naphthalene	ND	10	0.95	1	
Carbon Tetrachloride	ND	0.50	0.42	1		n-Propylbenzene	ND	1.0	0.30	1	
Chlorobenzene	ND	1.0	0.36	1		Styrene	ND	1.0	0.29	1	
Chloroethane	ND	1.0	0.52	1		1,1,1,2-Tetrachloroethane	ND	1.0	0.37	1	
Chloroform	ND	1.0	0.22	1		1,1,2,2-Tetrachloroethane	ND	1.0	0.37	1	
Chloromethane	ND	10	1.8	1		Tetrachloroethene	ND	1.0	0.29	1	
2-Chlorotoluene	ND	1.0	0.24	1		Toluene	ND	1.0	0.35	1	
4-Chlorotoluene	ND	1.0	0.30	1		1,2,3-Trichlorobenzene	ND	1.0	0.39	1	
Dibromochloromethane	ND	1.0	0.45	1		1,2,4-Trichlorobenzene	ND	1.0	0.35	1	
1,2-Dibromo-3-Chloropropane	ND	5.0	2.5	1		1,1,1-Trichloroethane	ND	1.0	0.32	1	
1,2-Dibromoethane	ND	1.0	0.81	1		1,1,2-Trichloro-1,2,2-Trifluoroethane	ND	10	0.54	1	
Dibromomethane	ND	1.0	0.42	1		1,1,2-Trichloroethane	ND	1.0	0.54	1	
1,2-Dichlorobenzene	ND	1.0	0.24	1		Trichloroethene	ND	1.0	0.30	1	
1,3-Dichlorobenzene	ND	1.0	0.38	1		Trichlorofluoromethane	ND	10	0.36	1	
1,4-Dichlorobenzene	ND	1.0	0.30	1		1,2,3-Trichloropropane	ND	5.0	2.3	1	
Dichlorodifluoromethane	ND	1.0	0.27	1		1,2,4-Trimethylbenzene	ND	1.0	0.26	1	
1,1-Dichloroethane	ND	1.0	0.53	1		1,3,5-Trimethylbenzene	ND	1.0	0.19	1	
1,2-Dichloroethane	ND	0.50	0.22	1		Vinyl Acetate	ND	10	3.2	1	
1,1-Dichloroethene	ND	1.0	0.31	1		Vinyl Chloride	ND	0.50	0.33	1	
c-1,2-Dichloroethene	ND	1.0	0.35	1		p/m-Xylene	ND	1.0	0.38	1	
t-1,2-Dichloroethene	ND	1.0	0.29	1		o-Xylene	ND	1.0	0.21	1	
1,2-Dichloropropane	ND	1.0	0.28	1		Methyl-t-Butyl Ether (MTBE)	ND	1.0	0.29	1	

Surrogates:	REC (%)	Control Limits	Qual	Surrogates:	REC (%)	Control Limits	Qual
Dibromofluoromethane	110	74-140		1,2-Dichloroethane-d4	110	74-146	
Toluene-d8	103	88-112		1,4-Bromofluorobenzene	94	74-110	

RL - Reporting Limit , DF - Dilution Factor , Qual - Qualifiers

Calscience Environmental Laboratories, Inc.

EPA 8260B Tentatively Identified Compound List

Work Order	CEL Sample	Client ID	Q	Compound	CAS NUMBER	RT	On Column Conc. ug/L	Estimated Conc. ug/L
06-06-0335				No TICs Found for all samples				

Q Qualifier
RT Retention Time

7440 Lincoln Way, Garden Grove, CA 92841-1432 • TEL: (714) 895-5494 • FAX: (714) 894-7501

Calscience Environmental Laboratories, Inc.

Analytical Report

Tetra Tech, Inc.		Date Received:	06/06/06
348 West Hospitality Lane, Ste 100		Work Order No:	06-06-0335
San Bernardino, CA 92408-3216		Preparation:	EPA 5030B
		Method:	SRL 524M-TCP

Project: Beaumont Site 1 / 18086-02

Client Sample Number	Lab Sample Number	Date Collected	Matrix	Date Prepared	Date Analyzed	QC Batch ID
MW-67	**06-06-0335-2**	**06/06/06**	**Aqueous**	**06/12/06**	**06/12/06**	**060612L01**

Comment(s): -Results were evaluated to the MDL, concentrations >= to the MDL but < RL, if found, are qualified with a "J" flag.

Parameter	Result	RL	MDL	DF	Qual	Units
1,2,3-Trichloropropane	0.0019	0.0050	0.0017	1	J,B	ug/L

Client Sample Number	Lab Sample Number	Date Collected	Matrix	Date Prepared	Date Analyzed	QC Batch ID
MW-15	**06-06-0335-3**	**06/06/06**	**Aqueous**	**06/08/06**	**06/08/06**	**060608L01**

Comment(s): -Results were evaluated to the MDL, concentrations >= to the MDL but < RL, if found, are qualified with a "J" flag.

Parameter	Result	RL	MDL	DF	Qual	Units
1,2,3-Trichloropropane	ND	0.0050	0.0017	1		ug/L

Client Sample Number	Lab Sample Number	Date Collected	Matrix	Date Prepared	Date Analyzed	QC Batch ID
MW-18	**06-06-0335-4**	**06/06/06**	**Aqueous**	**06/08/06**	**06/08/06**	**060608L01**

Comment(s): -Results were evaluated to the MDL, concentrations >= to the MDL but < RL, if found, are qualified with a "J" flag.

Parameter	Result	RL	MDL	DF	Qual	Units
1,2,3-Trichloropropane	ND	0.0050	0.0017	1		ug/L

Client Sample Number	Lab Sample Number	Date Collected	Matrix	Date Prepared	Date Analyzed	QC Batch ID
MW-45	**06-06-0335-5**	**06/06/06**	**Aqueous**	**06/08/06**	**06/08/06**	**060608L01**

Comment(s): -Results were evaluated to the MDL, concentrations >= to the MDL but < RL, if found, are qualified with a "J" flag.

Parameter	Result	RL	MDL	DF	Qual	Units
1,2,3-Trichloropropane	ND	0.0050	0.0017	1		ug/L

Client Sample Number	Lab Sample Number	Date Collected	Matrix	Date Prepared	Date Analyzed	QC Batch ID
MW-43	**06-06-0335-6**	**06/06/06**	**Aqueous**	**06/08/06**	**06/08/06**	**060608L01**

Comment(s): -Results were evaluated to the MDL, concentrations >= to the MDL but < RL, if found, are qualified with a "J" flag.

Parameter	Result	RL	MDL	DF	Qual	Units
1,2,3-Trichloropropane	0.0028	0.0050	0.0017	1	J,B	ug/L

Client Sample Number	Lab Sample Number	Date Collected	Matrix	Date Prepared	Date Analyzed	QC Batch ID
Method Blank	**099-10-022-231**	**N/A**	**Aqueous**	**06/08/06**	**06/08/06**	**060608L01**

Comment(s): -Results were evaluated to the MDL, concentrations >= to the MDL but < RL, if found, are qualified with a "J" flag.

Parameter	Result	RL	MDL	DF	Qual	Units
1,2,3-Trichloropropane	0.0025	0.0050	0.0017	1	J	ug/L

Client Sample Number	Lab Sample Number	Date Collected	Matrix	Date Prepared	Date Analyzed	QC Batch ID
Method Blank	**099-10-022-233**	**N/A**	**Aqueous**	**06/12/06**	**06/12/06**	**060612L01**

Comment(s): -Results were evaluated to the MDL, concentrations >= to the MDL but < RL, if found, are qualified with a "J" flag.

Parameter	Result	RL	MDL	DF	Qual	Units
1,2,3-Trichloropropane	0.0043	0.0050	0.0017	1	J	ug/L

RL - Reporting Limit , DF - Dilution Factor , Qual - Qualifiers

Calscience Environmental Laboratories, Inc.

Analytical Report

Tetra Tech, Inc.
348 West Hospitality Lane, Ste 100
San Bernardino, CA 92408-3216

Date Received: 06/06/06
Work Order No: 06-06-0335

Project: Beaumont Site 1 / 18086-02

Client Sample Number	Lab Sample Number	Date Collected	Matrix
MW-67	**06-06-0335-2**	**06/06/06**	**Aqueous**

Comment(s): (1) Results were evaluated to the MDL, concentrations >= to the MDL but < RL, if found, are qualified with a "J" flag.

Parameter	Result	RL	MDL	DF	Qual	Units	Date Prepared	Date Analyzed	Method
Perchlorate (1)	ND	2.0	0.43	1		ug/L	N/A	06/13/06	EPA 314.0

Client Sample Number	Lab Sample Number	Date Collected	Matrix
MW-15	**06-06-0335-3**	**06/06/06**	**Aqueous**

Comment(s): (1) Results were evaluated to the MDL, concentrations >= to the MDL but < RL, if found, are qualified with a "J" flag.

Parameter	Result	RL	MDL	DF	Qual	Units	Date Prepared	Date Analyzed	Method
Perchlorate (1)	ND	2.0	0.43	1		ug/L	N/A	06/13/06	EPA 314.0

Client Sample Number	Lab Sample Number	Date Collected	Matrix
MW-18	**06-06-0335-4**	**06/06/06**	**Aqueous**

Parameter	Result	RL	MDL	DF	Qual	Units	Date Prepared	Date Analyzed	Method
Perchlorate	5.9	2.0	0.43	1		ug/L	N/A	06/13/06	EPA 314.0

Client Sample Number	Lab Sample Number	Date Collected	Matrix
MW-45	**06-06-0335-5**	**06/06/06**	**Aqueous**

Parameter	Result	RL	MDL	DF	Qual	Units	Date Prepared	Date Analyzed	Method
Chromium, Hexavalent	0.22	0.20	0.0050	1	B	ug/L	N/A	06/07/06	EPA 218.6
Perchlorate	190	10	2.2	5		ug/L	N/A	06/13/06	EPA 314.0

Client Sample Number	Lab Sample Number	Date Collected	Matrix
MW-43	**06-06-0335-6**	**06/06/06**	**Aqueous**

Parameter	Result	RL	MDL	DF	Qual	Units	Date Prepared	Date Analyzed	Method
Chromium, Hexavalent	0.26	0.20	0.0050	1	B	ug/L	N/A	06/07/06	EPA 218.6
Perchlorate	72	2	0.43	1		ug/L	N/A	06/13/06	EPA 314.0

Client Sample Number	Lab Sample Number	Date Collected	Matrix
Method Blank		**N/A**	**Aqueous**

Comment(s): (1) Results were evaluated to the MDL, concentrations >= to the MDL but < RL, if found, are qualified with a "J" flag.

Parameter	Result	RL	MDL	DF	Qual	Units	Date Prepared	Date Analyzed	Method
Chromium, Hexavalent (1)	0.017	0.20	0.0050	1	J	ug/L	N/A	06/06/06	EPA 218.6
Perchlorate (1)	ND	2.0	0.43	1		ug/L	N/A	06/12/06	EPA 314.0

RL - Reporting Limit , DF - Dilution Factor , Qual - Qualifiers

Calscience Environmental Laboratories, Inc.

Quality Control - Spike/Spike Duplicate

Tetra Tech, Inc.
348 West Hospitality Lane, Ste 100
San Bernardino, CA 92408-3216

Date Received: 06/06/06
Work Order No: 06-06-0335
Preparation: EPA 3010A Total
Method: EPA 6010B

Project Beaumont Site 1 / 18086-02

Quality Control Sample ID	Matrix	Instrument	Date Prepared	Date Analyzed	MS/MSD Batch Number
MW-67	**Aqueous**	**ICP 3300**	**06/07/06**	**06/08/06**	**060607S06**

Parameter	MS %REC	MSD %REC	%REC CL	RPD	RPD CL	Qualifiers
Arsenic	99	100	80-140	1	0-11	
Beryllium	102	103	89-119	1	0-8	
Cadmium	106	104	82-124	2	0-7	
Lead	105	105	84-120	0	0-7	

RPD - Relative Percent Difference , CL - Control Limit

Calscience Environmental Laboratories, Inc.

Quality Control - Spike/Spike Duplicate

Tetra Tech, Inc.
348 West Hospitality Lane, Ste 100
San Bernardino, CA 92408-3216

Date Received: 06/06/06
Work Order No: 06-06-0335
Preparation: EPA 3520B
Method: EPA 8270C(M) Isotope Dilution

Project Beaumont Site 1 / 18086-02

Quality Control Sample ID	Matrix	Instrument	Date Prepared	Date Analyzed	MS/MSD Batch Number
06-06-0568-3	**Aqueous**	**GC/MS P**	**06/12/06**	**06/15/06**	**060612S04**

Parameter	MS %REC	MSD %REC	%REC CL	RPD	RPD CL	Qualifiers
1,4-Dioxane	97	104	50-130	7	0-20	

RPD - Relative Percent Difference , CL - Control Limit

Calscience Environmental Laboratories, Inc.

Quality Control - Spike/Spike Duplicate

Tetra Tech, Inc.
348 West Hospitality Lane, Ste 100
San Bernardino, CA 92408-3216

Date Received: 06/06/06
Work Order No: 06-06-0335
Preparation: EPA 5030B
Method: EPA 8260B

Project Beaumont Site 1 / 18086-02

Quality Control Sample ID	Matrix	Instrument	Date Prepared	Date Analyzed	MS/MSD Batch Number
06-06-0314-7	**Aqueous**	**GC/MS T**	**06/07/06**	**06/07/06**	**060607S01**

Parameter	MS %REC	MSD %REC	%REC CL	RPD	RPD CL	Qualifiers
Benzene	101	101	88-118	0	0-7	
Carbon Tetrachloride	120	119	67-145	1	0-11	
Chlorobenzene	107	105	88-118	2	0-7	
1,2-Dichlorobenzene	107	107	86-116	0	0-8	
1,1-Dichloroethene	98	97	70-130	1	0-25	
Toluene	107	103	87-123	3	0-8	
Trichloroethene	104	103	79-127	1	0-10	
Vinyl Chloride	78	81	69-129	3	0-13	
Methyl-t-Butyl Ether (MTBE)	99	100	71-131	1	0-13	
Tert-Butyl Alcohol (TBA)	105	115	36-168	9	0-45	
Diisopropyl Ether (DIPE)	99	99	81-123	0	0-9	
Ethyl-t-Butyl Ether (ETBE)	98	99	72-126	1	0-12	
Tert-Amyl-Methyl Ether (TAME)	104	105	72-126	1	0-12	
Ethanol	91	92	53-149	2	0-31	

RPD - Relative Percent Difference , CL - Control Limit

Calscience Environmental Laboratories, Inc.

Quality Control - Spike/Spike Duplicate

Tetra Tech, Inc.
348 West Hospitality Lane, Ste 100
San Bernardino, CA 92408-3216

Date Received: 06/06/06
Work Order No: 06-06-0335
Preparation: EPA 5030B
Method: EPA 8260B

Project Beaumont Site 1 / 18086-02

Quality Control Sample ID	Matrix	Instrument	Date Prepared	Date Analyzed	MS/MSD Batch Number
06-06-0336-3	**Aqueous**	**GC/MS T**	**06/08/06**	**06/08/06**	**060608S01**

Parameter	MS %REC	MSD %REC	%REC CL	RPD	RPD CL	Qualifiers
Benzene	99	98	88-118	2	0-7	
Carbon Tetrachloride	120	117	67-145	3	0-11	
Chlorobenzene	106	103	88-118	2	0-7	
1,2-Dichlorobenzene	105	105	86-116	1	0-8	
1,1-Dichloroethene	98	94	70-130	5	0-25	
Toluene	104	101	87-123	3	0-8	
Trichloroethene	102	99	79-127	4	0-10	
Vinyl Chloride	81	83	69-129	3	0-13	
Methyl-t-Butyl Ether (MTBE)	97	96	71-131	0	0-13	
Tert-Butyl Alcohol (TBA)	145	139	36-168	5	0-45	
Diisopropyl Ether (DIPE)	96	95	81-123	2	0-9	
Ethyl-t-Butyl Ether (ETBE)	96	95	72-126	1	0-12	
Tert-Amyl-Methyl Ether (TAME)	102	100	72-126	2	0-12	
Ethanol	79	100	53-149	23	0-31	

RPD - Relative Percent Difference , CL - Control Limit

Calscience Environmental Laboratories, Inc.

Quality Control - Spike/Spike Duplicate

Tetra Tech, Inc.
348 West Hospitality Lane, Ste 100
San Bernardino, CA 92408-3216

Date Received: 06/06/06
Work Order No: 06-06-0335
Preparation: EPA 5030B
Method: SRL 524M-TCP

Project Beaumont Site 1 / 18086-02

Quality Control Sample ID	Matrix	Instrument	Date Prepared	Date Analyzed	MS/MSD Batch Number
06-06-0289-3	**Aqueous**	**GC/MS M**	**06/08/06**	**06/08/06**	**060608S01**

Parameter	MS %REC	MSD %REC	%REC CL	RPD	RPD CL	Qualifiers
1,2,3-Trichloropropane	116	112	80-120	4	0-20	
1,4-Dioxane	102	102	80-120	0	0-20	

RPD - Relative Percent Difference , CL - Control Limit

Calscience Environmental Laboratories, Inc.

Quality Control - Spike/Spike Duplicate

Tetra Tech, Inc.
348 West Hospitality Lane, Ste 100
San Bernardino, CA 92408-3216

Date Received: 06/06/06
Work Order No: 06-06-0335
Preparation: EPA 5030B
Method: SRL 524M-TCP

Project Beaumont Site 1 / 18086-02

Quality Control Sample ID	Matrix	Instrument	Date Prepared	Date Analyzed	MS/MSD Batch Number
06-06-0472-13	**Aqueous**	**GC/MS M**	**06/12/06**	**06/12/06**	**060612S01**

Parameter	MS %REC	MSD %REC	%REC CL	RPD	RPD CL	Qualifiers
1,2,3-Trichloropropane	101	78	80-120	7	0-20	3
1,4-Dioxane	84	102	80-120	19	0-20	

RPD - Relative Percent Difference , CL - Control Limit

Calscience Environmental Laboratories, Inc.

Quality Control - Spike/Spike Duplicate

Tetra Tech, Inc.
348 West Hospitality Lane, Ste 100
San Bernardino, CA 92408-3216

Date Received: N/A
Work Order No: 06-06-0335

Project: Beaumont Site 1 / 18086-02

Matrix: Aqueous

Parameter	Method	Quality Control Sample ID	Date Analyzed	Date Extracted	MS% REC	MSD % REC	%REC CL	RPD	RPD CL	Qualifiers
Chromium, Hexavalent	EPA 218.6	06-06-0280-2	06/06/06	N/A	103	102	85-121	1	0-4	
Perchlorate	EPA 314.0	06-06-0336-3	06/13/06	N/A	102	102	80-120	0	0-15	

RPD - Relative Percent Difference , CL - Control Limit

Calscience Environmental Laboratories, Inc.

Quality Control - Laboratory Control Sample

Tetra Tech, Inc.
348 West Hospitality Lane, Ste 100
San Bernardino, CA 92408-3216

Date Received: N/A
Work Order No: 06-06-0335
Preparation: EPA 3010A Total
Method: EPA 6010B

Project: Beaumont Site 1 / 18086-02

Quality Control Sample ID	Matrix	Instrument	Date Analyzed	Lab File ID	LCS Batch Number
097-01-003-6,181	**Aqueous**	**ICP 3300**	**06/08/06**	**060607-I-06**	**060607L06**

Parameter	Conc Added	Conc Recovered	LCS %Rec	%Rec CL	Qualifiers
Arsenic	0.500	0.498	100	80-120	
Beryllium	0.500	0.496	99	80-120	
Cadmium	0.500	0.523	105	80-120	
Lead	0.500	0.522	104	80-120	

RPD - Relative Percent Difference , CL - Control Limit

Calscience Environmental Laboratories, Inc.

Quality Control - LCS/LCS Duplicate

Tetra Tech, Inc.
348 West Hospitality Lane, Ste 100
San Bernardino, CA 92408-3216

Date Received: N/A
Work Order No: 06-06-0335
Preparation: EPA 3520B
Method: EPA 8270C(M) Isotope Dilution

Project: Beaumont Site 1 / 18086-02

Quality Control Sample ID	Matrix	Instrument	Date Prepared	Date Analyzed	LCS/LCSD Batch Number
099-09-004-585	**Aqueous**	**GC/MS P**	**06/12/06**	**06/14/06**	**060612L04**

Parameter	LCS %REC	LCSD %REC	%REC CL	RPD	RPD CL	Qualifiers
1,4-Dioxane	99	110	50-130	10	0-20	

RPD - Relative Percent Difference , CL - Control Limit

Calscience Environmental Laboratories, Inc.

Quality Control - LCS/LCS Duplicate

Tetra Tech, Inc.
348 West Hospitality Lane, Ste 100
San Bernardino, CA 92408-3216

Date Received: N/A
Work Order No: 06-06-0335
Preparation: EPA 3520B
Method: EPA 1625CM

Project: Beaumont Site 1 / 18086-02

Quality Control Sample ID	Matrix	Instrument	Date Prepared	Date Analyzed	LCS/LCSD Batch Number
099-07-027-248	**Aqueous**	**GC/MS H**	**06/12/06**	**06/17/06**	**060612L13**

Parameter	LCS %REC	LCSD %REC	%REC CL	RPD	RPD CL	Qualifiers
N-Nitrosodimethylamine	104	99	50-130	5	0-20	

RPD - Relative Percent Difference , CL - Control Limit

Calscience Environmental Laboratories, Inc.

Quality Control - LCS/LCS Duplicate

ACCREDITED IN ACCORDANCE WITH nelac

Tetra Tech, Inc.		Date Received:	N/A
348 West Hospitality Lane, Ste 100		Work Order No:	06-06-0335
San Bernardino, CA 92408-3216		Preparation:	Extraction
		Method:	EPA 8330

Project: Beaumont Site 1 / 18086-02

Quality Control Sample ID	Matrix	Instrument	Date Prepared	Date Analyzed	LCS/LCSD Batch Number
099-10-032-35	**Aqueous**	**HPLC 7**	**06/13/06**	**06/19/06**	**060613L02**

Parameter	LCS %REC	LCSD %REC	%REC CL	RPD	RPD CL	Qualifiers
4-Amino-2,6-DNT	87	87	40-160	1	0-20	
2-Amino-4,6-DNT	88	87	40-160	1	0-20	
1,3-Dinitrobenzene	87	88	40-160	2	0-20	
2,4-Dinitrotoluene	95	96	40-160	1	0-20	
2,6-Dinitrotoluene	90	89	40-160	1	0-20	
HMX	86	90	40-160	5	0-20	
Nitrobenzene	82	82	40-160	0	0-20	
2-Nitrotoluene	82	80	40-160	3	0-20	
3-Nitrotoluene	77	79	40-160	1	0-20	
4-Nitrotoluene	80	78	40-160	2	0-20	
RDX	106	105	40-160	1	0-20	
Tetryl	84	82	40-160	2	0-20	
1,3,5-Trinitrobenzene	82	83	40-160	1	0-20	
2,4,6-Trinitrotoluene	96	98	40-160	2	0-20	

RPD - Relative Percent Difference , CL - Control Limit

Calscience Environmental Laboratories, Inc.

Quality Control - LCS/LCS Duplicate

Tetra Tech, Inc.
348 West Hospitality Lane, Ste 100
San Bernardino, CA 92408-3216

Date Received: N/A
Work Order No: 06-06-0335
Preparation: EPA 5030B
Method: EPA 8260B

Project: Beaumont Site 1 / 18086-02

Quality Control Sample ID	Matrix	Instrument	Date Prepared	Date Analyzed	LCS/LCSD Batch Number
099-10-006-18,178	**Aqueous**	**GC/MS T**	**06/07/06**	**06/07/06**	**060607L01**

Parameter	LCS %REC	LCSD %REC	%REC CL	RPD	RPD CL	Qualifiers
Benzene	101	100	84-120	1	0-8	
Carbon Tetrachloride	121	121	63-147	0	0-10	
Chlorobenzene	105	105	89-119	0	0-7	
1,2-Dichlorobenzene	107	108	89-119	1	0-9	
1,1-Dichloroethene	100	100	77-125	0	0-16	
Toluene	106	104	83-125	2	0-9	
Trichloroethene	103	103	89-119	0	0-8	
Vinyl Chloride	82	81	63-135	1	0-13	
Methyl-t-Butyl Ether (MTBE)	102	101	82-118	1	0-13	
Tert-Butyl Alcohol (TBA)	111	110	46-154	1	0-32	
Diisopropyl Ether (DIPE)	100	99	81-123	1	0-11	
Ethyl-t-Butyl Ether (ETBE)	100	101	74-122	0	0-12	
Tert-Amyl-Methyl Ether (TAME)	106	104	76-124	2	0-10	
Ethanol	96	90	60-138	7	0-32	

RPD - Relative Percent Difference , CL - Control Limit

Calscience Environmental Laboratories, Inc.

Quality Control - LCS/LCS Duplicate

Tetra Tech, Inc.		Date Received:	N/A
348 West Hospitality Lane, Ste 100		Work Order No:	06-06-0335
San Bernardino, CA 92408-3216		Preparation:	EPA 5030B
		Method:	EPA 8260B

Project: Beaumont Site 1 / 18086-02

Quality Control Sample ID	Matrix	Instrument	Date Prepared	Date Analyzed	LCS/LCSD Batch Number
099-10-006-18,197	**Aqueous**	**GC/MS T**	**06/08/06**	**06/08/06**	**060608L01**

Parameter	LCS %REC	LCSD %REC	%REC CL	RPD	RPD CL	Qualifiers
Benzene	99	101	84-120	2	0-8	
Carbon Tetrachloride	120	123	63-147	2	0-10	
Chlorobenzene	104	105	89-119	1	0-7	
1,2-Dichlorobenzene	106	108	89-119	2	0-9	
1,1-Dichloroethene	99	103	77-125	4	0-16	
Toluene	103	105	83-125	2	0-9	
Trichloroethene	101	103	89-119	3	0-8	
Vinyl Chloride	84	88	63-135	5	0-13	
Methyl-t-Butyl Ether (MTBE)	96	103	82-118	7	0-13	
Tert-Butyl Alcohol (TBA)	104	112	46-154	7	0-32	
Diisopropyl Ether (DIPE)	97	101	81-123	4	0-11	
Ethyl-t-Butyl Ether (ETBE)	96	102	74-122	6	0-12	
Tert-Amyl-Methyl Ether (TAME)	101	105	76-124	4	0-10	
Ethanol	95	103	60-138	8	0-32	

RPD - Relative Percent Difference , CL - Control Limit

Calscience Environmental Laboratories, Inc.

Quality Control - LCS/LCS Duplicate

Tetra Tech, Inc.
348 West Hospitality Lane, Ste 100
San Bernardino, CA 92408-3216

Date Received: N/A
Work Order No: 06-06-0335
Preparation: EPA 5030B
Method: SRL 524M-TCP

Project: Beaumont Site 1 / 18086-02

Quality Control Sample ID	Matrix	Instrument	Date Prepared	Date Analyzed	LCS/LCSD Batch Number
099-10-022-231	**Aqueous**	**GC/MS M**	**06/08/06**	**06/08/06**	**060608L01**

Parameter	LCS %REC	LCSD %REC	%REC CL	RPD	RPD CL	Qualifiers
1,2,3-Trichloropropane	104	108	80-120	5	0-20	
1,4-Dioxane	90	95	80-120	5	0-20	

RPD - Relative Percent Difference , CL - Control Limit

Calscience Environmental Laboratories, Inc.

Quality Control - LCS/LCS Duplicate

Tetra Tech, Inc.
348 West Hospitality Lane, Ste 100
San Bernardino, CA 92408-3216

Date Received: N/A
Work Order No: 06-06-0335
Preparation: EPA 5030B
Method: SRL 524M-TCP

Project: Beaumont Site 1 / 18086-02

Quality Control Sample ID	Matrix	Instrument	Date Prepared	Date Analyzed	LCS/LCSD Batch Number
099-10-022-233	**Aqueous**	**GC/MS M**	**06/12/06**	**06/12/06**	**060612L01**

Parameter	LCS %REC	LCSD %REC	%REC CL	RPD	RPD CL	Qualifiers
1,2,3-Trichloropropane	94	85	80-120	10	0-20	
1,4-Dioxane	95	91	80-120	5	0-20	

RPD - Relative Percent Difference , CL - Control Limit

Calscience Environmental Laboratories, Inc.

Quality Control - LCS/LCS Duplicate

Tetra Tech, Inc.
348 West Hospitality Lane, Ste 100
San Bernardino, CA 92408-3216

Date Received: N/A
Work Order No: 06-06-0335

Project: Beaumont Site 1 / 18086-02

Matrix: Aqueous

Parameter	Method	Quality Control Sample ID	Date Extracted	Date Analyzed	LCS % REC	LCSD % REC	%REC CL	RPD	RPD CL	Qual
Chromium, Hexavalent	EPA 218.6	099-05-124-481	N/A	06/06/06	103	102	95-107	0	0-20	
Perchlorate	EPA 314.0	099-05-203-414	N/A	06/12/06	99	98	85-115	0	0-15	

RPD - Relative Percent Difference , CL - Control Limit

Calscience Environmental Laboratories, Inc.

Glossary of Terms and Qualifiers

Work Order Number: 06-06-0335

Qualifier	Definition
*	See applicable analysis comment.
1	Surrogate compound recovery was out of control due to a required sample dilution, therefore, the sample data was reported without further clarification.
2	Surrogate compound recovery was out of control due to matrix interference. The associated method blank surrogate spike compound was in control and, therefore, the sample data was reported without further clarification.
3	Recovery of the Matrix Spike or Matrix Spike Duplicate compound was out of control due to matrix interference. The associated LCS and/or LCSD was in control and, therefore, the sample data was reported without further clarification.
4	The MS/MSD RPD was out of control due to matrix interference. The LCS/LCSD RPD was in control and, therefore, the sample data was reported without further clarification.
5	The PDS/PDSD associated with this batch of samples was out of control due to a matrix interference effect. The associated batch LCS/LCSD was in control and, hence, the associated sample data was reported with no further corrective action required.
A	Result is the average of all dilutions, as defined by the method.
B	Analyte was present in the associated method blank.
C	Analyte presence was not confirmed on primary column.
E	Concentration exceeds the calibration range.
H	Sample received and/or analyzed past the recommended holding time.
J	Analyte was detected at a concentration below the reporting limit and above the laboratory method detection limit. Reported value is estimated.
N	Nontarget Analyte.
ND	Parameter not detected at the indicated reporting limit.
Q	Spike recovery and RPD control limits do not apply resulting from the parameter concentration in the sample exceeding the spike concentration by a factor of four or greater.
U	Undetected at the laboratory method detection limit.
X	% Recovery and/or RPD out-of-range.
Z	Analyte presence was not confirmed by second column or GC/MS analysis.

TETRA TECH, INC.
348 W. Hospitality Lane, Suite 100
San Bernardino, California 92408
Telephone: (909) 381-1674
FAX: (909) 889-1391

SHIP TO: Cal Science

CHAIN OF CUSTODY RECORD

0335

DATE 6/6/06 PAGE 1 OF 1

CLIENT: LMC
PROJECT NAME: Bernat Site 1
PROJECT MANAGER: Brenda Meyer
TC #: 18086-02
SAMPLERS (Signature): [signature]

TURN-AROUND TIME: Standard

OBSERVATIONS/COMMENTS: report all data to the MDL

PARAMETERS

LINE ITEM	SAMPLE NO.	DATE	TIME	8260VOC, TIC Search	314.1 Perchlorate	1,4-Dioxane 8270C(m)	RDX 8330	NDMA 1625C(m)	1,2,3-TCP 524(m)	Hex Chrome 218.6	As, Be, Cd, Pb 6010 - Unfiltered -	As, Be, Cd, Pb 6010 - Filtered -				FILTERED/UNFILTERED	MATRIX TYPE	CONTAINER TYPE	NUMBER OF CONTAINERS	PRESERVATIVE
1.	LTB-060606	6/6/06	700	X												U	W	G	2	HCL
2.	MW-67		850	X	X	X	X	X	X	X	X	X				U/F		G/P	12	HCL $Na_2S_2O_3$
3.	MW-15		1025	X	X	X	X	X	X	X	X	X							12	
4.	MW-18		1148	X	X	X	X	X	X	X	X	X							12	
5.	MW-45		1345	X	X	X	X	X	X	X	X	X							12	
6.	MW-43		1450	X	X	X	X	X	X	X	X	X							12	
7.																				
8.																				
9.																				
10.																				

FILTERING: ☑ FILTERED ☒ UNFILTERED

MATRIX TYPE: S - Soil, M - Sediment, W - Water

CONTAINER TYPE: G - Glass Bottle/Jar, SS - Stainless Steel Sleeve, SB - Brass Sleeve, P - Plastic Bottle/Jar

PRESERVATIVES: (Water Only) HCL, NR (None required), NaOH, H_2SO_4

RELINQUISHED BY	SIGNATURE	TETRA TECH, INC.	DATE	TIME
Christopher Patan	[signature]		6/6/06	1645
RECEIVED BY: Keith B Boyer	SIGNATURE: [signature]	COMPANY: Cal Science	DATE: 06/06/06	TIME: 1645
RELINQUISHED BY: Keith B Boyer	SIGNATURE: [signature]	COMPANY: Cal Science	DATE: 06/06/06	TIME: 1806
RECEIVED BY: Sheri Fama	SIGNATURE: [signature]	COMPANY: CEC	DATE: 6-6-06	TIME: 1806

TOTAL NUMBER OF CONTAINERS ON THIS CHAIN OF CUSTODY: 62

METHOD OF SHIPMENT/SHIPMENT NO.: Cam

Special Shipping/Handling/Storage Requirements:

DISTRIBUTION: White and Pink = Tetra Tech, Inc. Canary = Laboratory

X:\GIS\ATT-MISC\COCR.CDR

Calscience Environmental Laboratories, Inc.

WORK ORDER #: 06 - 06 - 0335

Cooler 1 of 1

SAMPLE RECEIPT FORM

CLIENT: Tetra Tech DATE: _____

TEMPERATURE – SAMPLES RECEIVED BY:

CALSCIENCE COURIER:

_____ Chilled, cooler with temperature blank provided.
_____ Chilled, cooler without temperature blank.
✓ Chilled and placed in cooler with wet ice.
_____ Ambient and placed in cooler with wet ice.
_____ Ambient temperature.

3.1 °C Temperature blank.

LABORATORY (Other than Calscience Courier):

_____ °C Temperature blank.
_____ °C IR thermometer.
_____ Ambient temperature.

Initial: [illegible]

CUSTODY SEAL INTACT:

Sample(s): _____ Cooler: _____ No (Not Intact) : _____ Not Applicable (N/A): ✓

Initial: [illegible]

SAMPLE CONDITION:

	Yes	No	N/A
Chain-Of-Custody document(s) received with samples	✓		
Sampler's name indicated on COC	✓		
Sample container label(s) consistent with custody papers	✓		
Sample container(s) intact and good condition	✓		
Correct containers and volume for analyses requested	✓		
Proper preservation noted on sample label(s)	✓		
VOA vial(s) free of headspace.	✓		
Tedlar bag(s) free of condensation			✓

Initial: [illegible]

COMMENTS:

Calscience
Environmental
Laboratories, Inc.

June 21, 2006

Brenda Meyer
Tetra Tech, Inc.
348 West Hospitality Lane, Ste 100
San Bernardino, CA 92408-3216

Subject: **Calscience Work Order No.: 06-06-0548**
Client Reference: Beaumont Site 1 / 18086-02

Dear Client:

Enclosed is an analytical report for the above-referenced project. The samples included in this report were received 6/8/2006 and analyzed in accordance with the attached chain-of-custody.

Unless otherwise noted, all analytical testing was accomplished in accordance with the guidelines established in our Quality Systems Manual, applicable standard operating procedures, and other related documentation. The original report of any subcontracted analysis is provided herein, and follows the standard Calscience data package. The results in this analytical report are limited to the samples tested and any reproduction thereof must be made in its entirety.

If you have any questions regarding this report, please do not hesitate to contact the undersigned.

Sincerely,

Calscience Environmental
Laboratories, Inc.
Jason Torres
Project Manager

Calscience Environmental Laboratories, Inc.

Analytical Report

Tetra Tech, Inc.		Date Received:	06/08/06
348 West Hospitality Lane, Ste 100		Work Order No:	06-06-0548
San Bernardino, CA 92408-3216		Preparation:	EPA 3520B
		Method:	EPA 8270C(M) Isotope Dilution

Project: Beaumont Site 1 / 18086-02

Client Sample Number	Lab Sample Number	Date Collected	Matrix	Date Prepared	Date Analyzed	QC Batch ID
MW-37	**06-06-0548-2**	**06/07/06**	**Aqueous**	**06/14/06**	**06/16/06**	**060614L05**

Parameter	Result	RL	MDL	DF	Qual	Units
1,4-Dioxane	8.8	2.0	0.40	1		ug/L
Surrogates:	REC (%)	Control Limits			Qual	
Nitrobenzene-d5	77	56-123				

MW-47	**06-06-0548-3**	**06/07/06**	**Aqueous**	**06/14/06**	**06/16/06**	**060614L05**

Comment(s): -Results were evaluated to the MDL, concentrations >= to the MDL but < RL, if found, are qualified with a "J" flag.

Parameter	Result	RL	MDL	DF	Qual	Units
1,4-Dioxane	ND	2.0	0.40	1		ug/L
Surrogates:	REC (%)	Control Limits			Qual	
Nitrobenzene-d5	104	56-123				

MW-48	**06-06-0548-4**	**06/07/06**	**Aqueous**	**06/14/06**	**06/16/06**	**060614L05**

Comment(s): -Results were evaluated to the MDL, concentrations >= to the MDL but < RL, if found, are qualified with a "J" flag.

Parameter	Result	RL	MDL	DF	Qual	Units
1,4-Dioxane	ND	2.0	0.40	1		ug/L
Surrogates:	REC (%)	Control Limits			Qual	
Nitrobenzene-d5	98	56-123				

MW-09	**06-06-0548-5**	**06/07/06**	**Aqueous**	**06/14/06**	**06/16/06**	**060614L05**

Parameter	Result	RL	MDL	DF	Qual	Units
1,4-Dioxane	4.5	2.0	0.40	1		ug/L
Surrogates:	REC (%)	Control Limits			Qual	
Nitrobenzene-d5	108	56-123				

MW-08	**06-06-0548-6**	**06/07/06**	**Aqueous**	**06/14/06**	**06/16/06**	**060614L05**

Comment(s): -Results were evaluated to the MDL, concentrations >= to the MDL but < RL, if found, are qualified with a "J" flag.

Parameter	Result	RL	MDL	DF	Qual	Units
1,4-Dioxane	ND	2.0	0.40	1		ug/L
Surrogates:	REC (%)	Control Limits			Qual	
Nitrobenzene-d5	109	56-123				

RL - Reporting Limit , DF - Dilution Factor , Qual - Qualifiers

Calscience Environmental Laboratories, Inc.

Analytical Report

Tetra Tech, Inc.		Date Received:	06/08/06
348 West Hospitality Lane, Ste 100		Work Order No:	06-06-0548
San Bernardino, CA 92408-3216		Preparation:	EPA 3520B
		Method:	EPA 8270C(M) Isotope Dilution

Project: Beaumont Site 1 / 18086-02

Client Sample Number	Lab Sample Number	Date Collected	Matrix	Date Prepared	Date Analyzed	QC Batch ID
OW-02	**06-06-0548-7**	**06/07/06**	**Aqueous**	**06/14/06**	**06/17/06**	**060614L05**

Parameter	Result	RL	MDL	DF	Qual	Units
1,4-Dioxane	18	2	0.40	1		ug/L
Surrogates:	REC (%)	Control Limits			Qual	
Nitrobenzene-d5	115	56-123				

Client Sample Number	Lab Sample Number	Date Collected	Matrix	Date Prepared	Date Analyzed	QC Batch ID
OW-102	**06-06-0548-8**	**06/07/06**	**Aqueous**	**06/14/06**	**06/17/06**	**060614L05**

Parameter	Result	RL	MDL	DF	Qual	Units
1,4-Dioxane	18	2	0.40	1		ug/L
Surrogates:	REC (%)	Control Limits			Qual	
Nitrobenzene-d5	112	56-123				

Client Sample Number	Lab Sample Number	Date Collected	Matrix	Date Prepared	Date Analyzed	QC Batch ID
Method Blank	**099-09-004-587**	**N/A**	**Aqueous**	**06/14/06**	**06/16/06**	**060614L05**

Comment(s): -Results were evaluated to the MDL, concentrations >= to the MDL but < RL, if found, are qualified with a "J" flag.

Parameter	Result	RL	MDL	DF	Qual	Units
1,4-Dioxane	ND	2.0	0.40	1		ug/L
Surrogates:	REC (%)	Control Limits			Qual	
Nitrobenzene-d5	99	56-123				

RL - Reporting Limit , DF - Dilution Factor , Qual - Qualifiers

Calscience Environmental Laboratories, Inc.

Analytical Report

Tetra Tech, Inc.	Date Received:	06/08/06
348 West Hospitality Lane, Ste 100	Work Order No:	06-06-0548
San Bernardino, CA 92408-3216	Preparation:	EPA 5030B
	Method:	EPA 8260B
	Units:	ug/L
Project: Beaumont Site 1 / 18086-02		Page 1 of 9

Client Sample Number	Lab Sample Number	Date Collected	Matrix	Date Prepared	Date Analyzed	QC Batch ID
LTB-060606	**06-06-0548-1**	**06/07/06**	**Aqueous**	**06/09/06**	**06/09/06**	**060609L01**

Comment(s): -Results were evaluated to the MDL, concentrations >= to the MDL but < RL, if found, are qualified with a "J" flag.

Parameter	Result	RL	MDL	DF	Qual	Parameter	Result	RL	MDL	DF	Qual
Acetone	6.8	10.0	6.1	1	J,B	1,3-Dichloropropane	ND	1.0	0.30	1	
Benzene	ND	0.50	0.26	1		2,2-Dichloropropane	ND	1.0	0.40	1	
Bromobenzene	ND	1.0	0.47	1		1,1-Dichloropropene	ND	1.0	0.21	1	
Bromochloromethane	ND	1.0	0.68	1		c-1,3-Dichloropropene	ND	0.50	0.45	1	
Bromodichloromethane	ND	1.0	0.27	1		t-1,3-Dichloropropene	ND	0.50	0.31	1	
Bromoform	ND	1.0	0.62	1		Ethylbenzene	ND	1.0	0.17	1	
Bromomethane	ND	10	2.9	1		2-Hexanone	ND	10	1.9	1	
2-Butanone	ND	10	4.2	1		Isopropylbenzene	ND	1.0	0.24	1	
n-Butylbenzene	ND	1.0	0.29	1		p-Isopropyltoluene	ND	1.0	0.21	1	
sec-Butylbenzene	ND	1.0	0.21	1		Methylene Chloride	63	10	2.6	1	B
tert-Butylbenzene	ND	1.0	0.17	1		4-Methyl-2-Pentanone	ND	10	2.4	1	
Carbon Disulfide	ND	10	1.0	1		Naphthalene	ND	10	0.95	1	
Carbon Tetrachloride	ND	0.50	0.42	1		n-Propylbenzene	ND	1.0	0.30	1	
Chlorobenzene	ND	1.0	0.36	1		Styrene	ND	1.0	0.29	1	
Chloroethane	ND	1.0	0.52	1		1,1,1,2-Tetrachloroethane	ND	1.0	0.37	1	
Chloroform	ND	1.0	0.22	1		1,1,2,2-Tetrachloroethane	ND	1.0	0.37	1	
Chloromethane	ND	10	1.8	1		Tetrachloroethene	ND	1.0	0.29	1	
2-Chlorotoluene	ND	1.0	0.24	1		Toluene	ND	1.0	0.35	1	
4-Chlorotoluene	ND	1.0	0.30	1		1,2,3-Trichlorobenzene	ND	1.0	0.39	1	
Dibromochloromethane	ND	1.0	0.45	1		1,2,4-Trichlorobenzene	ND	1.0	0.35	1	
1,2-Dibromo-3-Chloropropane	ND	5.0	2.5	1		1,1,1-Trichloroethane	ND	1.0	0.32	1	
1,2-Dibromoethane	ND	1.0	0.81	1		1,1,2-Trichloro-1,2,2-Trifluoroethane	ND	10	0.54	1	
Dibromomethane	ND	1.0	0.42	1		1,1,2-Trichloroethane	ND	1.0	0.54	1	
1,2-Dichlorobenzene	ND	1.0	0.24	1		Trichloroethene	ND	1.0	0.30	1	
1,3-Dichlorobenzene	ND	1.0	0.38	1		Trichlorofluoromethane	ND	10	0.36	1	
1,4-Dichlorobenzene	ND	1.0	0.30	1		1,2,3-Trichloropropane	ND	5.0	2.3	1	
Dichlorodifluoromethane	ND	1.0	0.27	1		1,2,4-Trimethylbenzene	ND	1.0	0.26	1	
1,1-Dichloroethane	ND	1.0	0.53	1		1,3,5-Trimethylbenzene	ND	1.0	0.19	1	
1,2-Dichloroethane	ND	0.50	0.22	1		Vinyl Acetate	ND	10	3.2	1	
1,1-Dichloroethene	ND	1.0	0.31	1		Vinyl Chloride	ND	0.50	0.33	1	
c-1,2-Dichloroethene	ND	1.0	0.35	1		p/m-Xylene	ND	1.0	0.38	1	
t-1,2-Dichloroethene	ND	1.0	0.29	1		o-Xylene	ND	1.0	0.21	1	
1,2-Dichloropropane	ND	1.0	0.28	1		Methyl-t-Butyl Ether (MTBE)	ND	1.0	0.29	1	

Surrogates:	REC (%)	Control Limits	Qual	Surrogates:	REC (%)	Control Limits	Qual
Dibromofluoromethane	118	74-140		1,2-Dichloroethane-d4	125	74-146	
Toluene-d8	103	88-112		1,4-Bromofluorobenzene	93	74-110	

RL - Reporting Limit , DF - Dilution Factor , Qual - Qualifiers

Calscience Environmental Laboratories, Inc.

Analytical Report

Tetra Tech, Inc.
348 West Hospitality Lane, Ste 100
San Bernardino, CA 92408-3216

Date Received:	06/08/06
Work Order No:	06-06-0548
Preparation:	EPA 5030B
Method:	EPA 8260B
Units:	ug/L

Project: Beaumont Site 1 / 18086-02

Client Sample Number	Lab Sample Number	Date Collected	Matrix	Date Prepared	Date Analyzed	QC Batch ID
MW-37	**06-06-0548-2**	**06/07/06**	**Aqueous**	**06/09/06**	**06/09/06**	**060609L01**

Comment(s): -Results were evaluated to the MDL, concentrations >= to the MDL but < RL, if found, are qualified with a "J" flag.

Parameter	Result	RL	MDL	DF	Qual	Parameter	Result	RL	MDL	DF	Qual
Acetone	ND	10	6.1	1		1,3-Dichloropropane	ND	1.0	0.30	1	
Benzene	ND	0.50	0.26	1		2,2-Dichloropropane	ND	1.0	0.40	1	
Bromobenzene	ND	1.0	0.47	1		1,1-Dichloropropene	ND	1.0	0.21	1	
Bromochloromethane	ND	1.0	0.68	1		c-1,3-Dichloropropene	ND	0.50	0.45	1	
Bromodichloromethane	ND	1.0	0.27	1		t-1,3-Dichloropropene	ND	0.50	0.31	1	
Bromoform	ND	1.0	0.62	1		Ethylbenzene	ND	1.0	0.17	1	
Bromomethane	ND	10	2.9	1		2-Hexanone	ND	10	1.9	1	
2-Butanone	ND	10	4.2	1		Isopropylbenzene	ND	1.0	0.24	1	
n-Butylbenzene	ND	1.0	0.29	1		p-Isopropyltoluene	ND	1.0	0.21	1	
sec-Butylbenzene	ND	1.0	0.21	1		Methylene Chloride	64	10	2.6	1	B
tert-Butylbenzene	ND	1.0	0.17	1		4-Methyl-2-Pentanone	ND	10	2.4	1	
Carbon Disulfide	ND	10	1.0	1		Naphthalene	ND	10	0.95	1	
Carbon Tetrachloride	ND	0.50	0.42	1		n-Propylbenzene	ND	1.0	0.30	1	
Chlorobenzene	ND	1.0	0.36	1		Styrene	ND	1.0	0.29	1	
Chloroethane	ND	1.0	0.52	1		1,1,1,2-Tetrachloroethane	ND	1.0	0.37	1	
Chloroform	ND	1.0	0.22	1		1,1,2,2-Tetrachloroethane	ND	1.0	0.37	1	
Chloromethane	ND	10	1.8	1		Tetrachloroethene	ND	1.0	0.29	1	
2-Chlorotoluene	ND	1.0	0.24	1		Toluene	ND	1.0	0.35	1	
4-Chlorotoluene	ND	1.0	0.30	1		1,2,3-Trichlorobenzene	ND	1.0	0.39	1	
Dibromochloromethane	ND	1.0	0.45	1		1,2,4-Trichlorobenzene	ND	1.0	0.35	1	
1,2-Dibromo-3-Chloropropane	ND	5.0	2.5	1		1,1,1-Trichloroethane	ND	1.0	0.32	1	
1,2-Dibromoethane	ND	1.0	0.81	1		1,1,2-Trichloro-1,2,2-Trifluoroethane	ND	10	0.54	1	
Dibromomethane	ND	1.0	0.42	1		1,1,2-Trichloroethane	ND	1.0	0.54	1	
1,2-Dichlorobenzene	ND	1.0	0.24	1		Trichloroethene	1.9	1.0	0.30	1	
1,3-Dichlorobenzene	ND	1.0	0.38	1		Trichlorofluoromethane	ND	10	0.36	1	
1,4-Dichlorobenzene	ND	1.0	0.30	1		1,2,3-Trichloropropane	ND	5.0	2.3	1	
Dichlorodifluoromethane	ND	1.0	0.27	1		1,2,4-Trimethylbenzene	ND	1.0	0.26	1	
1,1-Dichloroethane	0.68	1.0	0.53	1	J	1,3,5-Trimethylbenzene	ND	1.0	0.19	1	
1,2-Dichloroethane	ND	0.50	0.22	1		Vinyl Acetate	ND	10	3.2	1	
1,1-Dichloroethene	3.9	1.0	0.31	1		Vinyl Chloride	ND	0.50	0.33	1	
c-1,2-Dichloroethene	ND	1.0	0.35	1		p/m-Xylene	ND	1.0	0.38	1	
t-1,2-Dichloroethene	ND	1.0	0.29	1		o-Xylene	ND	1.0	0.21	1	
1,2-Dichloropropane	ND	1.0	0.28	1		Methyl-t-Butyl Ether (MTBE)	ND	1.0	0.29	1	

Surrogates:	REC (%)	Control Limits	Qual	Surrogates:	REC (%)	Control Limits	Qual
Dibromofluoromethane	118	74-140		1,2-Dichloroethane-d4	127	74-146	
Toluene-d8	101	88-112		1,4-Bromofluorobenzene	91	74-110	

RL - Reporting Limit , DF - Dilution Factor , Qual - Qualifiers

Calscience Environmental Laboratories, Inc.

Analytical Report

Tetra Tech, Inc.	Date Received:	06/08/06
348 West Hospitality Lane, Ste 100	Work Order No:	06-06-0548
San Bernardino, CA 92408-3216	Preparation:	EPA 5030B
	Method:	EPA 8260B
	Units:	ug/L
Project: Beaumont Site 1 / 18086-02		Page 3 of 9

Client Sample Number	Lab Sample Number	Date Collected	Matrix	Date Prepared	Date Analyzed	QC Batch ID
MW-47	**06-06-0548-3**	**06/07/06**	**Aqueous**	**06/09/06**	**06/09/06**	**060609L01**

Comment(s): -Results were evaluated to the MDL, concentrations >= to the MDL but < RL, if found, are qualified with a "J" flag.

Parameter	Result	RL	MDL	DF	Qual	Parameter	Result	RL	MDL	DF	Qual
Acetone	ND	10	6.1	1		1,3-Dichloropropane	ND	1.0	0.30	1	
Benzene	ND	0.50	0.26	1		2,2-Dichloropropane	ND	1.0	0.40	1	
Bromobenzene	ND	1.0	0.47	1		1,1-Dichloropropene	ND	1.0	0.21	1	
Bromochloromethane	ND	1.0	0.68	1		c-1,3-Dichloropropene	ND	0.50	0.45	1	
Bromodichloromethane	ND	1.0	0.27	1		t-1,3-Dichloropropene	ND	0.50	0.31	1	
Bromoform	ND	1.0	0.62	1		Ethylbenzene	ND	1.0	0.17	1	
Bromomethane	ND	10	2.9	1		2-Hexanone	ND	10	1.9	1	
2-Butanone	ND	10	4.2	1		Isopropylbenzene	ND	1.0	0.24	1	
n-Butylbenzene	ND	1.0	0.29	1		p-Isopropyltoluene	ND	1.0	0.21	1	
sec-Butylbenzene	ND	1.0	0.21	1		Methylene Chloride	65	10	2.6	1	B
tert-Butylbenzene	ND	1.0	0.17	1		4-Methyl-2-Pentanone	ND	10	2.4	1	
Carbon Disulfide	ND	10	1.0	1		Naphthalene	ND	10	0.95	1	
Carbon Tetrachloride	ND	0.50	0.42	1		n-Propylbenzene	ND	1.0	0.30	1	
Chlorobenzene	ND	1.0	0.36	1		Styrene	ND	1.0	0.29	1	
Chloroethane	ND	1.0	0.52	1		1,1,1,2-Tetrachloroethane	ND	1.0	0.37	1	
Chloroform	ND	1.0	0.22	1		1,1,2,2-Tetrachloroethane	ND	1.0	0.37	1	
Chloromethane	ND	10	1.8	1		Tetrachloroethene	ND	1.0	0.29	1	
2-Chlorotoluene	ND	1.0	0.24	1		Toluene	ND	1.0	0.35	1	
4-Chlorotoluene	ND	1.0	0.30	1		1,2,3-Trichlorobenzene	ND	1.0	0.39	1	
Dibromochloromethane	ND	1.0	0.45	1		1,2,4-Trichlorobenzene	ND	1.0	0.35	1	
1,2-Dibromo-3-Chloropropane	ND	5.0	2.5	1		1,1,1-Trichloroethane	ND	1.0	0.32	1	
1,2-Dibromoethane	ND	1.0	0.81	1		1,1,2-Trichloro-1,2,2-Trifluoroethane	ND	10	0.54	1	
Dibromomethane	ND	1.0	0.42	1		1,1,2-Trichloroethane	ND	1.0	0.54	1	
1,2-Dichlorobenzene	ND	1.0	0.24	1		Trichloroethene	ND	1.0	0.30	1	
1,3-Dichlorobenzene	ND	1.0	0.38	1		Trichlorofluoromethane	ND	10	0.36	1	
1,4-Dichlorobenzene	ND	1.0	0.30	1		1,2,3-Trichloropropane	ND	5.0	2.3	1	
Dichlorodifluoromethane	ND	1.0	0.27	1		1,2,4-Trimethylbenzene	ND	1.0	0.26	1	
1,1-Dichloroethane	ND	1.0	0.53	1		1,3,5-Trimethylbenzene	ND	1.0	0.19	1	
1,2-Dichloroethane	ND	0.50	0.22	1		Vinyl Acetate	ND	10	3.2	1	
1,1-Dichloroethene	ND	1.0	0.31	1		Vinyl Chloride	ND	0.50	0.33	1	
c-1,2-Dichloroethene	ND	1.0	0.35	1		p/m-Xylene	ND	1.0	0.38	1	
t-1,2-Dichloroethene	ND	1.0	0.29	1		o-Xylene	ND	1.0	0.21	1	
1,2-Dichloropropane	ND	1.0	0.28	1		Methyl-t-Butyl Ether (MTBE)	ND	1.0	0.29	1	

Surrogates:	REC (%)	Control Limits	Qual	Surrogates:	REC (%)	Control Limits	Qual
Dibromofluoromethane	124	74-140		1,2-Dichloroethane-d4	133	74-146	
Toluene-d8	102	88-112		1,4-Bromofluorobenzene	91	74-110	

RL - Reporting Limit , DF - Dilution Factor , Qual - Qualifiers

Calscience Environmental Laboratories, Inc.

Analytical Report

Tetra Tech, Inc.
348 West Hospitality Lane, Ste 100
San Bernardino, CA 92408-3216

Date Received:	06/08/06
Work Order No:	06-06-0548
Preparation:	EPA 5030B
Method:	EPA 8260B
Units:	ug/L

Project: Beaumont Site 1 / 18086-02

Client Sample Number	Lab Sample Number	Date Collected	Matrix	Date Prepared	Date Analyzed	QC Batch ID
MW-48	**06-06-0548-4**	**06/07/06**	**Aqueous**	**06/09/06**	**06/09/06**	**060609L01**

Comment(s): -Results were evaluated to the MDL, concentrations >= to the MDL but < RL, if found, are qualified with a "J" flag.

Parameter	Result	RL	MDL	DF	Qual	Parameter	Result	RL	MDL	DF	Qual
Acetone	ND	10	6.1	1		1,3-Dichloropropane	ND	1.0	0.30	1	
Benzene	ND	0.50	0.26	1		2,2-Dichloropropane	ND	1.0	0.40	1	
Bromobenzene	ND	1.0	0.47	1		1,1-Dichloropropene	ND	1.0	0.21	1	
Bromochloromethane	ND	1.0	0.68	1		c-1,3-Dichloropropene	ND	0.50	0.45	1	
Bromodichloromethane	ND	1.0	0.27	1		t-1,3-Dichloropropene	ND	0.50	0.31	1	
Bromoform	ND	1.0	0.62	1		Ethylbenzene	ND	1.0	0.17	1	
Bromomethane	ND	10	2.9	1		2-Hexanone	ND	10	1.9	1	
2-Butanone	ND	10	4.2	1		Isopropylbenzene	ND	1.0	0.24	1	
n-Butylbenzene	ND	1.0	0.29	1		p-Isopropyltoluene	ND	1.0	0.21	1	
sec-Butylbenzene	ND	1.0	0.21	1		Methylene Chloride	66	10	2.6	1	B
tert-Butylbenzene	ND	1.0	0.17	1		4-Methyl-2-Pentanone	ND	10	2.4	1	
Carbon Disulfide	ND	10	1.0	1		Naphthalene	ND	10	0.95	1	
Carbon Tetrachloride	ND	0.50	0.42	1		n-Propylbenzene	ND	1.0	0.30	1	
Chlorobenzene	ND	1.0	0.36	1		Styrene	ND	1.0	0.29	1	
Chloroethane	ND	1.0	0.52	1		1,1,1,2-Tetrachloroethane	ND	1.0	0.37	1	
Chloroform	ND	1.0	0.22	1		1,1,2,2-Tetrachloroethane	ND	1.0	0.37	1	
Chloromethane	ND	10	1.8	1		Tetrachloroethene	ND	1.0	0.29	1	
2-Chlorotoluene	ND	1.0	0.24	1		Toluene	ND	1.0	0.35	1	
4-Chlorotoluene	ND	1.0	0.30	1		1,2,3-Trichlorobenzene	ND	1.0	0.39	1	
Dibromochloromethane	ND	1.0	0.45	1		1,2,4-Trichlorobenzene	ND	1.0	0.35	1	
1,2-Dibromo-3-Chloropropane	ND	5.0	2.5	1		1,1,1-Trichloroethane	ND	1.0	0.32	1	
1,2-Dibromoethane	ND	1.0	0.81	1		1,1,2-Trichloro-1,2,2-Trifluoroethane	ND	10	0.54	1	
Dibromomethane	ND	1.0	0.42	1		1,1,2-Trichloroethane	ND	1.0	0.54	1	
1,2-Dichlorobenzene	ND	1.0	0.24	1		Trichloroethene	ND	1.0	0.30	1	
1,3-Dichlorobenzene	ND	1.0	0.38	1		Trichlorofluoromethane	ND	10	0.36	1	
1,4-Dichlorobenzene	ND	1.0	0.30	1		1,2,3-Trichloropropane	ND	5.0	2.3	1	
Dichlorodifluoromethane	ND	1.0	0.27	1		1,2,4-Trimethylbenzene	ND	1.0	0.26	1	
1,1-Dichloroethane	ND	1.0	0.53	1		1,3,5-Trimethylbenzene	ND	1.0	0.19	1	
1,2-Dichloroethane	ND	0.50	0.22	1		Vinyl Acetate	ND	10	3.2	1	
1,1-Dichloroethene	ND	1.0	0.31	1		Vinyl Chloride	ND	0.50	0.33	1	
c-1,2-Dichloroethene	ND	1.0	0.35	1		p/m-Xylene	ND	1.0	0.38	1	
t-1,2-Dichloroethene	ND	1.0	0.29	1		o-Xylene	ND	1.0	0.21	1	
1,2-Dichloropropane	ND	1.0	0.28	1		Methyl-t-Butyl Ether (MTBE)	ND	1.0	0.29	1	

Surrogates:	REC (%)	Control Limits	Qual	Surrogates:	REC (%)	Control Limits	Qual
Dibromofluoromethane	124	74-140		1,2-Dichloroethane-d4	131	74-146	
Toluene-d8	102	88-112		1,4-Bromofluorobenzene	91	74-110	

RL - Reporting Limit , DF - Dilution Factor , Qual - Qualifiers

Calscience Environmental Laboratories, Inc.

Analytical Report

Tetra Tech, Inc.	Date Received:	06/08/06
348 West Hospitality Lane, Ste 100	Work Order No:	06-06-0548
San Bernardino, CA 92408-3216	Preparation:	EPA 5030B
	Method:	EPA 8260B
	Units:	ug/L
Project: Beaumont Site 1 / 18086-02		Page 5 of 9

Client Sample Number	Lab Sample Number	Date Collected	Matrix	Date Prepared	Date Analyzed	QC Batch ID
MW-09	**06-06-0548-5**	**06/07/06**	**Aqueous**	**06/09/06**	**06/09/06**	**060609L01**

Comment(s): -Results were evaluated to the MDL, concentrations >= to the MDL but < RL, if found, are qualified with a "J" flag.

Parameter	Result	RL	MDL	DF	Qual	Parameter	Result	RL	MDL	DF	Qual
Acetone	ND	10	6.1	1		1,3-Dichloropropane	ND	1.0	0.30	1	
Benzene	ND	0.50	0.26	1		2,2-Dichloropropane	ND	1.0	0.40	1	
Bromobenzene	ND	1.0	0.47	1		1,1-Dichloropropene	ND	1.0	0.21	1	
Bromochloromethane	ND	1.0	0.68	1		c-1,3-Dichloropropene	ND	0.50	0.45	1	
Bromodichloromethane	ND	1.0	0.27	1		t-1,3-Dichloropropene	ND	0.50	0.31	1	
Bromoform	ND	1.0	0.62	1		Ethylbenzene	ND	1.0	0.17	1	
Bromomethane	ND	10	2.9	1		2-Hexanone	ND	10	1.9	1	
2-Butanone	ND	10	4.2	1		Isopropylbenzene	ND	1.0	0.24	1	
n-Butylbenzene	ND	1.0	0.29	1		p-Isopropyltoluene	ND	1.0	0.21	1	
sec-Butylbenzene	ND	1.0	0.21	1		Methylene Chloride	64	10	2.6	1	B
tert-Butylbenzene	ND	1.0	0.17	1		4-Methyl-2-Pentanone	ND	10	2.4	1	
Carbon Disulfide	ND	10	1.0	1		Naphthalene	ND	10	0.95	1	
Carbon Tetrachloride	ND	0.50	0.42	1		n-Propylbenzene	ND	1.0	0.30	1	
Chlorobenzene	ND	1.0	0.36	1		Styrene	ND	1.0	0.29	1	
Chloroethane	ND	1.0	0.52	1		1,1,1,2-Tetrachloroethane	ND	1.0	0.37	1	
Chloroform	ND	1.0	0.22	1		1,1,2,2-Tetrachloroethane	ND	1.0	0.37	1	
Chloromethane	ND	10	1.8	1		Tetrachloroethene	ND	1.0	0.29	1	
2-Chlorotoluene	ND	1.0	0.24	1		Toluene	ND	1.0	0.35	1	
4-Chlorotoluene	ND	1.0	0.30	1		1,2,3-Trichlorobenzene	ND	1.0	0.39	1	
Dibromochloromethane	ND	1.0	0.45	1		1,2,4-Trichlorobenzene	ND	1.0	0.35	1	
1,2-Dibromo-3-Chloropropane	ND	5.0	2.5	1		1,1,1-Trichloroethane	ND	1.0	0.32	1	
1,2-Dibromoethane	ND	1.0	0.81	1		1,1,2-Trichloro-1,2,2-Trifluoroethane	ND	10	0.54	1	
Dibromomethane	ND	1.0	0.42	1		1,1,2-Trichloroethane	ND	1.0	0.54	1	
1,2-Dichlorobenzene	ND	1.0	0.24	1		Trichloroethene	ND	1.0	0.30	1	
1,3-Dichlorobenzene	ND	1.0	0.38	1		Trichlorofluoromethane	ND	10	0.36	1	
1,4-Dichlorobenzene	ND	1.0	0.30	1		1,2,3-Trichloropropane	ND	5.0	2.3	1	
Dichlorodifluoromethane	ND	1.0	0.27	1		1,2,4-Trimethylbenzene	ND	1.0	0.26	1	
1,1-Dichloroethane	ND	1.0	0.53	1		1,3,5-Trimethylbenzene	ND	1.0	0.19	1	
1,2-Dichloroethane	ND	0.50	0.22	1		Vinyl Acetate	ND	10	3.2	1	
1,1-Dichloroethene	ND	1.0	0.31	1		Vinyl Chloride	ND	0.50	0.33	1	
c-1,2-Dichloroethene	ND	1.0	0.35	1		p/m-Xylene	ND	1.0	0.38	1	
t-1,2-Dichloroethene	ND	1.0	0.29	1		o-Xylene	ND	1.0	0.21	1	
1,2-Dichloropropane	ND	1.0	0.28	1		Methyl-t-Butyl Ether (MTBE)	ND	1.0	0.29	1	

Surrogates:	REC (%)	Control Limits	Qual	Surrogates:	REC (%)	Control Limits	Qual
Dibromofluoromethane	124	74-140		1,2-Dichloroethane-d4	134	74-146	
Toluene-d8	102	88-112		1,4-Bromofluorobenzene	89	74-110	

RL - Reporting Limit , DF - Dilution Factor , Qual - Qualifiers

Calscience Environmental Laboratories, Inc.

Analytical Report

Tetra Tech, Inc.	Date Received:	06/08/06
348 West Hospitality Lane, Ste 100	Work Order No:	06-06-0548
San Bernardino, CA 92408-3216	Preparation:	EPA 5030B
	Method:	EPA 8260B
	Units:	ug/L
Project: Beaumont Site 1 / 18086-02		Page 6 of 9

Client Sample Number	Lab Sample Number	Date Collected	Matrix	Date Prepared	Date Analyzed	QC Batch ID
MW-08	**06-06-0548-6**	**06/07/06**	**Aqueous**	**06/09/06**	**06/09/06**	**060609L01**

Comment(s): -Results were evaluated to the MDL, concentrations >= to the MDL but < RL, if found, are qualified with a "J" flag.

Parameter	Result	RL	MDL	DF	Qual	Parameter	Result	RL	MDL	DF	Qual
Acetone	ND	10	6.1	1		1,3-Dichloropropane	ND	1.0	0.30	1	
Benzene	ND	0.50	0.26	1		2,2-Dichloropropane	ND	1.0	0.40	1	
Bromobenzene	ND	1.0	0.47	1		1,1-Dichloropropene	ND	1.0	0.21	1	
Bromochloromethane	ND	1.0	0.68	1		c-1,3-Dichloropropene	ND	0.50	0.45	1	
Bromodichloromethane	ND	1.0	0.27	1		t-1,3-Dichloropropene	ND	0.50	0.31	1	
Bromoform	ND	1.0	0.62	1		Ethylbenzene	ND	1.0	0.17	1	
Bromomethane	ND	10	2.9	1		2-Hexanone	ND	10	1.9	1	
2-Butanone	ND	10	4.2	1		Isopropylbenzene	ND	1.0	0.24	1	
n-Butylbenzene	ND	1.0	0.29	1		p-Isopropyltoluene	ND	1.0	0.21	1	
sec-Butylbenzene	ND	1.0	0.21	1		Methylene Chloride	65	10	2.6	1	B
tert-Butylbenzene	ND	1.0	0.17	1		4-Methyl-2-Pentanone	ND	10	2.4	1	
Carbon Disulfide	ND	10	1.0	1		Naphthalene	ND	10	0.95	1	
Carbon Tetrachloride	ND	0.50	0.42	1		n-Propylbenzene	ND	1.0	0.30	1	
Chlorobenzene	ND	1.0	0.36	1		Styrene	ND	1.0	0.29	1	
Chloroethane	ND	1.0	0.52	1		1,1,1,2-Tetrachloroethane	ND	1.0	0.37	1	
Chloroform	ND	1.0	0.22	1		1,1,2,2-Tetrachloroethane	ND	1.0	0.37	1	
Chloromethane	ND	10	1.8	1		Tetrachloroethene	ND	1.0	0.29	1	
2-Chlorotoluene	ND	1.0	0.24	1		Toluene	ND	1.0	0.35	1	
4-Chlorotoluene	ND	1.0	0.30	1		1,2,3-Trichlorobenzene	ND	1.0	0.39	1	
Dibromochloromethane	ND	1.0	0.45	1		1,2,4-Trichlorobenzene	ND	1.0	0.35	1	
1,2-Dibromo-3-Chloropropane	ND	5.0	2.5	1		1,1,1-Trichloroethane	ND	1.0	0.32	1	
1,2-Dibromoethane	ND	1.0	0.81	1		1,1,2-Trichloro-1,2,2-Trifluoroethane	ND	10	0.54	1	
Dibromomethane	ND	1.0	0.42	1		1,1,2-Trichloroethane	ND	1.0	0.54	1	
1,2-Dichlorobenzene	ND	1.0	0.24	1		Trichloroethene	ND	1.0	0.30	1	
1,3-Dichlorobenzene	ND	1.0	0.38	1		Trichlorofluoromethane	ND	10	0.36	1	
1,4-Dichlorobenzene	ND	1.0	0.30	1		1,2,3-Trichloropropane	ND	5.0	2.3	1	
Dichlorodifluoromethane	ND	1.0	0.27	1		1,2,4-Trimethylbenzene	ND	1.0	0.26	1	
1,1-Dichloroethane	ND	1.0	0.53	1		1,3,5-Trimethylbenzene	ND	1.0	0.19	1	
1,2-Dichloroethane	ND	0.50	0.22	1		Vinyl Acetate	ND	10	3.2	1	
1,1-Dichloroethene	ND	1.0	0.31	1		Vinyl Chloride	ND	0.50	0.33	1	
c-1,2-Dichloroethene	ND	1.0	0.35	1		p/m-Xylene	ND	1.0	0.38	1	
t-1,2-Dichloroethene	ND	1.0	0.29	1		o-Xylene	ND	1.0	0.21	1	
1,2-Dichloropropane	ND	1.0	0.28	1		Methyl-t-Butyl Ether (MTBE)	ND	1.0	0.29	1	

Surrogates:	REC (%)	Control Limits	Qual	Surrogates:	REC (%)	Control Limits	Qual
Dibromofluoromethane	125	74-140		1,2-Dichloroethane-d4	136	74-146	
Toluene-d8	104	88-112		1,4-Bromofluorobenzene	90	74-110	

RL - Reporting Limit , DF - Dilution Factor , Qual - Qualifiers

Calscience Environmental Laboratories, Inc.

Analytical Report

Tetra Tech, Inc.	Date Received:	06/08/06
348 West Hospitality Lane, Ste 100	Work Order No:	06-06-0548
San Bernardino, CA 92408-3216	Preparation:	EPA 5030B
	Method:	EPA 8260B
	Units:	ug/L
Project: Beaumont Site 1 / 18086-02		Page 7 of 9

Client Sample Number	Lab Sample Number	Date Collected	Matrix	Date Prepared	Date Analyzed	QC Batch ID
OW-02	**06-06-0548-7**	**06/07/06**	**Aqueous**	**06/09/06**	**06/09/06**	**060609L01**

Comment(s): -Results were evaluated to the MDL, concentrations >= to the MDL but < RL, if found, are qualified with a "J" flag.

Parameter	Result	RL	MDL	DF	Qual	Parameter	Result	RL	MDL	DF	Qual
Acetone	ND	10	6.1	1		1,3-Dichloropropane	ND	1.0	0.30	1	
Benzene	ND	0.50	0.26	1		2,2-Dichloropropane	ND	1.0	0.40	1	
Bromobenzene	ND	1.0	0.47	1		1,1-Dichloropropene	ND	1.0	0.21	1	
Bromochloromethane	ND	1.0	0.68	1		c-1,3-Dichloropropene	ND	0.50	0.45	1	
Bromodichloromethane	ND	1.0	0.27	1		t-1,3-Dichloropropene	ND	0.50	0.31	1	
Bromoform	ND	1.0	0.62	1		Ethylbenzene	ND	1.0	0.17	1	
Bromomethane	ND	10	2.9	1		2-Hexanone	ND	10	1.9	1	
2-Butanone	ND	10	4.2	1		Isopropylbenzene	ND	1.0	0.24	1	
n-Butylbenzene	ND	1.0	0.29	1		p-Isopropyltoluene	ND	1.0	0.21	1	
sec-Butylbenzene	ND	1.0	0.21	1		Methylene Chloride	67	10	2.6	1	B
tert-Butylbenzene	ND	1.0	0.17	1		4-Methyl-2-Pentanone	ND	10	2.4	1	
Carbon Disulfide	ND	10	1.0	1		Naphthalene	ND	10	0.95	1	
Carbon Tetrachloride	ND	0.50	0.42	1		n-Propylbenzene	ND	1.0	0.30	1	
Chlorobenzene	ND	1.0	0.36	1		Styrene	ND	1.0	0.29	1	
Chloroethane	ND	1.0	0.52	1		1,1,1,2-Tetrachloroethane	ND	1.0	0.37	1	
Chloroform	0.47	1.0	0.22	1	J	1,1,2,2-Tetrachloroethane	ND	1.0	0.37	1	
Chloromethane	ND	10	1.8	1		Tetrachloroethene	ND	1.0	0.29	1	
2-Chlorotoluene	ND	1.0	0.24	1		Toluene	ND	1.0	0.35	1	
4-Chlorotoluene	ND	1.0	0.30	1		1,2,3-Trichlorobenzene	ND	1.0	0.39	1	
Dibromochloromethane	ND	1.0	0.45	1		1,2,4-Trichlorobenzene	ND	1.0	0.35	1	
1,2-Dibromo-3-Chloropropane	ND	5.0	2.5	1		1,1,1-Trichloroethane	0.96	1.0	0.32	1	J
1,2-Dibromoethane	ND	1.0	0.81	1		1,1,2-Trichloro-1,2,2-Trifluoroethane	ND	10	0.54	1	
Dibromomethane	ND	1.0	0.42	1		1,1,2-Trichloroethane	ND	1.0	0.54	1	
1,2-Dichlorobenzene	ND	1.0	0.24	1		Trichloroethene	26	1	0.30	1	
1,3-Dichlorobenzene	ND	1.0	0.38	1		Trichlorofluoromethane	ND	10	0.36	1	
1,4-Dichlorobenzene	ND	1.0	0.30	1		1,2,3-Trichloropropane	ND	5.0	2.3	1	
Dichlorodifluoromethane	ND	1.0	0.27	1		1,2,4-Trimethylbenzene	ND	1.0	0.26	1	
1,1-Dichloroethane	0.95	1.0	0.53	1	J	1,3,5-Trimethylbenzene	ND	1.0	0.19	1	
1,2-Dichloroethane	0.40	0.50	0.22	1	J	Vinyl Acetate	ND	10	3.2	1	
1,1-Dichloroethene	27	1	0.31	1		Vinyl Chloride	ND	0.50	0.33	1	
c-1,2-Dichloroethene	ND	1.0	0.35	1		p/m-Xylene	ND	1.0	0.38	1	
t-1,2-Dichloroethene	ND	1.0	0.29	1		o-Xylene	ND	1.0	0.21	1	
1,2-Dichloropropane	ND	1.0	0.28	1		Methyl-t-Butyl Ether (MTBE)	ND	1.0	0.29	1	

Surrogates:	REC (%)	Control Limits	Qual	Surrogates:	REC (%)	Control Limits	Qual
Dibromofluoromethane	127	74-140		1,2-Dichloroethane-d4	142	74-146	
Toluene-d8	102	88-112		1,4-Bromofluorobenzene	92	74-110	

RL - Reporting Limit , DF - Dilution Factor , Qual - Qualifiers

Calscience Environmental Laboratories, Inc.

Analytical Report

Tetra Tech, Inc.	Date Received:	06/08/06
348 West Hospitality Lane, Ste 100	Work Order No:	06-06-0548
San Bernardino, CA 92408-3216	Preparation:	EPA 5030B
	Method:	EPA 8260B
	Units:	ug/L
Project: Beaumont Site 1 / 18086-02		Page 8 of 9

Client Sample Number	Lab Sample Number	Date Collected	Matrix	Date Prepared	Date Analyzed	QC Batch ID
OW-102	**06-06-0548-8**	**06/07/06**	**Aqueous**	**06/09/06**	**06/09/06**	**060609L01**

Comment(s): -Results were evaluated to the MDL, concentrations >= to the MDL but < RL, if found, are qualified with a "J" flag.

Parameter	Result	RL	MDL	DF	Qual	Parameter	Result	RL	MDL	DF	Qual
Acetone	ND	10	6.1	1		1,3-Dichloropropane	ND	1.0	0.30	1	
Benzene	ND	0.50	0.26	1		2,2-Dichloropropane	ND	1.0	0.40	1	
Bromobenzene	ND	1.0	0.47	1		1,1-Dichloropropene	ND	1.0	0.21	1	
Bromochloromethane	ND	1.0	0.68	1		c-1,3-Dichloropropene	ND	0.50	0.45	1	
Bromodichloromethane	ND	1.0	0.27	1		t-1,3-Dichloropropene	ND	0.50	0.31	1	
Bromoform	ND	1.0	0.62	1		Ethylbenzene	ND	1.0	0.17	1	
Bromomethane	ND	10	2.9	1		2-Hexanone	ND	10	1.9	1	
2-Butanone	ND	10	4.2	1		Isopropylbenzene	ND	1.0	0.24	1	
n-Butylbenzene	ND	1.0	0.29	1		p-Isopropyltoluene	ND	1.0	0.21	1	
sec-Butylbenzene	ND	1.0	0.21	1		Methylene Chloride	63	10	2.6	1	B
tert-Butylbenzene	ND	1.0	0.17	1		4-Methyl-2-Pentanone	ND	10	2.4	1	
Carbon Disulfide	ND	10	1.0	1		Naphthalene	ND	10	0.95	1	
Carbon Tetrachloride	ND	0.50	0.42	1		n-Propylbenzene	ND	1.0	0.30	1	
Chlorobenzene	ND	1.0	0.36	1		Styrene	ND	1.0	0.29	1	
Chloroethane	ND	1.0	0.52	1		1,1,1,2-Tetrachloroethane	ND	1.0	0.37	1	
Chloroform	0.46	1.0	0.22	1	J	1,1,2,2-Tetrachloroethane	ND	1.0	0.37	1	
Chloromethane	ND	10	1.8	1		Tetrachloroethene	ND	1.0	0.29	1	
2-Chlorotoluene	ND	1.0	0.24	1		Toluene	ND	1.0	0.35	1	
4-Chlorotoluene	ND	1.0	0.30	1		1,2,3-Trichlorobenzene	ND	1.0	0.39	1	
Dibromochloromethane	ND	1.0	0.45	1		1,2,4-Trichlorobenzene	ND	1.0	0.35	1	
1,2-Dibromo-3-Chloropropane	ND	5.0	2.5	1		1,1,1-Trichloroethane	0.93	1.0	0.32	1	J
1,2-Dibromoethane	ND	1.0	0.81	1		1,1,2-Trichloro-1,2,2-Trifluoroethane	ND	10	0.54	1	
Dibromomethane	ND	1.0	0.42	1		1,1,2-Trichloroethane	ND	1.0	0.54	1	
1,2-Dichlorobenzene	ND	1.0	0.24	1		Trichloroethene	25	1	0.30	1	
1,3-Dichlorobenzene	ND	1.0	0.38	1		Trichlorofluoromethane	ND	10	0.36	1	
1,4-Dichlorobenzene	ND	1.0	0.30	1		1,2,3-Trichloropropane	ND	5.0	2.3	1	
Dichlorodifluoromethane	ND	1.0	0.27	1		1,2,4-Trimethylbenzene	ND	1.0	0.26	1	
1,1-Dichloroethane	0.85	1.0	0.53	1	J	1,3,5-Trimethylbenzene	ND	1.0	0.19	1	
1,2-Dichloroethane	0.29	0.50	0.22	1	J	Vinyl Acetate	ND	10	3.2	1	
1,1-Dichloroethene	25	1	0.31	1		Vinyl Chloride	ND	0.50	0.33	1	
c-1,2-Dichloroethene	ND	1.0	0.35	1		p/m-Xylene	ND	1.0	0.38	1	
t-1,2-Dichloroethene	ND	1.0	0.29	1		o-Xylene	ND	1.0	0.21	1	
1,2-Dichloropropane	ND	1.0	0.28	1		Methyl-t-Butyl Ether (MTBE)	ND	1.0	0.29	1	

Surrogates:	REC (%)	Control Limits	Qual	Surrogates:	REC (%)	Control Limits	Qual
Dibromofluoromethane	127	74-140		1,2-Dichloroethane-d4	139	74-146	
Toluene-d8	104	88-112		1,4-Bromofluorobenzene	90	74-110	

RL - Reporting Limit , DF - Dilution Factor , Qual - Qualifiers

Calscience Environmental Laboratories, Inc.

Analytical Report

Tetra Tech, Inc.	Date Received:	06/08/06
348 West Hospitality Lane, Ste 100	Work Order No:	06-06-0548
San Bernardino, CA 92408-3216	Preparation:	EPA 5030B
	Method:	EPA 8260B
	Units:	ug/L
Project: Beaumont Site 1 / 18086-02		Page 9 of 9

Client Sample Number	Lab Sample Number	Date Collected	Matrix	Date Prepared	Date Analyzed	QC Batch ID
Method Blank	**099-10-006-18,212**	**N/A**	**Aqueous**	**06/09/06**	**06/09/06**	**060609L01**

Comment(s): -Results were evaluated to the MDL, concentrations >= to the MDL but < RL, if found, are qualified with a "J" flag.

Parameter	Result	RL	MDL	DF	Qual	Parameter	Result	RL	MDL	DF	Qual
Acetone	7.3	10.0	6.1	1	J	1,3-Dichloropropane	ND	1.0	0.30	1	
Benzene	ND	0.50	0.26	1		2,2-Dichloropropane	ND	1.0	0.40	1	
Bromobenzene	ND	1.0	0.47	1		1,1-Dichloropropene	ND	1.0	0.21	1	
Bromochloromethane	ND	1.0	0.68	1		c-1,3-Dichloropropene	ND	0.50	0.45	1	
Bromodichloromethane	ND	1.0	0.27	1		t-1,3-Dichloropropene	ND	0.50	0.31	1	
Bromoform	ND	1.0	0.62	1		Ethylbenzene	ND	1.0	0.17	1	
Bromomethane	ND	10	2.9	1		2-Hexanone	ND	10	1.9	1	
2-Butanone	ND	10	4.2	1		Isopropylbenzene	ND	1.0	0.24	1	
n-Butylbenzene	ND	1.0	0.29	1		p-Isopropyltoluene	ND	1.0	0.21	1	
sec-Butylbenzene	ND	1.0	0.21	1		Methylene Chloride	7.0	10.0	2.6	1	J
tert-Butylbenzene	ND	1.0	0.17	1		4-Methyl-2-Pentanone	ND	10	2.4	1	
Carbon Disulfide	ND	10	1.0	1		Naphthalene	ND	10	0.95	1	
Carbon Tetrachloride	ND	0.50	0.42	1		n-Propylbenzene	ND	1.0	0.30	1	
Chlorobenzene	ND	1.0	0.36	1		Styrene	ND	1.0	0.29	1	
Chloroethane	ND	1.0	0.52	1		1,1,1,2-Tetrachloroethane	ND	1.0	0.37	1	
Chloroform	ND	1.0	0.22	1		1,1,2,2-Tetrachloroethane	ND	1.0	0.37	1	
Chloromethane	ND	10	1.8	1		Tetrachloroethene	ND	1.0	0.29	1	
2-Chlorotoluene	ND	1.0	0.24	1		Toluene	ND	1.0	0.35	1	
4-Chlorotoluene	ND	1.0	0.30	1		1,2,3-Trichlorobenzene	ND	1.0	0.39	1	
Dibromochloromethane	ND	1.0	0.45	1		1,2,4-Trichlorobenzene	ND	1.0	0.35	1	
1,2-Dibromo-3-Chloropropane	ND	5.0	2.5	1		1,1,1-Trichloroethane	ND	1.0	0.32	1	
1,2-Dibromoethane	ND	1.0	0.81	1		1,1,2-Trichloro-1,2,2-Trifluoroethane	ND	10	0.54	1	
Dibromomethane	ND	1.0	0.42	1		1,1,2-Trichloroethane	ND	1.0	0.54	1	
1,2-Dichlorobenzene	ND	1.0	0.24	1		Trichloroethene	ND	1.0	0.30	1	
1,3-Dichlorobenzene	ND	1.0	0.38	1		Trichlorofluoromethane	ND	10	0.36	1	
1,4-Dichlorobenzene	ND	1.0	0.30	1		1,2,3-Trichloropropane	ND	5.0	2.3	1	
Dichlorodifluoromethane	ND	1.0	0.27	1		1,2,4-Trimethylbenzene	ND	1.0	0.26	1	
1,1-Dichloroethane	ND	1.0	0.53	1		1,3,5-Trimethylbenzene	ND	1.0	0.19	1	
1,2-Dichloroethane	ND	0.50	0.22	1		Vinyl Acetate	ND	10	3.2	1	
1,1-Dichloroethene	ND	1.0	0.31	1		Vinyl Chloride	ND	0.50	0.33	1	
c-1,2-Dichloroethene	ND	1.0	0.35	1		p/m-Xylene	ND	1.0	0.38	1	
t-1,2-Dichloroethene	ND	1.0	0.29	1		o-Xylene	ND	1.0	0.21	1	
1,2-Dichloropropane	ND	1.0	0.28	1		Methyl-t-Butyl Ether (MTBE)	ND	1.0	0.29	1	

Surrogates:	REC (%)	Control Limits	Qual	Surrogates:	REC (%)	Control Limits	Qual
Dibromofluoromethane	118	74-140		1,2-Dichloroethane-d4	120	74-146	
Toluene-d8	101	88-112		1,4-Bromofluorobenzene	92	74-110	

RL - Reporting Limit , DF - Dilution Factor , Qual - Qualifiers

Calscience Environmental Laboratories, Inc.

EPA 8260B Tentatively Identified Compound List

Work Order	CEL Sample	Client ID	Q	Compound	CAS NUMBER	RT	On Column Conc. ug/L	Estimated Conc. ug/L
06-06-0548				No TICs found for all samples				

Q Qualifier
RT Retention Time

7440 Lincoln Way, Garden Grove, CA 92841-1432 • TEL: (714) 895-5494 • FAX: (714) 894-7501

Calscience Environmental Laboratories, Inc.

Analytical Report

Tetra Tech, Inc.
348 West Hospitality Lane, Ste 100
San Bernardino, CA 92408-3216

Date Received: 06/08/06
Work Order No: 06-06-0548

Project: Beaumont Site 1 / 18086-02

Client Sample Number	Lab Sample Number	Date Collected	Matrix
MW-37	**06-06-0548-2**	**06/07/06**	**Aqueous**

Comment(s): (1) Results were evaluated to the MDL, concentrations >= to the MDL but < RL, if found, are qualified with a "J" flag.

Parameter	Result	RL	MDL	DF	Qual	Units	Date Prepared	Date Analyzed	Method
Perchlorate (1)	ND	2.0	0.43	1		ug/L	N/A	06/13/06	EPA 314.0

Client Sample Number	Lab Sample Number	Date Collected	Matrix
MW-47	**06-06-0548-3**	**06/07/06**	**Aqueous**

Parameter	Result	RL	MDL	DF	Qual	Units	Date Prepared	Date Analyzed	Method
Perchlorate	9.4	2.0	0.43	1		ug/L	N/A	06/13/06	EPA 314.0

Client Sample Number	Lab Sample Number	Date Collected	Matrix
MW-48	**06-06-0548-4**	**06/07/06**	**Aqueous**

Comment(s): (1) Results were evaluated to the MDL, concentrations >= to the MDL but < RL, if found, are qualified with a "J" flag.

Parameter	Result	RL	MDL	DF	Qual	Units	Date Prepared	Date Analyzed	Method
Perchlorate (1)	ND	2.0	0.43	1		ug/L	N/A	06/13/06	EPA 314.0

Client Sample Number	Lab Sample Number	Date Collected	Matrix
MW-09	**06-06-0548-5**	**06/07/06**	**Aqueous**

Comment(s): (1) Results were evaluated to the MDL, concentrations >= to the MDL but < RL, if found, are qualified with a "J" flag.

Parameter	Result	RL	MDL	DF	Qual	Units	Date Prepared	Date Analyzed	Method
Perchlorate (1)	ND	2.0	0.43	1		ug/L	N/A	06/13/06	EPA 314.0

Client Sample Number	Lab Sample Number	Date Collected	Matrix
MW-08	**06-06-0548-6**	**06/07/06**	**Aqueous**

Comment(s): (1) Results were evaluated to the MDL, concentrations >= to the MDL but < RL, if found, are qualified with a "J" flag.

Parameter	Result	RL	MDL	DF	Qual	Units	Date Prepared	Date Analyzed	Method
Perchlorate (1)	ND	2.0	0.43	1		ug/L	N/A	06/13/06	EPA 314.0

Client Sample Number	Lab Sample Number	Date Collected	Matrix
OW-02	**06-06-0548-7**	**06/07/06**	**Aqueous**

Parameter	Result	RL	MDL	DF	Qual	Units	Date Prepared	Date Analyzed	Method
Perchlorate	450	20	4.3	10		ug/L	N/A	06/14/06	EPA 314.0

RL - Reporting Limit , DF - Dilution Factor , Qual - Qualifiers

Calscience Environmental Laboratories, Inc.

Analytical Report

Tetra Tech, Inc.
348 West Hospitality Lane, Ste 100
San Bernardino, CA 92408-3216

Date Received: 06/08/06
Work Order No: 06-06-0548

Project: Beaumont Site 1 / 18086-02

Client Sample Number	Lab Sample Number	Date Collected	Matrix
OW-102	**06-06-0548-8**	**06/07/06**	**Aqueous**

Parameter	Result	RL	MDL	DF	Qual	Units	Date Prepared	Date Analyzed	Method
Perchlorate	450	20	4.3	10		ug/L	N/A	06/14/06	EPA 314.0

Method Blank	**N/A**	**Aqueous**

Comment(s): (1) Results were evaluated to the MDL, concentrations >= to the MDL but < RL, if found, are qualified with a "J" flag.

Parameter	Result	RL	MDL	DF	Qual	Units	Date Prepared	Date Analyzed	Method
Perchlorate (1)	ND	2.0	0.43	1		ug/L	N/A	06/13/06	EPA 314.0

RL - Reporting Limit , DF - Dilution Factor , Qual - Qualifiers

Calscience Environmental Laboratories, Inc.

Quality Control - Spike/Spike Duplicate

Tetra Tech, Inc.
348 West Hospitality Lane, Ste 100
San Bernardino, CA 92408-3216

Date Received: 06/08/06
Work Order No: 06-06-0548
Preparation: EPA 5030B
Method: EPA 8260B

Project Beaumont Site 1 / 18086-02

Quality Control Sample ID	Matrix	Instrument	Date Prepared	Date Analyzed	MS/MSD Batch Number
LTB-060606	**Aqueous**	**GC/MS R**	**06/09/06**	**06/09/06**	**060609S01**

Parameter	MS %REC	MSD %REC	%REC CL	RPD	RPD CL	Qualifiers
Benzene	103	94	88-118	9	0-7	4
Carbon Tetrachloride	130	118	67-145	9	0-11	
Chlorobenzene	104	99	88-118	5	0-7	
1,2-Dichlorobenzene	105	97	86-116	8	0-8	
1,1-Dichloroethene	113	104	70-130	9	0-25	
Toluene	105	96	87-123	9	0-8	4
Trichloroethene	109	99	79-127	10	0-10	
Vinyl Chloride	92	84	69-129	9	0-13	
Methyl-t-Butyl Ether (MTBE)	111	97	71-131	13	0-13	
Tert-Butyl Alcohol (TBA)	112	98	36-168	14	0-45	
Diisopropyl Ether (DIPE)	109	94	81-123	15	0-9	4
Ethyl-t-Butyl Ether (ETBE)	100	92	72-126	8	0-12	
Tert-Amyl-Methyl Ether (TAME)	106	96	72-126	10	0-12	
Ethanol	100	82	53-149	20	0-31	

RPD - Relative Percent Difference , CL - Control Limit

Calscience Environmental Laboratories, Inc.

Quality Control - Spike/Spike Duplicate

Tetra Tech, Inc.
348 West Hospitality Lane, Ste 100
San Bernardino, CA 92408-3216

Date Received: N/A
Work Order No: 06-06-0548

Project: Beaumont Site 1 / 18086-02

Matrix: Aqueous

Parameter	Method	Quality Control Sample ID	Date Analyzed	Date Extracted	MS% REC	MSD % REC	%REC CL	RPD	RPD CL	Qualifiers
Perchlorate	EPA 314.0	06-06-0679-3	06/14/06	N/A	115	116	80-120	2	0-15	

RPD - Relative Percent Difference , CL - Control Limit

Calscience Environmental Laboratories, Inc.

Quality Control - LCS/LCS Duplicate

ACCREDITED IN ACCORDANCE WITH nelac

Tetra Tech, Inc.		Date Received:	N/A
348 West Hospitality Lane, Ste 100		Work Order No:	06-06-0548
San Bernardino, CA 92408-3216		Preparation:	EPA 3520B
		Method:	EPA 8270C(M) Isotope Dilution

Project: Beaumont Site 1 / 18086-02

Quality Control Sample ID	Matrix	Instrument	Date Prepared	Date Analyzed	LCS/LCSD Batch Number
099-09-004-587	**Aqueous**	**GC/MS P**	**06/14/06**	**06/16/06**	**060614L05**

Parameter	LCS %REC	LCSD %REC	%REC CL	RPD	RPD CL	Qualifiers
1,4-Dioxane	101	107	50-130	6	0-20	

RPD - Relative Percent Difference , CL - Control Limit

Calscience Environmental Laboratories, Inc.

Quality Control - LCS/LCS Duplicate

Tetra Tech, Inc.
348 West Hospitality Lane, Ste 100
San Bernardino, CA 92408-3216

Date Received: N/A
Work Order No: 06-06-0548
Preparation: EPA 5030B
Method: EPA 8260B

Project: Beaumont Site 1 / 18086-02

Quality Control Sample ID	Matrix	Instrument	Date Prepared	Date Analyzed	LCS/LCSD Batch Number
099-10-006-18,212	**Aqueous**	**GC/MS R**	**06/09/06**	**06/09/06**	**060609L01**

Parameter	LCS %REC	LCSD %REC	%REC CL	RPD	RPD CL	Qualifiers
Benzene	98	96	84-120	2	0-8	
Carbon Tetrachloride	125	123	63-147	2	0-10	
Chlorobenzene	101	100	89-119	0	0-7	
1,2-Dichlorobenzene	101	101	89-119	0	0-9	
1,1-Dichloroethene	112	108	77-125	4	0-16	
Toluene	100	99	83-125	1	0-9	
Trichloroethene	104	103	89-119	2	0-8	
Vinyl Chloride	94	92	63-135	2	0-13	
Methyl-t-Butyl Ether (MTBE)	104	105	82-118	1	0-13	
Tert-Butyl Alcohol (TBA)	113	104	46-154	8	0-32	
Diisopropyl Ether (DIPE)	102	100	81-123	2	0-11	
Ethyl-t-Butyl Ether (ETBE)	96	97	74-122	1	0-12	
Tert-Amyl-Methyl Ether (TAME)	100	101	76-124	1	0-10	
Ethanol	105	83	60-138	23	0-32	

RPD - Relative Percent Difference , CL - Control Limit

Calscience Environmental Laboratories, Inc.

Quality Control - LCS/LCS Duplicate

Tetra Tech, Inc.
348 West Hospitality Lane, Ste 100
San Bernardino, CA 92408-3216

Date Received: N/A
Work Order No: 06-06-0548

Project: Beaumont Site 1 / 18086-02

Matrix: Aqueous

Parameter	Method	Quality Control Sample ID	Date Extracted	Date Analyzed	LCS % REC	LCSD % REC	%REC CL	RPD	RPD CL	Qual
Perchlorate	EPA 314.0	099-05-203-415	N/A	06/13/06	108	109	85-115	1	0-15	

RPD - Relative Percent Difference , CL - Control Limit

Calscience Environmental Laboratories, Inc.

Glossary of Terms and Qualifiers

Work Order Number: 06-06-0548

Qualifier	Definition
*	See applicable analysis comment.
1	Surrogate compound recovery was out of control due to a required sample dilution, therefore, the sample data was reported without further clarification.
2	Surrogate compound recovery was out of control due to matrix interference. The associated method blank surrogate spike compound was in control and, therefore, the sample data was reported without further clarification.
3	Recovery of the Matrix Spike or Matrix Spike Duplicate compound was out of control due to matrix interference. The associated LCS and/or LCSD was in control and, therefore, the sample data was reported without further clarification.
4	The MS/MSD RPD was out of control due to matrix interference. The LCS/LCSD RPD was in control and, therefore, the sample data was reported without further clarification.
5	The PDS/PDSD associated with this batch of samples was out of control due to a matrix interference effect. The associated batch LCS/LCSD was in control and, hence, the associated sample data was reported with no further corrective action required.
A	Result is the average of all dilutions, as defined by the method.
B	Analyte was present in the associated method blank.
C	Analyte presence was not confirmed on primary column.
E	Concentration exceeds the calibration range.
H	Sample received and/or analyzed past the recommended holding time.
J	Analyte was detected at a concentration below the reporting limit and above the laboratory method detection limit. Reported value is estimated.
N	Nontarget Analyte.
ND	Parameter not detected at the indicated reporting limit.
Q	Spike recovery and RPD control limits do not apply resulting from the parameter concentration in the sample exceeding the spike concentration by a factor of four or greater.
U	Undetected at the laboratory method detection limit.
X	% Recovery and/or RPD out-of-range.
Z	Analyte presence was not confirmed by second column or GC/MS analysis.

0548

CHAIN OF CUSTODY RECORD

TETRA TECH, INC.
348 W. Hospitality Lane, Suite 100
San Bernardino, California 92408
Telephone: (909) 381-1674
FAX: (909) 889-1391

SHIP TO: Cal Science

DATE 6/7/06 PAGE 1 OF 1

CLIENT: LMC
PROJECT NAME: Basin Site 1
PROJECT MANAGER: Brenda Meyer
TC #: 18086-02
SAMPLERS (Signatures)

LINE ITEM	SAMPLE NO.	DATE	TIME	8260 VOC, TIC Search	Perchlorate 314.1	1,4-Dioxane 8270C (m)	FILTERED/UNFILTERED	MATRIX TYPE	CONTAINER TYPE	NUMBER OF CONTAINERS	PRESERVATIVE
1.	LTB-060706	6/7/06	700	X			U	W	G	2	HCl
2.	MW-37		851	X	X	X			G/P	5	HCl $Na_2S_2O_3$
3.	MW-47		953	X	X	X				5	
4.	MW-48		1102	X	X	X				5	
5.	MW-09		1157	X	X	X				5	
6.	MW-08		1328	X	X	X				5	
7.	OW-02		1414	X	X	X				5	
8.	OW-102		1530	X	X	X				5	
9.											
10.											

PARAMETERS

TURN-AROUND TIME: Standard

OBSERVATIONS/COMMENTS: Report all Data to the MDL

FILTERING:
☐ FILTERED ☒ UNFILTERED

MATRIX TYPE:
S - Soil
M - Sediment
W - Water

CONTAINER TYPE:
G - Glass Bottle/Jar
SS - Stainless Steel Sleeve
SB - Brass Sleeve
P - Plastic Bottle/Jar

PRESERVATIVES: (Water Only)
HCL
NR (None required)
NaOH
H_2SO_4

RELINQUISHED BY	SIGNATURE		DATE	TIME	
Christopher Patnik		TETRA TECH, INC.	6/8/06	1240	TOTAL NUMBER OF CONTAINERS ON THIS CHAIN OF CUSTODY: 37
RECEIVED BY	SIGNATURE	COMPANY	DATE	TIME	METHOD OF SHIPMENT/SHIPMENT NO.
Keith B Boger		Cal Science	06/08/06	1240	Courier
RELINQUISHED BY	SIGNATURE	COMPANY	DATE	TIME	Special Shipping/Handling/Storage Requirements:
Keith B Boger		Cal Science	06-08-06	1500	
RECEIVED BY	SIGNATURE	COMPANY	DATE	TIME	
Don Lama		FEDEX	6.8.06	1500	

DISTRIBUTION: White and Pink = Tetra Tech, Inc. Canary = Laboratory

X:\GIS\ATT-MISC\COCR.CDR

Calscience Environmental Laboratories, Inc.

WORK ORDER #: 06 - 06 - 0548

Cooler 1 of 1

SAMPLE RECEIPT FORM

CLIENT: Tetra Tech DATE: 6-8-06

TEMPERATURE – SAMPLES RECEIVED BY:

CALSCIENCE COURIER:

_____ Chilled, cooler with temperature blank provided.
_____ Chilled, cooler without temperature blank.
✓ Chilled and placed in cooler with wet ice.
_____ Ambient and placed in cooler with wet ice.
_____ Ambient temperature.

3.4 °C Temperature blank.

LABORATORY (Other than Calscience Courier):

_____ °C Temperature blank.
_____ °C IR thermometer.
_____ Ambient temperature.

Initial: BB

CUSTODY SEAL INTACT:

Sample(s): _____ Cooler: _____ No (Not Intact) : _____ Not Applicable (N/A): ✓

Initial: BB

SAMPLE CONDITION:

	Yes	No	N/A
Chain-Of-Custody document(s) received with samples	✓		
Sampler's name indicated on COC	✓		
Sample container label(s) consistent with custody papers	✓		
Sample container(s) intact and good condition	✓		
Correct containers and volume for analyses requested	✓		
Proper preservation noted on sample label(s)	✓		
VOA vial(s) free of headspace.	✓		
Tedlar bag(s) free of condensation			✓

Initial: BB

COMMENTS:

Calscience
Environmental
Laboratories, Inc.

June 22, 2006

Brenda Meyer
Tetra Tech, Inc.
348 West Hospitality Lane, Ste 100
San Bernardino, CA 92408-3216

Subject: **Calscience Work Order No.: 06-06-0678**
Client Reference: Beaumont Site 1 / 18086-02

Dear Client:

Enclosed is an analytical report for the above-referenced project. The samples included in this report were received 6/9/2006 and analyzed in accordance with the attached chain-of-custody.

Unless otherwise noted, all analytical testing was accomplished in accordance with the guidelines established in our Quality Systems Manual, applicable standard operating procedures, and other related documentation. The original report of any subcontracted analysis is provided herein, and follows the standard Calscience data package. The results in this analytical report are limited to the samples tested and any reproduction thereof must be made in its entirety.

If you have any questions regarding this report, please do not hesitate to contact the undersigned.

Sincerely,

Calscience Environmental
Laboratories, Inc.
Jason Torres
Project Manager

Calscience Environmental Laboratories, Inc.

Analytical Report

Tetra Tech, Inc.
348 West Hospitality Lane, Ste 100
San Bernardino, CA 92408-3216

Date Received: 06/09/06
Work Order No: 06-06-0678
Preparation: EPA 3520B
Method: EPA 8270C(M) Isotope Dilution

Project: Beaumont Site 1 / 18086-02

Client Sample Number	Lab Sample Number	Date Collected	Matrix	Date Prepared	Date Analyzed	QC Batch ID
MW-13	**06-06-0678-2**	**06/08/06**	**Aqueous**	**06/15/06**	**06/21/06**	**060615L06D**

Comment(s): -Results were evaluated to the MDL, concentrations >= to the MDL but < RL, if found, are qualified with a "J" flag.

Parameter	Result	RL	MDL	DF	Qual	Units
1,4-Dioxane	ND	2.0	0.40	1		ug/L
Surrogates:	REC (%)	Control Limits			Qual	
Nitrobenzene-d5	113	56-123				

Client Sample Number	Lab Sample Number	Date Collected	Matrix	Date Prepared	Date Analyzed	QC Batch ID
P-02	**06-06-0678-3**	**06/08/06**	**Aqueous**	**06/15/06**	**06/21/06**	**060615L06D**

Comment(s): -Results were evaluated to the MDL, concentrations >= to the MDL but < RL, if found, are qualified with a "J" flag.

Parameter	Result	RL	MDL	DF	Qual	Units
1,4-Dioxane	ND	2.0	0.40	1		ug/L
Surrogates:	REC (%)	Control Limits			Qual	
Nitrobenzene-d5	101	56-123				

Client Sample Number	Lab Sample Number	Date Collected	Matrix	Date Prepared	Date Analyzed	QC Batch ID
P-04	**06-06-0678-4**	**06/08/06**	**Aqueous**	**06/15/06**	**06/22/06**	**060615L06D**

Comment(s): -Results were evaluated to the MDL, concentrations >= to the MDL but < RL, if found, are qualified with a "J" flag.

Parameter	Result	RL	MDL	DF	Qual	Units
1,4-Dioxane	ND	2.0	0.40	1		ug/L
Surrogates:	REC (%)	Control Limits			Qual	
Nitrobenzene-d5	100	56-123				

Client Sample Number	Lab Sample Number	Date Collected	Matrix	Date Prepared	Date Analyzed	QC Batch ID
MW-12	**06-06-0678-5**	**06/08/06**	**Aqueous**	**06/15/06**	**06/22/06**	**060615L06D**

Comment(s): -Results were evaluated to the MDL, concentrations >= to the MDL but < RL, if found, are qualified with a "J" flag.

Parameter	Result	RL	MDL	DF	Qual	Units
1,4-Dioxane	ND	2.0	0.40	1		ug/L
Surrogates:	REC (%)	Control Limits			Qual	
Nitrobenzene-d5	106	56-123				

Client Sample Number	Lab Sample Number	Date Collected	Matrix	Date Prepared	Date Analyzed	QC Batch ID
MW-49	**06-06-0678-6**	**06/08/06**	**Aqueous**	**06/15/06**	**06/22/06**	**060615L06D**

Parameter	Result	RL	MDL	DF	Qual	Units
1,4-Dioxane	16	2	0.40	1		ug/L
Surrogates:	REC (%)	Control Limits			Qual	
Nitrobenzene-d5	105	56-123				

RL - Reporting Limit , DF - Dilution Factor , Qual - Qualifiers

Calscience Environmental Laboratories, Inc.

Analytical Report

Tetra Tech, Inc.		Date Received:	06/09/06
348 West Hospitality Lane, Ste 100		Work Order No:	06-06-0678
San Bernardino, CA 92408-3216		Preparation:	EPA 3520B
		Method:	EPA 8270C(M) Isotope Dilution

Project: Beaumont Site 1 / 18086-02

Client Sample Number	Lab Sample Number	Date Collected	Matrix	Date Prepared	Date Analyzed	QC Batch ID
MW-149	**06-06-0678-7**	**06/08/06**	**Aqueous**	**06/15/06**	**06/22/06**	**060615L06D**

Parameter	Result	RL	MDL	DF	Qual	Units
1,4-Dioxane	17	2	0.40	1		ug/L
Surrogates:	REC (%)	Control Limits			Qual	
Nitrobenzene-d5	102	56-123				

Method Blank	099-09-004-590	N/A	Aqueous	06/15/06	06/19/06	060615L06D

Comment(s): -Results were evaluated to the MDL, concentrations >= to the MDL but < RL, if found, are qualified with a "J" flag.

Parameter	Result	RL	MDL	DF	Qual	Units
1,4-Dioxane	ND	2.0	0.40	1		ug/L
Surrogates:	REC (%)	Control Limits			Qual	
Nitrobenzene-d5	101	56-123				

RL - Reporting Limit , DF - Dilution Factor , Qual - Qualifiers

Calscience Environmental Laboratories, Inc.

Analytical Report

Tetra Tech, Inc.	Date Received:	06/09/06
348 West Hospitality Lane, Ste 100	Work Order No:	06-06-0678
San Bernardino, CA 92408-3216	Preparation:	EPA 5030B
	Method:	EPA 8260B
	Units:	ug/L
Project: Beaumont Site 1 / 18086-02		Page 1 of 8

Client Sample Number	Lab Sample Number	Date Collected	Matrix	Date Prepared	Date Analyzed	QC Batch ID
LTB-060806	**06-06-0678-1**	**06/08/06**	**Aqueous**	**06/15/06**	**06/15/06**	**060615L01**

Comment(s): -Results were evaluated to the MDL, concentrations >= to the MDL but < RL, if found, are qualified with a "J" flag.

Parameter	Result	RL	MDL	DF	Qual	Parameter	Result	RL	MDL	DF	Qual
Acetone	ND	10	6.1	1		1,3-Dichloropropane	ND	1.0	0.30	1	
Benzene	ND	0.50	0.26	1		2,2-Dichloropropane	ND	1.0	0.40	1	
Bromobenzene	ND	1.0	0.47	1		1,1-Dichloropropene	ND	1.0	0.21	1	
Bromochloromethane	ND	1.0	0.68	1		c-1,3-Dichloropropene	ND	0.50	0.45	1	
Bromodichloromethane	ND	1.0	0.27	1		t-1,3-Dichloropropene	ND	0.50	0.31	1	
Bromoform	ND	1.0	0.62	1		Ethylbenzene	ND	1.0	0.17	1	
Bromomethane	ND	10	2.9	1		2-Hexanone	ND	10	1.9	1	
2-Butanone	ND	10	4.2	1		Isopropylbenzene	ND	1.0	0.24	1	
n-Butylbenzene	ND	1.0	0.29	1		p-Isopropyltoluene	ND	1.0	0.21	1	
sec-Butylbenzene	ND	1.0	0.21	1		Methylene Chloride	4.8	10.0	2.6	1	J
tert-Butylbenzene	ND	1.0	0.17	1		4-Methyl-2-Pentanone	ND	10	2.4	1	
Carbon Disulfide	ND	10	1.0	1		Naphthalene	ND	10	0.95	1	
Carbon Tetrachloride	ND	0.50	0.42	1		n-Propylbenzene	ND	1.0	0.30	1	
Chlorobenzene	ND	1.0	0.36	1		Styrene	ND	1.0	0.29	1	
Chloroethane	ND	1.0	0.52	1		1,1,1,2-Tetrachloroethane	ND	1.0	0.37	1	
Chloroform	ND	1.0	0.22	1		1,1,2,2-Tetrachloroethane	ND	1.0	0.37	1	
Chloromethane	ND	10	1.8	1		Tetrachloroethene	ND	1.0	0.29	1	
2-Chlorotoluene	ND	1.0	0.24	1		Toluene	ND	1.0	0.35	1	
4-Chlorotoluene	ND	1.0	0.30	1		1,2,3-Trichlorobenzene	ND	1.0	0.39	1	
Dibromochloromethane	ND	1.0	0.45	1		1,2,4-Trichlorobenzene	ND	1.0	0.35	1	
1,2-Dibromo-3-Chloropropane	ND	5.0	2.5	1		1,1,1-Trichloroethane	ND	1.0	0.32	1	
1,2-Dibromoethane	ND	1.0	0.81	1		1,1,2-Trichloro-1,2,2-Trifluoroethane	ND	10	0.54	1	
Dibromomethane	ND	1.0	0.42	1		1,1,2-Trichloroethane	ND	1.0	0.54	1	
1,2-Dichlorobenzene	ND	1.0	0.24	1		Trichloroethene	ND	1.0	0.30	1	
1,3-Dichlorobenzene	ND	1.0	0.38	1		Trichlorofluoromethane	ND	10	0.36	1	
1,4-Dichlorobenzene	ND	1.0	0.30	1		1,2,3-Trichloropropane	ND	5.0	2.3	1	
Dichlorodifluoromethane	ND	1.0	0.27	1		1,2,4-Trimethylbenzene	ND	1.0	0.26	1	
1,1-Dichloroethane	ND	1.0	0.53	1		1,3,5-Trimethylbenzene	ND	1.0	0.19	1	
1,2-Dichloroethane	ND	0.50	0.22	1		Vinyl Acetate	ND	10	3.2	1	
1,1-Dichloroethene	ND	1.0	0.31	1		Vinyl Chloride	ND	0.50	0.33	1	
c-1,2-Dichloroethene	ND	1.0	0.35	1		p/m-Xylene	ND	1.0	0.38	1	
t-1,2-Dichloroethene	ND	1.0	0.29	1		o-Xylene	ND	1.0	0.21	1	
1,2-Dichloropropane	ND	1.0	0.28	1		Methyl-t-Butyl Ether (MTBE)	ND	1.0	0.29	1	

Surrogates:	REC (%)	Control Limits	Qual	Surrogates:	REC (%)	Control Limits	Qual
Dibromofluoromethane	106	74-140		1,2-Dichloroethane-d4	109	74-146	
Toluene-d8	98	88-112		1,4-Bromofluorobenzene	88	74-110	

RL - Reporting Limit , DF - Dilution Factor , Qual - Qualifiers

Calscience Environmental Laboratories, Inc.

Analytical Report

Tetra Tech, Inc.	Date Received:	06/09/06
348 West Hospitality Lane, Ste 100	Work Order No:	06-06-0678
San Bernardino, CA 92408-3216	Preparation:	EPA 5030B
	Method:	EPA 8260B
	Units:	ug/L
Project: Beaumont Site 1 / 18086-02		Page 2 of 8

Client Sample Number	Lab Sample Number	Date Collected	Matrix	Date Prepared	Date Analyzed	QC Batch ID
MW-13	**06-06-0678-2**	**06/08/06**	**Aqueous**	**06/15/06**	**06/15/06**	**060615L01**

Comment(s): -Results were evaluated to the MDL, concentrations >= to the MDL but < RL, if found, are qualified with a "J" flag.

Parameter	Result	RL	MDL	DF	Qual	Parameter	Result	RL	MDL	DF	Qual
Acetone	9.2	10.0	6.1	1	J	1,3-Dichloropropane	ND	1.0	0.30	1	
Benzene	ND	0.50	0.26	1		2,2-Dichloropropane	ND	1.0	0.40	1	
Bromobenzene	ND	1.0	0.47	1		1,1-Dichloropropene	ND	1.0	0.21	1	
Bromochloromethane	ND	1.0	0.68	1		c-1,3-Dichloropropene	ND	0.50	0.45	1	
Bromodichloromethane	ND	1.0	0.27	1		t-1,3-Dichloropropene	ND	0.50	0.31	1	
Bromoform	ND	1.0	0.62	1		Ethylbenzene	ND	1.0	0.17	1	
Bromomethane	ND	10	2.9	1		2-Hexanone	ND	10	1.9	1	
2-Butanone	ND	10	4.2	1		Isopropylbenzene	ND	1.0	0.24	1	
n-Butylbenzene	ND	1.0	0.29	1		p-Isopropyltoluene	ND	1.0	0.21	1	
sec-Butylbenzene	ND	1.0	0.21	1		Methylene Chloride	ND	10	2.6	1	
tert-Butylbenzene	ND	1.0	0.17	1		4-Methyl-2-Pentanone	ND	10	2.4	1	
Carbon Disulfide	ND	10	1.0	1		Naphthalene	ND	10	0.95	1	
Carbon Tetrachloride	ND	0.50	0.42	1		n-Propylbenzene	ND	1.0	0.30	1	
Chlorobenzene	ND	1.0	0.36	1		Styrene	ND	1.0	0.29	1	
Chloroethane	ND	1.0	0.52	1		1,1,1,2-Tetrachloroethane	ND	1.0	0.37	1	
Chloroform	ND	1.0	0.22	1		1,1,2,2-Tetrachloroethane	ND	1.0	0.37	1	
Chloromethane	ND	10	1.8	1		Tetrachloroethene	ND	1.0	0.29	1	
2-Chlorotoluene	ND	1.0	0.24	1		Toluene	ND	1.0	0.35	1	
4-Chlorotoluene	ND	1.0	0.30	1		1,2,3-Trichlorobenzene	ND	1.0	0.39	1	
Dibromochloromethane	ND	1.0	0.45	1		1,2,4-Trichlorobenzene	ND	1.0	0.35	1	
1,2-Dibromo-3-Chloropropane	ND	5.0	2.5	1		1,1,1-Trichloroethane	ND	1.0	0.32	1	
1,2-Dibromoethane	ND	1.0	0.81	1		1,1,2-Trichloro-1,2,2-Trifluoroethane	ND	10	0.54	1	
Dibromomethane	ND	1.0	0.42	1		1,1,2-Trichloroethane	ND	1.0	0.54	1	
1,2-Dichlorobenzene	ND	1.0	0.24	1		Trichloroethene	ND	1.0	0.30	1	
1,3-Dichlorobenzene	ND	1.0	0.38	1		Trichlorofluoromethane	ND	10	0.36	1	
1,4-Dichlorobenzene	ND	1.0	0.30	1		1,2,3-Trichloropropane	ND	5.0	2.3	1	
Dichlorodifluoromethane	ND	1.0	0.27	1		1,2,4-Trimethylbenzene	ND	1.0	0.26	1	
1,1-Dichloroethane	ND	1.0	0.53	1		1,3,5-Trimethylbenzene	ND	1.0	0.19	1	
1,2-Dichloroethane	ND	0.50	0.22	1		Vinyl Acetate	ND	10	3.2	1	
1,1-Dichloroethene	ND	1.0	0.31	1		Vinyl Chloride	ND	0.50	0.33	1	
c-1,2-Dichloroethene	ND	1.0	0.35	1		p/m-Xylene	ND	1.0	0.38	1	
t-1,2-Dichloroethene	ND	1.0	0.29	1		o-Xylene	ND	1.0	0.21	1	
1,2-Dichloropropane	ND	1.0	0.28	1		Methyl-t-Butyl Ether (MTBE)	ND	1.0	0.29	1	

Surrogates:	REC (%)	Control Limits	Qual	Surrogates:	REC (%)	Control Limits	Qual
Dibromofluoromethane	105	74-140		1,2-Dichloroethane-d4	109	74-146	
Toluene-d8	95	88-112		1,4-Bromofluorobenzene	88	74-110	

RL - Reporting Limit , DF - Dilution Factor , Qual - Qualifiers

Calscience Environmental Laboratories, Inc.

Analytical Report

Tetra Tech, Inc.	Date Received:	06/09/06
348 West Hospitality Lane, Ste 100	Work Order No:	06-06-0678
San Bernardino, CA 92408-3216	Preparation:	EPA 5030B
	Method:	EPA 8260B
	Units:	ug/L
Project: Beaumont Site 1 / 18086-02		Page 3 of 8

Client Sample Number	Lab Sample Number	Date Collected	Matrix	Date Prepared	Date Analyzed	QC Batch ID
P-02	**06-06-0678-3**	**06/08/06**	**Aqueous**	**06/15/06**	**06/15/06**	**060615L01**

Comment(s): -Results were evaluated to the MDL, concentrations >= to the MDL but < RL, if found, are qualified with a "J" flag.

Parameter	Result	RL	MDL	DF	Qual	Parameter	Result	RL	MDL	DF	Qual
Acetone	9.2	10.0	6.1	1	J	1,3-Dichloropropane	ND	1.0	0.30	1	
Benzene	ND	0.50	0.26	1		2,2-Dichloropropane	ND	1.0	0.40	1	
Bromobenzene	ND	1.0	0.47	1		1,1-Dichloropropene	ND	1.0	0.21	1	
Bromochloromethane	ND	1.0	0.68	1		c-1,3-Dichloropropene	ND	0.50	0.45	1	
Bromodichloromethane	ND	1.0	0.27	1		t-1,3-Dichloropropene	ND	0.50	0.31	1	
Bromoform	ND	1.0	0.62	1		Ethylbenzene	ND	1.0	0.17	1	
Bromomethane	ND	10	2.9	1		2-Hexanone	ND	10	1.9	1	
2-Butanone	ND	10	4.2	1		Isopropylbenzene	ND	1.0	0.24	1	
n-Butylbenzene	ND	1.0	0.29	1		p-Isopropyltoluene	ND	1.0	0.21	1	
sec-Butylbenzene	ND	1.0	0.21	1		Methylene Chloride	ND	10	2.6	1	
tert-Butylbenzene	ND	1.0	0.17	1		4-Methyl-2-Pentanone	ND	10	2.4	1	
Carbon Disulfide	ND	10	1.0	1		Naphthalene	ND	10	0.95	1	
Carbon Tetrachloride	ND	0.50	0.42	1		n-Propylbenzene	ND	1.0	0.30	1	
Chlorobenzene	ND	1.0	0.36	1		Styrene	ND	1.0	0.29	1	
Chloroethane	ND	1.0	0.52	1		1,1,1,2-Tetrachloroethane	ND	1.0	0.37	1	
Chloroform	ND	1.0	0.22	1		1,1,2,2-Tetrachloroethane	ND	1.0	0.37	1	
Chloromethane	ND	10	1.8	1		Tetrachloroethene	ND	1.0	0.29	1	
2-Chlorotoluene	ND	1.0	0.24	1		Toluene	ND	1.0	0.35	1	
4-Chlorotoluene	ND	1.0	0.30	1		1,2,3-Trichlorobenzene	ND	1.0	0.39	1	
Dibromochloromethane	ND	1.0	0.45	1		1,2,4-Trichlorobenzene	ND	1.0	0.35	1	
1,2-Dibromo-3-Chloropropane	ND	5.0	2.5	1		1,1,1-Trichloroethane	ND	1.0	0.32	1	
1,2-Dibromoethane	ND	1.0	0.81	1		1,1,2-Trichloro-1,2,2-Trifluoroethane	ND	10	0.54	1	
Dibromomethane	ND	1.0	0.42	1		1,1,2-Trichloroethane	ND	1.0	0.54	1	
1,2-Dichlorobenzene	ND	1.0	0.24	1		Trichloroethene	ND	1.0	0.30	1	
1,3-Dichlorobenzene	ND	1.0	0.38	1		Trichlorofluoromethane	ND	10	0.36	1	
1,4-Dichlorobenzene	ND	1.0	0.30	1		1,2,3-Trichloropropane	ND	5.0	2.3	1	
Dichlorodifluoromethane	ND	1.0	0.27	1		1,2,4-Trimethylbenzene	ND	1.0	0.26	1	
1,1-Dichloroethane	ND	1.0	0.53	1		1,3,5-Trimethylbenzene	ND	1.0	0.19	1	
1,2-Dichloroethane	ND	0.50	0.22	1		Vinyl Acetate	ND	10	3.2	1	
1,1-Dichloroethene	ND	1.0	0.31	1		Vinyl Chloride	ND	0.50	0.33	1	
c-1,2-Dichloroethene	ND	1.0	0.35	1		p/m-Xylene	ND	1.0	0.38	1	
t-1,2-Dichloroethene	ND	1.0	0.29	1		o-Xylene	ND	1.0	0.21	1	
1,2-Dichloropropane	ND	1.0	0.28	1		Methyl-t-Butyl Ether (MTBE)	ND	1.0	0.29	1	

Surrogates:	REC (%)	Control Limits	Qual	Surrogates:	REC (%)	Control Limits	Qual
Dibromofluoromethane	105	74-140		1,2-Dichloroethane-d4	108	74-146	
Toluene-d8	95	88-112		1,4-Bromofluorobenzene	88	74-110	

RL - Reporting Limit , DF - Dilution Factor , Qual - Qualifiers

Calscience Environmental Laboratories, Inc.

Analytical Report

Tetra Tech, Inc.	Date Received:	06/09/06
348 West Hospitality Lane, Ste 100	Work Order No:	06-06-0678
San Bernardino, CA 92408-3216	Preparation:	EPA 5030B
	Method:	EPA 8260B
	Units:	ug/L
Project: Beaumont Site 1 / 18086-02		Page 4 of 8

Client Sample Number	Lab Sample Number	Date Collected	Matrix	Date Prepared	Date Analyzed	QC Batch ID
P-04	**06-06-0678-4**	**06/08/06**	**Aqueous**	**06/15/06**	**06/15/06**	**060615L01**

Comment(s): -Results were evaluated to the MDL, concentrations >= to the MDL but < RL, if found, are qualified with a "J" flag.

Parameter	Result	RL	MDL	DF	Qual	Parameter	Result	RL	MDL	DF	Qual
Acetone	ND	10	6.1	1		1,3-Dichloropropane	ND	1.0	0.30	1	
Benzene	ND	0.50	0.26	1		2,2-Dichloropropane	ND	1.0	0.40	1	
Bromobenzene	ND	1.0	0.47	1		1,1-Dichloropropene	ND	1.0	0.21	1	
Bromochloromethane	ND	1.0	0.68	1		c-1,3-Dichloropropene	ND	0.50	0.45	1	
Bromodichloromethane	ND	1.0	0.27	1		t-1,3-Dichloropropene	ND	0.50	0.31	1	
Bromoform	ND	1.0	0.62	1		Ethylbenzene	ND	1.0	0.17	1	
Bromomethane	ND	10	2.9	1		2-Hexanone	ND	10	1.9	1	
2-Butanone	ND	10	4.2	1		Isopropylbenzene	ND	1.0	0.24	1	
n-Butylbenzene	ND	1.0	0.29	1		p-Isopropyltoluene	ND	1.0	0.21	1	
sec-Butylbenzene	ND	1.0	0.21	1		Methylene Chloride	ND	10	2.6	1	
tert-Butylbenzene	ND	1.0	0.17	1		4-Methyl-2-Pentanone	ND	10	2.4	1	
Carbon Disulfide	ND	10	1.0	1		Naphthalene	ND	10	0.95	1	
Carbon Tetrachloride	ND	0.50	0.42	1		n-Propylbenzene	ND	1.0	0.30	1	
Chlorobenzene	ND	1.0	0.36	1		Styrene	ND	1.0	0.29	1	
Chloroethane	ND	1.0	0.52	1		1,1,1,2-Tetrachloroethane	ND	1.0	0.37	1	
Chloroform	ND	1.0	0.22	1		1,1,2,2-Tetrachloroethane	ND	1.0	0.37	1	
Chloromethane	ND	10	1.8	1		Tetrachloroethene	ND	1.0	0.29	1	
2-Chlorotoluene	ND	1.0	0.24	1		Toluene	ND	1.0	0.35	1	
4-Chlorotoluene	ND	1.0	0.30	1		1,2,3-Trichlorobenzene	ND	1.0	0.39	1	
Dibromochloromethane	ND	1.0	0.45	1		1,2,4-Trichlorobenzene	ND	1.0	0.35	1	
1,2-Dibromo-3-Chloropropane	ND	5.0	2.5	1		1,1,1-Trichloroethane	ND	1.0	0.32	1	
1,2-Dibromoethane	ND	1.0	0.81	1		1,1,2-Trichloro-1,2,2-Trifluoroethane	ND	10	0.54	1	
Dibromomethane	ND	1.0	0.42	1		1,1,2-Trichloroethane	ND	1.0	0.54	1	
1,2-Dichlorobenzene	ND	1.0	0.24	1		Trichloroethene	ND	1.0	0.30	1	
1,3-Dichlorobenzene	ND	1.0	0.38	1		Trichlorofluoromethane	ND	10	0.36	1	
1,4-Dichlorobenzene	ND	1.0	0.30	1		1,2,3-Trichloropropane	ND	5.0	2.3	1	
Dichlorodifluoromethane	ND	1.0	0.27	1		1,2,4-Trimethylbenzene	ND	1.0	0.26	1	
1,1-Dichloroethane	ND	1.0	0.53	1		1,3,5-Trimethylbenzene	ND	1.0	0.19	1	
1,2-Dichloroethane	ND	0.50	0.22	1		Vinyl Acetate	ND	10	3.2	1	
1,1-Dichloroethene	ND	1.0	0.31	1		Vinyl Chloride	ND	0.50	0.33	1	
c-1,2-Dichloroethene	ND	1.0	0.35	1		p/m-Xylene	ND	1.0	0.38	1	
t-1,2-Dichloroethene	ND	1.0	0.29	1		o-Xylene	ND	1.0	0.21	1	
1,2-Dichloropropane	ND	1.0	0.28	1		Methyl-t-Butyl Ether (MTBE)	ND	1.0	0.29	1	

Surrogates:	REC (%)	Control Limits	Qual	Surrogates:	REC (%)	Control Limits	Qual
Dibromofluoromethane	105	74-140		1,2-Dichloroethane-d4	106	74-146	
Toluene-d8	98	88-112		1,4-Bromofluorobenzene	88	74-110	

RL - Reporting Limit , DF - Dilution Factor , Qual - Qualifiers

Calscience Environmental Laboratories, Inc.

Analytical Report

Tetra Tech, Inc.
348 West Hospitality Lane, Ste 100
San Bernardino, CA 92408-3216

Date Received:	06/09/06
Work Order No:	06-06-0678
Preparation:	EPA 5030B
Method:	EPA 8260B
Units:	ug/L

Project: Beaumont Site 1 / 18086-02

Client Sample Number	Lab Sample Number	Date Collected	Matrix	Date Prepared	Date Analyzed	QC Batch ID
MW-12	**06-06-0678-5**	**06/08/06**	**Aqueous**	**06/15/06**	**06/15/06**	**060615L01**

Comment(s): -Results were evaluated to the MDL, concentrations >= to the MDL but < RL, if found, are qualified with a "J" flag.

Parameter	Result	RL	MDL	DF	Qual	Parameter	Result	RL	MDL	DF	Qual
Acetone	ND	10	6.1	1		1,3-Dichloropropane	ND	1.0	0.30	1	
Benzene	ND	0.50	0.26	1		2,2-Dichloropropane	ND	1.0	0.40	1	
Bromobenzene	ND	1.0	0.47	1		1,1-Dichloropropene	ND	1.0	0.21	1	
Bromochloromethane	ND	1.0	0.68	1		c-1,3-Dichloropropene	ND	0.50	0.45	1	
Bromodichloromethane	ND	1.0	0.27	1		t-1,3-Dichloropropene	ND	0.50	0.31	1	
Bromoform	ND	1.0	0.62	1		Ethylbenzene	ND	1.0	0.17	1	
Bromomethane	ND	10	2.9	1		2-Hexanone	ND	10	1.9	1	
2-Butanone	ND	10	4.2	1		Isopropylbenzene	ND	1.0	0.24	1	
n-Butylbenzene	ND	1.0	0.29	1		p-Isopropyltoluene	ND	1.0	0.21	1	
sec-Butylbenzene	ND	1.0	0.21	1		Methylene Chloride	ND	10	2.6	1	
tert-Butylbenzene	ND	1.0	0.17	1		4-Methyl-2-Pentanone	ND	10	2.4	1	
Carbon Disulfide	ND	10	1.0	1		Naphthalene	ND	10	0.95	1	
Carbon Tetrachloride	ND	0.50	0.42	1		n-Propylbenzene	ND	1.0	0.30	1	
Chlorobenzene	ND	1.0	0.36	1		Styrene	ND	1.0	0.29	1	
Chloroethane	ND	1.0	0.52	1		1,1,1,2-Tetrachloroethane	ND	1.0	0.37	1	
Chloroform	ND	1.0	0.22	1		1,1,2,2-Tetrachloroethane	ND	1.0	0.37	1	
Chloromethane	ND	10	1.8	1		Tetrachloroethene	ND	1.0	0.29	1	
2-Chlorotoluene	ND	1.0	0.24	1		Toluene	ND	1.0	0.35	1	
4-Chlorotoluene	ND	1.0	0.30	1		1,2,3-Trichlorobenzene	ND	1.0	0.39	1	
Dibromochloromethane	ND	1.0	0.45	1		1,2,4-Trichlorobenzene	ND	1.0	0.35	1	
1,2-Dibromo-3-Chloropropane	ND	5.0	2.5	1		1,1,1-Trichloroethane	ND	1.0	0.32	1	
1,2-Dibromoethane	ND	1.0	0.81	1		1,1,2-Trichloro-1,2,2-Trifluoroethane	ND	10	0.54	1	
Dibromomethane	ND	1.0	0.42	1		1,1,2-Trichloroethane	ND	1.0	0.54	1	
1,2-Dichlorobenzene	ND	1.0	0.24	1		Trichloroethene	ND	1.0	0.30	1	
1,3-Dichlorobenzene	ND	1.0	0.38	1		Trichlorofluoromethane	ND	10	0.36	1	
1,4-Dichlorobenzene	ND	1.0	0.30	1		1,2,3-Trichloropropane	ND	5.0	2.3	1	
Dichlorodifluoromethane	ND	1.0	0.27	1		1,2,4-Trimethylbenzene	ND	1.0	0.26	1	
1,1-Dichloroethane	ND	1.0	0.53	1		1,3,5-Trimethylbenzene	ND	1.0	0.19	1	
1,2-Dichloroethane	ND	0.50	0.22	1		Vinyl Acetate	ND	10	3.2	1	
1,1-Dichloroethene	ND	1.0	0.31	1		Vinyl Chloride	ND	0.50	0.33	1	
c-1,2-Dichloroethene	ND	1.0	0.35	1		p/m-Xylene	ND	1.0	0.38	1	
t-1,2-Dichloroethene	ND	1.0	0.29	1		o-Xylene	ND	1.0	0.21	1	
1,2-Dichloropropane	ND	1.0	0.28	1		Methyl-t-Butyl Ether (MTBE)	ND	1.0	0.29	1	

Surrogates:	REC (%)	Control Limits	Qual	Surrogates:	REC (%)	Control Limits	Qual
Dibromofluoromethane	108	74-140		1,2-Dichloroethane-d4	114	74-146	
Toluene-d8	99	88-112		1,4-Bromofluorobenzene	87	74-110	

RL - Reporting Limit , DF - Dilution Factor , Qual - Qualifiers

Calscience Environmental Laboratories, Inc.

Analytical Report

Tetra Tech, Inc.	Date Received:	06/09/06
348 West Hospitality Lane, Ste 100	Work Order No:	06-06-0678
San Bernardino, CA 92408-3216	Preparation:	EPA 5030B
	Method:	EPA 8260B
	Units:	ug/L
Project: Beaumont Site 1 / 18086-02		Page 6 of 8

Client Sample Number	Lab Sample Number	Date Collected	Matrix	Date Prepared	Date Analyzed	QC Batch ID
MW-49	**06-06-0678-6**	**06/08/06**	**Aqueous**	**06/15/06**	**06/15/06**	**060615L01**

Comment(s): -Results were evaluated to the MDL, concentrations >= to the MDL but < RL, if found, are qualified with a "J" flag.

Parameter	Result	RL	MDL	DF	Qual	Parameter	Result	RL	MDL	DF	Qual
Acetone	7.4	10.0	6.1	1	J	1,3-Dichloropropane	ND	1.0	0.30	1	
Benzene	ND	0.50	0.26	1		2,2-Dichloropropane	ND	1.0	0.40	1	
Bromobenzene	ND	1.0	0.47	1		1,1-Dichloropropene	ND	1.0	0.21	1	
Bromochloromethane	ND	1.0	0.68	1		c-1,3-Dichloropropene	ND	0.50	0.45	1	
Bromodichloromethane	ND	1.0	0.27	1		t-1,3-Dichloropropene	ND	0.50	0.31	1	
Bromoform	ND	1.0	0.62	1		Ethylbenzene	ND	1.0	0.17	1	
Bromomethane	ND	10	2.9	1		2-Hexanone	ND	10	1.9	1	
2-Butanone	ND	10	4.2	1		Isopropylbenzene	ND	1.0	0.24	1	
n-Butylbenzene	ND	1.0	0.29	1		p-Isopropyltoluene	ND	1.0	0.21	1	
sec-Butylbenzene	ND	1.0	0.21	1		Methylene Chloride	ND	10	2.6	1	
tert-Butylbenzene	ND	1.0	0.17	1		4-Methyl-2-Pentanone	ND	10	2.4	1	
Carbon Disulfide	ND	10	1.0	1		Naphthalene	ND	10	0.95	1	
Carbon Tetrachloride	ND	0.50	0.42	1		n-Propylbenzene	ND	1.0	0.30	1	
Chlorobenzene	ND	1.0	0.36	1		Styrene	ND	1.0	0.29	1	
Chloroethane	ND	1.0	0.52	1		1,1,1,2-Tetrachloroethane	ND	1.0	0.37	1	
Chloroform	0.27	1.0	0.22	1	J	1,1,2,2-Tetrachloroethane	ND	1.0	0.37	1	
Chloromethane	ND	10	1.8	1		Tetrachloroethene	ND	1.0	0.29	1	
2-Chlorotoluene	ND	1.0	0.24	1		Toluene	ND	1.0	0.35	1	
4-Chlorotoluene	ND	1.0	0.30	1		1,2,3-Trichlorobenzene	ND	1.0	0.39	1	
Dibromochloromethane	ND	1.0	0.45	1		1,2,4-Trichlorobenzene	ND	1.0	0.35	1	
1,2-Dibromo-3-Chloropropane	ND	5.0	2.5	1		1,1,1-Trichloroethane	0.57	1.0	0.32	1	J
1,2-Dibromoethane	ND	1.0	0.81	1		1,1,2-Trichloro-1,2,2-Trifluoroethane	ND	10	0.54	1	
Dibromomethane	ND	1.0	0.42	1		1,1,2-Trichloroethane	ND	1.0	0.54	1	
1,2-Dichlorobenzene	ND	1.0	0.24	1		Trichloroethene	13	1	0.30	1	
1,3-Dichlorobenzene	ND	1.0	0.38	1		Trichlorofluoromethane	ND	10	0.36	1	
1,4-Dichlorobenzene	ND	1.0	0.30	1		1,2,3-Trichloropropane	ND	5.0	2.3	1	
Dichlorodifluoromethane	ND	1.0	0.27	1		1,2,4-Trimethylbenzene	ND	1.0	0.26	1	
1,1-Dichloroethane	ND	1.0	0.53	1		1,3,5-Trimethylbenzene	ND	1.0	0.19	1	
1,2-Dichloroethane	ND	0.50	0.22	1		Vinyl Acetate	ND	10	3.2	1	
1,1-Dichloroethene	17	1	0.31	1		Vinyl Chloride	ND	0.50	0.33	1	
c-1,2-Dichloroethene	ND	1.0	0.35	1		p/m-Xylene	ND	1.0	0.38	1	
t-1,2-Dichloroethene	ND	1.0	0.29	1		o-Xylene	ND	1.0	0.21	1	
1,2-Dichloropropane	ND	1.0	0.28	1		Methyl-t-Butyl Ether (MTBE)	ND	1.0	0.29	1	

Surrogates:	REC (%)	Control Limits	Qual	Surrogates:	REC (%)	Control Limits	Qual
Dibromofluoromethane	111	74-140		1,2-Dichloroethane-d4	116	74-146	
Toluene-d8	98	88-112		1,4-Bromofluorobenzene	85	74-110	

RL - Reporting Limit , DF - Dilution Factor , Qual - Qualifiers

Calscience Environmental Laboratories, Inc.

Analytical Report

Tetra Tech, Inc.
348 West Hospitality Lane, Ste 100
San Bernardino, CA 92408-3216

Date Received:	06/09/06
Work Order No:	06-06-0678
Preparation:	EPA 5030B
Method:	EPA 8260B
Units:	ug/L

Project: Beaumont Site 1 / 18086-02

Client Sample Number	Lab Sample Number	Date Collected	Matrix	Date Prepared	Date Analyzed	QC Batch ID
MW-149	**06-06-0678-7**	**06/08/06**	**Aqueous**	**06/15/06**	**06/15/06**	**060615L01**

Comment(s): -Results were evaluated to the MDL, concentrations >= to the MDL but < RL, if found, are qualified with a "J" flag.

Parameter	Result	RL	MDL	DF	Qual	Parameter	Result	RL	MDL	DF	Qual
Acetone	ND	10	6.1	1		1,3-Dichloropropane	ND	1.0	0.30	1	
Benzene	ND	0.50	0.26	1		2,2-Dichloropropane	ND	1.0	0.40	1	
Bromobenzene	ND	1.0	0.47	1		1,1-Dichloropropene	ND	1.0	0.21	1	
Bromochloromethane	ND	1.0	0.68	1		c-1,3-Dichloropropene	ND	0.50	0.45	1	
Bromodichloromethane	ND	1.0	0.27	1		t-1,3-Dichloropropene	ND	0.50	0.31	1	
Bromoform	ND	1.0	0.62	1		Ethylbenzene	ND	1.0	0.17	1	
Bromomethane	ND	10	2.9	1		2-Hexanone	ND	10	1.9	1	
2-Butanone	ND	10	4.2	1		Isopropylbenzene	ND	1.0	0.24	1	
n-Butylbenzene	ND	1.0	0.29	1		p-Isopropyltoluene	ND	1.0	0.21	1	
sec-Butylbenzene	ND	1.0	0.21	1		Methylene Chloride	ND	10	2.6	1	
tert-Butylbenzene	ND	1.0	0.17	1		4-Methyl-2-Pentanone	ND	10	2.4	1	
Carbon Disulfide	ND	10	1.0	1		Naphthalene	ND	10	0.95	1	
Carbon Tetrachloride	ND	0.50	0.42	1		n-Propylbenzene	ND	1.0	0.30	1	
Chlorobenzene	ND	1.0	0.36	1		Styrene	ND	1.0	0.29	1	
Chloroethane	ND	1.0	0.52	1		1,1,1,2-Tetrachloroethane	ND	1.0	0.37	1	
Chloroform	0.30	1.0	0.22	1	J	1,1,2,2-Tetrachloroethane	ND	1.0	0.37	1	
Chloromethane	ND	10	1.8	1		Tetrachloroethene	ND	1.0	0.29	1	
2-Chlorotoluene	ND	1.0	0.24	1		Toluene	ND	1.0	0.35	1	
4-Chlorotoluene	ND	1.0	0.30	1		1,2,3-Trichlorobenzene	ND	1.0	0.39	1	
Dibromochloromethane	ND	1.0	0.45	1		1,2,4-Trichlorobenzene	ND	1.0	0.35	1	
1,2-Dibromo-3-Chloropropane	ND	5.0	2.5	1		1,1,1-Trichloroethane	0.62	1.0	0.32	1	J
1,2-Dibromoethane	ND	1.0	0.81	1		1,1,2-Trichloro-1,2,2-Trifluoroethane	ND	10	0.54	1	
Dibromomethane	ND	1.0	0.42	1		1,1,2-Trichloroethane	ND	1.0	0.54	1	
1,2-Dichlorobenzene	ND	1.0	0.24	1		Trichloroethene	13	1	0.30	1	
1,3-Dichlorobenzene	ND	1.0	0.38	1		Trichlorofluoromethane	ND	10	0.36	1	
1,4-Dichlorobenzene	ND	1.0	0.30	1		1,2,3-Trichloropropane	ND	5.0	2.3	1	
Dichlorodifluoromethane	ND	1.0	0.27	1		1,2,4-Trimethylbenzene	ND	1.0	0.26	1	
1,1-Dichloroethane	ND	1.0	0.53	1		1,3,5-Trimethylbenzene	ND	1.0	0.19	1	
1,2-Dichloroethane	ND	0.50	0.22	1		Vinyl Acetate	ND	10	3.2	1	
1,1-Dichloroethene	17	1	0.31	1		Vinyl Chloride	ND	0.50	0.33	1	
c-1,2-Dichloroethene	ND	1.0	0.35	1		p/m-Xylene	ND	1.0	0.38	1	
t-1,2-Dichloroethene	ND	1.0	0.29	1		o-Xylene	ND	1.0	0.21	1	
1,2-Dichloropropane	ND	1.0	0.28	1		Methyl-t-Butyl Ether (MTBE)	ND	1.0	0.29	1	

Surrogates:	REC (%)	Control Limits	Qual	Surrogates:	REC (%)	Control Limits	Qual
Dibromofluoromethane	113	74-140		1,2-Dichloroethane-d4	118	74-146	
Toluene-d8	99	88-112		1,4-Bromofluorobenzene	88	74-110	

RL - Reporting Limit , DF - Dilution Factor , Qual - Qualifiers

Calscience Environmental Laboratories, Inc.

Analytical Report

Tetra Tech, Inc.	Date Received:	06/09/06
348 West Hospitality Lane, Ste 100	Work Order No:	06-06-0678
San Bernardino, CA 92408-3216	Preparation:	EPA 5030B
	Method:	EPA 8260B
	Units:	ug/L
Project: Beaumont Site 1 / 18086-02		Page 8 of 8

Client Sample Number	Lab Sample Number	Date Collected	Matrix	Date Prepared	Date Analyzed	QC Batch ID
Method Blank	**099-10-006-18,277**	**N/A**	**Aqueous**	**06/15/06**	**06/15/06**	**060615L01**

Comment(s): -Results were evaluated to the MDL, concentrations >= to the MDL but < RL, if found, are qualified with a "J" flag.

Parameter	Result	RL	MDL	DF	Qual	Parameter	Result	RL	MDL	DF	Qual
Acetone	ND	10	6.1	1		1,3-Dichloropropane	ND	1.0	0.30	1	
Benzene	ND	0.50	0.26	1		2,2-Dichloropropane	ND	1.0	0.40	1	
Bromobenzene	ND	1.0	0.47	1		1,1-Dichloropropene	ND	1.0	0.21	1	
Bromochloromethane	ND	1.0	0.68	1		c-1,3-Dichloropropene	ND	0.50	0.45	1	
Bromodichloromethane	ND	1.0	0.27	1		t-1,3-Dichloropropene	ND	0.50	0.31	1	
Bromoform	ND	1.0	0.62	1		Ethylbenzene	ND	1.0	0.17	1	
Bromomethane	ND	10	2.9	1		2-Hexanone	ND	10	1.9	1	
2-Butanone	ND	10	4.2	1		Isopropylbenzene	ND	1.0	0.24	1	
n-Butylbenzene	ND	1.0	0.29	1		p-Isopropyltoluene	ND	1.0	0.21	1	
sec-Butylbenzene	ND	1.0	0.21	1		Methylene Chloride	ND	10	2.6	1	
tert-Butylbenzene	ND	1.0	0.17	1		4-Methyl-2-Pentanone	ND	10	2.4	1	
Carbon Disulfide	ND	10	1.0	1		Naphthalene	ND	10	0.95	1	
Carbon Tetrachloride	ND	0.50	0.42	1		n-Propylbenzene	ND	1.0	0.30	1	
Chlorobenzene	ND	1.0	0.36	1		Styrene	ND	1.0	0.29	1	
Chloroethane	ND	1.0	0.52	1		1,1,1,2-Tetrachloroethane	ND	1.0	0.37	1	
Chloroform	ND	1.0	0.22	1		1,1,2,2-Tetrachloroethane	ND	1.0	0.37	1	
Chloromethane	ND	10	1.8	1		Tetrachloroethene	ND	1.0	0.29	1	
2-Chlorotoluene	ND	1.0	0.24	1		Toluene	ND	1.0	0.35	1	
4-Chlorotoluene	ND	1.0	0.30	1		1,2,3-Trichlorobenzene	ND	1.0	0.39	1	
Dibromochloromethane	ND	1.0	0.45	1		1,2,4-Trichlorobenzene	ND	1.0	0.35	1	
1,2-Dibromo-3-Chloropropane	ND	5.0	2.5	1		1,1,1-Trichloroethane	ND	1.0	0.32	1	
1,2-Dibromoethane	ND	1.0	0.81	1		1,1,2-Trichloro-1,2,2-Trifluoroethane	ND	10	0.54	1	
Dibromomethane	ND	1.0	0.42	1		1,1,2-Trichloroethane	ND	1.0	0.54	1	
1,2-Dichlorobenzene	ND	1.0	0.24	1		Trichloroethene	ND	1.0	0.30	1	
1,3-Dichlorobenzene	ND	1.0	0.38	1		Trichlorofluoromethane	ND	10	0.36	1	
1,4-Dichlorobenzene	ND	1.0	0.30	1		1,2,3-Trichloropropane	ND	5.0	2.3	1	
Dichlorodifluoromethane	ND	1.0	0.27	1		1,2,4-Trimethylbenzene	ND	1.0	0.26	1	
1,1-Dichloroethane	ND	1.0	0.53	1		1,3,5-Trimethylbenzene	ND	1.0	0.19	1	
1,2-Dichloroethane	ND	0.50	0.22	1		Vinyl Acetate	ND	10	3.2	1	
1,1-Dichloroethene	ND	1.0	0.31	1		Vinyl Chloride	ND	0.50	0.33	1	
c-1,2-Dichloroethene	ND	1.0	0.35	1		p/m-Xylene	ND	1.0	0.38	1	
t-1,2-Dichloroethene	ND	1.0	0.29	1		o-Xylene	ND	1.0	0.21	1	
1,2-Dichloropropane	ND	1.0	0.28	1		Methyl-t-Butyl Ether (MTBE)	ND	1.0	0.29	1	

Surrogates:	REC (%)	Control Limits	Qual	Surrogates:	REC (%)	Control Limits	Qual
Dibromofluoromethane	109	74-140		1,2-Dichloroethane-d4	112	74-146	
Toluene-d8	97	88-112		1,4-Bromofluorobenzene	88	74-110	

RL - Reporting Limit , DF - Dilution Factor , Qual - Qualifiers

Calscience Environmental Laboratories, Inc.

EPA 8260B Tentatively Identified Compound List

Work Order	CEL Sample	Client ID	Q	Compound	CAS NUMBER	RT	On Column Conc. ug/L	Estimated Conc. ug/L
06-06-0678				No TICs found for all samples				

Q Qualifier
RT Retention Time

7440 Lincoln Way, Garden Grove, CA 92841-1432 • TEL: (714) 895-5494 • FAX: (714) 894-7501

Calscience Environmental Laboratories, Inc.

Analytical Report

Tetra Tech, Inc.
348 West Hospitality Lane, Ste 100
San Bernardino, CA 92408-3216

Date Received: 06/09/06
Work Order No: 06-06-0678

Project: Beaumont Site 1 / 18086-02

Client Sample Number	Lab Sample Number	Date Collected	Matrix
MW-13	**06-06-0678-2**	**06/08/06**	**Aqueous**

Comment(s): (1) Results were evaluated to the MDL, concentrations >= to the MDL but < RL, if found, are qualified with a "J" flag.

Parameter	Result	RL	MDL	DF	Qual	Units	Date Prepared	Date Analyzed	Method
Perchlorate (1)	ND	2.0	0.43	1		ug/L	N/A	06/13/06	EPA 314.0

Client Sample Number	Lab Sample Number	Date Collected	Matrix
P-02	**06-06-0678-3**	**06/08/06**	**Aqueous**

Comment(s): (1) Results were evaluated to the MDL, concentrations >= to the MDL but < RL, if found, are qualified with a "J" flag.

Parameter	Result	RL	MDL	DF	Qual	Units	Date Prepared	Date Analyzed	Method
Perchlorate (1)	ND	2.0	0.43	1		ug/L	N/A	06/13/06	EPA 314.0

Client Sample Number	Lab Sample Number	Date Collected	Matrix
P-04	**06-06-0678-4**	**06/08/06**	**Aqueous**

Comment(s): (1) Results were evaluated to the MDL, concentrations >= to the MDL but < RL, if found, are qualified with a "J" flag.

Parameter	Result	RL	MDL	DF	Qual	Units	Date Prepared	Date Analyzed	Method
Perchlorate (1)	ND	2.0	0.43	1		ug/L	N/A	06/14/06	EPA 314.0

Client Sample Number	Lab Sample Number	Date Collected	Matrix
MW-12	**06-06-0678-5**	**06/08/06**	**Aqueous**

Comment(s): (1) Results were evaluated to the MDL, concentrations >= to the MDL but < RL, if found, are qualified with a "J" flag.

Parameter	Result	RL	MDL	DF	Qual	Units	Date Prepared	Date Analyzed	Method
Perchlorate (1)	ND	2.0	0.43	1		ug/L	N/A	06/14/06	EPA 314.0

Client Sample Number	Lab Sample Number	Date Collected	Matrix
MW-49	**06-06-0678-6**	**06/08/06**	**Aqueous**

Parameter	Result	RL	MDL	DF	Qual	Units	Date Prepared	Date Analyzed	Method
Perchlorate	400	20	4.3	10		ug/L	N/A	06/14/06	EPA 314.0

Client Sample Number	Lab Sample Number	Date Collected	Matrix
MW-149	**06-06-0678-7**	**06/08/06**	**Aqueous**

Parameter	Result	RL	MDL	DF	Qual	Units	Date Prepared	Date Analyzed	Method
Perchlorate	400	20	4.3	10		ug/L	N/A	06/14/06	EPA 314.0

RL - Reporting Limit , DF - Dilution Factor , Qual - Qualifiers

Calscience Environmental Laboratories, Inc.

Analytical Report

Tetra Tech, Inc.
348 West Hospitality Lane, Ste 100
San Bernardino, CA 92408-3216

Date Received: 06/09/06
Work Order No: 06-06-0678

Project: Beaumont Site 1 / 18086-02

Client Sample Number	Lab Sample Number	Date Collected	Matrix
Method Blank		**N/A**	**Aqueous**

Comment(s): (1) Results were evaluated to the MDL, concentrations >= to the MDL but < RL, if found, are qualified with a "J" flag.

Parameter	Result	RL	MDL	DF	Qual	Units	Date Prepared	Date Analyzed	Method
Perchlorate (1)	ND	2.0	0.43	1		ug/L	N/A	06/13/06	EPA 314.0

RL - Reporting Limit , DF - Dilution Factor , Qual - Qualifiers

Calscience Environmental Laboratories, Inc.

Quality Control - Spike/Spike Duplicate

Tetra Tech, Inc.
348 West Hospitality Lane, Ste 100
San Bernardino, CA 92408-3216

Date Received: 06/09/06
Work Order No: 06-06-0678
Preparation: EPA 3520B
Method: EPA 8270C(M) Isotope Dilution

Project Beaumont Site 1 / 18086-02

Quality Control Sample ID	Matrix	Instrument	Date Prepared	Date Analyzed	MS/MSD Batch Number
06-06-0679-3	**Aqueous**	**GC/MS J**	**06/15/06**	**06/20/06**	**060615S06D**

Parameter	MS %REC	MSD %REC	%REC CL	RPD	RPD CL	Qualifiers
1,4-Dioxane	114	105	50-130	7	0-20	

RPD - Relative Percent Difference , CL - Control Limit

Calscience Environmental Laboratories, Inc.

Quality Control - Spike/Spike Duplicate

Tetra Tech, Inc.
348 West Hospitality Lane, Ste 100
San Bernardino, CA 92408-3216

Date Received: 06/09/06
Work Order No: 06-06-0678
Preparation: EPA 5030B
Method: EPA 8260B

Project Beaumont Site 1 / 18086-02

Quality Control Sample ID	Matrix	Instrument	Date Prepared	Date Analyzed	MS/MSD Batch Number
MW-13	**Aqueous**	**GC/MS T**	**06/15/06**	**06/15/06**	**060615S01**

Parameter	MS %REC	MSD %REC	%REC CL	RPD	RPD CL	Qualifiers
Benzene	99	95	88-118	4	0-7	
Carbon Tetrachloride	98	95	67-145	3	0-11	
Chlorobenzene	101	98	88-118	3	0-7	
1,2-Dichlorobenzene	100	99	86-116	1	0-8	
1,1-Dichloroethene	97	87	70-130	11	0-25	
Toluene	106	97	87-123	8	0-8	
Trichloroethene	99	95	79-127	4	0-10	
Vinyl Chloride	98	105	69-129	7	0-13	
Methyl-t-Butyl Ether (MTBE)	106	107	71-131	1	0-13	
Tert-Butyl Alcohol (TBA)	100	134	36-168	26	0-45	
Diisopropyl Ether (DIPE)	106	103	81-123	3	0-9	
Ethyl-t-Butyl Ether (ETBE)	105	104	72-126	1	0-12	
Tert-Amyl-Methyl Ether (TAME)	110	108	72-126	2	0-12	
Ethanol	120	128	53-149	7	0-31	

RPD - Relative Percent Difference , CL - Control Limit

Calscience Environmental Laboratories, Inc.

Quality Control - Spike/Spike Duplicate

Tetra Tech, Inc.
348 West Hospitality Lane, Ste 100
San Bernardino, CA 92408-3216

Date Received: N/A
Work Order No: 06-06-0678

Project: Beaumont Site 1 / 18086-02

Matrix: Aqueous

Parameter	Method	Quality Control Sample ID	Date Analyzed	Date Extracted	MS% REC	MSD % REC	%REC CL	RPD	RPD CL	Qualifiers
Perchlorate	EPA 314.0	06-06-0679-3	06/14/06	N/A	115	116	80-120	2	0-15	

RPD - Relative Percent Difference , CL - Control Limit

Calscience Environmental Laboratories, Inc.

Quality Control - LCS/LCS Duplicate

Tetra Tech, Inc.
348 West Hospitality Lane, Ste 100
San Bernardino, CA 92408-3216

Date Received: N/A
Work Order No: 06-06-0678
Preparation: EPA 3520B
Method: EPA 8270C(M) Isotope Dilution

Project: Beaumont Site 1 / 18086-02

Quality Control Sample ID	Matrix	Instrument	Date Prepared	Date Analyzed	LCS/LCSD Batch Number
099-09-004-590	**Aqueous**	**GC/MS J**	**06/15/06**	**06/20/06**	**060615L06D**

Parameter	LCS %REC	LCSD %REC	%REC CL	RPD	RPD CL	Qualifiers
1,4-Dioxane	98	96	50-130	2	0-20	

RPD - Relative Percent Difference , CL - Control Limit

Calscience Environmental Laboratories, Inc.

Quality Control - LCS/LCS Duplicate

Tetra Tech, Inc.
348 West Hospitality Lane, Ste 100
San Bernardino, CA 92408-3216

Date Received: N/A
Work Order No: 06-06-0678
Preparation: EPA 5030B
Method: EPA 8260B

Project: Beaumont Site 1 / 18086-02

Quality Control Sample ID	Matrix	Instrument	Date Prepared	Date Analyzed	LCS/LCSD Batch Number
099-10-006-18,277	**Aqueous**	**GC/MS T**	**06/15/06**	**06/15/06**	**060615L01**

Parameter	LCS %REC	LCSD %REC	%REC CL	RPD	RPD CL	Qualifiers
Benzene	98	97	84-120	1	0-8	
Carbon Tetrachloride	99	97	63-147	2	0-10	
Chlorobenzene	101	101	89-119	0	0-7	
1,2-Dichlorobenzene	101	102	89-119	1	0-9	
1,1-Dichloroethene	98	97	77-125	1	0-16	
Toluene	105	103	83-125	2	0-9	
Trichloroethene	100	97	89-119	3	0-8	
Vinyl Chloride	103	104	63-135	1	0-13	
Methyl-t-Butyl Ether (MTBE)	108	110	82-118	2	0-13	
Tert-Butyl Alcohol (TBA)	107	110	46-154	2	0-32	
Diisopropyl Ether (DIPE)	110	108	81-123	1	0-11	
Ethyl-t-Butyl Ether (ETBE)	109	111	74-122	1	0-12	
Tert-Amyl-Methyl Ether (TAME)	111	111	76-124	0	0-10	
Ethanol	110	122	60-138	10	0-32	

RPD - Relative Percent Difference , CL - Control Limit

Calscience Environmental Laboratories, Inc.

Quality Control - LCS/LCS Duplicate

Tetra Tech, Inc.
348 West Hospitality Lane, Ste 100
San Bernardino, CA 92408-3216

Date Received: N/A
Work Order No: 06-06-0678

Project: Beaumont Site 1 / 18086-02

Matrix: Aqueous

Parameter	Method	Quality Control Sample ID	Date Extracted	Date Analyzed	LCS % REC	LCSD % REC	%REC CL	RPD	RPD CL	Qual
Perchlorate	EPA 314.0	099-05-203-415	N/A	06/13/06	108	109	85-115	1	0-15	

RPD - Relative Percent Difference , CL - Control Limit

Calscience Environmental Laboratories, Inc.

Glossary of Terms and Qualifiers

Work Order Number: 06-06-0678

Qualifier	Definition
*	See applicable analysis comment.
1	Surrogate compound recovery was out of control due to a required sample dilution, therefore, the sample data was reported without further clarification.
2	Surrogate compound recovery was out of control due to matrix interference. The associated method blank surrogate spike compound was in control and, therefore, the sample data was reported without further clarification.
3	Recovery of the Matrix Spike or Matrix Spike Duplicate compound was out of control due to matrix interference. The associated LCS and/or LCSD was in control and, therefore, the sample data was reported without further clarification.
4	The MS/MSD RPD was out of control due to matrix interference. The LCS/LCSD RPD was in control and, therefore, the sample data was reported without further clarification.
5	The PDS/PDSD associated with this batch of samples was out of control due to a matrix interference effect. The associated batch LCS/LCSD was in control and, hence, the associated sample data was reported with no further corrective action required.
A	Result is the average of all dilutions, as defined by the method.
B	Analyte was present in the associated method blank.
C	Analyte presence was not confirmed on primary column.
E	Concentration exceeds the calibration range.
H	Sample received and/or analyzed past the recommended holding time.
J	Analyte was detected at a concentration below the reporting limit and above the laboratory method detection limit. Reported value is estimated.
N	Nontarget Analyte.
ND	Parameter not detected at the indicated reporting limit.
Q	Spike recovery and RPD control limits do not apply resulting from the parameter concentration in the sample exceeding the spike concentration by a factor of four or greater.
U	Undetected at the laboratory method detection limit.
X	% Recovery and/or RPD out-of-range.
Z	Analyte presence was not confirmed by second column or GC/MS analysis.

0678

CHAIN OF CUSTODY RECORD

TETRA TECH, INC.
348 W. Hospitality Lane, Suite 100
San Bernardino, California 92408
Telephone: (909) 381-1674
FAX: (909) 889-1391

SHIP TO: Cal Scient

DATE 6/8/06 PAGE 1 OF 1

CLIENT: LMC
PROJECT NAME: Bount Site 1
PROJECT MANAGER: Brenda Meyer
TC #: 18086-02
SAMPLERS (Signatures)

PARAMETERS

TURN-AROUND TIME: Standard

OBSERVATIONS/COMMENTS: Report all data to the MDL

LINE ITEM	SAMPLE NO.	DATE	TIME	8260 VOC, TIC Soil	314.1 Perchlorate	1,4-Dioxane 8270C(LM)	FILTERED/UNFILTERED	MATRIX TYPE	CONTAINER TYPE	NUMBER OF CONTAINERS	PRESERVATIVE
1.	LTB-060806	6/8/06	700	X			U	W	G	2	HCl
2.	MW-13		854	X	X	X			P	5	HCl $Na_2S_2O_3$
3.	P-02		944	X	X	X				5	
4.	P-04		1100	X	X	X				5	
5.	MW-12		1221	X	X	X				5	
6.	MW-49		1320	X	X	X				5	
7.	MW-149		1430	X	X	X				5	
8.											
9.											
10.											

FILTERING: ☐ FILTERED ☐ UNFILTERED

MATRIX TYPE: S - Soil; M - Sediment; W - Water

CONTAINER TYPE: G - Glass Bottle/Jar; SB - Brass Sleeve; SS - Stainless Steel Sleeve; P - Plastic Bottle/Jar

PRESERVATIVES: (Water Only) HCL; NaOH; NR (None required); H_2SO_4

RELINQUISHED BY: Christopher Park	SIGNATURE	TETRA TECH, INC.	DATE 6/9/06	TIME 1555	TOTAL NUMBER OF CONTAINERS ON THIS CHAIN OF CUSTODY: 32
RECEIVED BY: D BAILEY	SIGNATURE	COMPANY CEL	DATE 6/9/6	TIME 1555	METHOD OF SHIPMENT/SHIPMENT NO.: Courier
RELINQUISHED BY: D BAILEY	SIGNATURE	COMPANY CEL	DATE 6/9/6	TIME 1735	Special Shipping/Handling/Storage Requirements:
RECEIVED BY: Sheri Lama	SIGNATURE Sheri Lama	COMPANY CEL	DATE 6/9/6	TIME 1735	

DISTRIBUTION: White and Pink = Tetra Tech, Inc. Canary = Laboratory

X:\GIS\ATT-MISC\COCR.CDR

Calscience Environmental Laboratories, Inc.

WORK ORDER #: 06 - 06-0618

Cooler 1 of 1

SAMPLE RECEIPT FORM

CLIENT: Tetra Tech **DATE:** 6/9/6

TEMPERATURE – SAMPLES RECEIVED BY:

CALSCIENCE COURIER:

- ✓ Chilled, cooler with temperature blank provided.
- ____ Chilled, cooler without temperature blank.
- ____ Chilled and placed in cooler with wet ice.
- ____ Ambient and placed in cooler with wet ice.
- ____ Ambient temperature.

3.4 °C Temperature blank.

LABORATORY (Other than Calscience Courier):

- ____ °C Temperature blank.
- ____ °C IR thermometer.
- ____ Ambient temperature.

Initial: [signature]

CUSTODY SEAL INTACT:

Sample(s): ____ Cooler: ____ No (Not Intact) : ____ Not Applicable (N/A): ✓

Initial: [signature]

SAMPLE CONDITION:

	Yes	No	N/A
Chain-Of-Custody document(s) received with samples	✓		
Sampler's name indicated on COC	✓		
Sample container label(s) consistent with custody papers	✓		
Sample container(s) intact and good condition	✓		
Correct containers and volume for analyses requested	✓		
Proper preservation noted on sample label(s)	✓		
VOA vial(s) free of headspace.			✓
Tedlar bag(s) free of condensation			

Initial: [signature]

COMMENTS:

Calscience
Environmental
Laboratories, Inc.

June 22, 2006

Brenda Meyer
Tetra Tech, Inc.
348 West Hospitality Lane, Ste 100
San Bernardino, CA 92408-3216

Subject: **Calscience Work Order No.: 06-06-0679**
Client Reference: Beaumont Site 1 / 18086-02

Dear Client:

Enclosed is an analytical report for the above-referenced project. The samples included in this report were received 6/9/2006 and analyzed in accordance with the attached chain-of-custody.

Unless otherwise noted, all analytical testing was accomplished in accordance with the guidelines established in our Quality Systems Manual, applicable standard operating procedures, and other related documentation. The original report of any subcontracted analysis is provided herein, and follows the standard Calscience data package. The results in this analytical report are limited to the samples tested and any reproduction thereof must be made in its entirety.

If you have any questions regarding this report, please do not hesitate to contact the undersigned.

Sincerely,

Calscience Environmental
Laboratories, Inc.
Jason Torres
Project Manager

Calscience Environmental Laboratories, Inc.

Analytical Report

Tetra Tech, Inc.		Date Received:	06/09/06
348 West Hospitality Lane, Ste 100		Work Order No:	06-06-0679
San Bernardino, CA 92408-3216		Preparation:	EPA 3520B
		Method:	EPA 8270C(M) Isotope Dilution

Project: Beaumont Site 1 / 18086-02

Client Sample Number	Lab Sample Number	Date Collected	Matrix	Date Prepared	Date Analyzed	QC Batch ID
MW-14	**06-06-0679-2**	**06/09/06**	**Aqueous**	**06/15/06**	**06/21/06**	**060605L05D**

Comment(s): -Results were evaluated to the MDL, concentrations >= to the MDL but < RL, if found, are qualified with a "J" flag.

Parameter	Result	RL	MDL	DF	Qual	Units
1,4-Dioxane	ND	2.0	0.40	1		ug/L
Surrogates:	REC (%)	Control Limits			Qual	
Nitrobenzene-d5	99	56-123				

Client Sample Number	Lab Sample Number	Date Collected	Matrix	Date Prepared	Date Analyzed	QC Batch ID
MW-42	**06-06-0679-3**	**06/09/06**	**Aqueous**	**06/15/06**	**06/21/06**	**060605L05D**

Parameter	Result	RL	MDL	DF	Qual	Units
1,4-Dioxane	32	2	0.40	1		ug/L
Surrogates:	REC (%)	Control Limits			Qual	
Nitrobenzene-d5	92	56-123				

Client Sample Number	Lab Sample Number	Date Collected	Matrix	Date Prepared	Date Analyzed	QC Batch ID
MW-19	**06-06-0679-4**	**06/09/06**	**Aqueous**	**06/15/06**	**06/21/06**	**060605L05D**

Parameter	Result	RL	MDL	DF	Qual	Units
1,4-Dioxane	73	2	0.40	1		ug/L
Surrogates:	REC (%)	Control Limits			Qual	
Nitrobenzene-d5	110	56-123				

Client Sample Number	Lab Sample Number	Date Collected	Matrix	Date Prepared	Date Analyzed	QC Batch ID
MW-17	**06-06-0679-5**	**06/09/06**	**Aqueous**	**06/15/06**	**06/21/06**	**060605L05D**

Parameter	Result	RL	MDL	DF	Qual	Units
1,4-Dioxane	38	2	0.40	1		ug/L
Surrogates:	REC (%)	Control Limits			Qual	
Nitrobenzene-d5	107	56-123				

Client Sample Number	Lab Sample Number	Date Collected	Matrix	Date Prepared	Date Analyzed	QC Batch ID
Method Blank	**099-09-004-579**	**N/A**	**Aqueous**	**06/05/06**	**06/06/06**	**060605L05D**

Comment(s): -Results were evaluated to the MDL, concentrations >= to the MDL but < RL, if found, are qualified with a "J" flag.

Parameter	Result	RL	MDL	DF	Qual	Units
1,4-Dioxane	ND	2.0	0.40	1		ug/L
Surrogates:	REC (%)	Control Limits			Qual	
Nitrobenzene-d5	78	56-123				

RL - Reporting Limit , DF - Dilution Factor , Qual - Qualifiers

Calscience Environmental Laboratories, Inc.

Analytical Report

Tetra Tech, Inc.	Date Received:	06/09/06
348 West Hospitality Lane, Ste 100	Work Order No:	06-06-0679
San Bernardino, CA 92408-3216	Preparation:	EPA 5030B
	Method:	EPA 8260B
	Units:	ug/L
Project: Beaumont Site 1 / 18086-02		Page 1 of 7

Client Sample Number	Lab Sample Number	Date Collected	Matrix	Date Prepared	Date Analyzed	QC Batch ID
LTB-060906	**06-06-0679-1**	**06/09/06**	**Aqueous**	**06/13/06**	**06/13/06**	**060613L01**

Comment(s): -Results were evaluated to the MDL, concentrations >= to the MDL but < RL, if found, are qualified with a "J" flag.

Parameter	Result	RL	MDL	DF	Qual	Parameter	Result	RL	MDL	DF	Qual
Acetone	ND	10	6.1	1		1,3-Dichloropropane	ND	1.0	0.30	1	
Benzene	ND	0.50	0.26	1		2,2-Dichloropropane	ND	1.0	0.40	1	
Bromobenzene	ND	1.0	0.47	1		1,1-Dichloropropene	ND	1.0	0.21	1	
Bromochloromethane	ND	1.0	0.68	1		c-1,3-Dichloropropene	ND	0.50	0.45	1	
Bromodichloromethane	ND	1.0	0.27	1		t-1,3-Dichloropropene	ND	0.50	0.31	1	
Bromoform	ND	1.0	0.62	1		Ethylbenzene	ND	1.0	0.17	1	
Bromomethane	ND	10	2.9	1		2-Hexanone	ND	10	1.9	1	
2-Butanone	ND	10	4.2	1		Isopropylbenzene	ND	1.0	0.24	1	
n-Butylbenzene	ND	1.0	0.29	1		p-Isopropyltoluene	ND	1.0	0.21	1	
sec-Butylbenzene	ND	1.0	0.21	1		Methylene Chloride	4.0	10.0	2.6	1	J,B
tert-Butylbenzene	ND	1.0	0.17	1		4-Methyl-2-Pentanone	ND	10	2.4	1	
Carbon Disulfide	ND	10	1.0	1		Naphthalene	ND	10	0.95	1	
Carbon Tetrachloride	ND	0.50	0.42	1		n-Propylbenzene	ND	1.0	0.30	1	
Chlorobenzene	ND	1.0	0.36	1		Styrene	ND	1.0	0.29	1	
Chloroethane	ND	1.0	0.52	1		1,1,1,2-Tetrachloroethane	ND	1.0	0.37	1	
Chloroform	ND	1.0	0.22	1		1,1,2,2-Tetrachloroethane	ND	1.0	0.37	1	
Chloromethane	ND	10	1.8	1		Tetrachloroethene	ND	1.0	0.29	1	
2-Chlorotoluene	ND	1.0	0.24	1		Toluene	ND	1.0	0.35	1	
4-Chlorotoluene	ND	1.0	0.30	1		1,2,3-Trichlorobenzene	ND	1.0	0.39	1	
Dibromochloromethane	ND	1.0	0.45	1		1,2,4-Trichlorobenzene	ND	1.0	0.35	1	
1,2-Dibromo-3-Chloropropane	ND	5.0	2.5	1		1,1,1-Trichloroethane	ND	1.0	0.32	1	
1,2-Dibromoethane	ND	1.0	0.81	1		1,1,2-Trichloro-1,2,2-Trifluoroethane	ND	10	0.54	1	
Dibromomethane	ND	1.0	0.42	1		1,1,2-Trichloroethane	ND	1.0	0.54	1	
1,2-Dichlorobenzene	ND	1.0	0.24	1		Trichloroethene	ND	1.0	0.30	1	
1,3-Dichlorobenzene	ND	1.0	0.38	1		Trichlorofluoromethane	ND	10	0.36	1	
1,4-Dichlorobenzene	ND	1.0	0.30	1		1,2,3-Trichloropropane	ND	5.0	2.3	1	
Dichlorodifluoromethane	ND	1.0	0.27	1		1,2,4-Trimethylbenzene	ND	1.0	0.26	1	
1,1-Dichloroethane	ND	1.0	0.53	1		1,3,5-Trimethylbenzene	ND	1.0	0.19	1	
1,2-Dichloroethane	ND	0.50	0.22	1		Vinyl Acetate	ND	10	3.2	1	
1,1-Dichloroethene	ND	1.0	0.31	1		Vinyl Chloride	ND	0.50	0.33	1	
c-1,2-Dichloroethene	ND	1.0	0.35	1		p/m-Xylene	ND	1.0	0.38	1	
t-1,2-Dichloroethene	ND	1.0	0.29	1		o-Xylene	ND	1.0	0.21	1	
1,2-Dichloropropane	ND	1.0	0.28	1		Methyl-t-Butyl Ether (MTBE)	ND	1.0	0.29	1	

Surrogates:	REC (%)	Control Limits	Qual	Surrogates:	REC (%)	Control Limits	Qual
Dibromofluoromethane	105	74-140		1,2-Dichloroethane-d4	109	74-146	
Toluene-d8	102	88-112		1,4-Bromofluorobenzene	95	74-110	

RL - Reporting Limit , DF - Dilution Factor , Qual - Qualifiers

Calscience Environmental Laboratories, Inc.

Analytical Report

Tetra Tech, Inc.
348 West Hospitality Lane, Ste 100
San Bernardino, CA 92408-3216

Date Received:	06/09/06
Work Order No:	06-06-0679
Preparation:	EPA 5030B
Method:	EPA 8260B
Units:	ug/L

Project: Beaumont Site 1 / 18086-02

Client Sample Number	Lab Sample Number	Date Collected	Matrix	Date Prepared	Date Analyzed	QC Batch ID
MW-14	**06-06-0679-2**	**06/09/06**	**Aqueous**	**06/12/06**	**06/13/06**	**060612L02**

Comment(s): -Results were evaluated to the MDL, concentrations >= to the MDL but < RL, if found, are qualified with a "J" flag.

Parameter	Result	RL	MDL	DF	Qual	Parameter	Result	RL	MDL	DF	Qual
Acetone	ND	10	6.1	1		1,3-Dichloropropane	ND	1.0	0.30	1	
Benzene	ND	0.50	0.26	1		2,2-Dichloropropane	ND	1.0	0.40	1	
Bromobenzene	ND	1.0	0.47	1		1,1-Dichloropropene	ND	1.0	0.21	1	
Bromochloromethane	ND	1.0	0.68	1		c-1,3-Dichloropropene	ND	0.50	0.45	1	
Bromodichloromethane	ND	1.0	0.27	1		t-1,3-Dichloropropene	ND	0.50	0.31	1	
Bromoform	ND	1.0	0.62	1		Ethylbenzene	ND	1.0	0.17	1	
Bromomethane	ND	10	2.9	1		2-Hexanone	ND	10	1.9	1	
2-Butanone	ND	10	4.2	1		Isopropylbenzene	ND	1.0	0.24	1	
n-Butylbenzene	ND	1.0	0.29	1		p-Isopropyltoluene	ND	1.0	0.21	1	
sec-Butylbenzene	ND	1.0	0.21	1		Methylene Chloride	ND	10	2.6	1	
tert-Butylbenzene	ND	1.0	0.17	1		4-Methyl-2-Pentanone	ND	10	2.4	1	
Carbon Disulfide	ND	10	1.0	1		Naphthalene	ND	10	0.95	1	
Carbon Tetrachloride	ND	0.50	0.42	1		n-Propylbenzene	ND	1.0	0.30	1	
Chlorobenzene	ND	1.0	0.36	1		Styrene	ND	1.0	0.29	1	
Chloroethane	ND	1.0	0.52	1		1,1,1,2-Tetrachloroethane	ND	1.0	0.37	1	
Chloroform	ND	1.0	0.22	1		1,1,2,2-Tetrachloroethane	ND	1.0	0.37	1	
Chloromethane	ND	10	1.8	1		Tetrachloroethene	ND	1.0	0.29	1	
2-Chlorotoluene	ND	1.0	0.24	1		Toluene	ND	1.0	0.35	1	
4-Chlorotoluene	ND	1.0	0.30	1		1,2,3-Trichlorobenzene	ND	1.0	0.39	1	
Dibromochloromethane	ND	1.0	0.45	1		1,2,4-Trichlorobenzene	ND	1.0	0.35	1	
1,2-Dibromo-3-Chloropropane	ND	5.0	2.5	1		1,1,1-Trichloroethane	ND	1.0	0.32	1	
1,2-Dibromoethane	ND	1.0	0.81	1		1,1,2-Trichloro-1,2,2-Trifluoroethane	ND	10	0.54	1	
Dibromomethane	ND	1.0	0.42	1		1,1,2-Trichloroethane	ND	1.0	0.54	1	
1,2-Dichlorobenzene	ND	1.0	0.24	1		Trichloroethene	0.42	1.0	0.30	1	J
1,3-Dichlorobenzene	ND	1.0	0.38	1		Trichlorofluoromethane	ND	10	0.36	1	
1,4-Dichlorobenzene	ND	1.0	0.30	1		1,2,3-Trichloropropane	ND	5.0	2.3	1	
Dichlorodifluoromethane	ND	1.0	0.27	1		1,2,4-Trimethylbenzene	ND	1.0	0.26	1	
1,1-Dichloroethane	ND	1.0	0.53	1		1,3,5-Trimethylbenzene	ND	1.0	0.19	1	
1,2-Dichloroethane	ND	0.50	0.22	1		Vinyl Acetate	ND	10	3.2	1	
1,1-Dichloroethene	ND	1.0	0.31	1		Vinyl Chloride	ND	0.50	0.33	1	
c-1,2-Dichloroethene	ND	1.0	0.35	1		p/m-Xylene	ND	1.0	0.38	1	
t-1,2-Dichloroethene	ND	1.0	0.29	1		o-Xylene	ND	1.0	0.21	1	
1,2-Dichloropropane	ND	1.0	0.28	1		Methyl-t-Butyl Ether (MTBE)	ND	1.0	0.29	1	

Surrogates:	REC (%)	Control Limits	Qual	Surrogates:	REC (%)	Control Limits	Qual
Dibromofluoromethane	113	74-140		1,2-Dichloroethane-d4	115	74-146	
Toluene-d8	103	88-112		1,4-Bromofluorobenzene	98	74-110	

RL - Reporting Limit , DF - Dilution Factor , Qual - Qualifiers

Calscience Environmental Laboratories, Inc.

Analytical Report

Tetra Tech, Inc.	Date Received:	06/09/06
348 West Hospitality Lane, Ste 100	Work Order No:	06-06-0679
San Bernardino, CA 92408-3216	Preparation:	EPA 5030B
	Method:	EPA 8260B
	Units:	ug/L
Project: Beaumont Site 1 / 18086-02		Page 3 of 7

Client Sample Number	Lab Sample Number	Date Collected	Matrix	Date Prepared	Date Analyzed	QC Batch ID
MW-42	**06-06-0679-3**	**06/09/06**	**Aqueous**	**06/13/06**	**06/13/06**	**060613L01**

Comment(s): -Results were evaluated to the MDL, concentrations >= to the MDL but < RL, if found, are qualified with a "J" flag.

Parameter	Result	RL	MDL	DF	Qual	Parameter	Result	RL	MDL	DF	Qual
Acetone	ND	10	6.1	1		1,3-Dichloropropane	ND	1.0	0.30	1	
Benzene	ND	0.50	0.26	1		2,2-Dichloropropane	ND	1.0	0.40	1	
Bromobenzene	ND	1.0	0.47	1		1,1-Dichloropropene	ND	1.0	0.21	1	
Bromochloromethane	ND	1.0	0.68	1		c-1,3-Dichloropropene	ND	0.50	0.45	1	
Bromodichloromethane	ND	1.0	0.27	1		t-1,3-Dichloropropene	ND	0.50	0.31	1	
Bromoform	ND	1.0	0.62	1		Ethylbenzene	ND	1.0	0.17	1	
Bromomethane	ND	10	2.9	1		2-Hexanone	ND	10	1.9	1	
2-Butanone	ND	10	4.2	1		Isopropylbenzene	ND	1.0	0.24	1	
n-Butylbenzene	ND	1.0	0.29	1		p-Isopropyltoluene	ND	1.0	0.21	1	
sec-Butylbenzene	ND	1.0	0.21	1		Methylene Chloride	ND	10	2.6	1	
tert-Butylbenzene	ND	1.0	0.17	1		4-Methyl-2-Pentanone	ND	10	2.4	1	
Carbon Disulfide	ND	10	1.0	1		Naphthalene	ND	10	0.95	1	
Carbon Tetrachloride	ND	0.50	0.42	1		n-Propylbenzene	ND	1.0	0.30	1	
Chlorobenzene	ND	1.0	0.36	1		Styrene	ND	1.0	0.29	1	
Chloroethane	ND	1.0	0.52	1		1,1,1,2-Tetrachloroethane	ND	1.0	0.37	1	
Chloroform	ND	1.0	0.22	1		1,1,2,2-Tetrachloroethane	ND	1.0	0.37	1	
Chloromethane	ND	10	1.8	1		Tetrachloroethene	ND	1.0	0.29	1	
2-Chlorotoluene	ND	1.0	0.24	1		Toluene	ND	1.0	0.35	1	
4-Chlorotoluene	ND	1.0	0.30	1		1,2,3-Trichlorobenzene	ND	1.0	0.39	1	
Dibromochloromethane	ND	1.0	0.45	1		1,2,4-Trichlorobenzene	ND	1.0	0.35	1	
1,2-Dibromo-3-Chloropropane	ND	5.0	2.5	1		1,1,1-Trichloroethane	ND	1.0	0.32	1	
1,2-Dibromoethane	ND	1.0	0.81	1		1,1,2-Trichloro-1,2,2-Trifluoroethane	ND	10	0.54	1	
Dibromomethane	ND	1.0	0.42	1		1,1,2-Trichloroethane	ND	1.0	0.54	1	
1,2-Dichlorobenzene	ND	1.0	0.24	1		Trichloroethene	79	1	0.30	1	
1,3-Dichlorobenzene	ND	1.0	0.38	1		Trichlorofluoromethane	ND	10	0.36	1	
1,4-Dichlorobenzene	ND	1.0	0.30	1		1,2,3-Trichloropropane	ND	5.0	2.3	1	
Dichlorodifluoromethane	ND	1.0	0.27	1		1,2,4-Trimethylbenzene	ND	1.0	0.26	1	
1,1-Dichloroethane	3.6	1.0	0.53	1		1,3,5-Trimethylbenzene	ND	1.0	0.19	1	
1,2-Dichloroethane	0.90	0.50	0.22	1		Vinyl Acetate	ND	10	3.2	1	
1,1-Dichloroethene	89	1	0.31	1		Vinyl Chloride	1.4	0.5	0.33	1	
c-1,2-Dichloroethene	2.8	1.0	0.35	1		p/m-Xylene	ND	1.0	0.38	1	
t-1,2-Dichloroethene	ND	1.0	0.29	1		o-Xylene	ND	1.0	0.21	1	
1,2-Dichloropropane	ND	1.0	0.28	1		Methyl-t-Butyl Ether (MTBE)	ND	1.0	0.29	1	

Surrogates:	REC (%)	Control Limits	Qual	Surrogates:	REC (%)	Control Limits	Qual
Dibromofluoromethane	108	74-140		1,2-Dichloroethane-d4	112	74-146	
Toluene-d8	102	88-112		1,4-Bromofluorobenzene	95	74-110	

RL - Reporting Limit , DF - Dilution Factor , Qual - Qualifiers

Calscience Environmental Laboratories, Inc.

Analytical Report

Tetra Tech, Inc.
348 West Hospitality Lane, Ste 100
San Bernardino, CA 92408-3216

Date Received:	06/09/06
Work Order No:	06-06-0679
Preparation:	EPA 5030B
Method:	EPA 8260B
Units:	ug/L

Project: Beaumont Site 1 / 18086-02

Client Sample Number	Lab Sample Number	Date Collected	Matrix	Date Prepared	Date Analyzed	QC Batch ID
MW-19	**06-06-0679-4**	**06/09/06**	**Aqueous**	**06/12/06**	**06/13/06**	**060612L02**

Comment(s): -Results were evaluated to the MDL, concentrations >= to the MDL but < RL, if found, are qualified with a "J" flag.

Parameter	Result	RL	MDL	DF	Qual	Parameter	Result	RL	MDL	DF	Qual
Acetone	ND	10	6.1	1		1,3-Dichloropropane	ND	1.0	0.30	1	
Benzene	ND	0.50	0.26	1		2,2-Dichloropropane	ND	1.0	0.40	1	
Bromobenzene	ND	1.0	0.47	1		1,1-Dichloropropene	ND	1.0	0.21	1	
Bromochloromethane	ND	1.0	0.68	1		c-1,3-Dichloropropene	ND	0.50	0.45	1	
Bromodichloromethane	ND	1.0	0.27	1		t-1,3-Dichloropropene	ND	0.50	0.31	1	
Bromoform	ND	1.0	0.62	1		Ethylbenzene	ND	1.0	0.17	1	
Bromomethane	ND	10	2.9	1		2-Hexanone	ND	10	1.9	1	
2-Butanone	ND	10	4.2	1		Isopropylbenzene	ND	1.0	0.24	1	
n-Butylbenzene	ND	1.0	0.29	1		p-Isopropyltoluene	ND	1.0	0.21	1	
sec-Butylbenzene	ND	1.0	0.21	1		Methylene Chloride	ND	10	2.6	1	
tert-Butylbenzene	ND	1.0	0.17	1		4-Methyl-2-Pentanone	ND	10	2.4	1	
Carbon Disulfide	ND	10	1.0	1		Naphthalene	ND	10	0.95	1	
Carbon Tetrachloride	ND	0.50	0.42	1		n-Propylbenzene	ND	1.0	0.30	1	
Chlorobenzene	ND	1.0	0.36	1		Styrene	ND	1.0	0.29	1	
Chloroethane	ND	1.0	0.52	1		1,1,1,2-Tetrachloroethane	ND	1.0	0.37	1	
Chloroform	0.24	1.0	0.22	1	J	1,1,2,2-Tetrachloroethane	ND	1.0	0.37	1	
Chloromethane	ND	10	1.8	1		Tetrachloroethene	ND	1.0	0.29	1	
2-Chlorotoluene	ND	1.0	0.24	1		Toluene	ND	1.0	0.35	1	
4-Chlorotoluene	ND	1.0	0.30	1		1,2,3-Trichlorobenzene	ND	1.0	0.39	1	
Dibromochloromethane	ND	1.0	0.45	1		1,2,4-Trichlorobenzene	ND	1.0	0.35	1	
1,2-Dibromo-3-Chloropropane	ND	5.0	2.5	1		1,1,1-Trichloroethane	ND	1.0	0.32	1	
1,2-Dibromoethane	ND	1.0	0.81	1		1,1,2-Trichloro-1,2,2-Trifluoroethane	ND	10	0.54	1	
Dibromomethane	ND	1.0	0.42	1		1,1,2-Trichloroethane	ND	1.0	0.54	1	
1,2-Dichlorobenzene	ND	1.0	0.24	1		Trichloroethene	12	1	0.30	1	
1,3-Dichlorobenzene	ND	1.0	0.38	1		Trichlorofluoromethane	ND	10	0.36	1	
1,4-Dichlorobenzene	ND	1.0	0.30	1		1,2,3-Trichloropropane	ND	5.0	2.3	1	
Dichlorodifluoromethane	ND	1.0	0.27	1		1,2,4-Trimethylbenzene	ND	1.0	0.26	1	
1,1-Dichloroethane	2.8	1.0	0.53	1		1,3,5-Trimethylbenzene	ND	1.0	0.19	1	
1,2-Dichloroethane	0.52	0.50	0.22	1		Vinyl Acetate	ND	10	3.2	1	
1,1-Dichloroethene	26	1	0.31	1		Vinyl Chloride	0.92	0.50	0.33	1	
c-1,2-Dichloroethene	0.47	1.0	0.35	1	J	p/m-Xylene	ND	1.0	0.38	1	
t-1,2-Dichloroethene	ND	1.0	0.29	1		o-Xylene	ND	1.0	0.21	1	
1,2-Dichloropropane	ND	1.0	0.28	1		Methyl-t-Butyl Ether (MTBE)	ND	1.0	0.29	1	

Surrogates:	REC (%)	Control Limits	Qual	Surrogates:	REC (%)	Control Limits	Qual
Dibromofluoromethane	111	74-140		1,2-Dichloroethane-d4	115	74-146	
Toluene-d8	104	88-112		1,4-Bromofluorobenzene	98	74-110	

RL - Reporting Limit , DF - Dilution Factor , Qual - Qualifiers

Calscience Environmental Laboratories, Inc.

Analytical Report

Tetra Tech, Inc.
348 West Hospitality Lane, Ste 100
San Bernardino, CA 92408-3216

Date Received:	06/09/06
Work Order No:	06-06-0679
Preparation:	EPA 5030B
Method:	EPA 8260B
Units:	ug/L

Project: Beaumont Site 1 / 18086-02

Client Sample Number	Lab Sample Number	Date Collected	Matrix	Date Prepared	Date Analyzed	QC Batch ID
MW-17	**06-06-0679-5**	**06/09/06**	**Aqueous**	**06/13/06**	**06/13/06**	**060613L01**

Comment(s): -Results were evaluated to the MDL, concentrations >= to the MDL but < RL, if found, are qualified with a "J" flag.

Parameter	Result	RL	MDL	DF	Qual	Parameter	Result	RL	MDL	DF	Qual
Acetone	ND	10	6.1	1		1,3-Dichloropropane	ND	1.0	0.30	1	
Benzene	ND	0.50	0.26	1		2,2-Dichloropropane	ND	1.0	0.40	1	
Bromobenzene	ND	1.0	0.47	1		1,1-Dichloropropene	ND	1.0	0.21	1	
Bromochloromethane	ND	1.0	0.68	1		c-1,3-Dichloropropene	ND	0.50	0.45	1	
Bromodichloromethane	ND	1.0	0.27	1		t-1,3-Dichloropropene	ND	0.50	0.31	1	
Bromoform	ND	1.0	0.62	1		Ethylbenzene	ND	1.0	0.17	1	
Bromomethane	ND	10	2.9	1		2-Hexanone	ND	10	1.9	1	
2-Butanone	ND	10	4.2	1		Isopropylbenzene	ND	1.0	0.24	1	
n-Butylbenzene	ND	1.0	0.29	1		p-Isopropyltoluene	ND	1.0	0.21	1	
sec-Butylbenzene	ND	1.0	0.21	1		Methylene Chloride	ND	10	2.6	1	
tert-Butylbenzene	ND	1.0	0.17	1		4-Methyl-2-Pentanone	ND	10	2.4	1	
Carbon Disulfide	ND	10	1.0	1		Naphthalene	ND	10	0.95	1	
Carbon Tetrachloride	ND	0.50	0.42	1		n-Propylbenzene	ND	1.0	0.30	1	
Chlorobenzene	ND	1.0	0.36	1		Styrene	ND	1.0	0.29	1	
Chloroethane	ND	1.0	0.52	1		1,1,1,2-Tetrachloroethane	ND	1.0	0.37	1	
Chloroform	ND	1.0	0.22	1		1,1,2,2-Tetrachloroethane	ND	1.0	0.37	1	
Chloromethane	ND	10	1.8	1		Tetrachloroethene	ND	1.0	0.29	1	
2-Chlorotoluene	ND	1.0	0.24	1		Toluene	ND	1.0	0.35	1	
4-Chlorotoluene	ND	1.0	0.30	1		1,2,3-Trichlorobenzene	ND	1.0	0.39	1	
Dibromochloromethane	ND	1.0	0.45	1		1,2,4-Trichlorobenzene	ND	1.0	0.35	1	
1,2-Dibromo-3-Chloropropane	ND	5.0	2.5	1		1,1,1-Trichloroethane	0.83	1.0	0.32	1	J
1,2-Dibromoethane	ND	1.0	0.81	1		1,1,2-Trichloro-1,2,2-Trifluoroethane	ND	10	0.54	1	
Dibromomethane	ND	1.0	0.42	1		1,1,2-Trichloroethane	ND	1.0	0.54	1	
1,2-Dichlorobenzene	ND	1.0	0.24	1		Trichloroethene	5.4	1.0	0.30	1	
1,3-Dichlorobenzene	ND	1.0	0.38	1		Trichlorofluoromethane	ND	10	0.36	1	
1,4-Dichlorobenzene	ND	1.0	0.30	1		1,2,3-Trichloropropane	ND	5.0	2.3	1	
Dichlorodifluoromethane	ND	1.0	0.27	1		1,2,4-Trimethylbenzene	ND	1.0	0.26	1	
1,1-Dichloroethane	ND	1.0	0.53	1		1,3,5-Trimethylbenzene	ND	1.0	0.19	1	
1,2-Dichloroethane	ND	0.50	0.22	1		Vinyl Acetate	ND	10	3.2	1	
1,1-Dichloroethene	5.2	1.0	0.31	1		Vinyl Chloride	ND	0.50	0.33	1	
c-1,2-Dichloroethene	ND	1.0	0.35	1		p/m-Xylene	ND	1.0	0.38	1	
t-1,2-Dichloroethene	ND	1.0	0.29	1		o-Xylene	ND	1.0	0.21	1	
1,2-Dichloropropane	ND	1.0	0.28	1		Methyl-t-Butyl Ether (MTBE)	ND	1.0	0.29	1	

Surrogates:	REC (%)	Control Limits	Qual	Surrogates:	REC (%)	Control Limits	Qual
Dibromofluoromethane	105	74-140		1,2-Dichloroethane-d4	114	74-146	
Toluene-d8	104	88-112		1,4-Bromofluorobenzene	97	74-110	

RL - Reporting Limit , DF - Dilution Factor , Qual - Qualifiers

Calscience Environmental Laboratories, Inc.

Analytical Report

Tetra Tech, Inc.	Date Received:	06/09/06
348 West Hospitality Lane, Ste 100	Work Order No:	06-06-0679
San Bernardino, CA 92408-3216	Preparation:	EPA 5030B
	Method:	EPA 8260B
	Units:	ug/L
Project: Beaumont Site 1 / 18086-02		Page 6 of 7

Client Sample Number	Lab Sample Number	Date Collected	Matrix	Date Prepared	Date Analyzed	QC Batch ID
Method Blank	**099-10-006-18,230**	**N/A**	**Aqueous**	**06/12/06**	**06/12/06**	**060612L02**

Comment(s): -Results were evaluated to the MDL, concentrations >= to the MDL but < RL, if found, are qualified with a "J" flag.

Parameter	Result	RL	MDL	DF	Qual	Parameter	Result	RL	MDL	DF	Qual
Acetone	ND	10	6.1	1		1,3-Dichloropropane	ND	1.0	0.30	1	
Benzene	ND	0.50	0.26	1		2,2-Dichloropropane	ND	1.0	0.40	1	
Bromobenzene	ND	1.0	0.47	1		1,1-Dichloropropene	ND	1.0	0.21	1	
Bromochloromethane	ND	1.0	0.68	1		c-1,3-Dichloropropene	ND	0.50	0.45	1	
Bromodichloromethane	ND	1.0	0.27	1		t-1,3-Dichloropropene	ND	0.50	0.31	1	
Bromoform	ND	1.0	0.62	1		Ethylbenzene	ND	1.0	0.17	1	
Bromomethane	ND	10	2.9	1		2-Hexanone	ND	10	1.9	1	
2-Butanone	ND	10	4.2	1		Isopropylbenzene	ND	1.0	0.24	1	
n-Butylbenzene	ND	1.0	0.29	1		p-Isopropyltoluene	ND	1.0	0.21	1	
sec-Butylbenzene	ND	1.0	0.21	1		Methylene Chloride	4.9	10.0	2.6	1	J
tert-Butylbenzene	ND	1.0	0.17	1		4-Methyl-2-Pentanone	ND	10	2.4	1	
Carbon Disulfide	ND	10	1.0	1		Naphthalene	ND	10	0.95	1	
Carbon Tetrachloride	ND	0.50	0.42	1		n-Propylbenzene	ND	1.0	0.30	1	
Chlorobenzene	ND	1.0	0.36	1		Styrene	ND	1.0	0.29	1	
Chloroethane	ND	1.0	0.52	1		1,1,1,2-Tetrachloroethane	ND	1.0	0.37	1	
Chloroform	ND	1.0	0.22	1		1,1,2,2-Tetrachloroethane	ND	1.0	0.37	1	
Chloromethane	ND	10	1.8	1		Tetrachloroethene	ND	1.0	0.29	1	
2-Chlorotoluene	ND	1.0	0.24	1		Toluene	ND	1.0	0.35	1	
4-Chlorotoluene	ND	1.0	0.30	1		1,2,3-Trichlorobenzene	0.51	1.0	0.39	1	J
Dibromochloromethane	ND	1.0	0.45	1		1,2,4-Trichlorobenzene	0.45	1.0	0.35	1	J
1,2-Dibromo-3-Chloropropane	ND	5.0	2.5	1		1,1,1-Trichloroethane	ND	1.0	0.32	1	
1,2-Dibromoethane	ND	1.0	0.81	1		1,1,2-Trichloro-1,2,2-Trifluoroethane	ND	10	0.54	1	
Dibromomethane	ND	1.0	0.42	1		1,1,2-Trichloroethane	ND	1.0	0.54	1	
1,2-Dichlorobenzene	ND	1.0	0.24	1		Trichloroethene	ND	1.0	0.30	1	
1,3-Dichlorobenzene	ND	1.0	0.38	1		Trichlorofluoromethane	ND	10	0.36	1	
1,4-Dichlorobenzene	ND	1.0	0.30	1		1,2,3-Trichloropropane	ND	5.0	2.3	1	
Dichlorodifluoromethane	ND	1.0	0.27	1		1,2,4-Trimethylbenzene	ND	1.0	0.26	1	
1,1-Dichloroethane	ND	1.0	0.53	1		1,3,5-Trimethylbenzene	ND	1.0	0.19	1	
1,2-Dichloroethane	ND	0.50	0.22	1		Vinyl Acetate	ND	10	3.2	1	
1,1-Dichloroethene	ND	1.0	0.31	1		Vinyl Chloride	ND	0.50	0.33	1	
c-1,2-Dichloroethene	ND	1.0	0.35	1		p/m-Xylene	ND	1.0	0.38	1	
t-1,2-Dichloroethene	ND	1.0	0.29	1		o-Xylene	ND	1.0	0.21	1	
1,2-Dichloropropane	ND	1.0	0.28	1		Methyl-t-Butyl Ether (MTBE)	ND	1.0	0.29	1	

Surrogates:	REC (%)	Control Limits	Qual	Surrogates:	REC (%)	Control Limits	Qual
Dibromofluoromethane	102	74-140		1,2-Dichloroethane-d4	105	74-146	
Toluene-d8	103	88-112		1,4-Bromofluorobenzene	99	74-110	

RL - Reporting Limit , DF - Dilution Factor , Qual - Qualifiers

Calscience Environmental Laboratories, Inc.

Analytical Report

Tetra Tech, Inc.	Date Received:	06/09/06
348 West Hospitality Lane, Ste 100	Work Order No:	06-06-0679
San Bernardino, CA 92408-3216	Preparation:	EPA 5030B
	Method:	EPA 8260B
	Units:	ug/L
Project: Beaumont Site 1 / 18086-02		Page 7 of 7

Client Sample Number	Lab Sample Number	Date Collected	Matrix	Date Prepared	Date Analyzed	QC Batch ID
Method Blank	**099-10-006-18,238**	**N/A**	**Aqueous**	**06/13/06**	**06/13/06**	**060613L01**

Comment(s): -Results were evaluated to the MDL, concentrations >= to the MDL but < RL, if found, are qualified with a "J" flag.

Parameter	Result	RL	MDL	DF	Qual	Parameter	Result	RL	MDL	DF	Qual
Acetone	ND	10	6.1	1		1,3-Dichloropropane	ND	1.0	0.30	1	
Benzene	ND	0.50	0.26	1		2,2-Dichloropropane	ND	1.0	0.40	1	
Bromobenzene	ND	1.0	0.47	1		1,1-Dichloropropene	ND	1.0	0.21	1	
Bromochloromethane	ND	1.0	0.68	1		c-1,3-Dichloropropene	ND	0.50	0.45	1	
Bromodichloromethane	ND	1.0	0.27	1		t-1,3-Dichloropropene	ND	0.50	0.31	1	
Bromoform	ND	1.0	0.62	1		Ethylbenzene	ND	1.0	0.17	1	
Bromomethane	ND	10	2.9	1		2-Hexanone	ND	10	1.9	1	
2-Butanone	ND	10	4.2	1		Isopropylbenzene	ND	1.0	0.24	1	
n-Butylbenzene	ND	1.0	0.29	1		p-Isopropyltoluene	ND	1.0	0.21	1	
sec-Butylbenzene	ND	1.0	0.21	1		Methylene Chloride	5.0	10.0	2.6	1	J
tert-Butylbenzene	ND	1.0	0.17	1		4-Methyl-2-Pentanone	ND	10	2.4	1	
Carbon Disulfide	ND	10	1.0	1		Naphthalene	ND	10	0.95	1	
Carbon Tetrachloride	ND	0.50	0.42	1		n-Propylbenzene	ND	1.0	0.30	1	
Chlorobenzene	ND	1.0	0.36	1		Styrene	ND	1.0	0.29	1	
Chloroethane	ND	1.0	0.52	1		1,1,1,2-Tetrachloroethane	ND	1.0	0.37	1	
Chloroform	ND	1.0	0.22	1		1,1,2,2-Tetrachloroethane	ND	1.0	0.37	1	
Chloromethane	ND	10	1.8	1		Tetrachloroethene	ND	1.0	0.29	1	
2-Chlorotoluene	ND	1.0	0.24	1		Toluene	ND	1.0	0.35	1	
4-Chlorotoluene	ND	1.0	0.30	1		1,2,3-Trichlorobenzene	ND	1.0	0.39	1	
Dibromochloromethane	ND	1.0	0.45	1		1,2,4-Trichlorobenzene	ND	1.0	0.35	1	
1,2-Dibromo-3-Chloropropane	ND	5.0	2.5	1		1,1,1-Trichloroethane	ND	1.0	0.32	1	
1,2-Dibromoethane	ND	1.0	0.81	1		1,1,2-Trichloro-1,2,2-Trifluoroethane	ND	10	0.54	1	
Dibromomethane	ND	1.0	0.42	1		1,1,2-Trichloroethane	ND	1.0	0.54	1	
1,2-Dichlorobenzene	ND	1.0	0.24	1		Trichloroethene	ND	1.0	0.30	1	
1,3-Dichlorobenzene	ND	1.0	0.38	1		Trichlorofluoromethane	ND	10	0.36	1	
1,4-Dichlorobenzene	ND	1.0	0.30	1		1,2,3-Trichloropropane	ND	5.0	2.3	1	
Dichlorodifluoromethane	ND	1.0	0.27	1		1,2,4-Trimethylbenzene	ND	1.0	0.26	1	
1,1-Dichloroethane	ND	1.0	0.53	1		1,3,5-Trimethylbenzene	ND	1.0	0.19	1	
1,2-Dichloroethane	ND	0.50	0.22	1		Vinyl Acetate	ND	10	3.2	1	
1,1-Dichloroethene	ND	1.0	0.31	1		Vinyl Chloride	ND	0.50	0.33	1	
c-1,2-Dichloroethene	ND	1.0	0.35	1		p/m-Xylene	ND	1.0	0.38	1	
t-1,2-Dichloroethene	ND	1.0	0.29	1		o-Xylene	ND	1.0	0.21	1	
1,2-Dichloropropane	ND	1.0	0.28	1		Methyl-t-Butyl Ether (MTBE)	ND	1.0	0.29	1	

Surrogates:	REC (%)	Control Limits	Qual	Surrogates:	REC (%)	Control Limits	Qual
Dibromofluoromethane	105	74-140		1,2-Dichloroethane-d4	106	74-146	
Toluene-d8	102	88-112		1,4-Bromofluorobenzene	97	74-110	

RL - Reporting Limit , DF - Dilution Factor , Qual - Qualifiers

Calscience Environmental Laboratories, Inc.

EPA 8260B Tentatively Identified Compound List

Work Order	CEL Sample	Client ID	Q	Compound	CAS NUMBER	RT	On Column Conc. ug/L	Estimated Conc. ug/L
06-06-0679				No TICs found for all samples				

Q Qualifier
RT Retention Time

7440 Lincoln Way, Garden Grove, CA 92841-1432 • TEL: (714) 895-5494 • FAX: (714) 894-7501

Calscience Environmental Laboratories, Inc.

Analytical Report

Tetra Tech, Inc.
348 West Hospitality Lane, Ste 100
San Bernardino, CA 92408-3216

Date Received: 06/09/06
Work Order No: 06-06-0679

Project: Beaumont Site 1 / 18086-02

Client Sample Number	Lab Sample Number	Date Collected	Matrix
MW-14	**06-06-0679-2**	**06/09/06**	**Aqueous**

Parameter	Result	RL	MDL	DF	Qual	Units	Date Prepared	Date Analyzed	Method
Perchlorate	4.3	2.0	0.43	1		ug/L	N/A	06/14/06	EPA 314.0

Client Sample Number	Lab Sample Number	Date Collected	Matrix
MW-42	**06-06-0679-3**	**06/09/06**	**Aqueous**

Comment(s): (1) Results were evaluated to the MDL, concentrations >= to the MDL but < RL, if found, are qualified with a "J" flag.

Parameter	Result	RL	MDL	DF	Qual	Units	Date Prepared	Date Analyzed	Method
Perchlorate (1)	ND	2.0	0.43	1		ug/L	N/A	06/14/06	EPA 314.0

Client Sample Number	Lab Sample Number	Date Collected	Matrix
MW-19	**06-06-0679-4**	**06/09/06**	**Aqueous**

Parameter	Result	RL	MDL	DF	Qual	Units	Date Prepared	Date Analyzed	Method
Perchlorate	160	20	4.3	10		ug/L	N/A	06/14/06	EPA 314.0

Client Sample Number	Lab Sample Number	Date Collected	Matrix
MW-17	**06-06-0679-5**	**06/09/06**	**Aqueous**

Parameter	Result	RL	MDL	DF	Qual	Units	Date Prepared	Date Analyzed	Method
Perchlorate	1100	100	22	50		ug/L	N/A	06/14/06	EPA 314.0

Client Sample Number	Lab Sample Number	Date Collected	Matrix
Method Blank		**N/A**	**Aqueous**

Comment(s): (1) Results were evaluated to the MDL, concentrations >= to the MDL but < RL, if found, are qualified with a "J" flag.

Parameter	Result	RL	MDL	DF	Qual	Units	Date Prepared	Date Analyzed	Method
Perchlorate (1)	ND	2.0	0.43	1		ug/L	N/A	06/13/06	EPA 314.0

RL - Reporting Limit , DF - Dilution Factor , Qual - Qualifiers

Calscience Environmental Laboratories, Inc.

Quality Control - Spike/Spike Duplicate

Tetra Tech, Inc.
348 West Hospitality Lane, Ste 100
San Bernardino, CA 92408-3216

Date Received: 06/09/06
Work Order No: 06-06-0679
Preparation: EPA 3520B
Method: EPA 8270C(M) Isotope Dilution

Project Beaumont Site 1 / 18086-02

Quality Control Sample ID	Matrix	Instrument	Date Prepared	Date Analyzed	MS/MSD Batch Number
MW-42	**Aqueous**	**GC/MS J**	**06/15/06**	**06/20/06**	**060615S06D**

Parameter	MS %REC	MSD %REC	%REC CL	RPD	RPD CL	Qualifiers
1,4-Dioxane	114	105	50-130	7	0-20	

RPD - Relative Percent Difference , CL - Control Limit

Calscience Environmental Laboratories, Inc.

Quality Control - Spike/Spike Duplicate

Tetra Tech, Inc.
348 West Hospitality Lane, Ste 100
San Bernardino, CA 92408-3216

Date Received: 06/09/06
Work Order No: 06-06-0679
Preparation: EPA 5030B
Method: EPA 8260B

Project Beaumont Site 1 / 18086-02

Quality Control Sample ID	Matrix	Instrument	Date Prepared	Date Analyzed	MS/MSD Batch Number
06-06-0581-10	**Aqueous**	**GC/MS O**	**06/12/06**	**06/13/06**	**060612S02**

Parameter	MS %REC	MSD %REC	%REC CL	RPD	RPD CL	Qualifiers
Benzene	105	106	88-118	1	0-7	
Carbon Tetrachloride	101	114	67-145	11	0-11	
Chlorobenzene	104	108	88-118	4	0-7	
1,2-Dichlorobenzene	108	113	86-116	4	0-8	
1,1-Dichloroethene	104	105	70-130	1	0-25	
Toluene	110	111	87-123	1	0-8	
Trichloroethene	101	104	79-127	3	0-10	
Vinyl Chloride	81	84	69-129	4	0-13	
Methyl-t-Butyl Ether (MTBE)	130	127	71-131	3	0-13	
Tert-Butyl Alcohol (TBA)	118	88	36-168	29	0-45	
Diisopropyl Ether (DIPE)	122	111	81-123	9	0-9	
Ethyl-t-Butyl Ether (ETBE)	119	107	72-126	10	0-12	
Tert-Amyl-Methyl Ether (TAME)	118	107	72-126	10	0-12	
Ethanol	119	100	53-149	17	0-31	

RPD - Relative Percent Difference , CL - Control Limit

Calscience Environmental Laboratories, Inc.

Quality Control - Spike/Spike Duplicate

Tetra Tech, Inc.
348 West Hospitality Lane, Ste 100
San Bernardino, CA 92408-3216

Date Received: 06/09/06
Work Order No: 06-06-0679
Preparation: EPA 5030B
Method: EPA 8260B

Project Beaumont Site 1 / 18086-02

Quality Control Sample ID	Matrix	Instrument	Date Prepared	Date Analyzed	MS/MSD Batch Number
MW-42	**Aqueous**	**GC/MS O**	**06/13/06**	**06/13/06**	**060613S01**

Parameter	MS %REC	MSD %REC	%REC CL	RPD	RPD CL	Qualifiers
Benzene	111	111	88-118	0	0-7	
Carbon Tetrachloride	111	120	67-145	8	0-11	
Chlorobenzene	105	107	88-118	2	0-7	
1,2-Dichlorobenzene	108	112	86-116	4	0-8	
1,1-Dichloroethene	110	109	70-130	0	0-25	
Toluene	113	114	87-123	1	0-8	
Trichloroethene	103	104	79-127	1	0-10	
Vinyl Chloride	91	95	69-129	5	0-13	
Methyl-t-Butyl Ether (MTBE)	96	101	71-131	5	0-13	
Tert-Butyl Alcohol (TBA)	124	125	36-168	1	0-45	
Diisopropyl Ether (DIPE)	62	125	81-123	68	0-9	3,4
Ethyl-t-Butyl Ether (ETBE)	115	120	72-126	4	0-12	
Tert-Amyl-Methyl Ether (TAME)	117	120	72-126	3	0-12	
Ethanol	122	124	53-149	1	0-31	

RPD - Relative Percent Difference , CL - Control Limit

Calscience Environmental Laboratories, Inc.

Quality Control - Spike/Spike Duplicate

Tetra Tech, Inc.
348 West Hospitality Lane, Ste 100
San Bernardino, CA 92408-3216

Date Received: N/A
Work Order No: 06-06-0679

Project: Beaumont Site 1 / 18086-02

Matrix: Aqueous

Parameter	Method	Quality Control Sample ID	Date Analyzed	Date Extracted	MS% REC	MSD % REC	%REC CL	RPD	RPD CL	Qualifiers
Perchlorate	EPA 314.0	MW-42	06/14/06	N/A	115	116	80-120	2	0-15	

RPD - Relative Percent Difference , CL - Control Limit

Calscience Environmental Laboratories, Inc.

Quality Control - LCS/LCS Duplicate

Tetra Tech, Inc.
348 West Hospitality Lane, Ste 100
San Bernardino, CA 92408-3216

Date Received: N/A
Work Order No: 06-06-0679
Preparation: EPA 3520B
Method: EPA 8270C(M) Isotope Dilution

Project: Beaumont Site 1 / 18086-02

Quality Control Sample ID	Matrix	Instrument	Date Prepared	Date Analyzed	LCS/LCSD Batch Number
099-09-004-579	**Aqueous**	**GC/MS J**	**06/05/06**	**06/06/06**	**060605L05D**

Parameter	LCS %REC	LCSD %REC	%REC CL	RPD	RPD CL	Qualifiers
1,4-Dioxane	91	101	50-130	10	0-20	

RPD - Relative Percent Difference , CL - Control Limit

Calscience Environmental Laboratories, Inc.

Quality Control - LCS/LCS Duplicate

Tetra Tech, Inc.
348 West Hospitality Lane, Ste 100
San Bernardino, CA 92408-3216

Date Received: N/A
Work Order No: 06-06-0679
Preparation: EPA 5030B
Method: EPA 8260B

Project: Beaumont Site 1 / 18086-02

Quality Control Sample ID	Matrix	Instrument	Date Prepared	Date Analyzed	LCS/LCSD Batch Number
099-10-006-18,230	**Aqueous**	**GC/MS O**	**06/12/06**	**06/12/06**	**060612L02**

Parameter	LCS %REC	LCSD %REC	%REC CL	RPD	RPD CL	Qualifiers
Benzene	99	99	84-120	0	0-8	
Carbon Tetrachloride	95	99	63-147	5	0-10	
Chlorobenzene	99	102	89-119	3	0-7	
1,2-Dichlorobenzene	104	108	89-119	3	0-9	
1,1-Dichloroethene	98	99	77-125	1	0-16	
Toluene	104	106	83-125	1	0-9	
Trichloroethene	95	98	89-119	3	0-8	
Vinyl Chloride	80	78	63-135	2	0-13	
Methyl-t-Butyl Ether (MTBE)	83	119	82-118	35	0-13	X
Tert-Butyl Alcohol (TBA)	93	107	46-154	15	0-32	
Diisopropyl Ether (DIPE)	107	104	81-123	3	0-11	
Ethyl-t-Butyl Ether (ETBE)	101	98	74-122	4	0-12	
Tert-Amyl-Methyl Ether (TAME)	103	99	76-124	4	0-10	
Ethanol	106	99	60-138	7	0-32	

RPD - Relative Percent Difference , CL - Control Limit

Calscience Environmental Laboratories, Inc.

Quality Control - LCS/LCS Duplicate

Tetra Tech, Inc.
348 West Hospitality Lane, Ste 100
San Bernardino, CA 92408-3216

Date Received: N/A
Work Order No: 06-06-0679
Preparation: EPA 5030B
Method: EPA 8260B

Project: Beaumont Site 1 / 18086-02

Quality Control Sample ID	Matrix	Instrument	Date Prepared	Date Analyzed	LCS/LCSD Batch Number
099-10-006-18,238	**Aqueous**	**GC/MS O**	**06/13/06**	**06/13/06**	**060613L01**

Parameter	LCS %REC	LCSD %REC	%REC CL	RPD	RPD CL	Qualifiers
Benzene	103	105	84-120	2	0-8	
Carbon Tetrachloride	109	111	63-147	2	0-10	
Chlorobenzene	104	107	89-119	2	0-7	
1,2-Dichlorobenzene	110	111	89-119	1	0-9	
1,1-Dichloroethene	105	104	77-125	1	0-16	
Toluene	107	110	83-125	2	0-9	
Trichloroethene	103	103	89-119	0	0-8	
Vinyl Chloride	82	84	63-135	3	0-13	
Methyl-t-Butyl Ether (MTBE)	84	84	82-118	0	0-13	
Tert-Butyl Alcohol (TBA)	91	91	46-154	0	0-32	
Diisopropyl Ether (DIPE)	111	109	81-123	1	0-11	
Ethyl-t-Butyl Ether (ETBE)	106	103	74-122	3	0-12	
Tert-Amyl-Methyl Ether (TAME)	108	106	76-124	2	0-10	
Ethanol	100	102	60-138	2	0-32	

RPD - Relative Percent Difference , CL - Control Limit

Calscience Environmental Laboratories, Inc.

Quality Control - LCS/LCS Duplicate

Tetra Tech, Inc.
348 West Hospitality Lane, Ste 100
San Bernardino, CA 92408-3216

Date Received: N/A
Work Order No: 06-06-0679

Project: Beaumont Site 1 / 18086-02

Matrix: Aqueous

Parameter	Method	Quality Control Sample ID	Date Extracted	Date Analyzed	LCS % REC	LCSD % REC	%REC CL	RPD	RPD CL	Qual
Perchlorate	EPA 314.0	099-05-203-415	N/A	06/13/06	108	109	85-115	1	0-15	

RPD - Relative Percent Difference , CL - Control Limit

Calscience Environmental Laboratories, Inc.

Glossary of Terms and Qualifiers

Work Order Number: 06-06-0679

Qualifier	Definition
*	See applicable analysis comment.
1	Surrogate compound recovery was out of control due to a required sample dilution, therefore, the sample data was reported without further clarification.
2	Surrogate compound recovery was out of control due to matrix interference. The associated method blank surrogate spike compound was in control and, therefore, the sample data was reported without further clarification.
3	Recovery of the Matrix Spike or Matrix Spike Duplicate compound was out of control due to matrix interference. The associated LCS and/or LCSD was in control and, therefore, the sample data was reported without further clarification.
4	The MS/MSD RPD was out of control due to matrix interference. The LCS/LCSD RPD was in control and, therefore, the sample data was reported without further clarification.
5	The PDS/PDSD associated with this batch of samples was out of control due to a matrix interference effect. The associated batch LCS/LCSD was in control and, hence, the associated sample data was reported with no further corrective action required.
A	Result is the average of all dilutions, as defined by the method.
B	Analyte was present in the associated method blank.
C	Analyte presence was not confirmed on primary column.
E	Concentration exceeds the calibration range.
H	Sample received and/or analyzed past the recommended holding time.
J	Analyte was detected at a concentration below the reporting limit and above the laboratory method detection limit. Reported value is estimated.
N	Nontarget Analyte.
ND	Parameter not detected at the indicated reporting limit.
Q	Spike recovery and RPD control limits do not apply resulting from the parameter concentration in the sample exceeding the spike concentration by a factor of four or greater.
U	Undetected at the laboratory method detection limit.
X	% Recovery and/or RPD out-of-range.
Z	Analyte presence was not confirmed by second column or GC/MS analysis.

TETRA TECH, INC.
348 W. Hospitality Lane, Suite 100
San Bernardino, California 92408
Telephone: (909) 381-1674
FAX: (909) 889-1391

SHIP TO: Cal Scien

CHAIN OF CUSTODY RECORD

0679

DATE 6/9/06 PAGE 1 OF 1

CLIENT: LMC
PROJECT NAME: Beaumont Site 1
PROJECT MANAGER: Brenda Meyer
TC #: 18086-02
SAMPLERS (Signatures)

TURN-AROUND TIME: standard

OBSERVATIONS/COMMENTS: report all data to the MDL

PARAMETERS

LINE ITEM	SAMPLE NO.	DATE	TIME	8260VOC, TIC Search	314.1 Perchlorate	1,4-Dioxane 8270C (LM)	FILTERED/UNFILTERED	MATRIX TYPE	CONTAINER TYPE	NUMBER OF CONTAINERS	PRESERVATIVE	
1.	LTB-060906	6/9/06	700	X			U	W	G	2	HCL	
2.	MW-14		900	X	X	X			G/P	5	HCL Na2S2O3	
3.	MW-42		1030	X	X	X				15		MS/MSD
4.	MW-19		1155	X	X	X				5		
5.	MW-17		1256	X	X	X				5		
6.												
7.												
8.												
9.												
10.												

FILTERING: ☐ FILTERED ☐ UNFILTERED

MATRIX TYPE: S - Soil, M - Sediment, W - Water

CONTAINER TYPE: G - Glass Bottle/Jar, SS - Stainless Steel Sleeve, SB - Brass Sleeve, P - Plastic Bottle/Jar

PRESERVATIVES: (Water Only) HCL, NR (None required), NaOH, H_2SO_4

RELINQUISHED BY	SIGNATURE		DATE	TIME
Christopher Patton		TETRA TECH, INC.	6/9/06	1555
RECEIVED BY: D BAILEY	SIGNATURE	COMPANY: CEL	DATE: 6/9/6	TIME: 1555
RELINQUISHED BY: D BAILEY	SIGNATURE	COMPANY: CEL	DATE: 6/9/6	TIME: 1735
RECEIVED BY: Sherifama	SIGNATURE	COMPANY: CEL	DATE: 6/9/6	TIME: 1735

TOTAL NUMBER OF CONTAINERS ON THIS CHAIN OF CUSTODY: 32

METHOD OF SHIPMENT/SHIPMENT NO.: Carrier

Special Shipping/Handling/Storage Requirements:

DISTRIBUTION: White and Pink = Tetra Tech, Inc. Canary = Laboratory

X:\GIS\ATT-MISC\COCR.CDR

Calscience Environmental Laboratories, Inc.

WORK ORDER #: 06 - 06-0679

Cooler 1 of 1

SAMPLE RECEIPT FORM

CLIENT: Tetra Tech **DATE:** 6/9/6

TEMPERATURE – SAMPLES RECEIVED BY:

CALSCIENCE COURIER:

- ✓ Chilled, cooler with temperature blank provided.
- _____ Chilled, cooler without temperature blank.
- _____ Chilled and placed in cooler with wet ice.
- _____ Ambient and placed in cooler with wet ice.
- _____ Ambient temperature.

3.4 °C Temperature blank.

LABORATORY (Other than Calscience Courier):

- _____ °C Temperature blank.
- _____ °C IR thermometer.
- _____ Ambient temperature.

Initial: [signature]

CUSTODY SEAL INTACT:

Sample(s): _____ Cooler: _____ No (Not Intact) : _____ Not Applicable (N/A): ✓

Initial: [signature]

SAMPLE CONDITION:

	Yes	No	N/A
Chain-Of-Custody document(s) received with samples	✓		
Sampler's name indicated on COC	✓		
Sample container label(s) consistent with custody papers	✓		
Sample container(s) intact and good condition	✓		
Correct containers and volume for analyses requested	✓		
Proper preservation noted on sample label(s)	✓		
VOA vial(s) free of headspace.	✓		
Tedlar bag(s) free of condensation			✓

Initial: [signature]

COMMENTS:

Calscience
Environmental
Laboratories, Inc.

June 22, 2006

Brenda Meyer
Tetra Tech, Inc.
348 West Hospitality Lane, Ste 100
San Bernardino, CA 92408-3216

Subject: **Calscience Work Order No.: 06-06-0766**
Client Reference: Beaumont Site 1 / 18086-02

Dear Client:

Enclosed is an analytical report for the above-referenced project. The samples included in this report were received 6/12/2006 and analyzed in accordance with the attached chain-of-custody.

Unless otherwise noted, all analytical testing was accomplished in accordance with the guidelines established in our Quality Systems Manual, applicable standard operating procedures, and other related documentation. The original report of any subcontracted analysis is provided herein, and follows the standard Calscience data package. The results in this analytical report are limited to the samples tested and any reproduction thereof must be made in its entirety.

If you have any questions regarding this report, please do not hesitate to contact the undersigned.

Sincerely,

Calscience Environmental
Laboratories, Inc.
Jason Torres
Project Manager

Calscience Environmental Laboratories, Inc.

Analytical Report

Tetra Tech, Inc.		Date Received:	06/12/06
348 West Hospitality Lane, Ste 100		Work Order No:	06-06-0766
San Bernardino, CA 92408-3216		Preparation:	EPA 3520B
		Method:	EPA 8270C(M) Isotope Dilution

Project: Beaumont Site 1 / 18086-02

Client Sample Number	Lab Sample Number	Date Collected	Matrix	Date Prepared	Date Analyzed	QC Batch ID
MW-06	**06-06-0766-5**	**06/12/06**	**Aqueous**	**06/16/06**	**06/22/06**	**060616L06D**

Parameter	Result	RL	MDL	DF	Qual	Units
1,4-Dioxane	32	2	0.40	1		ug/L
Surrogates:	REC (%)	Control Limits			Qual	
Nitrobenzene-d5	96	56-123				

MW-05	**06-06-0766-6**	**06/12/06**	**Aqueous**	**06/16/06**	**06/22/06**	**060616L06D**

Parameter	Result	RL	MDL	DF	Qual	Units
1,4-Dioxane	38	2	0.40	1		ug/L
Surrogates:	REC (%)	Control Limits			Qual	
Nitrobenzene-d5	95	56-123				

Method Blank	**099-09-004-592**	**N/A**	**Aqueous**	**06/16/06**	**06/21/06**	**060616L06D**

Comment(s): -Results were evaluated to the MDL, concentrations >= to the MDL but < RL, if found, are qualified with a "J" flag.

Parameter	Result	RL	MDL	DF	Qual	Units
1,4-Dioxane	ND	2.0	0.40	1		ug/L
Surrogates:	REC (%)	Control Limits			Qual	
Nitrobenzene-d5	99	56-123				

RL - Reporting Limit , DF - Dilution Factor , Qual - Qualifiers

Calscience Environmental Laboratories, Inc.

Analytical Report

Tetra Tech, Inc.
348 West Hospitality Lane, Ste 100
San Bernardino, CA 92408-3216

Date Received:	06/12/06
Work Order No:	06-06-0766
Preparation:	EPA 5030B
Method:	EPA 8260B
Units:	ug/L

Project: Beaumont Site 1 / 18086-02

Client Sample Number	Lab Sample Number	Date Collected	Matrix	Date Prepared	Date Analyzed	QC Batch ID
LTB-061206	**06-06-0766-1**	**06/12/06**	**Aqueous**	**06/17/06**	**06/17/06**	**060617L01**

Comment(s): -Results were evaluated to the MDL, concentrations >= to the MDL but < RL, if found, are qualified with a "J" flag.

Parameter	Result	RL	MDL	DF	Qual	Parameter	Result	RL	MDL	DF	Qual
Acetone	ND	10	6.1	1		1,3-Dichloropropane	ND	1.0	0.30	1	
Benzene	ND	0.50	0.26	1		2,2-Dichloropropane	ND	1.0	0.40	1	
Bromobenzene	ND	1.0	0.47	1		1,1-Dichloropropene	ND	1.0	0.21	1	
Bromochloromethane	ND	1.0	0.68	1		c-1,3-Dichloropropene	ND	0.50	0.45	1	
Bromodichloromethane	ND	1.0	0.27	1		t-1,3-Dichloropropene	ND	0.50	0.31	1	
Bromoform	ND	1.0	0.62	1		Ethylbenzene	ND	1.0	0.17	1	
Bromomethane	ND	10	2.9	1		2-Hexanone	ND	10	1.9	1	
2-Butanone	ND	10	4.2	1		Isopropylbenzene	ND	1.0	0.24	1	
n-Butylbenzene	ND	1.0	0.29	1		p-Isopropyltoluene	ND	1.0	0.21	1	
sec-Butylbenzene	ND	1.0	0.21	1		Methylene Chloride	3.8	10.0	2.6	1	J,B
tert-Butylbenzene	ND	1.0	0.17	1		4-Methyl-2-Pentanone	ND	10	2.4	1	
Carbon Disulfide	ND	10	1.0	1		Naphthalene	ND	10	0.95	1	
Carbon Tetrachloride	ND	0.50	0.42	1		n-Propylbenzene	ND	1.0	0.30	1	
Chlorobenzene	ND	1.0	0.36	1		Styrene	ND	1.0	0.29	1	
Chloroethane	ND	1.0	0.52	1		1,1,1,2-Tetrachloroethane	ND	1.0	0.37	1	
Chloroform	ND	1.0	0.22	1		1,1,2,2-Tetrachloroethane	ND	1.0	0.37	1	
Chloromethane	ND	10	1.8	1		Tetrachloroethene	ND	1.0	0.29	1	
2-Chlorotoluene	ND	1.0	0.24	1		Toluene	ND	1.0	0.35	1	
4-Chlorotoluene	ND	1.0	0.30	1		1,2,3-Trichlorobenzene	ND	1.0	0.39	1	
Dibromochloromethane	ND	1.0	0.45	1		1,2,4-Trichlorobenzene	ND	1.0	0.35	1	
1,2-Dibromo-3-Chloropropane	ND	5.0	2.5	1		1,1,1-Trichloroethane	ND	1.0	0.32	1	
1,2-Dibromoethane	ND	1.0	0.81	1		1,1,2-Trichloro-1,2,2-Trifluoroethane	ND	10	0.54	1	
Dibromomethane	ND	1.0	0.42	1		1,1,2-Trichloroethane	ND	1.0	0.54	1	
1,2-Dichlorobenzene	ND	1.0	0.24	1		Trichloroethene	ND	1.0	0.30	1	
1,3-Dichlorobenzene	ND	1.0	0.38	1		Trichlorofluoromethane	ND	10	0.36	1	
1,4-Dichlorobenzene	ND	1.0	0.30	1		1,2,3-Trichloropropane	ND	5.0	2.3	1	
Dichlorodifluoromethane	ND	1.0	0.27	1		1,2,4-Trimethylbenzene	ND	1.0	0.26	1	
1,1-Dichloroethane	ND	1.0	0.53	1		1,3,5-Trimethylbenzene	ND	1.0	0.19	1	
1,2-Dichloroethane	ND	0.50	0.22	1		Vinyl Acetate	ND	10	3.2	1	
1,1-Dichloroethene	ND	1.0	0.31	1		Vinyl Chloride	ND	0.50	0.33	1	
c-1,2-Dichloroethene	ND	1.0	0.35	1		p/m-Xylene	ND	1.0	0.38	1	
t-1,2-Dichloroethene	ND	1.0	0.29	1		o-Xylene	ND	1.0	0.21	1	
1,2-Dichloropropane	ND	1.0	0.28	1		Methyl-t-Butyl Ether (MTBE)	ND	1.0	0.29	1	

Surrogates:	REC (%)	Control Limits	Qual	Surrogates:	REC (%)	Control Limits	Qual
Dibromofluoromethane	112	74-140		1,2-Dichloroethane-d4	117	74-146	
Toluene-d8	98	88-112		1,4-Bromofluorobenzene	85	74-110	

RL - Reporting Limit , DF - Dilution Factor , Qual - Qualifiers

Calscience Environmental Laboratories, Inc.

Analytical Report

Tetra Tech, Inc.	Date Received:	06/12/06
348 West Hospitality Lane, Ste 100	Work Order No:	06-06-0766
San Bernardino, CA 92408-3216	Preparation:	EPA 5030B
	Method:	EPA 8260B
	Units:	ug/L
Project: Beaumont Site 1 / 18086-02		Page 2 of 4

Client Sample Number	Lab Sample Number	Date Collected	Matrix	Date Prepared	Date Analyzed	QC Batch ID
MW-06	**06-06-0766-5**	**06/12/06**	**Aqueous**	**06/17/06**	**06/17/06**	**060617L01**

Comment(s): -Results were evaluated to the MDL, concentrations >= to the MDL but < RL, if found, are qualified with a "J" flag.

Parameter	Result	RL	MDL	DF	Qual	Parameter	Result	RL	MDL	DF	Qual
Acetone	17	10	6.1	1		1,3-Dichloropropane	ND	1.0	0.30	1	
Benzene	ND	0.50	0.26	1		2,2-Dichloropropane	ND	1.0	0.40	1	
Bromobenzene	ND	1.0	0.47	1		1,1-Dichloropropene	ND	1.0	0.21	1	
Bromochloromethane	ND	1.0	0.68	1		c-1,3-Dichloropropene	ND	0.50	0.45	1	
Bromodichloromethane	ND	1.0	0.27	1		t-1,3-Dichloropropene	ND	0.50	0.31	1	
Bromoform	ND	1.0	0.62	1		Ethylbenzene	ND	1.0	0.17	1	
Bromomethane	ND	10	2.9	1		2-Hexanone	ND	10	1.9	1	
2-Butanone	ND	10	4.2	1		Isopropylbenzene	ND	1.0	0.24	1	
n-Butylbenzene	ND	1.0	0.29	1		p-Isopropyltoluene	ND	1.0	0.21	1	
sec-Butylbenzene	ND	1.0	0.21	1		Methylene Chloride	ND	10	2.6	1	
tert-Butylbenzene	ND	1.0	0.17	1		4-Methyl-2-Pentanone	ND	10	2.4	1	
Carbon Disulfide	ND	10	1.0	1		Naphthalene	ND	10	0.95	1	
Carbon Tetrachloride	ND	0.50	0.42	1		n-Propylbenzene	ND	1.0	0.30	1	
Chlorobenzene	ND	1.0	0.36	1		Styrene	ND	1.0	0.29	1	
Chloroethane	ND	1.0	0.52	1		1,1,1,2-Tetrachloroethane	ND	1.0	0.37	1	
Chloroform	1.0	1.0	0.22	1		1,1,2,2-Tetrachloroethane	ND	1.0	0.37	1	
Chloromethane	ND	10	1.8	1		Tetrachloroethene	ND	1.0	0.29	1	
2-Chlorotoluene	ND	1.0	0.24	1		Toluene	ND	1.0	0.35	1	
4-Chlorotoluene	ND	1.0	0.30	1		1,2,3-Trichlorobenzene	ND	1.0	0.39	1	
Dibromochloromethane	ND	1.0	0.45	1		1,2,4-Trichlorobenzene	ND	1.0	0.35	1	
1,2-Dibromo-3-Chloropropane	ND	5.0	2.5	1		1,1,1-Trichloroethane	1.0	1.0	0.32	1	
1,2-Dibromoethane	ND	1.0	0.81	1		1,1,2-Trichloro-1,2,2-Trifluoroethane	ND	10	0.54	1	
Dibromomethane	ND	1.0	0.42	1		1,1,2-Trichloroethane	ND	1.0	0.54	1	
1,2-Dichlorobenzene	ND	1.0	0.24	1		Trichloroethene	59	1	0.30	1	
1,3-Dichlorobenzene	ND	1.0	0.38	1		Trichlorofluoromethane	ND	10	0.36	1	
1,4-Dichlorobenzene	ND	1.0	0.30	1		1,2,3-Trichloropropane	ND	5.0	2.3	1	
Dichlorodifluoromethane	ND	1.0	0.27	1		1,2,4-Trimethylbenzene	ND	1.0	0.26	1	
1,1-Dichloroethane	1.4	1.0	0.53	1		1,3,5-Trimethylbenzene	ND	1.0	0.19	1	
1,2-Dichloroethane	0.71	0.50	0.22	1		Vinyl Acetate	ND	10	3.2	1	
1,1-Dichloroethene	70	1	0.31	1		Vinyl Chloride	ND	0.50	0.33	1	
c-1,2-Dichloroethene	ND	1.0	0.35	1		p/m-Xylene	ND	1.0	0.38	1	
t-1,2-Dichloroethene	ND	1.0	0.29	1		o-Xylene	ND	1.0	0.21	1	
1,2-Dichloropropane	ND	1.0	0.28	1		Methyl-t-Butyl Ether (MTBE)	ND	1.0	0.29	1	

Surrogates:	REC (%)	Control Limits	Qual	Surrogates:	REC (%)	Control Limits	Qual
Dibromofluoromethane	109	74-140		1,2-Dichloroethane-d4	114	74-146	
Toluene-d8	100	88-112		1,4-Bromofluorobenzene	87	74-110	

RL - Reporting Limit , DF - Dilution Factor , Qual - Qualifiers

Calscience Environmental Laboratories, Inc.

Analytical Report

Tetra Tech, Inc.	Date Received:	06/12/06
348 West Hospitality Lane, Ste 100	Work Order No:	06-06-0766
San Bernardino, CA 92408-3216	Preparation:	EPA 5030B
	Method:	EPA 8260B
	Units:	ug/L
Project: Beaumont Site 1 / 18086-02		Page 3 of 4

Client Sample Number	Lab Sample Number	Date Collected	Matrix	Date Prepared	Date Analyzed	QC Batch ID
MW-05	**06-06-0766-6**	**06/12/06**	**Aqueous**	**06/17/06**	**06/17/06**	**060617L01**

Comment(s): -Results were evaluated to the MDL, concentrations >= to the MDL but < RL, if found, are qualified with a "J" flag.

Parameter	Result	RL	MDL	DF	Qual	Parameter	Result	RL	MDL	DF	Qual
Acetone	6.2	10.0	6.1	1	J	1,3-Dichloropropane	ND	1.0	0.30	1	
Benzene	ND	0.50	0.26	1		2,2-Dichloropropane	ND	1.0	0.40	1	
Bromobenzene	ND	1.0	0.47	1		1,1-Dichloropropene	ND	1.0	0.21	1	
Bromochloromethane	ND	1.0	0.68	1		c-1,3-Dichloropropene	ND	0.50	0.45	1	
Bromodichloromethane	ND	1.0	0.27	1		t-1,3-Dichloropropene	ND	0.50	0.31	1	
Bromoform	ND	1.0	0.62	1		Ethylbenzene	ND	1.0	0.17	1	
Bromomethane	ND	10	2.9	1		2-Hexanone	ND	10	1.9	1	
2-Butanone	ND	10	4.2	1		Isopropylbenzene	ND	1.0	0.24	1	
n-Butylbenzene	ND	1.0	0.29	1		p-Isopropyltoluene	ND	1.0	0.21	1	
sec-Butylbenzene	ND	1.0	0.21	1		Methylene Chloride	ND	10	2.6	1	
tert-Butylbenzene	ND	1.0	0.17	1		4-Methyl-2-Pentanone	ND	10	2.4	1	
Carbon Disulfide	ND	10	1.0	1		Naphthalene	ND	10	0.95	1	
Carbon Tetrachloride	ND	0.50	0.42	1		n-Propylbenzene	ND	1.0	0.30	1	
Chlorobenzene	ND	1.0	0.36	1		Styrene	ND	1.0	0.29	1	
Chloroethane	ND	1.0	0.52	1		1,1,1,2-Tetrachloroethane	ND	1.0	0.37	1	
Chloroform	1.9	1.0	0.22	1		1,1,2,2-Tetrachloroethane	ND	1.0	0.37	1	
Chloromethane	ND	10	1.8	1		Tetrachloroethene	ND	1.0	0.29	1	
2-Chlorotoluene	ND	1.0	0.24	1		Toluene	ND	1.0	0.35	1	
4-Chlorotoluene	ND	1.0	0.30	1		1,2,3-Trichlorobenzene	ND	1.0	0.39	1	
Dibromochloromethane	ND	1.0	0.45	1		1,2,4-Trichlorobenzene	ND	1.0	0.35	1	
1,2-Dibromo-3-Chloropropane	ND	5.0	2.5	1		1,1,1-Trichloroethane	1.1	1.0	0.32	1	
1,2-Dibromoethane	ND	1.0	0.81	1		1,1,2-Trichloro-1,2,2-Trifluoroethane	ND	10	0.54	1	
Dibromomethane	ND	1.0	0.42	1		1,1,2-Trichloroethane	ND	1.0	0.54	1	
1,2-Dichlorobenzene	ND	1.0	0.24	1		Trichloroethene	91	1	0.30	1	
1,3-Dichlorobenzene	ND	1.0	0.38	1		Trichlorofluoromethane	ND	10	0.36	1	
1,4-Dichlorobenzene	ND	1.0	0.30	1		1,2,3-Trichloropropane	ND	5.0	2.3	1	
Dichlorodifluoromethane	ND	1.0	0.27	1		1,2,4-Trimethylbenzene	ND	1.0	0.26	1	
1,1-Dichloroethane	1.9	1.0	0.53	1		1,3,5-Trimethylbenzene	ND	1.0	0.19	1	
1,2-Dichloroethane	0.83	0.50	0.22	1		Vinyl Acetate	ND	10	3.2	1	
1,1-Dichloroethene	96	1	0.31	1		Vinyl Chloride	ND	0.50	0.33	1	
c-1,2-Dichloroethene	ND	1.0	0.35	1		p/m-Xylene	ND	1.0	0.38	1	
t-1,2-Dichloroethene	ND	1.0	0.29	1		o-Xylene	ND	1.0	0.21	1	
1,2-Dichloropropane	ND	1.0	0.28	1		Methyl-t-Butyl Ether (MTBE)	ND	1.0	0.29	1	

Surrogates:	REC (%)	Control Limits	Qual	Surrogates:	REC (%)	Control Limits	Qual
Dibromofluoromethane	115	74-140		1,2-Dichloroethane-d4	120	74-146	
Toluene-d8	100	88-112		1,4-Bromofluorobenzene	85	74-110	

RL - Reporting Limit , DF - Dilution Factor , Qual - Qualifiers

Calscience Environmental Laboratories, Inc.

Analytical Report

Tetra Tech, Inc.	Date Received:	06/12/06
348 West Hospitality Lane, Ste 100	Work Order No:	06-06-0766
San Bernardino, CA 92408-3216	Preparation:	EPA 5030B
	Method:	EPA 8260B
	Units:	ug/L
Project: Beaumont Site 1 / 18086-02		Page 4 of 4

Client Sample Number	Lab Sample Number	Date Collected	Matrix	Date Prepared	Date Analyzed	QC Batch ID
Method Blank	**099-10-006-18,289**	**N/A**	**Aqueous**	**06/17/06**	**06/17/06**	**060617L01**

Comment(s): -Results were evaluated to the MDL, concentrations >= to the MDL but < RL, if found, are qualified with a "J" flag.

Parameter	Result	RL	MDL	DF	Qual	Parameter	Result	RL	MDL	DF	Qual
Acetone	ND	10	6.1	1		1,3-Dichloropropane	ND	1.0	0.30	1	
Benzene	ND	0.50	0.26	1		2,2-Dichloropropane	ND	1.0	0.40	1	
Bromobenzene	ND	1.0	0.47	1		1,1-Dichloropropene	ND	1.0	0.21	1	
Bromochloromethane	ND	1.0	0.68	1		c-1,3-Dichloropropene	ND	0.50	0.45	1	
Bromodichloromethane	ND	1.0	0.27	1		t-1,3-Dichloropropene	ND	0.50	0.31	1	
Bromoform	ND	1.0	0.62	1		Ethylbenzene	ND	1.0	0.17	1	
Bromomethane	ND	10	2.9	1		2-Hexanone	ND	10	1.9	1	
2-Butanone	ND	10	4.2	1		Isopropylbenzene	ND	1.0	0.24	1	
n-Butylbenzene	ND	1.0	0.29	1		p-Isopropyltoluene	ND	1.0	0.21	1	
sec-Butylbenzene	ND	1.0	0.21	1		Methylene Chloride	3.7	10.0	2.6	1	J
tert-Butylbenzene	ND	1.0	0.17	1		4-Methyl-2-Pentanone	ND	10	2.4	1	
Carbon Disulfide	ND	10	1.0	1		Naphthalene	ND	10	0.95	1	
Carbon Tetrachloride	ND	0.50	0.42	1		n-Propylbenzene	ND	1.0	0.30	1	
Chlorobenzene	ND	1.0	0.36	1		Styrene	ND	1.0	0.29	1	
Chloroethane	ND	1.0	0.52	1		1,1,1,2-Tetrachloroethane	ND	1.0	0.37	1	
Chloroform	ND	1.0	0.22	1		1,1,2,2-Tetrachloroethane	ND	1.0	0.37	1	
Chloromethane	ND	10	1.8	1		Tetrachloroethene	ND	1.0	0.29	1	
2-Chlorotoluene	ND	1.0	0.24	1		Toluene	ND	1.0	0.35	1	
4-Chlorotoluene	ND	1.0	0.30	1		1,2,3-Trichlorobenzene	ND	1.0	0.39	1	
Dibromochloromethane	ND	1.0	0.45	1		1,2,4-Trichlorobenzene	ND	1.0	0.35	1	
1,2-Dibromo-3-Chloropropane	ND	5.0	2.5	1		1,1,1-Trichloroethane	ND	1.0	0.32	1	
1,2-Dibromoethane	ND	1.0	0.81	1		1,1,2-Trichloro-1,2,2-Trifluoroethane	ND	10	0.54	1	
Dibromomethane	ND	1.0	0.42	1		1,1,2-Trichloroethane	ND	1.0	0.54	1	
1,2-Dichlorobenzene	ND	1.0	0.24	1		Trichloroethene	ND	1.0	0.30	1	
1,3-Dichlorobenzene	ND	1.0	0.38	1		Trichlorofluoromethane	ND	10	0.36	1	
1,4-Dichlorobenzene	ND	1.0	0.30	1		1,2,3-Trichloropropane	ND	5.0	2.3	1	
Dichlorodifluoromethane	ND	1.0	0.27	1		1,2,4-Trimethylbenzene	ND	1.0	0.26	1	
1,1-Dichloroethane	ND	1.0	0.53	1		1,3,5-Trimethylbenzene	ND	1.0	0.19	1	
1,2-Dichloroethane	ND	0.50	0.22	1		Vinyl Acetate	ND	10	3.2	1	
1,1-Dichloroethene	ND	1.0	0.31	1		Vinyl Chloride	ND	0.50	0.33	1	
c-1,2-Dichloroethene	ND	1.0	0.35	1		p/m-Xylene	ND	1.0	0.38	1	
t-1,2-Dichloroethene	ND	1.0	0.29	1		o-Xylene	ND	1.0	0.21	1	
1,2-Dichloropropane	ND	1.0	0.28	1		Methyl-t-Butyl Ether (MTBE)	ND	1.0	0.29	1	

Surrogates:	REC (%)	Control Limits	Qual	Surrogates:	REC (%)	Control Limits	Qual
Dibromofluoromethane	107	74-140		1,2-Dichloroethane-d4	110	74-146	
Toluene-d8	97	88-112		1,4-Bromofluorobenzene	89	74-110	

RL - Reporting Limit , DF - Dilution Factor , Qual - Qualifiers

Calscience Environmental Laboratories, Inc.

EPA 8260B Tentatively Identified Compound List

Work Order	CEL Sample	Client ID	Q	Compound	CAS NUMBER	RT	On Column Conc. ug/L	Estimated Conc. ug/L
06-06-0766				No TICs found for all samples				

Q Qualifier
RT Retention Time

7440 Lincoln Way, Garden Grove, CA 92841-1432 • TEL: (714) 895-5494 • FAX: (714) 894-7501

Calscience Environmental Laboratories, Inc.

Analytical Report

Tetra Tech, Inc.
348 West Hospitality Lane, Ste 100
San Bernardino, CA 92408-3216

Date Received: 06/12/06
Work Order No: 06-06-0766

Project: Beaumont Site 1 / 18086-02

Client Sample Number	Lab Sample Number	Date Collected	Matrix
MW-67	**06-06-0766-2**	**06/12/06**	**Aqueous**

Comment(s): (1) Results were evaluated to the MDL, concentrations >= to the MDL but < RL, if found, are qualified with a "J" flag.

Parameter	Result	RL	MDL	DF	Qual	Units	Date Prepared	Date Analyzed	Method
Chromium, Hexavalent (1)	0.010	0.20	0.0050	1	J,B	ug/L	N/A	06/12/06	EPA 218.6

Client Sample Number	Lab Sample Number	Date Collected	Matrix
MW-15	**06-06-0766-3**	**06/12/06**	**Aqueous**

Comment(s): (1) Results were evaluated to the MDL, concentrations >= to the MDL but < RL, if found, are qualified with a "J" flag.

Parameter	Result	RL	MDL	DF	Qual	Units	Date Prepared	Date Analyzed	Method
Chromium, Hexavalent (1)	0.027	0.20	0.0050	1	J,B	ug/L	N/A	06/12/06	EPA 218.6

Client Sample Number	Lab Sample Number	Date Collected	Matrix
MW-18	**06-06-0766-4**	**06/12/06**	**Aqueous**

Comment(s): (1) Results were evaluated to the MDL, concentrations >= to the MDL but < RL, if found, are qualified with a "J" flag.

Parameter	Result	RL	MDL	DF	Qual	Units	Date Prepared	Date Analyzed	Method
Chromium, Hexavalent (1)	0.025	0.20	0.0050	1	J,B	ug/L	N/A	06/12/06	EPA 218.6

Client Sample Number	Lab Sample Number	Date Collected	Matrix
MW-06	**06-06-0766-5**	**06/12/06**	**Aqueous**

Parameter	Result	RL	MDL	DF	Qual	Units	Date Prepared	Date Analyzed	Method
Perchlorate	1100	100	22	50		ug/L	N/A	06/16/06	EPA 314.0

Client Sample Number	Lab Sample Number	Date Collected	Matrix
MW-05	**06-06-0766-6**	**06/12/06**	**Aqueous**

Parameter	Result	RL	MDL	DF	Qual	Units	Date Prepared	Date Analyzed	Method
Perchlorate	1200	100	22	50		ug/L	N/A	06/16/06	EPA 314.0

Client Sample Number	Lab Sample Number	Date Collected	Matrix
Method Blank		**N/A**	**Aqueous**

Comment(s): (1) Results were evaluated to the MDL, concentrations >= to the MDL but < RL, if found, are qualified with a "J" flag.

Parameter	Result	RL	MDL	DF	Qual	Units	Date Prepared	Date Analyzed	Method
Chromium, Hexavalent (1)	0.017	0.20	0.0050	1	J	ug/L	N/A	06/12/06	EPA 218.6
Perchlorate (1)	ND	2.0	0.43	1		ug/L	N/A	06/15/06	EPA 314.0

RL - Reporting Limit , DF - Dilution Factor , Qual - Qualifiers

Calscience Environmental Laboratories, Inc.

Quality Control - Spike/Spike Duplicate

Tetra Tech, Inc.
348 West Hospitality Lane, Ste 100
San Bernardino, CA 92408-3216

Date Received: 06/12/06
Work Order No: 06-06-0766
Preparation: EPA 3520B
Method: EPA 8270C(M) Isotope Dilution

Project Beaumont Site 1 / 18086-02

Quality Control Sample ID	Matrix	Instrument	Date Prepared	Date Analyzed	MS/MSD Batch Number
06-06-0933-4	**Aqueous**	**GC/MS J**	**06/16/06**	**06/21/06**	**060616S06D**

Parameter	MS %REC	MSD %REC	%REC CL	RPD	RPD CL	Qualifiers
1,4-Dioxane	101	100	50-130	1	0-20	

RPD - Relative Percent Difference , CL - Control Limit

Calscience Environmental Laboratories, Inc.

Quality Control - Spike/Spike Duplicate

Tetra Tech, Inc.
348 West Hospitality Lane, Ste 100
San Bernardino, CA 92408-3216

Date Received: 06/12/06
Work Order No: 06-06-0766
Preparation: EPA 5030B
Method: EPA 8260B

Project Beaumont Site 1 / 18086-02

Quality Control Sample ID	Matrix	Instrument	Date Prepared	Date Analyzed	MS/MSD Batch Number
06-06-1121-1	**Aqueous**	**GC/MS T**	**06/17/06**	**06/17/06**	**060617S01**

Parameter	MS %REC	MSD %REC	%REC CL	RPD	RPD CL	Qualifiers
Benzene	100	99	88-118	1	0-7	
Carbon Tetrachloride	102	99	67-145	3	0-11	
Chlorobenzene	102	101	88-118	1	0-7	
1,2-Dichlorobenzene	102	100	86-116	1	0-8	
1,1-Dichloroethene	98	98	70-130	1	0-25	
Toluene	105	104	87-123	0	0-8	
Trichloroethene	101	98	79-127	3	0-10	
Vinyl Chloride	101	105	69-129	5	0-13	
Methyl-t-Butyl Ether (MTBE)	103	105	71-131	3	0-13	
Tert-Butyl Alcohol (TBA)	125	125	36-168	1	0-45	
Diisopropyl Ether (DIPE)	107	106	81-123	1	0-9	
Ethyl-t-Butyl Ether (ETBE)	105	107	72-126	1	0-12	
Tert-Amyl-Methyl Ether (TAME)	108	110	72-126	2	0-12	
Ethanol	97	111	53-149	14	0-31	

RPD - Relative Percent Difference , CL - Control Limit

Calscience Environmental Laboratories, Inc.

Quality Control - Spike/Spike Duplicate

Tetra Tech, Inc.
348 West Hospitality Lane, Ste 100
San Bernardino, CA 92408-3216

Date Received: N/A
Work Order No: 06-06-0766

Project: Beaumont Site 1 / 18086-02

Matrix: Aqueous

Parameter	Method	Quality Control Sample ID	Date Analyzed	Date Extracted	MS% REC	MSD % REC	%REC CL	RPD	RPD CL	Qualifiers
Chromium, Hexavalent	EPA 218.6	MW-67	06/12/06	N/A	99	100	85-121	1	0-4	
Perchlorate	EPA 314.0	06-06-0934-1	06/15/06	N/A	110	110	80-120	0	0-15	

RPD - Relative Percent Difference , CL - Control Limit

Calscience Environmental Laboratories, Inc.

Quality Control - LCS/LCS Duplicate

Tetra Tech, Inc.		Date Received:	N/A
348 West Hospitality Lane, Ste 100		Work Order No:	06-06-0766
San Bernardino, CA 92408-3216		Preparation:	EPA 3520B
		Method:	EPA 8270C(M) Isotope Dilution

Project: Beaumont Site 1 / 18086-02

Quality Control Sample ID	Matrix	Instrument	Date Prepared	Date Analyzed	LCS/LCSD Batch Number
099-09-004-592	**Aqueous**	**GC/MS J**	**06/16/06**	**06/21/06**	**060616L06D**

Parameter	LCS %REC	LCSD %REC	%REC CL	RPD	RPD CL	Qualifiers
1,4-Dioxane	107	111	50-130	4	0-20	

RPD - Relative Percent Difference , CL - Control Limit

Calscience Environmental Laboratories, Inc.

Quality Control - LCS/LCS Duplicate

Tetra Tech, Inc.
348 West Hospitality Lane, Ste 100
San Bernardino, CA 92408-3216

Date Received: N/A
Work Order No: 06-06-0766
Preparation: EPA 5030B
Method: EPA 8260B

Project: Beaumont Site 1 / 18086-02

Quality Control Sample ID	Matrix	Instrument	Date Prepared	Date Analyzed	LCS/LCSD Batch Number
099-10-006-18,289	**Aqueous**	**GC/MS T**	**06/17/06**	**06/17/06**	**060617L01**

Parameter	LCS %REC	LCSD %REC	%REC CL	RPD	RPD CL	Qualifiers
Benzene	98	97	84-120	2	0-8	
Carbon Tetrachloride	99	98	63-147	2	0-10	
Chlorobenzene	99	100	89-119	1	0-7	
1,2-Dichlorobenzene	101	99	89-119	2	0-9	
1,1-Dichloroethene	99	98	77-125	1	0-16	
Toluene	104	103	83-125	1	0-9	
Trichloroethene	98	97	89-119	1	0-8	
Vinyl Chloride	104	105	63-135	1	0-13	
Methyl-t-Butyl Ether (MTBE)	109	102	82-118	7	0-13	
Tert-Butyl Alcohol (TBA)	111	96	46-154	15	0-32	
Diisopropyl Ether (DIPE)	108	105	81-123	3	0-11	
Ethyl-t-Butyl Ether (ETBE)	109	104	74-122	4	0-12	
Tert-Amyl-Methyl Ether (TAME)	113	108	76-124	5	0-10	
Ethanol	111	98	60-138	12	0-32	

RPD - Relative Percent Difference , CL - Control Limit

Calscience Environmental Laboratories, Inc.

Quality Control - LCS/LCS Duplicate

ACCREDITED IN ACCORDANCE WITH nelac

Tetra Tech, Inc.
348 West Hospitality Lane, Ste 100
San Bernardino, CA 92408-3216

Date Received: N/A
Work Order No: 06-06-0766

Project: Beaumont Site 1 / 18086-02

Matrix: Aqueous

Parameter	Method	Quality Control Sample ID	Date Extracted	Date Analyzed	LCS % REC	LCSD % REC	%REC CL	RPD	RPD CL	Qual
Chromium, Hexavalent	EPA 218.6	099-05-124-480	N/A	06/12/06	98	97	95-107	1	0-20	
Perchlorate	EPA 314.0	099-05-203-419	N/A	06/15/06	93	97	85-115	4	0-15	

RPD - Relative Percent Difference , CL - Control Limit

Calscience Environmental Laboratories, Inc.

Glossary of Terms and Qualifiers

Work Order Number: 06-06-0766

Qualifier	Definition
*	See applicable analysis comment.
1	Surrogate compound recovery was out of control due to a required sample dilution, therefore, the sample data was reported without further clarification.
2	Surrogate compound recovery was out of control due to matrix interference. The associated method blank surrogate spike compound was in control and, therefore, the sample data was reported without further clarification.
3	Recovery of the Matrix Spike or Matrix Spike Duplicate compound was out of control due to matrix interference. The associated LCS and/or LCSD was in control and, therefore, the sample data was reported without further clarification.
4	The MS/MSD RPD was out of control due to matrix interference. The LCS/LCSD RPD was in control and, therefore, the sample data was reported without further clarification.
5	The PDS/PDSD associated with this batch of samples was out of control due to a matrix interference effect. The associated batch LCS/LCSD was in control and, hence, the associated sample data was reported with no further corrective action required.
A	Result is the average of all dilutions, as defined by the method.
B	Analyte was present in the associated method blank.
C	Analyte presence was not confirmed on primary column.
E	Concentration exceeds the calibration range.
H	Sample received and/or analyzed past the recommended holding time.
J	Analyte was detected at a concentration below the reporting limit and above the laboratory method detection limit. Reported value is estimated.
N	Nontarget Analyte.
ND	Parameter not detected at the indicated reporting limit.
Q	Spike recovery and RPD control limits do not apply resulting from the parameter concentration in the sample exceeding the spike concentration by a factor of four or greater.
U	Undetected at the laboratory method detection limit.
X	% Recovery and/or RPD out-of-range.
Z	Analyte presence was not confirmed by second column or GC/MS analysis.

CHAIN OF CUSTODY RECORD

TETRA TECH, INC.
348 W. Hospitality Lane, Suite 100
San Bernardino, California 92408
Telephone: (909) 381-1674
FAX: (909) 889-1391

SHIP TO: Cal Scien

06-06-0766

DATE 6/12/06 PAGE 1 OF 1

CLIENT: LMC
PROJECT NAME: Barnt Sitel
PROJECT MANAGER: Brenda Meyer
TC #: 18086-02
SAMPLERS (Signatures)

LINE ITEM	SAMPLE NO.	DATE	TIME	8260 VOC, TIC Sand	Perchlorate 314.1	1,4-Dioxane 8270 (SIM)	Hex Chrom 218.6	FILTERED/UNFILTERED	MATRIX TYPE	CONTAINER TYPE	NUMBER OF CONTAINERS	PRESERVATIVE
1.	LTB-061206	6/12/06	700	X				U	W	G	2	HCl
2.	MW-67		853				X			P	1	NP resample
3.	MW-15		1018				X			P	1	NP resample
4.	MW-18		1108				X			P	1	NP resample
5.	MW-06		1225	X	X	X				G/P	5	HCl Na2S2O3
6.	MW-05	↓	1320	X	X	X		↓	↓	G/P	5	↓
7.												
8.												
9.												
10.												

TURN-AROUND TIME
Standard

OBSERVATIONS/COMMENTS
Report all data to the MDL

FILTERING:
☐ FILTERED ☐ UNFILTERED

MATRIX TYPE:
S - Soil
M - Sediment
W - Water

CONTAINER TYPE:
G - Glass Bottle/Jar
SS - Stainless Steel Sleeve
SB - Brass Sleeve
P - Plastic Bottle/Jar

PRESERVATIVES: (Water Only)
HCL
NR (None required)
NaOH
H_2SO_4

RELINQUISHED BY: Christopher Pahn	SIGNATURE	TETRA TECH, INC.	DATE 6/12/06	TIME	TOTAL NUMBER OF CONTAINERS ON THIS CHAIN OF CUSTODY: 15	
RECEIVED BY: Leo Macias	SIGNATURE	COMPANY CEL	DATE 6/12/06	TIME 1532	METHOD OF SHIPMENT/SHIPMENT NO. Courier	
RELINQUISHED BY: Leovigildo Macias	SIGNATURE	COMPANY CEL	DATE 6/12/06	TIME 1738	Special Shipping/Handling/Storage Requirements:	
RECEIVED BY: Ellen To	SIGNATURE	COMPANY CL	DATE 6/12/06	TIME 1738		

DISTRIBUTION: White and Pink = Tetra Tech, Inc. Canary = Laboratory

X:\GIS\ATT-MISC\COCR.CDR

Calscience Environmental Laboratories, Inc.

WORK ORDER #: 06 - 06-0766

Cooler 1 of 1

SAMPLE RECEIPT FORM

CLIENT: TETRA TECH **DATE:** 6/12/06

TEMPERATURE – SAMPLES RECEIVED BY:

CALSCIENCE COURIER:

_____ Chilled, cooler with temperature blank provided.
_____ Chilled, cooler without temperature blank.
✓ Chilled and placed in cooler with wet ice.
_____ Ambient and placed in cooler with wet ice.
_____ Ambient temperature.
3.5 °C Temperature blank.

LABORATORY (Other than Calscience Courier):

_____ °C Temperature blank.
_____ °C IR thermometer.
_____ Ambient temperature.

Initial: LM

CUSTODY SEAL INTACT:

Sample(s): _____ Cooler: _____ No (Not Intact) : _____ Not Applicable (N/A): ✓

Initial: ✓

SAMPLE CONDITION:

	Yes	No	N/A
Chain-Of-Custody document(s) received with samples	✓		
Sampler's name indicated on COC	✓		
Sample container label(s) consistent with custody papers	✓		
Sample container(s) intact and good condition	✓		
Correct containers and volume for analyses requested	✓		
Proper preservation noted on sample label(s)	✓		
VOA vial(s) free of headspace.	✓		
Tedlar bag(s) free of condensation			✓

Initial: LM

COMMENTS:

Calscience
Environmental
Laboratories, Inc.

June 27, 2006

Brenda Meyer
Tetra Tech, Inc.
348 West Hospitality Lane, Ste 100
San Bernardino, CA 92408-3216

Subject: **Calscience Work Order No.: 06-06-0989**
Client Reference: Beaumont Site 1 / 18086-02

Dear Client:

Enclosed is an analytical report for the above-referenced project. The samples included in this report were received 6/15/2006 and analyzed in accordance with the attached chain-of-custody.

Unless otherwise noted, all analytical testing was accomplished in accordance with the guidelines established in our Quality Systems Manual, applicable standard operating procedures, and other related documentation. The original report of any subcontracted analysis is provided herein, and follows the standard Calscience data package. The results in this analytical report are limited to the samples tested and any reproduction thereof must be made in its entirety.

If you have any questions regarding this report, please do not hesitate to contact the undersigned.

Sincerely,

Calscience Environmental
Laboratories, Inc.
Jason Torres
Project Manager

Calscience Environmental Laboratories, Inc.

Analytical Report

Tetra Tech, Inc.
348 West Hospitality Lane, Ste 100
San Bernardino, CA 92408-3216

Date Received: 06/15/06
Work Order No: 06-06-0989
Preparation: N/A
Method: EPA 314.0

Project: Beaumont Site 1 / 18086-02

Client Sample Number	Lab Sample Number	Date Collected	Matrix	Date Prepared	Date Analyzed	QC Batch ID
MW-162A	**06-06-0989-2**	**06/14/06**	**Aqueous**	**N/A**	**06/20/06**	**060620L01**

Parameter	Result	RL	MDL	DF	Qual	Units
Perchlorate	1400	100	22	50		ug/L

Client Sample Number	Lab Sample Number	Date Collected	Matrix	Date Prepared	Date Analyzed	QC Batch ID
MW-62A	**06-06-0989-3**	**06/14/06**	**Aqueous**	**N/A**	**06/20/06**	**060620L01**

Parameter	Result	RL	MDL	DF	Qual	Units
Perchlorate	1300	100	22	50		ug/L

Client Sample Number	Lab Sample Number	Date Collected	Matrix	Date Prepared	Date Analyzed	QC Batch ID
MW-58A	**06-06-0989-4**	**06/14/06**	**Aqueous**	**N/A**	**06/20/06**	**060620L01**

Parameter	Result	RL	MDL	DF	Qual	Units
Perchlorate	520	20	4.3	10		ug/L

Client Sample Number	Lab Sample Number	Date Collected	Matrix	Date Prepared	Date Analyzed	QC Batch ID
MW-58B	**06-06-0989-5**	**06/14/06**	**Aqueous**	**N/A**	**06/20/06**	**060620L01**

Parameter	Result	RL	MDL	DF	Qual	Units
Perchlorate	910	40	8.6	20		ug/L

Client Sample Number	Lab Sample Number	Date Collected	Matrix	Date Prepared	Date Analyzed	QC Batch ID
MW-58C	**06-06-0989-6**	**06/14/06**	**Aqueous**	**N/A**	**06/21/06**	**060620L01**

Parameter	Result	RL	MDL	DF	Qual	Units
Perchlorate	620	40	8.6	20		ug/L

Client Sample Number	Lab Sample Number	Date Collected	Matrix	Date Prepared	Date Analyzed	QC Batch ID
MW-58D	**06-06-0989-7**	**06/14/06**	**Aqueous**	**N/A**	**06/21/06**	**060620L01**

Parameter	Result	RL	MDL	DF	Qual	Units
Perchlorate	820	100	22	50		ug/L

Client Sample Number	Lab Sample Number	Date Collected	Matrix	Date Prepared	Date Analyzed	QC Batch ID
Method Blank	**099-05-203-421**	**N/A**	**Aqueous**	**N/A**	**06/20/06**	**060620L01**

Comment(s): -Results were evaluated to the MDL, concentrations >= to the MDL but < RL, if found, are qualified with a "J" flag.

Parameter	Result	RL	MDL	DF	Qual	Units
Perchlorate	ND	2.0	0.43	1		ug/L

RL - Reporting Limit , DF - Dilution Factor , Qual - Qualifiers

Calscience Environmental Laboratories, Inc.

Analytical Report

Tetra Tech, Inc.		Date Received:	06/15/06
348 West Hospitality Lane, Ste 100		Work Order No:	06-06-0989
San Bernardino, CA 92408-3216		Preparation:	EPA 3520B
		Method:	EPA 8270C(M) Isotope Dilution

Project: Beaumont Site 1 / 18086-02

Client Sample Number	Lab Sample Number	Date Collected	Matrix	Date Prepared	Date Analyzed	QC Batch ID
MW-162A	**06-06-0989-2**	**06/14/06**	**Aqueous**	**06/21/06**	**06/25/06**	**060621L04D**

Parameter	Result	RL	MDL	DF	Qual	Units
1,4-Dioxane	35	2	0.40	1		ug/L
Surrogates:	REC (%)	Control Limits			Qual	
Nitrobenzene-d5	69	56-123				

Client Sample Number	Lab Sample Number	Date Collected	Matrix	Date Prepared	Date Analyzed	QC Batch ID
MW-62A	**06-06-0989-3**	**06/14/06**	**Aqueous**	**06/21/06**	**06/25/06**	**060621L04D**

Parameter	Result	RL	MDL	DF	Qual	Units
1,4-Dioxane	36	2	0.40	1		ug/L
Surrogates:	REC (%)	Control Limits			Qual	
Nitrobenzene-d5	68	56-123				

Client Sample Number	Lab Sample Number	Date Collected	Matrix	Date Prepared	Date Analyzed	QC Batch ID
MW-58A	**06-06-0989-4**	**06/14/06**	**Aqueous**	**06/21/06**	**06/25/06**	**060621L04D**

Parameter	Result	RL	MDL	DF	Qual	Units
1,4-Dioxane	7.0	2.0	0.40	1		ug/L
Surrogates:	REC (%)	Control Limits			Qual	
Nitrobenzene-d5	75	56-123				

Client Sample Number	Lab Sample Number	Date Collected	Matrix	Date Prepared	Date Analyzed	QC Batch ID
MW-58B	**06-06-0989-5**	**06/14/06**	**Aqueous**	**06/21/06**	**06/25/06**	**060621L04D**

Parameter	Result	RL	MDL	DF	Qual	Units
1,4-Dioxane	27	2	0.40	1		ug/L
Surrogates:	REC (%)	Control Limits			Qual	
Nitrobenzene-d5	70	56-123				

Client Sample Number	Lab Sample Number	Date Collected	Matrix	Date Prepared	Date Analyzed	QC Batch ID
MW-58C	**06-06-0989-6**	**06/14/06**	**Aqueous**	**06/21/06**	**06/25/06**	**060621L04D**

Parameter	Result	RL	MDL	DF	Qual	Units
1,4-Dioxane	22	2	0.40	1		ug/L
Surrogates:	REC (%)	Control Limits			Qual	
Nitrobenzene-d5	75	56-123				

RL - Reporting Limit , DF - Dilution Factor , Qual - Qualifiers

Calscience Environmental Laboratories, Inc.

Analytical Report

Tetra Tech, Inc.		Date Received:	06/15/06
348 West Hospitality Lane, Ste 100		Work Order No:	06-06-0989
San Bernardino, CA 92408-3216		Preparation:	EPA 3520B
		Method:	EPA 8270C(M) Isotope Dilution

Project: Beaumont Site 1 / 18086-02

Client Sample Number	Lab Sample Number	Date Collected	Matrix	Date Prepared	Date Analyzed	QC Batch ID
MW-58D	**06-06-0989-7**	**06/14/06**	**Aqueous**	**06/21/06**	**06/25/06**	**060621L04D**

Parameter	Result	RL	MDL	DF	Qual	Units
1,4-Dioxane	33	2	0.40	1		ug/L
Surrogates:	REC (%)	Control Limits			Qual	
Nitrobenzene-d5	78	56-123				

Method Blank	099-09-004-593	N/A	Aqueous	06/21/06	06/23/06	060621L04D

Comment(s): -Results were evaluated to the MDL, concentrations >= to the MDL but < RL, if found, are qualified with a "J" flag.

Parameter	Result	RL	MDL	DF	Qual	Units
1,4-Dioxane	ND	2.0	0.40	1		ug/L
Surrogates:	REC (%)	Control Limits			Qual	
Nitrobenzene-d5	95	56-123				

RL - Reporting Limit , DF - Dilution Factor , Qual - Qualifiers

Calscience Environmental Laboratories, Inc.

Analytical Report

Tetra Tech, Inc.	Date Received:	06/15/06
348 West Hospitality Lane, Ste 100	Work Order No:	06-06-0989
San Bernardino, CA 92408-3216	Preparation:	EPA 5030B
	Method:	EPA 8260B
	Units:	ug/L
Project: Beaumont Site 1 / 18086-02		Page 1 of 8

Client Sample Number	Lab Sample Number	Date Collected	Matrix	Date Prepared	Date Analyzed	QC Batch ID
LTB-061406	**06-06-0989-1**	**06/14/06**	**Aqueous**	**06/20/06**	**06/20/06**	**060620L01**

Comment(s): -Results were evaluated to the MDL, concentrations >= to the MDL but < RL, if found, are qualified with a "J" flag.

Parameter	Result	RL	MDL	DF	Qual	Parameter	Result	RL	MDL	DF	Qual
Acetone	ND	10	6.1	1		1,3-Dichloropropane	ND	1.0	0.30	1	
Benzene	ND	0.50	0.26	1		2,2-Dichloropropane	ND	1.0	0.40	1	
Bromobenzene	ND	1.0	0.47	1		1,1-Dichloropropene	ND	1.0	0.21	1	
Bromochloromethane	ND	1.0	0.68	1		c-1,3-Dichloropropene	ND	0.50	0.45	1	
Bromodichloromethane	ND	1.0	0.27	1		t-1,3-Dichloropropene	ND	0.50	0.31	1	
Bromoform	ND	1.0	0.62	1		Ethylbenzene	ND	1.0	0.17	1	
Bromomethane	ND	10	2.9	1		2-Hexanone	ND	10	1.9	1	
2-Butanone	ND	10	4.2	1		Isopropylbenzene	ND	1.0	0.24	1	
n-Butylbenzene	ND	1.0	0.29	1		p-Isopropyltoluene	ND	1.0	0.21	1	
sec-Butylbenzene	ND	1.0	0.21	1		Methylene Chloride	6.5	10.0	2.6	1	J,B
tert-Butylbenzene	ND	1.0	0.17	1		4-Methyl-2-Pentanone	ND	10	2.4	1	
Carbon Disulfide	ND	10	1.0	1		Naphthalene	ND	10	0.95	1	
Carbon Tetrachloride	ND	0.50	0.42	1		n-Propylbenzene	ND	1.0	0.30	1	
Chlorobenzene	ND	1.0	0.36	1		Styrene	ND	1.0	0.29	1	
Chloroethane	ND	1.0	0.52	1		1,1,1,2-Tetrachloroethane	ND	1.0	0.37	1	
Chloroform	ND	1.0	0.22	1		1,1,2,2-Tetrachloroethane	ND	1.0	0.37	1	
Chloromethane	ND	10	1.8	1		Tetrachloroethene	ND	1.0	0.29	1	
2-Chlorotoluene	ND	1.0	0.24	1		Toluene	ND	1.0	0.35	1	
4-Chlorotoluene	ND	1.0	0.30	1		1,2,3-Trichlorobenzene	ND	1.0	0.39	1	
Dibromochloromethane	ND	1.0	0.45	1		1,2,4-Trichlorobenzene	ND	1.0	0.35	1	
1,2-Dibromo-3-Chloropropane	ND	5.0	2.5	1		1,1,1-Trichloroethane	ND	1.0	0.32	1	
1,2-Dibromoethane	ND	1.0	0.81	1		1,1,2-Trichloro-1,2,2-Trifluoroethane	ND	10	0.54	1	
Dibromomethane	ND	1.0	0.42	1		1,1,2-Trichloroethane	ND	1.0	0.54	1	
1,2-Dichlorobenzene	ND	1.0	0.24	1		Trichloroethene	ND	1.0	0.30	1	
1,3-Dichlorobenzene	ND	1.0	0.38	1		Trichlorofluoromethane	ND	10	0.36	1	
1,4-Dichlorobenzene	ND	1.0	0.30	1		1,2,3-Trichloropropane	ND	5.0	2.3	1	
Dichlorodifluoromethane	ND	1.0	0.27	1		1,2,4-Trimethylbenzene	ND	1.0	0.26	1	
1,1-Dichloroethane	ND	1.0	0.53	1		1,3,5-Trimethylbenzene	ND	1.0	0.19	1	
1,2-Dichloroethane	ND	0.50	0.22	1		Vinyl Acetate	ND	10	3.2	1	
1,1-Dichloroethene	ND	1.0	0.31	1		Vinyl Chloride	ND	0.50	0.33	1	
c-1,2-Dichloroethene	ND	1.0	0.35	1		p/m-Xylene	ND	1.0	0.38	1	
t-1,2-Dichloroethene	ND	1.0	0.29	1		o-Xylene	ND	1.0	0.21	1	
1,2-Dichloropropane	ND	1.0	0.28	1		Methyl-t-Butyl Ether (MTBE)	ND	1.0	0.29	1	

Surrogates:	REC (%)	Control Limits	Qual	Surrogates:	REC (%)	Control Limits	Qual
Dibromofluoromethane	127	74-140		1,2-Dichloroethane-d4	125	74-146	
Toluene-d8	97	88-112		1,4-Bromofluorobenzene	78	74-110	

RL - Reporting Limit , DF - Dilution Factor , Qual - Qualifiers

Calscience Environmental Laboratories, Inc.

Analytical Report

Tetra Tech, Inc.	Date Received:	06/15/06
348 West Hospitality Lane, Ste 100	Work Order No:	06-06-0989
San Bernardino, CA 92408-3216	Preparation:	EPA 5030B
	Method:	EPA 8260B
	Units:	ug/L
Project: Beaumont Site 1 / 18086-02		Page 2 of 8

Client Sample Number	Lab Sample Number	Date Collected	Matrix	Date Prepared	Date Analyzed	QC Batch ID
MW-162A	**06-06-0989-2**	**06/14/06**	**Aqueous**	**06/20/06**	**06/20/06**	**060620L01**

Comment(s): -Results were evaluated to the MDL, concentrations >= to the MDL but < RL, if found, are qualified with a "J" flag.

Parameter	Result	RL	MDL	DF	Qual	Parameter	Result	RL	MDL	DF	Qual
Acetone	ND	10	6.1	1		1,3-Dichloropropane	ND	1.0	0.30	1	
Benzene	ND	0.50	0.26	1		2,2-Dichloropropane	ND	1.0	0.40	1	
Bromobenzene	ND	1.0	0.47	1		1,1-Dichloropropene	ND	1.0	0.21	1	
Bromochloromethane	ND	1.0	0.68	1		c-1,3-Dichloropropene	ND	0.50	0.45	1	
Bromodichloromethane	ND	1.0	0.27	1		t-1,3-Dichloropropene	ND	0.50	0.31	1	
Bromoform	ND	1.0	0.62	1		Ethylbenzene	ND	1.0	0.17	1	
Bromomethane	ND	10	2.9	1		2-Hexanone	ND	10	1.9	1	
2-Butanone	ND	10	4.2	1		Isopropylbenzene	ND	1.0	0.24	1	
n-Butylbenzene	ND	1.0	0.29	1		p-Isopropyltoluene	ND	1.0	0.21	1	
sec-Butylbenzene	ND	1.0	0.21	1		Methylene Chloride	3.8	10.0	2.6	1	J,B
tert-Butylbenzene	ND	1.0	0.17	1		4-Methyl-2-Pentanone	ND	10	2.4	1	
Carbon Disulfide	ND	10	1.0	1		Naphthalene	ND	10	0.95	1	
Carbon Tetrachloride	ND	0.50	0.42	1		n-Propylbenzene	ND	1.0	0.30	1	
Chlorobenzene	ND	1.0	0.36	1		Styrene	ND	1.0	0.29	1	
Chloroethane	ND	1.0	0.52	1		1,1,1,2-Tetrachloroethane	ND	1.0	0.37	1	
Chloroform	1.2	1.0	0.22	1		1,1,2,2-Tetrachloroethane	ND	1.0	0.37	1	
Chloromethane	ND	10	1.8	1		Tetrachloroethene	ND	1.0	0.29	1	
2-Chlorotoluene	ND	1.0	0.24	1		Toluene	ND	1.0	0.35	1	
4-Chlorotoluene	ND	1.0	0.30	1		1,2,3-Trichlorobenzene	ND	1.0	0.39	1	
Dibromochloromethane	ND	1.0	0.45	1		1,2,4-Trichlorobenzene	ND	1.0	0.35	1	
1,2-Dibromo-3-Chloropropane	ND	5.0	2.5	1		1,1,1-Trichloroethane	0.82	1.0	0.32	1	J
1,2-Dibromoethane	ND	1.0	0.81	1		1,1,2-Trichloro-1,2,2-Trifluoroethane	ND	10	0.54	1	
Dibromomethane	ND	1.0	0.42	1		1,1,2-Trichloroethane	ND	1.0	0.54	1	
1,2-Dichlorobenzene	ND	1.0	0.24	1		Trichloroethene	68	1	0.30	1	
1,3-Dichlorobenzene	ND	1.0	0.38	1		Trichlorofluoromethane	ND	10	0.36	1	
1,4-Dichlorobenzene	ND	1.0	0.30	1		1,2,3-Trichloropropane	ND	5.0	2.3	1	
Dichlorodifluoromethane	ND	1.0	0.27	1		1,2,4-Trimethylbenzene	ND	1.0	0.26	1	
1,1-Dichloroethane	1.4	1.0	0.53	1		1,3,5-Trimethylbenzene	ND	1.0	0.19	1	
1,2-Dichloroethane	ND	0.50	0.22	1		Vinyl Acetate	ND	10	3.2	1	
1,1-Dichloroethene	44	1	0.31	1		Vinyl Chloride	ND	0.50	0.33	1	
c-1,2-Dichloroethene	ND	1.0	0.35	1		p/m-Xylene	ND	1.0	0.38	1	
t-1,2-Dichloroethene	ND	1.0	0.29	1		o-Xylene	ND	1.0	0.21	1	
1,2-Dichloropropane	ND	1.0	0.28	1		Methyl-t-Butyl Ether (MTBE)	ND	1.0	0.29	1	

Surrogates:	REC (%)	Control Limits	Qual	Surrogates:	REC (%)	Control Limits	Qual
Dibromofluoromethane	122	74-140		1,2-Dichloroethane-d4	119	74-146	
Toluene-d8	100	88-112		1,4-Bromofluorobenzene	78	74-110	

RL - Reporting Limit , DF - Dilution Factor , Qual - Qualifiers

Calscience Environmental Laboratories, Inc.

Analytical Report

Tetra Tech, Inc.	Date Received:	06/15/06
348 West Hospitality Lane, Ste 100	Work Order No:	06-06-0989
San Bernardino, CA 92408-3216	Preparation:	EPA 5030B
	Method:	EPA 8260B
	Units:	ug/L
Project: Beaumont Site 1 / 18086-02		Page 3 of 8

Client Sample Number	Lab Sample Number	Date Collected	Matrix	Date Prepared	Date Analyzed	QC Batch ID
MW-62A	**06-06-0989-3**	**06/14/06**	**Aqueous**	**06/20/06**	**06/20/06**	**060620L01**

Comment(s): -Results were evaluated to the MDL, concentrations >= to the MDL but < RL, if found, are qualified with a "J" flag.

Parameter	Result	RL	MDL	DF	Qual	Parameter	Result	RL	MDL	DF	Qual
Acetone	ND	10	6.1	1		1,3-Dichloropropane	ND	1.0	0.30	1	
Benzene	ND	0.50	0.26	1		2,2-Dichloropropane	ND	1.0	0.40	1	
Bromobenzene	ND	1.0	0.47	1		1,1-Dichloropropene	ND	1.0	0.21	1	
Bromochloromethane	ND	1.0	0.68	1		c-1,3-Dichloropropene	ND	0.50	0.45	1	
Bromodichloromethane	ND	1.0	0.27	1		t-1,3-Dichloropropene	ND	0.50	0.31	1	
Bromoform	ND	1.0	0.62	1		Ethylbenzene	ND	1.0	0.17	1	
Bromomethane	ND	10	2.9	1		2-Hexanone	ND	10	1.9	1	
2-Butanone	ND	10	4.2	1		Isopropylbenzene	ND	1.0	0.24	1	
n-Butylbenzene	ND	1.0	0.29	1		p-Isopropyltoluene	ND	1.0	0.21	1	
sec-Butylbenzene	ND	1.0	0.21	1		Methylene Chloride	4.3	10.0	2.6	1	J,B
tert-Butylbenzene	ND	1.0	0.17	1		4-Methyl-2-Pentanone	ND	10	2.4	1	
Carbon Disulfide	ND	10	1.0	1		Naphthalene	ND	10	0.95	1	
Carbon Tetrachloride	ND	0.50	0.42	1		n-Propylbenzene	ND	1.0	0.30	1	
Chlorobenzene	ND	1.0	0.36	1		Styrene	ND	1.0	0.29	1	
Chloroethane	ND	1.0	0.52	1		1,1,1,2-Tetrachloroethane	ND	1.0	0.37	1	
Chloroform	1.4	1.0	0.22	1		1,1,2,2-Tetrachloroethane	ND	1.0	0.37	1	
Chloromethane	ND	10	1.8	1		Tetrachloroethene	ND	1.0	0.29	1	
2-Chlorotoluene	ND	1.0	0.24	1		Toluene	ND	1.0	0.35	1	
4-Chlorotoluene	ND	1.0	0.30	1		1,2,3-Trichlorobenzene	ND	1.0	0.39	1	
Dibromochloromethane	ND	1.0	0.45	1		1,2,4-Trichlorobenzene	ND	1.0	0.35	1	
1,2-Dibromo-3-Chloropropane	ND	5.0	2.5	1		1,1,1-Trichloroethane	1.1	1.0	0.32	1	
1,2-Dibromoethane	ND	1.0	0.81	1		1,1,2-Trichloro-1,2,2-Trifluoroethane	ND	10	0.54	1	
Dibromomethane	ND	1.0	0.42	1		1,1,2-Trichloroethane	ND	1.0	0.54	1	
1,2-Dichlorobenzene	ND	1.0	0.24	1		Trichloroethene	70	1	0.30	1	
1,3-Dichlorobenzene	ND	1.0	0.38	1		Trichlorofluoromethane	ND	10	0.36	1	
1,4-Dichlorobenzene	ND	1.0	0.30	1		1,2,3-Trichloropropane	ND	5.0	2.3	1	
Dichlorodifluoromethane	ND	1.0	0.27	1		1,2,4-Trimethylbenzene	ND	1.0	0.26	1	
1,1-Dichloroethane	1.4	1.0	0.53	1		1,3,5-Trimethylbenzene	ND	1.0	0.19	1	
1,2-Dichloroethane	ND	0.50	0.22	1		Vinyl Acetate	ND	10	3.2	1	
1,1-Dichloroethene	62	1	0.31	1		Vinyl Chloride	ND	0.50	0.33	1	
c-1,2-Dichloroethene	ND	1.0	0.35	1		p/m-Xylene	ND	1.0	0.38	1	
t-1,2-Dichloroethene	ND	1.0	0.29	1		o-Xylene	ND	1.0	0.21	1	
1,2-Dichloropropane	ND	1.0	0.28	1		Methyl-t-Butyl Ether (MTBE)	ND	1.0	0.29	1	

Surrogates:	REC (%)	Control Limits	Qual	Surrogates:	REC (%)	Control Limits	Qual
Dibromofluoromethane	132	74-140		1,2-Dichloroethane-d4	129	74-146	
Toluene-d8	102	88-112		1,4-Bromofluorobenzene	78	74-110	

RL - Reporting Limit , DF - Dilution Factor , Qual - Qualifiers

Calscience Environmental Laboratories, Inc.

Analytical Report

Tetra Tech, Inc.
348 West Hospitality Lane, Ste 100
San Bernardino, CA 92408-3216

Date Received:	06/15/06
Work Order No:	06-06-0989
Preparation:	EPA 5030B
Method:	EPA 8260B
Units:	ug/L

Project: Beaumont Site 1 / 18086-02

Client Sample Number	Lab Sample Number	Date Collected	Matrix	Date Prepared	Date Analyzed	QC Batch ID
MW-58A	**06-06-0989-4**	**06/14/06**	**Aqueous**	**06/20/06**	**06/20/06**	**060620L01**

Comment(s): -Results were evaluated to the MDL, concentrations >= to the MDL but < RL, if found, are qualified with a "J" flag.

Parameter	Result	RL	MDL	DF	Qual	Parameter	Result	RL	MDL	DF	Qual
Acetone	ND	10	6.1	1		1,3-Dichloropropane	ND	1.0	0.30	1	
Benzene	ND	0.50	0.26	1		2,2-Dichloropropane	ND	1.0	0.40	1	
Bromobenzene	ND	1.0	0.47	1		1,1-Dichloropropene	ND	1.0	0.21	1	
Bromochloromethane	ND	1.0	0.68	1		c-1,3-Dichloropropene	ND	0.50	0.45	1	
Bromodichloromethane	ND	1.0	0.27	1		t-1,3-Dichloropropene	ND	0.50	0.31	1	
Bromoform	ND	1.0	0.62	1		Ethylbenzene	ND	1.0	0.17	1	
Bromomethane	ND	10	2.9	1		2-Hexanone	ND	10	1.9	1	
2-Butanone	ND	10	4.2	1		Isopropylbenzene	ND	1.0	0.24	1	
n-Butylbenzene	ND	1.0	0.29	1		p-Isopropyltoluene	ND	1.0	0.21	1	
sec-Butylbenzene	ND	1.0	0.21	1		Methylene Chloride	3.8	10.0	2.6	1	J,B
tert-Butylbenzene	ND	1.0	0.17	1		4-Methyl-2-Pentanone	ND	10	2.4	1	
Carbon Disulfide	ND	10	1.0	1		Naphthalene	ND	10	0.95	1	
Carbon Tetrachloride	ND	0.50	0.42	1		n-Propylbenzene	ND	1.0	0.30	1	
Chlorobenzene	ND	1.0	0.36	1		Styrene	ND	1.0	0.29	1	
Chloroethane	ND	1.0	0.52	1		1,1,1,2-Tetrachloroethane	ND	1.0	0.37	1	
Chloroform	0.79	1.0	0.22	1	J	1,1,2,2-Tetrachloroethane	ND	1.0	0.37	1	
Chloromethane	ND	10	1.8	1		Tetrachloroethene	ND	1.0	0.29	1	
2-Chlorotoluene	ND	1.0	0.24	1		Toluene	ND	1.0	0.35	1	
4-Chlorotoluene	ND	1.0	0.30	1		1,2,3-Trichlorobenzene	ND	1.0	0.39	1	
Dibromochloromethane	ND	1.0	0.45	1		1,2,4-Trichlorobenzene	ND	1.0	0.35	1	
1,2-Dibromo-3-Chloropropane	ND	5.0	2.5	1		1,1,1-Trichloroethane	ND	1.0	0.32	1	
1,2-Dibromoethane	ND	1.0	0.81	1		1,1,2-Trichloro-1,2,2-Trifluoroethane	ND	10	0.54	1	
Dibromomethane	ND	1.0	0.42	1		1,1,2-Trichloroethane	ND	1.0	0.54	1	
1,2-Dichlorobenzene	ND	1.0	0.24	1		Trichloroethene	40	1	0.30	1	
1,3-Dichlorobenzene	ND	1.0	0.38	1		Trichlorofluoromethane	ND	10	0.36	1	
1,4-Dichlorobenzene	ND	1.0	0.30	1		1,2,3-Trichloropropane	ND	5.0	2.3	1	
Dichlorodifluoromethane	ND	1.0	0.27	1		1,2,4-Trimethylbenzene	ND	1.0	0.26	1	
1,1-Dichloroethane	1.2	1.0	0.53	1		1,3,5-Trimethylbenzene	ND	1.0	0.19	1	
1,2-Dichloroethane	ND	0.50	0.22	1		Vinyl Acetate	ND	10	3.2	1	
1,1-Dichloroethene	49	1	0.31	1		Vinyl Chloride	ND	0.50	0.33	1	
c-1,2-Dichloroethene	ND	1.0	0.35	1		p/m-Xylene	ND	1.0	0.38	1	
t-1,2-Dichloroethene	ND	1.0	0.29	1		o-Xylene	ND	1.0	0.21	1	
1,2-Dichloropropane	ND	1.0	0.28	1		Methyl-t-Butyl Ether (MTBE)	ND	1.0	0.29	1	

Surrogates:	REC (%)	Control Limits	Qual	Surrogates:	REC (%)	Control Limits	Qual
Dibromofluoromethane	123	74-140		1,2-Dichloroethane-d4	120	74-146	
Toluene-d8	101	88-112		1,4-Bromofluorobenzene	78	74-110	

RL - Reporting Limit , DF - Dilution Factor , Qual - Qualifiers

Calscience Environmental Laboratories, Inc.

Analytical Report

Tetra Tech, Inc.
348 West Hospitality Lane, Ste 100
San Bernardino, CA 92408-3216

Date Received:	06/15/06
Work Order No:	06-06-0989
Preparation:	EPA 5030B
Method:	EPA 8260B
Units:	ug/L

Project: Beaumont Site 1 / 18086-02

Client Sample Number	Lab Sample Number	Date Collected	Matrix	Date Prepared	Date Analyzed	QC Batch ID
MW-58B	**06-06-0989-5**	**06/14/06**	**Aqueous**	**06/20/06**	**06/20/06**	**060620L01**

Comment(s): -Results were evaluated to the MDL, concentrations >= to the MDL but < RL, if found, are qualified with a "J" flag.

Parameter	Result	RL	MDL	DF	Qual	Parameter	Result	RL	MDL	DF	Qual
Acetone	ND	10	6.1	1		1,3-Dichloropropane	ND	1.0	0.30	1	
Benzene	ND	0.50	0.26	1		2,2-Dichloropropane	ND	1.0	0.40	1	
Bromobenzene	ND	1.0	0.47	1		1,1-Dichloropropene	ND	1.0	0.21	1	
Bromochloromethane	ND	1.0	0.68	1		c-1,3-Dichloropropene	ND	0.50	0.45	1	
Bromodichloromethane	ND	1.0	0.27	1		t-1,3-Dichloropropene	ND	0.50	0.31	1	
Bromoform	ND	1.0	0.62	1		Ethylbenzene	ND	1.0	0.17	1	
Bromomethane	ND	10	2.9	1		2-Hexanone	ND	10	1.9	1	
2-Butanone	ND	10	4.2	1		Isopropylbenzene	ND	1.0	0.24	1	
n-Butylbenzene	ND	1.0	0.29	1		p-Isopropyltoluene	ND	1.0	0.21	1	
sec-Butylbenzene	ND	1.0	0.21	1		Methylene Chloride	4.1	10.0	2.6	1	J,B
tert-Butylbenzene	ND	1.0	0.17	1		4-Methyl-2-Pentanone	ND	10	2.4	1	
Carbon Disulfide	ND	10	1.0	1		Naphthalene	ND	10	0.95	1	
Carbon Tetrachloride	ND	0.50	0.42	1		n-Propylbenzene	ND	1.0	0.30	1	
Chlorobenzene	ND	1.0	0.36	1		Styrene	ND	1.0	0.29	1	
Chloroethane	ND	1.0	0.52	1		1,1,1,2-Tetrachloroethane	ND	1.0	0.37	1	
Chloroform	0.28	1.0	0.22	1	J	1,1,2,2-Tetrachloroethane	ND	1.0	0.37	1	
Chloromethane	ND	10	1.8	1		Tetrachloroethene	ND	1.0	0.29	1	
2-Chlorotoluene	ND	1.0	0.24	1		Toluene	ND	1.0	0.35	1	
4-Chlorotoluene	ND	1.0	0.30	1		1,2,3-Trichlorobenzene	ND	1.0	0.39	1	
Dibromochloromethane	ND	1.0	0.45	1		1,2,4-Trichlorobenzene	ND	1.0	0.35	1	
1,2-Dibromo-3-Chloropropane	ND	5.0	2.5	1		1,1,1-Trichloroethane	0.39	1.0	0.32	1	J
1,2-Dibromoethane	ND	1.0	0.81	1		1,1,2-Trichloro-1,2,2-Trifluoroethane	ND	10	0.54	1	
Dibromomethane	ND	1.0	0.42	1		1,1,2-Trichloroethane	ND	1.0	0.54	1	
1,2-Dichlorobenzene	ND	1.0	0.24	1		Trichloroethene	18	1	0.30	1	
1,3-Dichlorobenzene	ND	1.0	0.38	1		Trichlorofluoromethane	ND	10	0.36	1	
1,4-Dichlorobenzene	ND	1.0	0.30	1		1,2,3-Trichloropropane	ND	5.0	2.3	1	
Dichlorodifluoromethane	ND	1.0	0.27	1		1,2,4-Trimethylbenzene	ND	1.0	0.26	1	
1,1-Dichloroethane	ND	1.0	0.53	1		1,3,5-Trimethylbenzene	ND	1.0	0.19	1	
1,2-Dichloroethane	ND	0.50	0.22	1		Vinyl Acetate	ND	10	3.2	1	
1,1-Dichloroethene	21	1	0.31	1		Vinyl Chloride	ND	0.50	0.33	1	
c-1,2-Dichloroethene	ND	1.0	0.35	1		p/m-Xylene	ND	1.0	0.38	1	
t-1,2-Dichloroethene	ND	1.0	0.29	1		o-Xylene	ND	1.0	0.21	1	
1,2-Dichloropropane	ND	1.0	0.28	1		Methyl-t-Butyl Ether (MTBE)	ND	1.0	0.29	1	

Surrogates:	REC (%)	Control Limits	Qual	Surrogates:	REC (%)	Control Limits	Qual
Dibromofluoromethane	128	74-140		1,2-Dichloroethane-d4	126	74-146	
Toluene-d8	100	88-112		1,4-Bromofluorobenzene	77	74-110	

RL - Reporting Limit , DF - Dilution Factor , Qual - Qualifiers

Calscience Environmental Laboratories, Inc.

Analytical Report

Tetra Tech, Inc.	Date Received:	06/15/06
348 West Hospitality Lane, Ste 100	Work Order No:	06-06-0989
San Bernardino, CA 92408-3216	Preparation:	EPA 5030B
	Method:	EPA 8260B
	Units:	ug/L
Project: Beaumont Site 1 / 18086-02		Page 6 of 8

Client Sample Number	Lab Sample Number	Date Collected	Matrix	Date Prepared	Date Analyzed	QC Batch ID
MW-58C	**06-06-0989-6**	**06/14/06**	**Aqueous**	**06/20/06**	**06/20/06**	**060620L01**

Comment(s): -Results were evaluated to the MDL, concentrations >= to the MDL but < RL, if found, are qualified with a "J" flag.

Parameter	Result	RL	MDL	DF	Qual	Parameter	Result	RL	MDL	DF	Qual
Acetone	ND	10	6.1	1		1,3-Dichloropropane	ND	1.0	0.30	1	
Benzene	ND	0.50	0.26	1		2,2-Dichloropropane	ND	1.0	0.40	1	
Bromobenzene	ND	1.0	0.47	1		1,1-Dichloropropene	ND	1.0	0.21	1	
Bromochloromethane	ND	1.0	0.68	1		c-1,3-Dichloropropene	ND	0.50	0.45	1	
Bromodichloromethane	ND	1.0	0.27	1		t-1,3-Dichloropropene	ND	0.50	0.31	1	
Bromoform	ND	1.0	0.62	1		Ethylbenzene	ND	1.0	0.17	1	
Bromomethane	ND	10	2.9	1		2-Hexanone	ND	10	1.9	1	
2-Butanone	ND	10	4.2	1		Isopropylbenzene	ND	1.0	0.24	1	
n-Butylbenzene	ND	1.0	0.29	1		p-Isopropyltoluene	ND	1.0	0.21	1	
sec-Butylbenzene	ND	1.0	0.21	1		Methylene Chloride	3.9	10.0	2.6	1	J,B
tert-Butylbenzene	ND	1.0	0.17	1		4-Methyl-2-Pentanone	ND	10	2.4	1	
Carbon Disulfide	ND	10	1.0	1		Naphthalene	ND	10	0.95	1	
Carbon Tetrachloride	ND	0.50	0.42	1		n-Propylbenzene	ND	1.0	0.30	1	
Chlorobenzene	ND	1.0	0.36	1		Styrene	ND	1.0	0.29	1	
Chloroethane	ND	1.0	0.52	1		1,1,1,2-Tetrachloroethane	ND	1.0	0.37	1	
Chloroform	ND	1.0	0.22	1		1,1,2,2-Tetrachloroethane	ND	1.0	0.37	1	
Chloromethane	ND	10	1.8	1		Tetrachloroethene	ND	1.0	0.29	1	
2-Chlorotoluene	ND	1.0	0.24	1		Toluene	ND	1.0	0.35	1	
4-Chlorotoluene	ND	1.0	0.30	1		1,2,3-Trichlorobenzene	ND	1.0	0.39	1	
Dibromochloromethane	ND	1.0	0.45	1		1,2,4-Trichlorobenzene	ND	1.0	0.35	1	
1,2-Dibromo-3-Chloropropane	ND	5.0	2.5	1		1,1,1-Trichloroethane	0.53	1.0	0.32	1	J
1,2-Dibromoethane	ND	1.0	0.81	1		1,1,2-Trichloro-1,2,2-Trifluoroethane	ND	10	0.54	1	
Dibromomethane	ND	1.0	0.42	1		1,1,2-Trichloroethane	ND	1.0	0.54	1	
1,2-Dichlorobenzene	ND	1.0	0.24	1		Trichloroethene	21	1	0.30	1	
1,3-Dichlorobenzene	ND	1.0	0.38	1		Trichlorofluoromethane	ND	10	0.36	1	
1,4-Dichlorobenzene	ND	1.0	0.30	1		1,2,3-Trichloropropane	ND	5.0	2.3	1	
Dichlorodifluoromethane	ND	1.0	0.27	1		1,2,4-Trimethylbenzene	ND	1.0	0.26	1	
1,1-Dichloroethane	ND	1.0	0.53	1		1,3,5-Trimethylbenzene	ND	1.0	0.19	1	
1,2-Dichloroethane	ND	0.50	0.22	1		Vinyl Acetate	ND	10	3.2	1	
1,1-Dichloroethene	30	1	0.31	1		Vinyl Chloride	ND	0.50	0.33	1	
c-1,2-Dichloroethene	ND	1.0	0.35	1		p/m-Xylene	ND	1.0	0.38	1	
t-1,2-Dichloroethene	ND	1.0	0.29	1		o-Xylene	ND	1.0	0.21	1	
1,2-Dichloropropane	ND	1.0	0.28	1		Methyl-t-Butyl Ether (MTBE)	ND	1.0	0.29	1	

Surrogates:	REC (%)	Control Limits	Qual	Surrogates:	REC (%)	Control Limits	Qual
Dibromofluoromethane	129	74-140		1,2-Dichloroethane-d4	127	74-146	
Toluene-d8	99	88-112		1,4-Bromofluorobenzene	78	74-110	

RL - Reporting Limit , DF - Dilution Factor , Qual - Qualifiers

Calscience Environmental Laboratories, Inc.

Analytical Report

Tetra Tech, Inc.
348 West Hospitality Lane, Ste 100
San Bernardino, CA 92408-3216

Date Received:	06/15/06
Work Order No:	06-06-0989
Preparation:	EPA 5030B
Method:	EPA 8260B
Units:	ug/L

Project: Beaumont Site 1 / 18086-02

Client Sample Number	Lab Sample Number	Date Collected	Matrix	Date Prepared	Date Analyzed	QC Batch ID
MW-58D	**06-06-0989-7**	**06/14/06**	**Aqueous**	**06/20/06**	**06/20/06**	**060620L01**

Comment(s): -Results were evaluated to the MDL, concentrations >= to the MDL but < RL, if found, are qualified with a "J" flag.

Parameter	Result	RL	MDL	DF	Qual	Parameter	Result	RL	MDL	DF	Qual
Acetone	ND	10	6.1	1		1,3-Dichloropropane	ND	1.0	0.30	1	
Benzene	ND	0.50	0.26	1		2,2-Dichloropropane	ND	1.0	0.40	1	
Bromobenzene	ND	1.0	0.47	1		1,1-Dichloropropene	ND	1.0	0.21	1	
Bromochloromethane	ND	1.0	0.68	1		c-1,3-Dichloropropene	ND	0.50	0.45	1	
Bromodichloromethane	ND	1.0	0.27	1		t-1,3-Dichloropropene	ND	0.50	0.31	1	
Bromoform	ND	1.0	0.62	1		Ethylbenzene	ND	1.0	0.17	1	
Bromomethane	ND	10	2.9	1		2-Hexanone	ND	10	1.9	1	
2-Butanone	ND	10	4.2	1		Isopropylbenzene	ND	1.0	0.24	1	
n-Butylbenzene	ND	1.0	0.29	1		p-Isopropyltoluene	ND	1.0	0.21	1	
sec-Butylbenzene	ND	1.0	0.21	1		Methylene Chloride	3.8	10.0	2.6	1	J,B
tert-Butylbenzene	ND	1.0	0.17	1		4-Methyl-2-Pentanone	ND	10	2.4	1	
Carbon Disulfide	ND	10	1.0	1		Naphthalene	ND	10	0.95	1	
Carbon Tetrachloride	ND	0.50	0.42	1		n-Propylbenzene	ND	1.0	0.30	1	
Chlorobenzene	ND	1.0	0.36	1		Styrene	ND	1.0	0.29	1	
Chloroethane	ND	1.0	0.52	1		1,1,1,2-Tetrachloroethane	ND	1.0	0.37	1	
Chloroform	0.43	1.0	0.22	1	J	1,1,2,2-Tetrachloroethane	ND	1.0	0.37	1	
Chloromethane	ND	10	1.8	1		Tetrachloroethene	ND	1.0	0.29	1	
2-Chlorotoluene	ND	1.0	0.24	1		Toluene	ND	1.0	0.35	1	
4-Chlorotoluene	ND	1.0	0.30	1		1,2,3-Trichlorobenzene	ND	1.0	0.39	1	
Dibromochloromethane	ND	1.0	0.45	1		1,2,4-Trichlorobenzene	ND	1.0	0.35	1	
1,2-Dibromo-3-Chloropropane	ND	5.0	2.5	1		1,1,1-Trichloroethane	ND	1.0	0.32	1	
1,2-Dibromoethane	ND	1.0	0.81	1		1,1,2-Trichloro-1,2,2-Trifluoroethane	ND	10	0.54	1	
Dibromomethane	ND	1.0	0.42	1		1,1,2-Trichloroethane	ND	1.0	0.54	1	
1,2-Dichlorobenzene	ND	1.0	0.24	1		Trichloroethene	37	1	0.30	1	
1,3-Dichlorobenzene	ND	1.0	0.38	1		Trichlorofluoromethane	ND	10	0.36	1	
1,4-Dichlorobenzene	ND	1.0	0.30	1		1,2,3-Trichloropropane	ND	5.0	2.3	1	
Dichlorodifluoromethane	ND	1.0	0.27	1		1,2,4-Trimethylbenzene	ND	1.0	0.26	1	
1,1-Dichloroethane	1.2	1.0	0.53	1		1,3,5-Trimethylbenzene	ND	1.0	0.19	1	
1,2-Dichloroethane	ND	0.50	0.22	1		Vinyl Acetate	ND	10	3.2	1	
1,1-Dichloroethene	45	1	0.31	1		Vinyl Chloride	ND	0.50	0.33	1	
c-1,2-Dichloroethene	ND	1.0	0.35	1		p/m-Xylene	ND	1.0	0.38	1	
t-1,2-Dichloroethene	ND	1.0	0.29	1		o-Xylene	ND	1.0	0.21	1	
1,2-Dichloropropane	ND	1.0	0.28	1		Methyl-t-Butyl Ether (MTBE)	ND	1.0	0.29	1	

Surrogates:	REC (%)	Control Limits	Qual	Surrogates:	REC (%)	Control Limits	Qual
Dibromofluoromethane	125	74-140		1,2-Dichloroethane-d4	125	74-146	
Toluene-d8	100	88-112		1,4-Bromofluorobenzene	79	74-110	

RL - Reporting Limit , DF - Dilution Factor , Qual - Qualifiers

Calscience Environmental Laboratories, Inc.

Analytical Report

Tetra Tech, Inc.	Date Received:	06/15/06
348 West Hospitality Lane, Ste 100	Work Order No:	06-06-0989
San Bernardino, CA 92408-3216	Preparation:	EPA 5030B
	Method:	EPA 8260B
	Units:	ug/L
Project: Beaumont Site 1 / 18086-02		Page 8 of 8

Client Sample Number	Lab Sample Number	Date Collected	Matrix	Date Prepared	Date Analyzed	QC Batch ID
Method Blank	**099-10-006-18,305**	**N/A**	**Aqueous**	**06/20/06**	**06/20/06**	**060620L01**

Comment(s): -Results were evaluated to the MDL, concentrations >= to the MDL but < RL, if found, are qualified with a "J" flag.

Parameter	Result	RL	MDL	DF	Qual	Parameter	Result	RL	MDL	DF	Qual
Acetone	ND	10	6.1	1		1,3-Dichloropropane	ND	1.0	0.30	1	
Benzene	ND	0.50	0.26	1		2,2-Dichloropropane	ND	1.0	0.40	1	
Bromobenzene	ND	1.0	0.47	1		1,1-Dichloropropene	ND	1.0	0.21	1	
Bromochloromethane	ND	1.0	0.68	1		c-1,3-Dichloropropene	ND	0.50	0.45	1	
Bromodichloromethane	ND	1.0	0.27	1		t-1,3-Dichloropropene	ND	0.50	0.31	1	
Bromoform	ND	1.0	0.62	1		Ethylbenzene	ND	1.0	0.17	1	
Bromomethane	ND	10	2.9	1		2-Hexanone	ND	10	1.9	1	
2-Butanone	ND	10	4.2	1		Isopropylbenzene	ND	1.0	0.24	1	
n-Butylbenzene	ND	1.0	0.29	1		p-Isopropyltoluene	ND	1.0	0.21	1	
sec-Butylbenzene	ND	1.0	0.21	1		Methylene Chloride	3.8	10.0	2.6	1	J
tert-Butylbenzene	ND	1.0	0.17	1		4-Methyl-2-Pentanone	ND	10	2.4	1	
Carbon Disulfide	ND	10	1.0	1		Naphthalene	ND	10	0.95	1	
Carbon Tetrachloride	ND	0.50	0.42	1		n-Propylbenzene	ND	1.0	0.30	1	
Chlorobenzene	ND	1.0	0.36	1		Styrene	ND	1.0	0.29	1	
Chloroethane	ND	1.0	0.52	1		1,1,1,2-Tetrachloroethane	ND	1.0	0.37	1	
Chloroform	ND	1.0	0.22	1		1,1,2,2-Tetrachloroethane	ND	1.0	0.37	1	
Chloromethane	ND	10	1.8	1		Tetrachloroethene	ND	1.0	0.29	1	
2-Chlorotoluene	ND	1.0	0.24	1		Toluene	ND	1.0	0.35	1	
4-Chlorotoluene	ND	1.0	0.30	1		1,2,3-Trichlorobenzene	0.69	1.0	0.39	1	J
Dibromochloromethane	ND	1.0	0.45	1		1,2,4-Trichlorobenzene	0.36	1.0	0.35	1	J
1,2-Dibromo-3-Chloropropane	ND	5.0	2.5	1		1,1,1-Trichloroethane	ND	1.0	0.32	1	
1,2-Dibromoethane	ND	1.0	0.81	1		1,1,2-Trichloro-1,2,2-Trifluoroethane	ND	10	0.54	1	
Dibromomethane	ND	1.0	0.42	1		1,1,2-Trichloroethane	ND	1.0	0.54	1	
1,2-Dichlorobenzene	ND	1.0	0.24	1		Trichloroethene	ND	1.0	0.30	1	
1,3-Dichlorobenzene	ND	1.0	0.38	1		Trichlorofluoromethane	ND	10	0.36	1	
1,4-Dichlorobenzene	ND	1.0	0.30	1		1,2,3-Trichloropropane	ND	5.0	2.3	1	
Dichlorodifluoromethane	ND	1.0	0.27	1		1,2,4-Trimethylbenzene	ND	1.0	0.26	1	
1,1-Dichloroethane	ND	1.0	0.53	1		1,3,5-Trimethylbenzene	ND	1.0	0.19	1	
1,2-Dichloroethane	ND	0.50	0.22	1		Vinyl Acetate	ND	10	3.2	1	
1,1-Dichloroethene	ND	1.0	0.31	1		Vinyl Chloride	ND	0.50	0.33	1	
c-1,2-Dichloroethene	ND	1.0	0.35	1		p/m-Xylene	ND	1.0	0.38	1	
t-1,2-Dichloroethene	ND	1.0	0.29	1		o-Xylene	ND	1.0	0.21	1	
1,2-Dichloropropane	ND	1.0	0.28	1		Methyl-t-Butyl Ether (MTBE)	ND	1.0	0.29	1	

Surrogates:	REC (%)	Control Limits	Qual	Surrogates:	REC (%)	Control Limits	Qual
Dibromofluoromethane	109	74-140		1,2-Dichloroethane-d4	105	74-146	
Toluene-d8	96	88-112		1,4-Bromofluorobenzene	81	74-110	

RL - Reporting Limit , DF - Dilution Factor , Qual - Qualifiers

Calscience Environmental Laboratories, Inc.

EPA 8260B Tentatively Identified Compound List

Work Order	CEL Sample	Client ID	Q	Compound	CAS NUMBER	RT	On Column Conc. ug/L	Estimated Conc. ug/L
06-06-0989				No TICs found for all samples				

Q Qualifier
RT Retention Time

7440 Lincoln Way, Garden Grove, CA 92841-1432 • TEL: (714) 895-5494 • FAX: (714) 894-7501

Calscience Environmental Laboratories, Inc.

Quality Control - Spike/Spike Duplicate

Tetra Tech, Inc.
348 West Hospitality Lane, Ste 100
San Bernardino, CA 92408-3216

Date Received: 06/15/06
Work Order No: 06-06-0989
Preparation: N/A
Method: EPA 314.0

Project Beaumont Site 1 / 18086-02

Quality Control Sample ID	Matrix	Instrument	Date Prepared	Date Analyzed	MS/MSD Batch Number
06-06-1163-1	**Aqueous**	**IC 6**	**N/A**	**06/20/06**	**060620S01**

Parameter	MS %REC	MSD %REC	%REC CL	RPD	RPD CL	Qualifiers
Perchlorate	94	96	80-120	2	0-15	

RPD - Relative Percent Difference , CL - Control Limit

Calscience Environmental Laboratories, Inc.

Quality Control - Spike/Spike Duplicate

Tetra Tech, Inc.
348 West Hospitality Lane, Ste 100
San Bernardino, CA 92408-3216

Date Received: 06/15/06
Work Order No: 06-06-0989
Preparation: EPA 5030B
Method: EPA 8260B

Project Beaumont Site 1 / 18086-02

Quality Control Sample ID	Matrix	Instrument	Date Prepared	Date Analyzed	MS/MSD Batch Number
06-06-1099-7	**Aqueous**	**GC/MS FF**	**06/20/06**	**06/20/06**	**060620S01**

Parameter	MS %REC	MSD %REC	%REC CL	RPD	RPD CL	Qualifiers
Benzene	96	95	88-118	1	0-7	
Carbon Tetrachloride	108	111	67-145	3	0-11	
Chlorobenzene	104	104	88-118	1	0-7	
1,2-Dichlorobenzene	100	101	86-116	0	0-8	
1,1-Dichloroethene	84	88	70-130	4	0-25	
Toluene	104	103	87-123	1	0-8	
Trichloroethene	93	93	79-127	1	0-10	
Vinyl Chloride	91	97	69-129	6	0-13	
Methyl-t-Butyl Ether (MTBE)	80	85	71-131	3	0-13	
Tert-Butyl Alcohol (TBA)	109	100	36-168	8	0-45	
Diisopropyl Ether (DIPE)	91	93	81-123	3	0-9	
Ethyl-t-Butyl Ether (ETBE)	83	95	72-126	14	0-12	4
Tert-Amyl-Methyl Ether (TAME)	93	92	72-126	1	0-12	
Ethanol	113	103	53-149	9	0-31	

RPD - Relative Percent Difference , CL - Control Limit

Calscience Environmental Laboratories, Inc.

Quality Control - LCS/LCS Duplicate

Tetra Tech, Inc.
348 West Hospitality Lane, Ste 100
San Bernardino, CA 92408-3216

Date Received: N/A
Work Order No: 06-06-0989
Preparation: N/A
Method: EPA 314.0

Project: Beaumont Site 1 / 18086-02

Quality Control Sample ID	Matrix	Instrument	Date Prepared	Date Analyzed	LCS/LCSD Batch Number
099-05-203-421	**Aqueous**	**IC 6**	**N/A**	**06/20/06**	**060620L01**

Parameter	LCS %REC	LCSD %REC	%REC CL	RPD	RPD CL	Qualifiers
Perchlorate	96	95	85-115	0	0-15	

RPD - Relative Percent Difference , CL - Control Limit

Calscience Environmental Laboratories, Inc.

Quality Control - LCS/LCS Duplicate

Tetra Tech, Inc.
348 West Hospitality Lane, Ste 100
San Bernardino, CA 92408-3216

Date Received: N/A
Work Order No: 06-06-0989
Preparation: EPA 3520B
Method: EPA 8270C(M) Isotope Dilution

Project: Beaumont Site 1 / 18086-02

Quality Control Sample ID	Matrix	Instrument	Date Prepared	Date Analyzed	LCS/LCSD Batch Number
099-09-004-593	**Aqueous**	**GC/MS J**	**06/21/06**	**06/23/06**	**060621L04D**

Parameter	LCS %REC	LCSD %REC	%REC CL	RPD	RPD CL	Qualifiers
1,4-Dioxane	99	97	50-130	2	0-20	

RPD - Relative Percent Difference , CL - Control Limit

Calscience Environmental Laboratories, Inc.

Quality Control - LCS/LCS Duplicate

Tetra Tech, Inc.
348 West Hospitality Lane, Ste 100
San Bernardino, CA 92408-3216

Date Received: N/A
Work Order No: 06-06-0989
Preparation: EPA 5030B
Method: EPA 8260B

Project: Beaumont Site 1 / 18086-02

Quality Control Sample ID	Matrix	Instrument	Date Prepared	Date Analyzed	LCS/LCSD Batch Number
099-10-006-18,305	**Aqueous**	**GC/MS FF**	**06/20/06**	**06/20/06**	**060620L01**

Parameter	LCS %REC	LCSD %REC	%REC CL	RPD	RPD CL	Qualifiers
Benzene	96	96	84-120	1	0-8	
Carbon Tetrachloride	113	108	63-147	4	0-10	
Chlorobenzene	103	103	89-119	1	0-7	
1,2-Dichlorobenzene	100	101	89-119	1	0-9	
1,1-Dichloroethene	87	87	77-125	1	0-16	
Toluene	104	103	83-125	2	0-9	
Trichloroethene	94	94	89-119	1	0-8	
Vinyl Chloride	98	94	63-135	4	0-13	
Methyl-t-Butyl Ether (MTBE)	95	94	82-118	1	0-13	
Tert-Butyl Alcohol (TBA)	106	106	46-154	0	0-32	
Diisopropyl Ether (DIPE)	95	93	81-123	1	0-11	
Ethyl-t-Butyl Ether (ETBE)	97	88	74-122	10	0-12	
Tert-Amyl-Methyl Ether (TAME)	95	97	76-124	3	0-10	
Ethanol	115	120	60-138	4	0-32	

RPD - Relative Percent Difference , CL - Control Limit

Calscience Environmental Laboratories, Inc.

Glossary of Terms and Qualifiers

Work Order Number: 06-06-0989

Qualifier	Definition
*	See applicable analysis comment.
1	Surrogate compound recovery was out of control due to a required sample dilution, therefore, the sample data was reported without further clarification.
2	Surrogate compound recovery was out of control due to matrix interference. The associated method blank surrogate spike compound was in control and, therefore, the sample data was reported without further clarification.
3	Recovery of the Matrix Spike or Matrix Spike Duplicate compound was out of control due to matrix interference. The associated LCS and/or LCSD was in control and, therefore, the sample data was reported without further clarification.
4	The MS/MSD RPD was out of control due to matrix interference. The LCS/LCSD RPD was in control and, therefore, the sample data was reported without further clarification.
5	The PDS/PDSD associated with this batch of samples was out of control due to a matrix interference effect. The associated batch LCS/LCSD was in control and, hence, the associated sample data was reported with no further corrective action required.
A	Result is the average of all dilutions, as defined by the method.
B	Analyte was present in the associated method blank.
C	Analyte presence was not confirmed on primary column.
E	Concentration exceeds the calibration range.
H	Sample received and/or analyzed past the recommended holding time.
J	Analyte was detected at a concentration below the reporting limit and above the laboratory method detection limit. Reported value is estimated.
N	Nontarget Analyte.
ND	Parameter not detected at the indicated reporting limit.
Q	Spike recovery and RPD control limits do not apply resulting from the parameter concentration in the sample exceeding the spike concentration by a factor of four or greater.
U	Undetected at the laboratory method detection limit.
X	% Recovery and/or RPD out-of-range.
Z	Analyte presence was not confirmed by second column or GC/MS analysis.

TETRA TECH, INC.
348 W. Hospitality Lane, Suite 100
San Bernardino, California 92408
Telephone: (909) 381-1674
FAX: (909) 889-1391

SHIP TO: Cal Science

CHAIN OF CUSTODY RECORD

0949

DATE 6/14/06 PAGE 1 OF 1

CLIENT: LMC
PROJECT NAME: Beaumont Site 1
PROJECT MANAGER: Brenda Meyer
TC #: 18086-02
SAMPLERS (Signatures)

LINE ITEM	SAMPLE NO.	DATE	TIME	8260 VOC, TIC Soil	314.0 Perchlorate	1,4-Dioxane 8270c (SIM)	FILTERED/UNFILTERED	MATRIX TYPE	CONTAINER TYPE	NUMBER OF CONTAINERS	PRESERVATIVE
1.	LTB-061406	6/14/06	700	X			U	W	G	2	HCl
2.	MW-162A		730	X	X	X			G/P	5	HCl NaOH $Na_2S_2O_3$
3.	MW-62A		838	X	X	X				5	
4.	MW-58A		949	X	X	X				5	
5.	MW-58B		1050	X	X	X				5	
6.	MW-58C		1145	X	X	X				5	
7.	MW-58D		1237	X	X	X				5	
8.											
9.											
10.											

PARAMETERS

TURN-AROUND TIME: Standard

OBSERVATIONS/COMMENTS: Report all data to the MDL

FILTERING: ☐ FILTERED ☐ UNFILTERED

MATRIX TYPE: S - Soil; M - Sediment; W - Water

CONTAINER TYPE: G - Glass Bottle/Jar; SS - Stainless Steel Sleeve; SB - Brass Sleeve; P - Plastic Bottle/Jar

PRESERVATIVES: (Water Only) HCL; NaOH; NR (None required); H_2SO_4

RELINQUISHED BY: Christopher Patrick	SIGNATURE	TETRA TECH, INC.	DATE	TIME	TOTAL NUMBER OF CONTAINERS ON THIS CHAIN OF CUSTODY: 32
RECEIVED BY: Keith B Boyer	SIGNATURE	COMPANY CalScience	DATE 06-15-06	TIME 1145	METHOD OF SHIPMENT/SHIPMENT NO. Courier
RELINQUISHED BY: Keith B Boyer	SIGNATURE	COMPANY CalScience	DATE 06-15-06	TIME 1335	Special Shipping/Handling/Storage Requirements:
RECEIVED BY: J. PAMEL	SIGNATURE	COMPANY CFL	DATE 6/15/06	TIME 1335	

DISTRIBUTION: White and Pink = Tetra Tech, Inc. Canary = Laboratory

X:\GIS\ATT-MISC\COCR.CDR

Calscience Environmental Laboratories, Inc.

WORK ORDER #: 06 - 06-0989

Cooler 1 of 1

SAMPLE RECEIPT FORM

CLIENT: Tetra DATE: 6/15/06

TEMPERATURE – SAMPLES RECEIVED BY:

CALSCIENCE COURIER:

- _____ Chilled, cooler with temperature blank provided.
- _____ Chilled, cooler without temperature blank.
- ✓ Chilled and placed in cooler with wet ice.
- _____ Ambient and placed in cooler with wet ice.
- _____ Ambient temperature.

3.9 °C Temperature blank.

LABORATORY (Other than Calscience Courier):

- _____ °C Temperature blank.
- _____ °C IR thermometer.
- _____ Ambient temperature.

Initial: BB

CUSTODY SEAL INTACT:

Sample(s): _____ Cooler: _____ No (Not Intact) : _____ Not Applicable (N/A): ✓

Initial: BB

SAMPLE CONDITION:

	Yes	No	N/A
Chain-Of-Custody document(s) received with samples	✓		
Sampler's name indicated on COC	✓		
Sample container label(s) consistent with custody papers	✓		
Sample container(s) intact and good condition	✓		
Correct containers and volume for analyses requested	✓		
Proper preservation noted on sample label(s)	✓		
VOA vial(s) free of headspace	✓		
Tedlar bag(s) free of condensation			✓

Initial: BB

COMMENTS:

Calscience
Environmental
Laboratories, Inc.

June 29, 2006

Brenda Meyer
Tetra Tech, Inc.
348 West Hospitality Lane, Ste 100
San Bernardino, CA 92408-3216

Subject: **Calscience Work Order No.: 06-06-1229**
Client Reference: LMC Beaumont Site 1 / TC #18086-02

Dear Client:

Enclosed is an analytical report for the above-referenced project. The samples included in this report were received 6/20/2006 and analyzed in accordance with the attached chain-of-custody.

Unless otherwise noted, all analytical testing was accomplished in accordance with the guidelines established in our Quality Systems Manual, applicable standard operating procedures, and other related documentation. The original report of any subcontracted analysis is provided herein, and follows the standard Calscience data package. The results in this analytical report are limited to the samples tested and any reproduction thereof must be made in its entirety.

If you have any questions regarding this report, please do not hesitate to contact the undersigned.

Sincerely,

Calscience Environmental
Laboratories, Inc.
Jason Torres
Project Manager

Calscience Environmental Laboratories, Inc.

Analytical Report

Tetra Tech, Inc.		Date Received:	06/20/06
348 West Hospitality Lane, Ste 100		Work Order No:	06-06-1229
San Bernardino, CA 92408-3216		Preparation:	EPA 3520B
		Method:	EPA 8270C(M) Isotope Dilution

Project: LMC Beaumont Site 1 / TC #18086-02

Client Sample Number	Lab Sample Number	Date Collected	Matrix	Date Prepared	Date Analyzed	QC Batch ID
LEB-061906-GP	**06-06-1229-2**	**06/19/06**	**Aqueous**	**06/21/06**	**06/27/06**	**060621L10D**

Comment(s): -Results were evaluated to the MDL, concentrations >= to the MDL but < RL, if found, are qualified with a "J" flag.

Parameter	Result	RL	MDL	DF	Qual	Units
1,4-Dioxane	ND	2.0	0.40	1		ug/L
Surrogates:	REC (%)	Control Limits			Qual	
Nitrobenzene-d5	89	56-123				

P-03	**06-06-1229-3**	**06/19/06**	**Aqueous**	**06/21/06**	**06/27/06**	**060621L10D**

Parameter	Result	RL	MDL	DF	Qual	Units
1,4-Dioxane	2.0	2.0	0.40	1		ug/L
Surrogates:	REC (%)	Control Limits			Qual	
Nitrobenzene-d5	92	56-123				

MW-11	**06-06-1229-4**	**06/19/06**	**Aqueous**	**06/21/06**	**06/27/06**	**060621L10D**

Comment(s): -Results were evaluated to the MDL, concentrations >= to the MDL but < RL, if found, are qualified with a "J" flag.

Parameter	Result	RL	MDL	DF	Qual	Units
1,4-Dioxane	ND	2.0	0.40	1		ug/L
Surrogates:	REC (%)	Control Limits			Qual	
Nitrobenzene-d5	93	56-123				

OW-08	**06-06-1229-5**	**06/19/06**	**Aqueous**	**06/21/06**	**06/27/06**	**060621L10D**

Comment(s): -Results were evaluated to the MDL, concentrations >= to the MDL but < RL, if found, are qualified with a "J" flag.

Parameter	Result	RL	MDL	DF	Qual	Units
1,4-Dioxane	ND	2.0	0.40	1		ug/L
Surrogates:	REC (%)	Control Limits			Qual	
Nitrobenzene-d5	93	56-123				

Method Blank	**099-09-004-594**	**N/A**	**Aqueous**	**06/21/06**	**06/26/06**	**060621L10D**

Comment(s): -Results were evaluated to the MDL, concentrations >= to the MDL but < RL, if found, are qualified with a "J" flag.

Parameter	Result	RL	MDL	DF	Qual	Units
1,4-Dioxane	ND	2.0	0.40	1		ug/L
Surrogates:	REC (%)	Control Limits			Qual	
Nitrobenzene-d5	84	56-123				

RL - Reporting Limit , DF - Dilution Factor , Qual - Qualifiers

Calscience Environmental Laboratories, Inc.

Analytical Report

Tetra Tech, Inc.	Date Received:	06/20/06
348 West Hospitality Lane, Ste 100	Work Order No:	06-06-1229
San Bernardino, CA 92408-3216	Preparation:	EPA 5030B
	Method:	EPA 8260B
	Units:	ug/L
Project: LMC Beaumont Site 1 / TC #18086-02		Page 1 of 6

Client Sample Number	Lab Sample Number	Date Collected	Matrix	Date Prepared	Date Analyzed	QC Batch ID
LTB-061906	**06-06-1229-1**	**06/19/06**	**Aqueous**	**06/23/06**	**06/23/06**	**060623L01**

Comment(s): -Results were evaluated to the MDL, concentrations >= to the MDL but < RL, if found, are qualified with a "J" flag.

Parameter	Result	RL	MDL	DF	Qual	Parameter	Result	RL	MDL	DF	Qual
Acetone	7.5	10.0	6.1	1	J	1,3-Dichloropropane	ND	1.0	0.30	1	
Benzene	ND	0.50	0.26	1		2,2-Dichloropropane	ND	1.0	0.40	1	
Bromobenzene	ND	1.0	0.47	1		1,1-Dichloropropene	ND	1.0	0.21	1	
Bromochloromethane	ND	1.0	0.68	1		c-1,3-Dichloropropene	ND	0.50	0.45	1	
Bromodichloromethane	ND	1.0	0.27	1		t-1,3-Dichloropropene	ND	0.50	0.31	1	
Bromoform	ND	1.0	0.62	1		Ethylbenzene	ND	1.0	0.17	1	
Bromomethane	ND	10	2.9	1		2-Hexanone	ND	10	1.9	1	
2-Butanone	ND	10	4.2	1		Isopropylbenzene	ND	1.0	0.24	1	
n-Butylbenzene	ND	1.0	0.29	1		p-Isopropyltoluene	ND	1.0	0.21	1	
sec-Butylbenzene	ND	1.0	0.21	1		Methylene Chloride	5.5	10.0	2.6	1	J,B
tert-Butylbenzene	ND	1.0	0.17	1		4-Methyl-2-Pentanone	ND	10	2.4	1	
Carbon Disulfide	ND	10	1.0	1		Naphthalene	ND	10	0.95	1	
Carbon Tetrachloride	ND	0.50	0.42	1		n-Propylbenzene	ND	1.0	0.30	1	
Chlorobenzene	ND	1.0	0.36	1		Styrene	ND	1.0	0.29	1	
Chloroethane	ND	1.0	0.52	1		1,1,1,2-Tetrachloroethane	ND	1.0	0.37	1	
Chloroform	ND	1.0	0.22	1		1,1,2,2-Tetrachloroethane	ND	1.0	0.37	1	
Chloromethane	ND	10	1.8	1		Tetrachloroethene	ND	1.0	0.29	1	
2-Chlorotoluene	ND	1.0	0.24	1		Toluene	ND	1.0	0.35	1	
4-Chlorotoluene	ND	1.0	0.30	1		1,2,3-Trichlorobenzene	ND	1.0	0.39	1	
Dibromochloromethane	ND	1.0	0.45	1		1,2,4-Trichlorobenzene	ND	1.0	0.35	1	
1,2-Dibromo-3-Chloropropane	ND	5.0	2.5	1		1,1,1-Trichloroethane	ND	1.0	0.32	1	
1,2-Dibromoethane	ND	1.0	0.81	1		1,1,2-Trichloro-1,2,2-Trifluoroethane	ND	10	0.54	1	
Dibromomethane	ND	1.0	0.42	1		1,1,2-Trichloroethane	ND	1.0	0.54	1	
1,2-Dichlorobenzene	ND	1.0	0.24	1		Trichloroethene	ND	1.0	0.30	1	
1,3-Dichlorobenzene	ND	1.0	0.38	1		Trichlorofluoromethane	ND	10	0.36	1	
1,4-Dichlorobenzene	ND	1.0	0.30	1		1,2,3-Trichloropropane	ND	5.0	2.3	1	
Dichlorodifluoromethane	ND	1.0	0.27	1		1,2,4-Trimethylbenzene	ND	1.0	0.26	1	
1,1-Dichloroethane	ND	1.0	0.53	1		1,3,5-Trimethylbenzene	ND	1.0	0.19	1	
1,2-Dichloroethane	ND	0.50	0.22	1		Vinyl Acetate	ND	10	3.2	1	
1,1-Dichloroethene	ND	1.0	0.31	1		Vinyl Chloride	ND	0.50	0.33	1	
c-1,2-Dichloroethene	ND	1.0	0.35	1		p/m-Xylene	ND	1.0	0.38	1	
t-1,2-Dichloroethene	ND	1.0	0.29	1		o-Xylene	ND	1.0	0.21	1	
1,2-Dichloropropane	ND	1.0	0.28	1		Methyl-t-Butyl Ether (MTBE)	ND	1.0	0.29	1	

Surrogates:	REC (%)	Control Limits	Qual	Surrogates:	REC (%)	Control Limits	Qual
Dibromofluoromethane	113	74-140		1,2-Dichloroethane-d4	119	74-146	
Toluene-d8	92	88-112		1,4-Bromofluorobenzene	86	74-110	

RL - Reporting Limit , DF - Dilution Factor , Qual - Qualifiers

Calscience Environmental Laboratories, Inc.

Analytical Report

Tetra Tech, Inc.	Date Received:	06/20/06
348 West Hospitality Lane, Ste 100	Work Order No:	06-06-1229
San Bernardino, CA 92408-3216	Preparation:	EPA 5030B
	Method:	EPA 8260B
	Units:	ug/L
Project: LMC Beaumont Site 1 / TC #18086-02		Page 2 of 6

Client Sample Number	Lab Sample Number	Date Collected	Matrix	Date Prepared	Date Analyzed	QC Batch ID
LEB-061906-GP	**06-06-1229-2**	**06/19/06**	**Aqueous**	**06/23/06**	**06/23/06**	**060623L01**

Comment(s): -Results were evaluated to the MDL, concentrations >= to the MDL but < RL, if found, are qualified with a "J" flag.

Parameter	Result	RL	MDL	DF	Qual	Parameter	Result	RL	MDL	DF	Qual
Acetone	16	10	6.1	1		1,3-Dichloropropane	ND	1.0	0.30	1	
Benzene	ND	0.50	0.26	1		2,2-Dichloropropane	ND	1.0	0.40	1	
Bromobenzene	ND	1.0	0.47	1		1,1-Dichloropropene	ND	1.0	0.21	1	
Bromochloromethane	ND	1.0	0.68	1		c-1,3-Dichloropropene	ND	0.50	0.45	1	
Bromodichloromethane	ND	1.0	0.27	1		t-1,3-Dichloropropene	ND	0.50	0.31	1	
Bromoform	ND	1.0	0.62	1		Ethylbenzene	ND	1.0	0.17	1	
Bromomethane	ND	10	2.9	1		2-Hexanone	ND	10	1.9	1	
2-Butanone	ND	10	4.2	1		Isopropylbenzene	ND	1.0	0.24	1	
n-Butylbenzene	ND	1.0	0.29	1		p-Isopropyltoluene	ND	1.0	0.21	1	
sec-Butylbenzene	ND	1.0	0.21	1		Methylene Chloride	3.1	10.0	2.6	1	J,B
tert-Butylbenzene	ND	1.0	0.17	1		4-Methyl-2-Pentanone	ND	10	2.4	1	
Carbon Disulfide	ND	10	1.0	1		Naphthalene	ND	10	0.95	1	
Carbon Tetrachloride	ND	0.50	0.42	1		n-Propylbenzene	ND	1.0	0.30	1	
Chlorobenzene	ND	1.0	0.36	1		Styrene	ND	1.0	0.29	1	
Chloroethane	ND	1.0	0.52	1		1,1,1,2-Tetrachloroethane	ND	1.0	0.37	1	
Chloroform	0.38	1.0	0.22	1	J	1,1,2,2-Tetrachloroethane	ND	1.0	0.37	1	
Chloromethane	ND	10	1.8	1		Tetrachloroethene	ND	1.0	0.29	1	
2-Chlorotoluene	ND	1.0	0.24	1		Toluene	ND	1.0	0.35	1	
4-Chlorotoluene	ND	1.0	0.30	1		1,2,3-Trichlorobenzene	ND	1.0	0.39	1	
Dibromochloromethane	ND	1.0	0.45	1		1,2,4-Trichlorobenzene	ND	1.0	0.35	1	
1,2-Dibromo-3-Chloropropane	ND	5.0	2.5	1		1,1,1-Trichloroethane	ND	1.0	0.32	1	
1,2-Dibromoethane	ND	1.0	0.81	1		1,1,2-Trichloro-1,2,2-Trifluoroethane	ND	10	0.54	1	
Dibromomethane	ND	1.0	0.42	1		1,1,2-Trichloroethane	ND	1.0	0.54	1	
1,2-Dichlorobenzene	ND	1.0	0.24	1		Trichloroethene	ND	1.0	0.30	1	
1,3-Dichlorobenzene	ND	1.0	0.38	1		Trichlorofluoromethane	ND	10	0.36	1	
1,4-Dichlorobenzene	ND	1.0	0.30	1		1,2,3-Trichloropropane	ND	5.0	2.3	1	
Dichlorodifluoromethane	ND	1.0	0.27	1		1,2,4-Trimethylbenzene	ND	1.0	0.26	1	
1,1-Dichloroethane	ND	1.0	0.53	1		1,3,5-Trimethylbenzene	ND	1.0	0.19	1	
1,2-Dichloroethane	ND	0.50	0.22	1		Vinyl Acetate	ND	10	3.2	1	
1,1-Dichloroethene	ND	1.0	0.31	1		Vinyl Chloride	ND	0.50	0.33	1	
c-1,2-Dichloroethene	ND	1.0	0.35	1		p/m-Xylene	ND	1.0	0.38	1	
t-1,2-Dichloroethene	ND	1.0	0.29	1		o-Xylene	ND	1.0	0.21	1	
1,2-Dichloropropane	ND	1.0	0.28	1		Methyl-t-Butyl Ether (MTBE)	ND	1.0	0.29	1	

Surrogates:	REC (%)	Control Limits	Qual	Surrogates:	REC (%)	Control Limits	Qual
Dibromofluoromethane	113	74-140		1,2-Dichloroethane-d4	116	74-146	
Toluene-d8	94	88-112		1,4-Bromofluorobenzene	87	74-110	

RL - Reporting Limit , DF - Dilution Factor , Qual - Qualifiers

Calscience Environmental Laboratories, Inc.

Analytical Report

Tetra Tech, Inc.	Date Received:	06/20/06
348 West Hospitality Lane, Ste 100	Work Order No:	06-06-1229
San Bernardino, CA 92408-3216	Preparation:	EPA 5030B
	Method:	EPA 8260B
	Units:	ug/L
Project: LMC Beaumont Site 1 / TC #18086-02		Page 3 of 6

Client Sample Number	Lab Sample Number	Date Collected	Matrix	Date Prepared	Date Analyzed	QC Batch ID
P-03	**06-06-1229-3**	**06/19/06**	**Aqueous**	**06/23/06**	**06/23/06**	**060623L01**

Comment(s): -Results were evaluated to the MDL, concentrations >= to the MDL but < RL, if found, are qualified with a "J" flag.

Parameter	Result	RL	MDL	DF	Qual	Parameter	Result	RL	MDL	DF	Qual
Acetone	7.5	10.0	6.1	1	J	1,3-Dichloropropane	ND	1.0	0.30	1	
Benzene	ND	0.50	0.26	1		2,2-Dichloropropane	ND	1.0	0.40	1	
Bromobenzene	ND	1.0	0.47	1		1,1-Dichloropropene	ND	1.0	0.21	1	
Bromochloromethane	ND	1.0	0.68	1		c-1,3-Dichloropropene	ND	0.50	0.45	1	
Bromodichloromethane	ND	1.0	0.27	1		t-1,3-Dichloropropene	ND	0.50	0.31	1	
Bromoform	ND	1.0	0.62	1		Ethylbenzene	ND	1.0	0.17	1	
Bromomethane	ND	10	2.9	1		2-Hexanone	ND	10	1.9	1	
2-Butanone	ND	10	4.2	1		Isopropylbenzene	ND	1.0	0.24	1	
n-Butylbenzene	ND	1.0	0.29	1		p-Isopropyltoluene	ND	1.0	0.21	1	
sec-Butylbenzene	ND	1.0	0.21	1		Methylene Chloride	3.2	10.0	2.6	1	J,B
tert-Butylbenzene	ND	1.0	0.17	1		4-Methyl-2-Pentanone	ND	10	2.4	1	
Carbon Disulfide	ND	10	1.0	1		Naphthalene	ND	10	0.95	1	
Carbon Tetrachloride	ND	0.50	0.42	1		n-Propylbenzene	ND	1.0	0.30	1	
Chlorobenzene	ND	1.0	0.36	1		Styrene	ND	1.0	0.29	1	
Chloroethane	ND	1.0	0.52	1		1,1,1,2-Tetrachloroethane	ND	1.0	0.37	1	
Chloroform	ND	1.0	0.22	1		1,1,2,2-Tetrachloroethane	ND	1.0	0.37	1	
Chloromethane	ND	10	1.8	1		Tetrachloroethene	ND	1.0	0.29	1	
2-Chlorotoluene	ND	1.0	0.24	1		Toluene	ND	1.0	0.35	1	
4-Chlorotoluene	ND	1.0	0.30	1		1,2,3-Trichlorobenzene	ND	1.0	0.39	1	
Dibromochloromethane	ND	1.0	0.45	1		1,2,4-Trichlorobenzene	ND	1.0	0.35	1	
1,2-Dibromo-3-Chloropropane	ND	5.0	2.5	1		1,1,1-Trichloroethane	ND	1.0	0.32	1	
1,2-Dibromoethane	ND	1.0	0.81	1		1,1,2-Trichloro-1,2,2-Trifluoroethane	ND	10	0.54	1	
Dibromomethane	ND	1.0	0.42	1		1,1,2-Trichloroethane	ND	1.0	0.54	1	
1,2-Dichlorobenzene	ND	1.0	0.24	1		Trichloroethene	ND	1.0	0.30	1	
1,3-Dichlorobenzene	ND	1.0	0.38	1		Trichlorofluoromethane	ND	10	0.36	1	
1,4-Dichlorobenzene	ND	1.0	0.30	1		1,2,3-Trichloropropane	ND	5.0	2.3	1	
Dichlorodifluoromethane	ND	1.0	0.27	1		1,2,4-Trimethylbenzene	ND	1.0	0.26	1	
1,1-Dichloroethane	ND	1.0	0.53	1		1,3,5-Trimethylbenzene	ND	1.0	0.19	1	
1,2-Dichloroethane	ND	0.50	0.22	1		Vinyl Acetate	ND	10	3.2	1	
1,1-Dichloroethene	ND	1.0	0.31	1		Vinyl Chloride	ND	0.50	0.33	1	
c-1,2-Dichloroethene	ND	1.0	0.35	1		p/m-Xylene	ND	1.0	0.38	1	
t-1,2-Dichloroethene	ND	1.0	0.29	1		o-Xylene	ND	1.0	0.21	1	
1,2-Dichloropropane	ND	1.0	0.28	1		Methyl-t-Butyl Ether (MTBE)	ND	1.0	0.29	1	

Surrogates:	REC (%)	Control Limits	Qual	Surrogates:	REC (%)	Control Limits	Qual
Dibromofluoromethane	115	74-140		1,2-Dichloroethane-d4	117	74-146	
Toluene-d8	91	88-112		1,4-Bromofluorobenzene	86	74-110	

RL - Reporting Limit , DF - Dilution Factor , Qual - Qualifiers

Calscience Environmental Laboratories, Inc.

Analytical Report

Tetra Tech, Inc.
348 West Hospitality Lane, Ste 100
San Bernardino, CA 92408-3216

Date Received:	06/20/06
Work Order No:	06-06-1229
Preparation:	EPA 5030B
Method:	EPA 8260B
Units:	ug/L

Project: LMC Beaumont Site 1 / TC #18086-02

Client Sample Number	Lab Sample Number	Date Collected	Matrix	Date Prepared	Date Analyzed	QC Batch ID
MW-11	**06-06-1229-4**	**06/19/06**	**Aqueous**	**06/23/06**	**06/23/06**	**060623L01**

Comment(s): -Results were evaluated to the MDL, concentrations >= to the MDL but < RL, if found, are qualified with a "J" flag.

Parameter	Result	RL	MDL	DF	Qual	Parameter	Result	RL	MDL	DF	Qual
Acetone	9.8	10.0	6.1	1	J	1,3-Dichloropropane	ND	1.0	0.30	1	
Benzene	ND	0.50	0.26	1		2,2-Dichloropropane	ND	1.0	0.40	1	
Bromobenzene	ND	1.0	0.47	1		1,1-Dichloropropene	ND	1.0	0.21	1	
Bromochloromethane	ND	1.0	0.68	1		c-1,3-Dichloropropene	ND	0.50	0.45	1	
Bromodichloromethane	ND	1.0	0.27	1		t-1,3-Dichloropropene	ND	0.50	0.31	1	
Bromoform	ND	1.0	0.62	1		Ethylbenzene	ND	1.0	0.17	1	
Bromomethane	ND	10	2.9	1		2-Hexanone	ND	10	1.9	1	
2-Butanone	ND	10	4.2	1		Isopropylbenzene	ND	1.0	0.24	1	
n-Butylbenzene	ND	1.0	0.29	1		p-Isopropyltoluene	ND	1.0	0.21	1	
sec-Butylbenzene	ND	1.0	0.21	1		Methylene Chloride	3.1	10.0	2.6	1	J,B
tert-Butylbenzene	ND	1.0	0.17	1		4-Methyl-2-Pentanone	ND	10	2.4	1	
Carbon Disulfide	ND	10	1.0	1		Naphthalene	ND	10	0.95	1	
Carbon Tetrachloride	ND	0.50	0.42	1		n-Propylbenzene	ND	1.0	0.30	1	
Chlorobenzene	ND	1.0	0.36	1		Styrene	ND	1.0	0.29	1	
Chloroethane	ND	1.0	0.52	1		1,1,1,2-Tetrachloroethane	ND	1.0	0.37	1	
Chloroform	ND	1.0	0.22	1		1,1,2,2-Tetrachloroethane	ND	1.0	0.37	1	
Chloromethane	ND	10	1.8	1		Tetrachloroethene	ND	1.0	0.29	1	
2-Chlorotoluene	ND	1.0	0.24	1		Toluene	ND	1.0	0.35	1	
4-Chlorotoluene	ND	1.0	0.30	1		1,2,3-Trichlorobenzene	ND	1.0	0.39	1	
Dibromochloromethane	ND	1.0	0.45	1		1,2,4-Trichlorobenzene	ND	1.0	0.35	1	
1,2-Dibromo-3-Chloropropane	ND	5.0	2.5	1		1,1,1-Trichloroethane	ND	1.0	0.32	1	
1,2-Dibromoethane	ND	1.0	0.81	1		1,1,2-Trichloro-1,2,2-Trifluoroethane	ND	10	0.54	1	
Dibromomethane	ND	1.0	0.42	1		1,1,2-Trichloroethane	ND	1.0	0.54	1	
1,2-Dichlorobenzene	ND	1.0	0.24	1		Trichloroethene	ND	1.0	0.30	1	
1,3-Dichlorobenzene	ND	1.0	0.38	1		Trichlorofluoromethane	ND	10	0.36	1	
1,4-Dichlorobenzene	ND	1.0	0.30	1		1,2,3-Trichloropropane	ND	5.0	2.3	1	
Dichlorodifluoromethane	ND	1.0	0.27	1		1,2,4-Trimethylbenzene	ND	1.0	0.26	1	
1,1-Dichloroethane	ND	1.0	0.53	1		1,3,5-Trimethylbenzene	ND	1.0	0.19	1	
1,2-Dichloroethane	ND	0.50	0.22	1		Vinyl Acetate	ND	10	3.2	1	
1,1-Dichloroethene	ND	1.0	0.31	1		Vinyl Chloride	ND	0.50	0.33	1	
c-1,2-Dichloroethene	ND	1.0	0.35	1		p/m-Xylene	ND	1.0	0.38	1	
t-1,2-Dichloroethene	ND	1.0	0.29	1		o-Xylene	ND	1.0	0.21	1	
1,2-Dichloropropane	ND	1.0	0.28	1		Methyl-t-Butyl Ether (MTBE)	ND	1.0	0.29	1	

Surrogates:	REC (%)	Control Limits	Qual	Surrogates:	REC (%)	Control Limits	Qual
Dibromofluoromethane	113	74-140		1,2-Dichloroethane-d4	118	74-146	
Toluene-d8	94	88-112		1,4-Bromofluorobenzene	87	74-110	

RL - Reporting Limit , DF - Dilution Factor , Qual - Qualifiers

Calscience Environmental Laboratories, Inc.

Analytical Report

Tetra Tech, Inc.	Date Received:	06/20/06
348 West Hospitality Lane, Ste 100	Work Order No:	06-06-1229
San Bernardino, CA 92408-3216	Preparation:	EPA 5030B
	Method:	EPA 8260B
	Units:	ug/L
Project: LMC Beaumont Site 1 / TC #18086-02		Page 5 of 6

Client Sample Number	Lab Sample Number	Date Collected	Matrix	Date Prepared	Date Analyzed	QC Batch ID
OW-08	**06-06-1229-5**	**06/19/06**	**Aqueous**	**06/23/06**	**06/23/06**	**060623L01**

Comment(s): -Results were evaluated to the MDL, concentrations >= to the MDL but < RL, if found, are qualified with a "J" flag.

Parameter	Result	RL	MDL	DF	Qual	Parameter	Result	RL	MDL	DF	Qual
Acetone	10	10	6.1	1		1,3-Dichloropropane	ND	1.0	0.30	1	
Benzene	ND	0.50	0.26	1		2,2-Dichloropropane	ND	1.0	0.40	1	
Bromobenzene	ND	1.0	0.47	1		1,1-Dichloropropene	ND	1.0	0.21	1	
Bromochloromethane	ND	1.0	0.68	1		c-1,3-Dichloropropene	ND	0.50	0.45	1	
Bromodichloromethane	ND	1.0	0.27	1		t-1,3-Dichloropropene	ND	0.50	0.31	1	
Bromoform	ND	1.0	0.62	1		Ethylbenzene	ND	1.0	0.17	1	
Bromomethane	ND	10	2.9	1		2-Hexanone	ND	10	1.9	1	
2-Butanone	ND	10	4.2	1		Isopropylbenzene	ND	1.0	0.24	1	
n-Butylbenzene	ND	1.0	0.29	1		p-Isopropyltoluene	ND	1.0	0.21	1	
sec-Butylbenzene	ND	1.0	0.21	1		Methylene Chloride	3.4	10.0	2.6	1	J,B
tert-Butylbenzene	ND	1.0	0.17	1		4-Methyl-2-Pentanone	ND	10	2.4	1	
Carbon Disulfide	ND	10	1.0	1		Naphthalene	ND	10	0.95	1	
Carbon Tetrachloride	ND	0.50	0.42	1		n-Propylbenzene	ND	1.0	0.30	1	
Chlorobenzene	ND	1.0	0.36	1		Styrene	ND	1.0	0.29	1	
Chloroethane	ND	1.0	0.52	1		1,1,1,2-Tetrachloroethane	ND	1.0	0.37	1	
Chloroform	ND	1.0	0.22	1		1,1,2,2-Tetrachloroethane	ND	1.0	0.37	1	
Chloromethane	ND	10	1.8	1		Tetrachloroethene	ND	1.0	0.29	1	
2-Chlorotoluene	ND	1.0	0.24	1		Toluene	ND	1.0	0.35	1	
4-Chlorotoluene	ND	1.0	0.30	1		1,2,3-Trichlorobenzene	ND	1.0	0.39	1	
Dibromochloromethane	ND	1.0	0.45	1		1,2,4-Trichlorobenzene	ND	1.0	0.35	1	
1,2-Dibromo-3-Chloropropane	ND	5.0	2.5	1		1,1,1-Trichloroethane	ND	1.0	0.32	1	
1,2-Dibromoethane	ND	1.0	0.81	1		1,1,2-Trichloro-1,2,2-Trifluoroethane	ND	10	0.54	1	
Dibromomethane	ND	1.0	0.42	1		1,1,2-Trichloroethane	ND	1.0	0.54	1	
1,2-Dichlorobenzene	ND	1.0	0.24	1		Trichloroethene	ND	1.0	0.30	1	
1,3-Dichlorobenzene	ND	1.0	0.38	1		Trichlorofluoromethane	ND	10	0.36	1	
1,4-Dichlorobenzene	ND	1.0	0.30	1		1,2,3-Trichloropropane	ND	5.0	2.3	1	
Dichlorodifluoromethane	ND	1.0	0.27	1		1,2,4-Trimethylbenzene	ND	1.0	0.26	1	
1,1-Dichloroethane	ND	1.0	0.53	1		1,3,5-Trimethylbenzene	ND	1.0	0.19	1	
1,2-Dichloroethane	ND	0.50	0.22	1		Vinyl Acetate	ND	10	3.2	1	
1,1-Dichloroethene	ND	1.0	0.31	1		Vinyl Chloride	ND	0.50	0.33	1	
c-1,2-Dichloroethene	ND	1.0	0.35	1		p/m-Xylene	ND	1.0	0.38	1	
t-1,2-Dichloroethene	ND	1.0	0.29	1		o-Xylene	ND	1.0	0.21	1	
1,2-Dichloropropane	ND	1.0	0.28	1		Methyl-t-Butyl Ether (MTBE)	ND	1.0	0.29	1	

Surrogates:	REC (%)	Control Limits	Qual	Surrogates:	REC (%)	Control Limits	Qual
Dibromofluoromethane	116	74-140		1,2-Dichloroethane-d4	122	74-146	
Toluene-d8	94	88-112		1,4-Bromofluorobenzene	85	74-110	

RL - Reporting Limit , DF - Dilution Factor , Qual - Qualifiers

Calscience Environmental Laboratories, Inc.

Analytical Report

Tetra Tech, Inc.	Date Received:	06/20/06
348 West Hospitality Lane, Ste 100	Work Order No:	06-06-1229
San Bernardino, CA 92408-3216	Preparation:	EPA 5030B
	Method:	EPA 8260B
	Units:	ug/L
Project: LMC Beaumont Site 1 / TC #18086-02		Page 6 of 6

Client Sample Number	Lab Sample Number	Date Collected	Matrix	Date Prepared	Date Analyzed	QC Batch ID
Method Blank	**099-10-006-18,344**	**N/A**	**Aqueous**	**06/23/06**	**06/23/06**	**060623L01**

Comment(s): -Results were evaluated to the MDL, concentrations >= to the MDL but < RL, if found, are qualified with a "J" flag.

Parameter	Result	RL	MDL	DF	Qual	Parameter	Result	RL	MDL	DF	Qual
Acetone	ND	10	6.1	1		1,3-Dichloropropane	ND	1.0	0.30	1	
Benzene	ND	0.50	0.26	1		2,2-Dichloropropane	ND	1.0	0.40	1	
Bromobenzene	ND	1.0	0.47	1		1,1-Dichloropropene	ND	1.0	0.21	1	
Bromochloromethane	ND	1.0	0.68	1		c-1,3-Dichloropropene	ND	0.50	0.45	1	
Bromodichloromethane	ND	1.0	0.27	1		t-1,3-Dichloropropene	ND	0.50	0.31	1	
Bromoform	ND	1.0	0.62	1		Ethylbenzene	ND	1.0	0.17	1	
Bromomethane	ND	10	2.9	1		2-Hexanone	ND	10	1.9	1	
2-Butanone	ND	10	4.2	1		Isopropylbenzene	ND	1.0	0.24	1	
n-Butylbenzene	ND	1.0	0.29	1		p-Isopropyltoluene	ND	1.0	0.21	1	
sec-Butylbenzene	ND	1.0	0.21	1		Methylene Chloride	4.1	10.0	2.6	1	J
tert-Butylbenzene	ND	1.0	0.17	1		4-Methyl-2-Pentanone	ND	10	2.4	1	
Carbon Disulfide	ND	10	1.0	1		Naphthalene	ND	10	0.95	1	
Carbon Tetrachloride	ND	0.50	0.42	1		n-Propylbenzene	ND	1.0	0.30	1	
Chlorobenzene	ND	1.0	0.36	1		Styrene	ND	1.0	0.29	1	
Chloroethane	ND	1.0	0.52	1		1,1,1,2-Tetrachloroethane	ND	1.0	0.37	1	
Chloroform	ND	1.0	0.22	1		1,1,2,2-Tetrachloroethane	ND	1.0	0.37	1	
Chloromethane	ND	10	1.8	1		Tetrachloroethene	ND	1.0	0.29	1	
2-Chlorotoluene	ND	1.0	0.24	1		Toluene	ND	1.0	0.35	1	
4-Chlorotoluene	ND	1.0	0.30	1		1,2,3-Trichlorobenzene	ND	1.0	0.39	1	
Dibromochloromethane	ND	1.0	0.45	1		1,2,4-Trichlorobenzene	ND	1.0	0.35	1	
1,2-Dibromo-3-Chloropropane	ND	5.0	2.5	1		1,1,1-Trichloroethane	ND	1.0	0.32	1	
1,2-Dibromoethane	ND	1.0	0.81	1		1,1,2-Trichloro-1,2,2-Trifluoroethane	ND	10	0.54	1	
Dibromomethane	ND	1.0	0.42	1		1,1,2-Trichloroethane	ND	1.0	0.54	1	
1,2-Dichlorobenzene	ND	1.0	0.24	1		Trichloroethene	ND	1.0	0.30	1	
1,3-Dichlorobenzene	ND	1.0	0.38	1		Trichlorofluoromethane	ND	10	0.36	1	
1,4-Dichlorobenzene	ND	1.0	0.30	1		1,2,3-Trichloropropane	ND	5.0	2.3	1	
Dichlorodifluoromethane	ND	1.0	0.27	1		1,2,4-Trimethylbenzene	ND	1.0	0.26	1	
1,1-Dichloroethane	ND	1.0	0.53	1		1,3,5-Trimethylbenzene	ND	1.0	0.19	1	
1,2-Dichloroethane	ND	0.50	0.22	1		Vinyl Acetate	ND	10	3.2	1	
1,1-Dichloroethene	ND	1.0	0.31	1		Vinyl Chloride	ND	0.50	0.33	1	
c-1,2-Dichloroethene	ND	1.0	0.35	1		p/m-Xylene	ND	1.0	0.38	1	
t-1,2-Dichloroethene	ND	1.0	0.29	1		o-Xylene	ND	1.0	0.21	1	
1,2-Dichloropropane	ND	1.0	0.28	1		Methyl-t-Butyl Ether (MTBE)	ND	1.0	0.29	1	

Surrogates:	REC (%)	Control Limits	Qual	Surrogates:	REC (%)	Control Limits	Qual
Dibromofluoromethane	108	74-140		1,2-Dichloroethane-d4	110	74-146	
Toluene-d8	95	88-112		1,4-Bromofluorobenzene	90	74-110	

RL - Reporting Limit , DF - Dilution Factor , Qual - Qualifiers

Calscience Environmental Laboratories, Inc.

EPA 8260B Tentatively Identified Compound List

Work Order	CEL Sample	Client ID	Q	Compound	CAS NUMBER	RT	On Column Conc. ug/L	Estimated Conc. ug/L
06-06-1229				No TICs found for all samples				

Q Qualifier
RT Retention Time

7440 Lincoln Way, Garden Grove, CA 92841-1432 • TEL: (714) 895-5494 • FAX: (714) 894-7501

Calscience Environmental Laboratories, Inc.

Analytical Report

Tetra Tech, Inc.
348 West Hospitality Lane, Ste 100
San Bernardino, CA 92408-3216

Date Received: 06/20/06
Work Order No: 06-06-1229

Project: LMC Beaumont Site 1 / TC #18086-02

Client Sample Number	Lab Sample Number	Date Collected	Matrix
LEB-061906-GP	**06-06-1229-2**	**06/19/06**	**Aqueous**

Comment(s): (1) Results were evaluated to the MDL, concentrations >= to the MDL but < RL, if found, are qualified with a "J" flag.

Parameter	Result	RL	MDL	DF	Qual	Units	Date Prepared	Date Analyzed	Method
Perchlorate (1)	ND	2.0	0.43	1		ug/L	N/A	06/23/06	EPA 314.0

Client Sample Number	Lab Sample Number	Date Collected	Matrix
P-03	**06-06-1229-3**	**06/19/06**	**Aqueous**

Comment(s): (1) Results were evaluated to the MDL, concentrations >= to the MDL but < RL, if found, are qualified with a "J" flag.

Parameter	Result	RL	MDL	DF	Qual	Units	Date Prepared	Date Analyzed	Method
Perchlorate (1)	ND	2.0	0.43	1		ug/L	N/A	06/23/06	EPA 314.0

Client Sample Number	Lab Sample Number	Date Collected	Matrix
MW-11	**06-06-1229-4**	**06/19/06**	**Aqueous**

Parameter	Result	RL	MDL	DF	Qual	Units	Date Prepared	Date Analyzed	Method
Perchlorate	2.8	2.0	0.43	1		ug/L	N/A	06/23/06	EPA 314.0

Client Sample Number	Lab Sample Number	Date Collected	Matrix
OW-08	**06-06-1229-5**	**06/19/06**	**Aqueous**

Comment(s): (1) Results were evaluated to the MDL, concentrations >= to the MDL but < RL, if found, are qualified with a "J" flag.

Parameter	Result	RL	MDL	DF	Qual	Units	Date Prepared	Date Analyzed	Method
Perchlorate (1)	ND	2.0	0.43	1		ug/L	N/A	06/23/06	EPA 314.0

Client Sample Number	Lab Sample Number	Date Collected	Matrix
Method Blank		**N/A**	**Aqueous**

Comment(s): (1) Results were evaluated to the MDL, concentrations >= to the MDL but < RL, if found, are qualified with a "J" flag.

Parameter	Result	RL	MDL	DF	Qual	Units	Date Prepared	Date Analyzed	Method
Perchlorate (1)	ND	2.0	0.43	1		ug/L	N/A	06/22/06	EPA 314.0

RL - Reporting Limit , DF - Dilution Factor , Qual - Qualifiers

Calscience Environmental Laboratories, Inc.

Quality Control - Spike/Spike Duplicate

Tetra Tech, Inc.
348 West Hospitality Lane, Ste 100
San Bernardino, CA 92408-3216

Date Received: 06/20/06
Work Order No: 06-06-1229
Preparation: EPA 5030B
Method: EPA 8260B

Project LMC Beaumont Site 1 / TC #18086-02

Quality Control Sample ID	Matrix	Instrument	Date Prepared	Date Analyzed	MS/MSD Batch Number
06-06-1256-1	**Aqueous**	**GC/MS T**	**06/23/06**	**06/23/06**	**060623S01**

Parameter	MS %REC	MSD %REC	%REC CL	RPD	RPD CL	Qualifiers
Benzene	94	95	88-118	0	0-7	
Carbon Tetrachloride	104	104	67-145	0	0-11	
Chlorobenzene	98	97	88-118	1	0-7	
1,2-Dichlorobenzene	97	98	86-116	1	0-8	
1,1-Dichloroethene	93	93	70-130	0	0-25	
Toluene	99	99	87-123	1	0-8	
Trichloroethene	98	98	79-127	0	0-10	
Vinyl Chloride	89	93	69-129	5	0-13	
Methyl-t-Butyl Ether (MTBE)	104	105	71-131	0	0-13	
Tert-Butyl Alcohol (TBA)	104	102	36-168	2	0-45	
Diisopropyl Ether (DIPE)	96	97	81-123	1	0-9	
Ethyl-t-Butyl Ether (ETBE)	100	103	72-126	3	0-12	
Tert-Amyl-Methyl Ether (TAME)	104	105	72-126	2	0-12	
Ethanol	111	106	53-149	4	0-31	

RPD - Relative Percent Difference , CL - Control Limit

Calscience Environmental Laboratories, Inc.

Quality Control - Spike/Spike Duplicate

Tetra Tech, Inc.
348 West Hospitality Lane, Ste 100
San Bernardino, CA 92408-3216

Date Received: N/A
Work Order No: 06-06-1229

Project: LMC Beaumont Site 1 / TC #18086-02

Matrix: Aqueous

Parameter	Method	Quality Control Sample ID	Date Analyzed	Date Extracted	MS% REC	MSD % REC	%REC CL	RPD	RPD CL	Qualifiers
Perchlorate	EPA 314.0	06-06-1253-2	06/23/06	N/A	95	93	80-120	1	0-15	

RPD - Relative Percent Difference , CL - Control Limit

Calscience Environmental Laboratories, Inc.

Quality Control - LCS/LCS Duplicate

ACCREDITED IN ACCORDANCE WITH nelac

Tetra Tech, Inc.		Date Received:	N/A
348 West Hospitality Lane, Ste 100		Work Order No:	06-06-1229
San Bernardino, CA 92408-3216		Preparation:	EPA 3520B
		Method:	EPA 8270C(M) Isotope Dilution

Project: LMC Beaumont Site 1 / TC #18086-02

Quality Control Sample ID	Matrix	Instrument	Date Prepared	Date Analyzed	LCS/LCSD Batch Number
099-09-004-594	**Aqueous**	**GC/MS J**	**06/21/06**	**06/26/06**	**060621L10D**

Parameter	LCS %REC	LCSD %REC	%REC CL	RPD	RPD CL	Qualifiers
1,4-Dioxane	88	88	50-130	1	0-20	

RPD - Relative Percent Difference , CL - Control Limit

Calscience Environmental Laboratories, Inc.

Quality Control - LCS/LCS Duplicate

Tetra Tech, Inc.
348 West Hospitality Lane, Ste 100
San Bernardino, CA 92408-3216

Date Received: N/A
Work Order No: 06-06-1229
Preparation: EPA 5030B
Method: EPA 8260B

Project: LMC Beaumont Site 1 / TC #18086-02

Quality Control Sample ID	Matrix	Instrument	Date Prepared	Date Analyzed	LCS/LCSD Batch Number
099-10-006-18,344	**Aqueous**	**GC/MS T**	**06/23/06**	**06/23/06**	**060623L01**

Parameter	LCS %REC	LCSD %REC	%REC CL	RPD	RPD CL	Qualifiers
Benzene	93	92	84-120	1	0-8	
Carbon Tetrachloride	103	101	63-147	1	0-10	
Chlorobenzene	97	97	89-119	1	0-7	
1,2-Dichlorobenzene	98	97	89-119	2	0-9	
1,1-Dichloroethene	94	92	77-125	1	0-16	
Toluene	98	97	83-125	1	0-9	
Trichloroethene	95	96	89-119	1	0-8	
Vinyl Chloride	97	97	63-135	0	0-13	
Methyl-t-Butyl Ether (MTBE)	102	102	82-118	0	0-13	
Tert-Butyl Alcohol (TBA)	93	95	46-154	2	0-32	
Diisopropyl Ether (DIPE)	99	99	81-123	1	0-11	
Ethyl-t-Butyl Ether (ETBE)	102	102	74-122	0	0-12	
Tert-Amyl-Methyl Ether (TAME)	103	103	76-124	0	0-10	
Ethanol	103	98	60-138	5	0-32	

RPD - Relative Percent Difference , CL - Control Limit

Calscience Environmental Laboratories, Inc.

Quality Control - LCS/LCS Duplicate

Tetra Tech, Inc.
348 West Hospitality Lane, Ste 100
San Bernardino, CA 92408-3216

Date Received: N/A
Work Order No: 06-06-1229

Project: LMC Beaumont Site 1 / TC #18086-02

Matrix: Aqueous

Parameter	Method	Quality Control Sample ID	Date Extracted	Date Analyzed	LCS % REC	LCSD % REC	%REC CL	RPD	RPD CL	Qual
Perchlorate	EPA 314.0	099-05-203-422	N/A	06/22/06	103	104	85-115	1	0-15	

RPD - Relative Percent Difference , CL - Control Limit

Calscience Environmental Laboratories, Inc.

Glossary of Terms and Qualifiers

Work Order Number: 06-06-1229

Qualifier	Definition
*	See applicable analysis comment.
1	Surrogate compound recovery was out of control due to a required sample dilution, therefore, the sample data was reported without further clarification.
2	Surrogate compound recovery was out of control due to matrix interference. The associated method blank surrogate spike compound was in control and, therefore, the sample data was reported without further clarification.
3	Recovery of the Matrix Spike or Matrix Spike Duplicate compound was out of control due to matrix interference. The associated LCS and/or LCSD was in control and, therefore, the sample data was reported without further clarification.
4	The MS/MSD RPD was out of control due to matrix interference. The LCS/LCSD RPD was in control and, therefore, the sample data was reported without further clarification.
5	The PDS/PDSD associated with this batch of samples was out of control due to a matrix interference effect. The associated batch LCS/LCSD was in control and, hence, the associated sample data was reported with no further corrective action required.
A	Result is the average of all dilutions, as defined by the method.
B	Analyte was present in the associated method blank.
C	Analyte presence was not confirmed on primary column.
E	Concentration exceeds the calibration range.
H	Sample received and/or analyzed past the recommended holding time.
J	Analyte was detected at a concentration below the reporting limit and above the laboratory method detection limit. Reported value is estimated.
N	Nontarget Analyte.
ND	Parameter not detected at the indicated reporting limit.
Q	Spike recovery and RPD control limits do not apply resulting from the parameter concentration in the sample exceeding the spike concentration by a factor of four or greater.
U	Undetected at the laboratory method detection limit.
X	% Recovery and/or RPD out-of-range.
Z	Analyte presence was not confirmed by second column or GC/MS analysis.

TETRA TECH, INC.
348 W. Hospitality Lane, Suite 100
San Bernardino, California 92408
Telephone: (909) 381-1674
FAX: (909) 889-1391

SHIP TO: Calscience (via Courier)

CHAIN OF CUSTODY RECORD

1229

DATE 06/19/2006 PAGE 1 OF 1

CLIENT: Tetra Tech
PROJECT NAME: LMC Beaumont Site 1 ~~18086~~
PROJECT MANAGER: Brenda Meyer
TC #: 18086-02
SAMPLERS (Signatures)

TURN-AROUND TIME: Standard

OBSERVATIONS/COMMENTS: Report all data to the MDL

PARAMETERS

LINE ITEM	SAMPLE NO.	DATE	TIME	VOCs/tic search (SW8260B)	Perchlorate (314.0)	1,4-Dioxane (SW8270C mod)	FILTERED/UNFILTERED	MATRIX TYPE	CONTAINER TYPE	NUMBER OF CONTAINERS	PRESERVATIVE
1.	LTB-061906	06/19/2006	0700	X			Un	W	G/P	~~5~~ 2	HCl/ ~~[illegible]~~
2.	LEB-061906-GP	↓	0730	X	X	X	Un	W	G/P	5	HCl/ Na_2SO_4
3.	P-03	↓	1007	X	X	X	Un	W	G/P	5	↓
4.	MW-11	↓	1140	X	X	X	Un	W	G/P	5	↓
5.	OW-08	↓	1312	X	X	X	Un	W	G/P	5	↓
6.											
7.											
8.											
9.											
10.											

FILTERING: ☐ FILTERED ☑ UNFILTERED

MATRIX TYPE: S - Soil, M - Sediment, W - Water

CONTAINER TYPE: G - Glass Bottle/Jar, SS - Stainless Steel Sleeve, SB - Brass Sleeve, P - Plastic Bottle/Jar

PRESERVATIVES: (Water Only) HCL, NR (None required), NaOH, H_2SO_4

RELINQUISHED BY	SIGNATURE	TETRA TECH, INC.	DATE	TIME	TOTAL NUMBER OF CONTAINERS ON THIS CHAIN OF CUSTODY:
David Bertolacci	[signature]		0620	0750	
RECEIVED BY: Keith B Boyer	SIGNATURE: [signature]	COMPANY: Cal Science	DATE: 06-20-06	TIME: 1120	METHOD OF SHIPMENT/SHIPMENT NO.
RELINQUISHED BY: Keith B Boyer	SIGNATURE: [signature]	COMPANY: Cal Science	DATE: 06-20-06	TIME: 1430	Special Shipping/Handling/Storage Requirements:
RECEIVED BY: Sheri Fama	SIGNATURE: [signature]	COMPANY: CBC	DATE: 6-20-06	TIME: 1430	

DISTRIBUTION: White and Pink = Tetra Tech, Inc. Canary = Laboratory

X:\GIS\ATT-MISC\COCR.CDR

Calscience Environmental Laboratories, Inc.

WORK ORDER #: 06 - 06 - 1229

Cooler 1 of 1

SAMPLE RECEIPT FORM

CLIENT: Tetra DATE: 6/20/06

TEMPERATURE – SAMPLES RECEIVED BY:

CALSCIENCE COURIER:

_____ Chilled, cooler with temperature blank provided.
_____ Chilled, cooler without temperature blank.
✓ Chilled and placed in cooler with wet ice.
_____ Ambient and placed in cooler with wet ice.
_____ Ambient temperature.

4.1 °C Temperature blank.

LABORATORY (Other than Calscience Courier):

_____ °C Temperature blank.
_____ °C IR thermometer.
_____ Ambient temperature.

Initial: [illegible]

CUSTODY SEAL INTACT:

Sample(s): _____ Cooler: _____ No (Not Intact) : _____ Not Applicable (N/A): ✓

Initial: [illegible]

SAMPLE CONDITION:

	Yes	No	N/A
Chain-Of-Custody document(s) received with samples	✓		
Sampler's name indicated on COC	✓		
Sample container label(s) consistent with custody papers	✓		
Sample container(s) intact and good condition	✓		
Correct containers and volume for analyses requested	✓		
Proper preservation noted on sample label(s)	✓		
VOA vial(s) free of headspace.	✓		
Tedlar bag(s) free of condensation			✓

Initial: [illegible]

COMMENTS:

Calscience Environmental Laboratories, Inc.

July 06, 2006

Brenda Meyer
Tetra Tech, Inc.
348 West Hospitality Lane, Ste 100
San Bernardino, CA 92408-3216

Subject: **Calscience Work Order No.: 06-06-1354**
Client Reference: LMC Beaumont Site 1 / TC #18086-02

Dear Client:

Enclosed is an analytical report for the above-referenced project. The samples included in this report were received 6/21/2006 and analyzed in accordance with the attached chain-of-custody.

Unless otherwise noted, all analytical testing was accomplished in accordance with the guidelines established in our Quality Systems Manual, applicable standard operating procedures, and other related documentation. The original report of any subcontracted analysis is provided herein, and follows the standard Calscience data package. The results in this analytical report are limited to the samples tested and any reproduction thereof must be made in its entirety.

If you have any questions regarding this report, please do not hesitate to contact the undersigned.

Sincerely,

Calscience Environmental
Laboratories, Inc.
Jason Torres
Project Manager

Calscience Environmental Laboratories, Inc.

Analytical Report

Tetra Tech, Inc.
348 West Hospitality Lane, Ste 100
San Bernardino, CA 92408-3216

Date Received:	06/21/06
Work Order No:	06-06-1354
Preparation:	EPA 3005A Filt.
Method:	EPA 6010B
Units:	mg/L

Project: LMC Beaumont Site 1 / TC #18086-02

Client Sample Number	Lab Sample Number	Date Collected	Matrix	Date Prepared	Date Analyzed	QC Batch ID
LEB-062106-GP	**06-06-1354-2**	**06/21/06**	**Aqueous**	**06/22/06**	**06/23/06**	**060622L04**

Comment(s): -Results were evaluated to the MDL, concentrations >= to the MDL but < RL, if found, are qualified with a "J" flag.

Parameter	Result	RL	MDL	DF	Qual	Parameter	Result	RL	MDL	DF	Qual
Arsenic	ND	0.0100	0.00308	1		Cadmium	ND	0.00500	0.000350	1	
Beryllium	ND	0.00100	0.000176	1		Lead	ND	0.0100	0.00236	1	

Client Sample Number	Lab Sample Number	Date Collected	Matrix	Date Prepared	Date Analyzed	QC Batch ID
P-05	**06-06-1354-5**	**06/21/06**	**Aqueous**	**06/22/06**	**06/23/06**	**060622L04**

Comment(s): -Results were evaluated to the MDL, concentrations >= to the MDL but < RL, if found, are qualified with a "J" flag.

Parameter	Result	RL	MDL	DF	Qual	Parameter	Result	RL	MDL	DF	Qual
Arsenic	ND	0.0100	0.00308	1		Cadmium	ND	0.00500	0.000350	1	
Beryllium	ND	0.00100	0.000176	1		Lead	ND	0.0100	0.00236	1	

Client Sample Number	Lab Sample Number	Date Collected	Matrix	Date Prepared	Date Analyzed	QC Batch ID
P-105	**06-06-1354-6**	**06/21/06**	**Aqueous**	**06/22/06**	**06/23/06**	**060622L04**

Comment(s): -Results were evaluated to the MDL, concentrations >= to the MDL but < RL, if found, are qualified with a "J" flag.

Parameter	Result	RL	MDL	DF	Qual	Parameter	Result	RL	MDL	DF	Qual
Arsenic	ND	0.0100	0.00308	1		Cadmium	ND	0.00500	0.000350	1	
Beryllium	ND	0.00100	0.000176	1		Lead	ND	0.0100	0.00236	1	

RL - Reporting Limit , DF - Dilution Factor , Qual - Qualifiers

Calscience Environmental Laboratories, Inc.

Analytical Report

Tetra Tech, Inc.	Date Received:	06/21/06
348 West Hospitality Lane, Ste 100	Work Order No:	06-06-1354
San Bernardino, CA 92408-3216	Preparation:	EPA 3010A Total
	Method:	EPA 6010B
	Units:	mg/L
Project: LMC Beaumont Site 1 / TC #18086-02		Page 2 of 2

Client Sample Number	Lab Sample Number	Date Collected	Matrix	Date Prepared	Date Analyzed	QC Batch ID
LEB-062106-GP	**06-06-1354-2**	**06/21/06**	**Aqueous**	**06/22/06**	**06/23/06**	**060622L04**

Comment(s): -Results were evaluated to the MDL, concentrations >= to the MDL but < RL, if found, are qualified with a "J" flag.

Parameter	Result	RL	MDL	DF	Qual	Parameter	Result	RL	MDL	DF	Qual
Arsenic	ND	0.0100	0.00308	1		Cadmium	ND	0.00500	0.000350	1	
Beryllium	ND	0.00100	0.000176	1		Lead	ND	0.0100	0.00236	1	

Client Sample Number	Lab Sample Number	Date Collected	Matrix	Date Prepared	Date Analyzed	QC Batch ID
P-05	**06-06-1354-5**	**06/21/06**	**Aqueous**	**06/22/06**	**06/23/06**	**060622L04**

Comment(s): -Results were evaluated to the MDL, concentrations >= to the MDL but < RL, if found, are qualified with a "J" flag.

Parameter	Result	RL	MDL	DF	Qual	Parameter	Result	RL	MDL	DF	Qual
Arsenic	ND	0.0100	0.00308	1		Cadmium	ND	0.00500	0.000350	1	
Beryllium	ND	0.00100	0.000176	1		Lead	ND	0.0100	0.00236	1	

Client Sample Number	Lab Sample Number	Date Collected	Matrix	Date Prepared	Date Analyzed	QC Batch ID
P-105	**06-06-1354-6**	**06/21/06**	**Aqueous**	**06/22/06**	**06/23/06**	**060622L04**

Comment(s): -Results were evaluated to the MDL, concentrations >= to the MDL but < RL, if found, are qualified with a "J" flag.

Parameter	Result	RL	MDL	DF	Qual	Parameter	Result	RL	MDL	DF	Qual
Arsenic	ND	0.0100	0.00308	1		Cadmium	ND	0.00500	0.000350	1	
Beryllium	ND	0.00100	0.000176	1		Lead	ND	0.0100	0.00236	1	

Client Sample Number	Lab Sample Number	Date Collected	Matrix	Date Prepared	Date Analyzed	QC Batch ID
Method Blank	**097-01-003-6,228**	**N/A**	**Aqueous**	**06/22/06**	**06/23/06**	**060622L04**

Comment(s): -Results were evaluated to the MDL, concentrations >= to the MDL but < RL, if found, are qualified with a "J" flag.

Parameter	Result	RL	MDL	DF	Qual	Parameter	Result	RL	MDL	DF	Qual
Arsenic	ND	0.0100	0.00308	1		Cadmium	ND	0.00500	0.000350	1	
Beryllium	ND	0.00100	0.000176	1		Lead	ND	0.0100	0.00236	1	

RL - Reporting Limit , DF - Dilution Factor , Qual - Qualifiers

Calscience Environmental Laboratories, Inc.

Analytical Report

Tetra Tech, Inc.		Date Received:	06/21/06
348 West Hospitality Lane, Ste 100		Work Order No:	06-06-1354
San Bernardino, CA 92408-3216		Preparation:	EPA 3520B
		Method:	EPA 8270C(M) Isotope Dilution

Project: LMC Beaumont Site 1 / TC #18086-02

Client Sample Number	Lab Sample Number	Date Collected	Matrix	Date Prepared	Date Analyzed	QC Batch ID
LEB-062106-GP	**06-06-1354-2**	**06/21/06**	**Aqueous**	**06/27/06**	**06/30/06**	**060627L07**

Comment(s): -Results were evaluated to the MDL, concentrations >= to the MDL but < RL, if found, are qualified with a "J" flag.

Parameter	Result	RL	MDL	DF	Qual	Units
1,4-Dioxane	ND	2.0	0.40	1		ug/L
Surrogates:	REC (%)	Control Limits			Qual	
Nitrobenzene-d5	75	56-123				

Client Sample Number	Lab Sample Number	Date Collected	Matrix	Date Prepared	Date Analyzed	QC Batch ID
SW-07 RESAMP	**06-06-1354-3**	**06/21/06**	**Aqueous**	**06/27/06**	**06/30/06**	**060627L07**

Comment(s): -Results were evaluated to the MDL, concentrations >= to the MDL but < RL, if found, are qualified with a "J" flag.

Parameter	Result	RL	MDL	DF	Qual	Units
1,4-Dioxane	ND	2.0	0.40	1		ug/L
Surrogates:	REC (%)	Control Limits			Qual	
Nitrobenzene-d5	66	56-123				

Client Sample Number	Lab Sample Number	Date Collected	Matrix	Date Prepared	Date Analyzed	QC Batch ID
LSW-JUNE06-RESAMP	**06-06-1354-4**	**06/21/06**	**Aqueous**	**06/27/06**	**06/30/06**	**060627L07**

Comment(s): -Results were evaluated to the MDL, concentrations >= to the MDL but < RL, if found, are qualified with a "J" flag.

Parameter	Result	RL	MDL	DF	Qual	Units
1,4-Dioxane	ND	2.0	0.40	1		ug/L
Surrogates:	REC (%)	Control Limits			Qual	
Nitrobenzene-d5	57	56-123				

Client Sample Number	Lab Sample Number	Date Collected	Matrix	Date Prepared	Date Analyzed	QC Batch ID
P-05	**06-06-1354-5**	**06/21/06**	**Aqueous**	**06/27/06**	**06/30/06**	**060627L07**

Comment(s): -Results were evaluated to the MDL, concentrations >= to the MDL but < RL, if found, are qualified with a "J" flag.

Parameter	Result	RL	MDL	DF	Qual	Units
1,4-Dioxane	ND	2.0	0.40	1		ug/L
Surrogates:	REC (%)	Control Limits			Qual	
Nitrobenzene-d5	75	56-123				

Client Sample Number	Lab Sample Number	Date Collected	Matrix	Date Prepared	Date Analyzed	QC Batch ID
P-105	**06-06-1354-6**	**06/21/06**	**Aqueous**	**06/27/06**	**06/30/06**	**060627L07**

Comment(s): -Results were evaluated to the MDL, concentrations >= to the MDL but < RL, if found, are qualified with a "J" flag.

Parameter	Result	RL	MDL	DF	Qual	Units
1,4-Dioxane	ND	2.0	0.40	1		ug/L
Surrogates:	REC (%)	Control Limits			Qual	
Nitrobenzene-d5	72	56-123				

RL - Reporting Limit , DF - Dilution Factor , Qual - Qualifiers

Calscience Environmental Laboratories, Inc.

Analytical Report

Tetra Tech, Inc.		Date Received:	06/21/06
348 West Hospitality Lane, Ste 100		Work Order No:	06-06-1354
San Bernardino, CA 92408-3216		Preparation:	EPA 3520B
		Method:	EPA 8270C(M) Isotope Dilution

Project: LMC Beaumont Site 1 / TC #18086-02

Client Sample Number	Lab Sample Number	Date Collected	Matrix	Date Prepared	Date Analyzed	QC Batch ID
MW-30	**06-06-1354-7**	**06/21/06**	**Aqueous**	**06/27/06**	**06/30/06**	**060627L07**

Parameter	Result	RL	MDL	DF	Qual	Units
1,4-Dioxane	11	2	0.40	1		ug/L
Surrogates:	REC (%)	Control Limits			Qual	
Nitrobenzene-d5	75	56-123				

Method Blank	099-09-004-601	N/A	Aqueous	06/27/06	06/29/06	060627L07

Comment(s): -Results were evaluated to the MDL, concentrations >= to the MDL but < RL, if found, are qualified with a "J" flag.

Parameter	Result	RL	MDL	DF	Qual	Units
1,4-Dioxane	ND	2.0	0.40	1		ug/L
Surrogates:	REC (%)	Control Limits			Qual	
Nitrobenzene-d5	82	56-123				

RL - Reporting Limit , DF - Dilution Factor , Qual - Qualifiers

Calscience Environmental Laboratories, Inc.

Analytical Report

Tetra Tech, Inc.		Date Received:	06/21/06
348 West Hospitality Lane, Ste 100		Work Order No:	06-06-1354
San Bernardino, CA 92408-3216		Preparation:	EPA 3520B
		Method:	EPA 1625CM

Project: LMC Beaumont Site 1 / TC #18086-02

Client Sample Number	Lab Sample Number	Date Collected	Matrix	Date Prepared	Date Analyzed	QC Batch ID
LEB-062106-GP	**06-06-1354-2**	**06/21/06**	**Aqueous**	**06/23/06**	**06/27/06**	**060623L09**

Comment(s): -Results were evaluated to the MDL, concentrations >= to the MDL but < RL, if found, are qualified with a "J" flag.

Parameter	Result	RL	MDL	DF	Qual	Units
N-Nitrosodimethylamine	ND	2.0	0.48	1		ng/L
Surrogates:	REC (%)	Control Limits			Qual	
1,4-Dichlorobenzene-d4	52	50-130				

Client Sample Number	Lab Sample Number	Date Collected	Matrix	Date Prepared	Date Analyzed	QC Batch ID
P-05	**06-06-1354-5**	**06/21/06**	**Aqueous**	**06/23/06**	**06/27/06**	**060623L09**

Comment(s): -Results were evaluated to the MDL, concentrations >= to the MDL but < RL, if found, are qualified with a "J" flag.

Parameter	Result	RL	MDL	DF	Qual	Units
N-Nitrosodimethylamine	ND	2.0	0.48	1		ng/L
Surrogates:	REC (%)	Control Limits			Qual	
1,4-Dichlorobenzene-d4	57	50-130				

Client Sample Number	Lab Sample Number	Date Collected	Matrix	Date Prepared	Date Analyzed	QC Batch ID
P-105	**06-06-1354-6**	**06/21/06**	**Aqueous**	**06/23/06**	**06/27/06**	**060623L09**

Comment(s): -Results were evaluated to the MDL, concentrations >= to the MDL but < RL, if found, are qualified with a "J" flag.

Parameter	Result	RL	MDL	DF	Qual	Units
N-Nitrosodimethylamine	ND	2.0	0.48	1		ng/L
Surrogates:	REC (%)	Control Limits			Qual	
1,4-Dichlorobenzene-d4	60	50-130				

Client Sample Number	Lab Sample Number	Date Collected	Matrix	Date Prepared	Date Analyzed	QC Batch ID
Method Blank	**099-07-027-251**	**N/A**	**Aqueous**	**06/23/06**	**06/27/06**	**060623L09**

Comment(s): -Results were evaluated to the MDL, concentrations >= to the MDL but < RL, if found, are qualified with a "J" flag.

Parameter	Result	RL	MDL	DF	Qual	Units
N-Nitrosodimethylamine	ND	2.0	0.48	1		ng/L
Surrogates:	REC (%)	Control Limits			Qual	
1,4-Dichlorobenzene-d4	54	50-130				

RL - Reporting Limit , DF - Dilution Factor , Qual - Qualifiers

Calscience Environmental Laboratories, Inc.

Analytical Report

Tetra Tech, Inc.
348 West Hospitality Lane, Ste 100
San Bernardino, CA 92408-3216

Date Received: 06/21/06
Work Order No: 06-06-1354
Preparation: Extraction
Method: EPA 8330

Project: LMC Beaumont Site 1 / TC #18086-02

Client Sample Number	Lab Sample Number	Date Collected	Matrix	Date Prepared	Date Analyzed	QC Batch ID
LEB-062106-GP	**06-06-1354-2**	**06/21/06**	**Aqueous**	**06/28/06**	**06/30/06**	**060628L05**

Comment(s): -Results were evaluated to the MDL, concentrations >= to the MDL but < RL, if found, are qualified with a "J" flag.

Parameter	Result	RL	MDL	DF	Qual	Units
RDX	ND	10	1.3	1		ug/L
Surrogates:	REC (%)	Control Limits			Qual	
1,2-Dinitrobenzene	93	40-160				

Client Sample Number	Lab Sample Number	Date Collected	Matrix	Date Prepared	Date Analyzed	QC Batch ID
P-05	**06-06-1354-5**	**06/21/06**	**Aqueous**	**06/28/06**	**06/30/06**	**060628L05**

Comment(s): -Results were evaluated to the MDL, concentrations >= to the MDL but < RL, if found, are qualified with a "J" flag.

Parameter	Result	RL	MDL	DF	Qual	Units
RDX	ND	10	1.3	1		ug/L
Surrogates:	REC (%)	Control Limits			Qual	
1,2-Dinitrobenzene	82	40-160				

Client Sample Number	Lab Sample Number	Date Collected	Matrix	Date Prepared	Date Analyzed	QC Batch ID
P-105	**06-06-1354-6**	**06/21/06**	**Aqueous**	**06/28/06**	**06/30/06**	**060628L05**

Comment(s): -Results were evaluated to the MDL, concentrations >= to the MDL but < RL, if found, are qualified with a "J" flag.

Parameter	Result	RL	MDL	DF	Qual	Units
RDX	ND	10	1.3	1		ug/L
Surrogates:	REC (%)	Control Limits			Qual	
1,2-Dinitrobenzene	88	40-160				

Client Sample Number	Lab Sample Number	Date Collected	Matrix	Date Prepared	Date Analyzed	QC Batch ID
Method Blank	**099-10-032-39**	**N/A**	**Aqueous**	**06/28/06**	**06/30/06**	**060628L05**

Comment(s): -Results were evaluated to the MDL, concentrations >= to the MDL but < RL, if found, are qualified with a "J" flag.

Parameter	Result	RL	MDL	DF	Qual	Units
RDX	ND	10	1.3	1		ug/L
Surrogates:	REC (%)	Control Limits			Qual	
1,2-Dinitrobenzene	89	40-160				

RL - Reporting Limit , DF - Dilution Factor , Qual - Qualifiers

Calscience Environmental Laboratories, Inc.

Analytical Report

Tetra Tech, Inc.	Date Received:	06/21/06
348 West Hospitality Lane, Ste 100	Work Order No:	06-06-1354
San Bernardino, CA 92408-3216	Preparation:	EPA 5030B
	Method:	EPA 8260B
	Units:	ug/L
Project: LMC Beaumont Site 1 / TC #18086-02		Page 1 of 6

Client Sample Number	Lab Sample Number	Date Collected	Matrix	Date Prepared	Date Analyzed	QC Batch ID
LTB-062106	**06-06-1354-1**	**06/21/06**	**Aqueous**	**06/23/06**	**06/24/06**	**060623L02**

Comment(s): -Results were evaluated to the MDL, concentrations >= to the MDL but < RL, if found, are qualified with a "J" flag.

Parameter	Result	RL	MDL	DF	Qual	Parameter	Result	RL	MDL	DF	Qual
Acetone	8.8	10.0	6.1	1	J,B	1,3-Dichloropropane	ND	1.0	0.30	1	
Benzene	ND	0.50	0.26	1		2,2-Dichloropropane	ND	1.0	0.40	1	
Bromobenzene	ND	1.0	0.47	1		1,1-Dichloropropene	ND	1.0	0.21	1	
Bromochloromethane	ND	1.0	0.68	1		c-1,3-Dichloropropene	ND	0.50	0.45	1	
Bromodichloromethane	ND	1.0	0.27	1		t-1,3-Dichloropropene	ND	0.50	0.31	1	
Bromoform	ND	1.0	0.62	1		Ethylbenzene	ND	1.0	0.17	1	
Bromomethane	ND	10	2.9	1		2-Hexanone	ND	10	1.9	1	
2-Butanone	ND	10	4.2	1		Isopropylbenzene	ND	1.0	0.24	1	
n-Butylbenzene	ND	1.0	0.29	1		p-Isopropyltoluene	ND	1.0	0.21	1	
sec-Butylbenzene	ND	1.0	0.21	1		Methylene Chloride	6.7	10.0	2.6	1	J,B
tert-Butylbenzene	ND	1.0	0.17	1		4-Methyl-2-Pentanone	ND	10	2.4	1	
Carbon Disulfide	ND	10	1.0	1		Naphthalene	ND	10	0.95	1	
Carbon Tetrachloride	ND	0.50	0.42	1		n-Propylbenzene	ND	1.0	0.30	1	
Chlorobenzene	ND	1.0	0.36	1		Styrene	ND	1.0	0.29	1	
Chloroethane	ND	1.0	0.52	1		1,1,1,2-Tetrachloroethane	ND	1.0	0.37	1	
Chloroform	ND	1.0	0.22	1		1,1,2,2-Tetrachloroethane	ND	1.0	0.37	1	
Chloromethane	ND	10	1.8	1		Tetrachloroethene	ND	1.0	0.29	1	
2-Chlorotoluene	ND	1.0	0.24	1		Toluene	ND	1.0	0.35	1	
4-Chlorotoluene	ND	1.0	0.30	1		1,2,3-Trichlorobenzene	ND	1.0	0.39	1	
Dibromochloromethane	ND	1.0	0.45	1		1,2,4-Trichlorobenzene	ND	1.0	0.35	1	
1,2-Dibromo-3-Chloropropane	ND	5.0	2.5	1		1,1,1-Trichloroethane	ND	1.0	0.32	1	
1,2-Dibromoethane	ND	1.0	0.81	1		1,1,2-Trichloro-1,2,2-Trifluoroethane	ND	10	0.54	1	
Dibromomethane	ND	1.0	0.42	1		1,1,2-Trichloroethane	ND	1.0	0.54	1	
1,2-Dichlorobenzene	ND	1.0	0.24	1		Trichloroethene	ND	1.0	0.30	1	
1,3-Dichlorobenzene	ND	1.0	0.38	1		Trichlorofluoromethane	ND	10	0.36	1	
1,4-Dichlorobenzene	ND	1.0	0.30	1		1,2,3-Trichloropropane	ND	5.0	2.3	1	
Dichlorodifluoromethane	ND	1.0	0.27	1		1,2,4-Trimethylbenzene	ND	1.0	0.26	1	
1,1-Dichloroethane	ND	1.0	0.53	1		1,3,5-Trimethylbenzene	ND	1.0	0.19	1	
1,2-Dichloroethane	ND	0.50	0.22	1		Vinyl Acetate	ND	10	3.2	1	
1,1-Dichloroethene	ND	1.0	0.31	1		Vinyl Chloride	ND	0.50	0.33	1	
c-1,2-Dichloroethene	ND	1.0	0.35	1		p/m-Xylene	ND	1.0	0.38	1	
t-1,2-Dichloroethene	ND	1.0	0.29	1		o-Xylene	ND	1.0	0.21	1	
1,2-Dichloropropane	ND	1.0	0.28	1		Methyl-t-Butyl Ether (MTBE)	ND	1.0	0.29	1	

Surrogates:	REC (%)	Control Limits	Qual	Surrogates:	REC (%)	Control Limits	Qual
Dibromofluoromethane	104	74-140		1,2-Dichloroethane-d4	107	74-146	
Toluene-d8	99	88-112		1,4-Bromofluorobenzene	96	74-110	

RL - Reporting Limit , DF - Dilution Factor , Qual - Qualifiers

Calscience Environmental Laboratories, Inc.

Analytical Report

Tetra Tech, Inc.	Date Received:	06/21/06
348 West Hospitality Lane, Ste 100	Work Order No:	06-06-1354
San Bernardino, CA 92408-3216	Preparation:	EPA 5030B
	Method:	EPA 8260B
	Units:	ug/L
Project: LMC Beaumont Site 1 / TC #18086-02		Page 2 of 6

Client Sample Number	Lab Sample Number	Date Collected	Matrix	Date Prepared	Date Analyzed	QC Batch ID
LEB-062106-GP	**06-06-1354-2**	**06/21/06**	**Aqueous**	**06/23/06**	**06/24/06**	**060623L02**

Comment(s): -Results were evaluated to the MDL, concentrations >= to the MDL but < RL, if found, are qualified with a "J" flag.

Parameter	Result	RL	MDL	DF	Qual	Parameter	Result	RL	MDL	DF	Qual
Acetone	7.8	10.0	6.1	1	J,B	1,3-Dichloropropane	ND	1.0	0.30	1	
Benzene	ND	0.50	0.26	1		2,2-Dichloropropane	ND	1.0	0.40	1	
Bromobenzene	ND	1.0	0.47	1		1,1-Dichloropropene	ND	1.0	0.21	1	
Bromochloromethane	ND	1.0	0.68	1		c-1,3-Dichloropropene	ND	0.50	0.45	1	
Bromodichloromethane	ND	1.0	0.27	1		t-1,3-Dichloropropene	ND	0.50	0.31	1	
Bromoform	ND	1.0	0.62	1		Ethylbenzene	ND	1.0	0.17	1	
Bromomethane	ND	10	2.9	1		2-Hexanone	ND	10	1.9	1	
2-Butanone	ND	10	4.2	1		Isopropylbenzene	ND	1.0	0.24	1	
n-Butylbenzene	ND	1.0	0.29	1		p-Isopropyltoluene	ND	1.0	0.21	1	
sec-Butylbenzene	ND	1.0	0.21	1		Methylene Chloride	4.6	10.0	2.6	1	J,B
tert-Butylbenzene	ND	1.0	0.17	1		4-Methyl-2-Pentanone	ND	10	2.4	1	
Carbon Disulfide	ND	10	1.0	1		Naphthalene	ND	10	0.95	1	
Carbon Tetrachloride	ND	0.50	0.42	1		n-Propylbenzene	ND	1.0	0.30	1	
Chlorobenzene	ND	1.0	0.36	1		Styrene	ND	1.0	0.29	1	
Chloroethane	ND	1.0	0.52	1		1,1,1,2-Tetrachloroethane	ND	1.0	0.37	1	
Chloroform	0.28	1.0	0.22	1	J	1,1,2,2-Tetrachloroethane	ND	1.0	0.37	1	
Chloromethane	ND	10	1.8	1		Tetrachloroethene	ND	1.0	0.29	1	
2-Chlorotoluene	ND	1.0	0.24	1		Toluene	ND	1.0	0.35	1	
4-Chlorotoluene	ND	1.0	0.30	1		1,2,3-Trichlorobenzene	ND	1.0	0.39	1	
Dibromochloromethane	ND	1.0	0.45	1		1,2,4-Trichlorobenzene	ND	1.0	0.35	1	
1,2-Dibromo-3-Chloropropane	ND	5.0	2.5	1		1,1,1-Trichloroethane	ND	1.0	0.32	1	
1,2-Dibromoethane	ND	1.0	0.81	1		1,1,2-Trichloro-1,2,2-Trifluoroethane	ND	10	0.54	1	
Dibromomethane	ND	1.0	0.42	1		1,1,2-Trichloroethane	ND	1.0	0.54	1	
1,2-Dichlorobenzene	ND	1.0	0.24	1		Trichloroethene	ND	1.0	0.30	1	
1,3-Dichlorobenzene	ND	1.0	0.38	1		Trichlorofluoromethane	ND	10	0.36	1	
1,4-Dichlorobenzene	ND	1.0	0.30	1		1,2,3-Trichloropropane	ND	5.0	2.3	1	
Dichlorodifluoromethane	ND	1.0	0.27	1		1,2,4-Trimethylbenzene	ND	1.0	0.26	1	
1,1-Dichloroethane	ND	1.0	0.53	1		1,3,5-Trimethylbenzene	ND	1.0	0.19	1	
1,2-Dichloroethane	ND	0.50	0.22	1		Vinyl Acetate	ND	10	3.2	1	
1,1-Dichloroethene	ND	1.0	0.31	1		Vinyl Chloride	ND	0.50	0.33	1	
c-1,2-Dichloroethene	ND	1.0	0.35	1		p/m-Xylene	ND	1.0	0.38	1	
t-1,2-Dichloroethene	ND	1.0	0.29	1		o-Xylene	ND	1.0	0.21	1	
1,2-Dichloropropane	ND	1.0	0.28	1		Methyl-t-Butyl Ether (MTBE)	ND	1.0	0.29	1	

Surrogates:	REC (%)	Control Limits	Qual	Surrogates:	REC (%)	Control Limits	Qual
Dibromofluoromethane	104	74-140		1,2-Dichloroethane-d4	106	74-146	
Toluene-d8	98	88-112		1,4-Bromofluorobenzene	98	74-110	

RL - Reporting Limit , DF - Dilution Factor , Qual - Qualifiers

Calscience Environmental Laboratories, Inc.

Analytical Report

Tetra Tech, Inc.	Date Received:	06/21/06
348 West Hospitality Lane, Ste 100	Work Order No:	06-06-1354
San Bernardino, CA 92408-3216	Preparation:	EPA 5030B
	Method:	EPA 8260B
	Units:	ug/L
Project: LMC Beaumont Site 1 / TC #18086-02		Page 3 of 6

Client Sample Number	Lab Sample Number	Date Collected	Matrix	Date Prepared	Date Analyzed	QC Batch ID
P-05	**06-06-1354-5**	**06/21/06**	**Aqueous**	**06/23/06**	**06/24/06**	**060623L02**

Comment(s): -Results were evaluated to the MDL, concentrations >= to the MDL but < RL, if found, are qualified with a "J" flag.

Parameter	Result	RL	MDL	DF	Qual	Parameter	Result	RL	MDL	DF	Qual
Acetone	ND	10	6.1	1		1,3-Dichloropropane	ND	1.0	0.30	1	
Benzene	ND	0.50	0.26	1		2,2-Dichloropropane	ND	1.0	0.40	1	
Bromobenzene	ND	1.0	0.47	1		1,1-Dichloropropene	ND	1.0	0.21	1	
Bromochloromethane	ND	1.0	0.68	1		c-1,3-Dichloropropene	ND	0.50	0.45	1	
Bromodichloromethane	ND	1.0	0.27	1		t-1,3-Dichloropropene	ND	0.50	0.31	1	
Bromoform	ND	1.0	0.62	1		Ethylbenzene	ND	1.0	0.17	1	
Bromomethane	ND	10	2.9	1		2-Hexanone	ND	10	1.9	1	
2-Butanone	ND	10	4.2	1		Isopropylbenzene	ND	1.0	0.24	1	
n-Butylbenzene	ND	1.0	0.29	1		p-Isopropyltoluene	ND	1.0	0.21	1	
sec-Butylbenzene	ND	1.0	0.21	1		Methylene Chloride	4.8	10.0	2.6	1	J,B
tert-Butylbenzene	ND	1.0	0.17	1		4-Methyl-2-Pentanone	ND	10	2.4	1	
Carbon Disulfide	ND	10	1.0	1		Naphthalene	ND	10	0.95	1	
Carbon Tetrachloride	ND	0.50	0.42	1		n-Propylbenzene	ND	1.0	0.30	1	
Chlorobenzene	ND	1.0	0.36	1		Styrene	ND	1.0	0.29	1	
Chloroethane	ND	1.0	0.52	1		1,1,1,2-Tetrachloroethane	ND	1.0	0.37	1	
Chloroform	ND	1.0	0.22	1		1,1,2,2-Tetrachloroethane	ND	1.0	0.37	1	
Chloromethane	ND	10	1.8	1		Tetrachloroethene	ND	1.0	0.29	1	
2-Chlorotoluene	ND	1.0	0.24	1		Toluene	ND	1.0	0.35	1	
4-Chlorotoluene	ND	1.0	0.30	1		1,2,3-Trichlorobenzene	ND	1.0	0.39	1	
Dibromochloromethane	ND	1.0	0.45	1		1,2,4-Trichlorobenzene	ND	1.0	0.35	1	
1,2-Dibromo-3-Chloropropane	ND	5.0	2.5	1		1,1,1-Trichloroethane	ND	1.0	0.32	1	
1,2-Dibromoethane	ND	1.0	0.81	1		1,1,2-Trichloro-1,2,2-Trifluoroethane	ND	10	0.54	1	
Dibromomethane	ND	1.0	0.42	1		1,1,2-Trichloroethane	ND	1.0	0.54	1	
1,2-Dichlorobenzene	ND	1.0	0.24	1		Trichloroethene	ND	1.0	0.30	1	
1,3-Dichlorobenzene	ND	1.0	0.38	1		Trichlorofluoromethane	ND	10	0.36	1	
1,4-Dichlorobenzene	ND	1.0	0.30	1		1,2,3-Trichloropropane	ND	5.0	2.3	1	
Dichlorodifluoromethane	ND	1.0	0.27	1		1,2,4-Trimethylbenzene	ND	1.0	0.26	1	
1,1-Dichloroethane	ND	1.0	0.53	1		1,3,5-Trimethylbenzene	ND	1.0	0.19	1	
1,2-Dichloroethane	ND	0.50	0.22	1		Vinyl Acetate	ND	10	3.2	1	
1,1-Dichloroethene	ND	1.0	0.31	1		Vinyl Chloride	ND	0.50	0.33	1	
c-1,2-Dichloroethene	ND	1.0	0.35	1		p/m-Xylene	ND	1.0	0.38	1	
t-1,2-Dichloroethene	ND	1.0	0.29	1		o-Xylene	ND	1.0	0.21	1	
1,2-Dichloropropane	ND	1.0	0.28	1		Methyl-t-Butyl Ether (MTBE)	ND	1.0	0.29	1	

Surrogates:	REC (%)	Control Limits	Qual	Surrogates:	REC (%)	Control Limits	Qual
Dibromofluoromethane	103	74-140		1,2-Dichloroethane-d4	106	74-146	
Toluene-d8	98	88-112		1,4-Bromofluorobenzene	96	74-110	

RL - Reporting Limit , DF - Dilution Factor , Qual - Qualifiers

Calscience Environmental Laboratories, Inc.

Analytical Report

Tetra Tech, Inc.
348 West Hospitality Lane, Ste 100
San Bernardino, CA 92408-3216

Date Received:	06/21/06
Work Order No:	06-06-1354
Preparation:	EPA 5030B
Method:	EPA 8260B
Units:	ug/L

Project: LMC Beaumont Site 1 / TC #18086-02

Client Sample Number	Lab Sample Number	Date Collected	Matrix	Date Prepared	Date Analyzed	QC Batch ID
P-105	**06-06-1354-6**	**06/21/06**	**Aqueous**	**06/23/06**	**06/24/06**	**060623L02**

Comment(s): -Results were evaluated to the MDL, concentrations >= to the MDL but < RL, if found, are qualified with a "J" flag.

Parameter	Result	RL	MDL	DF	Qual	Parameter	Result	RL	MDL	DF	Qual
Acetone	ND	10	6.1	1		1,3-Dichloropropane	ND	1.0	0.30	1	
Benzene	ND	0.50	0.26	1		2,2-Dichloropropane	ND	1.0	0.40	1	
Bromobenzene	ND	1.0	0.47	1		1,1-Dichloropropene	ND	1.0	0.21	1	
Bromochloromethane	ND	1.0	0.68	1		c-1,3-Dichloropropene	ND	0.50	0.45	1	
Bromodichloromethane	ND	1.0	0.27	1		t-1,3-Dichloropropene	ND	0.50	0.31	1	
Bromoform	ND	1.0	0.62	1		Ethylbenzene	ND	1.0	0.17	1	
Bromomethane	ND	10	2.9	1		2-Hexanone	ND	10	1.9	1	
2-Butanone	ND	10	4.2	1		Isopropylbenzene	ND	1.0	0.24	1	
n-Butylbenzene	ND	1.0	0.29	1		p-Isopropyltoluene	ND	1.0	0.21	1	
sec-Butylbenzene	ND	1.0	0.21	1		Methylene Chloride	4.9	10.0	2.6	1	J,B
tert-Butylbenzene	ND	1.0	0.17	1		4-Methyl-2-Pentanone	ND	10	2.4	1	
Carbon Disulfide	ND	10	1.0	1		Naphthalene	ND	10	0.95	1	
Carbon Tetrachloride	ND	0.50	0.42	1		n-Propylbenzene	ND	1.0	0.30	1	
Chlorobenzene	ND	1.0	0.36	1		Styrene	ND	1.0	0.29	1	
Chloroethane	ND	1.0	0.52	1		1,1,1,2-Tetrachloroethane	ND	1.0	0.37	1	
Chloroform	ND	1.0	0.22	1		1,1,2,2-Tetrachloroethane	ND	1.0	0.37	1	
Chloromethane	ND	10	1.8	1		Tetrachloroethene	ND	1.0	0.29	1	
2-Chlorotoluene	ND	1.0	0.24	1		Toluene	ND	1.0	0.35	1	
4-Chlorotoluene	ND	1.0	0.30	1		1,2,3-Trichlorobenzene	ND	1.0	0.39	1	
Dibromochloromethane	ND	1.0	0.45	1		1,2,4-Trichlorobenzene	ND	1.0	0.35	1	
1,2-Dibromo-3-Chloropropane	ND	5.0	2.5	1		1,1,1-Trichloroethane	ND	1.0	0.32	1	
1,2-Dibromoethane	ND	1.0	0.81	1		1,1,2-Trichloro-1,2,2-Trifluoroethane	ND	10	0.54	1	
Dibromomethane	ND	1.0	0.42	1		1,1,2-Trichloroethane	ND	1.0	0.54	1	
1,2-Dichlorobenzene	ND	1.0	0.24	1		Trichloroethene	ND	1.0	0.30	1	
1,3-Dichlorobenzene	ND	1.0	0.38	1		Trichlorofluoromethane	ND	10	0.36	1	
1,4-Dichlorobenzene	ND	1.0	0.30	1		1,2,3-Trichloropropane	ND	5.0	2.3	1	
Dichlorodifluoromethane	ND	1.0	0.27	1		1,2,4-Trimethylbenzene	ND	1.0	0.26	1	
1,1-Dichloroethane	ND	1.0	0.53	1		1,3,5-Trimethylbenzene	ND	1.0	0.19	1	
1,2-Dichloroethane	ND	0.50	0.22	1		Vinyl Acetate	ND	10	3.2	1	
1,1-Dichloroethene	ND	1.0	0.31	1		Vinyl Chloride	ND	0.50	0.33	1	
c-1,2-Dichloroethene	ND	1.0	0.35	1		p/m-Xylene	ND	1.0	0.38	1	
t-1,2-Dichloroethene	ND	1.0	0.29	1		o-Xylene	ND	1.0	0.21	1	
1,2-Dichloropropane	ND	1.0	0.28	1		Methyl-t-Butyl Ether (MTBE)	ND	1.0	0.29	1	

Surrogates:	REC (%)	Control Limits	Qual	Surrogates:	REC (%)	Control Limits	Qual
Dibromofluoromethane	103	74-140		1,2-Dichloroethane-d4	105	74-146	
Toluene-d8	98	88-112		1,4-Bromofluorobenzene	96	74-110	

RL - Reporting Limit , DF - Dilution Factor , Qual - Qualifiers

Calscience Environmental Laboratories, Inc.

Analytical Report

Tetra Tech, Inc.	Date Received:	06/21/06
348 West Hospitality Lane, Ste 100	Work Order No:	06-06-1354
San Bernardino, CA 92408-3216	Preparation:	EPA 5030B
	Method:	EPA 8260B
	Units:	ug/L
Project: LMC Beaumont Site 1 / TC #18086-02		Page 5 of 6

Client Sample Number	Lab Sample Number	Date Collected	Matrix	Date Prepared	Date Analyzed	QC Batch ID
MW-30	**06-06-1354-7**	**06/21/06**	**Aqueous**	**06/23/06**	**06/24/06**	**060623L02**

Comment(s): -Results were evaluated to the MDL, concentrations >= to the MDL but < RL, if found, are qualified with a "J" flag.

Parameter	Result	RL	MDL	DF	Qual	Parameter	Result	RL	MDL	DF	Qual
Acetone	ND	10	6.1	1		1,3-Dichloropropane	ND	1.0	0.30	1	
Benzene	ND	0.50	0.26	1		2,2-Dichloropropane	ND	1.0	0.40	1	
Bromobenzene	ND	1.0	0.47	1		1,1-Dichloropropene	ND	1.0	0.21	1	
Bromochloromethane	ND	1.0	0.68	1		c-1,3-Dichloropropene	ND	0.50	0.45	1	
Bromodichloromethane	ND	1.0	0.27	1		t-1,3-Dichloropropene	ND	0.50	0.31	1	
Bromoform	ND	1.0	0.62	1		Ethylbenzene	ND	1.0	0.17	1	
Bromomethane	ND	10	2.9	1		2-Hexanone	ND	10	1.9	1	
2-Butanone	ND	10	4.2	1		Isopropylbenzene	ND	1.0	0.24	1	
n-Butylbenzene	ND	1.0	0.29	1		p-Isopropyltoluene	ND	1.0	0.21	1	
sec-Butylbenzene	ND	1.0	0.21	1		Methylene Chloride	4.7	10.0	2.6	1	J,B
tert-Butylbenzene	ND	1.0	0.17	1		4-Methyl-2-Pentanone	ND	10	2.4	1	
Carbon Disulfide	ND	10	1.0	1		Naphthalene	ND	10	0.95	1	
Carbon Tetrachloride	ND	0.50	0.42	1		n-Propylbenzene	ND	1.0	0.30	1	
Chlorobenzene	ND	1.0	0.36	1		Styrene	ND	1.0	0.29	1	
Chloroethane	ND	1.0	0.52	1		1,1,1,2-Tetrachloroethane	ND	1.0	0.37	1	
Chloroform	ND	1.0	0.22	1		1,1,2,2-Tetrachloroethane	ND	1.0	0.37	1	
Chloromethane	ND	10	1.8	1		Tetrachloroethene	ND	1.0	0.29	1	
2-Chlorotoluene	ND	1.0	0.24	1		Toluene	ND	1.0	0.35	1	
4-Chlorotoluene	ND	1.0	0.30	1		1,2,3-Trichlorobenzene	ND	1.0	0.39	1	
Dibromochloromethane	ND	1.0	0.45	1		1,2,4-Trichlorobenzene	ND	1.0	0.35	1	
1,2-Dibromo-3-Chloropropane	ND	5.0	2.5	1		1,1,1-Trichloroethane	ND	1.0	0.32	1	
1,2-Dibromoethane	ND	1.0	0.81	1		1,1,2-Trichloro-1,2,2-Trifluoroethane	ND	10	0.54	1	
Dibromomethane	ND	1.0	0.42	1		1,1,2-Trichloroethane	ND	1.0	0.54	1	
1,2-Dichlorobenzene	ND	1.0	0.24	1		Trichloroethene	8.6	1.0	0.30	1	
1,3-Dichlorobenzene	ND	1.0	0.38	1		Trichlorofluoromethane	ND	10	0.36	1	
1,4-Dichlorobenzene	ND	1.0	0.30	1		1,2,3-Trichloropropane	ND	5.0	2.3	1	
Dichlorodifluoromethane	ND	1.0	0.27	1		1,2,4-Trimethylbenzene	ND	1.0	0.26	1	
1,1-Dichloroethane	ND	1.0	0.53	1		1,3,5-Trimethylbenzene	ND	1.0	0.19	1	
1,2-Dichloroethane	0.44	0.50	0.22	1	J	Vinyl Acetate	ND	10	3.2	1	
1,1-Dichloroethene	15	1	0.31	1		Vinyl Chloride	ND	0.50	0.33	1	
c-1,2-Dichloroethene	ND	1.0	0.35	1		p/m-Xylene	ND	1.0	0.38	1	
t-1,2-Dichloroethene	ND	1.0	0.29	1		o-Xylene	ND	1.0	0.21	1	
1,2-Dichloropropane	ND	1.0	0.28	1		Methyl-t-Butyl Ether (MTBE)	ND	1.0	0.29	1	

Surrogates:	REC (%)	Control Limits	Qual	Surrogates:	REC (%)	Control Limits	Qual
Dibromofluoromethane	103	74-140		1,2-Dichloroethane-d4	108	74-146	
Toluene-d8	98	88-112		1,4-Bromofluorobenzene	95	74-110	

RL - Reporting Limit , DF - Dilution Factor , Qual - Qualifiers

Calscience Environmental Laboratories, Inc.

Analytical Report

Tetra Tech, Inc.
348 West Hospitality Lane, Ste 100
San Bernardino, CA 92408-3216

Date Received:	06/21/06
Work Order No:	06-06-1354
Preparation:	EPA 5030B
Method:	EPA 8260B
Units:	ug/L

Project: LMC Beaumont Site 1 / TC #18086-02

Client Sample Number	Lab Sample Number	Date Collected	Matrix	Date Prepared	Date Analyzed	QC Batch ID
Method Blank	**099-10-006-18,352**	**N/A**	**Aqueous**	**06/23/06**	**06/24/06**	**060623L02**

Comment(s): -Results were evaluated to the MDL, concentrations >= to the MDL but < RL, if found, are qualified with a "J" flag.

Parameter	Result	RL	MDL	DF	Qual	Parameter	Result	RL	MDL	DF	Qual
Acetone	9.9	10.0	6.1	1	J	1,3-Dichloropropane	ND	1.0	0.30	1	
Benzene	ND	0.50	0.26	1		2,2-Dichloropropane	ND	1.0	0.40	1	
Bromobenzene	ND	1.0	0.47	1		1,1-Dichloropropene	ND	1.0	0.21	1	
Bromochloromethane	ND	1.0	0.68	1		c-1,3-Dichloropropene	ND	0.50	0.45	1	
Bromodichloromethane	ND	1.0	0.27	1		t-1,3-Dichloropropene	ND	0.50	0.31	1	
Bromoform	ND	1.0	0.62	1		Ethylbenzene	ND	1.0	0.17	1	
Bromomethane	ND	10	2.9	1		2-Hexanone	ND	10	1.9	1	
2-Butanone	ND	10	4.2	1		Isopropylbenzene	ND	1.0	0.24	1	
n-Butylbenzene	ND	1.0	0.29	1		p-Isopropyltoluene	ND	1.0	0.21	1	
sec-Butylbenzene	ND	1.0	0.21	1		Methylene Chloride	4.8	10.0	2.6	1	J
tert-Butylbenzene	ND	1.0	0.17	1		4-Methyl-2-Pentanone	ND	10	2.4	1	
Carbon Disulfide	ND	10	1.0	1		Naphthalene	ND	10	0.95	1	
Carbon Tetrachloride	ND	0.50	0.42	1		n-Propylbenzene	ND	1.0	0.30	1	
Chlorobenzene	ND	1.0	0.36	1		Styrene	ND	1.0	0.29	1	
Chloroethane	ND	1.0	0.52	1		1,1,1,2-Tetrachloroethane	ND	1.0	0.37	1	
Chloroform	ND	1.0	0.22	1		1,1,2,2-Tetrachloroethane	ND	1.0	0.37	1	
Chloromethane	ND	10	1.8	1		Tetrachloroethene	ND	1.0	0.29	1	
2-Chlorotoluene	ND	1.0	0.24	1		Toluene	ND	1.0	0.35	1	
4-Chlorotoluene	ND	1.0	0.30	1		1,2,3-Trichlorobenzene	ND	1.0	0.39	1	
Dibromochloromethane	ND	1.0	0.45	1		1,2,4-Trichlorobenzene	ND	1.0	0.35	1	
1,2-Dibromo-3-Chloropropane	ND	5.0	2.5	1		1,1,1-Trichloroethane	ND	1.0	0.32	1	
1,2-Dibromoethane	ND	1.0	0.81	1		1,1,2-Trichloro-1,2,2-Trifluoroethane	ND	10	0.54	1	
Dibromomethane	ND	1.0	0.42	1		1,1,2-Trichloroethane	ND	1.0	0.54	1	
1,2-Dichlorobenzene	ND	1.0	0.24	1		Trichloroethene	ND	1.0	0.30	1	
1,3-Dichlorobenzene	ND	1.0	0.38	1		Trichlorofluoromethane	ND	10	0.36	1	
1,4-Dichlorobenzene	ND	1.0	0.30	1		1,2,3-Trichloropropane	ND	5.0	2.3	1	
Dichlorodifluoromethane	ND	1.0	0.27	1		1,2,4-Trimethylbenzene	ND	1.0	0.26	1	
1,1-Dichloroethane	ND	1.0	0.53	1		1,3,5-Trimethylbenzene	ND	1.0	0.19	1	
1,2-Dichloroethane	ND	0.50	0.22	1		Vinyl Acetate	ND	10	3.2	1	
1,1-Dichloroethene	ND	1.0	0.31	1		Vinyl Chloride	ND	0.50	0.33	1	
c-1,2-Dichloroethene	ND	1.0	0.35	1		p/m-Xylene	ND	1.0	0.38	1	
t-1,2-Dichloroethene	ND	1.0	0.29	1		o-Xylene	ND	1.0	0.21	1	
1,2-Dichloropropane	ND	1.0	0.28	1		Methyl-t-Butyl Ether (MTBE)	ND	1.0	0.29	1	

Surrogates:	REC (%)	Control Limits	Qual	Surrogates:	REC (%)	Control Limits	Qual
Dibromofluoromethane	102	74-140		1,2-Dichloroethane-d4	105	74-146	
Toluene-d8	99	88-112		1,4-Bromofluorobenzene	96	74-110	

RL - Reporting Limit , DF - Dilution Factor , Qual - Qualifiers

Calscience Environmental Laboratories, Inc.

EPA 8260B Tentatively Identified Compound List

Work Order	CEL Sample	Client ID	Q	Compound	CAS NUMBER	RT	On Column Conc. ug/L	Estimated Conc. ug/L
06-06-1354				No TICs found for all samples				

Q Qualifier
RT Retention Time

7440 Lincoln Way, Garden Grove, CA 92841-1432 • TEL: (714) 895-5494 • FAX: (714) 894-7501

Calscience Environmental Laboratories, Inc.

Analytical Report

Tetra Tech, Inc.
348 West Hospitality Lane, Ste 100
San Bernardino, CA 92408-3216

Date Received: 06/21/06
Work Order No: 06-06-1354
Preparation: EPA 5030B
Method: SRL 524M-TCP

Project: LMC Beaumont Site 1 / TC #18086-02

Client Sample Number	Lab Sample Number	Date Collected	Matrix	Date Prepared	Date Analyzed	QC Batch ID
LEB-062106-GP	**06-06-1354-2**	**06/21/06**	**Aqueous**	**06/23/06**	**06/23/06**	**060623L01**

Comment(s): -Results were evaluated to the MDL, concentrations >= to the MDL but < RL, if found, are qualified with a "J" flag.

Parameter	Result	RL	MDL	DF	Qual	Units
1,2,3-Trichloropropane	ND	0.0050	0.0017	1		ug/L

Client Sample Number	Lab Sample Number	Date Collected	Matrix	Date Prepared	Date Analyzed	QC Batch ID
P-05	**06-06-1354-5**	**06/21/06**	**Aqueous**	**06/23/06**	**06/23/06**	**060623L01**

Comment(s): -Results were evaluated to the MDL, concentrations >= to the MDL but < RL, if found, are qualified with a "J" flag.

Parameter	Result	RL	MDL	DF	Qual	Units
1,2,3-Trichloropropane	ND	0.0050	0.0017	1		ug/L

Client Sample Number	Lab Sample Number	Date Collected	Matrix	Date Prepared	Date Analyzed	QC Batch ID
P-105	**06-06-1354-6**	**06/21/06**	**Aqueous**	**06/23/06**	**06/23/06**	**060623L01**

Comment(s): -Results were evaluated to the MDL, concentrations >= to the MDL but < RL, if found, are qualified with a "J" flag.

Parameter	Result	RL	MDL	DF	Qual	Units
1,2,3-Trichloropropane	ND	0.0050	0.0017	1		ug/L

Client Sample Number	Lab Sample Number	Date Collected	Matrix	Date Prepared	Date Analyzed	QC Batch ID
Method Blank	**099-10-022-241**	**N/A**	**Aqueous**	**06/23/06**	**06/23/06**	**060623L01**

Comment(s): -Results were evaluated to the MDL, concentrations >= to the MDL but < RL, if found, are qualified with a "J" flag.

Parameter	Result	RL	MDL	DF	Qual	Units
1,2,3-Trichloropropane	ND	0.0050	0.0017	1		ug/L

RL - Reporting Limit , DF - Dilution Factor , Qual - Qualifiers

Calscience Environmental Laboratories, Inc.

Analytical Report

Tetra Tech, Inc.
348 West Hospitality Lane, Ste 100
San Bernardino, CA 92408-3216

Date Received: 06/21/06
Work Order No: 06-06-1354

Project: LMC Beaumont Site 1 / TC #18086-02

Client Sample Number	Lab Sample Number	Date Collected	Matrix
LEB-062106-GP	**06-06-1354-2**	**06/21/06**	**Aqueous**

Comment(s): (1) Results were evaluated to the MDL, concentrations >= to the MDL but < RL, if found, are qualified with a "J" flag.

Parameter	Result	RL	MDL	DF	Qual	Units	Date Prepared	Date Analyzed	Method
Chromium, Hexavalent (1)	0.14	0.20	0.0050	1	J,B	ug/L	N/A	06/21/06	EPA 218.6
Perchlorate (1)	ND	2.0	0.43	1		ug/L	N/A	06/23/06	EPA 314.0

Client Sample Number	Lab Sample Number	Date Collected	Matrix
P-05	**06-06-1354-5**	**06/21/06**	**Aqueous**

Parameter	Result	RL	MDL	DF	Qual	Units	Date Prepared	Date Analyzed	Method
Chromium, Hexavalent	1.0	0.2	0.0050	1	B	ug/L	N/A	06/21/06	EPA 218.6
Perchlorate	4.7	2.0	0.43	1		ug/L	N/A	06/23/06	EPA 314.0

Client Sample Number	Lab Sample Number	Date Collected	Matrix
P-105	**06-06-1354-6**	**06/21/06**	**Aqueous**

Parameter	Result	RL	MDL	DF	Qual	Units	Date Prepared	Date Analyzed	Method
Chromium, Hexavalent	1.1	0.2	0.0050	1	B	ug/L	N/A	06/21/06	EPA 218.6
Perchlorate	4.5	2.0	0.43	1		ug/L	N/A	06/23/06	EPA 314.0

Client Sample Number	Lab Sample Number	Date Collected	Matrix
MW-30	**06-06-1354-7**	**06/21/06**	**Aqueous**

Parameter	Result	RL	MDL	DF	Qual	Units	Date Prepared	Date Analyzed	Method
Perchlorate	170	20	4.3	10		ug/L	N/A	06/23/06	EPA 314.0

Client Sample Number	Lab Sample Number	Date Collected	Matrix
Method Blank		**N/A**	**Aqueous**

Comment(s): (1) Results were evaluated to the MDL, concentrations >= to the MDL but < RL, if found, are qualified with a "J" flag.

Parameter	Result	RL	MDL	DF	Qual	Units	Date Prepared	Date Analyzed	Method
Chromium, Hexavalent (1)	0.027	0.20	0.0050	1	J	ug/L	N/A	06/21/06	EPA 218.6
Perchlorate (1)	ND	2.0	0.43	1		ug/L	N/A	06/23/06	EPA 314.0

RL - Reporting Limit , DF - Dilution Factor , Qual - Qualifiers

Calscience Environmental Laboratories, Inc.

Quality Control - Spike/Spike Duplicate

Tetra Tech, Inc.
348 West Hospitality Lane, Ste 100
San Bernardino, CA 92408-3216

Date Received: 06/21/06
Work Order No: 06-06-1354
Preparation: EPA 3010A Total
Method: EPA 6010B

Project LMC Beaumont Site 1 / TC #18086-02

Quality Control Sample ID	Matrix	Instrument	Date Prepared	Date Analyzed	MS/MSD Batch Number
P-05	**Aqueous**	**ICP 3300**	**06/22/06**	**06/23/06**	**060622S04**

Parameter	MS %REC	MSD %REC	%REC CL	RPD	RPD CL	Qualifiers
Arsenic	108	107	80-140	1	0-11	
Beryllium	107	105	89-119	2	0-8	
Cadmium	107	107	82-124	0	0-7	
Lead	107	105	84-120	2	0-7	

RPD - Relative Percent Difference , CL - Control Limit

Calscience Environmental Laboratories, Inc.

Quality Control - Spike/Spike Duplicate

Tetra Tech, Inc.
348 West Hospitality Lane, Ste 100
San Bernardino, CA 92408-3216

Date Received: 06/21/06
Work Order No: 06-06-1354
Preparation: EPA 3520B
Method: EPA 8270C(M) Isotope Dilution

Project LMC Beaumont Site 1 / TC #18086-02

Quality Control Sample ID	Matrix	Instrument	Date Prepared	Date Analyzed	MS/MSD Batch Number
P-05	**Aqueous**	**GC/MS P**	**06/27/06**	**06/30/06**	**060627S07**

Parameter	MS %REC	MSD %REC	%REC CL	RPD	RPD CL	Qualifiers
1,4-Dioxane	111	116	50-130	4	0-20	

RPD - Relative Percent Difference , CL - Control Limit

Calscience Environmental Laboratories, Inc.

Quality Control - Spike/Spike Duplicate

Tetra Tech, Inc.	Date Received: 06/21/06
348 West Hospitality Lane, Ste 100	Work Order No: 06-06-1354
San Bernardino, CA 92408-3216	Preparation: EPA 3520B
	Method: EPA 1625CM

Project LMC Beaumont Site 1 / TC #18086-02

Quality Control Sample ID	Matrix	Instrument	Date Prepared	Date Analyzed	MS/MSD Batch Number
P-05	**Aqueous**	**GC/MS H**	**06/23/06**	**06/26/06**	**060623S09B**

Parameter	MS %REC	MSD %REC	%REC CL	RPD	RPD CL	Qualifiers
N-Nitrosodimethylamine	142	113	50-130	23	0-20	3,4

RPD - Relative Percent Difference , CL - Control Limit

Calscience Environmental Laboratories, Inc.

Quality Control - Spike/Spike Duplicate

Tetra Tech, Inc.
348 West Hospitality Lane, Ste 100
San Bernardino, CA 92408-3216

Date Received: 06/21/06
Work Order No: 06-06-1354
Preparation: Extraction
Method: EPA 8330

Project LMC Beaumont Site 1 / TC #18086-02

Quality Control Sample ID	Matrix	Instrument	Date Prepared	Date Analyzed	MS/MSD Batch Number
P-05	**Aqueous**	**HPLC 7**	**06/28/06**	**06/30/06**	**060628S05**

Parameter	MS %REC	MSD %REC	%REC CL	RPD	RPD CL	Qualifiers
4-Amino-2,6-DNT	79	87	40-160	9	0-20	
2-Amino-4,6-DNT	81	85	40-160	5	0-20	
1,3-Dinitrobenzene	81	86	40-160	6	0-20	
2,4-Dinitrotoluene	89	93	40-160	5	0-20	
2,6-Dinitrotoluene	82	84	40-160	2	0-20	
HMX	82	87	40-160	6	0-20	
Nitrobenzene	81	87	40-160	6	0-20	
2-Nitrotoluene	88	91	40-160	3	0-20	
3-Nitrotoluene	82	83	40-160	1	0-20	
4-Nitrotoluene	83	88	40-160	5	0-20	
RDX	80	90	40-160	12	0-20	
Tetryl	104	109	40-160	5	0-20	
1,3,5-Trinitrobenzene	90	90	40-160	0	0-20	
2,4,6-Trinitrotoluene	88	96	40-160	9	0-20	

RPD - Relative Percent Difference , CL - Control Limit

Calscience Environmental Laboratories, Inc.

Quality Control - Spike/Spike Duplicate

Tetra Tech, Inc.
348 West Hospitality Lane, Ste 100
San Bernardino, CA 92408-3216

Date Received: 06/21/06
Work Order No: 06-06-1354
Preparation: EPA 5030B
Method: EPA 8260B

Project LMC Beaumont Site 1 / TC #18086-02

Quality Control Sample ID	Matrix	Instrument	Date Prepared	Date Analyzed	MS/MSD Batch Number
P-05	**Aqueous**	**GC/MS S**	**06/23/06**	**06/24/06**	**060623S02**

Parameter	MS %REC	MSD %REC	%REC CL	RPD	RPD CL	Qualifiers
Benzene	94	94	88-118	1	0-7	
Carbon Tetrachloride	86	87	67-145	2	0-11	
Chlorobenzene	93	93	88-118	1	0-7	
1,2-Dichlorobenzene	92	92	86-116	0	0-8	
1,1-Dichloroethene	93	93	70-130	0	0-25	
Toluene	92	93	87-123	1	0-8	
Trichloroethene	93	93	79-127	0	0-10	
Vinyl Chloride	97	97	69-129	0	0-13	
Methyl-t-Butyl Ether (MTBE)	96	97	71-131	1	0-13	
Tert-Butyl Alcohol (TBA)	82	90	36-168	10	0-45	
Diisopropyl Ether (DIPE)	103	102	81-123	1	0-9	
Ethyl-t-Butyl Ether (ETBE)	97	98	72-126	0	0-12	
Tert-Amyl-Methyl Ether (TAME)	90	93	72-126	3	0-12	
Ethanol	93	99	53-149	7	0-31	

RPD - Relative Percent Difference , CL - Control Limit

Calscience Environmental Laboratories, Inc.

Quality Control - Spike/Spike Duplicate

Tetra Tech, Inc.
348 West Hospitality Lane, Ste 100
San Bernardino, CA 92408-3216

Date Received: 06/21/06
Work Order No: 06-06-1354
Preparation: EPA 5030B
Method: SRL 524M-TCP

Project LMC Beaumont Site 1 / TC #18086-02

Quality Control Sample ID	Matrix	Instrument	Date Prepared	Date Analyzed	MS/MSD Batch Number
P-05	**Aqueous**	**GC/MS M**	**06/23/06**	**06/23/06**	**060623S02**

Parameter	MS %REC	MSD %REC	%REC CL	RPD	RPD CL	Qualifiers
1,2,3-Trichloropropane	82	86	80-120	4	0-20	
1,4-Dioxane	92	90	80-120	2	0-20	

RPD - Relative Percent Difference , CL - Control Limit

Calscience Environmental Laboratories, Inc.

Quality Control - Spike/Spike Duplicate

Tetra Tech, Inc.
348 West Hospitality Lane, Ste 100
San Bernardino, CA 92408-3216

Date Received: N/A
Work Order No: 06-06-1354

Project: LMC Beaumont Site 1 / TC #18086-02

Matrix: Aqueous

Parameter	Method	Quality Control Sample ID	Date Analyzed	Date Extracted	MS% REC	MSD % REC	%REC CL	RPD	RPD CL	Qualifiers
Chromium, Hexavalent	EPA 218.6	P-05	06/22/06	N/A	102	104	85-121	1	0-4	
Perchlorate	EPA 314.0	P-05	06/23/06	N/A	99	99	80-120	0	0-15	

RPD - Relative Percent Difference , CL - Control Limit

Calscience Environmental Laboratories, Inc.

Quality Control - Laboratory Control Sample

Tetra Tech, Inc.		Date Received:	N/A
348 West Hospitality Lane, Ste 100		Work Order No:	06-06-1354
San Bernardino, CA 92408-3216		Preparation:	EPA 3010A Total
		Method:	EPA 6010B

Project: LMC Beaumont Site 1 / TC #18086-02

Quality Control Sample ID	Matrix	Instrument	Date Analyzed	Lab File ID	LCS Batch Number
097-01-003-6,228	**Aqueous**	**ICP 3300**	**06/23/06**	**060622-I-04**	**060622L04**

Parameter	Conc Added	Conc Recovered	LCS %Rec	%Rec CL	Qualifiers
Arsenic	0.500	0.521	104	80-120	
Beryllium	0.500	0.526	105	80-120	
Cadmium	0.500	0.536	107	80-120	
Lead	0.500	0.536	107	80-120	

RPD - Relative Percent Difference , CL - Control Limit

Calscience Environmental Laboratories, Inc.

Quality Control - LCS/LCS Duplicate

ACCREDITED IN ACCORDANCE WITH nelac

Tetra Tech, Inc.		Date Received:	N/A
348 West Hospitality Lane, Ste 100		Work Order No:	06-06-1354
San Bernardino, CA 92408-3216		Preparation:	EPA 3520B
		Method:	EPA 8270C(M) Isotope Dilution

Project: LMC Beaumont Site 1 / TC #18086-02

Quality Control Sample ID	Matrix	Instrument	Date Prepared	Date Analyzed	LCS/LCSD Batch Number
099-09-004-601	**Aqueous**	**GC/MS P**	**06/27/06**	**06/29/06**	**060627L07**

Parameter	LCS %REC	LCSD %REC	%REC CL	RPD	RPD CL	Qualifiers
1,4-Dioxane	108	121	50-130	12	0-20	

RPD - Relative Percent Difference , CL - Control Limit

Calscience Environmental Laboratories, Inc.

Quality Control - LCS/LCS Duplicate

Tetra Tech, Inc.
348 West Hospitality Lane, Ste 100
San Bernardino, CA 92408-3216

Date Received: N/A
Work Order No: 06-06-1354
Preparation: EPA 3520B
Method: EPA 1625CM

Project: LMC Beaumont Site 1 / TC #18086-02

Quality Control Sample ID	Matrix	Instrument	Date Prepared	Date Analyzed	LCS/LCSD Batch Number
099-07-027-251	**Aqueous**	**GC/MS H**	**06/23/06**	**06/27/06**	**060623L09**

Parameter	LCS %REC	LCSD %REC	%REC CL	RPD	RPD CL	Qualifiers
N-Nitrosodimethylamine	78	80	50-130	4	0-20	

RPD - Relative Percent Difference , CL - Control Limit

Calscience Environmental Laboratories, Inc.

Quality Control - LCS/LCS Duplicate

Tetra Tech, Inc.
348 West Hospitality Lane, Ste 100
San Bernardino, CA 92408-3216

Date Received: N/A
Work Order No: 06-06-1354
Preparation: Extraction
Method: EPA 8330

Project: LMC Beaumont Site 1 / TC #18086-02

Quality Control Sample ID	Matrix	Instrument	Date Prepared	Date Analyzed	LCS/LCSD Batch Number
099-10-032-39	**Aqueous**	**HPLC 7**	**06/28/06**	**06/30/06**	**060628L05**

Parameter	LCS %REC	LCSD %REC	%REC CL	RPD	RPD CL	Qualifiers
4-Amino-2,6-DNT	82	91	40-160	10	0-20	
2-Amino-4,6-DNT	85	90	40-160	5	0-20	
1,3-Dinitrobenzene	84	88	40-160	4	0-20	
2,4-Dinitrotoluene	92	98	40-160	6	0-20	
2,6-Dinitrotoluene	87	88	40-160	1	0-20	
HMX	91	95	40-160	4	0-20	
Nitrobenzene	83	88	40-160	7	0-20	
2-Nitrotoluene	86	92	40-160	7	0-20	
3-Nitrotoluene	85	89	40-160	4	0-20	
4-Nitrotoluene	84	90	40-160	8	0-20	
RDX	82	86	40-160	5	0-20	
Tetryl	97	107	40-160	10	0-20	
1,3,5-Trinitrobenzene	94	98	40-160	4	0-20	
2,4,6-Trinitrotoluene	95	97	40-160	2	0-20	

RPD - Relative Percent Difference , CL - Control Limit

Calscience Environmental Laboratories, Inc.

Quality Control - LCS/LCS Duplicate

Tetra Tech, Inc.
348 West Hospitality Lane, Ste 100
San Bernardino, CA 92408-3216

Date Received: N/A
Work Order No: 06-06-1354
Preparation: EPA 5030B
Method: EPA 8260B

Project: LMC Beaumont Site 1 / TC #18086-02

Quality Control Sample ID	Matrix	Instrument	Date Prepared	Date Analyzed	LCS/LCSD Batch Number
099-10-006-18,352	**Aqueous**	**GC/MS S**	**06/23/06**	**06/24/06**	**060623L02**

Parameter	LCS %REC	LCSD %REC	%REC CL	RPD	RPD CL	Qualifiers
Benzene	92	95	84-120	3	0-8	
Carbon Tetrachloride	85	89	63-147	4	0-10	
Chlorobenzene	93	95	89-119	2	0-7	
1,2-Dichlorobenzene	96	95	89-119	0	0-9	
1,1-Dichloroethene	93	94	77-125	2	0-16	
Toluene	91	94	83-125	3	0-9	
Trichloroethene	90	95	89-119	5	0-8	
Vinyl Chloride	98	100	63-135	1	0-13	
Methyl-t-Butyl Ether (MTBE)	98	98	82-118	0	0-13	
Tert-Butyl Alcohol (TBA)	88	91	46-154	4	0-32	
Diisopropyl Ether (DIPE)	103	103	81-123	1	0-11	
Ethyl-t-Butyl Ether (ETBE)	99	100	74-122	1	0-12	
Tert-Amyl-Methyl Ether (TAME)	94	94	76-124	1	0-10	
Ethanol	91	98	60-138	7	0-32	

RPD - Relative Percent Difference , CL - Control Limit

Calscience Environmental Laboratories, Inc.

Quality Control - LCS/LCS Duplicate

Tetra Tech, Inc.
348 West Hospitality Lane, Ste 100
San Bernardino, CA 92408-3216

Date Received: N/A
Work Order No: 06-06-1354
Preparation: EPA 5030B
Method: SRL 524M-TCP

Project: LMC Beaumont Site 1 / TC #18086-02

Quality Control Sample ID	Matrix	Instrument	Date Prepared	Date Analyzed	LCS/LCSD Batch Number
099-10-022-241	**Aqueous**	**GC/MS M**	**06/23/06**	**06/23/06**	**060623L01**

Parameter	LCS %REC	LCSD %REC	%REC CL	RPD	RPD CL	Qualifiers
1,2,3-Trichloropropane	81	88	80-120	8	0-20	
1,4-Dioxane	86	90	80-120	5	0-20	

RPD - Relative Percent Difference , CL - Control Limit

Calscience Environmental Laboratories, Inc.

Quality Control - LCS/LCS Duplicate

ACCREDITED IN ACCORDANCE WITH nelac

Tetra Tech, Inc.
348 West Hospitality Lane, Ste 100
San Bernardino, CA 92408-3216

Date Received: N/A
Work Order No: 06-06-1354

Project: LMC Beaumont Site 1 / TC #18086-02

Matrix: Aqueous

Parameter	Method	Quality Control Sample ID	Date Extracted	Date Analyzed	LCS % REC	LCSD % REC	%REC CL	RPD	RPD CL	Qual
Chromium, Hexavalent	EPA 218.6	099-05-124-488	N/A	06/21/06	98	99	95-107	1	0-20	
Perchlorate	EPA 314.0	099-05-203-423	N/A	06/23/06	107	104	85-115	3	0-15	

RPD - Relative Percent Difference , CL - Control Limit

Calscience Environmental Laboratories, Inc.

Glossary of Terms and Qualifiers

Work Order Number: 06-06-1354

Qualifier	Definition
*	See applicable analysis comment.
1	Surrogate compound recovery was out of control due to a required sample dilution, therefore, the sample data was reported without further clarification.
2	Surrogate compound recovery was out of control due to matrix interference. The associated method blank surrogate spike compound was in control and, therefore, the sample data was reported without further clarification.
3	Recovery of the Matrix Spike or Matrix Spike Duplicate compound was out of control due to matrix interference. The associated LCS and/or LCSD was in control and, therefore, the sample data was reported without further clarification.
4	The MS/MSD RPD was out of control due to matrix interference. The LCS/LCSD RPD was in control and, therefore, the sample data was reported without further clarification.
5	The PDS/PDSD associated with this batch of samples was out of control due to a matrix interference effect. The associated batch LCS/LCSD was in control and, hence, the associated sample data was reported with no further corrective action required.
A	Result is the average of all dilutions, as defined by the method.
B	Analyte was present in the associated method blank.
C	Analyte presence was not confirmed on primary column.
E	Concentration exceeds the calibration range.
H	Sample received and/or analyzed past the recommended holding time.
J	Analyte was detected at a concentration below the reporting limit and above the laboratory method detection limit. Reported value is estimated.
N	Nontarget Analyte.
ND	Parameter not detected at the indicated reporting limit.
Q	Spike recovery and RPD control limits do not apply resulting from the parameter concentration in the sample exceeding the spike concentration by a factor of four or greater.
U	Undetected at the laboratory method detection limit.
X	% Recovery and/or RPD out-of-range.
Z	Analyte presence was not confirmed by second column or GC/MS analysis.

CHAIN OF CUSTODY RECORD

TETRA TECH, INC.
348 W. Hospitality Lane, Suite 100
San Bernardino, California 92408
Telephone: (909) 381-1674
FAX: (909) 889-1391

SHIP TO: Calscience (via courier)

1354

DATE 06/21/2006 PAGE 1 OF 1

CLIENT: Tetra Tech
PROJECT NAME: LMC Beaumont Site 1 ~~18086-02~~
PROJECT MANAGER: Brenda Meyer
TC #: 18086-02
SAMPLERS (Signatures)

TURN-AROUND TIME: Standard

OBSERVATIONS/COMMENTS: Report all data to the MDL

LINE ITEM	SAMPLE NO.	DATE	TIME	VOCs + TIC (SW8260B)	Perchlorate (314.0)	1,4-Dioxane (SW 8270C mod)	RDX (8330)	NDMA (1625C mod)	1,2,3-TCP (SRL 524 M)	As, Be, Cd, Pb (6010) Filtered	As, Be, Cd, Pb (6010) Unfiltered	Hex Chrome (218.6)	FILTERED/UNFILTERED	MATRIX TYPE	CONTAINER TYPE	NUMBER OF CONTAINERS	PRESERVATIVE	
1.	LTB-062106	06/21/2006	0700	X									UF	W	G	4	HCl	
2.	LEB-062106-GP		0730	X	X	X	X	X	X	X	X	X	~~UF~~ F		G/P	12	HCl + $NaOH$ + H_2SO_4	
3.	SW-07 resamp		0930			X							UF		G	1	H_2SO_4	
4.	LSW-June06-resamp		1020			X							UF		G	1	"	
5.	P-05		1210	X	X	X	X	X	X	X	X	X	~~UF~~ F		G/P	36	HCl + H_2SO_4	Includes MS/MSD
6.	P-105		1220	X	X	X	X	X	X	X	X	X	~~UF~~ F		G/P	12		
7.	MW-30	↓	1408	X	X	X							UF	↓	G/P	5	↓	
8.																		
9.																		
10.																		

FILTERING: ☐ FILTERED ☐ UNFILTERED

MATRIX TYPE: S - Soil; M - Sediment; W - Water

CONTAINER TYPE: G - Glass Bottle/Jar; SS - Stainless Steel Sleeve; SB - Brass Sleeve; P - Plastic Bottle/Jar

PRESERVATIVES: (Water Only) HCL; NaOH; NR (None required); H_2SO_4

RELINQUISHED BY	SIGNATURE	COMPANY	DATE	TIME	
David Bertolacci		TETRA TECH, INC.	06/21/2006	1530	TOTAL NUMBER OF CONTAINERS ON THIS CHAIN OF CUSTODY: 71
RECEIVED BY: B KRISTANTO		CALSCIENCE LAB	06/21/06	15:30	METHOD OF SHIPMENT/SHIPMENT NO.: courier
RELINQUISHED BY: B KRISTANTO		CEL	06/21/06	18:15	Special Shipping/Handling/Storage Requirements:
RECEIVED BY: N-CRUISE		CEL	06/21/06	18:15	

DISTRIBUTION: White and Pink = Tetra Tech, Inc. Canary = Laboratory

X:\GIS\ATT-MISC\COCR.CDR

Calscience Environmental Laboratories, Inc.

WORK ORDER #: 06 - 06 - 1354

Cooler 1 of 1

SAMPLE RECEIPT FORM

CLIENT: TETRA TECH DATE: 06/21/06

TEMPERATURE – SAMPLES RECEIVED BY:

CALSCIENCE COURIER:

- _____ Chilled, cooler with temperature blank provided.
- _____ Chilled, cooler without temperature blank.
- ✓ Chilled and placed in cooler with wet ice.
- _____ Ambient and placed in cooler with wet ice.
- _____ Ambient temperature.

3.2 °C Temperature blank.

LABORATORY (Other than Calscience Courier):

- _____ °C Temperature blank.
- _____ °C IR thermometer.
- _____ Ambient temperature.

Initial: RB

CUSTODY SEAL INTACT:

Sample(s): _____ Cooler: _____ No (Not Intact) : _____ Not Applicable (N/A): ✓

Initial: RB

SAMPLE CONDITION:

	Yes	No	N/A
Chain-Of-Custody document(s) received with samples	✓		
Sampler's name indicated on COC	✓		
Sample container label(s) consistent with custody papers	✓		
Sample container(s) intact and good condition	✓		
Correct containers and volume for analyses requested	✓		
Proper preservation noted on sample label(s)	✓		
VOA vial(s) free of headspace.	✓		
Tedlar bag(s) free of condensation			✓

Initial: RB

COMMENTS:

Calscience
Environmental
Laboratories, Inc.

July 07, 2006

Brenda Meyer
Tetra Tech, Inc.
348 West Hospitality Lane, Ste 100
San Bernardino, CA 92408-3216

Subject: **Calscience Work Order No.: 06-06-1355**
Client Reference: LMC Beaumont Site 1 / TC #18086-02

Dear Client:

Enclosed is an analytical report for the above-referenced project. The samples included in this report were received 6/21/2006 and analyzed in accordance with the attached chain-of-custody.

Unless otherwise noted, all analytical testing was accomplished in accordance with the guidelines established in our Quality Systems Manual, applicable standard operating procedures, and other related documentation. The original report of any subcontracted analysis is provided herein, and follows the standard Calscience data package. The results in this analytical report are limited to the samples tested and any reproduction thereof must be made in its entirety.

If you have any questions regarding this report, please do not hesitate to contact the undersigned.

Sincerely,

Calscience Environmental
Laboratories, Inc.
Jason Torres
Project Manager

Calscience Environmental Laboratories, Inc.

Analytical Report

Tetra Tech, Inc.
348 West Hospitality Lane, Ste 100
San Bernardino, CA 92408-3216

Date Received: 06/21/06
Work Order No: 06-06-1355
Preparation: EPA 3520B
Method: EPA 8270C(M) Isotope Dilution

Project: LMC Beaumont Site 1 / TC #18086-02

Client Sample Number	Lab Sample Number	Date Collected	Matrix	Date Prepared	Date Analyzed	QC Batch ID
LEB-062006-GP	**06-06-1355-2**	**06/20/06**	**Aqueous**	**06/23/06**	**06/30/06**	**060623L08D**

Comment(s): -Results were evaluated to the MDL, concentrations >= to the MDL but < RL, if found, are qualified with a "J" flag.

Parameter	Result	RL	MDL	DF	Qual	Units
1,4-Dioxane	ND	2.0	0.40	1		ug/L
Surrogates:	**REC (%)**	**Control Limits**			**Qual**	
Nitrobenzene-d5	74	56-123				

Client Sample Number	Lab Sample Number	Date Collected	Matrix	Date Prepared	Date Analyzed	QC Batch ID
OW-01	**06-06-1355-3**	**06/20/06**	**Aqueous**	**06/23/06**	**06/29/06**	**060623L08D**

Comment(s): -Results were evaluated to the MDL, concentrations >= to the MDL but < RL, if found, are qualified with a "J" flag.

Parameter	Result	RL	MDL	DF	Qual	Units
1,4-Dioxane	ND	2.0	0.40	1		ug/L
Surrogates:	**REC (%)**	**Control Limits**			**Qual**	
Nitrobenzene-d5	99	56-123				

Client Sample Number	Lab Sample Number	Date Collected	Matrix	Date Prepared	Date Analyzed	QC Batch ID
MW-35	**06-06-1355-4**	**06/20/06**	**Aqueous**	**06/23/06**	**06/29/06**	**060623L08D**

Comment(s): -Results were evaluated to the MDL, concentrations >= to the MDL but < RL, if found, are qualified with a "J" flag.

Parameter	Result	RL	MDL	DF	Qual	Units
1,4-Dioxane	ND	2.0	0.40	1		ug/L
Surrogates:	**REC (%)**	**Control Limits**			**Qual**	
Nitrobenzene-d5	101	56-123				

Client Sample Number	Lab Sample Number	Date Collected	Matrix	Date Prepared	Date Analyzed	QC Batch ID
MW-36	**06-06-1355-5**	**06/20/06**	**Aqueous**	**06/23/06**	**06/29/06**	**060623L08D**

Comment(s): -Results were evaluated to the MDL, concentrations >= to the MDL but < RL, if found, are qualified with a "J" flag.

Parameter	Result	RL	MDL	DF	Qual	Units
1,4-Dioxane	ND	2.0	0.40	1		ug/L
Surrogates:	**REC (%)**	**Control Limits**			**Qual**	
Nitrobenzene-d5	94	56-123				

Client Sample Number	Lab Sample Number	Date Collected	Matrix	Date Prepared	Date Analyzed	QC Batch ID
LEB-062006-B	**06-06-1355-6**	**06/20/06**	**Aqueous**	**06/23/06**	**06/29/06**	**060623L08D**

Comment(s): -Results were evaluated to the MDL, concentrations >= to the MDL but < RL, if found, are qualified with a "J" flag.

Parameter	Result	RL	MDL	DF	Qual	Units
1,4-Dioxane	ND	2.0	0.40	1		ug/L
Surrogates:	**REC (%)**	**Control Limits**			**Qual**	
Nitrobenzene-d5	83	56-123				

RL - Reporting Limit , DF - Dilution Factor , Qual - Qualifiers

Calscience Environmental Laboratories, Inc.

Analytical Report

Tetra Tech, Inc.		Date Received:	06/21/06
348 West Hospitality Lane, Ste 100		Work Order No:	06-06-1355
San Bernardino, CA 92408-3216		Preparation:	EPA 3520B
		Method:	EPA 8270C(M) Isotope Dilution

Project: LMC Beaumont Site 1 / TC #18086-02

Client Sample Number	Lab Sample Number	Date Collected	Matrix	Date Prepared	Date Analyzed	QC Batch ID
Method Blank	**099-09-004-603**	**N/A**	**Aqueous**	**06/23/06**	**06/28/06**	**060623L08D**

Comment(s): -Results were evaluated to the MDL, concentrations >= to the MDL but < RL, if found, are qualified with a "J" flag.

Parameter	Result	RL	MDL	DF	Qual	Units
1,4-Dioxane	ND	2.0	0.40	1		ug/L

Surrogates:	REC (%)	Control Limits	Qual
Nitrobenzene-d5	83	56-123	

RL - Reporting Limit , DF - Dilution Factor , Qual - Qualifiers

Calscience Environmental Laboratories, Inc.

Analytical Report

Tetra Tech, Inc.	Date Received:	06/21/06
348 West Hospitality Lane, Ste 100	Work Order No:	06-06-1355
San Bernardino, CA 92408-3216	Preparation:	EPA 5030B
	Method:	EPA 8260B
	Units:	ug/L
Project: LMC Beaumont Site 1 / TC #18086-02		Page 1 of 9

Client Sample Number	Lab Sample Number	Date Collected	Matrix	Date Prepared	Date Analyzed	QC Batch ID
LTB-062006	**06-06-1355-1**	**06/20/06**	**Aqueous**	**06/23/06**	**06/24/06**	**060623L02**

Comment(s): -Results were evaluated to the MDL, concentrations >= to the MDL but < RL, if found, are qualified with a "J" flag.

Parameter	Result	RL	MDL	DF	Qual	Parameter	Result	RL	MDL	DF	Qual
Acetone	9.3	10.0	6.1	1	J,B	1,3-Dichloropropane	ND	1.0	0.30	1	
Benzene	ND	0.50	0.26	1		2,2-Dichloropropane	ND	1.0	0.40	1	
Bromobenzene	ND	1.0	0.47	1		1,1-Dichloropropene	ND	1.0	0.21	1	
Bromochloromethane	ND	1.0	0.68	1		c-1,3-Dichloropropene	ND	0.50	0.45	1	
Bromodichloromethane	ND	1.0	0.27	1		t-1,3-Dichloropropene	ND	0.50	0.31	1	
Bromoform	ND	1.0	0.62	1		Ethylbenzene	ND	1.0	0.17	1	
Bromomethane	ND	10	2.9	1		2-Hexanone	ND	10	1.9	1	
2-Butanone	ND	10	4.2	1		Isopropylbenzene	ND	1.0	0.24	1	
n-Butylbenzene	ND	1.0	0.29	1		p-Isopropyltoluene	ND	1.0	0.21	1	
sec-Butylbenzene	ND	1.0	0.21	1		Methylene Chloride	6.3	10.0	2.6	1	J,B
tert-Butylbenzene	ND	1.0	0.17	1		4-Methyl-2-Pentanone	ND	10	2.4	1	
Carbon Disulfide	ND	10	1.0	1		Naphthalene	ND	10	0.95	1	
Carbon Tetrachloride	ND	0.50	0.42	1		n-Propylbenzene	ND	1.0	0.30	1	
Chlorobenzene	ND	1.0	0.36	1		Styrene	ND	1.0	0.29	1	
Chloroethane	ND	1.0	0.52	1		1,1,1,2-Tetrachloroethane	ND	1.0	0.37	1	
Chloroform	ND	1.0	0.22	1		1,1,2,2-Tetrachloroethane	ND	1.0	0.37	1	
Chloromethane	ND	10	1.8	1		Tetrachloroethene	ND	1.0	0.29	1	
2-Chlorotoluene	ND	1.0	0.24	1		Toluene	ND	1.0	0.35	1	
4-Chlorotoluene	ND	1.0	0.30	1		1,2,3-Trichlorobenzene	ND	1.0	0.39	1	
Dibromochloromethane	ND	1.0	0.45	1		1,2,4-Trichlorobenzene	ND	1.0	0.35	1	
1,2-Dibromo-3-Chloropropane	ND	5.0	2.5	1		1,1,1-Trichloroethane	ND	1.0	0.32	1	
1,2-Dibromoethane	ND	1.0	0.81	1		1,1,2-Trichloro-1,2,2-Trifluoroethane	ND	10	0.54	1	
Dibromomethane	ND	1.0	0.42	1		1,1,2-Trichloroethane	ND	1.0	0.54	1	
1,2-Dichlorobenzene	ND	1.0	0.24	1		Trichloroethene	ND	1.0	0.30	1	
1,3-Dichlorobenzene	ND	1.0	0.38	1		Trichlorofluoromethane	ND	10	0.36	1	
1,4-Dichlorobenzene	ND	1.0	0.30	1		1,2,3-Trichloropropane	ND	5.0	2.3	1	
Dichlorodifluoromethane	ND	1.0	0.27	1		1,2,4-Trimethylbenzene	ND	1.0	0.26	1	
1,1-Dichloroethane	ND	1.0	0.53	1		1,3,5-Trimethylbenzene	ND	1.0	0.19	1	
1,2-Dichloroethane	ND	0.50	0.22	1		Vinyl Acetate	ND	10	3.2	1	
1,1-Dichloroethene	ND	1.0	0.31	1		Vinyl Chloride	ND	0.50	0.33	1	
c-1,2-Dichloroethene	ND	1.0	0.35	1		p/m-Xylene	ND	1.0	0.38	1	
t-1,2-Dichloroethene	ND	1.0	0.29	1		o-Xylene	ND	1.0	0.21	1	
1,2-Dichloropropane	ND	1.0	0.28	1		Methyl-t-Butyl Ether (MTBE)	ND	1.0	0.29	1	

Surrogates:	REC (%)	Control Limits	Qual	Surrogates:	REC (%)	Control Limits	Qual
Dibromofluoromethane	103	74-140		1,2-Dichloroethane-d4	106	74-146	
Toluene-d8	99	88-112		1,4-Bromofluorobenzene	98	74-110	

RL - Reporting Limit , DF - Dilution Factor , Qual - Qualifiers

Calscience Environmental Laboratories, Inc.

Analytical Report

Tetra Tech, Inc.	Date Received:	06/21/06
348 West Hospitality Lane, Ste 100	Work Order No:	06-06-1355
San Bernardino, CA 92408-3216	Preparation:	EPA 5030B
	Method:	EPA 8260B
	Units:	ug/L
Project: LMC Beaumont Site 1 / TC #18086-02		Page 2 of 9

Client Sample Number	Lab Sample Number	Date Collected	Matrix	Date Prepared	Date Analyzed	QC Batch ID
LEB-062006-GP	**06-06-1355-2**	**06/20/06**	**Aqueous**	**06/23/06**	**06/24/06**	**060623L02**

Comment(s): -Results were evaluated to the MDL, concentrations >= to the MDL but < RL, if found, are qualified with a "J" flag.

Parameter	Result	RL	MDL	DF	Qual	Parameter	Result	RL	MDL	DF	Qual
Acetone	10	10	6.1	1	B	1,3-Dichloropropane	ND	1.0	0.30	1	
Benzene	ND	0.50	0.26	1		2,2-Dichloropropane	ND	1.0	0.40	1	
Bromobenzene	ND	1.0	0.47	1		1,1-Dichloropropene	ND	1.0	0.21	1	
Bromochloromethane	ND	1.0	0.68	1		c-1,3-Dichloropropene	ND	0.50	0.45	1	
Bromodichloromethane	ND	1.0	0.27	1		t-1,3-Dichloropropene	ND	0.50	0.31	1	
Bromoform	ND	1.0	0.62	1		Ethylbenzene	ND	1.0	0.17	1	
Bromomethane	ND	10	2.9	1		2-Hexanone	ND	10	1.9	1	
2-Butanone	ND	10	4.2	1		Isopropylbenzene	ND	1.0	0.24	1	
n-Butylbenzene	ND	1.0	0.29	1		p-Isopropyltoluene	ND	1.0	0.21	1	
sec-Butylbenzene	ND	1.0	0.21	1		Methylene Chloride	4.3	10.0	2.6	1	J,B
tert-Butylbenzene	ND	1.0	0.17	1		4-Methyl-2-Pentanone	ND	10	2.4	1	
Carbon Disulfide	ND	10	1.0	1		Naphthalene	ND	10	0.95	1	
Carbon Tetrachloride	ND	0.50	0.42	1		n-Propylbenzene	ND	1.0	0.30	1	
Chlorobenzene	ND	1.0	0.36	1		Styrene	ND	1.0	0.29	1	
Chloroethane	ND	1.0	0.52	1		1,1,1,2-Tetrachloroethane	ND	1.0	0.37	1	
Chloroform	0.37	1.0	0.22	1	J	1,1,2,2-Tetrachloroethane	ND	1.0	0.37	1	
Chloromethane	ND	10	1.8	1		Tetrachloroethene	ND	1.0	0.29	1	
2-Chlorotoluene	ND	1.0	0.24	1		Toluene	ND	1.0	0.35	1	
4-Chlorotoluene	ND	1.0	0.30	1		1,2,3-Trichlorobenzene	ND	1.0	0.39	1	
Dibromochloromethane	ND	1.0	0.45	1		1,2,4-Trichlorobenzene	ND	1.0	0.35	1	
1,2-Dibromo-3-Chloropropane	ND	5.0	2.5	1		1,1,1-Trichloroethane	ND	1.0	0.32	1	
1,2-Dibromoethane	ND	1.0	0.81	1		1,1,2-Trichloro-1,2,2-Trifluoroethane	ND	10	0.54	1	
Dibromomethane	ND	1.0	0.42	1		1,1,2-Trichloroethane	ND	1.0	0.54	1	
1,2-Dichlorobenzene	ND	1.0	0.24	1		Trichloroethene	ND	1.0	0.30	1	
1,3-Dichlorobenzene	ND	1.0	0.38	1		Trichlorofluoromethane	ND	10	0.36	1	
1,4-Dichlorobenzene	ND	1.0	0.30	1		1,2,3-Trichloropropane	ND	5.0	2.3	1	
Dichlorodifluoromethane	ND	1.0	0.27	1		1,2,4-Trimethylbenzene	ND	1.0	0.26	1	
1,1-Dichloroethane	ND	1.0	0.53	1		1,3,5-Trimethylbenzene	ND	1.0	0.19	1	
1,2-Dichloroethane	ND	0.50	0.22	1		Vinyl Acetate	ND	10	3.2	1	
1,1-Dichloroethene	ND	1.0	0.31	1		Vinyl Chloride	ND	0.50	0.33	1	
c-1,2-Dichloroethene	ND	1.0	0.35	1		p/m-Xylene	ND	1.0	0.38	1	
t-1,2-Dichloroethene	ND	1.0	0.29	1		o-Xylene	ND	1.0	0.21	1	
1,2-Dichloropropane	ND	1.0	0.28	1		Methyl-t-Butyl Ether (MTBE)	ND	1.0	0.29	1	

Surrogates:	REC (%)	Control Limits	Qual	Surrogates:	REC (%)	Control Limits	Qual
Dibromofluoromethane	104	74-140		1,2-Dichloroethane-d4	110	74-146	
Toluene-d8	99	88-112		1,4-Bromofluorobenzene	98	74-110	

RL - Reporting Limit , DF - Dilution Factor , Qual - Qualifiers

Calscience Environmental Laboratories, Inc.

Analytical Report

Tetra Tech, Inc.
348 West Hospitality Lane, Ste 100
San Bernardino, CA 92408-3216

Date Received:	06/21/06
Work Order No:	06-06-1355
Preparation:	EPA 5030B
Method:	EPA 8260B
Units:	ug/L

Project: LMC Beaumont Site 1 / TC #18086-02

Client Sample Number	Lab Sample Number	Date Collected	Matrix	Date Prepared	Date Analyzed	QC Batch ID
OW-01	**06-06-1355-3**	**06/20/06**	**Aqueous**	**06/23/06**	**06/23/06**	**060623L01**

Comment(s): -Results were evaluated to the MDL, concentrations >= to the MDL but < RL, if found, are qualified with a "J" flag.

Parameter	Result	RL	MDL	DF	Qual	Parameter	Result	RL	MDL	DF	Qual
Acetone	ND	10	6.1	1		1,3-Dichloropropane	ND	1.0	0.30	1	
Benzene	ND	0.50	0.26	1		2,2-Dichloropropane	ND	1.0	0.40	1	
Bromobenzene	ND	1.0	0.47	1		1,1-Dichloropropene	ND	1.0	0.21	1	
Bromochloromethane	ND	1.0	0.68	1		c-1,3-Dichloropropene	ND	0.50	0.45	1	
Bromodichloromethane	ND	1.0	0.27	1		t-1,3-Dichloropropene	ND	0.50	0.31	1	
Bromoform	ND	1.0	0.62	1		Ethylbenzene	ND	1.0	0.17	1	
Bromomethane	ND	10	2.9	1		2-Hexanone	ND	10	1.9	1	
2-Butanone	ND	10	4.2	1		Isopropylbenzene	ND	1.0	0.24	1	
n-Butylbenzene	ND	1.0	0.29	1		p-Isopropyltoluene	ND	1.0	0.21	1	
sec-Butylbenzene	ND	1.0	0.21	1		Methylene Chloride	4.6	10.0	2.6	1	J,B
tert-Butylbenzene	ND	1.0	0.17	1		4-Methyl-2-Pentanone	ND	10	2.4	1	
Carbon Disulfide	ND	10	1.0	1		Naphthalene	ND	10	0.95	1	
Carbon Tetrachloride	ND	0.50	0.42	1		n-Propylbenzene	ND	1.0	0.30	1	
Chlorobenzene	ND	1.0	0.36	1		Styrene	ND	1.0	0.29	1	
Chloroethane	ND	1.0	0.52	1		1,1,1,2-Tetrachloroethane	ND	1.0	0.37	1	
Chloroform	ND	1.0	0.22	1		1,1,2,2-Tetrachloroethane	ND	1.0	0.37	1	
Chloromethane	ND	10	1.8	1		Tetrachloroethene	ND	1.0	0.29	1	
2-Chlorotoluene	ND	1.0	0.24	1		Toluene	ND	1.0	0.35	1	
4-Chlorotoluene	ND	1.0	0.30	1		1,2,3-Trichlorobenzene	ND	1.0	0.39	1	
Dibromochloromethane	ND	1.0	0.45	1		1,2,4-Trichlorobenzene	ND	1.0	0.35	1	
1,2-Dibromo-3-Chloropropane	ND	5.0	2.5	1		1,1,1-Trichloroethane	ND	1.0	0.32	1	
1,2-Dibromoethane	ND	1.0	0.81	1		1,1,2-Trichloro-1,2,2-Trifluoroethane	ND	10	0.54	1	
Dibromomethane	ND	1.0	0.42	1		1,1,2-Trichloroethane	ND	1.0	0.54	1	
1,2-Dichlorobenzene	ND	1.0	0.24	1		Trichloroethene	ND	1.0	0.30	1	
1,3-Dichlorobenzene	ND	1.0	0.38	1		Trichlorofluoromethane	ND	10	0.36	1	
1,4-Dichlorobenzene	ND	1.0	0.30	1		1,2,3-Trichloropropane	ND	5.0	2.3	1	
Dichlorodifluoromethane	ND	1.0	0.27	1		1,2,4-Trimethylbenzene	ND	1.0	0.26	1	
1,1-Dichloroethane	ND	1.0	0.53	1		1,3,5-Trimethylbenzene	ND	1.0	0.19	1	
1,2-Dichloroethane	ND	0.50	0.22	1		Vinyl Acetate	ND	10	3.2	1	
1,1-Dichloroethene	ND	1.0	0.31	1		Vinyl Chloride	ND	0.50	0.33	1	
c-1,2-Dichloroethene	ND	1.0	0.35	1		p/m-Xylene	ND	1.0	0.38	1	
t-1,2-Dichloroethene	ND	1.0	0.29	1		o-Xylene	ND	1.0	0.21	1	
1,2-Dichloropropane	ND	1.0	0.28	1		Methyl-t-Butyl Ether (MTBE)	ND	1.0	0.29	1	

Surrogates:	REC (%)	Control Limits	Qual	Surrogates:	REC (%)	Control Limits	Qual
Dibromofluoromethane	104	74-140		1,2-Dichloroethane-d4	106	74-146	
Toluene-d8	99	88-112		1,4-Bromofluorobenzene	96	74-110	

RL - Reporting Limit , DF - Dilution Factor , Qual - Qualifiers

Calscience Environmental Laboratories, Inc.

Analytical Report

Tetra Tech, Inc.	Date Received:	06/21/06
348 West Hospitality Lane, Ste 100	Work Order No:	06-06-1355
San Bernardino, CA 92408-3216	Preparation:	EPA 5030B
	Method:	EPA 8260B
	Units:	ug/L
Project: LMC Beaumont Site 1 / TC #18086-02		Page 4 of 9

Client Sample Number	Lab Sample Number	Date Collected	Matrix	Date Prepared	Date Analyzed	QC Batch ID
MW-35	**06-06-1355-4**	**06/20/06**	**Aqueous**	**06/26/06**	**06/26/06**	**060626L01**

Comment(s): -Results were evaluated to the MDL, concentrations >= to the MDL but < RL, if found, are qualified with a "J" flag.

Parameter	Result	RL	MDL	DF	Qual	Parameter	Result	RL	MDL	DF	Qual
Acetone	7.8	10.0	6.1	1	J,B	1,3-Dichloropropane	ND	1.0	0.30	1	
Benzene	ND	0.50	0.26	1		2,2-Dichloropropane	ND	1.0	0.40	1	
Bromobenzene	ND	1.0	0.47	1		1,1-Dichloropropene	ND	1.0	0.21	1	
Bromochloromethane	ND	1.0	0.68	1		c-1,3-Dichloropropene	ND	0.50	0.45	1	
Bromodichloromethane	ND	1.0	0.27	1		t-1,3-Dichloropropene	ND	0.50	0.31	1	
Bromoform	ND	1.0	0.62	1		Ethylbenzene	ND	1.0	0.17	1	
Bromomethane	ND	10	2.9	1		2-Hexanone	ND	10	1.9	1	
2-Butanone	ND	10	4.2	1		Isopropylbenzene	ND	1.0	0.24	1	
n-Butylbenzene	ND	1.0	0.29	1		p-Isopropyltoluene	ND	1.0	0.21	1	
sec-Butylbenzene	ND	1.0	0.21	1		Methylene Chloride	4.2	10.0	2.6	1	J
tert-Butylbenzene	ND	1.0	0.17	1		4-Methyl-2-Pentanone	ND	10	2.4	1	
Carbon Disulfide	ND	10	1.0	1		Naphthalene	ND	10	0.95	1	
Carbon Tetrachloride	ND	0.50	0.42	1		n-Propylbenzene	ND	1.0	0.30	1	
Chlorobenzene	ND	1.0	0.36	1		Styrene	ND	1.0	0.29	1	
Chloroethane	ND	1.0	0.52	1		1,1,1,2-Tetrachloroethane	ND	1.0	0.37	1	
Chloroform	ND	1.0	0.22	1		1,1,2,2-Tetrachloroethane	ND	1.0	0.37	1	
Chloromethane	ND	10	1.8	1		Tetrachloroethene	ND	1.0	0.29	1	
2-Chlorotoluene	ND	1.0	0.24	1		Toluene	ND	1.0	0.35	1	
4-Chlorotoluene	ND	1.0	0.30	1		1,2,3-Trichlorobenzene	ND	1.0	0.39	1	
Dibromochloromethane	ND	1.0	0.45	1		1,2,4-Trichlorobenzene	ND	1.0	0.35	1	
1,2-Dibromo-3-Chloropropane	ND	5.0	2.5	1		1,1,1-Trichloroethane	ND	1.0	0.32	1	
1,2-Dibromoethane	ND	1.0	0.81	1		1,1,2-Trichloro-1,2,2-Trifluoroethane	ND	10	0.54	1	
Dibromomethane	ND	1.0	0.42	1		1,1,2-Trichloroethane	ND	1.0	0.54	1	
1,2-Dichlorobenzene	ND	1.0	0.24	1		Trichloroethene	ND	1.0	0.30	1	
1,3-Dichlorobenzene	ND	1.0	0.38	1		Trichlorofluoromethane	ND	10	0.36	1	
1,4-Dichlorobenzene	ND	1.0	0.30	1		1,2,3-Trichloropropane	ND	5.0	2.3	1	
Dichlorodifluoromethane	ND	1.0	0.27	1		1,2,4-Trimethylbenzene	ND	1.0	0.26	1	
1,1-Dichloroethane	ND	1.0	0.53	1		1,3,5-Trimethylbenzene	ND	1.0	0.19	1	
1,2-Dichloroethane	ND	0.50	0.22	1		Vinyl Acetate	ND	10	3.2	1	
1,1-Dichloroethene	ND	1.0	0.31	1		Vinyl Chloride	ND	0.50	0.33	1	
c-1,2-Dichloroethene	ND	1.0	0.35	1		p/m-Xylene	ND	1.0	0.38	1	
t-1,2-Dichloroethene	ND	1.0	0.29	1		o-Xylene	ND	1.0	0.21	1	
1,2-Dichloropropane	ND	1.0	0.28	1		Methyl-t-Butyl Ether (MTBE)	ND	1.0	0.29	1	

Surrogates:	REC (%)	Control Limits	Qual	Surrogates:	REC (%)	Control Limits	Qual
Dibromofluoromethane	106	74-140		1,2-Dichloroethane-d4	108	74-146	
Toluene-d8	98	88-112		1,4-Bromofluorobenzene	96	74-110	

RL - Reporting Limit , DF - Dilution Factor , Qual - Qualifiers

Calscience Environmental Laboratories, Inc.

Analytical Report

Tetra Tech, Inc.	Date Received:	06/21/06
348 West Hospitality Lane, Ste 100	Work Order No:	06-06-1355
San Bernardino, CA 92408-3216	Preparation:	EPA 5030B
	Method:	EPA 8260B
	Units:	ug/L
Project: LMC Beaumont Site 1 / TC #18086-02		Page 5 of 9

Client Sample Number	Lab Sample Number	Date Collected	Matrix	Date Prepared	Date Analyzed	QC Batch ID
MW-36	**06-06-1355-5**	**06/20/06**	**Aqueous**	**06/26/06**	**06/26/06**	**060626L01**

Comment(s): -Results were evaluated to the MDL, concentrations >= to the MDL but < RL, if found, are qualified with a "J" flag.

Parameter	Result	RL	MDL	DF	Qual	Parameter	Result	RL	MDL	DF	Qual
Acetone	9.0	10.0	6.1	1	J,B	1,3-Dichloropropane	ND	1.0	0.30	1	
Benzene	ND	0.50	0.26	1		2,2-Dichloropropane	ND	1.0	0.40	1	
Bromobenzene	ND	1.0	0.47	1		1,1-Dichloropropene	ND	1.0	0.21	1	
Bromochloromethane	ND	1.0	0.68	1		c-1,3-Dichloropropene	ND	0.50	0.45	1	
Bromodichloromethane	ND	1.0	0.27	1		t-1,3-Dichloropropene	ND	0.50	0.31	1	
Bromoform	ND	1.0	0.62	1		Ethylbenzene	ND	1.0	0.17	1	
Bromomethane	ND	10	2.9	1		2-Hexanone	ND	10	1.9	1	
2-Butanone	ND	10	4.2	1		Isopropylbenzene	ND	1.0	0.24	1	
n-Butylbenzene	ND	1.0	0.29	1		p-Isopropyltoluene	ND	1.0	0.21	1	
sec-Butylbenzene	ND	1.0	0.21	1		Methylene Chloride	4.1	10.0	2.6	1	J
tert-Butylbenzene	ND	1.0	0.17	1		4-Methyl-2-Pentanone	ND	10	2.4	1	
Carbon Disulfide	ND	10	1.0	1		Naphthalene	ND	10	0.95	1	
Carbon Tetrachloride	ND	0.50	0.42	1		n-Propylbenzene	ND	1.0	0.30	1	
Chlorobenzene	ND	1.0	0.36	1		Styrene	ND	1.0	0.29	1	
Chloroethane	ND	1.0	0.52	1		1,1,1,2-Tetrachloroethane	ND	1.0	0.37	1	
Chloroform	ND	1.0	0.22	1		1,1,2,2-Tetrachloroethane	ND	1.0	0.37	1	
Chloromethane	ND	10	1.8	1		Tetrachloroethene	ND	1.0	0.29	1	
2-Chlorotoluene	ND	1.0	0.24	1		Toluene	ND	1.0	0.35	1	
4-Chlorotoluene	ND	1.0	0.30	1		1,2,3-Trichlorobenzene	ND	1.0	0.39	1	
Dibromochloromethane	ND	1.0	0.45	1		1,2,4-Trichlorobenzene	ND	1.0	0.35	1	
1,2-Dibromo-3-Chloropropane	ND	5.0	2.5	1		1,1,1-Trichloroethane	ND	1.0	0.32	1	
1,2-Dibromoethane	ND	1.0	0.81	1		1,1,2-Trichloro-1,2,2-Trifluoroethane	ND	10	0.54	1	
Dibromomethane	ND	1.0	0.42	1		1,1,2-Trichloroethane	ND	1.0	0.54	1	
1,2-Dichlorobenzene	ND	1.0	0.24	1		Trichloroethene	ND	1.0	0.30	1	
1,3-Dichlorobenzene	ND	1.0	0.38	1		Trichlorofluoromethane	ND	10	0.36	1	
1,4-Dichlorobenzene	ND	1.0	0.30	1		1,2,3-Trichloropropane	ND	5.0	2.3	1	
Dichlorodifluoromethane	ND	1.0	0.27	1		1,2,4-Trimethylbenzene	ND	1.0	0.26	1	
1,1-Dichloroethane	ND	1.0	0.53	1		1,3,5-Trimethylbenzene	ND	1.0	0.19	1	
1,2-Dichloroethane	ND	0.50	0.22	1		Vinyl Acetate	ND	10	3.2	1	
1,1-Dichloroethene	ND	1.0	0.31	1		Vinyl Chloride	ND	0.50	0.33	1	
c-1,2-Dichloroethene	ND	1.0	0.35	1		p/m-Xylene	ND	1.0	0.38	1	
t-1,2-Dichloroethene	ND	1.0	0.29	1		o-Xylene	ND	1.0	0.21	1	
1,2-Dichloropropane	ND	1.0	0.28	1		Methyl-t-Butyl Ether (MTBE)	ND	1.0	0.29	1	

Surrogates:	REC (%)	Control Limits	Qual	Surrogates:	REC (%)	Control Limits	Qual
Dibromofluoromethane	105	74-140		1,2-Dichloroethane-d4	108	74-146	
Toluene-d8	98	88-112		1,4-Bromofluorobenzene	95	74-110	

RL - Reporting Limit , DF - Dilution Factor , Qual - Qualifiers

Calscience Environmental Laboratories, Inc.

Analytical Report

Tetra Tech, Inc.	Date Received:	06/21/06
348 West Hospitality Lane, Ste 100	Work Order No:	06-06-1355
San Bernardino, CA 92408-3216	Preparation:	EPA 5030B
	Method:	EPA 8260B
	Units:	ug/L
Project: LMC Beaumont Site 1 / TC #18086-02		Page 6 of 9

Client Sample Number	Lab Sample Number	Date Collected	Matrix	Date Prepared	Date Analyzed	QC Batch ID
LEB-062006-B	**06-06-1355-6**	**06/20/06**	**Aqueous**	**06/23/06**	**06/24/06**	**060623L02**

Comment(s): -Results were evaluated to the MDL, concentrations >= to the MDL but < RL, if found, are qualified with a "J" flag.

Parameter	Result	RL	MDL	DF	Qual	Parameter	Result	RL	MDL	DF	Qual
Acetone	ND	10	6.1	1		1,3-Dichloropropane	ND	1.0	0.30	1	
Benzene	ND	0.50	0.26	1		2,2-Dichloropropane	ND	1.0	0.40	1	
Bromobenzene	ND	1.0	0.47	1		1,1-Dichloropropene	ND	1.0	0.21	1	
Bromochloromethane	ND	1.0	0.68	1		c-1,3-Dichloropropene	ND	0.50	0.45	1	
Bromodichloromethane	ND	1.0	0.27	1		t-1,3-Dichloropropene	ND	0.50	0.31	1	
Bromoform	ND	1.0	0.62	1		Ethylbenzene	ND	1.0	0.17	1	
Bromomethane	ND	10	2.9	1		2-Hexanone	ND	10	1.9	1	
2-Butanone	ND	10	4.2	1		Isopropylbenzene	ND	1.0	0.24	1	
n-Butylbenzene	2.1	1.0	0.29	1		p-Isopropyltoluene	ND	1.0	0.21	1	
sec-Butylbenzene	ND	1.0	0.21	1		Methylene Chloride	6.6	10.0	2.6	1	J,B
tert-Butylbenzene	ND	1.0	0.17	1		4-Methyl-2-Pentanone	ND	10	2.4	1	
Carbon Disulfide	ND	10	1.0	1		Naphthalene	5.6	10.0	0.95	1	J
Carbon Tetrachloride	ND	0.50	0.42	1		n-Propylbenzene	ND	1.0	0.30	1	
Chlorobenzene	ND	1.0	0.36	1		Styrene	ND	1.0	0.29	1	
Chloroethane	ND	1.0	0.52	1		1,1,1,2-Tetrachloroethane	ND	1.0	0.37	1	
Chloroform	ND	1.0	0.22	1		1,1,2,2-Tetrachloroethane	ND	1.0	0.37	1	
Chloromethane	ND	10	1.8	1		Tetrachloroethene	ND	1.0	0.29	1	
2-Chlorotoluene	ND	1.0	0.24	1		Toluene	ND	1.0	0.35	1	
4-Chlorotoluene	ND	1.0	0.30	1		1,2,3-Trichlorobenzene	ND	1.0	0.39	1	
Dibromochloromethane	ND	1.0	0.45	1		1,2,4-Trichlorobenzene	ND	1.0	0.35	1	
1,2-Dibromo-3-Chloropropane	ND	5.0	2.5	1		1,1,1-Trichloroethane	ND	1.0	0.32	1	
1,2-Dibromoethane	ND	1.0	0.81	1		1,1,2-Trichloro-1,2,2-Trifluoroethane	ND	10	0.54	1	
Dibromomethane	ND	1.0	0.42	1		1,1,2-Trichloroethane	ND	1.0	0.54	1	
1,2-Dichlorobenzene	ND	1.0	0.24	1		Trichloroethene	ND	1.0	0.30	1	
1,3-Dichlorobenzene	ND	1.0	0.38	1		Trichlorofluoromethane	ND	10	0.36	1	
1,4-Dichlorobenzene	ND	1.0	0.30	1		1,2,3-Trichloropropane	ND	5.0	2.3	1	
Dichlorodifluoromethane	ND	1.0	0.27	1		1,2,4-Trimethylbenzene	9.3	1.0	0.26	1	
1,1-Dichloroethane	ND	1.0	0.53	1		1,3,5-Trimethylbenzene	1.7	1.0	0.19	1	
1,2-Dichloroethane	ND	0.50	0.22	1		Vinyl Acetate	ND	10	3.2	1	
1,1-Dichloroethene	ND	1.0	0.31	1		Vinyl Chloride	ND	0.50	0.33	1	
c-1,2-Dichloroethene	ND	1.0	0.35	1		p/m-Xylene	ND	1.0	0.38	1	
t-1,2-Dichloroethene	ND	1.0	0.29	1		o-Xylene	ND	1.0	0.21	1	
1,2-Dichloropropane	ND	1.0	0.28	1		Methyl-t-Butyl Ether (MTBE)	ND	1.0	0.29	1	

Surrogates:	REC (%)	Control Limits	Qual	Surrogates:	REC (%)	Control Limits	Qual
Dibromofluoromethane	105	74-140		1,2-Dichloroethane-d4	107	74-146	
Toluene-d8	98	88-112		1,4-Bromofluorobenzene	96	74-110	

RL - Reporting Limit , DF - Dilution Factor , Qual - Qualifiers

Calscience Environmental Laboratories, Inc.

Analytical Report

Tetra Tech, Inc.	Date Received:	06/21/06
348 West Hospitality Lane, Ste 100	Work Order No:	06-06-1355
San Bernardino, CA 92408-3216	Preparation:	EPA 5030B
	Method:	EPA 8260B
	Units:	ug/L
Project: LMC Beaumont Site 1 / TC #18086-02		Page 7 of 9

Client Sample Number	Lab Sample Number	Date Collected	Matrix	Date Prepared	Date Analyzed	QC Batch ID
Method Blank	**099-10-006-18,346**	**N/A**	**Aqueous**	**06/23/06**	**06/23/06**	**060623L01**

Comment(s): -Results were evaluated to the MDL, concentrations >= to the MDL but < RL, if found, are qualified with a "J" flag.

Parameter	Result	RL	MDL	DF	Qual	Parameter	Result	RL	MDL	DF	Qual
Acetone	11	10	6.1	1		1,3-Dichloropropane	ND	1.0	0.30	1	
Benzene	ND	0.50	0.26	1		2,2-Dichloropropane	ND	1.0	0.40	1	
Bromobenzene	ND	1.0	0.47	1		1,1-Dichloropropene	ND	1.0	0.21	1	
Bromochloromethane	ND	1.0	0.68	1		c-1,3-Dichloropropene	ND	0.50	0.45	1	
Bromodichloromethane	ND	1.0	0.27	1		t-1,3-Dichloropropene	ND	0.50	0.31	1	
Bromoform	ND	1.0	0.62	1		Ethylbenzene	ND	1.0	0.17	1	
Bromomethane	ND	10	2.9	1		2-Hexanone	ND	10	1.9	1	
2-Butanone	ND	10	4.2	1		Isopropylbenzene	ND	1.0	0.24	1	
n-Butylbenzene	ND	1.0	0.29	1		p-Isopropyltoluene	ND	1.0	0.21	1	
sec-Butylbenzene	ND	1.0	0.21	1		Methylene Chloride	3.7	10.0	2.6	1	J
tert-Butylbenzene	ND	1.0	0.17	1		4-Methyl-2-Pentanone	ND	10	2.4	1	
Carbon Disulfide	ND	10	1.0	1		Naphthalene	ND	10	0.95	1	
Carbon Tetrachloride	ND	0.50	0.42	1		n-Propylbenzene	ND	1.0	0.30	1	
Chlorobenzene	ND	1.0	0.36	1		Styrene	ND	1.0	0.29	1	
Chloroethane	ND	1.0	0.52	1		1,1,1,2-Tetrachloroethane	ND	1.0	0.37	1	
Chloroform	ND	1.0	0.22	1		1,1,2,2-Tetrachloroethane	ND	1.0	0.37	1	
Chloromethane	ND	10	1.8	1		Tetrachloroethene	ND	1.0	0.29	1	
2-Chlorotoluene	ND	1.0	0.24	1		Toluene	ND	1.0	0.35	1	
4-Chlorotoluene	ND	1.0	0.30	1		1,2,3-Trichlorobenzene	ND	1.0	0.39	1	
Dibromochloromethane	ND	1.0	0.45	1		1,2,4-Trichlorobenzene	ND	1.0	0.35	1	
1,2-Dibromo-3-Chloropropane	ND	5.0	2.5	1		1,1,1-Trichloroethane	ND	1.0	0.32	1	
1,2-Dibromoethane	ND	1.0	0.81	1		1,1,2-Trichloro-1,2,2-Trifluoroethane	ND	10	0.54	1	
Dibromomethane	ND	1.0	0.42	1		1,1,2-Trichloroethane	ND	1.0	0.54	1	
1,2-Dichlorobenzene	ND	1.0	0.24	1		Trichloroethene	ND	1.0	0.30	1	
1,3-Dichlorobenzene	ND	1.0	0.38	1		Trichlorofluoromethane	ND	10	0.36	1	
1,4-Dichlorobenzene	ND	1.0	0.30	1		1,2,3-Trichloropropane	ND	5.0	2.3	1	
Dichlorodifluoromethane	ND	1.0	0.27	1		1,2,4-Trimethylbenzene	ND	1.0	0.26	1	
1,1-Dichloroethane	ND	1.0	0.53	1		1,3,5-Trimethylbenzene	ND	1.0	0.19	1	
1,2-Dichloroethane	ND	0.50	0.22	1		Vinyl Acetate	ND	10	3.2	1	
1,1-Dichloroethene	ND	1.0	0.31	1		Vinyl Chloride	ND	0.50	0.33	1	
c-1,2-Dichloroethene	ND	1.0	0.35	1		p/m-Xylene	ND	1.0	0.38	1	
t-1,2-Dichloroethene	ND	1.0	0.29	1		o-Xylene	ND	1.0	0.21	1	
1,2-Dichloropropane	ND	1.0	0.28	1		Methyl-t-Butyl Ether (MTBE)	ND	1.0	0.29	1	

Surrogates:	REC (%)	Control Limits	Qual	Surrogates:	REC (%)	Control Limits	Qual
Dibromofluoromethane	102	74-140		1,2-Dichloroethane-d4	103	74-146	
Toluene-d8	98	88-112		1,4-Bromofluorobenzene	97	74-110	

RL - Reporting Limit , DF - Dilution Factor , Qual - Qualifiers

Calscience Environmental Laboratories, Inc.

Analytical Report

Tetra Tech, Inc.	Date Received:	06/21/06
348 West Hospitality Lane, Ste 100	Work Order No:	06-06-1355
San Bernardino, CA 92408-3216	Preparation:	EPA 5030B
	Method:	EPA 8260B
	Units:	ug/L
Project: LMC Beaumont Site 1 / TC #18086-02		Page 8 of 9

Client Sample Number	Lab Sample Number	Date Collected	Matrix	Date Prepared	Date Analyzed	QC Batch ID
Method Blank	**099-10-006-18,352**	**N/A**	**Aqueous**	**06/23/06**	**06/24/06**	**060623L02**

Comment(s): -Results were evaluated to the MDL, concentrations >= to the MDL but < RL, if found, are qualified with a "J" flag.

Parameter	Result	RL	MDL	DF	Qual	Parameter	Result	RL	MDL	DF	Qual
Acetone	9.9	10.0	6.1	1	J	1,3-Dichloropropane	ND	1.0	0.30	1	
Benzene	ND	0.50	0.26	1		2,2-Dichloropropane	ND	1.0	0.40	1	
Bromobenzene	ND	1.0	0.47	1		1,1-Dichloropropene	ND	1.0	0.21	1	
Bromochloromethane	ND	1.0	0.68	1		c-1,3-Dichloropropene	ND	0.50	0.45	1	
Bromodichloromethane	ND	1.0	0.27	1		t-1,3-Dichloropropene	ND	0.50	0.31	1	
Bromoform	ND	1.0	0.62	1		Ethylbenzene	ND	1.0	0.17	1	
Bromomethane	ND	10	2.9	1		2-Hexanone	ND	10	1.9	1	
2-Butanone	ND	10	4.2	1		Isopropylbenzene	ND	1.0	0.24	1	
n-Butylbenzene	ND	1.0	0.29	1		p-Isopropyltoluene	ND	1.0	0.21	1	
sec-Butylbenzene	ND	1.0	0.21	1		Methylene Chloride	4.8	10.0	2.6	1	J
tert-Butylbenzene	ND	1.0	0.17	1		4-Methyl-2-Pentanone	ND	10	2.4	1	
Carbon Disulfide	ND	10	1.0	1		Naphthalene	ND	10	0.95	1	
Carbon Tetrachloride	ND	0.50	0.42	1		n-Propylbenzene	ND	1.0	0.30	1	
Chlorobenzene	ND	1.0	0.36	1		Styrene	ND	1.0	0.29	1	
Chloroethane	ND	1.0	0.52	1		1,1,1,2-Tetrachloroethane	ND	1.0	0.37	1	
Chloroform	ND	1.0	0.22	1		1,1,2,2-Tetrachloroethane	ND	1.0	0.37	1	
Chloromethane	ND	10	1.8	1		Tetrachloroethene	ND	1.0	0.29	1	
2-Chlorotoluene	ND	1.0	0.24	1		Toluene	ND	1.0	0.35	1	
4-Chlorotoluene	ND	1.0	0.30	1		1,2,3-Trichlorobenzene	ND	1.0	0.39	1	
Dibromochloromethane	ND	1.0	0.45	1		1,2,4-Trichlorobenzene	ND	1.0	0.35	1	
1,2-Dibromo-3-Chloropropane	ND	5.0	2.5	1		1,1,1-Trichloroethane	ND	1.0	0.32	1	
1,2-Dibromoethane	ND	1.0	0.81	1		1,1,2-Trichloro-1,2,2-Trifluoroethane	ND	10	0.54	1	
Dibromomethane	ND	1.0	0.42	1		1,1,2-Trichloroethane	ND	1.0	0.54	1	
1,2-Dichlorobenzene	ND	1.0	0.24	1		Trichloroethene	ND	1.0	0.30	1	
1,3-Dichlorobenzene	ND	1.0	0.38	1		Trichlorofluoromethane	ND	10	0.36	1	
1,4-Dichlorobenzene	ND	1.0	0.30	1		1,2,3-Trichloropropane	ND	5.0	2.3	1	
Dichlorodifluoromethane	ND	1.0	0.27	1		1,2,4-Trimethylbenzene	ND	1.0	0.26	1	
1,1-Dichloroethane	ND	1.0	0.53	1		1,3,5-Trimethylbenzene	ND	1.0	0.19	1	
1,2-Dichloroethane	ND	0.50	0.22	1		Vinyl Acetate	ND	10	3.2	1	
1,1-Dichloroethene	ND	1.0	0.31	1		Vinyl Chloride	ND	0.50	0.33	1	
c-1,2-Dichloroethene	ND	1.0	0.35	1		p/m-Xylene	ND	1.0	0.38	1	
t-1,2-Dichloroethene	ND	1.0	0.29	1		o-Xylene	ND	1.0	0.21	1	
1,2-Dichloropropane	ND	1.0	0.28	1		Methyl-t-Butyl Ether (MTBE)	ND	1.0	0.29	1	

Surrogates:	REC (%)	Control Limits	Qual	Surrogates:	REC (%)	Control Limits	Qual
Dibromofluoromethane	102	74-140		1,2-Dichloroethane-d4	105	74-146	
Toluene-d8	99	88-112		1,4-Bromofluorobenzene	96	74-110	

RL - Reporting Limit , DF - Dilution Factor , Qual - Qualifiers

Calscience Environmental Laboratories, Inc.

Analytical Report

Tetra Tech, Inc.	Date Received:	06/21/06
348 West Hospitality Lane, Ste 100	Work Order No:	06-06-1355
San Bernardino, CA 92408-3216	Preparation:	EPA 5030B
	Method:	EPA 8260B
	Units:	ug/L
Project: LMC Beaumont Site 1 / TC #18086-02		Page 9 of 9

Client Sample Number	Lab Sample Number	Date Collected	Matrix	Date Prepared	Date Analyzed	QC Batch ID
Method Blank	**099-10-006-18,365**	**N/A**	**Aqueous**	**06/26/06**	**06/26/06**	**060626L01**

Comment(s): -Results were evaluated to the MDL, concentrations >= to the MDL but < RL, if found, are qualified with a "J" flag.

Parameter	Result	RL	MDL	DF	Qual	Parameter	Result	RL	MDL	DF	Qual
Acetone	7.7	10.0	6.1	1	J	1,3-Dichloropropane	ND	1.0	0.30	1	
Benzene	ND	0.50	0.26	1		2,2-Dichloropropane	ND	1.0	0.40	1	
Bromobenzene	ND	1.0	0.47	1		1,1-Dichloropropene	ND	1.0	0.21	1	
Bromochloromethane	ND	1.0	0.68	1		c-1,3-Dichloropropene	ND	0.50	0.45	1	
Bromodichloromethane	ND	1.0	0.27	1		t-1,3-Dichloropropene	ND	0.50	0.31	1	
Bromoform	ND	1.0	0.62	1		Ethylbenzene	ND	1.0	0.17	1	
Bromomethane	ND	10	2.9	1		2-Hexanone	ND	10	1.9	1	
2-Butanone	ND	10	4.2	1		Isopropylbenzene	ND	1.0	0.24	1	
n-Butylbenzene	ND	1.0	0.29	1		p-Isopropyltoluene	ND	1.0	0.21	1	
sec-Butylbenzene	ND	1.0	0.21	1		Methylene Chloride	ND	10	2.6	1	
tert-Butylbenzene	ND	1.0	0.17	1		4-Methyl-2-Pentanone	ND	10	2.4	1	
Carbon Disulfide	ND	10	1.0	1		Naphthalene	ND	10	0.95	1	
Carbon Tetrachloride	ND	0.50	0.42	1		n-Propylbenzene	ND	1.0	0.30	1	
Chlorobenzene	ND	1.0	0.36	1		Styrene	ND	1.0	0.29	1	
Chloroethane	ND	1.0	0.52	1		1,1,1,2-Tetrachloroethane	ND	1.0	0.37	1	
Chloroform	ND	1.0	0.22	1		1,1,2,2-Tetrachloroethane	ND	1.0	0.37	1	
Chloromethane	ND	10	1.8	1		Tetrachloroethene	ND	1.0	0.29	1	
2-Chlorotoluene	ND	1.0	0.24	1		Toluene	ND	1.0	0.35	1	
4-Chlorotoluene	ND	1.0	0.30	1		1,2,3-Trichlorobenzene	ND	1.0	0.39	1	
Dibromochloromethane	ND	1.0	0.45	1		1,2,4-Trichlorobenzene	ND	1.0	0.35	1	
1,2-Dibromo-3-Chloropropane	ND	5.0	2.5	1		1,1,1-Trichloroethane	ND	1.0	0.32	1	
1,2-Dibromoethane	ND	1.0	0.81	1		1,1,2-Trichloro-1,2,2-Trifluoroethane	ND	10	0.54	1	
Dibromomethane	ND	1.0	0.42	1		1,1,2-Trichloroethane	ND	1.0	0.54	1	
1,2-Dichlorobenzene	ND	1.0	0.24	1		Trichloroethene	ND	1.0	0.30	1	
1,3-Dichlorobenzene	ND	1.0	0.38	1		Trichlorofluoromethane	ND	10	0.36	1	
1,4-Dichlorobenzene	ND	1.0	0.30	1		1,2,3-Trichloropropane	ND	5.0	2.3	1	
Dichlorodifluoromethane	ND	1.0	0.27	1		1,2,4-Trimethylbenzene	ND	1.0	0.26	1	
1,1-Dichloroethane	ND	1.0	0.53	1		1,3,5-Trimethylbenzene	ND	1.0	0.19	1	
1,2-Dichloroethane	ND	0.50	0.22	1		Vinyl Acetate	ND	10	3.2	1	
1,1-Dichloroethene	ND	1.0	0.31	1		Vinyl Chloride	ND	0.50	0.33	1	
c-1,2-Dichloroethene	ND	1.0	0.35	1		p/m-Xylene	ND	1.0	0.38	1	
t-1,2-Dichloroethene	ND	1.0	0.29	1		o-Xylene	ND	1.0	0.21	1	
1,2-Dichloropropane	ND	1.0	0.28	1		Methyl-t-Butyl Ether (MTBE)	ND	1.0	0.29	1	

Surrogates:	REC (%)	Control Limits	Qual	Surrogates:	REC (%)	Control Limits	Qual
Dibromofluoromethane	105	74-140		1,2-Dichloroethane-d4	104	74-146	
Toluene-d8	98	88-112		1,4-Bromofluorobenzene	96	74-110	

RL - Reporting Limit , DF - Dilution Factor , Qual - Qualifiers

Calscience Environmental Laboratories, Inc.

EPA 8260B Tentatively Identified Compound List

Work Order	CEL Sample	Client ID	Q	Compound	CAS NUMBER	RT	On Column Conc. ug/L	Estimated Conc. ug/L
06-06-1355	1	LTB-062006		No TICs Found				
06-06-1355	2	LEB-062006-GP		No TICs Found				
06-06-1355	3	OW-01		No TICs Found				
06-06-1355	4	MW-35		No TICs Found				
06-06-1355	5	MW-36		No TICs Found				
06-06-1355	6	LEB-062006-B		Benzene, 2-ethyl-1,4-dimethyl-	1758-88-9	14.41	7.20	7.2
06-06-1355	6	LEB-062006-B		Benzene, 4-ethyl-1,2-dimethyl-	934-80-5	14.54	12.30	12.3
06-06-1355	6	LEB-062006-B		Benzene, 1,2,3,4-tetramethyl-	488-23-3	15.10	20.10	20.1
06-06-1355	6	LEB-062006-B		1-Phenyl-1-butene	824-90-8	15.42	7.20	7.2
06-06-1355	6	LEB-062006-B		1H-Indene, 2,3-dihydro-4-methyl-	824-22-6	15.62	16.20	16.2
06-06-1355	6	LEB-062006-B		Benzene, 1-ethyl-4-(1-methylethyl)-	4218-48-8	16.10	5.50	5.5

Q Qualifier
RT Retention Time

7440 Lincoln Way, Garden Grove, CA 92841-1432 • TEL: (714) 895-5494 • FAX: (714) 894-7501

Calscience Environmental Laboratories, Inc.

Analytical Report

Tetra Tech, Inc.
348 West Hospitality Lane, Ste 100
San Bernardino, CA 92408-3216

Date Received: 06/21/06
Work Order No: 06-06-1355

Project: LMC Beaumont Site 1 / TC #18086-02

Client Sample Number	Lab Sample Number	Date Collected	Matrix
LEB-062006-GP	**06-06-1355-2**	**06/20/06**	**Aqueous**

Comment(s): (1) Results were evaluated to the MDL, concentrations >= to the MDL but < RL, if found, are qualified with a "J" flag.

Parameter	Result	RL	MDL	DF	Qual	Units	Date Prepared	Date Analyzed	Method
Perchlorate (1)	ND	2.0	0.43	1		ug/L	N/A	06/23/06	EPA 314.0

OW-01	**06-06-1355-3**	**06/20/06**	**Aqueous**

Comment(s): (1) Results were evaluated to the MDL, concentrations >= to the MDL but < RL, if found, are qualified with a "J" flag.

Parameter	Result	RL	MDL	DF	Qual	Units	Date Prepared	Date Analyzed	Method
Perchlorate (1)	ND	2.0	0.43	1		ug/L	N/A	06/23/06	EPA 314.0

MW-35	**06-06-1355-4**	**06/20/06**	**Aqueous**

Comment(s): (1) Results were evaluated to the MDL, concentrations >= to the MDL but < RL, if found, are qualified with a "J" flag.

Parameter	Result	RL	MDL	DF	Qual	Units	Date Prepared	Date Analyzed	Method
Perchlorate (1)	ND	2.0	0.43	1		ug/L	N/A	06/23/06	EPA 314.0

MW-36	**06-06-1355-5**	**06/20/06**	**Aqueous**

Comment(s): (1) Results were evaluated to the MDL, concentrations >= to the MDL but < RL, if found, are qualified with a "J" flag.

Parameter	Result	RL	MDL	DF	Qual	Units	Date Prepared	Date Analyzed	Method
Perchlorate (1)	0.71	2.0	0.43	1	J	ug/L	N/A	06/23/06	EPA 314.0

LEB-062006-B	**06-06-1355-6**	**06/20/06**	**Aqueous**

Comment(s): (1) Results were evaluated to the MDL, concentrations >= to the MDL but < RL, if found, are qualified with a "J" flag.

Parameter	Result	RL	MDL	DF	Qual	Units	Date Prepared	Date Analyzed	Method
Perchlorate (1)	ND	2.0	0.43	1		ug/L	N/A	06/23/06	EPA 314.0

Method Blank		**N/A**	**Aqueous**

Comment(s): (1) Results were evaluated to the MDL, concentrations >= to the MDL but < RL, if found, are qualified with a "J" flag.

Parameter	Result	RL	MDL	DF	Qual	Units	Date Prepared	Date Analyzed	Method
Perchlorate (1)	ND	2.0	0.43	1		ug/L	N/A	06/23/06	EPA 314.0

RL - Reporting Limit , DF - Dilution Factor , Qual - Qualifiers

Calscience Environmental Laboratories, Inc.

Quality Control - Spike/Spike Duplicate

Tetra Tech, Inc.
348 West Hospitality Lane, Ste 100
San Bernardino, CA 92408-3216

Date Received: 06/21/06
Work Order No: 06-06-1355
Preparation: EPA 5030B
Method: EPA 8260B

Project LMC Beaumont Site 1 / TC #18086-02

Quality Control Sample ID	Matrix	Instrument	Date Prepared	Date Analyzed	MS/MSD Batch Number
06-06-1243-4	**Aqueous**	**GC/MS S**	**06/23/06**	**06/23/06**	**060623S01**

Parameter	MS %REC	MSD %REC	%REC CL	RPD	RPD CL	Qualifiers
Benzene	93	93	88-118	0	0-7	
Carbon Tetrachloride	86	88	67-145	2	0-11	
Chlorobenzene	94	93	88-118	0	0-7	
1,2-Dichlorobenzene	96	96	86-116	0	0-8	
1,1-Dichloroethene	91	93	70-130	1	0-25	
Toluene	93	92	87-123	0	0-8	
Trichloroethene	92	94	79-127	2	0-10	
Vinyl Chloride	96	98	69-129	1	0-13	
Methyl-t-Butyl Ether (MTBE)	96	100	71-131	3	0-13	
Tert-Butyl Alcohol (TBA)	86	105	36-168	20	0-45	
Diisopropyl Ether (DIPE)	100	102	81-123	2	0-9	
Ethyl-t-Butyl Ether (ETBE)	98	100	72-126	2	0-12	
Tert-Amyl-Methyl Ether (TAME)	94	96	72-126	2	0-12	
Ethanol	84	103	53-149	20	0-31	

RPD - Relative Percent Difference , CL - Control Limit

Calscience Environmental Laboratories, Inc.

Quality Control - Spike/Spike Duplicate

Tetra Tech, Inc.
348 West Hospitality Lane, Ste 100
San Bernardino, CA 92408-3216

Date Received: 06/21/06
Work Order No: 06-06-1355
Preparation: EPA 5030B
Method: EPA 8260B

Project LMC Beaumont Site 1 / TC #18086-02

Quality Control Sample ID	Matrix	Instrument	Date Prepared	Date Analyzed	MS/MSD Batch Number
06-06-1354-5	**Aqueous**	**GC/MS S**	**06/23/06**	**06/24/06**	**060623S02**

Parameter	MS %REC	MSD %REC	%REC CL	RPD	RPD CL	Qualifiers
Benzene	94	94	88-118	1	0-7	
Carbon Tetrachloride	86	87	67-145	2	0-11	
Chlorobenzene	93	93	88-118	1	0-7	
1,2-Dichlorobenzene	92	92	86-116	0	0-8	
1,1-Dichloroethene	93	93	70-130	0	0-25	
Toluene	92	93	87-123	1	0-8	
Trichloroethene	93	93	79-127	0	0-10	
Vinyl Chloride	97	97	69-129	0	0-13	
Methyl-t-Butyl Ether (MTBE)	96	97	71-131	1	0-13	
Tert-Butyl Alcohol (TBA)	82	90	36-168	10	0-45	
Diisopropyl Ether (DIPE)	103	102	81-123	1	0-9	
Ethyl-t-Butyl Ether (ETBE)	97	98	72-126	0	0-12	
Tert-Amyl-Methyl Ether (TAME)	90	93	72-126	3	0-12	
Ethanol	93	99	53-149	7	0-31	

RPD - Relative Percent Difference , CL - Control Limit

Calscience Environmental Laboratories, Inc.

Quality Control - Spike/Spike Duplicate

Tetra Tech, Inc.
348 West Hospitality Lane, Ste 100
San Bernardino, CA 92408-3216

Date Received: 06/21/06
Work Order No: 06-06-1355
Preparation: EPA 5030B
Method: EPA 8260B

Project LMC Beaumont Site 1 / TC #18086-02

Quality Control Sample ID	Matrix	Instrument	Date Prepared	Date Analyzed	MS/MSD Batch Number
MW-36	**Aqueous**	**GC/MS S**	**06/26/06**	**06/26/06**	**060626S01**

Parameter	MS %REC	MSD %REC	%REC CL	RPD	RPD CL	Qualifiers
Benzene	94	94	88-118	1	0-7	
Carbon Tetrachloride	88	88	67-145	0	0-11	
Chlorobenzene	95	95	88-118	1	0-7	
1,2-Dichlorobenzene	95	96	86-116	1	0-8	
1,1-Dichloroethene	93	93	70-130	0	0-25	
Toluene	94	92	87-123	1	0-8	
Trichloroethene	96	94	79-127	2	0-10	
Vinyl Chloride	98	101	69-129	3	0-13	
Methyl-t-Butyl Ether (MTBE)	96	96	71-131	0	0-13	
Tert-Butyl Alcohol (TBA)	82	85	36-168	3	0-45	
Diisopropyl Ether (DIPE)	101	101	81-123	0	0-9	
Ethyl-t-Butyl Ether (ETBE)	97	96	72-126	1	0-12	
Tert-Amyl-Methyl Ether (TAME)	92	91	72-126	1	0-12	
Ethanol	94	99	53-149	5	0-31	

RPD - Relative Percent Difference , CL - Control Limit

Calscience Environmental Laboratories, Inc.

Quality Control - Spike/Spike Duplicate

Tetra Tech, Inc.
348 West Hospitality Lane, Ste 100
San Bernardino, CA 92408-3216

Date Received: N/A
Work Order No: 06-06-1355

Project: LMC Beaumont Site 1 / TC #18086-02

Matrix: Aqueous

Parameter	Method	Quality Control Sample ID	Date Analyzed	Date Extracted	MS% REC	MSD % REC	%REC CL	RPD	RPD CL	Qualifiers
Perchlorate	EPA 314.0	06-06-1183-4	06/23/06	N/A	97	97	80-120	0	0-15	

RPD - Relative Percent Difference , CL - Control Limit

Calscience Environmental Laboratories, Inc.

Quality Control - LCS/LCS Duplicate

Tetra Tech, Inc.
348 West Hospitality Lane, Ste 100
San Bernardino, CA 92408-3216

Date Received: N/A
Work Order No: 06-06-1355
Preparation: EPA 3520B
Method: EPA 8270C(M) Isotope Dilution

Project: LMC Beaumont Site 1 / TC #18086-02

Quality Control Sample ID	Matrix	Instrument	Date Prepared	Date Analyzed	LCS/LCSD Batch Number
099-09-004-603	**Aqueous**	**GC/MS J**	**06/23/06**	**06/28/06**	**060623L08D**

Parameter	LCS %REC	LCSD %REC	%REC CL	RPD	RPD CL	Qualifiers
1,4-Dioxane	101	102	50-130	0	0-20	

RPD - Relative Percent Difference , CL - Control Limit

Calscience Environmental Laboratories, Inc.

Quality Control - LCS/LCS Duplicate

Tetra Tech, Inc.
348 West Hospitality Lane, Ste 100
San Bernardino, CA 92408-3216

Date Received: N/A
Work Order No: 06-06-1355
Preparation: EPA 5030B
Method: EPA 8260B

Project: LMC Beaumont Site 1 / TC #18086-02

Quality Control Sample ID	Matrix	Instrument	Date Prepared	Date Analyzed	LCS/LCSD Batch Number
099-10-006-18,346	**Aqueous**	**GC/MS S**	**06/23/06**	**06/23/06**	**060623L01**

Parameter	LCS %REC	LCSD %REC	%REC CL	RPD	RPD CL	Qualifiers
Benzene	94	96	84-120	1	0-8	
Carbon Tetrachloride	91	92	63-147	1	0-10	
Chlorobenzene	97	98	89-119	1	0-7	
1,2-Dichlorobenzene	99	100	89-119	1	0-9	
1,1-Dichloroethene	95	95	77-125	0	0-16	
Toluene	94	96	83-125	1	0-9	
Trichloroethene	97	97	89-119	1	0-8	
Vinyl Chloride	99	100	63-135	1	0-13	
Methyl-t-Butyl Ether (MTBE)	97	98	82-118	1	0-13	
Tert-Butyl Alcohol (TBA)	86	85	46-154	1	0-32	
Diisopropyl Ether (DIPE)	101	103	81-123	2	0-11	
Ethyl-t-Butyl Ether (ETBE)	99	101	74-122	2	0-12	
Tert-Amyl-Methyl Ether (TAME)	94	95	76-124	1	0-10	
Ethanol	89	88	60-138	2	0-32	

RPD - Relative Percent Difference , CL - Control Limit

Calscience Environmental Laboratories, Inc.

Quality Control - LCS/LCS Duplicate

ACCREDITED IN ACCORDANCE WITH nelac

Tetra Tech, Inc.		Date Received:	N/A
348 West Hospitality Lane, Ste 100		Work Order No:	06-06-1355
San Bernardino, CA 92408-3216		Preparation:	EPA 5030B
		Method:	EPA 8260B

Project: LMC Beaumont Site 1 / TC #18086-02

Quality Control Sample ID	Matrix	Instrument	Date Prepared	Date Analyzed	LCS/LCSD Batch Number
099-10-006-18,352	**Aqueous**	**GC/MS S**	**06/23/06**	**06/24/06**	**060623L02**

Parameter	LCS %REC	LCSD %REC	%REC CL	RPD	RPD CL	Qualifiers
Benzene	92	95	84-120	3	0-8	
Carbon Tetrachloride	85	89	63-147	4	0-10	
Chlorobenzene	93	95	89-119	2	0-7	
1,2-Dichlorobenzene	96	95	89-119	0	0-9	
1,1-Dichloroethene	93	94	77-125	2	0-16	
Toluene	91	94	83-125	3	0-9	
Trichloroethene	90	95	89-119	5	0-8	
Vinyl Chloride	98	100	63-135	1	0-13	
Methyl-t-Butyl Ether (MTBE)	98	98	82-118	0	0-13	
Tert-Butyl Alcohol (TBA)	88	91	46-154	4	0-32	
Diisopropyl Ether (DIPE)	103	103	81-123	1	0-11	
Ethyl-t-Butyl Ether (ETBE)	99	100	74-122	1	0-12	
Tert-Amyl-Methyl Ether (TAME)	94	94	76-124	1	0-10	
Ethanol	91	98	60-138	7	0-32	

RPD - Relative Percent Difference , CL - Control Limit

Calscience Environmental Laboratories, Inc.

Quality Control - LCS/LCS Duplicate

Tetra Tech, Inc.
348 West Hospitality Lane, Ste 100
San Bernardino, CA 92408-3216

Date Received: N/A
Work Order No: 06-06-1355
Preparation: EPA 5030B
Method: EPA 8260B

Project: LMC Beaumont Site 1 / TC #18086-02

Quality Control Sample ID	Matrix	Instrument	Date Prepared	Date Analyzed	LCS/LCSD Batch Number
099-10-006-18,365	**Aqueous**	**GC/MS S**	**06/26/06**	**06/26/06**	**060626L01**

Parameter	LCS %REC	LCSD %REC	%REC CL	RPD	RPD CL	Qualifiers
Benzene	95	93	84-120	2	0-8	
Carbon Tetrachloride	93	91	63-147	2	0-10	
Chlorobenzene	96	95	89-119	1	0-7	
1,2-Dichlorobenzene	95	96	89-119	1	0-9	
1,1-Dichloroethene	96	94	77-125	2	0-16	
Toluene	94	93	83-125	2	0-9	
Trichloroethene	98	95	89-119	2	0-8	
Vinyl Chloride	101	101	63-135	0	0-13	
Methyl-t-Butyl Ether (MTBE)	96	96	82-118	0	0-13	
Tert-Butyl Alcohol (TBA)	90	91	46-154	1	0-32	
Diisopropyl Ether (DIPE)	101	101	81-123	1	0-11	
Ethyl-t-Butyl Ether (ETBE)	97	97	74-122	0	0-12	
Tert-Amyl-Methyl Ether (TAME)	92	91	76-124	2	0-10	
Ethanol	94	97	60-138	3	0-32	

RPD - Relative Percent Difference , CL - Control Limit

Calscience Environmental Laboratories, Inc.

Quality Control - LCS/LCS Duplicate

Tetra Tech, Inc.
348 West Hospitality Lane, Ste 100
San Bernardino, CA 92408-3216

Date Received: N/A
Work Order No: 06-06-1355

Project: LMC Beaumont Site 1 / TC #18086-02

Matrix: Aqueous

Parameter	Method	Quality Control Sample ID	Date Extracted	Date Analyzed	LCS % REC	LCSD % REC	%REC CL	RPD	RPD CL	Qual
Perchlorate	EPA 314.0	099-05-203-423	N/A	06/23/06	107	104	85-115	3	0-15	

RPD - Relative Percent Difference , CL - Control Limit

Calscience Environmental Laboratories, Inc.

Glossary of Terms and Qualifiers

Work Order Number: 06-06-1355

Qualifier	Definition
*	See applicable analysis comment.
1	Surrogate compound recovery was out of control due to a required sample dilution, therefore, the sample data was reported without further clarification.
2	Surrogate compound recovery was out of control due to matrix interference. The associated method blank surrogate spike compound was in control and, therefore, the sample data was reported without further clarification.
3	Recovery of the Matrix Spike or Matrix Spike Duplicate compound was out of control due to matrix interference. The associated LCS and/or LCSD was in control and, therefore, the sample data was reported without further clarification.
4	The MS/MSD RPD was out of control due to matrix interference. The LCS/LCSD RPD was in control and, therefore, the sample data was reported without further clarification.
5	The PDS/PDSD associated with this batch of samples was out of control due to a matrix interference effect. The associated batch LCS/LCSD was in control and, hence, the associated sample data was reported with no further corrective action required.
A	Result is the average of all dilutions, as defined by the method.
B	Analyte was present in the associated method blank.
C	Analyte presence was not confirmed on primary column.
E	Concentration exceeds the calibration range.
H	Sample received and/or analyzed past the recommended holding time.
J	Analyte was detected at a concentration below the reporting limit and above the laboratory method detection limit. Reported value is estimated.
N	Nontarget Analyte.
ND	Parameter not detected at the indicated reporting limit.
Q	Spike recovery and RPD control limits do not apply resulting from the parameter concentration in the sample exceeding the spike concentration by a factor of four or greater.
U	Undetected at the laboratory method detection limit.
X	% Recovery and/or RPD out-of-range.
Z	Analyte presence was not confirmed by second column or GC/MS analysis.

TETRA TECH, INC.
348 W. Hospitality Lane, Suite 100
San Bernardino, California 92408
Telephone: (909) 381-1674
FAX: (909) 889-1391

SHIP TO: Calscience (via courier)

CHAIN OF CUSTODY RECORD

1355

DATE 06/20/2006 PAGE 1 OF 1

CLIENT: Tetra Tech
PROJECT NAME: LMC Beaumont Site 1
PROJECT MANAGER: Brenda Meyer
TC #: 18086-02
SAMPLERS (Signatures): Bradley J. Fluley

LINE ITEM	SAMPLE NO.	DATE	TIME	VOCs TIC Search (SW8260B)	1,4-Dioxane (SW8270C Mod)	Perchlorate (314.0)	FILTERED/UNFILTERED	MATRIX TYPE	CONTAINER TYPE	NUMBER OF CONTAINERS	PRESERVATIVE	OBSERVATIONS/COMMENTS
1.	LTB-062006	06/20/2006	0700	X			Un	W	G	2	HCl	
2.	LEB-062006-GP		0730	X	X	X			G/P	5	HCl / DCB $Na_2S_2O_3$	
3.	OW-01		1027	X	X	X						collected with bailer
4.	MW-35		1136	X	X	X						
5.	MW-36		1256	X	X	X						
6.	LEB-062006-B		1430	X	X	X						bailer equipment blank
7.												
8.												
9.												
10.												

TURN-AROUND TIME: Standard

FILTERING: ☐ FILTERED ☐ UNFILTERED

MATRIX TYPE: S - Soil; M - Sediment; W - Water

CONTAINER TYPE: G - Glass Bottle/Jar; SB - Brass Sleeve; SS - Stainless Steel Sleeve; P - Plastic Bottle/Jar

PRESERVATIVES: (Water Only) HCL; NaOH; NR (None required); H_2SO_4

RELINQUISHED BY	SIGNATURE	COMPANY	DATE	TIME	TOTAL NUMBER OF CONTAINERS ON THIS CHAIN OF CUSTODY: DCB ~~22~~ 27
David Bertolani		TETRA TECH, INC.	06/21/2006	1530	
RECEIVED BY: B KRISTANTO		CAL SCIENCE LMS	06/21/06	1530	METHOD OF SHIPMENT/SHIPMENT NO.: courier
RELINQUISHED BY: B KRISTANTO			06/21/06	18:15	Special Shipping/Handling/Storage Requirements:
RECEIVED BY: N. CRUIZ			06/21/06	18:15	

DISTRIBUTION: White and Pink = Tetra Tech, Inc. Canary = Laboratory

X:\GIS\ATT-MISC\COCR.CDR

Calscience Environmental Laboratories, Inc.

WORK ORDER #: 06 - 06 - 1355

Cooler 1 of 1

SAMPLE RECEIPT FORM

CLIENT: TETRA-TECH DATE: 06/21/06

TEMPERATURE – SAMPLES RECEIVED BY:

CALSCIENCE COURIER:

- _____ Chilled, cooler with temperature blank provided.
- _____ Chilled, cooler without temperature blank.
- ✓ Chilled and placed in cooler with wet ice.
- _____ Ambient and placed in cooler with wet ice.
- _____ Ambient temperature.

3.2 °C Temperature blank.

LABORATORY (Other than Calscience Courier):

- _____ °C Temperature blank.
- _____ °C IR thermometer.
- _____ Ambient temperature.

Initial: RD

CUSTODY SEAL INTACT:

Sample(s): _____ Cooler: _____ No (Not Intact) : _____ Not Applicable (N/A): ✓

Initial: RD

SAMPLE CONDITION:

	Yes	No	N/A
Chain-Of-Custody document(s) received with samples	✓		
Sampler's name indicated on COC	✓		
Sample container label(s) consistent with custody papers	✓		
Sample container(s) intact and good condition	✓		
Correct containers and volume for analyses requested	✓		
Proper preservation noted on sample label(s)	✓		
VOA vial(s) free of headspace.	✓		
Tedlar bag(s) free of condensation			✓

Initial: RD

COMMENTS:

Calscience
Environmental
Laboratories, Inc.

July 05, 2006

Brenda Meyer
Tetra Tech, Inc.
348 West Hospitality Lane, Ste 100
San Bernardino, CA 92408-3216

Subject: **Calscience Work Order No.: 06-06-1503**
Client Reference: LMC Beaumont Site 1 / TC #18086-02

Dear Client:

Enclosed is an analytical report for the above-referenced project. The samples included in this report were received 6/23/2006 and analyzed in accordance with the attached chain-of-custody.

Unless otherwise noted, all analytical testing was accomplished in accordance with the guidelines established in our Quality Systems Manual, applicable standard operating procedures, and other related documentation. The original report of any subcontracted analysis is provided herein, and follows the standard Calscience data package. The results in this analytical report are limited to the samples tested and any reproduction thereof must be made in its entirety.

If you have any questions regarding this report, please do not hesitate to contact the undersigned.

Sincerely,

Calscience Environmental
Laboratories, Inc.
Jason Torres
Project Manager

Calscience Environmental Laboratories, Inc.

Analytical Report

Tetra Tech, Inc.
348 West Hospitality Lane, Ste 100
San Bernardino, CA 92408-3216

Date Received: 06/23/06
Work Order No: 06-06-1503
Preparation: EPA 3520B
Method: EPA 8270C(M) Isotope Dilution

Project: LMC Beaumont Site 1 / TC #18086-02

Client Sample Number	Lab Sample Number	Date Collected	Matrix	Date Prepared	Date Analyzed	QC Batch ID
LEB-062206 - GP	**06-06-1503-2**	**06/22/06**	**Aqueous**	**06/27/06**	**06/30/06**	**060627L07**

Comment(s): -Results were evaluated to the MDL, concentrations >= to the MDL but < RL, if found, are qualified with a "J" flag.

Parameter	Result	RL	MDL	DF	Qual	Units
1,4-Dioxane	ND	2.0	0.40	1		ug/L
Surrogates:	REC (%)	Control Limits			Qual	
Nitrobenzene-d5	71	56-123				

Client Sample Number	Lab Sample Number	Date Collected	Matrix	Date Prepared	Date Analyzed	QC Batch ID
MW-20	**06-06-1503-3**	**06/22/06**	**Aqueous**	**06/27/06**	**06/30/06**	**060627L07**

Comment(s): -Results were evaluated to the MDL, concentrations >= to the MDL but < RL, if found, are qualified with a "J" flag.

Parameter	Result	RL	MDL	DF	Qual	Units
1,4-Dioxane	1.8	2.0	0.40	1	J	ug/L
Surrogates:	REC (%)	Control Limits			Qual	
Nitrobenzene-d5	75	56-123				

Client Sample Number	Lab Sample Number	Date Collected	Matrix	Date Prepared	Date Analyzed	QC Batch ID
MW-03	**06-06-1503-4**	**06/22/06**	**Aqueous**	**06/27/06**	**06/30/06**	**060627L07**

Comment(s): -Results were evaluated to the MDL, concentrations >= to the MDL but < RL, if found, are qualified with a "J" flag.

Parameter	Result	RL	MDL	DF	Qual	Units
1,4-Dioxane	ND	2.0	0.40	1		ug/L
Surrogates:	REC (%)	Control Limits			Qual	
Nitrobenzene-d5	74	56-123				

Client Sample Number	Lab Sample Number	Date Collected	Matrix	Date Prepared	Date Analyzed	QC Batch ID
MW-34	**06-06-1503-5**	**06/22/06**	**Aqueous**	**06/27/06**	**06/30/06**	**060627L07**

Comment(s): -Results were evaluated to the MDL, concentrations >= to the MDL but < RL, if found, are qualified with a "J" flag.

Parameter	Result	RL	MDL	DF	Qual	Units
1,4-Dioxane	ND	2.0	0.40	1		ug/L
Surrogates:	REC (%)	Control Limits			Qual	
Nitrobenzene-d5	69	56-123				

Client Sample Number	Lab Sample Number	Date Collected	Matrix	Date Prepared	Date Analyzed	QC Batch ID
Method Blank	**099-09-004-601**	**N/A**	**Aqueous**	**06/27/06**	**06/29/06**	**060627L07**

Comment(s): -Results were evaluated to the MDL, concentrations >= to the MDL but < RL, if found, are qualified with a "J" flag.

Parameter	Result	RL	MDL	DF	Qual	Units
1,4-Dioxane	ND	2.0	0.40	1		ug/L
Surrogates:	REC (%)	Control Limits			Qual	
Nitrobenzene-d5	82	56-123				

RL - Reporting Limit , DF - Dilution Factor , Qual - Qualifiers

Calscience Environmental Laboratories, Inc.

Analytical Report

Tetra Tech, Inc.
348 West Hospitality Lane, Ste 100
San Bernardino, CA 92408-3216

Date Received:	06/23/06
Work Order No:	06-06-1503
Preparation:	EPA 5030B
Method:	EPA 8260B
Units:	ug/L

Project: LMC Beaumont Site 1 / TC #18086-02

Client Sample Number	Lab Sample Number	Date Collected	Matrix	Date Prepared	Date Analyzed	QC Batch ID
LTB-062206	**06-06-1503-1**	**06/22/06**	**Aqueous**	**06/26/06**	**06/26/06**	**060626L01**

Comment(s): -Results were evaluated to the MDL, concentrations >= to the MDL but < RL, if found, are qualified with a "J" flag.

Parameter	Result	RL	MDL	DF	Qual	Parameter	Result	RL	MDL	DF	Qual
Acetone	ND	10	6.1	1		1,3-Dichloropropane	ND	1.0	0.30	1	
Benzene	ND	0.50	0.26	1		2,2-Dichloropropane	ND	1.0	0.40	1	
Bromobenzene	ND	1.0	0.47	1		1,1-Dichloropropene	ND	1.0	0.21	1	
Bromochloromethane	ND	1.0	0.68	1		c-1,3-Dichloropropene	ND	0.50	0.45	1	
Bromodichloromethane	ND	1.0	0.27	1		t-1,3-Dichloropropene	ND	0.50	0.31	1	
Bromoform	ND	1.0	0.62	1		Ethylbenzene	ND	1.0	0.17	1	
Bromomethane	ND	10	2.9	1		2-Hexanone	ND	10	1.9	1	
2-Butanone	ND	10	4.2	1		Isopropylbenzene	ND	1.0	0.24	1	
n-Butylbenzene	ND	1.0	0.29	1		p-Isopropyltoluene	ND	1.0	0.21	1	
sec-Butylbenzene	ND	1.0	0.21	1		Methylene Chloride	3.1	10.0	2.6	1	J
tert-Butylbenzene	ND	1.0	0.17	1		4-Methyl-2-Pentanone	ND	10	2.4	1	
Carbon Disulfide	ND	10	1.0	1		Naphthalene	ND	10	0.95	1	
Carbon Tetrachloride	ND	0.50	0.42	1		n-Propylbenzene	ND	1.0	0.30	1	
Chlorobenzene	ND	1.0	0.36	1		Styrene	ND	1.0	0.29	1	
Chloroethane	ND	1.0	0.52	1		1,1,1,2-Tetrachloroethane	ND	1.0	0.37	1	
Chloroform	ND	1.0	0.22	1		1,1,2,2-Tetrachloroethane	ND	1.0	0.37	1	
Chloromethane	ND	10	1.8	1		Tetrachloroethene	ND	1.0	0.29	1	
2-Chlorotoluene	ND	1.0	0.24	1		Toluene	ND	1.0	0.35	1	
4-Chlorotoluene	ND	1.0	0.30	1		1,2,3-Trichlorobenzene	ND	1.0	0.39	1	
Dibromochloromethane	ND	1.0	0.45	1		1,2,4-Trichlorobenzene	ND	1.0	0.35	1	
1,2-Dibromo-3-Chloropropane	ND	5.0	2.5	1		1,1,1-Trichloroethane	ND	1.0	0.32	1	
1,2-Dibromoethane	ND	1.0	0.81	1		1,1,2-Trichloro-1,2,2-Trifluoroethane	ND	10	0.54	1	
Dibromomethane	ND	1.0	0.42	1		1,1,2-Trichloroethane	ND	1.0	0.54	1	
1,2-Dichlorobenzene	ND	1.0	0.24	1		Trichloroethene	ND	1.0	0.30	1	
1,3-Dichlorobenzene	ND	1.0	0.38	1		Trichlorofluoromethane	ND	10	0.36	1	
1,4-Dichlorobenzene	ND	1.0	0.30	1		1,2,3-Trichloropropane	ND	5.0	2.3	1	
Dichlorodifluoromethane	ND	1.0	0.27	1		1,2,4-Trimethylbenzene	ND	1.0	0.26	1	
1,1-Dichloroethane	ND	1.0	0.53	1		1,3,5-Trimethylbenzene	ND	1.0	0.19	1	
1,2-Dichloroethane	ND	0.50	0.22	1		Vinyl Acetate	ND	10	3.2	1	
1,1-Dichloroethene	ND	1.0	0.31	1		Vinyl Chloride	ND	0.50	0.33	1	
c-1,2-Dichloroethene	ND	1.0	0.35	1		p/m-Xylene	ND	1.0	0.38	1	
t-1,2-Dichloroethene	ND	1.0	0.29	1		o-Xylene	ND	1.0	0.21	1	
1,2-Dichloropropane	ND	1.0	0.28	1		Methyl-t-Butyl Ether (MTBE)	ND	1.0	0.29	1	

Surrogates:	REC (%)	Control Limits	Qual	Surrogates:	REC (%)	Control Limits	Qual
Dibromofluoromethane	109	74-140		1,2-Dichloroethane-d4	113	74-146	
Toluene-d8	92	88-112		1,4-Bromofluorobenzene	83	74-110	

RL - Reporting Limit , DF - Dilution Factor , Qual - Qualifiers

Calscience Environmental Laboratories, Inc.

Analytical Report

Tetra Tech, Inc.	Date Received:	06/23/06
348 West Hospitality Lane, Ste 100	Work Order No:	06-06-1503
San Bernardino, CA 92408-3216	Preparation:	EPA 5030B
	Method:	EPA 8260B
	Units:	ug/L
Project: LMC Beaumont Site 1 / TC #18086-02		Page 2 of 7

Client Sample Number	Lab Sample Number	Date Collected	Matrix	Date Prepared	Date Analyzed	QC Batch ID
LEB-062206 - GP	**06-06-1503-2**	**06/22/06**	**Aqueous**	**06/26/06**	**06/26/06**	**060626L01**

Comment(s): -Results were evaluated to the MDL, concentrations >= to the MDL but < RL, if found, are qualified with a "J" flag.

Parameter	Result	RL	MDL	DF	Qual	Parameter	Result	RL	MDL	DF	Qual
Acetone	11	10	6.1	1		1,3-Dichloropropane	ND	1.0	0.30	1	
Benzene	ND	0.50	0.26	1		2,2-Dichloropropane	ND	1.0	0.40	1	
Bromobenzene	ND	1.0	0.47	1		1,1-Dichloropropene	ND	1.0	0.21	1	
Bromochloromethane	ND	1.0	0.68	1		c-1,3-Dichloropropene	ND	0.50	0.45	1	
Bromodichloromethane	ND	1.0	0.27	1		t-1,3-Dichloropropene	ND	0.50	0.31	1	
Bromoform	ND	1.0	0.62	1		Ethylbenzene	ND	1.0	0.17	1	
Bromomethane	ND	10	2.9	1		2-Hexanone	ND	10	1.9	1	
2-Butanone	ND	10	4.2	1		Isopropylbenzene	ND	1.0	0.24	1	
n-Butylbenzene	ND	1.0	0.29	1		p-Isopropyltoluene	ND	1.0	0.21	1	
sec-Butylbenzene	ND	1.0	0.21	1		Methylene Chloride	ND	10	2.6	1	
tert-Butylbenzene	ND	1.0	0.17	1		4-Methyl-2-Pentanone	ND	10	2.4	1	
Carbon Disulfide	ND	10	1.0	1		Naphthalene	ND	10	0.95	1	
Carbon Tetrachloride	ND	0.50	0.42	1		n-Propylbenzene	ND	1.0	0.30	1	
Chlorobenzene	ND	1.0	0.36	1		Styrene	ND	1.0	0.29	1	
Chloroethane	ND	1.0	0.52	1		1,1,1,2-Tetrachloroethane	ND	1.0	0.37	1	
Chloroform	0.37	1.0	0.22	1	J	1,1,2,2-Tetrachloroethane	ND	1.0	0.37	1	
Chloromethane	ND	10	1.8	1		Tetrachloroethene	ND	1.0	0.29	1	
2-Chlorotoluene	ND	1.0	0.24	1		Toluene	ND	1.0	0.35	1	
4-Chlorotoluene	ND	1.0	0.30	1		1,2,3-Trichlorobenzene	ND	1.0	0.39	1	
Dibromochloromethane	ND	1.0	0.45	1		1,2,4-Trichlorobenzene	ND	1.0	0.35	1	
1,2-Dibromo-3-Chloropropane	ND	5.0	2.5	1		1,1,1-Trichloroethane	ND	1.0	0.32	1	
1,2-Dibromoethane	ND	1.0	0.81	1		1,1,2-Trichloro-1,2,2-Trifluoroethane	ND	10	0.54	1	
Dibromomethane	ND	1.0	0.42	1		1,1,2-Trichloroethane	ND	1.0	0.54	1	
1,2-Dichlorobenzene	ND	1.0	0.24	1		Trichloroethene	ND	1.0	0.30	1	
1,3-Dichlorobenzene	ND	1.0	0.38	1		Trichlorofluoromethane	ND	10	0.36	1	
1,4-Dichlorobenzene	ND	1.0	0.30	1		1,2,3-Trichloropropane	ND	5.0	2.3	1	
Dichlorodifluoromethane	ND	1.0	0.27	1		1,2,4-Trimethylbenzene	ND	1.0	0.26	1	
1,1-Dichloroethane	ND	1.0	0.53	1		1,3,5-Trimethylbenzene	ND	1.0	0.19	1	
1,2-Dichloroethane	ND	0.50	0.22	1		Vinyl Acetate	ND	10	3.2	1	
1,1-Dichloroethene	ND	1.0	0.31	1		Vinyl Chloride	ND	0.50	0.33	1	
c-1,2-Dichloroethene	ND	1.0	0.35	1		p/m-Xylene	ND	1.0	0.38	1	
t-1,2-Dichloroethene	ND	1.0	0.29	1		o-Xylene	ND	1.0	0.21	1	
1,2-Dichloropropane	ND	1.0	0.28	1		Methyl-t-Butyl Ether (MTBE)	ND	1.0	0.29	1	

Surrogates:	REC (%)	Control Limits	Qual	Surrogates:	REC (%)	Control Limits	Qual
Dibromofluoromethane	116	74-140		1,2-Dichloroethane-d4	117	74-146	
Toluene-d8	94	88-112		1,4-Bromofluorobenzene	81	74-110	

RL - Reporting Limit , DF - Dilution Factor , Qual - Qualifiers

Calscience Environmental Laboratories, Inc.

Analytical Report

Tetra Tech, Inc.	Date Received:	06/23/06
348 West Hospitality Lane, Ste 100	Work Order No:	06-06-1503
San Bernardino, CA 92408-3216	Preparation:	EPA 5030B
	Method:	EPA 8260B
	Units:	ug/L
Project: LMC Beaumont Site 1 / TC #18086-02		Page 3 of 7

Client Sample Number	Lab Sample Number	Date Collected	Matrix	Date Prepared	Date Analyzed	QC Batch ID
MW-20	**06-06-1503-3**	**06/22/06**	**Aqueous**	**06/26/06**	**06/26/06**	**060626L01**

Comment(s): -Results were evaluated to the MDL, concentrations >= to the MDL but < RL, if found, are qualified with a "J" flag.

Parameter	Result	RL	MDL	DF	Qual	Parameter	Result	RL	MDL	DF	Qual
Acetone	ND	10	6.1	1		1,3-Dichloropropane	ND	1.0	0.30	1	
Benzene	ND	0.50	0.26	1		2,2-Dichloropropane	ND	1.0	0.40	1	
Bromobenzene	ND	1.0	0.47	1		1,1-Dichloropropene	ND	1.0	0.21	1	
Bromochloromethane	ND	1.0	0.68	1		c-1,3-Dichloropropene	ND	0.50	0.45	1	
Bromodichloromethane	ND	1.0	0.27	1		t-1,3-Dichloropropene	ND	0.50	0.31	1	
Bromoform	ND	1.0	0.62	1		Ethylbenzene	ND	1.0	0.17	1	
Bromomethane	ND	10	2.9	1		2-Hexanone	ND	10	1.9	1	
2-Butanone	ND	10	4.2	1		Isopropylbenzene	ND	1.0	0.24	1	
n-Butylbenzene	ND	1.0	0.29	1		p-Isopropyltoluene	ND	1.0	0.21	1	
sec-Butylbenzene	ND	1.0	0.21	1		Methylene Chloride	ND	10	2.6	1	
tert-Butylbenzene	ND	1.0	0.17	1		4-Methyl-2-Pentanone	ND	10	2.4	1	
Carbon Disulfide	ND	10	1.0	1		Naphthalene	ND	10	0.95	1	
Carbon Tetrachloride	ND	0.50	0.42	1		n-Propylbenzene	ND	1.0	0.30	1	
Chlorobenzene	ND	1.0	0.36	1		Styrene	ND	1.0	0.29	1	
Chloroethane	ND	1.0	0.52	1		1,1,1,2-Tetrachloroethane	ND	1.0	0.37	1	
Chloroform	0.44	1.0	0.22	1	J	1,1,2,2-Tetrachloroethane	ND	1.0	0.37	1	
Chloromethane	ND	10	1.8	1		Tetrachloroethene	ND	1.0	0.29	1	
2-Chlorotoluene	ND	1.0	0.24	1		Toluene	ND	1.0	0.35	1	
4-Chlorotoluene	ND	1.0	0.30	1		1,2,3-Trichlorobenzene	ND	1.0	0.39	1	
Dibromochloromethane	ND	1.0	0.45	1		1,2,4-Trichlorobenzene	ND	1.0	0.35	1	
1,2-Dibromo-3-Chloropropane	ND	5.0	2.5	1		1,1,1-Trichloroethane	ND	1.0	0.32	1	
1,2-Dibromoethane	ND	1.0	0.81	1		1,1,2-Trichloro-1,2,2-Trifluoroethane	ND	10	0.54	1	
Dibromomethane	ND	1.0	0.42	1		1,1,2-Trichloroethane	ND	1.0	0.54	1	
1,2-Dichlorobenzene	ND	1.0	0.24	1		Trichloroethene	2.6	1.0	0.30	1	
1,3-Dichlorobenzene	ND	1.0	0.38	1		Trichlorofluoromethane	ND	10	0.36	1	
1,4-Dichlorobenzene	ND	1.0	0.30	1		1,2,3-Trichloropropane	ND	5.0	2.3	1	
Dichlorodifluoromethane	ND	1.0	0.27	1		1,2,4-Trimethylbenzene	ND	1.0	0.26	1	
1,1-Dichloroethane	ND	1.0	0.53	1		1,3,5-Trimethylbenzene	ND	1.0	0.19	1	
1,2-Dichloroethane	ND	0.50	0.22	1		Vinyl Acetate	ND	10	3.2	1	
1,1-Dichloroethene	3.7	1.0	0.31	1		Vinyl Chloride	ND	0.50	0.33	1	
c-1,2-Dichloroethene	ND	1.0	0.35	1		p/m-Xylene	ND	1.0	0.38	1	
t-1,2-Dichloroethene	ND	1.0	0.29	1		o-Xylene	ND	1.0	0.21	1	
1,2-Dichloropropane	ND	1.0	0.28	1		Methyl-t-Butyl Ether (MTBE)	ND	1.0	0.29	1	

Surrogates:	REC (%)	Control Limits	Qual	Surrogates:	REC (%)	Control Limits	Qual
Dibromofluoromethane	111	74-140		1,2-Dichloroethane-d4	117	74-146	
Toluene-d8	91	88-112		1,4-Bromofluorobenzene	82	74-110	

RL - Reporting Limit , DF - Dilution Factor , Qual - Qualifiers

Calscience Environmental Laboratories, Inc.

Analytical Report

Tetra Tech, Inc.	Date Received:	06/23/06
348 West Hospitality Lane, Ste 100	Work Order No:	06-06-1503
San Bernardino, CA 92408-3216	Preparation:	EPA 5030B
	Method:	EPA 8260B
	Units:	ug/L
Project: LMC Beaumont Site 1 / TC #18086-02		Page 4 of 7

Client Sample Number	Lab Sample Number	Date Collected	Matrix	Date Prepared	Date Analyzed	QC Batch ID
MW-03	**06-06-1503-4**	**06/22/06**	**Aqueous**	**06/27/06**	**06/27/06**	**060627L01**

Comment(s): -Results were evaluated to the MDL, concentrations >= to the MDL but < RL, if found, are qualified with a "J" flag.

Parameter	Result	RL	MDL	DF	Qual	Parameter	Result	RL	MDL	DF	Qual
Acetone	ND	10	6.1	1		1,3-Dichloropropane	ND	1.0	0.30	1	
Benzene	ND	0.50	0.26	1		2,2-Dichloropropane	ND	1.0	0.40	1	
Bromobenzene	ND	1.0	0.47	1		1,1-Dichloropropene	ND	1.0	0.21	1	
Bromochloromethane	ND	1.0	0.68	1		c-1,3-Dichloropropene	ND	0.50	0.45	1	
Bromodichloromethane	ND	1.0	0.27	1		t-1,3-Dichloropropene	ND	0.50	0.31	1	
Bromoform	ND	1.0	0.62	1		Ethylbenzene	ND	1.0	0.17	1	
Bromomethane	ND	10	2.9	1		2-Hexanone	ND	10	1.9	1	
2-Butanone	ND	10	4.2	1		Isopropylbenzene	ND	1.0	0.24	1	
n-Butylbenzene	ND	1.0	0.29	1		p-Isopropyltoluene	ND	1.0	0.21	1	
sec-Butylbenzene	ND	1.0	0.21	1		Methylene Chloride	ND	10	2.6	1	
tert-Butylbenzene	ND	1.0	0.17	1		4-Methyl-2-Pentanone	ND	10	2.4	1	
Carbon Disulfide	ND	10	1.0	1		Naphthalene	ND	10	0.95	1	
Carbon Tetrachloride	ND	0.50	0.42	1		n-Propylbenzene	ND	1.0	0.30	1	
Chlorobenzene	ND	1.0	0.36	1		Styrene	ND	1.0	0.29	1	
Chloroethane	ND	1.0	0.52	1		1,1,1,2-Tetrachloroethane	ND	1.0	0.37	1	
Chloroform	ND	1.0	0.22	1		1,1,2,2-Tetrachloroethane	ND	1.0	0.37	1	
Chloromethane	ND	10	1.8	1		Tetrachloroethene	ND	1.0	0.29	1	
2-Chlorotoluene	ND	1.0	0.24	1		Toluene	ND	1.0	0.35	1	
4-Chlorotoluene	ND	1.0	0.30	1		1,2,3-Trichlorobenzene	ND	1.0	0.39	1	
Dibromochloromethane	ND	1.0	0.45	1		1,2,4-Trichlorobenzene	ND	1.0	0.35	1	
1,2-Dibromo-3-Chloropropane	ND	5.0	2.5	1		1,1,1-Trichloroethane	ND	1.0	0.32	1	
1,2-Dibromoethane	ND	1.0	0.81	1		1,1,2-Trichloro-1,2,2-Trifluoroethane	ND	10	0.54	1	
Dibromomethane	ND	1.0	0.42	1		1,1,2-Trichloroethane	ND	1.0	0.54	1	
1,2-Dichlorobenzene	ND	1.0	0.24	1		Trichloroethene	ND	1.0	0.30	1	
1,3-Dichlorobenzene	ND	1.0	0.38	1		Trichlorofluoromethane	ND	10	0.36	1	
1,4-Dichlorobenzene	ND	1.0	0.30	1		1,2,3-Trichloropropane	ND	5.0	2.3	1	
Dichlorodifluoromethane	ND	1.0	0.27	1		1,2,4-Trimethylbenzene	ND	1.0	0.26	1	
1,1-Dichloroethane	ND	1.0	0.53	1		1,3,5-Trimethylbenzene	ND	1.0	0.19	1	
1,2-Dichloroethane	ND	0.50	0.22	1		Vinyl Acetate	ND	10	3.2	1	
1,1-Dichloroethene	ND	1.0	0.31	1		Vinyl Chloride	ND	0.50	0.33	1	
c-1,2-Dichloroethene	ND	1.0	0.35	1		p/m-Xylene	ND	1.0	0.38	1	
t-1,2-Dichloroethene	ND	1.0	0.29	1		o-Xylene	ND	1.0	0.21	1	
1,2-Dichloropropane	ND	1.0	0.28	1		Methyl-t-Butyl Ether (MTBE)	ND	1.0	0.29	1	

Surrogates:	REC (%)	Control Limits	Qual	Surrogates:	REC (%)	Control Limits	Qual
Dibromofluoromethane	109	74-140		1,2-Dichloroethane-d4	106	74-146	
Toluene-d8	91	88-112		1,4-Bromofluorobenzene	84	74-110	

RL - Reporting Limit , DF - Dilution Factor , Qual - Qualifiers

Calscience Environmental Laboratories, Inc.

Analytical Report

Tetra Tech, Inc.	Date Received:	06/23/06
348 West Hospitality Lane, Ste 100	Work Order No:	06-06-1503
San Bernardino, CA 92408-3216	Preparation:	EPA 5030B
	Method:	EPA 8260B
	Units:	ug/L
Project: LMC Beaumont Site 1 / TC #18086-02		Page 5 of 7

Client Sample Number	Lab Sample Number	Date Collected	Matrix	Date Prepared	Date Analyzed	QC Batch ID
MW-34	**06-06-1503-5**	**06/22/06**	**Aqueous**	**06/27/06**	**06/27/06**	**060627L01**

Comment(s): -Results were evaluated to the MDL, concentrations >= to the MDL but < RL, if found, are qualified with a "J" flag.

Parameter	Result	RL	MDL	DF	Qual	Parameter	Result	RL	MDL	DF	Qual
Acetone	ND	10	6.1	1		1,3-Dichloropropane	ND	1.0	0.30	1	
Benzene	ND	0.50	0.26	1		2,2-Dichloropropane	ND	1.0	0.40	1	
Bromobenzene	ND	1.0	0.47	1		1,1-Dichloropropene	ND	1.0	0.21	1	
Bromochloromethane	ND	1.0	0.68	1		c-1,3-Dichloropropene	ND	0.50	0.45	1	
Bromodichloromethane	ND	1.0	0.27	1		t-1,3-Dichloropropene	ND	0.50	0.31	1	
Bromoform	ND	1.0	0.62	1		Ethylbenzene	ND	1.0	0.17	1	
Bromomethane	ND	10	2.9	1		2-Hexanone	ND	10	1.9	1	
2-Butanone	ND	10	4.2	1		Isopropylbenzene	ND	1.0	0.24	1	
n-Butylbenzene	ND	1.0	0.29	1		p-Isopropyltoluene	ND	1.0	0.21	1	
sec-Butylbenzene	ND	1.0	0.21	1		Methylene Chloride	ND	10	2.6	1	
tert-Butylbenzene	ND	1.0	0.17	1		4-Methyl-2-Pentanone	ND	10	2.4	1	
Carbon Disulfide	ND	10	1.0	1		Naphthalene	ND	10	0.95	1	
Carbon Tetrachloride	ND	0.50	0.42	1		n-Propylbenzene	ND	1.0	0.30	1	
Chlorobenzene	ND	1.0	0.36	1		Styrene	ND	1.0	0.29	1	
Chloroethane	ND	1.0	0.52	1		1,1,1,2-Tetrachloroethane	ND	1.0	0.37	1	
Chloroform	ND	1.0	0.22	1		1,1,2,2-Tetrachloroethane	ND	1.0	0.37	1	
Chloromethane	ND	10	1.8	1		Tetrachloroethene	ND	1.0	0.29	1	
2-Chlorotoluene	ND	1.0	0.24	1		Toluene	ND	1.0	0.35	1	
4-Chlorotoluene	ND	1.0	0.30	1		1,2,3-Trichlorobenzene	ND	1.0	0.39	1	
Dibromochloromethane	ND	1.0	0.45	1		1,2,4-Trichlorobenzene	ND	1.0	0.35	1	
1,2-Dibromo-3-Chloropropane	ND	5.0	2.5	1		1,1,1-Trichloroethane	ND	1.0	0.32	1	
1,2-Dibromoethane	ND	1.0	0.81	1		1,1,2-Trichloro-1,2,2-Trifluoroethane	ND	10	0.54	1	
Dibromomethane	ND	1.0	0.42	1		1,1,2-Trichloroethane	ND	1.0	0.54	1	
1,2-Dichlorobenzene	ND	1.0	0.24	1		Trichloroethene	0.49	1.0	0.30	1	J
1,3-Dichlorobenzene	ND	1.0	0.38	1		Trichlorofluoromethane	ND	10	0.36	1	
1,4-Dichlorobenzene	ND	1.0	0.30	1		1,2,3-Trichloropropane	ND	5.0	2.3	1	
Dichlorodifluoromethane	ND	1.0	0.27	1		1,2,4-Trimethylbenzene	ND	1.0	0.26	1	
1,1-Dichloroethane	ND	1.0	0.53	1		1,3,5-Trimethylbenzene	ND	1.0	0.19	1	
1,2-Dichloroethane	ND	0.50	0.22	1		Vinyl Acetate	ND	10	3.2	1	
1,1-Dichloroethene	ND	1.0	0.31	1		Vinyl Chloride	ND	0.50	0.33	1	
c-1,2-Dichloroethene	ND	1.0	0.35	1		p/m-Xylene	ND	1.0	0.38	1	
t-1,2-Dichloroethene	ND	1.0	0.29	1		o-Xylene	ND	1.0	0.21	1	
1,2-Dichloropropane	ND	1.0	0.28	1		Methyl-t-Butyl Ether (MTBE)	ND	1.0	0.29	1	

Surrogates:	REC (%)	Control Limits	Qual	Surrogates:	REC (%)	Control Limits	Qual
Dibromofluoromethane	114	74-140		1,2-Dichloroethane-d4	112	74-146	
Toluene-d8	91	88-112		1,4-Bromofluorobenzene	81	74-110	

RL - Reporting Limit , DF - Dilution Factor , Qual - Qualifiers

Calscience Environmental Laboratories, Inc.

Analytical Report

Tetra Tech, Inc.	Date Received:	06/23/06
348 West Hospitality Lane, Ste 100	Work Order No:	06-06-1503
San Bernardino, CA 92408-3216	Preparation:	EPA 5030B
	Method:	EPA 8260B
	Units:	ug/L
Project: LMC Beaumont Site 1 / TC #18086-02		Page 6 of 7

Client Sample Number	Lab Sample Number	Date Collected	Matrix	Date Prepared	Date Analyzed	QC Batch ID
Method Blank	**099-10-006-18,363**	**N/A**	**Aqueous**	**06/26/06**	**06/26/06**	**060626L01**

Comment(s): -Results were evaluated to the MDL, concentrations >= to the MDL but < RL, if found, are qualified with a "J" flag.

Parameter	Result	RL	MDL	DF	Qual	Parameter	Result	RL	MDL	DF	Qual
Acetone	ND	10	6.1	1		1,3-Dichloropropane	ND	1.0	0.30	1	
Benzene	ND	0.50	0.26	1		2,2-Dichloropropane	ND	1.0	0.40	1	
Bromobenzene	ND	1.0	0.47	1		1,1-Dichloropropene	ND	1.0	0.21	1	
Bromochloromethane	ND	1.0	0.68	1		c-1,3-Dichloropropene	ND	0.50	0.45	1	
Bromodichloromethane	ND	1.0	0.27	1		t-1,3-Dichloropropene	ND	0.50	0.31	1	
Bromoform	ND	1.0	0.62	1		Ethylbenzene	ND	1.0	0.17	1	
Bromomethane	ND	10	2.9	1		2-Hexanone	ND	10	1.9	1	
2-Butanone	ND	10	4.2	1		Isopropylbenzene	ND	1.0	0.24	1	
n-Butylbenzene	ND	1.0	0.29	1		p-Isopropyltoluene	ND	1.0	0.21	1	
sec-Butylbenzene	ND	1.0	0.21	1		Methylene Chloride	ND	10	2.6	1	
tert-Butylbenzene	ND	1.0	0.17	1		4-Methyl-2-Pentanone	ND	10	2.4	1	
Carbon Disulfide	ND	10	1.0	1		Naphthalene	ND	10	0.95	1	
Carbon Tetrachloride	ND	0.50	0.42	1		n-Propylbenzene	ND	1.0	0.30	1	
Chlorobenzene	ND	1.0	0.36	1		Styrene	ND	1.0	0.29	1	
Chloroethane	ND	1.0	0.52	1		1,1,1,2-Tetrachloroethane	ND	1.0	0.37	1	
Chloroform	ND	1.0	0.22	1		1,1,2,2-Tetrachloroethane	ND	1.0	0.37	1	
Chloromethane	ND	10	1.8	1		Tetrachloroethene	ND	1.0	0.29	1	
2-Chlorotoluene	ND	1.0	0.24	1		Toluene	ND	1.0	0.35	1	
4-Chlorotoluene	ND	1.0	0.30	1		1,2,3-Trichlorobenzene	ND	1.0	0.39	1	
Dibromochloromethane	ND	1.0	0.45	1		1,2,4-Trichlorobenzene	ND	1.0	0.35	1	
1,2-Dibromo-3-Chloropropane	ND	5.0	2.5	1		1,1,1-Trichloroethane	ND	1.0	0.32	1	
1,2-Dibromoethane	ND	1.0	0.81	1		1,1,2-Trichloro-1,2,2-Trifluoroethane	ND	10	0.54	1	
Dibromomethane	ND	1.0	0.42	1		1,1,2-Trichloroethane	ND	1.0	0.54	1	
1,2-Dichlorobenzene	ND	1.0	0.24	1		Trichloroethene	ND	1.0	0.30	1	
1,3-Dichlorobenzene	ND	1.0	0.38	1		Trichlorofluoromethane	ND	10	0.36	1	
1,4-Dichlorobenzene	ND	1.0	0.30	1		1,2,3-Trichloropropane	ND	5.0	2.3	1	
Dichlorodifluoromethane	ND	1.0	0.27	1		1,2,4-Trimethylbenzene	ND	1.0	0.26	1	
1,1-Dichloroethane	ND	1.0	0.53	1		1,3,5-Trimethylbenzene	ND	1.0	0.19	1	
1,2-Dichloroethane	ND	0.50	0.22	1		Vinyl Acetate	ND	10	3.2	1	
1,1-Dichloroethene	ND	1.0	0.31	1		Vinyl Chloride	ND	0.50	0.33	1	
c-1,2-Dichloroethene	ND	1.0	0.35	1		p/m-Xylene	ND	1.0	0.38	1	
t-1,2-Dichloroethene	ND	1.0	0.29	1		o-Xylene	ND	1.0	0.21	1	
1,2-Dichloropropane	ND	1.0	0.28	1		Methyl-t-Butyl Ether (MTBE)	ND	1.0	0.29	1	

Surrogates:	REC (%)	Control Limits	Qual	Surrogates:	REC (%)	Control Limits	Qual
Dibromofluoromethane	104	74-140		1,2-Dichloroethane-d4	105	74-146	
Toluene-d8	92	88-112		1,4-Bromofluorobenzene	84	74-110	

RL - Reporting Limit , DF - Dilution Factor , Qual - Qualifiers

Calscience Environmental Laboratories, Inc.

Analytical Report

Tetra Tech, Inc.	Date Received:	06/23/06
348 West Hospitality Lane, Ste 100	Work Order No:	06-06-1503
San Bernardino, CA 92408-3216	Preparation:	EPA 5030B
	Method:	EPA 8260B
	Units:	ug/L
Project: LMC Beaumont Site 1 / TC #18086-02		Page 7 of 7

Client Sample Number	Lab Sample Number	Date Collected	Matrix	Date Prepared	Date Analyzed	QC Batch ID
Method Blank	**099-10-006-18,380**	**N/A**	**Aqueous**	**06/27/06**	**06/27/06**	**060627L01**

Comment(s): -Results were evaluated to the MDL, concentrations >= to the MDL but < RL, if found, are qualified with a "J" flag.

Parameter	Result	RL	MDL	DF	Qual	Parameter	Result	RL	MDL	DF	Qual
Acetone	ND	10	6.1	1		1,3-Dichloropropane	ND	1.0	0.30	1	
Benzene	ND	0.50	0.26	1		2,2-Dichloropropane	ND	1.0	0.40	1	
Bromobenzene	ND	1.0	0.47	1		1,1-Dichloropropene	ND	1.0	0.21	1	
Bromochloromethane	ND	1.0	0.68	1		c-1,3-Dichloropropene	ND	0.50	0.45	1	
Bromodichloromethane	ND	1.0	0.27	1		t-1,3-Dichloropropene	ND	0.50	0.31	1	
Bromoform	ND	1.0	0.62	1		Ethylbenzene	ND	1.0	0.17	1	
Bromomethane	ND	10	2.9	1		2-Hexanone	ND	10	1.9	1	
2-Butanone	ND	10	4.2	1		Isopropylbenzene	ND	1.0	0.24	1	
n-Butylbenzene	ND	1.0	0.29	1		p-Isopropyltoluene	ND	1.0	0.21	1	
sec-Butylbenzene	ND	1.0	0.21	1		Methylene Chloride	ND	10	2.6	1	
tert-Butylbenzene	ND	1.0	0.17	1		4-Methyl-2-Pentanone	ND	10	2.4	1	
Carbon Disulfide	ND	10	1.0	1		Naphthalene	ND	10	0.95	1	
Carbon Tetrachloride	ND	0.50	0.42	1		n-Propylbenzene	ND	1.0	0.30	1	
Chlorobenzene	ND	1.0	0.36	1		Styrene	ND	1.0	0.29	1	
Chloroethane	ND	1.0	0.52	1		1,1,1,2-Tetrachloroethane	ND	1.0	0.37	1	
Chloroform	ND	1.0	0.22	1		1,1,2,2-Tetrachloroethane	ND	1.0	0.37	1	
Chloromethane	ND	10	1.8	1		Tetrachloroethene	ND	1.0	0.29	1	
2-Chlorotoluene	ND	1.0	0.24	1		Toluene	ND	1.0	0.35	1	
4-Chlorotoluene	ND	1.0	0.30	1		1,2,3-Trichlorobenzene	ND	1.0	0.39	1	
Dibromochloromethane	ND	1.0	0.45	1		1,2,4-Trichlorobenzene	ND	1.0	0.35	1	
1,2-Dibromo-3-Chloropropane	ND	5.0	2.5	1		1,1,1-Trichloroethane	ND	1.0	0.32	1	
1,2-Dibromoethane	ND	1.0	0.81	1		1,1,2-Trichloro-1,2,2-Trifluoroethane	0.94	10.00	0.54	1	J
Dibromomethane	ND	1.0	0.42	1		1,1,2-Trichloroethane	ND	1.0	0.54	1	
1,2-Dichlorobenzene	ND	1.0	0.24	1		Trichloroethene	ND	1.0	0.30	1	
1,3-Dichlorobenzene	ND	1.0	0.38	1		Trichlorofluoromethane	ND	10	0.36	1	
1,4-Dichlorobenzene	ND	1.0	0.30	1		1,2,3-Trichloropropane	ND	5.0	2.3	1	
Dichlorodifluoromethane	ND	1.0	0.27	1		1,2,4-Trimethylbenzene	ND	1.0	0.26	1	
1,1-Dichloroethane	ND	1.0	0.53	1		1,3,5-Trimethylbenzene	ND	1.0	0.19	1	
1,2-Dichloroethane	ND	0.50	0.22	1		Vinyl Acetate	ND	10	3.2	1	
1,1-Dichloroethene	ND	1.0	0.31	1		Vinyl Chloride	ND	0.50	0.33	1	
c-1,2-Dichloroethene	ND	1.0	0.35	1		p/m-Xylene	ND	1.0	0.38	1	
t-1,2-Dichloroethene	ND	1.0	0.29	1		o-Xylene	ND	1.0	0.21	1	
1,2-Dichloropropane	ND	1.0	0.28	1		Methyl-t-Butyl Ether (MTBE)	ND	1.0	0.29	1	

Surrogates:	REC (%)	Control Limits	Qual	Surrogates:	REC (%)	Control Limits	Qual
Dibromofluoromethane	105	74-140		1,2-Dichloroethane-d4	108	74-146	
Toluene-d8	90	88-112		1,4-Bromofluorobenzene	83	74-110	

RL - Reporting Limit , DF - Dilution Factor , Qual - Qualifiers

Calscience Environmental Laboratories, Inc.

EPA 8260B Tentatively Identified Compound List

Work Order	CEL Sample	Client ID	Q	Compound	CAS NUMBER	RT	On Column Conc. ug/L	Estimated Conc. ug/L
06-06-1503				No TICs found for all samples				

Q Qualifier
RT Retention Time

7440 Lincoln Way, Garden Grove, CA 92841-1432 • TEL: (714) 895-5494 • FAX: (714) 894-7501

Calscience Environmental Laboratories, Inc.

Analytical Report

Tetra Tech, Inc.
348 West Hospitality Lane, Ste 100
San Bernardino, CA 92408-3216

Date Received: 06/23/06
Work Order No: 06-06-1503

Project: LMC Beaumont Site 1 / TC #18086-02

Client Sample Number	Lab Sample Number	Date Collected	Matrix
LEB-062206 - GP	**06-06-1503-2**	**06/22/06**	**Aqueous**

Comment(s): (1) Results were evaluated to the MDL, concentrations >= to the MDL but < RL, if found, are qualified with a "J" flag.

Parameter	Result	RL	MDL	DF	Qual	Units	Date Prepared	Date Analyzed	Method
Perchlorate (1)	ND	2.0	0.43	1		ug/L	N/A	06/29/06	EPA 314.0

MW-20	**06-06-1503-3**	**06/22/06**	**Aqueous**

Parameter	Result	RL	MDL	DF	Qual	Units	Date Prepared	Date Analyzed	Method
Perchlorate	86	2	0.43	1		ug/L	N/A	06/29/06	EPA 314.0

MW-03	**06-06-1503-4**	**06/22/06**	**Aqueous**

Comment(s): (1) Results were evaluated to the MDL, concentrations >= to the MDL but < RL, if found, are qualified with a "J" flag.

Parameter	Result	RL	MDL	DF	Qual	Units	Date Prepared	Date Analyzed	Method
Perchlorate (1)	0.93	2.0	0.43	1	J	ug/L	N/A	06/29/06	EPA 314.0

MW-34	**06-06-1503-5**	**06/22/06**	**Aqueous**

Parameter	Result	RL	MDL	DF	Qual	Units	Date Prepared	Date Analyzed	Method
Perchlorate	20	2	0.43	1		ug/L	N/A	06/29/06	EPA 314.0

Method Blank	**N/A**	**Aqueous**

Comment(s): (1) Results were evaluated to the MDL, concentrations >= to the MDL but < RL, if found, are qualified with a "J" flag.

Parameter	Result	RL	MDL	DF	Qual	Units	Date Prepared	Date Analyzed	Method
Perchlorate (1)	ND	2.0	0.43	1		ug/L	N/A	06/29/06	EPA 314.0

RL - Reporting Limit , DF - Dilution Factor , Qual - Qualifiers

Calscience Environmental Laboratories, Inc.

Quality Control - Spike/Spike Duplicate

Tetra Tech, Inc.
348 West Hospitality Lane, Ste 100
San Bernardino, CA 92408-3216

Date Received: 06/23/06
Work Order No: 06-06-1503
Preparation: EPA 5030B
Method: EPA 8260B

Project LMC Beaumont Site 1 / TC #18086-02

Quality Control Sample ID	Matrix	Instrument	Date Prepared	Date Analyzed	MS/MSD Batch Number
06-06-1403-3	**Aqueous**	**GC/MS CC**	**06/26/06**	**06/26/06**	**060626S01**

Parameter	MS %REC	MSD %REC	%REC CL	RPD	RPD CL	Qualifiers
Benzene	92	93	88-118	1	0-7	
Carbon Tetrachloride	92	93	67-145	1	0-11	
Chlorobenzene	94	93	88-118	2	0-7	
1,2-Dichlorobenzene	99	100	86-116	0	0-8	
1,1-Dichloroethene	80	79	70-130	1	0-25	
Toluene	101	98	87-123	3	0-8	
Trichloroethene	91	92	79-127	1	0-10	
Vinyl Chloride	89	90	69-129	1	0-13	
Methyl-t-Butyl Ether (MTBE)	101	108	71-131	6	0-13	
Tert-Butyl Alcohol (TBA)	117	122	36-168	5	0-45	
Diisopropyl Ether (DIPE)	102	104	81-123	2	0-9	
Ethyl-t-Butyl Ether (ETBE)	102	106	72-126	4	0-12	
Tert-Amyl-Methyl Ether (TAME)	104	105	72-126	2	0-12	
Ethanol	106	99	53-149	7	0-31	

RPD - Relative Percent Difference , CL - Control Limit

Calscience Environmental Laboratories, Inc.

Quality Control - Spike/Spike Duplicate

Tetra Tech, Inc.
348 West Hospitality Lane, Ste 100
San Bernardino, CA 92408-3216

Date Received: 06/23/06
Work Order No: 06-06-1503
Preparation: EPA 5030B
Method: EPA 8260B

Project LMC Beaumont Site 1 / TC #18086-02

Quality Control Sample ID	Matrix	Instrument	Date Prepared	Date Analyzed	MS/MSD Batch Number
MW-34	**Aqueous**	**GC/MS CC**	**06/27/06**	**06/27/06**	**060627S01**

Parameter	MS %REC	MSD %REC	%REC CL	RPD	RPD CL	Qualifiers
Benzene	93	94	88-118	1	0-7	
Carbon Tetrachloride	94	95	67-145	1	0-11	
Chlorobenzene	95	96	88-118	1	0-7	
1,2-Dichlorobenzene	100	98	86-116	1	0-8	
1,1-Dichloroethene	81	91	70-130	13	0-25	
Toluene	102	102	87-123	0	0-8	
Trichloroethene	93	93	79-127	0	0-10	
Vinyl Chloride	92	92	69-129	0	0-13	
Methyl-t-Butyl Ether (MTBE)	102	100	71-131	2	0-13	
Tert-Butyl Alcohol (TBA)	117	99	36-168	16	0-45	
Diisopropyl Ether (DIPE)	102	102	81-123	0	0-9	
Ethyl-t-Butyl Ether (ETBE)	101	101	72-126	1	0-12	
Tert-Amyl-Methyl Ether (TAME)	101	103	72-126	2	0-12	
Ethanol	107	102	53-149	5	0-31	

RPD - Relative Percent Difference , CL - Control Limit

Calscience Environmental Laboratories, Inc.

Quality Control - Spike/Spike Duplicate

Tetra Tech, Inc.
348 West Hospitality Lane, Ste 100
San Bernardino, CA 92408-3216

Date Received: N/A
Work Order No: 06-06-1503

Project: LMC Beaumont Site 1 / TC #18086-02

Matrix: Aqueous

Parameter	Method	Quality Control Sample ID	Date Analyzed	Date Extracted	MS% REC	MSD % REC	%REC CL	RPD	RPD CL	Qualifiers
Perchlorate	EPA 314.0	06-06-1647-3	06/30/06	N/A	100	99	80-120	0	0-15	

RPD - Relative Percent Difference , CL - Control Limit

Calscience Environmental Laboratories, Inc.

Quality Control - LCS/LCS Duplicate

Tetra Tech, Inc.
348 West Hospitality Lane, Ste 100
San Bernardino, CA 92408-3216

Date Received: N/A
Work Order No: 06-06-1503
Preparation: EPA 3520B
Method: EPA 8270C(M) Isotope Dilution

Project: LMC Beaumont Site 1 / TC #18086-02

Quality Control Sample ID	Matrix	Instrument	Date Prepared	Date Analyzed	LCS/LCSD Batch Number
099-09-004-601	**Aqueous**	**GC/MS P**	**06/27/06**	**06/29/06**	**060627L07**

Parameter	LCS %REC	LCSD %REC	%REC CL	RPD	RPD CL	Qualifiers
1,4-Dioxane	108	121	50-130	12	0-20	

RPD - Relative Percent Difference , CL - Control Limit

Calscience Environmental Laboratories, Inc.

Quality Control - LCS/LCS Duplicate

Tetra Tech, Inc.		Date Received:	N/A
348 West Hospitality Lane, Ste 100		Work Order No:	06-06-1503
San Bernardino, CA 92408-3216		Preparation:	EPA 5030B
		Method:	EPA 8260B

Project: LMC Beaumont Site 1 / TC #18086-02

Quality Control Sample ID	Matrix	Instrument	Date Prepared	Date Analyzed	LCS/LCSD Batch Number
099-10-006-18,363	**Aqueous**	**GC/MS CC**	**06/26/06**	**06/26/06**	**060626L01**

Parameter	LCS %REC	LCSD %REC	%REC CL	RPD	RPD CL	Qualifiers
Benzene	93	94	84-120	1	0-8	
Carbon Tetrachloride	92	92	63-147	1	0-10	
Chlorobenzene	95	94	89-119	1	0-7	
1,2-Dichlorobenzene	99	101	89-119	2	0-9	
1,1-Dichloroethene	83	82	77-125	0	0-16	
Toluene	102	102	83-125	0	0-9	
Trichloroethene	92	95	89-119	3	0-8	
Vinyl Chloride	93	93	63-135	0	0-13	
Methyl-t-Butyl Ether (MTBE)	108	107	82-118	1	0-13	
Tert-Butyl Alcohol (TBA)	115	118	46-154	3	0-32	
Diisopropyl Ether (DIPE)	106	104	81-123	2	0-11	
Ethyl-t-Butyl Ether (ETBE)	107	107	74-122	1	0-12	
Tert-Amyl-Methyl Ether (TAME)	109	111	76-124	2	0-10	
Ethanol	103	101	60-138	2	0-32	

RPD - Relative Percent Difference , CL - Control Limit

Calscience Environmental Laboratories, Inc.

Quality Control - LCS/LCS Duplicate

Tetra Tech, Inc.		Date Received:	N/A
348 West Hospitality Lane, Ste 100		Work Order No:	06-06-1503
San Bernardino, CA 92408-3216		Preparation:	EPA 5030B
		Method:	EPA 8260B

Project: LMC Beaumont Site 1 / TC #18086-02

Quality Control Sample ID	Matrix	Instrument	Date Prepared	Date Analyzed	LCS/LCSD Batch Number
099-10-006-18,380	**Aqueous**	**GC/MS CC**	**06/27/06**	**06/27/06**	**060627L01**

Parameter	LCS %REC	LCSD %REC	%REC CL	RPD	RPD CL	Qualifiers
Benzene	94	92	84-120	1	0-8	
Carbon Tetrachloride	94	91	63-147	3	0-10	
Chlorobenzene	96	95	89-119	2	0-7	
1,2-Dichlorobenzene	99	98	89-119	1	0-9	
1,1-Dichloroethene	93	91	77-125	2	0-16	
Toluene	102	101	83-125	1	0-9	
Trichloroethene	92	92	89-119	0	0-8	
Vinyl Chloride	94	91	63-135	3	0-13	
Methyl-t-Butyl Ether (MTBE)	101	101	82-118	1	0-13	
Tert-Butyl Alcohol (TBA)	104	105	46-154	1	0-32	
Diisopropyl Ether (DIPE)	102	101	81-123	1	0-11	
Ethyl-t-Butyl Ether (ETBE)	102	102	74-122	1	0-12	
Tert-Amyl-Methyl Ether (TAME)	103	103	76-124	0	0-10	
Ethanol	104	97	60-138	7	0-32	

RPD - Relative Percent Difference , CL - Control Limit

Calscience Environmental Laboratories, Inc.

Quality Control - LCS/LCS Duplicate

Tetra Tech, Inc.
348 West Hospitality Lane, Ste 100
San Bernardino, CA 92408-3216

Date Received: N/A
Work Order No: 06-06-1503

Project: LMC Beaumont Site 1 / TC #18086-02

Matrix: Aqueous

Parameter	Method	Quality Control Sample ID	Date Extracted	Date Analyzed	LCS % REC	LCSD % REC	%REC CL	RPD	RPD CL	Qual
Perchlorate	EPA 314.0	099-05-203-425	N/A	06/29/06	96	97	85-115	1	0-15	

RPD - Relative Percent Difference , CL - Control Limit

Calscience Environmental Laboratories, Inc.

Glossary of Terms and Qualifiers

Work Order Number: 06-06-1503

Qualifier	Definition
*	See applicable analysis comment.
1	Surrogate compound recovery was out of control due to a required sample dilution, therefore, the sample data was reported without further clarification.
2	Surrogate compound recovery was out of control due to matrix interference. The associated method blank surrogate spike compound was in control and, therefore, the sample data was reported without further clarification.
3	Recovery of the Matrix Spike or Matrix Spike Duplicate compound was out of control due to matrix interference. The associated LCS and/or LCSD was in control and, therefore, the sample data was reported without further clarification.
4	The MS/MSD RPD was out of control due to matrix interference. The LCS/LCSD RPD was in control and, therefore, the sample data was reported without further clarification.
5	The PDS/PDSD associated with this batch of samples was out of control due to a matrix interference effect. The associated batch LCS/LCSD was in control and, hence, the associated sample data was reported with no further corrective action required.
A	Result is the average of all dilutions, as defined by the method.
B	Analyte was present in the associated method blank.
C	Analyte presence was not confirmed on primary column.
E	Concentration exceeds the calibration range.
H	Sample received and/or analyzed past the recommended holding time.
J	Analyte was detected at a concentration below the reporting limit and above the laboratory method detection limit. Reported value is estimated.
N	Nontarget Analyte.
ND	Parameter not detected at the indicated reporting limit.
Q	Spike recovery and RPD control limits do not apply resulting from the parameter concentration in the sample exceeding the spike concentration by a factor of four or greater.
U	Undetected at the laboratory method detection limit.
X	% Recovery and/or RPD out-of-range.
Z	Analyte presence was not confirmed by second column or GC/MS analysis.

TETRA TECH, INC.
348 W. Hospitality Lane, Suite 100
San Bernardino, California 92408
Telephone: (909) 381-1674
FAX: (909) 889-1391

SHIP TO: Calscience (via courier)

CHAIN OF CUSTODY RECORD

1503

DATE 06/22/2006 PAGE 1 OF 1

CLIENT: Tetra Tech
PROJECT NAME: LMC Beaumont Site 1
PROJECT MANAGER: Brenda Meyer
TC #: 18086-02
SAMPLERS (Signatures)

PARAMETERS

LINE ITEM	SAMPLE NO.	DATE	TIME	VOCs + TIC (SW8260B)	1,4-Dioxane (SW 8270C SIM)	Perchlorate (314.0)	FILTERED/UNFILTERED	MATRIX TYPE	CONTAINER TYPE	NUMBER OF CONTAINERS	PRESERVATIVE
1.	LTB-062206	06/22/2006	0700	X			Un	W	G	2	HCl
2.	LEB-062206-GP		0730	X	X	X	Un	W	G/P	5	HCl/NaOH/H_2SO_4
3.	MW-20		0928	X	X	X					
4.	MW-03		1110	X	X	X					
5.	MW-34		1241	X	X	X					
6.											
7.											
8.											
9.											
10.											

TURN-AROUND TIME
Standard

OBSERVATIONS/COMMENTS
Report all data to the MDL

FILTERING:
☐ FILTERED ☑ UNFILTERED

MATRIX TYPE:
S - Soil
M - Sediment
W - Water

CONTAINER TYPE:
G - Glass Bottle/Jar
SS - Stainless Steel Sleeve
SB - Brass Sleeve
P - Plastic Bottle/Jar

PRESERVATIVES: (Water Only)
HCL
NR (None required)
NaOH
H_2SO_4

RELINQUISHED BY: David Bertolacci	SIGNATURE	TETRA TECH, INC.	DATE 06/23/2006	TIME 1430	TOTAL NUMBER OF CONTAINERS ON THIS CHAIN OF CUSTODY: 22
RECEIVED BY: Leovigildo Macias	SIGNATURE	COMPANY CEL	DATE 6/23/06	TIME 1634	METHOD OF SHIPMENT/SHIPMENT NO.: courier
RELINQUISHED BY: Leovigildo Macias	SIGNATURE	COMPANY CEL	DATE 6/23/06	TIME 1828	Special Shipping/Handling/Storage Requirements:
RECEIVED BY: Shen Tema	SIGNATURE Shen Tema	COMPANY CEL	DATE 6-23-06	TIME 1828	

DISTRIBUTION: White and Pink = Tetra Tech, Inc. Canary = Laboratory

X:\GIS\ATT-MISC\COCR.CDR

Calscience Environmental Laboratories, Inc.

WORK ORDER #: 06 - 06 - 1503

Cooler 1 of 1

SAMPLE RECEIPT FORM

CLIENT: Tetra tech **DATE:** 6-23-06

TEMPERATURE – SAMPLES RECEIVED BY:

CALSCIENCE COURIER:

- _____ Chilled, cooler with temperature blank provided.
- _____ Chilled, cooler without temperature blank.
- ✓ Chilled and placed in cooler with wet ice.
- _____ Ambient and placed in cooler with wet ice.
- _____ Ambient temperature.

3.3 °C Temperature blank.

LABORATORY (Other than Calscience Courier):

- _____ °C Temperature blank.
- _____ °C IR thermometer.
- _____ Ambient temperature.

Initial: LM

CUSTODY SEAL INTACT:

Sample(s): _____ Cooler: _____ No (Not Intact) : _____ Not Applicable (N/A): ✓

Initial: LM

SAMPLE CONDITION:

	Yes	No	N/A
Chain-Of-Custody document(s) received with samples	✓		
Sampler's name indicated on COC	✓		
Sample container label(s) consistent with custody papers	✓		
Sample container(s) intact and good condition	✓		
Correct containers and volume for analyses requested	✓		
Proper preservation noted on sample label(s)	✓		
VOA vial(s) free of headspace.	✓		
Tedlar bag(s) free of condensation			✓

Initial: LM

COMMENTS:

Calscience
Environmental
Laboratories, Inc.

July 14, 2006

Brenda Meyer
Tetra Tech, Inc.
348 West Hospitality Lane, Ste 100
San Bernardino, CA 92408-3216

Subject: **Calscience Work Order No.: 06-06-1803**
Client Reference: LMC Beaumont Site 1 / TC #18086-02

Dear Client:

Enclosed is an analytical report for the above-referenced project. The samples included in this report were received 6/29/2006 and analyzed in accordance with the attached chain-of-custody.

Unless otherwise noted, all analytical testing was accomplished in accordance with the guidelines established in our Quality Systems Manual, applicable standard operating procedures, and other related documentation. The original report of any subcontracted analysis is provided herein, and follows the standard Calscience data package. The results in this analytical report are limited to the samples tested and any reproduction thereof must be made in its entirety.

If you have any questions regarding this report, please do not hesitate to contact the undersigned.

Sincerely,

Calscience Environmental
Laboratories, Inc.
Jason Torres
Project Manager

Calscience Environmental Laboratories, Inc.

Analytical Report

Tetra Tech, Inc.
348 West Hospitality Lane, Ste 100
San Bernardino, CA 92408-3216

Date Received:	06/29/06
Work Order No:	06-06-1803
Preparation:	EPA 3005A Filt.
Method:	EPA 6010B
Units:	mg/L

Project: LMC Beaumont Site 1 / TC #18086-02

Client Sample Number	Lab Sample Number	Date Collected	Matrix	Date Prepared	Date Analyzed	QC Batch ID
MW-32	**06-06-1803-3**	**06/29/06**	**Aqueous**	**06/30/06**	**07/03/06**	**060630L02**

Comment(s): -Results were evaluated to the MDL, concentrations >= to the MDL but < RL, if found, are qualified with a "J" flag.

Parameter	Result	RL	MDL	DF	Qual	Parameter	Result	RL	MDL	DF	Qual
Arsenic	ND	0.0100	0.00308	1		Cadmium	0.000523	0.00500	0.000350	1	J
Beryllium	ND	0.00100	0.000176	1		Lead	ND	0.0100	0.00236	1	

Client Sample Number	Lab Sample Number	Date Collected	Matrix	Date Prepared	Date Analyzed	QC Batch ID
MW-132	**06-06-1803-4**	**06/29/06**	**Aqueous**	**06/30/06**	**07/03/06**	**060630L02**

Comment(s): -Results were evaluated to the MDL, concentrations >= to the MDL but < RL, if found, are qualified with a "J" flag.

Parameter	Result	RL	MDL	DF	Qual	Parameter	Result	RL	MDL	DF	Qual
Arsenic	ND	0.0100	0.00308	1		Cadmium	ND	0.00500	0.000350	1	
Beryllium	ND	0.00100	0.000176	1		Lead	ND	0.0100	0.00236	1	

Client Sample Number	Lab Sample Number	Date Collected	Matrix	Date Prepared	Date Analyzed	QC Batch ID
MW-60B	**06-06-1803-5**	**06/29/06**	**Aqueous**	**06/30/06**	**07/03/06**	**060630L02**

Comment(s): -Results were evaluated to the MDL, concentrations >= to the MDL but < RL, if found, are qualified with a "J" flag.

Parameter	Result	RL	MDL	DF	Qual	Parameter	Result	RL	MDL	DF	Qual
Arsenic	ND	0.0100	0.00308	1		Cadmium	ND	0.00500	0.000350	1	
Beryllium	ND	0.00100	0.000176	1		Lead	ND	0.0100	0.00236	1	

RL - Reporting Limit , DF - Dilution Factor , Qual - Qualifiers

Calscience Environmental Laboratories, Inc.

Analytical Report

Tetra Tech, Inc.	Date Received:	06/29/06
348 West Hospitality Lane, Ste 100	Work Order No:	06-06-1803
San Bernardino, CA 92408-3216	Preparation:	EPA 3010A Total
	Method:	EPA 6010B
	Units:	mg/L
Project: LMC Beaumont Site 1 / TC #18086-02		Page 2 of 2

Client Sample Number	Lab Sample Number	Date Collected	Matrix	Date Prepared	Date Analyzed	QC Batch ID
MW-32	**06-06-1803-3**	**06/29/06**	**Aqueous**	**06/30/06**	**07/03/06**	**060630L02**

Comment(s): -Results were evaluated to the MDL, concentrations >= to the MDL but < RL, if found, are qualified with a "J" flag.

Parameter	Result	RL	MDL	DF	Qual	Parameter	Result	RL	MDL	DF	Qual
Arsenic	ND	0.0100	0.00308	1		Cadmium	ND	0.00500	0.000350	1	
Beryllium	ND	0.00100	0.000176	1		Lead	ND	0.0100	0.00236	1	

Client Sample Number	Lab Sample Number	Date Collected	Matrix	Date Prepared	Date Analyzed	QC Batch ID
MW-132	**06-06-1803-4**	**06/29/06**	**Aqueous**	**06/30/06**	**07/03/06**	**060630L02**

Comment(s): -Results were evaluated to the MDL, concentrations >= to the MDL but < RL, if found, are qualified with a "J" flag.

Parameter	Result	RL	MDL	DF	Qual	Parameter	Result	RL	MDL	DF	Qual
Arsenic	ND	0.0100	0.00308	1		Cadmium	ND	0.00500	0.000350	1	
Beryllium	ND	0.00100	0.000176	1		Lead	ND	0.0100	0.00236	1	

Client Sample Number	Lab Sample Number	Date Collected	Matrix	Date Prepared	Date Analyzed	QC Batch ID
MW-60B	**06-06-1803-5**	**06/29/06**	**Aqueous**	**06/30/06**	**07/03/06**	**060630L02**

Comment(s): -Results were evaluated to the MDL, concentrations >= to the MDL but < RL, if found, are qualified with a "J" flag.

Parameter	Result	RL	MDL	DF	Qual	Parameter	Result	RL	MDL	DF	Qual
Arsenic	ND	0.0100	0.00308	1		Cadmium	ND	0.00500	0.000350	1	
Beryllium	ND	0.00100	0.000176	1		Lead	ND	0.0100	0.00236	1	

Client Sample Number	Lab Sample Number	Date Collected	Matrix	Date Prepared	Date Analyzed	QC Batch ID
Method Blank	**097-01-003-6,259**	**N/A**	**Aqueous**	**06/30/06**	**07/03/06**	**060630L02**

Comment(s): -Results were evaluated to the MDL, concentrations >= to the MDL but < RL, if found, are qualified with a "J" flag.

Parameter	Result	RL	MDL	DF	Qual	Parameter	Result	RL	MDL	DF	Qual
Arsenic	ND	0.0100	0.00308	1		Cadmium	ND	0.00500	0.000350	1	
Beryllium	ND	0.00100	0.000176	1		Lead	ND	0.0100	0.00236	1	

RL - Reporting Limit , DF - Dilution Factor , Qual - Qualifiers

Calscience Environmental Laboratories, Inc.

Analytical Report

Tetra Tech, Inc.
348 West Hospitality Lane, Ste 100
San Bernardino, CA 92408-3216

Date Received:	06/29/06
Work Order No:	06-06-1803
Preparation:	EPA 3520B
Method:	EPA 8270C
Units:	ug/L

Project: LMC Beaumont Site 1 / TC #18086-02

Client Sample Number	Lab Sample Number	Date Collected	Matrix	Date Prepared	Date Analyzed	QC Batch ID
MW-32	**06-06-1803-3**	**06/29/06**	**Aqueous**	**07/05/06**	**07/10/06**	**060705L06**

Comment(s): -Results were evaluated to the MDL, concentrations >= to the MDL but < RL, if found, are qualified with a "J" flag.

Parameter	Result	RL	MDL	DF	Qual	Parameter	Result	RL	MDL	DF	Qual
N-Nitrosodimethylamine	ND	10	1.1	1		4-Nitrophenol	ND	10	0.86	1	
Aniline	ND	10	1.2	1		Dibenzofuran	ND	10	1.4	1	
Phenol	ND	10	1.2	1		2,4-Dinitrotoluene	ND	10	1.0	1	
Bis(2-Chloroethyl) Ether	ND	25	1.0	1		2,6-Dinitrotoluene	ND	10	1.1	1	
2-Chlorophenol	ND	10	1.0	1		Diethyl Phthalate	ND	10	1.4	1	
1,3-Dichlorobenzene	ND	10	1.2	1		4-Chlorophenyl-Phenyl Ether	ND	10	1.2	1	
1,4-Dichlorobenzene	ND	10	1.1	1		Fluorene	ND	10	1.4	1	
Benzyl Alcohol	ND	10	1.0	1		4-Nitroaniline	ND	10	2.4	1	
1,2-Dichlorobenzene	ND	10	1.1	1		Azobenzene	ND	10	1.7	1	
2-Methylphenol	ND	10	1.1	1		4,6-Dinitro-2-Methylphenol	ND	50	3.4	1	
Bis(2-Chloroisopropyl) Ether	ND	10	1.5	1		N-Nitrosodiphenylamine	ND	10	1.4	1	
3/4-Methylphenol	ND	10	1.0	1		4-Bromophenyl-Phenyl Ether	ND	10	1.2	1	
N-Nitroso-di-n-propylamine	ND	10	1.3	1		Hexachlorobenzene	ND	10	1.2	1	
Hexachloroethane	ND	10	0.98	1		Pentachlorophenol	ND	10	0.75	1	
Nitrobenzene	ND	25	1.3	1		Phenanthrene	ND	10	1.5	1	
Isophorone	ND	10	1.2	1		Anthracene	ND	10	1.5	1	
2-Nitrophenol	ND	10	1.2	1		Di-n-Butyl Phthalate	ND	10	1.5	1	
2,4-Dimethylphenol	ND	10	1.2	1		Fluoranthene	ND	10	1.5	1	
Benzoic Acid	ND	50	0.43	1		Benzidine	ND	50	0.62	1	
Bis(2-Chloroethoxy) Methane	ND	10	1.2	1		Pyrene	ND	10	1.4	1	
2,4-Dichlorophenol	ND	10	1.1	1		Pyridine	ND	10	1.4	1	
Naphthalene	ND	10	1.4	1		Butyl Benzyl Phthalate	ND	10	1.0	1	
4-Chloroaniline	ND	10	1.3	1		3,3'-Dichlorobenzidine	ND	25	1.3	1	
Hexachloro-1,3-Butadiene	ND	10	1.2	1		Benzo (a) Anthracene	ND	10	1.1	1	
4-Chloro-3-Methylphenol	ND	10	1.2	1		Bis(2-Ethylhexyl) Phthalate	ND	10	1.0	1	
2-Methylnaphthalene	ND	10	1.2	1		Chrysene	ND	10	1.3	1	
Hexachlorocyclopentadiene	ND	25	0.44	1		Di-n-Octyl Phthalate	ND	10	1.0	1	
2,4,6-Trichlorophenol	ND	10	1.2	1		Benzo (k) Fluoranthene	ND	10	1.7	1	
2,4,5-Trichlorophenol	ND	10	0.97	1		Benzo (b) Fluoranthene	ND	10	1.2	1	
2-Chloronaphthalene	ND	10	1.3	1		Benzo (a) Pyrene	ND	10	0.88	1	
2-Nitroaniline	ND	10	1.0	1		Benzo (g,h,i) Perylene	ND	10	0.71	1	
Dimethyl Phthalate	ND	10	1.3	1		Indeno (1,2,3-c,d) Pyrene	ND	10	0.83	1	
Acenaphthylene	ND	10	1.4	1		Dibenz (a,h) Anthracene	ND	10	0.82	1	
3-Nitroaniline	ND	10	1.2	1		1-Methylnaphthalene	ND	10	1.4	1	
Acenaphthene	ND	10	1.4	1		1,2,4-Trichlorobenzene	ND	10	1.3	1	
2,4-Dinitrophenol	ND	50	2.6	1							

Surrogates:	REC (%)	Control Limits	Qual	Surrogates:	REC (%)	Control Limits	Qual
2-Fluorophenol	80	7-121		Phenol-d6	67	1-127	
Nitrobenzene-d5	81	50-146		2-Fluorobiphenyl	79	42-138	
2,4,6-Tribromophenol	89	41-137		p-Terphenyl-d14	72	47-173	

RL - Reporting Limit , DF - Dilution Factor , Qual - Qualifiers

Calscience Environmental Laboratories, Inc.

Analytical Report

Tetra Tech, Inc.	Date Received:	06/29/06
348 West Hospitality Lane, Ste 100	Work Order No:	06-06-1803
San Bernardino, CA 92408-3216	Preparation:	EPA 3520B
	Method:	EPA 8270C
	Units:	ug/L
Project: LMC Beaumont Site 1 / TC #18086-02		Page 2 of 4

Client Sample Number	Lab Sample Number	Date Collected	Matrix	Date Prepared	Date Analyzed	QC Batch ID
MW-132	**06-06-1803-4**	**06/29/06**	**Aqueous**	**07/05/06**	**07/10/06**	**060705L06**

Comment(s): -Results were evaluated to the MDL, concentrations >= to the MDL but < RL, if found, are qualified with a "J" flag.

Parameter	Result	RL	MDL	DF	Qual	Parameter	Result	RL	MDL	DF	Qual
N-Nitrosodimethylamine	ND	10	1.1	1		4-Nitrophenol	ND	10	0.86	1	
Aniline	ND	10	1.2	1		Dibenzofuran	ND	10	1.4	1	
Phenol	ND	10	1.2	1		2,4-Dinitrotoluene	ND	10	1.0	1	
Bis(2-Chloroethyl) Ether	ND	25	1.0	1		2,6-Dinitrotoluene	ND	10	1.1	1	
2-Chlorophenol	ND	10	1.0	1		Diethyl Phthalate	ND	10	1.4	1	
1,3-Dichlorobenzene	ND	10	1.2	1		4-Chlorophenyl-Phenyl Ether	ND	10	1.2	1	
1,4-Dichlorobenzene	ND	10	1.1	1		Fluorene	ND	10	1.4	1	
Benzyl Alcohol	ND	10	1.0	1		4-Nitroaniline	ND	10	2.4	1	
1,2-Dichlorobenzene	ND	10	1.1	1		Azobenzene	ND	10	1.7	1	
2-Methylphenol	ND	10	1.1	1		4,6-Dinitro-2-Methylphenol	ND	50	3.4	1	
Bis(2-Chloroisopropyl) Ether	ND	10	1.5	1		N-Nitrosodiphenylamine	ND	10	1.4	1	
3/4-Methylphenol	ND	10	1.0	1		4-Bromophenyl-Phenyl Ether	ND	10	1.2	1	
N-Nitroso-di-n-propylamine	ND	10	1.3	1		Hexachlorobenzene	ND	10	1.2	1	
Hexachloroethane	ND	10	0.98	1		Pentachlorophenol	ND	10	0.75	1	
Nitrobenzene	ND	25	1.3	1		Phenanthrene	ND	10	1.5	1	
Isophorone	ND	10	1.2	1		Anthracene	ND	10	1.5	1	
2-Nitrophenol	ND	10	1.2	1		Di-n-Butyl Phthalate	ND	10	1.5	1	
2,4-Dimethylphenol	ND	10	1.2	1		Fluoranthene	ND	10	1.5	1	
Benzoic Acid	ND	50	0.43	1		Benzidine	ND	50	0.62	1	
Bis(2-Chloroethoxy) Methane	ND	10	1.2	1		Pyrene	ND	10	1.4	1	
2,4-Dichlorophenol	ND	10	1.1	1		Pyridine	ND	10	1.4	1	
Naphthalene	ND	10	1.4	1		Butyl Benzyl Phthalate	ND	10	1.0	1	
4-Chloroaniline	ND	10	1.3	1		3,3'-Dichlorobenzidine	ND	25	1.3	1	
Hexachloro-1,3-Butadiene	ND	10	1.2	1		Benzo (a) Anthracene	ND	10	1.1	1	
4-Chloro-3-Methylphenol	ND	10	1.2	1		Bis(2-Ethylhexyl) Phthalate	ND	10	1.0	1	
2-Methylnaphthalene	ND	10	1.2	1		Chrysene	ND	10	1.3	1	
Hexachlorocyclopentadiene	ND	25	0.44	1		Di-n-Octyl Phthalate	ND	10	1.0	1	
2,4,6-Trichlorophenol	ND	10	1.2	1		Benzo (k) Fluoranthene	ND	10	1.7	1	
2,4,5-Trichlorophenol	ND	10	0.97	1		Benzo (b) Fluoranthene	ND	10	1.2	1	
2-Chloronaphthalene	ND	10	1.3	1		Benzo (a) Pyrene	ND	10	0.88	1	
2-Nitroaniline	ND	10	1.0	1		Benzo (g,h,i) Perylene	ND	10	0.71	1	
Dimethyl Phthalate	ND	10	1.3	1		Indeno (1,2,3-c,d) Pyrene	ND	10	0.83	1	
Acenaphthylene	ND	10	1.4	1		Dibenz (a,h) Anthracene	ND	10	0.82	1	
3-Nitroaniline	ND	10	1.2	1		1-Methylnaphthalene	ND	10	1.4	1	
Acenaphthene	ND	10	1.4	1		1,2,4-Trichlorobenzene	ND	10	1.3	1	
2,4-Dinitrophenol	ND	50	2.6	1							

Surrogates:	REC (%)	Control Limits	Qual	Surrogates:	REC (%)	Control Limits	Qual
2-Fluorophenol	90	7-121		Phenol-d6	33	1-127	
Nitrobenzene-d5	89	50-146		2-Fluorobiphenyl	85	42-138	
2,4,6-Tribromophenol	92	41-137		p-Terphenyl-d14	76	47-173	

RL - Reporting Limit , DF - Dilution Factor , Qual - Qualifiers

Calscience Environmental Laboratories, Inc.

Analytical Report

Tetra Tech, Inc.
348 West Hospitality Lane, Ste 100
San Bernardino, CA 92408-3216

Date Received:	06/29/06
Work Order No:	06-06-1803
Preparation:	EPA 3520B
Method:	EPA 8270C
Units:	ug/L

Project: LMC Beaumont Site 1 / TC #18086-02

Client Sample Number	Lab Sample Number	Date Collected	Matrix	Date Prepared	Date Analyzed	QC Batch ID
MW-60B	**06-06-1803-5**	**06/29/06**	**Aqueous**	**07/05/06**	**07/10/06**	**060705L06**

Comment(s): -Results were evaluated to the MDL, concentrations >= to the MDL but < RL, if found, are qualified with a "J" flag.

Parameter	Result	RL	MDL	DF	Qual	Parameter	Result	RL	MDL	DF	Qual
N-Nitrosodimethylamine	ND	10	1.1	1		4-Nitrophenol	ND	10	0.86	1	
Aniline	ND	10	1.2	1		Dibenzofuran	ND	10	1.4	1	
Phenol	ND	10	1.2	1		2,4-Dinitrotoluene	ND	10	1.0	1	
Bis(2-Chloroethyl) Ether	ND	25	1.0	1		2,6-Dinitrotoluene	ND	10	1.1	1	
2-Chlorophenol	ND	10	1.0	1		Diethyl Phthalate	ND	10	1.4	1	
1,3-Dichlorobenzene	ND	10	1.2	1		4-Chlorophenyl-Phenyl Ether	ND	10	1.2	1	
1,4-Dichlorobenzene	ND	10	1.1	1		Fluorene	ND	10	1.4	1	
Benzyl Alcohol	ND	10	1.0	1		4-Nitroaniline	ND	10	2.4	1	
1,2-Dichlorobenzene	ND	10	1.1	1		Azobenzene	ND	10	1.7	1	
2-Methylphenol	ND	10	1.1	1		4,6-Dinitro-2-Methylphenol	ND	50	3.4	1	
Bis(2-Chloroisopropyl) Ether	ND	10	1.5	1		N-Nitrosodiphenylamine	ND	10	1.4	1	
3/4-Methylphenol	ND	10	1.0	1		4-Bromophenyl-Phenyl Ether	ND	10	1.2	1	
N-Nitroso-di-n-propylamine	ND	10	1.3	1		Hexachlorobenzene	ND	10	1.2	1	
Hexachloroethane	ND	10	0.98	1		Pentachlorophenol	ND	10	0.75	1	
Nitrobenzene	ND	25	1.3	1		Phenanthrene	ND	10	1.5	1	
Isophorone	ND	10	1.2	1		Anthracene	ND	10	1.5	1	
2-Nitrophenol	ND	10	1.2	1		Di-n-Butyl Phthalate	ND	10	1.5	1	
2,4-Dimethylphenol	ND	10	1.2	1		Fluoranthene	ND	10	1.5	1	
Benzoic Acid	ND	50	0.43	1		Benzidine	ND	50	0.62	1	
Bis(2-Chloroethoxy) Methane	ND	10	1.2	1		Pyrene	ND	10	1.4	1	
2,4-Dichlorophenol	ND	10	1.1	1		Pyridine	ND	10	1.4	1	
Naphthalene	ND	10	1.4	1		Butyl Benzyl Phthalate	ND	10	1.0	1	
4-Chloroaniline	ND	10	1.3	1		3,3'-Dichlorobenzidine	ND	25	1.3	1	
Hexachloro-1,3-Butadiene	ND	10	1.2	1		Benzo (a) Anthracene	ND	10	1.1	1	
4-Chloro-3-Methylphenol	ND	10	1.2	1		Bis(2-Ethylhexyl) Phthalate	ND	10	1.0	1	
2-Methylnaphthalene	ND	10	1.2	1		Chrysene	ND	10	1.3	1	
Hexachlorocyclopentadiene	ND	25	0.44	1		Di-n-Octyl Phthalate	ND	10	1.0	1	
2,4,6-Trichlorophenol	ND	10	1.2	1		Benzo (k) Fluoranthene	ND	10	1.7	1	
2,4,5-Trichlorophenol	ND	10	0.97	1		Benzo (b) Fluoranthene	ND	10	1.2	1	
2-Chloronaphthalene	ND	10	1.3	1		Benzo (a) Pyrene	ND	10	0.88	1	
2-Nitroaniline	ND	10	1.0	1		Benzo (g,h,i) Perylene	ND	10	0.71	1	
Dimethyl Phthalate	ND	10	1.3	1		Indeno (1,2,3-c,d) Pyrene	ND	10	0.83	1	
Acenaphthylene	ND	10	1.4	1		Dibenz (a,h) Anthracene	ND	10	0.82	1	
3-Nitroaniline	ND	10	1.2	1		1-Methylnaphthalene	ND	10	1.4	1	
Acenaphthene	ND	10	1.4	1		1,2,4-Trichlorobenzene	ND	10	1.3	1	
2,4-Dinitrophenol	ND	50	2.6	1							

Surrogates:	REC (%)	Control Limits	Qual	Surrogates:	REC (%)	Control Limits	Qual
2-Fluorophenol	79	7-121		Phenol-d6	32	1-127	
Nitrobenzene-d5	83	50-146		2-Fluorobiphenyl	82	42-138	
2,4,6-Tribromophenol	86	41-137		p-Terphenyl-d14	76	47-173	

RL - Reporting Limit , DF - Dilution Factor , Qual - Qualifiers

Calscience Environmental Laboratories, Inc.

Analytical Report

Tetra Tech, Inc.
348 West Hospitality Lane, Ste 100
San Bernardino, CA 92408-3216

Date Received:	06/29/06
Work Order No:	06-06-1803
Preparation:	EPA 3520B
Method:	EPA 8270C
Units:	ug/L

Project: LMC Beaumont Site 1 / TC #18086-02

Client Sample Number	Lab Sample Number	Date Collected	Matrix	Date Prepared	Date Analyzed	QC Batch ID
Method Blank	**095-01-003-1,964**	**N/A**	**Aqueous**	**07/05/06**	**07/10/06**	**060705L06**

Comment(s): -Results were evaluated to the MDL, concentrations >= to the MDL but < RL, if found, are qualified with a "J" flag.

Parameter	Result	RL	MDL	DF	Qual	Parameter	Result	RL	MDL	DF	Qual
N-Nitrosodimethylamine	ND	10	1.1	1		4-Nitrophenol	ND	10	0.86	1	
Aniline	ND	10	1.2	1		Dibenzofuran	ND	10	1.4	1	
Phenol	ND	10	1.2	1		2,4-Dinitrotoluene	ND	10	1.0	1	
Bis(2-Chloroethyl) Ether	ND	25	1.0	1		2,6-Dinitrotoluene	ND	10	1.1	1	
2-Chlorophenol	ND	10	1.0	1		Diethyl Phthalate	ND	10	1.4	1	
1,3-Dichlorobenzene	ND	10	1.2	1		4-Chlorophenyl-Phenyl Ether	ND	10	1.2	1	
1,4-Dichlorobenzene	ND	10	1.1	1		Fluorene	ND	10	1.4	1	
Benzyl Alcohol	ND	10	1.0	1		4-Nitroaniline	ND	10	2.4	1	
1,2-Dichlorobenzene	ND	10	1.1	1		Azobenzene	ND	10	1.7	1	
2-Methylphenol	ND	10	1.1	1		4,6-Dinitro-2-Methylphenol	ND	50	3.4	1	
Bis(2-Chloroisopropyl) Ether	ND	10	1.5	1		N-Nitrosodiphenylamine	ND	10	1.4	1	
3/4-Methylphenol	ND	10	1.0	1		4-Bromophenyl-Phenyl Ether	ND	10	1.2	1	
N-Nitroso-di-n-propylamine	ND	10	1.3	1		Hexachlorobenzene	ND	10	1.2	1	
Hexachloroethane	ND	10	0.98	1		Pentachlorophenol	ND	10	0.75	1	
Nitrobenzene	ND	25	1.3	1		Phenanthrene	ND	10	1.5	1	
Isophorone	ND	10	1.2	1		Anthracene	ND	10	1.5	1	
2-Nitrophenol	ND	10	1.2	1		Di-n-Butyl Phthalate	ND	10	1.5	1	
2,4-Dimethylphenol	ND	10	1.2	1		Fluoranthene	ND	10	1.5	1	
Benzoic Acid	ND	50	0.43	1		Benzidine	ND	50	0.62	1	
Bis(2-Chloroethoxy) Methane	ND	10	1.2	1		Pyrene	ND	10	1.4	1	
2,4-Dichlorophenol	ND	10	1.1	1		Pyridine	ND	10	1.4	1	
Naphthalene	ND	10	1.4	1		Butyl Benzyl Phthalate	ND	10	1.0	1	
4-Chloroaniline	ND	10	1.3	1		3,3'-Dichlorobenzidine	ND	25	1.3	1	
Hexachloro-1,3-Butadiene	ND	10	1.2	1		Benzo (a) Anthracene	ND	10	1.1	1	
4-Chloro-3-Methylphenol	ND	10	1.2	1		Bis(2-Ethylhexyl) Phthalate	ND	10	1.0	1	
2-Methylnaphthalene	ND	10	1.2	1		Chrysene	ND	10	1.3	1	
Hexachlorocyclopentadiene	ND	25	0.44	1		Di-n-Octyl Phthalate	ND	10	1.0	1	
2,4,6-Trichlorophenol	ND	10	1.2	1		Benzo (k) Fluoranthene	ND	10	1.7	1	
2,4,5-Trichlorophenol	ND	10	0.97	1		Benzo (b) Fluoranthene	ND	10	1.2	1	
2-Chloronaphthalene	ND	10	1.3	1		Benzo (a) Pyrene	ND	10	0.88	1	
2-Nitroaniline	ND	10	1.0	1		Benzo (g,h,i) Perylene	ND	10	0.71	1	
Dimethyl Phthalate	ND	10	1.3	1		Indeno (1,2,3-c,d) Pyrene	ND	10	0.83	1	
Acenaphthylene	ND	10	1.4	1		Dibenz (a,h) Anthracene	ND	10	0.82	1	
3-Nitroaniline	ND	10	1.2	1		1-Methylnaphthalene	ND	10	1.4	1	
Acenaphthene	ND	10	1.4	1		1,2,4-Trichlorobenzene	ND	10	1.3	1	
2,4-Dinitrophenol	ND	50	2.6	1							

Surrogates:	REC (%)	Control Limits	Qual	Surrogates:	REC (%)	Control Limits	Qual
2-Fluorophenol	86	7-121		Phenol-d6	19	1-127	
Nitrobenzene-d5	85	50-146		2-Fluorobiphenyl	85	42-138	
2,4,6-Tribromophenol	95	41-137		p-Terphenyl-d14	80	47-173	

RL - Reporting Limit , DF - Dilution Factor , Qual - Qualifiers

Calscience Environmental Laboratories, Inc.

EPA 8270C Tentatively Identified Compound List

Work Order	CEL Sample	Client ID	Q	Compound	CAS NUMBER	RT	On Column Conc. ug/L	Estimated Conc. ug/L
06-06-1803	3	MW-32		Ethyl Citrate	77-93-0	9.65	19.10	38.2
06-06-1803	4	MW-132		Ethyl Citrate	77-93-0	9.65	25.84	51.7
06-06-1803	5	MW-60B		No TICs found				

Q Qualifier
RT Retention Time

7440 Lincoln Way, Garden Grove, CA 92841-1432 • TEL: (714) 895-5494 • FAX: (714) 894-7501

Calscience Environmental Laboratories, Inc.

Analytical Report

Tetra Tech, Inc.		Date Received:	06/29/06
348 West Hospitality Lane, Ste 100		Work Order No:	06-06-1803
San Bernardino, CA 92408-3216		Preparation:	EPA 3520B
		Method:	EPA 8270C(M) Isotope Dilution

Project: LMC Beaumont Site 1 / TC #18086-02

Client Sample Number	Lab Sample Number	Date Collected	Matrix	Date Prepared	Date Analyzed	QC Batch ID
MW-32	**06-06-1803-3**	**06/29/06**	**Aqueous**	**07/05/06**	**07/11/06**	**060705L06D**

Comment(s): -Results were evaluated to the MDL, concentrations >= to the MDL but < RL, if found, are qualified with a "J" flag.

Parameter	Result	RL	MDL	DF	Qual	Units
1,4-Dioxane	ND	2.0	0.40	1		ug/L
Surrogates:	REC (%)	Control Limits			Qual	
Nitrobenzene-d5	90	56-123				

Client Sample Number	Lab Sample Number	Date Collected	Matrix	Date Prepared	Date Analyzed	QC Batch ID
MW-132	**06-06-1803-4**	**06/29/06**	**Aqueous**	**07/05/06**	**07/11/06**	**060705L06D**

Comment(s): -Results were evaluated to the MDL, concentrations >= to the MDL but < RL, if found, are qualified with a "J" flag.

Parameter	Result	RL	MDL	DF	Qual	Units
1,4-Dioxane	ND	2.0	0.40	1		ug/L
Surrogates:	REC (%)	Control Limits			Qual	
Nitrobenzene-d5	102	56-123				

Client Sample Number	Lab Sample Number	Date Collected	Matrix	Date Prepared	Date Analyzed	QC Batch ID
MW-60B	**06-06-1803-5**	**06/29/06**	**Aqueous**	**07/05/06**	**07/11/06**	**060705L06D**

Comment(s): -Results were evaluated to the MDL, concentrations >= to the MDL but < RL, if found, are qualified with a "J" flag.

Parameter	Result	RL	MDL	DF	Qual	Units
1,4-Dioxane	ND	2.0	0.40	1		ug/L
Surrogates:	REC (%)	Control Limits			Qual	
Nitrobenzene-d5	97	56-123				

Client Sample Number	Lab Sample Number	Date Collected	Matrix	Date Prepared	Date Analyzed	QC Batch ID
MW-56B	**06-06-1803-6**	**06/29/06**	**Aqueous**	**07/05/06**	**07/10/06**	**060705L13**

Parameter	Result	RL	MDL	DF	Qual	Units
1,4-Dioxane	9.3	2.0	0.40	1		ug/L
Surrogates:	REC (%)	Control Limits			Qual	
Nitrobenzene-d5	101	56-123				

Client Sample Number	Lab Sample Number	Date Collected	Matrix	Date Prepared	Date Analyzed	QC Batch ID
Method Blank	**099-09-004-607**	**N/A**	**Aqueous**	**07/05/06**	**07/07/06**	**060705L13**

Comment(s): -Results were evaluated to the MDL, concentrations >= to the MDL but < RL, if found, are qualified with a "J" flag.

Parameter	Result	RL	MDL	DF	Qual	Units
1,4-Dioxane	ND	2.0	0.40	1		ug/L
Surrogates:	REC (%)	Control Limits			Qual	
Nitrobenzene-d5	93	56-123				

RL - Reporting Limit , DF - Dilution Factor , Qual - Qualifiers

Calscience Environmental Laboratories, Inc.

Analytical Report

Tetra Tech, Inc.		Date Received:	06/29/06
348 West Hospitality Lane, Ste 100		Work Order No:	06-06-1803
San Bernardino, CA 92408-3216		Preparation:	EPA 3520B
		Method:	EPA 8270C(M) Isotope Dilution

Project: LMC Beaumont Site 1 / TC #18086-02

Client Sample Number	Lab Sample Number	Date Collected	Matrix	Date Prepared	Date Analyzed	QC Batch ID
Method Blank	**099-09-004-608**	**N/A**	**Aqueous**	**07/05/06**	**07/11/06**	**060705L06D**

Comment(s): -Results were evaluated to the MDL, concentrations >= to the MDL but < RL, if found, are qualified with a "J" flag.

Parameter	Result	RL	MDL	DF	Qual	Units
1,4-Dioxane	ND	2.0	0.40	1		ug/L

Surrogates:	REC (%)	Control Limits	Qual
Nitrobenzene-d5	96	56-123	

RL - Reporting Limit , DF - Dilution Factor , Qual - Qualifiers

Calscience Environmental Laboratories, Inc.

Analytical Report

Tetra Tech, Inc.		Date Received:	06/29/06
348 West Hospitality Lane, Ste 100		Work Order No:	06-06-1803
San Bernardino, CA 92408-3216		Preparation:	EPA 3520B
		Method:	EPA 1625CM

Project: LMC Beaumont Site 1 / TC #18086-02

Client Sample Number	Lab Sample Number	Date Collected	Matrix	Date Prepared	Date Analyzed	QC Batch ID
MW-32	**06-06-1803-3**	**06/29/06**	**Aqueous**	**07/05/06**	**07/07/06**	**060705L07**

Comment(s): -Results were evaluated to the MDL, concentrations >= to the MDL but < RL, if found, are qualified with a "J" flag.

Parameter	Result	RL	MDL	DF	Qual	Units
N-Nitrosodimethylamine	ND	2.0	0.48	1		ng/L

Surrogates:	REC (%)	Control Limits	Qual
1,4-Dichlorobenzene-d4	68	50-130	

Client Sample Number	Lab Sample Number	Date Collected	Matrix	Date Prepared	Date Analyzed	QC Batch ID
MW-132	**06-06-1803-4**	**06/29/06**	**Aqueous**	**07/05/06**	**07/07/06**	**060705L07**

Comment(s): -Results were evaluated to the MDL, concentrations >= to the MDL but < RL, if found, are qualified with a "J" flag.

Parameter	Result	RL	MDL	DF	Qual	Units
N-Nitrosodimethylamine	ND	2.0	0.48	1		ng/L

Surrogates:	REC (%)	Control Limits	Qual
1,4-Dichlorobenzene-d4	60	50-130	

Client Sample Number	Lab Sample Number	Date Collected	Matrix	Date Prepared	Date Analyzed	QC Batch ID
MW-60B	**06-06-1803-5**	**06/29/06**	**Aqueous**	**07/05/06**	**07/07/06**	**060705L07**

Comment(s): -Results were evaluated to the MDL, concentrations >= to the MDL but < RL, if found, are qualified with a "J" flag.

Parameter	Result	RL	MDL	DF	Qual	Units
N-Nitrosodimethylamine	ND	2.0	0.48	1		ng/L

Surrogates:	REC (%)	Control Limits	Qual
1,4-Dichlorobenzene-d4	53	50-130	

Client Sample Number	Lab Sample Number	Date Collected	Matrix	Date Prepared	Date Analyzed	QC Batch ID
Method Blank	**099-07-027-255**	**N/A**	**Aqueous**	**07/05/06**	**07/07/06**	**060705L07**

Comment(s): -Results were evaluated to the MDL, concentrations >= to the MDL but < RL, if found, are qualified with a "J" flag.

Parameter	Result	RL	MDL	DF	Qual	Units
N-Nitrosodimethylamine	1.4	2.0	0.48	1	J	ng/L

Surrogates:	REC (%)	Control Limits	Qual
1,4-Dichlorobenzene-d4	51	50-130	

RL - Reporting Limit , DF - Dilution Factor , Qual - Qualifiers

Calscience Environmental Laboratories, Inc.

Analytical Report

Tetra Tech, Inc.		Date Received:	06/29/06
348 West Hospitality Lane, Ste 100		Work Order No:	06-06-1803
San Bernardino, CA 92408-3216		Preparation:	Extraction
		Method:	EPA 8330

Project: LMC Beaumont Site 1 / TC #18086-02 Page 1 of 1

Client Sample Number	Lab Sample Number	Date Collected	Matrix	Date Prepared	Date Analyzed	QC Batch ID
MW-32	**06-06-1803-3**	**06/29/06**	**Aqueous**	**07/05/06**	**07/07/06**	**060705L03**

Comment(s): -Results were evaluated to the MDL, concentrations >= to the MDL but < RL, if found, are qualified with a "J" flag.

Parameter	Result	RL	MDL	DF	Qual	Units
RDX	ND	10	1.3	1		ug/L
Surrogates:	**REC (%)**	**Control Limits**			**Qual**	
1,2-Dinitrobenzene	94	40-160				

Client Sample Number	Lab Sample Number	Date Collected	Matrix	Date Prepared	Date Analyzed	QC Batch ID
MW-132	**06-06-1803-4**	**06/29/06**	**Aqueous**	**07/05/06**	**07/07/06**	**060705L03**

Comment(s): -Results were evaluated to the MDL, concentrations >= to the MDL but < RL, if found, are qualified with a "J" flag.

Parameter	Result	RL	MDL	DF	Qual	Units
RDX	ND	10	1.3	1		ug/L
Surrogates:	**REC (%)**	**Control Limits**			**Qual**	
1,2-Dinitrobenzene	86	40-160				

Client Sample Number	Lab Sample Number	Date Collected	Matrix	Date Prepared	Date Analyzed	QC Batch ID
MW-60B	**06-06-1803-5**	**06/29/06**	**Aqueous**	**07/05/06**	**07/07/06**	**060705L03**

Comment(s): -Results were evaluated to the MDL, concentrations >= to the MDL but < RL, if found, are qualified with a "J" flag.

Parameter	Result	RL	MDL	DF	Qual	Units
RDX	ND	10	1.3	1		ug/L
Surrogates:	**REC (%)**	**Control Limits**			**Qual**	
1,2-Dinitrobenzene	93	40-160				

Client Sample Number	Lab Sample Number	Date Collected	Matrix	Date Prepared	Date Analyzed	QC Batch ID
Method Blank	**099-10-032-42**	**N/A**	**Aqueous**	**07/05/06**	**07/07/06**	**060705L03**

Comment(s): -Results were evaluated to the MDL, concentrations >= to the MDL but < RL, if found, are qualified with a "J" flag.

Parameter	Result	RL	MDL	DF	Qual	Units
RDX	ND	10	1.3	1		ug/L
Surrogates:	**REC (%)**	**Control Limits**			**Qual**	
1,2-Dinitrobenzene	88	40-160				

RL - Reporting Limit , DF - Dilution Factor , Qual - Qualifiers

Calscience Environmental Laboratories, Inc.

Analytical Report

Tetra Tech, Inc.	Date Received:	06/29/06
348 West Hospitality Lane, Ste 100	Work Order No:	06-06-1803
San Bernardino, CA 92408-3216	Preparation:	EPA 5030B
	Method:	EPA 8260B
	Units:	ug/L
Project: LMC Beaumont Site 1 / TC #18086-02		Page 1 of 6

Client Sample Number	Lab Sample Number	Date Collected	Matrix	Date Prepared	Date Analyzed	QC Batch ID
LTB-062906	**06-06-1803-1**	**06/29/06**	**Aqueous**	**06/30/06**	**07/01/06**	**060630L04**

Comment(s): -Results were evaluated to the MDL, concentrations >= to the MDL but < RL, if found, are qualified with a "J" flag.

Parameter	Result	RL	MDL	DF	Qual	Parameter	Result	RL	MDL	DF	Qual
Acetone	7.2	10.0	6.1	1	J	1,3-Dichloropropane	ND	1.0	0.30	1	
Benzene	ND	0.50	0.26	1		2,2-Dichloropropane	ND	1.0	0.40	1	
Bromobenzene	ND	1.0	0.47	1		1,1-Dichloropropene	ND	1.0	0.21	1	
Bromochloromethane	ND	1.0	0.68	1		c-1,3-Dichloropropene	ND	0.50	0.45	1	
Bromodichloromethane	ND	1.0	0.27	1		t-1,3-Dichloropropene	ND	0.50	0.31	1	
Bromoform	ND	1.0	0.62	1		Ethylbenzene	ND	1.0	0.17	1	
Bromomethane	ND	10	2.9	1		2-Hexanone	ND	10	1.9	1	
2-Butanone	ND	10	4.2	1		Isopropylbenzene	ND	1.0	0.24	1	
n-Butylbenzene	ND	1.0	0.29	1		p-Isopropyltoluene	ND	1.0	0.21	1	
sec-Butylbenzene	ND	1.0	0.21	1		Methylene Chloride	5.5	10.0	2.6	1	J,B
tert-Butylbenzene	ND	1.0	0.17	1		4-Methyl-2-Pentanone	ND	10	2.4	1	
Carbon Disulfide	ND	10	1.0	1		Naphthalene	ND	10	0.95	1	
Carbon Tetrachloride	ND	0.50	0.42	1		n-Propylbenzene	ND	1.0	0.30	1	
Chlorobenzene	ND	1.0	0.36	1		Styrene	ND	1.0	0.29	1	
Chloroethane	ND	1.0	0.52	1		1,1,1,2-Tetrachloroethane	ND	1.0	0.37	1	
Chloroform	ND	1.0	0.22	1		1,1,2,2-Tetrachloroethane	ND	1.0	0.37	1	
Chloromethane	ND	10	1.8	1		Tetrachloroethene	ND	1.0	0.29	1	
2-Chlorotoluene	ND	1.0	0.24	1		Toluene	ND	1.0	0.35	1	
4-Chlorotoluene	ND	1.0	0.30	1		1,2,3-Trichlorobenzene	ND	1.0	0.39	1	
Dibromochloromethane	ND	1.0	0.45	1		1,2,4-Trichlorobenzene	ND	1.0	0.35	1	
1,2-Dibromo-3-Chloropropane	ND	5.0	2.5	1		1,1,1-Trichloroethane	ND	1.0	0.32	1	
1,2-Dibromoethane	ND	1.0	0.81	1		1,1,2-Trichloro-1,2,2-Trifluoroethane	ND	10	0.54	1	
Dibromomethane	ND	1.0	0.42	1		1,1,2-Trichloroethane	ND	1.0	0.54	1	
1,2-Dichlorobenzene	ND	1.0	0.24	1		Trichloroethene	ND	1.0	0.30	1	
1,3-Dichlorobenzene	ND	1.0	0.38	1		Trichlorofluoromethane	ND	10	0.36	1	
1,4-Dichlorobenzene	ND	1.0	0.30	1		1,2,3-Trichloropropane	ND	5.0	2.3	1	
Dichlorodifluoromethane	ND	1.0	0.27	1		1,2,4-Trimethylbenzene	ND	1.0	0.26	1	
1,1-Dichloroethane	ND	1.0	0.53	1		1,3,5-Trimethylbenzene	ND	1.0	0.19	1	
1,2-Dichloroethane	ND	0.50	0.22	1		Vinyl Acetate	ND	10	3.2	1	
1,1-Dichloroethene	ND	1.0	0.31	1		Vinyl Chloride	ND	0.50	0.33	1	
c-1,2-Dichloroethene	ND	1.0	0.35	1		p/m-Xylene	ND	1.0	0.38	1	
t-1,2-Dichloroethene	ND	1.0	0.29	1		o-Xylene	ND	1.0	0.21	1	
1,2-Dichloropropane	ND	1.0	0.28	1		Methyl-t-Butyl Ether (MTBE)	ND	1.0	0.29	1	

Surrogates:	REC (%)	Control Limits	Qual	Surrogates:	REC (%)	Control Limits	Qual
Dibromofluoromethane	108	74-140		1,2-Dichloroethane-d4	107	74-146	
Toluene-d8	98	88-112		1,4-Bromofluorobenzene	92	74-110	

RL - Reporting Limit , DF - Dilution Factor , Qual - Qualifiers

Calscience Environmental Laboratories, Inc.

Analytical Report

Tetra Tech, Inc.	Date Received:	06/29/06
348 West Hospitality Lane, Ste 100	Work Order No:	06-06-1803
San Bernardino, CA 92408-3216	Preparation:	EPA 5030B
	Method:	EPA 8260B
	Units:	ug/L
Project: LMC Beaumont Site 1 / TC #18086-02		Page 2 of 6

Client Sample Number	Lab Sample Number	Date Collected	Matrix	Date Prepared	Date Analyzed	QC Batch ID
MW-32	**06-06-1803-3**	**06/29/06**	**Aqueous**	**06/30/06**	**07/01/06**	**060630L04**

Comment(s): -Results were evaluated to the MDL, concentrations >= to the MDL but < RL, if found, are qualified with a "J" flag.

Parameter	Result	RL	MDL	DF	Qual	Parameter	Result	RL	MDL	DF	Qual
Acetone	ND	10	6.1	1		1,3-Dichloropropane	ND	1.0	0.30	1	
Benzene	ND	0.50	0.26	1		2,2-Dichloropropane	ND	1.0	0.40	1	
Bromobenzene	ND	1.0	0.47	1		1,1-Dichloropropene	ND	1.0	0.21	1	
Bromochloromethane	ND	1.0	0.68	1		c-1,3-Dichloropropene	ND	0.50	0.45	1	
Bromodichloromethane	ND	1.0	0.27	1		t-1,3-Dichloropropene	ND	0.50	0.31	1	
Bromoform	ND	1.0	0.62	1		Ethylbenzene	ND	1.0	0.17	1	
Bromomethane	ND	10	2.9	1		2-Hexanone	ND	10	1.9	1	
2-Butanone	ND	10	4.2	1		Isopropylbenzene	ND	1.0	0.24	1	
n-Butylbenzene	ND	1.0	0.29	1		p-Isopropyltoluene	ND	1.0	0.21	1	
sec-Butylbenzene	ND	1.0	0.21	1		Methylene Chloride	3.4	10.0	2.6	1	J,B
tert-Butylbenzene	ND	1.0	0.17	1		4-Methyl-2-Pentanone	ND	10	2.4	1	
Carbon Disulfide	ND	10	1.0	1		Naphthalene	ND	10	0.95	1	
Carbon Tetrachloride	ND	0.50	0.42	1		n-Propylbenzene	ND	1.0	0.30	1	
Chlorobenzene	ND	1.0	0.36	1		Styrene	ND	1.0	0.29	1	
Chloroethane	ND	1.0	0.52	1		1,1,1,2-Tetrachloroethane	ND	1.0	0.37	1	
Chloroform	ND	1.0	0.22	1		1,1,2,2-Tetrachloroethane	ND	1.0	0.37	1	
Chloromethane	ND	10	1.8	1		Tetrachloroethene	ND	1.0	0.29	1	
2-Chlorotoluene	ND	1.0	0.24	1		Toluene	ND	1.0	0.35	1	
4-Chlorotoluene	ND	1.0	0.30	1		1,2,3-Trichlorobenzene	ND	1.0	0.39	1	
Dibromochloromethane	ND	1.0	0.45	1		1,2,4-Trichlorobenzene	ND	1.0	0.35	1	
1,2-Dibromo-3-Chloropropane	ND	5.0	2.5	1		1,1,1-Trichloroethane	ND	1.0	0.32	1	
1,2-Dibromoethane	ND	1.0	0.81	1		1,1,2-Trichloro-1,2,2-Trifluoroethane	ND	10	0.54	1	
Dibromomethane	ND	1.0	0.42	1		1,1,2-Trichloroethane	ND	1.0	0.54	1	
1,2-Dichlorobenzene	ND	1.0	0.24	1		Trichloroethene	ND	1.0	0.30	1	
1,3-Dichlorobenzene	ND	1.0	0.38	1		Trichlorofluoromethane	ND	10	0.36	1	
1,4-Dichlorobenzene	ND	1.0	0.30	1		1,2,3-Trichloropropane	ND	5.0	2.3	1	
Dichlorodifluoromethane	ND	1.0	0.27	1		1,2,4-Trimethylbenzene	ND	1.0	0.26	1	
1,1-Dichloroethane	ND	1.0	0.53	1		1,3,5-Trimethylbenzene	ND	1.0	0.19	1	
1,2-Dichloroethane	ND	0.50	0.22	1		Vinyl Acetate	ND	10	3.2	1	
1,1-Dichloroethene	ND	1.0	0.31	1		Vinyl Chloride	ND	0.50	0.33	1	
c-1,2-Dichloroethene	ND	1.0	0.35	1		p/m-Xylene	ND	1.0	0.38	1	
t-1,2-Dichloroethene	ND	1.0	0.29	1		o-Xylene	ND	1.0	0.21	1	
1,2-Dichloropropane	ND	1.0	0.28	1		Methyl-t-Butyl Ether (MTBE)	ND	1.0	0.29	1	

Surrogates:	REC (%)	Control Limits	Qual	Surrogates:	REC (%)	Control Limits	Qual
Dibromofluoromethane	107	74-140		1,2-Dichloroethane-d4	108	74-146	
Toluene-d8	98	88-112		1,4-Bromofluorobenzene	94	74-110	

RL - Reporting Limit , DF - Dilution Factor , Qual - Qualifiers

Calscience Environmental Laboratories, Inc.

Analytical Report

Tetra Tech, Inc.	Date Received:	06/29/06
348 West Hospitality Lane, Ste 100	Work Order No:	06-06-1803
San Bernardino, CA 92408-3216	Preparation:	EPA 5030B
	Method:	EPA 8260B
	Units:	ug/L
Project: LMC Beaumont Site 1 / TC #18086-02		Page 3 of 6

Client Sample Number	Lab Sample Number	Date Collected	Matrix	Date Prepared	Date Analyzed	QC Batch ID
MW-132	**06-06-1803-4**	**06/29/06**	**Aqueous**	**06/30/06**	**07/01/06**	**060630L04**

Comment(s): -Results were evaluated to the MDL, concentrations >= to the MDL but < RL, if found, are qualified with a "J" flag.

Parameter	Result	RL	MDL	DF	Qual	Parameter	Result	RL	MDL	DF	Qual
Acetone	ND	10	6.1	1		1,3-Dichloropropane	ND	1.0	0.30	1	
Benzene	ND	0.50	0.26	1		2,2-Dichloropropane	ND	1.0	0.40	1	
Bromobenzene	ND	1.0	0.47	1		1,1-Dichloropropene	ND	1.0	0.21	1	
Bromochloromethane	ND	1.0	0.68	1		c-1,3-Dichloropropene	ND	0.50	0.45	1	
Bromodichloromethane	ND	1.0	0.27	1		t-1,3-Dichloropropene	ND	0.50	0.31	1	
Bromoform	ND	1.0	0.62	1		Ethylbenzene	ND	1.0	0.17	1	
Bromomethane	ND	10	2.9	1		2-Hexanone	ND	10	1.9	1	
2-Butanone	ND	10	4.2	1		Isopropylbenzene	ND	1.0	0.24	1	
n-Butylbenzene	ND	1.0	0.29	1		p-Isopropyltoluene	ND	1.0	0.21	1	
sec-Butylbenzene	ND	1.0	0.21	1		Methylene Chloride	3.6	10.0	2.6	1	J,B
tert-Butylbenzene	ND	1.0	0.17	1		4-Methyl-2-Pentanone	ND	10	2.4	1	
Carbon Disulfide	ND	10	1.0	1		Naphthalene	ND	10	0.95	1	
Carbon Tetrachloride	ND	0.50	0.42	1		n-Propylbenzene	ND	1.0	0.30	1	
Chlorobenzene	ND	1.0	0.36	1		Styrene	ND	1.0	0.29	1	
Chloroethane	ND	1.0	0.52	1		1,1,1,2-Tetrachloroethane	ND	1.0	0.37	1	
Chloroform	ND	1.0	0.22	1		1,1,2,2-Tetrachloroethane	ND	1.0	0.37	1	
Chloromethane	ND	10	1.8	1		Tetrachloroethene	ND	1.0	0.29	1	
2-Chlorotoluene	ND	1.0	0.24	1		Toluene	ND	1.0	0.35	1	
4-Chlorotoluene	ND	1.0	0.30	1		1,2,3-Trichlorobenzene	ND	1.0	0.39	1	
Dibromochloromethane	ND	1.0	0.45	1		1,2,4-Trichlorobenzene	ND	1.0	0.35	1	
1,2-Dibromo-3-Chloropropane	ND	5.0	2.5	1		1,1,1-Trichloroethane	ND	1.0	0.32	1	
1,2-Dibromoethane	ND	1.0	0.81	1		1,1,2-Trichloro-1,2,2-Trifluoroethane	ND	10	0.54	1	
Dibromomethane	ND	1.0	0.42	1		1,1,2-Trichloroethane	ND	1.0	0.54	1	
1,2-Dichlorobenzene	ND	1.0	0.24	1		Trichloroethene	ND	1.0	0.30	1	
1,3-Dichlorobenzene	ND	1.0	0.38	1		Trichlorofluoromethane	ND	10	0.36	1	
1,4-Dichlorobenzene	ND	1.0	0.30	1		1,2,3-Trichloropropane	ND	5.0	2.3	1	
Dichlorodifluoromethane	ND	1.0	0.27	1		1,2,4-Trimethylbenzene	ND	1.0	0.26	1	
1,1-Dichloroethane	ND	1.0	0.53	1		1,3,5-Trimethylbenzene	ND	1.0	0.19	1	
1,2-Dichloroethane	ND	0.50	0.22	1		Vinyl Acetate	ND	10	3.2	1	
1,1-Dichloroethene	ND	1.0	0.31	1		Vinyl Chloride	ND	0.50	0.33	1	
c-1,2-Dichloroethene	ND	1.0	0.35	1		p/m-Xylene	ND	1.0	0.38	1	
t-1,2-Dichloroethene	ND	1.0	0.29	1		o-Xylene	ND	1.0	0.21	1	
1,2-Dichloropropane	ND	1.0	0.28	1		Methyl-t-Butyl Ether (MTBE)	ND	1.0	0.29	1	

Surrogates:	REC (%)	Control Limits	Qual	Surrogates:	REC (%)	Control Limits	Qual
Dibromofluoromethane	108	74-140		1,2-Dichloroethane-d4	108	74-146	
Toluene-d8	98	88-112		1,4-Bromofluorobenzene	91	74-110	

RL - Reporting Limit , DF - Dilution Factor , Qual - Qualifiers

Calscience Environmental Laboratories, Inc.

Analytical Report

Tetra Tech, Inc.
348 West Hospitality Lane, Ste 100
San Bernardino, CA 92408-3216

Date Received:	06/29/06
Work Order No:	06-06-1803
Preparation:	EPA 5030B
Method:	EPA 8260B
Units:	ug/L

Project: LMC Beaumont Site 1 / TC #18086-02

Client Sample Number	Lab Sample Number	Date Collected	Matrix	Date Prepared	Date Analyzed	QC Batch ID
MW-60B	**06-06-1803-5**	**06/29/06**	**Aqueous**	**06/30/06**	**07/01/06**	**060630L04**

Comment(s): -Results were evaluated to the MDL, concentrations >= to the MDL but < RL, if found, are qualified with a "J" flag.

Parameter	Result	RL	MDL	DF	Qual	Parameter	Result	RL	MDL	DF	Qual
Acetone	ND	10	6.1	1		1,3-Dichloropropane	ND	1.0	0.30	1	
Benzene	ND	0.50	0.26	1		2,2-Dichloropropane	ND	1.0	0.40	1	
Bromobenzene	ND	1.0	0.47	1		1,1-Dichloropropene	ND	1.0	0.21	1	
Bromochloromethane	ND	1.0	0.68	1		c-1,3-Dichloropropene	ND	0.50	0.45	1	
Bromodichloromethane	ND	1.0	0.27	1		t-1,3-Dichloropropene	ND	0.50	0.31	1	
Bromoform	ND	1.0	0.62	1		Ethylbenzene	ND	1.0	0.17	1	
Bromomethane	ND	10	2.9	1		2-Hexanone	ND	10	1.9	1	
2-Butanone	ND	10	4.2	1		Isopropylbenzene	ND	1.0	0.24	1	
n-Butylbenzene	ND	1.0	0.29	1		p-Isopropyltoluene	ND	1.0	0.21	1	
sec-Butylbenzene	ND	1.0	0.21	1		Methylene Chloride	3.5	10.0	2.6	1	J,B
tert-Butylbenzene	ND	1.0	0.17	1		4-Methyl-2-Pentanone	ND	10	2.4	1	
Carbon Disulfide	ND	10	1.0	1		Naphthalene	ND	10	0.95	1	
Carbon Tetrachloride	ND	0.50	0.42	1		n-Propylbenzene	ND	1.0	0.30	1	
Chlorobenzene	ND	1.0	0.36	1		Styrene	ND	1.0	0.29	1	
Chloroethane	ND	1.0	0.52	1		1,1,1,2-Tetrachloroethane	ND	1.0	0.37	1	
Chloroform	0.53	1.0	0.22	1	J	1,1,2,2-Tetrachloroethane	ND	1.0	0.37	1	
Chloromethane	ND	10	1.8	1		Tetrachloroethene	ND	1.0	0.29	1	
2-Chlorotoluene	ND	1.0	0.24	1		Toluene	ND	1.0	0.35	1	
4-Chlorotoluene	ND	1.0	0.30	1		1,2,3-Trichlorobenzene	ND	1.0	0.39	1	
Dibromochloromethane	ND	1.0	0.45	1		1,2,4-Trichlorobenzene	ND	1.0	0.35	1	
1,2-Dibromo-3-Chloropropane	ND	5.0	2.5	1		1,1,1-Trichloroethane	ND	1.0	0.32	1	
1,2-Dibromoethane	ND	1.0	0.81	1		1,1,2-Trichloro-1,2,2-Trifluoroethane	ND	10	0.54	1	
Dibromomethane	ND	1.0	0.42	1		1,1,2-Trichloroethane	ND	1.0	0.54	1	
1,2-Dichlorobenzene	ND	1.0	0.24	1		Trichloroethene	2.1	1.0	0.30	1	
1,3-Dichlorobenzene	ND	1.0	0.38	1		Trichlorofluoromethane	ND	10	0.36	1	
1,4-Dichlorobenzene	ND	1.0	0.30	1		1,2,3-Trichloropropane	ND	5.0	2.3	1	
Dichlorodifluoromethane	ND	1.0	0.27	1		1,2,4-Trimethylbenzene	ND	1.0	0.26	1	
1,1-Dichloroethane	ND	1.0	0.53	1		1,3,5-Trimethylbenzene	ND	1.0	0.19	1	
1,2-Dichloroethane	ND	0.50	0.22	1		Vinyl Acetate	ND	10	3.2	1	
1,1-Dichloroethene	25	1	0.31	1		Vinyl Chloride	ND	0.50	0.33	1	
c-1,2-Dichloroethene	ND	1.0	0.35	1		p/m-Xylene	ND	1.0	0.38	1	
t-1,2-Dichloroethene	ND	1.0	0.29	1		o-Xylene	ND	1.0	0.21	1	
1,2-Dichloropropane	ND	1.0	0.28	1		Methyl-t-Butyl Ether (MTBE)	ND	1.0	0.29	1	

Surrogates:	REC (%)	Control Limits	Qual	Surrogates:	REC (%)	Control Limits	Qual
Dibromofluoromethane	108	74-140		1,2-Dichloroethane-d4	109	74-146	
Toluene-d8	99	88-112		1,4-Bromofluorobenzene	91	74-110	

RL - Reporting Limit , DF - Dilution Factor , Qual - Qualifiers

Calscience Environmental Laboratories, Inc.

Analytical Report

Tetra Tech, Inc.	Date Received:	06/29/06
348 West Hospitality Lane, Ste 100	Work Order No:	06-06-1803
San Bernardino, CA 92408-3216	Preparation:	EPA 5030B
	Method:	EPA 8260B
	Units:	ug/L
Project: LMC Beaumont Site 1 / TC #18086-02		Page 5 of 6

Client Sample Number	Lab Sample Number	Date Collected	Matrix	Date Prepared	Date Analyzed	QC Batch ID
MW-56B	**06-06-1803-6**	**06/29/06**	**Aqueous**	**06/30/06**	**07/01/06**	**060630L04**

Comment(s): -Results were evaluated to the MDL, concentrations >= to the MDL but < RL, if found, are qualified with a "J" flag.

Parameter	Result	RL	MDL	DF	Qual	Parameter	Result	RL	MDL	DF	Qual
Acetone	ND	10	6.1	1		1,3-Dichloropropane	ND	1.0	0.30	1	
Benzene	ND	0.50	0.26	1		2,2-Dichloropropane	ND	1.0	0.40	1	
Bromobenzene	ND	1.0	0.47	1		1,1-Dichloropropene	ND	1.0	0.21	1	
Bromochloromethane	ND	1.0	0.68	1		c-1,3-Dichloropropene	ND	0.50	0.45	1	
Bromodichloromethane	ND	1.0	0.27	1		t-1,3-Dichloropropene	ND	0.50	0.31	1	
Bromoform	ND	1.0	0.62	1		Ethylbenzene	ND	1.0	0.17	1	
Bromomethane	ND	10	2.9	1		2-Hexanone	ND	10	1.9	1	
2-Butanone	ND	10	4.2	1		Isopropylbenzene	ND	1.0	0.24	1	
n-Butylbenzene	ND	1.0	0.29	1		p-Isopropyltoluene	ND	1.0	0.21	1	
sec-Butylbenzene	ND	1.0	0.21	1		Methylene Chloride	3.7	10.0	2.6	1	J,B
tert-Butylbenzene	ND	1.0	0.17	1		4-Methyl-2-Pentanone	ND	10	2.4	1	
Carbon Disulfide	ND	10	1.0	1		Naphthalene	ND	10	0.95	1	
Carbon Tetrachloride	ND	0.50	0.42	1		n-Propylbenzene	ND	1.0	0.30	1	
Chlorobenzene	ND	1.0	0.36	1		Styrene	ND	1.0	0.29	1	
Chloroethane	ND	1.0	0.52	1		1,1,1,2-Tetrachloroethane	ND	1.0	0.37	1	
Chloroform	0.57	1.0	0.22	1	J	1,1,2,2-Tetrachloroethane	ND	1.0	0.37	1	
Chloromethane	ND	10	1.8	1		Tetrachloroethene	ND	1.0	0.29	1	
2-Chlorotoluene	ND	1.0	0.24	1		Toluene	ND	1.0	0.35	1	
4-Chlorotoluene	ND	1.0	0.30	1		1,2,3-Trichlorobenzene	ND	1.0	0.39	1	
Dibromochloromethane	ND	1.0	0.45	1		1,2,4-Trichlorobenzene	ND	1.0	0.35	1	
1,2-Dibromo-3-Chloropropane	ND	5.0	2.5	1		1,1,1-Trichloroethane	ND	1.0	0.32	1	
1,2-Dibromoethane	ND	1.0	0.81	1		1,1,2-Trichloro-1,2,2-Trifluoroethane	ND	10	0.54	1	
Dibromomethane	ND	1.0	0.42	1		1,1,2-Trichloroethane	ND	1.0	0.54	1	
1,2-Dichlorobenzene	ND	1.0	0.24	1		Trichloroethene	25	1	0.30	1	
1,3-Dichlorobenzene	ND	1.0	0.38	1		Trichlorofluoromethane	ND	10	0.36	1	
1,4-Dichlorobenzene	ND	1.0	0.30	1		1,2,3-Trichloropropane	ND	5.0	2.3	1	
Dichlorodifluoromethane	ND	1.0	0.27	1		1,2,4-Trimethylbenzene	ND	1.0	0.26	1	
1,1-Dichloroethane	1.2	1.0	0.53	1		1,3,5-Trimethylbenzene	ND	1.0	0.19	1	
1,2-Dichloroethane	0.63	0.50	0.22	1		Vinyl Acetate	ND	10	3.2	1	
1,1-Dichloroethene	40	1	0.31	1		Vinyl Chloride	ND	0.50	0.33	1	
c-1,2-Dichloroethene	ND	1.0	0.35	1		p/m-Xylene	ND	1.0	0.38	1	
t-1,2-Dichloroethene	ND	1.0	0.29	1		o-Xylene	ND	1.0	0.21	1	
1,2-Dichloropropane	ND	1.0	0.28	1		Methyl-t-Butyl Ether (MTBE)	ND	1.0	0.29	1	

Surrogates:	REC (%)	Control Limits	Qual	Surrogates:	REC (%)	Control Limits	Qual
Dibromofluoromethane	108	74-140		1,2-Dichloroethane-d4	112	74-146	
Toluene-d8	98	88-112		1,4-Bromofluorobenzene	92	74-110	

RL - Reporting Limit , DF - Dilution Factor , Qual - Qualifiers

Calscience Environmental Laboratories, Inc.

Analytical Report

Tetra Tech, Inc.	Date Received:	06/29/06
348 West Hospitality Lane, Ste 100	Work Order No:	06-06-1803
San Bernardino, CA 92408-3216	Preparation:	EPA 5030B
	Method:	EPA 8260B
	Units:	ug/L
Project: LMC Beaumont Site 1 / TC #18086-02		Page 6 of 6

Client Sample Number	Lab Sample Number	Date Collected	Matrix	Date Prepared	Date Analyzed	QC Batch ID
Method Blank	**099-10-006-18,440**	**N/A**	**Aqueous**	**06/30/06**	**07/01/06**	**060630L04**

Comment(s): -Results were evaluated to the MDL, concentrations >= to the MDL but < RL, if found, are qualified with a "J" flag.

Parameter	Result	RL	MDL	DF	Qual	Parameter	Result	RL	MDL	DF	Qual
Acetone	ND	10	6.1	1		1,3-Dichloropropane	ND	1.0	0.30	1	
Benzene	ND	0.50	0.26	1		2,2-Dichloropropane	ND	1.0	0.40	1	
Bromobenzene	ND	1.0	0.47	1		1,1-Dichloropropene	ND	1.0	0.21	1	
Bromochloromethane	ND	1.0	0.68	1		c-1,3-Dichloropropene	ND	0.50	0.45	1	
Bromodichloromethane	ND	1.0	0.27	1		t-1,3-Dichloropropene	ND	0.50	0.31	1	
Bromoform	ND	1.0	0.62	1		Ethylbenzene	ND	1.0	0.17	1	
Bromomethane	ND	10	2.9	1		2-Hexanone	ND	10	1.9	1	
2-Butanone	ND	10	4.2	1		Isopropylbenzene	ND	1.0	0.24	1	
n-Butylbenzene	ND	1.0	0.29	1		p-Isopropyltoluene	ND	1.0	0.21	1	
sec-Butylbenzene	ND	1.0	0.21	1		Methylene Chloride	5.0	10.0	2.6	1	J
tert-Butylbenzene	ND	1.0	0.17	1		4-Methyl-2-Pentanone	ND	10	2.4	1	
Carbon Disulfide	ND	10	1.0	1		Naphthalene	ND	10	0.95	1	
Carbon Tetrachloride	ND	0.50	0.42	1		n-Propylbenzene	ND	1.0	0.30	1	
Chlorobenzene	ND	1.0	0.36	1		Styrene	ND	1.0	0.29	1	
Chloroethane	ND	1.0	0.52	1		1,1,1,2-Tetrachloroethane	ND	1.0	0.37	1	
Chloroform	ND	1.0	0.22	1		1,1,2,2-Tetrachloroethane	ND	1.0	0.37	1	
Chloromethane	ND	10	1.8	1		Tetrachloroethene	ND	1.0	0.29	1	
2-Chlorotoluene	ND	1.0	0.24	1		Toluene	ND	1.0	0.35	1	
4-Chlorotoluene	ND	1.0	0.30	1		1,2,3-Trichlorobenzene	ND	1.0	0.39	1	
Dibromochloromethane	ND	1.0	0.45	1		1,2,4-Trichlorobenzene	ND	1.0	0.35	1	
1,2-Dibromo-3-Chloropropane	ND	5.0	2.5	1		1,1,1-Trichloroethane	ND	1.0	0.32	1	
1,2-Dibromoethane	ND	1.0	0.81	1		1,1,2-Trichloro-1,2,2-Trifluoroethane	ND	10	0.54	1	
Dibromomethane	ND	1.0	0.42	1		1,1,2-Trichloroethane	ND	1.0	0.54	1	
1,2-Dichlorobenzene	ND	1.0	0.24	1		Trichloroethene	ND	1.0	0.30	1	
1,3-Dichlorobenzene	ND	1.0	0.38	1		Trichlorofluoromethane	ND	10	0.36	1	
1,4-Dichlorobenzene	ND	1.0	0.30	1		1,2,3-Trichloropropane	ND	5.0	2.3	1	
Dichlorodifluoromethane	ND	1.0	0.27	1		1,2,4-Trimethylbenzene	ND	1.0	0.26	1	
1,1-Dichloroethane	ND	1.0	0.53	1		1,3,5-Trimethylbenzene	ND	1.0	0.19	1	
1,2-Dichloroethane	ND	0.50	0.22	1		Vinyl Acetate	ND	10	3.2	1	
1,1-Dichloroethene	ND	1.0	0.31	1		Vinyl Chloride	ND	0.50	0.33	1	
c-1,2-Dichloroethene	ND	1.0	0.35	1		p/m-Xylene	ND	1.0	0.38	1	
t-1,2-Dichloroethene	ND	1.0	0.29	1		o-Xylene	ND	1.0	0.21	1	
1,2-Dichloropropane	ND	1.0	0.28	1		Methyl-t-Butyl Ether (MTBE)	ND	1.0	0.29	1	

Surrogates:	REC (%)	Control Limits	Qual	Surrogates:	REC (%)	Control Limits	Qual
Dibromofluoromethane	107	74-140		1,2-Dichloroethane-d4	104	74-146	
Toluene-d8	97	88-112		1,4-Bromofluorobenzene	93	74-110	

RL - Reporting Limit , DF - Dilution Factor , Qual - Qualifiers

Calscience Environmental Laboratories, Inc.

EPA 8260B Tentatively Identified Compound List

Work Order	CEL Sample	Client ID	Q	Compound	CAS NUMBER	RT	On Column Conc. ug/L	Estimated Conc. ug/L
06-06-1803				No TICs found for all samples				

Q Qualifier
RT Retention Time

7440 Lincoln Way, Garden Grove, CA 92841-1432 • TEL: (714) 895-5494 • FAX: (714) 894-7501

Calscience Environmental Laboratories, Inc.

Analytical Report

Tetra Tech, Inc.		Date Received:	06/29/06
348 West Hospitality Lane, Ste 100		Work Order No:	06-06-1803
San Bernardino, CA 92408-3216		Preparation:	EPA 5030B
		Method:	SRL 524M-TCP

Project: LMC Beaumont Site 1 / TC #18086-02

Client Sample Number	Lab Sample Number	Date Collected	Matrix	Date Prepared	Date Analyzed	QC Batch ID
MW-32	**06-06-1803-3**	**06/29/06**	**Aqueous**	**07/03/06**	**07/03/06**	**060703L01**

Comment(s): -Results were evaluated to the MDL, concentrations >= to the MDL but < RL, if found, are qualified with a "J" flag.

Parameter	Result	RL	MDL	DF	Qual	Units
1,2,3-Trichloropropane	ND	0.0050	0.0017	1		ug/L

Client Sample Number	Lab Sample Number	Date Collected	Matrix	Date Prepared	Date Analyzed	QC Batch ID
MW-132	**06-06-1803-4**	**06/29/06**	**Aqueous**	**07/03/06**	**07/03/06**	**060703L01**

Comment(s): -Results were evaluated to the MDL, concentrations >= to the MDL but < RL, if found, are qualified with a "J" flag.

Parameter	Result	RL	MDL	DF	Qual	Units
1,2,3-Trichloropropane	ND	0.0050	0.0017	1		ug/L

Client Sample Number	Lab Sample Number	Date Collected	Matrix	Date Prepared	Date Analyzed	QC Batch ID
MW-60B	**06-06-1803-5**	**06/29/06**	**Aqueous**	**07/03/06**	**07/03/06**	**060703L01**

Comment(s): -Results were evaluated to the MDL, concentrations >= to the MDL but < RL, if found, are qualified with a "J" flag.

Parameter	Result	RL	MDL	DF	Qual	Units
1,2,3-Trichloropropane	ND	0.0050	0.0017	1		ug/L

Client Sample Number	Lab Sample Number	Date Collected	Matrix	Date Prepared	Date Analyzed	QC Batch ID
Method Blank	**099-10-022-245**	**N/A**	**Aqueous**	**07/03/06**	**07/03/06**	**060703L01**

Comment(s): -Results were evaluated to the MDL, concentrations >= to the MDL but < RL, if found, are qualified with a "J" flag.

Parameter	Result	RL	MDL	DF	Qual	Units
1,2,3-Trichloropropane	ND	0.0050	0.0017	1		ug/L

RL - Reporting Limit , DF - Dilution Factor , Qual - Qualifiers

Calscience Environmental Laboratories, Inc.

Analytical Report

Tetra Tech, Inc.
348 West Hospitality Lane, Ste 100
San Bernardino, CA 92408-3216

Date Received: 06/29/06
Work Order No: 06-06-1803

Project: LMC Beaumont Site 1 / TC #18086-02

Client Sample Number	Lab Sample Number	Date Collected	Matrix
MW-32	**06-06-1803-3**	**06/29/06**	**Aqueous**

Comment(s): (1) Results were evaluated to the MDL, concentrations >= to the MDL but < RL, if found, are qualified with a "J" flag.

Parameter	Result	RL	MDL	DF	Qual	Units	Date Prepared	Date Analyzed	Method
Chromium, Hexavalent	0.41	0.20	0.0050	1	B	ug/L	N/A	06/29/06	EPA 218.6
Perchlorate (1)	0.88	2.0	0.43	1	J	ug/L	N/A	06/29/06	EPA 314.0

Client Sample Number	Lab Sample Number	Date Collected	Matrix
MW-132	**06-06-1803-4**	**06/29/06**	**Aqueous**

Comment(s): (1) Results were evaluated to the MDL, concentrations >= to the MDL but < RL, if found, are qualified with a "J" flag.

Parameter	Result	RL	MDL	DF	Qual	Units	Date Prepared	Date Analyzed	Method
Chromium, Hexavalent	0.40	0.20	0.0050	1	B	ug/L	N/A	06/29/06	EPA 218.6
Perchlorate (1)	0.98	2.0	0.43	1	J	ug/L	N/A	06/30/06	EPA 314.0

Client Sample Number	Lab Sample Number	Date Collected	Matrix
MW-60B	**06-06-1803-5**	**06/29/06**	**Aqueous**

Parameter	Result	RL	MDL	DF	Qual	Units	Date Prepared	Date Analyzed	Method
Chromium, Hexavalent	10	0.20	0.0050	1	B	ug/L	N/A	06/29/06	EPA 218.6
Perchlorate	1200	200	43	100		ug/L	N/A	06/30/06	EPA 314.0

Client Sample Number	Lab Sample Number	Date Collected	Matrix
MW-56B	**06-06-1803-6**	**06/29/06**	**Aqueous**

Parameter	Result	RL	MDL	DF	Qual	Units	Date Prepared	Date Analyzed	Method
Perchlorate	450	20	4.3	10		ug/L	N/A	06/30/06	EPA 314.0

Client Sample Number	Lab Sample Number	Date Collected	Matrix
Method Blank		**N/A**	**Aqueous**

Comment(s): (1) Results were evaluated to the MDL, concentrations >= to the MDL but < RL, if found, are qualified with a "J" flag.

Parameter	Result	RL	MDL	DF	Qual	Units	Date Prepared	Date Analyzed	Method
Chromium, Hexavalent (1)	0.039	0.20	0.0050	1	J	ug/L	N/A	06/29/06	EPA 218.6
Perchlorate (1)	ND	2.0	0.43	1		ug/L	N/A	06/29/06	EPA 314.0

RL - Reporting Limit , DF - Dilution Factor , Qual - Qualifiers

Calscience Environmental Laboratories, Inc.

Quality Control - Spike/Spike Duplicate

Tetra Tech, Inc.
348 West Hospitality Lane, Ste 100
San Bernardino, CA 92408-3216

Date Received: 06/29/06
Work Order No: 06-06-1803
Preparation: EPA 3010A Total
Method: EPA 6010B

Project LMC Beaumont Site 1 / TC #18086-02

Quality Control Sample ID	Matrix	Instrument	Date Prepared	Date Analyzed	MS/MSD Batch Number
MW-32	**Aqueous**	**ICP 3300**	**06/30/06**	**07/03/06**	**060630S02**

Parameter	MS %REC	MSD %REC	%REC CL	RPD	RPD CL	Qualifiers
Arsenic	104	97	80-140	7	0-11	
Beryllium	108	104	89-119	4	0-8	
Cadmium	106	102	82-124	4	0-7	
Lead	107	102	84-120	5	0-7	

RPD - Relative Percent Difference , CL - Control Limit

Calscience Environmental Laboratories, Inc.

Quality Control - Spike/Spike Duplicate

Tetra Tech, Inc.
348 West Hospitality Lane, Ste 100
San Bernardino, CA 92408-3216

Date Received: 06/29/06
Work Order No: 06-06-1803
Preparation: EPA 5030B
Method: EPA 8260B

Project LMC Beaumont Site 1 / TC #18086-02

Quality Control Sample ID	Matrix	Instrument	Date Prepared	Date Analyzed	MS/MSD Batch Number
MW-32	**Aqueous**	**GC/MS S**	**06/30/06**	**07/01/06**	**060630S03**

Parameter	MS %REC	MSD %REC	%REC CL	RPD	RPD CL	Qualifiers
Benzene	100	98	88-118	2	0-7	
Carbon Tetrachloride	91	91	67-145	1	0-11	
Chlorobenzene	97	99	88-118	1	0-7	
1,2-Dichlorobenzene	97	99	86-116	2	0-8	
1,1-Dichloroethene	105	103	70-130	2	0-25	
Toluene	97	97	87-123	0	0-8	
Trichloroethene	99	97	79-127	2	0-10	
Vinyl Chloride	105	105	69-129	0	0-13	
Methyl-t-Butyl Ether (MTBE)	101	100	71-131	1	0-13	
Tert-Butyl Alcohol (TBA)	83	84	36-168	1	0-45	
Diisopropyl Ether (DIPE)	105	104	81-123	1	0-9	
Ethyl-t-Butyl Ether (ETBE)	99	98	72-126	1	0-12	
Tert-Amyl-Methyl Ether (TAME)	91	90	72-126	0	0-12	
Ethanol	95	98	53-149	3	0-31	

RPD - Relative Percent Difference , CL - Control Limit

Calscience Environmental Laboratories, Inc.

Quality Control - Spike/Spike Duplicate

Tetra Tech, Inc.
348 West Hospitality Lane, Ste 100
San Bernardino, CA 92408-3216

Date Received: 06/29/06
Work Order No: 06-06-1803
Preparation: EPA 5030B
Method: SRL 524M-TCP

Project LMC Beaumont Site 1 / TC #18086-02

Quality Control Sample ID	Matrix	Instrument	Date Prepared	Date Analyzed	MS/MSD Batch Number
06-06-1806-1	**Aqueous**	**GC/MS M**	**07/03/06**	**07/03/06**	**060703S01**

Parameter	MS %REC	MSD %REC	%REC CL	RPD	RPD CL	Qualifiers
1,2,3-Trichloropropane	72	82	80-120	14	0-20	3
1,4-Dioxane	115	108	80-120	5	0-20	

RPD - Relative Percent Difference , CL - Control Limit

Calscience Environmental Laboratories, Inc.

Quality Control - Spike/Spike Duplicate

Tetra Tech, Inc.
348 West Hospitality Lane, Ste 100
San Bernardino, CA 92408-3216

Date Received: N/A
Work Order No: 06-06-1803

Project: LMC Beaumont Site 1 / TC #18086-02

Matrix: Aqueous

Parameter	Method	Quality Control Sample ID	Date Analyzed	Date Extracted	MS% REC	MSD % REC	%REC CL	RPD	RPD CL	Qualifiers
Chromium, Hexavalent	EPA 218.6	06-06-1770-2	06/29/06	N/A	105	103	85-121	1	0-4	
Perchlorate	EPA 314.0	06-06-1647-3	06/30/06	N/A	100	99	80-120	0	0-15	

RPD - Relative Percent Difference , CL - Control Limit

Calscience Environmental Laboratories, Inc.

Quality Control - Laboratory Control Sample

Tetra Tech, Inc.		Date Received:	N/A
348 West Hospitality Lane, Ste 100		Work Order No:	06-06-1803
San Bernardino, CA 92408-3216		Preparation:	EPA 3010A Total
		Method:	EPA 6010B

Project: LMC Beaumont Site 1 / TC #18086-02

Quality Control Sample ID	Matrix	Instrument	Date Analyzed	Lab File ID	LCS Batch Number
097-01-003-6,259	**Aqueous**	**ICP 3300**	**07/03/06**	**060630-I-02**	**060630L02**

Parameter	Conc Added	Conc Recovered	LCS %Rec	%Rec CL	Qualifiers
Arsenic	0.500	0.492	98	80-120	
Beryllium	0.500	0.513	103	80-120	
Cadmium	0.500	0.509	102	80-120	
Lead	0.500	0.513	103	80-120	

RPD - Relative Percent Difference , CL - Control Limit

Calscience Environmental Laboratories, Inc.

Quality Control - LCS/LCS Duplicate

Tetra Tech, Inc.
348 West Hospitality Lane, Ste 100
San Bernardino, CA 92408-3216

Date Received: N/A
Work Order No: 06-06-1803
Preparation: EPA 3520B
Method: EPA 8270C

Project: LMC Beaumont Site 1 / TC #18086-02

Quality Control Sample ID	Matrix	Instrument	Date Prepared	Date Analyzed	LCS/LCSD Batch Number
095-01-003-1,964	**Aqueous**	**GC/MS GG**	**07/05/06**	**07/10/06**	**060705L06**

Parameter	LCS %REC	LCSD %REC	%REC CL	RPD	RPD CL	Qualifiers
Phenol	75	69	4-142	7	0-24	
2-Chlorophenol	91	91	53-113	1	0-17	
1,4-Dichlorobenzene	86	86	50-122	0	0-19	
N-Nitroso-di-n-propylamine	80	76	56-146	5	0-22	
4-Chloro-3-Methylphenol	85	84	55-121	2	0-18	
Acenaphthene	97	100	55-139	4	0-17	
4-Nitrophenol	91	85	1-145	8	0-29	
2,4-Dinitrotoluene	119	128	41-161	7	0-22	
Pentachlorophenol	94	93	34-130	1	0-23	
Pyrene	64	56	38-170	14	0-27	
1,2,4-Trichlorobenzene	86	87	49-121	1	0-19	

RPD - Relative Percent Difference , CL - Control Limit

Calscience Environmental Laboratories, Inc.

Quality Control - LCS/LCS Duplicate

ACCREDITED IN ACCORDANCE WITH nelac

Tetra Tech, Inc.		Date Received:	N/A
348 West Hospitality Lane, Ste 100		Work Order No:	06-06-1803
San Bernardino, CA 92408-3216		Preparation:	EPA 3520B
		Method:	EPA 8270C(M) Isotope Dilution

Project: LMC Beaumont Site 1 / TC #18086-02

Quality Control Sample ID	Matrix	Instrument	Date Prepared	Date Analyzed	LCS/LCSD Batch Number
099-09-004-608	**Aqueous**	**GC/MS J**	**07/05/06**	**07/11/06**	**060705L06D**

Parameter	LCS %REC	LCSD %REC	%REC CL	RPD	RPD CL	Qualifiers
1,4-Dioxane	111	114	50-130	2	0-20	

RPD - Relative Percent Difference , CL - Control Limit

Calscience Environmental Laboratories, Inc.

Quality Control - LCS/LCS Duplicate

Tetra Tech, Inc.
348 West Hospitality Lane, Ste 100
San Bernardino, CA 92408-3216

Date Received: N/A
Work Order No: 06-06-1803
Preparation: EPA 3520B
Method: EPA 8270C(M) Isotope Dilution

Project: LMC Beaumont Site 1 / TC #18086-02

Quality Control Sample ID	Matrix	Instrument	Date Prepared	Date Analyzed	LCS/LCSD Batch Number
099-09-004-607	**Aqueous**	**GC/MS P**	**07/05/06**	**07/07/06**	**060705L13**

Parameter	LCS %REC	LCSD %REC	%REC CL	RPD	RPD CL	Qualifiers
1,4-Dioxane	100	104	50-130	5	0-20	

RPD - Relative Percent Difference , CL - Control Limit

Calscience Environmental Laboratories, Inc.

Quality Control - LCS/LCS Duplicate

Tetra Tech, Inc.
348 West Hospitality Lane, Ste 100
San Bernardino, CA 92408-3216

Date Received: N/A
Work Order No: 06-06-1803
Preparation: EPA 3520B
Method: EPA 1625CM

Project: LMC Beaumont Site 1 / TC #18086-02

Quality Control Sample ID	Matrix	Instrument	Date Prepared	Date Analyzed	LCS/LCSD Batch Number
099-07-027-255	**Aqueous**	**GC/MS H**	**07/05/06**	**07/07/06**	**060705L07**

Parameter	LCS %REC	LCSD %REC	%REC CL	RPD	RPD CL	Qualifiers
N-Nitrosodimethylamine	57	57	50-130	1	0-20	

RPD - Relative Percent Difference , CL - Control Limit

Calscience Environmental Laboratories, Inc.

Quality Control - LCS/LCS Duplicate

Tetra Tech, Inc.
348 West Hospitality Lane, Ste 100
San Bernardino, CA 92408-3216

Date Received: N/A
Work Order No: 06-06-1803
Preparation: Extraction
Method: EPA 8330

Project: LMC Beaumont Site 1 / TC #18086-02

Quality Control Sample ID	Matrix	Instrument	Date Prepared	Date Analyzed	LCS/LCSD Batch Number
099-10-032-42	**Aqueous**	**HPLC 7**	**07/05/06**	**07/07/06**	**060705L03**

Parameter	LCS %REC	LCSD %REC	%REC CL	RPD	RPD CL	Qualifiers
4-Amino-2,6-DNT	76	89	40-160	15	0-20	
2-Amino-4,6-DNT	88	84	40-160	5	0-20	
1,3-Dinitrobenzene	90	84	40-160	7	0-20	
2,4-Dinitrotoluene	99	90	40-160	10	0-20	
2,6-Dinitrotoluene	88	84	40-160	5	0-20	
HMX	96	86	40-160	10	0-20	
Nitrobenzene	89	89	40-160	0	0-20	
2-Nitrotoluene	86	85	40-160	1	0-20	
3-Nitrotoluene	90	82	40-160	8	0-20	
4-Nitrotoluene	85	84	40-160	0	0-20	
RDX	94	83	40-160	12	0-20	
Tetryl	102	104	40-160	2	0-20	
1,3,5-Trinitrobenzene	97	102	40-160	4	0-20	
2,4,6-Trinitrotoluene	107	91	40-160	16	0-20	

RPD - Relative Percent Difference , CL - Control Limit

Calscience Environmental Laboratories, Inc.

Quality Control - LCS/LCS Duplicate

Tetra Tech, Inc.
348 West Hospitality Lane, Ste 100
San Bernardino, CA 92408-3216

Date Received: N/A
Work Order No: 06-06-1803
Preparation: EPA 5030B
Method: EPA 8260B

Project: LMC Beaumont Site 1 / TC #18086-02

Quality Control Sample ID	Matrix	Instrument	Date Prepared	Date Analyzed	LCS/LCSD Batch Number
099-10-006-18,440	**Aqueous**	**GC/MS S**	**06/30/06**	**06/30/06**	**060630L04**

Parameter	LCS %REC	LCSD %REC	%REC CL	RPD	RPD CL	Qualifiers
Benzene	99	100	84-120	1	0-8	
Carbon Tetrachloride	92	94	63-147	3	0-10	
Chlorobenzene	99	99	89-119	0	0-7	
1,2-Dichlorobenzene	99	101	89-119	2	0-9	
1,1-Dichloroethene	107	107	77-125	0	0-16	
Toluene	97	98	83-125	1	0-9	
Trichloroethene	98	99	89-119	1	0-8	
Vinyl Chloride	105	108	63-135	2	0-13	
Methyl-t-Butyl Ether (MTBE)	101	101	82-118	0	0-13	
Tert-Butyl Alcohol (TBA)	77	79	46-154	3	0-32	
Diisopropyl Ether (DIPE)	104	105	81-123	0	0-11	
Ethyl-t-Butyl Ether (ETBE)	99	101	74-122	1	0-12	
Tert-Amyl-Methyl Ether (TAME)	91	93	76-124	2	0-10	
Ethanol	89	90	60-138	1	0-32	

RPD - Relative Percent Difference , CL - Control Limit

Calscience Environmental Laboratories, Inc.

Quality Control - LCS/LCS Duplicate

Tetra Tech, Inc.
348 West Hospitality Lane, Ste 100
San Bernardino, CA 92408-3216

Date Received: N/A
Work Order No: 06-06-1803
Preparation: EPA 5030B
Method: SRL 524M-TCP

Project: LMC Beaumont Site 1 / TC #18086-02

Quality Control Sample ID	Matrix	Instrument	Date Prepared	Date Analyzed	LCS/LCSD Batch Number
099-10-022-245	**Aqueous**	**GC/MS M**	**07/03/06**	**07/03/06**	**060703L01**

Parameter	LCS %REC	LCSD %REC	%REC CL	RPD	RPD CL	Qualifiers
1,2,3-Trichloropropane	84	82	80-120	4	0-20	
1,4-Dioxane	108	101	80-120	6	0-20	

RPD - Relative Percent Difference , CL - Control Limit

Calscience Environmental Laboratories, Inc.

Quality Control - LCS/LCS Duplicate

Tetra Tech, Inc.
348 West Hospitality Lane, Ste 100
San Bernardino, CA 92408-3216

Date Received: N/A
Work Order No: 06-06-1803

Project: LMC Beaumont Site 1 / TC #18086-02

Matrix: Aqueous

Parameter	Method	Quality Control Sample ID	Date Extracted	Date Analyzed	LCS % REC	LCSD % REC	%REC CL	RPD	RPD CL	Qual
Chromium, Hexavalent	EPA 218.6	099-05-124-490	N/A	06/29/06	101	99	95-107	1	0-20	
Perchlorate	EPA 314.0	099-05-203-425	N/A	06/29/06	96	97	85-115	1	0-15	

RPD - Relative Percent Difference , CL - Control Limit

Calscience Environmental Laboratories, Inc.

Glossary of Terms and Qualifiers

Work Order Number: 06-06-1803

Qualifier	Definition
*	See applicable analysis comment.
1	Surrogate compound recovery was out of control due to a required sample dilution, therefore, the sample data was reported without further clarification.
2	Surrogate compound recovery was out of control due to matrix interference. The associated method blank surrogate spike compound was in control and, therefore, the sample data was reported without further clarification.
3	Recovery of the Matrix Spike or Matrix Spike Duplicate compound was out of control due to matrix interference. The associated LCS and/or LCSD was in control and, therefore, the sample data was reported without further clarification.
4	The MS/MSD RPD was out of control due to matrix interference. The LCS/LCSD RPD was in control and, therefore, the sample data was reported without further clarification.
5	The PDS/PDSD associated with this batch of samples was out of control due to a matrix interference effect. The associated batch LCS/LCSD was in control and, hence, the associated sample data was reported with no further corrective action required.
A	Result is the average of all dilutions, as defined by the method.
B	Analyte was present in the associated method blank.
C	Analyte presence was not confirmed on primary column.
E	Concentration exceeds the calibration range.
H	Sample received and/or analyzed past the recommended holding time.
J	Analyte was detected at a concentration below the reporting limit and above the laboratory method detection limit. Reported value is estimated.
N	Nontarget Analyte.
ND	Parameter not detected at the indicated reporting limit.
Q	Spike recovery and RPD control limits do not apply resulting from the parameter concentration in the sample exceeding the spike concentration by a factor of four or greater.
U	Undetected at the laboratory method detection limit.
X	% Recovery and/or RPD out-of-range.
Z	Analyte presence was not confirmed by second column or GC/MS analysis.

CHAIN OF CUSTODY RECORD

(1803)

TETRA TECH, INC.
348 W. Hospitality Lane, Suite 100
San Bernardino, California 92408
Telephone: (909) 381-1674
FAX: (909) 889-1391

SHIP TO: Calscience (via courier)

DATE 06/29/2006 PAGE 1 OF 1

CLIENT: Tetra Tech
PROJECT NAME: LMC Beaumont Site 1
PROJECT MANAGER: Brenda Meyer
TC #: 18086-02
SAMPLERS (Signatures)

PARAMETERS

LINE ITEM	SAMPLE NO.	DATE	TIME	VOCs+ TIC (8260B)	Perchlorate (314.0)	1,4-Dioxane (SW8270C mod)	EDX (8330)	NDMA (1625C mod)	1,2,3-TCP (SRL524 mod)	Total As, Be, Cd, Pb (6010B)	Dissolved As, Be, Cd, Pb (6010B)	Hex Chrome (218.6)	FILTERED/UNFILTERED	MATRIX TYPE	CONTAINER TYPE	NUMBER OF CONTAINERS	PRESERVATIVE
1.	LTB-062906	06/29/2006	0700	X									Un	W	G	2	HCl
2.	LEB-062906-GP		0730	X	X	X	X	X	X	X	X	X	Un/F		G/P	12	HCl/H_2SO_4
3.	MW-32		1100	X	X	X	X	X	X	X	X	X				12	
4.	MW-132		1110	X	X	X	X	X	X	X	X	X				12	
5.	MW-60B		1230	X	X	X	X	X	X	X	X	X	DUP			3	
6.	MW-56B		1349	X	X	X							F			5	
7.																	
8.																	
9.																	
10.																	

TURN-AROUND TIME
Standard

OBSERVATIONS/COMMENTS
Report All Data to the MDL.

FILTERING:
☐ FILTERED ☐ UNFILTERED

MATRIX TYPE:
S - Soil
M - Sediment
W - Water

CONTAINER TYPE:
G - Glass Bottle/Jar
SS - Stainless Steel Sleeve
SB - Brass Sleeve
P - Plastic Bottle/Jar

PRESERVATIVES: (Water Only)
HCL
NR (None required)
NaOH
H_2SO_4

RELINQUISHED BY: David Bertolacci	SIGNATURE	TETRA TECH, INC.	DATE 06/29/2006	TIME 1500	TOTAL NUMBER OF CONTAINERS ON THIS CHAIN OF CUSTODY: 43 55
RECEIVED BY: BACTA	SIGNATURE	COMPANY CEL	DATE 6/29/6	TIME 1500	METHOD OF SHIPMENT/SHIPMENT NO. courier
RELINQUISHED BY: BACTA	SIGNATURE	COMPANY CEL	DATE 6/29/6	TIME 1622	Special Shipping/Handling/Storage Requirements:
RECEIVED BY: Shen-fama	SIGNATURE Shen-fama	COMPANY	DATE 6.29.06	TIME 1635	

DISTRIBUTION: White and Pink = Tetra Tech, Inc. Canary = Laboratory

X:\GIS\ATT-MISC\COCR.CDR

Calscience Environmental Laboratories, Inc.

WORK ORDER #: 06 - 06 - 1803

Cooler 1 of 1

SAMPLE RECEIPT FORM

CLIENT: Tetra Tech **DATE:** 6/29/06

TEMPERATURE – SAMPLES RECEIVED BY:

CALSCIENCE COURIER:

- _____ Chilled, cooler with temperature blank provided.
- _____ Chilled, cooler without temperature blank.
- ✓ Chilled and placed in cooler with wet ice.
- _____ Ambient and placed in cooler with wet ice.
- _____ Ambient temperature.
- 2.0 °C Temperature blank.

LABORATORY (Other than Calscience Courier):

- _____ °C Temperature blank.
- _____ °C IR thermometer.
- _____ Ambient temperature.

Initial: [signature]

CUSTODY SEAL INTACT:

Sample(s): _____ Cooler: _____ No (Not Intact) : _____ Not Applicable (N/A): _____

Initial: [signature]

SAMPLE CONDITION:

	Yes	No	N/A
Chain-Of-Custody document(s) received with samples	✓		
Sampler's name indicated on COC	✓		
Sample container label(s) consistent with custody papers. KV 6/29/6	X	✓	
Sample container(s) intact and good condition	✓		
Correct containers and volume for analyses requested	✓		
Proper preservation noted on sample label(s)	✓		
VOA vial(s) free of headspace.	✓		
Tedlar bag(s) free of condensation			✓

Initial: [signature]

COMMENTS:

SAMPLE LEB-062906-6P NOT RECEIVED

KV 6/29/6

Calscience
Environmental
Laboratories, Inc.

July 17, 2006

Brenda Meyer
Tetra Tech, Inc.
348 West Hospitality Lane, Ste 100
San Bernardino, CA 92408-3216

Subject: **Calscience Work Order No.: 06-06-1886**
Client Reference: LMC Beaumont Site 1 / TC #18086-02

Dear Client:

Enclosed is an analytical report for the above-referenced project. The samples included in this report were received 6/30/2006 and analyzed in accordance with the attached chain-of-custody.

Unless otherwise noted, all analytical testing was accomplished in accordance with the guidelines established in our Quality Systems Manual, applicable standard operating procedures, and other related documentation. The original report of any subcontracted analysis is provided herein, and follows the standard Calscience data package. The results in this analytical report are limited to the samples tested and any reproduction thereof must be made in its entirety.

If you have any questions regarding this report, please do not hesitate to contact the undersigned.

Sincerely,

Calscience Environmental
Laboratories, Inc.
Jason Torres
Project Manager

Calscience Environmental Laboratories, Inc.

Analytical Report

Tetra Tech, Inc.	Date Received:	06/30/06
348 West Hospitality Lane, Ste 100	Work Order No:	06-06-1886
San Bernardino, CA 92408-3216	Preparation:	EPA 3005A Filt.
	Method:	EPA 6010B
	Units:	mg/L
Project: LMC Beaumont Site 1 / TC #18086-02		Page 1 of 2

Client Sample Number	Lab Sample Number	Date Collected	Matrix	Date Prepared	Date Analyzed	QC Batch ID
LEB-062906-GP	**06-06-1886-1**	**06/29/06**	**Aqueous**	**07/03/06**	**07/05/06**	**060703L02**

Comment(s): -Results were evaluated to the MDL, concentrations >= to the MDL but < RL, if found, are qualified with a "J" flag.

Parameter	Result	RL	MDL	DF	Qual	Parameter	Result	RL	MDL	DF	Qual
Arsenic	ND	0.0100	0.00308	1		Cadmium	ND	0.00500	0.000350	1	
Beryllium	ND	0.00100	0.000176	1		Lead	ND	0.0100	0.00236	1	

RL - Reporting Limit , DF - Dilution Factor , Qual - Qualifiers

Calscience Environmental Laboratories, Inc.

Analytical Report

Tetra Tech, Inc.	Date Received:	06/30/06
348 West Hospitality Lane, Ste 100	Work Order No:	06-06-1886
San Bernardino, CA 92408-3216	Preparation:	EPA 3010A Total
	Method:	EPA 6010B
	Units:	mg/L
Project: LMC Beaumont Site 1 / TC #18086-02		Page 2 of 2

Client Sample Number	Lab Sample Number	Date Collected	Matrix	Date Prepared	Date Analyzed	QC Batch ID
LEB-062906-GP	**06-06-1886-1**	**06/29/06**	**Aqueous**	**07/03/06**	**07/05/06**	**060703L02**

Comment(s): -Results were evaluated to the MDL, concentrations >= to the MDL but < RL, if found, are qualified with a "J" flag.

Parameter	Result	RL	MDL	DF	Qual	Parameter	Result	RL	MDL	DF	Qual
Arsenic	ND	0.0100	0.00308	1		Cadmium	ND	0.00500	0.000350	1	
Beryllium	ND	0.00100	0.000176	1		Lead	ND	0.0100	0.00236	1	

Client Sample Number	Lab Sample Number	Date Collected	Matrix	Date Prepared	Date Analyzed	QC Batch ID
Method Blank	**097-01-003-6,256**	**N/A**	**Aqueous**	**07/03/06**	**07/03/06**	**060703L02**

Comment(s): -Results were evaluated to the MDL, concentrations >= to the MDL but < RL, if found, are qualified with a "J" flag.

Parameter	Result	RL	MDL	DF	Qual	Parameter	Result	RL	MDL	DF	Qual
Arsenic	ND	0.0100	0.00308	1		Cadmium	ND	0.00500	0.000350	1	
Beryllium	ND	0.00100	0.000176	1		Lead	ND	0.0100	0.00236	1	

RL - Reporting Limit , DF - Dilution Factor , Qual - Qualifiers

Calscience Environmental Laboratories, Inc.

Analytical Report

Tetra Tech, Inc.	Date Received:	06/30/06
348 West Hospitality Lane, Ste 100	Work Order No:	06-06-1886
San Bernardino, CA 92408-3216	Preparation:	EPA 3520B
	Method:	EPA 8270C
	Units:	ug/L
Project: LMC Beaumont Site 1 / TC #18086-02		Page 1 of 2

Client Sample Number	Lab Sample Number	Date Collected	Matrix	Date Prepared	Date Analyzed	QC Batch ID
LEB-062906-GP	**06-06-1886-1**	**06/29/06**	**Aqueous**	**07/05/06**	**07/10/06**	**060705L06**

Comment(s): -Results were evaluated to the MDL, concentrations >= to the MDL but < RL, if found, are qualified with a "J" flag.

Parameter	Result	RL	MDL	DF	Qual	Parameter	Result	RL	MDL	DF	Qual
N-Nitrosodimethylamine	ND	10	1.1	1		4-Nitrophenol	ND	10	0.86	1	
Aniline	ND	10	1.2	1		Dibenzofuran	ND	10	1.4	1	
Phenol	ND	10	1.2	1		2,4-Dinitrotoluene	ND	10	1.0	1	
Bis(2-Chloroethyl) Ether	ND	25	1.0	1		2,6-Dinitrotoluene	ND	10	1.1	1	
2-Chlorophenol	ND	10	1.0	1		Diethyl Phthalate	ND	10	1.4	1	
1,3-Dichlorobenzene	ND	10	1.2	1		4-Chlorophenyl-Phenyl Ether	ND	10	1.2	1	
1,4-Dichlorobenzene	ND	10	1.1	1		Fluorene	ND	10	1.4	1	
Benzyl Alcohol	ND	10	1.0	1		4-Nitroaniline	ND	10	2.4	1	
1,2-Dichlorobenzene	ND	10	1.1	1		Azobenzene	ND	10	1.7	1	
2-Methylphenol	ND	10	1.1	1		4,6-Dinitro-2-Methylphenol	ND	50	3.4	1	
Bis(2-Chloroisopropyl) Ether	ND	10	1.5	1		N-Nitrosodiphenylamine	ND	10	1.4	1	
3/4-Methylphenol	ND	10	1.0	1		4-Bromophenyl-Phenyl Ether	ND	10	1.2	1	
N-Nitroso-di-n-propylamine	ND	10	1.3	1		Hexachlorobenzene	ND	10	1.2	1	
Hexachloroethane	ND	10	0.98	1		Pentachlorophenol	ND	10	0.75	1	
Nitrobenzene	ND	25	1.3	1		Phenanthrene	ND	10	1.5	1	
Isophorone	ND	10	1.2	1		Anthracene	ND	10	1.5	1	
2-Nitrophenol	ND	10	1.2	1		Di-n-Butyl Phthalate	ND	10	1.5	1	
2,4-Dimethylphenol	ND	10	1.2	1		Fluoranthene	ND	10	1.5	1	
Benzoic Acid	ND	50	0.43	1		Benzidine	ND	50	0.62	1	
Bis(2-Chloroethoxy) Methane	ND	10	1.2	1		Pyrene	ND	10	1.4	1	
2,4-Dichlorophenol	ND	10	1.1	1		Pyridine	ND	10	1.4	1	
Naphthalene	ND	10	1.4	1		Butyl Benzyl Phthalate	ND	10	1.0	1	
4-Chloroaniline	ND	10	1.3	1		3,3'-Dichlorobenzidine	ND	25	1.3	1	
Hexachloro-1,3-Butadiene	ND	10	1.2	1		Benzo (a) Anthracene	ND	10	1.1	1	
4-Chloro-3-Methylphenol	ND	10	1.2	1		Bis(2-Ethylhexyl) Phthalate	ND	10	1.0	1	
2-Methylnaphthalene	ND	10	1.2	1		Chrysene	ND	10	1.3	1	
Hexachlorocyclopentadiene	ND	25	0.44	1		Di-n-Octyl Phthalate	ND	10	1.0	1	
2,4,6-Trichlorophenol	ND	10	1.2	1		Benzo (k) Fluoranthene	ND	10	1.7	1	
2,4,5-Trichlorophenol	ND	10	0.97	1		Benzo (b) Fluoranthene	ND	10	1.2	1	
2-Chloronaphthalene	ND	10	1.3	1		Benzo (a) Pyrene	ND	10	0.88	1	
2-Nitroaniline	ND	10	1.0	1		Benzo (g,h,i) Perylene	ND	10	0.71	1	
Dimethyl Phthalate	ND	10	1.3	1		Indeno (1,2,3-c,d) Pyrene	ND	10	0.83	1	
Acenaphthylene	ND	10	1.4	1		Dibenz (a,h) Anthracene	ND	10	0.82	1	
3-Nitroaniline	ND	10	1.2	1		1-Methylnaphthalene	ND	10	1.4	1	
Acenaphthene	ND	10	1.4	1		1,2,4-Trichlorobenzene	ND	10	1.3	1	
2,4-Dinitrophenol	ND	50	2.6	1							

Surrogates:	REC (%)	Control Limits	Qual	Surrogates:	REC (%)	Control Limits	Qual
2-Fluorophenol	89	7-121		Phenol-d6	8	1-127	
Nitrobenzene-d5	90	50-146		2-Fluorobiphenyl	111	42-138	
2,4,6-Tribromophenol	95	41-137		p-Terphenyl-d14	96	47-173	

RL - Reporting Limit , DF - Dilution Factor , Qual - Qualifiers

Calscience Environmental Laboratories, Inc.

Analytical Report

Tetra Tech, Inc.
348 West Hospitality Lane, Ste 100
San Bernardino, CA 92408-3216

Date Received:	06/30/06
Work Order No:	06-06-1886
Preparation:	EPA 3520B
Method:	EPA 8270C
Units:	ug/L

Project: LMC Beaumont Site 1 / TC #18086-02

Client Sample Number	Lab Sample Number	Date Collected	Matrix	Date Prepared	Date Analyzed	QC Batch ID
Method Blank	**095-01-003-1,964**	**N/A**	**Aqueous**	**07/05/06**	**07/10/06**	**060705L06**

Comment(s): -Results were evaluated to the MDL, concentrations >= to the MDL but < RL, if found, are qualified with a "J" flag.

Parameter	Result	RL	MDL	DF	Qual	Parameter	Result	RL	MDL	DF	Qual
N-Nitrosodimethylamine	ND	10	1.1	1		4-Nitrophenol	ND	10	0.86	1	
Aniline	ND	10	1.2	1		Dibenzofuran	ND	10	1.4	1	
Phenol	ND	10	1.2	1		2,4-Dinitrotoluene	ND	10	1.0	1	
Bis(2-Chloroethyl) Ether	ND	25	1.0	1		2,6-Dinitrotoluene	ND	10	1.1	1	
2-Chlorophenol	ND	10	1.0	1		Diethyl Phthalate	ND	10	1.4	1	
1,3-Dichlorobenzene	ND	10	1.2	1		4-Chlorophenyl-Phenyl Ether	ND	10	1.2	1	
1,4-Dichlorobenzene	ND	10	1.1	1		Fluorene	ND	10	1.4	1	
Benzyl Alcohol	ND	10	1.0	1		4-Nitroaniline	ND	10	2.4	1	
1,2-Dichlorobenzene	ND	10	1.1	1		Azobenzene	ND	10	1.7	1	
2-Methylphenol	ND	10	1.1	1		4,6-Dinitro-2-Methylphenol	ND	50	3.4	1	
Bis(2-Chloroisopropyl) Ether	ND	10	1.5	1		N-Nitrosodiphenylamine	ND	10	1.4	1	
3/4-Methylphenol	ND	10	1.0	1		4-Bromophenyl-Phenyl Ether	ND	10	1.2	1	
N-Nitroso-di-n-propylamine	ND	10	1.3	1		Hexachlorobenzene	ND	10	1.2	1	
Hexachloroethane	ND	10	0.98	1		Pentachlorophenol	ND	10	0.75	1	
Nitrobenzene	ND	25	1.3	1		Phenanthrene	ND	10	1.5	1	
Isophorone	ND	10	1.2	1		Anthracene	ND	10	1.5	1	
2-Nitrophenol	ND	10	1.2	1		Di-n-Butyl Phthalate	ND	10	1.5	1	
2,4-Dimethylphenol	ND	10	1.2	1		Fluoranthene	ND	10	1.5	1	
Benzoic Acid	ND	50	0.43	1		Benzidine	ND	50	0.62	1	
Bis(2-Chloroethoxy) Methane	ND	10	1.2	1		Pyrene	ND	10	1.4	1	
2,4-Dichlorophenol	ND	10	1.1	1		Pyridine	ND	10	1.4	1	
Naphthalene	ND	10	1.4	1		Butyl Benzyl Phthalate	ND	10	1.0	1	
4-Chloroaniline	ND	10	1.3	1		3,3'-Dichlorobenzidine	ND	25	1.3	1	
Hexachloro-1,3-Butadiene	ND	10	1.2	1		Benzo (a) Anthracene	ND	10	1.1	1	
4-Chloro-3-Methylphenol	ND	10	1.2	1		Bis(2-Ethylhexyl) Phthalate	ND	10	1.0	1	
2-Methylnaphthalene	ND	10	1.2	1		Chrysene	ND	10	1.3	1	
Hexachlorocyclopentadiene	ND	25	0.44	1		Di-n-Octyl Phthalate	ND	10	1.0	1	
2,4,6-Trichlorophenol	ND	10	1.2	1		Benzo (k) Fluoranthene	ND	10	1.7	1	
2,4,5-Trichlorophenol	ND	10	0.97	1		Benzo (b) Fluoranthene	ND	10	1.2	1	
2-Chloronaphthalene	ND	10	1.3	1		Benzo (a) Pyrene	ND	10	0.88	1	
2-Nitroaniline	ND	10	1.0	1		Benzo (g,h,i) Perylene	ND	10	0.71	1	
Dimethyl Phthalate	ND	10	1.3	1		Indeno (1,2,3-c,d) Pyrene	ND	10	0.83	1	
Acenaphthylene	ND	10	1.4	1		Dibenz (a,h) Anthracene	ND	10	0.82	1	
3-Nitroaniline	ND	10	1.2	1		1-Methylnaphthalene	ND	10	1.4	1	
Acenaphthene	ND	10	1.4	1		1,2,4-Trichlorobenzene	ND	10	1.3	1	
2,4-Dinitrophenol	ND	50	2.6	1							

Surrogates:	REC (%)	Control Limits	Qual	Surrogates:	REC (%)	Control Limits	Qual
2-Fluorophenol	86	7-121		Phenol-d6	19	1-127	
Nitrobenzene-d5	85	50-146		2-Fluorobiphenyl	85	42-138	
2,4,6-Tribromophenol	95	41-137		p-Terphenyl-d14	80	47-173	

RL - Reporting Limit , DF - Dilution Factor , Qual - Qualifiers

Calscience Environmental Laboratories, Inc.

EPA 8270C Tentatively Identified Compound List

Work Order	CEL Sample	Client ID	Q	Compound	CAS NUMBER	RT	On Column Conc. ug/L	Estimated Conc. ug/L
06-06-1886	1	LEB-062906-GP		Ethyl Citrate	77-93-0	9.67	103.19	206.4

Q Qualifier
RT Retention Time

7440 Lincoln Way, Garden Grove, CA 92841-1432 • TEL: (714) 895-5494 • FAX: (714) 894-7501

Calscience Environmental Laboratories, Inc.

Analytical Report

Tetra Tech, Inc.		Date Received:	06/30/06
348 West Hospitality Lane, Ste 100		Work Order No:	06-06-1886
San Bernardino, CA 92408-3216		Preparation:	EPA 3520B
		Method:	EPA 8270C(M) Isotope Dilution

Project: LMC Beaumont Site 1 / TC #18086-02

Client Sample Number	Lab Sample Number	Date Collected	Matrix	Date Prepared	Date Analyzed	QC Batch ID
LEB-062906-GP	**06-06-1886-1**	**06/29/06**	**Aqueous**	**07/05/06**	**07/11/06**	**060705L06D**

Comment(s): -Results were evaluated to the MDL, concentrations >= to the MDL but < RL, if found, are qualified with a "J" flag.

Parameter	Result	RL	MDL	DF	Qual	Units
1,4-Dioxane	ND	2.0	0.40	1		ug/L
Surrogates:	**REC (%)**	**Control Limits**			**Qual**	
Nitrobenzene-d5	105	56-123				

Client Sample Number	Lab Sample Number	Date Collected	Matrix	Date Prepared	Date Analyzed	QC Batch ID
Method Blank	**099-09-004-608**	**N/A**	**Aqueous**	**07/05/06**	**07/11/06**	**060705L06D**

Comment(s): -Results were evaluated to the MDL, concentrations >= to the MDL but < RL, if found, are qualified with a "J" flag.

Parameter	Result	RL	MDL	DF	Qual	Units
1,4-Dioxane	ND	2.0	0.40	1		ug/L
Surrogates:	**REC (%)**	**Control Limits**			**Qual**	
Nitrobenzene-d5	96	56-123				

RL - Reporting Limit , DF - Dilution Factor , Qual - Qualifiers

Calscience Environmental Laboratories, Inc.

Analytical Report

Tetra Tech, Inc.		Date Received:	06/30/06
348 West Hospitality Lane, Ste 100		Work Order No:	06-06-1886
San Bernardino, CA 92408-3216		Preparation:	EPA 3520B
		Method:	EPA 1625CM

Project: LMC Beaumont Site 1 / TC #18086-02

Client Sample Number	Lab Sample Number	Date Collected	Matrix	Date Prepared	Date Analyzed	QC Batch ID
LEB-062906-GP	**06-06-1886-1**	**06/29/06**	**Aqueous**	**07/05/06**	**07/07/06**	**060705L07**

Comment(s): -Results were evaluated to the MDL, concentrations >= to the MDL but < RL, if found, are qualified with a "J" flag.

Parameter	Result	RL	MDL	DF	Qual	Units
N-Nitrosodimethylamine	ND	2.0	0.48	1		ng/L
Surrogates:	REC (%)	Control Limits			Qual	
1,4-Dichlorobenzene-d4	67	50-130				

Client Sample Number	Lab Sample Number	Date Collected	Matrix	Date Prepared	Date Analyzed	QC Batch ID
Method Blank	**099-07-027-255**	**N/A**	**Aqueous**	**07/05/06**	**07/07/06**	**060705L07**

Comment(s): -Results were evaluated to the MDL, concentrations >= to the MDL but < RL, if found, are qualified with a "J" flag.

Parameter	Result	RL	MDL	DF	Qual	Units
N-Nitrosodimethylamine	1.4	2.0	0.48	1	J	ng/L
Surrogates:	REC (%)	Control Limits			Qual	
1,4-Dichlorobenzene-d4	51	50-130				

RL - Reporting Limit , DF - Dilution Factor , Qual - Qualifiers

Calscience Environmental Laboratories, Inc.

Analytical Report

Tetra Tech, Inc.		Date Received:	06/30/06
348 West Hospitality Lane, Ste 100		Work Order No:	06-06-1886
San Bernardino, CA 92408-3216		Preparation:	Extraction
		Method:	EPA 8330

Project: LMC Beaumont Site 1 / TC #18086-02

Client Sample Number	Lab Sample Number	Date Collected	Matrix	Date Prepared	Date Analyzed	QC Batch ID
LEB-062906-GP	**06-06-1886-1**	**06/29/06**	**Aqueous**	**07/05/06**	**07/07/06**	**060705L03**

Comment(s): -Results were evaluated to the MDL, concentrations >= to the MDL but < RL, if found, are qualified with a "J" flag.

Parameter	Result	RL	MDL	DF	Qual	Units
RDX	ND	10	1.3	1		ug/L
Surrogates:	REC (%)	Control Limits			Qual	
1,2-Dinitrobenzene	97	40-160				

Client Sample Number	Lab Sample Number	Date Collected	Matrix	Date Prepared	Date Analyzed	QC Batch ID
Method Blank	**099-10-032-42**	**N/A**	**Aqueous**	**07/05/06**	**07/07/06**	**060705L03**

Comment(s): -Results were evaluated to the MDL, concentrations >= to the MDL but < RL, if found, are qualified with a "J" flag.

Parameter	Result	RL	MDL	DF	Qual	Units
RDX	ND	10	1.3	1		ug/L
Surrogates:	REC (%)	Control Limits			Qual	
1,2-Dinitrobenzene	88	40-160				

RL - Reporting Limit , DF - Dilution Factor , Qual - Qualifiers

Calscience Environmental Laboratories, Inc.

Analytical Report

Tetra Tech, Inc.	Date Received:	06/30/06
348 West Hospitality Lane, Ste 100	Work Order No:	06-06-1886
San Bernardino, CA 92408-3216	Preparation:	EPA 5030B
	Method:	EPA 8260B
	Units:	ug/L
Project: LMC Beaumont Site 1 / TC #18086-02		Page 1 of 2

Client Sample Number	Lab Sample Number	Date Collected	Matrix	Date Prepared	Date Analyzed	QC Batch ID
LEB-062906-GP	**06-06-1886-1**	**06/29/06**	**Aqueous**	**07/01/06**	**07/01/06**	**060701L01**

Comment(s): -Results were evaluated to the MDL, concentrations >= to the MDL but < RL, if found, are qualified with a "J" flag.

Parameter	Result	RL	MDL	DF	Qual	Parameter	Result	RL	MDL	DF	Qual
Acetone	ND	10	6.1	1		1,3-Dichloropropane	ND	1.0	0.30	1	
Benzene	ND	0.50	0.26	1		2,2-Dichloropropane	ND	1.0	0.40	1	
Bromobenzene	ND	1.0	0.47	1		1,1-Dichloropropene	ND	1.0	0.21	1	
Bromochloromethane	ND	1.0	0.68	1		c-1,3-Dichloropropene	ND	0.50	0.45	1	
Bromodichloromethane	ND	1.0	0.27	1		t-1,3-Dichloropropene	ND	0.50	0.31	1	
Bromoform	ND	1.0	0.62	1		Ethylbenzene	ND	1.0	0.17	1	
Bromomethane	ND	10	2.9	1		2-Hexanone	ND	10	1.9	1	
2-Butanone	ND	10	4.2	1		Isopropylbenzene	ND	1.0	0.24	1	
n-Butylbenzene	ND	1.0	0.29	1		p-Isopropyltoluene	ND	1.0	0.21	1	
sec-Butylbenzene	ND	1.0	0.21	1		Methylene Chloride	ND	10	2.6	1	
tert-Butylbenzene	ND	1.0	0.17	1		4-Methyl-2-Pentanone	ND	10	2.4	1	
Carbon Disulfide	ND	10	1.0	1		Naphthalene	ND	10	0.95	1	
Carbon Tetrachloride	ND	0.50	0.42	1		n-Propylbenzene	ND	1.0	0.30	1	
Chlorobenzene	ND	1.0	0.36	1		Styrene	ND	1.0	0.29	1	
Chloroethane	ND	1.0	0.52	1		1,1,1,2-Tetrachloroethane	ND	1.0	0.37	1	
Chloroform	0.24	1.0	0.22	1	J	1,1,2,2-Tetrachloroethane	ND	1.0	0.37	1	
Chloromethane	ND	10	1.8	1		Tetrachloroethene	ND	1.0	0.29	1	
2-Chlorotoluene	ND	1.0	0.24	1		Toluene	ND	1.0	0.35	1	
4-Chlorotoluene	ND	1.0	0.30	1		1,2,3-Trichlorobenzene	ND	1.0	0.39	1	
Dibromochloromethane	ND	1.0	0.45	1		1,2,4-Trichlorobenzene	ND	1.0	0.35	1	
1,2-Dibromo-3-Chloropropane	ND	5.0	2.5	1		1,1,1-Trichloroethane	ND	1.0	0.32	1	
1,2-Dibromoethane	ND	1.0	0.81	1		1,1,2-Trichloro-1,2,2-Trifluoroethane	ND	10	0.54	1	
Dibromomethane	ND	1.0	0.42	1		1,1,2-Trichloroethane	ND	1.0	0.54	1	
1,2-Dichlorobenzene	ND	1.0	0.24	1		Trichloroethene	ND	1.0	0.30	1	
1,3-Dichlorobenzene	ND	1.0	0.38	1		Trichlorofluoromethane	ND	10	0.36	1	
1,4-Dichlorobenzene	ND	1.0	0.30	1		1,2,3-Trichloropropane	ND	5.0	2.3	1	
Dichlorodifluoromethane	ND	1.0	0.27	1		1,2,4-Trimethylbenzene	ND	1.0	0.26	1	
1,1-Dichloroethane	ND	1.0	0.53	1		1,3,5-Trimethylbenzene	ND	1.0	0.19	1	
1,2-Dichloroethane	ND	0.50	0.22	1		Vinyl Acetate	ND	10	3.2	1	
1,1-Dichloroethene	ND	1.0	0.31	1		Vinyl Chloride	ND	0.50	0.33	1	
c-1,2-Dichloroethene	ND	1.0	0.35	1		p/m-Xylene	ND	1.0	0.38	1	
t-1,2-Dichloroethene	ND	1.0	0.29	1		o-Xylene	ND	1.0	0.21	1	
1,2-Dichloropropane	ND	1.0	0.28	1		Methyl-t-Butyl Ether (MTBE)	ND	1.0	0.29	1	

Surrogates:	REC (%)	Control Limits	Qual	Surrogates:	REC (%)	Control Limits	Qual
Dibromofluoromethane	104	74-140		1,2-Dichloroethane-d4	115	74-146	
Toluene-d8	96	88-112		1,4-Bromofluorobenzene	96	74-110	

RL - Reporting Limit , DF - Dilution Factor , Qual - Qualifiers

Calscience Environmental Laboratories, Inc.

Analytical Report

Tetra Tech, Inc.	Date Received:	06/30/06
348 West Hospitality Lane, Ste 100	Work Order No:	06-06-1886
San Bernardino, CA 92408-3216	Preparation:	EPA 5030B
	Method:	EPA 8260B
	Units:	ug/L
Project: LMC Beaumont Site 1 / TC #18086-02		Page 2 of 2

Client Sample Number	Lab Sample Number	Date Collected	Matrix	Date Prepared	Date Analyzed	QC Batch ID
Method Blank	**099-10-006-18,430**	**N/A**	**Aqueous**	**07/01/06**	**07/01/06**	**060701L01**

Comment(s): -Results were evaluated to the MDL, concentrations >= to the MDL but < RL, if found, are qualified with a "J" flag.

Parameter	Result	RL	MDL	DF	Qual	Parameter	Result	RL	MDL	DF	Qual
Acetone	ND	10	6.1	1		1,3-Dichloropropane	ND	1.0	0.30	1	
Benzene	ND	0.50	0.26	1		2,2-Dichloropropane	ND	1.0	0.40	1	
Bromobenzene	ND	1.0	0.47	1		1,1-Dichloropropene	ND	1.0	0.21	1	
Bromochloromethane	ND	1.0	0.68	1		c-1,3-Dichloropropene	ND	0.50	0.45	1	
Bromodichloromethane	ND	1.0	0.27	1		t-1,3-Dichloropropene	ND	0.50	0.31	1	
Bromoform	ND	1.0	0.62	1		Ethylbenzene	ND	1.0	0.17	1	
Bromomethane	ND	10	2.9	1		2-Hexanone	ND	10	1.9	1	
2-Butanone	ND	10	4.2	1		Isopropylbenzene	ND	1.0	0.24	1	
n-Butylbenzene	ND	1.0	0.29	1		p-Isopropyltoluene	ND	1.0	0.21	1	
sec-Butylbenzene	ND	1.0	0.21	1		Methylene Chloride	2.8	10.0	2.6	1	J
tert-Butylbenzene	ND	1.0	0.17	1		4-Methyl-2-Pentanone	ND	10	2.4	1	
Carbon Disulfide	ND	10	1.0	1		Naphthalene	ND	10	0.95	1	
Carbon Tetrachloride	ND	0.50	0.42	1		n-Propylbenzene	ND	1.0	0.30	1	
Chlorobenzene	ND	1.0	0.36	1		Styrene	ND	1.0	0.29	1	
Chloroethane	ND	1.0	0.52	1		1,1,1,2-Tetrachloroethane	ND	1.0	0.37	1	
Chloroform	ND	1.0	0.22	1		1,1,2,2-Tetrachloroethane	ND	1.0	0.37	1	
Chloromethane	ND	10	1.8	1		Tetrachloroethene	ND	1.0	0.29	1	
2-Chlorotoluene	ND	1.0	0.24	1		Toluene	ND	1.0	0.35	1	
4-Chlorotoluene	ND	1.0	0.30	1		1,2,3-Trichlorobenzene	ND	1.0	0.39	1	
Dibromochloromethane	ND	1.0	0.45	1		1,2,4-Trichlorobenzene	ND	1.0	0.35	1	
1,2-Dibromo-3-Chloropropane	ND	5.0	2.5	1		1,1,1-Trichloroethane	ND	1.0	0.32	1	
1,2-Dibromoethane	ND	1.0	0.81	1		1,1,2-Trichloro-1,2,2-Trifluoroethane	ND	10	0.54	1	
Dibromomethane	ND	1.0	0.42	1		1,1,2-Trichloroethane	ND	1.0	0.54	1	
1,2-Dichlorobenzene	ND	1.0	0.24	1		Trichloroethene	ND	1.0	0.30	1	
1,3-Dichlorobenzene	ND	1.0	0.38	1		Trichlorofluoromethane	ND	10	0.36	1	
1,4-Dichlorobenzene	ND	1.0	0.30	1		1,2,3-Trichloropropane	ND	5.0	2.3	1	
Dichlorodifluoromethane	ND	1.0	0.27	1		1,2,4-Trimethylbenzene	ND	1.0	0.26	1	
1,1-Dichloroethane	ND	1.0	0.53	1		1,3,5-Trimethylbenzene	ND	1.0	0.19	1	
1,2-Dichloroethane	ND	0.50	0.22	1		Vinyl Acetate	ND	10	3.2	1	
1,1-Dichloroethene	ND	1.0	0.31	1		Vinyl Chloride	ND	0.50	0.33	1	
c-1,2-Dichloroethene	ND	1.0	0.35	1		p/m-Xylene	ND	1.0	0.38	1	
t-1,2-Dichloroethene	ND	1.0	0.29	1		o-Xylene	ND	1.0	0.21	1	
1,2-Dichloropropane	ND	1.0	0.28	1		Methyl-t-Butyl Ether (MTBE)	ND	1.0	0.29	1	

Surrogates:	REC (%)	Control Limits	Qual	Surrogates:	REC (%)	Control Limits	Qual
Dibromofluoromethane	100	74-140		1,2-Dichloroethane-d4	108	74-146	
Toluene-d8	97	88-112		1,4-Bromofluorobenzene	95	74-110	

RL - Reporting Limit , DF - Dilution Factor , Qual - Qualifiers

Calscience Environmental Laboratories, Inc.

EPA 8260B Tentatively Identified Compound List

Work Order	CEL Sample	Client ID	Q	Compound	CAS NUMBER	RT	On Column Conc. ug/L	Estimated Conc. ug/L
06-06-1886				No TICs found for all samples				

Q Qualifier
RT Retention Time

7440 Lincoln Way, Garden Grove, CA 92841-1432 • TEL: (714) 895-5494 • FAX: (714) 894-7501

Calscience Environmental Laboratories, Inc.

Analytical Report

Tetra Tech, Inc.
348 West Hospitality Lane, Ste 100
San Bernardino, CA 92408-3216

Date Received: 06/30/06
Work Order No: 06-06-1886
Preparation: EPA 5030B
Method: SRL 524M-TCP

Project: LMC Beaumont Site 1 / TC #18086-02

Client Sample Number	Lab Sample Number	Date Collected	Matrix	Date Prepared	Date Analyzed	QC Batch ID
LEB-062906-GP	**06-06-1886-1**	**06/29/06**	**Aqueous**	**07/03/06**	**07/03/06**	**060703L01**

Comment(s): -Results were evaluated to the MDL, concentrations >= to the MDL but < RL, if found, are qualified with a "J" flag.

Parameter	Result	RL	MDL	DF	Qual	Units
1,2,3-Trichloropropane	ND	0.0050	0.0017	1		ug/L

Method Blank	**099-10-022-245**	**N/A**	**Aqueous**	**07/03/06**	**07/03/06**	**060703L01**

Comment(s): -Results were evaluated to the MDL, concentrations >= to the MDL but < RL, if found, are qualified with a "J" flag.

Parameter	Result	RL	MDL	DF	Qual	Units
1,2,3-Trichloropropane	ND	0.0050	0.0017	1		ug/L

RL - Reporting Limit , DF - Dilution Factor , Qual - Qualifiers

Calscience Environmental Laboratories, Inc.

Analytical Report

Tetra Tech, Inc.
348 West Hospitality Lane, Ste 100
San Bernardino, CA 92408-3216

Date Received: 06/30/06
Work Order No: 06-06-1886

Project: LMC Beaumont Site 1 / TC #18086-02

Client Sample Number	Lab Sample Number	Date Collected	Matrix
LEB-062906-GP	**06-06-1886-1**	**06/29/06**	**Aqueous**

Comment(s): (1) Sample was not received within recommended holding time.
(2) Results were evaluated to the MDL, concentrations >= to the MDL but < RL, if found, are qualified with a "J" flag.

Parameter	Result	RL	MDL	DF	Qual	Units	Date Prepared	Date Analyzed	Method
Chromium, Hexavalent (1) (2)	0.096	0.20	0.0050	1	J,B	ug/L	N/A	06/30/06	EPA 218.6
Perchlorate (2)	ND	2.0	0.43	1		ug/L	N/A	07/12/06	EPA 314.0

Method Blank	**N/A**	**Aqueous**

Comment(s): (1) Results were evaluated to the MDL, concentrations >= to the MDL but < RL, if found, are qualified with a "J" flag.

Parameter	Result	RL	MDL	DF	Qual	Units	Date Prepared	Date Analyzed	Method
Chromium, Hexavalent (1)	0.037	0.20	0.0050	1	J	ug/L	N/A	06/30/06	EPA 218.6
Perchlorate (1)	ND	2.0	0.43	1		ug/L	N/A	07/12/06	EPA 314.0

RL - Reporting Limit , DF - Dilution Factor , Qual - Qualifiers

Calscience Environmental Laboratories, Inc.

Quality Control - Spike/Spike Duplicate

Tetra Tech, Inc.
348 West Hospitality Lane, Ste 100
San Bernardino, CA 92408-3216

Date Received: 06/30/06
Work Order No: 06-06-1886
Preparation: EPA 3010A Total
Method: EPA 6010B

Project LMC Beaumont Site 1 / TC #18086-02

Quality Control Sample ID	Matrix	Instrument	Date Prepared	Date Analyzed	MS/MSD Batch Number
06-07-0010-1	**Aqueous**	**ICP 3300**	**07/03/06**	**07/03/06**	**060703S02**

Parameter	MS %REC	MSD %REC	%REC CL	RPD	RPD CL	Qualifiers
Arsenic	89	91	80-140	2	0-11	
Beryllium	109	111	89-119	1	0-8	
Cadmium	102	103	82-124	2	0-7	
Lead	104	104	84-120	0	0-7	

RPD - Relative Percent Difference , CL - Control Limit

Calscience Environmental Laboratories, Inc.

Quality Control - Spike/Spike Duplicate

Tetra Tech, Inc.
348 West Hospitality Lane, Ste 100
San Bernardino, CA 92408-3216

Date Received: 06/30/06
Work Order No: 06-06-1886
Preparation: EPA 5030B
Method: EPA 8260B

Project LMC Beaumont Site 1 / TC #18086-02

Quality Control Sample ID	Matrix	Instrument	Date Prepared	Date Analyzed	MS/MSD Batch Number
06-06-1860-3	**Aqueous**	**GC/MS EE**	**07/01/06**	**07/01/06**	**060701S01**

Parameter	MS %REC	MSD %REC	%REC CL	RPD	RPD CL	Qualifiers
Benzene	89	92	88-118	3	0-7	
Carbon Tetrachloride	79	82	67-145	4	0-11	
Chlorobenzene	98	102	88-118	4	0-7	
1,2-Dichlorobenzene	105	108	86-116	3	0-8	
1,1-Dichloroethene	88	88	70-130	0	0-25	
Toluene	91	93	87-123	2	0-8	
Trichloroethene	88	90	79-127	2	0-10	
Vinyl Chloride	92	94	69-129	1	0-13	
Methyl-t-Butyl Ether (MTBE)	89	92	71-131	3	0-13	
Tert-Butyl Alcohol (TBA)	82	96	36-168	15	0-45	
Diisopropyl Ether (DIPE)	93	96	81-123	4	0-9	
Ethyl-t-Butyl Ether (ETBE)	90	93	72-126	3	0-12	
Tert-Amyl-Methyl Ether (TAME)	89	92	72-126	3	0-12	
Ethanol	83	84	53-149	1	0-31	

RPD - Relative Percent Difference , CL - Control Limit

Calscience Environmental Laboratories, Inc.

Quality Control - Spike/Spike Duplicate

Tetra Tech, Inc.
348 West Hospitality Lane, Ste 100
San Bernardino, CA 92408-3216

Date Received: 06/30/06
Work Order No: 06-06-1886
Preparation: EPA 5030B
Method: SRL 524M-TCP

Project LMC Beaumont Site 1 / TC #18086-02

Quality Control Sample ID	Matrix	Instrument	Date Prepared	Date Analyzed	MS/MSD Batch Number
06-06-1806-1	**Aqueous**	**GC/MS M**	**07/03/06**	**07/03/06**	**060703S01**

Parameter	MS %REC	MSD %REC	%REC CL	RPD	RPD CL	Qualifiers
1,2,3-Trichloropropane	72	82	80-120	14	0-20	3
1,4-Dioxane	115	108	80-120	5	0-20	

RPD - Relative Percent Difference , CL - Control Limit

Calscience Environmental Laboratories, Inc.

Quality Control - Spike/Spike Duplicate

Tetra Tech, Inc.
348 West Hospitality Lane, Ste 100
San Bernardino, CA 92408-3216

Date Received: N/A
Work Order No: 06-06-1886

Project: LMC Beaumont Site 1 / TC #18086-02

Matrix: Aqueous

Parameter	Method	Quality Control Sample ID	Date Analyzed	Date Extracted	MS% REC	MSD % REC	%REC CL	RPD	RPD CL	Qualifiers
Chromium, Hexavalent	EPA 218.6	LEB-062906-GP	06/30/06	N/A	94	95	85-121	1	0-4	
Perchlorate	EPA 314.0	06-07-0431-1	07/12/06	N/A	110	111	80-120	1	0-15	

RPD - Relative Percent Difference , CL - Control Limit

Calscience Environmental Laboratories, Inc.

Quality Control - Laboratory Control Sample

Tetra Tech, Inc.		Date Received:	N/A
348 West Hospitality Lane, Ste 100		Work Order No:	06-06-1886
San Bernardino, CA 92408-3216		Preparation:	EPA 3010A Total
		Method:	EPA 6010B

Project: LMC Beaumont Site 1 / TC #18086-02

Quality Control Sample ID	Matrix	Instrument	Date Analyzed	Lab File ID	LCS Batch Number
097-01-003-6,256	**Aqueous**	**ICP 3300**	**07/03/06**	**060703-I-02**	**060703L02**

Parameter	Conc Added	Conc Recovered	LCS %Rec	%Rec CL	Qualifiers
Arsenic	0.500	0.481	96	80-120	
Beryllium	0.500	0.500	100	80-120	
Cadmium	0.500	0.498	100	80-120	
Lead	0.500	0.502	100	80-120	

RPD - Relative Percent Difference , CL - Control Limit

Calscience Environmental Laboratories, Inc.

Quality Control - LCS/LCS Duplicate

Tetra Tech, Inc.
348 West Hospitality Lane, Ste 100
San Bernardino, CA 92408-3216

Date Received: N/A
Work Order No: 06-06-1886
Preparation: EPA 3520B
Method: EPA 8270C

Project: LMC Beaumont Site 1 / TC #18086-02

Quality Control Sample ID	Matrix	Instrument	Date Prepared	Date Analyzed	LCS/LCSD Batch Number
095-01-003-1,964	**Aqueous**	**GC/MS GG**	**07/05/06**	**07/10/06**	**060705L06**

Parameter	LCS %REC	LCSD %REC	%REC CL	RPD	RPD CL	Qualifiers
Phenol	75	69	4-142	7	0-24	
2-Chlorophenol	91	91	53-113	1	0-17	
1,4-Dichlorobenzene	86	86	50-122	0	0-19	
N-Nitroso-di-n-propylamine	80	76	56-146	5	0-22	
4-Chloro-3-Methylphenol	85	84	55-121	2	0-18	
Acenaphthene	97	100	55-139	4	0-17	
4-Nitrophenol	91	85	1-145	8	0-29	
2,4-Dinitrotoluene	119	128	41-161	7	0-22	
Pentachlorophenol	94	93	34-130	1	0-23	
Pyrene	64	56	38-170	14	0-27	
1,2,4-Trichlorobenzene	86	87	49-121	1	0-19	

RPD - Relative Percent Difference , CL - Control Limit

Calscience Environmental Laboratories, Inc.

Quality Control - LCS/LCS Duplicate

ACCREDITED IN ACCORDANCE WITH nelac

Tetra Tech, Inc.		Date Received:	N/A
348 West Hospitality Lane, Ste 100		Work Order No:	06-06-1886
San Bernardino, CA 92408-3216		Preparation:	EPA 3520B
		Method:	EPA 8270C(M) Isotope Dilution

Project: LMC Beaumont Site 1 / TC #18086-02

Quality Control Sample ID	Matrix	Instrument	Date Prepared	Date Analyzed	LCS/LCSD Batch Number
099-09-004-608	**Aqueous**	**GC/MS J**	**07/05/06**	**07/11/06**	**060705L06D**

Parameter	LCS %REC	LCSD %REC	%REC CL	RPD	RPD CL	Qualifiers
1,4-Dioxane	111	114	50-130	2	0-20	

RPD - Relative Percent Difference , CL - Control Limit

Calscience Environmental Laboratories, Inc.

Quality Control - LCS/LCS Duplicate

Tetra Tech, Inc.
348 West Hospitality Lane, Ste 100
San Bernardino, CA 92408-3216

Date Received: N/A
Work Order No: 06-06-1886
Preparation: EPA 3520B
Method: EPA 1625CM

Project: LMC Beaumont Site 1 / TC #18086-02

Quality Control Sample ID	Matrix	Instrument	Date Prepared	Date Analyzed	LCS/LCSD Batch Number
099-07-027-255	**Aqueous**	**GC/MS H**	**07/05/06**	**07/07/06**	**060705L07**

Parameter	LCS %REC	LCSD %REC	%REC CL	RPD	RPD CL	Qualifiers
N-Nitrosodimethylamine	57	57	50-130	1	0-20	

RPD - Relative Percent Difference , CL - Control Limit

Calscience Environmental Laboratories, Inc.

Quality Control - LCS/LCS Duplicate

Tetra Tech, Inc.
348 West Hospitality Lane, Ste 100
San Bernardino, CA 92408-3216

Date Received: N/A
Work Order No: 06-06-1886
Preparation: Extraction
Method: EPA 8330

Project: LMC Beaumont Site 1 / TC #18086-02

Quality Control Sample ID	Matrix	Instrument	Date Prepared	Date Analyzed	LCS/LCSD Batch Number
099-10-032-42	**Aqueous**	**HPLC 7**	**07/05/06**	**07/07/06**	**060705L03**

Parameter	LCS %REC	LCSD %REC	%REC CL	RPD	RPD CL	Qualifiers
4-Amino-2,6-DNT	76	89	40-160	15	0-20	
2-Amino-4,6-DNT	88	84	40-160	5	0-20	
1,3-Dinitrobenzene	90	84	40-160	7	0-20	
2,4-Dinitrotoluene	99	90	40-160	10	0-20	
2,6-Dinitrotoluene	88	84	40-160	5	0-20	
HMX	96	86	40-160	10	0-20	
Nitrobenzene	89	89	40-160	0	0-20	
2-Nitrotoluene	86	85	40-160	1	0-20	
3-Nitrotoluene	90	82	40-160	8	0-20	
4-Nitrotoluene	85	84	40-160	0	0-20	
RDX	94	83	40-160	12	0-20	
Tetryl	102	104	40-160	2	0-20	
1,3,5-Trinitrobenzene	97	102	40-160	4	0-20	
2,4,6-Trinitrotoluene	107	91	40-160	16	0-20	

RPD - Relative Percent Difference , CL - Control Limit

Calscience Environmental Laboratories, Inc.

Quality Control - LCS/LCS Duplicate

Tetra Tech, Inc.
348 West Hospitality Lane, Ste 100
San Bernardino, CA 92408-3216

Date Received: N/A
Work Order No: 06-06-1886
Preparation: EPA 5030B
Method: EPA 8260B

Project: LMC Beaumont Site 1 / TC #18086-02

Quality Control Sample ID	Matrix	Instrument	Date Prepared	Date Analyzed	LCS/LCSD Batch Number
099-10-006-18,430	**Aqueous**	**GC/MS EE**	**07/01/06**	**07/01/06**	**060701L01**

Parameter	LCS %REC	LCSD %REC	%REC CL	RPD	RPD CL	Qualifiers
Benzene	93	93	84-120	1	0-8	
Carbon Tetrachloride	85	85	63-147	0	0-10	
Chlorobenzene	102	103	89-119	1	0-7	
1,2-Dichlorobenzene	111	110	89-119	1	0-9	
1,1-Dichloroethene	94	93	77-125	1	0-16	
Toluene	94	94	83-125	0	0-9	
Trichloroethene	92	92	89-119	1	0-8	
Vinyl Chloride	92	93	63-135	1	0-13	
Methyl-t-Butyl Ether (MTBE)	95	92	82-118	3	0-13	
Tert-Butyl Alcohol (TBA)	101	89	46-154	13	0-32	
Diisopropyl Ether (DIPE)	96	95	81-123	2	0-11	
Ethyl-t-Butyl Ether (ETBE)	95	92	74-122	3	0-12	
Tert-Amyl-Methyl Ether (TAME)	94	92	76-124	2	0-10	
Ethanol	97	87	60-138	10	0-32	

RPD - Relative Percent Difference , CL - Control Limit

Calscience Environmental Laboratories, Inc.

Quality Control - LCS/LCS Duplicate

Tetra Tech, Inc.		Date Received:	N/A
348 West Hospitality Lane, Ste 100		Work Order No:	06-06-1886
San Bernardino, CA 92408-3216		Preparation:	EPA 5030B
		Method:	SRL 524M-TCP

Project: LMC Beaumont Site 1 / TC #18086-02

Quality Control Sample ID	Matrix	Instrument	Date Prepared	Date Analyzed	LCS/LCSD Batch Number
099-10-022-245	**Aqueous**	**GC/MS M**	**07/03/06**	**07/03/06**	**060703L01**

Parameter	LCS %REC	LCSD %REC	%REC CL	RPD	RPD CL	Qualifiers
1,2,3-Trichloropropane	84	82	80-120	4	0-20	
1,4-Dioxane	108	101	80-120	6	0-20	

RPD - Relative Percent Difference , CL - Control Limit

Calscience Environmental Laboratories, Inc.

Quality Control - LCS/LCS Duplicate

Tetra Tech, Inc.
348 West Hospitality Lane, Ste 100
San Bernardino, CA 92408-3216

Date Received: N/A
Work Order No: 06-06-1886

Project: LMC Beaumont Site 1 / TC #18086-02

Matrix: Aqueous

Parameter	Method	Quality Control Sample ID	Date Extracted	Date Analyzed	LCS % REC	LCSD % REC	%REC CL	RPD	RPD CL	Qual
Chromium, Hexavalent	EPA 218.6	099-05-124-492	N/A	06/30/06	97	96	95-107	1	0-20	
Perchlorate	EPA 314.0	099-05-203-429	N/A	07/12/06	98	92	85-115	7	0-15	

RPD - Relative Percent Difference , CL - Control Limit

Calscience Environmental Laboratories, Inc.

Glossary of Terms and Qualifiers

Work Order Number: 06-06-1886

Qualifier	Definition
*	See applicable analysis comment.
1	Surrogate compound recovery was out of control due to a required sample dilution, therefore, the sample data was reported without further clarification.
2	Surrogate compound recovery was out of control due to matrix interference. The associated method blank surrogate spike compound was in control and, therefore, the sample data was reported without further clarification.
3	Recovery of the Matrix Spike or Matrix Spike Duplicate compound was out of control due to matrix interference. The associated LCS and/or LCSD was in control and, therefore, the sample data was reported without further clarification.
4	The MS/MSD RPD was out of control due to matrix interference. The LCS/LCSD RPD was in control and, therefore, the sample data was reported without further clarification.
5	The PDS/PDSD associated with this batch of samples was out of control due to a matrix interference effect. The associated batch LCS/LCSD was in control and, hence, the associated sample data was reported with no further corrective action required.
A	Result is the average of all dilutions, as defined by the method.
B	Analyte was present in the associated method blank.
C	Analyte presence was not confirmed on primary column.
E	Concentration exceeds the calibration range.
H	Sample received and/or analyzed past the recommended holding time.
J	Analyte was detected at a concentration below the reporting limit and above the laboratory method detection limit. Reported value is estimated.
N	Nontarget Analyte.
ND	Parameter not detected at the indicated reporting limit.
Q	Spike recovery and RPD control limits do not apply resulting from the parameter concentration in the sample exceeding the spike concentration by a factor of four or greater.
U	Undetected at the laboratory method detection limit.
X	% Recovery and/or RPD out-of-range.
Z	Analyte presence was not confirmed by second column or GC/MS analysis.

CHAIN OF CUSTODY RECORD

TETRA TECH, INC.
348 W. Hospitality Lane, Suite 100
San Bernardino, California 92408
Telephone: (909) 381-1674
FAX: (909) 889-1391

SHIP TO: Calscience (via courier)

06 - 1886

DATE 06/30/2006 PAGE 1 OF 1

CLIENT: Tetra Tech
PROJECT NAME: LMC Beaumont Site 1
PROJECT MANAGER: Brenda Meyer
TC #: 18086-02
SAMPLERS (Signatures)

PARAMETERS

LINE ITEM	SAMPLE NO.	DATE	TIME	VOCs + TIC (SW8260B)	Perchlorate (314.0)	1,4-Dioxane (SW8270C Mod)	RDX (8330)	NDMA (1625C Mod)	1,2,3-TCP (SCALS 524 Mod)	Total As, Be, Cd, Pb (6010B)	Dissolved As, Be, Cd, Pb (6010B)	Hex Chrome (218.6)						FILTERED/UNFILTERED	MATRIX TYPE	CONTAINER TYPE	NUMBER OF CONTAINERS	PRESERVATIVE
1.	LEB-062906-GP	06/29/2006	0730	X	X	X	X	X	X	X	X	X						U/F	W	G/P	12	HCl/4°C
2.																						
3.																						
4.																						
5.																						
6.																						
7.																						
8.																						
9.																						
10.																						

TURN-AROUND TIME: Standard

OBSERVATIONS/COMMENTS: Report all Data to the MDL

* see note below

FILTERING: ☐ FILTERED ☐ UNFILTERED

MATRIX TYPE: S - Soil; M - Sediment; W - Water

CONTAINER TYPE: G - Glass Bottle/Jar; SS - Stainless Steel Sleeve; SB - Brass Sleeve; P - Plastic Bottle/Jar

PRESERVATIVES: (Water Only) HCL; NaOH; NR (None required); H_2SO_4

RELINQUISHED BY: David Bertolacci	SIGNATURE	TETRA TECH, INC.	DATE 06/30/2006	TIME 1500	TOTAL NUMBER OF CONTAINERS ON THIS CHAIN OF CUSTODY: 12
RECEIVED BY: BACTA	SIGNATURE	COMPANY CEC	DATE 6/30/6	TIME 1515	METHOD OF SHIPMENT/SHIPMENT NO. courier
RELINQUISHED BY: BACTA	SIGNATURE	COMPANY CEC	DATE 6/30/6	TIME 1700	Special Shipping/Handling/Storage Requirements: Note - Equipment blank was documented on c-o-c for 6/29 but not submitted.
RECEIVED BY: KHOA NGHIEM	SIGNATURE	COMPANY CEC	DATE 6/30/6	TIME 1709	

DISTRIBUTION: White and Pink = Tetra Tech, Inc. Canary = Laboratory

X:\GIS\ATT-MISC\COCR.CDR

Calscience Environmental Laboratories, Inc.

WORK ORDER #: 06 - 06 - 1886

Cooler 1 of 1

SAMPLE RECEIPT FORM

CLIENT: Tetra Tech **DATE:** 6/30/6

TEMPERATURE – SAMPLES RECEIVED BY:

CALSCIENCE COURIER:

- _____ Chilled, cooler with temperature blank provided.
- _____ Chilled, cooler without temperature blank.
- ✓ Chilled and placed in cooler with wet ice.
- _____ Ambient and placed in cooler with wet ice.
- _____ Ambient temperature.
- 2.0 °C Temperature blank.

LABORATORY (Other than Calscience Courier):

- _____ °C Temperature blank.
- _____ °C IR thermometer.
- _____ Ambient temperature.

Initial: [signature]

CUSTODY SEAL INTACT:

Sample(s): _____ Cooler: _____ No (Not Intact) : _____ Not Applicable (N/A): ✓

Initial: [signature]

SAMPLE CONDITION:

	Yes	No	N/A
Chain-Of-Custody document(s) received with samples	✓		
Sampler's name indicated on COC	✓		
Sample container label(s) consistent with custody papers	✓		
Sample container(s) intact and good condition	✓		
Correct containers and volume for analyses requested	✓		
Proper preservation noted on sample label(s)	✓		
VOA vial(s) free of headspace.	✓		
Tedlar bag(s) free of condensation			✓

Initial: [signature]

COMMENTS:

Calscience
Environmental
Laboratories, Inc.

July 17, 2006

Brenda Meyer
Tetra Tech, Inc.
348 West Hospitality Lane, Ste 100
San Bernardino, CA 92408-3216

Subject: **Calscience Work Order No.: 06-06-1885**
Client Reference: LMC Beaumont Site 1 / TC #18086-02

Dear Client:

Enclosed is an analytical report for the above-referenced project. The samples included in this report were received 6/30/2006 and analyzed in accordance with the attached chain-of-custody.

Unless otherwise noted, all analytical testing was accomplished in accordance with the guidelines established in our Quality Systems Manual, applicable standard operating procedures, and other related documentation. The original report of any subcontracted analysis is provided herein, and follows the standard Calscience data package. The results in this analytical report are limited to the samples tested and any reproduction thereof must be made in its entirety.

If you have any questions regarding this report, please do not hesitate to contact the undersigned.

Sincerely,

Calscience Environmental
Laboratories, Inc.
Jason Torres
Project Manager

Calscience Environmental Laboratories, Inc.

Analytical Report

Tetra Tech, Inc.
348 West Hospitality Lane, Ste 100
San Bernardino, CA 92408-3216

Date Received: 06/30/06
Work Order No: 06-06-1885
Preparation: N/A
Method: EPA 314.0

Project: LMC Beaumont Site 1 / TC #18086-02

Client Sample Number	Lab Sample Number	Date Collected	Matrix	Date Prepared	Date Analyzed	QC Batch ID
LEB-063006-GP	**06-06-1885-2**	**06/30/06**	**Aqueous**	**N/A**	**07/07/06**	**060707L01**

Comment(s): -Results were evaluated to the MDL, concentrations >= to the MDL but < RL, if found, are qualified with a "J" flag.

Parameter	Result	RL	MDL	DF	Qual	Units
Perchlorate	ND	2.0	0.43	1		ug/L

Client Sample Number	Lab Sample Number	Date Collected	Matrix	Date Prepared	Date Analyzed	QC Batch ID
MW-27	**06-06-1885-3**	**06/30/06**	**Aqueous**	**N/A**	**07/07/06**	**060707L01**

Comment(s): -Results were evaluated to the MDL, concentrations >= to the MDL but < RL, if found, are qualified with a "J" flag.

Parameter	Result	RL	MDL	DF	Qual	Units
Perchlorate	ND	2.0	0.43	1		ug/L

Client Sample Number	Lab Sample Number	Date Collected	Matrix	Date Prepared	Date Analyzed	QC Batch ID
MW-01	**06-06-1885-4**	**06/30/06**	**Aqueous**	**N/A**	**07/07/06**	**060707L01**

Parameter	Result	RL	MDL	DF	Qual	Units
Perchlorate	710	200	43	100		ug/L

Client Sample Number	Lab Sample Number	Date Collected	Matrix	Date Prepared	Date Analyzed	QC Batch ID
MW-31	**06-06-1885-5**	**06/30/06**	**Aqueous**	**N/A**	**07/07/06**	**060707L01**

Parameter	Result	RL	MDL	DF	Qual	Units
Perchlorate	2.4	2.0	0.43	1		ug/L

Client Sample Number	Lab Sample Number	Date Collected	Matrix	Date Prepared	Date Analyzed	QC Batch ID
MW-53	**06-06-1885-6**	**06/30/06**	**Aqueous**	**N/A**	**07/07/06**	**060707L01**

Parameter	Result	RL	MDL	DF	Qual	Units
Perchlorate	190	10	2.2	5		ug/L

Client Sample Number	Lab Sample Number	Date Collected	Matrix	Date Prepared	Date Analyzed	QC Batch ID
Method Blank	**099-05-203-426**	**N/A**	**Aqueous**	**N/A**	**07/07/06**	**060707L01**

Comment(s): -Results were evaluated to the MDL, concentrations >= to the MDL but < RL, if found, are qualified with a "J" flag.

Parameter	Result	RL	MDL	DF	Qual	Units
Perchlorate	ND	2.0	0.43	1		ug/L

RL - Reporting Limit , DF - Dilution Factor , Qual - Qualifiers

Calscience Environmental Laboratories, Inc.

Analytical Report

Tetra Tech, Inc.
348 West Hospitality Lane, Ste 100
San Bernardino, CA 92408-3216

Date Received: 06/30/06
Work Order No: 06-06-1885
Preparation: EPA 3520B
Method: EPA 8270C(M) Isotope Dilution

Project: LMC Beaumont Site 1 / TC #18086-02

Client Sample Number	Lab Sample Number	Date Collected	Matrix	Date Prepared	Date Analyzed	QC Batch ID
LEB-063006-GP	**06-06-1885-2**	**06/30/06**	**Aqueous**	**07/05/06**	**07/07/06**	**060705L13**

Comment(s): -Results were evaluated to the MDL, concentrations >= to the MDL but < RL, if found, are qualified with a "J" flag.

Parameter	Result	RL	MDL	DF	Qual	Units
1,4-Dioxane	ND	2.0	0.40	1		ug/L
Surrogates:	REC (%)	Control Limits			Qual	
Nitrobenzene-d5	86	56-123				

Client Sample Number	Lab Sample Number	Date Collected	Matrix	Date Prepared	Date Analyzed	QC Batch ID
MW-27	**06-06-1885-3**	**06/30/06**	**Aqueous**	**07/05/06**	**07/07/06**	**060705L13**

Comment(s): -Results were evaluated to the MDL, concentrations >= to the MDL but < RL, if found, are qualified with a "J" flag.

Parameter	Result	RL	MDL	DF	Qual	Units
1,4-Dioxane	ND	2.0	0.40	1		ug/L
Surrogates:	REC (%)	Control Limits			Qual	
Nitrobenzene-d5	93	56-123				

Client Sample Number	Lab Sample Number	Date Collected	Matrix	Date Prepared	Date Analyzed	QC Batch ID
MW-01	**06-06-1885-4**	**06/30/06**	**Aqueous**	**07/05/06**	**07/07/06**	**060705L13**

Parameter	Result	RL	MDL	DF	Qual	Units
1,4-Dioxane	2.3	2.0	0.40	1		ug/L
Surrogates:	REC (%)	Control Limits			Qual	
Nitrobenzene-d5	97	56-123				

Client Sample Number	Lab Sample Number	Date Collected	Matrix	Date Prepared	Date Analyzed	QC Batch ID
MW-31	**06-06-1885-5**	**06/30/06**	**Aqueous**	**07/05/06**	**07/07/06**	**060705L13**

Comment(s): -Results were evaluated to the MDL, concentrations >= to the MDL but < RL, if found, are qualified with a "J" flag.

Parameter	Result	RL	MDL	DF	Qual	Units
1,4-Dioxane	ND	2.0	0.40	1		ug/L
Surrogates:	REC (%)	Control Limits			Qual	
Nitrobenzene-d5	98	56-123				

Client Sample Number	Lab Sample Number	Date Collected	Matrix	Date Prepared	Date Analyzed	QC Batch ID
MW-53	**06-06-1885-6**	**06/30/06**	**Aqueous**	**07/05/06**	**07/07/06**	**060705L13**

Parameter	Result	RL	MDL	DF	Qual	Units
1,4-Dioxane	7.3	2.0	0.40	1		ug/L
Surrogates:	REC (%)	Control Limits			Qual	
Nitrobenzene-d5	95	56-123				

RL - Reporting Limit , DF - Dilution Factor , Qual - Qualifiers

Calscience Environmental Laboratories, Inc.

Analytical Report

Tetra Tech, Inc.		Date Received:	06/30/06
348 West Hospitality Lane, Ste 100		Work Order No:	06-06-1885
San Bernardino, CA 92408-3216		Preparation:	EPA 3520B
		Method:	EPA 8270C(M) Isotope Dilution

Project: LMC Beaumont Site 1 / TC #18086-02

Client Sample Number	Lab Sample Number	Date Collected	Matrix	Date Prepared	Date Analyzed	QC Batch ID
Method Blank	**099-09-004-607**	**N/A**	**Aqueous**	**07/05/06**	**07/07/06**	**060705L13**

Comment(s): -Results were evaluated to the MDL, concentrations >= to the MDL but < RL, if found, are qualified with a "J" flag.

Parameter	Result	RL	MDL	DF	Qual	Units
1,4-Dioxane	ND	2.0	0.40	1		ug/L

Surrogates:	REC (%)	Control Limits	Qual
Nitrobenzene-d5	93	56-123	

RL - Reporting Limit , DF - Dilution Factor , Qual - Qualifiers

Calscience Environmental Laboratories, Inc.

Analytical Report

Tetra Tech, Inc.		Date Received:	06/30/06
348 West Hospitality Lane, Ste 100		Work Order No:	06-06-1885
San Bernardino, CA 92408-3216		Preparation:	EPA 5030B
		Method:	EPA 8260B
		Units:	ug/L
Project: LMC Beaumont Site 1 / TC #18086-02			Page 1 of 8

Client Sample Number	Lab Sample Number	Date Collected	Matrix	Date Prepared	Date Analyzed	QC Batch ID
LTB-063006	**06-06-1885-1**	**06/30/06**	**Aqueous**	**07/01/06**	**07/01/06**	**060701L01**

Comment(s): -Results were evaluated to the MDL, concentrations >= to the MDL but < RL, if found, are qualified with a "J" flag.

Parameter	Result	RL	MDL	DF	Qual	Parameter	Result	RL	MDL	DF	Qual
Acetone	ND	10	6.1	1		1,3-Dichloropropane	ND	1.0	0.30	1	
Benzene	ND	0.50	0.26	1		2,2-Dichloropropane	ND	1.0	0.40	1	
Bromobenzene	ND	1.0	0.47	1		1,1-Dichloropropene	ND	1.0	0.21	1	
Bromochloromethane	ND	1.0	0.68	1		c-1,3-Dichloropropene	ND	0.50	0.45	1	
Bromodichloromethane	ND	1.0	0.27	1		t-1,3-Dichloropropene	ND	0.50	0.31	1	
Bromoform	ND	1.0	0.62	1		Ethylbenzene	ND	1.0	0.17	1	
Bromomethane	ND	10	2.9	1		2-Hexanone	ND	10	1.9	1	
2-Butanone	ND	10	4.2	1		Isopropylbenzene	ND	1.0	0.24	1	
n-Butylbenzene	ND	1.0	0.29	1		p-Isopropyltoluene	ND	1.0	0.21	1	
sec-Butylbenzene	ND	1.0	0.21	1		Methylene Chloride	3.2	10.0	2.6	1	J
tert-Butylbenzene	ND	1.0	0.17	1		4-Methyl-2-Pentanone	ND	10	2.4	1	
Carbon Disulfide	ND	10	1.0	1		Naphthalene	ND	10	0.95	1	
Carbon Tetrachloride	ND	0.50	0.42	1		n-Propylbenzene	ND	1.0	0.30	1	
Chlorobenzene	ND	1.0	0.36	1		Styrene	ND	1.0	0.29	1	
Chloroethane	ND	1.0	0.52	1		1,1,1,2-Tetrachloroethane	ND	1.0	0.37	1	
Chloroform	ND	1.0	0.22	1		1,1,2,2-Tetrachloroethane	ND	1.0	0.37	1	
Chloromethane	ND	10	1.8	1		Tetrachloroethene	ND	1.0	0.29	1	
2-Chlorotoluene	ND	1.0	0.24	1		Toluene	ND	1.0	0.35	1	
4-Chlorotoluene	ND	1.0	0.30	1		1,2,3-Trichlorobenzene	ND	1.0	0.39	1	
Dibromochloromethane	ND	1.0	0.45	1		1,2,4-Trichlorobenzene	ND	1.0	0.35	1	
1,2-Dibromo-3-Chloropropane	ND	5.0	2.5	1		1,1,1-Trichloroethane	ND	1.0	0.32	1	
1,2-Dibromoethane	ND	1.0	0.81	1		1,1,2-Trichloro-1,2,2-Trifluoroethane	ND	10	0.54	1	
Dibromomethane	ND	1.0	0.42	1		1,1,2-Trichloroethane	ND	1.0	0.54	1	
1,2-Dichlorobenzene	ND	1.0	0.24	1		Trichloroethene	ND	1.0	0.30	1	
1,3-Dichlorobenzene	ND	1.0	0.38	1		Trichlorofluoromethane	ND	10	0.36	1	
1,4-Dichlorobenzene	ND	1.0	0.30	1		1,2,3-Trichloropropane	ND	5.0	2.3	1	
Dichlorodifluoromethane	ND	1.0	0.27	1		1,2,4-Trimethylbenzene	ND	1.0	0.26	1	
1,1-Dichloroethane	ND	1.0	0.53	1		1,3,5-Trimethylbenzene	ND	1.0	0.19	1	
1,2-Dichloroethane	ND	0.50	0.22	1		Vinyl Acetate	ND	10	3.2	1	
1,1-Dichloroethene	ND	1.0	0.31	1		Vinyl Chloride	ND	0.50	0.33	1	
c-1,2-Dichloroethene	ND	1.0	0.35	1		p/m-Xylene	ND	1.0	0.38	1	
t-1,2-Dichloroethene	ND	1.0	0.29	1		o-Xylene	ND	1.0	0.21	1	
1,2-Dichloropropane	ND	1.0	0.28	1		Methyl-t-Butyl Ether (MTBE)	ND	1.0	0.29	1	

Surrogates:	REC (%)	Control Limits	Qual	Surrogates:	REC (%)	Control Limits	Qual
Dibromofluoromethane	114	74-140		1,2-Dichloroethane-d4	131	74-146	
Toluene-d8	94	88-112		1,4-Bromofluorobenzene	86	74-110	

RL - Reporting Limit , DF - Dilution Factor , Qual - Qualifiers

Calscience Environmental Laboratories, Inc.

Analytical Report

Tetra Tech, Inc.	Date Received:	06/30/06
348 West Hospitality Lane, Ste 100	Work Order No:	06-06-1885
San Bernardino, CA 92408-3216	Preparation:	EPA 5030B
	Method:	EPA 8260B
	Units:	ug/L
Project: LMC Beaumont Site 1 / TC #18086-02		Page 2 of 8

Client Sample Number	Lab Sample Number	Date Collected	Matrix	Date Prepared	Date Analyzed	QC Batch ID
LEB-063006-GP	**06-06-1885-2**	**06/30/06**	**Aqueous**	**07/01/06**	**07/01/06**	**060701L01**

Comment(s): -Results were evaluated to the MDL, concentrations >= to the MDL but < RL, if found, are qualified with a "J" flag.

Parameter	Result	RL	MDL	DF	Qual	Parameter	Result	RL	MDL	DF	Qual
Acetone	11	10	6.1	1		1,3-Dichloropropane	ND	1.0	0.30	1	
Benzene	ND	0.50	0.26	1		2,2-Dichloropropane	ND	1.0	0.40	1	
Bromobenzene	ND	1.0	0.47	1		1,1-Dichloropropene	ND	1.0	0.21	1	
Bromochloromethane	ND	1.0	0.68	1		c-1,3-Dichloropropene	ND	0.50	0.45	1	
Bromodichloromethane	ND	1.0	0.27	1		t-1,3-Dichloropropene	ND	0.50	0.31	1	
Bromoform	ND	1.0	0.62	1		Ethylbenzene	ND	1.0	0.17	1	
Bromomethane	ND	10	2.9	1		2-Hexanone	ND	10	1.9	1	
2-Butanone	ND	10	4.2	1		Isopropylbenzene	ND	1.0	0.24	1	
n-Butylbenzene	ND	1.0	0.29	1		p-Isopropyltoluene	ND	1.0	0.21	1	
sec-Butylbenzene	ND	1.0	0.21	1		Methylene Chloride	ND	10	2.6	1	
tert-Butylbenzene	ND	1.0	0.17	1		4-Methyl-2-Pentanone	ND	10	2.4	1	
Carbon Disulfide	ND	10	1.0	1		Naphthalene	ND	10	0.95	1	
Carbon Tetrachloride	ND	0.50	0.42	1		n-Propylbenzene	ND	1.0	0.30	1	
Chlorobenzene	ND	1.0	0.36	1		Styrene	ND	1.0	0.29	1	
Chloroethane	ND	1.0	0.52	1		1,1,1,2-Tetrachloroethane	ND	1.0	0.37	1	
Chloroform	0.29	1.0	0.22	1	J	1,1,2,2-Tetrachloroethane	ND	1.0	0.37	1	
Chloromethane	ND	10	1.8	1		Tetrachloroethene	ND	1.0	0.29	1	
2-Chlorotoluene	ND	1.0	0.24	1		Toluene	ND	1.0	0.35	1	
4-Chlorotoluene	ND	1.0	0.30	1		1,2,3-Trichlorobenzene	ND	1.0	0.39	1	
Dibromochloromethane	ND	1.0	0.45	1		1,2,4-Trichlorobenzene	ND	1.0	0.35	1	
1,2-Dibromo-3-Chloropropane	ND	5.0	2.5	1		1,1,1-Trichloroethane	ND	1.0	0.32	1	
1,2-Dibromoethane	ND	1.0	0.81	1		1,1,2-Trichloro-1,2,2-Trifluoroethane	ND	10	0.54	1	
Dibromomethane	ND	1.0	0.42	1		1,1,2-Trichloroethane	ND	1.0	0.54	1	
1,2-Dichlorobenzene	ND	1.0	0.24	1		Trichloroethene	0.62	1.0	0.30	1	J
1,3-Dichlorobenzene	ND	1.0	0.38	1		Trichlorofluoromethane	ND	10	0.36	1	
1,4-Dichlorobenzene	ND	1.0	0.30	1		1,2,3-Trichloropropane	ND	5.0	2.3	1	
Dichlorodifluoromethane	ND	1.0	0.27	1		1,2,4-Trimethylbenzene	ND	1.0	0.26	1	
1,1-Dichloroethane	ND	1.0	0.53	1		1,3,5-Trimethylbenzene	ND	1.0	0.19	1	
1,2-Dichloroethane	ND	0.50	0.22	1		Vinyl Acetate	ND	10	3.2	1	
1,1-Dichloroethene	0.44	1.0	0.31	1	J	Vinyl Chloride	ND	0.50	0.33	1	
c-1,2-Dichloroethene	ND	1.0	0.35	1		p/m-Xylene	ND	1.0	0.38	1	
t-1,2-Dichloroethene	ND	1.0	0.29	1		o-Xylene	ND	1.0	0.21	1	
1,2-Dichloropropane	ND	1.0	0.28	1		Methyl-t-Butyl Ether (MTBE)	ND	1.0	0.29	1	

Surrogates:	REC (%)	Control Limits	Qual	Surrogates:	REC (%)	Control Limits	Qual
Dibromofluoromethane	119	74-140		1,2-Dichloroethane-d4	136	74-146	
Toluene-d8	94	88-112		1,4-Bromofluorobenzene	86	74-110	

RL - Reporting Limit , DF - Dilution Factor , Qual - Qualifiers

Calscience Environmental Laboratories, Inc.

Analytical Report

Tetra Tech, Inc.	Date Received:	06/30/06
348 West Hospitality Lane, Ste 100	Work Order No:	06-06-1885
San Bernardino, CA 92408-3216	Preparation:	EPA 5030B
	Method:	EPA 8260B
	Units:	ug/L
Project: LMC Beaumont Site 1 / TC #18086-02		Page 3 of 8

Client Sample Number	Lab Sample Number	Date Collected	Matrix	Date Prepared	Date Analyzed	QC Batch ID
MW-27	**06-06-1885-3**	**06/30/06**	**Aqueous**	**07/01/06**	**07/01/06**	**060701L01**

Comment(s): -Results were evaluated to the MDL, concentrations >= to the MDL but < RL, if found, are qualified with a "J" flag.

Parameter	Result	RL	MDL	DF	Qual	Parameter	Result	RL	MDL	DF	Qual
Acetone	7.7	10.0	6.1	1	J	1,3-Dichloropropane	ND	1.0	0.30	1	
Benzene	ND	0.50	0.26	1		2,2-Dichloropropane	ND	1.0	0.40	1	
Bromobenzene	ND	1.0	0.47	1		1,1-Dichloropropene	ND	1.0	0.21	1	
Bromochloromethane	ND	1.0	0.68	1		c-1,3-Dichloropropene	ND	0.50	0.45	1	
Bromodichloromethane	ND	1.0	0.27	1		t-1,3-Dichloropropene	ND	0.50	0.31	1	
Bromoform	ND	1.0	0.62	1		Ethylbenzene	ND	1.0	0.17	1	
Bromomethane	ND	10	2.9	1		2-Hexanone	ND	10	1.9	1	
2-Butanone	ND	10	4.2	1		Isopropylbenzene	ND	1.0	0.24	1	
n-Butylbenzene	ND	1.0	0.29	1		p-Isopropyltoluene	ND	1.0	0.21	1	
sec-Butylbenzene	ND	1.0	0.21	1		Methylene Chloride	ND	10	2.6	1	
tert-Butylbenzene	ND	1.0	0.17	1		4-Methyl-2-Pentanone	ND	10	2.4	1	
Carbon Disulfide	ND	10	1.0	1		Naphthalene	ND	10	0.95	1	
Carbon Tetrachloride	ND	0.50	0.42	1		n-Propylbenzene	ND	1.0	0.30	1	
Chlorobenzene	ND	1.0	0.36	1		Styrene	ND	1.0	0.29	1	
Chloroethane	ND	1.0	0.52	1		1,1,1,2-Tetrachloroethane	ND	1.0	0.37	1	
Chloroform	ND	1.0	0.22	1		1,1,2,2-Tetrachloroethane	ND	1.0	0.37	1	
Chloromethane	ND	10	1.8	1		Tetrachloroethene	ND	1.0	0.29	1	
2-Chlorotoluene	ND	1.0	0.24	1		Toluene	ND	1.0	0.35	1	
4-Chlorotoluene	ND	1.0	0.30	1		1,2,3-Trichlorobenzene	ND	1.0	0.39	1	
Dibromochloromethane	ND	1.0	0.45	1		1,2,4-Trichlorobenzene	ND	1.0	0.35	1	
1,2-Dibromo-3-Chloropropane	ND	5.0	2.5	1		1,1,1-Trichloroethane	ND	1.0	0.32	1	
1,2-Dibromoethane	ND	1.0	0.81	1		1,1,2-Trichloro-1,2,2-Trifluoroethane	ND	10	0.54	1	
Dibromomethane	ND	1.0	0.42	1		1,1,2-Trichloroethane	ND	1.0	0.54	1	
1,2-Dichlorobenzene	ND	1.0	0.24	1		Trichloroethene	0.66	1.0	0.30	1	J
1,3-Dichlorobenzene	ND	1.0	0.38	1		Trichlorofluoromethane	ND	10	0.36	1	
1,4-Dichlorobenzene	ND	1.0	0.30	1		1,2,3-Trichloropropane	ND	5.0	2.3	1	
Dichlorodifluoromethane	ND	1.0	0.27	1		1,2,4-Trimethylbenzene	ND	1.0	0.26	1	
1,1-Dichloroethane	ND	1.0	0.53	1		1,3,5-Trimethylbenzene	ND	1.0	0.19	1	
1,2-Dichloroethane	ND	0.50	0.22	1		Vinyl Acetate	ND	10	3.2	1	
1,1-Dichloroethene	0.63	1.0	0.31	1	J	Vinyl Chloride	ND	0.50	0.33	1	
c-1,2-Dichloroethene	ND	1.0	0.35	1		p/m-Xylene	ND	1.0	0.38	1	
t-1,2-Dichloroethene	ND	1.0	0.29	1		o-Xylene	ND	1.0	0.21	1	
1,2-Dichloropropane	ND	1.0	0.28	1		Methyl-t-Butyl Ether (MTBE)	ND	1.0	0.29	1	

Surrogates:	REC (%)	Control Limits	Qual	Surrogates:	REC (%)	Control Limits	Qual
Dibromofluoromethane	118	74-140		1,2-Dichloroethane-d4	137	74-146	
Toluene-d8	96	88-112		1,4-Bromofluorobenzene	86	74-110	

RL - Reporting Limit , DF - Dilution Factor , Qual - Qualifiers

Calscience Environmental Laboratories, Inc.

Analytical Report

Tetra Tech, Inc.	Date Received:	06/30/06
348 West Hospitality Lane, Ste 100	Work Order No:	06-06-1885
San Bernardino, CA 92408-3216	Preparation:	EPA 5030B
	Method:	EPA 8260B
	Units:	ug/L
Project: LMC Beaumont Site 1 / TC #18086-02		Page 4 of 8

Client Sample Number	Lab Sample Number	Date Collected	Matrix	Date Prepared	Date Analyzed	QC Batch ID
MW-01	**06-06-1885-4**	**06/30/06**	**Aqueous**	**07/05/06**	**07/05/06**	**060705L01**

Comment(s): -Results were evaluated to the MDL, concentrations >= to the MDL but < RL, if found, are qualified with a "J" flag.

Parameter	Result	RL	MDL	DF	Qual	Parameter	Result	RL	MDL	DF	Qual
Acetone	10	10	6.1	1	J	1,3-Dichloropropane	ND	1.0	0.30	1	
Benzene	ND	0.50	0.26	1		2,2-Dichloropropane	ND	1.0	0.40	1	
Bromobenzene	ND	1.0	0.47	1		1,1-Dichloropropene	ND	1.0	0.21	1	
Bromochloromethane	ND	1.0	0.68	1		c-1,3-Dichloropropene	ND	0.50	0.45	1	
Bromodichloromethane	ND	1.0	0.27	1		t-1,3-Dichloropropene	ND	0.50	0.31	1	
Bromoform	ND	1.0	0.62	1		Ethylbenzene	ND	1.0	0.17	1	
Bromomethane	ND	10	2.9	1		2-Hexanone	ND	10	1.9	1	
2-Butanone	ND	10	4.2	1		Isopropylbenzene	ND	1.0	0.24	1	
n-Butylbenzene	ND	1.0	0.29	1		p-Isopropyltoluene	ND	1.0	0.21	1	
sec-Butylbenzene	ND	1.0	0.21	1		Methylene Chloride	ND	10	2.6	1	
tert-Butylbenzene	ND	1.0	0.17	1		4-Methyl-2-Pentanone	ND	10	2.4	1	
Carbon Disulfide	ND	10	1.0	1		Naphthalene	ND	10	0.95	1	
Carbon Tetrachloride	ND	0.50	0.42	1		n-Propylbenzene	ND	1.0	0.30	1	
Chlorobenzene	ND	1.0	0.36	1		Styrene	ND	1.0	0.29	1	
Chloroethane	ND	1.0	0.52	1		1,1,1,2-Tetrachloroethane	ND	1.0	0.37	1	
Chloroform	0.62	1.0	0.22	1	J	1,1,2,2-Tetrachloroethane	ND	1.0	0.37	1	
Chloromethane	ND	10	1.8	1		Tetrachloroethene	ND	1.0	0.29	1	
2-Chlorotoluene	ND	1.0	0.24	1		Toluene	ND	1.0	0.35	1	
4-Chlorotoluene	ND	1.0	0.30	1		1,2,3-Trichlorobenzene	ND	1.0	0.39	1	
Dibromochloromethane	ND	1.0	0.45	1		1,2,4-Trichlorobenzene	ND	1.0	0.35	1	
1,2-Dibromo-3-Chloropropane	ND	5.0	2.5	1		1,1,1-Trichloroethane	3.0	1.0	0.32	1	
1,2-Dibromoethane	ND	1.0	0.81	1		1,1,2-Trichloro-1,2,2-Trifluoroethane	ND	10	0.54	1	
Dibromomethane	ND	1.0	0.42	1		1,1,2-Trichloroethane	1.0	1.0	0.54	1	
1,2-Dichlorobenzene	ND	1.0	0.24	1		Trichloroethene	87	1	0.30	1	
1,3-Dichlorobenzene	ND	1.0	0.38	1		Trichlorofluoromethane	ND	10	0.36	1	
1,4-Dichlorobenzene	ND	1.0	0.30	1		1,2,3-Trichloropropane	ND	5.0	2.3	1	
Dichlorodifluoromethane	ND	1.0	0.27	1		1,2,4-Trimethylbenzene	ND	1.0	0.26	1	
1,1-Dichloroethane	5.5	1.0	0.53	1		1,3,5-Trimethylbenzene	ND	1.0	0.19	1	
1,2-Dichloroethane	7.8	0.5	0.22	1		Vinyl Acetate	ND	10	3.2	1	
1,1-Dichloroethene	94	1	0.31	1		Vinyl Chloride	ND	0.50	0.33	1	
c-1,2-Dichloroethene	0.69	1.0	0.35	1	J	p/m-Xylene	ND	1.0	0.38	1	
t-1,2-Dichloroethene	ND	1.0	0.29	1		o-Xylene	ND	1.0	0.21	1	
1,2-Dichloropropane	ND	1.0	0.28	1		Methyl-t-Butyl Ether (MTBE)	ND	1.0	0.29	1	

Surrogates:	REC (%)	Control Limits	Qual	Surrogates:	REC (%)	Control Limits	Qual
Dibromofluoromethane	107	74-140		1,2-Dichloroethane-d4	120	74-146	
Toluene-d8	95	88-112		1,4-Bromofluorobenzene	88	74-110	

RL - Reporting Limit , DF - Dilution Factor , Qual - Qualifiers

Calscience Environmental Laboratories, Inc.

Analytical Report

Tetra Tech, Inc.	Date Received:	06/30/06
348 West Hospitality Lane, Ste 100	Work Order No:	06-06-1885
San Bernardino, CA 92408-3216	Preparation:	EPA 5030B
	Method:	EPA 8260B
	Units:	ug/L
Project: LMC Beaumont Site 1 / TC #18086-02		Page 5 of 8

Client Sample Number	Lab Sample Number	Date Collected	Matrix	Date Prepared	Date Analyzed	QC Batch ID
MW-31	**06-06-1885-5**	**06/30/06**	**Aqueous**	**07/01/06**	**07/01/06**	**060701L01**

Comment(s): -Results were evaluated to the MDL, concentrations >= to the MDL but < RL, if found, are qualified with a "J" flag.

Parameter	Result	RL	MDL	DF	Qual	Parameter	Result	RL	MDL	DF	Qual
Acetone	ND	10	6.1	1		1,3-Dichloropropane	ND	1.0	0.30	1	
Benzene	ND	0.50	0.26	1		2,2-Dichloropropane	ND	1.0	0.40	1	
Bromobenzene	ND	1.0	0.47	1		1,1-Dichloropropene	ND	1.0	0.21	1	
Bromochloromethane	ND	1.0	0.68	1		c-1,3-Dichloropropene	ND	0.50	0.45	1	
Bromodichloromethane	ND	1.0	0.27	1		t-1,3-Dichloropropene	ND	0.50	0.31	1	
Bromoform	ND	1.0	0.62	1		Ethylbenzene	ND	1.0	0.17	1	
Bromomethane	ND	10	2.9	1		2-Hexanone	ND	10	1.9	1	
2-Butanone	ND	10	4.2	1		Isopropylbenzene	ND	1.0	0.24	1	
n-Butylbenzene	ND	1.0	0.29	1		p-Isopropyltoluene	ND	1.0	0.21	1	
sec-Butylbenzene	ND	1.0	0.21	1		Methylene Chloride	ND	10	2.6	1	
tert-Butylbenzene	ND	1.0	0.17	1		4-Methyl-2-Pentanone	ND	10	2.4	1	
Carbon Disulfide	ND	10	1.0	1		Naphthalene	ND	10	0.95	1	
Carbon Tetrachloride	ND	0.50	0.42	1		n-Propylbenzene	ND	1.0	0.30	1	
Chlorobenzene	ND	1.0	0.36	1		Styrene	ND	1.0	0.29	1	
Chloroethane	ND	1.0	0.52	1		1,1,1,2-Tetrachloroethane	ND	1.0	0.37	1	
Chloroform	ND	1.0	0.22	1		1,1,2,2-Tetrachloroethane	ND	1.0	0.37	1	
Chloromethane	ND	10	1.8	1		Tetrachloroethene	ND	1.0	0.29	1	
2-Chlorotoluene	ND	1.0	0.24	1		Toluene	ND	1.0	0.35	1	
4-Chlorotoluene	ND	1.0	0.30	1		1,2,3-Trichlorobenzene	ND	1.0	0.39	1	
Dibromochloromethane	ND	1.0	0.45	1		1,2,4-Trichlorobenzene	ND	1.0	0.35	1	
1,2-Dibromo-3-Chloropropane	ND	5.0	2.5	1		1,1,1-Trichloroethane	ND	1.0	0.32	1	
1,2-Dibromoethane	ND	1.0	0.81	1		1,1,2-Trichloro-1,2,2-Trifluoroethane	ND	10	0.54	1	
Dibromomethane	ND	1.0	0.42	1		1,1,2-Trichloroethane	ND	1.0	0.54	1	
1,2-Dichlorobenzene	ND	1.0	0.24	1		Trichloroethene	6.1	1.0	0.30	1	
1,3-Dichlorobenzene	ND	1.0	0.38	1		Trichlorofluoromethane	ND	10	0.36	1	
1,4-Dichlorobenzene	ND	1.0	0.30	1		1,2,3-Trichloropropane	ND	5.0	2.3	1	
Dichlorodifluoromethane	ND	1.0	0.27	1		1,2,4-Trimethylbenzene	ND	1.0	0.26	1	
1,1-Dichloroethane	ND	1.0	0.53	1		1,3,5-Trimethylbenzene	ND	1.0	0.19	1	
1,2-Dichloroethane	ND	0.50	0.22	1		Vinyl Acetate	ND	10	3.2	1	
1,1-Dichloroethene	2.3	1.0	0.31	1		Vinyl Chloride	ND	0.50	0.33	1	
c-1,2-Dichloroethene	ND	1.0	0.35	1		p/m-Xylene	ND	1.0	0.38	1	
t-1,2-Dichloroethene	ND	1.0	0.29	1		o-Xylene	ND	1.0	0.21	1	
1,2-Dichloropropane	ND	1.0	0.28	1		Methyl-t-Butyl Ether (MTBE)	ND	1.0	0.29	1	

Surrogates:	REC (%)	Control Limits	Qual	Surrogates:	REC (%)	Control Limits	Qual
Dibromofluoromethane	124	74-140		1,2-Dichloroethane-d4	145	74-146	
Toluene-d8	94	88-112		1,4-Bromofluorobenzene	85	74-110	

RL - Reporting Limit , DF - Dilution Factor , Qual - Qualifiers

Calscience Environmental Laboratories, Inc.

Analytical Report

Tetra Tech, Inc.	Date Received:	06/30/06
348 West Hospitality Lane, Ste 100	Work Order No:	06-06-1885
San Bernardino, CA 92408-3216	Preparation:	EPA 5030B
	Method:	EPA 8260B
	Units:	ug/L
Project: LMC Beaumont Site 1 / TC #18086-02		Page 6 of 8

Client Sample Number	Lab Sample Number	Date Collected	Matrix	Date Prepared	Date Analyzed	QC Batch ID
MW-53	**06-06-1885-6**	**06/30/06**	**Aqueous**	**07/01/06**	**07/01/06**	**060701L01**

Comment(s): -Results were evaluated to the MDL, concentrations >= to the MDL but < RL, if found, are qualified with a "J" flag.

Parameter	Result	RL	MDL	DF	Qual	Parameter	Result	RL	MDL	DF	Qual
Acetone	6.4	10.0	6.1	1	J	1,3-Dichloropropane	ND	1.0	0.30	1	
Benzene	ND	0.50	0.26	1		2,2-Dichloropropane	ND	1.0	0.40	1	
Bromobenzene	ND	1.0	0.47	1		1,1-Dichloropropene	ND	1.0	0.21	1	
Bromochloromethane	ND	1.0	0.68	1		c-1,3-Dichloropropene	ND	0.50	0.45	1	
Bromodichloromethane	ND	1.0	0.27	1		t-1,3-Dichloropropene	ND	0.50	0.31	1	
Bromoform	ND	1.0	0.62	1		Ethylbenzene	ND	1.0	0.17	1	
Bromomethane	ND	10	2.9	1		2-Hexanone	ND	10	1.9	1	
2-Butanone	ND	10	4.2	1		Isopropylbenzene	ND	1.0	0.24	1	
n-Butylbenzene	ND	1.0	0.29	1		p-Isopropyltoluene	ND	1.0	0.21	1	
sec-Butylbenzene	ND	1.0	0.21	1		Methylene Chloride	ND	10	2.6	1	
tert-Butylbenzene	ND	1.0	0.17	1		4-Methyl-2-Pentanone	ND	10	2.4	1	
Carbon Disulfide	ND	10	1.0	1		Naphthalene	ND	10	0.95	1	
Carbon Tetrachloride	ND	0.50	0.42	1		n-Propylbenzene	ND	1.0	0.30	1	
Chlorobenzene	ND	1.0	0.36	1		Styrene	ND	1.0	0.29	1	
Chloroethane	ND	1.0	0.52	1		1,1,1,2-Tetrachloroethane	ND	1.0	0.37	1	
Chloroform	ND	1.0	0.22	1		1,1,2,2-Tetrachloroethane	ND	1.0	0.37	1	
Chloromethane	ND	10	1.8	1		Tetrachloroethene	ND	1.0	0.29	1	
2-Chlorotoluene	ND	1.0	0.24	1		Toluene	ND	1.0	0.35	1	
4-Chlorotoluene	ND	1.0	0.30	1		1,2,3-Trichlorobenzene	ND	1.0	0.39	1	
Dibromochloromethane	ND	1.0	0.45	1		1,2,4-Trichlorobenzene	ND	1.0	0.35	1	
1,2-Dibromo-3-Chloropropane	ND	5.0	2.5	1		1,1,1-Trichloroethane	0.53	1.0	0.32	1	J
1,2-Dibromoethane	ND	1.0	0.81	1		1,1,2-Trichloro-1,2,2-Trifluoroethane	ND	10	0.54	1	
Dibromomethane	ND	1.0	0.42	1		1,1,2-Trichloroethane	ND	1.0	0.54	1	
1,2-Dichlorobenzene	ND	1.0	0.24	1		Trichloroethene	8.4	1.0	0.30	1	
1,3-Dichlorobenzene	ND	1.0	0.38	1		Trichlorofluoromethane	ND	10	0.36	1	
1,4-Dichlorobenzene	ND	1.0	0.30	1		1,2,3-Trichloropropane	ND	5.0	2.3	1	
Dichlorodifluoromethane	ND	1.0	0.27	1		1,2,4-Trimethylbenzene	ND	1.0	0.26	1	
1,1-Dichloroethane	ND	1.0	0.53	1		1,3,5-Trimethylbenzene	ND	1.0	0.19	1	
1,2-Dichloroethane	ND	0.50	0.22	1		Vinyl Acetate	ND	10	3.2	1	
1,1-Dichloroethene	8.2	1.0	0.31	1		Vinyl Chloride	ND	0.50	0.33	1	
c-1,2-Dichloroethene	ND	1.0	0.35	1		p/m-Xylene	ND	1.0	0.38	1	
t-1,2-Dichloroethene	ND	1.0	0.29	1		o-Xylene	ND	1.0	0.21	1	
1,2-Dichloropropane	ND	1.0	0.28	1		Methyl-t-Butyl Ether (MTBE)	ND	1.0	0.29	1	

Surrogates:	REC (%)	Control Limits	Qual	Surrogates:	REC (%)	Control Limits	Qual
Dibromofluoromethane	122	74-140		1,2-Dichloroethane-d4	143	74-146	
Toluene-d8	95	88-112		1,4-Bromofluorobenzene	86	74-110	

RL - Reporting Limit , DF - Dilution Factor , Qual - Qualifiers

Calscience Environmental Laboratories, Inc.

Analytical Report

Tetra Tech, Inc.	Date Received:	06/30/06
348 West Hospitality Lane, Ste 100	Work Order No:	06-06-1885
San Bernardino, CA 92408-3216	Preparation:	EPA 5030B
	Method:	EPA 8260B
	Units:	ug/L
Project: LMC Beaumont Site 1 / TC #18086-02		Page 7 of 8

Client Sample Number	Lab Sample Number	Date Collected	Matrix	Date Prepared	Date Analyzed	QC Batch ID
Method Blank	**099-10-006-18,436**	**N/A**	**Aqueous**	**07/01/06**	**07/01/06**	**060701L01**

Comment(s): -Results were evaluated to the MDL, concentrations >= to the MDL but < RL, if found, are qualified with a "J" flag.

Parameter	Result	RL	MDL	DF	Qual	Parameter	Result	RL	MDL	DF	Qual
Acetone	ND	10	6.1	1		1,3-Dichloropropane	ND	1.0	0.30	1	
Benzene	ND	0.50	0.26	1		2,2-Dichloropropane	ND	1.0	0.40	1	
Bromobenzene	ND	1.0	0.47	1		1,1-Dichloropropene	ND	1.0	0.21	1	
Bromochloromethane	ND	1.0	0.68	1		c-1,3-Dichloropropene	ND	0.50	0.45	1	
Bromodichloromethane	ND	1.0	0.27	1		t-1,3-Dichloropropene	ND	0.50	0.31	1	
Bromoform	ND	1.0	0.62	1		Ethylbenzene	ND	1.0	0.17	1	
Bromomethane	ND	10	2.9	1		2-Hexanone	ND	10	1.9	1	
2-Butanone	ND	10	4.2	1		Isopropylbenzene	ND	1.0	0.24	1	
n-Butylbenzene	ND	1.0	0.29	1		p-Isopropyltoluene	ND	1.0	0.21	1	
sec-Butylbenzene	ND	1.0	0.21	1		Methylene Chloride	ND	10	2.6	1	
tert-Butylbenzene	ND	1.0	0.17	1		4-Methyl-2-Pentanone	ND	10	2.4	1	
Carbon Disulfide	ND	10	1.0	1		Naphthalene	ND	10	0.95	1	
Carbon Tetrachloride	ND	0.50	0.42	1		n-Propylbenzene	ND	1.0	0.30	1	
Chlorobenzene	ND	1.0	0.36	1		Styrene	ND	1.0	0.29	1	
Chloroethane	ND	1.0	0.52	1		1,1,1,2-Tetrachloroethane	ND	1.0	0.37	1	
Chloroform	ND	1.0	0.22	1		1,1,2,2-Tetrachloroethane	ND	1.0	0.37	1	
Chloromethane	ND	10	1.8	1		Tetrachloroethene	ND	1.0	0.29	1	
2-Chlorotoluene	ND	1.0	0.24	1		Toluene	ND	1.0	0.35	1	
4-Chlorotoluene	ND	1.0	0.30	1		1,2,3-Trichlorobenzene	ND	1.0	0.39	1	
Dibromochloromethane	ND	1.0	0.45	1		1,2,4-Trichlorobenzene	ND	1.0	0.35	1	
1,2-Dibromo-3-Chloropropane	ND	5.0	2.5	1		1,1,1-Trichloroethane	ND	1.0	0.32	1	
1,2-Dibromoethane	ND	1.0	0.81	1		1,1,2-Trichloro-1,2,2-Trifluoroethane	ND	10	0.54	1	
Dibromomethane	ND	1.0	0.42	1		1,1,2-Trichloroethane	ND	1.0	0.54	1	
1,2-Dichlorobenzene	ND	1.0	0.24	1		Trichloroethene	ND	1.0	0.30	1	
1,3-Dichlorobenzene	ND	1.0	0.38	1		Trichlorofluoromethane	ND	10	0.36	1	
1,4-Dichlorobenzene	ND	1.0	0.30	1		1,2,3-Trichloropropane	ND	5.0	2.3	1	
Dichlorodifluoromethane	ND	1.0	0.27	1		1,2,4-Trimethylbenzene	ND	1.0	0.26	1	
1,1-Dichloroethane	ND	1.0	0.53	1		1,3,5-Trimethylbenzene	ND	1.0	0.19	1	
1,2-Dichloroethane	ND	0.50	0.22	1		Vinyl Acetate	ND	10	3.2	1	
1,1-Dichloroethene	ND	1.0	0.31	1		Vinyl Chloride	ND	0.50	0.33	1	
c-1,2-Dichloroethene	ND	1.0	0.35	1		p/m-Xylene	ND	1.0	0.38	1	
t-1,2-Dichloroethene	ND	1.0	0.29	1		o-Xylene	ND	1.0	0.21	1	
1,2-Dichloropropane	ND	1.0	0.28	1		Methyl-t-Butyl Ether (MTBE)	ND	1.0	0.29	1	

Surrogates:	REC (%)	Control Limits	Qual	Surrogates:	REC (%)	Control Limits	Qual
Dibromofluoromethane	106	74-140		1,2-Dichloroethane-d4	119	74-146	
Toluene-d8	94	88-112		1,4-Bromofluorobenzene	89	74-110	

RL - Reporting Limit , DF - Dilution Factor , Qual - Qualifiers

Calscience Environmental Laboratories, Inc.

Analytical Report

Tetra Tech, Inc.	Date Received:	06/30/06
348 West Hospitality Lane, Ste 100	Work Order No:	06-06-1885
San Bernardino, CA 92408-3216	Preparation:	EPA 5030B
	Method:	EPA 8260B
	Units:	ug/L
Project: LMC Beaumont Site 1 / TC #18086-02		Page 8 of 8

Client Sample Number	Lab Sample Number	Date Collected	Matrix	Date Prepared	Date Analyzed	QC Batch ID
Method Blank	**099-10-006-18,446**	**N/A**	**Aqueous**	**07/05/06**	**07/05/06**	**060705L01**

Comment(s): -Results were evaluated to the MDL, concentrations >= to the MDL but < RL, if found, are qualified with a "J" flag.

Parameter	Result	RL	MDL	DF	Qual	Parameter	Result	RL	MDL	DF	Qual
Acetone	ND	10	6.1	1		1,3-Dichloropropane	ND	1.0	0.30	1	
Benzene	ND	0.50	0.26	1		2,2-Dichloropropane	ND	1.0	0.40	1	
Bromobenzene	ND	1.0	0.47	1		1,1-Dichloropropene	ND	1.0	0.21	1	
Bromochloromethane	ND	1.0	0.68	1		c-1,3-Dichloropropene	ND	0.50	0.45	1	
Bromodichloromethane	ND	1.0	0.27	1		t-1,3-Dichloropropene	ND	0.50	0.31	1	
Bromoform	ND	1.0	0.62	1		Ethylbenzene	ND	1.0	0.17	1	
Bromomethane	ND	10	2.9	1		2-Hexanone	ND	10	1.9	1	
2-Butanone	ND	10	4.2	1		Isopropylbenzene	ND	1.0	0.24	1	
n-Butylbenzene	ND	1.0	0.29	1		p-Isopropyltoluene	ND	1.0	0.21	1	
sec-Butylbenzene	ND	1.0	0.21	1		Methylene Chloride	3.0	10.0	2.6	1	J
tert-Butylbenzene	ND	1.0	0.17	1		4-Methyl-2-Pentanone	ND	10	2.4	1	
Carbon Disulfide	ND	10	1.0	1		Naphthalene	ND	10	0.95	1	
Carbon Tetrachloride	ND	0.50	0.42	1		n-Propylbenzene	ND	1.0	0.30	1	
Chlorobenzene	ND	1.0	0.36	1		Styrene	ND	1.0	0.29	1	
Chloroethane	ND	1.0	0.52	1		1,1,1,2-Tetrachloroethane	ND	1.0	0.37	1	
Chloroform	ND	1.0	0.22	1		1,1,2,2-Tetrachloroethane	ND	1.0	0.37	1	
Chloromethane	ND	10	1.8	1		Tetrachloroethene	ND	1.0	0.29	1	
2-Chlorotoluene	ND	1.0	0.24	1		Toluene	ND	1.0	0.35	1	
4-Chlorotoluene	ND	1.0	0.30	1		1,2,3-Trichlorobenzene	ND	1.0	0.39	1	
Dibromochloromethane	ND	1.0	0.45	1		1,2,4-Trichlorobenzene	ND	1.0	0.35	1	
1,2-Dibromo-3-Chloropropane	ND	5.0	2.5	1		1,1,1-Trichloroethane	ND	1.0	0.32	1	
1,2-Dibromoethane	ND	1.0	0.81	1		1,1,2-Trichloro-1,2,2-Trifluoroethane	ND	10	0.54	1	
Dibromomethane	ND	1.0	0.42	1		1,1,2-Trichloroethane	ND	1.0	0.54	1	
1,2-Dichlorobenzene	ND	1.0	0.24	1		Trichloroethene	ND	1.0	0.30	1	
1,3-Dichlorobenzene	ND	1.0	0.38	1		Trichlorofluoromethane	ND	10	0.36	1	
1,4-Dichlorobenzene	ND	1.0	0.30	1		1,2,3-Trichloropropane	ND	5.0	2.3	1	
Dichlorodifluoromethane	ND	1.0	0.27	1		1,2,4-Trimethylbenzene	ND	1.0	0.26	1	
1,1-Dichloroethane	ND	1.0	0.53	1		1,3,5-Trimethylbenzene	ND	1.0	0.19	1	
1,2-Dichloroethane	ND	0.50	0.22	1		Vinyl Acetate	ND	10	3.2	1	
1,1-Dichloroethene	ND	1.0	0.31	1		Vinyl Chloride	ND	0.50	0.33	1	
c-1,2-Dichloroethene	ND	1.0	0.35	1		p/m-Xylene	ND	1.0	0.38	1	
t-1,2-Dichloroethene	ND	1.0	0.29	1		o-Xylene	ND	1.0	0.21	1	
1,2-Dichloropropane	ND	1.0	0.28	1		Methyl-t-Butyl Ether (MTBE)	ND	1.0	0.29	1	

Surrogates:	REC (%)	Control Limits	Qual	Surrogates:	REC (%)	Control Limits	Qual
Dibromofluoromethane	105	74-140		1,2-Dichloroethane-d4	117	74-146	
Toluene-d8	95	88-112		1,4-Bromofluorobenzene	90	74-110	

RL - Reporting Limit , DF - Dilution Factor , Qual - Qualifiers

Calscience Environmental Laboratories, Inc.

EPA 8260B Tentatively Identified Compound List

Work Order	CEL Sample	Client ID	Q	Compound	CAS NUMBER	RT	On Column Conc. ug/L	Estimated Conc. ug/L
06-06-1885				No TICs found for all samples				

Q Qualifier
RT Retention Time

7440 Lincoln Way, Garden Grove, CA 92841-1432 • TEL: (714) 895-5494 • FAX: (714) 894-7501

Calscience Environmental Laboratories, Inc.

Quality Control - Spike/Spike Duplicate

Tetra Tech, Inc.
348 West Hospitality Lane, Ste 100
San Bernardino, CA 92408-3216

Date Received: 06/30/06
Work Order No: 06-06-1885
Preparation: N/A
Method: EPA 314.0

Project LMC Beaumont Site 1 / TC #18086-02

Quality Control Sample ID	Matrix	Instrument	Date Prepared	Date Analyzed	MS/MSD Batch Number
LEB-063006-GP	**Aqueous**	**IC 6**	**N/A**	**07/07/06**	**060707S01**

Parameter	MS %REC	MSD %REC	%REC CL	RPD	RPD CL	Qualifiers
Perchlorate	94	94	80-120	0	0-15	

RPD - Relative Percent Difference , CL - Control Limit

Calscience Environmental Laboratories, Inc.

Quality Control - Spike/Spike Duplicate

Tetra Tech, Inc.
348 West Hospitality Lane, Ste 100
San Bernardino, CA 92408-3216

Date Received: 06/30/06
Work Order No: 06-06-1885
Preparation: EPA 5030B
Method: EPA 8260B

Project LMC Beaumont Site 1 / TC #18086-02

Quality Control Sample ID	Matrix	Instrument	Date Prepared	Date Analyzed	MS/MSD Batch Number
06-06-1864-7	**Aqueous**	**GC/MS T**	**07/01/06**	**07/01/06**	**060701S01**

Parameter	MS %REC	MSD %REC	%REC CL	RPD	RPD CL	Qualifiers
Benzene	95	95	88-118	0	0-7	
Carbon Tetrachloride	111	108	67-145	3	0-11	
Chlorobenzene	97	97	88-118	0	0-7	
1,2-Dichlorobenzene	99	98	86-116	1	0-8	
1,1-Dichloroethene	96	94	70-130	2	0-25	
Toluene	101	98	87-123	3	0-8	
Trichloroethene	100	99	79-127	1	0-10	
Vinyl Chloride	71	76	69-129	7	0-13	
Methyl-t-Butyl Ether (MTBE)	101	103	71-131	1	0-13	
Tert-Butyl Alcohol (TBA)	89	93	36-168	4	0-45	
Diisopropyl Ether (DIPE)	96	96	81-123	0	0-9	
Ethyl-t-Butyl Ether (ETBE)	98	98	72-126	0	0-12	
Tert-Amyl-Methyl Ether (TAME)	104	103	72-126	1	0-12	
Ethanol	99	99	53-149	0	0-31	

RPD - Relative Percent Difference , CL - Control Limit

Calscience Environmental Laboratories, Inc.

Quality Control - Spike/Spike Duplicate

Tetra Tech, Inc.
348 West Hospitality Lane, Ste 100
San Bernardino, CA 92408-3216

Date Received: 06/30/06
Work Order No: 06-06-1885
Preparation: EPA 5030B
Method: EPA 8260B

Project LMC Beaumont Site 1 / TC #18086-02

Quality Control Sample ID	Matrix	Instrument	Date Prepared	Date Analyzed	MS/MSD Batch Number
MW-01	**Aqueous**	**GC/MS T**	**07/05/06**	**07/05/06**	**060705S01**

Parameter	MS %REC	MSD %REC	%REC CL	RPD	RPD CL	Qualifiers
Benzene	95	95	88-118	0	0-7	
Carbon Tetrachloride	106	105	67-145	1	0-11	
Chlorobenzene	97	95	88-118	2	0-7	
1,2-Dichlorobenzene	98	98	86-116	0	0-8	
1,1-Dichloroethene	57	66	70-130	4	0-25	3
Toluene	99	99	87-123	1	0-8	
Trichloroethene	87	88	79-127	0	0-10	
Vinyl Chloride	67	74	69-129	10	0-13	3
Methyl-t-Butyl Ether (MTBE)	100	103	71-131	3	0-13	
Tert-Butyl Alcohol (TBA)	90	96	36-168	6	0-45	
Diisopropyl Ether (DIPE)	94	96	81-123	3	0-9	
Ethyl-t-Butyl Ether (ETBE)	97	99	72-126	2	0-12	
Tert-Amyl-Methyl Ether (TAME)	106	106	72-126	0	0-12	
Ethanol	96	96	53-149	0	0-31	

RPD - Relative Percent Difference , CL - Control Limit

Calscience Environmental Laboratories, Inc.

Quality Control - LCS/LCS Duplicate

Tetra Tech, Inc.	Date Received:	N/A
348 West Hospitality Lane, Ste 100	Work Order No:	06-06-1885
San Bernardino, CA 92408-3216	Preparation:	N/A
	Method:	EPA 314.0

Project: LMC Beaumont Site 1 / TC #18086-02

Quality Control Sample ID	Matrix	Instrument	Date Prepared	Date Analyzed	LCS/LCSD Batch Number
099-05-203-426	**Aqueous**	**IC 6**	**N/A**	**07/07/06**	**060707L01**

Parameter	LCS %REC	LCSD %REC	%REC CL	RPD	RPD CL	Qualifiers
Perchlorate	93	92	85-115	1	0-15	

RPD - Relative Percent Difference , CL - Control Limit

Calscience Environmental Laboratories, Inc.

Quality Control - LCS/LCS Duplicate

Tetra Tech, Inc.
348 West Hospitality Lane, Ste 100
San Bernardino, CA 92408-3216

Date Received: N/A
Work Order No: 06-06-1885
Preparation: EPA 3520B
Method: EPA 8270C(M) Isotope Dilution

Project: LMC Beaumont Site 1 / TC #18086-02

Quality Control Sample ID	Matrix	Instrument	Date Prepared	Date Analyzed	LCS/LCSD Batch Number
099-09-004-607	**Aqueous**	**GC/MS P**	**07/05/06**	**07/07/06**	**060705L13**

Parameter	LCS %REC	LCSD %REC	%REC CL	RPD	RPD CL	Qualifiers
1,4-Dioxane	100	104	50-130	5	0-20	

RPD - Relative Percent Difference , CL - Control Limit

Calscience Environmental Laboratories, Inc.

Quality Control - LCS/LCS Duplicate

Tetra Tech, Inc.
348 West Hospitality Lane, Ste 100
San Bernardino, CA 92408-3216

Date Received: N/A
Work Order No: 06-06-1885
Preparation: EPA 5030B
Method: EPA 8260B

Project: LMC Beaumont Site 1 / TC #18086-02

Quality Control Sample ID	Matrix	Instrument	Date Prepared	Date Analyzed	LCS/LCSD Batch Number
099-10-006-18,436	**Aqueous**	**GC/MS T**	**07/01/06**	**07/01/06**	**060701L01**

Parameter	LCS %REC	LCSD %REC	%REC CL	RPD	RPD CL	Qualifiers
Benzene	94	94	84-120	0	0-8	
Carbon Tetrachloride	109	108	63-147	1	0-10	
Chlorobenzene	98	96	89-119	2	0-7	
1,2-Dichlorobenzene	98	98	89-119	0	0-9	
1,1-Dichloroethene	102	101	77-125	1	0-16	
Toluene	101	99	83-125	2	0-9	
Trichloroethene	99	97	89-119	2	0-8	
Vinyl Chloride	76	76	63-135	1	0-13	
Methyl-t-Butyl Ether (MTBE)	102	103	82-118	0	0-13	
Tert-Butyl Alcohol (TBA)	88	89	46-154	0	0-32	
Diisopropyl Ether (DIPE)	96	97	81-123	1	0-11	
Ethyl-t-Butyl Ether (ETBE)	99	100	74-122	1	0-12	
Tert-Amyl-Methyl Ether (TAME)	105	104	76-124	0	0-10	
Ethanol	93	92	60-138	1	0-32	

RPD - Relative Percent Difference , CL - Control Limit

Calscience Environmental Laboratories, Inc.

Quality Control - LCS/LCS Duplicate

Tetra Tech, Inc.
348 West Hospitality Lane, Ste 100
San Bernardino, CA 92408-3216

Date Received: N/A
Work Order No: 06-06-1885
Preparation: EPA 5030B
Method: EPA 8260B

Project: LMC Beaumont Site 1 / TC #18086-02

Quality Control Sample ID	Matrix	Instrument	Date Prepared	Date Analyzed	LCS/LCSD Batch Number
099-10-006-18,446	**Aqueous**	**GC/MS T**	**07/05/06**	**07/05/06**	**060705L01**

Parameter	LCS %REC	LCSD %REC	%REC CL	RPD	RPD CL	Qualifiers
Benzene	94	93	84-120	2	0-8	
Carbon Tetrachloride	109	104	63-147	5	0-10	
Chlorobenzene	97	94	89-119	3	0-7	
1,2-Dichlorobenzene	98	97	89-119	0	0-9	
1,1-Dichloroethene	100	95	77-125	4	0-16	
Toluene	99	97	83-125	2	0-9	
Trichloroethene	99	97	89-119	1	0-8	
Vinyl Chloride	74	72	63-135	3	0-13	
Methyl-t-Butyl Ether (MTBE)	104	104	82-118	0	0-13	
Tert-Butyl Alcohol (TBA)	101	98	46-154	3	0-32	
Diisopropyl Ether (DIPE)	97	96	81-123	2	0-11	
Ethyl-t-Butyl Ether (ETBE)	102	100	74-122	1	0-12	
Tert-Amyl-Methyl Ether (TAME)	108	108	76-124	0	0-10	
Ethanol	104	99	60-138	5	0-32	

RPD - Relative Percent Difference , CL - Control Limit

Calscience Environmental Laboratories, Inc.

Glossary of Terms and Qualifiers

Work Order Number: 06-06-1885

Qualifier	Definition
*	See applicable analysis comment.
1	Surrogate compound recovery was out of control due to a required sample dilution, therefore, the sample data was reported without further clarification.
2	Surrogate compound recovery was out of control due to matrix interference. The associated method blank surrogate spike compound was in control and, therefore, the sample data was reported without further clarification.
3	Recovery of the Matrix Spike or Matrix Spike Duplicate compound was out of control due to matrix interference. The associated LCS and/or LCSD was in control and, therefore, the sample data was reported without further clarification.
4	The MS/MSD RPD was out of control due to matrix interference. The LCS/LCSD RPD was in control and, therefore, the sample data was reported without further clarification.
5	The PDS/PDSD associated with this batch of samples was out of control due to a matrix interference effect. The associated batch LCS/LCSD was in control and, hence, the associated sample data was reported with no further corrective action required.
A	Result is the average of all dilutions, as defined by the method.
B	Analyte was present in the associated method blank.
C	Analyte presence was not confirmed on primary column.
E	Concentration exceeds the calibration range.
H	Sample received and/or analyzed past the recommended holding time.
J	Analyte was detected at a concentration below the reporting limit and above the laboratory method detection limit. Reported value is estimated.
N	Nontarget Analyte.
ND	Parameter not detected at the indicated reporting limit.
Q	Spike recovery and RPD control limits do not apply resulting from the parameter concentration in the sample exceeding the spike concentration by a factor of four or greater.
U	Undetected at the laboratory method detection limit.
X	% Recovery and/or RPD out-of-range.
Z	Analyte presence was not confirmed by second column or GC/MS analysis.

CHAIN OF CUSTODY RECORD

TETRA TECH, INC.
348 W. Hospitality Lane, Suite 100
San Bernardino, California 92408
Telephone: (909) 381-1674
FAX: (909) 889-1391

SHIP TO: Calscience (via courier)

06-06-1885 DATE 06/30/2006 PAGE 1 OF 1

CLIENT: Tetra Tech
PROJECT NAME: LMC Beaumont Site 1
PROJECT MANAGER: Brenda Meyer
TC #: 18086-02
SAMPLERS (Signatures)

PARAMETERS

LINE ITEM	SAMPLE NO.	DATE	TIME	VOCs + TIC Search (SW8260B)	Perchlorate (314.0)	1,4-Dioxane (SW8270C-M)	FILTERED/UNFILTERED	MATRIX TYPE	CONTAINER TYPE	NUMBER OF CONTAINERS	PRESERVATIVE
1.	LTB-063006	06/30/2006	0600	X			Un	W	G	2	HCl
2.	LEB-063006-GP		0630	X	X	X	Un	W	G/P	5	HCl Na$_2$S$_2$O$_3$
3.	MW-27		0841	X	X	X					
4.	MW-01		1010	X	X	X					
5.	~~DUP-53~~ MW-31		1146	X	X	X					
6.	MW-53		1254	X	X	X					
7.											
8.											
9.											
10.											

TURN-AROUND TIME: Standard

OBSERVATIONS/COMMENTS: Report all Data to the MDL

FILTERING: ☐ FILTERED ☐ UNFILTERED

MATRIX TYPE: S - Soil; M - Sediment; W - Water

CONTAINER TYPE: G - Glass Bottle/Jar; SB - Brass Sleeve; SS - Stainless Steel Sleeve; P - Plastic Bottle/Jar

PRESERVATIVES: (Water Only) HCL; NaOH; NR (None required); H_2SO_4

RELINQUISHED BY	SIGNATURE		DATE	TIME	TOTAL NUMBER OF CONTAINERS ON THIS CHAIN OF CUSTODY:
David Bertolacci		TETRA TECH, INC.	06/30/2006	1500	27
RECEIVED BY: BAC TA	SIGNATURE	COMPANY CEC	DATE 6/30/6	TIME 15:15	METHOD OF SHIPMENT/SHIPMENT NO. courier
RELINQUISHED BY: BAC TA	SIGNATURE	COMPANY CEC	DATE 6/30/6	TIME 17:00	Special Shipping/Handling/Storage Requirements:
RECEIVED BY: KHOA NGHIEM	SIGNATURE	COMPANY CEL	DATE 6/30/6	TIME 1700	

DISTRIBUTION: White and Pink = Tetra Tech, Inc. Canary = Laboratory

X:\GISMATT-MISC\COCR.CDR

Calscience Environmental Laboratories, Inc.

WORK ORDER #: 06 - 06 - 1885

Cooler 1 of 1

SAMPLE RECEIPT FORM

CLIENT: Tetra Tech **DATE:** 8/30/06

TEMPERATURE – SAMPLES RECEIVED BY:

CALSCIENCE COURIER:

- _____ Chilled, cooler with temperature blank provided.
- _____ Chilled, cooler without temperature blank.
- ✓ Chilled and placed in cooler with wet ice.
- _____ Ambient and placed in cooler with wet ice.
- _____ Ambient temperature.
- 2.0 °C Temperature blank.

LABORATORY (Other than Calscience Courier):

- _____ °C Temperature blank.
- _____ °C IR thermometer.
- _____ Ambient temperature.

Initial: [signature]

CUSTODY SEAL INTACT:

Sample(s): _____ Cooler: _____ No (Not Intact) : _____ Not Applicable (N/A): ✓

Initial: [signature]

SAMPLE CONDITION:

	Yes	No	N/A
Chain-Of-Custody document(s) received with samples	✓		
Sampler's name indicated on COC	✓		
Sample container label(s) consistent with custody papers	✓		
Sample container(s) intact and good condition	✓		
Correct containers and volume for analyses requested	✓		
Proper preservation noted on sample label(s)	✓		
VOA vial(s) free of headspace.	✓		
Tedlar bag(s) free of condensation			✓

Initial: [signature]

COMMENTS:

Calscience
Environmental
Laboratories, Inc.

July 17, 2006

Brenda Meyer
Tetra Tech, Inc.
348 West Hospitality Lane, Ste 100
San Bernardino, CA 92408-3216

Subject: **Calscience Work Order No.:** **06-07-0056**
Client Reference: **LMC Beaumont Site 1 / TC #18086-01**

Dear Client:

Enclosed is an analytical report for the above-referenced project. The samples included in this report were received 7/3/2006 and analyzed in accordance with the attached chain-of-custody.

Unless otherwise noted, all analytical testing was accomplished in accordance with the guidelines established in our Quality Systems Manual, applicable standard operating procedures, and other related documentation. The original report of any subcontracted analysis is provided herein, and follows the standard Calscience data package. The results in this analytical report are limited to the samples tested and any reproduction thereof must be made in its entirety.

If you have any questions regarding this report, please do not hesitate to contact the undersigned.

Sincerely,

Calscience Environmental
Laboratories, Inc.
Jason Torres
Project Manager

Calscience Environmental Laboratories, Inc.

Analytical Report

Tetra Tech, Inc.	Date Received:	07/03/06
348 West Hospitality Lane, Ste 100	Work Order No:	06-07-0056
San Bernardino, CA 92408-3216	Preparation:	EPA 3005A Filt.
	Method:	EPA 6010B
	Units:	mg/L
Project: LMC Beaumont Site 1 / TC #18086-01		Page 1 of 2

Client Sample Number	Lab Sample Number	Date Collected	Matrix	Date Prepared	Date Analyzed	QC Batch ID
LEB-070306-GP	**06-07-0056-2**	**07/03/06**	**Aqueous**	**07/03/06**	**07/05/06**	**060703L08**

Comment(s): -Results were evaluated to the MDL, concentrations >= to the MDL but < RL, if found, are qualified with a "J" flag.

Parameter	Result	RL	MDL	DF	Qual	Parameter	Result	RL	MDL	DF	Qual
Arsenic	ND	0.0100	0.00308	1		Cadmium	ND	0.00500	0.000350	1	
Beryllium	ND	0.00100	0.000176	1		Lead	ND	0.0100	0.00236	1	

Client Sample Number	Lab Sample Number	Date Collected	Matrix	Date Prepared	Date Analyzed	QC Batch ID
MW-02	**06-07-0056-4**	**07/03/06**	**Aqueous**	**07/03/06**	**07/05/06**	**060703L08**

Comment(s): -Results were evaluated to the MDL, concentrations >= to the MDL but < RL, if found, are qualified with a "J" flag.

Parameter	Result	RL	MDL	DF	Qual	Parameter	Result	RL	MDL	DF	Qual
Arsenic	ND	0.0100	0.00308	1		Cadmium	ND	0.00500	0.000350	1	
Beryllium	ND	0.00100	0.000176	1		Lead	ND	0.0100	0.00236	1	

Client Sample Number	Lab Sample Number	Date Collected	Matrix	Date Prepared	Date Analyzed	QC Batch ID
MW-102	**06-07-0056-5**	**07/03/06**	**Aqueous**	**07/03/06**	**07/05/06**	**060703L08**

Comment(s): -Results were evaluated to the MDL, concentrations >= to the MDL but < RL, if found, are qualified with a "J" flag.

Parameter	Result	RL	MDL	DF	Qual	Parameter	Result	RL	MDL	DF	Qual
Arsenic	ND	0.0100	0.00308	1		Cadmium	ND	0.00500	0.000350	1	
Beryllium	ND	0.00100	0.000176	1		Lead	ND	0.0100	0.00236	1	

RL - Reporting Limit , DF - Dilution Factor , Qual - Qualifiers

Calscience Environmental Laboratories, Inc.

Analytical Report

Tetra Tech, Inc.	Date Received:	07/03/06
348 West Hospitality Lane, Ste 100	Work Order No:	06-07-0056
San Bernardino, CA 92408-3216	Preparation:	EPA 3010A Total
	Method:	EPA 6010B
	Units:	mg/L
Project: LMC Beaumont Site 1 / TC #18086-01		Page 2 of 2

Client Sample Number	Lab Sample Number	Date Collected	Matrix	Date Prepared	Date Analyzed	QC Batch ID
LEB-070306-GP	**06-07-0056-2**	**07/03/06**	**Aqueous**	**07/03/06**	**07/05/06**	**060703L08**

Comment(s): -Results were evaluated to the MDL, concentrations >= to the MDL but < RL, if found, are qualified with a "J" flag.

Parameter	Result	RL	MDL	DF	Qual	Parameter	Result	RL	MDL	DF	Qual
Arsenic	ND	0.0100	0.00308	1		Cadmium	ND	0.00500	0.000350	1	
Beryllium	ND	0.00100	0.000176	1		Lead	ND	0.0100	0.00236	1	

Client Sample Number	Lab Sample Number	Date Collected	Matrix	Date Prepared	Date Analyzed	QC Batch ID
MW-02	**06-07-0056-4**	**07/03/06**	**Aqueous**	**07/03/06**	**07/05/06**	**060703L08**

Comment(s): -Results were evaluated to the MDL, concentrations >= to the MDL but < RL, if found, are qualified with a "J" flag.

Parameter	Result	RL	MDL	DF	Qual	Parameter	Result	RL	MDL	DF	Qual
Arsenic	ND	0.0100	0.00308	1		Cadmium	ND	0.00500	0.000350	1	
Beryllium	ND	0.00100	0.000176	1		Lead	ND	0.0100	0.00236	1	

Client Sample Number	Lab Sample Number	Date Collected	Matrix	Date Prepared	Date Analyzed	QC Batch ID
MW-102	**06-07-0056-5**	**07/03/06**	**Aqueous**	**07/03/06**	**07/05/06**	**060703L08**

Comment(s): -Results were evaluated to the MDL, concentrations >= to the MDL but < RL, if found, are qualified with a "J" flag.

Parameter	Result	RL	MDL	DF	Qual	Parameter	Result	RL	MDL	DF	Qual
Arsenic	ND	0.0100	0.00308	1		Cadmium	ND	0.00500	0.000350	1	
Beryllium	ND	0.00100	0.000176	1		Lead	ND	0.0100	0.00236	1	

Client Sample Number	Lab Sample Number	Date Collected	Matrix	Date Prepared	Date Analyzed	QC Batch ID
Method Blank	**097-01-003-6,261**	**N/A**	**Aqueous**	**07/03/06**	**07/05/06**	**060703L08**

Comment(s): -Results were evaluated to the MDL, concentrations >= to the MDL but < RL, if found, are qualified with a "J" flag.

Parameter	Result	RL	MDL	DF	Qual	Parameter	Result	RL	MDL	DF	Qual
Arsenic	ND	0.0100	0.00308	1		Cadmium	ND	0.00500	0.000350	1	
Beryllium	ND	0.00100	0.000176	1		Lead	ND	0.0100	0.00236	1	

RL - Reporting Limit , DF - Dilution Factor , Qual - Qualifiers

Calscience Environmental Laboratories, Inc.

Analytical Report

Tetra Tech, Inc.
348 West Hospitality Lane, Ste 100
San Bernardino, CA 92408-3216

Date Received:	07/03/06
Work Order No:	06-07-0056
Preparation:	EPA 3520B
Method:	EPA 8270C
Units:	ug/L

Project: LMC Beaumont Site 1 / TC #18086-01

Client Sample Number	Lab Sample Number	Date Collected	Matrix	Date Prepared	Date Analyzed	QC Batch ID
LEB-070306-GP	**06-07-0056-2**	**07/03/06**	**Aqueous**	**07/05/06**	**07/10/06**	**060705L06**

Comment(s): -Results were evaluated to the MDL, concentrations >= to the MDL but < RL, if found, are qualified with a "J" flag.

Parameter	Result	RL	MDL	DF	Qual	Parameter	Result	RL	MDL	DF	Qual
N-Nitrosodimethylamine	ND	10	1.1	1		4-Nitrophenol	ND	10	0.86	1	
Aniline	ND	10	1.2	1		Dibenzofuran	ND	10	1.4	1	
Phenol	ND	10	1.2	1		2,4-Dinitrotoluene	ND	10	1.0	1	
Bis(2-Chloroethyl) Ether	ND	25	1.0	1		2,6-Dinitrotoluene	ND	10	1.1	1	
2-Chlorophenol	ND	10	1.0	1		Diethyl Phthalate	ND	10	1.4	1	
1,3-Dichlorobenzene	ND	10	1.2	1		4-Chlorophenyl-Phenyl Ether	ND	10	1.2	1	
1,4-Dichlorobenzene	ND	10	1.1	1		Fluorene	ND	10	1.4	1	
Benzyl Alcohol	ND	10	1.0	1		4-Nitroaniline	ND	10	2.4	1	
1,2-Dichlorobenzene	ND	10	1.1	1		Azobenzene	ND	10	1.7	1	
2-Methylphenol	ND	10	1.1	1		4,6-Dinitro-2-Methylphenol	ND	50	3.4	1	
Bis(2-Chloroisopropyl) Ether	ND	10	1.5	1		N-Nitrosodiphenylamine	ND	10	1.4	1	
3/4-Methylphenol	ND	10	1.0	1		4-Bromophenyl-Phenyl Ether	ND	10	1.2	1	
N-Nitroso-di-n-propylamine	ND	10	1.3	1		Hexachlorobenzene	ND	10	1.2	1	
Hexachloroethane	ND	10	0.98	1		Pentachlorophenol	ND	10	0.75	1	
Nitrobenzene	ND	25	1.3	1		Phenanthrene	ND	10	1.5	1	
Isophorone	ND	10	1.2	1		Anthracene	ND	10	1.5	1	
2-Nitrophenol	ND	10	1.2	1		Di-n-Butyl Phthalate	ND	10	1.5	1	
2,4-Dimethylphenol	ND	10	1.2	1		Fluoranthene	ND	10	1.5	1	
Benzoic Acid	ND	50	0.43	1		Benzidine	ND	50	0.62	1	
Bis(2-Chloroethoxy) Methane	ND	10	1.2	1		Pyrene	ND	10	1.4	1	
2,4-Dichlorophenol	ND	10	1.1	1		Pyridine	ND	10	1.4	1	
Naphthalene	ND	10	1.4	1		Butyl Benzyl Phthalate	ND	10	1.0	1	
4-Chloroaniline	ND	10	1.3	1		3,3'-Dichlorobenzidine	ND	25	1.3	1	
Hexachloro-1,3-Butadiene	ND	10	1.2	1		Benzo (a) Anthracene	ND	10	1.1	1	
4-Chloro-3-Methylphenol	ND	10	1.2	1		Bis(2-Ethylhexyl) Phthalate	ND	10	1.0	1	
2-Methylnaphthalene	ND	10	1.2	1		Chrysene	ND	10	1.3	1	
Hexachlorocyclopentadiene	ND	25	0.44	1		Di-n-Octyl Phthalate	ND	10	1.0	1	
2,4,6-Trichlorophenol	ND	10	1.2	1		Benzo (k) Fluoranthene	ND	10	1.7	1	
2,4,5-Trichlorophenol	ND	10	0.97	1		Benzo (b) Fluoranthene	ND	10	1.2	1	
2-Chloronaphthalene	ND	10	1.3	1		Benzo (a) Pyrene	ND	10	0.88	1	
2-Nitroaniline	ND	10	1.0	1		Benzo (g,h,i) Perylene	ND	10	0.71	1	
Dimethyl Phthalate	ND	10	1.3	1		Indeno (1,2,3-c,d) Pyrene	ND	10	0.83	1	
Acenaphthylene	ND	10	1.4	1		Dibenz (a,h) Anthracene	ND	10	0.82	1	
3-Nitroaniline	ND	10	1.2	1		1-Methylnaphthalene	ND	10	1.4	1	
Acenaphthene	ND	10	1.4	1		1,2,4-Trichlorobenzene	ND	10	1.3	1	
2,4-Dinitrophenol	ND	50	2.6	1							

Surrogates:	REC (%)	Control Limits	Qual	Surrogates:	REC (%)	Control Limits	Qual
2-Fluorophenol	91	7-121		Phenol-d6	26	1-127	
Nitrobenzene-d5	88	50-146		2-Fluorobiphenyl	92	42-138	
2,4,6-Tribromophenol	92	41-137		p-Terphenyl-d14	85	47-173	

RL - Reporting Limit , DF - Dilution Factor , Qual - Qualifiers

Calscience Environmental Laboratories, Inc.

Analytical Report

Tetra Tech, Inc.	Date Received:	07/03/06
348 West Hospitality Lane, Ste 100	Work Order No:	06-07-0056
San Bernardino, CA 92408-3216	Preparation:	EPA 3520B
	Method:	EPA 8270C
	Units:	ug/L
Project: LMC Beaumont Site 1 / TC #18086-01		Page 2 of 4

Client Sample Number	Lab Sample Number	Date Collected	Matrix	Date Prepared	Date Analyzed	QC Batch ID
MW-02	**06-07-0056-4**	**07/03/06**	**Aqueous**	**07/05/06**	**07/10/06**	**060705L06**

Comment(s): -Results were evaluated to the MDL, concentrations >= to the MDL but < RL, if found, are qualified with a "J" flag.

Parameter	Result	RL	MDL	DF	Qual	Parameter	Result	RL	MDL	DF	Qual
N-Nitrosodimethylamine	ND	10	1.1	1		4-Nitrophenol	ND	10	0.86	1	
Aniline	ND	10	1.2	1		Dibenzofuran	ND	10	1.4	1	
Phenol	ND	10	1.2	1		2,4-Dinitrotoluene	ND	10	1.0	1	
Bis(2-Chloroethyl) Ether	ND	25	1.0	1		2,6-Dinitrotoluene	ND	10	1.1	1	
2-Chlorophenol	ND	10	1.0	1		Diethyl Phthalate	ND	10	1.4	1	
1,3-Dichlorobenzene	ND	10	1.2	1		4-Chlorophenyl-Phenyl Ether	ND	10	1.2	1	
1,4-Dichlorobenzene	ND	10	1.1	1		Fluorene	ND	10	1.4	1	
Benzyl Alcohol	ND	10	1.0	1		4-Nitroaniline	ND	10	2.4	1	
1,2-Dichlorobenzene	ND	10	1.1	1		Azobenzene	ND	10	1.7	1	
2-Methylphenol	ND	10	1.1	1		4,6-Dinitro-2-Methylphenol	ND	50	3.4	1	
Bis(2-Chloroisopropyl) Ether	ND	10	1.5	1		N-Nitrosodiphenylamine	ND	10	1.4	1	
3/4-Methylphenol	ND	10	1.0	1		4-Bromophenyl-Phenyl Ether	ND	10	1.2	1	
N-Nitroso-di-n-propylamine	ND	10	1.3	1		Hexachlorobenzene	ND	10	1.2	1	
Hexachloroethane	ND	10	0.98	1		Pentachlorophenol	ND	10	0.75	1	
Nitrobenzene	ND	25	1.3	1		Phenanthrene	ND	10	1.5	1	
Isophorone	ND	10	1.2	1		Anthracene	ND	10	1.5	1	
2-Nitrophenol	ND	10	1.2	1		Di-n-Butyl Phthalate	ND	10	1.5	1	
2,4-Dimethylphenol	ND	10	1.2	1		Fluoranthene	ND	10	1.5	1	
Benzoic Acid	ND	50	0.43	1		Benzidine	ND	50	0.62	1	
Bis(2-Chloroethoxy) Methane	ND	10	1.2	1		Pyrene	ND	10	1.4	1	
2,4-Dichlorophenol	ND	10	1.1	1		Pyridine	ND	10	1.4	1	
Naphthalene	ND	10	1.4	1		Butyl Benzyl Phthalate	ND	10	1.0	1	
4-Chloroaniline	ND	10	1.3	1		3,3'-Dichlorobenzidine	ND	25	1.3	1	
Hexachloro-1,3-Butadiene	ND	10	1.2	1		Benzo (a) Anthracene	ND	10	1.1	1	
4-Chloro-3-Methylphenol	ND	10	1.2	1		Bis(2-Ethylhexyl) Phthalate	ND	10	1.0	1	
2-Methylnaphthalene	ND	10	1.2	1		Chrysene	ND	10	1.3	1	
Hexachlorocyclopentadiene	ND	25	0.44	1		Di-n-Octyl Phthalate	ND	10	1.0	1	
2,4,6-Trichlorophenol	ND	10	1.2	1		Benzo (k) Fluoranthene	ND	10	1.7	1	
2,4,5-Trichlorophenol	ND	10	0.97	1		Benzo (b) Fluoranthene	ND	10	1.2	1	
2-Chloronaphthalene	ND	10	1.3	1		Benzo (a) Pyrene	ND	10	0.88	1	
2-Nitroaniline	ND	10	1.0	1		Benzo (g,h,i) Perylene	ND	10	0.71	1	
Dimethyl Phthalate	ND	10	1.3	1		Indeno (1,2,3-c,d) Pyrene	ND	10	0.83	1	
Acenaphthylene	ND	10	1.4	1		Dibenz (a,h) Anthracene	ND	10	0.82	1	
3-Nitroaniline	ND	10	1.2	1		1-Methylnaphthalene	ND	10	1.4	1	
Acenaphthene	ND	10	1.4	1		1,2,4-Trichlorobenzene	ND	10	1.3	1	
2,4-Dinitrophenol	ND	50	2.6	1							

Surrogates:	REC (%)	Control Limits	Qual	Surrogates:	REC (%)	Control Limits	Qual
2-Fluorophenol	97	7-121		Phenol-d6	24	1-127	
Nitrobenzene-d5	96	50-146		2-Fluorobiphenyl	111	42-138	
2,4,6-Tribromophenol	93	41-137		p-Terphenyl-d14	92	47-173	

RL - Reporting Limit , DF - Dilution Factor , Qual - Qualifiers

Calscience Environmental Laboratories, Inc.

Analytical Report

Tetra Tech, Inc.	Date Received:	07/03/06
348 West Hospitality Lane, Ste 100	Work Order No:	06-07-0056
San Bernardino, CA 92408-3216	Preparation:	EPA 3520B
	Method:	EPA 8270C
	Units:	ug/L
Project: LMC Beaumont Site 1 / TC #18086-01		Page 3 of 4

Client Sample Number	Lab Sample Number	Date Collected	Matrix	Date Prepared	Date Analyzed	QC Batch ID
MW-102	**06-07-0056-5**	**07/03/06**	**Aqueous**	**07/05/06**	**07/10/06**	**060705L06**

Comment(s): -Results were evaluated to the MDL, concentrations >= to the MDL but < RL, if found, are qualified with a "J" flag.

Parameter	Result	RL	MDL	DF	Qual	Parameter	Result	RL	MDL	DF	Qual
N-Nitrosodimethylamine	ND	10	1.1	1		4-Nitrophenol	ND	10	0.86	1	
Aniline	ND	10	1.2	1		Dibenzofuran	ND	10	1.4	1	
Phenol	ND	10	1.2	1		2,4-Dinitrotoluene	ND	10	1.0	1	
Bis(2-Chloroethyl) Ether	ND	25	1.0	1		2,6-Dinitrotoluene	ND	10	1.1	1	
2-Chlorophenol	ND	10	1.0	1		Diethyl Phthalate	ND	10	1.4	1	
1,3-Dichlorobenzene	ND	10	1.2	1		4-Chlorophenyl-Phenyl Ether	ND	10	1.2	1	
1,4-Dichlorobenzene	ND	10	1.1	1		Fluorene	ND	10	1.4	1	
Benzyl Alcohol	ND	10	1.0	1		4-Nitroaniline	ND	10	2.4	1	
1,2-Dichlorobenzene	ND	10	1.1	1		Azobenzene	ND	10	1.7	1	
2-Methylphenol	ND	10	1.1	1		4,6-Dinitro-2-Methylphenol	ND	50	3.4	1	
Bis(2-Chloroisopropyl) Ether	ND	10	1.5	1		N-Nitrosodiphenylamine	ND	10	1.4	1	
3/4-Methylphenol	ND	10	1.0	1		4-Bromophenyl-Phenyl Ether	ND	10	1.2	1	
N-Nitroso-di-n-propylamine	ND	10	1.3	1		Hexachlorobenzene	ND	10	1.2	1	
Hexachloroethane	ND	10	0.98	1		Pentachlorophenol	ND	10	0.75	1	
Nitrobenzene	ND	25	1.3	1		Phenanthrene	ND	10	1.5	1	
Isophorone	ND	10	1.2	1		Anthracene	ND	10	1.5	1	
2-Nitrophenol	ND	10	1.2	1		Di-n-Butyl Phthalate	ND	10	1.5	1	
2,4-Dimethylphenol	ND	10	1.2	1		Fluoranthene	ND	10	1.5	1	
Benzoic Acid	ND	50	0.43	1		Benzidine	ND	50	0.62	1	
Bis(2-Chloroethoxy) Methane	ND	10	1.2	1		Pyrene	ND	10	1.4	1	
2,4-Dichlorophenol	ND	10	1.1	1		Pyridine	ND	10	1.4	1	
Naphthalene	ND	10	1.4	1		Butyl Benzyl Phthalate	ND	10	1.0	1	
4-Chloroaniline	ND	10	1.3	1		3,3'-Dichlorobenzidine	ND	25	1.3	1	
Hexachloro-1,3-Butadiene	ND	10	1.2	1		Benzo (a) Anthracene	ND	10	1.1	1	
4-Chloro-3-Methylphenol	ND	10	1.2	1		Bis(2-Ethylhexyl) Phthalate	ND	10	1.0	1	
2-Methylnaphthalene	ND	10	1.2	1		Chrysene	ND	10	1.3	1	
Hexachlorocyclopentadiene	ND	25	0.44	1		Di-n-Octyl Phthalate	ND	10	1.0	1	
2,4,6-Trichlorophenol	ND	10	1.2	1		Benzo (k) Fluoranthene	ND	10	1.7	1	
2,4,5-Trichlorophenol	ND	10	0.97	1		Benzo (b) Fluoranthene	ND	10	1.2	1	
2-Chloronaphthalene	ND	10	1.3	1		Benzo (a) Pyrene	ND	10	0.88	1	
2-Nitroaniline	ND	10	1.0	1		Benzo (g,h,i) Perylene	ND	10	0.71	1	
Dimethyl Phthalate	ND	10	1.3	1		Indeno (1,2,3-c,d) Pyrene	ND	10	0.83	1	
Acenaphthylene	ND	10	1.4	1		Dibenz (a,h) Anthracene	ND	10	0.82	1	
3-Nitroaniline	ND	10	1.2	1		1-Methylnaphthalene	ND	10	1.4	1	
Acenaphthene	ND	10	1.4	1		1,2,4-Trichlorobenzene	ND	10	1.3	1	
2,4-Dinitrophenol	ND	50	2.6	1							

Surrogates:	REC (%)	Control Limits	Qual	Surrogates:	REC (%)	Control Limits	Qual
2-Fluorophenol	93	7-121		Phenol-d6	71	1-127	
Nitrobenzene-d5	91	50-146		2-Fluorobiphenyl	92	42-138	
2,4,6-Tribromophenol	89	41-137		p-Terphenyl-d14	85	47-173	

RL - Reporting Limit , DF - Dilution Factor , Qual - Qualifiers

Calscience Environmental Laboratories, Inc.

Analytical Report

Tetra Tech, Inc.
348 West Hospitality Lane, Ste 100
San Bernardino, CA 92408-3216

Date Received:	07/03/06
Work Order No:	06-07-0056
Preparation:	EPA 3520B
Method:	EPA 8270C
Units:	ug/L

Project: LMC Beaumont Site 1 / TC #18086-01

Client Sample Number	Lab Sample Number	Date Collected	Matrix	Date Prepared	Date Analyzed	QC Batch ID
Method Blank	**095-01-003-1,964**	**N/A**	**Aqueous**	**07/05/06**	**07/10/06**	**060705L06**

Comment(s): -Results were evaluated to the MDL, concentrations >= to the MDL but < RL, if found, are qualified with a "J" flag.

Parameter	Result	RL	MDL	DF	Qual	Parameter	Result	RL	MDL	DF	Qual
N-Nitrosodimethylamine	ND	10	1.1	1		4-Nitrophenol	ND	10	0.86	1	
Aniline	ND	10	1.2	1		Dibenzofuran	ND	10	1.4	1	
Phenol	ND	10	1.2	1		2,4-Dinitrotoluene	ND	10	1.0	1	
Bis(2-Chloroethyl) Ether	ND	25	1.0	1		2,6-Dinitrotoluene	ND	10	1.1	1	
2-Chlorophenol	ND	10	1.0	1		Diethyl Phthalate	ND	10	1.4	1	
1,3-Dichlorobenzene	ND	10	1.2	1		4-Chlorophenyl-Phenyl Ether	ND	10	1.2	1	
1,4-Dichlorobenzene	ND	10	1.1	1		Fluorene	ND	10	1.4	1	
Benzyl Alcohol	ND	10	1.0	1		4-Nitroaniline	ND	10	2.4	1	
1,2-Dichlorobenzene	ND	10	1.1	1		Azobenzene	ND	10	1.7	1	
2-Methylphenol	ND	10	1.1	1		4,6-Dinitro-2-Methylphenol	ND	50	3.4	1	
Bis(2-Chloroisopropyl) Ether	ND	10	1.5	1		N-Nitrosodiphenylamine	ND	10	1.4	1	
3/4-Methylphenol	ND	10	1.0	1		4-Bromophenyl-Phenyl Ether	ND	10	1.2	1	
N-Nitroso-di-n-propylamine	ND	10	1.3	1		Hexachlorobenzene	ND	10	1.2	1	
Hexachloroethane	ND	10	0.98	1		Pentachlorophenol	ND	10	0.75	1	
Nitrobenzene	ND	25	1.3	1		Phenanthrene	ND	10	1.5	1	
Isophorone	ND	10	1.2	1		Anthracene	ND	10	1.5	1	
2-Nitrophenol	ND	10	1.2	1		Di-n-Butyl Phthalate	ND	10	1.5	1	
2,4-Dimethylphenol	ND	10	1.2	1		Fluoranthene	ND	10	1.5	1	
Benzoic Acid	ND	50	0.43	1		Benzidine	ND	50	0.62	1	
Bis(2-Chloroethoxy) Methane	ND	10	1.2	1		Pyrene	ND	10	1.4	1	
2,4-Dichlorophenol	ND	10	1.1	1		Pyridine	ND	10	1.4	1	
Naphthalene	ND	10	1.4	1		Butyl Benzyl Phthalate	ND	10	1.0	1	
4-Chloroaniline	ND	10	1.3	1		3,3'-Dichlorobenzidine	ND	25	1.3	1	
Hexachloro-1,3-Butadiene	ND	10	1.2	1		Benzo (a) Anthracene	ND	10	1.1	1	
4-Chloro-3-Methylphenol	ND	10	1.2	1		Bis(2-Ethylhexyl) Phthalate	ND	10	1.0	1	
2-Methylnaphthalene	ND	10	1.2	1		Chrysene	ND	10	1.3	1	
Hexachlorocyclopentadiene	ND	25	0.44	1		Di-n-Octyl Phthalate	ND	10	1.0	1	
2,4,6-Trichlorophenol	ND	10	1.2	1		Benzo (k) Fluoranthene	ND	10	1.7	1	
2,4,5-Trichlorophenol	ND	10	0.97	1		Benzo (b) Fluoranthene	ND	10	1.2	1	
2-Chloronaphthalene	ND	10	1.3	1		Benzo (a) Pyrene	ND	10	0.88	1	
2-Nitroaniline	ND	10	1.0	1		Benzo (g,h,i) Perylene	ND	10	0.71	1	
Dimethyl Phthalate	ND	10	1.3	1		Indeno (1,2,3-c,d) Pyrene	ND	10	0.83	1	
Acenaphthylene	ND	10	1.4	1		Dibenz (a,h) Anthracene	ND	10	0.82	1	
3-Nitroaniline	ND	10	1.2	1		1-Methylnaphthalene	ND	10	1.4	1	
Acenaphthene	ND	10	1.4	1		1,2,4-Trichlorobenzene	ND	10	1.3	1	
2,4-Dinitrophenol	ND	50	2.6	1							

Surrogates:	REC (%)	Control Limits	Qual	Surrogates:	REC (%)	Control Limits	Qual
2-Fluorophenol	86	7-121		Phenol-d6	19	1-127	
Nitrobenzene-d5	85	50-146		2-Fluorobiphenyl	85	42-138	
2,4,6-Tribromophenol	95	41-137		p-Terphenyl-d14	80	47-173	

RL - Reporting Limit , DF - Dilution Factor , Qual - Qualifiers

Calscience Environmental Laboratories, Inc.

EPA 8270C Tentatively Identified Compound List

Work Order	CEL Sample	Client ID	Q	Compound	CAS NUMBER	RT	On Column Conc. ug/L	Estimated Conc. ug/L
06-07-0056	2	LEB-070306-GP		Ethyl Citrate	77-93-0	9.67	118.23	236.5
06-07-0056	4	MW-02		1,3-Dioxolane, 2,2,4-trimethyl-	1193-11-9	2.88	8.19	16.4
06-07-0056	4	MW-02		Ethyl Citrate	77-93-0	9.66	38.63	77.3
06-07-0056	5	MW-102		Ethyl Citrate	77-93-0	9.66	40.22	80.4

Q Qualifier
RT Retention Time

7440 Lincoln Way, Garden Grove, CA 92841-1432 • TEL: (714) 895-5494 • FAX: (714) 894-7501

Calscience Environmental Laboratories, Inc.

Analytical Report

Tetra Tech, Inc.		Date Received:	07/03/06
348 West Hospitality Lane, Ste 100		Work Order No:	06-07-0056
San Bernardino, CA 92408-3216		Preparation:	EPA 3520B
		Method:	EPA 8270C(M) Isotope Dilution

Project: LMC Beaumont Site 1 / TC #18086-01

Client Sample Number	Lab Sample Number	Date Collected	Matrix	Date Prepared	Date Analyzed	QC Batch ID
LEB-070306-GP	**06-07-0056-2**	**07/03/06**	**Aqueous**	**07/05/06**	**07/11/06**	**060705L06D**

Comment(s): -Results were evaluated to the MDL, concentrations >= to the MDL but < RL, if found, are qualified with a "J" flag.

Parameter	Result	RL	MDL	DF	Qual	Units
1,4-Dioxane	ND	2.0	0.40	1		ug/L
Surrogates:	**REC (%)**	**Control Limits**			**Qual**	
Nitrobenzene-d5	105	56-123				

Client Sample Number	Lab Sample Number	Date Collected	Matrix	Date Prepared	Date Analyzed	QC Batch ID
MW-61C	**06-07-0056-3**	**07/03/06**	**Aqueous**	**07/05/06**	**07/10/06**	**060705L13**

Parameter	Result	RL	MDL	DF	Qual	Units
1,4-Dioxane	2.9	2.0	0.40	1		ug/L
Surrogates:	**REC (%)**	**Control Limits**			**Qual**	
Nitrobenzene-d5	88	56-123				

Client Sample Number	Lab Sample Number	Date Collected	Matrix	Date Prepared	Date Analyzed	QC Batch ID
MW-02	**06-07-0056-4**	**07/03/06**	**Aqueous**	**07/05/06**	**07/11/06**	**060705L06D**

Parameter	Result	RL	MDL	DF	Qual	Units
1,4-Dioxane	74	2	0.40	1		ug/L
Surrogates:	**REC (%)**	**Control Limits**			**Qual**	
Nitrobenzene-d5	113	56-123				

Client Sample Number	Lab Sample Number	Date Collected	Matrix	Date Prepared	Date Analyzed	QC Batch ID
MW-102	**06-07-0056-5**	**07/03/06**	**Aqueous**	**07/05/06**	**07/11/06**	**060705L06D**

Parameter	Result	RL	MDL	DF	Qual	Units
1,4-Dioxane	79	2	0.40	1		ug/L
Surrogates:	**REC (%)**	**Control Limits**			**Qual**	
Nitrobenzene-d5	105	56-123				

Client Sample Number	Lab Sample Number	Date Collected	Matrix	Date Prepared	Date Analyzed	QC Batch ID
LEB-070306-B	**06-07-0056-6**	**07/03/06**	**Aqueous**	**07/05/06**	**07/10/06**	**060705L13**

Comment(s): -Results were evaluated to the MDL, concentrations >= to the MDL but < RL, if found, are qualified with a "J" flag.

Parameter	Result	RL	MDL	DF	Qual	Units
1,4-Dioxane	ND	2.0	0.40	1		ug/L
Surrogates:	**REC (%)**	**Control Limits**			**Qual**	
Nitrobenzene-d5	95	56-123				

RL - Reporting Limit , DF - Dilution Factor , Qual - Qualifiers

Calscience Environmental Laboratories, Inc.

Analytical Report

Tetra Tech, Inc.		Date Received:	07/03/06
348 West Hospitality Lane, Ste 100		Work Order No:	06-07-0056
San Bernardino, CA 92408-3216		Preparation:	EPA 3520B
		Method:	EPA 8270C(M) Isotope Dilution

Project: LMC Beaumont Site 1 / TC #18086-01

Client Sample Number	Lab Sample Number	Date Collected	Matrix	Date Prepared	Date Analyzed	QC Batch ID
Method Blank	**099-09-004-607**	**N/A**	**Aqueous**	**07/05/06**	**07/07/06**	**060705L13**

Comment(s): -Results were evaluated to the MDL, concentrations >= to the MDL but < RL, if found, are qualified with a "J" flag.

Parameter	Result	RL	MDL	DF	Qual	Units
1,4-Dioxane	ND	2.0	0.40	1		ug/L
Surrogates:	REC (%)	Control Limits			Qual	
Nitrobenzene-d5	93	56-123				

Client Sample Number	Lab Sample Number	Date Collected	Matrix	Date Prepared	Date Analyzed	QC Batch ID
Method Blank	**099-09-004-608**	**N/A**	**Aqueous**	**07/05/06**	**07/11/06**	**060705L06D**

Comment(s): -Results were evaluated to the MDL, concentrations >= to the MDL but < RL, if found, are qualified with a "J" flag.

Parameter	Result	RL	MDL	DF	Qual	Units
1,4-Dioxane	ND	2.0	0.40	1		ug/L
Surrogates:	REC (%)	Control Limits			Qual	
Nitrobenzene-d5	96	56-123				

RL - Reporting Limit , DF - Dilution Factor , Qual - Qualifiers

Calscience Environmental Laboratories, Inc.

Analytical Report

Tetra Tech, Inc.		Date Received:	07/03/06
348 West Hospitality Lane, Ste 100		Work Order No:	06-07-0056
San Bernardino, CA 92408-3216		Preparation:	EPA 3520B
		Method:	EPA 1625CM

Project: LMC Beaumont Site 1 / TC #18086-01

Client Sample Number	Lab Sample Number	Date Collected	Matrix	Date Prepared	Date Analyzed	QC Batch ID
LEB-070306-GP	**06-07-0056-2**	**07/03/06**	**Aqueous**	**07/05/06**	**07/07/06**	**060705L07**

Comment(s): -Results were evaluated to the MDL, concentrations >= to the MDL but < RL, if found, are qualified with a "J" flag.

Parameter	Result	RL	MDL	DF	Qual	Units
N-Nitrosodimethylamine	ND	2.0	0.48	1		ng/L
Surrogates:	REC (%)	Control Limits			Qual	
1,4-Dichlorobenzene-d4	53	50-130				

Client Sample Number	Lab Sample Number	Date Collected	Matrix	Date Prepared	Date Analyzed	QC Batch ID
MW-02	**06-07-0056-4**	**07/03/06**	**Aqueous**	**07/05/06**	**07/07/06**	**060705L07**

Comment(s): -Results were evaluated to the MDL, concentrations >= to the MDL but < RL, if found, are qualified with a "J" flag.

Parameter	Result	RL	MDL	DF	Qual	Units
N-Nitrosodimethylamine	ND	2.0	0.48	1		ng/L
Surrogates:	REC (%)	Control Limits			Qual	
1,4-Dichlorobenzene-d4	54	50-130				

Client Sample Number	Lab Sample Number	Date Collected	Matrix	Date Prepared	Date Analyzed	QC Batch ID
MW-102	**06-07-0056-5**	**07/03/06**	**Aqueous**	**07/05/06**	**07/07/06**	**060705L07**

Comment(s): -Results were evaluated to the MDL, concentrations >= to the MDL but < RL, if found, are qualified with a "J" flag.

Parameter	Result	RL	MDL	DF	Qual	Units
N-Nitrosodimethylamine	ND	2.0	0.48	1		ng/L
Surrogates:	REC (%)	Control Limits			Qual	
1,4-Dichlorobenzene-d4	53	50-130				

Client Sample Number	Lab Sample Number	Date Collected	Matrix	Date Prepared	Date Analyzed	QC Batch ID
Method Blank	**099-07-027-255**	**N/A**	**Aqueous**	**07/05/06**	**07/07/06**	**060705L07**

Comment(s): -Results were evaluated to the MDL, concentrations >= to the MDL but < RL, if found, are qualified with a "J" flag.

Parameter	Result	RL	MDL	DF	Qual	Units
N-Nitrosodimethylamine	1.4	2.0	0.48	1	J	ng/L
Surrogates:	REC (%)	Control Limits			Qual	
1,4-Dichlorobenzene-d4	51	50-130				

RL - Reporting Limit , DF - Dilution Factor , Qual - Qualifiers

Calscience Environmental Laboratories, Inc.

Analytical Report

Tetra Tech, Inc.		Date Received:	07/03/06
348 West Hospitality Lane, Ste 100		Work Order No:	06-07-0056
San Bernardino, CA 92408-3216		Preparation:	Extraction
		Method:	EPA 8330

Project: LMC Beaumont Site 1 / TC #18086-01

Client Sample Number	Lab Sample Number	Date Collected	Matrix	Date Prepared	Date Analyzed	QC Batch ID
LEB-070306-GP	**06-07-0056-2**	**07/03/06**	**Aqueous**	**07/05/06**	**07/07/06**	**060705L03**

Comment(s): -Results were evaluated to the MDL, concentrations >= to the MDL but < RL, if found, are qualified with a "J" flag.

Parameter	Result	RL	MDL	DF	Qual	Units
RDX	ND	10	1.3	1		ug/L
Surrogates:	**REC (%)**	**Control Limits**			**Qual**	
1,2-Dinitrobenzene	90	40-160				

MW-02	**06-07-0056-4**	**07/03/06**	**Aqueous**	**07/05/06**	**07/07/06**	**060705L03**

Comment(s): -Results were evaluated to the MDL, concentrations >= to the MDL but < RL, if found, are qualified with a "J" flag.

Parameter	Result	RL	MDL	DF	Qual	Units
RDX	ND	10	1.3	1		ug/L
Surrogates:	**REC (%)**	**Control Limits**			**Qual**	
1,2-Dinitrobenzene	84	40-160				

MW-102	**06-07-0056-5**	**07/03/06**	**Aqueous**	**07/05/06**	**07/07/06**	**060705L03**

Comment(s): -Results were evaluated to the MDL, concentrations >= to the MDL but < RL, if found, are qualified with a "J" flag.

Parameter	Result	RL	MDL	DF	Qual	Units
RDX	ND	10	1.3	1		ug/L
Surrogates:	**REC (%)**	**Control Limits**			**Qual**	
1,2-Dinitrobenzene	89	40-160				

Method Blank	**099-10-032-42**	**N/A**	**Aqueous**	**07/05/06**	**07/07/06**	**060705L03**

Comment(s): -Results were evaluated to the MDL, concentrations >= to the MDL but < RL, if found, are qualified with a "J" flag.

Parameter	Result	RL	MDL	DF	Qual	Units
RDX	ND	10	1.3	1		ug/L
Surrogates:	**REC (%)**	**Control Limits**			**Qual**	
1,2-Dinitrobenzene	88	40-160				

RL - Reporting Limit , DF - Dilution Factor , Qual - Qualifiers

Calscience Environmental Laboratories, Inc.

Analytical Report

Tetra Tech, Inc.		Date Received:	07/03/06
348 West Hospitality Lane, Ste 100		Work Order No:	06-07-0056
San Bernardino, CA 92408-3216		Preparation:	EPA 5030B
		Method:	EPA 8260B
		Units:	ug/L
Project: LMC Beaumont Site 1 / TC #18086-01			Page 1 of 8

Client Sample Number	Lab Sample Number	Date Collected	Matrix	Date Prepared	Date Analyzed	QC Batch ID
LTB-070306	**06-07-0056-1**	**07/03/06**	**Aqueous**	**07/03/06**	**07/03/06**	**060703L01**

Comment(s): -Results were evaluated to the MDL, concentrations >= to the MDL but < RL, if found, are qualified with a "J" flag.

Parameter	Result	RL	MDL	DF	Qual	Parameter	Result	RL	MDL	DF	Qual
Acetone	ND	10	6.1	1		1,3-Dichloropropane	ND	1.0	0.30	1	
Benzene	ND	0.50	0.26	1		2,2-Dichloropropane	ND	1.0	0.40	1	
Bromobenzene	ND	1.0	0.47	1		1,1-Dichloropropene	ND	1.0	0.21	1	
Bromochloromethane	ND	1.0	0.68	1		c-1,3-Dichloropropene	ND	0.50	0.45	1	
Bromodichloromethane	ND	1.0	0.27	1		t-1,3-Dichloropropene	ND	0.50	0.31	1	
Bromoform	ND	1.0	0.62	1		Ethylbenzene	ND	1.0	0.17	1	
Bromomethane	ND	10	2.9	1		2-Hexanone	ND	10	1.9	1	
2-Butanone	ND	10	4.2	1		Isopropylbenzene	ND	1.0	0.24	1	
n-Butylbenzene	ND	1.0	0.29	1		p-Isopropyltoluene	ND	1.0	0.21	1	
sec-Butylbenzene	ND	1.0	0.21	1		Methylene Chloride	4.5	10.0	2.6	1	J,B
tert-Butylbenzene	ND	1.0	0.17	1		4-Methyl-2-Pentanone	ND	10	2.4	1	
Carbon Disulfide	ND	10	1.0	1		Naphthalene	ND	10	0.95	1	
Carbon Tetrachloride	ND	0.50	0.42	1		n-Propylbenzene	ND	1.0	0.30	1	
Chlorobenzene	ND	1.0	0.36	1		Styrene	ND	1.0	0.29	1	
Chloroethane	ND	1.0	0.52	1		1,1,1,2-Tetrachloroethane	ND	1.0	0.37	1	
Chloroform	ND	1.0	0.22	1		1,1,2,2-Tetrachloroethane	ND	1.0	0.37	1	
Chloromethane	ND	10	1.8	1		Tetrachloroethene	ND	1.0	0.29	1	
2-Chlorotoluene	ND	1.0	0.24	1		Toluene	ND	1.0	0.35	1	
4-Chlorotoluene	ND	1.0	0.30	1		1,2,3-Trichlorobenzene	ND	1.0	0.39	1	
Dibromochloromethane	ND	1.0	0.45	1		1,2,4-Trichlorobenzene	ND	1.0	0.35	1	
1,2-Dibromo-3-Chloropropane	ND	5.0	2.5	1		1,1,1-Trichloroethane	ND	1.0	0.32	1	
1,2-Dibromoethane	ND	1.0	0.81	1		1,1,2-Trichloro-1,2,2-Trifluoroethane	ND	10	0.54	1	
Dibromomethane	ND	1.0	0.42	1		1,1,2-Trichloroethane	ND	1.0	0.54	1	
1,2-Dichlorobenzene	ND	1.0	0.24	1		Trichloroethene	ND	1.0	0.30	1	
1,3-Dichlorobenzene	ND	1.0	0.38	1		Trichlorofluoromethane	ND	10	0.36	1	
1,4-Dichlorobenzene	ND	1.0	0.30	1		1,2,3-Trichloropropane	ND	5.0	2.3	1	
Dichlorodifluoromethane	ND	1.0	0.27	1		1,2,4-Trimethylbenzene	ND	1.0	0.26	1	
1,1-Dichloroethane	ND	1.0	0.53	1		1,3,5-Trimethylbenzene	ND	1.0	0.19	1	
1,2-Dichloroethane	ND	0.50	0.22	1		Vinyl Acetate	ND	10	3.2	1	
1,1-Dichloroethene	ND	1.0	0.31	1		Vinyl Chloride	ND	0.50	0.33	1	
c-1,2-Dichloroethene	ND	1.0	0.35	1		p/m-Xylene	ND	1.0	0.38	1	
t-1,2-Dichloroethene	ND	1.0	0.29	1		o-Xylene	ND	1.0	0.21	1	
1,2-Dichloropropane	ND	1.0	0.28	1		Methyl-t-Butyl Ether (MTBE)	ND	1.0	0.29	1	

Surrogates:	REC (%)	Control Limits	Qual	Surrogates:	REC (%)	Control Limits	Qual
Dibromofluoromethane	106	74-140		1,2-Dichloroethane-d4	103	74-146	
Toluene-d8	97	88-112		1,4-Bromofluorobenzene	96	74-110	

RL - Reporting Limit , DF - Dilution Factor , Qual - Qualifiers

Calscience Environmental Laboratories, Inc.

Analytical Report

Tetra Tech, Inc.	Date Received:	07/03/06
348 West Hospitality Lane, Ste 100	Work Order No:	06-07-0056
San Bernardino, CA 92408-3216	Preparation:	EPA 5030B
	Method:	EPA 8260B
	Units:	ug/L
Project: LMC Beaumont Site 1 / TC #18086-01		Page 2 of 8

Client Sample Number	Lab Sample Number	Date Collected	Matrix	Date Prepared	Date Analyzed	QC Batch ID
LEB-070306-GP	**06-07-0056-2**	**07/03/06**	**Aqueous**	**07/03/06**	**07/03/06**	**060703L01**

Comment(s): -Results were evaluated to the MDL, concentrations >= to the MDL but < RL, if found, are qualified with a "J" flag.

Parameter	Result	RL	MDL	DF	Qual	Parameter	Result	RL	MDL	DF	Qual
Acetone	6.3	10.0	6.1	1	J	1,3-Dichloropropane	ND	1.0	0.30	1	
Benzene	ND	0.50	0.26	1		2,2-Dichloropropane	ND	1.0	0.40	1	
Bromobenzene	ND	1.0	0.47	1		1,1-Dichloropropene	ND	1.0	0.21	1	
Bromochloromethane	ND	1.0	0.68	1		c-1,3-Dichloropropene	ND	0.50	0.45	1	
Bromodichloromethane	ND	1.0	0.27	1		t-1,3-Dichloropropene	ND	0.50	0.31	1	
Bromoform	ND	1.0	0.62	1		Ethylbenzene	ND	1.0	0.17	1	
Bromomethane	ND	10	2.9	1		2-Hexanone	ND	10	1.9	1	
2-Butanone	ND	10	4.2	1		Isopropylbenzene	ND	1.0	0.24	1	
n-Butylbenzene	ND	1.0	0.29	1		p-Isopropyltoluene	ND	1.0	0.21	1	
sec-Butylbenzene	ND	1.0	0.21	1		Methylene Chloride	ND	10	2.6	1	
tert-Butylbenzene	ND	1.0	0.17	1		4-Methyl-2-Pentanone	ND	10	2.4	1	
Carbon Disulfide	ND	10	1.0	1		Naphthalene	ND	10	0.95	1	
Carbon Tetrachloride	ND	0.50	0.42	1		n-Propylbenzene	ND	1.0	0.30	1	
Chlorobenzene	ND	1.0	0.36	1		Styrene	ND	1.0	0.29	1	
Chloroethane	ND	1.0	0.52	1		1,1,1,2-Tetrachloroethane	ND	1.0	0.37	1	
Chloroform	0.24	1.0	0.22	1	J	1,1,2,2-Tetrachloroethane	ND	1.0	0.37	1	
Chloromethane	ND	10	1.8	1		Tetrachloroethene	ND	1.0	0.29	1	
2-Chlorotoluene	ND	1.0	0.24	1		Toluene	ND	1.0	0.35	1	
4-Chlorotoluene	ND	1.0	0.30	1		1,2,3-Trichlorobenzene	ND	1.0	0.39	1	
Dibromochloromethane	ND	1.0	0.45	1		1,2,4-Trichlorobenzene	ND	1.0	0.35	1	
1,2-Dibromo-3-Chloropropane	ND	5.0	2.5	1		1,1,1-Trichloroethane	ND	1.0	0.32	1	
1,2-Dibromoethane	ND	1.0	0.81	1		1,1,2-Trichloro-1,2,2-Trifluoroethane	ND	10	0.54	1	
Dibromomethane	ND	1.0	0.42	1		1,1,2-Trichloroethane	ND	1.0	0.54	1	
1,2-Dichlorobenzene	ND	1.0	0.24	1		Trichloroethene	1.2	1.0	0.30	1	
1,3-Dichlorobenzene	ND	1.0	0.38	1		Trichlorofluoromethane	ND	10	0.36	1	
1,4-Dichlorobenzene	ND	1.0	0.30	1		1,2,3-Trichloropropane	ND	5.0	2.3	1	
Dichlorodifluoromethane	ND	1.0	0.27	1		1,2,4-Trimethylbenzene	ND	1.0	0.26	1	
1,1-Dichloroethane	ND	1.0	0.53	1		1,3,5-Trimethylbenzene	ND	1.0	0.19	1	
1,2-Dichloroethane	ND	0.50	0.22	1		Vinyl Acetate	ND	10	3.2	1	
1,1-Dichloroethene	0.57	1.0	0.31	1	J	Vinyl Chloride	ND	0.50	0.33	1	
c-1,2-Dichloroethene	ND	1.0	0.35	1		p/m-Xylene	ND	1.0	0.38	1	
t-1,2-Dichloroethene	ND	1.0	0.29	1		o-Xylene	ND	1.0	0.21	1	
1,2-Dichloropropane	ND	1.0	0.28	1		Methyl-t-Butyl Ether (MTBE)	ND	1.0	0.29	1	

Surrogates:	REC (%)	Control Limits	Qual	Surrogates:	REC (%)	Control Limits	Qual
Dibromofluoromethane	106	74-140		1,2-Dichloroethane-d4	110	74-146	
Toluene-d8	102	88-112		1,4-Bromofluorobenzene	95	74-110	

RL - Reporting Limit , DF - Dilution Factor , Qual - Qualifiers

Calscience Environmental Laboratories, Inc.

Analytical Report

Tetra Tech, Inc.	Date Received:	07/03/06
348 West Hospitality Lane, Ste 100	Work Order No:	06-07-0056
San Bernardino, CA 92408-3216	Preparation:	EPA 5030B
	Method:	EPA 8260B
	Units:	ug/L
Project: LMC Beaumont Site 1 / TC #18086-01		Page 3 of 8

Client Sample Number	Lab Sample Number	Date Collected	Matrix	Date Prepared	Date Analyzed	QC Batch ID
MW-61C	**06-07-0056-3**	**07/03/06**	**Aqueous**	**07/05/06**	**07/05/06**	**060705L01**

Comment(s): -Results were evaluated to the MDL, concentrations >= to the MDL but < RL, if found, are qualified with a "J" flag.

Parameter	Result	RL	MDL	DF	Qual	Parameter	Result	RL	MDL	DF	Qual
Acetone	ND	10	6.1	1		1,3-Dichloropropane	ND	1.0	0.30	1	
Benzene	ND	0.50	0.26	1		2,2-Dichloropropane	ND	1.0	0.40	1	
Bromobenzene	ND	1.0	0.47	1		1,1-Dichloropropene	ND	1.0	0.21	1	
Bromochloromethane	ND	1.0	0.68	1		c-1,3-Dichloropropene	ND	0.50	0.45	1	
Bromodichloromethane	ND	1.0	0.27	1		t-1,3-Dichloropropene	ND	0.50	0.31	1	
Bromoform	ND	1.0	0.62	1		Ethylbenzene	ND	1.0	0.17	1	
Bromomethane	ND	10	2.9	1		2-Hexanone	ND	10	1.9	1	
2-Butanone	ND	10	4.2	1		Isopropylbenzene	ND	1.0	0.24	1	
n-Butylbenzene	ND	1.0	0.29	1		p-Isopropyltoluene	ND	1.0	0.21	1	
sec-Butylbenzene	ND	1.0	0.21	1		Methylene Chloride	ND	10	2.6	1	
tert-Butylbenzene	ND	1.0	0.17	1		4-Methyl-2-Pentanone	ND	10	2.4	1	
Carbon Disulfide	ND	10	1.0	1		Naphthalene	ND	10	0.95	1	
Carbon Tetrachloride	ND	0.50	0.42	1		n-Propylbenzene	ND	1.0	0.30	1	
Chlorobenzene	ND	1.0	0.36	1		Styrene	ND	1.0	0.29	1	
Chloroethane	ND	1.0	0.52	1		1,1,1,2-Tetrachloroethane	ND	1.0	0.37	1	
Chloroform	0.67	1.0	0.22	1	J	1,1,2,2-Tetrachloroethane	ND	1.0	0.37	1	
Chloromethane	ND	10	1.8	1		Tetrachloroethene	ND	1.0	0.29	1	
2-Chlorotoluene	ND	1.0	0.24	1		Toluene	ND	1.0	0.35	1	
4-Chlorotoluene	ND	1.0	0.30	1		1,2,3-Trichlorobenzene	ND	1.0	0.39	1	
Dibromochloromethane	ND	1.0	0.45	1		1,2,4-Trichlorobenzene	ND	1.0	0.35	1	
1,2-Dibromo-3-Chloropropane	ND	5.0	2.5	1		1,1,1-Trichloroethane	ND	1.0	0.32	1	
1,2-Dibromoethane	ND	1.0	0.81	1		1,1,2-Trichloro-1,2,2-Trifluoroethane	ND	10	0.54	1	
Dibromomethane	ND	1.0	0.42	1		1,1,2-Trichloroethane	ND	1.0	0.54	1	
1,2-Dichlorobenzene	ND	1.0	0.24	1		Trichloroethene	15	1	0.30	1	
1,3-Dichlorobenzene	ND	1.0	0.38	1		Trichlorofluoromethane	ND	10	0.36	1	
1,4-Dichlorobenzene	ND	1.0	0.30	1		1,2,3-Trichloropropane	ND	5.0	2.3	1	
Dichlorodifluoromethane	ND	1.0	0.27	1		1,2,4-Trimethylbenzene	ND	1.0	0.26	1	
1,1-Dichloroethane	0.87	1.0	0.53	1	J	1,3,5-Trimethylbenzene	ND	1.0	0.19	1	
1,2-Dichloroethane	1.4	0.5	0.22	1		Vinyl Acetate	ND	10	3.2	1	
1,1-Dichloroethene	51	1	0.31	1		Vinyl Chloride	ND	0.50	0.33	1	
c-1,2-Dichloroethene	ND	1.0	0.35	1		p/m-Xylene	ND	1.0	0.38	1	
t-1,2-Dichloroethene	ND	1.0	0.29	1		o-Xylene	ND	1.0	0.21	1	
1,2-Dichloropropane	ND	1.0	0.28	1		Methyl-t-Butyl Ether (MTBE)	ND	1.0	0.29	1	

Surrogates:	REC (%)	Control Limits	Qual	Surrogates:	REC (%)	Control Limits	Qual
Dibromofluoromethane	105	74-140		1,2-Dichloroethane-d4	113	74-146	
Toluene-d8	102	88-112		1,4-Bromofluorobenzene	96	74-110	

RL - Reporting Limit , DF - Dilution Factor , Qual - Qualifiers

Calscience Environmental Laboratories, Inc.

Analytical Report

Tetra Tech, Inc.		Date Received:	07/03/06
348 West Hospitality Lane, Ste 100		Work Order No:	06-07-0056
San Bernardino, CA 92408-3216		Preparation:	EPA 5030B
		Method:	EPA 8260B
		Units:	ug/L
Project: LMC Beaumont Site 1 / TC #18086-01			Page 4 of 8

Client Sample Number	Lab Sample Number	Date Collected	Matrix	Date Prepared	Date Analyzed	QC Batch ID
MW-02	**06-07-0056-4**	**07/03/06**	**Aqueous**	**07/03/06**	**07/03/06**	**060703L01**

Comment(s): -Results were evaluated to the MDL, concentrations >= to the MDL but < RL, if found, are qualified with a "J" flag.

Parameter	Result	RL	MDL	DF	Qual	Parameter	Result	RL	MDL	DF	Qual
Acetone	ND	10	6.1	1		1,3-Dichloropropane	ND	1.0	0.30	1	
Benzene	ND	0.50	0.26	1		2,2-Dichloropropane	ND	1.0	0.40	1	
Bromobenzene	ND	1.0	0.47	1		1,1-Dichloropropene	ND	1.0	0.21	1	
Bromochloromethane	ND	1.0	0.68	1		c-1,3-Dichloropropene	ND	0.50	0.45	1	
Bromodichloromethane	ND	1.0	0.27	1		t-1,3-Dichloropropene	ND	0.50	0.31	1	
Bromoform	ND	1.0	0.62	1		Ethylbenzene	ND	1.0	0.17	1	
Bromomethane	ND	10	2.9	1		2-Hexanone	ND	10	1.9	1	
2-Butanone	ND	10	4.2	1		Isopropylbenzene	ND	1.0	0.24	1	
n-Butylbenzene	ND	1.0	0.29	1		p-Isopropyltoluene	ND	1.0	0.21	1	
sec-Butylbenzene	ND	1.0	0.21	1		Methylene Chloride	ND	10	2.6	1	
tert-Butylbenzene	ND	1.0	0.17	1		4-Methyl-2-Pentanone	ND	10	2.4	1	
Carbon Disulfide	ND	10	1.0	1		Naphthalene	ND	10	0.95	1	
Carbon Tetrachloride	ND	0.50	0.42	1		n-Propylbenzene	ND	1.0	0.30	1	
Chlorobenzene	ND	1.0	0.36	1		Styrene	ND	1.0	0.29	1	
Chloroethane	ND	1.0	0.52	1		1,1,1,2-Tetrachloroethane	ND	1.0	0.37	1	
Chloroform	0.63	1.0	0.22	1	J	1,1,2,2-Tetrachloroethane	ND	1.0	0.37	1	
Chloromethane	ND	10	1.8	1		Tetrachloroethene	ND	1.0	0.29	1	
2-Chlorotoluene	ND	1.0	0.24	1		Toluene	ND	1.0	0.35	1	
4-Chlorotoluene	ND	1.0	0.30	1		1,2,3-Trichlorobenzene	ND	1.0	0.39	1	
Dibromochloromethane	ND	1.0	0.45	1		1,2,4-Trichlorobenzene	ND	1.0	0.35	1	
1,2-Dibromo-3-Chloropropane	ND	5.0	2.5	1		1,1,1-Trichloroethane	1.3	1.0	0.32	1	
1,2-Dibromoethane	ND	1.0	0.81	1		1,1,2-Trichloro-1,2,2-Trifluoroethane	ND	10	0.54	1	
Dibromomethane	ND	1.0	0.42	1		1,1,2-Trichloroethane	ND	1.0	0.54	1	
1,2-Dichlorobenzene	ND	1.0	0.24	1		Trichloroethene	51	1	0.30	1	
1,3-Dichlorobenzene	ND	1.0	0.38	1		Trichlorofluoromethane	ND	10	0.36	1	
1,4-Dichlorobenzene	ND	1.0	0.30	1		1,2,3-Trichloropropane	ND	5.0	2.3	1	
Dichlorodifluoromethane	ND	1.0	0.27	1		1,2,4-Trimethylbenzene	ND	1.0	0.26	1	
1,1-Dichloroethane	2.5	1.0	0.53	1		1,3,5-Trimethylbenzene	ND	1.0	0.19	1	
1,2-Dichloroethane	2.7	0.5	0.22	1		Vinyl Acetate	ND	10	3.2	1	
1,1-Dichloroethene	70	1	0.31	1		Vinyl Chloride	ND	0.50	0.33	1	
c-1,2-Dichloroethene	0.68	1.0	0.35	1	J	p/m-Xylene	ND	1.0	0.38	1	
t-1,2-Dichloroethene	ND	1.0	0.29	1		o-Xylene	ND	1.0	0.21	1	
1,2-Dichloropropane	ND	1.0	0.28	1		Methyl-t-Butyl Ether (MTBE)	ND	1.0	0.29	1	

Surrogates:	REC (%)	Control Limits	Qual	Surrogates:	REC (%)	Control Limits	Qual
Dibromofluoromethane	104	74-140		1,2-Dichloroethane-d4	109	74-146	
Toluene-d8	103	88-112		1,4-Bromofluorobenzene	96	74-110	

RL - Reporting Limit , DF - Dilution Factor , Qual - Qualifiers

Calscience Environmental Laboratories, Inc.

Analytical Report

Tetra Tech, Inc.	Date Received:	07/03/06
348 West Hospitality Lane, Ste 100	Work Order No:	06-07-0056
San Bernardino, CA 92408-3216	Preparation:	EPA 5030B
	Method:	EPA 8260B
	Units:	ug/L
Project: LMC Beaumont Site 1 / TC #18086-01		Page 5 of 8

Client Sample Number	Lab Sample Number	Date Collected	Matrix	Date Prepared	Date Analyzed	QC Batch ID
MW-102	**06-07-0056-5**	**07/03/06**	**Aqueous**	**07/03/06**	**07/03/06**	**060703L01**

Comment(s): -Results were evaluated to the MDL, concentrations >= to the MDL but < RL, if found, are qualified with a "J" flag.

Parameter	Result	RL	MDL	DF	Qual	Parameter	Result	RL	MDL	DF	Qual
Acetone	ND	10	6.1	1		1,3-Dichloropropane	ND	1.0	0.30	1	
Benzene	ND	0.50	0.26	1		2,2-Dichloropropane	ND	1.0	0.40	1	
Bromobenzene	ND	1.0	0.47	1		1,1-Dichloropropene	ND	1.0	0.21	1	
Bromochloromethane	ND	1.0	0.68	1		c-1,3-Dichloropropene	ND	0.50	0.45	1	
Bromodichloromethane	ND	1.0	0.27	1		t-1,3-Dichloropropene	ND	0.50	0.31	1	
Bromoform	ND	1.0	0.62	1		Ethylbenzene	ND	1.0	0.17	1	
Bromomethane	ND	10	2.9	1		2-Hexanone	ND	10	1.9	1	
2-Butanone	ND	10	4.2	1		Isopropylbenzene	ND	1.0	0.24	1	
n-Butylbenzene	ND	1.0	0.29	1		p-Isopropyltoluene	ND	1.0	0.21	1	
sec-Butylbenzene	ND	1.0	0.21	1		Methylene Chloride	ND	10	2.6	1	
tert-Butylbenzene	ND	1.0	0.17	1		4-Methyl-2-Pentanone	ND	10	2.4	1	
Carbon Disulfide	ND	10	1.0	1		Naphthalene	ND	10	0.95	1	
Carbon Tetrachloride	ND	0.50	0.42	1		n-Propylbenzene	ND	1.0	0.30	1	
Chlorobenzene	ND	1.0	0.36	1		Styrene	ND	1.0	0.29	1	
Chloroethane	ND	1.0	0.52	1		1,1,1,2-Tetrachloroethane	ND	1.0	0.37	1	
Chloroform	0.63	1.0	0.22	1	J	1,1,2,2-Tetrachloroethane	ND	1.0	0.37	1	
Chloromethane	ND	10	1.8	1		Tetrachloroethene	ND	1.0	0.29	1	
2-Chlorotoluene	ND	1.0	0.24	1		Toluene	ND	1.0	0.35	1	
4-Chlorotoluene	ND	1.0	0.30	1		1,2,3-Trichlorobenzene	ND	1.0	0.39	1	
Dibromochloromethane	ND	1.0	0.45	1		1,2,4-Trichlorobenzene	ND	1.0	0.35	1	
1,2-Dibromo-3-Chloropropane	ND	5.0	2.5	1		1,1,1-Trichloroethane	1.2	1.0	0.32	1	
1,2-Dibromoethane	ND	1.0	0.81	1		1,1,2-Trichloro-1,2,2-Trifluoroethane	ND	10	0.54	1	
Dibromomethane	ND	1.0	0.42	1		1,1,2-Trichloroethane	ND	1.0	0.54	1	
1,2-Dichlorobenzene	ND	1.0	0.24	1		Trichloroethene	54	1	0.30	1	
1,3-Dichlorobenzene	ND	1.0	0.38	1		Trichlorofluoromethane	ND	10	0.36	1	
1,4-Dichlorobenzene	ND	1.0	0.30	1		1,2,3-Trichloropropane	ND	5.0	2.3	1	
Dichlorodifluoromethane	ND	1.0	0.27	1		1,2,4-Trimethylbenzene	ND	1.0	0.26	1	
1,1-Dichloroethane	1.6	1.0	0.53	1		1,3,5-Trimethylbenzene	ND	1.0	0.19	1	
1,2-Dichloroethane	2.8	0.5	0.22	1		Vinyl Acetate	ND	10	3.2	1	
1,1-Dichloroethene	76	1	0.31	1		Vinyl Chloride	ND	0.50	0.33	1	
c-1,2-Dichloroethene	0.74	1.0	0.35	1	J	p/m-Xylene	ND	1.0	0.38	1	
t-1,2-Dichloroethene	ND	1.0	0.29	1		o-Xylene	ND	1.0	0.21	1	
1,2-Dichloropropane	ND	1.0	0.28	1		Methyl-t-Butyl Ether (MTBE)	ND	1.0	0.29	1	

Surrogates:	REC (%)	Control Limits	Qual	Surrogates:	REC (%)	Control Limits	Qual
Dibromofluoromethane	109	74-140		1,2-Dichloroethane-d4	118	74-146	
Toluene-d8	102	88-112		1,4-Bromofluorobenzene	97	74-110	

RL - Reporting Limit , DF - Dilution Factor , Qual - Qualifiers

Calscience Environmental Laboratories, Inc.

Analytical Report

Tetra Tech, Inc.	Date Received:	07/03/06
348 West Hospitality Lane, Ste 100	Work Order No:	06-07-0056
San Bernardino, CA 92408-3216	Preparation:	EPA 5030B
	Method:	EPA 8260B
	Units:	ug/L
Project: LMC Beaumont Site 1 / TC #18086-01		Page 6 of 8

Client Sample Number	Lab Sample Number	Date Collected	Matrix	Date Prepared	Date Analyzed	QC Batch ID
LEB-070306-B	**06-07-0056-6**	**07/03/06**	**Aqueous**	**07/03/06**	**07/03/06**	**060703L01**

Comment(s): -Results were evaluated to the MDL, concentrations >= to the MDL but < RL, if found, are qualified with a "J" flag.

Parameter	Result	RL	MDL	DF	Qual	Parameter	Result	RL	MDL	DF	Qual
Acetone	ND	10	6.1	1		1,3-Dichloropropane	ND	1.0	0.30	1	
Benzene	ND	0.50	0.26	1		2,2-Dichloropropane	ND	1.0	0.40	1	
Bromobenzene	ND	1.0	0.47	1		1,1-Dichloropropene	ND	1.0	0.21	1	
Bromochloromethane	ND	1.0	0.68	1		c-1,3-Dichloropropene	ND	0.50	0.45	1	
Bromodichloromethane	ND	1.0	0.27	1		t-1,3-Dichloropropene	ND	0.50	0.31	1	
Bromoform	ND	1.0	0.62	1		Ethylbenzene	ND	1.0	0.17	1	
Bromomethane	ND	10	2.9	1		2-Hexanone	ND	10	1.9	1	
2-Butanone	ND	10	4.2	1		Isopropylbenzene	ND	1.0	0.24	1	
n-Butylbenzene	ND	1.0	0.29	1		p-Isopropyltoluene	ND	1.0	0.21	1	
sec-Butylbenzene	ND	1.0	0.21	1		Methylene Chloride	ND	10	2.6	1	
tert-Butylbenzene	ND	1.0	0.17	1		4-Methyl-2-Pentanone	ND	10	2.4	1	
Carbon Disulfide	ND	10	1.0	1		Naphthalene	ND	10	0.95	1	
Carbon Tetrachloride	ND	0.50	0.42	1		n-Propylbenzene	ND	1.0	0.30	1	
Chlorobenzene	ND	1.0	0.36	1		Styrene	ND	1.0	0.29	1	
Chloroethane	ND	1.0	0.52	1		1,1,1,2-Tetrachloroethane	ND	1.0	0.37	1	
Chloroform	0.29	1.0	0.22	1	J	1,1,2,2-Tetrachloroethane	ND	1.0	0.37	1	
Chloromethane	ND	10	1.8	1		Tetrachloroethene	ND	1.0	0.29	1	
2-Chlorotoluene	ND	1.0	0.24	1		Toluene	ND	1.0	0.35	1	
4-Chlorotoluene	ND	1.0	0.30	1		1,2,3-Trichlorobenzene	ND	1.0	0.39	1	
Dibromochloromethane	ND	1.0	0.45	1		1,2,4-Trichlorobenzene	ND	1.0	0.35	1	
1,2-Dibromo-3-Chloropropane	ND	5.0	2.5	1		1,1,1-Trichloroethane	ND	1.0	0.32	1	
1,2-Dibromoethane	ND	1.0	0.81	1		1,1,2-Trichloro-1,2,2-Trifluoroethane	ND	10	0.54	1	
Dibromomethane	ND	1.0	0.42	1		1,1,2-Trichloroethane	ND	1.0	0.54	1	
1,2-Dichlorobenzene	ND	1.0	0.24	1		Trichloroethene	ND	1.0	0.30	1	
1,3-Dichlorobenzene	ND	1.0	0.38	1		Trichlorofluoromethane	ND	10	0.36	1	
1,4-Dichlorobenzene	ND	1.0	0.30	1		1,2,3-Trichloropropane	ND	5.0	2.3	1	
Dichlorodifluoromethane	ND	1.0	0.27	1		1,2,4-Trimethylbenzene	ND	1.0	0.26	1	
1,1-Dichloroethane	ND	1.0	0.53	1		1,3,5-Trimethylbenzene	ND	1.0	0.19	1	
1,2-Dichloroethane	ND	0.50	0.22	1		Vinyl Acetate	ND	10	3.2	1	
1,1-Dichloroethene	ND	1.0	0.31	1		Vinyl Chloride	ND	0.50	0.33	1	
c-1,2-Dichloroethene	ND	1.0	0.35	1		p/m-Xylene	ND	1.0	0.38	1	
t-1,2-Dichloroethene	ND	1.0	0.29	1		o-Xylene	ND	1.0	0.21	1	
1,2-Dichloropropane	ND	1.0	0.28	1		Methyl-t-Butyl Ether (MTBE)	ND	1.0	0.29	1	

Surrogates:	REC (%)	Control Limits	Qual	Surrogates:	REC (%)	Control Limits	Qual
Dibromofluoromethane	104	74-140		1,2-Dichloroethane-d4	111	74-146	
Toluene-d8	100	88-112		1,4-Bromofluorobenzene	98	74-110	

RL - Reporting Limit , DF - Dilution Factor , Qual - Qualifiers

Calscience Environmental Laboratories, Inc.

Analytical Report

Tetra Tech, Inc.	Date Received:	07/03/06
348 West Hospitality Lane, Ste 100	Work Order No:	06-07-0056
San Bernardino, CA 92408-3216	Preparation:	EPA 5030B
	Method:	EPA 8260B
	Units:	ug/L
Project: LMC Beaumont Site 1 / TC #18086-01		Page 7 of 8

Client Sample Number	Lab Sample Number	Date Collected	Matrix	Date Prepared	Date Analyzed	QC Batch ID
Method Blank	**099-10-006-18,438**	**N/A**	**Aqueous**	**07/03/06**	**07/03/06**	**060703L01**

Comment(s): -Results were evaluated to the MDL, concentrations >= to the MDL but < RL, if found, are qualified with a "J" flag.

Parameter	Result	RL	MDL	DF	Qual	Parameter	Result	RL	MDL	DF	Qual
Acetone	ND	10	6.1	1		1,3-Dichloropropane	ND	1.0	0.30	1	
Benzene	ND	0.50	0.26	1		2,2-Dichloropropane	ND	1.0	0.40	1	
Bromobenzene	ND	1.0	0.47	1		1,1-Dichloropropene	ND	1.0	0.21	1	
Bromochloromethane	ND	1.0	0.68	1		c-1,3-Dichloropropene	ND	0.50	0.45	1	
Bromodichloromethane	ND	1.0	0.27	1		t-1,3-Dichloropropene	ND	0.50	0.31	1	
Bromoform	ND	1.0	0.62	1		Ethylbenzene	ND	1.0	0.17	1	
Bromomethane	ND	10	2.9	1		2-Hexanone	ND	10	1.9	1	
2-Butanone	ND	10	4.2	1		Isopropylbenzene	ND	1.0	0.24	1	
n-Butylbenzene	ND	1.0	0.29	1		p-Isopropyltoluene	ND	1.0	0.21	1	
sec-Butylbenzene	ND	1.0	0.21	1		Methylene Chloride	3.9	10.0	2.6	1	J
tert-Butylbenzene	ND	1.0	0.17	1		4-Methyl-2-Pentanone	ND	10	2.4	1	
Carbon Disulfide	ND	10	1.0	1		Naphthalene	ND	10	0.95	1	
Carbon Tetrachloride	ND	0.50	0.42	1		n-Propylbenzene	ND	1.0	0.30	1	
Chlorobenzene	ND	1.0	0.36	1		Styrene	ND	1.0	0.29	1	
Chloroethane	ND	1.0	0.52	1		1,1,1,2-Tetrachloroethane	ND	1.0	0.37	1	
Chloroform	ND	1.0	0.22	1		1,1,2,2-Tetrachloroethane	ND	1.0	0.37	1	
Chloromethane	ND	10	1.8	1		Tetrachloroethene	ND	1.0	0.29	1	
2-Chlorotoluene	ND	1.0	0.24	1		Toluene	ND	1.0	0.35	1	
4-Chlorotoluene	ND	1.0	0.30	1		1,2,3-Trichlorobenzene	ND	1.0	0.39	1	
Dibromochloromethane	ND	1.0	0.45	1		1,2,4-Trichlorobenzene	ND	1.0	0.35	1	
1,2-Dibromo-3-Chloropropane	ND	5.0	2.5	1		1,1,1-Trichloroethane	ND	1.0	0.32	1	
1,2-Dibromoethane	ND	1.0	0.81	1		1,1,2-Trichloro-1,2,2-Trifluoroethane	ND	10	0.54	1	
Dibromomethane	ND	1.0	0.42	1		1,1,2-Trichloroethane	ND	1.0	0.54	1	
1,2-Dichlorobenzene	ND	1.0	0.24	1		Trichloroethene	ND	1.0	0.30	1	
1,3-Dichlorobenzene	ND	1.0	0.38	1		Trichlorofluoromethane	ND	10	0.36	1	
1,4-Dichlorobenzene	ND	1.0	0.30	1		1,2,3-Trichloropropane	ND	5.0	2.3	1	
Dichlorodifluoromethane	ND	1.0	0.27	1		1,2,4-Trimethylbenzene	ND	1.0	0.26	1	
1,1-Dichloroethane	ND	1.0	0.53	1		1,3,5-Trimethylbenzene	ND	1.0	0.19	1	
1,2-Dichloroethane	ND	0.50	0.22	1		Vinyl Acetate	ND	10	3.2	1	
1,1-Dichloroethene	ND	1.0	0.31	1		Vinyl Chloride	ND	0.50	0.33	1	
c-1,2-Dichloroethene	ND	1.0	0.35	1		p/m-Xylene	ND	1.0	0.38	1	
t-1,2-Dichloroethene	ND	1.0	0.29	1		o-Xylene	ND	1.0	0.21	1	
1,2-Dichloropropane	ND	1.0	0.28	1		Methyl-t-Butyl Ether (MTBE)	ND	1.0	0.29	1	

Surrogates:	REC (%)	Control Limits	Qual	Surrogates:	REC (%)	Control Limits	Qual
Dibromofluoromethane	103	74-140		1,2-Dichloroethane-d4	102	74-146	
Toluene-d8	101	88-112		1,4-Bromofluorobenzene	97	74-110	

RL - Reporting Limit , DF - Dilution Factor , Qual - Qualifiers

Calscience Environmental Laboratories, Inc.

Analytical Report

Tetra Tech, Inc.	Date Received:	07/03/06
348 West Hospitality Lane, Ste 100	Work Order No:	06-07-0056
San Bernardino, CA 92408-3216	Preparation:	EPA 5030B
	Method:	EPA 8260B
	Units:	ug/L
Project: LMC Beaumont Site 1 / TC #18086-01		Page 8 of 8

Client Sample Number	Lab Sample Number	Date Collected	Matrix	Date Prepared	Date Analyzed	QC Batch ID
Method Blank	**099-10-006-18,445**	**N/A**	**Aqueous**	**07/05/06**	**07/05/06**	**060705L01**

Comment(s): -Results were evaluated to the MDL, concentrations >= to the MDL but < RL, if found, are qualified with a "J" flag.

Parameter	Result	RL	MDL	DF	Qual	Parameter	Result	RL	MDL	DF	Qual
Acetone	ND	10	6.1	1		1,3-Dichloropropane	ND	1.0	0.30	1	
Benzene	ND	0.50	0.26	1		2,2-Dichloropropane	ND	1.0	0.40	1	
Bromobenzene	ND	1.0	0.47	1		1,1-Dichloropropene	ND	1.0	0.21	1	
Bromochloromethane	ND	1.0	0.68	1		c-1,3-Dichloropropene	ND	0.50	0.45	1	
Bromodichloromethane	ND	1.0	0.27	1		t-1,3-Dichloropropene	ND	0.50	0.31	1	
Bromoform	ND	1.0	0.62	1		Ethylbenzene	ND	1.0	0.17	1	
Bromomethane	ND	10	2.9	1		2-Hexanone	ND	10	1.9	1	
2-Butanone	ND	10	4.2	1		Isopropylbenzene	ND	1.0	0.24	1	
n-Butylbenzene	ND	1.0	0.29	1		p-Isopropyltoluene	ND	1.0	0.21	1	
sec-Butylbenzene	ND	1.0	0.21	1		Methylene Chloride	3.9	10.0	2.6	1	J
tert-Butylbenzene	ND	1.0	0.17	1		4-Methyl-2-Pentanone	ND	10	2.4	1	
Carbon Disulfide	ND	10	1.0	1		Naphthalene	ND	10	0.95	1	
Carbon Tetrachloride	ND	0.50	0.42	1		n-Propylbenzene	ND	1.0	0.30	1	
Chlorobenzene	ND	1.0	0.36	1		Styrene	ND	1.0	0.29	1	
Chloroethane	ND	1.0	0.52	1		1,1,1,2-Tetrachloroethane	ND	1.0	0.37	1	
Chloroform	ND	1.0	0.22	1		1,1,2,2-Tetrachloroethane	ND	1.0	0.37	1	
Chloromethane	ND	10	1.8	1		Tetrachloroethene	ND	1.0	0.29	1	
2-Chlorotoluene	ND	1.0	0.24	1		Toluene	ND	1.0	0.35	1	
4-Chlorotoluene	ND	1.0	0.30	1		1,2,3-Trichlorobenzene	ND	1.0	0.39	1	
Dibromochloromethane	ND	1.0	0.45	1		1,2,4-Trichlorobenzene	ND	1.0	0.35	1	
1,2-Dibromo-3-Chloropropane	ND	5.0	2.5	1		1,1,1-Trichloroethane	ND	1.0	0.32	1	
1,2-Dibromoethane	ND	1.0	0.81	1		1,1,2-Trichloro-1,2,2-Trifluoroethane	ND	10	0.54	1	
Dibromomethane	ND	1.0	0.42	1		1,1,2-Trichloroethane	ND	1.0	0.54	1	
1,2-Dichlorobenzene	ND	1.0	0.24	1		Trichloroethene	ND	1.0	0.30	1	
1,3-Dichlorobenzene	ND	1.0	0.38	1		Trichlorofluoromethane	ND	10	0.36	1	
1,4-Dichlorobenzene	ND	1.0	0.30	1		1,2,3-Trichloropropane	ND	5.0	2.3	1	
Dichlorodifluoromethane	ND	1.0	0.27	1		1,2,4-Trimethylbenzene	ND	1.0	0.26	1	
1,1-Dichloroethane	ND	1.0	0.53	1		1,3,5-Trimethylbenzene	ND	1.0	0.19	1	
1,2-Dichloroethane	ND	0.50	0.22	1		Vinyl Acetate	ND	10	3.2	1	
1,1-Dichloroethene	ND	1.0	0.31	1		Vinyl Chloride	ND	0.50	0.33	1	
c-1,2-Dichloroethene	ND	1.0	0.35	1		p/m-Xylene	ND	1.0	0.38	1	
t-1,2-Dichloroethene	ND	1.0	0.29	1		o-Xylene	ND	1.0	0.21	1	
1,2-Dichloropropane	ND	1.0	0.28	1		Methyl-t-Butyl Ether (MTBE)	ND	1.0	0.29	1	

Surrogates:	REC (%)	Control Limits	Qual	Surrogates:	REC (%)	Control Limits	Qual
Dibromofluoromethane	100	74-140		1,2-Dichloroethane-d4	104	74-146	
Toluene-d8	101	88-112		1,4-Bromofluorobenzene	97	74-110	

RL - Reporting Limit , DF - Dilution Factor , Qual - Qualifiers

Calscience Environmental Laboratories, Inc.

EPA 8260B Tentatively Identified Compound List

Work Order	CEL Sample	Client ID	Q	Compound	CAS NUMBER	RT	On Column Conc. ug/L	Estimated Conc. ug/L
06-07-0056				No TICs found for all samples				

Q Qualifier
RT Retention Time

7440 Lincoln Way, Garden Grove, CA 92841-1432 • TEL: (714) 895-5494 • FAX: (714) 894-7501

Calscience Environmental Laboratories, Inc.

Analytical Report

Tetra Tech, Inc.		Date Received:	07/03/06
348 West Hospitality Lane, Ste 100		Work Order No:	06-07-0056
San Bernardino, CA 92408-3216		Preparation:	EPA 5030B
		Method:	SRL 524M-TCP

Project: LMC Beaumont Site 1 / TC #18086-01

Client Sample Number	Lab Sample Number	Date Collected	Matrix	Date Prepared	Date Analyzed	QC Batch ID
LEB-070306-GP	**06-07-0056-2**	**07/03/06**	**Aqueous**	**07/05/06**	**07/05/06**	**060705L01**

Comment(s): -Results were evaluated to the MDL, concentrations >= to the MDL but < RL, if found, are qualified with a "J" flag.

Parameter	Result	RL	MDL	DF	Qual	Units
1,2,3-Trichloropropane	ND	0.0050	0.0017	1		ug/L

Client Sample Number	Lab Sample Number	Date Collected	Matrix	Date Prepared	Date Analyzed	QC Batch ID
MW-02	**06-07-0056-4**	**07/03/06**	**Aqueous**	**07/05/06**	**07/05/06**	**060705L01**

Comment(s): -Results were evaluated to the MDL, concentrations >= to the MDL but < RL, if found, are qualified with a "J" flag.

Parameter	Result	RL	MDL	DF	Qual	Units
1,2,3-Trichloropropane	ND	0.0050	0.0017	1		ug/L

Client Sample Number	Lab Sample Number	Date Collected	Matrix	Date Prepared	Date Analyzed	QC Batch ID
MW-102	**06-07-0056-5**	**07/03/06**	**Aqueous**	**07/06/06**	**07/06/06**	**060706L01**

Comment(s): -Results were evaluated to the MDL, concentrations >= to the MDL but < RL, if found, are qualified with a "J" flag.

Parameter	Result	RL	MDL	DF	Qual	Units
1,2,3-Trichloropropane	ND	0.0050	0.0017	1		ug/L

Client Sample Number	Lab Sample Number	Date Collected	Matrix	Date Prepared	Date Analyzed	QC Batch ID
Method Blank	**099-10-022-246**	**N/A**	**Aqueous**	**07/05/06**	**07/05/06**	**060705L01**

Comment(s): -Results were evaluated to the MDL, concentrations >= to the MDL but < RL, if found, are qualified with a "J" flag.

Parameter	Result	RL	MDL	DF	Qual	Units
1,2,3-Trichloropropane	ND	0.0050	0.0017	1		ug/L

Client Sample Number	Lab Sample Number	Date Collected	Matrix	Date Prepared	Date Analyzed	QC Batch ID
Method Blank	**099-10-022-247**	**N/A**	**Aqueous**	**07/06/06**	**07/06/06**	**060706L01**

Comment(s): -Results were evaluated to the MDL, concentrations >= to the MDL but < RL, if found, are qualified with a "J" flag.

Parameter	Result	RL	MDL	DF	Qual	Units
1,2,3-Trichloropropane	ND	0.0050	0.0017	1		ug/L

RL - Reporting Limit , DF - Dilution Factor , Qual - Qualifiers

Calscience Environmental Laboratories, Inc.

Analytical Report

Tetra Tech, Inc.
348 West Hospitality Lane, Ste 100
San Bernardino, CA 92408-3216

Date Received: 07/03/06
Work Order No: 06-07-0056

Project: LMC Beaumont Site 1 / TC #18086-01

Client Sample Number	Lab Sample Number	Date Collected	Matrix
LEB-070306-GP	**06-07-0056-2**	**07/03/06**	**Aqueous**

Comment(s): (1) Results were evaluated to the MDL, concentrations >= to the MDL but < RL, if found, are qualified with a "J" flag.

Parameter	Result	RL	MDL	DF	Qual	Units	Date Prepared	Date Analyzed	Method
Chromium, Hexavalent (1)	0.10	0.20	0.0050	1	J,B	ug/L	N/A	07/03/06	EPA 218.6
Perchlorate (1)	ND	2.0	0.43	1		ug/L	N/A	07/08/06	EPA 314.0

Client Sample Number	Lab Sample Number	Date Collected	Matrix
MW-61C	**06-07-0056-3**	**07/03/06**	**Aqueous**

Parameter	Result	RL	MDL	DF	Qual	Units	Date Prepared	Date Analyzed	Method
Perchlorate	2200	200	43	100		ug/L	N/A	07/08/06	EPA 314.0

Client Sample Number	Lab Sample Number	Date Collected	Matrix
MW-02	**06-07-0056-4**	**07/03/06**	**Aqueous**

Parameter	Result	RL	MDL	DF	Qual	Units	Date Prepared	Date Analyzed	Method
Chromium, Hexavalent	1.3	0.2	0.0050	1	B	ug/L	N/A	07/03/06	EPA 218.6
Perchlorate	1300	200	43	100		ug/L	N/A	07/08/06	EPA 314.0

Client Sample Number	Lab Sample Number	Date Collected	Matrix
MW-102	**06-07-0056-5**	**07/03/06**	**Aqueous**

Parameter	Result	RL	MDL	DF	Qual	Units	Date Prepared	Date Analyzed	Method
Chromium, Hexavalent	1.3	0.2	0.0050	1	B	ug/L	N/A	07/03/06	EPA 218.6
Perchlorate	1300	200	43	100		ug/L	N/A	07/08/06	EPA 314.0

Client Sample Number	Lab Sample Number	Date Collected	Matrix
LEB-070306-B	**06-07-0056-6**	**07/03/06**	**Aqueous**

Comment(s): (1) Results were evaluated to the MDL, concentrations >= to the MDL but < RL, if found, are qualified with a "J" flag.

Parameter	Result	RL	MDL	DF	Qual	Units	Date Prepared	Date Analyzed	Method
Perchlorate (1)	ND	2.0	0.43	1		ug/L	N/A	07/08/06	EPA 314.0

RL - Reporting Limit , DF - Dilution Factor , Qual - Qualifiers

Calscience Environmental Laboratories, Inc.

Analytical Report

Tetra Tech, Inc.	Date Received:	07/03/06
348 West Hospitality Lane, Ste 100	Work Order No:	06-07-0056
San Bernardino, CA 92408-3216		

Project: LMC Beaumont Site 1 / TC #18086-01

Client Sample Number	Lab Sample Number	Date Collected	Matrix
Method Blank		**N/A**	**Aqueous**

Comment(s): (1) Results were evaluated to the MDL, concentrations >= to the MDL but < RL, if found, are qualified with a "J" flag.

Parameter	Result	RL	MDL	DF	Qual	Units	Date Prepared	Date Analyzed	Method
Chromium, Hexavalent (1)	0.040	0.20	0.0050	1	J	ug/L	N/A	07/03/06	EPA 218.6
Perchlorate (1)	ND	2.0	0.43	1		ug/L	N/A	07/07/06	EPA 314.0

RL - Reporting Limit , DF - Dilution Factor , Qual - Qualifiers

Calscience Environmental Laboratories, Inc.

Quality Control - Spike/Spike Duplicate

Tetra Tech, Inc.
348 West Hospitality Lane, Ste 100
San Bernardino, CA 92408-3216

Date Received: 07/03/06
Work Order No: 06-07-0056
Preparation: EPA 3010A Total
Method: EPA 6010B

Project LMC Beaumont Site 1 / TC #18086-01

Quality Control Sample ID	Matrix	Instrument	Date Prepared	Date Analyzed	MS/MSD Batch Number
06-06-1821-1	**Aqueous**	**ICP 3300**	**07/03/06**	**07/05/06**	**060703S08**

Parameter	MS %REC	MSD %REC	%REC CL	RPD	RPD CL	Qualifiers
Arsenic	102	106	80-140	3	0-11	
Beryllium	101	104	89-119	3	0-8	
Cadmium	103	106	82-124	3	0-7	
Lead	102	106	84-120	4	0-7	

RPD - Relative Percent Difference , CL - Control Limit

Calscience Environmental Laboratories, Inc.

Quality Control - Spike/Spike Duplicate

Tetra Tech, Inc.
348 West Hospitality Lane, Ste 100
San Bernardino, CA 92408-3216

Date Received: 07/03/06
Work Order No: 06-07-0056
Preparation: EPA 5030B
Method: EPA 8260B

Project LMC Beaumont Site 1 / TC #18086-01

Quality Control Sample ID	Matrix	Instrument	Date Prepared	Date Analyzed	MS/MSD Batch Number
06-06-1816-2	**Aqueous**	**GC/MS O**	**07/03/06**	**07/03/06**	**060703S01**

Parameter	MS %REC	MSD %REC	%REC CL	RPD	RPD CL	Qualifiers
Benzene	104	105	88-118	0	0-7	
Carbon Tetrachloride	108	109	67-145	1	0-11	
Chlorobenzene	102	102	88-118	0	0-7	
1,2-Dichlorobenzene	101	105	86-116	4	0-8	
1,1-Dichloroethene	100	102	70-130	1	0-25	
Toluene	108	110	87-123	2	0-8	
Trichloroethene	106	108	79-127	2	0-10	
Vinyl Chloride	88	88	69-129	1	0-13	
Methyl-t-Butyl Ether (MTBE)	103	105	71-131	1	0-13	
Tert-Butyl Alcohol (TBA)	101	99	36-168	2	0-45	
Diisopropyl Ether (DIPE)	50	109	81-123	74	0-9	3,4
Ethyl-t-Butyl Ether (ETBE)	110	112	72-126	2	0-12	
Tert-Amyl-Methyl Ether (TAME)	114	116	72-126	2	0-12	
Ethanol	107	106	53-149	0	0-31	

RPD - Relative Percent Difference , CL - Control Limit

Calscience Environmental Laboratories, Inc.

Quality Control - Spike/Spike Duplicate

Tetra Tech, Inc.
348 West Hospitality Lane, Ste 100
San Bernardino, CA 92408-3216

Date Received: 07/03/06
Work Order No: 06-07-0056
Preparation: EPA 5030B
Method: EPA 8260B

Project LMC Beaumont Site 1 / TC #18086-01

Quality Control Sample ID	Matrix	Instrument	Date Prepared	Date Analyzed	MS/MSD Batch Number
MW-61C	**Aqueous**	**GC/MS O**	**07/05/06**	**07/05/06**	**060705S01**

Parameter	MS %REC	MSD %REC	%REC CL	RPD	RPD CL	Qualifiers
Benzene	102	104	88-118	2	0-7	
Carbon Tetrachloride	111	110	67-145	2	0-11	
Chlorobenzene	103	103	88-118	0	0-7	
1,2-Dichlorobenzene	104	106	86-116	2	0-8	
1,1-Dichloroethene	106	104	70-130	1	0-25	
Toluene	107	106	87-123	1	0-8	
Trichloroethene	103	106	79-127	2	0-10	
Vinyl Chloride	84	92	69-129	9	0-13	
Methyl-t-Butyl Ether (MTBE)	102	109	71-131	6	0-13	
Tert-Butyl Alcohol (TBA)	89	105	36-168	17	0-45	
Diisopropyl Ether (DIPE)	110	52	81-123	72	0-9	4,3
Ethyl-t-Butyl Ether (ETBE)	107	110	72-126	3	0-12	
Tert-Amyl-Methyl Ether (TAME)	104	114	72-126	9	0-12	
Ethanol	99	115	53-149	16	0-31	

RPD - Relative Percent Difference , CL - Control Limit

Calscience Environmental Laboratories, Inc.

Quality Control - Spike/Spike Duplicate

Tetra Tech, Inc.
348 West Hospitality Lane, Ste 100
San Bernardino, CA 92408-3216

Date Received: 07/03/06
Work Order No: 06-07-0056
Preparation: EPA 5030B
Method: SRL 524M-TCP

Project LMC Beaumont Site 1 / TC #18086-01

Quality Control Sample ID	Matrix	Instrument	Date Prepared	Date Analyzed	MS/MSD Batch Number
06-07-0058-1	**Aqueous**	**GC/MS M**	**07/05/06**	**07/05/06**	**060705S01**

Parameter	MS %REC	MSD %REC	%REC CL	RPD	RPD CL	Qualifiers
1,2,3-Trichloropropane	104	93	80-120	12	0-20	
1,4-Dioxane	117	103	80-120	12	0-20	

RPD - Relative Percent Difference , CL - Control Limit

Calscience Environmental Laboratories, Inc.

Quality Control - Spike/Spike Duplicate

ACCREDITED IN ACCORDANCE WITH nelac

Tetra Tech, Inc.
348 West Hospitality Lane, Ste 100
San Bernardino, CA 92408-3216

Date Received: 07/03/06
Work Order No: 06-07-0056
Preparation: EPA 5030B
Method: SRL 524M-TCP

Project LMC Beaumont Site 1 / TC #18086-01

Quality Control Sample ID	Matrix	Instrument	Date Prepared	Date Analyzed	MS/MSD Batch Number
MW-102	**Aqueous**	**GC/MS M**	**07/06/06**	**07/06/06**	**060706S01**

Parameter	MS %REC	MSD %REC	%REC CL	RPD	RPD CL	Qualifiers
1,2,3-Trichloropropane	90	90	80-120	0	0-20	
1,4-Dioxane	98	133	80-120	9	0-20	3

RPD - Relative Percent Difference , CL - Control Limit

Calscience Environmental Laboratories, Inc.

Quality Control - Spike/Spike Duplicate

Tetra Tech, Inc.
348 West Hospitality Lane, Ste 100
San Bernardino, CA 92408-3216

Date Received: N/A
Work Order No: 06-07-0056

Project: LMC Beaumont Site 1 / TC #18086-01

Matrix: Aqueous

Parameter	Method	Quality Control Sample ID	Date Analyzed	Date Extracted	MS% REC	MSD % REC	%REC CL	RPD	RPD CL	Qualifiers
Chromium, Hexavalent	EPA 218.6	LEB-070306-GP	07/03/06	N/A	101	103	85-121	2	0-4	
Perchlorate	EPA 314.0	06-06-1885-2	07/07/06	N/A	94	94	80-120	0	0-15	

RPD - Relative Percent Difference , CL - Control Limit

Calscience Environmental Laboratories, Inc.

Quality Control - LCS/LCS Duplicate

ACCREDITED IN ACCORDANCE WITH nelac

Tetra Tech, Inc.	Date Received:	N/A
348 West Hospitality Lane, Ste 100	Work Order No:	06-07-0056
San Bernardino, CA 92408-3216	Preparation:	EPA 3010A Total
	Method:	EPA 6010B

Project: LMC Beaumont Site 1 / TC #18086-01

Quality Control Sample ID	Matrix	Instrument	Date Prepared	Date Analyzed	LCS/LCSD Batch Number
097-01-003-6,261	**Aqueous**	**ICP 3300**	**07/03/06**	**07/05/06**	**060703L08**

Parameter	LCS %REC	LCSD %REC	%REC CL	RPD	RPD CL	Qualifiers
Arsenic	101	98	80-120	3	0-20	
Beryllium	100	99	80-120	1	0-20	
Cadmium	103	104	80-120	1	0-20	
Lead	104	101	80-120	3	0-20	

RPD - Relative Percent Difference , CL - Control Limit

Calscience Environmental Laboratories, Inc.

Quality Control - LCS/LCS Duplicate

Tetra Tech, Inc.
348 West Hospitality Lane, Ste 100
San Bernardino, CA 92408-3216

Date Received: N/A
Work Order No: 06-07-0056
Preparation: EPA 3520B
Method: EPA 8270C

Project: LMC Beaumont Site 1 / TC #18086-01

Quality Control Sample ID	Matrix	Instrument	Date Prepared	Date Analyzed	LCS/LCSD Batch Number
095-01-003-1,964	**Aqueous**	**GC/MS GG**	**07/05/06**	**07/10/06**	**060705L06**

Parameter	LCS %REC	LCSD %REC	%REC CL	RPD	RPD CL	Qualifiers
Phenol	75	69	4-142	7	0-24	
2-Chlorophenol	91	91	53-113	1	0-17	
1,4-Dichlorobenzene	86	86	50-122	0	0-19	
N-Nitroso-di-n-propylamine	80	76	56-146	5	0-22	
4-Chloro-3-Methylphenol	85	84	55-121	2	0-18	
Acenaphthene	97	100	55-139	4	0-17	
4-Nitrophenol	91	85	1-145	8	0-29	
2,4-Dinitrotoluene	119	128	41-161	7	0-22	
Pentachlorophenol	94	93	34-130	1	0-23	
Pyrene	64	56	38-170	14	0-27	
1,2,4-Trichlorobenzene	86	87	49-121	1	0-19	

RPD - Relative Percent Difference , CL - Control Limit

Calscience Environmental Laboratories, Inc.

Quality Control - LCS/LCS Duplicate

Tetra Tech, Inc.
348 West Hospitality Lane, Ste 100
San Bernardino, CA 92408-3216

Date Received: N/A
Work Order No: 06-07-0056
Preparation: EPA 3520B
Method: EPA 8270C(M) Isotope Dilution

Project: LMC Beaumont Site 1 / TC #18086-01

Quality Control Sample ID	Matrix	Instrument	Date Prepared	Date Analyzed	LCS/LCSD Batch Number
099-09-004-608	**Aqueous**	**GC/MS J**	**07/05/06**	**07/11/06**	**060705L06D**

Parameter	LCS %REC	LCSD %REC	%REC CL	RPD	RPD CL	Qualifiers
1,4-Dioxane	111	114	50-130	2	0-20	

RPD - Relative Percent Difference , CL - Control Limit

Calscience Environmental Laboratories, Inc.

Quality Control - LCS/LCS Duplicate

Tetra Tech, Inc.
348 West Hospitality Lane, Ste 100
San Bernardino, CA 92408-3216

Date Received: N/A
Work Order No: 06-07-0056
Preparation: EPA 3520B
Method: EPA 8270C(M) Isotope Dilution

Project: LMC Beaumont Site 1 / TC #18086-01

Quality Control Sample ID	Matrix	Instrument	Date Prepared	Date Analyzed	LCS/LCSD Batch Number
099-09-004-607	**Aqueous**	**GC/MS P**	**07/05/06**	**07/07/06**	**060705L13**

Parameter	LCS %REC	LCSD %REC	%REC CL	RPD	RPD CL	Qualifiers
1,4-Dioxane	100	104	50-130	5	0-20	

RPD - Relative Percent Difference , CL - Control Limit

Calscience Environmental Laboratories, Inc.

Quality Control - LCS/LCS Duplicate

Tetra Tech, Inc.
348 West Hospitality Lane, Ste 100
San Bernardino, CA 92408-3216

Date Received: N/A
Work Order No: 06-07-0056
Preparation: EPA 3520B
Method: EPA 1625CM

Project: LMC Beaumont Site 1 / TC #18086-01

Quality Control Sample ID	Matrix	Instrument	Date Prepared	Date Analyzed	LCS/LCSD Batch Number
099-07-027-255	**Aqueous**	**GC/MS H**	**07/05/06**	**07/07/06**	**060705L07**

Parameter	LCS %REC	LCSD %REC	%REC CL	RPD	RPD CL	Qualifiers
N-Nitrosodimethylamine	57	57	50-130	1	0-20	

RPD - Relative Percent Difference , CL - Control Limit

Calscience Environmental Laboratories, Inc.

Quality Control - LCS/LCS Duplicate

Tetra Tech, Inc.
348 West Hospitality Lane, Ste 100
San Bernardino, CA 92408-3216

Date Received: N/A
Work Order No: 06-07-0056
Preparation: Extraction
Method: EPA 8330

Project: LMC Beaumont Site 1 / TC #18086-01

Quality Control Sample ID	Matrix	Instrument	Date Prepared	Date Analyzed	LCS/LCSD Batch Number
099-10-032-42	**Aqueous**	**HPLC 7**	**07/05/06**	**07/07/06**	**060705L03**

Parameter	LCS %REC	LCSD %REC	%REC CL	RPD	RPD CL	Qualifiers
4-Amino-2,6-DNT	76	89	40-160	15	0-20	
2-Amino-4,6-DNT	88	84	40-160	5	0-20	
1,3-Dinitrobenzene	90	84	40-160	7	0-20	
2,4-Dinitrotoluene	99	90	40-160	10	0-20	
2,6-Dinitrotoluene	88	84	40-160	5	0-20	
HMX	96	86	40-160	10	0-20	
Nitrobenzene	89	89	40-160	0	0-20	
2-Nitrotoluene	86	85	40-160	1	0-20	
3-Nitrotoluene	90	82	40-160	8	0-20	
4-Nitrotoluene	85	84	40-160	0	0-20	
RDX	94	83	40-160	12	0-20	
Tetryl	102	104	40-160	2	0-20	
1,3,5-Trinitrobenzene	97	102	40-160	4	0-20	
2,4,6-Trinitrotoluene	107	91	40-160	16	0-20	

RPD - Relative Percent Difference , CL - Control Limit

Calscience Environmental Laboratories, Inc.

Quality Control - LCS/LCS Duplicate

Tetra Tech, Inc.
348 West Hospitality Lane, Ste 100
San Bernardino, CA 92408-3216

Date Received: N/A
Work Order No: 06-07-0056
Preparation: EPA 5030B
Method: EPA 8260B

Project: LMC Beaumont Site 1 / TC #18086-01

Quality Control Sample ID	Matrix	Instrument	Date Prepared	Date Analyzed	LCS/LCSD Batch Number
099-10-006-18,438	**Aqueous**	**GC/MS O**	**07/03/06**	**07/03/06**	**060703L01**

Parameter	LCS %REC	LCSD %REC	%REC CL	RPD	RPD CL	Qualifiers
Benzene	98	100	84-120	3	0-8	
Carbon Tetrachloride	104	107	63-147	3	0-10	
Chlorobenzene	101	100	89-119	0	0-7	
1,2-Dichlorobenzene	103	104	89-119	1	0-9	
1,1-Dichloroethene	94	95	77-125	1	0-16	
Toluene	103	102	83-125	1	0-9	
Trichloroethene	99	103	89-119	4	0-8	
Vinyl Chloride	78	82	63-135	5	0-13	
Methyl-t-Butyl Ether (MTBE)	96	100	82-118	4	0-13	
Tert-Butyl Alcohol (TBA)	85	84	46-154	1	0-32	
Diisopropyl Ether (DIPE)	100	104	81-123	4	0-11	
Ethyl-t-Butyl Ether (ETBE)	99	103	74-122	4	0-12	
Tert-Amyl-Methyl Ether (TAME)	103	108	76-124	5	0-10	
Ethanol	93	96	60-138	3	0-32	

RPD - Relative Percent Difference , CL - Control Limit

Calscience Environmental Laboratories, Inc.

Quality Control - LCS/LCS Duplicate

Tetra Tech, Inc.
348 West Hospitality Lane, Ste 100
San Bernardino, CA 92408-3216

Date Received: N/A
Work Order No: 06-07-0056
Preparation: EPA 5030B
Method: EPA 8260B

Project: LMC Beaumont Site 1 / TC #18086-01

Quality Control Sample ID	Matrix	Instrument	Date Prepared	Date Analyzed	LCS/LCSD Batch Number
099-10-006-18,445	**Aqueous**	**GC/MS O**	**07/05/06**	**07/05/06**	**060705L01**

Parameter	LCS %REC	LCSD %REC	%REC CL	RPD	RPD CL	Qualifiers
Benzene	98	96	84-120	1	0-8	
Carbon Tetrachloride	106	106	63-147	0	0-10	
Chlorobenzene	99	100	89-119	1	0-7	
1,2-Dichlorobenzene	103	103	89-119	1	0-9	
1,1-Dichloroethene	93	96	77-125	2	0-16	
Toluene	103	103	83-125	0	0-9	
Trichloroethene	99	98	89-119	1	0-8	
Vinyl Chloride	77	82	63-135	6	0-13	
Methyl-t-Butyl Ether (MTBE)	93	94	82-118	1	0-13	
Tert-Butyl Alcohol (TBA)	73	75	46-154	2	0-32	
Diisopropyl Ether (DIPE)	99	102	81-123	3	0-11	
Ethyl-t-Butyl Ether (ETBE)	96	98	74-122	2	0-12	
Tert-Amyl-Methyl Ether (TAME)	101	99	76-124	2	0-10	
Ethanol	92	93	60-138	0	0-32	

RPD - Relative Percent Difference , CL - Control Limit

Calscience Environmental Laboratories, Inc.

Quality Control - LCS/LCS Duplicate

Tetra Tech, Inc.
348 West Hospitality Lane, Ste 100
San Bernardino, CA 92408-3216

Date Received: N/A
Work Order No: 06-07-0056
Preparation: EPA 5030B
Method: SRL 524M-TCP

Project: LMC Beaumont Site 1 / TC #18086-01

Quality Control Sample ID	Matrix	Instrument	Date Prepared	Date Analyzed	LCS/LCSD Batch Number
099-10-022-246	**Aqueous**	**GC/MS M**	**07/05/06**	**07/05/06**	**060705L01**

Parameter	LCS %REC	LCSD %REC	%REC CL	RPD	RPD CL	Qualifiers
1,2,3-Trichloropropane	84	94	80-120	12	0-20	
1,4-Dioxane	83	94	80-120	13	0-20	

RPD - Relative Percent Difference , CL - Control Limit

Calscience Environmental Laboratories, Inc.

Quality Control - LCS/LCS Duplicate

Tetra Tech, Inc.
348 West Hospitality Lane, Ste 100
San Bernardino, CA 92408-3216

Date Received: N/A
Work Order No: 06-07-0056
Preparation: EPA 5030B
Method: SRL 524M-TCP

Project: LMC Beaumont Site 1 / TC #18086-01

Quality Control Sample ID	Matrix	Instrument	Date Prepared	Date Analyzed	LCS/LCSD Batch Number
099-10-022-247	**Aqueous**	**GC/MS M**	**07/06/06**	**07/06/06**	**060706L01**

Parameter	LCS %REC	LCSD %REC	%REC CL	RPD	RPD CL	Qualifiers
1,2,3-Trichloropropane	80	84	80-120	4	0-20	
1,4-Dioxane	93	102	80-120	10	0-20	

RPD - Relative Percent Difference , CL - Control Limit

Calscience Environmental Laboratories, Inc.

Quality Control - LCS/LCS Duplicate

Tetra Tech, Inc.
348 West Hospitality Lane, Ste 100
San Bernardino, CA 92408-3216

Date Received: N/A
Work Order No: 06-07-0056

Project: LMC Beaumont Site 1 / TC #18086-01

Matrix: Aqueous

Parameter	Method	Quality Control Sample ID	Date Extracted	Date Analyzed	LCS % REC	LCSD % REC	%REC CL	RPD	RPD CL	Qual
Chromium, Hexavalent	EPA 218.6	099-05-124-493	N/A	07/03/06	99	99	95-107	0	0-20	
Perchlorate	EPA 314.0	099-05-203-426	N/A	07/07/06	93	92	85-115	1	0-15	

RPD - Relative Percent Difference , CL - Control Limit

Calscience Environmental Laboratories, Inc.

Glossary of Terms and Qualifiers

Work Order Number: 06-07-0056

Qualifier	Definition
*	See applicable analysis comment.
1	Surrogate compound recovery was out of control due to a required sample dilution, therefore, the sample data was reported without further clarification.
2	Surrogate compound recovery was out of control due to matrix interference. The associated method blank surrogate spike compound was in control and, therefore, the sample data was reported without further clarification.
3	Recovery of the Matrix Spike or Matrix Spike Duplicate compound was out of control due to matrix interference. The associated LCS and/or LCSD was in control and, therefore, the sample data was reported without further clarification.
4	The MS/MSD RPD was out of control due to matrix interference. The LCS/LCSD RPD was in control and, therefore, the sample data was reported without further clarification.
5	The PDS/PDSD associated with this batch of samples was out of control due to a matrix interference effect. The associated batch LCS/LCSD was in control and, hence, the associated sample data was reported with no further corrective action required.
A	Result is the average of all dilutions, as defined by the method.
B	Analyte was present in the associated method blank.
C	Analyte presence was not confirmed on primary column.
E	Concentration exceeds the calibration range.
H	Sample received and/or analyzed past the recommended holding time.
J	Analyte was detected at a concentration below the reporting limit and above the laboratory method detection limit. Reported value is estimated.
N	Nontarget Analyte.
ND	Parameter not detected at the indicated reporting limit.
Q	Spike recovery and RPD control limits do not apply resulting from the parameter concentration in the sample exceeding the spike concentration by a factor of four or greater.
U	Undetected at the laboratory method detection limit.
X	% Recovery and/or RPD out-of-range.
Z	Analyte presence was not confirmed by second column or GC/MS analysis.

TETRA TECH, INC.
348 W. Hospitality Lane, Suite 100
San Bernardino, California 92408
Telephone: (909) 381-1674
FAX: (909) 889-1391

SHIP TO: Calscience (via courier)

CHAIN OF CUSTODY RECORD

6056

DATE 07/03/2006 PAGE 1 OF 1

CLIENT: Tetra Tech
PROJECT NAME: LMC Beaumont Site 1
PROJECT MANAGER: Brenda Meyer
TC #: 18086-01
SAMPLERS (Signatures)

PARAMETERS

LINE ITEM	SAMPLE NO.	DATE	TIME	VOCs+Search TIC (w 8260B)	Perchlorate (314.0)	1,4-Dioxane (8270C mod)	RDX (8330)	NDMA (1625C mod)	1,2,3-TCP (SRL 524 mod)	Total As, Be, Cd, Pb (6010B)	Dissolved As, Be, Cd, Pb (6020)	Hex Chrome (218.6						FILTERED/UNFILTERED	MATRIX TYPE	CONTAINER TYPE	NUMBER OF CONTAINERS	PRESERVATIVE	
1.	LTB-070306	07/03/2006	0700	X														Un	W	G	2	HCl	
2.	LEB-070306-GP		0715	X	X	X	X	X	X	X	X	X						Un/F	W	G/P	12	HCl / H_2SO_4	
3.	MW-61C		1030	X	X	X												Un	W	G/P	5	HCl	Sampled from bailer
4.	MW-02		1149	X	X	X	X	X	X	X	X	X						Un/F	W	G/P	12	H_2SO_4	
5.	MW-102		1159	X	X	X	X	X	X	X	X	X						Un/F	W	G/P	12		
6.	~~MW-46~~ OCB			X	X	X												Un	W	G/P	5		not sampled
7.	LEB-070306-BL OCB		1345	X	X	X												Un	W	G/P	5	↓	Bailer Equip. Blank
8.																							
9.																							
10.																							

TURN-AROUND TIME: Standard

OBSERVATIONS/COMMENTS: Report All Data to the MDL

FILTERING: ☐ FILTERED ☐ UNFILTERED

MATRIX TYPE: S - Soil; M - Sediment; W - Water

CONTAINER TYPE: G - Glass Bottle/Jar; SS - Stainless Steel Sleeve; SB - Brass Sleeve; P - Plastic Bottle/Jar

PRESERVATIVES: (Water Only) HCL; NR (None required); NaOH; H_2SO_4

RELINQUISHED BY	SIGNATURE		DATE	TIME	TOTAL NUMBER OF CONTAINERS ON THIS CHAIN OF CUSTODY: 48
David Bertolacci		TETRA TECH, INC.	07/03/2006	1430	
RECEIVED BY: D BAILEY	SIGNATURE	COMPANY: CEL	DATE: 7/3/06	TIME: 1430	METHOD OF SHIPMENT/SHIPMENT NO.: courier
RELINQUISHED BY: D BAILEY	SIGNATURE	COMPANY: CEL	DATE: 7/3/06	TIME: 1550	Special Shipping/Handling/Storage Requirements:
RECEIVED BY: J. PATEL	SIGNATURE	COMPANY: CEL	DATE: 7/3/06	TIME: 1550	

DISTRIBUTION: White and Pink = Tetra Tech, Inc. Canary = Laboratory

X:\GIS\ATT-MISC\COCR.CDR

Calscience Environmental Laboratories, Inc.

WORK ORDER #: 06 - 07 - 0056

Cooler 1 of 1

SAMPLE RECEIPT FORM

CLIENT: Tetra Tech DATE: 7/3/6

TEMPERATURE – SAMPLES RECEIVED BY:

CALSCIENCE COURIER:

- ✓ Chilled, cooler with temperature blank provided.
- _____ Chilled, cooler without temperature blank.
- _____ Chilled and placed in cooler with wet ice.
- _____ Ambient and placed in cooler with wet ice.
- _____ Ambient temperature.

3.5 °C Temperature blank.

LABORATORY (Other than Calscience Courier):

- _____ °C Temperature blank.
- _____ °C IR thermometer.
- _____ Ambient temperature.

Initial: [signature]

CUSTODY SEAL INTACT:

Sample(s): _____ Cooler: _____ No (Not Intact) : _____ Not Applicable (N/A): ✓

Initial: [signature]

SAMPLE CONDITION:

	Yes	No	N/A
Chain-Of-Custody document(s) received with samples	✓		
Sampler's name indicated on COC	✓		
Sample container label(s) consistent with custody papers	✓		
Sample container(s) intact and good condition	✓		
Correct containers and volume for analyses requested	✓		
Proper preservation noted on sample label(s)	✓		
VOA vial(s) free of headspace.	✓		
Tedlar bag(s) free of condensation			✓

Initial: [signature]

COMMENTS:

Calscience
Environmental
Laboratories, Inc.

July 20, 2006

Brenda Meyer
Tetra Tech, Inc.
348 West Hospitality Lane, Ste 100
San Bernardino, CA 92408-3216

Subject: **Calscience Work Order No.: 06-07-0161**
Client Reference: LMC Beaumont Site 1 / TC #18086-02

Dear Client:

Enclosed is an analytical report for the above-referenced project. The samples included in this report were received 7/6/2006 and analyzed in accordance with the attached chain-of-custody.

Unless otherwise noted, all analytical testing was accomplished in accordance with the guidelines established in our Quality Systems Manual, applicable standard operating procedures, and other related documentation. The original report of any subcontracted analysis is provided herein, and follows the standard Calscience data package. The results in this analytical report are limited to the samples tested and any reproduction thereof must be made in its entirety.

If you have any questions regarding this report, please do not hesitate to contact the undersigned.

Sincerely,

Calscience Environmental
Laboratories, Inc.
Jason Torres
Project Manager

Calscience Environmental Laboratories, Inc.

Analytical Report

Tetra Tech, Inc.		Date Received:	07/06/06
348 West Hospitality Lane, Ste 100		Work Order No:	06-07-0161
San Bernardino, CA 92408-3216		Preparation:	EPA 3520B
		Method:	EPA 8270C(M) Isotope Dilution

Project: LMC Beaumont Site 1 / TC #18086-02

Client Sample Number	Lab Sample Number	Date Collected	Matrix	Date Prepared	Date Analyzed	QC Batch ID
LEB-070506-GP	**06-07-0161-2**	**07/05/06**	**Aqueous**	**07/10/06**	**07/12/06**	**060710L06D**

Comment(s): -Results were evaluated to the MDL, concentrations >= to the MDL but < RL, if found, are qualified with a "J" flag.

Parameter	Result	RL	MDL	DF	Qual	Units
1,4-Dioxane	ND	2.0	0.40	1		ug/L
Surrogates:	REC (%)	Control Limits			Qual	
Nitrobenzene-d5	86	56-123				

Client Sample Number	Lab Sample Number	Date Collected	Matrix	Date Prepared	Date Analyzed	QC Batch ID
MW-46	**06-07-0161-3**	**07/05/06**	**Aqueous**	**07/10/06**	**07/12/06**	**060710L06D**

Parameter	Result	RL	MDL	DF	Qual	Units
1,4-Dioxane	9.2	2.0	0.40	1		ug/L
Surrogates:	REC (%)	Control Limits			Qual	
Nitrobenzene-d5	80	56-123				

Client Sample Number	Lab Sample Number	Date Collected	Matrix	Date Prepared	Date Analyzed	QC Batch ID
MW-57A	**06-07-0161-4**	**07/05/06**	**Aqueous**	**07/10/06**	**07/12/06**	**060710L06D**

Parameter	Result	RL	MDL	DF	Qual	Units
1,4-Dioxane	24	2	0.40	1		ug/L
Surrogates:	REC (%)	Control Limits			Qual	
Nitrobenzene-d5	86	56-123				

Client Sample Number	Lab Sample Number	Date Collected	Matrix	Date Prepared	Date Analyzed	QC Batch ID
Method Blank	**099-09-004-609**	**N/A**	**Aqueous**	**07/10/06**	**07/12/06**	**060710L06D**

Comment(s): -Results were evaluated to the MDL, concentrations >= to the MDL but < RL, if found, are qualified with a "J" flag.

Parameter	Result	RL	MDL	DF	Qual	Units
1,4-Dioxane	ND	2.0	0.40	1		ug/L
Surrogates:	REC (%)	Control Limits			Qual	
Nitrobenzene-d5	79	56-123				

RL - Reporting Limit , DF - Dilution Factor , Qual - Qualifiers

Calscience Environmental Laboratories, Inc.

Analytical Report

Tetra Tech, Inc.
348 West Hospitality Lane, Ste 100
San Bernardino, CA 92408-3216

Date Received:	07/06/06
Work Order No:	06-07-0161
Preparation:	EPA 5030B
Method:	EPA 8260B
Units:	ug/L

Project: LMC Beaumont Site 1 / TC #18086-02

Client Sample Number	Lab Sample Number	Date Collected	Matrix	Date Prepared	Date Analyzed	QC Batch ID
LEB-070506-GP	**06-07-0161-2**	**07/05/06**	**Aqueous**	**07/06/06**	**07/06/06**	**060706L01**

Comment(s): -Results were evaluated to the MDL, concentrations >= to the MDL but < RL, if found, are qualified with a "J" flag.

Parameter	Result	RL	MDL	DF	Qual	Parameter	Result	RL	MDL	DF	Qual
Acetone	15	10	6.1	1		1,3-Dichloropropane	ND	1.0	0.30	1	
Benzene	ND	0.50	0.26	1		2,2-Dichloropropane	ND	1.0	0.40	1	
Bromobenzene	ND	1.0	0.47	1		1,1-Dichloropropene	ND	1.0	0.21	1	
Bromochloromethane	ND	1.0	0.68	1		c-1,3-Dichloropropene	ND	0.50	0.45	1	
Bromodichloromethane	ND	1.0	0.27	1		t-1,3-Dichloropropene	ND	0.50	0.31	1	
Bromoform	ND	1.0	0.62	1		Ethylbenzene	ND	1.0	0.17	1	
Bromomethane	ND	10	2.9	1		2-Hexanone	ND	10	1.9	1	
2-Butanone	ND	10	4.2	1		Isopropylbenzene	ND	1.0	0.24	1	
n-Butylbenzene	ND	1.0	0.29	1		p-Isopropyltoluene	ND	1.0	0.21	1	
sec-Butylbenzene	ND	1.0	0.21	1		Methylene Chloride	ND	10	2.6	1	
tert-Butylbenzene	ND	1.0	0.17	1		4-Methyl-2-Pentanone	ND	10	2.4	1	
Carbon Disulfide	ND	10	1.0	1		Naphthalene	ND	10	0.95	1	
Carbon Tetrachloride	ND	0.50	0.42	1		n-Propylbenzene	ND	1.0	0.30	1	
Chlorobenzene	ND	1.0	0.36	1		Styrene	ND	1.0	0.29	1	
Chloroethane	ND	1.0	0.52	1		1,1,1,2-Tetrachloroethane	ND	1.0	0.37	1	
Chloroform	0.22	1.0	0.22	1	J	1,1,2,2-Tetrachloroethane	ND	1.0	0.37	1	
Chloromethane	ND	10	1.8	1		Tetrachloroethene	ND	1.0	0.29	1	
2-Chlorotoluene	ND	1.0	0.24	1		Toluene	ND	1.0	0.35	1	
4-Chlorotoluene	ND	1.0	0.30	1		1,2,3-Trichlorobenzene	ND	1.0	0.39	1	
Dibromochloromethane	ND	1.0	0.45	1		1,2,4-Trichlorobenzene	ND	1.0	0.35	1	
1,2-Dibromo-3-Chloropropane	ND	5.0	2.5	1		1,1,1-Trichloroethane	ND	1.0	0.32	1	
1,2-Dibromoethane	ND	1.0	0.81	1		1,1,2-Trichloro-1,2,2-Trifluoroethane	ND	10	0.54	1	
Dibromomethane	ND	1.0	0.42	1		1,1,2-Trichloroethane	ND	1.0	0.54	1	
1,2-Dichlorobenzene	ND	1.0	0.24	1		Trichloroethene	2.0	1.0	0.30	1	
1,3-Dichlorobenzene	ND	1.0	0.38	1		Trichlorofluoromethane	ND	10	0.36	1	
1,4-Dichlorobenzene	ND	1.0	0.30	1		1,2,3-Trichloropropane	ND	5.0	2.3	1	
Dichlorodifluoromethane	ND	1.0	0.27	1		1,2,4-Trimethylbenzene	ND	1.0	0.26	1	
1,1-Dichloroethane	ND	1.0	0.53	1		1,3,5-Trimethylbenzene	ND	1.0	0.19	1	
1,2-Dichloroethane	ND	0.50	0.22	1		Vinyl Acetate	ND	10	3.2	1	
1,1-Dichloroethene	2.6	1.0	0.31	1		Vinyl Chloride	ND	0.50	0.33	1	
c-1,2-Dichloroethene	ND	1.0	0.35	1		p/m-Xylene	ND	1.0	0.38	1	
t-1,2-Dichloroethene	ND	1.0	0.29	1		o-Xylene	ND	1.0	0.21	1	
1,2-Dichloropropane	ND	1.0	0.28	1		Methyl-t-Butyl Ether (MTBE)	ND	1.0	0.29	1	

Surrogates:	REC (%)	Control Limits	Qual	Surrogates:	REC (%)	Control Limits	Qual
Dibromofluoromethane	116	74-140		1,2-Dichloroethane-d4	123	74-146	
Toluene-d8	98	88-112		1,4-Bromofluorobenzene	85	74-110	

RL - Reporting Limit , DF - Dilution Factor , Qual - Qualifiers

Calscience Environmental Laboratories, Inc.

Analytical Report

Tetra Tech, Inc.	Date Received:	07/06/06
348 West Hospitality Lane, Ste 100	Work Order No:	06-07-0161
San Bernardino, CA 92408-3216	Preparation:	EPA 5030B
	Method:	EPA 8260B
	Units:	ug/L
Project: LMC Beaumont Site 1 / TC #18086-02		Page 2 of 4

Client Sample Number	Lab Sample Number	Date Collected	Matrix	Date Prepared	Date Analyzed	QC Batch ID
MW-46	**06-07-0161-3**	**07/05/06**	**Aqueous**	**07/06/06**	**07/06/06**	**060706L01**

Comment(s): -Results were evaluated to the MDL, concentrations >= to the MDL but < RL, if found, are qualified with a "J" flag.

Parameter	Result	RL	MDL	DF	Qual	Parameter	Result	RL	MDL	DF	Qual
Acetone	7.1	10.0	6.1	1	J	1,3-Dichloropropane	ND	1.0	0.30	1	
Benzene	ND	0.50	0.26	1		2,2-Dichloropropane	ND	1.0	0.40	1	
Bromobenzene	ND	1.0	0.47	1		1,1-Dichloropropene	ND	1.0	0.21	1	
Bromochloromethane	ND	1.0	0.68	1		c-1,3-Dichloropropene	ND	0.50	0.45	1	
Bromodichloromethane	ND	1.0	0.27	1		t-1,3-Dichloropropene	ND	0.50	0.31	1	
Bromoform	ND	1.0	0.62	1		Ethylbenzene	ND	1.0	0.17	1	
Bromomethane	ND	10	2.9	1		2-Hexanone	ND	10	1.9	1	
2-Butanone	ND	10	4.2	1		Isopropylbenzene	ND	1.0	0.24	1	
n-Butylbenzene	ND	1.0	0.29	1		p-Isopropyltoluene	ND	1.0	0.21	1	
sec-Butylbenzene	ND	1.0	0.21	1		Methylene Chloride	ND	10	2.6	1	
tert-Butylbenzene	ND	1.0	0.17	1		4-Methyl-2-Pentanone	ND	10	2.4	1	
Carbon Disulfide	ND	10	1.0	1		Naphthalene	ND	10	0.95	1	
Carbon Tetrachloride	ND	0.50	0.42	1		n-Propylbenzene	ND	1.0	0.30	1	
Chlorobenzene	ND	1.0	0.36	1		Styrene	ND	1.0	0.29	1	
Chloroethane	ND	1.0	0.52	1		1,1,1,2-Tetrachloroethane	ND	1.0	0.37	1	
Chloroform	ND	1.0	0.22	1		1,1,2,2-Tetrachloroethane	ND	1.0	0.37	1	
Chloromethane	ND	10	1.8	1		Tetrachloroethene	ND	1.0	0.29	1	
2-Chlorotoluene	ND	1.0	0.24	1		Toluene	ND	1.0	0.35	1	
4-Chlorotoluene	ND	1.0	0.30	1		1,2,3-Trichlorobenzene	ND	1.0	0.39	1	
Dibromochloromethane	ND	1.0	0.45	1		1,2,4-Trichlorobenzene	ND	1.0	0.35	1	
1,2-Dibromo-3-Chloropropane	ND	5.0	2.5	1		1,1,1-Trichloroethane	ND	1.0	0.32	1	
1,2-Dibromoethane	ND	1.0	0.81	1		1,1,2-Trichloro-1,2,2-Trifluoroethane	ND	10	0.54	1	
Dibromomethane	ND	1.0	0.42	1		1,1,2-Trichloroethane	ND	1.0	0.54	1	
1,2-Dichlorobenzene	ND	1.0	0.24	1		Trichloroethene	2.8	1.0	0.30	1	
1,3-Dichlorobenzene	ND	1.0	0.38	1		Trichlorofluoromethane	ND	10	0.36	1	
1,4-Dichlorobenzene	ND	1.0	0.30	1		1,2,3-Trichloropropane	ND	5.0	2.3	1	
Dichlorodifluoromethane	ND	1.0	0.27	1		1,2,4-Trimethylbenzene	ND	1.0	0.26	1	
1,1-Dichloroethane	ND	1.0	0.53	1		1,3,5-Trimethylbenzene	ND	1.0	0.19	1	
1,2-Dichloroethane	ND	0.50	0.22	1		Vinyl Acetate	ND	10	3.2	1	
1,1-Dichloroethene	3.8	1.0	0.31	1		Vinyl Chloride	ND	0.50	0.33	1	
c-1,2-Dichloroethene	0.63	1.0	0.35	1	J	p/m-Xylene	ND	1.0	0.38	1	
t-1,2-Dichloroethene	ND	1.0	0.29	1		o-Xylene	ND	1.0	0.21	1	
1,2-Dichloropropane	ND	1.0	0.28	1		Methyl-t-Butyl Ether (MTBE)	ND	1.0	0.29	1	

Surrogates:	REC (%)	Control Limits	Qual	Surrogates:	REC (%)	Control Limits	Qual
Dibromofluoromethane	113	74-140		1,2-Dichloroethane-d4	123	74-146	
Toluene-d8	98	88-112		1,4-Bromofluorobenzene	86	74-110	

RL - Reporting Limit , DF - Dilution Factor , Qual - Qualifiers

Calscience Environmental Laboratories, Inc.

Analytical Report

Tetra Tech, Inc.	Date Received:	07/06/06
348 West Hospitality Lane, Ste 100	Work Order No:	06-07-0161
San Bernardino, CA 92408-3216	Preparation:	EPA 5030B
	Method:	EPA 8260B
	Units:	ug/L
Project: LMC Beaumont Site 1 / TC #18086-02		Page 3 of 4

Client Sample Number	Lab Sample Number	Date Collected	Matrix	Date Prepared	Date Analyzed	QC Batch ID
MW-57A	**06-07-0161-4**	**07/05/06**	**Aqueous**	**07/06/06**	**07/06/06**	**060706L01**

Comment(s): -Results were evaluated to the MDL, concentrations >= to the MDL but < RL, if found, are qualified with a "J" flag.

Parameter	Result	RL	MDL	DF	Qual	Parameter	Result	RL	MDL	DF	Qual
Acetone	ND	10	6.1	1		1,3-Dichloropropane	ND	1.0	0.30	1	
Benzene	ND	0.50	0.26	1		2,2-Dichloropropane	ND	1.0	0.40	1	
Bromobenzene	ND	1.0	0.47	1		1,1-Dichloropropene	ND	1.0	0.21	1	
Bromochloromethane	ND	1.0	0.68	1		c-1,3-Dichloropropene	ND	0.50	0.45	1	
Bromodichloromethane	ND	1.0	0.27	1		t-1,3-Dichloropropene	ND	0.50	0.31	1	
Bromoform	ND	1.0	0.62	1		Ethylbenzene	ND	1.0	0.17	1	
Bromomethane	ND	10	2.9	1		2-Hexanone	ND	10	1.9	1	
2-Butanone	ND	10	4.2	1		Isopropylbenzene	ND	1.0	0.24	1	
n-Butylbenzene	ND	1.0	0.29	1		p-Isopropyltoluene	ND	1.0	0.21	1	
sec-Butylbenzene	ND	1.0	0.21	1		Methylene Chloride	ND	10	2.6	1	
tert-Butylbenzene	ND	1.0	0.17	1		4-Methyl-2-Pentanone	ND	10	2.4	1	
Carbon Disulfide	ND	10	1.0	1		Naphthalene	ND	10	0.95	1	
Carbon Tetrachloride	ND	0.50	0.42	1		n-Propylbenzene	ND	1.0	0.30	1	
Chlorobenzene	ND	1.0	0.36	1		Styrene	ND	1.0	0.29	1	
Chloroethane	ND	1.0	0.52	1		1,1,1,2-Tetrachloroethane	ND	1.0	0.37	1	
Chloroform	0.46	1.0	0.22	1	J	1,1,2,2-Tetrachloroethane	ND	1.0	0.37	1	
Chloromethane	ND	10	1.8	1		Tetrachloroethene	ND	1.0	0.29	1	
2-Chlorotoluene	ND	1.0	0.24	1		Toluene	ND	1.0	0.35	1	
4-Chlorotoluene	ND	1.0	0.30	1		1,2,3-Trichlorobenzene	ND	1.0	0.39	1	
Dibromochloromethane	ND	1.0	0.45	1		1,2,4-Trichlorobenzene	ND	1.0	0.35	1	
1,2-Dibromo-3-Chloropropane	ND	5.0	2.5	1		1,1,1-Trichloroethane	0.64	1.0	0.32	1	J
1,2-Dibromoethane	ND	1.0	0.81	1		1,1,2-Trichloro-1,2,2-Trifluoroethane	ND	10	0.54	1	
Dibromomethane	ND	1.0	0.42	1		1,1,2-Trichloroethane	ND	1.0	0.54	1	
1,2-Dichlorobenzene	ND	1.0	0.24	1		Trichloroethene	28	1	0.30	1	
1,3-Dichlorobenzene	ND	1.0	0.38	1		Trichlorofluoromethane	ND	10	0.36	1	
1,4-Dichlorobenzene	ND	1.0	0.30	1		1,2,3-Trichloropropane	ND	5.0	2.3	1	
Dichlorodifluoromethane	ND	1.0	0.27	1		1,2,4-Trimethylbenzene	ND	1.0	0.26	1	
1,1-Dichloroethane	0.80	1.0	0.53	1	J	1,3,5-Trimethylbenzene	ND	1.0	0.19	1	
1,2-Dichloroethane	0.68	0.50	0.22	1		Vinyl Acetate	ND	10	3.2	1	
1,1-Dichloroethene	56	1	0.31	1		Vinyl Chloride	ND	0.50	0.33	1	
c-1,2-Dichloroethene	ND	1.0	0.35	1		p/m-Xylene	ND	1.0	0.38	1	
t-1,2-Dichloroethene	ND	1.0	0.29	1		o-Xylene	ND	1.0	0.21	1	
1,2-Dichloropropane	ND	1.0	0.28	1		Methyl-t-Butyl Ether (MTBE)	ND	1.0	0.29	1	

Surrogates:	REC (%)	Control Limits	Qual	Surrogates:	REC (%)	Control Limits	Qual
Dibromofluoromethane	115	74-140		1,2-Dichloroethane-d4	123	74-146	
Toluene-d8	98	88-112		1,4-Bromofluorobenzene	85	74-110	

RL - Reporting Limit , DF - Dilution Factor , Qual - Qualifiers

Calscience Environmental Laboratories, Inc.

Analytical Report

Tetra Tech, Inc.	Date Received:	07/06/06
348 West Hospitality Lane, Ste 100	Work Order No:	06-07-0161
San Bernardino, CA 92408-3216	Preparation:	EPA 5030B
	Method:	EPA 8260B
	Units:	ug/L
Project: LMC Beaumont Site 1 / TC #18086-02		Page 4 of 4

Client Sample Number	Lab Sample Number	Date Collected	Matrix	Date Prepared	Date Analyzed	QC Batch ID
Method Blank	**099-10-006-18,456**	**N/A**	**Aqueous**	**07/06/06**	**07/06/06**	**060706L01**

Comment(s): -Results were evaluated to the MDL, concentrations >= to the MDL but < RL, if found, are qualified with a "J" flag.

Parameter	Result	RL	MDL	DF	Qual	Parameter	Result	RL	MDL	DF	Qual
Acetone	ND	10	6.1	1		1,3-Dichloropropane	ND	1.0	0.30	1	
Benzene	ND	0.50	0.26	1		2,2-Dichloropropane	ND	1.0	0.40	1	
Bromobenzene	ND	1.0	0.47	1		1,1-Dichloropropene	ND	1.0	0.21	1	
Bromochloromethane	ND	1.0	0.68	1		c-1,3-Dichloropropene	ND	0.50	0.45	1	
Bromodichloromethane	ND	1.0	0.27	1		t-1,3-Dichloropropene	ND	0.50	0.31	1	
Bromoform	ND	1.0	0.62	1		Ethylbenzene	ND	1.0	0.17	1	
Bromomethane	ND	10	2.9	1		2-Hexanone	ND	10	1.9	1	
2-Butanone	ND	10	4.2	1		Isopropylbenzene	ND	1.0	0.24	1	
n-Butylbenzene	ND	1.0	0.29	1		p-Isopropyltoluene	ND	1.0	0.21	1	
sec-Butylbenzene	ND	1.0	0.21	1		Methylene Chloride	ND	10	2.6	1	
tert-Butylbenzene	ND	1.0	0.17	1		4-Methyl-2-Pentanone	ND	10	2.4	1	
Carbon Disulfide	ND	10	1.0	1		Naphthalene	ND	10	0.95	1	
Carbon Tetrachloride	ND	0.50	0.42	1		n-Propylbenzene	ND	1.0	0.30	1	
Chlorobenzene	ND	1.0	0.36	1		Styrene	ND	1.0	0.29	1	
Chloroethane	ND	1.0	0.52	1		1,1,1,2-Tetrachloroethane	ND	1.0	0.37	1	
Chloroform	ND	1.0	0.22	1		1,1,2,2-Tetrachloroethane	ND	1.0	0.37	1	
Chloromethane	ND	10	1.8	1		Tetrachloroethene	ND	1.0	0.29	1	
2-Chlorotoluene	ND	1.0	0.24	1		Toluene	ND	1.0	0.35	1	
4-Chlorotoluene	ND	1.0	0.30	1		1,2,3-Trichlorobenzene	ND	1.0	0.39	1	
Dibromochloromethane	ND	1.0	0.45	1		1,2,4-Trichlorobenzene	ND	1.0	0.35	1	
1,2-Dibromo-3-Chloropropane	ND	5.0	2.5	1		1,1,1-Trichloroethane	ND	1.0	0.32	1	
1,2-Dibromoethane	ND	1.0	0.81	1		1,1,2-Trichloro-1,2,2-Trifluoroethane	ND	10	0.54	1	
Dibromomethane	ND	1.0	0.42	1		1,1,2-Trichloroethane	ND	1.0	0.54	1	
1,2-Dichlorobenzene	ND	1.0	0.24	1		Trichloroethene	ND	1.0	0.30	1	
1,3-Dichlorobenzene	ND	1.0	0.38	1		Trichlorofluoromethane	ND	10	0.36	1	
1,4-Dichlorobenzene	ND	1.0	0.30	1		1,2,3-Trichloropropane	ND	5.0	2.3	1	
Dichlorodifluoromethane	ND	1.0	0.27	1		1,2,4-Trimethylbenzene	ND	1.0	0.26	1	
1,1-Dichloroethane	ND	1.0	0.53	1		1,3,5-Trimethylbenzene	ND	1.0	0.19	1	
1,2-Dichloroethane	ND	0.50	0.22	1		Vinyl Acetate	ND	10	3.2	1	
1,1-Dichloroethene	ND	1.0	0.31	1		Vinyl Chloride	ND	0.50	0.33	1	
c-1,2-Dichloroethene	ND	1.0	0.35	1		p/m-Xylene	ND	1.0	0.38	1	
t-1,2-Dichloroethene	ND	1.0	0.29	1		o-Xylene	ND	1.0	0.21	1	
1,2-Dichloropropane	ND	1.0	0.28	1		Methyl-t-Butyl Ether (MTBE)	ND	1.0	0.29	1	

Surrogates:	REC (%)	Control Limits	Qual	Surrogates:	REC (%)	Control Limits	Qual
Dibromofluoromethane	106	74-140		1,2-Dichloroethane-d4	111	74-146	
Toluene-d8	96	88-112		1,4-Bromofluorobenzene	86	74-110	

RL - Reporting Limit , DF - Dilution Factor , Qual - Qualifiers

Calscience Environmental Laboratories, Inc.

EPA 8260B Tentatively Identified Compound List

Work Order	CEL Sample	Client ID	Q	Compound	CAS NUMBER	RT	On Column Conc. ug/L	Estimated Conc. ug/L
06-07-0161				No TICs found for all samples				

Q Qualifier
RT Retention Time

7440 Lincoln Way, Garden Grove, CA 92841-1432 • TEL: (714) 895-5494 • FAX: (714) 894-7501

Calscience Environmental Laboratories, Inc.

Analytical Report

Tetra Tech, Inc.
348 West Hospitality Lane, Ste 100
San Bernardino, CA 92408-3216

Date Received: 07/06/06
Work Order No: 06-07-0161

Project: LMC Beaumont Site 1 / TC #18086-02

Client Sample Number	Lab Sample Number	Date Collected	Matrix
LEB-070506-GP	**06-07-0161-2**	**07/05/06**	**Aqueous**

Comment(s): (1) Results were evaluated to the MDL, concentrations >= to the MDL but < RL, if found, are qualified with a "J" flag.

Parameter	Result	RL	MDL	DF	Qual	Units	Date Prepared	Date Analyzed	Method
Perchlorate (1)	ND	2.0	0.43	1		ug/L	N/A	07/20/06	EPA 314.0

MW-46	**06-07-0161-3**	**07/05/06**	**Aqueous**

Parameter	Result	RL	MDL	DF	Qual	Units	Date Prepared	Date Analyzed	Method
Perchlorate	5.2	2.0	0.43	1		ug/L	N/A	07/08/06	EPA 314.0

MW-57A	**06-07-0161-4**	**07/05/06**	**Aqueous**

Parameter	Result	RL	MDL	DF	Qual	Units	Date Prepared	Date Analyzed	Method
Perchlorate	940	200	43	100		ug/L	N/A	07/08/06	EPA 314.0

Method Blank	**N/A**	**Aqueous**

Comment(s): (1) Results were evaluated to the MDL, concentrations >= to the MDL but < RL, if found, are qualified with a "J" flag.

Parameter	Result	RL	MDL	DF	Qual	Units	Date Prepared	Date Analyzed	Method
Perchlorate (1)	ND	2.0	0.43	1		ug/L	N/A	07/20/06	EPA 314.0
Perchlorate (1)	ND	2.0	0.43	1		ug/L	N/A	07/07/06	EPA 314.0

RL - Reporting Limit , DF - Dilution Factor , Qual - Qualifiers

Calscience Environmental Laboratories, Inc.

Quality Control - Spike/Spike Duplicate

Tetra Tech, Inc.
348 West Hospitality Lane, Ste 100
San Bernardino, CA 92408-3216

Date Received: 07/06/06
Work Order No: 06-07-0161
Preparation: EPA 5030B
Method: EPA 8260B

Project LMC Beaumont Site 1 / TC #18086-02

Quality Control Sample ID	Matrix	Instrument	Date Prepared	Date Analyzed	MS/MSD Batch Number
06-07-0096-2	**Aqueous**	**GC/MS U**	**07/06/06**	**07/06/06**	**060706S01**

Parameter	MS %REC	MSD %REC	%REC CL	RPD	RPD CL	Qualifiers
Benzene	97	98	88-118	2	0-7	
Carbon Tetrachloride	110	113	67-145	2	0-11	
Chlorobenzene	104	105	88-118	1	0-7	
1,2-Dichlorobenzene	102	105	86-116	3	0-8	
1,1-Dichloroethene	98	104	70-130	6	0-25	
Toluene	103	103	87-123	0	0-8	
Trichloroethene	95	97	79-127	3	0-10	
Vinyl Chloride	86	94	69-129	9	0-13	
Methyl-t-Butyl Ether (MTBE)	100	105	71-131	4	0-13	
Tert-Butyl Alcohol (TBA)	134	134	36-168	0	0-45	
Diisopropyl Ether (DIPE)	93	96	81-123	3	0-9	
Ethyl-t-Butyl Ether (ETBE)	85	89	72-126	4	0-12	
Tert-Amyl-Methyl Ether (TAME)	91	93	72-126	3	0-12	
Ethanol	136	132	53-149	3	0-31	

RPD - Relative Percent Difference , CL - Control Limit

Calscience Environmental Laboratories, Inc.

Quality Control - Spike/Spike Duplicate

Tetra Tech, Inc.
348 West Hospitality Lane, Ste 100
San Bernardino, CA 92408-3216

Date Received: N/A
Work Order No: 06-07-0161

Project: LMC Beaumont Site 1 / TC #18086-02

Matrix: Aqueous

Parameter	Method	Quality Control Sample ID	Date Analyzed	Date Extracted	MS% REC	MSD % REC	%REC CL	RPD	RPD CL	Qualifiers
Perchlorate	EPA 314.0	06-06-1885-2	07/07/06	N/A	94	94	80-120	0	0-15	
Perchlorate	EPA 314.0	06-07-0603-5	07/20/06	N/A	133	139	80-120	1	0-15	3

RPD - Relative Percent Difference , CL - Control Limit

Calscience Environmental Laboratories, Inc.

Quality Control - LCS/LCS Duplicate

ACCREDITED IN ACCORDANCE WITH nelac

Tetra Tech, Inc.		Date Received:	N/A
348 West Hospitality Lane, Ste 100		Work Order No:	06-07-0161
San Bernardino, CA 92408-3216		Preparation:	EPA 3520B
		Method:	EPA 8270C(M) Isotope Dilution

Project: LMC Beaumont Site 1 / TC #18086-02

Quality Control Sample ID	Matrix	Instrument	Date Prepared	Date Analyzed	LCS/LCSD Batch Number
099-09-004-609	**Aqueous**	**GC/MS J**	**07/10/06**	**07/12/06**	**060710L06D**

Parameter	LCS %REC	LCSD %REC	%REC CL	RPD	RPD CL	Qualifiers
1,4-Dioxane	99	102	50-130	3	0-20	

RPD - Relative Percent Difference , CL - Control Limit

Calscience Environmental Laboratories, Inc.

Quality Control - LCS/LCS Duplicate

Tetra Tech, Inc.
348 West Hospitality Lane, Ste 100
San Bernardino, CA 92408-3216

Date Received: N/A
Work Order No: 06-07-0161
Preparation: EPA 5030B
Method: EPA 8260B

Project: LMC Beaumont Site 1 / TC #18086-02

Quality Control Sample ID	Matrix	Instrument	Date Prepared	Date Analyzed	LCS/LCSD Batch Number
099-10-006-18,456	**Aqueous**	**GC/MS U**	**07/06/06**	**07/06/06**	**060706L01**

Parameter	LCS %REC	LCSD %REC	%REC CL	RPD	RPD CL	Qualifiers
Benzene	99	98	84-120	1	0-8	
Carbon Tetrachloride	113	110	63-147	3	0-10	
Chlorobenzene	104	103	89-119	1	0-7	
1,2-Dichlorobenzene	103	104	89-119	1	0-9	
1,1-Dichloroethene	107	104	77-125	3	0-16	
Toluene	103	103	83-125	1	0-9	
Trichloroethene	97	98	89-119	1	0-8	
Vinyl Chloride	97	98	63-135	1	0-13	
Methyl-t-Butyl Ether (MTBE)	107	101	82-118	6	0-13	
Tert-Butyl Alcohol (TBA)	134	135	46-154	1	0-32	
Diisopropyl Ether (DIPE)	96	96	81-123	0	0-11	
Ethyl-t-Butyl Ether (ETBE)	88	89	74-122	1	0-12	
Tert-Amyl-Methyl Ether (TAME)	91	93	76-124	2	0-10	
Ethanol	135	132	60-138	3	0-32	

RPD - Relative Percent Difference , CL - Control Limit

Calscience Environmental Laboratories, Inc.

Quality Control - LCS/LCS Duplicate

Tetra Tech, Inc.
348 West Hospitality Lane, Ste 100
San Bernardino, CA 92408-3216

Date Received: N/A
Work Order No: 06-07-0161

Project: LMC Beaumont Site 1 / TC #18086-02

Matrix: Aqueous

Parameter	Method	Quality Control Sample ID	Date Extracted	Date Analyzed	LCS % REC	LCSD % REC	%REC CL	RPD	RPD CL	Qual
Perchlorate	EPA 314.0	099-05-203-426	N/A	07/07/06	93	92	85-115	1	0-15	
Perchlorate	EPA 314.0	099-05-203-431	N/A	07/20/06	108	101	85-115	7	0-15	

RPD - Relative Percent Difference , CL - Control Limit

Calscience Environmental Laboratories, Inc.

Glossary of Terms and Qualifiers

Work Order Number: 06-07-0161

Qualifier	Definition
*	See applicable analysis comment.
1	Surrogate compound recovery was out of control due to a required sample dilution, therefore, the sample data was reported without further clarification.
2	Surrogate compound recovery was out of control due to matrix interference. The associated method blank surrogate spike compound was in control and, therefore, the sample data was reported without further clarification.
3	Recovery of the Matrix Spike or Matrix Spike Duplicate compound was out of control due to matrix interference. The associated LCS and/or LCSD was in control and, therefore, the sample data was reported without further clarification.
4	The MS/MSD RPD was out of control due to matrix interference. The LCS/LCSD RPD was in control and, therefore, the sample data was reported without further clarification.
5	The PDS/PDSD associated with this batch of samples was out of control due to a matrix interference effect. The associated batch LCS/LCSD was in control and, hence, the associated sample data was reported with no further corrective action required.
A	Result is the average of all dilutions, as defined by the method.
B	Analyte was present in the associated method blank.
C	Analyte presence was not confirmed on primary column.
E	Concentration exceeds the calibration range.
H	Sample received and/or analyzed past the recommended holding time.
J	Analyte was detected at a concentration below the reporting limit and above the laboratory method detection limit. Reported value is estimated.
N	Nontarget Analyte.
ND	Parameter not detected at the indicated reporting limit.
Q	Spike recovery and RPD control limits do not apply resulting from the parameter concentration in the sample exceeding the spike concentration by a factor of four or greater.
U	Undetected at the laboratory method detection limit.
X	% Recovery and/or RPD out-of-range.
Z	Analyte presence was not confirmed by second column or GC/MS analysis.

TETRA TECH, INC.
348 W. Hospitality Lane, Suite 100
San Bernardino, California 92408
Telephone: (909) 381-1674
FAX: (909) 889-1391

SHIP TO: Calscience (via courier)

CHAIN OF CUSTODY RECORD

6161

DATE 07/05/2006 PAGE 1 OF 1

CLIENT: Tetra Tech
PROJECT NAME: LMC Beaumont Site1
PROJECT MANAGER: Brenda Meyer
TC #: 18086-02
SAMPLERS (Signatures)

LINE ITEM	SAMPLE NO.	DATE	TIME	VOCs + TIC (SW8260B)	Perchlorate (314.0)	1,4-Dioxane (SW8270C SIM)	FILTERED/UNFILTERED	MATRIX TYPE	CONTAINER TYPE	NUMBER OF CONTAINERS	PRESERVATIVE	OBSERVATIONS/COMMENTS
1.	LTB-070506	07/05/2006	0700	X			UN	W	G	2	HCl	
2.	LEB-070506-GP		0730	X	X	X	UN	W	G/P	5	HCl/H_2SO_4	
3.	MW-46		0958	X	X	X	↓	↓	↓	↓	↓	
4.	MW-57A		1254	X	X	X						
5.	~~DUP MW-40~~			X	X	X						not sampled
6.												
7.												
8.												
9.												
10.												

TURN-AROUND TIME: Standard

Report All Data to the MDL.

FILTERING: ☐ FILTERED ☐ UNFILTERED

MATRIX TYPE: S - Soil; M - Sediment; W - Water

CONTAINER TYPE: G - Glass Bottle/Jar; SB - Brass Sleeve; SS - Stainless Steel Sleeve; P - Plastic Bottle/Jar

PRESERVATIVES: (Water Only) HCL; NaOH; NR (None required); H_2SO_4

RELINQUISHED BY	SIGNATURE	COMPANY	DATE	TIME
David Bertolacci		TETRA TECH, INC.	07/06/2006	0745
RECEIVED BY: Keith B Boyer		COMPANY: Cal Science	DATE: 07/06/06	TIME: 1146
RELINQUISHED BY: Keith B Boyer		COMPANY: Cal Science	DATE: 07/06/06	TIME: 1300
RECEIVED BY: Sheri Tama		COMPANY: CSL	DATE: 7/6/06	TIME: 1300

TOTAL NUMBER OF CONTAINERS ON THIS CHAIN OF CUSTODY: 22

METHOD OF SHIPMENT/SHIPMENT NO.: courier

Special Shipping/Handling/Storage Requirements:

DISTRIBUTION: White and Pink = Tetra Tech, Inc. Canary = Laboratory

X:\GIS\ATT-MISC\COCR.CDR

Calscience Environmental Laboratories, Inc.

WORK ORDER #: 06 - 07-0161

Cooler 1 of 1

SAMPLE RECEIPT FORM

CLIENT: Tetra Tech DATE: 7/6/06

TEMPERATURE – SAMPLES RECEIVED BY:

CALSCIENCE COURIER:

- _____ Chilled, cooler with temperature blank provided.
- _____ Chilled, cooler without temperature blank.
- ✓ Chilled and placed in cooler with wet ice.
- _____ Ambient and placed in cooler with wet ice.
- _____ Ambient temperature.

3.9 °C Temperature blank.

LABORATORY (Other than Calscience Courier):

- _____ °C Temperature blank.
- _____ °C IR thermometer.
- _____ Ambient temperature.

Initial: BB

CUSTODY SEAL INTACT:

Sample(s): _____ Cooler: _____ No (Not Intact) : _____ Not Applicable (N/A): ✓

Initial: BB

SAMPLE CONDITION:

	Yes	No	N/A
Chain-Of-Custody document(s) received with samples	✓		
Sampler's name indicated on COC	✓		
Sample container label(s) consistent with custody papers	✓	✓	
Sample container(s) intact and good condition	✓		
Correct containers and volume for analyses requested	✓		
Proper preservation noted on sample label(s)	✓		
VOA vial(s) free of headspace.	✓		
Tedlar bag(s) free of condensation			✓

Initial: BB

COMMENTS:

Did not receive (-1) LTB-070506. 7.6.06

Calscience
Environmental
Laboratories, Inc.

July 21, 2006

Brenda Meyer
Tetra Tech, Inc.
348 West Hospitality Lane, Ste 100
San Bernardino, CA 92408-3216

Subject: **Calscience Work Order No.: 06-07-0310**
Client Reference: LMC Beaumont Site 1 / TC #18086-02

Dear Client:

Enclosed is an analytical report for the above-referenced project. The samples included in this report were received 7/7/2006 and analyzed in accordance with the attached chain-of-custody.

Unless otherwise noted, all analytical testing was accomplished in accordance with the guidelines established in our Quality Systems Manual, applicable standard operating procedures, and other related documentation. The original report of any subcontracted analysis is provided herein, and follows the standard Calscience data package. The results in this analytical report are limited to the samples tested and any reproduction thereof must be made in its entirety.

If you have any questions regarding this report, please do not hesitate to contact the undersigned.

Sincerely,

Calscience Environmental
Laboratories, Inc.
Jason Torres
Project Manager

Calscience Environmental Laboratories, Inc.

Analytical Report

Tetra Tech, Inc.		Date Received:	07/07/06
348 West Hospitality Lane, Ste 100		Work Order No:	06-07-0310
San Bernardino, CA 92408-3216		Preparation:	EPA 3520B
		Method:	EPA 8270C(M) Isotope Dilution

Project: LMC Beaumont Site 1 / TC #18086-02

Client Sample Number	Lab Sample Number	Date Collected	Matrix	Date Prepared	Date Analyzed	QC Batch ID
LEB-070606-GP	**06-07-0310-2**	**07/06/06**	**Aqueous**	**07/10/06**	**07/12/06**	**060710L06D**

Comment(s): -Results were evaluated to the MDL, concentrations >= to the MDL but < RL, if found, are qualified with a "J" flag.

Parameter	Result	RL	MDL	DF	Qual	Units
1,4-Dioxane	ND	2.0	0.40	1		ug/L
Surrogates:	**REC (%)**	**Control Limits**			**Qual**	
Nitrobenzene-d5	89	56-123				

MW-40	**06-07-0310-3**	**07/06/06**	**Aqueous**	**07/10/06**	**07/12/06**	**060710L06D**

Parameter	Result	RL	MDL	DF	Qual	Units
1,4-Dioxane	20	2	0.40	1		ug/L
Surrogates:	**REC (%)**	**Control Limits**			**Qual**	
Nitrobenzene-d5	109	56-123				

IW-04	**06-07-0310-4**	**07/06/06**	**Aqueous**	**07/10/06**	**07/12/06**	**060710L06D**

Parameter	Result	RL	MDL	DF	Qual	Units
1,4-Dioxane	19	2	0.40	1		ug/L
Surrogates:	**REC (%)**	**Control Limits**			**Qual**	
Nitrobenzene-d5	90	56-123				

MW-07	**06-07-0310-5**	**07/06/06**	**Aqueous**	**07/10/06**	**07/13/06**	**060710L06D**

Comment(s): -Results were evaluated to the MDL, concentrations >= to the MDL but < RL, if found, are qualified with a "J" flag.

Parameter	Result	RL	MDL	DF	Qual	Units
1,4-Dioxane	ND	2.0	0.40	1		ug/L
Surrogates:	**REC (%)**	**Control Limits**			**Qual**	
Nitrobenzene-d5	91	56-123				

MW-56A	**06-07-0310-6**	**07/06/06**	**Aqueous**	**07/10/06**	**07/13/06**	**060710L06D**

Comment(s): -Results were evaluated to the MDL, concentrations >= to the MDL but < RL, if found, are qualified with a "J" flag.

Parameter	Result	RL	MDL	DF	Qual	Units
1,4-Dioxane	ND	2.0	0.40	1		ug/L
Surrogates:	**REC (%)**	**Control Limits**			**Qual**	
Nitrobenzene-d5	89	56-123				

RL - Reporting Limit , DF - Dilution Factor , Qual - Qualifiers

Calscience Environmental Laboratories, Inc.

Analytical Report

Tetra Tech, Inc.
348 West Hospitality Lane, Ste 100
San Bernardino, CA 92408-3216

Date Received: 07/07/06
Work Order No: 06-07-0310
Preparation: EPA 3520B
Method: EPA 8270C(M) Isotope Dilution

Project: LMC Beaumont Site 1 / TC #18086-02

Client Sample Number	Lab Sample Number	Date Collected	Matrix	Date Prepared	Date Analyzed	QC Batch ID
Method Blank	**099-09-004-609**	**N/A**	**Aqueous**	**07/10/06**	**07/12/06**	**060710L06D**

Comment(s): -Results were evaluated to the MDL, concentrations >= to the MDL but < RL, if found, are qualified with a "J" flag.

Parameter	Result	RL	MDL	DF	Qual	Units
1,4-Dioxane	ND	2.0	0.40	1		ug/L

Surrogates:	REC (%)	Control Limits	Qual
Nitrobenzene-d5	79	56-123	

RL - Reporting Limit , DF - Dilution Factor , Qual - Qualifiers

Calscience Environmental Laboratories, Inc.

Analytical Report

Tetra Tech, Inc.	Date Received:	07/07/06
348 West Hospitality Lane, Ste 100	Work Order No:	06-07-0310
San Bernardino, CA 92408-3216	Preparation:	EPA 5030B
	Method:	EPA 8260B
	Units:	ug/L
Project: LMC Beaumont Site 1 / TC #18086-02		Page 1 of 7

Client Sample Number	Lab Sample Number	Date Collected	Matrix	Date Prepared	Date Analyzed	QC Batch ID
LTB-070606	**06-07-0310-1**	**07/06/06**	**Aqueous**	**07/10/06**	**07/10/06**	**060710L01**

Comment(s): -Results were evaluated to the MDL, concentrations >= to the MDL but < RL, if found, are qualified with a "J" flag.

Parameter	Result	RL	MDL	DF	Qual	Parameter	Result	RL	MDL	DF	Qual
Acetone	ND	10	6.1	1		1,3-Dichloropropane	ND	1.0	0.30	1	
Benzene	ND	0.50	0.26	1		2,2-Dichloropropane	ND	1.0	0.40	1	
Bromobenzene	ND	1.0	0.47	1		1,1-Dichloropropene	ND	1.0	0.21	1	
Bromochloromethane	ND	1.0	0.68	1		c-1,3-Dichloropropene	ND	0.50	0.45	1	
Bromodichloromethane	ND	1.0	0.27	1		t-1,3-Dichloropropene	ND	0.50	0.31	1	
Bromoform	ND	1.0	0.62	1		Ethylbenzene	ND	1.0	0.17	1	
Bromomethane	ND	10	2.9	1		2-Hexanone	ND	10	1.9	1	
2-Butanone	ND	10	4.2	1		Isopropylbenzene	ND	1.0	0.24	1	
n-Butylbenzene	ND	1.0	0.29	1		p-Isopropyltoluene	ND	1.0	0.21	1	
sec-Butylbenzene	ND	1.0	0.21	1		Methylene Chloride	5.1	10.0	2.6	1	J
tert-Butylbenzene	ND	1.0	0.17	1		4-Methyl-2-Pentanone	ND	10	2.4	1	
Carbon Disulfide	ND	10	1.0	1		Naphthalene	ND	10	0.95	1	
Carbon Tetrachloride	ND	0.50	0.42	1		n-Propylbenzene	ND	1.0	0.30	1	
Chlorobenzene	ND	1.0	0.36	1		Styrene	ND	1.0	0.29	1	
Chloroethane	ND	1.0	0.52	1		1,1,1,2-Tetrachloroethane	ND	1.0	0.37	1	
Chloroform	ND	1.0	0.22	1		1,1,2,2-Tetrachloroethane	ND	1.0	0.37	1	
Chloromethane	ND	10	1.8	1		Tetrachloroethene	ND	1.0	0.29	1	
2-Chlorotoluene	ND	1.0	0.24	1		Toluene	ND	1.0	0.35	1	
4-Chlorotoluene	ND	1.0	0.30	1		1,2,3-Trichlorobenzene	ND	1.0	0.39	1	
Dibromochloromethane	ND	1.0	0.45	1		1,2,4-Trichlorobenzene	ND	1.0	0.35	1	
1,2-Dibromo-3-Chloropropane	ND	5.0	2.5	1		1,1,1-Trichloroethane	ND	1.0	0.32	1	
1,2-Dibromoethane	ND	1.0	0.81	1		1,1,2-Trichloro-1,2,2-Trifluoroethane	ND	10	0.54	1	
Dibromomethane	ND	1.0	0.42	1		1,1,2-Trichloroethane	ND	1.0	0.54	1	
1,2-Dichlorobenzene	ND	1.0	0.24	1		Trichloroethene	ND	1.0	0.30	1	
1,3-Dichlorobenzene	ND	1.0	0.38	1		Trichlorofluoromethane	ND	10	0.36	1	
1,4-Dichlorobenzene	ND	1.0	0.30	1		1,2,3-Trichloropropane	ND	5.0	2.3	1	
Dichlorodifluoromethane	ND	1.0	0.27	1		1,2,4-Trimethylbenzene	ND	1.0	0.26	1	
1,1-Dichloroethane	ND	1.0	0.53	1		1,3,5-Trimethylbenzene	ND	1.0	0.19	1	
1,2-Dichloroethane	ND	0.50	0.22	1		Vinyl Acetate	ND	10	3.2	1	
1,1-Dichloroethene	ND	1.0	0.31	1		Vinyl Chloride	ND	0.50	0.33	1	
c-1,2-Dichloroethene	ND	1.0	0.35	1		p/m-Xylene	ND	1.0	0.38	1	
t-1,2-Dichloroethene	ND	1.0	0.29	1		o-Xylene	ND	1.0	0.21	1	
1,2-Dichloropropane	ND	1.0	0.28	1		Methyl-t-Butyl Ether (MTBE)	ND	1.0	0.29	1	

Surrogates:	REC (%)	Control Limits	Qual	Surrogates:	REC (%)	Control Limits	Qual
Dibromofluoromethane	111	74-140		1,2-Dichloroethane-d4	117	74-146	
Toluene-d8	95	88-112		1,4-Bromofluorobenzene	85	74-110	

RL - Reporting Limit , DF - Dilution Factor , Qual - Qualifiers

Calscience Environmental Laboratories, Inc.

Analytical Report

Tetra Tech, Inc.	Date Received:	07/07/06
348 West Hospitality Lane, Ste 100	Work Order No:	06-07-0310
San Bernardino, CA 92408-3216	Preparation:	EPA 5030B
	Method:	EPA 8260B
	Units:	ug/L
Project: LMC Beaumont Site 1 / TC #18086-02		Page 2 of 7

Client Sample Number	Lab Sample Number	Date Collected	Matrix	Date Prepared	Date Analyzed	QC Batch ID
LEB-070606-GP	**06-07-0310-2**	**07/06/06**	**Aqueous**	**07/10/06**	**07/10/06**	**060710L01**

Comment(s): -Results were evaluated to the MDL, concentrations >= to the MDL but < RL, if found, are qualified with a "J" flag.

Parameter	Result	RL	MDL	DF	Qual	Parameter	Result	RL	MDL	DF	Qual
Acetone	6.7	10.0	6.1	1	J	1,3-Dichloropropane	ND	1.0	0.30	1	
Benzene	ND	0.50	0.26	1		2,2-Dichloropropane	ND	1.0	0.40	1	
Bromobenzene	ND	1.0	0.47	1		1,1-Dichloropropene	ND	1.0	0.21	1	
Bromochloromethane	ND	1.0	0.68	1		c-1,3-Dichloropropene	ND	0.50	0.45	1	
Bromodichloromethane	ND	1.0	0.27	1		t-1,3-Dichloropropene	ND	0.50	0.31	1	
Bromoform	ND	1.0	0.62	1		Ethylbenzene	ND	1.0	0.17	1	
Bromomethane	ND	10	2.9	1		2-Hexanone	ND	10	1.9	1	
2-Butanone	ND	10	4.2	1		Isopropylbenzene	ND	1.0	0.24	1	
n-Butylbenzene	ND	1.0	0.29	1		p-Isopropyltoluene	ND	1.0	0.21	1	
sec-Butylbenzene	ND	1.0	0.21	1		Methylene Chloride	3.2	10.0	2.6	1	J
tert-Butylbenzene	ND	1.0	0.17	1		4-Methyl-2-Pentanone	ND	10	2.4	1	
Carbon Disulfide	ND	10	1.0	1		Naphthalene	ND	10	0.95	1	
Carbon Tetrachloride	ND	0.50	0.42	1		n-Propylbenzene	ND	1.0	0.30	1	
Chlorobenzene	ND	1.0	0.36	1		Styrene	ND	1.0	0.29	1	
Chloroethane	ND	1.0	0.52	1		1,1,1,2-Tetrachloroethane	ND	1.0	0.37	1	
Chloroform	0.32	1.0	0.22	1	J	1,1,2,2-Tetrachloroethane	ND	1.0	0.37	1	
Chloromethane	ND	10	1.8	1		Tetrachloroethene	ND	1.0	0.29	1	
2-Chlorotoluene	ND	1.0	0.24	1		Toluene	ND	1.0	0.35	1	
4-Chlorotoluene	ND	1.0	0.30	1		1,2,3-Trichlorobenzene	ND	1.0	0.39	1	
Dibromochloromethane	ND	1.0	0.45	1		1,2,4-Trichlorobenzene	ND	1.0	0.35	1	
1,2-Dibromo-3-Chloropropane	ND	5.0	2.5	1		1,1,1-Trichloroethane	ND	1.0	0.32	1	
1,2-Dibromoethane	ND	1.0	0.81	1		1,1,2-Trichloro-1,2,2-Trifluoroethane	ND	10	0.54	1	
Dibromomethane	ND	1.0	0.42	1		1,1,2-Trichloroethane	ND	1.0	0.54	1	
1,2-Dichlorobenzene	ND	1.0	0.24	1		Trichloroethene	1.6	1.0	0.30	1	
1,3-Dichlorobenzene	ND	1.0	0.38	1		Trichlorofluoromethane	ND	10	0.36	1	
1,4-Dichlorobenzene	ND	1.0	0.30	1		1,2,3-Trichloropropane	ND	5.0	2.3	1	
Dichlorodifluoromethane	ND	1.0	0.27	1		1,2,4-Trimethylbenzene	ND	1.0	0.26	1	
1,1-Dichloroethane	ND	1.0	0.53	1		1,3,5-Trimethylbenzene	ND	1.0	0.19	1	
1,2-Dichloroethane	ND	0.50	0.22	1		Vinyl Acetate	ND	10	3.2	1	
1,1-Dichloroethene	1.1	1.0	0.31	1		Vinyl Chloride	ND	0.50	0.33	1	
c-1,2-Dichloroethene	ND	1.0	0.35	1		p/m-Xylene	ND	1.0	0.38	1	
t-1,2-Dichloroethene	ND	1.0	0.29	1		o-Xylene	ND	1.0	0.21	1	
1,2-Dichloropropane	ND	1.0	0.28	1		Methyl-t-Butyl Ether (MTBE)	ND	1.0	0.29	1	

Surrogates:	REC (%)	Control Limits	Qual	Surrogates:	REC (%)	Control Limits	Qual
Dibromofluoromethane	124	74-140		1,2-Dichloroethane-d4	133	74-146	
Toluene-d8	95	88-112		1,4-Bromofluorobenzene	82	74-110	

RL - Reporting Limit , DF - Dilution Factor , Qual - Qualifiers

Calscience Environmental Laboratories, Inc.

Analytical Report

Tetra Tech, Inc.	Date Received:	07/07/06
348 West Hospitality Lane, Ste 100	Work Order No:	06-07-0310
San Bernardino, CA 92408-3216	Preparation:	EPA 5030B
	Method:	EPA 8260B
	Units:	ug/L
Project: LMC Beaumont Site 1 / TC #18086-02		Page 3 of 7

Client Sample Number	Lab Sample Number	Date Collected	Matrix	Date Prepared	Date Analyzed	QC Batch ID
MW-40	**06-07-0310-3**	**07/06/06**	**Aqueous**	**07/10/06**	**07/10/06**	**060710L01**

Comment(s): -Results were evaluated to the MDL, concentrations >= to the MDL but < RL, if found, are qualified with a "J" flag.

Parameter	Result	RL	MDL	DF	Qual	Parameter	Result	RL	MDL	DF	Qual
Acetone	ND	10	6.1	1		1,3-Dichloropropane	ND	1.0	0.30	1	
Benzene	ND	0.50	0.26	1		2,2-Dichloropropane	ND	1.0	0.40	1	
Bromobenzene	ND	1.0	0.47	1		1,1-Dichloropropene	ND	1.0	0.21	1	
Bromochloromethane	ND	1.0	0.68	1		c-1,3-Dichloropropene	ND	0.50	0.45	1	
Bromodichloromethane	ND	1.0	0.27	1		t-1,3-Dichloropropene	ND	0.50	0.31	1	
Bromoform	ND	1.0	0.62	1		Ethylbenzene	ND	1.0	0.17	1	
Bromomethane	ND	10	2.9	1		2-Hexanone	ND	10	1.9	1	
2-Butanone	ND	10	4.2	1		Isopropylbenzene	ND	1.0	0.24	1	
n-Butylbenzene	ND	1.0	0.29	1		p-Isopropyltoluene	ND	1.0	0.21	1	
sec-Butylbenzene	ND	1.0	0.21	1		Methylene Chloride	ND	10	2.6	1	
tert-Butylbenzene	ND	1.0	0.17	1		4-Methyl-2-Pentanone	ND	10	2.4	1	
Carbon Disulfide	ND	10	1.0	1		Naphthalene	ND	10	0.95	1	
Carbon Tetrachloride	ND	0.50	0.42	1		n-Propylbenzene	ND	1.0	0.30	1	
Chlorobenzene	ND	1.0	0.36	1		Styrene	ND	1.0	0.29	1	
Chloroethane	ND	1.0	0.52	1		1,1,1,2-Tetrachloroethane	ND	1.0	0.37	1	
Chloroform	0.69	1.0	0.22	1	J	1,1,2,2-Tetrachloroethane	ND	1.0	0.37	1	
Chloromethane	ND	10	1.8	1		Tetrachloroethene	ND	1.0	0.29	1	
2-Chlorotoluene	ND	1.0	0.24	1		Toluene	ND	1.0	0.35	1	
4-Chlorotoluene	ND	1.0	0.30	1		1,2,3-Trichlorobenzene	ND	1.0	0.39	1	
Dibromochloromethane	ND	1.0	0.45	1		1,2,4-Trichlorobenzene	ND	1.0	0.35	1	
1,2-Dibromo-3-Chloropropane	ND	5.0	2.5	1		1,1,1-Trichloroethane	ND	1.0	0.32	1	
1,2-Dibromoethane	ND	1.0	0.81	1		1,1,2-Trichloro-1,2,2-Trifluoroethane	ND	10	0.54	1	
Dibromomethane	ND	1.0	0.42	1		1,1,2-Trichloroethane	ND	1.0	0.54	1	
1,2-Dichlorobenzene	ND	1.0	0.24	1		Trichloroethene	14	1	0.30	1	
1,3-Dichlorobenzene	ND	1.0	0.38	1		Trichlorofluoromethane	ND	10	0.36	1	
1,4-Dichlorobenzene	ND	1.0	0.30	1		1,2,3-Trichloropropane	ND	5.0	2.3	1	
Dichlorodifluoromethane	ND	1.0	0.27	1		1,2,4-Trimethylbenzene	ND	1.0	0.26	1	
1,1-Dichloroethane	0.88	1.0	0.53	1	J	1,3,5-Trimethylbenzene	ND	1.0	0.19	1	
1,2-Dichloroethane	ND	0.50	0.22	1		Vinyl Acetate	ND	10	3.2	1	
1,1-Dichloroethene	7.1	1.0	0.31	1		Vinyl Chloride	ND	0.50	0.33	1	
c-1,2-Dichloroethene	ND	1.0	0.35	1		p/m-Xylene	ND	1.0	0.38	1	
t-1,2-Dichloroethene	ND	1.0	0.29	1		o-Xylene	ND	1.0	0.21	1	
1,2-Dichloropropane	ND	1.0	0.28	1		Methyl-t-Butyl Ether (MTBE)	ND	1.0	0.29	1	

Surrogates:	REC (%)	Control Limits	Qual	Surrogates:	REC (%)	Control Limits	Qual
Dibromofluoromethane	119	74-140		1,2-Dichloroethane-d4	124	74-146	
Toluene-d8	93	88-112		1,4-Bromofluorobenzene	83	74-110	

RL - Reporting Limit , DF - Dilution Factor , Qual - Qualifiers

Calscience Environmental Laboratories, Inc.

Analytical Report

Tetra Tech, Inc.	Date Received:	07/07/06
348 West Hospitality Lane, Ste 100	Work Order No:	06-07-0310
San Bernardino, CA 92408-3216	Preparation:	EPA 5030B
	Method:	EPA 8260B
	Units:	ug/L
Project: LMC Beaumont Site 1 / TC #18086-02		Page 4 of 7

Client Sample Number	Lab Sample Number	Date Collected	Matrix	Date Prepared	Date Analyzed	QC Batch ID
IW-04	**06-07-0310-4**	**07/06/06**	**Aqueous**	**07/10/06**	**07/10/06**	**060710L01**

Comment(s): -Results were evaluated to the MDL, concentrations >= to the MDL but < RL, if found, are qualified with a "J" flag.

Parameter	Result	RL	MDL	DF	Qual	Parameter	Result	RL	MDL	DF	Qual
Acetone	ND	10	6.1	1		1,3-Dichloropropane	ND	1.0	0.30	1	
Benzene	ND	0.50	0.26	1		2,2-Dichloropropane	ND	1.0	0.40	1	
Bromobenzene	ND	1.0	0.47	1		1,1-Dichloropropene	ND	1.0	0.21	1	
Bromochloromethane	ND	1.0	0.68	1		c-1,3-Dichloropropene	ND	0.50	0.45	1	
Bromodichloromethane	ND	1.0	0.27	1		t-1,3-Dichloropropene	ND	0.50	0.31	1	
Bromoform	ND	1.0	0.62	1		Ethylbenzene	ND	1.0	0.17	1	
Bromomethane	ND	10	2.9	1		2-Hexanone	ND	10	1.9	1	
2-Butanone	ND	10	4.2	1		Isopropylbenzene	ND	1.0	0.24	1	
n-Butylbenzene	ND	1.0	0.29	1		p-Isopropyltoluene	ND	1.0	0.21	1	
sec-Butylbenzene	ND	1.0	0.21	1		Methylene Chloride	2.8	10.0	2.6	1	J
tert-Butylbenzene	ND	1.0	0.17	1		4-Methyl-2-Pentanone	ND	10	2.4	1	
Carbon Disulfide	ND	10	1.0	1		Naphthalene	ND	10	0.95	1	
Carbon Tetrachloride	ND	0.50	0.42	1		n-Propylbenzene	ND	1.0	0.30	1	
Chlorobenzene	ND	1.0	0.36	1		Styrene	ND	1.0	0.29	1	
Chloroethane	ND	1.0	0.52	1		1,1,1,2-Tetrachloroethane	ND	1.0	0.37	1	
Chloroform	ND	1.0	0.22	1		1,1,2,2-Tetrachloroethane	ND	1.0	0.37	1	
Chloromethane	ND	10	1.8	1		Tetrachloroethene	ND	1.0	0.29	1	
2-Chlorotoluene	ND	1.0	0.24	1		Toluene	ND	1.0	0.35	1	
4-Chlorotoluene	ND	1.0	0.30	1		1,2,3-Trichlorobenzene	ND	1.0	0.39	1	
Dibromochloromethane	ND	1.0	0.45	1		1,2,4-Trichlorobenzene	ND	1.0	0.35	1	
1,2-Dibromo-3-Chloropropane	ND	5.0	2.5	1		1,1,1-Trichloroethane	ND	1.0	0.32	1	
1,2-Dibromoethane	ND	1.0	0.81	1		1,1,2-Trichloro-1,2,2-Trifluoroethane	ND	10	0.54	1	
Dibromomethane	ND	1.0	0.42	1		1,1,2-Trichloroethane	ND	1.0	0.54	1	
1,2-Dichlorobenzene	ND	1.0	0.24	1		Trichloroethene	5.9	1.0	0.30	1	
1,3-Dichlorobenzene	ND	1.0	0.38	1		Trichlorofluoromethane	ND	10	0.36	1	
1,4-Dichlorobenzene	ND	1.0	0.30	1		1,2,3-Trichloropropane	ND	5.0	2.3	1	
Dichlorodifluoromethane	ND	1.0	0.27	1		1,2,4-Trimethylbenzene	ND	1.0	0.26	1	
1,1-Dichloroethane	ND	1.0	0.53	1		1,3,5-Trimethylbenzene	ND	1.0	0.19	1	
1,2-Dichloroethane	ND	0.50	0.22	1		Vinyl Acetate	ND	10	3.2	1	
1,1-Dichloroethene	10	1	0.31	1		Vinyl Chloride	2.2	0.5	0.33	1	
c-1,2-Dichloroethene	4.0	1.0	0.35	1		p/m-Xylene	ND	1.0	0.38	1	
t-1,2-Dichloroethene	ND	1.0	0.29	1		o-Xylene	ND	1.0	0.21	1	
1,2-Dichloropropane	ND	1.0	0.28	1		Methyl-t-Butyl Ether (MTBE)	ND	1.0	0.29	1	

Surrogates:	REC (%)	Control Limits	Qual	Surrogates:	REC (%)	Control Limits	Qual
Dibromofluoromethane	126	74-140		1,2-Dichloroethane-d4	130	74-146	
Toluene-d8	95	88-112		1,4-Bromofluorobenzene	80	74-110	

RL - Reporting Limit , DF - Dilution Factor , Qual - Qualifiers

Calscience Environmental Laboratories, Inc.

Analytical Report

Tetra Tech, Inc.	Date Received:	07/07/06
348 West Hospitality Lane, Ste 100	Work Order No:	06-07-0310
San Bernardino, CA 92408-3216	Preparation:	EPA 5030B
	Method:	EPA 8260B
	Units:	ug/L
Project: LMC Beaumont Site 1 / TC #18086-02		Page 5 of 7

Client Sample Number	Lab Sample Number	Date Collected	Matrix	Date Prepared	Date Analyzed	QC Batch ID
MW-07	**06-07-0310-5**	**07/06/06**	**Aqueous**	**07/10/06**	**07/10/06**	**060710L01**

Comment(s): -Results were evaluated to the MDL, concentrations >= to the MDL but < RL, if found, are qualified with a "J" flag.

Parameter	Result	RL	MDL	DF	Qual	Parameter	Result	RL	MDL	DF	Qual
Acetone	ND	10	6.1	1		1,3-Dichloropropane	ND	1.0	0.30	1	
Benzene	ND	0.50	0.26	1		2,2-Dichloropropane	ND	1.0	0.40	1	
Bromobenzene	ND	1.0	0.47	1		1,1-Dichloropropene	ND	1.0	0.21	1	
Bromochloromethane	ND	1.0	0.68	1		c-1,3-Dichloropropene	ND	0.50	0.45	1	
Bromodichloromethane	ND	1.0	0.27	1		t-1,3-Dichloropropene	ND	0.50	0.31	1	
Bromoform	ND	1.0	0.62	1		Ethylbenzene	ND	1.0	0.17	1	
Bromomethane	ND	10	2.9	1		2-Hexanone	ND	10	1.9	1	
2-Butanone	ND	10	4.2	1		Isopropylbenzene	ND	1.0	0.24	1	
n-Butylbenzene	ND	1.0	0.29	1		p-Isopropyltoluene	ND	1.0	0.21	1	
sec-Butylbenzene	ND	1.0	0.21	1		Methylene Chloride	3.1	10.0	2.6	1	J
tert-Butylbenzene	ND	1.0	0.17	1		4-Methyl-2-Pentanone	ND	10	2.4	1	
Carbon Disulfide	ND	10	1.0	1		Naphthalene	ND	10	0.95	1	
Carbon Tetrachloride	ND	0.50	0.42	1		n-Propylbenzene	ND	1.0	0.30	1	
Chlorobenzene	ND	1.0	0.36	1		Styrene	ND	1.0	0.29	1	
Chloroethane	ND	1.0	0.52	1		1,1,1,2-Tetrachloroethane	ND	1.0	0.37	1	
Chloroform	ND	1.0	0.22	1		1,1,2,2-Tetrachloroethane	ND	1.0	0.37	1	
Chloromethane	ND	10	1.8	1		Tetrachloroethene	ND	1.0	0.29	1	
2-Chlorotoluene	ND	1.0	0.24	1		Toluene	ND	1.0	0.35	1	
4-Chlorotoluene	ND	1.0	0.30	1		1,2,3-Trichlorobenzene	ND	1.0	0.39	1	
Dibromochloromethane	ND	1.0	0.45	1		1,2,4-Trichlorobenzene	ND	1.0	0.35	1	
1,2-Dibromo-3-Chloropropane	ND	5.0	2.5	1		1,1,1-Trichloroethane	ND	1.0	0.32	1	
1,2-Dibromoethane	ND	1.0	0.81	1		1,1,2-Trichloro-1,2,2-Trifluoroethane	ND	10	0.54	1	
Dibromomethane	ND	1.0	0.42	1		1,1,2-Trichloroethane	ND	1.0	0.54	1	
1,2-Dichlorobenzene	ND	1.0	0.24	1		Trichloroethene	3.8	1.0	0.30	1	
1,3-Dichlorobenzene	ND	1.0	0.38	1		Trichlorofluoromethane	ND	10	0.36	1	
1,4-Dichlorobenzene	ND	1.0	0.30	1		1,2,3-Trichloropropane	ND	5.0	2.3	1	
Dichlorodifluoromethane	ND	1.0	0.27	1		1,2,4-Trimethylbenzene	ND	1.0	0.26	1	
1,1-Dichloroethane	ND	1.0	0.53	1		1,3,5-Trimethylbenzene	ND	1.0	0.19	1	
1,2-Dichloroethane	ND	0.50	0.22	1		Vinyl Acetate	ND	10	3.2	1	
1,1-Dichloroethene	1.6	1.0	0.31	1		Vinyl Chloride	ND	0.50	0.33	1	
c-1,2-Dichloroethene	ND	1.0	0.35	1		p/m-Xylene	ND	1.0	0.38	1	
t-1,2-Dichloroethene	ND	1.0	0.29	1		o-Xylene	ND	1.0	0.21	1	
1,2-Dichloropropane	ND	1.0	0.28	1		Methyl-t-Butyl Ether (MTBE)	ND	1.0	0.29	1	

Surrogates:	REC (%)	Control Limits	Qual	Surrogates:	REC (%)	Control Limits	Qual
Dibromofluoromethane	126	74-140		1,2-Dichloroethane-d4	135	74-146	
Toluene-d8	98	88-112		1,4-Bromofluorobenzene	83	74-110	

RL - Reporting Limit , DF - Dilution Factor , Qual - Qualifiers

Calscience Environmental Laboratories, Inc.

Analytical Report

Tetra Tech, Inc.	Date Received:	07/07/06
348 West Hospitality Lane, Ste 100	Work Order No:	06-07-0310
San Bernardino, CA 92408-3216	Preparation:	EPA 5030B
	Method:	EPA 8260B
	Units:	ug/L
Project: LMC Beaumont Site 1 / TC #18086-02		Page 6 of 7

Client Sample Number	Lab Sample Number	Date Collected	Matrix	Date Prepared	Date Analyzed	QC Batch ID
MW-56A	**06-07-0310-6**	**07/06/06**	**Aqueous**	**07/10/06**	**07/10/06**	**060710L01**

Comment(s): -Results were evaluated to the MDL, concentrations >= to the MDL but < RL, if found, are qualified with a "J" flag.

Parameter	Result	RL	MDL	DF	Qual	Parameter	Result	RL	MDL	DF	Qual
Acetone	ND	10	6.1	1		1,3-Dichloropropane	ND	1.0	0.30	1	
Benzene	ND	0.50	0.26	1		2,2-Dichloropropane	ND	1.0	0.40	1	
Bromobenzene	ND	1.0	0.47	1		1,1-Dichloropropene	ND	1.0	0.21	1	
Bromochloromethane	ND	1.0	0.68	1		c-1,3-Dichloropropene	ND	0.50	0.45	1	
Bromodichloromethane	ND	1.0	0.27	1		t-1,3-Dichloropropene	ND	0.50	0.31	1	
Bromoform	ND	1.0	0.62	1		Ethylbenzene	ND	1.0	0.17	1	
Bromomethane	ND	10	2.9	1		2-Hexanone	ND	10	1.9	1	
2-Butanone	ND	10	4.2	1		Isopropylbenzene	ND	1.0	0.24	1	
n-Butylbenzene	ND	1.0	0.29	1		p-Isopropyltoluene	ND	1.0	0.21	1	
sec-Butylbenzene	ND	1.0	0.21	1		Methylene Chloride	2.9	10.0	2.6	1	J
tert-Butylbenzene	ND	1.0	0.17	1		4-Methyl-2-Pentanone	ND	10	2.4	1	
Carbon Disulfide	ND	10	1.0	1		Naphthalene	ND	10	0.95	1	
Carbon Tetrachloride	ND	0.50	0.42	1		n-Propylbenzene	ND	1.0	0.30	1	
Chlorobenzene	ND	1.0	0.36	1		Styrene	ND	1.0	0.29	1	
Chloroethane	ND	1.0	0.52	1		1,1,1,2-Tetrachloroethane	ND	1.0	0.37	1	
Chloroform	ND	1.0	0.22	1		1,1,2,2-Tetrachloroethane	ND	1.0	0.37	1	
Chloromethane	ND	10	1.8	1		Tetrachloroethene	ND	1.0	0.29	1	
2-Chlorotoluene	ND	1.0	0.24	1		Toluene	ND	1.0	0.35	1	
4-Chlorotoluene	ND	1.0	0.30	1		1,2,3-Trichlorobenzene	ND	1.0	0.39	1	
Dibromochloromethane	ND	1.0	0.45	1		1,2,4-Trichlorobenzene	ND	1.0	0.35	1	
1,2-Dibromo-3-Chloropropane	ND	5.0	2.5	1		1,1,1-Trichloroethane	ND	1.0	0.32	1	
1,2-Dibromoethane	ND	1.0	0.81	1		1,1,2-Trichloro-1,2,2-Trifluoroethane	ND	10	0.54	1	
Dibromomethane	ND	1.0	0.42	1		1,1,2-Trichloroethane	ND	1.0	0.54	1	
1,2-Dichlorobenzene	ND	1.0	0.24	1		Trichloroethene	1.6	1.0	0.30	1	
1,3-Dichlorobenzene	ND	1.0	0.38	1		Trichlorofluoromethane	ND	10	0.36	1	
1,4-Dichlorobenzene	ND	1.0	0.30	1		1,2,3-Trichloropropane	ND	5.0	2.3	1	
Dichlorodifluoromethane	ND	1.0	0.27	1		1,2,4-Trimethylbenzene	ND	1.0	0.26	1	
1,1-Dichloroethane	ND	1.0	0.53	1		1,3,5-Trimethylbenzene	ND	1.0	0.19	1	
1,2-Dichloroethane	ND	0.50	0.22	1		Vinyl Acetate	ND	10	3.2	1	
1,1-Dichloroethene	0.59	1.0	0.31	1	J	Vinyl Chloride	ND	0.50	0.33	1	
c-1,2-Dichloroethene	ND	1.0	0.35	1		p/m-Xylene	ND	1.0	0.38	1	
t-1,2-Dichloroethene	ND	1.0	0.29	1		o-Xylene	ND	1.0	0.21	1	
1,2-Dichloropropane	ND	1.0	0.28	1		Methyl-t-Butyl Ether (MTBE)	ND	1.0	0.29	1	

Surrogates:	REC (%)	Control Limits	Qual	Surrogates:	REC (%)	Control Limits	Qual
Dibromofluoromethane	126	74-140		1,2-Dichloroethane-d4	135	74-146	
Toluene-d8	88	88-112		1,4-Bromofluorobenzene	81	74-110	

RL - Reporting Limit , DF - Dilution Factor , Qual - Qualifiers

Calscience Environmental Laboratories, Inc.

Analytical Report

Tetra Tech, Inc.
348 West Hospitality Lane, Ste 100
San Bernardino, CA 92408-3216

Date Received:	07/07/06
Work Order No:	06-07-0310
Preparation:	EPA 5030B
Method:	EPA 8260B
Units:	ug/L

Project: LMC Beaumont Site 1 / TC #18086-02

Client Sample Number	Lab Sample Number	Date Collected	Matrix	Date Prepared	Date Analyzed	QC Batch ID
Method Blank	**099-10-006-18,480**	**N/A**	**Aqueous**	**07/10/06**	**07/10/06**	**060710L01**

Comment(s): -Results were evaluated to the MDL, concentrations >= to the MDL but < RL, if found, are qualified with a "J" flag.

Parameter	Result	RL	MDL	DF	Qual	Parameter	Result	RL	MDL	DF	Qual
Acetone	ND	10	6.1	1		1,3-Dichloropropane	ND	1.0	0.30	1	
Benzene	ND	0.50	0.26	1		2,2-Dichloropropane	ND	1.0	0.40	1	
Bromobenzene	ND	1.0	0.47	1		1,1-Dichloropropene	ND	1.0	0.21	1	
Bromochloromethane	ND	1.0	0.68	1		c-1,3-Dichloropropene	ND	0.50	0.45	1	
Bromodichloromethane	ND	1.0	0.27	1		t-1,3-Dichloropropene	ND	0.50	0.31	1	
Bromoform	ND	1.0	0.62	1		Ethylbenzene	ND	1.0	0.17	1	
Bromomethane	ND	10	2.9	1		2-Hexanone	ND	10	1.9	1	
2-Butanone	ND	10	4.2	1		Isopropylbenzene	ND	1.0	0.24	1	
n-Butylbenzene	ND	1.0	0.29	1		p-Isopropyltoluene	ND	1.0	0.21	1	
sec-Butylbenzene	ND	1.0	0.21	1		Methylene Chloride	ND	10	2.6	1	
tert-Butylbenzene	ND	1.0	0.17	1		4-Methyl-2-Pentanone	ND	10	2.4	1	
Carbon Disulfide	ND	10	1.0	1		Naphthalene	1.2	10.0	0.95	1	J
Carbon Tetrachloride	ND	0.50	0.42	1		n-Propylbenzene	ND	1.0	0.30	1	
Chlorobenzene	ND	1.0	0.36	1		Styrene	ND	1.0	0.29	1	
Chloroethane	ND	1.0	0.52	1		1,1,1,2-Tetrachloroethane	ND	1.0	0.37	1	
Chloroform	ND	1.0	0.22	1		1,1,2,2-Tetrachloroethane	ND	1.0	0.37	1	
Chloromethane	ND	10	1.8	1		Tetrachloroethene	ND	1.0	0.29	1	
2-Chlorotoluene	ND	1.0	0.24	1		Toluene	ND	1.0	0.35	1	
4-Chlorotoluene	ND	1.0	0.30	1		1,2,3-Trichlorobenzene	0.86	1.0	0.39	1	J
Dibromochloromethane	ND	1.0	0.45	1		1,2,4-Trichlorobenzene	0.68	1.0	0.35	1	J
1,2-Dibromo-3-Chloropropane	ND	5.0	2.5	1		1,1,1-Trichloroethane	ND	1.0	0.32	1	
1,2-Dibromoethane	ND	1.0	0.81	1		1,1,2-Trichloro-1,2,2-Trifluoroethane	ND	10	0.54	1	
Dibromomethane	ND	1.0	0.42	1		1,1,2-Trichloroethane	ND	1.0	0.54	1	
1,2-Dichlorobenzene	ND	1.0	0.24	1		Trichloroethene	ND	1.0	0.30	1	
1,3-Dichlorobenzene	ND	1.0	0.38	1		Trichlorofluoromethane	ND	10	0.36	1	
1,4-Dichlorobenzene	ND	1.0	0.30	1		1,2,3-Trichloropropane	ND	5.0	2.3	1	
Dichlorodifluoromethane	ND	1.0	0.27	1		1,2,4-Trimethylbenzene	ND	1.0	0.26	1	
1,1-Dichloroethane	ND	1.0	0.53	1		1,3,5-Trimethylbenzene	ND	1.0	0.19	1	
1,2-Dichloroethane	ND	0.50	0.22	1		Vinyl Acetate	ND	10	3.2	1	
1,1-Dichloroethene	ND	1.0	0.31	1		Vinyl Chloride	ND	0.50	0.33	1	
c-1,2-Dichloroethene	ND	1.0	0.35	1		p/m-Xylene	ND	1.0	0.38	1	
t-1,2-Dichloroethene	ND	1.0	0.29	1		o-Xylene	ND	1.0	0.21	1	
1,2-Dichloropropane	ND	1.0	0.28	1		Methyl-t-Butyl Ether (MTBE)	ND	1.0	0.29	1	

Surrogates:	REC (%)	Control Limits	Qual	Surrogates:	REC (%)	Control Limits	Qual
Dibromofluoromethane	105	74-140		1,2-Dichloroethane-d4	110	74-146	
Toluene-d8	96	88-112		1,4-Bromofluorobenzene	89	74-110	

RL - Reporting Limit , DF - Dilution Factor , Qual - Qualifiers

Calscience Environmental Laboratories, Inc.

EPA 8260B Tentatively Identified Compound List

Work Order	CEL Sample	Client ID	Q	Compound	CAS NUMBER	RT	On Column Conc. ug/L	Estimated Conc. ug/L
06-07-0310	1	LTB-070606		No TICs Found				
06-07-0310	2	LEB-070606-GP		No TICs Found				
06-07-0310	3	MW-40		No TICs Found				
06-07-0310	4	IW-04		Propene	115-07-1	1.37	7.60	7.6
06-07-0310	5	MW-07		No TICs Found				
06-07-0310	6	MW-56A		No TICs Found				

Q Qualifier
RT Retention Time

7440 Lincoln Way, Garden Grove, CA 92841-1432 • TEL: (714) 895-5494 • FAX: (714) 894-7501

Calscience Environmental Laboratories, Inc.

Analytical Report

Tetra Tech, Inc.
348 West Hospitality Lane, Ste 100
San Bernardino, CA 92408-3216

Date Received: 07/07/06
Work Order No: 06-07-0310

Project: LMC Beaumont Site 1 / TC #18086-02

Client Sample Number	Lab Sample Number	Date Collected	Matrix
LEB-070606-GP	**06-07-0310-2**	**07/06/06**	**Aqueous**

Comment(s): (1) Results were evaluated to the MDL, concentrations >= to the MDL but < RL, if found, are qualified with a "J" flag.

Parameter	Result	RL	MDL	DF	Qual	Units	Date Prepared	Date Analyzed	Method
Perchlorate (1)	0.52	2.0	0.43	1	J	ug/L	N/A	07/10/06	EPA 314.0

MW-40	**06-07-0310-3**	**07/06/06**	**Aqueous**

Parameter	Result	RL	MDL	DF	Qual	Units	Date Prepared	Date Analyzed	Method
Perchlorate	790	200	43	100		ug/L	N/A	07/11/06	EPA 314.0

IW-04	**06-07-0310-4**	**07/06/06**	**Aqueous**

Comment(s): (1) Results were evaluated to the MDL, concentrations >= to the MDL but < RL, if found, are qualified with a "J" flag.

Parameter	Result	RL	MDL	DF	Qual	Units	Date Prepared	Date Analyzed	Method
Perchlorate (1)	1.4	2.0	0.43	1	J	ug/L	N/A	07/11/06	EPA 314.0

MW-07	**06-07-0310-5**	**07/06/06**	**Aqueous**

Parameter	Result	RL	MDL	DF	Qual	Units	Date Prepared	Date Analyzed	Method
Perchlorate	6.9	2.0	0.43	1		ug/L	N/A	07/10/06	EPA 314.0

MW-56A	**06-07-0310-6**	**07/06/06**	**Aqueous**

Comment(s): (1) Results were evaluated to the MDL, concentrations >= to the MDL but < RL, if found, are qualified with a "J" flag.

Parameter	Result	RL	MDL	DF	Qual	Units	Date Prepared	Date Analyzed	Method
Perchlorate (1)	ND	2.0	0.43	1		ug/L	N/A	07/10/06	EPA 314.0

Method Blank		**N/A**	**Aqueous**

Comment(s): (1) Results were evaluated to the MDL, concentrations >= to the MDL but < RL, if found, are qualified with a "J" flag.

Parameter	Result	RL	MDL	DF	Qual	Units	Date Prepared	Date Analyzed	Method
Perchlorate (1)	ND	2.0	0.43	1		ug/L	N/A	07/10/06	EPA 314.0

RL - Reporting Limit , DF - Dilution Factor , Qual - Qualifiers

Calscience Environmental Laboratories, Inc.

Quality Control - Spike/Spike Duplicate

Tetra Tech, Inc.
348 West Hospitality Lane, Ste 100
San Bernardino, CA 92408-3216

Date Received: 07/07/06
Work Order No: 06-07-0310
Preparation: EPA 5030B
Method: EPA 8260B

Project LMC Beaumont Site 1 / TC #18086-02

Quality Control Sample ID	Matrix	Instrument	Date Prepared	Date Analyzed	MS/MSD Batch Number
MW-40	**Aqueous**	**GC/MS M**	**07/10/06**	**07/10/06**	**060710S01**

Parameter	MS %REC	MSD %REC	%REC CL	RPD	RPD CL	Qualifiers
Benzene	102	100	88-118	2	0-7	
Carbon Tetrachloride	98	96	67-145	2	0-11	
Chlorobenzene	103	101	88-118	2	0-7	
1,2-Dichlorobenzene	100	100	86-116	0	0-8	
1,1-Dichloroethene	116	111	70-130	4	0-25	
Toluene	106	105	87-123	1	0-8	
Trichloroethene	106	105	79-127	1	0-10	
Vinyl Chloride	80	80	69-129	0	0-13	
Methyl-t-Butyl Ether (MTBE)	96	95	71-131	0	0-13	
Tert-Butyl Alcohol (TBA)	93	95	36-168	2	0-45	
Diisopropyl Ether (DIPE)	100	100	81-123	0	0-9	
Ethyl-t-Butyl Ether (ETBE)	94	95	72-126	1	0-12	
Tert-Amyl-Methyl Ether (TAME)	99	100	72-126	1	0-12	
Ethanol	102	103	53-149	1	0-31	

RPD - Relative Percent Difference , CL - Control Limit

Calscience Environmental Laboratories, Inc.

Quality Control - Spike/Spike Duplicate

Tetra Tech, Inc.
348 West Hospitality Lane, Ste 100
San Bernardino, CA 92408-3216

Date Received: N/A
Work Order No: 06-07-0310

Project: LMC Beaumont Site 1 / TC #18086-02

Matrix: Aqueous

Parameter	Method	Quality Control Sample ID	Date Analyzed	Date Extracted	MS% REC	MSD % REC	%REC CL	RPD	RPD CL	Qualifiers
Perchlorate	EPA 314.0	MW-56A	07/11/06	N/A	94	92	80-120	2	0-15	

RPD - Relative Percent Difference , CL - Control Limit

Calscience Environmental Laboratories, Inc.

Quality Control - LCS/LCS Duplicate

ACCREDITED IN ACCORDANCE WITH nelac

Tetra Tech, Inc.		Date Received:	N/A
348 West Hospitality Lane, Ste 100		Work Order No:	06-07-0310
San Bernardino, CA 92408-3216		Preparation:	EPA 3520B
		Method:	EPA 8270C(M) Isotope Dilution

Project: LMC Beaumont Site 1 / TC #18086-02

Quality Control Sample ID	Matrix	Instrument	Date Prepared	Date Analyzed	LCS/LCSD Batch Number
099-09-004-609	**Aqueous**	**GC/MS J**	**07/10/06**	**07/12/06**	**060710L06D**

Parameter	LCS %REC	LCSD %REC	%REC CL	RPD	RPD CL	Qualifiers
1,4-Dioxane	99	102	50-130	3	0-20	

RPD - Relative Percent Difference , CL - Control Limit

Calscience Environmental Laboratories, Inc.

Quality Control - LCS/LCS Duplicate

Tetra Tech, Inc.
348 West Hospitality Lane, Ste 100
San Bernardino, CA 92408-3216

Date Received: N/A
Work Order No: 06-07-0310
Preparation: EPA 5030B
Method: EPA 8260B

Project: LMC Beaumont Site 1 / TC #18086-02

Quality Control Sample ID	Matrix	Instrument	Date Prepared	Date Analyzed	LCS/LCSD Batch Number
099-10-006-18,480	**Aqueous**	**GC/MS M**	**07/10/06**	**07/10/06**	**060710L01**

Parameter	LCS %REC	LCSD %REC	%REC CL	RPD	RPD CL	Qualifiers
Benzene	101	99	84-120	2	0-8	
Carbon Tetrachloride	95	95	63-147	1	0-10	
Chlorobenzene	103	101	89-119	2	0-7	
1,2-Dichlorobenzene	102	101	89-119	0	0-9	
1,1-Dichloroethene	90	87	77-125	3	0-16	
Toluene	110	106	83-125	4	0-9	
Trichloroethene	98	97	89-119	1	0-8	
Vinyl Chloride	74	75	63-135	2	0-13	
Methyl-t-Butyl Ether (MTBE)	93	95	82-118	2	0-13	
Tert-Butyl Alcohol (TBA)	107	91	46-154	15	0-32	
Diisopropyl Ether (DIPE)	97	98	81-123	1	0-11	
Ethyl-t-Butyl Ether (ETBE)	93	94	74-122	2	0-12	
Tert-Amyl-Methyl Ether (TAME)	102	100	76-124	1	0-10	
Ethanol	74	76	60-138	4	0-32	

RPD - Relative Percent Difference , CL - Control Limit

Calscience Environmental Laboratories, Inc.

Quality Control - LCS/LCS Duplicate

ACCREDITED IN ACCORDANCE WITH nelac

Tetra Tech, Inc.
348 West Hospitality Lane, Ste 100
San Bernardino, CA 92408-3216

Date Received: N/A
Work Order No: 06-07-0310

Project: LMC Beaumont Site 1 / TC #18086-02

Matrix: Aqueous

Parameter	Method	Quality Control Sample ID	Date Extracted	Date Analyzed	LCS % REC	LCSD % REC	%REC CL	RPD	RPD CL	Qual
Perchlorate	EPA 314.0	099-05-203-428	N/A	07/10/06	96	95	85-115	0	0-15	

RPD - Relative Percent Difference , CL - Control Limit

Calscience Environmental Laboratories, Inc.

Glossary of Terms and Qualifiers

Work Order Number: 06-07-0310

Qualifier	Definition
*	See applicable analysis comment.
1	Surrogate compound recovery was out of control due to a required sample dilution, therefore, the sample data was reported without further clarification.
2	Surrogate compound recovery was out of control due to matrix interference. The associated method blank surrogate spike compound was in control and, therefore, the sample data was reported without further clarification.
3	Recovery of the Matrix Spike or Matrix Spike Duplicate compound was out of control due to matrix interference. The associated LCS and/or LCSD was in control and, therefore, the sample data was reported without further clarification.
4	The MS/MSD RPD was out of control due to matrix interference. The LCS/LCSD RPD was in control and, therefore, the sample data was reported without further clarification.
5	The PDS/PDSD associated with this batch of samples was out of control due to a matrix interference effect. The associated batch LCS/LCSD was in control and, hence, the associated sample data was reported with no further corrective action required.
A	Result is the average of all dilutions, as defined by the method.
B	Analyte was present in the associated method blank.
C	Analyte presence was not confirmed on primary column.
E	Concentration exceeds the calibration range.
H	Sample received and/or analyzed past the recommended holding time.
J	Analyte was detected at a concentration below the reporting limit and above the laboratory method detection limit. Reported value is estimated.
N	Nontarget Analyte.
ND	Parameter not detected at the indicated reporting limit.
Q	Spike recovery and RPD control limits do not apply resulting from the parameter concentration in the sample exceeding the spike concentration by a factor of four or greater.
U	Undetected at the laboratory method detection limit.
X	% Recovery and/or RPD out-of-range.
Z	Analyte presence was not confirmed by second column or GC/MS analysis.

TETRA TECH, INC.
348 W. Hospitality Lane, Suite 100
San Bernardino, California 92408
Telephone: (909) 381-1674
FAX: (909) 889-1391

SHIP TO: Calscience (via courier)

CHAIN OF CUSTODY RECORD

0310

DATE ~~07/06/2006~~ 07/07/2006 PAGE 1 OF 1

CLIENT: Tetra Tech
PROJECT NAME: LMC Beaumont Site 1
PROJECT MANAGER: Brenda Meyer
TC #: 18086-02
SAMPLERS (Signatures)

PARAMETERS

LINE ITEM	SAMPLE NO.	DATE	TIME	VOCs + TIC (SW8260B)	Perchlorate (314.0)	1,4-Dioxane (SW8270C mod)	FILTERED/UNFILTERED	MATRIX TYPE	CONTAINER TYPE	NUMBER OF CONTAINERS	PRESERVATIVE
1.	LTB-070606	07/06/2006	0700	X			Un	W	G	2	HCl
2.	LEB-070606-GP		0715	X	X	X	Un	W	G/P	5	HCl/NaOH/H_2SO_4
3.	MW-40		1003	X	X	X					
4.	IW-04		1121	X	X	X					
5.	MW-07		1241	X	X	X					
6.	MW-56A	↓	1356	X	X	X	↓	↓	↓	↓	↓
7.											
8.											
9.											
10.											

TURN-AROUND TIME
Standard

OBSERVATIONS/COMMENTS
Report all Data to the MDL

FILTERING:
☐ FILTERED ☐ UNFILTERED

MATRIX TYPE:
S - Soil
M - Sediment
W - Water

CONTAINER TYPE:
G - Glass Bottle/Jar
SS - Stainless Steel Sleeve
SB - Brass Sleeve
P - Plastic Bottle/Jar

PRESERVATIVES: (Water Only)
HCL
NR (None required)
NaOH
H_2SO_4

RELINQUISHED BY: David Bertolacci	SIGNATURE	TETRA TECH, INC.	DATE 07/07/2006	TIME 1500	TOTAL NUMBER OF CONTAINERS ON THIS CHAIN OF CUSTODY: 27
RECEIVED BY: Leovigildo Macias	SIGNATURE	COMPANY CEL	DATE 7/7/06	TIME 1540	METHOD OF SHIPMENT/SHIPMENT NO.: Courier
RELINQUISHED BY: Leovigildo Macias	SIGNATURE	COMPANY CEL	DATE 7/7/06	TIME 1740	Special Shipping/Handling/Storage Requirements:
RECEIVED BY: Sheri Lema	SIGNATURE Sheri Lema	COMPANY GEL	DATE 7.7.06	TIME 1740	

DISTRIBUTION: White and Pink = Tetra Tech, Inc. Canary = Laboratory

X:\GIS\ATT-MISC\COCR.CDR

Calscience Environmental Laboratories, Inc.

WORK ORDER #: 06 - 07 - 0310

Cooler 1 of 1

SAMPLE RECEIPT FORM

CLIENT: Tetra Tech **DATE:** 7-7-06

TEMPERATURE – SAMPLES RECEIVED BY:

CALSCIENCE COURIER:

_____ Chilled, cooler with temperature blank provided.
_____ Chilled, cooler without temperature blank.
_____ Chilled and placed in cooler with wet ice.
_____ Ambient and placed in cooler with wet ice.
_____ Ambient temperature.

3-6 °C Temperature blank.

LABORATORY (Other than Calscience Courier):

_____ °C Temperature blank.
_____ °C IR thermometer.
_____ Ambient temperature.

Initial: CM

CUSTODY SEAL INTACT:

Sample(s): _____ Cooler: _____ No (Not Intact) : _____ Not Applicable (N/A): NA

Initial: CM

SAMPLE CONDITION:

	Yes	No	N/A
Chain-Of-Custody document(s) received with samples	✓		
Sampler's name indicated on COC	✓		
Sample container label(s) consistent with custody papers	✓		
Sample container(s) intact and good condition	✓		
Correct containers and volume for analyses requested	✓		
Proper preservation noted on sample label(s)	✓		
VOA vial(s) free of headspace.	✓		
Tedlar bag(s) free of condensation			✓

Initial: CM

COMMENTS:

Calscience
Environmental
Laboratories, Inc.

July 21, 2006

Brenda Meyer
Tetra Tech, Inc.
348 West Hospitality Lane, Ste 100
San Bernardino, CA 92408-3216

Subject: **Calscience Work Order No.: 06-07-0311**
Client Reference: LMC Beaumont Site 1 / TC #18086-02

Dear Client:

Enclosed is an analytical report for the above-referenced project. The samples included in this report were received 7/7/2006 and analyzed in accordance with the attached chain-of-custody.

Unless otherwise noted, all analytical testing was accomplished in accordance with the guidelines established in our Quality Systems Manual, applicable standard operating procedures, and other related documentation. The original report of any subcontracted analysis is provided herein, and follows the standard Calscience data package. The results in this analytical report are limited to the samples tested and any reproduction thereof must be made in its entirety.

If you have any questions regarding this report, please do not hesitate to contact the undersigned.

Sincerely,

Calscience Environmental
Laboratories, Inc.
Jason Torres
Project Manager

Calscience Environmental Laboratories, Inc.

Analytical Report

Tetra Tech, Inc.
348 West Hospitality Lane, Ste 100
San Bernardino, CA 92408-3216

Date Received: 07/07/06
Work Order No: 06-07-0311
Preparation: EPA 3520B
Method: EPA 8270C(M) Isotope Dilution

Project: LMC Beaumont Site 1 / TC #18086-02

Client Sample Number	Lab Sample Number	Date Collected	Matrix	Date Prepared	Date Analyzed	QC Batch ID
LEB-070706-GP	**06-07-0311-2**	**07/07/06**	**Aqueous**	**07/10/06**	**07/13/06**	**060710L06D**

Comment(s): -Results were evaluated to the MDL, concentrations >= to the MDL but < RL, if found, are qualified with a "J" flag.

Parameter	Result	RL	MDL	DF	Qual	Units
1,4-Dioxane	ND	2.0	0.40	1		ug/L
Surrogates:	REC (%)	Control Limits			Qual	
Nitrobenzene-d5	87	56-123				

MW-57C	**06-07-0311-3**	**07/07/06**	**Aqueous**	**07/10/06**	**07/13/06**	**060710L06D**

Parameter	Result	RL	MDL	DF	Qual	Units
1,4-Dioxane	22	2	0.40	1		ug/L
Surrogates:	REC (%)	Control Limits			Qual	
Nitrobenzene-d5	92	56-123				

MW-56C	**06-07-0311-4**	**07/07/06**	**Aqueous**	**07/10/06**	**07/13/06**	**060710L06D**

Parameter	Result	RL	MDL	DF	Qual	Units
1,4-Dioxane	15	2	0.40	1		ug/L
Surrogates:	REC (%)	Control Limits			Qual	
Nitrobenzene-d5	88	56-123				

MW-54	**06-07-0311-5**	**07/07/06**	**Aqueous**	**07/10/06**	**07/13/06**	**060710L06D**

Parameter	Result	RL	MDL	DF	Qual	Units
1,4-Dioxane	31	2	0.40	1		ug/L
Surrogates:	REC (%)	Control Limits			Qual	
Nitrobenzene-d5	81	56-123				

Method Blank	**099-09-004-609**	**N/A**	**Aqueous**	**07/10/06**	**07/12/06**	**060710L06D**

Comment(s): -Results were evaluated to the MDL, concentrations >= to the MDL but < RL, if found, are qualified with a "J" flag.

Parameter	Result	RL	MDL	DF	Qual	Units
1,4-Dioxane	ND	2.0	0.40	1		ug/L
Surrogates:	REC (%)	Control Limits			Qual	
Nitrobenzene-d5	79	56-123				

RL - Reporting Limit , DF - Dilution Factor , Qual - Qualifiers

Calscience Environmental Laboratories, Inc.

Analytical Report

Tetra Tech, Inc.
348 West Hospitality Lane, Ste 100
San Bernardino, CA 92408-3216

Date Received:	07/07/06
Work Order No:	06-07-0311
Preparation:	EPA 5030B
Method:	EPA 8260B
Units:	ug/L

Project: LMC Beaumont Site 1 / TC #18086-02

Client Sample Number	Lab Sample Number	Date Collected	Matrix	Date Prepared	Date Analyzed	QC Batch ID
LTB-070706	**06-07-0311-1**	**07/07/06**	**Aqueous**	**07/08/06**	**07/09/06**	**060708L03**

Comment(s): -Results were evaluated to the MDL, concentrations >= to the MDL but < RL, if found, are qualified with a "J" flag.

Parameter	Result	RL	MDL	DF	Qual	Parameter	Result	RL	MDL	DF	Qual
Acetone	8.3	10.0	6.1	1	J,B	1,3-Dichloropropane	ND	1.0	0.30	1	
Benzene	ND	0.50	0.26	1		2,2-Dichloropropane	ND	1.0	0.40	1	
Bromobenzene	ND	1.0	0.47	1		1,1-Dichloropropene	ND	1.0	0.21	1	
Bromochloromethane	ND	1.0	0.68	1		c-1,3-Dichloropropene	ND	0.50	0.45	1	
Bromodichloromethane	ND	1.0	0.27	1		t-1,3-Dichloropropene	ND	0.50	0.31	1	
Bromoform	ND	1.0	0.62	1		Ethylbenzene	ND	1.0	0.17	1	
Bromomethane	ND	10	2.9	1		2-Hexanone	ND	10	1.9	1	
2-Butanone	ND	10	4.2	1		Isopropylbenzene	ND	1.0	0.24	1	
n-Butylbenzene	ND	1.0	0.29	1		p-Isopropyltoluene	ND	1.0	0.21	1	
sec-Butylbenzene	ND	1.0	0.21	1		Methylene Chloride	4.0	10.0	2.6	1	J
tert-Butylbenzene	ND	1.0	0.17	1		4-Methyl-2-Pentanone	ND	10	2.4	1	
Carbon Disulfide	ND	10	1.0	1		Naphthalene	ND	10	0.95	1	
Carbon Tetrachloride	ND	0.50	0.42	1		n-Propylbenzene	ND	1.0	0.30	1	
Chlorobenzene	ND	1.0	0.36	1		Styrene	ND	1.0	0.29	1	
Chloroethane	ND	1.0	0.52	1		1,1,1,2-Tetrachloroethane	ND	1.0	0.37	1	
Chloroform	ND	1.0	0.22	1		1,1,2,2-Tetrachloroethane	ND	1.0	0.37	1	
Chloromethane	ND	10	1.8	1		Tetrachloroethene	ND	1.0	0.29	1	
2-Chlorotoluene	ND	1.0	0.24	1		Toluene	ND	1.0	0.35	1	
4-Chlorotoluene	ND	1.0	0.30	1		1,2,3-Trichlorobenzene	ND	1.0	0.39	1	
Dibromochloromethane	ND	1.0	0.45	1		1,2,4-Trichlorobenzene	ND	1.0	0.35	1	
1,2-Dibromo-3-Chloropropane	ND	5.0	2.5	1		1,1,1-Trichloroethane	ND	1.0	0.32	1	
1,2-Dibromoethane	ND	1.0	0.81	1		1,1,2-Trichloro-1,2,2-Trifluoroethane	ND	10	0.54	1	
Dibromomethane	ND	1.0	0.42	1		1,1,2-Trichloroethane	ND	1.0	0.54	1	
1,2-Dichlorobenzene	ND	1.0	0.24	1		Trichloroethene	ND	1.0	0.30	1	
1,3-Dichlorobenzene	ND	1.0	0.38	1		Trichlorofluoromethane	ND	10	0.36	1	
1,4-Dichlorobenzene	ND	1.0	0.30	1		1,2,3-Trichloropropane	ND	5.0	2.3	1	
Dichlorodifluoromethane	ND	1.0	0.27	1		1,2,4-Trimethylbenzene	ND	1.0	0.26	1	
1,1-Dichloroethane	ND	1.0	0.53	1		1,3,5-Trimethylbenzene	ND	1.0	0.19	1	
1,2-Dichloroethane	ND	0.50	0.22	1		Vinyl Acetate	ND	10	3.2	1	
1,1-Dichloroethene	ND	1.0	0.31	1		Vinyl Chloride	ND	0.50	0.33	1	
c-1,2-Dichloroethene	ND	1.0	0.35	1		p/m-Xylene	ND	1.0	0.38	1	
t-1,2-Dichloroethene	ND	1.0	0.29	1		o-Xylene	ND	1.0	0.21	1	
1,2-Dichloropropane	ND	1.0	0.28	1		Methyl-t-Butyl Ether (MTBE)	ND	1.0	0.29	1	

Surrogates:	REC (%)	Control Limits	Qual	Surrogates:	REC (%)	Control Limits	Qual
Dibromofluoromethane	104	74-140		1,2-Dichloroethane-d4	101	74-146	
Toluene-d8	97	88-112		1,4-Bromofluorobenzene	85	74-110	

RL - Reporting Limit , DF - Dilution Factor , Qual - Qualifiers

Calscience Environmental Laboratories, Inc.

Analytical Report

Tetra Tech, Inc.	Date Received:	07/07/06
348 West Hospitality Lane, Ste 100	Work Order No:	06-07-0311
San Bernardino, CA 92408-3216	Preparation:	EPA 5030B
	Method:	EPA 8260B
	Units:	ug/L
Project: LMC Beaumont Site 1 / TC #18086-02		Page 2 of 6

Client Sample Number	Lab Sample Number	Date Collected	Matrix	Date Prepared	Date Analyzed	QC Batch ID
LEB-070706-GP	**06-07-0311-2**	**07/07/06**	**Aqueous**	**07/08/06**	**07/09/06**	**060708L03**

Comment(s): -Results were evaluated to the MDL, concentrations >= to the MDL but < RL, if found, are qualified with a "J" flag.

Parameter	Result	RL	MDL	DF	Qual	Parameter	Result	RL	MDL	DF	Qual
Acetone	11	10	6.1	1	B	1,3-Dichloropropane	ND	1.0	0.30	1	
Benzene	ND	0.50	0.26	1		2,2-Dichloropropane	ND	1.0	0.40	1	
Bromobenzene	ND	1.0	0.47	1		1,1-Dichloropropene	ND	1.0	0.21	1	
Bromochloromethane	ND	1.0	0.68	1		c-1,3-Dichloropropene	ND	0.50	0.45	1	
Bromodichloromethane	ND	1.0	0.27	1		t-1,3-Dichloropropene	ND	0.50	0.31	1	
Bromoform	ND	1.0	0.62	1		Ethylbenzene	ND	1.0	0.17	1	
Bromomethane	ND	10	2.9	1		2-Hexanone	ND	10	1.9	1	
2-Butanone	ND	10	4.2	1		Isopropylbenzene	ND	1.0	0.24	1	
n-Butylbenzene	ND	1.0	0.29	1		p-Isopropyltoluene	ND	1.0	0.21	1	
sec-Butylbenzene	ND	1.0	0.21	1		Methylene Chloride	ND	10	2.6	1	
tert-Butylbenzene	ND	1.0	0.17	1		4-Methyl-2-Pentanone	ND	10	2.4	1	
Carbon Disulfide	ND	10	1.0	1		Naphthalene	ND	10	0.95	1	
Carbon Tetrachloride	ND	0.50	0.42	1		n-Propylbenzene	ND	1.0	0.30	1	
Chlorobenzene	ND	1.0	0.36	1		Styrene	ND	1.0	0.29	1	
Chloroethane	ND	1.0	0.52	1		1,1,1,2-Tetrachloroethane	ND	1.0	0.37	1	
Chloroform	0.30	1.0	0.22	1	J	1,1,2,2-Tetrachloroethane	ND	1.0	0.37	1	
Chloromethane	ND	10	1.8	1		Tetrachloroethene	ND	1.0	0.29	1	
2-Chlorotoluene	ND	1.0	0.24	1		Toluene	ND	1.0	0.35	1	
4-Chlorotoluene	ND	1.0	0.30	1		1,2,3-Trichlorobenzene	ND	1.0	0.39	1	
Dibromochloromethane	ND	1.0	0.45	1		1,2,4-Trichlorobenzene	ND	1.0	0.35	1	
1,2-Dibromo-3-Chloropropane	ND	5.0	2.5	1		1,1,1-Trichloroethane	ND	1.0	0.32	1	
1,2-Dibromoethane	ND	1.0	0.81	1		1,1,2-Trichloro-1,2,2-Trifluoroethane	ND	10	0.54	1	
Dibromomethane	ND	1.0	0.42	1		1,1,2-Trichloroethane	ND	1.0	0.54	1	
1,2-Dichlorobenzene	ND	1.0	0.24	1		Trichloroethene	0.93	1.0	0.30	1	J
1,3-Dichlorobenzene	ND	1.0	0.38	1		Trichlorofluoromethane	ND	10	0.36	1	
1,4-Dichlorobenzene	ND	1.0	0.30	1		1,2,3-Trichloropropane	ND	5.0	2.3	1	
Dichlorodifluoromethane	ND	1.0	0.27	1		1,2,4-Trimethylbenzene	ND	1.0	0.26	1	
1,1-Dichloroethane	ND	1.0	0.53	1		1,3,5-Trimethylbenzene	ND	1.0	0.19	1	
1,2-Dichloroethane	ND	0.50	0.22	1		Vinyl Acetate	ND	10	3.2	1	
1,1-Dichloroethene	0.35	1.0	0.31	1	J	Vinyl Chloride	ND	0.50	0.33	1	
c-1,2-Dichloroethene	ND	1.0	0.35	1		p/m-Xylene	ND	1.0	0.38	1	
t-1,2-Dichloroethene	ND	1.0	0.29	1		o-Xylene	ND	1.0	0.21	1	
1,2-Dichloropropane	ND	1.0	0.28	1		Methyl-t-Butyl Ether (MTBE)	0.32	1.0	0.29	1	J

Surrogates:	REC (%)	Control Limits	Qual	Surrogates:	REC (%)	Control Limits	Qual
Dibromofluoromethane	105	74-140		1,2-Dichloroethane-d4	106	74-146	
Toluene-d8	97	88-112		1,4-Bromofluorobenzene	82	74-110	

RL - Reporting Limit , DF - Dilution Factor , Qual - Qualifiers

Calscience Environmental Laboratories, Inc.

Analytical Report

Tetra Tech, Inc.	Date Received:	07/07/06
348 West Hospitality Lane, Ste 100	Work Order No:	06-07-0311
San Bernardino, CA 92408-3216	Preparation:	EPA 5030B
	Method:	EPA 8260B
	Units:	ug/L
Project: LMC Beaumont Site 1 / TC #18086-02		Page 3 of 6

Client Sample Number	Lab Sample Number	Date Collected	Matrix	Date Prepared	Date Analyzed	QC Batch ID
MW-57C	**06-07-0311-3**	**07/07/06**	**Aqueous**	**07/08/06**	**07/09/06**	**060708L03**

Comment(s): -Results were evaluated to the MDL, concentrations >= to the MDL but < RL, if found, are qualified with a "J" flag.

Parameter	Result	RL	MDL	DF	Qual	Parameter	Result	RL	MDL	DF	Qual
Acetone	ND	10	6.1	1		1,3-Dichloropropane	ND	1.0	0.30	1	
Benzene	ND	0.50	0.26	1		2,2-Dichloropropane	ND	1.0	0.40	1	
Bromobenzene	ND	1.0	0.47	1		1,1-Dichloropropene	ND	1.0	0.21	1	
Bromochloromethane	ND	1.0	0.68	1		c-1,3-Dichloropropene	ND	0.50	0.45	1	
Bromodichloromethane	ND	1.0	0.27	1		t-1,3-Dichloropropene	ND	0.50	0.31	1	
Bromoform	ND	1.0	0.62	1		Ethylbenzene	ND	1.0	0.17	1	
Bromomethane	ND	10	2.9	1		2-Hexanone	ND	10	1.9	1	
2-Butanone	ND	10	4.2	1		Isopropylbenzene	ND	1.0	0.24	1	
n-Butylbenzene	ND	1.0	0.29	1		p-Isopropyltoluene	ND	1.0	0.21	1	
sec-Butylbenzene	ND	1.0	0.21	1		Methylene Chloride	ND	10	2.6	1	
tert-Butylbenzene	ND	1.0	0.17	1		4-Methyl-2-Pentanone	ND	10	2.4	1	
Carbon Disulfide	ND	10	1.0	1		Naphthalene	ND	10	0.95	1	
Carbon Tetrachloride	ND	0.50	0.42	1		n-Propylbenzene	ND	1.0	0.30	1	
Chlorobenzene	ND	1.0	0.36	1		Styrene	ND	1.0	0.29	1	
Chloroethane	ND	1.0	0.52	1		1,1,1,2-Tetrachloroethane	ND	1.0	0.37	1	
Chloroform	0.34	1.0	0.22	1	J	1,1,2,2-Tetrachloroethane	ND	1.0	0.37	1	
Chloromethane	ND	10	1.8	1		Tetrachloroethene	ND	1.0	0.29	1	
2-Chlorotoluene	ND	1.0	0.24	1		Toluene	ND	1.0	0.35	1	
4-Chlorotoluene	ND	1.0	0.30	1		1,2,3-Trichlorobenzene	ND	1.0	0.39	1	
Dibromochloromethane	ND	1.0	0.45	1		1,2,4-Trichlorobenzene	ND	1.0	0.35	1	
1,2-Dibromo-3-Chloropropane	ND	5.0	2.5	1		1,1,1-Trichloroethane	0.62	1.0	0.32	1	J
1,2-Dibromoethane	ND	1.0	0.81	1		1,1,2-Trichloro-1,2,2-Trifluoroethane	ND	10	0.54	1	
Dibromomethane	ND	1.0	0.42	1		1,1,2-Trichloroethane	ND	1.0	0.54	1	
1,2-Dichlorobenzene	ND	1.0	0.24	1		Trichloroethene	28	1	0.30	1	
1,3-Dichlorobenzene	ND	1.0	0.38	1		Trichlorofluoromethane	ND	10	0.36	1	
1,4-Dichlorobenzene	ND	1.0	0.30	1		1,2,3-Trichloropropane	ND	5.0	2.3	1	
Dichlorodifluoromethane	ND	1.0	0.27	1		1,2,4-Trimethylbenzene	ND	1.0	0.26	1	
1,1-Dichloroethane	0.91	1.0	0.53	1	J	1,3,5-Trimethylbenzene	ND	1.0	0.19	1	
1,2-Dichloroethane	0.76	0.50	0.22	1		Vinyl Acetate	ND	10	3.2	1	
1,1-Dichloroethene	43	1	0.31	1		Vinyl Chloride	ND	0.50	0.33	1	
c-1,2-Dichloroethene	ND	1.0	0.35	1		p/m-Xylene	ND	1.0	0.38	1	
t-1,2-Dichloroethene	ND	1.0	0.29	1		o-Xylene	ND	1.0	0.21	1	
1,2-Dichloropropane	ND	1.0	0.28	1		Methyl-t-Butyl Ether (MTBE)	ND	1.0	0.29	1	

Surrogates:	REC (%)	Control Limits	Qual	Surrogates:	REC (%)	Control Limits	Qual
Dibromofluoromethane	108	74-140		1,2-Dichloroethane-d4	105	74-146	
Toluene-d8	99	88-112		1,4-Bromofluorobenzene	84	74-110	

RL - Reporting Limit , DF - Dilution Factor , Qual - Qualifiers

Calscience Environmental Laboratories, Inc.

Analytical Report

Tetra Tech, Inc.	Date Received:	07/07/06
348 West Hospitality Lane, Ste 100	Work Order No:	06-07-0311
San Bernardino, CA 92408-3216	Preparation:	EPA 5030B
	Method:	EPA 8260B
	Units:	ug/L
Project: LMC Beaumont Site 1 / TC #18086-02		Page 4 of 6

Client Sample Number	Lab Sample Number	Date Collected	Matrix	Date Prepared	Date Analyzed	QC Batch ID
MW-56C	**06-07-0311-4**	**07/07/06**	**Aqueous**	**07/08/06**	**07/09/06**	**060708L03**

Comment(s): -Results were evaluated to the MDL, concentrations >= to the MDL but < RL, if found, are qualified with a "J" flag.

Parameter	Result	RL	MDL	DF	Qual	Parameter	Result	RL	MDL	DF	Qual
Acetone	7.9	10.0	6.1	1	J,B	1,3-Dichloropropane	ND	1.0	0.30	1	
Benzene	ND	0.50	0.26	1		2,2-Dichloropropane	ND	1.0	0.40	1	
Bromobenzene	ND	1.0	0.47	1		1,1-Dichloropropene	ND	1.0	0.21	1	
Bromochloromethane	ND	1.0	0.68	1		c-1,3-Dichloropropene	ND	0.50	0.45	1	
Bromodichloromethane	ND	1.0	0.27	1		t-1,3-Dichloropropene	ND	0.50	0.31	1	
Bromoform	ND	1.0	0.62	1		Ethylbenzene	ND	1.0	0.17	1	
Bromomethane	ND	10	2.9	1		2-Hexanone	ND	10	1.9	1	
2-Butanone	ND	10	4.2	1		Isopropylbenzene	ND	1.0	0.24	1	
n-Butylbenzene	ND	1.0	0.29	1		p-Isopropyltoluene	ND	1.0	0.21	1	
sec-Butylbenzene	ND	1.0	0.21	1		Methylene Chloride	ND	10	2.6	1	
tert-Butylbenzene	ND	1.0	0.17	1		4-Methyl-2-Pentanone	ND	10	2.4	1	
Carbon Disulfide	ND	10	1.0	1		Naphthalene	ND	10	0.95	1	
Carbon Tetrachloride	ND	0.50	0.42	1		n-Propylbenzene	ND	1.0	0.30	1	
Chlorobenzene	ND	1.0	0.36	1		Styrene	ND	1.0	0.29	1	
Chloroethane	ND	1.0	0.52	1		1,1,1,2-Tetrachloroethane	ND	1.0	0.37	1	
Chloroform	0.49	1.0	0.22	1	J	1,1,2,2-Tetrachloroethane	ND	1.0	0.37	1	
Chloromethane	ND	10	1.8	1		Tetrachloroethene	ND	1.0	0.29	1	
2-Chlorotoluene	ND	1.0	0.24	1		Toluene	ND	1.0	0.35	1	
4-Chlorotoluene	ND	1.0	0.30	1		1,2,3-Trichlorobenzene	ND	1.0	0.39	1	
Dibromochloromethane	ND	1.0	0.45	1		1,2,4-Trichlorobenzene	ND	1.0	0.35	1	
1,2-Dibromo-3-Chloropropane	ND	5.0	2.5	1		1,1,1-Trichloroethane	0.78	1.0	0.32	1	J
1,2-Dibromoethane	ND	1.0	0.81	1		1,1,2-Trichloro-1,2,2-Trifluoroethane	ND	10	0.54	1	
Dibromomethane	ND	1.0	0.42	1		1,1,2-Trichloroethane	ND	1.0	0.54	1	
1,2-Dichlorobenzene	ND	1.0	0.24	1		Trichloroethene	38	1	0.30	1	
1,3-Dichlorobenzene	ND	1.0	0.38	1		Trichlorofluoromethane	ND	10	0.36	1	
1,4-Dichlorobenzene	ND	1.0	0.30	1		1,2,3-Trichloropropane	ND	5.0	2.3	1	
Dichlorodifluoromethane	ND	1.0	0.27	1		1,2,4-Trimethylbenzene	ND	1.0	0.26	1	
1,1-Dichloroethane	1.1	1.0	0.53	1		1,3,5-Trimethylbenzene	ND	1.0	0.19	1	
1,2-Dichloroethane	0.74	0.50	0.22	1		Vinyl Acetate	ND	10	3.2	1	
1,1-Dichloroethene	60	1	0.31	1		Vinyl Chloride	ND	0.50	0.33	1	
c-1,2-Dichloroethene	ND	1.0	0.35	1		p/m-Xylene	ND	1.0	0.38	1	
t-1,2-Dichloroethene	ND	1.0	0.29	1		o-Xylene	ND	1.0	0.21	1	
1,2-Dichloropropane	ND	1.0	0.28	1		Methyl-t-Butyl Ether (MTBE)	ND	1.0	0.29	1	

Surrogates:	REC (%)	Control Limits	Qual	Surrogates:	REC (%)	Control Limits	Qual
Dibromofluoromethane	110	74-140		1,2-Dichloroethane-d4	107	74-146	
Toluene-d8	100	88-112		1,4-Bromofluorobenzene	84	74-110	

RL - Reporting Limit , DF - Dilution Factor , Qual - Qualifiers

Calscience Environmental Laboratories, Inc.

Analytical Report

Tetra Tech, Inc.	Date Received:	07/07/06
348 West Hospitality Lane, Ste 100	Work Order No:	06-07-0311
San Bernardino, CA 92408-3216	Preparation:	EPA 5030B
	Method:	EPA 8260B
	Units:	ug/L
Project: LMC Beaumont Site 1 / TC #18086-02		Page 5 of 6

Client Sample Number	Lab Sample Number	Date Collected	Matrix	Date Prepared	Date Analyzed	QC Batch ID
MW-54	**06-07-0311-5**	**07/07/06**	**Aqueous**	**07/08/06**	**07/09/06**	**060708L03**

Comment(s): -Results were evaluated to the MDL, concentrations >= to the MDL but < RL, if found, are qualified with a "J" flag.

Parameter	Result	RL	MDL	DF	Qual	Parameter	Result	RL	MDL	DF	Qual
Acetone	9.1	10.0	6.1	1	J,B	1,3-Dichloropropane	ND	1.0	0.30	1	
Benzene	ND	0.50	0.26	1		2,2-Dichloropropane	ND	1.0	0.40	1	
Bromobenzene	ND	1.0	0.47	1		1,1-Dichloropropene	ND	1.0	0.21	1	
Bromochloromethane	ND	1.0	0.68	1		c-1,3-Dichloropropene	ND	0.50	0.45	1	
Bromodichloromethane	ND	1.0	0.27	1		t-1,3-Dichloropropene	ND	0.50	0.31	1	
Bromoform	ND	1.0	0.62	1		Ethylbenzene	ND	1.0	0.17	1	
Bromomethane	ND	10	2.9	1		2-Hexanone	ND	10	1.9	1	
2-Butanone	ND	10	4.2	1		Isopropylbenzene	ND	1.0	0.24	1	
n-Butylbenzene	ND	1.0	0.29	1		p-Isopropyltoluene	ND	1.0	0.21	1	
sec-Butylbenzene	ND	1.0	0.21	1		Methylene Chloride	ND	10	2.6	1	
tert-Butylbenzene	ND	1.0	0.17	1		4-Methyl-2-Pentanone	ND	10	2.4	1	
Carbon Disulfide	ND	10	1.0	1		Naphthalene	ND	10	0.95	1	
Carbon Tetrachloride	ND	0.50	0.42	1		n-Propylbenzene	ND	1.0	0.30	1	
Chlorobenzene	ND	1.0	0.36	1		Styrene	ND	1.0	0.29	1	
Chloroethane	ND	1.0	0.52	1		1,1,1,2-Tetrachloroethane	ND	1.0	0.37	1	
Chloroform	0.26	1.0	0.22	1	J	1,1,2,2-Tetrachloroethane	ND	1.0	0.37	1	
Chloromethane	ND	10	1.8	1		Tetrachloroethene	ND	1.0	0.29	1	
2-Chlorotoluene	ND	1.0	0.24	1		Toluene	ND	1.0	0.35	1	
4-Chlorotoluene	ND	1.0	0.30	1		1,2,3-Trichlorobenzene	ND	1.0	0.39	1	
Dibromochloromethane	ND	1.0	0.45	1		1,2,4-Trichlorobenzene	ND	1.0	0.35	1	
1,2-Dibromo-3-Chloropropane	ND	5.0	2.5	1		1,1,1-Trichloroethane	ND	1.0	0.32	1	
1,2-Dibromoethane	ND	1.0	0.81	1		1,1,2-Trichloro-1,2,2-Trifluoroethane	ND	10	0.54	1	
Dibromomethane	ND	1.0	0.42	1		1,1,2-Trichloroethane	ND	1.0	0.54	1	
1,2-Dichlorobenzene	ND	1.0	0.24	1		Trichloroethene	20	1	0.30	1	
1,3-Dichlorobenzene	ND	1.0	0.38	1		Trichlorofluoromethane	ND	10	0.36	1	
1,4-Dichlorobenzene	ND	1.0	0.30	1		1,2,3-Trichloropropane	ND	5.0	2.3	1	
Dichlorodifluoromethane	ND	1.0	0.27	1		1,2,4-Trimethylbenzene	ND	1.0	0.26	1	
1,1-Dichloroethane	ND	1.0	0.53	1		1,3,5-Trimethylbenzene	ND	1.0	0.19	1	
1,2-Dichloroethane	0.27	0.50	0.22	1	J	Vinyl Acetate	ND	10	3.2	1	
1,1-Dichloroethene	30	1	0.31	1		Vinyl Chloride	ND	0.50	0.33	1	
c-1,2-Dichloroethene	ND	1.0	0.35	1		p/m-Xylene	ND	1.0	0.38	1	
t-1,2-Dichloroethene	ND	1.0	0.29	1		o-Xylene	ND	1.0	0.21	1	
1,2-Dichloropropane	ND	1.0	0.28	1		Methyl-t-Butyl Ether (MTBE)	ND	1.0	0.29	1	

Surrogates:	REC (%)	Control Limits	Qual	Surrogates:	REC (%)	Control Limits	Qual
Dibromofluoromethane	109	74-140		1,2-Dichloroethane-d4	109	74-146	
Toluene-d8	98	88-112		1,4-Bromofluorobenzene	82	74-110	

RL - Reporting Limit , DF - Dilution Factor , Qual - Qualifiers

Calscience Environmental Laboratories, Inc.

Analytical Report

Tetra Tech, Inc.	Date Received:	07/07/06
348 West Hospitality Lane, Ste 100	Work Order No:	06-07-0311
San Bernardino, CA 92408-3216	Preparation:	EPA 5030B
	Method:	EPA 8260B
	Units:	ug/L
Project: LMC Beaumont Site 1 / TC #18086-02		Page 6 of 6

Client Sample Number	Lab Sample Number	Date Collected	Matrix	Date Prepared	Date Analyzed	QC Batch ID
Method Blank	**099-10-006-18,482**	**N/A**	**Aqueous**	**07/08/06**	**07/09/06**	**060708L03**

Comment(s): -Results were evaluated to the MDL, concentrations >= to the MDL but < RL, if found, are qualified with a "J" flag.

Parameter	Result	RL	MDL	DF	Qual	Parameter	Result	RL	MDL	DF	Qual
Acetone	6.1	10.0	6.1	1	J	1,3-Dichloropropane	ND	1.0	0.30	1	
Benzene	ND	0.50	0.26	1		2,2-Dichloropropane	ND	1.0	0.40	1	
Bromobenzene	ND	1.0	0.47	1		1,1-Dichloropropene	ND	1.0	0.21	1	
Bromochloromethane	ND	1.0	0.68	1		c-1,3-Dichloropropene	ND	0.50	0.45	1	
Bromodichloromethane	ND	1.0	0.27	1		t-1,3-Dichloropropene	ND	0.50	0.31	1	
Bromoform	ND	1.0	0.62	1		Ethylbenzene	ND	1.0	0.17	1	
Bromomethane	ND	10	2.9	1		2-Hexanone	ND	10	1.9	1	
2-Butanone	ND	10	4.2	1		Isopropylbenzene	ND	1.0	0.24	1	
n-Butylbenzene	ND	1.0	0.29	1		p-Isopropyltoluene	ND	1.0	0.21	1	
sec-Butylbenzene	ND	1.0	0.21	1		Methylene Chloride	ND	10	2.6	1	
tert-Butylbenzene	ND	1.0	0.17	1		4-Methyl-2-Pentanone	ND	10	2.4	1	
Carbon Disulfide	ND	10	1.0	1		Naphthalene	ND	10	0.95	1	
Carbon Tetrachloride	ND	0.50	0.42	1		n-Propylbenzene	ND	1.0	0.30	1	
Chlorobenzene	ND	1.0	0.36	1		Styrene	ND	1.0	0.29	1	
Chloroethane	ND	1.0	0.52	1		1,1,1,2-Tetrachloroethane	ND	1.0	0.37	1	
Chloroform	ND	1.0	0.22	1		1,1,2,2-Tetrachloroethane	ND	1.0	0.37	1	
Chloromethane	ND	10	1.8	1		Tetrachloroethene	ND	1.0	0.29	1	
2-Chlorotoluene	ND	1.0	0.24	1		Toluene	ND	1.0	0.35	1	
4-Chlorotoluene	ND	1.0	0.30	1		1,2,3-Trichlorobenzene	ND	1.0	0.39	1	
Dibromochloromethane	ND	1.0	0.45	1		1,2,4-Trichlorobenzene	ND	1.0	0.35	1	
1,2-Dibromo-3-Chloropropane	ND	5.0	2.5	1		1,1,1-Trichloroethane	ND	1.0	0.32	1	
1,2-Dibromoethane	ND	1.0	0.81	1		1,1,2-Trichloro-1,2,2-Trifluoroethane	ND	10	0.54	1	
Dibromomethane	ND	1.0	0.42	1		1,1,2-Trichloroethane	ND	1.0	0.54	1	
1,2-Dichlorobenzene	ND	1.0	0.24	1		Trichloroethene	ND	1.0	0.30	1	
1,3-Dichlorobenzene	ND	1.0	0.38	1		Trichlorofluoromethane	ND	10	0.36	1	
1,4-Dichlorobenzene	ND	1.0	0.30	1		1,2,3-Trichloropropane	ND	5.0	2.3	1	
Dichlorodifluoromethane	ND	1.0	0.27	1		1,2,4-Trimethylbenzene	ND	1.0	0.26	1	
1,1-Dichloroethane	ND	1.0	0.53	1		1,3,5-Trimethylbenzene	ND	1.0	0.19	1	
1,2-Dichloroethane	ND	0.50	0.22	1		Vinyl Acetate	ND	10	3.2	1	
1,1-Dichloroethene	ND	1.0	0.31	1		Vinyl Chloride	ND	0.50	0.33	1	
c-1,2-Dichloroethene	ND	1.0	0.35	1		p/m-Xylene	ND	1.0	0.38	1	
t-1,2-Dichloroethene	ND	1.0	0.29	1		o-Xylene	ND	1.0	0.21	1	
1,2-Dichloropropane	ND	1.0	0.28	1		Methyl-t-Butyl Ether (MTBE)	ND	1.0	0.29	1	

Surrogates:	REC (%)	Control Limits	Qual	Surrogates:	REC (%)	Control Limits	Qual
Dibromofluoromethane	102	74-140		1,2-Dichloroethane-d4	102	74-146	
Toluene-d8	97	88-112		1,4-Bromofluorobenzene	86	74-110	

RL - Reporting Limit , DF - Dilution Factor , Qual - Qualifiers

Calscience Environmental Laboratories, Inc.

EPA 8260B Tentatively Identified Compound List

Work Order	CEL Sample	Client ID	Q	Compound	CAS NUMBER	RT	On Column Conc. ug/L	Estimated Conc. ug/L
06-07-0311				No TICs found for all samples				

Q Qualifier
RT Retention Time

7440 Lincoln Way, Garden Grove, CA 92841-1432 • TEL: (714) 895-5494 • FAX: (714) 894-7501

Calscience Environmental Laboratories, Inc.

Analytical Report

Tetra Tech, Inc.
348 West Hospitality Lane, Ste 100
San Bernardino, CA 92408-3216

Date Received: 07/07/06
Work Order No: 06-07-0311

Project: LMC Beaumont Site 1 / TC #18086-02

Client Sample Number	Lab Sample Number	Date Collected	Matrix
LEB-070706-GP	**06-07-0311-2**	**07/07/06**	**Aqueous**

Comment(s): (1) Results were evaluated to the MDL, concentrations >= to the MDL but < RL, if found, are qualified with a "J" flag.

Parameter	Result	RL	MDL	DF	Qual	Units	Date Prepared	Date Analyzed	Method
Perchlorate (1)	ND	2.0	0.43	1		ug/L	N/A	07/10/06	EPA 314.0

MW-57C	**06-07-0311-3**	**07/07/06**	**Aqueous**

Parameter	Result	RL	MDL	DF	Qual	Units	Date Prepared	Date Analyzed	Method
Perchlorate	590	40	8.6	20		ug/L	N/A	07/11/06	EPA 314.0

MW-56C	**06-07-0311-4**	**07/07/06**	**Aqueous**

Parameter	Result	RL	MDL	DF	Qual	Units	Date Prepared	Date Analyzed	Method
Perchlorate	910	200	43	100		ug/L	N/A	07/11/06	EPA 314.0

MW-54	**06-07-0311-5**	**07/07/06**	**Aqueous**

Parameter	Result	RL	MDL	DF	Qual	Units	Date Prepared	Date Analyzed	Method
Perchlorate	450	20	4.3	10		ug/L	N/A	07/11/06	EPA 314.0

Method Blank	**N/A**	**Aqueous**

Comment(s): (1) Results were evaluated to the MDL, concentrations >= to the MDL but < RL, if found, are qualified with a "J" flag.

Parameter	Result	RL	MDL	DF	Qual	Units	Date Prepared	Date Analyzed	Method
Perchlorate (1)	ND	2.0	0.43	1		ug/L	N/A	07/10/06	EPA 314.0

RL - Reporting Limit , DF - Dilution Factor , Qual - Qualifiers

Calscience Environmental Laboratories, Inc.

Quality Control - Spike/Spike Duplicate

Tetra Tech, Inc.
348 West Hospitality Lane, Ste 100
San Bernardino, CA 92408-3216

Date Received: 07/07/06
Work Order No: 06-07-0311
Preparation: EPA 5030B
Method: EPA 8260B

Project LMC Beaumont Site 1 / TC #18086-02

Quality Control Sample ID	Matrix	Instrument	Date Prepared	Date Analyzed	MS/MSD Batch Number
MW-57C	**Aqueous**	**GC/MS JJ**	**07/08/06**	**07/09/06**	**060708S01**

Parameter	MS %REC	MSD %REC	%REC CL	RPD	RPD CL	Qualifiers
Benzene	99	98	88-118	1	0-7	
Carbon Tetrachloride	98	98	67-145	0	0-11	
Chlorobenzene	96	94	88-118	2	0-7	
1,2-Dichlorobenzene	95	97	86-116	3	0-8	
1,1-Dichloroethene	100	95	70-130	3	0-25	
Toluene	98	97	87-123	1	0-8	
Trichloroethene	91	89	79-127	2	0-10	
Vinyl Chloride	88	90	69-129	2	0-13	
Methyl-t-Butyl Ether (MTBE)	108	111	71-131	3	0-13	
Tert-Butyl Alcohol (TBA)	99	117	36-168	17	0-45	
Diisopropyl Ether (DIPE)	110	112	81-123	2	0-9	
Ethyl-t-Butyl Ether (ETBE)	107	109	72-126	2	0-12	
Tert-Amyl-Methyl Ether (TAME)	107	109	72-126	2	0-12	
Ethanol	102	118	53-149	14	0-31	

RPD - Relative Percent Difference , CL - Control Limit

Calscience Environmental Laboratories, Inc.

Quality Control - Spike/Spike Duplicate

Tetra Tech, Inc.
348 West Hospitality Lane, Ste 100
San Bernardino, CA 92408-3216

Date Received: N/A
Work Order No: 06-07-0311

Project: LMC Beaumont Site 1 / TC #18086-02

Matrix: Aqueous

Parameter	Method	Quality Control Sample ID	Date Analyzed	Date Extracted	MS% REC	MSD % REC	%REC CL	RPD	RPD CL	Qualifiers
Perchlorate	EPA 314.0	06-07-0310-6	07/11/06	N/A	94	92	80-120	2	0-15	

RPD - Relative Percent Difference , CL - Control Limit

Calscience Environmental Laboratories, Inc.

Quality Control - LCS/LCS Duplicate

ACCREDITED IN ACCORDANCE WITH nelac

Tetra Tech, Inc.		Date Received:	N/A
348 West Hospitality Lane, Ste 100		Work Order No:	06-07-0311
San Bernardino, CA 92408-3216		Preparation:	EPA 3520B
		Method:	EPA 8270C(M) Isotope Dilution

Project: LMC Beaumont Site 1 / TC #18086-02

Quality Control Sample ID	Matrix	Instrument	Date Prepared	Date Analyzed	LCS/LCSD Batch Number
099-09-004-609	**Aqueous**	**GC/MS J**	**07/10/06**	**07/12/06**	**060710L06D**

Parameter	LCS %REC	LCSD %REC	%REC CL	RPD	RPD CL	Qualifiers
1,4-Dioxane	99	102	50-130	3	0-20	

RPD - Relative Percent Difference , CL - Control Limit

Calscience Environmental Laboratories, Inc.

Quality Control - LCS/LCS Duplicate

Tetra Tech, Inc.		Date Received:	N/A
348 West Hospitality Lane, Ste 100		Work Order No:	06-07-0311
San Bernardino, CA 92408-3216		Preparation:	EPA 5030B
		Method:	EPA 8260B

Project: LMC Beaumont Site 1 / TC #18086-02

Quality Control Sample ID	Matrix	Instrument	Date Prepared	Date Analyzed	LCS/LCSD Batch Number
099-10-006-18,482	**Aqueous**	**GC/MS JJ**	**07/08/06**	**07/09/06**	**060708L03**

Parameter	LCS %REC	LCSD %REC	%REC CL	RPD	RPD CL	Qualifiers
Benzene	95	98	84-120	3	0-8	
Carbon Tetrachloride	89	93	63-147	5	0-10	
Chlorobenzene	89	96	89-119	7	0-7	
1,2-Dichlorobenzene	93	97	89-119	5	0-9	
1,1-Dichloroethene	94	97	77-125	3	0-16	
Toluene	96	98	83-125	3	0-9	
Trichloroethene	95	97	89-119	2	0-8	
Vinyl Chloride	88	89	63-135	2	0-13	
Methyl-t-Butyl Ether (MTBE)	107	116	82-118	7	0-13	
Tert-Butyl Alcohol (TBA)	95	111	46-154	16	0-32	
Diisopropyl Ether (DIPE)	106	111	81-123	4	0-11	
Ethyl-t-Butyl Ether (ETBE)	109	115	74-122	5	0-12	
Tert-Amyl-Methyl Ether (TAME)	110	117	76-124	6	0-10	
Ethanol	89	99	60-138	10	0-32	

RPD - Relative Percent Difference , CL - Control Limit

Calscience Environmental Laboratories, Inc.

Quality Control - LCS/LCS Duplicate

Tetra Tech, Inc.
348 West Hospitality Lane, Ste 100
San Bernardino, CA 92408-3216

Date Received: N/A
Work Order No: 06-07-0311

Project: LMC Beaumont Site 1 / TC #18086-02

Matrix: Aqueous

Parameter	Method	Quality Control Sample ID	Date Extracted	Date Analyzed	LCS % REC	LCSD % REC	%REC CL	RPD	RPD CL	Qual
Perchlorate	EPA 314.0	099-05-203-428	N/A	07/10/06	96	95	85-115	0	0-15	

RPD - Relative Percent Difference , CL - Control Limit

Calscience Environmental Laboratories, Inc.

Glossary of Terms and Qualifiers

Work Order Number: 06-07-0311

Qualifier	Definition
*	See applicable analysis comment.
1	Surrogate compound recovery was out of control due to a required sample dilution, therefore, the sample data was reported without further clarification.
2	Surrogate compound recovery was out of control due to matrix interference. The associated method blank surrogate spike compound was in control and, therefore, the sample data was reported without further clarification.
3	Recovery of the Matrix Spike or Matrix Spike Duplicate compound was out of control due to matrix interference. The associated LCS and/or LCSD was in control and, therefore, the sample data was reported without further clarification.
4	The MS/MSD RPD was out of control due to matrix interference. The LCS/LCSD RPD was in control and, therefore, the sample data was reported without further clarification.
5	The PDS/PDSD associated with this batch of samples was out of control due to a matrix interference effect. The associated batch LCS/LCSD was in control and, hence, the associated sample data was reported with no further corrective action required.
A	Result is the average of all dilutions, as defined by the method.
B	Analyte was present in the associated method blank.
C	Analyte presence was not confirmed on primary column.
E	Concentration exceeds the calibration range.
H	Sample received and/or analyzed past the recommended holding time.
J	Analyte was detected at a concentration below the reporting limit and above the laboratory method detection limit. Reported value is estimated.
N	Nontarget Analyte.
ND	Parameter not detected at the indicated reporting limit.
Q	Spike recovery and RPD control limits do not apply resulting from the parameter concentration in the sample exceeding the spike concentration by a factor of four or greater.
U	Undetected at the laboratory method detection limit.
X	% Recovery and/or RPD out-of-range.
Z	Analyte presence was not confirmed by second column or GC/MS analysis.

0311

CHAIN OF CUSTODY RECORD

TETRA TECH, INC.
348 W. Hospitality Lane, Suite 100
San Bernardino, California 92408
Telephone: (909) 381-1674
FAX: (909) 889-1391

SHIP TO: Calscience (via courier)

DATE 07/07/2006 PAGE 1 OF 1

CLIENT: Tetra Tech
PROJECT NAME: LMC Beaumont site 1
PROJECT MANAGER: Brenda Meyer
TC #: 18086-02
SAMPLERS (Signatures)

PARAMETERS

TURN-AROUND TIME: Standard

OBSERVATIONS/COMMENTS: Report All Data to the MDL

LINE ITEM	SAMPLE NO.	DATE	TIME	VOCs + TIC (SW8260B)	Perchlorate (314.0)	1,4-Dioxane (SW8270C-M)	FILTERED/UNFILTERED	MATRIX TYPE	CONTAINER TYPE	NUMBER OF CONTAINERS	PRESERVATIVE
1.	LTB-070706	07/07/2006	0700	X			Un	W	G	2	HCl
2.	LEB-070706-GP		0715	X	X	X	Un	W	G/P	5	HCl/H_2SO_4
3.	MW-57C		0940	X	X	X	↓	↓	↓	↓	↓
4.	MW-56C		1105	X	X	X					
5.	MW-54	↓	1235	X	X	X					
6.											
7.											
8.											
9.											
10.											

FILTERING: ☐ FILTERED ☐ UNFILTERED

MATRIX TYPE: S - Soil; M - Sediment; W - Water

CONTAINER TYPE: G - Glass Bottle/Jar; SB - Brass Sleeve; SS - Stainless Steel Sleeve; P - Plastic Bottle/Jar

PRESERVATIVES: (Water Only) HCL; NaOH; NR (None required); H_2SO_4

RELINQUISHED BY: David Bertolacci	SIGNATURE	TETRA TECH, INC.	DATE 07/07/2006	TIME 1500	TOTAL NUMBER OF CONTAINERS ON THIS CHAIN OF CUSTODY: 22
RECEIVED BY: Leonaldo Macias	SIGNATURE	COMPANY CEL	DATE 7/7/06	TIME 1540	METHOD OF SHIPMENT/SHIPMENT NO.: courier
RELINQUISHED BY: Leonaldo Macias	SIGNATURE	COMPANY CEL	DATE 7/7/06	TIME 1740	Special Shipping/Handling/Storage Requirements:
RECEIVED BY: Shen Tena	SIGNATURE	COMPANY CEL	DATE 7.7.06	TIME 1740	

DISTRIBUTION: White and Pink = Tetra Tech, Inc. Canary = Laboratory

X:\GIS\ATT-MISC\COCR.CDR

Calscience Environmental Laboratories, Inc.

WORK ORDER #: 06 - 07 - 0311

Cooler 1 of 1

SAMPLE RECEIPT FORM

CLIENT: Tetra Tech **DATE:** 7-7-06

TEMPERATURE – SAMPLES RECEIVED BY:

CALSCIENCE COURIER:

- _____ Chilled, cooler with temperature blank provided.
- _____ Chilled, cooler without temperature blank.
- _____ Chilled and placed in cooler with wet ice.
- _____ Ambient and placed in cooler with wet ice.
- _____ Ambient temperature.

3-6 °C Temperature blank.

LABORATORY (Other than Calscience Courier):

- _____ °C Temperature blank.
- _____ °C IR thermometer.
- _____ Ambient temperature.

Initial: CM

CUSTODY SEAL INTACT:

Sample(s): _____ Cooler: _____ No (Not Intact) : _____ Not Applicable (N/A): ✓

Initial: CM

SAMPLE CONDITION:

	Yes	No	N/A
Chain-Of-Custody document(s) received with samples	✓		
Sampler's name indicated on COC	✓		
Sample container label(s) consistent with custody papers	✓		
Sample container(s) intact and good condition	✓		
Correct containers and volume for analyses requested	✓		
Proper preservation noted on sample label(s)	✓		
VOA vial(s) free of headspace.	✓		
Tedlar bag(s) free of condensation			✓

Initial: CM

COMMENTS:

Calscience
Environmental
Laboratories, Inc.

July 24, 2006

Brenda Meyer
Tetra Tech, Inc.
348 West Hospitality Lane, Ste 100
San Bernardino, CA 92408-3216

Subject: **Calscience Work Order No.: 06-07-0361**
Client Reference: LMC Beaumont Site 1 / TC #18086-02

Dear Client:

Enclosed is an analytical report for the above-referenced project. The samples included in this report were received 7/10/2006 and analyzed in accordance with the attached chain-of-custody.

Unless otherwise noted, all analytical testing was accomplished in accordance with the guidelines established in our Quality Systems Manual, applicable standard operating procedures, and other related documentation. The original report of any subcontracted analysis is provided herein, and follows the standard Calscience data package. The results in this analytical report are limited to the samples tested and any reproduction thereof must be made in its entirety.

If you have any questions regarding this report, please do not hesitate to contact the undersigned.

Sincerely,

Calscience Environmental
Laboratories, Inc.
Jason Torres
Project Manager

Calscience Environmental Laboratories, Inc.

Analytical Report

Tetra Tech, Inc.	Date Received:	07/10/06
348 West Hospitality Lane, Ste 100	Work Order No:	06-07-0361
San Bernardino, CA 92408-3216	Preparation:	EPA 3005A Filt.
	Method:	EPA 6010B
	Units:	mg/L
Project: LMC Beaumont Site 1 / TC #18086-02		Page 1 of 2

Client Sample Number	Lab Sample Number	Date Collected	Matrix	Date Prepared	Date Analyzed	QC Batch ID
LEB-071006-GP	**06-07-0361-2**	**07/10/06**	**Aqueous**	**07/10/06**	**07/11/06**	**060710L06**

Comment(s): -Results were evaluated to the MDL, concentrations >= to the MDL but < RL, if found, are qualified with a "J" flag.

Parameter	Result	RL	MDL	DF	Qual	Parameter	Result	RL	MDL	DF	Qual
Arsenic	ND	0.0100	0.00308	1		Cadmium	ND	0.00500	0.000350	1	
Beryllium	ND	0.00100	0.000176	1		Lead	ND	0.0100	0.00236	1	

Client Sample Number	Lab Sample Number	Date Collected	Matrix	Date Prepared	Date Analyzed	QC Batch ID
MW-57D	**06-07-0361-3**	**07/10/06**	**Aqueous**	**07/10/06**	**07/11/06**	**060710L06**

Comment(s): -Results were evaluated to the MDL, concentrations >= to the MDL but < RL, if found, are qualified with a "J" flag.

Parameter	Result	RL	MDL	DF	Qual	Parameter	Result	RL	MDL	DF	Qual
Arsenic	ND	0.0100	0.00308	1		Cadmium	ND	0.00500	0.000350	1	
Beryllium	ND	0.00100	0.000176	1		Lead	ND	0.0100	0.00236	1	

Client Sample Number	Lab Sample Number	Date Collected	Matrix	Date Prepared	Date Analyzed	QC Batch ID
MW-66	**06-07-0361-5**	**07/10/06**	**Aqueous**	**07/10/06**	**07/11/06**	**060710L06**

Comment(s): -Results were evaluated to the MDL, concentrations >= to the MDL but < RL, if found, are qualified with a "J" flag.

Parameter	Result	RL	MDL	DF	Qual	Parameter	Result	RL	MDL	DF	Qual
Arsenic	0.00488	0.0100	0.00308	1	J	Cadmium	ND	0.00500	0.000350	1	
Beryllium	ND	0.00100	0.000176	1		Lead	ND	0.0100	0.00236	1	

RL - Reporting Limit , DF - Dilution Factor , Qual - Qualifiers

Calscience Environmental Laboratories, Inc.

Analytical Report

Tetra Tech, Inc.
348 West Hospitality Lane, Ste 100
San Bernardino, CA 92408-3216

Date Received:	07/10/06
Work Order No:	06-07-0361
Preparation:	EPA 3010A Total
Method:	EPA 6010B
Units:	mg/L

Project: LMC Beaumont Site 1 / TC #18086-02

Client Sample Number	Lab Sample Number	Date Collected	Matrix	Date Prepared	Date Analyzed	QC Batch ID
LEB-071006-GP	**06-07-0361-2**	**07/10/06**	**Aqueous**	**07/10/06**	**07/11/06**	**060710L06**

Comment(s): -Results were evaluated to the MDL, concentrations >= to the MDL but < RL, if found, are qualified with a "J" flag.

Parameter	Result	RL	MDL	DF	Qual	Parameter	Result	RL	MDL	DF	Qual
Arsenic	ND	0.0100	0.00308	1		Cadmium	ND	0.00500	0.000350	1	
Beryllium	ND	0.00100	0.000176	1		Lead	ND	0.0100	0.00236	1	

Client Sample Number	Lab Sample Number	Date Collected	Matrix	Date Prepared	Date Analyzed	QC Batch ID
MW-57D	**06-07-0361-3**	**07/10/06**	**Aqueous**	**07/10/06**	**07/11/06**	**060710L06**

Comment(s): -Results were evaluated to the MDL, concentrations >= to the MDL but < RL, if found, are qualified with a "J" flag.

Parameter	Result	RL	MDL	DF	Qual	Parameter	Result	RL	MDL	DF	Qual
Arsenic	ND	0.0100	0.00308	1		Cadmium	ND	0.00500	0.000350	1	
Beryllium	ND	0.00100	0.000176	1		Lead	ND	0.0100	0.00236	1	

Client Sample Number	Lab Sample Number	Date Collected	Matrix	Date Prepared	Date Analyzed	QC Batch ID
MW-66	**06-07-0361-5**	**07/10/06**	**Aqueous**	**07/10/06**	**07/11/06**	**060710L06**

Comment(s): -Results were evaluated to the MDL, concentrations >= to the MDL but < RL, if found, are qualified with a "J" flag.

Parameter	Result	RL	MDL	DF	Qual	Parameter	Result	RL	MDL	DF	Qual
Arsenic	ND	0.0100	0.00308	1		Cadmium	ND	0.00500	0.000350	1	
Beryllium	ND	0.00100	0.000176	1		Lead	0.00326	0.0100	0.00236	1	J

Client Sample Number	Lab Sample Number	Date Collected	Matrix	Date Prepared	Date Analyzed	QC Batch ID
Method Blank	**097-01-003-6,272**	**N/A**	**Aqueous**	**07/10/06**	**07/10/06**	**060710L06**

Comment(s): -Results were evaluated to the MDL, concentrations >= to the MDL but < RL, if found, are qualified with a "J" flag.

Parameter	Result	RL	MDL	DF	Qual	Parameter	Result	RL	MDL	DF	Qual
Arsenic	ND	0.0100	0.00308	1		Cadmium	ND	0.00500	0.000350	1	
Beryllium	ND	0.00100	0.000176	1		Lead	ND	0.0100	0.00236	1	

RL - Reporting Limit , DF - Dilution Factor , Qual - Qualifiers

Calscience Environmental Laboratories, Inc.

Analytical Report

Tetra Tech, Inc.
348 West Hospitality Lane, Ste 100
San Bernardino, CA 92408-3216

Date Received:	07/10/06
Work Order No:	06-07-0361
Preparation:	EPA 3520B
Method:	EPA 8270C
Units:	ug/L

Project: LMC Beaumont Site 1 / TC #18086-02

Client Sample Number	Lab Sample Number	Date Collected	Matrix	Date Prepared	Date Analyzed	QC Batch ID
LEB-071006-GP	**06-07-0361-2**	**07/10/06**	**Aqueous**	**07/11/06**	**07/14/06**	**060711L11**

Comment(s): -Results were evaluated to the MDL, concentrations >= to the MDL but < RL, if found, are qualified with a "J" flag.

Parameter	Result	RL	MDL	DF	Qual	Parameter	Result	RL	MDL	DF	Qual
N-Nitrosodimethylamine	ND	10	1.1	1		4-Nitrophenol	ND	10	0.86	1	
Aniline	ND	10	1.2	1		Dibenzofuran	ND	10	1.4	1	
Phenol	ND	10	1.2	1		2,4-Dinitrotoluene	ND	10	1.0	1	
Bis(2-Chloroethyl) Ether	ND	25	1.0	1		2,6-Dinitrotoluene	ND	10	1.1	1	
2-Chlorophenol	ND	10	1.0	1		Diethyl Phthalate	ND	10	1.4	1	
1,3-Dichlorobenzene	ND	10	1.2	1		4-Chlorophenyl-Phenyl Ether	ND	10	1.2	1	
1,4-Dichlorobenzene	ND	10	1.1	1		Fluorene	ND	10	1.4	1	
Benzyl Alcohol	ND	10	1.0	1		4-Nitroaniline	ND	10	2.4	1	
1,2-Dichlorobenzene	ND	10	1.1	1		Azobenzene	ND	10	1.7	1	
2-Methylphenol	ND	10	1.1	1		4,6-Dinitro-2-Methylphenol	ND	50	3.4	1	
Bis(2-Chloroisopropyl) Ether	ND	10	1.5	1		N-Nitrosodiphenylamine	ND	10	1.4	1	
3/4-Methylphenol	ND	10	1.0	1		4-Bromophenyl-Phenyl Ether	ND	10	1.2	1	
N-Nitroso-di-n-propylamine	ND	10	1.3	1		Hexachlorobenzene	ND	10	1.2	1	
Hexachloroethane	ND	10	0.98	1		Pentachlorophenol	ND	10	0.75	1	
Nitrobenzene	ND	25	1.3	1		Phenanthrene	ND	10	1.5	1	
Isophorone	ND	10	1.2	1		Anthracene	ND	10	1.5	1	
2-Nitrophenol	ND	10	1.2	1		Di-n-Butyl Phthalate	ND	10	1.5	1	
2,4-Dimethylphenol	ND	10	1.2	1		Fluoranthene	ND	10	1.5	1	
Benzoic Acid	ND	50	0.43	1		Benzidine	ND	50	0.62	1	
Bis(2-Chloroethoxy) Methane	ND	10	1.2	1		Pyrene	ND	10	1.4	1	
2,4-Dichlorophenol	ND	10	1.1	1		Pyridine	ND	10	1.4	1	
Naphthalene	ND	10	1.4	1		Butyl Benzyl Phthalate	ND	10	1.0	1	
4-Chloroaniline	ND	10	1.3	1		3,3'-Dichlorobenzidine	ND	25	1.3	1	
Hexachloro-1,3-Butadiene	ND	10	1.2	1		Benzo (a) Anthracene	ND	10	1.1	1	
4-Chloro-3-Methylphenol	ND	10	1.2	1		Bis(2-Ethylhexyl) Phthalate	ND	10	1.0	1	
2-Methylnaphthalene	ND	10	1.2	1		Chrysene	ND	10	1.3	1	
Hexachlorocyclopentadiene	ND	25	0.44	1		Di-n-Octyl Phthalate	ND	10	1.0	1	
2,4,6-Trichlorophenol	ND	10	1.2	1		Benzo (k) Fluoranthene	ND	10	1.7	1	
2,4,5-Trichlorophenol	ND	10	0.97	1		Benzo (b) Fluoranthene	ND	10	1.2	1	
2-Chloronaphthalene	ND	10	1.3	1		Benzo (a) Pyrene	ND	10	0.88	1	
2-Nitroaniline	ND	10	1.0	1		Benzo (g,h,i) Perylene	ND	10	0.71	1	
Dimethyl Phthalate	ND	10	1.3	1		Indeno (1,2,3-c,d) Pyrene	ND	10	0.83	1	
Acenaphthylene	ND	10	1.4	1		Dibenz (a,h) Anthracene	ND	10	0.82	1	
3-Nitroaniline	ND	10	1.2	1		1-Methylnaphthalene	ND	10	1.4	1	
Acenaphthene	ND	10	1.4	1		1,2,4-Trichlorobenzene	ND	10	1.3	1	
2,4-Dinitrophenol	ND	50	2.6	1							

Surrogates:	REC (%)	Control Limits	Qual	Surrogates:	REC (%)	Control Limits	Qual
2-Fluorophenol	84	7-121		Phenol-d6	20	1-127	
Nitrobenzene-d5	82	50-146		2-Fluorobiphenyl	98	42-138	
2,4,6-Tribromophenol	83	41-137		p-Terphenyl-d14	79	47-173	

RL - Reporting Limit , DF - Dilution Factor , Qual - Qualifiers

Calscience Environmental Laboratories, Inc.

Analytical Report

Tetra Tech, Inc.	Date Received:	07/10/06
348 West Hospitality Lane, Ste 100	Work Order No:	06-07-0361
San Bernardino, CA 92408-3216	Preparation:	EPA 3520B
	Method:	EPA 8270C
	Units:	ug/L
Project: LMC Beaumont Site 1 / TC #18086-02		Page 2 of 4

Client Sample Number	Lab Sample Number	Date Collected	Matrix	Date Prepared	Date Analyzed	QC Batch ID
MW-57D	**06-07-0361-3**	**07/10/06**	**Aqueous**	**07/11/06**	**07/14/06**	**060711L11**

Comment(s): -Results were evaluated to the MDL, concentrations >= to the MDL but < RL, if found, are qualified with a "J" flag.

Parameter	Result	RL	MDL	DF	Qual	Parameter	Result	RL	MDL	DF	Qual
N-Nitrosodimethylamine	ND	10	1.1	1		4-Nitrophenol	ND	10	0.86	1	
Aniline	ND	10	1.2	1		Dibenzofuran	ND	10	1.4	1	
Phenol	ND	10	1.2	1		2,4-Dinitrotoluene	ND	10	1.0	1	
Bis(2-Chloroethyl) Ether	ND	25	1.0	1		2,6-Dinitrotoluene	ND	10	1.1	1	
2-Chlorophenol	ND	10	1.0	1		Diethyl Phthalate	ND	10	1.4	1	
1,3-Dichlorobenzene	ND	10	1.2	1		4-Chlorophenyl-Phenyl Ether	ND	10	1.2	1	
1,4-Dichlorobenzene	ND	10	1.1	1		Fluorene	ND	10	1.4	1	
Benzyl Alcohol	ND	10	1.0	1		4-Nitroaniline	ND	10	2.4	1	
1,2-Dichlorobenzene	ND	10	1.1	1		Azobenzene	ND	10	1.7	1	
2-Methylphenol	ND	10	1.1	1		4,6-Dinitro-2-Methylphenol	ND	50	3.4	1	
Bis(2-Chloroisopropyl) Ether	ND	10	1.5	1		N-Nitrosodiphenylamine	ND	10	1.4	1	
3/4-Methylphenol	ND	10	1.0	1		4-Bromophenyl-Phenyl Ether	ND	10	1.2	1	
N-Nitroso-di-n-propylamine	ND	10	1.3	1		Hexachlorobenzene	ND	10	1.2	1	
Hexachloroethane	ND	10	0.98	1		Pentachlorophenol	ND	10	0.75	1	
Nitrobenzene	ND	25	1.3	1		Phenanthrene	ND	10	1.5	1	
Isophorone	ND	10	1.2	1		Anthracene	ND	10	1.5	1	
2-Nitrophenol	ND	10	1.2	1		Di-n-Butyl Phthalate	ND	10	1.5	1	
2,4-Dimethylphenol	ND	10	1.2	1		Fluoranthene	ND	10	1.5	1	
Benzoic Acid	ND	50	0.43	1		Benzidine	ND	50	0.62	1	
Bis(2-Chloroethoxy) Methane	ND	10	1.2	1		Pyrene	ND	10	1.4	1	
2,4-Dichlorophenol	ND	10	1.1	1		Pyridine	ND	10	1.4	1	
Naphthalene	ND	10	1.4	1		Butyl Benzyl Phthalate	ND	10	1.0	1	
4-Chloroaniline	ND	10	1.3	1		3,3'-Dichlorobenzidine	ND	25	1.3	1	
Hexachloro-1,3-Butadiene	ND	10	1.2	1		Benzo (a) Anthracene	ND	10	1.1	1	
4-Chloro-3-Methylphenol	ND	10	1.2	1		Bis(2-Ethylhexyl) Phthalate	ND	10	1.0	1	
2-Methylnaphthalene	ND	10	1.2	1		Chrysene	ND	10	1.3	1	
Hexachlorocyclopentadiene	ND	25	0.44	1		Di-n-Octyl Phthalate	ND	10	1.0	1	
2,4,6-Trichlorophenol	ND	10	1.2	1		Benzo (k) Fluoranthene	ND	10	1.7	1	
2,4,5-Trichlorophenol	ND	10	0.97	1		Benzo (b) Fluoranthene	ND	10	1.2	1	
2-Chloronaphthalene	ND	10	1.3	1		Benzo (a) Pyrene	ND	10	0.88	1	
2-Nitroaniline	ND	10	1.0	1		Benzo (g,h,i) Perylene	ND	10	0.71	1	
Dimethyl Phthalate	ND	10	1.3	1		Indeno (1,2,3-c,d) Pyrene	ND	10	0.83	1	
Acenaphthylene	ND	10	1.4	1		Dibenz (a,h) Anthracene	ND	10	0.82	1	
3-Nitroaniline	ND	10	1.2	1		1-Methylnaphthalene	ND	10	1.4	1	
Acenaphthene	ND	10	1.4	1		1,2,4-Trichlorobenzene	ND	10	1.3	1	
2,4-Dinitrophenol	ND	50	2.6	1							

Surrogates:	REC (%)	Control Limits	Qual	Surrogates:	REC (%)	Control Limits	Qual
2-Fluorophenol	80	7-121		Phenol-d6	80	1-127	
Nitrobenzene-d5	79	50-146		2-Fluorobiphenyl	78	42-138	
2,4,6-Tribromophenol	73	41-137		p-Terphenyl-d14	73	47-173	

RL - Reporting Limit , DF - Dilution Factor , Qual - Qualifiers

Calscience Environmental Laboratories, Inc.

Analytical Report

Tetra Tech, Inc.
348 West Hospitality Lane, Ste 100
San Bernardino, CA 92408-3216

Date Received:	07/10/06
Work Order No:	06-07-0361
Preparation:	EPA 3520B
Method:	EPA 8270C
Units:	ug/L

Project: LMC Beaumont Site 1 / TC #18086-02

Client Sample Number	Lab Sample Number	Date Collected	Matrix	Date Prepared	Date Analyzed	QC Batch ID
MW-66	**06-07-0361-5**	**07/10/06**	**Aqueous**	**07/11/06**	**07/14/06**	**060711L11**

Comment(s): -Results were evaluated to the MDL, concentrations >= to the MDL but < RL, if found, are qualified with a "J" flag.

Parameter	Result	RL	MDL	DF	Qual	Parameter	Result	RL	MDL	DF	Qual
N-Nitrosodimethylamine	ND	10	1.1	1		4-Nitrophenol	ND	10	0.86	1	
Aniline	ND	10	1.2	1		Dibenzofuran	ND	10	1.4	1	
Phenol	ND	10	1.2	1		2,4-Dinitrotoluene	ND	10	1.0	1	
Bis(2-Chloroethyl) Ether	ND	25	1.0	1		2,6-Dinitrotoluene	ND	10	1.1	1	
2-Chlorophenol	ND	10	1.0	1		Diethyl Phthalate	ND	10	1.4	1	
1,3-Dichlorobenzene	ND	10	1.2	1		4-Chlorophenyl-Phenyl Ether	ND	10	1.2	1	
1,4-Dichlorobenzene	ND	10	1.1	1		Fluorene	ND	10	1.4	1	
Benzyl Alcohol	ND	10	1.0	1		4-Nitroaniline	ND	10	2.4	1	
1,2-Dichlorobenzene	ND	10	1.1	1		Azobenzene	ND	10	1.7	1	
2-Methylphenol	ND	10	1.1	1		4,6-Dinitro-2-Methylphenol	ND	50	3.4	1	
Bis(2-Chloroisopropyl) Ether	ND	10	1.5	1		N-Nitrosodiphenylamine	ND	10	1.4	1	
3/4-Methylphenol	ND	10	1.0	1		4-Bromophenyl-Phenyl Ether	ND	10	1.2	1	
N-Nitroso-di-n-propylamine	ND	10	1.3	1		Hexachlorobenzene	ND	10	1.2	1	
Hexachloroethane	ND	10	0.98	1		Pentachlorophenol	ND	10	0.75	1	
Nitrobenzene	ND	25	1.3	1		Phenanthrene	ND	10	1.5	1	
Isophorone	ND	10	1.2	1		Anthracene	ND	10	1.5	1	
2-Nitrophenol	ND	10	1.2	1		Di-n-Butyl Phthalate	ND	10	1.5	1	
2,4-Dimethylphenol	ND	10	1.2	1		Fluoranthene	ND	10	1.5	1	
Benzoic Acid	ND	50	0.43	1		Benzidine	ND	50	0.62	1	
Bis(2-Chloroethoxy) Methane	ND	10	1.2	1		Pyrene	ND	10	1.4	1	
2,4-Dichlorophenol	ND	10	1.1	1		Pyridine	ND	10	1.4	1	
Naphthalene	ND	10	1.4	1		Butyl Benzyl Phthalate	ND	10	1.0	1	
4-Chloroaniline	ND	10	1.3	1		3,3'-Dichlorobenzidine	ND	25	1.3	1	
Hexachloro-1,3-Butadiene	ND	10	1.2	1		Benzo (a) Anthracene	ND	10	1.1	1	
4-Chloro-3-Methylphenol	ND	10	1.2	1		Bis(2-Ethylhexyl) Phthalate	ND	10	1.0	1	
2-Methylnaphthalene	ND	10	1.2	1		Chrysene	ND	10	1.3	1	
Hexachlorocyclopentadiene	ND	25	0.44	1		Di-n-Octyl Phthalate	ND	10	1.0	1	
2,4,6-Trichlorophenol	ND	10	1.2	1		Benzo (k) Fluoranthene	ND	10	1.7	1	
2,4,5-Trichlorophenol	ND	10	0.97	1		Benzo (b) Fluoranthene	ND	10	1.2	1	
2-Chloronaphthalene	ND	10	1.3	1		Benzo (a) Pyrene	ND	10	0.88	1	
2-Nitroaniline	ND	10	1.0	1		Benzo (g,h,i) Perylene	ND	10	0.71	1	
Dimethyl Phthalate	ND	10	1.3	1		Indeno (1,2,3-c,d) Pyrene	ND	10	0.83	1	
Acenaphthylene	ND	10	1.4	1		Dibenz (a,h) Anthracene	ND	10	0.82	1	
3-Nitroaniline	ND	10	1.2	1		1-Methylnaphthalene	ND	10	1.4	1	
Acenaphthene	ND	10	1.4	1		1,2,4-Trichlorobenzene	ND	10	1.3	1	
2,4-Dinitrophenol	ND	50	2.6	1							

Surrogates:	REC (%)	Control Limits	Qual	Surrogates:	REC (%)	Control Limits	Qual
2-Fluorophenol	79	7-121		Phenol-d6	80	1-127	
Nitrobenzene-d5	80	50-146		2-Fluorobiphenyl	79	42-138	
2,4,6-Tribromophenol	76	41-137		p-Terphenyl-d14	76	47-173	

RL - Reporting Limit , DF - Dilution Factor , Qual - Qualifiers

Calscience Environmental Laboratories, Inc.

Analytical Report

Tetra Tech, Inc.
348 West Hospitality Lane, Ste 100
San Bernardino, CA 92408-3216

Date Received:	07/10/06
Work Order No:	06-07-0361
Preparation:	EPA 3520B
Method:	EPA 8270C
Units:	ug/L

Project: LMC Beaumont Site 1 / TC #18086-02

Client Sample Number	Lab Sample Number	Date Collected	Matrix	Date Prepared	Date Analyzed	QC Batch ID
Method Blank	**095-01-003-1,966**	**N/A**	**Aqueous**	**07/11/06**	**07/13/06**	**060711L11**

Comment(s): -Results were evaluated to the MDL, concentrations >= to the MDL but < RL, if found, are qualified with a "J" flag.

Parameter	Result	RL	MDL	DF	Qual	Parameter	Result	RL	MDL	DF	Qual
N-Nitrosodimethylamine	ND	10	1.1	1		4-Nitrophenol	ND	10	0.86	1	
Aniline	ND	10	1.2	1		Dibenzofuran	ND	10	1.4	1	
Phenol	ND	10	1.2	1		2,4-Dinitrotoluene	ND	10	1.0	1	
Bis(2-Chloroethyl) Ether	ND	25	1.0	1		2,6-Dinitrotoluene	ND	10	1.1	1	
2-Chlorophenol	ND	10	1.0	1		Diethyl Phthalate	ND	10	1.4	1	
1,3-Dichlorobenzene	ND	10	1.2	1		4-Chlorophenyl-Phenyl Ether	ND	10	1.2	1	
1,4-Dichlorobenzene	ND	10	1.1	1		Fluorene	ND	10	1.4	1	
Benzyl Alcohol	ND	10	1.0	1		4-Nitroaniline	ND	10	2.4	1	
1,2-Dichlorobenzene	ND	10	1.1	1		Azobenzene	ND	10	1.7	1	
2-Methylphenol	ND	10	1.1	1		4,6-Dinitro-2-Methylphenol	ND	50	3.4	1	
Bis(2-Chloroisopropyl) Ether	ND	10	1.5	1		N-Nitrosodiphenylamine	ND	10	1.4	1	
3/4-Methylphenol	ND	10	1.0	1		4-Bromophenyl-Phenyl Ether	ND	10	1.2	1	
N-Nitroso-di-n-propylamine	ND	10	1.3	1		Hexachlorobenzene	ND	10	1.2	1	
Hexachloroethane	ND	10	0.98	1		Pentachlorophenol	ND	10	0.75	1	
Nitrobenzene	ND	25	1.3	1		Phenanthrene	ND	10	1.5	1	
Isophorone	ND	10	1.2	1		Anthracene	ND	10	1.5	1	
2-Nitrophenol	ND	10	1.2	1		Di-n-Butyl Phthalate	ND	10	1.5	1	
2,4-Dimethylphenol	ND	10	1.2	1		Fluoranthene	ND	10	1.5	1	
Benzoic Acid	ND	50	0.43	1		Benzidine	ND	50	0.62	1	
Bis(2-Chloroethoxy) Methane	ND	10	1.2	1		Pyrene	ND	10	1.4	1	
2,4-Dichlorophenol	ND	10	1.1	1		Pyridine	ND	10	1.4	1	
Naphthalene	ND	10	1.4	1		Butyl Benzyl Phthalate	ND	10	1.0	1	
4-Chloroaniline	ND	10	1.3	1		3,3'-Dichlorobenzidine	ND	25	1.3	1	
Hexachloro-1,3-Butadiene	ND	10	1.2	1		Benzo (a) Anthracene	ND	10	1.1	1	
4-Chloro-3-Methylphenol	ND	10	1.2	1		Bis(2-Ethylhexyl) Phthalate	ND	10	1.0	1	
2-Methylnaphthalene	ND	10	1.2	1		Chrysene	ND	10	1.3	1	
Hexachlorocyclopentadiene	ND	25	0.44	1		Di-n-Octyl Phthalate	ND	10	1.0	1	
2,4,6-Trichlorophenol	ND	10	1.2	1		Benzo (k) Fluoranthene	ND	10	1.7	1	
2,4,5-Trichlorophenol	ND	10	0.97	1		Benzo (b) Fluoranthene	ND	10	1.2	1	
2-Chloronaphthalene	ND	10	1.3	1		Benzo (a) Pyrene	ND	10	0.88	1	
2-Nitroaniline	ND	10	1.0	1		Benzo (g,h,i) Perylene	ND	10	0.71	1	
Dimethyl Phthalate	ND	10	1.3	1		Indeno (1,2,3-c,d) Pyrene	ND	10	0.83	1	
Acenaphthylene	ND	10	1.4	1		Dibenz (a,h) Anthracene	ND	10	0.82	1	
3-Nitroaniline	ND	10	1.2	1		1-Methylnaphthalene	ND	10	1.4	1	
Acenaphthene	ND	10	1.4	1		1,2,4-Trichlorobenzene	ND	10	1.3	1	
2,4-Dinitrophenol	ND	50	2.6	1							

Surrogates:	REC (%)	Control Limits	Qual	Surrogates:	REC (%)	Control Limits	Qual
2-Fluorophenol	87	7-121		Phenol-d6	89	1-127	
Nitrobenzene-d5	86	50-146		2-Fluorobiphenyl	78	42-138	
2,4,6-Tribromophenol	87	41-137		p-Terphenyl-d14	79	47-173	

RL - Reporting Limit , DF - Dilution Factor , Qual - Qualifiers

Calscience Environmental Laboratories, Inc.

EPA 8270C Tentatively Identified Compound List

Work Order	CEL Sample	Client ID	Q	Compound	CAS NUMBER	RT	On Column Conc. ug/L	Estimated Conc. ug/L
06-07-0361	2	LEB-071006-GP		Sulfur	13798-23-7	10.16	27.90	55.8
06-07-0361	2	LEB-071006-GP		Ethyl citrate	77-93-0	10.59	21.80	43.6
06-07-0361	3	MW-57D		Sulfur	13798-23-7	10.14	19.90	39.8
06-07-0361	3	MW-57D		Ethyl citrate	77-93-0	10.59	25.90	51.8
06-07-0361	5	MW-66		Sulfur	13798-23-7	10.13	5.00	10.0
06-07-0361	5	MW-66		Ethyl citrate	77-93-0	10.59	38.60	77.2

Q Qualifier
RT Retention Time

7440 Lincoln Way, Garden Grove, CA 92841-1432 • TEL: (714) 895-5494 • FAX: (714) 894-7501

Calscience Environmental Laboratories, Inc.

Analytical Report

Tetra Tech, Inc.		Date Received:	07/10/06
348 West Hospitality Lane, Ste 100		Work Order No:	06-07-0361
San Bernardino, CA 92408-3216		Preparation:	EPA 3520B
		Method:	EPA 8270C(M) Isotope Dilution

Project: LMC Beaumont Site 1 / TC #18086-02

Client Sample Number	Lab Sample Number	Date Collected	Matrix	Date Prepared	Date Analyzed	QC Batch ID
LEB-071006-GP	**06-07-0361-2**	**07/10/06**	**Aqueous**	**07/11/06**	**07/14/06**	**060711L11**

Comment(s): -Results were evaluated to the MDL, concentrations >= to the MDL but < RL, if found, are qualified with a "J" flag.

Parameter	Result	RL	MDL	DF	Qual	Units
1,4-Dioxane	1.4	2.0	0.40	1	J	ug/L
Surrogates:	**REC (%)**	**Control Limits**			**Qual**	
Nitrobenzene-d5	81	56-123				

MW-57D	**06-07-0361-3**	**07/10/06**	**Aqueous**	**07/11/06**	**07/14/06**	**060711L11**

Parameter	Result	RL	MDL	DF	Qual	Units
1,4-Dioxane	25	2	0.40	1		ug/L
Surrogates:	**REC (%)**	**Control Limits**			**Qual**	
Nitrobenzene-d5	78	56-123				

MW-59C	**06-07-0361-4**	**07/10/06**	**Aqueous**	**07/11/06**	**07/14/06**	**060711L11**

Parameter	Result	RL	MDL	DF	Qual	Units
1,4-Dioxane	21	2	0.40	1		ug/L
Surrogates:	**REC (%)**	**Control Limits**			**Qual**	
Nitrobenzene-d5	79	56-123				

MW-66	**06-07-0361-5**	**07/10/06**	**Aqueous**	**07/11/06**	**07/14/06**	**060711L11**

Parameter	Result	RL	MDL	DF	Qual	Units
1,4-Dioxane	31	2	0.40	1		ug/L
Surrogates:	**REC (%)**	**Control Limits**			**Qual**	
Nitrobenzene-d5	79	56-123				

LEB-071006-B	**06-07-0361-6**	**07/10/06**	**Aqueous**	**07/11/06**	**07/14/06**	**060711L11**

Comment(s): -Results were evaluated to the MDL, concentrations >= to the MDL but < RL, if found, are qualified with a "J" flag.

Parameter	Result	RL	MDL	DF	Qual	Units
1,4-Dioxane	ND	2.0	0.40	1		ug/L
Surrogates:	**REC (%)**	**Control Limits**			**Qual**	
Nitrobenzene-d5	71	56-123				

RL - Reporting Limit , DF - Dilution Factor , Qual - Qualifiers

Calscience Environmental Laboratories, Inc.

Analytical Report

Tetra Tech, Inc.		Date Received:	07/10/06
348 West Hospitality Lane, Ste 100		Work Order No:	06-07-0361
San Bernardino, CA 92408-3216		Preparation:	EPA 3520B
		Method:	EPA 8270C(M) Isotope Dilution

Project: LMC Beaumont Site 1 / TC #18086-02

Client Sample Number	Lab Sample Number	Date Collected	Matrix	Date Prepared	Date Analyzed	QC Batch ID
Method Blank	**099-09-004-611**	**N/A**	**Aqueous**	**07/11/06**	**07/13/06**	**060711L11**

Comment(s): -Results were evaluated to the MDL, concentrations >= to the MDL but < RL, if found, are qualified with a "J" flag.

Parameter	Result	RL	MDL	DF	Qual	Units
1,4-Dioxane	ND	2.0	0.40	1		ug/L

Surrogates:	REC (%)	Control Limits	Qual
Nitrobenzene-d5	85	56-123	

RL - Reporting Limit , DF - Dilution Factor , Qual - Qualifiers

Calscience Environmental Laboratories, Inc.

Analytical Report

Tetra Tech, Inc.		Date Received:	07/10/06
348 West Hospitality Lane, Ste 100		Work Order No:	06-07-0361
San Bernardino, CA 92408-3216		Preparation:	EPA 3520B
		Method:	EPA 1625CM

Project: LMC Beaumont Site 1 / TC #18086-02

Client Sample Number	Lab Sample Number	Date Collected	Matrix	Date Prepared	Date Analyzed	QC Batch ID
LEB-071006-GP	**06-07-0361-2**	**07/10/06**	**Aqueous**	**07/11/06**	**07/13/06**	**060711L13**

Comment(s): -Results were evaluated to the MDL, concentrations >= to the MDL but < RL, if found, are qualified with a "J" flag.

Parameter	Result	RL	MDL	DF	Qual	Units
N-Nitrosodimethylamine	ND	2.0	0.48	1		ng/L
Surrogates:	REC (%)	Control Limits			Qual	
1,4-Dichlorobenzene-d4	50	50-130				

Client Sample Number	Lab Sample Number	Date Collected	Matrix	Date Prepared	Date Analyzed	QC Batch ID
MW-57D	**06-07-0361-3**	**07/10/06**	**Aqueous**	**07/11/06**	**07/13/06**	**060711L13**

Comment(s): -Results were evaluated to the MDL, concentrations >= to the MDL but < RL, if found, are qualified with a "J" flag.

Parameter	Result	RL	MDL	DF	Qual	Units
N-Nitrosodimethylamine	ND	2.0	0.48	1		ng/L
Surrogates:	REC (%)	Control Limits			Qual	
1,4-Dichlorobenzene-d4	59	50-130				

Client Sample Number	Lab Sample Number	Date Collected	Matrix	Date Prepared	Date Analyzed	QC Batch ID
MW-66	**06-07-0361-5**	**07/10/06**	**Aqueous**	**07/11/06**	**07/13/06**	**060711L13**

Comment(s): -Results were evaluated to the MDL, concentrations >= to the MDL but < RL, if found, are qualified with a "J" flag.

Parameter	Result	RL	MDL	DF	Qual	Units
N-Nitrosodimethylamine	ND	2.0	0.48	1		ng/L
Surrogates:	REC (%)	Control Limits			Qual	
1,4-Dichlorobenzene-d4	50	50-130				

Client Sample Number	Lab Sample Number	Date Collected	Matrix	Date Prepared	Date Analyzed	QC Batch ID
Method Blank	**099-07-027-256**	**N/A**	**Aqueous**	**07/11/06**	**07/14/06**	**060711L13**

Comment(s): -Results were evaluated to the MDL, concentrations >= to the MDL but < RL, if found, are qualified with a "J" flag.

Parameter	Result	RL	MDL	DF	Qual	Units
N-Nitrosodimethylamine	ND	2.0	0.48	1		ng/L
Surrogates:	REC (%)	Control Limits			Qual	
1,4-Dichlorobenzene-d4	79	50-130				

RL - Reporting Limit , DF - Dilution Factor , Qual - Qualifiers

Calscience Environmental Laboratories, Inc.

Analytical Report

Tetra Tech, Inc.		Date Received:	07/10/06
348 West Hospitality Lane, Ste 100		Work Order No:	06-07-0361
San Bernardino, CA 92408-3216		Preparation:	Extraction
		Method:	EPA 8330

Project: LMC Beaumont Site 1 / TC #18086-02 Page 1 of 1

Client Sample Number	Lab Sample Number	Date Collected	Matrix	Date Prepared	Date Analyzed	QC Batch ID
LEB-071006-GP	**06-07-0361-2**	**07/10/06**	**Aqueous**	**07/17/06**	**07/21/06**	**060717L04**

Comment(s): -Results were evaluated to the MDL, concentrations >= to the MDL but < RL, if found, are qualified with a "J" flag.

Parameter	Result	RL	MDL	DF	Qual	Units
RDX	ND	10	1.3	1		ug/L
Surrogates:	REC (%)	Control Limits			Qual	
1,2-Dinitrobenzene	116	40-160				

Client Sample Number	Lab Sample Number	Date Collected	Matrix	Date Prepared	Date Analyzed	QC Batch ID
MW-57D	**06-07-0361-3**	**07/10/06**	**Aqueous**	**07/17/06**	**07/21/06**	**060717L04**

Comment(s): -Results were evaluated to the MDL, concentrations >= to the MDL but < RL, if found, are qualified with a "J" flag.

Parameter	Result	RL	MDL	DF	Qual	Units
RDX	ND	10	1.3	1		ug/L
Surrogates:	REC (%)	Control Limits			Qual	
1,2-Dinitrobenzene	135	40-160				

Client Sample Number	Lab Sample Number	Date Collected	Matrix	Date Prepared	Date Analyzed	QC Batch ID
MW-66	**06-07-0361-5**	**07/10/06**	**Aqueous**	**07/17/06**	**07/21/06**	**060717L04**

Comment(s): -Results were evaluated to the MDL, concentrations >= to the MDL but < RL, if found, are qualified with a "J" flag.

Parameter	Result	RL	MDL	DF	Qual	Units
RDX	ND	10	1.3	1		ug/L
Surrogates:	REC (%)	Control Limits			Qual	
1,2-Dinitrobenzene	84	40-160				

Client Sample Number	Lab Sample Number	Date Collected	Matrix	Date Prepared	Date Analyzed	QC Batch ID
Method Blank	**099-10-032-45**	**N/A**	**Aqueous**	**07/17/06**	**07/21/06**	**060717L04**

Comment(s): -Results were evaluated to the MDL, concentrations >= to the MDL but < RL, if found, are qualified with a "J" flag.

Parameter	Result	RL	MDL	DF	Qual	Units
RDX	ND	10	1.3	1		ug/L
Surrogates:	REC (%)	Control Limits			Qual	
1,2-Dinitrobenzene	91	40-160				

RL - Reporting Limit , DF - Dilution Factor , Qual - Qualifiers

Calscience Environmental Laboratories, Inc.

Analytical Report

Tetra Tech, Inc.
348 West Hospitality Lane, Ste 100
San Bernardino, CA 92408-3216

Date Received:	07/10/06
Work Order No:	06-07-0361
Preparation:	EPA 5030B
Method:	EPA 8260B
Units:	ug/L

Project: LMC Beaumont Site 1 / TC #18086-02

Client Sample Number	Lab Sample Number	Date Collected	Matrix	Date Prepared	Date Analyzed	QC Batch ID
LTB-071006	**06-07-0361-1**	**07/10/06**	**Aqueous**	**07/11/06**	**07/11/06**	**060711L01**

Comment(s): -Results were evaluated to the MDL, concentrations >= to the MDL but < RL, if found, are qualified with a "J" flag.

Parameter	Result	RL	MDL	DF	Qual	Parameter	Result	RL	MDL	DF	Qual
Acetone	ND	10	6.1	1		1,3-Dichloropropane	ND	1.0	0.30	1	
Benzene	ND	0.50	0.26	1		2,2-Dichloropropane	ND	1.0	0.40	1	
Bromobenzene	ND	1.0	0.47	1		1,1-Dichloropropene	ND	1.0	0.21	1	
Bromochloromethane	ND	1.0	0.68	1		c-1,3-Dichloropropene	ND	0.50	0.45	1	
Bromodichloromethane	ND	1.0	0.27	1		t-1,3-Dichloropropene	ND	0.50	0.31	1	
Bromoform	ND	1.0	0.62	1		Ethylbenzene	ND	1.0	0.17	1	
Bromomethane	ND	10	2.9	1		2-Hexanone	ND	10	1.9	1	
2-Butanone	ND	10	4.2	1		Isopropylbenzene	ND	1.0	0.24	1	
n-Butylbenzene	ND	1.0	0.29	1		p-Isopropyltoluene	ND	1.0	0.21	1	
sec-Butylbenzene	ND	1.0	0.21	1		Methylene Chloride	ND	10	2.6	1	
tert-Butylbenzene	ND	1.0	0.17	1		4-Methyl-2-Pentanone	ND	10	2.4	1	
Carbon Disulfide	ND	10	1.0	1		Naphthalene	ND	10	0.95	1	
Carbon Tetrachloride	ND	0.50	0.42	1		n-Propylbenzene	ND	1.0	0.30	1	
Chlorobenzene	ND	1.0	0.36	1		Styrene	ND	1.0	0.29	1	
Chloroethane	ND	1.0	0.52	1		1,1,1,2-Tetrachloroethane	ND	1.0	0.37	1	
Chloroform	ND	1.0	0.22	1		1,1,2,2-Tetrachloroethane	ND	1.0	0.37	1	
Chloromethane	ND	10	1.8	1		Tetrachloroethene	ND	1.0	0.29	1	
2-Chlorotoluene	ND	1.0	0.24	1		Toluene	ND	1.0	0.35	1	
4-Chlorotoluene	ND	1.0	0.30	1		1,2,3-Trichlorobenzene	ND	1.0	0.39	1	
Dibromochloromethane	ND	1.0	0.45	1		1,2,4-Trichlorobenzene	ND	1.0	0.35	1	
1,2-Dibromo-3-Chloropropane	ND	5.0	2.5	1		1,1,1-Trichloroethane	ND	1.0	0.32	1	
1,2-Dibromoethane	ND	1.0	0.81	1		1,1,2-Trichloro-1,2,2-Trifluoroethane	ND	10	0.54	1	
Dibromomethane	ND	1.0	0.42	1		1,1,2-Trichloroethane	ND	1.0	0.54	1	
1,2-Dichlorobenzene	ND	1.0	0.24	1		Trichloroethene	ND	1.0	0.30	1	
1,3-Dichlorobenzene	ND	1.0	0.38	1		Trichlorofluoromethane	ND	10	0.36	1	
1,4-Dichlorobenzene	ND	1.0	0.30	1		1,2,3-Trichloropropane	ND	5.0	2.3	1	
Dichlorodifluoromethane	ND	1.0	0.27	1		1,2,4-Trimethylbenzene	ND	1.0	0.26	1	
1,1-Dichloroethane	ND	1.0	0.53	1		1,3,5-Trimethylbenzene	ND	1.0	0.19	1	
1,2-Dichloroethane	ND	0.50	0.22	1		Vinyl Acetate	ND	10	3.2	1	
1,1-Dichloroethene	ND	1.0	0.31	1		Vinyl Chloride	ND	0.50	0.33	1	
c-1,2-Dichloroethene	ND	1.0	0.35	1		p/m-Xylene	ND	1.0	0.38	1	
t-1,2-Dichloroethene	ND	1.0	0.29	1		o-Xylene	ND	1.0	0.21	1	
1,2-Dichloropropane	ND	1.0	0.28	1		Methyl-t-Butyl Ether (MTBE)	ND	1.0	0.29	1	

Surrogates:	REC (%)	Control Limits	Qual	Surrogates:	REC (%)	Control Limits	Qual
Dibromofluoromethane	102	74-140		1,2-Dichloroethane-d4	109	74-146	
Toluene-d8	96	88-112		1,4-Bromofluorobenzene	98	74-110	

RL - Reporting Limit , DF - Dilution Factor , Qual - Qualifiers

Calscience Environmental Laboratories, Inc.

Analytical Report

Tetra Tech, Inc.	Date Received:	07/10/06
348 West Hospitality Lane, Ste 100	Work Order No:	06-07-0361
San Bernardino, CA 92408-3216	Preparation:	EPA 5030B
	Method:	EPA 8260B
	Units:	ug/L
Project: LMC Beaumont Site 1 / TC #18086-02		Page 2 of 9

Client Sample Number	Lab Sample Number	Date Collected	Matrix	Date Prepared	Date Analyzed	QC Batch ID
LEB-071006-GP	**06-07-0361-2**	**07/10/06**	**Aqueous**	**07/11/06**	**07/11/06**	**060711L01**

Comment(s): -Results were evaluated to the MDL, concentrations >= to the MDL but < RL, if found, are qualified with a "J" flag.

Parameter	Result	RL	MDL	DF	Qual	Parameter	Result	RL	MDL	DF	Qual
Acetone	ND	10	6.1	1		1,3-Dichloropropane	ND	1.0	0.30	1	
Benzene	ND	0.50	0.26	1		2,2-Dichloropropane	ND	1.0	0.40	1	
Bromobenzene	ND	1.0	0.47	1		1,1-Dichloropropene	ND	1.0	0.21	1	
Bromochloromethane	ND	1.0	0.68	1		c-1,3-Dichloropropene	ND	0.50	0.45	1	
Bromodichloromethane	ND	1.0	0.27	1		t-1,3-Dichloropropene	ND	0.50	0.31	1	
Bromoform	ND	1.0	0.62	1		Ethylbenzene	ND	1.0	0.17	1	
Bromomethane	ND	10	2.9	1		2-Hexanone	ND	10	1.9	1	
2-Butanone	ND	10	4.2	1		Isopropylbenzene	ND	1.0	0.24	1	
n-Butylbenzene	ND	1.0	0.29	1		p-Isopropyltoluene	ND	1.0	0.21	1	
sec-Butylbenzene	ND	1.0	0.21	1		Methylene Chloride	ND	10	2.6	1	
tert-Butylbenzene	ND	1.0	0.17	1		4-Methyl-2-Pentanone	ND	10	2.4	1	
Carbon Disulfide	ND	10	1.0	1		Naphthalene	ND	10	0.95	1	
Carbon Tetrachloride	ND	0.50	0.42	1		n-Propylbenzene	ND	1.0	0.30	1	
Chlorobenzene	ND	1.0	0.36	1		Styrene	ND	1.0	0.29	1	
Chloroethane	ND	1.0	0.52	1		1,1,1,2-Tetrachloroethane	ND	1.0	0.37	1	
Chloroform	0.25	1.0	0.22	1	J	1,1,2,2-Tetrachloroethane	ND	1.0	0.37	1	
Chloromethane	ND	10	1.8	1		Tetrachloroethene	ND	1.0	0.29	1	
2-Chlorotoluene	ND	1.0	0.24	1		Toluene	ND	1.0	0.35	1	
4-Chlorotoluene	ND	1.0	0.30	1		1,2,3-Trichlorobenzene	ND	1.0	0.39	1	
Dibromochloromethane	ND	1.0	0.45	1		1,2,4-Trichlorobenzene	ND	1.0	0.35	1	
1,2-Dibromo-3-Chloropropane	ND	5.0	2.5	1		1,1,1-Trichloroethane	ND	1.0	0.32	1	
1,2-Dibromoethane	ND	1.0	0.81	1		1,1,2-Trichloro-1,2,2-Trifluoroethane	ND	10	0.54	1	
Dibromomethane	ND	1.0	0.42	1		1,1,2-Trichloroethane	ND	1.0	0.54	1	
1,2-Dichlorobenzene	ND	1.0	0.24	1		Trichloroethene	1.3	1.0	0.30	1	
1,3-Dichlorobenzene	ND	1.0	0.38	1		Trichlorofluoromethane	ND	10	0.36	1	
1,4-Dichlorobenzene	ND	1.0	0.30	1		1,2,3-Trichloropropane	ND	5.0	2.3	1	
Dichlorodifluoromethane	ND	1.0	0.27	1		1,2,4-Trimethylbenzene	ND	1.0	0.26	1	
1,1-Dichloroethane	ND	1.0	0.53	1		1,3,5-Trimethylbenzene	ND	1.0	0.19	1	
1,2-Dichloroethane	ND	0.50	0.22	1		Vinyl Acetate	ND	10	3.2	1	
1,1-Dichloroethene	0.58	1.0	0.31	1	J	Vinyl Chloride	ND	0.50	0.33	1	
c-1,2-Dichloroethene	ND	1.0	0.35	1		p/m-Xylene	ND	1.0	0.38	1	
t-1,2-Dichloroethene	ND	1.0	0.29	1		o-Xylene	ND	1.0	0.21	1	
1,2-Dichloropropane	ND	1.0	0.28	1		Methyl-t-Butyl Ether (MTBE)	ND	1.0	0.29	1	

Surrogates:	REC (%)	Control Limits	Qual	Surrogates:	REC (%)	Control Limits	Qual
Dibromofluoromethane	102	74-140		1,2-Dichloroethane-d4	107	74-146	
Toluene-d8	94	88-112		1,4-Bromofluorobenzene	98	74-110	

RL - Reporting Limit , DF - Dilution Factor , Qual - Qualifiers

Calscience Environmental Laboratories, Inc.

Analytical Report

Tetra Tech, Inc.	Date Received:	07/10/06
348 West Hospitality Lane, Ste 100	Work Order No:	06-07-0361
San Bernardino, CA 92408-3216	Preparation:	EPA 5030B
	Method:	EPA 8260B
	Units:	ug/L
Project: LMC Beaumont Site 1 / TC #18086-02		Page 3 of 9

Client Sample Number	Lab Sample Number	Date Collected	Matrix	Date Prepared	Date Analyzed	QC Batch ID
MW-57D	**06-07-0361-3**	**07/10/06**	**Aqueous**	**07/11/06**	**07/11/06**	**060711L01**

Comment(s): -Results were evaluated to the MDL, concentrations >= to the MDL but < RL, if found, are qualified with a "J" flag.

Parameter	Result	RL	MDL	DF	Qual	Parameter	Result	RL	MDL	DF	Qual
Acetone	ND	10	6.1	1		1,3-Dichloropropane	ND	1.0	0.30	1	
Benzene	ND	0.50	0.26	1		2,2-Dichloropropane	ND	1.0	0.40	1	
Bromobenzene	ND	1.0	0.47	1		1,1-Dichloropropene	ND	1.0	0.21	1	
Bromochloromethane	ND	1.0	0.68	1		c-1,3-Dichloropropene	ND	0.50	0.45	1	
Bromodichloromethane	ND	1.0	0.27	1		t-1,3-Dichloropropene	ND	0.50	0.31	1	
Bromoform	ND	1.0	0.62	1		Ethylbenzene	ND	1.0	0.17	1	
Bromomethane	ND	10	2.9	1		2-Hexanone	ND	10	1.9	1	
2-Butanone	ND	10	4.2	1		Isopropylbenzene	ND	1.0	0.24	1	
n-Butylbenzene	ND	1.0	0.29	1		p-Isopropyltoluene	ND	1.0	0.21	1	
sec-Butylbenzene	ND	1.0	0.21	1		Methylene Chloride	ND	10	2.6	1	
tert-Butylbenzene	ND	1.0	0.17	1		4-Methyl-2-Pentanone	ND	10	2.4	1	
Carbon Disulfide	ND	10	1.0	1		Naphthalene	ND	10	0.95	1	
Carbon Tetrachloride	ND	0.50	0.42	1		n-Propylbenzene	ND	1.0	0.30	1	
Chlorobenzene	ND	1.0	0.36	1		Styrene	ND	1.0	0.29	1	
Chloroethane	ND	1.0	0.52	1		1,1,1,2-Tetrachloroethane	ND	1.0	0.37	1	
Chloroform	0.37	1.0	0.22	1	J	1,1,2,2-Tetrachloroethane	ND	1.0	0.37	1	
Chloromethane	ND	10	1.8	1		Tetrachloroethene	ND	1.0	0.29	1	
2-Chlorotoluene	ND	1.0	0.24	1		Toluene	ND	1.0	0.35	1	
4-Chlorotoluene	ND	1.0	0.30	1		1,2,3-Trichlorobenzene	ND	1.0	0.39	1	
Dibromochloromethane	ND	1.0	0.45	1		1,2,4-Trichlorobenzene	ND	1.0	0.35	1	
1,2-Dibromo-3-Chloropropane	ND	5.0	2.5	1		1,1,1-Trichloroethane	ND	1.0	0.32	1	
1,2-Dibromoethane	ND	1.0	0.81	1		1,1,2-Trichloro-1,2,2-Trifluoroethane	ND	10	0.54	1	
Dibromomethane	ND	1.0	0.42	1		1,1,2-Trichloroethane	ND	1.0	0.54	1	
1,2-Dichlorobenzene	ND	1.0	0.24	1		Trichloroethene	26	1	0.30	1	
1,3-Dichlorobenzene	ND	1.0	0.38	1		Trichlorofluoromethane	ND	10	0.36	1	
1,4-Dichlorobenzene	ND	1.0	0.30	1		1,2,3-Trichloropropane	ND	5.0	2.3	1	
Dichlorodifluoromethane	ND	1.0	0.27	1		1,2,4-Trimethylbenzene	ND	1.0	0.26	1	
1,1-Dichloroethane	0.63	1.0	0.53	1	J	1,3,5-Trimethylbenzene	ND	1.0	0.19	1	
1,2-Dichloroethane	ND	0.50	0.22	1		Vinyl Acetate	ND	10	3.2	1	
1,1-Dichloroethene	28	1	0.31	1		Vinyl Chloride	ND	0.50	0.33	1	
c-1,2-Dichloroethene	ND	1.0	0.35	1		p/m-Xylene	ND	1.0	0.38	1	
t-1,2-Dichloroethene	ND	1.0	0.29	1		o-Xylene	ND	1.0	0.21	1	
1,2-Dichloropropane	ND	1.0	0.28	1		Methyl-t-Butyl Ether (MTBE)	ND	1.0	0.29	1	

Surrogates:	REC (%)	Control Limits	Qual	Surrogates:	REC (%)	Control Limits	Qual
Dibromofluoromethane	102	74-140		1,2-Dichloroethane-d4	109	74-146	
Toluene-d8	98	88-112		1,4-Bromofluorobenzene	99	74-110	

RL - Reporting Limit , DF - Dilution Factor , Qual - Qualifiers

Calscience Environmental Laboratories, Inc.

Analytical Report

Tetra Tech, Inc.	Date Received:	07/10/06
348 West Hospitality Lane, Ste 100	Work Order No:	06-07-0361
San Bernardino, CA 92408-3216	Preparation:	EPA 5030B
	Method:	EPA 8260B
	Units:	ug/L
Project: LMC Beaumont Site 1 / TC #18086-02		Page 4 of 9

Client Sample Number	Lab Sample Number	Date Collected	Matrix	Date Prepared	Date Analyzed	QC Batch ID
MW-59C	**06-07-0361-4**	**07/10/06**	**Aqueous**	**07/12/06**	**07/12/06**	**060712L01**

Comment(s): -Results were evaluated to the MDL, concentrations >= to the MDL but < RL, if found, are qualified with a "J" flag.

Parameter	Result	RL	MDL	DF	Qual	Parameter	Result	RL	MDL	DF	Qual
Acetone	7.2	10.0	6.1	1	J	1,3-Dichloropropane	ND	1.0	0.30	1	
Benzene	ND	0.50	0.26	1		2,2-Dichloropropane	ND	1.0	0.40	1	
Bromobenzene	ND	1.0	0.47	1		1,1-Dichloropropene	ND	1.0	0.21	1	
Bromochloromethane	ND	1.0	0.68	1		c-1,3-Dichloropropene	ND	0.50	0.45	1	
Bromodichloromethane	ND	1.0	0.27	1		t-1,3-Dichloropropene	ND	0.50	0.31	1	
Bromoform	ND	1.0	0.62	1		Ethylbenzene	ND	1.0	0.17	1	
Bromomethane	ND	10	2.9	1		2-Hexanone	ND	10	1.9	1	
2-Butanone	ND	10	4.2	1		Isopropylbenzene	ND	1.0	0.24	1	
n-Butylbenzene	ND	1.0	0.29	1		p-Isopropyltoluene	ND	1.0	0.21	1	
sec-Butylbenzene	ND	1.0	0.21	1		Methylene Chloride	ND	10	2.6	1	
tert-Butylbenzene	ND	1.0	0.17	1		4-Methyl-2-Pentanone	ND	10	2.4	1	
Carbon Disulfide	ND	10	1.0	1		Naphthalene	ND	10	0.95	1	
Carbon Tetrachloride	ND	0.50	0.42	1		n-Propylbenzene	ND	1.0	0.30	1	
Chlorobenzene	ND	1.0	0.36	1		Styrene	ND	1.0	0.29	1	
Chloroethane	ND	1.0	0.52	1		1,1,1,2-Tetrachloroethane	ND	1.0	0.37	1	
Chloroform	1.7	1.0	0.22	1		1,1,2,2-Tetrachloroethane	ND	1.0	0.37	1	
Chloromethane	ND	10	1.8	1		Tetrachloroethene	0.60	1.0	0.29	1	J
2-Chlorotoluene	ND	1.0	0.24	1		Toluene	ND	1.0	0.35	1	
4-Chlorotoluene	ND	1.0	0.30	1		1,2,3-Trichlorobenzene	ND	1.0	0.39	1	
Dibromochloromethane	ND	1.0	0.45	1		1,2,4-Trichlorobenzene	ND	1.0	0.35	1	
1,2-Dibromo-3-Chloropropane	ND	5.0	2.5	1		1,1,1-Trichloroethane	ND	1.0	0.32	1	
1,2-Dibromoethane	ND	1.0	0.81	1		1,1,2-Trichloro-1,2,2-Trifluoroethane	ND	10	0.54	1	
Dibromomethane	ND	1.0	0.42	1		1,1,2-Trichloroethane	ND	1.0	0.54	1	
1,2-Dichlorobenzene	ND	1.0	0.24	1		Trichloroethene	180	2	0.30	2	
1,3-Dichlorobenzene	ND	1.0	0.38	1		Trichlorofluoromethane	ND	10	0.36	1	
1,4-Dichlorobenzene	ND	1.0	0.30	1		1,2,3-Trichloropropane	ND	5.0	2.3	1	
Dichlorodifluoromethane	ND	1.0	0.27	1		1,2,4-Trimethylbenzene	ND	1.0	0.26	1	
1,1-Dichloroethane	9.8	1.0	0.53	1		1,3,5-Trimethylbenzene	ND	1.0	0.19	1	
1,2-Dichloroethane	13	0.50	0.22	1		Vinyl Acetate	ND	10	3.2	1	
1,1-Dichloroethene	200	2	0.31	2		Vinyl Chloride	ND	0.50	0.33	1	
c-1,2-Dichloroethene	1.1	1.0	0.35	1		p/m-Xylene	ND	1.0	0.38	1	
t-1,2-Dichloroethene	ND	1.0	0.29	1		o-Xylene	ND	1.0	0.21	1	
1,2-Dichloropropane	ND	1.0	0.28	1		Methyl-t-Butyl Ether (MTBE)	ND	1.0	0.29	1	

Surrogates:	REC (%)	Control Limits	Qual	Surrogates:	REC (%)	Control Limits	Qual
Dibromofluoromethane	112	74-140		1,2-Dichloroethane-d4	115	74-146	
Toluene-d8	92	88-112		1,4-Bromofluorobenzene	83	74-110	

RL - Reporting Limit , DF - Dilution Factor , Qual - Qualifiers

Calscience Environmental Laboratories, Inc.

Analytical Report

Tetra Tech, Inc.	Date Received:	07/10/06
348 West Hospitality Lane, Ste 100	Work Order No:	06-07-0361
San Bernardino, CA 92408-3216	Preparation:	EPA 5030B
	Method:	EPA 8260B
	Units:	ug/L
Project: LMC Beaumont Site 1 / TC #18086-02		Page 5 of 9

Client Sample Number	Lab Sample Number	Date Collected	Matrix	Date Prepared	Date Analyzed	QC Batch ID
MW-66	**06-07-0361-5**	**07/10/06**	**Aqueous**	**07/11/06**	**07/11/06**	**060711L01**

Comment(s): -Results were evaluated to the MDL, concentrations >= to the MDL but < RL, if found, are qualified with a "J" flag.

Parameter	Result	RL	MDL	DF	Qual	Parameter	Result	RL	MDL	DF	Qual
Acetone	ND	10	6.1	1		1,3-Dichloropropane	ND	1.0	0.30	1	
Benzene	ND	0.50	0.26	1		2,2-Dichloropropane	ND	1.0	0.40	1	
Bromobenzene	ND	1.0	0.47	1		1,1-Dichloropropene	ND	1.0	0.21	1	
Bromochloromethane	ND	1.0	0.68	1		c-1,3-Dichloropropene	ND	0.50	0.45	1	
Bromodichloromethane	ND	1.0	0.27	1		t-1,3-Dichloropropene	ND	0.50	0.31	1	
Bromoform	ND	1.0	0.62	1		Ethylbenzene	ND	1.0	0.17	1	
Bromomethane	ND	10	2.9	1		2-Hexanone	ND	10	1.9	1	
2-Butanone	ND	10	4.2	1		Isopropylbenzene	ND	1.0	0.24	1	
n-Butylbenzene	ND	1.0	0.29	1		p-Isopropyltoluene	ND	1.0	0.21	1	
sec-Butylbenzene	ND	1.0	0.21	1		Methylene Chloride	ND	10	2.6	1	
tert-Butylbenzene	ND	1.0	0.17	1		4-Methyl-2-Pentanone	ND	10	2.4	1	
Carbon Disulfide	ND	10	1.0	1		Naphthalene	ND	10	0.95	1	
Carbon Tetrachloride	ND	0.50	0.42	1		n-Propylbenzene	ND	1.0	0.30	1	
Chlorobenzene	ND	1.0	0.36	1		Styrene	ND	1.0	0.29	1	
Chloroethane	ND	1.0	0.52	1		1,1,1,2-Tetrachloroethane	ND	1.0	0.37	1	
Chloroform	3.0	1.0	0.22	1		1,1,2,2-Tetrachloroethane	ND	1.0	0.37	1	
Chloromethane	ND	10	1.8	1		Tetrachloroethene	ND	1.0	0.29	1	
2-Chlorotoluene	ND	1.0	0.24	1		Toluene	ND	1.0	0.35	1	
4-Chlorotoluene	ND	1.0	0.30	1		1,2,3-Trichlorobenzene	ND	1.0	0.39	1	
Dibromochloromethane	ND	1.0	0.45	1		1,2,4-Trichlorobenzene	ND	1.0	0.35	1	
1,2-Dibromo-3-Chloropropane	ND	5.0	2.5	1		1,1,1-Trichloroethane	ND	1.0	0.32	1	
1,2-Dibromoethane	ND	1.0	0.81	1		1,1,2-Trichloro-1,2,2-Trifluoroethane	ND	10	0.54	1	
Dibromomethane	ND	1.0	0.42	1		1,1,2-Trichloroethane	ND	1.0	0.54	1	
1,2-Dichlorobenzene	ND	1.0	0.24	1		Trichloroethene	85	1	0.30	1	
1,3-Dichlorobenzene	ND	1.0	0.38	1		Trichlorofluoromethane	ND	10	0.36	1	
1,4-Dichlorobenzene	ND	1.0	0.30	1		1,2,3-Trichloropropane	ND	5.0	2.3	1	
Dichlorodifluoromethane	ND	1.0	0.27	1		1,2,4-Trimethylbenzene	ND	1.0	0.26	1	
1,1-Dichloroethane	3.0	1.0	0.53	1		1,3,5-Trimethylbenzene	ND	1.0	0.19	1	
1,2-Dichloroethane	0.87	0.50	0.22	1		Vinyl Acetate	ND	10	3.2	1	
1,1-Dichloroethene	86	1	0.31	1		Vinyl Chloride	ND	0.50	0.33	1	
c-1,2-Dichloroethene	ND	1.0	0.35	1		p/m-Xylene	ND	1.0	0.38	1	
t-1,2-Dichloroethene	ND	1.0	0.29	1		o-Xylene	ND	1.0	0.21	1	
1,2-Dichloropropane	ND	1.0	0.28	1		Methyl-t-Butyl Ether (MTBE)	ND	1.0	0.29	1	

Surrogates:	REC (%)	Control Limits	Qual	Surrogates:	REC (%)	Control Limits	Qual
Dibromofluoromethane	101	74-140		1,2-Dichloroethane-d4	109	74-146	
Toluene-d8	97	88-112		1,4-Bromofluorobenzene	98	74-110	

RL - Reporting Limit , DF - Dilution Factor , Qual - Qualifiers

Calscience Environmental Laboratories, Inc.

Analytical Report

Tetra Tech, Inc.	Date Received:	07/10/06
348 West Hospitality Lane, Ste 100	Work Order No:	06-07-0361
San Bernardino, CA 92408-3216	Preparation:	EPA 5030B
	Method:	EPA 8260B
	Units:	ug/L
Project: LMC Beaumont Site 1 / TC #18086-02		Page 6 of 9

Client Sample Number	Lab Sample Number	Date Collected	Matrix	Date Prepared	Date Analyzed	QC Batch ID
LEB-071006-B	**06-07-0361-6**	**07/10/06**	**Aqueous**	**07/11/06**	**07/11/06**	**060711L01**

Comment(s): -Results were evaluated to the MDL, concentrations >= to the MDL but < RL, if found, are qualified with a "J" flag.

Parameter	Result	RL	MDL	DF	Qual	Parameter	Result	RL	MDL	DF	Qual
Acetone	ND	10	6.1	1		1,3-Dichloropropane	ND	1.0	0.30	1	
Benzene	ND	0.50	0.26	1		2,2-Dichloropropane	ND	1.0	0.40	1	
Bromobenzene	ND	1.0	0.47	1		1,1-Dichloropropene	ND	1.0	0.21	1	
Bromochloromethane	ND	1.0	0.68	1		c-1,3-Dichloropropene	ND	0.50	0.45	1	
Bromodichloromethane	ND	1.0	0.27	1		t-1,3-Dichloropropene	ND	0.50	0.31	1	
Bromoform	ND	1.0	0.62	1		Ethylbenzene	ND	1.0	0.17	1	
Bromomethane	ND	10	2.9	1		2-Hexanone	ND	10	1.9	1	
2-Butanone	ND	10	4.2	1		Isopropylbenzene	ND	1.0	0.24	1	
n-Butylbenzene	ND	1.0	0.29	1		p-Isopropyltoluene	ND	1.0	0.21	1	
sec-Butylbenzene	ND	1.0	0.21	1		Methylene Chloride	ND	10	2.6	1	
tert-Butylbenzene	ND	1.0	0.17	1		4-Methyl-2-Pentanone	ND	10	2.4	1	
Carbon Disulfide	ND	10	1.0	1		Naphthalene	ND	10	0.95	1	
Carbon Tetrachloride	ND	0.50	0.42	1		n-Propylbenzene	ND	1.0	0.30	1	
Chlorobenzene	ND	1.0	0.36	1		Styrene	ND	1.0	0.29	1	
Chloroethane	ND	1.0	0.52	1		1,1,1,2-Tetrachloroethane	ND	1.0	0.37	1	
Chloroform	ND	1.0	0.22	1		1,1,2,2-Tetrachloroethane	ND	1.0	0.37	1	
Chloromethane	ND	10	1.8	1		Tetrachloroethene	ND	1.0	0.29	1	
2-Chlorotoluene	ND	1.0	0.24	1		Toluene	ND	1.0	0.35	1	
4-Chlorotoluene	ND	1.0	0.30	1		1,2,3-Trichlorobenzene	ND	1.0	0.39	1	
Dibromochloromethane	ND	1.0	0.45	1		1,2,4-Trichlorobenzene	ND	1.0	0.35	1	
1,2-Dibromo-3-Chloropropane	ND	5.0	2.5	1		1,1,1-Trichloroethane	ND	1.0	0.32	1	
1,2-Dibromoethane	ND	1.0	0.81	1		1,1,2-Trichloro-1,2,2-Trifluoroethane	ND	10	0.54	1	
Dibromomethane	ND	1.0	0.42	1		1,1,2-Trichloroethane	ND	1.0	0.54	1	
1,2-Dichlorobenzene	ND	1.0	0.24	1		Trichloroethene	ND	1.0	0.30	1	
1,3-Dichlorobenzene	ND	1.0	0.38	1		Trichlorofluoromethane	ND	10	0.36	1	
1,4-Dichlorobenzene	ND	1.0	0.30	1		1,2,3-Trichloropropane	ND	5.0	2.3	1	
Dichlorodifluoromethane	ND	1.0	0.27	1		1,2,4-Trimethylbenzene	ND	1.0	0.26	1	
1,1-Dichloroethane	ND	1.0	0.53	1		1,3,5-Trimethylbenzene	ND	1.0	0.19	1	
1,2-Dichloroethane	ND	0.50	0.22	1		Vinyl Acetate	ND	10	3.2	1	
1,1-Dichloroethene	ND	1.0	0.31	1		Vinyl Chloride	ND	0.50	0.33	1	
c-1,2-Dichloroethene	ND	1.0	0.35	1		p/m-Xylene	ND	1.0	0.38	1	
t-1,2-Dichloroethene	ND	1.0	0.29	1		o-Xylene	ND	1.0	0.21	1	
1,2-Dichloropropane	ND	1.0	0.28	1		Methyl-t-Butyl Ether (MTBE)	ND	1.0	0.29	1	

Surrogates:	REC (%)	Control Limits	Qual	Surrogates:	REC (%)	Control Limits	Qual
Dibromofluoromethane	100	74-140		1,2-Dichloroethane-d4	109	74-146	
Toluene-d8	97	88-112		1,4-Bromofluorobenzene	98	74-110	

RL - Reporting Limit , DF - Dilution Factor , Qual - Qualifiers

Calscience Environmental Laboratories, Inc.

Analytical Report

Tetra Tech, Inc.	Date Received:	07/10/06
348 West Hospitality Lane, Ste 100	Work Order No:	06-07-0361
San Bernardino, CA 92408-3216	Preparation:	EPA 5030B
	Method:	EPA 8260B
	Units:	ug/L
Project: LMC Beaumont Site 1 / TC #18086-02		Page 7 of 9

Client Sample Number	Lab Sample Number	Date Collected	Matrix	Date Prepared	Date Analyzed	QC Batch ID
Method Blank	**099-10-006-18,491**	**N/A**	**Aqueous**	**07/11/06**	**07/11/06**	**060711L01**

Comment(s): -Results were evaluated to the MDL, concentrations >= to the MDL but < RL, if found, are qualified with a "J" flag.

Parameter	Result	RL	MDL	DF	Qual	Parameter	Result	RL	MDL	DF	Qual
Acetone	ND	10	6.1	1		1,3-Dichloropropane	ND	1.0	0.30	1	
Benzene	ND	0.50	0.26	1		2,2-Dichloropropane	ND	1.0	0.40	1	
Bromobenzene	ND	1.0	0.47	1		1,1-Dichloropropene	ND	1.0	0.21	1	
Bromochloromethane	ND	1.0	0.68	1		c-1,3-Dichloropropene	ND	0.50	0.45	1	
Bromodichloromethane	ND	1.0	0.27	1		t-1,3-Dichloropropene	ND	0.50	0.31	1	
Bromoform	ND	1.0	0.62	1		Ethylbenzene	ND	1.0	0.17	1	
Bromomethane	ND	10	2.9	1		2-Hexanone	ND	10	1.9	1	
2-Butanone	ND	10	4.2	1		Isopropylbenzene	ND	1.0	0.24	1	
n-Butylbenzene	ND	1.0	0.29	1		p-Isopropyltoluene	ND	1.0	0.21	1	
sec-Butylbenzene	ND	1.0	0.21	1		Methylene Chloride	ND	10	2.6	1	
tert-Butylbenzene	ND	1.0	0.17	1		4-Methyl-2-Pentanone	ND	10	2.4	1	
Carbon Disulfide	ND	10	1.0	1		Naphthalene	ND	10	0.95	1	
Carbon Tetrachloride	ND	0.50	0.42	1		n-Propylbenzene	ND	1.0	0.30	1	
Chlorobenzene	ND	1.0	0.36	1		Styrene	ND	1.0	0.29	1	
Chloroethane	ND	1.0	0.52	1		1,1,1,2-Tetrachloroethane	ND	1.0	0.37	1	
Chloroform	ND	1.0	0.22	1		1,1,2,2-Tetrachloroethane	ND	1.0	0.37	1	
Chloromethane	ND	10	1.8	1		Tetrachloroethene	ND	1.0	0.29	1	
2-Chlorotoluene	ND	1.0	0.24	1		Toluene	ND	1.0	0.35	1	
4-Chlorotoluene	ND	1.0	0.30	1		1,2,3-Trichlorobenzene	ND	1.0	0.39	1	
Dibromochloromethane	ND	1.0	0.45	1		1,2,4-Trichlorobenzene	ND	1.0	0.35	1	
1,2-Dibromo-3-Chloropropane	ND	5.0	2.5	1		1,1,1-Trichloroethane	ND	1.0	0.32	1	
1,2-Dibromoethane	ND	1.0	0.81	1		1,1,2-Trichloro-1,2,2-Trifluoroethane	ND	10	0.54	1	
Dibromomethane	ND	1.0	0.42	1		1,1,2-Trichloroethane	ND	1.0	0.54	1	
1,2-Dichlorobenzene	ND	1.0	0.24	1		Trichloroethene	ND	1.0	0.30	1	
1,3-Dichlorobenzene	ND	1.0	0.38	1		Trichlorofluoromethane	ND	10	0.36	1	
1,4-Dichlorobenzene	ND	1.0	0.30	1		1,2,3-Trichloropropane	ND	5.0	2.3	1	
Dichlorodifluoromethane	ND	1.0	0.27	1		1,2,4-Trimethylbenzene	ND	1.0	0.26	1	
1,1-Dichloroethane	ND	1.0	0.53	1		1,3,5-Trimethylbenzene	ND	1.0	0.19	1	
1,2-Dichloroethane	ND	0.50	0.22	1		Vinyl Acetate	ND	10	3.2	1	
1,1-Dichloroethene	ND	1.0	0.31	1		Vinyl Chloride	ND	0.50	0.33	1	
c-1,2-Dichloroethene	ND	1.0	0.35	1		p/m-Xylene	ND	1.0	0.38	1	
t-1,2-Dichloroethene	ND	1.0	0.29	1		o-Xylene	ND	1.0	0.21	1	
1,2-Dichloropropane	ND	1.0	0.28	1		Methyl-t-Butyl Ether (MTBE)	ND	1.0	0.29	1	

Surrogates:	REC (%)	Control Limits	Qual	Surrogates:	REC (%)	Control Limits	Qual
Dibromofluoromethane	104	74-140		1,2-Dichloroethane-d4	110	74-146	
Toluene-d8	98	88-112		1,4-Bromofluorobenzene	98	74-110	

RL - Reporting Limit , DF - Dilution Factor , Qual - Qualifiers

Calscience Environmental Laboratories, Inc.

Analytical Report

Tetra Tech, Inc.	Date Received:	07/10/06
348 West Hospitality Lane, Ste 100	Work Order No:	06-07-0361
San Bernardino, CA 92408-3216	Preparation:	EPA 5030B
	Method:	EPA 8260B
	Units:	ug/L
Project: LMC Beaumont Site 1 / TC #18086-02		Page 8 of 9

Client Sample Number	Lab Sample Number	Date Collected	Matrix	Date Prepared	Date Analyzed	QC Batch ID
Method Blank	**099-10-006-18,498**	**N/A**	**Aqueous**	**07/12/06**	**07/12/06**	**060712L01**

Comment(s): -Results were evaluated to the MDL, concentrations >= to the MDL but < RL, if found, are qualified with a "J" flag.

Parameter	Result	RL	MDL	DF	Qual	Parameter	Result	RL	MDL	DF	Qual
Acetone	ND	10	6.1	1		1,3-Dichloropropane	ND	1.0	0.30	1	
Benzene	ND	0.50	0.26	1		2,2-Dichloropropane	ND	1.0	0.40	1	
Bromobenzene	ND	1.0	0.47	1		1,1-Dichloropropene	ND	1.0	0.21	1	
Bromochloromethane	ND	1.0	0.68	1		c-1,3-Dichloropropene	ND	0.50	0.45	1	
Bromodichloromethane	ND	1.0	0.27	1		t-1,3-Dichloropropene	ND	0.50	0.31	1	
Bromoform	ND	1.0	0.62	1		Ethylbenzene	ND	1.0	0.17	1	
Bromomethane	ND	10	2.9	1		2-Hexanone	ND	10	1.9	1	
2-Butanone	ND	10	4.2	1		Isopropylbenzene	ND	1.0	0.24	1	
n-Butylbenzene	ND	1.0	0.29	1		p-Isopropyltoluene	ND	1.0	0.21	1	
sec-Butylbenzene	ND	1.0	0.21	1		Methylene Chloride	ND	10	2.6	1	
tert-Butylbenzene	ND	1.0	0.17	1		4-Methyl-2-Pentanone	ND	10	2.4	1	
Carbon Disulfide	ND	10	1.0	1		Naphthalene	ND	10	0.95	1	
Carbon Tetrachloride	ND	0.50	0.42	1		n-Propylbenzene	ND	1.0	0.30	1	
Chlorobenzene	ND	1.0	0.36	1		Styrene	ND	1.0	0.29	1	
Chloroethane	ND	1.0	0.52	1		1,1,1,2-Tetrachloroethane	ND	1.0	0.37	1	
Chloroform	ND	1.0	0.22	1		1,1,2,2-Tetrachloroethane	ND	1.0	0.37	1	
Chloromethane	ND	10	1.8	1		Tetrachloroethene	ND	1.0	0.29	1	
2-Chlorotoluene	ND	1.0	0.24	1		Toluene	ND	1.0	0.35	1	
4-Chlorotoluene	ND	1.0	0.30	1		1,2,3-Trichlorobenzene	ND	1.0	0.39	1	
Dibromochloromethane	ND	1.0	0.45	1		1,2,4-Trichlorobenzene	ND	1.0	0.35	1	
1,2-Dibromo-3-Chloropropane	ND	5.0	2.5	1		1,1,1-Trichloroethane	ND	1.0	0.32	1	
1,2-Dibromoethane	ND	1.0	0.81	1		1,1,2-Trichloro-1,2,2-Trifluoroethane	ND	10	0.54	1	
Dibromomethane	ND	1.0	0.42	1		1,1,2-Trichloroethane	ND	1.0	0.54	1	
1,2-Dichlorobenzene	ND	1.0	0.24	1		Trichloroethene	ND	1.0	0.30	1	
1,3-Dichlorobenzene	ND	1.0	0.38	1		Trichlorofluoromethane	ND	10	0.36	1	
1,4-Dichlorobenzene	ND	1.0	0.30	1		1,2,3-Trichloropropane	ND	5.0	2.3	1	
Dichlorodifluoromethane	ND	1.0	0.27	1		1,2,4-Trimethylbenzene	ND	1.0	0.26	1	
1,1-Dichloroethane	ND	1.0	0.53	1		1,3,5-Trimethylbenzene	ND	1.0	0.19	1	
1,2-Dichloroethane	ND	0.50	0.22	1		Vinyl Acetate	ND	10	3.2	1	
1,1-Dichloroethene	ND	1.0	0.31	1		Vinyl Chloride	ND	0.50	0.33	1	
c-1,2-Dichloroethene	ND	1.0	0.35	1		p/m-Xylene	ND	1.0	0.38	1	
t-1,2-Dichloroethene	ND	1.0	0.29	1		o-Xylene	ND	1.0	0.21	1	
1,2-Dichloropropane	ND	1.0	0.28	1		Methyl-t-Butyl Ether (MTBE)	ND	1.0	0.29	1	

Surrogates:	REC (%)	Control Limits	Qual	Surrogates:	REC (%)	Control Limits	Qual
Dibromofluoromethane	106	74-140		1,2-Dichloroethane-d4	112	74-146	
Toluene-d8	93	88-112		1,4-Bromofluorobenzene	85	74-110	

RL - Reporting Limit , DF - Dilution Factor , Qual - Qualifiers

Calscience Environmental Laboratories, Inc.

Analytical Report

Tetra Tech, Inc.	Date Received:	07/10/06
348 West Hospitality Lane, Ste 100	Work Order No:	06-07-0361
San Bernardino, CA 92408-3216	Preparation:	EPA 5030B
	Method:	EPA 8260B
	Units:	ug/L
Project: LMC Beaumont Site 1 / TC #18086-02		Page 9 of 9

Client Sample Number	Lab Sample Number	Date Collected	Matrix	Date Prepared	Date Analyzed	QC Batch ID
Method Blank	**099-10-006-18,510**	**N/A**	**Aqueous**	**07/13/06**	**07/13/06**	**060713L01**

Comment(s): -Results were evaluated to the MDL, concentrations >= to the MDL but < RL, if found, are qualified with a "J" flag.

Parameter	Result	RL	MDL	DF	Qual	Parameter	Result	RL	MDL	DF	Qual
Acetone	ND	10	6.1	1		1,3-Dichloropropane	ND	1.0	0.30	1	
Benzene	ND	0.50	0.26	1		2,2-Dichloropropane	ND	1.0	0.40	1	
Bromobenzene	ND	1.0	0.47	1		1,1-Dichloropropene	ND	1.0	0.21	1	
Bromochloromethane	ND	1.0	0.68	1		c-1,3-Dichloropropene	ND	0.50	0.45	1	
Bromodichloromethane	ND	1.0	0.27	1		t-1,3-Dichloropropene	ND	0.50	0.31	1	
Bromoform	ND	1.0	0.62	1		Ethylbenzene	ND	1.0	0.17	1	
Bromomethane	ND	10	2.9	1		2-Hexanone	ND	10	1.9	1	
2-Butanone	ND	10	4.2	1		Isopropylbenzene	ND	1.0	0.24	1	
n-Butylbenzene	ND	1.0	0.29	1		p-Isopropyltoluene	ND	1.0	0.21	1	
sec-Butylbenzene	ND	1.0	0.21	1		Methylene Chloride	ND	10	2.6	1	
tert-Butylbenzene	ND	1.0	0.17	1		4-Methyl-2-Pentanone	ND	10	2.4	1	
Carbon Disulfide	ND	10	1.0	1		Naphthalene	ND	10	0.95	1	
Carbon Tetrachloride	ND	0.50	0.42	1		n-Propylbenzene	ND	1.0	0.30	1	
Chlorobenzene	ND	1.0	0.36	1		Styrene	ND	1.0	0.29	1	
Chloroethane	ND	1.0	0.52	1		1,1,1,2-Tetrachloroethane	ND	1.0	0.37	1	
Chloroform	ND	1.0	0.22	1		1,1,2,2-Tetrachloroethane	ND	1.0	0.37	1	
Chloromethane	ND	10	1.8	1		Tetrachloroethene	ND	1.0	0.29	1	
2-Chlorotoluene	ND	1.0	0.24	1		Toluene	ND	1.0	0.35	1	
4-Chlorotoluene	ND	1.0	0.30	1		1,2,3-Trichlorobenzene	ND	1.0	0.39	1	
Dibromochloromethane	ND	1.0	0.45	1		1,2,4-Trichlorobenzene	ND	1.0	0.35	1	
1,2-Dibromo-3-Chloropropane	ND	5.0	2.5	1		1,1,1-Trichloroethane	ND	1.0	0.32	1	
1,2-Dibromoethane	ND	1.0	0.81	1		1,1,2-Trichloro-1,2,2-Trifluoroethane	ND	10	0.54	1	
Dibromomethane	ND	1.0	0.42	1		1,1,2-Trichloroethane	ND	1.0	0.54	1	
1,2-Dichlorobenzene	ND	1.0	0.24	1		Trichloroethene	ND	1.0	0.30	1	
1,3-Dichlorobenzene	ND	1.0	0.38	1		Trichlorofluoromethane	ND	10	0.36	1	
1,4-Dichlorobenzene	ND	1.0	0.30	1		1,2,3-Trichloropropane	ND	5.0	2.3	1	
Dichlorodifluoromethane	ND	1.0	0.27	1		1,2,4-Trimethylbenzene	ND	1.0	0.26	1	
1,1-Dichloroethane	ND	1.0	0.53	1		1,3,5-Trimethylbenzene	ND	1.0	0.19	1	
1,2-Dichloroethane	ND	0.50	0.22	1		Vinyl Acetate	ND	10	3.2	1	
1,1-Dichloroethene	ND	1.0	0.31	1		Vinyl Chloride	ND	0.50	0.33	1	
c-1,2-Dichloroethene	ND	1.0	0.35	1		p/m-Xylene	ND	1.0	0.38	1	
t-1,2-Dichloroethene	ND	1.0	0.29	1		o-Xylene	ND	1.0	0.21	1	
1,2-Dichloropropane	ND	1.0	0.28	1		Methyl-t-Butyl Ether (MTBE)	ND	1.0	0.29	1	

Surrogates:	REC (%)	Control Limits	Qual	Surrogates:	REC (%)	Control Limits	Qual
Dibromofluoromethane	108	74-140		1,2-Dichloroethane-d4	114	74-146	
Toluene-d8	93	88-112		1,4-Bromofluorobenzene	82	74-110	

RL - Reporting Limit , DF - Dilution Factor , Qual - Qualifiers

Calscience Environmental Laboratories, Inc.

EPA 8260B Tentatively Identified Compound List

Work Order	CEL Sample	Client ID	Q	Compound	CAS NUMBER	RT	On Column Conc. ug/L	Estimated Conc. ug/L
06-07-0361				No TICs found for all samples				

Q Qualifier
RT Retention Time

7440 Lincoln Way, Garden Grove, CA 92841-1432 • TEL: (714) 895-5494 • FAX: (714) 894-7501

Calscience Environmental Laboratories, Inc.

Analytical Report

Tetra Tech, Inc.		Date Received:	07/10/06
348 West Hospitality Lane, Ste 100		Work Order No:	06-07-0361
San Bernardino, CA 92408-3216		Preparation:	EPA 5030B
		Method:	SRL 524M-TCP

Project: LMC Beaumont Site 1 / TC #18086-02

Client Sample Number	Lab Sample Number	Date Collected	Matrix	Date Prepared	Date Analyzed	QC Batch ID
LEB-071006-GP	**06-07-0361-2**	**07/10/06**	**Aqueous**	**07/11/06**	**07/11/06**	**060711L01**

Comment(s): -Results were evaluated to the MDL, concentrations >= to the MDL but < RL, if found, are qualified with a "J" flag.

Parameter	Result	RL	MDL	DF	Qual	Units
1,2,3-Trichloropropane	0.0038	0.0050	0.0017	1	J,B	ug/L

Client Sample Number	Lab Sample Number	Date Collected	Matrix	Date Prepared	Date Analyzed	QC Batch ID
MW-57D	**06-07-0361-3**	**07/10/06**	**Aqueous**	**07/11/06**	**07/11/06**	**060711L01**

Comment(s): -Results were evaluated to the MDL, concentrations >= to the MDL but < RL, if found, are qualified with a "J" flag.

Parameter	Result	RL	MDL	DF	Qual	Units
1,2,3-Trichloropropane	0.0028	0.0050	0.0017	1	J,B	ug/L

Client Sample Number	Lab Sample Number	Date Collected	Matrix	Date Prepared	Date Analyzed	QC Batch ID
MW-66	**06-07-0361-5**	**07/10/06**	**Aqueous**	**07/11/06**	**07/11/06**	**060711L01**

Comment(s): -Results were evaluated to the MDL, concentrations >= to the MDL but < RL, if found, are qualified with a "J" flag.

Parameter	Result	RL	MDL	DF	Qual	Units
1,2,3-Trichloropropane	0.0032	0.0050	0.0017	1	J,B	ug/L

Client Sample Number	Lab Sample Number	Date Collected	Matrix	Date Prepared	Date Analyzed	QC Batch ID
Method Blank	**099-10-022-248**	**N/A**	**Aqueous**	**07/11/06**	**07/11/06**	**060711L01**

Comment(s): -Results were evaluated to the MDL, concentrations >= to the MDL but < RL, if found, are qualified with a "J" flag.

Parameter	Result	RL	MDL	DF	Qual	Units
1,2,3-Trichloropropane	0.0028	0.0050	0.0017	1	J	ug/L

RL - Reporting Limit , DF - Dilution Factor , Qual - Qualifiers

Calscience Environmental Laboratories, Inc.

Analytical Report

Tetra Tech, Inc.
348 West Hospitality Lane, Ste 100
San Bernardino, CA 92408-3216

Date Received: 07/10/06
Work Order No: 06-07-0361

Project: LMC Beaumont Site 1 / TC #18086-02

Client Sample Number	Lab Sample Number	Date Collected	Matrix
LEB-071006-GP	**06-07-0361-2**	**07/10/06**	**Aqueous**

Comment(s): (1) Results were evaluated to the MDL, concentrations >= to the MDL but < RL, if found, are qualified with a "J" flag.

Parameter	Result	RL	MDL	DF	Qual	Units	Date Prepared	Date Analyzed	Method
Chromium, Hexavalent (1)	0.12	0.20	0.0050	1	J,B	ug/L	N/A	07/10/06	EPA 218.6
Perchlorate (1)	ND	2.0	0.43	1		ug/L	N/A	07/13/06	EPA 314.0

Client Sample Number	Lab Sample Number	Date Collected	Matrix
MW-57D	**06-07-0361-3**	**07/10/06**	**Aqueous**

Parameter	Result	RL	MDL	DF	Qual	Units	Date Prepared	Date Analyzed	Method
Chromium, Hexavalent	2.3	0.2	0.0050	1	B	ug/L	N/A	07/10/06	EPA 218.6
Perchlorate	830	200	43	100		ug/L	N/A	07/13/06	EPA 314.0

Client Sample Number	Lab Sample Number	Date Collected	Matrix
MW-59C	**06-07-0361-4**	**07/10/06**	**Aqueous**

Parameter	Result	RL	MDL	DF	Qual	Units	Date Prepared	Date Analyzed	Method
Perchlorate	4900	200	43	100		ug/L	N/A	07/13/06	EPA 314.0

Client Sample Number	Lab Sample Number	Date Collected	Matrix
MW-66	**06-07-0361-5**	**07/10/06**	**Aqueous**

Comment(s): (1) Results were evaluated to the MDL, concentrations >= to the MDL but < RL, if found, are qualified with a "J" flag.

Parameter	Result	RL	MDL	DF	Qual	Units	Date Prepared	Date Analyzed	Method
Chromium, Hexavalent (1)	0.10	0.20	0.0050	1	J,B	ug/L	N/A	07/10/06	EPA 218.6
Perchlorate	1600	200	43	100		ug/L	N/A	07/13/06	EPA 314.0

Client Sample Number	Lab Sample Number	Date Collected	Matrix
LEB-071006-B	**06-07-0361-6**	**07/10/06**	**Aqueous**

Comment(s): (1) Results were evaluated to the MDL, concentrations >= to the MDL but < RL, if found, are qualified with a "J" flag.

Parameter	Result	RL	MDL	DF	Qual	Units	Date Prepared	Date Analyzed	Method
Perchlorate (1)	ND	2.0	0.43	1		ug/L	N/A	07/13/06	EPA 314.0

RL - Reporting Limit , DF - Dilution Factor , Qual - Qualifiers

Calscience Environmental Laboratories, Inc.

Analytical Report

Tetra Tech, Inc.	Date Received:	07/10/06
348 West Hospitality Lane, Ste 100	Work Order No:	06-07-0361
San Bernardino, CA 92408-3216		

Project: LMC Beaumont Site 1 / TC #18086-02

Client Sample Number	Lab Sample Number	Date Collected	Matrix
Method Blank		**N/A**	**Aqueous**

Comment(s): (1) Results were evaluated to the MDL, concentrations >= to the MDL but < RL, if found, are qualified with a "J" flag.

Parameter	Result	RL	MDL	DF	Qual	Units	Date Prepared	Date Analyzed	Method
Chromium, Hexavalent (1)	0.033	0.20	0.0050	1	J	ug/L	N/A	07/10/06	EPA 218.6
Perchlorate (1)	ND	2.0	0.43	1		ug/L	N/A	07/12/06	EPA 314.0

RL - Reporting Limit , DF - Dilution Factor , Qual - Qualifiers

Calscience Environmental Laboratories, Inc.

Quality Control - Spike/Spike Duplicate

Tetra Tech, Inc.
348 West Hospitality Lane, Ste 100
San Bernardino, CA 92408-3216

Date Received: 07/10/06
Work Order No: 06-07-0361
Preparation: EPA 3010A Total
Method: EPA 6010B

Project LMC Beaumont Site 1 / TC #18086-02

Quality Control Sample ID	Matrix	Instrument	Date Prepared	Date Analyzed	MS/MSD Batch Number
06-07-0181-2	**Aqueous**	**ICP 3300**	**07/10/06**	**07/10/06**	**060710S06**

Parameter	MS %REC	MSD %REC	%REC CL	RPD	RPD CL	Qualifiers
Arsenic	109	108	80-140	2	0-11	
Beryllium	111	109	89-119	2	0-8	
Cadmium	108	106	82-124	2	0-7	
Lead	113	110	84-120	2	0-7	

RPD - Relative Percent Difference , CL - Control Limit

Calscience Environmental Laboratories, Inc.

Quality Control - Spike/Spike Duplicate

Tetra Tech, Inc.
348 West Hospitality Lane, Ste 100
San Bernardino, CA 92408-3216

Date Received: 07/10/06
Work Order No: 06-07-0361
Preparation: EPA 3520B
Method: EPA 8270C

Project LMC Beaumont Site 1 / TC #18086-02

Quality Control Sample ID	Matrix	Instrument	Date Prepared	Date Analyzed	MS/MSD Batch Number
06-07-0417-4	**Aqueous**	**GC/MS P**	**07/11/06**	**07/14/06**	**060711S11**

Parameter	MS %REC	MSD %REC	%REC CL	RPD	RPD CL	Qualifiers
Phenol	73	75	6-138	2	0-39	
2-Chlorophenol	83	77	48-120	7	0-26	
1,4-Dichlorobenzene	67	68	13-145	1	0-26	
N-Nitroso-di-n-propylamine	62	65	60-144	4	0-40	
4-Chloro-3-Methylphenol	75	75	58-130	0	0-27	
Acenaphthene	101	83	46-136	19	0-19	
4-Nitrophenol	154	101	8-176	41	0-34	4
2,4-Dinitrotoluene	152	97	54-144	44	0-17	3,4
Pentachlorophenol	92	65	52-136	35	0-35	
Pyrene	22	48	39-165	73	0-56	3,4
1,2,4-Trichlorobenzene	75	70	28-136	7	0-27	

RPD - Relative Percent Difference , CL - Control Limit

Calscience Environmental Laboratories, Inc.

Quality Control - Spike/Spike Duplicate

Tetra Tech, Inc.
348 West Hospitality Lane, Ste 100
San Bernardino, CA 92408-3216

Date Received: 07/10/06
Work Order No: 06-07-0361
Preparation: EPA 3520B
Method: EPA 8270C(M) Isotope Dilution

Project LMC Beaumont Site 1 / TC #18086-02

Quality Control Sample ID	Matrix	Instrument	Date Prepared	Date Analyzed	MS/MSD Batch Number
06-07-0417-4	**Aqueous**	**GC/MS P**	**07/11/06**	**07/14/06**	**060711S11A**

Parameter	MS %REC	MSD %REC	%REC CL	RPD	RPD CL	Qualifiers
1,4-Dioxane	81	81	50-130	0	0-20	

RPD - Relative Percent Difference , CL - Control Limit

Calscience Environmental Laboratories, Inc.

Quality Control - Spike/Spike Duplicate

Tetra Tech, Inc.
348 West Hospitality Lane, Ste 100
San Bernardino, CA 92408-3216

Date Received: 07/10/06
Work Order No: 06-07-0361
Preparation: Extraction
Method: EPA 8330

Project LMC Beaumont Site 1 / TC #18086-02

Quality Control Sample ID	Matrix	Instrument	Date Prepared	Date Analyzed	MS/MSD Batch Number
06-07-0417-4	**Aqueous**	**HPLC 7**	**07/17/06**	**07/21/06**	**060717S04**

Parameter	MS %REC	MSD %REC	%REC CL	RPD	RPD CL	Qualifiers
4-Amino-2,6-DNT	57	65	40-160	13	0-20	
2-Amino-4,6-DNT	68	68	40-160	0	0-20	
1,3-Dinitrobenzene	69	68	40-160	2	0-20	
2,4-Dinitrotoluene	75	79	40-160	5	0-20	
2,6-Dinitrotoluene	70	68	40-160	2	0-20	
HMX	72	76	40-160	5	0-20	
Nitrobenzene	69	65	40-160	6	0-20	
2-Nitrotoluene	70	71	40-160	1	0-20	
3-Nitrotoluene	69	68	40-160	2	0-20	
4-Nitrotoluene	66	71	40-160	7	0-20	
RDX	70	65	40-160	6	0-20	
Tetryl	129	122	40-160	6	0-20	
1,3,5-Trinitrobenzene	81	78	40-160	4	0-20	
2,4,6-Trinitrotoluene	88	81	40-160	8	0-20	

RPD - Relative Percent Difference , CL - Control Limit

Calscience Environmental Laboratories, Inc.

Quality Control - Spike/Spike Duplicate

Tetra Tech, Inc.
348 West Hospitality Lane, Ste 100
San Bernardino, CA 92408-3216

Date Received: 07/10/06
Work Order No: 06-07-0361
Preparation: EPA 5030B
Method: EPA 8260B

Project LMC Beaumont Site 1 / TC #18086-02

Quality Control Sample ID	Matrix	Instrument	Date Prepared	Date Analyzed	MS/MSD Batch Number
MW-57D	**Aqueous**	**GC/MS L**	**07/11/06**	**07/11/06**	**060711S01**

Parameter	MS %REC	MSD %REC	%REC CL	RPD	RPD CL	Qualifiers
Benzene	96	96	88-118	1	0-7	
Carbon Tetrachloride	96	95	67-145	1	0-11	
Chlorobenzene	102	103	88-118	1	0-7	
1,2-Dichlorobenzene	102	105	86-116	2	0-8	
1,1-Dichloroethene	109	105	70-130	2	0-25	
Toluene	99	97	87-123	1	0-8	
Trichloroethene	100	98	79-127	1	0-10	
Vinyl Chloride	79	81	69-129	3	0-13	
Methyl-t-Butyl Ether (MTBE)	95	99	71-131	3	0-13	
Tert-Butyl Alcohol (TBA)	62	74	36-168	18	0-45	
Diisopropyl Ether (DIPE)	90	92	81-123	3	0-9	
Ethyl-t-Butyl Ether (ETBE)	80	82	72-126	3	0-12	
Tert-Amyl-Methyl Ether (TAME)	86	91	72-126	5	0-12	
Ethanol	86	80	53-149	8	0-31	

RPD - Relative Percent Difference , CL - Control Limit

Calscience Environmental Laboratories, Inc.

Quality Control - Spike/Spike Duplicate

Tetra Tech, Inc.
348 West Hospitality Lane, Ste 100
San Bernardino, CA 92408-3216

Date Received: 07/10/06
Work Order No: 06-07-0361
Preparation: EPA 5030B
Method: EPA 8260B

Project LMC Beaumont Site 1 / TC #18086-02

Quality Control Sample ID	Matrix	Instrument	Date Prepared	Date Analyzed	MS/MSD Batch Number
06-07-0411-2	**Aqueous**	**GC/MS CC**	**07/12/06**	**07/12/06**	**060712S01**

Parameter	MS %REC	MSD %REC	%REC CL	RPD	RPD CL	Qualifiers
Benzene	106	103	88-118	3	0-7	
Carbon Tetrachloride	111	107	67-145	4	0-11	
Chlorobenzene	107	103	88-118	4	0-7	
1,2-Dichlorobenzene	113	108	86-116	5	0-8	
1,1-Dichloroethene	97	93	70-130	5	0-25	
Toluene	115	110	87-123	5	0-8	
Trichloroethene	108	102	79-127	3	0-10	
Vinyl Chloride	89	87	69-129	2	0-13	
Methyl-t-Butyl Ether (MTBE)	125	123	71-131	2	0-13	
Tert-Butyl Alcohol (TBA)	201	200	36-168	1	0-45	3
Diisopropyl Ether (DIPE)	114	110	81-123	3	0-9	
Ethyl-t-Butyl Ether (ETBE)	116	115	72-126	1	0-12	
Tert-Amyl-Methyl Ether (TAME)	122	120	72-126	1	0-12	
Ethanol	140	138	53-149	1	0-31	

RPD - Relative Percent Difference , CL - Control Limit

Calscience Environmental Laboratories, Inc.

Quality Control - Spike/Spike Duplicate

Tetra Tech, Inc.
348 West Hospitality Lane, Ste 100
San Bernardino, CA 92408-3216

Date Received: 07/10/06
Work Order No: 06-07-0361
Preparation: EPA 5030B
Method: EPA 8260B

Project LMC Beaumont Site 1 / TC #18086-02

Quality Control Sample ID	Matrix	Instrument	Date Prepared	Date Analyzed	MS/MSD Batch Number
06-07-0411-4	**Aqueous**	**GC/MS CC**	**07/13/06**	**07/13/06**	**060713S01**

Parameter	MS %REC	MSD %REC	%REC CL	RPD	RPD CL	Qualifiers
Benzene	93	96	88-118	3	0-7	
Carbon Tetrachloride	97	99	67-145	1	0-11	
Chlorobenzene	94	96	88-118	2	0-7	
1,2-Dichlorobenzene	98	103	86-116	5	0-8	
1,1-Dichloroethene	82	80	70-130	1	0-25	
Toluene	102	104	87-123	2	0-8	
Trichloroethene	93	95	79-127	2	0-10	
Vinyl Chloride	78	79	69-129	1	0-13	
Methyl-t-Butyl Ether (MTBE)	102	103	71-131	1	0-13	
Tert-Butyl Alcohol (TBA)	164	137	36-168	18	0-45	
Diisopropyl Ether (DIPE)	99	100	81-123	1	0-9	
Ethyl-t-Butyl Ether (ETBE)	87	91	72-126	4	0-12	
Tert-Amyl-Methyl Ether (TAME)	88	94	72-126	7	0-12	
Ethanol	154	126	53-149	20	0-31	3

RPD - Relative Percent Difference , CL - Control Limit

Calscience Environmental Laboratories, Inc.

Quality Control - Spike/Spike Duplicate

Tetra Tech, Inc.
348 West Hospitality Lane, Ste 100
San Bernardino, CA 92408-3216

Date Received: 07/10/06
Work Order No: 06-07-0361
Preparation: EPA 5030B
Method: SRL 524M-TCP

Project LMC Beaumont Site 1 / TC #18086-02

Quality Control Sample ID	Matrix	Instrument	Date Prepared	Date Analyzed	MS/MSD Batch Number
06-07-0359-1	**Aqueous**	**GC/MS M**	**07/11/06**	**07/11/06**	**060711S01**

Parameter	MS %REC	MSD %REC	%REC CL	RPD	RPD CL	Qualifiers
1,2,3-Trichloropropane	82	86	80-120	4	0-20	
1,4-Dioxane	187	197	80-120	2	0-20	3

RPD - Relative Percent Difference , CL - Control Limit

Calscience Environmental Laboratories, Inc.

Quality Control - Spike/Spike Duplicate

Tetra Tech, Inc.
348 West Hospitality Lane, Ste 100
San Bernardino, CA 92408-3216

Date Received: N/A
Work Order No: 06-07-0361

Project: LMC Beaumont Site 1 / TC #18086-02

Matrix: Aqueous

Parameter	Method	Quality Control Sample ID	Date Analyzed	Date Extracted	MS% REC	MSD % REC	%REC CL	RPD	RPD CL	Qualifiers
Chromium, Hexavalent	EPA 218.6	LEB-071006-GP	07/10/06	N/A	104	106	85-121	2	0-4	
Perchlorate	EPA 314.0	06-07-0431-1	07/12/06	N/A	110	111	80-120	1	0-15	

RPD - Relative Percent Difference , CL - Control Limit

Calscience Environmental Laboratories, Inc.

Quality Control - Laboratory Control Sample

Tetra Tech, Inc.
348 West Hospitality Lane, Ste 100
San Bernardino, CA 92408-3216

Date Received: N/A
Work Order No: 06-07-0361
Preparation: EPA 3010A Total
Method: EPA 6010B

Project: LMC Beaumont Site 1 / TC #18086-02

Quality Control Sample ID	Matrix	Instrument	Date Analyzed	Lab File ID	LCS Batch Number
097-01-003-6,272	**Aqueous**	**ICP 3300**	**07/10/06**	**060710-I-06**	**060710L06**

Parameter	Conc Added	Conc Recovered	LCS %Rec	%Rec CL	Qualifiers
Arsenic	0.500	0.497	99	80-120	
Beryllium	0.500	0.509	102	80-120	
Cadmium	0.500	0.517	103	80-120	
Lead	0.500	0.520	104	80-120	

RPD - Relative Percent Difference , CL - Control Limit

Calscience Environmental Laboratories, Inc.

Quality Control - LCS/LCS Duplicate

Tetra Tech, Inc.
348 West Hospitality Lane, Ste 100
San Bernardino, CA 92408-3216

Date Received: N/A
Work Order No: 06-07-0361
Preparation: EPA 3520B
Method: EPA 8270C

Project: LMC Beaumont Site 1 / TC #18086-02

Quality Control Sample ID	Matrix	Instrument	Date Prepared	Date Analyzed	LCS/LCSD Batch Number
095-01-003-1,966	**Aqueous**	**GC/MS P**	**07/11/06**	**07/13/06**	**060711L11**

Parameter	LCS %REC	LCSD %REC	%REC CL	RPD	RPD CL	Qualifiers
Phenol	75	70	4-142	8	0-24	
2-Chlorophenol	78	76	53-113	3	0-17	
1,4-Dichlorobenzene	54	53	50-122	1	0-19	
N-Nitroso-di-n-propylamine	69	58	56-146	18	0-22	
4-Chloro-3-Methylphenol	78	72	55-121	7	0-18	
Acenaphthene	80	87	55-139	9	0-17	
4-Nitrophenol	82	91	1-145	10	0-29	
2,4-Dinitrotoluene	95	110	41-161	14	0-22	
Pentachlorophenol	69	71	34-130	3	0-23	
Pyrene	54	61	38-170	12	0-27	
1,2,4-Trichlorobenzene	56	55	49-121	1	0-19	

RPD - Relative Percent Difference , CL - Control Limit

Calscience Environmental Laboratories, Inc.

Quality Control - LCS/LCS Duplicate

Tetra Tech, Inc.		Date Received:	N/A
348 West Hospitality Lane, Ste 100		Work Order No:	06-07-0361
San Bernardino, CA 92408-3216		Preparation:	EPA 3520B
		Method:	EPA 8270C(M) Isotope Dilution

Project: LMC Beaumont Site 1 / TC #18086-02

Quality Control Sample ID	Matrix	Instrument	Date Prepared	Date Analyzed	LCS/LCSD Batch Number
099-09-004-611	**Aqueous**	**GC/MS P**	**07/11/06**	**07/13/06**	**060711L11**

Parameter	LCS %REC	LCSD %REC	%REC CL	RPD	RPD CL	Qualifiers
1,4-Dioxane	83	82	50-130	1	0-20	

RPD - Relative Percent Difference , CL - Control Limit

Calscience Environmental Laboratories, Inc.

Quality Control - LCS/LCS Duplicate

Tetra Tech, Inc.
348 West Hospitality Lane, Ste 100
San Bernardino, CA 92408-3216

Date Received: N/A
Work Order No: 06-07-0361
Preparation: EPA 3520B
Method: EPA 1625CM

Project: LMC Beaumont Site 1 / TC #18086-02

Quality Control Sample ID	Matrix	Instrument	Date Prepared	Date Analyzed	LCS/LCSD Batch Number
099-07-027-256	**Aqueous**	**GC/MS H**	**07/11/06**	**07/14/06**	**060711L13**

Parameter	LCS %REC	LCSD %REC	%REC CL	RPD	RPD CL	Qualifiers
N-Nitrosodimethylamine	77	80	50-130	3	0-20	

RPD - Relative Percent Difference , CL - Control Limit

Calscience Environmental Laboratories, Inc.

Quality Control - LCS/LCS Duplicate

Tetra Tech, Inc.
348 West Hospitality Lane, Ste 100
San Bernardino, CA 92408-3216

Date Received: N/A
Work Order No: 06-07-0361
Preparation: Extraction
Method: EPA 8330

Project: LMC Beaumont Site 1 / TC #18086-02

Quality Control Sample ID	Matrix	Instrument	Date Prepared	Date Analyzed	LCS/LCSD Batch Number
099-10-032-45	**Aqueous**	**HPLC 7**	**07/17/06**	**07/21/06**	**060717L04**

Parameter	LCS %REC	LCSD %REC	%REC CL	RPD	RPD CL	Qualifiers
4-Amino-2,6-DNT	66	65	40-160	2	0-20	
2-Amino-4,6-DNT	75	78	40-160	4	0-20	
1,3-Dinitrobenzene	73	75	40-160	2	0-20	
2,4-Dinitrotoluene	78	86	40-160	10	0-20	
2,6-Dinitrotoluene	76	80	40-160	5	0-20	
HMX	82	81	40-160	1	0-20	
Nitrobenzene	73	72	40-160	2	0-20	
2-Nitrotoluene	78	75	40-160	4	0-20	
3-Nitrotoluene	69	71	40-160	3	0-20	
4-Nitrotoluene	80	75	40-160	7	0-20	
RDX	83	83	40-160	1	0-20	
Tetryl	117	126	40-160	8	0-20	
1,3,5-Trinitrobenzene	83	88	40-160	6	0-20	
2,4,6-Trinitrotoluene	81	90	40-160	11	0-20	

RPD - Relative Percent Difference , CL - Control Limit

Calscience Environmental Laboratories, Inc.

Quality Control - LCS/LCS Duplicate

Tetra Tech, Inc.
348 West Hospitality Lane, Ste 100
San Bernardino, CA 92408-3216

Date Received: N/A
Work Order No: 06-07-0361
Preparation: EPA 5030B
Method: EPA 8260B

Project: LMC Beaumont Site 1 / TC #18086-02

Quality Control Sample ID	Matrix	Instrument	Date Prepared	Date Analyzed	LCS/LCSD Batch Number
099-10-006-18,491	**Aqueous**	**GC/MS L**	**07/11/06**	**07/11/06**	**060711L01**

Parameter	LCS %REC	LCSD %REC	%REC CL	RPD	RPD CL	Qualifiers
Benzene	94	99	84-120	5	0-8	
Carbon Tetrachloride	95	96	63-147	1	0-10	
Chlorobenzene	101	105	89-119	4	0-7	
1,2-Dichlorobenzene	100	105	89-119	6	0-9	
1,1-Dichloroethene	86	86	77-125	1	0-16	
Toluene	95	100	83-125	6	0-9	
Trichloroethene	100	102	89-119	2	0-8	
Vinyl Chloride	92	91	63-135	1	0-13	
Methyl-t-Butyl Ether (MTBE)	98	99	82-118	2	0-13	
Tert-Butyl Alcohol (TBA)	71	73	46-154	3	0-32	
Diisopropyl Ether (DIPE)	92	93	81-123	1	0-11	
Ethyl-t-Butyl Ether (ETBE)	86	87	74-122	1	0-12	
Tert-Amyl-Methyl Ether (TAME)	91	94	76-124	3	0-10	
Ethanol	87	93	60-138	7	0-32	

RPD - Relative Percent Difference , CL - Control Limit

Calscience Environmental Laboratories, Inc.

Quality Control - LCS/LCS Duplicate

Tetra Tech, Inc.
348 West Hospitality Lane, Ste 100
San Bernardino, CA 92408-3216

Date Received: N/A
Work Order No: 06-07-0361
Preparation: EPA 5030B
Method: EPA 8260B

Project: LMC Beaumont Site 1 / TC #18086-02

Quality Control Sample ID	Matrix	Instrument	Date Prepared	Date Analyzed	LCS/LCSD Batch Number
099-10-006-18,498	**Aqueous**	**GC/MS CC**	**07/12/06**	**07/12/06**	**060712L01**

Parameter	LCS %REC	LCSD %REC	%REC CL	RPD	RPD CL	Qualifiers
Benzene	100	100	84-120	1	0-8	
Carbon Tetrachloride	105	104	63-147	1	0-10	
Chlorobenzene	99	100	89-119	1	0-7	
1,2-Dichlorobenzene	104	106	89-119	1	0-9	
1,1-Dichloroethene	91	89	77-125	2	0-16	
Toluene	110	109	83-125	0	0-9	
Trichloroethene	98	100	89-119	1	0-8	
Vinyl Chloride	91	89	63-135	2	0-13	
Methyl-t-Butyl Ether (MTBE)	117	113	82-118	3	0-13	
Tert-Butyl Alcohol (TBA)	140	110	46-154	24	0-32	
Diisopropyl Ether (DIPE)	108	108	81-123	0	0-11	
Ethyl-t-Butyl Ether (ETBE)	112	111	74-122	0	0-12	
Tert-Amyl-Methyl Ether (TAME)	120	117	76-124	2	0-10	
Ethanol	111	92	60-138	19	0-32	

RPD - Relative Percent Difference , CL - Control Limit

Calscience Environmental Laboratories, Inc.

Quality Control - LCS/LCS Duplicate

Tetra Tech, Inc.
348 West Hospitality Lane, Ste 100
San Bernardino, CA 92408-3216

Date Received: N/A
Work Order No: 06-07-0361
Preparation: EPA 5030B
Method: EPA 8260B

Project: LMC Beaumont Site 1 / TC #18086-02

Quality Control Sample ID	Matrix	Instrument	Date Prepared	Date Analyzed	LCS/LCSD Batch Number
099-10-006-18,510	**Aqueous**	**GC/MS CC**	**07/13/06**	**07/13/06**	**060713L01**

Parameter	LCS %REC	LCSD %REC	%REC CL	RPD	RPD CL	Qualifiers
Benzene	100	103	84-120	3	0-8	
Carbon Tetrachloride	103	104	63-147	0	0-10	
Chlorobenzene	100	104	89-119	4	0-7	
1,2-Dichlorobenzene	105	107	89-119	2	0-9	
1,1-Dichloroethene	89	91	77-125	2	0-16	
Toluene	109	111	83-125	2	0-9	
Trichloroethene	100	103	89-119	3	0-8	
Vinyl Chloride	91	89	63-135	2	0-13	
Methyl-t-Butyl Ether (MTBE)	115	113	82-118	2	0-13	
Tert-Butyl Alcohol (TBA)	139	134	46-154	4	0-32	
Diisopropyl Ether (DIPE)	107	107	81-123	0	0-11	
Ethyl-t-Butyl Ether (ETBE)	109	111	74-122	1	0-12	
Tert-Amyl-Methyl Ether (TAME)	118	120	76-124	2	0-10	
Ethanol	111	129	60-138	15	0-32	

RPD - Relative Percent Difference , CL - Control Limit

Calscience Environmental Laboratories, Inc.

Quality Control - LCS/LCS Duplicate

Tetra Tech, Inc.		Date Received:	N/A
348 West Hospitality Lane, Ste 100		Work Order No:	06-07-0361
San Bernardino, CA 92408-3216		Preparation:	EPA 5030B
		Method:	SRL 524M-TCP

Project: LMC Beaumont Site 1 / TC #18086-02

Quality Control Sample ID	Matrix	Instrument	Date Prepared	Date Analyzed	LCS/LCSD Batch Number
099-10-022-248	**Aqueous**	**GC/MS M**	**07/11/06**	**07/11/06**	**060711L01**

Parameter	LCS %REC	LCSD %REC	%REC CL	RPD	RPD CL	Qualifiers
1,2,3-Trichloropropane	112	112	80-120	1	0-20	
1,4-Dioxane	81	87	80-120	6	0-20	

RPD - Relative Percent Difference , CL - Control Limit

Calscience Environmental Laboratories, Inc.

Quality Control - LCS/LCS Duplicate

Tetra Tech, Inc.
348 West Hospitality Lane, Ste 100
San Bernardino, CA 92408-3216

Date Received: N/A
Work Order No: 06-07-0361

Project: LMC Beaumont Site 1 / TC #18086-02

Matrix: Aqueous

Parameter	Method	Quality Control Sample ID	Date Extracted	Date Analyzed	LCS % REC	LCSD % REC	%REC CL	RPD	RPD CL	Qual
Chromium, Hexavalent	EPA 218.6	099-05-124-498	N/A	07/10/06	99	101	95-107	2	0-20	
Perchlorate	EPA 314.0	099-05-203-429	N/A	07/12/06	98	92	85-115	7	0-15	

RPD - Relative Percent Difference , CL - Control Limit

Calscience Environmental Laboratories, Inc.

Glossary of Terms and Qualifiers

Work Order Number: 06-07-0361

Qualifier	Definition
*	See applicable analysis comment.
1	Surrogate compound recovery was out of control due to a required sample dilution, therefore, the sample data was reported without further clarification.
2	Surrogate compound recovery was out of control due to matrix interference. The associated method blank surrogate spike compound was in control and, therefore, the sample data was reported without further clarification.
3	Recovery of the Matrix Spike or Matrix Spike Duplicate compound was out of control due to matrix interference. The associated LCS and/or LCSD was in control and, therefore, the sample data was reported without further clarification.
4	The MS/MSD RPD was out of control due to matrix interference. The LCS/LCSD RPD was in control and, therefore, the sample data was reported without further clarification.
5	The PDS/PDSD associated with this batch of samples was out of control due to a matrix interference effect. The associated batch LCS/LCSD was in control and, hence, the associated sample data was reported with no further corrective action required.
A	Result is the average of all dilutions, as defined by the method.
B	Analyte was present in the associated method blank.
C	Analyte presence was not confirmed on primary column.
E	Concentration exceeds the calibration range.
H	Sample received and/or analyzed past the recommended holding time.
J	Analyte was detected at a concentration below the reporting limit and above the laboratory method detection limit. Reported value is estimated.
N	Nontarget Analyte.
ND	Parameter not detected at the indicated reporting limit.
Q	Spike recovery and RPD control limits do not apply resulting from the parameter concentration in the sample exceeding the spike concentration by a factor of four or greater.
U	Undetected at the laboratory method detection limit.
X	% Recovery and/or RPD out-of-range.
Z	Analyte presence was not confirmed by second column or GC/MS analysis.

CHAIN OF CUSTODY RECORD

0361

TETRA TECH, INC.
348 W. Hospitality Lane, Suite 100
San Bernardino, California 92408
Telephone: (909) 381-1674
FAX: (909) 889-1391

SHIP TO: Calscience (via courier)

DATE 07/10/2006 PAGE 1 OF 1

CLIENT: Tetra Tech
PROJECT NAME: CMC Beaumont Site 1
PROJECT MANAGER: Brenda Meyer
TC #: 18086-02
SAMPLERS (Signatures)

PARAMETERS

LINE ITEM	SAMPLE NO.	DATE	TIME	VOCs + TIC (SW8260B)	Perchlorate (314.0)	1,4-Dioxane (SW8270C mod)	TIC search (8270)	RDX (8330)	NDMA (1625C-M)	1,2,3-TCP (SRL524-M)	Total As, Be, Cd, Pb (6010B)	dissolved As, Be, Cd, Pb (6010B)	Hex chrome (218.6)					FILTERED/UNFILTERED	MATRIX TYPE	CONTAINER TYPE	NUMBER OF CONTAINERS	PRESERVATIVE	OBSERVATIONS/COMMENTS
1.	LTB-071006	07/10/2006	0700	X														Un	W	G	2	HCl	
2.	LEB-071006-GP		0730	X	X	X	X	X	X	X	X	X	X					Un/F		G/P	12	HCl / H_2SO_4	
3.	MW-57D		0957	X	X	X	X	X	X	X	X	X	X					Un/F			12		
4.	MW-59C		1136	X	X	X												Un			5		collected via bailer
5.	MW-66		1301	X	X	X	X	X	X	X	X	X	X					Un/F			12		
6.	LEB-071006-B		1445	X	X	X												Un			5		bailer rinsate blank
7.																							
8.																							
9.																							
10.																							

TURN-AROUND TIME: Standard

OBSERVATIONS/COMMENTS: Report all Data to the MDL

FILTERING: ☐ FILTERED ☐ UNFILTERED

MATRIX TYPE: S - Soil; M - Sediment; W - Water

CONTAINER TYPE: G - Glass Bottle/Jar; SS - Stainless Steel Sleeve; SB - Brass Sleeve; P - Plastic Bottle/Jar

PRESERVATIVES: (Water Only) HCL; NaOH; NR (None required); H_2SO_4

RELINQUISHED BY: David Bertolacci	SIGNATURE	TETRA TECH, INC.	DATE 07/10/2006	TIME 1545	TOTAL NUMBER OF CONTAINERS ON THIS CHAIN OF CUSTODY: 48
RECEIVED BY: William Batin	SIGNATURE	COMPANY CEL	DATE 7-10-06	TIME 1545	METHOD OF SHIPMENT/SHIPMENT NO.: Courier
RELINQUISHED BY: William Batin	SIGNATURE	COMPANY CEL	DATE 7.10.06	TIME 1713	Special Shipping/Handling/Storage Requirements:
RECEIVED BY:	SIGNATURE	COMPANY CEL	DATE 7.10.06	TIME 1713	

DISTRIBUTION: White and Pink = Tetra Tech, Inc. Canary = Laboratory

X:\GIS\ATT-MISC\COCR.CDR

Calscience Environmental Laboratories, Inc.

WORK ORDER #: 06 - 07 - 0361

Cooler 1 of 1

SAMPLE RECEIPT FORM

CLIENT: TETRA TECH DATE: _____

TEMPERATURE – SAMPLES RECEIVED BY:

CALSCIENCE COURIER:

_____ Chilled, cooler with temperature blank provided.
_____ Chilled, cooler without temperature blank.
✓ Chilled and placed in cooler with wet ice.
_____ Ambient and placed in cooler with wet ice.
_____ Ambient temperature.

3.1 °C Temperature blank.

LABORATORY (Other than Calscience Courier):

_____ °C Temperature blank.
_____ °C IR thermometer.
_____ Ambient temperature.

Initial: WB

CUSTODY SEAL INTACT:

Sample(s): _____ Cooler: _____ No (Not Intact) : _____ Not Applicable (N/A): ✓

Initial: WB

SAMPLE CONDITION:

	Yes	No	N/A
Chain-Of-Custody document(s) received with samples	✓		
Sampler's name indicated on COC	✓		
Sample container label(s) consistent with custody papers	✓		
Sample container(s) intact and good condition	✓		
Correct containers and volume for analyses requested	✓		
Proper preservation noted on sample label(s)	✓		
VOA vial(s) free of headspace.	✓		
Tedlar bag(s) free of condensation			✓

Initial: WB

COMMENTS:

Calscience
Environmental
Laboratories, Inc.

July 25, 2006

Brenda Meyer
Tetra Tech, Inc.
348 West Hospitality Lane, Ste 100
San Bernardino, CA 92408-3216

Subject: **Calscience Work Order No.: 06-07-0417**
Client Reference: LMC Beaumont Site 1 / TC #18086-02

Dear Client:

Enclosed is an analytical report for the above-referenced project. The samples included in this report were received 7/11/2006 and analyzed in accordance with the attached chain-of-custody.

Unless otherwise noted, all analytical testing was accomplished in accordance with the guidelines established in our Quality Systems Manual, applicable standard operating procedures, and other related documentation. The original report of any subcontracted analysis is provided herein, and follows the standard Calscience data package. The results in this analytical report are limited to the samples tested and any reproduction thereof must be made in its entirety.

If you have any questions regarding this report, please do not hesitate to contact the undersigned.

Sincerely,

Calscience Environmental
Laboratories, Inc.
Jason Torres
Project Manager

Calscience Environmental Laboratories, Inc.

Analytical Report

Tetra Tech, Inc.		Date Received:	07/11/06
348 West Hospitality Lane, Ste 100		Work Order No:	06-07-0417
San Bernardino, CA 92408-3216		Preparation:	EPA 3005A Filt.
		Method:	EPA 6010B
		Units:	mg/L
Project: LMC Beaumont Site 1 / TC #18086-02			Page 1 of 2

Client Sample Number	Lab Sample Number	Date Collected	Matrix	Date Prepared	Date Analyzed	QC Batch ID
LEB-071106-GP	**06-07-0417-2**	**07/11/06**	**Aqueous**	**07/11/06**	**07/12/06**	**060711L10**

Comment(s): -Results were evaluated to the MDL, concentrations >= to the MDL but < RL, if found, are qualified with a "J" flag.

Parameter	Result	RL	MDL	DF	Qual	Parameter	Result	RL	MDL	DF	Qual
Arsenic	ND	0.0100	0.00308	1		Cadmium	ND	0.00500	0.000350	1	
Beryllium	ND	0.00100	0.000176	1		Lead	ND	0.0100	0.00236	1	

Client Sample Number	Lab Sample Number	Date Collected	Matrix	Date Prepared	Date Analyzed	QC Batch ID
MW-57B	**06-07-0417-4**	**07/11/06**	**Aqueous**	**07/11/06**	**07/12/06**	**060711L10**

Comment(s): -Results were evaluated to the MDL, concentrations >= to the MDL but < RL, if found, are qualified with a "J" flag.

Parameter	Result	RL	MDL	DF	Qual	Parameter	Result	RL	MDL	DF	Qual
Arsenic	ND	0.0100	0.00308	1		Cadmium	ND	0.00500	0.000350	1	
Beryllium	ND	0.00100	0.000176	1		Lead	ND	0.0100	0.00236	1	

Client Sample Number	Lab Sample Number	Date Collected	Matrix	Date Prepared	Date Analyzed	QC Batch ID
MW-157B	**06-07-0417-5**	**07/11/06**	**Aqueous**	**07/11/06**	**07/12/06**	**060711L10**

Comment(s): -Results were evaluated to the MDL, concentrations >= to the MDL but < RL, if found, are qualified with a "J" flag.

Parameter	Result	RL	MDL	DF	Qual	Parameter	Result	RL	MDL	DF	Qual
Arsenic	ND	0.0100	0.00308	1		Cadmium	ND	0.00500	0.000350	1	
Beryllium	ND	0.00100	0.000176	1		Lead	ND	0.0100	0.00236	1	

RL - Reporting Limit , DF - Dilution Factor , Qual - Qualifiers

Calscience Environmental Laboratories, Inc.

Analytical Report

Tetra Tech, Inc.	Date Received:	07/11/06
348 West Hospitality Lane, Ste 100	Work Order No:	06-07-0417
San Bernardino, CA 92408-3216	Preparation:	EPA 3010A Total
	Method:	EPA 6010B
	Units:	mg/L
Project: LMC Beaumont Site 1 / TC #18086-02		Page 2 of 2

Client Sample Number	Lab Sample Number	Date Collected	Matrix	Date Prepared	Date Analyzed	QC Batch ID
LEB-071106-GP	**06-07-0417-2**	**07/11/06**	**Aqueous**	**07/11/06**	**07/12/06**	**060711L10**

Comment(s): -Results were evaluated to the MDL, concentrations >= to the MDL but < RL, if found, are qualified with a "J" flag.

Parameter	Result	RL	MDL	DF	Qual	Parameter	Result	RL	MDL	DF	Qual
Arsenic	ND	0.0100	0.00308	1		Cadmium	ND	0.00500	0.000350	1	
Beryllium	ND	0.00100	0.000176	1		Lead	ND	0.0100	0.00236	1	

Client Sample Number	Lab Sample Number	Date Collected	Matrix	Date Prepared	Date Analyzed	QC Batch ID
MW-57B	**06-07-0417-4**	**07/11/06**	**Aqueous**	**07/11/06**	**07/12/06**	**060711L10**

Comment(s): -Results were evaluated to the MDL, concentrations >= to the MDL but < RL, if found, are qualified with a "J" flag.

Parameter	Result	RL	MDL	DF	Qual	Parameter	Result	RL	MDL	DF	Qual
Arsenic	ND	0.0100	0.00308	1		Cadmium	ND	0.00500	0.000350	1	
Beryllium	ND	0.00100	0.000176	1		Lead	ND	0.0100	0.00236	1	

Client Sample Number	Lab Sample Number	Date Collected	Matrix	Date Prepared	Date Analyzed	QC Batch ID
MW-157B	**06-07-0417-5**	**07/11/06**	**Aqueous**	**07/11/06**	**07/12/06**	**060711L10**

Comment(s): -Results were evaluated to the MDL, concentrations >= to the MDL but < RL, if found, are qualified with a "J" flag.

Parameter	Result	RL	MDL	DF	Qual	Parameter	Result	RL	MDL	DF	Qual
Arsenic	ND	0.0100	0.00308	1		Cadmium	ND	0.00500	0.000350	1	
Beryllium	ND	0.00100	0.000176	1		Lead	ND	0.0100	0.00236	1	

Client Sample Number	Lab Sample Number	Date Collected	Matrix	Date Prepared	Date Analyzed	QC Batch ID
Method Blank	**097-01-003-6,276**	**N/A**	**Aqueous**	**07/11/06**	**07/12/06**	**060711L10**

Comment(s): -Results were evaluated to the MDL, concentrations >= to the MDL but < RL, if found, are qualified with a "J" flag.

Parameter	Result	RL	MDL	DF	Qual	Parameter	Result	RL	MDL	DF	Qual
Arsenic	ND	0.0100	0.00308	1		Cadmium	ND	0.00500	0.000350	1	
Beryllium	ND	0.00100	0.000176	1		Lead	ND	0.0100	0.00236	1	

RL - Reporting Limit , DF - Dilution Factor , Qual - Qualifiers

Calscience Environmental Laboratories, Inc.

Analytical Report

Tetra Tech, Inc.
348 West Hospitality Lane, Ste 100
San Bernardino, CA 92408-3216

Date Received: 07/11/06
Work Order No: 06-07-0417
Preparation: EPA 3520B
Method: EPA 8270C
Units: ug/L

Project: LMC Beaumont Site 1 / TC #18086-02

Client Sample Number	Lab Sample Number	Date Collected	Matrix	Date Prepared	Date Analyzed	QC Batch ID
LEB-071106-GP	**06-07-0417-2**	**07/11/06**	**Aqueous**	**07/11/06**	**07/13/06**	**060711L11**

Comment(s): -Results were evaluated to the MDL, concentrations >= to the MDL but < RL, if found, are qualified with a "J" flag.

Parameter	Result	RL	MDL	DF	Qual	Parameter	Result	RL	MDL	DF	Qual
N-Nitrosodimethylamine	ND	10	1.1	1		4-Nitrophenol	ND	10	0.86	1	
Aniline	ND	10	1.2	1		Dibenzofuran	ND	10	1.4	1	
Phenol	ND	10	1.2	1		2,4-Dinitrotoluene	ND	10	1.0	1	
Bis(2-Chloroethyl) Ether	ND	25	1.0	1		2,6-Dinitrotoluene	ND	10	1.1	1	
2-Chlorophenol	ND	10	1.0	1		Diethyl Phthalate	ND	10	1.4	1	
1,3-Dichlorobenzene	ND	10	1.2	1		4-Chlorophenyl-Phenyl Ether	ND	10	1.2	1	
1,4-Dichlorobenzene	ND	10	1.1	1		Fluorene	ND	10	1.4	1	
Benzyl Alcohol	ND	10	1.0	1		4-Nitroaniline	ND	10	2.4	1	
1,2-Dichlorobenzene	ND	10	1.1	1		Azobenzene	ND	10	1.7	1	
2-Methylphenol	ND	10	1.1	1		4,6-Dinitro-2-Methylphenol	ND	50	3.4	1	
Bis(2-Chloroisopropyl) Ether	ND	10	1.5	1		N-Nitrosodiphenylamine	ND	10	1.4	1	
3/4-Methylphenol	ND	10	1.0	1		4-Bromophenyl-Phenyl Ether	ND	10	1.2	1	
N-Nitroso-di-n-propylamine	ND	10	1.3	1		Hexachlorobenzene	ND	10	1.2	1	
Hexachloroethane	ND	10	0.98	1		Pentachlorophenol	ND	10	0.75	1	
Nitrobenzene	ND	25	1.3	1		Phenanthrene	ND	10	1.5	1	
Isophorone	ND	10	1.2	1		Anthracene	ND	10	1.5	1	
2-Nitrophenol	ND	10	1.2	1		Di-n-Butyl Phthalate	ND	10	1.5	1	
2,4-Dimethylphenol	ND	10	1.2	1		Fluoranthene	ND	10	1.5	1	
Benzoic Acid	ND	50	0.43	1		Benzidine	ND	50	0.62	1	
Bis(2-Chloroethoxy) Methane	ND	10	1.2	1		Pyrene	ND	10	1.4	1	
2,4-Dichlorophenol	ND	10	1.1	1		Pyridine	ND	10	1.4	1	
Naphthalene	ND	10	1.4	1		Butyl Benzyl Phthalate	ND	10	1.0	1	
4-Chloroaniline	ND	10	1.3	1		3,3'-Dichlorobenzidine	ND	25	1.3	1	
Hexachloro-1,3-Butadiene	ND	10	1.2	1		Benzo (a) Anthracene	ND	10	1.1	1	
4-Chloro-3-Methylphenol	ND	10	1.2	1		Bis(2-Ethylhexyl) Phthalate	ND	10	1.0	1	
2-Methylnaphthalene	ND	10	1.2	1		Chrysene	ND	10	1.3	1	
Hexachlorocyclopentadiene	ND	25	0.44	1		Di-n-Octyl Phthalate	ND	10	1.0	1	
2,4,6-Trichlorophenol	ND	10	1.2	1		Benzo (k) Fluoranthene	ND	10	1.7	1	
2,4,5-Trichlorophenol	ND	10	0.97	1		Benzo (b) Fluoranthene	ND	10	1.2	1	
2-Chloronaphthalene	ND	10	1.3	1		Benzo (a) Pyrene	ND	10	0.88	1	
2-Nitroaniline	ND	10	1.0	1		Benzo (g,h,i) Perylene	ND	10	0.71	1	
Dimethyl Phthalate	ND	10	1.3	1		Indeno (1,2,3-c,d) Pyrene	ND	10	0.83	1	
Acenaphthylene	ND	10	1.4	1		Dibenz (a,h) Anthracene	ND	10	0.82	1	
3-Nitroaniline	ND	10	1.2	1		1-Methylnaphthalene	ND	10	1.4	1	
Acenaphthene	ND	10	1.4	1		1,2,4-Trichlorobenzene	ND	10	1.3	1	
2,4-Dinitrophenol	ND	50	2.6	1							

Surrogates:	REC (%)	Control Limits	Qual	Surrogates:	REC (%)	Control Limits	Qual
2-Fluorophenol	78	7-121		Phenol-d6	36	1-127	
Nitrobenzene-d5	77	50-146		2-Fluorobiphenyl	86	42-138	
2,4,6-Tribromophenol	89	41-137		p-Terphenyl-d14	75	47-173	

RL - Reporting Limit , DF - Dilution Factor , Qual - Qualifiers

Calscience Environmental Laboratories, Inc.

Analytical Report

Tetra Tech, Inc.
348 West Hospitality Lane, Ste 100
San Bernardino, CA 92408-3216

Date Received:	07/11/06
Work Order No:	06-07-0417
Preparation:	EPA 3520B
Method:	EPA 8270C
Units:	ug/L

Project: LMC Beaumont Site 1 / TC #18086-02

Client Sample Number	Lab Sample Number	Date Collected	Matrix	Date Prepared	Date Analyzed	QC Batch ID
MW-57B	**06-07-0417-4**	**07/11/06**	**Aqueous**	**07/11/06**	**07/13/06**	**060711L11**

Comment(s): -Results were evaluated to the MDL, concentrations >= to the MDL but < RL, if found, are qualified with a "J" flag.

Parameter	Result	RL	MDL	DF	Qual	Parameter	Result	RL	MDL	DF	Qual
N-Nitrosodimethylamine	ND	10	1.1	1		4-Nitrophenol	ND	10	0.86	1	
Aniline	ND	10	1.2	1		Dibenzofuran	ND	10	1.4	1	
Phenol	ND	10	1.2	1		2,4-Dinitrotoluene	ND	10	1.0	1	
Bis(2-Chloroethyl) Ether	ND	25	1.0	1		2,6-Dinitrotoluene	ND	10	1.1	1	
2-Chlorophenol	ND	10	1.0	1		Diethyl Phthalate	ND	10	1.4	1	
1,3-Dichlorobenzene	ND	10	1.2	1		4-Chlorophenyl-Phenyl Ether	ND	10	1.2	1	
1,4-Dichlorobenzene	ND	10	1.1	1		Fluorene	ND	10	1.4	1	
Benzyl Alcohol	ND	10	1.0	1		4-Nitroaniline	ND	10	2.4	1	
1,2-Dichlorobenzene	ND	10	1.1	1		Azobenzene	ND	10	1.7	1	
2-Methylphenol	ND	10	1.1	1		4,6-Dinitro-2-Methylphenol	ND	50	3.4	1	
Bis(2-Chloroisopropyl) Ether	ND	10	1.5	1		N-Nitrosodiphenylamine	ND	10	1.4	1	
3/4-Methylphenol	ND	10	1.0	1		4-Bromophenyl-Phenyl Ether	ND	10	1.2	1	
N-Nitroso-di-n-propylamine	ND	10	1.3	1		Hexachlorobenzene	ND	10	1.2	1	
Hexachloroethane	ND	10	0.98	1		Pentachlorophenol	ND	10	0.75	1	
Nitrobenzene	ND	25	1.3	1		Phenanthrene	ND	10	1.5	1	
Isophorone	ND	10	1.2	1		Anthracene	ND	10	1.5	1	
2-Nitrophenol	ND	10	1.2	1		Di-n-Butyl Phthalate	ND	10	1.5	1	
2,4-Dimethylphenol	ND	10	1.2	1		Fluoranthene	ND	10	1.5	1	
Benzoic Acid	ND	50	0.43	1		Benzidine	ND	50	0.62	1	
Bis(2-Chloroethoxy) Methane	ND	10	1.2	1		Pyrene	ND	10	1.4	1	
2,4-Dichlorophenol	ND	10	1.1	1		Pyridine	ND	10	1.4	1	
Naphthalene	ND	10	1.4	1		Butyl Benzyl Phthalate	ND	10	1.0	1	
4-Chloroaniline	ND	10	1.3	1		3,3'-Dichlorobenzidine	ND	25	1.3	1	
Hexachloro-1,3-Butadiene	ND	10	1.2	1		Benzo (a) Anthracene	ND	10	1.1	1	
4-Chloro-3-Methylphenol	ND	10	1.2	1		Bis(2-Ethylhexyl) Phthalate	ND	10	1.0	1	
2-Methylnaphthalene	ND	10	1.2	1		Chrysene	ND	10	1.3	1	
Hexachlorocyclopentadiene	ND	25	0.44	1		Di-n-Octyl Phthalate	ND	10	1.0	1	
2,4,6-Trichlorophenol	ND	10	1.2	1		Benzo (k) Fluoranthene	ND	10	1.7	1	
2,4,5-Trichlorophenol	ND	10	0.97	1		Benzo (b) Fluoranthene	ND	10	1.2	1	
2-Chloronaphthalene	ND	10	1.3	1		Benzo (a) Pyrene	ND	10	0.88	1	
2-Nitroaniline	ND	10	1.0	1		Benzo (g,h,i) Perylene	ND	10	0.71	1	
Dimethyl Phthalate	ND	10	1.3	1		Indeno (1,2,3-c,d) Pyrene	ND	10	0.83	1	
Acenaphthylene	ND	10	1.4	1		Dibenz (a,h) Anthracene	ND	10	0.82	1	
3-Nitroaniline	ND	10	1.2	1		1-Methylnaphthalene	ND	10	1.4	1	
Acenaphthene	ND	10	1.4	1		1,2,4-Trichlorobenzene	ND	10	1.3	1	
2,4-Dinitrophenol	ND	50	2.6	1							

Surrogates:	REC (%)	Control Limits	Qual	Surrogates:	REC (%)	Control Limits	Qual
2-Fluorophenol	80	7-121		Phenol-d6	81	1-127	
Nitrobenzene-d5	80	50-146		2-Fluorobiphenyl	81	42-138	
2,4,6-Tribromophenol	91	41-137		p-Terphenyl-d14	78	47-173	

RL - Reporting Limit , DF - Dilution Factor , Qual - Qualifiers

Calscience Environmental Laboratories, Inc.

Analytical Report

Tetra Tech, Inc.	Date Received:	07/11/06
348 West Hospitality Lane, Ste 100	Work Order No:	06-07-0417
San Bernardino, CA 92408-3216	Preparation:	EPA 3520B
	Method:	EPA 8270C
	Units:	ug/L
Project: LMC Beaumont Site 1 / TC #18086-02		Page 3 of 4

Client Sample Number	Lab Sample Number	Date Collected	Matrix	Date Prepared	Date Analyzed	QC Batch ID
MW-157B	**06-07-0417-5**	**07/11/06**	**Aqueous**	**07/11/06**	**07/13/06**	**060711L11**

Comment(s): -Results were evaluated to the MDL, concentrations >= to the MDL but < RL, if found, are qualified with a "J" flag.

Parameter	Result	RL	MDL	DF	Qual	Parameter	Result	RL	MDL	DF	Qual
N-Nitrosodimethylamine	ND	10	1.1	1		4-Nitrophenol	ND	10	0.86	1	
Aniline	ND	10	1.2	1		Dibenzofuran	ND	10	1.4	1	
Phenol	ND	10	1.2	1		2,4-Dinitrotoluene	ND	10	1.0	1	
Bis(2-Chloroethyl) Ether	ND	25	1.0	1		2,6-Dinitrotoluene	ND	10	1.1	1	
2-Chlorophenol	ND	10	1.0	1		Diethyl Phthalate	ND	10	1.4	1	
1,3-Dichlorobenzene	ND	10	1.2	1		4-Chlorophenyl-Phenyl Ether	ND	10	1.2	1	
1,4-Dichlorobenzene	ND	10	1.1	1		Fluorene	ND	10	1.4	1	
Benzyl Alcohol	ND	10	1.0	1		4-Nitroaniline	ND	10	2.4	1	
1,2-Dichlorobenzene	ND	10	1.1	1		Azobenzene	ND	10	1.7	1	
2-Methylphenol	ND	10	1.1	1		4,6-Dinitro-2-Methylphenol	ND	50	3.4	1	
Bis(2-Chloroisopropyl) Ether	ND	10	1.5	1		N-Nitrosodiphenylamine	ND	10	1.4	1	
3/4-Methylphenol	ND	10	1.0	1		4-Bromophenyl-Phenyl Ether	ND	10	1.2	1	
N-Nitroso-di-n-propylamine	ND	10	1.3	1		Hexachlorobenzene	ND	10	1.2	1	
Hexachloroethane	ND	10	0.98	1		Pentachlorophenol	ND	10	0.75	1	
Nitrobenzene	ND	25	1.3	1		Phenanthrene	ND	10	1.5	1	
Isophorone	ND	10	1.2	1		Anthracene	ND	10	1.5	1	
2-Nitrophenol	ND	10	1.2	1		Di-n-Butyl Phthalate	ND	10	1.5	1	
2,4-Dimethylphenol	ND	10	1.2	1		Fluoranthene	ND	10	1.5	1	
Benzoic Acid	ND	50	0.43	1		Benzidine	ND	50	0.62	1	
Bis(2-Chloroethoxy) Methane	ND	10	1.2	1		Pyrene	ND	10	1.4	1	
2,4-Dichlorophenol	ND	10	1.1	1		Pyridine	ND	10	1.4	1	
Naphthalene	ND	10	1.4	1		Butyl Benzyl Phthalate	ND	10	1.0	1	
4-Chloroaniline	ND	10	1.3	1		3,3'-Dichlorobenzidine	ND	25	1.3	1	
Hexachloro-1,3-Butadiene	ND	10	1.2	1		Benzo (a) Anthracene	ND	10	1.1	1	
4-Chloro-3-Methylphenol	ND	10	1.2	1		Bis(2-Ethylhexyl) Phthalate	ND	10	1.0	1	
2-Methylnaphthalene	ND	10	1.2	1		Chrysene	ND	10	1.3	1	
Hexachlorocyclopentadiene	ND	25	0.44	1		Di-n-Octyl Phthalate	ND	10	1.0	1	
2,4,6-Trichlorophenol	ND	10	1.2	1		Benzo (k) Fluoranthene	ND	10	1.7	1	
2,4,5-Trichlorophenol	ND	10	0.97	1		Benzo (b) Fluoranthene	ND	10	1.2	1	
2-Chloronaphthalene	ND	10	1.3	1		Benzo (a) Pyrene	ND	10	0.88	1	
2-Nitroaniline	ND	10	1.0	1		Benzo (g,h,i) Perylene	ND	10	0.71	1	
Dimethyl Phthalate	ND	10	1.3	1		Indeno (1,2,3-c,d) Pyrene	ND	10	0.83	1	
Acenaphthylene	ND	10	1.4	1		Dibenz (a,h) Anthracene	ND	10	0.82	1	
3-Nitroaniline	ND	10	1.2	1		1-Methylnaphthalene	ND	10	1.4	1	
Acenaphthene	ND	10	1.4	1		1,2,4-Trichlorobenzene	ND	10	1.3	1	
2,4-Dinitrophenol	ND	50	2.6	1							

Surrogates:	REC (%)	Control Limits	Qual	Surrogates:	REC (%)	Control Limits	Qual
2-Fluorophenol	70	7-121		Phenol-d6	71	1-127	
Nitrobenzene-d5	70	50-146		2-Fluorobiphenyl	68	42-138	
2,4,6-Tribromophenol	74	41-137		p-Terphenyl-d14	63	47-173	

RL - Reporting Limit , DF - Dilution Factor , Qual - Qualifiers

Calscience Environmental Laboratories, Inc.

Analytical Report

Tetra Tech, Inc.
348 West Hospitality Lane, Ste 100
San Bernardino, CA 92408-3216

Date Received:	07/11/06
Work Order No:	06-07-0417
Preparation:	EPA 3520B
Method:	EPA 8270C
Units:	ug/L

Project: LMC Beaumont Site 1 / TC #18086-02

Client Sample Number	Lab Sample Number	Date Collected	Matrix	Date Prepared	Date Analyzed	QC Batch ID
Method Blank	**095-01-003-1,966**	**N/A**	**Aqueous**	**07/11/06**	**07/13/06**	**060711L11**

Comment(s): -Results were evaluated to the MDL, concentrations >= to the MDL but < RL, if found, are qualified with a "J" flag.

Parameter	Result	RL	MDL	DF	Qual	Parameter	Result	RL	MDL	DF	Qual
N-Nitrosodimethylamine	ND	10	1.1	1		4-Nitrophenol	ND	10	0.86	1	
Aniline	ND	10	1.2	1		Dibenzofuran	ND	10	1.4	1	
Phenol	ND	10	1.2	1		2,4-Dinitrotoluene	ND	10	1.0	1	
Bis(2-Chloroethyl) Ether	ND	25	1.0	1		2,6-Dinitrotoluene	ND	10	1.1	1	
2-Chlorophenol	ND	10	1.0	1		Diethyl Phthalate	ND	10	1.4	1	
1,3-Dichlorobenzene	ND	10	1.2	1		4-Chlorophenyl-Phenyl Ether	ND	10	1.2	1	
1,4-Dichlorobenzene	ND	10	1.1	1		Fluorene	ND	10	1.4	1	
Benzyl Alcohol	ND	10	1.0	1		4-Nitroaniline	ND	10	2.4	1	
1,2-Dichlorobenzene	ND	10	1.1	1		Azobenzene	ND	10	1.7	1	
2-Methylphenol	ND	10	1.1	1		4,6-Dinitro-2-Methylphenol	ND	50	3.4	1	
Bis(2-Chloroisopropyl) Ether	ND	10	1.5	1		N-Nitrosodiphenylamine	ND	10	1.4	1	
3/4-Methylphenol	ND	10	1.0	1		4-Bromophenyl-Phenyl Ether	ND	10	1.2	1	
N-Nitroso-di-n-propylamine	ND	10	1.3	1		Hexachlorobenzene	ND	10	1.2	1	
Hexachloroethane	ND	10	0.98	1		Pentachlorophenol	ND	10	0.75	1	
Nitrobenzene	ND	25	1.3	1		Phenanthrene	ND	10	1.5	1	
Isophorone	ND	10	1.2	1		Anthracene	ND	10	1.5	1	
2-Nitrophenol	ND	10	1.2	1		Di-n-Butyl Phthalate	ND	10	1.5	1	
2,4-Dimethylphenol	ND	10	1.2	1		Fluoranthene	ND	10	1.5	1	
Benzoic Acid	ND	50	0.43	1		Benzidine	ND	50	0.62	1	
Bis(2-Chloroethoxy) Methane	ND	10	1.2	1		Pyrene	ND	10	1.4	1	
2,4-Dichlorophenol	ND	10	1.1	1		Pyridine	ND	10	1.4	1	
Naphthalene	ND	10	1.4	1		Butyl Benzyl Phthalate	ND	10	1.0	1	
4-Chloroaniline	ND	10	1.3	1		3,3'-Dichlorobenzidine	ND	25	1.3	1	
Hexachloro-1,3-Butadiene	ND	10	1.2	1		Benzo (a) Anthracene	ND	10	1.1	1	
4-Chloro-3-Methylphenol	ND	10	1.2	1		Bis(2-Ethylhexyl) Phthalate	ND	10	1.0	1	
2-Methylnaphthalene	ND	10	1.2	1		Chrysene	ND	10	1.3	1	
Hexachlorocyclopentadiene	ND	25	0.44	1		Di-n-Octyl Phthalate	ND	10	1.0	1	
2,4,6-Trichlorophenol	ND	10	1.2	1		Benzo (k) Fluoranthene	ND	10	1.7	1	
2,4,5-Trichlorophenol	ND	10	0.97	1		Benzo (b) Fluoranthene	ND	10	1.2	1	
2-Chloronaphthalene	ND	10	1.3	1		Benzo (a) Pyrene	ND	10	0.88	1	
2-Nitroaniline	ND	10	1.0	1		Benzo (g,h,i) Perylene	ND	10	0.71	1	
Dimethyl Phthalate	ND	10	1.3	1		Indeno (1,2,3-c,d) Pyrene	ND	10	0.83	1	
Acenaphthylene	ND	10	1.4	1		Dibenz (a,h) Anthracene	ND	10	0.82	1	
3-Nitroaniline	ND	10	1.2	1		1-Methylnaphthalene	ND	10	1.4	1	
Acenaphthene	ND	10	1.4	1		1,2,4-Trichlorobenzene	ND	10	1.3	1	
2,4-Dinitrophenol	ND	50	2.6	1							

Surrogates:	REC (%)	Control Limits	Qual	Surrogates:	REC (%)	Control Limits	Qual
2-Fluorophenol	87	7-121		Phenol-d6	89	1-127	
Nitrobenzene-d5	86	50-146		2-Fluorobiphenyl	78	42-138	
2,4,6-Tribromophenol	87	41-137		p-Terphenyl-d14	79	47-173	

RL - Reporting Limit , DF - Dilution Factor , Qual - Qualifiers

Calscience Environmental Laboratories, Inc.

EPA 8270C Tentatively Identified Compound List

Work Order	CEL Sample	Client ID	Q	Compound	CAS NUMBER	RT	On Column Conc. ug/L	Estimated Conc. ug/L
06-07-0417	2	LEB-071106-GP		Sulfur	13798-23-7	10.15	40.50	81.0
06-07-0417	2	LEB-071106-GP		Ethyl citrate	77-93-0	10.59	29.80	59.6
06-07-0417	4	MW-57B		1-Propanol, 2-(2-hydroxypropoxy)-	106-62-7	6.59	4.40	8.8
06-07-0417	4	MW-57B		Ethyl citrate	77-93-0	10.60	53.40	106.8
06-07-0417	5	MW-157B		Ethyl citrate	77-93-0	10.60	51.70	103.4

Q Qualifier
RT Retention Time

7440 Lincoln Way, Garden Grove, CA 92841-1432 • TEL: (714) 895-5494 • FAX: (714) 894-7501

Calscience Environmental Laboratories, Inc.

Analytical Report

Tetra Tech, Inc.
348 West Hospitality Lane, Ste 100
San Bernardino, CA 92408-3216

Date Received: 07/11/06
Work Order No: 06-07-0417
Preparation: EPA 3520B
Method: EPA 8270C(M) Isotope Dilution

Project: LMC Beaumont Site 1 / TC #18086-02

Client Sample Number	Lab Sample Number	Date Collected	Matrix	Date Prepared	Date Analyzed	QC Batch ID
LEB-071106-GP	**06-07-0417-2**	**07/11/06**	**Aqueous**	**07/11/06**	**07/13/06**	**060711L11**

Parameter	Result	RL	MDL	DF	Qual	Units
1,4-Dioxane	2.2	2.0	0.40	1		ug/L
Surrogates:	REC (%)	Control Limits			Qual	
Nitrobenzene-d5	77	56-123				

MW-55	**06-07-0417-3**	**07/11/06**	**Aqueous**	**07/11/06**	**07/13/06**	**060711L11**

Parameter	Result	RL	MDL	DF	Qual	Units
1,4-Dioxane	28	2	0.40	1		ug/L
Surrogates:	REC (%)	Control Limits			Qual	
Nitrobenzene-d5	72	56-123				

MW-57B	**06-07-0417-4**	**07/11/06**	**Aqueous**	**07/11/06**	**07/13/06**	**060711L11**

Parameter	Result	RL	MDL	DF	Qual	Units
1,4-Dioxane	22	2	0.40	1		ug/L
Surrogates:	REC (%)	Control Limits			Qual	
Nitrobenzene-d5	79	56-123				

MW-157B	**06-07-0417-5**	**07/11/06**	**Aqueous**	**07/11/06**	**07/13/06**	**060711L11**

Parameter	Result	RL	MDL	DF	Qual	Units
1,4-Dioxane	24	2	0.40	1		ug/L
Surrogates:	REC (%)	Control Limits			Qual	
Nitrobenzene-d5	69	56-123				

MW-56D	**06-07-0417-6**	**07/11/06**	**Aqueous**	**07/11/06**	**07/14/06**	**060711L11**

Parameter	Result	RL	MDL	DF	Qual	Units
1,4-Dioxane	13	2	0.40	1		ug/L
Surrogates:	REC (%)	Control Limits			Qual	
Nitrobenzene-d5	74	56-123				

RL - Reporting Limit , DF - Dilution Factor , Qual - Qualifiers

Calscience Environmental Laboratories, Inc.

Analytical Report

Tetra Tech, Inc.
348 West Hospitality Lane, Ste 100
San Bernardino, CA 92408-3216

Date Received: 07/11/06
Work Order No: 06-07-0417
Preparation: EPA 3520B
Method: EPA 8270C(M) Isotope Dilution

Project: LMC Beaumont Site 1 / TC #18086-02

Client Sample Number	Lab Sample Number	Date Collected	Matrix	Date Prepared	Date Analyzed	QC Batch ID
Method Blank	**099-09-004-611**	**N/A**	**Aqueous**	**07/11/06**	**07/13/06**	**060711L11**

Comment(s): -Results were evaluated to the MDL, concentrations >= to the MDL but < RL, if found, are qualified with a "J" flag.

Parameter	Result	RL	MDL	DF	Qual	Units
1,4-Dioxane	ND	2.0	0.40	1		ug/L

Surrogates:	REC (%)	Control Limits	Qual
Nitrobenzene-d5	85	56-123	

RL - Reporting Limit , DF - Dilution Factor , Qual - Qualifiers

Calscience Environmental Laboratories, Inc.

Analytical Report

Tetra Tech, Inc.
348 West Hospitality Lane, Ste 100
San Bernardino, CA 92408-3216

Date Received: 07/11/06
Work Order No: 06-07-0417
Preparation: EPA 3520B
Method: EPA 1625CM

Project: LMC Beaumont Site 1 / TC #18086-02

Client Sample Number	Lab Sample Number	Date Collected	Matrix	Date Prepared	Date Analyzed	QC Batch ID
LEB-071106-GP	**06-07-0417-2**	**07/11/06**	**Aqueous**	**07/11/06**	**07/13/06**	**060711L13**

Comment(s): -Results were evaluated to the MDL, concentrations >= to the MDL but < RL, if found, are qualified with a "J" flag.

Parameter	Result	RL	MDL	DF	Qual	Units
N-Nitrosodimethylamine	ND	2.0	0.48	1		ng/L

Surrogates:	REC (%)	Control Limits	Qual
1,4-Dichlorobenzene-d4	51	50-130	

Client Sample Number	Lab Sample Number	Date Collected	Matrix	Date Prepared	Date Analyzed	QC Batch ID
MW-57B	**06-07-0417-4**	**07/11/06**	**Aqueous**	**07/11/06**	**07/13/06**	**060711L13**

Comment(s): -Results were evaluated to the MDL, concentrations >= to the MDL but < RL, if found, are qualified with a "J" flag.

Parameter	Result	RL	MDL	DF	Qual	Units
N-Nitrosodimethylamine	ND	2.0	0.48	1		ng/L

Surrogates:	REC (%)	Control Limits	Qual
1,4-Dichlorobenzene-d4	61	50-130	

Client Sample Number	Lab Sample Number	Date Collected	Matrix	Date Prepared	Date Analyzed	QC Batch ID
MW-157B	**06-07-0417-5**	**07/11/06**	**Aqueous**	**07/11/06**	**07/13/06**	**060711L13**

Comment(s): -Results were evaluated to the MDL, concentrations >= to the MDL but < RL, if found, are qualified with a "J" flag.

Parameter	Result	RL	MDL	DF	Qual	Units
N-Nitrosodimethylamine	ND	2.0	0.48	1		ng/L

Surrogates:	REC (%)	Control Limits	Qual
1,4-Dichlorobenzene-d4	53	50-130	

Client Sample Number	Lab Sample Number	Date Collected	Matrix	Date Prepared	Date Analyzed	QC Batch ID
Method Blank	**099-07-027-256**	**N/A**	**Aqueous**	**07/11/06**	**07/14/06**	**060711L13**

Comment(s): -Results were evaluated to the MDL, concentrations >= to the MDL but < RL, if found, are qualified with a "J" flag.

Parameter	Result	RL	MDL	DF	Qual	Units
N-Nitrosodimethylamine	ND	2.0	0.48	1		ng/L

Surrogates:	REC (%)	Control Limits	Qual
1,4-Dichlorobenzene-d4	79	50-130	

RL - Reporting Limit , DF - Dilution Factor , Qual - Qualifiers

Calscience Environmental Laboratories, Inc.

Analytical Report

Tetra Tech, Inc.		Date Received:	07/11/06
348 West Hospitality Lane, Ste 100		Work Order No:	06-07-0417
San Bernardino, CA 92408-3216		Preparation:	Extraction
		Method:	EPA 8330

Project: LMC Beaumont Site 1 / TC #18086-02 Page 1 of 1

Client Sample Number	Lab Sample Number	Date Collected	Matrix	Date Prepared	Date Analyzed	QC Batch ID
LEB-071106-GP	**06-07-0417-2**	**07/11/06**	**Aqueous**	**07/17/06**	**07/21/06**	**060717L04**

Comment(s): -Results were evaluated to the MDL, concentrations >= to the MDL but < RL, if found, are qualified with a "J" flag.

Parameter	Result	RL	MDL	DF	Qual	Units
RDX	ND	10	1.3	1		ug/L
Surrogates:	REC (%)	Control Limits			Qual	
1,2-Dinitrobenzene	102	40-160				

Client Sample Number	Lab Sample Number	Date Collected	Matrix	Date Prepared	Date Analyzed	QC Batch ID
MW-57B	**06-07-0417-4**	**07/11/06**	**Aqueous**	**07/17/06**	**07/21/06**	**060717L04**

Comment(s): -Results were evaluated to the MDL, concentrations >= to the MDL but < RL, if found, are qualified with a "J" flag.

Parameter	Result	RL	MDL	DF	Qual	Units
RDX	ND	10	1.3	1		ug/L
Surrogates:	REC (%)	Control Limits			Qual	
1,2-Dinitrobenzene	55	40-160				

Client Sample Number	Lab Sample Number	Date Collected	Matrix	Date Prepared	Date Analyzed	QC Batch ID
MW-157B	**06-07-0417-5**	**07/11/06**	**Aqueous**	**07/17/06**	**07/21/06**	**060717L04**

Comment(s): -Results were evaluated to the MDL, concentrations >= to the MDL but < RL, if found, are qualified with a "J" flag.

Parameter	Result	RL	MDL	DF	Qual	Units
RDX	ND	10	1.3	1		ug/L
Surrogates:	REC (%)	Control Limits			Qual	
1,2-Dinitrobenzene	84	40-160				

Client Sample Number	Lab Sample Number	Date Collected	Matrix	Date Prepared	Date Analyzed	QC Batch ID
Method Blank	**099-10-032-45**	**N/A**	**Aqueous**	**07/17/06**	**07/21/06**	**060717L04**

Comment(s): -Results were evaluated to the MDL, concentrations >= to the MDL but < RL, if found, are qualified with a "J" flag.

Parameter	Result	RL	MDL	DF	Qual	Units
RDX	ND	10	1.3	1		ug/L
Surrogates:	REC (%)	Control Limits			Qual	
1,2-Dinitrobenzene	91	40-160				

RL - Reporting Limit , DF - Dilution Factor , Qual - Qualifiers

Calscience Environmental Laboratories, Inc.

Analytical Report

Tetra Tech, Inc.	Date Received:	07/11/06
348 West Hospitality Lane, Ste 100	Work Order No:	06-07-0417
San Bernardino, CA 92408-3216	Preparation:	EPA 5030B
	Method:	EPA 8260B
	Units:	ug/L
Project: LMC Beaumont Site 1 / TC #18086-02		Page 1 of 7

Client Sample Number	Lab Sample Number	Date Collected	Matrix	Date Prepared	Date Analyzed	QC Batch ID
LTB-071106	**06-07-0417-1**	**07/11/06**	**Aqueous**	**07/12/06**	**07/12/06**	**060712L01**

Comment(s): -Results were evaluated to the MDL, concentrations >= to the MDL but < RL, if found, are qualified with a "J" flag.

Parameter	Result	RL	MDL	DF	Qual	Parameter	Result	RL	MDL	DF	Qual
Acetone	ND	10	6.1	1		1,3-Dichloropropane	ND	1.0	0.30	1	
Benzene	ND	0.50	0.26	1		2,2-Dichloropropane	ND	1.0	0.40	1	
Bromobenzene	ND	1.0	0.47	1		1,1-Dichloropropene	ND	1.0	0.21	1	
Bromochloromethane	ND	1.0	0.68	1		c-1,3-Dichloropropene	ND	0.50	0.45	1	
Bromodichloromethane	ND	1.0	0.27	1		t-1,3-Dichloropropene	ND	0.50	0.31	1	
Bromoform	ND	1.0	0.62	1		Ethylbenzene	ND	1.0	0.17	1	
Bromomethane	ND	10	2.9	1		2-Hexanone	ND	10	1.9	1	
2-Butanone	ND	10	4.2	1		Isopropylbenzene	ND	1.0	0.24	1	
n-Butylbenzene	ND	1.0	0.29	1		p-Isopropyltoluene	ND	1.0	0.21	1	
sec-Butylbenzene	ND	1.0	0.21	1		Methylene Chloride	ND	10	2.6	1	
tert-Butylbenzene	ND	1.0	0.17	1		4-Methyl-2-Pentanone	ND	10	2.4	1	
Carbon Disulfide	ND	10	1.0	1		Naphthalene	ND	10	0.95	1	
Carbon Tetrachloride	ND	0.50	0.42	1		n-Propylbenzene	ND	1.0	0.30	1	
Chlorobenzene	ND	1.0	0.36	1		Styrene	ND	1.0	0.29	1	
Chloroethane	ND	1.0	0.52	1		1,1,1,2-Tetrachloroethane	ND	1.0	0.37	1	
Chloroform	ND	1.0	0.22	1		1,1,2,2-Tetrachloroethane	ND	1.0	0.37	1	
Chloromethane	ND	10	1.8	1		Tetrachloroethene	ND	1.0	0.29	1	
2-Chlorotoluene	ND	1.0	0.24	1		Toluene	ND	1.0	0.35	1	
4-Chlorotoluene	ND	1.0	0.30	1		1,2,3-Trichlorobenzene	ND	1.0	0.39	1	
Dibromochloromethane	ND	1.0	0.45	1		1,2,4-Trichlorobenzene	ND	1.0	0.35	1	
1,2-Dibromo-3-Chloropropane	ND	5.0	2.5	1		1,1,1-Trichloroethane	ND	1.0	0.32	1	
1,2-Dibromoethane	ND	1.0	0.81	1		1,1,2-Trichloro-1,2,2-Trifluoroethane	ND	10	0.54	1	
Dibromomethane	ND	1.0	0.42	1		1,1,2-Trichloroethane	ND	1.0	0.54	1	
1,2-Dichlorobenzene	ND	1.0	0.24	1		Trichloroethene	ND	1.0	0.30	1	
1,3-Dichlorobenzene	ND	1.0	0.38	1		Trichlorofluoromethane	ND	10	0.36	1	
1,4-Dichlorobenzene	ND	1.0	0.30	1		1,2,3-Trichloropropane	ND	5.0	2.3	1	
Dichlorodifluoromethane	ND	1.0	0.27	1		1,2,4-Trimethylbenzene	ND	1.0	0.26	1	
1,1-Dichloroethane	ND	1.0	0.53	1		1,3,5-Trimethylbenzene	ND	1.0	0.19	1	
1,2-Dichloroethane	ND	0.50	0.22	1		Vinyl Acetate	ND	10	3.2	1	
1,1-Dichloroethene	ND	1.0	0.31	1		Vinyl Chloride	ND	0.50	0.33	1	
c-1,2-Dichloroethene	ND	1.0	0.35	1		p/m-Xylene	ND	1.0	0.38	1	
t-1,2-Dichloroethene	ND	1.0	0.29	1		o-Xylene	ND	1.0	0.21	1	
1,2-Dichloropropane	ND	1.0	0.28	1		Methyl-t-Butyl Ether (MTBE)	ND	1.0	0.29	1	

Surrogates:	REC (%)	Control Limits	Qual	Surrogates:	REC (%)	Control Limits	Qual
Dibromofluoromethane	102	74-140		1,2-Dichloroethane-d4	107	74-146	
Toluene-d8	95	88-112		1,4-Bromofluorobenzene	98	74-110	

RL - Reporting Limit , DF - Dilution Factor , Qual - Qualifiers

Calscience Environmental Laboratories, Inc.

Analytical Report

Tetra Tech, Inc.	Date Received:	07/11/06
348 West Hospitality Lane, Ste 100	Work Order No:	06-07-0417
San Bernardino, CA 92408-3216	Preparation:	EPA 5030B
	Method:	EPA 8260B
	Units:	ug/L
Project: LMC Beaumont Site 1 / TC #18086-02		Page 2 of 7

Client Sample Number	Lab Sample Number	Date Collected	Matrix	Date Prepared	Date Analyzed	QC Batch ID
LEB-071106-GP	**06-07-0417-2**	**07/11/06**	**Aqueous**	**07/12/06**	**07/12/06**	**060712L01**

Comment(s): -Results were evaluated to the MDL, concentrations >= to the MDL but < RL, if found, are qualified with a "J" flag.

Parameter	Result	RL	MDL	DF	Qual	Parameter	Result	RL	MDL	DF	Qual
Acetone	ND	10	6.1	1		1,3-Dichloropropane	ND	1.0	0.30	1	
Benzene	ND	0.50	0.26	1		2,2-Dichloropropane	ND	1.0	0.40	1	
Bromobenzene	ND	1.0	0.47	1		1,1-Dichloropropene	ND	1.0	0.21	1	
Bromochloromethane	ND	1.0	0.68	1		c-1,3-Dichloropropene	ND	0.50	0.45	1	
Bromodichloromethane	ND	1.0	0.27	1		t-1,3-Dichloropropene	ND	0.50	0.31	1	
Bromoform	ND	1.0	0.62	1		Ethylbenzene	ND	1.0	0.17	1	
Bromomethane	ND	10	2.9	1		2-Hexanone	ND	10	1.9	1	
2-Butanone	ND	10	4.2	1		Isopropylbenzene	ND	1.0	0.24	1	
n-Butylbenzene	ND	1.0	0.29	1		p-Isopropyltoluene	ND	1.0	0.21	1	
sec-Butylbenzene	ND	1.0	0.21	1		Methylene Chloride	ND	10	2.6	1	
tert-Butylbenzene	ND	1.0	0.17	1		4-Methyl-2-Pentanone	ND	10	2.4	1	
Carbon Disulfide	ND	10	1.0	1		Naphthalene	ND	10	0.95	1	
Carbon Tetrachloride	ND	0.50	0.42	1		n-Propylbenzene	ND	1.0	0.30	1	
Chlorobenzene	ND	1.0	0.36	1		Styrene	ND	1.0	0.29	1	
Chloroethane	ND	1.0	0.52	1		1,1,1,2-Tetrachloroethane	ND	1.0	0.37	1	
Chloroform	0.33	1.0	0.22	1	J	1,1,2,2-Tetrachloroethane	ND	1.0	0.37	1	
Chloromethane	ND	10	1.8	1		Tetrachloroethene	ND	1.0	0.29	1	
2-Chlorotoluene	ND	1.0	0.24	1		Toluene	ND	1.0	0.35	1	
4-Chlorotoluene	ND	1.0	0.30	1		1,2,3-Trichlorobenzene	ND	1.0	0.39	1	
Dibromochloromethane	ND	1.0	0.45	1		1,2,4-Trichlorobenzene	ND	1.0	0.35	1	
1,2-Dibromo-3-Chloropropane	ND	5.0	2.5	1		1,1,1-Trichloroethane	ND	1.0	0.32	1	
1,2-Dibromoethane	ND	1.0	0.81	1		1,1,2-Trichloro-1,2,2-Trifluoroethane	ND	10	0.54	1	
Dibromomethane	ND	1.0	0.42	1		1,1,2-Trichloroethane	ND	1.0	0.54	1	
1,2-Dichlorobenzene	ND	1.0	0.24	1		Trichloroethene	3.7	1.0	0.30	1	
1,3-Dichlorobenzene	ND	1.0	0.38	1		Trichlorofluoromethane	ND	10	0.36	1	
1,4-Dichlorobenzene	ND	1.0	0.30	1		1,2,3-Trichloropropane	ND	5.0	2.3	1	
Dichlorodifluoromethane	ND	1.0	0.27	1		1,2,4-Trimethylbenzene	ND	1.0	0.26	1	
1,1-Dichloroethane	ND	1.0	0.53	1		1,3,5-Trimethylbenzene	ND	1.0	0.19	1	
1,2-Dichloroethane	ND	0.50	0.22	1		Vinyl Acetate	ND	10	3.2	1	
1,1-Dichloroethene	1.1	1.0	0.31	1		Vinyl Chloride	ND	0.50	0.33	1	
c-1,2-Dichloroethene	ND	1.0	0.35	1		p/m-Xylene	ND	1.0	0.38	1	
t-1,2-Dichloroethene	ND	1.0	0.29	1		o-Xylene	ND	1.0	0.21	1	
1,2-Dichloropropane	ND	1.0	0.28	1		Methyl-t-Butyl Ether (MTBE)	ND	1.0	0.29	1	

Surrogates:	REC (%)	Control Limits	Qual	Surrogates:	REC (%)	Control Limits	Qual
Dibromofluoromethane	101	74-140		1,2-Dichloroethane-d4	109	74-146	
Toluene-d8	90	88-112		1,4-Bromofluorobenzene	101	74-110	

RL - Reporting Limit , DF - Dilution Factor , Qual - Qualifiers

Calscience Environmental Laboratories, Inc.

Analytical Report

Tetra Tech, Inc.	Date Received:	07/11/06
348 West Hospitality Lane, Ste 100	Work Order No:	06-07-0417
San Bernardino, CA 92408-3216	Preparation:	EPA 5030B
	Method:	EPA 8260B
	Units:	ug/L
Project: LMC Beaumont Site 1 / TC #18086-02		Page 3 of 7

Client Sample Number	Lab Sample Number	Date Collected	Matrix	Date Prepared	Date Analyzed	QC Batch ID
MW-55	**06-07-0417-3**	**07/11/06**	**Aqueous**	**07/12/06**	**07/12/06**	**060712L01**

Comment(s): -Results were evaluated to the MDL, concentrations >= to the MDL but < RL, if found, are qualified with a "J" flag.

Parameter	Result	RL	MDL	DF	Qual	Parameter	Result	RL	MDL	DF	Qual
Acetone	ND	10	6.1	1		1,3-Dichloropropane	ND	1.0	0.30	1	
Benzene	ND	0.50	0.26	1		2,2-Dichloropropane	ND	1.0	0.40	1	
Bromobenzene	ND	1.0	0.47	1		1,1-Dichloropropene	ND	1.0	0.21	1	
Bromochloromethane	ND	1.0	0.68	1		c-1,3-Dichloropropene	ND	0.50	0.45	1	
Bromodichloromethane	ND	1.0	0.27	1		t-1,3-Dichloropropene	ND	0.50	0.31	1	
Bromoform	ND	1.0	0.62	1		Ethylbenzene	ND	1.0	0.17	1	
Bromomethane	ND	10	2.9	1		2-Hexanone	ND	10	1.9	1	
2-Butanone	ND	10	4.2	1		Isopropylbenzene	ND	1.0	0.24	1	
n-Butylbenzene	ND	1.0	0.29	1		p-Isopropyltoluene	ND	1.0	0.21	1	
sec-Butylbenzene	ND	1.0	0.21	1		Methylene Chloride	ND	10	2.6	1	
tert-Butylbenzene	ND	1.0	0.17	1		4-Methyl-2-Pentanone	ND	10	2.4	1	
Carbon Disulfide	ND	10	1.0	1		Naphthalene	ND	10	0.95	1	
Carbon Tetrachloride	ND	0.50	0.42	1		n-Propylbenzene	ND	1.0	0.30	1	
Chlorobenzene	ND	1.0	0.36	1		Styrene	ND	1.0	0.29	1	
Chloroethane	ND	1.0	0.52	1		1,1,1,2-Tetrachloroethane	ND	1.0	0.37	1	
Chloroform	0.74	1.0	0.22	1	J	1,1,2,2-Tetrachloroethane	ND	1.0	0.37	1	
Chloromethane	ND	10	1.8	1		Tetrachloroethene	ND	1.0	0.29	1	
2-Chlorotoluene	ND	1.0	0.24	1		Toluene	ND	1.0	0.35	1	
4-Chlorotoluene	ND	1.0	0.30	1		1,2,3-Trichlorobenzene	ND	1.0	0.39	1	
Dibromochloromethane	ND	1.0	0.45	1		1,2,4-Trichlorobenzene	ND	1.0	0.35	1	
1,2-Dibromo-3-Chloropropane	ND	5.0	2.5	1		1,1,1-Trichloroethane	ND	1.0	0.32	1	
1,2-Dibromoethane	ND	1.0	0.81	1		1,1,2-Trichloro-1,2,2-Trifluoroethane	ND	10	0.54	1	
Dibromomethane	ND	1.0	0.42	1		1,1,2-Trichloroethane	ND	1.0	0.54	1	
1,2-Dichlorobenzene	ND	1.0	0.24	1		Trichloroethene	73	1	0.30	1	
1,3-Dichlorobenzene	ND	1.0	0.38	1		Trichlorofluoromethane	ND	10	0.36	1	
1,4-Dichlorobenzene	ND	1.0	0.30	1		1,2,3-Trichloropropane	ND	5.0	2.3	1	
Dichlorodifluoromethane	ND	1.0	0.27	1		1,2,4-Trimethylbenzene	ND	1.0	0.26	1	
1,1-Dichloroethane	2.4	1.0	0.53	1		1,3,5-Trimethylbenzene	ND	1.0	0.19	1	
1,2-Dichloroethane	2.9	0.5	0.22	1		Vinyl Acetate	ND	10	3.2	1	
1,1-Dichloroethene	60	1	0.31	1		Vinyl Chloride	ND	0.50	0.33	1	
c-1,2-Dichloroethene	0.82	1.0	0.35	1	J	p/m-Xylene	ND	1.0	0.38	1	
t-1,2-Dichloroethene	ND	1.0	0.29	1		o-Xylene	ND	1.0	0.21	1	
1,2-Dichloropropane	ND	1.0	0.28	1		Methyl-t-Butyl Ether (MTBE)	ND	1.0	0.29	1	

Surrogates:	REC (%)	Control Limits	Qual	Surrogates:	REC (%)	Control Limits	Qual
Dibromofluoromethane	104	74-140		1,2-Dichloroethane-d4	109	74-146	
Toluene-d8	95	88-112		1,4-Bromofluorobenzene	100	74-110	

RL - Reporting Limit , DF - Dilution Factor , Qual - Qualifiers

Calscience Environmental Laboratories, Inc.

Analytical Report

Tetra Tech, Inc.	Date Received:	07/11/06
348 West Hospitality Lane, Ste 100	Work Order No:	06-07-0417
San Bernardino, CA 92408-3216	Preparation:	EPA 5030B
	Method:	EPA 8260B
	Units:	ug/L
Project: LMC Beaumont Site 1 / TC #18086-02		Page 4 of 7

Client Sample Number	Lab Sample Number	Date Collected	Matrix	Date Prepared	Date Analyzed	QC Batch ID
MW-57B	**06-07-0417-4**	**07/11/06**	**Aqueous**	**07/12/06**	**07/12/06**	**060712L01**

Comment(s): -Results were evaluated to the MDL, concentrations >= to the MDL but < RL, if found, are qualified with a "J" flag.

Parameter	Result	RL	MDL	DF	Qual	Parameter	Result	RL	MDL	DF	Qual
Acetone	ND	10	6.1	1		1,3-Dichloropropane	ND	1.0	0.30	1	
Benzene	ND	0.50	0.26	1		2,2-Dichloropropane	ND	1.0	0.40	1	
Bromobenzene	ND	1.0	0.47	1		1,1-Dichloropropene	ND	1.0	0.21	1	
Bromochloromethane	ND	1.0	0.68	1		c-1,3-Dichloropropene	ND	0.50	0.45	1	
Bromodichloromethane	ND	1.0	0.27	1		t-1,3-Dichloropropene	ND	0.50	0.31	1	
Bromoform	ND	1.0	0.62	1		Ethylbenzene	ND	1.0	0.17	1	
Bromomethane	ND	10	2.9	1		2-Hexanone	ND	10	1.9	1	
2-Butanone	ND	10	4.2	1		Isopropylbenzene	ND	1.0	0.24	1	
n-Butylbenzene	ND	1.0	0.29	1		p-Isopropyltoluene	ND	1.0	0.21	1	
sec-Butylbenzene	ND	1.0	0.21	1		Methylene Chloride	ND	10	2.6	1	
tert-Butylbenzene	ND	1.0	0.17	1		4-Methyl-2-Pentanone	ND	10	2.4	1	
Carbon Disulfide	ND	10	1.0	1		Naphthalene	ND	10	0.95	1	
Carbon Tetrachloride	ND	0.50	0.42	1		n-Propylbenzene	ND	1.0	0.30	1	
Chlorobenzene	ND	1.0	0.36	1		Styrene	ND	1.0	0.29	1	
Chloroethane	ND	1.0	0.52	1		1,1,1,2-Tetrachloroethane	ND	1.0	0.37	1	
Chloroform	0.52	1.0	0.22	1	J	1,1,2,2-Tetrachloroethane	ND	1.0	0.37	1	
Chloromethane	ND	10	1.8	1		Tetrachloroethene	ND	1.0	0.29	1	
2-Chlorotoluene	ND	1.0	0.24	1		Toluene	ND	1.0	0.35	1	
4-Chlorotoluene	ND	1.0	0.30	1		1,2,3-Trichlorobenzene	ND	1.0	0.39	1	
Dibromochloromethane	ND	1.0	0.45	1		1,2,4-Trichlorobenzene	ND	1.0	0.35	1	
1,2-Dibromo-3-Chloropropane	ND	5.0	2.5	1		1,1,1-Trichloroethane	ND	1.0	0.32	1	
1,2-Dibromoethane	ND	1.0	0.81	1		1,1,2-Trichloro-1,2,2-Trifluoroethane	ND	10	0.54	1	
Dibromomethane	ND	1.0	0.42	1		1,1,2-Trichloroethane	ND	1.0	0.54	1	
1,2-Dichlorobenzene	ND	1.0	0.24	1		Trichloroethene	34	1	0.30	1	
1,3-Dichlorobenzene	ND	1.0	0.38	1		Trichlorofluoromethane	ND	10	0.36	1	
1,4-Dichlorobenzene	ND	1.0	0.30	1		1,2,3-Trichloropropane	ND	5.0	2.3	1	
Dichlorodifluoromethane	ND	1.0	0.27	1		1,2,4-Trimethylbenzene	ND	1.0	0.26	1	
1,1-Dichloroethane	1.2	1.0	0.53	1		1,3,5-Trimethylbenzene	ND	1.0	0.19	1	
1,2-Dichloroethane	1.3	0.5	0.22	1		Vinyl Acetate	ND	10	3.2	1	
1,1-Dichloroethene	38	1	0.31	1		Vinyl Chloride	ND	0.50	0.33	1	
c-1,2-Dichloroethene	ND	1.0	0.35	1		p/m-Xylene	ND	1.0	0.38	1	
t-1,2-Dichloroethene	ND	1.0	0.29	1		o-Xylene	ND	1.0	0.21	1	
1,2-Dichloropropane	ND	1.0	0.28	1		Methyl-t-Butyl Ether (MTBE)	ND	1.0	0.29	1	

Surrogates:	REC (%)	Control Limits	Qual	Surrogates:	REC (%)	Control Limits	Qual
Dibromofluoromethane	101	74-140		1,2-Dichloroethane-d4	109	74-146	
Toluene-d8	94	88-112		1,4-Bromofluorobenzene	98	74-110	

RL - Reporting Limit , DF - Dilution Factor , Qual - Qualifiers

Calscience Environmental Laboratories, Inc.

Analytical Report

Tetra Tech, Inc.	Date Received:	07/11/06
348 West Hospitality Lane, Ste 100	Work Order No:	06-07-0417
San Bernardino, CA 92408-3216	Preparation:	EPA 5030B
	Method:	EPA 8260B
	Units:	ug/L
Project: LMC Beaumont Site 1 / TC #18086-02		Page 5 of 7

Client Sample Number	Lab Sample Number	Date Collected	Matrix	Date Prepared	Date Analyzed	QC Batch ID
MW-157B	**06-07-0417-5**	**07/11/06**	**Aqueous**	**07/12/06**	**07/12/06**	**060712L01**

Comment(s): -Results were evaluated to the MDL, concentrations >= to the MDL but < RL, if found, are qualified with a "J" flag.

Parameter	Result	RL	MDL	DF	Qual	Parameter	Result	RL	MDL	DF	Qual
Acetone	ND	10	6.1	1		1,3-Dichloropropane	ND	1.0	0.30	1	
Benzene	ND	0.50	0.26	1		2,2-Dichloropropane	ND	1.0	0.40	1	
Bromobenzene	ND	1.0	0.47	1		1,1-Dichloropropene	ND	1.0	0.21	1	
Bromochloromethane	ND	1.0	0.68	1		c-1,3-Dichloropropene	ND	0.50	0.45	1	
Bromodichloromethane	ND	1.0	0.27	1		t-1,3-Dichloropropene	ND	0.50	0.31	1	
Bromoform	ND	1.0	0.62	1		Ethylbenzene	ND	1.0	0.17	1	
Bromomethane	ND	10	2.9	1		2-Hexanone	ND	10	1.9	1	
2-Butanone	ND	10	4.2	1		Isopropylbenzene	ND	1.0	0.24	1	
n-Butylbenzene	ND	1.0	0.29	1		p-Isopropyltoluene	ND	1.0	0.21	1	
sec-Butylbenzene	ND	1.0	0.21	1		Methylene Chloride	ND	10	2.6	1	
tert-Butylbenzene	ND	1.0	0.17	1		4-Methyl-2-Pentanone	ND	10	2.4	1	
Carbon Disulfide	ND	10	1.0	1		Naphthalene	ND	10	0.95	1	
Carbon Tetrachloride	ND	0.50	0.42	1		n-Propylbenzene	ND	1.0	0.30	1	
Chlorobenzene	ND	1.0	0.36	1		Styrene	ND	1.0	0.29	1	
Chloroethane	ND	1.0	0.52	1		1,1,1,2-Tetrachloroethane	ND	1.0	0.37	1	
Chloroform	0.45	1.0	0.22	1	J	1,1,2,2-Tetrachloroethane	ND	1.0	0.37	1	
Chloromethane	ND	10	1.8	1		Tetrachloroethene	ND	1.0	0.29	1	
2-Chlorotoluene	ND	1.0	0.24	1		Toluene	ND	1.0	0.35	1	
4-Chlorotoluene	ND	1.0	0.30	1		1,2,3-Trichlorobenzene	ND	1.0	0.39	1	
Dibromochloromethane	ND	1.0	0.45	1		1,2,4-Trichlorobenzene	ND	1.0	0.35	1	
1,2-Dibromo-3-Chloropropane	ND	5.0	2.5	1		1,1,1-Trichloroethane	ND	1.0	0.32	1	
1,2-Dibromoethane	ND	1.0	0.81	1		1,1,2-Trichloro-1,2,2-Trifluoroethane	ND	10	0.54	1	
Dibromomethane	ND	1.0	0.42	1		1,1,2-Trichloroethane	ND	1.0	0.54	1	
1,2-Dichlorobenzene	ND	1.0	0.24	1		Trichloroethene	33	1	0.30	1	
1,3-Dichlorobenzene	ND	1.0	0.38	1		Trichlorofluoromethane	ND	10	0.36	1	
1,4-Dichlorobenzene	ND	1.0	0.30	1		1,2,3-Trichloropropane	ND	5.0	2.3	1	
Dichlorodifluoromethane	ND	1.0	0.27	1		1,2,4-Trimethylbenzene	ND	1.0	0.26	1	
1,1-Dichloroethane	1.2	1.0	0.53	1		1,3,5-Trimethylbenzene	ND	1.0	0.19	1	
1,2-Dichloroethane	1.3	0.5	0.22	1		Vinyl Acetate	ND	10	3.2	1	
1,1-Dichloroethene	36	1	0.31	1		Vinyl Chloride	ND	0.50	0.33	1	
c-1,2-Dichloroethene	ND	1.0	0.35	1		p/m-Xylene	ND	1.0	0.38	1	
t-1,2-Dichloroethene	ND	1.0	0.29	1		o-Xylene	ND	1.0	0.21	1	
1,2-Dichloropropane	ND	1.0	0.28	1		Methyl-t-Butyl Ether (MTBE)	ND	1.0	0.29	1	

Surrogates:	REC (%)	Control Limits	Qual	Surrogates:	REC (%)	Control Limits	Qual
Dibromofluoromethane	98	74-140		1,2-Dichloroethane-d4	107	74-146	
Toluene-d8	94	88-112		1,4-Bromofluorobenzene	97	74-110	

RL - Reporting Limit , DF - Dilution Factor , Qual - Qualifiers

Calscience Environmental Laboratories, Inc.

Analytical Report

Tetra Tech, Inc.	Date Received:	07/11/06
348 West Hospitality Lane, Ste 100	Work Order No:	06-07-0417
San Bernardino, CA 92408-3216	Preparation:	EPA 5030B
	Method:	EPA 8260B
	Units:	ug/L
Project: LMC Beaumont Site 1 / TC #18086-02		Page 6 of 7

Client Sample Number	Lab Sample Number	Date Collected	Matrix	Date Prepared	Date Analyzed	QC Batch ID
MW-56D	**06-07-0417-6**	**07/11/06**	**Aqueous**	**07/12/06**	**07/12/06**	**060712L01**

Comment(s): -Results were evaluated to the MDL, concentrations >= to the MDL but < RL, if found, are qualified with a "J" flag.

Parameter	Result	RL	MDL	DF	Qual	Parameter	Result	RL	MDL	DF	Qual
Acetone	ND	10	6.1	1		1,3-Dichloropropane	ND	1.0	0.30	1	
Benzene	ND	0.50	0.26	1		2,2-Dichloropropane	ND	1.0	0.40	1	
Bromobenzene	ND	1.0	0.47	1		1,1-Dichloropropene	ND	1.0	0.21	1	
Bromochloromethane	ND	1.0	0.68	1		c-1,3-Dichloropropene	ND	0.50	0.45	1	
Bromodichloromethane	ND	1.0	0.27	1		t-1,3-Dichloropropene	ND	0.50	0.31	1	
Bromoform	ND	1.0	0.62	1		Ethylbenzene	ND	1.0	0.17	1	
Bromomethane	ND	10	2.9	1		2-Hexanone	ND	10	1.9	1	
2-Butanone	ND	10	4.2	1		Isopropylbenzene	ND	1.0	0.24	1	
n-Butylbenzene	ND	1.0	0.29	1		p-Isopropyltoluene	ND	1.0	0.21	1	
sec-Butylbenzene	ND	1.0	0.21	1		Methylene Chloride	ND	10	2.6	1	
tert-Butylbenzene	ND	1.0	0.17	1		4-Methyl-2-Pentanone	ND	10	2.4	1	
Carbon Disulfide	ND	10	1.0	1		Naphthalene	ND	10	0.95	1	
Carbon Tetrachloride	ND	0.50	0.42	1		n-Propylbenzene	ND	1.0	0.30	1	
Chlorobenzene	ND	1.0	0.36	1		Styrene	ND	1.0	0.29	1	
Chloroethane	ND	1.0	0.52	1		1,1,1,2-Tetrachloroethane	ND	1.0	0.37	1	
Chloroform	0.52	1.0	0.22	1	J	1,1,2,2-Tetrachloroethane	ND	1.0	0.37	1	
Chloromethane	ND	10	1.8	1		Tetrachloroethene	ND	1.0	0.29	1	
2-Chlorotoluene	ND	1.0	0.24	1		Toluene	ND	1.0	0.35	1	
4-Chlorotoluene	ND	1.0	0.30	1		1,2,3-Trichlorobenzene	ND	1.0	0.39	1	
Dibromochloromethane	ND	1.0	0.45	1		1,2,4-Trichlorobenzene	ND	1.0	0.35	1	
1,2-Dibromo-3-Chloropropane	ND	5.0	2.5	1		1,1,1-Trichloroethane	ND	1.0	0.32	1	
1,2-Dibromoethane	ND	1.0	0.81	1		1,1,2-Trichloro-1,2,2-Trifluoroethane	ND	10	0.54	1	
Dibromomethane	ND	1.0	0.42	1		1,1,2-Trichloroethane	ND	1.0	0.54	1	
1,2-Dichlorobenzene	ND	1.0	0.24	1		Trichloroethene	36	1	0.30	1	
1,3-Dichlorobenzene	ND	1.0	0.38	1		Trichlorofluoromethane	ND	10	0.36	1	
1,4-Dichlorobenzene	ND	1.0	0.30	1		1,2,3-Trichloropropane	ND	5.0	2.3	1	
Dichlorodifluoromethane	ND	1.0	0.27	1		1,2,4-Trimethylbenzene	ND	1.0	0.26	1	
1,1-Dichloroethane	0.72	1.0	0.53	1	J	1,3,5-Trimethylbenzene	ND	1.0	0.19	1	
1,2-Dichloroethane	0.66	0.50	0.22	1		Vinyl Acetate	ND	10	3.2	1	
1,1-Dichloroethene	39	1	0.31	1		Vinyl Chloride	ND	0.50	0.33	1	
c-1,2-Dichloroethene	ND	1.0	0.35	1		p/m-Xylene	ND	1.0	0.38	1	
t-1,2-Dichloroethene	ND	1.0	0.29	1		o-Xylene	ND	1.0	0.21	1	
1,2-Dichloropropane	ND	1.0	0.28	1		Methyl-t-Butyl Ether (MTBE)	ND	1.0	0.29	1	

Surrogates:	REC (%)	Control Limits	Qual	Surrogates:	REC (%)	Control Limits	Qual
Dibromofluoromethane	102	74-140		1,2-Dichloroethane-d4	107	74-146	
Toluene-d8	96	88-112		1,4-Bromofluorobenzene	98	74-110	

RL - Reporting Limit , DF - Dilution Factor , Qual - Qualifiers

Calscience Environmental Laboratories, Inc.

Analytical Report

Tetra Tech, Inc.	Date Received:	07/11/06
348 West Hospitality Lane, Ste 100	Work Order No:	06-07-0417
San Bernardino, CA 92408-3216	Preparation:	EPA 5030B
	Method:	EPA 8260B
	Units:	ug/L
Project: LMC Beaumont Site 1 / TC #18086-02		Page 7 of 7

Client Sample Number	Lab Sample Number	Date Collected	Matrix	Date Prepared	Date Analyzed	QC Batch ID
Method Blank	**099-10-006-18,505**	**N/A**	**Aqueous**	**07/12/06**	**07/12/06**	**060712L01**

Comment(s): -Results were evaluated to the MDL, concentrations >= to the MDL but < RL, if found, are qualified with a "J" flag.

Parameter	Result	RL	MDL	DF	Qual	Parameter	Result	RL	MDL	DF	Qual
Acetone	ND	10	6.1	1		1,3-Dichloropropane	ND	1.0	0.30	1	
Benzene	ND	0.50	0.26	1		2,2-Dichloropropane	ND	1.0	0.40	1	
Bromobenzene	ND	1.0	0.47	1		1,1-Dichloropropene	ND	1.0	0.21	1	
Bromochloromethane	ND	1.0	0.68	1		c-1,3-Dichloropropene	ND	0.50	0.45	1	
Bromodichloromethane	ND	1.0	0.27	1		t-1,3-Dichloropropene	ND	0.50	0.31	1	
Bromoform	ND	1.0	0.62	1		Ethylbenzene	ND	1.0	0.17	1	
Bromomethane	ND	10	2.9	1		2-Hexanone	ND	10	1.9	1	
2-Butanone	ND	10	4.2	1		Isopropylbenzene	ND	1.0	0.24	1	
n-Butylbenzene	ND	1.0	0.29	1		p-Isopropyltoluene	ND	1.0	0.21	1	
sec-Butylbenzene	ND	1.0	0.21	1		Methylene Chloride	ND	10	2.6	1	
tert-Butylbenzene	ND	1.0	0.17	1		4-Methyl-2-Pentanone	ND	10	2.4	1	
Carbon Disulfide	ND	10	1.0	1		Naphthalene	ND	10	0.95	1	
Carbon Tetrachloride	ND	0.50	0.42	1		n-Propylbenzene	ND	1.0	0.30	1	
Chlorobenzene	ND	1.0	0.36	1		Styrene	ND	1.0	0.29	1	
Chloroethane	ND	1.0	0.52	1		1,1,1,2-Tetrachloroethane	ND	1.0	0.37	1	
Chloroform	ND	1.0	0.22	1		1,1,2,2-Tetrachloroethane	ND	1.0	0.37	1	
Chloromethane	ND	10	1.8	1		Tetrachloroethene	ND	1.0	0.29	1	
2-Chlorotoluene	ND	1.0	0.24	1		Toluene	ND	1.0	0.35	1	
4-Chlorotoluene	ND	1.0	0.30	1		1,2,3-Trichlorobenzene	ND	1.0	0.39	1	
Dibromochloromethane	ND	1.0	0.45	1		1,2,4-Trichlorobenzene	ND	1.0	0.35	1	
1,2-Dibromo-3-Chloropropane	ND	5.0	2.5	1		1,1,1-Trichloroethane	ND	1.0	0.32	1	
1,2-Dibromoethane	ND	1.0	0.81	1		1,1,2-Trichloro-1,2,2-Trifluoroethane	ND	10	0.54	1	
Dibromomethane	ND	1.0	0.42	1		1,1,2-Trichloroethane	ND	1.0	0.54	1	
1,2-Dichlorobenzene	ND	1.0	0.24	1		Trichloroethene	ND	1.0	0.30	1	
1,3-Dichlorobenzene	ND	1.0	0.38	1		Trichlorofluoromethane	ND	10	0.36	1	
1,4-Dichlorobenzene	ND	1.0	0.30	1		1,2,3-Trichloropropane	ND	5.0	2.3	1	
Dichlorodifluoromethane	ND	1.0	0.27	1		1,2,4-Trimethylbenzene	ND	1.0	0.26	1	
1,1-Dichloroethane	ND	1.0	0.53	1		1,3,5-Trimethylbenzene	ND	1.0	0.19	1	
1,2-Dichloroethane	ND	0.50	0.22	1		Vinyl Acetate	ND	10	3.2	1	
1,1-Dichloroethene	ND	1.0	0.31	1		Vinyl Chloride	ND	0.50	0.33	1	
c-1,2-Dichloroethene	ND	1.0	0.35	1		p/m-Xylene	ND	1.0	0.38	1	
t-1,2-Dichloroethene	ND	1.0	0.29	1		o-Xylene	ND	1.0	0.21	1	
1,2-Dichloropropane	ND	1.0	0.28	1		Methyl-t-Butyl Ether (MTBE)	ND	1.0	0.29	1	

Surrogates:	REC (%)	Control Limits	Qual	Surrogates:	REC (%)	Control Limits	Qual
Dibromofluoromethane	103	74-140		1,2-Dichloroethane-d4	108	74-146	
Toluene-d8	97	88-112		1,4-Bromofluorobenzene	97	74-110	

RL - Reporting Limit , DF - Dilution Factor , Qual - Qualifiers

Calscience Environmental Laboratories, Inc.

EPA 8260B Tentatively Identified Compound List

Work Order	CEL Sample	Client ID	Q	Compound	CAS NUMBER	RT	On Column Conc. ug/L	Estimated Conc. ug/L
06-07-0417				No TICs found for all samples				

Q Qualifier
RT Retention Time

7440 Lincoln Way, Garden Grove, CA 92841-1432 • TEL: (714) 895-5494 • FAX: (714) 894-7501

Calscience Environmental Laboratories, Inc.

Analytical Report

Tetra Tech, Inc.		Date Received:	07/11/06
348 West Hospitality Lane, Ste 100		Work Order No:	06-07-0417
San Bernardino, CA 92408-3216		Preparation:	EPA 5030B
		Method:	SRL 524M-TCP

Project: LMC Beaumont Site 1 / TC #18086-02

Client Sample Number	Lab Sample Number	Date Collected	Matrix	Date Prepared	Date Analyzed	QC Batch ID
LEB-071106-GP	**06-07-0417-2**	**07/11/06**	**Aqueous**	**07/12/06**	**07/12/06**	**060712L01**

Comment(s): -Results were evaluated to the MDL, concentrations >= to the MDL but < RL, if found, are qualified with a "J" flag.

Parameter	Result	RL	MDL	DF	Qual	Units
1,2,3-Trichloropropane	ND	0.0050	0.0017	1		ug/L

Client Sample Number	Lab Sample Number	Date Collected	Matrix	Date Prepared	Date Analyzed	QC Batch ID
MW-57B	**06-07-0417-4**	**07/11/06**	**Aqueous**	**07/12/06**	**07/12/06**	**060712L01**

Comment(s): -Results were evaluated to the MDL, concentrations >= to the MDL but < RL, if found, are qualified with a "J" flag.

Parameter	Result	RL	MDL	DF	Qual	Units
1,2,3-Trichloropropane	ND	0.0050	0.0017	1		ug/L

Client Sample Number	Lab Sample Number	Date Collected	Matrix	Date Prepared	Date Analyzed	QC Batch ID
MW-157B	**06-07-0417-5**	**07/11/06**	**Aqueous**	**07/12/06**	**07/12/06**	**060712L01**

Comment(s): -Results were evaluated to the MDL, concentrations >= to the MDL but < RL, if found, are qualified with a "J" flag.

Parameter	Result	RL	MDL	DF	Qual	Units
1,2,3-Trichloropropane	0.0018	0.0050	0.0017	1	J	ug/L

Client Sample Number	Lab Sample Number	Date Collected	Matrix	Date Prepared	Date Analyzed	QC Batch ID
Method Blank	**099-10-022-249**	**N/A**	**Aqueous**	**07/12/06**	**07/12/06**	**060712L01**

Comment(s): -Results were evaluated to the MDL, concentrations >= to the MDL but < RL, if found, are qualified with a "J" flag.

Parameter	Result	RL	MDL	DF	Qual	Units
1,2,3-Trichloropropane	ND	0.0050	0.0017	1		ug/L

RL - Reporting Limit , DF - Dilution Factor , Qual - Qualifiers

Calscience Environmental Laboratories, Inc.

Analytical Report

Tetra Tech, Inc.
348 West Hospitality Lane, Ste 100
San Bernardino, CA 92408-3216

Date Received: 07/11/06
Work Order No: 06-07-0417

Project: LMC Beaumont Site 1 / TC #18086-02

Client Sample Number	Lab Sample Number	Date Collected	Matrix
LEB-071106-GP	**06-07-0417-2**	**07/11/06**	**Aqueous**

Comment(s): (1) Results were evaluated to the MDL, concentrations >= to the MDL but < RL, if found, are qualified with a "J" flag.

Parameter	Result	RL	MDL	DF	Qual	Units	Date Prepared	Date Analyzed	Method
Chromium, Hexavalent (1)	0.13	0.20	0.0050	1	J,B	ug/L	N/A	07/11/06	EPA 218.6
Perchlorate (1)	ND	2.0	0.43	1		ug/L	N/A	07/17/06	EPA 314.0

Client Sample Number	Lab Sample Number	Date Collected	Matrix
MW-55	**06-07-0417-3**	**07/11/06**	**Aqueous**

Parameter	Result	RL	MDL	DF	Qual	Units	Date Prepared	Date Analyzed	Method
Perchlorate	1000	200	43	100		ug/L	N/A	07/17/06	EPA 314.0

Client Sample Number	Lab Sample Number	Date Collected	Matrix
MW-57B	**06-07-0417-4**	**07/11/06**	**Aqueous**

Parameter	Result	RL	MDL	DF	Qual	Units	Date Prepared	Date Analyzed	Method
Chromium, Hexavalent	1.5	0.2	0.0050	1	B	ug/L	N/A	07/11/06	EPA 218.6
Perchlorate	670	40	8.6	20		ug/L	N/A	07/17/06	EPA 314.0

Client Sample Number	Lab Sample Number	Date Collected	Matrix
MW-157B	**06-07-0417-5**	**07/11/06**	**Aqueous**

Parameter	Result	RL	MDL	DF	Qual	Units	Date Prepared	Date Analyzed	Method
Chromium, Hexavalent	1.5	0.2	0.0050	1	B	ug/L	N/A	07/11/06	EPA 218.6
Perchlorate	680	40	8.6	20		ug/L	N/A	07/17/06	EPA 314.0

Client Sample Number	Lab Sample Number	Date Collected	Matrix
MW-56D	**06-07-0417-6**	**07/11/06**	**Aqueous**

Parameter	Result	RL	MDL	DF	Qual	Units	Date Prepared	Date Analyzed	Method
Perchlorate	670	40	8.6	20		ug/L	N/A	07/17/06	EPA 314.0

RL - Reporting Limit , DF - Dilution Factor , Qual - Qualifiers

Calscience Environmental Laboratories, Inc.

Analytical Report

Tetra Tech, Inc.
348 West Hospitality Lane, Ste 100
San Bernardino, CA 92408-3216

Date Received: 07/11/06
Work Order No: 06-07-0417

Project: LMC Beaumont Site 1 / TC #18086-02

Client Sample Number	Lab Sample Number	Date Collected	Matrix
Method Blank		**N/A**	**Aqueous**

Comment(s): (1) Results were evaluated to the MDL, concentrations >= to the MDL but < RL, if found, are qualified with a "J" flag.

Parameter	Result	RL	MDL	DF	Qual	Units	Date Prepared	Date Analyzed	Method
Chromium, Hexavalent (1)	0.050	0.20	0.0050	1	J	ug/L	N/A	07/11/06	EPA 218.6
Perchlorate (1)	ND	2.0	0.43	1		ug/L	N/A	07/17/06	EPA 314.0

RL - Reporting Limit , DF - Dilution Factor , Qual - Qualifiers

Calscience Environmental Laboratories, Inc.

Quality Control - Spike/Spike Duplicate

Tetra Tech, Inc.
348 West Hospitality Lane, Ste 100
San Bernardino, CA 92408-3216

Date Received: 07/11/06
Work Order No: 06-07-0417
Preparation: EPA 3010A Total
Method: EPA 6010B

Project LMC Beaumont Site 1 / TC #18086-02

Quality Control Sample ID	Matrix	Instrument	Date Prepared	Date Analyzed	MS/MSD Batch Number
MW-57B	**Aqueous**	**ICP 3300**	**07/11/06**	**07/12/06**	**060711S10**

Parameter	MS %REC	MSD %REC	%REC CL	RPD	RPD CL	Qualifiers
Arsenic	103	109	80-140	6	0-11	
Beryllium	108	111	89-119	3	0-8	
Cadmium	109	113	82-124	3	0-7	
Lead	108	113	84-120	5	0-7	

RPD - Relative Percent Difference , CL - Control Limit

Calscience Environmental Laboratories, Inc.

Quality Control - Spike/Spike Duplicate

Tetra Tech, Inc.
348 West Hospitality Lane, Ste 100
San Bernardino, CA 92408-3216

Date Received: 07/11/06
Work Order No: 06-07-0417
Preparation: EPA 3520B
Method: EPA 8270C

Project LMC Beaumont Site 1 / TC #18086-02

Quality Control Sample ID	Matrix	Instrument	Date Prepared	Date Analyzed	MS/MSD Batch Number
MW-57B	**Aqueous**	**GC/MS P**	**07/11/06**	**07/14/06**	**060711S11**

Parameter	MS %REC	MSD %REC	%REC CL	RPD	RPD CL	Qualifiers
Phenol	73	75	6-138	2	0-39	
2-Chlorophenol	83	77	48-120	7	0-26	
1,4-Dichlorobenzene	67	68	13-145	1	0-26	
N-Nitroso-di-n-propylamine	62	65	60-144	4	0-40	
4-Chloro-3-Methylphenol	75	75	58-130	0	0-27	
Acenaphthene	101	83	46-136	19	0-19	
4-Nitrophenol	154	101	8-176	41	0-34	4
2,4-Dinitrotoluene	152	97	54-144	44	0-17	3,4
Pentachlorophenol	92	65	52-136	35	0-35	
Pyrene	22	48	39-165	73	0-56	3,4
1,2,4-Trichlorobenzene	75	70	28-136	7	0-27	

RPD - Relative Percent Difference , CL - Control Limit

Calscience Environmental Laboratories, Inc.

Quality Control - Spike/Spike Duplicate

Tetra Tech, Inc.
348 West Hospitality Lane, Ste 100
San Bernardino, CA 92408-3216

Date Received: 07/11/06
Work Order No: 06-07-0417
Preparation: EPA 3520B
Method: EPA 8270C(M) Isotope Dilution

Project LMC Beaumont Site 1 / TC #18086-02

Quality Control Sample ID	Matrix	Instrument	Date Prepared	Date Analyzed	MS/MSD Batch Number
MW-57B	**Aqueous**	**GC/MS P**	**07/11/06**	**07/14/06**	**060711S11A**

Parameter	MS %REC	MSD %REC	%REC CL	RPD	RPD CL	Qualifiers
1,4-Dioxane	81	81	50-130	0	0-20	

RPD - Relative Percent Difference , CL - Control Limit

Calscience Environmental Laboratories, Inc.

Quality Control - Spike/Spike Duplicate

Tetra Tech, Inc.		Date Received:	07/11/06
348 West Hospitality Lane, Ste 100		Work Order No:	06-07-0417
San Bernardino, CA 92408-3216		Preparation:	EPA 3520B
		Method:	EPA 1625CM

Project LMC Beaumont Site 1 / TC #18086-02

Quality Control Sample ID	Matrix	Instrument	Date Prepared	Date Analyzed	MS/MSD Batch Number
MW-57B	**Aqueous**	**GC/MS H**	**07/11/06**	**07/13/06**	**060711S13**

Parameter	MS %REC	MSD %REC	%REC CL	RPD	RPD CL	Qualifiers
N-Nitrosodimethylamine	95	104	50-130	9	0-20	

RPD - Relative Percent Difference , CL - Control Limit

Calscience Environmental Laboratories, Inc.

Quality Control - Spike/Spike Duplicate

Tetra Tech, Inc.
348 West Hospitality Lane, Ste 100
San Bernardino, CA 92408-3216

Date Received: 07/11/06
Work Order No: 06-07-0417
Preparation: Extraction
Method: EPA 8330

Project LMC Beaumont Site 1 / TC #18086-02

Quality Control Sample ID	Matrix	Instrument	Date Prepared	Date Analyzed	MS/MSD Batch Number
MW-57B	**Aqueous**	**HPLC 7**	**07/17/06**	**07/21/06**	**060717S04**

Parameter	MS %REC	MSD %REC	%REC CL	RPD	RPD CL	Qualifiers
4-Amino-2,6-DNT	57	65	40-160	13	0-20	
2-Amino-4,6-DNT	68	68	40-160	0	0-20	
1,3-Dinitrobenzene	69	68	40-160	2	0-20	
2,4-Dinitrotoluene	75	79	40-160	5	0-20	
2,6-Dinitrotoluene	70	68	40-160	2	0-20	
HMX	72	76	40-160	5	0-20	
Nitrobenzene	69	65	40-160	6	0-20	
2-Nitrotoluene	70	71	40-160	1	0-20	
3-Nitrotoluene	69	68	40-160	2	0-20	
4-Nitrotoluene	66	71	40-160	7	0-20	
RDX	70	65	40-160	6	0-20	
Tetryl	129	122	40-160	6	0-20	
1,3,5-Trinitrobenzene	81	78	40-160	4	0-20	
2,4,6-Trinitrotoluene	88	81	40-160	8	0-20	

RPD - Relative Percent Difference , CL - Control Limit

Calscience Environmental Laboratories, Inc.

Quality Control - Spike/Spike Duplicate

Tetra Tech, Inc.
348 West Hospitality Lane, Ste 100
San Bernardino, CA 92408-3216

Date Received: 07/11/06
Work Order No: 06-07-0417
Preparation: EPA 5030B
Method: EPA 8260B

Project LMC Beaumont Site 1 / TC #18086-02

Quality Control Sample ID	Matrix	Instrument	Date Prepared	Date Analyzed	MS/MSD Batch Number
MW-57B	**Aqueous**	**GC/MS L**	**07/12/06**	**07/12/06**	**060712S01**

Parameter	MS %REC	MSD %REC	%REC CL	RPD	RPD CL	Qualifiers
Benzene	97	96	88-118	0	0-7	
Carbon Tetrachloride	100	104	67-145	3	0-11	
Chlorobenzene	108	107	88-118	0	0-7	
1,2-Dichlorobenzene	105	111	86-116	5	0-8	
1,1-Dichloroethene	98	97	70-130	1	0-25	
Toluene	99	100	87-123	1	0-8	
Trichloroethene	96	96	79-127	0	0-10	
Vinyl Chloride	65	66	69-129	1	0-13	3
Methyl-t-Butyl Ether (MTBE)	104	106	71-131	2	0-13	
Tert-Butyl Alcohol (TBA)	93	101	36-168	8	0-45	
Diisopropyl Ether (DIPE)	90	89	81-123	1	0-9	
Ethyl-t-Butyl Ether (ETBE)	86	88	72-126	2	0-12	
Tert-Amyl-Methyl Ether (TAME)	96	96	72-126	0	0-12	
Ethanol	84	87	53-149	4	0-31	

RPD - Relative Percent Difference , CL - Control Limit

Calscience Environmental Laboratories, Inc.

Quality Control - Spike/Spike Duplicate

Tetra Tech, Inc.
348 West Hospitality Lane, Ste 100
San Bernardino, CA 92408-3216

Date Received: 07/11/06
Work Order No: 06-07-0417
Preparation: EPA 5030B
Method: SRL 524M-TCP

Project LMC Beaumont Site 1 / TC #18086-02

Quality Control Sample ID	Matrix	Instrument	Date Prepared	Date Analyzed	MS/MSD Batch Number
MW-57B	**Aqueous**	**GC/MS M**	**07/12/06**	**07/12/06**	**060712S01**

Parameter	MS %REC	MSD %REC	%REC CL	RPD	RPD CL	Qualifiers
1,2,3-Trichloropropane	86	86	80-120	1	0-20	
1,4-Dioxane	101	126	80-120	12	0-20	3

RPD - Relative Percent Difference , CL - Control Limit

Calscience Environmental Laboratories, Inc.

Quality Control - Spike/Spike Duplicate

Tetra Tech, Inc.
348 West Hospitality Lane, Ste 100
San Bernardino, CA 92408-3216

Date Received: N/A
Work Order No: 06-07-0417

Project: LMC Beaumont Site 1 / TC #18086-02

Matrix: Aqueous

Parameter	Method	Quality Control Sample ID	Date Analyzed	Date Extracted	MS% REC	MSD % REC	%REC CL	RPD	RPD CL	Qualifiers
Chromium, Hexavalent	EPA 218.6	MW-57B	07/11/06	N/A	103	104	85-121	1	0-4	
Perchlorate	EPA 314.0	MW-57B	07/17/06	N/A	106	108	80-120	0	0-15	

RPD - Relative Percent Difference , CL - Control Limit

Calscience Environmental Laboratories, Inc.

Quality Control - Laboratory Control Sample

Tetra Tech, Inc.		Date Received:	N/A
348 West Hospitality Lane, Ste 100		Work Order No:	06-07-0417
San Bernardino, CA 92408-3216		Preparation:	EPA 3010A Total
		Method:	EPA 6010B

Project: LMC Beaumont Site 1 / TC #18086-02

Quality Control Sample ID	Matrix	Instrument	Date Analyzed	Lab File ID	LCS Batch Number
097-01-003-6,276	**Aqueous**	**ICP 3300**	**07/12/06**	**060711-I-10**	**060711L10**

Parameter	Conc Added	Conc Recovered	LCS %Rec	%Rec CL	Qualifiers
Arsenic	0.500	0.460	92	80-120	
Beryllium	0.500	0.526	105	80-120	
Cadmium	0.500	0.556	111	80-120	
Lead	0.500	0.540	108	80-120	

RPD - Relative Percent Difference , CL - Control Limit

Calscience Environmental Laboratories, Inc.

Quality Control - LCS/LCS Duplicate

Tetra Tech, Inc.
348 West Hospitality Lane, Ste 100
San Bernardino, CA 92408-3216

Date Received: N/A
Work Order No: 06-07-0417
Preparation: EPA 3520B
Method: EPA 8270C

Project: LMC Beaumont Site 1 / TC #18086-02

Quality Control Sample ID	Matrix	Instrument	Date Prepared	Date Analyzed	LCS/LCSD Batch Number
095-01-003-1,966	**Aqueous**	**GC/MS P**	**07/11/06**	**07/13/06**	**060711L11**

Parameter	LCS %REC	LCSD %REC	%REC CL	RPD	RPD CL	Qualifiers
Phenol	75	70	4-142	8	0-24	
2-Chlorophenol	78	76	53-113	3	0-17	
1,4-Dichlorobenzene	54	53	50-122	1	0-19	
N-Nitroso-di-n-propylamine	69	58	56-146	18	0-22	
4-Chloro-3-Methylphenol	78	72	55-121	7	0-18	
Acenaphthene	80	87	55-139	9	0-17	
4-Nitrophenol	82	91	1-145	10	0-29	
2,4-Dinitrotoluene	95	110	41-161	14	0-22	
Pentachlorophenol	69	71	34-130	3	0-23	
Pyrene	54	61	38-170	12	0-27	
1,2,4-Trichlorobenzene	56	55	49-121	1	0-19	

RPD - Relative Percent Difference , CL - Control Limit

Calscience Environmental Laboratories, Inc.

Quality Control - LCS/LCS Duplicate

Tetra Tech, Inc.
348 West Hospitality Lane, Ste 100
San Bernardino, CA 92408-3216

Date Received: N/A
Work Order No: 06-07-0417
Preparation: EPA 3520B
Method: EPA 8270C(M) Isotope Dilution

Project: LMC Beaumont Site 1 / TC #18086-02

Quality Control Sample ID	Matrix	Instrument	Date Prepared	Date Analyzed	LCS/LCSD Batch Number
099-09-004-611	**Aqueous**	**GC/MS P**	**07/11/06**	**07/13/06**	**060711L11**

Parameter	LCS %REC	LCSD %REC	%REC CL	RPD	RPD CL	Qualifiers
1,4-Dioxane	83	82	50-130	1	0-20	

RPD - Relative Percent Difference , CL - Control Limit

Calscience Environmental Laboratories, Inc.

Quality Control - LCS/LCS Duplicate

Tetra Tech, Inc.
348 West Hospitality Lane, Ste 100
San Bernardino, CA 92408-3216

Date Received: N/A
Work Order No: 06-07-0417
Preparation: EPA 3520B
Method: EPA 1625CM

Project: LMC Beaumont Site 1 / TC #18086-02

Quality Control Sample ID	Matrix	Instrument	Date Prepared	Date Analyzed	LCS/LCSD Batch Number
099-07-027-256	**Aqueous**	**GC/MS H**	**07/11/06**	**07/14/06**	**060711L13**

Parameter	LCS %REC	LCSD %REC	%REC CL	RPD	RPD CL	Qualifiers
N-Nitrosodimethylamine	77	80	50-130	3	0-20	

RPD - Relative Percent Difference , CL - Control Limit

Calscience Environmental Laboratories, Inc.

Quality Control - LCS/LCS Duplicate

Tetra Tech, Inc.
348 West Hospitality Lane, Ste 100
San Bernardino, CA 92408-3216

Date Received: N/A
Work Order No: 06-07-0417
Preparation: Extraction
Method: EPA 8330

Project: LMC Beaumont Site 1 / TC #18086-02

Quality Control Sample ID	Matrix	Instrument	Date Prepared	Date Analyzed	LCS/LCSD Batch Number
099-10-032-45	**Aqueous**	**HPLC 7**	**07/17/06**	**07/21/06**	**060717L04**

Parameter	LCS %REC	LCSD %REC	%REC CL	RPD	RPD CL	Qualifiers
4-Amino-2,6-DNT	66	65	40-160	2	0-20	
2-Amino-4,6-DNT	75	78	40-160	4	0-20	
1,3-Dinitrobenzene	73	75	40-160	2	0-20	
2,4-Dinitrotoluene	78	86	40-160	10	0-20	
2,6-Dinitrotoluene	76	80	40-160	5	0-20	
HMX	82	81	40-160	1	0-20	
Nitrobenzene	73	72	40-160	2	0-20	
2-Nitrotoluene	78	75	40-160	4	0-20	
3-Nitrotoluene	69	71	40-160	3	0-20	
4-Nitrotoluene	80	75	40-160	7	0-20	
RDX	83	83	40-160	1	0-20	
Tetryl	117	126	40-160	8	0-20	
1,3,5-Trinitrobenzene	83	88	40-160	6	0-20	
2,4,6-Trinitrotoluene	81	90	40-160	11	0-20	

RPD - Relative Percent Difference , CL - Control Limit

Calscience Environmental Laboratories, Inc.

Quality Control - LCS/LCS Duplicate

Tetra Tech, Inc.
348 West Hospitality Lane, Ste 100
San Bernardino, CA 92408-3216

Date Received: N/A
Work Order No: 06-07-0417
Preparation: EPA 5030B
Method: EPA 8260B

Project: LMC Beaumont Site 1 / TC #18086-02

Quality Control Sample ID	Matrix	Instrument	Date Prepared	Date Analyzed	LCS/LCSD Batch Number
099-10-006-18,505	**Aqueous**	**GC/MS L**	**07/12/06**	**07/12/06**	**060712L01**

Parameter	LCS %REC	LCSD %REC	%REC CL	RPD	RPD CL	Qualifiers
Benzene	99	99	84-120	0	0-8	
Carbon Tetrachloride	98	102	63-147	4	0-10	
Chlorobenzene	104	109	89-119	5	0-7	
1,2-Dichlorobenzene	105	105	89-119	0	0-9	
1,1-Dichloroethene	96	96	77-125	0	0-16	
Toluene	101	101	83-125	0	0-9	
Trichloroethene	104	106	89-119	2	0-8	
Vinyl Chloride	83	81	63-135	1	0-13	
Methyl-t-Butyl Ether (MTBE)	104	104	82-118	0	0-13	
Tert-Butyl Alcohol (TBA)	99	90	46-154	9	0-32	
Diisopropyl Ether (DIPE)	93	93	81-123	0	0-11	
Ethyl-t-Butyl Ether (ETBE)	92	92	74-122	0	0-12	
Tert-Amyl-Methyl Ether (TAME)	99	99	76-124	0	0-10	
Ethanol	100	94	60-138	6	0-32	

RPD - Relative Percent Difference , CL - Control Limit

Calscience Environmental Laboratories, Inc.

Quality Control - LCS/LCS Duplicate

Tetra Tech, Inc.
348 West Hospitality Lane, Ste 100
San Bernardino, CA 92408-3216

Date Received: N/A
Work Order No: 06-07-0417
Preparation: EPA 5030B
Method: SRL 524M-TCP

Project: LMC Beaumont Site 1 / TC #18086-02

Quality Control Sample ID	Matrix	Instrument	Date Prepared	Date Analyzed	LCS/LCSD Batch Number
099-10-022-249	**Aqueous**	**GC/MS M**	**07/12/06**	**07/12/06**	**060712L01**

Parameter	LCS %REC	LCSD %REC	%REC CL	RPD	RPD CL	Qualifiers
1,2,3-Trichloropropane	94	102	80-120	8	0-20	
1,4-Dioxane	87	94	80-120	8	0-20	

RPD - Relative Percent Difference , CL - Control Limit

Calscience Environmental Laboratories, Inc.

Quality Control - LCS/LCS Duplicate

Tetra Tech, Inc.
348 West Hospitality Lane, Ste 100
San Bernardino, CA 92408-3216

Date Received: N/A
Work Order No: 06-07-0417

Project: LMC Beaumont Site 1 / TC #18086-02

Matrix: Aqueous

Parameter	Method	Quality Control Sample ID	Date Extracted	Date Analyzed	LCS % REC	LCSD % REC	%REC CL	RPD	RPD CL	Qual
Chromium, Hexavalent	EPA 218.6	099-05-124-497	N/A	07/11/06	100	98	95-107	2	0-20	
Perchlorate	EPA 314.0	099-05-203-430	N/A	07/17/06	102	102	85-115	0	0-15	

RPD - Relative Percent Difference , CL - Control Limit

Calscience Environmental Laboratories, Inc.

Glossary of Terms and Qualifiers

Work Order Number: 06-07-0417

Qualifier	Definition
*	See applicable analysis comment.
1	Surrogate compound recovery was out of control due to a required sample dilution, therefore, the sample data was reported without further clarification.
2	Surrogate compound recovery was out of control due to matrix interference. The associated method blank surrogate spike compound was in control and, therefore, the sample data was reported without further clarification.
3	Recovery of the Matrix Spike or Matrix Spike Duplicate compound was out of control due to matrix interference. The associated LCS and/or LCSD was in control and, therefore, the sample data was reported without further clarification.
4	The MS/MSD RPD was out of control due to matrix interference. The LCS/LCSD RPD was in control and, therefore, the sample data was reported without further clarification.
5	The PDS/PDSD associated with this batch of samples was out of control due to a matrix interference effect. The associated batch LCS/LCSD was in control and, hence, the associated sample data was reported with no further corrective action required.
A	Result is the average of all dilutions, as defined by the method.
B	Analyte was present in the associated method blank.
C	Analyte presence was not confirmed on primary column.
E	Concentration exceeds the calibration range.
H	Sample received and/or analyzed past the recommended holding time.
J	Analyte was detected at a concentration below the reporting limit and above the laboratory method detection limit. Reported value is estimated.
N	Nontarget Analyte.
ND	Parameter not detected at the indicated reporting limit.
Q	Spike recovery and RPD control limits do not apply resulting from the parameter concentration in the sample exceeding the spike concentration by a factor of four or greater.
U	Undetected at the laboratory method detection limit.
X	% Recovery and/or RPD out-of-range.
Z	Analyte presence was not confirmed by second column or GC/MS analysis.

TETRA TECH, INC.
348 W. Hospitality Lane, Suite 100
San Bernardino, California 92408
Telephone: (909) 381-1674
FAX: (909) 889-1391

SHIP TO: Calscience (via courier)

CHAIN OF CUSTODY RECORD

(0417)

DATE 07/11/2006 PAGE 1 OF 1

CLIENT: Tetra Tech
PROJECT NAME: LMC Beaumont Site 1
PROJECT MANAGER: Brenda Meyer
TC #: 18086-02
SAMPLERS (Signatures)

PARAMETERS

TURN-AROUND TIME: Standard

OBSERVATIONS/COMMENTS: Report All Data to the MDL

LINE ITEM	SAMPLE NO.	DATE	TIME	VOCs + TIC Search (SW8260B)	Perchlorate (314.0)	1,4-Dioxane (SW8270C Mod)	8270 TIC Search	RDX (8330)	NDMA (1625C-Mod)	1,2,3-TCP (SRL524 Mod)	Total As, Be, Cd, Pb (6010B)	Dissolved As, Be, Cd, Pb (6010B)	Hex Chrome (218.6)	FILTERED/UNFILTERED	MATRIX TYPE	CONTAINER TYPE	NUMBER OF CONTAINERS	PRESERVATIVE	
1.	LTB-071106	07/11/2006	0700	X										UF	W	G	2	HCl	
2.	LEB-071106-GP		0715	X	X	X	X	X	X	X	X	X	X	UF		G/P	12	HCl $Na_2S_2O_3$	
3.	MW-55		0914	X	X	X								UF			5		
4.	MW-57B		1033	X	X	X	X	X	X	X	X	X	X	UF			36		Includes MS/MSD
5.	MW-157B		1048	X	X	X	X	X	X	X	X	X	X	UF			12		
6.	MW-56D		1233	X	X	X								UF			5		
7.																			
8.																			
9.																			
10.																			

FILTERING: ☐ FILTERED ☐ UNFILTERED

MATRIX TYPE: S - Soil; M - Sediment; W - Water

CONTAINER TYPE: G - Glass Bottle/Jar; SS - Stainless Steel Sleeve; SB - Brass Sleeve; P - Plastic Bottle/Jar

PRESERVATIVES: (Water Only) HCL; NaOH; NR (None required); H_2SO_4

RELINQUISHED BY: David Bertolacci	SIGNATURE	TETRA TECH, INC.	DATE 07/11/2006	TIME 1915	TOTAL NUMBER OF CONTAINERS ON THIS CHAIN OF CUSTODY: 72
RECEIVED BY:	SIGNATURE: William Batin	COMPANY: CE	DATE 7-11-06	TIME 1545	METHOD OF SHIPMENT/SHIPMENT NO.: Courier
RELINQUISHED BY: William Batin	SIGNATURE	COMPANY: CE	DATE 7-11-06	TIME 1702	Special Shipping/Handling/Storage Requirements:
RECEIVED BY: Sheri Lema	SIGNATURE	COMPANY	DATE 7.11.06	TIME 1702	

DISTRIBUTION: White and Pink = Tetra Tech, Inc. Canary = Laboratory

X:\GIS\ATT-MISC\COCR.CDR

Calscience Environmental Laboratories, Inc.

WORK ORDER #: 06 - 07-0417

Cooler 1 of 2

SAMPLE RECEIPT FORM

CLIENT: TETRA TECH **DATE:** 7-11-06

TEMPERATURE – SAMPLES RECEIVED BY:

CALSCIENCE COURIER:

- _____ Chilled, cooler with temperature blank provided.
- _____ Chilled, cooler without temperature blank.
- ✓ Chilled and placed in cooler with wet ice.
- _____ Ambient and placed in cooler with wet ice.
- _____ Ambient temperature.

3.1 °C Temperature blank.

LABORATORY (Other than Calscience Courier):

- _____ °C Temperature blank.
- _____ °C IR thermometer.
- _____ Ambient temperature.

Initial: WB

CUSTODY SEAL INTACT:

Sample(s): _____ Cooler: _____ No (Not Intact) : _____ Not Applicable (N/A): ✓

Initial: WB

SAMPLE CONDITION:

	Yes	No	N/A
Chain-Of-Custody document(s) received with samples	✓		
Sampler's name indicated on COC	✓		
Sample container label(s) consistent with custody papers	✓		
Sample container(s) intact and good condition	✓		
Correct containers and volume for analyses requested	✓		
Proper preservation noted on sample label(s)	✓		
VOA vial(s) free of headspace.	✓		
Tedlar bag(s) free of condensation			✓

Initial: WB

COMMENTS:

Calscience Environmental Laboratories, Inc.

WORK ORDER #: 06 - 07-0417

Cooler 2 of 2

SAMPLE RECEIPT FORM

CLIENT: TETRA TECH **DATE:** 7-11-06

TEMPERATURE – SAMPLES RECEIVED BY:

CALSCIENCE COURIER:

- _____ Chilled, cooler with temperature blank provided.
- _____ Chilled, cooler without temperature blank.
- ✓ Chilled and placed in cooler with wet ice.
- _____ Ambient and placed in cooler with wet ice.
- _____ Ambient temperature.

3.2 °C Temperature blank.

LABORATORY (Other than Calscience Courier):

- _____ °C Temperature blank.
- _____ °C IR thermometer.
- _____ Ambient temperature.

Initial: WB

CUSTODY SEAL INTACT:

Sample(s): _____ Cooler: _____ No (Not Intact) : _____ Not Applicable (N/A): ✓

Initial: WB

SAMPLE CONDITION:

	Yes	No	N/A
Chain-Of-Custody document(s) received with samples	✓		
Sampler's name indicated on COC	✓		
Sample container label(s) consistent with custody papers	✓		
Sample container(s) intact and good condition	✓		
Correct containers and volume for analyses requested	✓		
Proper preservation noted on sample label(s)	✓		
VOA vial(s) free of headspace.			✓
Tedlar bag(s) free of condensation			✓

Initial: WB

COMMENTS:

Calscience
Environmental
Laboratories, Inc.

July 27, 2006

Brenda Meyer
Tetra Tech, Inc.
348 West Hospitality Lane, Ste 100
San Bernardino, CA 92408-3216

Subject: **Calscience Work Order No.: 06-07-0489**
Client Reference: LMC Beaumont Site 1 / TC #18086-02

Dear Client:

Enclosed is an analytical report for the above-referenced project. The samples included in this report were received 7/12/2006 and analyzed in accordance with the attached chain-of-custody.

Unless otherwise noted, all analytical testing was accomplished in accordance with the guidelines established in our Quality Systems Manual, applicable standard operating procedures, and other related documentation. The original report of any subcontracted analysis is provided herein, and follows the standard Calscience data package. The results in this analytical report are limited to the samples tested and any reproduction thereof must be made in its entirety.

If you have any questions regarding this report, please do not hesitate to contact the undersigned.

Sincerely,

Calscience Environmental
Laboratories, Inc.
Jason Torres
Project Manager

Calscience Environmental Laboratories, Inc.

Analytical Report

Tetra Tech, Inc.
348 West Hospitality Lane, Ste 100
San Bernardino, CA 92408-3216

Date Received: 07/12/06
Work Order No: 06-07-0489
Preparation: EPA 3005A Filt.
Method: EPA 6010B
Units: mg/L

Project: LMC Beaumont Site 1 / TC #18086-02

Client Sample Number	Lab Sample Number	Date Collected	Matrix	Date Prepared	Date Analyzed	QC Batch ID
LEB-071206-GP	**06-07-0489-2**	**07/12/06**	**Aqueous**	**07/13/06**	**07/14/06**	**060713L03**

Comment(s): -Results were evaluated to the MDL, concentrations >= to the MDL but < RL, if found, are qualified with a "J" flag.

Parameter	Result	RL	MDL	DF	Qual	Parameter	Result	RL	MDL	DF	Qual
Arsenic	ND	0.0100	0.00308	1		Cadmium	ND	0.00500	0.000350	1	
Beryllium	ND	0.00100	0.000176	1		Lead	ND	0.0100	0.00236	1	

Client Sample Number	Lab Sample Number	Date Collected	Matrix	Date Prepared	Date Analyzed	QC Batch ID
MW-59D	**06-07-0489-3**	**07/12/06**	**Aqueous**	**07/13/06**	**07/14/06**	**060713L03**

Comment(s): -Results were evaluated to the MDL, concentrations >= to the MDL but < RL, if found, are qualified with a "J" flag.

Parameter	Result	RL	MDL	DF	Qual	Parameter	Result	RL	MDL	DF	Qual
Arsenic	ND	0.0100	0.00308	1		Cadmium	ND	0.00500	0.000350	1	
Beryllium	ND	0.00100	0.000176	1		Lead	ND	0.0100	0.00236	1	

Client Sample Number	Lab Sample Number	Date Collected	Matrix	Date Prepared	Date Analyzed	QC Batch ID
MW-60A	**06-07-0489-4**	**07/12/06**	**Aqueous**	**07/13/06**	**07/14/06**	**060713L03**

Comment(s): -Results were evaluated to the MDL, concentrations >= to the MDL but < RL, if found, are qualified with a "J" flag.

Parameter	Result	RL	MDL	DF	Qual	Parameter	Result	RL	MDL	DF	Qual
Arsenic	ND	0.0100	0.00308	1		Cadmium	ND	0.00500	0.000350	1	
Beryllium	ND	0.00100	0.000176	1		Lead	ND	0.0100	0.00236	1	

RL - Reporting Limit , DF - Dilution Factor , Qual - Qualifiers

Calscience Environmental Laboratories, Inc.

Analytical Report

Tetra Tech, Inc.
348 West Hospitality Lane, Ste 100
San Bernardino, CA 92408-3216

Date Received:	07/12/06
Work Order No:	06-07-0489
Preparation:	EPA 3010A Total
Method:	EPA 6010B
Units:	mg/L

Project: LMC Beaumont Site 1 / TC #18086-02

Client Sample Number	Lab Sample Number	Date Collected	Matrix	Date Prepared	Date Analyzed	QC Batch ID
LEB-071206-GP	**06-07-0489-2**	**07/12/06**	**Aqueous**	**07/13/06**	**07/14/06**	**060713L03**

Comment(s): -Results were evaluated to the MDL, concentrations >= to the MDL but < RL, if found, are qualified with a "J" flag.

Parameter	Result	RL	MDL	DF	Qual	Parameter	Result	RL	MDL	DF	Qual
Arsenic	ND	0.0100	0.00308	1		Cadmium	ND	0.00500	0.000350	1	
Beryllium	ND	0.00100	0.000176	1		Lead	ND	0.0100	0.00236	1	

Client Sample Number	Lab Sample Number	Date Collected	Matrix	Date Prepared	Date Analyzed	QC Batch ID
MW-59D	**06-07-0489-3**	**07/12/06**	**Aqueous**	**07/13/06**	**07/14/06**	**060713L03**

Comment(s): -Results were evaluated to the MDL, concentrations >= to the MDL but < RL, if found, are qualified with a "J" flag.

Parameter	Result	RL	MDL	DF	Qual	Parameter	Result	RL	MDL	DF	Qual
Arsenic	ND	0.0100	0.00308	1		Cadmium	ND	0.00500	0.000350	1	
Beryllium	ND	0.00100	0.000176	1		Lead	ND	0.0100	0.00236	1	

Client Sample Number	Lab Sample Number	Date Collected	Matrix	Date Prepared	Date Analyzed	QC Batch ID
MW-60A	**06-07-0489-4**	**07/12/06**	**Aqueous**	**07/13/06**	**07/14/06**	**060713L03**

Comment(s): -Results were evaluated to the MDL, concentrations >= to the MDL but < RL, if found, are qualified with a "J" flag.

Parameter	Result	RL	MDL	DF	Qual	Parameter	Result	RL	MDL	DF	Qual
Arsenic	ND	0.0100	0.00308	1		Cadmium	ND	0.00500	0.000350	1	
Beryllium	ND	0.00100	0.000176	1		Lead	0.0286	0.0100	0.00236	1	

Client Sample Number	Lab Sample Number	Date Collected	Matrix	Date Prepared	Date Analyzed	QC Batch ID
Method Blank	**097-01-003-6,288**	**N/A**	**Aqueous**	**07/13/06**	**07/14/06**	**060713L03**

Comment(s): -Results were evaluated to the MDL, concentrations >= to the MDL but < RL, if found, are qualified with a "J" flag.

Parameter	Result	RL	MDL	DF	Qual	Parameter	Result	RL	MDL	DF	Qual
Arsenic	ND	0.0100	0.00308	1		Cadmium	ND	0.00500	0.000350	1	
Beryllium	ND	0.00100	0.000176	1		Lead	ND	0.0100	0.00236	1	

RL - Reporting Limit , DF - Dilution Factor , Qual - Qualifiers

Calscience Environmental Laboratories, Inc.

Analytical Report

Tetra Tech, Inc.	Date Received:	07/12/06
348 West Hospitality Lane, Ste 100	Work Order No:	06-07-0489
San Bernardino, CA 92408-3216	Preparation:	EPA 3520B
	Method:	EPA 8270C
	Units:	ug/L
Project: LMC Beaumont Site 1 / TC #18086-02		Page 1 of 4

Client Sample Number	Lab Sample Number	Date Collected	Matrix	Date Prepared	Date Analyzed	QC Batch ID
LEB-071206-GP	**06-07-0489-2**	**07/12/06**	**Aqueous**	**07/13/06**	**07/17/06**	**060713L04**

Comment(s): -Results were evaluated to the MDL, concentrations >= to the MDL but < RL, if found, are qualified with a "J" flag.

Parameter	Result	RL	MDL	DF	Qual	Parameter	Result	RL	MDL	DF	Qual
N-Nitrosodimethylamine	ND	10	1.1	1		4-Nitrophenol	ND	10	0.86	1	
Aniline	ND	10	1.2	1		Dibenzofuran	ND	10	1.4	1	
Phenol	ND	10	1.2	1		2,4-Dinitrotoluene	ND	10	1.0	1	
Bis(2-Chloroethyl) Ether	ND	25	1.0	1		2,6-Dinitrotoluene	ND	10	1.1	1	
2-Chlorophenol	ND	10	1.0	1		Diethyl Phthalate	ND	10	1.4	1	
1,3-Dichlorobenzene	ND	10	1.2	1		4-Chlorophenyl-Phenyl Ether	ND	10	1.2	1	
1,4-Dichlorobenzene	ND	10	1.1	1		Fluorene	ND	10	1.4	1	
Benzyl Alcohol	ND	10	1.0	1		4-Nitroaniline	ND	10	2.4	1	
1,2-Dichlorobenzene	ND	10	1.1	1		Azobenzene	ND	10	1.7	1	
2-Methylphenol	ND	10	1.1	1		4,6-Dinitro-2-Methylphenol	ND	50	3.4	1	
Bis(2-Chloroisopropyl) Ether	ND	10	1.5	1		N-Nitrosodiphenylamine	ND	10	1.4	1	
3/4-Methylphenol	ND	10	1.0	1		4-Bromophenyl-Phenyl Ether	ND	10	1.2	1	
N-Nitroso-di-n-propylamine	ND	10	1.3	1		Hexachlorobenzene	ND	10	1.2	1	
Hexachloroethane	ND	10	0.98	1		Pentachlorophenol	ND	10	0.75	1	
Nitrobenzene	ND	25	1.3	1		Phenanthrene	ND	10	1.5	1	
Isophorone	ND	10	1.2	1		Anthracene	ND	10	1.5	1	
2-Nitrophenol	ND	10	1.2	1		Di-n-Butyl Phthalate	ND	10	1.5	1	
2,4-Dimethylphenol	ND	10	1.2	1		Fluoranthene	ND	10	1.5	1	
Benzoic Acid	ND	50	0.43	1		Benzidine	ND	50	0.62	1	
Bis(2-Chloroethoxy) Methane	ND	10	1.2	1		Pyrene	ND	10	1.4	1	
2,4-Dichlorophenol	ND	10	1.1	1		Pyridine	ND	10	1.4	1	
Naphthalene	ND	10	1.4	1		Butyl Benzyl Phthalate	ND	10	1.0	1	
4-Chloroaniline	ND	10	1.3	1		3,3'-Dichlorobenzidine	ND	25	1.3	1	
Hexachloro-1,3-Butadiene	ND	10	1.2	1		Benzo (a) Anthracene	ND	10	1.1	1	
4-Chloro-3-Methylphenol	ND	10	1.2	1		Bis(2-Ethylhexyl) Phthalate	ND	10	1.0	1	
2-Methylnaphthalene	ND	10	1.2	1		Chrysene	ND	10	1.3	1	
Hexachlorocyclopentadiene	ND	25	0.44	1		Di-n-Octyl Phthalate	ND	10	1.0	1	
2,4,6-Trichlorophenol	ND	10	1.2	1		Benzo (k) Fluoranthene	ND	10	1.7	1	
2,4,5-Trichlorophenol	ND	10	0.97	1		Benzo (b) Fluoranthene	ND	10	1.2	1	
2-Chloronaphthalene	ND	10	1.3	1		Benzo (a) Pyrene	ND	10	0.88	1	
2-Nitroaniline	ND	10	1.0	1		Benzo (g,h,i) Perylene	ND	10	0.71	1	
Dimethyl Phthalate	ND	10	1.3	1		Indeno (1,2,3-c,d) Pyrene	ND	10	0.83	1	
Acenaphthylene	ND	10	1.4	1		Dibenz (a,h) Anthracene	ND	10	0.82	1	
3-Nitroaniline	ND	10	1.2	1		1-Methylnaphthalene	ND	10	1.4	1	
Acenaphthene	ND	10	1.4	1		1,2,4-Trichlorobenzene	ND	10	1.3	1	
2,4-Dinitrophenol	ND	50	2.6	1							

Surrogates:	REC (%)	Control Limits	Qual	Surrogates:	REC (%)	Control Limits	Qual
2-Fluorophenol	72	7-121		Phenol-d6	72	1-127	
Nitrobenzene-d5	68	50-146		2-Fluorobiphenyl	64	42-138	
2,4,6-Tribromophenol	80	41-137		p-Terphenyl-d14	63	47-173	

RL - Reporting Limit , DF - Dilution Factor , Qual - Qualifiers

Calscience Environmental Laboratories, Inc.

Analytical Report

Tetra Tech, Inc.	Date Received:	07/12/06
348 West Hospitality Lane, Ste 100	Work Order No:	06-07-0489
San Bernardino, CA 92408-3216	Preparation:	EPA 3520B
	Method:	EPA 8270C
	Units:	ug/L
Project: LMC Beaumont Site 1 / TC #18086-02		Page 2 of 4

Client Sample Number	Lab Sample Number	Date Collected	Matrix	Date Prepared	Date Analyzed	QC Batch ID
MW-59D	**06-07-0489-3**	**07/12/06**	**Aqueous**	**07/13/06**	**07/17/06**	**060713L04**

Comment(s): -Results were evaluated to the MDL, concentrations >= to the MDL but < RL, if found, are qualified with a "J" flag.

Parameter	Result	RL	MDL	DF	Qual	Parameter	Result	RL	MDL	DF	Qual
N-Nitrosodimethylamine	ND	10	1.1	1		4-Nitrophenol	ND	10	0.86	1	
Aniline	ND	10	1.2	1		Dibenzofuran	ND	10	1.4	1	
Phenol	ND	10	1.2	1		2,4-Dinitrotoluene	ND	10	1.0	1	
Bis(2-Chloroethyl) Ether	ND	25	1.0	1		2,6-Dinitrotoluene	ND	10	1.1	1	
2-Chlorophenol	ND	10	1.0	1		Diethyl Phthalate	ND	10	1.4	1	
1,3-Dichlorobenzene	ND	10	1.2	1		4-Chlorophenyl-Phenyl Ether	ND	10	1.2	1	
1,4-Dichlorobenzene	ND	10	1.1	1		Fluorene	ND	10	1.4	1	
Benzyl Alcohol	ND	10	1.0	1		4-Nitroaniline	ND	10	2.4	1	
1,2-Dichlorobenzene	ND	10	1.1	1		Azobenzene	ND	10	1.7	1	
2-Methylphenol	ND	10	1.1	1		4,6-Dinitro-2-Methylphenol	ND	50	3.4	1	
Bis(2-Chloroisopropyl) Ether	ND	10	1.5	1		N-Nitrosodiphenylamine	ND	10	1.4	1	
3/4-Methylphenol	ND	10	1.0	1		4-Bromophenyl-Phenyl Ether	ND	10	1.2	1	
N-Nitroso-di-n-propylamine	ND	10	1.3	1		Hexachlorobenzene	ND	10	1.2	1	
Hexachloroethane	ND	10	0.98	1		Pentachlorophenol	ND	10	0.75	1	
Nitrobenzene	ND	25	1.3	1		Phenanthrene	ND	10	1.5	1	
Isophorone	ND	10	1.2	1		Anthracene	ND	10	1.5	1	
2-Nitrophenol	ND	10	1.2	1		Di-n-Butyl Phthalate	ND	10	1.5	1	
2,4-Dimethylphenol	ND	10	1.2	1		Fluoranthene	ND	10	1.5	1	
Benzoic Acid	ND	50	0.43	1		Benzidine	ND	50	0.62	1	
Bis(2-Chloroethoxy) Methane	ND	10	1.2	1		Pyrene	ND	10	1.4	1	
2,4-Dichlorophenol	ND	10	1.1	1		Pyridine	ND	10	1.4	1	
Naphthalene	ND	10	1.4	1		Butyl Benzyl Phthalate	ND	10	1.0	1	
4-Chloroaniline	ND	10	1.3	1		3,3'-Dichlorobenzidine	ND	25	1.3	1	
Hexachloro-1,3-Butadiene	ND	10	1.2	1		Benzo (a) Anthracene	ND	10	1.1	1	
4-Chloro-3-Methylphenol	ND	10	1.2	1		Bis(2-Ethylhexyl) Phthalate	ND	10	1.0	1	
2-Methylnaphthalene	ND	10	1.2	1		Chrysene	ND	10	1.3	1	
Hexachlorocyclopentadiene	ND	25	0.44	1		Di-n-Octyl Phthalate	ND	10	1.0	1	
2,4,6-Trichlorophenol	ND	10	1.2	1		Benzo (k) Fluoranthene	ND	10	1.7	1	
2,4,5-Trichlorophenol	ND	10	0.97	1		Benzo (b) Fluoranthene	ND	10	1.2	1	
2-Chloronaphthalene	ND	10	1.3	1		Benzo (a) Pyrene	ND	10	0.88	1	
2-Nitroaniline	ND	10	1.0	1		Benzo (g,h,i) Perylene	ND	10	0.71	1	
Dimethyl Phthalate	ND	10	1.3	1		Indeno (1,2,3-c,d) Pyrene	ND	10	0.83	1	
Acenaphthylene	ND	10	1.4	1		Dibenz (a,h) Anthracene	ND	10	0.82	1	
3-Nitroaniline	ND	10	1.2	1		1-Methylnaphthalene	ND	10	1.4	1	
Acenaphthene	ND	10	1.4	1		1,2,4-Trichlorobenzene	ND	10	1.3	1	
2,4-Dinitrophenol	ND	50	2.6	1							

Surrogates:	REC (%)	Control Limits	Qual	Surrogates:	REC (%)	Control Limits	Qual
2-Fluorophenol	85	7-121		Phenol-d6	85	1-127	
Nitrobenzene-d5	80	50-146		2-Fluorobiphenyl	77	42-138	
2,4,6-Tribromophenol	95	41-137		p-Terphenyl-d14	77	47-173	

RL - Reporting Limit , DF - Dilution Factor , Qual - Qualifiers

Calscience Environmental Laboratories, Inc.

Analytical Report

Tetra Tech, Inc.	Date Received:	07/12/06
348 West Hospitality Lane, Ste 100	Work Order No:	06-07-0489
San Bernardino, CA 92408-3216	Preparation:	EPA 3520B
	Method:	EPA 8270C
	Units:	ug/L
Project: LMC Beaumont Site 1 / TC #18086-02		Page 3 of 4

Client Sample Number	Lab Sample Number	Date Collected	Matrix	Date Prepared	Date Analyzed	QC Batch ID
MW-60A	**06-07-0489-4**	**07/12/06**	**Aqueous**	**07/13/06**	**07/17/06**	**060713L04**

Comment(s): -Results were evaluated to the MDL, concentrations >= to the MDL but < RL, if found, are qualified with a "J" flag.

Parameter	Result	RL	MDL	DF	Qual	Parameter	Result	RL	MDL	DF	Qual
N-Nitrosodimethylamine	ND	10	1.1	1		4-Nitrophenol	ND	10	0.86	1	
Aniline	ND	10	1.2	1		Dibenzofuran	ND	10	1.4	1	
Phenol	ND	10	1.2	1		2,4-Dinitrotoluene	ND	10	1.0	1	
Bis(2-Chloroethyl) Ether	ND	25	1.0	1		2,6-Dinitrotoluene	ND	10	1.1	1	
2-Chlorophenol	ND	10	1.0	1		Diethyl Phthalate	ND	10	1.4	1	
1,3-Dichlorobenzene	ND	10	1.2	1		4-Chlorophenyl-Phenyl Ether	ND	10	1.2	1	
1,4-Dichlorobenzene	ND	10	1.1	1		Fluorene	ND	10	1.4	1	
Benzyl Alcohol	ND	10	1.0	1		4-Nitroaniline	ND	10	2.4	1	
1,2-Dichlorobenzene	ND	10	1.1	1		Azobenzene	ND	10	1.7	1	
2-Methylphenol	ND	10	1.1	1		4,6-Dinitro-2-Methylphenol	ND	50	3.4	1	
Bis(2-Chloroisopropyl) Ether	ND	10	1.5	1		N-Nitrosodiphenylamine	ND	10	1.4	1	
3/4-Methylphenol	ND	10	1.0	1		4-Bromophenyl-Phenyl Ether	ND	10	1.2	1	
N-Nitroso-di-n-propylamine	ND	10	1.3	1		Hexachlorobenzene	ND	10	1.2	1	
Hexachloroethane	ND	10	0.98	1		Pentachlorophenol	ND	10	0.75	1	
Nitrobenzene	ND	25	1.3	1		Phenanthrene	ND	10	1.5	1	
Isophorone	ND	10	1.2	1		Anthracene	ND	10	1.5	1	
2-Nitrophenol	ND	10	1.2	1		Di-n-Butyl Phthalate	ND	10	1.5	1	
2,4-Dimethylphenol	ND	10	1.2	1		Fluoranthene	ND	10	1.5	1	
Benzoic Acid	ND	50	0.43	1		Benzidine	ND	50	0.62	1	
Bis(2-Chloroethoxy) Methane	ND	10	1.2	1		Pyrene	ND	10	1.4	1	
2,4-Dichlorophenol	ND	10	1.1	1		Pyridine	ND	10	1.4	1	
Naphthalene	ND	10	1.4	1		Butyl Benzyl Phthalate	ND	10	1.0	1	
4-Chloroaniline	ND	10	1.3	1		3,3'-Dichlorobenzidine	ND	25	1.3	1	
Hexachloro-1,3-Butadiene	ND	10	1.2	1		Benzo (a) Anthracene	ND	10	1.1	1	
4-Chloro-3-Methylphenol	ND	10	1.2	1		Bis(2-Ethylhexyl) Phthalate	ND	10	1.0	1	
2-Methylnaphthalene	ND	10	1.2	1		Chrysene	ND	10	1.3	1	
Hexachlorocyclopentadiene	ND	25	0.44	1		Di-n-Octyl Phthalate	ND	10	1.0	1	
2,4,6-Trichlorophenol	ND	10	1.2	1		Benzo (k) Fluoranthene	ND	10	1.7	1	
2,4,5-Trichlorophenol	ND	10	0.97	1		Benzo (b) Fluoranthene	ND	10	1.2	1	
2-Chloronaphthalene	ND	10	1.3	1		Benzo (a) Pyrene	ND	10	0.88	1	
2-Nitroaniline	ND	10	1.0	1		Benzo (g,h,i) Perylene	ND	10	0.71	1	
Dimethyl Phthalate	ND	10	1.3	1		Indeno (1,2,3-c,d) Pyrene	ND	10	0.83	1	
Acenaphthylene	ND	10	1.4	1		Dibenz (a,h) Anthracene	ND	10	0.82	1	
3-Nitroaniline	ND	10	1.2	1		1-Methylnaphthalene	ND	10	1.4	1	
Acenaphthene	ND	10	1.4	1		1,2,4-Trichlorobenzene	ND	10	1.3	1	
2,4-Dinitrophenol	ND	50	2.6	1							

Surrogates:	REC (%)	Control Limits	Qual	Surrogates:	REC (%)	Control Limits	Qual
2-Fluorophenol	81	7-121		Phenol-d6	82	1-127	
Nitrobenzene-d5	77	50-146		2-Fluorobiphenyl	73	42-138	
2,4,6-Tribromophenol	83	41-137		p-Terphenyl-d14	71	47-173	

RL - Reporting Limit , DF - Dilution Factor , Qual - Qualifiers

Calscience Environmental Laboratories, Inc.

Analytical Report

Tetra Tech, Inc.
348 West Hospitality Lane, Ste 100
San Bernardino, CA 92408-3216

Date Received:	07/12/06
Work Order No:	06-07-0489
Preparation:	EPA 3520B
Method:	EPA 8270C
Units:	ug/L

Project: LMC Beaumont Site 1 / TC #18086-02

Client Sample Number	Lab Sample Number	Date Collected	Matrix	Date Prepared	Date Analyzed	QC Batch ID
Method Blank	**095-01-003-1,967**	**N/A**	**Aqueous**	**07/13/06**	**07/17/06**	**060713L04**

Comment(s): -Results were evaluated to the MDL, concentrations >= to the MDL but < RL, if found, are qualified with a "J" flag.

Parameter	Result	RL	MDL	DF	Qual	Parameter	Result	RL	MDL	DF	Qual
N-Nitrosodimethylamine	ND	10	1.1	1		4-Nitrophenol	ND	10	0.86	1	
Aniline	ND	10	1.2	1		Dibenzofuran	ND	10	1.4	1	
Phenol	ND	10	1.2	1		2,4-Dinitrotoluene	ND	10	1.0	1	
Bis(2-Chloroethyl) Ether	ND	25	1.0	1		2,6-Dinitrotoluene	ND	10	1.1	1	
2-Chlorophenol	ND	10	1.0	1		Diethyl Phthalate	ND	10	1.4	1	
1,3-Dichlorobenzene	ND	10	1.2	1		4-Chlorophenyl-Phenyl Ether	ND	10	1.2	1	
1,4-Dichlorobenzene	ND	10	1.1	1		Fluorene	ND	10	1.4	1	
Benzyl Alcohol	ND	10	1.0	1		4-Nitroaniline	ND	10	2.4	1	
1,2-Dichlorobenzene	ND	10	1.1	1		Azobenzene	ND	10	1.7	1	
2-Methylphenol	ND	10	1.1	1		4,6-Dinitro-2-Methylphenol	ND	50	3.4	1	
Bis(2-Chloroisopropyl) Ether	ND	10	1.5	1		N-Nitrosodiphenylamine	ND	10	1.4	1	
3/4-Methylphenol	ND	10	1.0	1		4-Bromophenyl-Phenyl Ether	ND	10	1.2	1	
N-Nitroso-di-n-propylamine	ND	10	1.3	1		Hexachlorobenzene	ND	10	1.2	1	
Hexachloroethane	ND	10	0.98	1		Pentachlorophenol	ND	10	0.75	1	
Nitrobenzene	ND	25	1.3	1		Phenanthrene	ND	10	1.5	1	
Isophorone	ND	10	1.2	1		Anthracene	ND	10	1.5	1	
2-Nitrophenol	ND	10	1.2	1		Di-n-Butyl Phthalate	ND	10	1.5	1	
2,4-Dimethylphenol	ND	10	1.2	1		Fluoranthene	ND	10	1.5	1	
Benzoic Acid	ND	50	0.43	1		Benzidine	ND	50	0.62	1	
Bis(2-Chloroethoxy) Methane	ND	10	1.2	1		Pyrene	ND	10	1.4	1	
2,4-Dichlorophenol	ND	10	1.1	1		Pyridine	ND	10	1.4	1	
Naphthalene	ND	10	1.4	1		Butyl Benzyl Phthalate	ND	10	1.0	1	
4-Chloroaniline	ND	10	1.3	1		3,3'-Dichlorobenzidine	ND	25	1.3	1	
Hexachloro-1,3-Butadiene	ND	10	1.2	1		Benzo (a) Anthracene	ND	10	1.1	1	
4-Chloro-3-Methylphenol	ND	10	1.2	1		Bis(2-Ethylhexyl) Phthalate	ND	10	1.0	1	
2-Methylnaphthalene	ND	10	1.2	1		Chrysene	ND	10	1.3	1	
Hexachlorocyclopentadiene	ND	25	0.44	1		Di-n-Octyl Phthalate	ND	10	1.0	1	
2,4,6-Trichlorophenol	ND	10	1.2	1		Benzo (k) Fluoranthene	ND	10	1.7	1	
2,4,5-Trichlorophenol	ND	10	0.97	1		Benzo (b) Fluoranthene	ND	10	1.2	1	
2-Chloronaphthalene	ND	10	1.3	1		Benzo (a) Pyrene	ND	10	0.88	1	
2-Nitroaniline	ND	10	1.0	1		Benzo (g,h,i) Perylene	ND	10	0.71	1	
Dimethyl Phthalate	ND	10	1.3	1		Indeno (1,2,3-c,d) Pyrene	ND	10	0.83	1	
Acenaphthylene	ND	10	1.4	1		Dibenz (a,h) Anthracene	ND	10	0.82	1	
3-Nitroaniline	ND	10	1.2	1		1-Methylnaphthalene	ND	10	1.4	1	
Acenaphthene	ND	10	1.4	1		1,2,4-Trichlorobenzene	ND	10	1.3	1	
2,4-Dinitrophenol	ND	50	2.6	1							

Surrogates:	REC (%)	Control Limits	Qual	Surrogates:	REC (%)	Control Limits	Qual
2-Fluorophenol	68	7-121		Phenol-d6	67	1-127	
Nitrobenzene-d5	66	50-146		2-Fluorobiphenyl	63	42-138	
2,4,6-Tribromophenol	71	41-137		p-Terphenyl-d14	59	47-173	

RL - Reporting Limit , DF - Dilution Factor , Qual - Qualifiers

Calscience Environmental Laboratories, Inc.

EPA 8270C Tentatively Identified Compound List

Work Order	CEL Sample	Client ID	Q	Compound	CAS NUMBER	RT	On Column Conc. ug/L	Estimated Conc. ug/L
06-07-0489	2	LEB-071206-GP		1-Propanol, 2-(2-hydroxypropoxy)-	106-62-7	6.55	9.60	19.2
06-07-0489	2	LEB-071206-GP		Sulfur	13798-23-7	10.27	14.00	28.0
06-07-0489	3	MW-59D		2-Butanone, 4-hydroxy-	590-90-9	4.30	5.60	11.2
06-07-0489	3	MW-59D		1-Propanol, 2-(2-hydroxypropoxy)-	106-62-7	6.57	7.05	14.1
06-07-0489	3	MW-59D		Sulfur	13798-23-7	10.21	9.60	19.2
06-07-0489	4	MW-60A		1-Propanol, 2-(2-hydroxypropoxy)-	106-62-7	6.55	7.20	14.4

Q Qualifier
RT Retention Time

7440 Lincoln Way, Garden Grove, CA 92841-1432 • TEL: (714) 895-5494 • FAX: (714) 894-7501

Calscience Environmental Laboratories, Inc.

Analytical Report

Tetra Tech, Inc.		Date Received:	07/12/06
348 West Hospitality Lane, Ste 100		Work Order No:	06-07-0489
San Bernardino, CA 92408-3216		Preparation:	EPA 3520B
		Method:	EPA 8270C(M) Isotope Dilution

Project: LMC Beaumont Site 1 / TC #18086-02

Client Sample Number	Lab Sample Number	Date Collected	Matrix	Date Prepared	Date Analyzed	QC Batch ID
LEB-071206-GP	**06-07-0489-2**	**07/12/06**	**Aqueous**	**07/13/06**	**07/17/06**	**060713L04D**

Comment(s): -Results were evaluated to the MDL, concentrations >= to the MDL but < RL, if found, are qualified with a "J" flag.

Parameter	Result	RL	MDL	DF	Qual	Units
1,4-Dioxane	ND	2.0	0.40	1		ug/L
Surrogates:	**REC (%)**	**Control Limits**			**Qual**	
Nitrobenzene-d5	67	56-123				

Client Sample Number	Lab Sample Number	Date Collected	Matrix	Date Prepared	Date Analyzed	QC Batch ID
MW-59D	**06-07-0489-3**	**07/12/06**	**Aqueous**	**07/13/06**	**07/17/06**	**060713L04D**

Parameter	Result	RL	MDL	DF	Qual	Units
1,4-Dioxane	60	2	0.40	1		ug/L
Surrogates:	**REC (%)**	**Control Limits**			**Qual**	
Nitrobenzene-d5	80	56-123				

Client Sample Number	Lab Sample Number	Date Collected	Matrix	Date Prepared	Date Analyzed	QC Batch ID
MW-60A	**06-07-0489-4**	**07/12/06**	**Aqueous**	**07/13/06**	**07/17/06**	**060713L04D**

Parameter	Result	RL	MDL	DF	Qual	Units
1,4-Dioxane	100	2	0.40	1		ug/L
Surrogates:	**REC (%)**	**Control Limits**			**Qual**	
Nitrobenzene-d5	76	56-123				

Client Sample Number	Lab Sample Number	Date Collected	Matrix	Date Prepared	Date Analyzed	QC Batch ID
MW-22	**06-07-0489-5**	**07/12/06**	**Aqueous**	**07/13/06**	**07/25/06**	**060713L04D**

Parameter	Result	RL	MDL	DF	Qual	Units
1,4-Dioxane	22	2	0.40	1		ug/L
Surrogates:	**REC (%)**	**Control Limits**			**Qual**	
Nitrobenzene-d5	90	56-123				

Client Sample Number	Lab Sample Number	Date Collected	Matrix	Date Prepared	Date Analyzed	QC Batch ID
Method Blank	**099-09-004-612**	**N/A**	**Aqueous**	**07/13/06**	**07/17/06**	**060713L04D**

Comment(s): -Results were evaluated to the MDL, concentrations >= to the MDL but < RL, if found, are qualified with a "J" flag.

Parameter	Result	RL	MDL	DF	Qual	Units
1,4-Dioxane	ND	2.0	0.40	1		ug/L
Surrogates:	**REC (%)**	**Control Limits**			**Qual**	
Nitrobenzene-d5	65	56-123				

RL - Reporting Limit , DF - Dilution Factor , Qual - Qualifiers

Calscience Environmental Laboratories, Inc.

Analytical Report

Tetra Tech, Inc.		Date Received:	07/12/06
348 West Hospitality Lane, Ste 100		Work Order No:	06-07-0489
San Bernardino, CA 92408-3216		Preparation:	EPA 3520B
		Method:	EPA 1625CM

Project: LMC Beaumont Site 1 / TC #18086-02

Client Sample Number	Lab Sample Number	Date Collected	Matrix	Date Prepared	Date Analyzed	QC Batch ID
LEB-071206-GP	**06-07-0489-2**	**07/12/06**	**Aqueous**	**07/17/06**	**07/21/06**	**060717L09**

Comment(s): -Results were evaluated to the MDL, concentrations >= to the MDL but < RL, if found, are qualified with a "J" flag.

Parameter	Result	RL	MDL	DF	Qual	Units
N-Nitrosodimethylamine	ND	2.0	0.48	1		ng/L
Surrogates:	REC (%)	Control Limits			Qual	
1,4-Dichlorobenzene-d4	60	50-130				

Client Sample Number	Lab Sample Number	Date Collected	Matrix	Date Prepared	Date Analyzed	QC Batch ID
MW-59D	**06-07-0489-3**	**07/12/06**	**Aqueous**	**07/17/06**	**07/21/06**	**060717L09**

Comment(s): -Results were evaluated to the MDL, concentrations >= to the MDL but < RL, if found, are qualified with a "J" flag.

Parameter	Result	RL	MDL	DF	Qual	Units
N-Nitrosodimethylamine	ND	2.0	0.48	1		ng/L
Surrogates:	REC (%)	Control Limits			Qual	
1,4-Dichlorobenzene-d4	61	50-130				

Client Sample Number	Lab Sample Number	Date Collected	Matrix	Date Prepared	Date Analyzed	QC Batch ID
MW-60A	**06-07-0489-4**	**07/12/06**	**Aqueous**	**07/17/06**	**07/21/06**	**060717L09**

Comment(s): -Results were evaluated to the MDL, concentrations >= to the MDL but < RL, if found, are qualified with a "J" flag.

Parameter	Result	RL	MDL	DF	Qual	Units
N-Nitrosodimethylamine	ND	2.0	0.48	1		ng/L
Surrogates:	REC (%)	Control Limits			Qual	
1,4-Dichlorobenzene-d4	60	50-130				

Client Sample Number	Lab Sample Number	Date Collected	Matrix	Date Prepared	Date Analyzed	QC Batch ID
Method Blank	**099-07-027-259**	**N/A**	**Aqueous**	**07/17/06**	**07/21/06**	**060717L09**

Comment(s): -Results were evaluated to the MDL, concentrations >= to the MDL but < RL, if found, are qualified with a "J" flag.

Parameter	Result	RL	MDL	DF	Qual	Units
N-Nitrosodimethylamine	ND	2.0	0.48	1		ng/L
Surrogates:	REC (%)	Control Limits			Qual	
1,4-Dichlorobenzene-d4	92	50-130				

RL - Reporting Limit , DF - Dilution Factor , Qual - Qualifiers

Calscience Environmental Laboratories, Inc.

Analytical Report

Tetra Tech, Inc.		Date Received:	07/12/06
348 West Hospitality Lane, Ste 100		Work Order No:	06-07-0489
San Bernardino, CA 92408-3216		Preparation:	Extraction
		Method:	EPA 8330

Project: LMC Beaumont Site 1 / TC #18086-02 Page 1 of 1

Client Sample Number	Lab Sample Number	Date Collected	Matrix	Date Prepared	Date Analyzed	QC Batch ID
LEB-071206-GP	**06-07-0489-2**	**07/12/06**	**Aqueous**	**07/17/06**	**07/21/06**	**060717L04**

Comment(s): -Results were evaluated to the MDL, concentrations >= to the MDL but < RL, if found, are qualified with a "J" flag.

Parameter	Result	RL	MDL	DF	Qual	Units
RDX	ND	10	1.3	1		ug/L
Surrogates:	REC (%)	Control Limits			Qual	
1,2-Dinitrobenzene	80	40-160				

Client Sample Number	Lab Sample Number	Date Collected	Matrix	Date Prepared	Date Analyzed	QC Batch ID
MW-59D	**06-07-0489-3**	**07/12/06**	**Aqueous**	**07/17/06**	**07/21/06**	**060717L04**

Comment(s): -Results were evaluated to the MDL, concentrations >= to the MDL but < RL, if found, are qualified with a "J" flag.

Parameter	Result	RL	MDL	DF	Qual	Units
RDX	ND	10	1.3	1		ug/L
Surrogates:	REC (%)	Control Limits			Qual	
1,2-Dinitrobenzene	76	40-160				

Client Sample Number	Lab Sample Number	Date Collected	Matrix	Date Prepared	Date Analyzed	QC Batch ID
MW-60A	**06-07-0489-4**	**07/12/06**	**Aqueous**	**07/17/06**	**07/21/06**	**060717L04**

Comment(s): -Results were evaluated to the MDL, concentrations >= to the MDL but < RL, if found, are qualified with a "J" flag.

Parameter	Result	RL	MDL	DF	Qual	Units
RDX	ND	10	1.3	1		ug/L
Surrogates:	REC (%)	Control Limits			Qual	
1,2-Dinitrobenzene	89	40-160				

Client Sample Number	Lab Sample Number	Date Collected	Matrix	Date Prepared	Date Analyzed	QC Batch ID
Method Blank	**099-10-032-45**	**N/A**	**Aqueous**	**07/17/06**	**07/21/06**	**060717L04**

Comment(s): -Results were evaluated to the MDL, concentrations >= to the MDL but < RL, if found, are qualified with a "J" flag.

Parameter	Result	RL	MDL	DF	Qual	Units
RDX	ND	10	1.3	1		ug/L
Surrogates:	REC (%)	Control Limits			Qual	
1,2-Dinitrobenzene	91	40-160				

RL - Reporting Limit , DF - Dilution Factor , Qual - Qualifiers

Calscience Environmental Laboratories, Inc.

Analytical Report

Tetra Tech, Inc.
348 West Hospitality Lane, Ste 100
San Bernardino, CA 92408-3216

Date Received: 07/12/06
Work Order No: 06-07-0489
Preparation: EPA 5030B
Method: EPA 8260B
Units: ug/L

Project: LMC Beaumont Site 1 / TC #18086-02

Client Sample Number	Lab Sample Number	Date Collected	Matrix	Date Prepared	Date Analyzed	QC Batch ID
LTB-071206	**06-07-0489-1**	**07/12/06**	**Aqueous**	**07/13/06**	**07/13/06**	**060713L01**

Comment(s): -Results were evaluated to the MDL, concentrations >= to the MDL but < RL, if found, are qualified with a "J" flag.

Parameter	Result	RL	MDL	DF	Qual	Parameter	Result	RL	MDL	DF	Qual
Acetone	8.3	10.0	6.1	1	J	1,3-Dichloropropane	ND	1.0	0.30	1	
Benzene	ND	0.50	0.26	1		2,2-Dichloropropane	ND	1.0	0.40	1	
Bromobenzene	ND	1.0	0.47	1		1,1-Dichloropropene	ND	1.0	0.21	1	
Bromochloromethane	ND	1.0	0.68	1		c-1,3-Dichloropropene	ND	0.50	0.45	1	
Bromodichloromethane	ND	1.0	0.27	1		t-1,3-Dichloropropene	ND	0.50	0.31	1	
Bromoform	ND	1.0	0.62	1		Ethylbenzene	ND	1.0	0.17	1	
Bromomethane	ND	10	2.9	1		2-Hexanone	ND	10	1.9	1	
2-Butanone	ND	10	4.2	1		Isopropylbenzene	ND	1.0	0.24	1	
n-Butylbenzene	ND	1.0	0.29	1		p-Isopropyltoluene	ND	1.0	0.21	1	
sec-Butylbenzene	ND	1.0	0.21	1		Methylene Chloride	5.1	10.0	2.6	1	J,B
tert-Butylbenzene	ND	1.0	0.17	1		4-Methyl-2-Pentanone	ND	10	2.4	1	
Carbon Disulfide	ND	10	1.0	1		Naphthalene	ND	10	0.95	1	
Carbon Tetrachloride	ND	0.50	0.42	1		n-Propylbenzene	ND	1.0	0.30	1	
Chlorobenzene	ND	1.0	0.36	1		Styrene	ND	1.0	0.29	1	
Chloroethane	ND	1.0	0.52	1		1,1,1,2-Tetrachloroethane	ND	1.0	0.37	1	
Chloroform	ND	1.0	0.22	1		1,1,2,2-Tetrachloroethane	ND	1.0	0.37	1	
Chloromethane	ND	10	1.8	1		Tetrachloroethene	ND	1.0	0.29	1	
2-Chlorotoluene	ND	1.0	0.24	1		Toluene	ND	1.0	0.35	1	
4-Chlorotoluene	ND	1.0	0.30	1		1,2,3-Trichlorobenzene	ND	1.0	0.39	1	
Dibromochloromethane	ND	1.0	0.45	1		1,2,4-Trichlorobenzene	0.36	1.0	0.35	1	J,B
1,2-Dibromo-3-Chloropropane	ND	5.0	2.5	1		1,1,1-Trichloroethane	ND	1.0	0.32	1	
1,2-Dibromoethane	ND	1.0	0.81	1		1,1,2-Trichloro-1,2,2-Trifluoroethane	ND	10	0.54	1	
Dibromomethane	ND	1.0	0.42	1		1,1,2-Trichloroethane	ND	1.0	0.54	1	
1,2-Dichlorobenzene	ND	1.0	0.24	1		Trichloroethene	ND	1.0	0.30	1	
1,3-Dichlorobenzene	ND	1.0	0.38	1		Trichlorofluoromethane	ND	10	0.36	1	
1,4-Dichlorobenzene	ND	1.0	0.30	1		1,2,3-Trichloropropane	ND	5.0	2.3	1	
Dichlorodifluoromethane	ND	1.0	0.27	1		1,2,4-Trimethylbenzene	ND	1.0	0.26	1	
1,1-Dichloroethane	ND	1.0	0.53	1		1,3,5-Trimethylbenzene	ND	1.0	0.19	1	
1,2-Dichloroethane	ND	0.50	0.22	1		Vinyl Acetate	ND	10	3.2	1	
1,1-Dichloroethene	ND	1.0	0.31	1		Vinyl Chloride	ND	0.50	0.33	1	
c-1,2-Dichloroethene	ND	1.0	0.35	1		p/m-Xylene	ND	1.0	0.38	1	
t-1,2-Dichloroethene	ND	1.0	0.29	1		o-Xylene	ND	1.0	0.21	1	
1,2-Dichloropropane	ND	1.0	0.28	1		Methyl-t-Butyl Ether (MTBE)	ND	1.0	0.29	1	

Surrogates:	REC (%)	Control Limits	Qual	Surrogates:	REC (%)	Control Limits	Qual
Dibromofluoromethane	106	74-140		1,2-Dichloroethane-d4	121	74-146	
Toluene-d8	96	88-112		1,4-Bromofluorobenzene	92	74-110	

RL - Reporting Limit , DF - Dilution Factor , Qual - Qualifiers

Calscience Environmental Laboratories, Inc.

Analytical Report

Tetra Tech, Inc.	Date Received:	07/12/06
348 West Hospitality Lane, Ste 100	Work Order No:	06-07-0489
San Bernardino, CA 92408-3216	Preparation:	EPA 5030B
	Method:	EPA 8260B
	Units:	ug/L
Project: LMC Beaumont Site 1 / TC #18086-02		Page 2 of 7

Client Sample Number	Lab Sample Number	Date Collected	Matrix	Date Prepared	Date Analyzed	QC Batch ID
LEB-071206-GP	**06-07-0489-2**	**07/12/06**	**Aqueous**	**07/13/06**	**07/13/06**	**060713L01**

Comment(s): -Results were evaluated to the MDL, concentrations >= to the MDL but < RL, if found, are qualified with a "J" flag.

Parameter	Result	RL	MDL	DF	Qual	Parameter	Result	RL	MDL	DF	Qual
Acetone	ND	10	6.1	1		1,3-Dichloropropane	ND	1.0	0.30	1	
Benzene	ND	0.50	0.26	1		2,2-Dichloropropane	ND	1.0	0.40	1	
Bromobenzene	ND	1.0	0.47	1		1,1-Dichloropropene	ND	1.0	0.21	1	
Bromochloromethane	ND	1.0	0.68	1		c-1,3-Dichloropropene	ND	0.50	0.45	1	
Bromodichloromethane	ND	1.0	0.27	1		t-1,3-Dichloropropene	ND	0.50	0.31	1	
Bromoform	ND	1.0	0.62	1		Ethylbenzene	ND	1.0	0.17	1	
Bromomethane	ND	10	2.9	1		2-Hexanone	ND	10	1.9	1	
2-Butanone	ND	10	4.2	1		Isopropylbenzene	ND	1.0	0.24	1	
n-Butylbenzene	ND	1.0	0.29	1		p-Isopropyltoluene	ND	1.0	0.21	1	
sec-Butylbenzene	ND	1.0	0.21	1		Methylene Chloride	4.8	10.0	2.6	1	J,B
tert-Butylbenzene	ND	1.0	0.17	1		4-Methyl-2-Pentanone	ND	10	2.4	1	
Carbon Disulfide	ND	10	1.0	1		Naphthalene	ND	10	0.95	1	
Carbon Tetrachloride	ND	0.50	0.42	1		n-Propylbenzene	ND	1.0	0.30	1	
Chlorobenzene	ND	1.0	0.36	1		Styrene	ND	1.0	0.29	1	
Chloroethane	ND	1.0	0.52	1		1,1,1,2-Tetrachloroethane	ND	1.0	0.37	1	
Chloroform	0.28	1.0	0.22	1	J	1,1,2,2-Tetrachloroethane	ND	1.0	0.37	1	
Chloromethane	ND	10	1.8	1		Tetrachloroethene	ND	1.0	0.29	1	
2-Chlorotoluene	ND	1.0	0.24	1		Toluene	ND	1.0	0.35	1	
4-Chlorotoluene	ND	1.0	0.30	1		1,2,3-Trichlorobenzene	ND	1.0	0.39	1	
Dibromochloromethane	ND	1.0	0.45	1		1,2,4-Trichlorobenzene	ND	1.0	0.35	1	
1,2-Dibromo-3-Chloropropane	ND	5.0	2.5	1		1,1,1-Trichloroethane	ND	1.0	0.32	1	
1,2-Dibromoethane	ND	1.0	0.81	1		1,1,2-Trichloro-1,2,2-Trifluoroethane	ND	10	0.54	1	
Dibromomethane	ND	1.0	0.42	1		1,1,2-Trichloroethane	ND	1.0	0.54	1	
1,2-Dichlorobenzene	ND	1.0	0.24	1		Trichloroethene	2.6	1.0	0.30	1	
1,3-Dichlorobenzene	ND	1.0	0.38	1		Trichlorofluoromethane	ND	10	0.36	1	
1,4-Dichlorobenzene	ND	1.0	0.30	1		1,2,3-Trichloropropane	ND	5.0	2.3	1	
Dichlorodifluoromethane	ND	1.0	0.27	1		1,2,4-Trimethylbenzene	ND	1.0	0.26	1	
1,1-Dichloroethane	ND	1.0	0.53	1		1,3,5-Trimethylbenzene	ND	1.0	0.19	1	
1,2-Dichloroethane	ND	0.50	0.22	1		Vinyl Acetate	ND	10	3.2	1	
1,1-Dichloroethene	1.1	1.0	0.31	1		Vinyl Chloride	ND	0.50	0.33	1	
c-1,2-Dichloroethene	ND	1.0	0.35	1		p/m-Xylene	ND	1.0	0.38	1	
t-1,2-Dichloroethene	ND	1.0	0.29	1		o-Xylene	ND	1.0	0.21	1	
1,2-Dichloropropane	ND	1.0	0.28	1		Methyl-t-Butyl Ether (MTBE)	ND	1.0	0.29	1	

Surrogates:	REC (%)	Control Limits	Qual	Surrogates:	REC (%)	Control Limits	Qual
Dibromofluoromethane	108	74-140		1,2-Dichloroethane-d4	120	74-146	
Toluene-d8	96	88-112		1,4-Bromofluorobenzene	92	74-110	

RL - Reporting Limit , DF - Dilution Factor , Qual - Qualifiers

Calscience Environmental Laboratories, Inc.

Analytical Report

Tetra Tech, Inc.	Date Received:	07/12/06
348 West Hospitality Lane, Ste 100	Work Order No:	06-07-0489
San Bernardino, CA 92408-3216	Preparation:	EPA 5030B
	Method:	EPA 8260B
	Units:	ug/L
Project: LMC Beaumont Site 1 / TC #18086-02		Page 3 of 7

Client Sample Number	Lab Sample Number	Date Collected	Matrix	Date Prepared	Date Analyzed	QC Batch ID
MW-59D	**06-07-0489-3**	**07/12/06**	**Aqueous**	**07/13/06**	**07/13/06**	**060713L01**

Comment(s): -Results were evaluated to the MDL, concentrations >= to the MDL but < RL, if found, are qualified with a "J" flag.

Parameter	Result	RL	MDL	DF	Qual	Parameter	Result	RL	MDL	DF	Qual
Acetone	ND	50	31	5		1,3-Dichloropropane	ND	5.0	1.5	5	
Benzene	ND	2.5	1.3	5		2,2-Dichloropropane	ND	5.0	2.0	5	
Bromobenzene	ND	5.0	2.3	5		1,1-Dichloropropene	ND	5.0	1.1	5	
Bromochloromethane	ND	5.0	3.4	5		c-1,3-Dichloropropene	ND	2.5	2.3	5	
Bromodichloromethane	ND	5.0	1.4	5		t-1,3-Dichloropropene	ND	2.5	1.5	5	
Bromoform	ND	5.0	3.1	5		Ethylbenzene	ND	5.0	0.87	5	
Bromomethane	ND	50	15	5		2-Hexanone	ND	50	9.3	5	
2-Butanone	ND	50	21	5		Isopropylbenzene	ND	5.0	1.2	5	
n-Butylbenzene	ND	5.0	1.5	5		p-Isopropyltoluene	ND	5.0	1.0	5	
sec-Butylbenzene	ND	5.0	1.0	5		Methylene Chloride	41	50	13	5	J,B
tert-Butylbenzene	ND	5.0	0.87	5		4-Methyl-2-Pentanone	ND	50	12	5	
Carbon Disulfide	ND	50	5.2	5		Naphthalene	ND	50	4.8	5	
Carbon Tetrachloride	ND	2.5	2.1	5		n-Propylbenzene	ND	5.0	1.5	5	
Chlorobenzene	ND	5.0	1.8	5		Styrene	ND	5.0	1.4	5	
Chloroethane	ND	5.0	2.6	5		1,1,1,2-Tetrachloroethane	ND	5.0	1.9	5	
Chloroform	2.8	5.0	1.1	5	J	1,1,2,2-Tetrachloroethane	ND	5.0	1.8	5	
Chloromethane	ND	50	8.9	5		Tetrachloroethene	ND	5.0	1.5	5	
2-Chlorotoluene	ND	5.0	1.2	5		Toluene	ND	5.0	1.7	5	
4-Chlorotoluene	ND	5.0	1.5	5		1,2,3-Trichlorobenzene	ND	5.0	2.0	5	
Dibromochloromethane	ND	5.0	2.3	5		1,2,4-Trichlorobenzene	ND	5.0	1.7	5	
1,2-Dibromo-3-Chloropropane	ND	25	12	5		1,1,1-Trichloroethane	ND	5.0	1.6	5	
1,2-Dibromoethane	ND	5.0	4.0	5		1,1,2-Trichloro-1,2,2-Trifluoroethane	ND	50	2.7	5	
Dibromomethane	ND	5.0	2.1	5		1,1,2-Trichloroethane	ND	5.0	2.7	5	
1,2-Dichlorobenzene	ND	5.0	1.2	5		Trichloroethene	120	5	1.5	5	
1,3-Dichlorobenzene	ND	5.0	1.9	5		Trichlorofluoromethane	ND	50	1.8	5	
1,4-Dichlorobenzene	ND	5.0	1.5	5		1,2,3-Trichloropropane	ND	25	11	5	
Dichlorodifluoromethane	ND	5.0	1.3	5		1,2,4-Trimethylbenzene	ND	5.0	1.3	5	
1,1-Dichloroethane	13	5	2.6	5		1,3,5-Trimethylbenzene	ND	5.0	0.94	5	
1,2-Dichloroethane	23	2	1.1	5		Vinyl Acetate	ND	50	16	5	
1,1-Dichloroethene	250	5	1.5	5		Vinyl Chloride	ND	2.5	1.7	5	
c-1,2-Dichloroethene	2.3	5.0	1.7	5	J	p/m-Xylene	ND	5.0	1.9	5	
t-1,2-Dichloroethene	ND	5.0	1.5	5		o-Xylene	ND	5.0	1.0	5	
1,2-Dichloropropane	ND	5.0	1.4	5		Methyl-t-Butyl Ether (MTBE)	ND	5.0	1.5	5	

Surrogates:	REC (%)	Control Limits	Qual	Surrogates:	REC (%)	Control Limits	Qual
Dibromofluoromethane	108	74-140		1,2-Dichloroethane-d4	122	74-146	
Toluene-d8	95	88-112		1,4-Bromofluorobenzene	92	74-110	

RL - Reporting Limit , DF - Dilution Factor , Qual - Qualifiers

Calscience Environmental Laboratories, Inc.

Analytical Report

Tetra Tech, Inc.	Date Received:	07/12/06
348 West Hospitality Lane, Ste 100	Work Order No:	06-07-0489
San Bernardino, CA 92408-3216	Preparation:	EPA 5030B
	Method:	EPA 8260B
	Units:	ug/L
Project: LMC Beaumont Site 1 / TC #18086-02		Page 4 of 7

Client Sample Number	Lab Sample Number	Date Collected	Matrix	Date Prepared	Date Analyzed	QC Batch ID
MW-60A	**06-07-0489-4**	**07/12/06**	**Aqueous**	**07/13/06**	**07/13/06**	**060713L01**

Comment(s): -Results were evaluated to the MDL, concentrations >= to the MDL but < RL, if found, are qualified with a "J" flag.

Parameter	Result	RL	MDL	DF	Qual	Parameter	Result	RL	MDL	DF	Qual
Acetone	ND	20	12	2		1,3-Dichloropropane	ND	2.0	0.61	2	
Benzene	ND	1.0	0.51	2		2,2-Dichloropropane	ND	2.0	0.80	2	
Bromobenzene	ND	2.0	0.94	2		1,1-Dichloropropene	ND	2.0	0.43	2	
Bromochloromethane	ND	2.0	1.4	2		c-1,3-Dichloropropene	ND	1.0	0.90	2	
Bromodichloromethane	ND	2.0	0.55	2		t-1,3-Dichloropropene	ND	1.0	0.61	2	
Bromoform	ND	2.0	1.2	2		Ethylbenzene	ND	2.0	0.35	2	
Bromomethane	ND	20	5.9	2		2-Hexanone	ND	20	3.7	2	
2-Butanone	ND	20	8.4	2		Isopropylbenzene	ND	2.0	0.49	2	
n-Butylbenzene	ND	2.0	0.58	2		p-Isopropyltoluene	ND	2.0	0.42	2	
sec-Butylbenzene	ND	2.0	0.42	2		Methylene Chloride	15	20	5.3	2	J,B
tert-Butylbenzene	ND	2.0	0.35	2		4-Methyl-2-Pentanone	ND	20	4.7	2	
Carbon Disulfide	ND	20	2.1	2		Naphthalene	ND	20	1.9	2	
Carbon Tetrachloride	ND	1.0	0.83	2		n-Propylbenzene	ND	2.0	0.59	2	
Chlorobenzene	ND	2.0	0.72	2		Styrene	ND	2.0	0.57	2	
Chloroethane	ND	2.0	1.0	2		1,1,1,2-Tetrachloroethane	ND	2.0	0.74	2	
Chloroform	1.7	2.0	0.43	2	J	1,1,2,2-Tetrachloroethane	ND	2.0	0.73	2	
Chloromethane	ND	20	3.6	2		Tetrachloroethene	ND	2.0	0.59	2	
2-Chlorotoluene	ND	2.0	0.49	2		Toluene	ND	2.0	0.69	2	
4-Chlorotoluene	ND	2.0	0.60	2		1,2,3-Trichlorobenzene	ND	2.0	0.78	2	
Dibromochloromethane	ND	2.0	0.90	2		1,2,4-Trichlorobenzene	ND	2.0	0.70	2	
1,2-Dibromo-3-Chloropropane	ND	10	5.0	2		1,1,1-Trichloroethane	0.73	2.0	0.64	2	J
1,2-Dibromoethane	ND	2.0	1.6	2		1,1,2-Trichloro-1,2,2-Trifluoroethane	ND	20	1.1	2	
Dibromomethane	ND	2.0	0.84	2		1,1,2-Trichloroethane	ND	2.0	1.1	2	
1,2-Dichlorobenzene	ND	2.0	0.47	2		Trichloroethene	94	2	0.60	2	
1,3-Dichlorobenzene	ND	2.0	0.77	2		Trichlorofluoromethane	ND	20	0.72	2	
1,4-Dichlorobenzene	ND	2.0	0.60	2		1,2,3-Trichloropropane	ND	10	4.5	2	
Dichlorodifluoromethane	ND	2.0	0.54	2		1,2,4-Trimethylbenzene	ND	2.0	0.51	2	
1,1-Dichloroethane	3.6	2.0	1.1	2		1,3,5-Trimethylbenzene	ND	2.0	0.38	2	
1,2-Dichloroethane	6.0	1.0	0.44	2		Vinyl Acetate	ND	20	6.4	2	
1,1-Dichloroethene	170	2	0.61	2		Vinyl Chloride	ND	1.0	0.67	2	
c-1,2-Dichloroethene	1.4	2.0	0.70	2	J	p/m-Xylene	ND	2.0	0.76	2	
t-1,2-Dichloroethene	ND	2.0	0.58	2		o-Xylene	ND	2.0	0.42	2	
1,2-Dichloropropane	ND	2.0	0.57	2		Methyl-t-Butyl Ether (MTBE)	ND	2.0	0.59	2	

Surrogates:	REC (%)	Control Limits	Qual	Surrogates:	REC (%)	Control Limits	Qual
Dibromofluoromethane	108	74-140		1,2-Dichloroethane-d4	122	74-146	
Toluene-d8	96	88-112		1,4-Bromofluorobenzene	92	74-110	

RL - Reporting Limit , DF - Dilution Factor , Qual - Qualifiers

Calscience Environmental Laboratories, Inc.

Analytical Report

Tetra Tech, Inc.	Date Received:	07/12/06
348 West Hospitality Lane, Ste 100	Work Order No:	06-07-0489
San Bernardino, CA 92408-3216	Preparation:	EPA 5030B
	Method:	EPA 8260B
	Units:	ug/L
Project: LMC Beaumont Site 1 / TC #18086-02		Page 5 of 7

Client Sample Number	Lab Sample Number	Date Collected	Matrix	Date Prepared	Date Analyzed	QC Batch ID
MW-22	**06-07-0489-5**	**07/12/06**	**Aqueous**	**07/14/06**	**07/14/06**	**060714L02**

Comment(s): -Results were evaluated to the MDL, concentrations >= to the MDL but < RL, if found, are qualified with a "J" flag.

Parameter	Result	RL	MDL	DF	Qual	Parameter	Result	RL	MDL	DF	Qual
Acetone	7.0	10.0	6.1	1	J	1,3-Dichloropropane	ND	1.0	0.30	1	
Benzene	ND	0.50	0.26	1		2,2-Dichloropropane	ND	1.0	0.40	1	
Bromobenzene	ND	1.0	0.47	1		1,1-Dichloropropene	ND	1.0	0.21	1	
Bromochloromethane	ND	1.0	0.68	1		c-1,3-Dichloropropene	ND	0.50	0.45	1	
Bromodichloromethane	ND	1.0	0.27	1		t-1,3-Dichloropropene	ND	0.50	0.31	1	
Bromoform	ND	1.0	0.62	1		Ethylbenzene	ND	1.0	0.17	1	
Bromomethane	ND	10	2.9	1		2-Hexanone	ND	10	1.9	1	
2-Butanone	ND	10	4.2	1		Isopropylbenzene	ND	1.0	0.24	1	
n-Butylbenzene	ND	1.0	0.29	1		p-Isopropyltoluene	ND	1.0	0.21	1	
sec-Butylbenzene	ND	1.0	0.21	1		Methylene Chloride	4.1	10.0	2.6	1	J,B
tert-Butylbenzene	ND	1.0	0.17	1		4-Methyl-2-Pentanone	ND	10	2.4	1	
Carbon Disulfide	ND	10	1.0	1		Naphthalene	ND	10	0.95	1	
Carbon Tetrachloride	ND	0.50	0.42	1		n-Propylbenzene	ND	1.0	0.30	1	
Chlorobenzene	ND	1.0	0.36	1		Styrene	ND	1.0	0.29	1	
Chloroethane	ND	1.0	0.52	1		1,1,1,2-Tetrachloroethane	ND	1.0	0.37	1	
Chloroform	0.33	1.0	0.22	1	J	1,1,2,2-Tetrachloroethane	ND	1.0	0.37	1	
Chloromethane	ND	10	1.8	1		Tetrachloroethene	ND	1.0	0.29	1	
2-Chlorotoluene	ND	1.0	0.24	1		Toluene	ND	1.0	0.35	1	
4-Chlorotoluene	ND	1.0	0.30	1		1,2,3-Trichlorobenzene	ND	1.0	0.39	1	
Dibromochloromethane	ND	1.0	0.45	1		1,2,4-Trichlorobenzene	ND	1.0	0.35	1	
1,2-Dibromo-3-Chloropropane	ND	5.0	2.5	1		1,1,1-Trichloroethane	0.42	1.0	0.32	1	J
1,2-Dibromoethane	ND	1.0	0.81	1		1,1,2-Trichloro-1,2,2-Trifluoroethane	ND	10	0.54	1	
Dibromomethane	ND	1.0	0.42	1		1,1,2-Trichloroethane	ND	1.0	0.54	1	
1,2-Dichlorobenzene	ND	1.0	0.24	1		Trichloroethene	42	1	0.30	1	
1,3-Dichlorobenzene	ND	1.0	0.38	1		Trichlorofluoromethane	ND	10	0.36	1	
1,4-Dichlorobenzene	ND	1.0	0.30	1		1,2,3-Trichloropropane	ND	5.0	2.3	1	
Dichlorodifluoromethane	ND	1.0	0.27	1		1,2,4-Trimethylbenzene	ND	1.0	0.26	1	
1,1-Dichloroethane	0.94	1.0	0.53	1	J	1,3,5-Trimethylbenzene	ND	1.0	0.19	1	
1,2-Dichloroethane	1.2	0.5	0.22	1		Vinyl Acetate	ND	10	3.2	1	
1,1-Dichloroethene	40	1	0.31	1		Vinyl Chloride	ND	0.50	0.33	1	
c-1,2-Dichloroethene	0.38	1.0	0.35	1	J	p/m-Xylene	ND	1.0	0.38	1	
t-1,2-Dichloroethene	ND	1.0	0.29	1		o-Xylene	ND	1.0	0.21	1	
1,2-Dichloropropane	ND	1.0	0.28	1		Methyl-t-Butyl Ether (MTBE)	ND	1.0	0.29	1	

Surrogates:	REC (%)	Control Limits	Qual	Surrogates:	REC (%)	Control Limits	Qual
Dibromofluoromethane	107	74-140		1,2-Dichloroethane-d4	121	74-146	
Toluene-d8	97	88-112		1,4-Bromofluorobenzene	92	74-110	

RL - Reporting Limit , DF - Dilution Factor , Qual - Qualifiers

Calscience Environmental Laboratories, Inc.

Analytical Report

Tetra Tech, Inc.	Date Received:	07/12/06
348 West Hospitality Lane, Ste 100	Work Order No:	06-07-0489
San Bernardino, CA 92408-3216	Preparation:	EPA 5030B
	Method:	EPA 8260B
	Units:	ug/L
Project: LMC Beaumont Site 1 / TC #18086-02		Page 6 of 7

Client Sample Number	Lab Sample Number	Date Collected	Matrix	Date Prepared	Date Analyzed	QC Batch ID
Method Blank	**099-10-006-18,504**	**N/A**	**Aqueous**	**07/13/06**	**07/13/06**	**060713L01**

Comment(s): -Results were evaluated to the MDL, concentrations >= to the MDL but < RL, if found, are qualified with a "J" flag.

Parameter	Result	RL	MDL	DF	Qual	Parameter	Result	RL	MDL	DF	Qual
Acetone	ND	10	6.1	1		1,3-Dichloropropane	ND	1.0	0.30	1	
Benzene	ND	0.50	0.26	1		2,2-Dichloropropane	ND	1.0	0.40	1	
Bromobenzene	ND	1.0	0.47	1		1,1-Dichloropropene	ND	1.0	0.21	1	
Bromochloromethane	ND	1.0	0.68	1		c-1,3-Dichloropropene	ND	0.50	0.45	1	
Bromodichloromethane	ND	1.0	0.27	1		t-1,3-Dichloropropene	ND	0.50	0.31	1	
Bromoform	ND	1.0	0.62	1		Ethylbenzene	ND	1.0	0.17	1	
Bromomethane	ND	10	2.9	1		2-Hexanone	ND	10	1.9	1	
2-Butanone	ND	10	4.2	1		Isopropylbenzene	ND	1.0	0.24	1	
n-Butylbenzene	ND	1.0	0.29	1		p-Isopropyltoluene	ND	1.0	0.21	1	
sec-Butylbenzene	ND	1.0	0.21	1		Methylene Chloride	3.2	10.0	2.6	1	J
tert-Butylbenzene	ND	1.0	0.17	1		4-Methyl-2-Pentanone	ND	10	2.4	1	
Carbon Disulfide	ND	10	1.0	1		Naphthalene	1.1	10.0	0.95	1	J
Carbon Tetrachloride	ND	0.50	0.42	1		n-Propylbenzene	ND	1.0	0.30	1	
Chlorobenzene	ND	1.0	0.36	1		Styrene	ND	1.0	0.29	1	
Chloroethane	ND	1.0	0.52	1		1,1,1,2-Tetrachloroethane	ND	1.0	0.37	1	
Chloroform	ND	1.0	0.22	1		1,1,2,2-Tetrachloroethane	ND	1.0	0.37	1	
Chloromethane	ND	10	1.8	1		Tetrachloroethene	ND	1.0	0.29	1	
2-Chlorotoluene	ND	1.0	0.24	1		Toluene	ND	1.0	0.35	1	
4-Chlorotoluene	ND	1.0	0.30	1		1,2,3-Trichlorobenzene	0.44	1.0	0.39	1	J
Dibromochloromethane	ND	1.0	0.45	1		1,2,4-Trichlorobenzene	0.50	1.0	0.35	1	J
1,2-Dibromo-3-Chloropropane	ND	5.0	2.5	1		1,1,1-Trichloroethane	ND	1.0	0.32	1	
1,2-Dibromoethane	ND	1.0	0.81	1		1,1,2-Trichloro-1,2,2-Trifluoroethane	ND	10	0.54	1	
Dibromomethane	ND	1.0	0.42	1		1,1,2-Trichloroethane	ND	1.0	0.54	1	
1,2-Dichlorobenzene	ND	1.0	0.24	1		Trichloroethene	ND	1.0	0.30	1	
1,3-Dichlorobenzene	ND	1.0	0.38	1		Trichlorofluoromethane	ND	10	0.36	1	
1,4-Dichlorobenzene	ND	1.0	0.30	1		1,2,3-Trichloropropane	ND	5.0	2.3	1	
Dichlorodifluoromethane	ND	1.0	0.27	1		1,2,4-Trimethylbenzene	ND	1.0	0.26	1	
1,1-Dichloroethane	ND	1.0	0.53	1		1,3,5-Trimethylbenzene	ND	1.0	0.19	1	
1,2-Dichloroethane	ND	0.50	0.22	1		Vinyl Acetate	ND	10	3.2	1	
1,1-Dichloroethene	ND	1.0	0.31	1		Vinyl Chloride	ND	0.50	0.33	1	
c-1,2-Dichloroethene	ND	1.0	0.35	1		p/m-Xylene	ND	1.0	0.38	1	
t-1,2-Dichloroethene	ND	1.0	0.29	1		o-Xylene	ND	1.0	0.21	1	
1,2-Dichloropropane	ND	1.0	0.28	1		Methyl-t-Butyl Ether (MTBE)	ND	1.0	0.29	1	

Surrogates:	REC (%)	Control Limits	Qual	Surrogates:	REC (%)	Control Limits	Qual
Dibromofluoromethane	106	74-140		1,2-Dichloroethane-d4	119	74-146	
Toluene-d8	97	88-112		1,4-Bromofluorobenzene	91	74-110	

RL - Reporting Limit , DF - Dilution Factor , Qual - Qualifiers

Calscience Environmental Laboratories, Inc.

Analytical Report

Tetra Tech, Inc.	Date Received:	07/12/06
348 West Hospitality Lane, Ste 100	Work Order No:	06-07-0489
San Bernardino, CA 92408-3216	Preparation:	EPA 5030B
	Method:	EPA 8260B
	Units:	ug/L
Project: LMC Beaumont Site 1 / TC #18086-02		Page 7 of 7

Client Sample Number	Lab Sample Number	Date Collected	Matrix	Date Prepared	Date Analyzed	QC Batch ID
Method Blank	**099-10-006-18,525**	**N/A**	**Aqueous**	**07/14/06**	**07/14/06**	**060714L02**

Comment(s): -Results were evaluated to the MDL, concentrations >= to the MDL but < RL, if found, are qualified with a "J" flag.

Parameter	Result	RL	MDL	DF	Qual	Parameter	Result	RL	MDL	DF	Qual
Acetone	ND	10	6.1	1		1,3-Dichloropropane	ND	1.0	0.30	1	
Benzene	ND	0.50	0.26	1		2,2-Dichloropropane	ND	1.0	0.40	1	
Bromobenzene	ND	1.0	0.47	1		1,1-Dichloropropene	ND	1.0	0.21	1	
Bromochloromethane	ND	1.0	0.68	1		c-1,3-Dichloropropene	ND	0.50	0.45	1	
Bromodichloromethane	ND	1.0	0.27	1		t-1,3-Dichloropropene	ND	0.50	0.31	1	
Bromoform	ND	1.0	0.62	1		Ethylbenzene	ND	1.0	0.17	1	
Bromomethane	ND	10	2.9	1		2-Hexanone	ND	10	1.9	1	
2-Butanone	ND	10	4.2	1		Isopropylbenzene	ND	1.0	0.24	1	
n-Butylbenzene	ND	1.0	0.29	1		p-Isopropyltoluene	ND	1.0	0.21	1	
sec-Butylbenzene	ND	1.0	0.21	1		Methylene Chloride	2.8	10.0	2.6	1	J
tert-Butylbenzene	ND	1.0	0.17	1		4-Methyl-2-Pentanone	ND	10	2.4	1	
Carbon Disulfide	ND	10	1.0	1		Naphthalene	ND	10	0.95	1	
Carbon Tetrachloride	ND	0.50	0.42	1		n-Propylbenzene	ND	1.0	0.30	1	
Chlorobenzene	ND	1.0	0.36	1		Styrene	ND	1.0	0.29	1	
Chloroethane	ND	1.0	0.52	1		1,1,1,2-Tetrachloroethane	ND	1.0	0.37	1	
Chloroform	ND	1.0	0.22	1		1,1,2,2-Tetrachloroethane	ND	1.0	0.37	1	
Chloromethane	ND	10	1.8	1		Tetrachloroethene	ND	1.0	0.29	1	
2-Chlorotoluene	ND	1.0	0.24	1		Toluene	ND	1.0	0.35	1	
4-Chlorotoluene	ND	1.0	0.30	1		1,2,3-Trichlorobenzene	ND	1.0	0.39	1	
Dibromochloromethane	ND	1.0	0.45	1		1,2,4-Trichlorobenzene	ND	1.0	0.35	1	
1,2-Dibromo-3-Chloropropane	ND	5.0	2.5	1		1,1,1-Trichloroethane	ND	1.0	0.32	1	
1,2-Dibromoethane	ND	1.0	0.81	1		1,1,2-Trichloro-1,2,2-Trifluoroethane	ND	10	0.54	1	
Dibromomethane	ND	1.0	0.42	1		1,1,2-Trichloroethane	ND	1.0	0.54	1	
1,2-Dichlorobenzene	ND	1.0	0.24	1		Trichloroethene	ND	1.0	0.30	1	
1,3-Dichlorobenzene	ND	1.0	0.38	1		Trichlorofluoromethane	ND	10	0.36	1	
1,4-Dichlorobenzene	ND	1.0	0.30	1		1,2,3-Trichloropropane	ND	5.0	2.3	1	
Dichlorodifluoromethane	ND	1.0	0.27	1		1,2,4-Trimethylbenzene	ND	1.0	0.26	1	
1,1-Dichloroethane	ND	1.0	0.53	1		1,3,5-Trimethylbenzene	ND	1.0	0.19	1	
1,2-Dichloroethane	ND	0.50	0.22	1		Vinyl Acetate	ND	10	3.2	1	
1,1-Dichloroethene	ND	1.0	0.31	1		Vinyl Chloride	ND	0.50	0.33	1	
c-1,2-Dichloroethene	ND	1.0	0.35	1		p/m-Xylene	ND	1.0	0.38	1	
t-1,2-Dichloroethene	ND	1.0	0.29	1		o-Xylene	ND	1.0	0.21	1	
1,2-Dichloropropane	ND	1.0	0.28	1		Methyl-t-Butyl Ether (MTBE)	ND	1.0	0.29	1	

Surrogates:	REC (%)	Control Limits	Qual	Surrogates:	REC (%)	Control Limits	Qual
Dibromofluoromethane	106	74-140		1,2-Dichloroethane-d4	120	74-146	
Toluene-d8	98	88-112		1,4-Bromofluorobenzene	92	74-110	

RL - Reporting Limit , DF - Dilution Factor , Qual - Qualifiers

Calscience Environmental Laboratories, Inc.

EPA 8260B Tentatively Identified Compound List

Work Order	CEL Sample	Client ID	Q	Compound	CAS NUMBER	RT	On Column Conc. ug/L	Estimated Conc. ug/L
06-07-0489				No TICs found for all samples				

Q Qualifier
RT Retention Time

7440 Lincoln Way, Garden Grove, CA 92841-1432 • TEL: (714) 895-5494 • FAX: (714) 894-7501

Calscience Environmental Laboratories, Inc.

Analytical Report

Tetra Tech, Inc.		Date Received:	07/12/06
348 West Hospitality Lane, Ste 100		Work Order No:	06-07-0489
San Bernardino, CA 92408-3216		Preparation:	EPA 5030B
		Method:	SRL 524M-TCP

Project: LMC Beaumont Site 1 / TC #18086-02

Client Sample Number	Lab Sample Number	Date Collected	Matrix	Date Prepared	Date Analyzed	QC Batch ID
LEB-071206-GP	**06-07-0489-2**	**07/12/06**	**Aqueous**	**07/13/06**	**07/13/06**	**060713L01**

Comment(s): -Results were evaluated to the MDL, concentrations >= to the MDL but < RL, if found, are qualified with a "J" flag.

Parameter	Result	RL	MDL	DF	Qual	Units
1,2,3-Trichloropropane	0.0020	0.0050	0.0017	1	J	ug/L

Client Sample Number	Lab Sample Number	Date Collected	Matrix	Date Prepared	Date Analyzed	QC Batch ID
MW-59D	**06-07-0489-3**	**07/12/06**	**Aqueous**	**07/14/06**	**07/14/06**	**060714L01**

Comment(s): -Results were evaluated to the MDL, concentrations >= to the MDL but < RL, if found, are qualified with a "J" flag.

Parameter	Result	RL	MDL	DF	Qual	Units
1,2,3-Trichloropropane	0.0023	0.0050	0.0017	1	J	ug/L

Client Sample Number	Lab Sample Number	Date Collected	Matrix	Date Prepared	Date Analyzed	QC Batch ID
MW-60A	**06-07-0489-4**	**07/12/06**	**Aqueous**	**07/14/06**	**07/14/06**	**060714L01**

Comment(s): -Results were evaluated to the MDL, concentrations >= to the MDL but < RL, if found, are qualified with a "J" flag.

Parameter	Result	RL	MDL	DF	Qual	Units
1,2,3-Trichloropropane	0.0022	0.0050	0.0017	1	J	ug/L

Client Sample Number	Lab Sample Number	Date Collected	Matrix	Date Prepared	Date Analyzed	QC Batch ID
Method Blank	**099-10-022-250**	**N/A**	**Aqueous**	**07/13/06**	**07/13/06**	**060713L01**

Comment(s): -Results were evaluated to the MDL, concentrations >= to the MDL but < RL, if found, are qualified with a "J" flag.

Parameter	Result	RL	MDL	DF	Qual	Units
1,2,3-Trichloropropane	ND	0.0050	0.0017	1		ug/L

Client Sample Number	Lab Sample Number	Date Collected	Matrix	Date Prepared	Date Analyzed	QC Batch ID
Method Blank	**099-10-022-251**	**N/A**	**Aqueous**	**07/14/06**	**07/14/06**	**060714L01**

Comment(s): -Results were evaluated to the MDL, concentrations >= to the MDL but < RL, if found, are qualified with a "J" flag.

Parameter	Result	RL	MDL	DF	Qual	Units
1,2,3-Trichloropropane	ND	0.0050	0.0017	1		ug/L

RL - Reporting Limit , DF - Dilution Factor , Qual - Qualifiers

Calscience Environmental Laboratories, Inc.

Analytical Report

Tetra Tech, Inc.
348 West Hospitality Lane, Ste 100
San Bernardino, CA 92408-3216

Date Received: 07/12/06
Work Order No: 06-07-0489

Project: LMC Beaumont Site 1 / TC #18086-02

Client Sample Number	Lab Sample Number	Date Collected	Matrix
LEB-071206-GP	**06-07-0489-2**	**07/12/06**	**Aqueous**

Comment(s): (1) Results were evaluated to the MDL, concentrations >= to the MDL but < RL, if found, are qualified with a "J" flag.

Parameter	Result	RL	MDL	DF	Qual	Units	Date Prepared	Date Analyzed	Method
Chromium, Hexavalent (1)	0.12	0.20	0.0050	1	J,B	ug/L	N/A	07/12/06	EPA 218.6
Perchlorate (1)	ND	2.0	0.43	1		ug/L	N/A	07/17/06	EPA 314.0

Client Sample Number	Lab Sample Number	Date Collected	Matrix
MW-59D	**06-07-0489-3**	**07/12/06**	**Aqueous**

Parameter	Result	RL	MDL	DF	Qual	Units	Date Prepared	Date Analyzed	Method
Chromium, Hexavalent	2.3	0.2	0.0050	1	B	ug/L	N/A	07/12/06	EPA 218.6
Perchlorate	6900	400	86	200		ug/L	N/A	07/17/06	EPA 314.0

Client Sample Number	Lab Sample Number	Date Collected	Matrix
MW-60A	**06-07-0489-4**	**07/12/06**	**Aqueous**

Parameter	Result	RL	MDL	DF	Qual	Units	Date Prepared	Date Analyzed	Method
Chromium, Hexavalent	0.74	0.20	0.0050	1	B	ug/L	N/A	07/12/06	EPA 218.6
Perchlorate	5100	400	86	200		ug/L	N/A	07/17/06	EPA 314.0

Client Sample Number	Lab Sample Number	Date Collected	Matrix
MW-22	**06-07-0489-5**	**07/12/06**	**Aqueous**

Parameter	Result	RL	MDL	DF	Qual	Units	Date Prepared	Date Analyzed	Method
Perchlorate	560	40	8.6	20		ug/L	N/A	07/17/06	EPA 314.0

Client Sample Number	Lab Sample Number	Date Collected	Matrix
Method Blank		**N/A**	**Aqueous**

Comment(s): (1) Results were evaluated to the MDL, concentrations >= to the MDL but < RL, if found, are qualified with a "J" flag.

Parameter	Result	RL	MDL	DF	Qual	Units	Date Prepared	Date Analyzed	Method
Chromium, Hexavalent (1)	0.051	0.20	0.0050	1	J	ug/L	N/A	07/12/06	EPA 218.6
Perchlorate (1)	ND	2.0	0.43	1		ug/L	N/A	07/17/06	EPA 314.0

RL - Reporting Limit , DF - Dilution Factor , Qual - Qualifiers

Calscience Environmental Laboratories, Inc.

Quality Control - Spike/Spike Duplicate

Tetra Tech, Inc.
348 West Hospitality Lane, Ste 100
San Bernardino, CA 92408-3216

Date Received: 07/12/06
Work Order No: 06-07-0489
Preparation: EPA 3010A Total
Method: EPA 6010B

Project LMC Beaumont Site 1 / TC #18086-02

Quality Control Sample ID	Matrix	Instrument	Date Prepared	Date Analyzed	MS/MSD Batch Number
MW-59D	**Aqueous**	**ICP 3300**	**07/13/06**	**07/14/06**	**060713S03**

Parameter	MS %REC	MSD %REC	%REC CL	RPD	RPD CL	Qualifiers
Arsenic	104	105	80-140	1	0-11	
Beryllium	107	108	89-119	1	0-8	
Cadmium	110	110	82-124	0	0-7	
Lead	108	108	84-120	1	0-7	

RPD - Relative Percent Difference , CL - Control Limit

Calscience Environmental Laboratories, Inc.

Quality Control - Spike/Spike Duplicate

Tetra Tech, Inc.
348 West Hospitality Lane, Ste 100
San Bernardino, CA 92408-3216

Date Received: 07/12/06
Work Order No: 06-07-0489
Preparation: Extraction
Method: EPA 8330

Project LMC Beaumont Site 1 / TC #18086-02

Quality Control Sample ID	Matrix	Instrument	Date Prepared	Date Analyzed	MS/MSD Batch Number
06-07-0417-4	**Aqueous**	**HPLC 7**	**07/17/06**	**07/21/06**	**060717S04**

Parameter	MS %REC	MSD %REC	%REC CL	RPD	RPD CL	Qualifiers
4-Amino-2,6-DNT	57	65	40-160	13	0-20	
2-Amino-4,6-DNT	68	68	40-160	0	0-20	
1,3-Dinitrobenzene	69	68	40-160	2	0-20	
2,4-Dinitrotoluene	75	79	40-160	5	0-20	
2,6-Dinitrotoluene	70	68	40-160	2	0-20	
HMX	72	76	40-160	5	0-20	
Nitrobenzene	69	65	40-160	6	0-20	
2-Nitrotoluene	70	71	40-160	1	0-20	
3-Nitrotoluene	69	68	40-160	2	0-20	
4-Nitrotoluene	66	71	40-160	7	0-20	
RDX	70	65	40-160	6	0-20	
Tetryl	129	122	40-160	6	0-20	
1,3,5-Trinitrobenzene	81	78	40-160	4	0-20	
2,4,6-Trinitrotoluene	88	81	40-160	8	0-20	

RPD - Relative Percent Difference , CL - Control Limit

Calscience Environmental Laboratories, Inc.

Quality Control - Spike/Spike Duplicate

Tetra Tech, Inc.
348 West Hospitality Lane, Ste 100
San Bernardino, CA 92408-3216

Date Received: 07/12/06
Work Order No: 06-07-0489
Preparation: EPA 5030B
Method: EPA 8260B

Project LMC Beaumont Site 1 / TC #18086-02

Quality Control Sample ID	Matrix	Instrument	Date Prepared	Date Analyzed	MS/MSD Batch Number
06-07-0463-2	**Aqueous**	**GC/MS EE**	**07/13/06**	**07/13/06**	**060713S01**

Parameter	MS %REC	MSD %REC	%REC CL	RPD	RPD CL	Qualifiers
Benzene	94	91	88-118	4	0-7	
Carbon Tetrachloride	81	78	67-145	4	0-11	
Chlorobenzene	103	99	88-118	3	0-7	
1,2-Dichlorobenzene	109	107	86-116	1	0-8	
1,1-Dichloroethene	92	89	70-130	4	0-25	
Toluene	96	93	87-123	3	0-8	
Trichloroethene	93	88	79-127	6	0-10	
Vinyl Chloride	90	94	69-129	4	0-13	
Methyl-t-Butyl Ether (MTBE)	93	87	71-131	7	0-13	
Tert-Butyl Alcohol (TBA)	93	82	36-168	12	0-45	
Diisopropyl Ether (DIPE)	97	91	81-123	6	0-9	
Ethyl-t-Butyl Ether (ETBE)	92	87	72-126	6	0-12	
Tert-Amyl-Methyl Ether (TAME)	92	85	72-126	7	0-12	
Ethanol	102	97	53-149	5	0-31	

RPD - Relative Percent Difference , CL - Control Limit

Calscience Environmental Laboratories, Inc.

Quality Control - Spike/Spike Duplicate

Tetra Tech, Inc.
348 West Hospitality Lane, Ste 100
San Bernardino, CA 92408-3216

Date Received: 07/12/06
Work Order No: 06-07-0489
Preparation: EPA 5030B
Method: EPA 8260B

Project LMC Beaumont Site 1 / TC #18086-02

Quality Control Sample ID	Matrix	Instrument	Date Prepared	Date Analyzed	MS/MSD Batch Number
06-07-0594-4	**Aqueous**	**GC/MS EE**	**07/14/06**	**07/14/06**	**060714S02**

Parameter	MS %REC	MSD %REC	%REC CL	RPD	RPD CL	Qualifiers
Benzene	93	93	88-118	0	0-7	
Carbon Tetrachloride	80	82	67-145	3	0-11	
Chlorobenzene	100	101	88-118	1	0-7	
1,2-Dichlorobenzene	104	107	86-116	3	0-8	
1,1-Dichloroethene	92	91	70-130	0	0-25	
Toluene	96	96	87-123	1	0-8	
Trichloroethene	92	91	79-127	1	0-10	
Vinyl Chloride	93	95	69-129	2	0-13	
Methyl-t-Butyl Ether (MTBE)	88	91	71-131	3	0-13	
Tert-Butyl Alcohol (TBA)	78	83	36-168	7	0-45	
Diisopropyl Ether (DIPE)	93	95	81-123	2	0-9	
Ethyl-t-Butyl Ether (ETBE)	89	91	72-126	2	0-12	
Tert-Amyl-Methyl Ether (TAME)	88	89	72-126	0	0-12	
Ethanol	100	92	53-149	8	0-31	

RPD - Relative Percent Difference , CL - Control Limit

Calscience Environmental Laboratories, Inc.

Quality Control - Spike/Spike Duplicate

Tetra Tech, Inc.
348 West Hospitality Lane, Ste 100
San Bernardino, CA 92408-3216

Date Received: 07/12/06
Work Order No: 06-07-0489
Preparation: EPA 5030B
Method: SRL 524M-TCP

Project LMC Beaumont Site 1 / TC #18086-02

Quality Control Sample ID	Matrix	Instrument	Date Prepared	Date Analyzed	MS/MSD Batch Number
06-07-0487-1	**Aqueous**	**GC/MS M**	**07/13/06**	**07/13/06**	**060713S01**

Parameter	MS %REC	MSD %REC	%REC CL	RPD	RPD CL	Qualifiers
1,2,3-Trichloropropane	101	106	80-120	4	0-20	
1,4-Dioxane	80	73	80-120	2	0-20	3

RPD - Relative Percent Difference , CL - Control Limit

Calscience Environmental Laboratories, Inc.

Quality Control - Spike/Spike Duplicate

Tetra Tech, Inc.
348 West Hospitality Lane, Ste 100
San Bernardino, CA 92408-3216

Date Received: 07/12/06
Work Order No: 06-07-0489
Preparation: EPA 5030B
Method: SRL 524M-TCP

Project LMC Beaumont Site 1 / TC #18086-02

Quality Control Sample ID	Matrix	Instrument	Date Prepared	Date Analyzed	MS/MSD Batch Number
06-07-0570-1	**Aqueous**	**GC/MS M**	**07/14/06**	**07/14/06**	**060714S01**

Parameter	MS %REC	MSD %REC	%REC CL	RPD	RPD CL	Qualifiers
1,2,3-Trichloropropane	110	107	80-120	3	0-20	
1,4-Dioxane	81	90	80-120	10	0-20	

RPD - Relative Percent Difference , CL - Control Limit

Calscience Environmental Laboratories, Inc.

Quality Control - Spike/Spike Duplicate

Tetra Tech, Inc.
348 West Hospitality Lane, Ste 100
San Bernardino, CA 92408-3216

Date Received: N/A
Work Order No: 06-07-0489

Project: LMC Beaumont Site 1 / TC #18086-02

Matrix: Aqueous

Parameter	Method	Quality Control Sample ID	Date Analyzed	Date Extracted	MS% REC	MSD % REC	%REC CL	RPD	RPD CL	Qualifiers
Chromium, Hexavalent	EPA 218.6	LEB-071206-GP	07/12/06	N/A	100	101	85-121	0	0-4	
Perchlorate	EPA 314.0	06-07-0417-4	07/17/06	N/A	106	108	80-120	0	0-15	

RPD - Relative Percent Difference , CL - Control Limit

Calscience Environmental Laboratories, Inc.

Quality Control - Laboratory Control Sample

Tetra Tech, Inc.		Date Received:	N/A
348 West Hospitality Lane, Ste 100		Work Order No:	06-07-0489
San Bernardino, CA 92408-3216		Preparation:	EPA 3010A Total
		Method:	EPA 6010B

Project: LMC Beaumont Site 1 / TC #18086-02

Quality Control Sample ID	Matrix	Instrument	Date Analyzed	Lab File ID	LCS Batch Number
097-01-003-6,288	**Aqueous**	**ICP 3300**	**07/14/06**	**060713-I-03**	**060713L03**

Parameter	Conc Added	Conc Recovered	LCS %Rec	%Rec CL	Qualifiers
Arsenic	0.500	0.493	99	80-120	
Beryllium	0.500	0.509	102	80-120	
Cadmium	0.500	0.524	105	80-120	
Lead	0.500	0.517	103	80-120	

RPD - Relative Percent Difference , CL - Control Limit

Calscience Environmental Laboratories, Inc.

Quality Control - LCS/LCS Duplicate

Tetra Tech, Inc.
348 West Hospitality Lane, Ste 100
San Bernardino, CA 92408-3216

Date Received: N/A
Work Order No: 06-07-0489
Preparation: EPA 3520B
Method: EPA 8270C

Project: LMC Beaumont Site 1 / TC #18086-02

Quality Control Sample ID	Matrix	Instrument	Date Prepared	Date Analyzed	LCS/LCSD Batch Number
095-01-003-1,967	**Aqueous**	**GC/MS P**	**07/13/06**	**07/17/06**	**060713L04**

Parameter	LCS %REC	LCSD %REC	%REC CL	RPD	RPD CL	Qualifiers
Phenol	84	85	4-142	1	0-24	
2-Chlorophenol	84	85	53-113	1	0-17	
1,4-Dichlorobenzene	61	62	50-122	1	0-19	
N-Nitroso-di-n-propylamine	80	82	56-146	2	0-22	
4-Chloro-3-Methylphenol	83	83	55-121	0	0-18	
Acenaphthene	74	74	55-139	0	0-17	
4-Nitrophenol	91	91	1-145	0	0-29	
2,4-Dinitrotoluene	82	81	41-161	1	0-22	
Pentachlorophenol	90	88	34-130	3	0-23	
Pyrene	70	71	38-170	2	0-27	
1,2,4-Trichlorobenzene	68	66	49-121	4	0-19	

RPD - Relative Percent Difference , CL - Control Limit

Calscience Environmental Laboratories, Inc.

Quality Control - LCS/LCS Duplicate

ACCREDITED IN ACCORDANCE WITH nelac

Tetra Tech, Inc.		Date Received:	N/A
348 West Hospitality Lane, Ste 100		Work Order No:	06-07-0489
San Bernardino, CA 92408-3216		Preparation:	EPA 3520B
		Method:	EPA 8270C(M) Isotope Dilution

Project: LMC Beaumont Site 1 / TC #18086-02

Quality Control Sample ID	Matrix	Instrument	Date Prepared	Date Analyzed	LCS/LCSD Batch Number
099-09-004-612	**Aqueous**	**GC/MS P**	**07/13/06**	**07/17/06**	**060713L04D**

Parameter	LCS %REC	LCSD %REC	%REC CL	RPD	RPD CL	Qualifiers
1,4-Dioxane	89	89	50-130	0	0-20	

RPD - Relative Percent Difference , CL - Control Limit

Calscience Environmental Laboratories, Inc.

Quality Control - LCS/LCS Duplicate

Tetra Tech, Inc.		Date Received:	N/A
348 West Hospitality Lane, Ste 100		Work Order No:	06-07-0489
San Bernardino, CA 92408-3216		Preparation:	EPA 3520B
		Method:	EPA 1625CM

Project: LMC Beaumont Site 1 / TC #18086-02

Quality Control Sample ID	Matrix	Instrument	Date Prepared	Date Analyzed	LCS/LCSD Batch Number
099-07-027-259	**Aqueous**	**GC/MS H**	**07/17/06**	**07/21/06**	**060717L09**

Parameter	LCS %REC	LCSD %REC	%REC CL	RPD	RPD CL	Qualifiers
N-Nitrosodimethylamine	53	59	50-130	12	0-20	

RPD - Relative Percent Difference , CL - Control Limit

Calscience Environmental Laboratories, Inc.

Quality Control - LCS/LCS Duplicate

Tetra Tech, Inc.
348 West Hospitality Lane, Ste 100
San Bernardino, CA 92408-3216

Date Received: N/A
Work Order No: 06-07-0489
Preparation: Extraction
Method: EPA 8330

Project: LMC Beaumont Site 1 / TC #18086-02

Quality Control Sample ID	Matrix	Instrument	Date Prepared	Date Analyzed	LCS/LCSD Batch Number
099-10-032-45	**Aqueous**	**HPLC 7**	**07/17/06**	**07/21/06**	**060717L04**

Parameter	LCS %REC	LCSD %REC	%REC CL	RPD	RPD CL	Qualifiers
4-Amino-2,6-DNT	66	65	40-160	2	0-20	
2-Amino-4,6-DNT	75	78	40-160	4	0-20	
1,3-Dinitrobenzene	73	75	40-160	2	0-20	
2,4-Dinitrotoluene	78	86	40-160	10	0-20	
2,6-Dinitrotoluene	76	80	40-160	5	0-20	
HMX	82	81	40-160	1	0-20	
Nitrobenzene	73	72	40-160	2	0-20	
2-Nitrotoluene	78	75	40-160	4	0-20	
3-Nitrotoluene	69	71	40-160	3	0-20	
4-Nitrotoluene	80	75	40-160	7	0-20	
RDX	83	83	40-160	1	0-20	
Tetryl	117	126	40-160	8	0-20	
1,3,5-Trinitrobenzene	83	88	40-160	6	0-20	
2,4,6-Trinitrotoluene	81	90	40-160	11	0-20	

RPD - Relative Percent Difference , CL - Control Limit

Calscience Environmental Laboratories, Inc.

Quality Control - LCS/LCS Duplicate

Tetra Tech, Inc.
348 West Hospitality Lane, Ste 100
San Bernardino, CA 92408-3216

Date Received: N/A
Work Order No: 06-07-0489
Preparation: EPA 5030B
Method: EPA 8260B

Project: LMC Beaumont Site 1 / TC #18086-02

Quality Control Sample ID	Matrix	Instrument	Date Prepared	Date Analyzed	LCS/LCSD Batch Number
099-10-006-18,504	**Aqueous**	**GC/MS EE**	**07/13/06**	**07/13/06**	**060713L01**

Parameter	LCS %REC	LCSD %REC	%REC CL	RPD	RPD CL	Qualifiers
Benzene	93	93	84-120	1	0-8	
Carbon Tetrachloride	80	82	63-147	2	0-10	
Chlorobenzene	103	103	89-119	0	0-7	
1,2-Dichlorobenzene	108	108	89-119	1	0-9	
1,1-Dichloroethene	89	92	77-125	3	0-16	
Toluene	96	95	83-125	1	0-9	
Trichloroethene	92	92	89-119	0	0-8	
Vinyl Chloride	92	92	63-135	0	0-13	
Methyl-t-Butyl Ether (MTBE)	88	88	82-118	0	0-13	
Tert-Butyl Alcohol (TBA)	82	79	46-154	4	0-32	
Diisopropyl Ether (DIPE)	93	93	81-123	0	0-11	
Ethyl-t-Butyl Ether (ETBE)	89	89	74-122	0	0-12	
Tert-Amyl-Methyl Ether (TAME)	89	88	76-124	1	0-10	
Ethanol	98	95	60-138	3	0-32	

RPD - Relative Percent Difference , CL - Control Limit

Calscience Environmental Laboratories, Inc.

Quality Control - LCS/LCS Duplicate

Tetra Tech, Inc.
348 West Hospitality Lane, Ste 100
San Bernardino, CA 92408-3216

Date Received: N/A
Work Order No: 06-07-0489
Preparation: EPA 5030B
Method: EPA 8260B

Project: LMC Beaumont Site 1 / TC #18086-02

Quality Control Sample ID	Matrix	Instrument	Date Prepared	Date Analyzed	LCS/LCSD Batch Number
099-10-006-18,525	**Aqueous**	**GC/MS EE**	**07/14/06**	**07/14/06**	**060714L02**

Parameter	LCS %REC	LCSD %REC	%REC CL	RPD	RPD CL	Qualifiers
Benzene	93	92	84-120	0	0-8	
Carbon Tetrachloride	83	81	63-147	2	0-10	
Chlorobenzene	101	100	89-119	1	0-7	
1,2-Dichlorobenzene	108	107	89-119	1	0-9	
1,1-Dichloroethene	91	89	77-125	2	0-16	
Toluene	95	95	83-125	0	0-9	
Trichloroethene	91	91	89-119	1	0-8	
Vinyl Chloride	93	92	63-135	1	0-13	
Methyl-t-Butyl Ether (MTBE)	90	90	82-118	0	0-13	
Tert-Butyl Alcohol (TBA)	80	86	46-154	7	0-32	
Diisopropyl Ether (DIPE)	94	93	81-123	1	0-11	
Ethyl-t-Butyl Ether (ETBE)	91	90	74-122	1	0-12	
Tert-Amyl-Methyl Ether (TAME)	89	89	76-124	0	0-10	
Ethanol	94	94	60-138	0	0-32	

RPD - Relative Percent Difference , CL - Control Limit

Calscience Environmental Laboratories, Inc.

Quality Control - LCS/LCS Duplicate

Tetra Tech, Inc.
348 West Hospitality Lane, Ste 100
San Bernardino, CA 92408-3216

Date Received: N/A
Work Order No: 06-07-0489
Preparation: EPA 5030B
Method: SRL 524M-TCP

Project: LMC Beaumont Site 1 / TC #18086-02

Quality Control Sample ID	Matrix	Instrument	Date Prepared	Date Analyzed	LCS/LCSD Batch Number
099-10-022-250	**Aqueous**	**GC/MS M**	**07/13/06**	**07/13/06**	**060713L01**

Parameter	LCS %REC	LCSD %REC	%REC CL	RPD	RPD CL	Qualifiers
1,2,3-Trichloropropane	90	93	80-120	3	0-20	
1,4-Dioxane	93	92	80-120	1	0-20	

RPD - Relative Percent Difference , CL - Control Limit

Calscience Environmental Laboratories, Inc.

Quality Control - LCS/LCS Duplicate

Tetra Tech, Inc.
348 West Hospitality Lane, Ste 100
San Bernardino, CA 92408-3216

Date Received: N/A
Work Order No: 06-07-0489
Preparation: EPA 5030B
Method: SRL 524M-TCP

Project: LMC Beaumont Site 1 / TC #18086-02

Quality Control Sample ID	Matrix	Instrument	Date Prepared	Date Analyzed	LCS/LCSD Batch Number
099-10-022-251	**Aqueous**	**GC/MS M**	**07/14/06**	**07/14/06**	**060714L01**

Parameter	LCS %REC	LCSD %REC	%REC CL	RPD	RPD CL	Qualifiers
1,2,3-Trichloropropane	89	94	80-120	5	0-20	
1,4-Dioxane	95	94	80-120	1	0-20	

RPD - Relative Percent Difference , CL - Control Limit

Calscience Environmental Laboratories, Inc.

Quality Control - LCS/LCS Duplicate

Tetra Tech, Inc.
348 West Hospitality Lane, Ste 100
San Bernardino, CA 92408-3216

Date Received: N/A
Work Order No: 06-07-0489

Project: LMC Beaumont Site 1 / TC #18086-02

Matrix: Aqueous

Parameter	Method	Quality Control Sample ID	Date Extracted	Date Analyzed	LCS % REC	LCSD % REC	%REC CL	RPD	RPD CL	Qual
Chromium, Hexavalent	EPA 218.6	099-05-124-496	N/A	07/12/06	99	99	95-107	0	0-20	
Perchlorate	EPA 314.0	099-05-203-430	N/A	07/17/06	102	102	85-115	0	0-15	

RPD - Relative Percent Difference , CL - Control Limit

Calscience Environmental Laboratories, Inc.

Glossary of Terms and Qualifiers

Work Order Number: 06-07-0489

Qualifier	Definition
*	See applicable analysis comment.
1	Surrogate compound recovery was out of control due to a required sample dilution, therefore, the sample data was reported without further clarification.
2	Surrogate compound recovery was out of control due to matrix interference. The associated method blank surrogate spike compound was in control and, therefore, the sample data was reported without further clarification.
3	Recovery of the Matrix Spike or Matrix Spike Duplicate compound was out of control due to matrix interference. The associated LCS and/or LCSD was in control and, therefore, the sample data was reported without further clarification.
4	The MS/MSD RPD was out of control due to matrix interference. The LCS/LCSD RPD was in control and, therefore, the sample data was reported without further clarification.
5	The PDS/PDSD associated with this batch of samples was out of control due to a matrix interference effect. The associated batch LCS/LCSD was in control and, hence, the associated sample data was reported with no further corrective action required.
A	Result is the average of all dilutions, as defined by the method.
B	Analyte was present in the associated method blank.
C	Analyte presence was not confirmed on primary column.
E	Concentration exceeds the calibration range.
H	Sample received and/or analyzed past the recommended holding time.
J	Analyte was detected at a concentration below the reporting limit and above the laboratory method detection limit. Reported value is estimated.
N	Nontarget Analyte.
ND	Parameter not detected at the indicated reporting limit.
Q	Spike recovery and RPD control limits do not apply resulting from the parameter concentration in the sample exceeding the spike concentration by a factor of four or greater.
U	Undetected at the laboratory method detection limit.
X	% Recovery and/or RPD out-of-range.
Z	Analyte presence was not confirmed by second column or GC/MS analysis.

TETRA TECH, INC.
348 W. Hospitality Lane, Suite 100
San Bernardino, California 92408
Telephone: (909) 381-1674
FAX: (909) 889-1391

SHIP TO: Calscience (via courier)

CHAIN OF CUSTODY RECORD

(0489)

DATE 07/12/2006 PAGE 1 OF 1

CLIENT: TetraTech
PROJECT NAME: LMC Beaumont Site I
PROJECT MANAGER: Brenda Meyer
TC #: 18086-02
SAMPLERS (Signatures)

LINE ITEM	SAMPLE NO.	DATE	TIME	VOCs + Search (SW8260B)	Perchlorate (314.0)	1,4-Dioxane (SW8270C Mod)	8270 TIC Search	RDX (8330)	NDMA (1625C Mod)	1,2,3-TCP (SCL 524M)	Total As, Be, Cd, Pb (6010B)	Dissolved As, Be, Cd, Pb (6010B)	Hex Chrome (218.6)				FILTERED/UNFILTERED	MATRIX TYPE	CONTAINER TYPE	NUMBER OF CONTAINERS	PRESERVATIVE
1.	LTB-071206	07/12/2006	0700	X													Un	W	G	2	HCl
2.	LEB-071206-GP	↓	0715	X	X	X	X	X	X	X	X	X	X				Un/F	W	G/P	12	HCl/H_2SO_4
3.	MW-59D		1002	X	X	X	X	X	X	X	X	X	X				↓	↓	↓	↓	↓
4.	MW-60A		1136	X	X	X	X	X	X	X	X	X	X				↓	↓	↓	↓	↓
5.	MW-22	↓	1301	X	X	X											Un	W	G/P	5	↓
6.																					
7.																					
8.																					
9.																					
10.																					

PARAMETERS

TURN-AROUND TIME
Standard

OBSERVATIONS/COMMENTS
Report All Data to the MDL

FILTERING:
☐ FILTERED ☐ UNFILTERED

MATRIX TYPE:
S - Soil
M - Sediment
W - Water

CONTAINER TYPE:
G - Glass Bottle/Jar
SS - Stainless Steel Sleeve
SB - Brass Sleeve
P - Plastic Bottle/Jar

PRESERVATIVES: (Water Only)
HCL
NR (None required)
NaOH
H_2SO_4

RELINQUISHED BY: David Bertolacci	SIGNATURE	TETRA TECH, INC.	DATE 07/12/2006	TIME 1500	TOTAL NUMBER OF CONTAINERS ON THIS CHAIN OF CUSTODY: 43
RECEIVED BY: Leovigildo Macias	SIGNATURE	COMPANY CEL	DATE 7/12/06	TIME 1610	METHOD OF SHIPMENT/SHIPMENT NO.: Courier
RELINQUISHED BY: Leovigildo Macias	SIGNATURE	COMPANY CEL	DATE 7/12/06	TIME 1750	Special Shipping/Handling/Storage Requirements:
RECEIVED BY: Sheri Fong	SIGNATURE	COMPANY	DATE 7.12.06	TIME 1750	

DISTRIBUTION: White and Pink = Tetra Tech, Inc. Canary = Laboratory

X:\GIS\ATT-MISC\COCR.CDR

Calscience Environmental Laboratories, Inc.

WORK ORDER #: 06 - 07 - 0489

Cooler 1 of 1

SAMPLE RECEIPT FORM

CLIENT: Tetra Tech DATE: 7-12-06

TEMPERATURE – SAMPLES RECEIVED BY:

CALSCIENCE COURIER:

- _____ Chilled, cooler with temperature blank provided.
- _____ Chilled, cooler without temperature blank.
- ✓ Chilled and placed in cooler with wet ice.
- _____ Ambient and placed in cooler with wet ice.
- _____ Ambient temperature.
- 3.5 °C Temperature blank.

LABORATORY (Other than Calscience Courier):

- _____ °C Temperature blank.
- _____ °C IR thermometer.
- _____ Ambient temperature.

Initial: CM

CUSTODY SEAL INTACT:

Sample(s): _____ Cooler: _____ No (Not Intact) : _____ Not Applicable (N/A): ✓

Initial: CM

SAMPLE CONDITION:

	Yes	No	N/A
Chain-Of-Custody document(s) received with samples	✓		
Sampler's name indicated on COC	✓		
Sample container label(s) consistent with custody papers	✓		
Sample container(s) intact and good condition	✓		
Correct containers and volume for analyses requested	✓		
Proper preservation noted on sample label(s)	✓		
VOA vial(s) free of headspace.	✓		
Tedlar bag(s) free of condensation			✓

Initial: LM

COMMENTS:

Calscience
Environmental
Laboratories, Inc.

July 28, 2006

Brenda Meyer
Tetra Tech, Inc.
348 West Hospitality Lane, Ste 100
San Bernardino, CA 92408-3216

Subject: **Calscience Work Order No.: 06-07-0603**
Client Reference: LMC Beaumont Site 1 / TC #18086-02

Dear Client:

Enclosed is an analytical report for the above-referenced project. The samples included in this report were received 7/13/2006 and analyzed in accordance with the attached chain-of-custody.

Unless otherwise noted, all analytical testing was accomplished in accordance with the guidelines established in our Quality Systems Manual, applicable standard operating procedures, and other related documentation. The original report of any subcontracted analysis is provided herein, and follows the standard Calscience data package. The results in this analytical report are limited to the samples tested and any reproduction thereof must be made in its entirety.

If you have any questions regarding this report, please do not hesitate to contact the undersigned.

Sincerely,

Calscience Environmental
Laboratories, Inc.
Jason Torres
Project Manager

Calscience Environmental Laboratories, Inc.

Analytical Report

Tetra Tech, Inc.	Date Received:	07/13/06
348 West Hospitality Lane, Ste 100	Work Order No:	06-07-0603
San Bernardino, CA 92408-3216	Preparation:	EPA 3005A Filt.
	Method:	EPA 6010B
	Units:	mg/L
Project: LMC Beaumont Site 1 / TC #18086-02		Page 1 of 2

Client Sample Number	Lab Sample Number	Date Collected	Matrix	Date Prepared	Date Analyzed	QC Batch ID
LEB-071306-GP	**06-07-0603-2**	**07/13/06**	**Aqueous**	**07/14/06**	**07/17/06**	**060714L06**

Comment(s): -Results were evaluated to the MDL, concentrations >= to the MDL but < RL, if found, are qualified with a "J" flag.

Parameter	Result	RL	MDL	DF	Qual	Parameter	Result	RL	MDL	DF	Qual
Arsenic	ND	0.0100	0.00308	1		Cadmium	ND	0.00500	0.000350	1	
Beryllium	ND	0.00100	0.000176	1		Lead	ND	0.0100	0.00236	1	

Client Sample Number	Lab Sample Number	Date Collected	Matrix	Date Prepared	Date Analyzed	QC Batch ID
MW-61B	**06-07-0603-5**	**07/13/06**	**Aqueous**	**07/14/06**	**07/17/06**	**060714L06**

Comment(s): -Results were evaluated to the MDL, concentrations >= to the MDL but < RL, if found, are qualified with a "J" flag.

Parameter	Result	RL	MDL	DF	Qual	Parameter	Result	RL	MDL	DF	Qual
Arsenic	ND	0.0100	0.00308	1		Cadmium	ND	0.00500	0.000350	1	
Beryllium	ND	0.00100	0.000176	1		Lead	ND	0.0100	0.00236	1	

Client Sample Number	Lab Sample Number	Date Collected	Matrix	Date Prepared	Date Analyzed	QC Batch ID
MW-161B	**06-07-0603-6**	**07/13/06**	**Aqueous**	**07/14/06**	**07/17/06**	**060714L06**

Comment(s): -Results were evaluated to the MDL, concentrations >= to the MDL but < RL, if found, are qualified with a "J" flag.

Parameter	Result	RL	MDL	DF	Qual	Parameter	Result	RL	MDL	DF	Qual
Arsenic	ND	0.0100	0.00308	1		Cadmium	ND	0.00500	0.000350	1	
Beryllium	ND	0.00100	0.000176	1		Lead	ND	0.0100	0.00236	1	

RL - Reporting Limit , DF - Dilution Factor , Qual - Qualifiers

Calscience Environmental Laboratories, Inc.

Analytical Report

Tetra Tech, Inc.	Date Received:	07/13/06
348 West Hospitality Lane, Ste 100	Work Order No:	06-07-0603
San Bernardino, CA 92408-3216	Preparation:	EPA 3010A Total
	Method:	EPA 6010B
	Units:	mg/L
Project: LMC Beaumont Site 1 / TC #18086-02		Page 2 of 2

Client Sample Number	Lab Sample Number	Date Collected	Matrix	Date Prepared	Date Analyzed	QC Batch ID
LEB-071306-GP	**06-07-0603-2**	**07/13/06**	**Aqueous**	**07/14/06**	**07/17/06**	**060714L06**

Comment(s): -Results were evaluated to the MDL, concentrations >= to the MDL but < RL, if found, are qualified with a "J" flag.

Parameter	Result	RL	MDL	DF	Qual	Parameter	Result	RL	MDL	DF	Qual
Arsenic	ND	0.0100	0.00308	1		Cadmium	ND	0.00500	0.000350	1	
Beryllium	ND	0.00100	0.000176	1		Lead	ND	0.0100	0.00236	1	

Client Sample Number	Lab Sample Number	Date Collected	Matrix	Date Prepared	Date Analyzed	QC Batch ID
MW-61B	**06-07-0603-5**	**07/13/06**	**Aqueous**	**07/14/06**	**07/17/06**	**060714L06**

Comment(s): -Results were evaluated to the MDL, concentrations >= to the MDL but < RL, if found, are qualified with a "J" flag.

Parameter	Result	RL	MDL	DF	Qual	Parameter	Result	RL	MDL	DF	Qual
Arsenic	ND	0.0100	0.00308	1		Cadmium	ND	0.00500	0.000350	1	
Beryllium	ND	0.00100	0.000176	1		Lead	ND	0.0100	0.00236	1	

Client Sample Number	Lab Sample Number	Date Collected	Matrix	Date Prepared	Date Analyzed	QC Batch ID
MW-161B	**06-07-0603-6**	**07/13/06**	**Aqueous**	**07/14/06**	**07/17/06**	**060714L06**

Comment(s): -Results were evaluated to the MDL, concentrations >= to the MDL but < RL, if found, are qualified with a "J" flag.

Parameter	Result	RL	MDL	DF	Qual	Parameter	Result	RL	MDL	DF	Qual
Arsenic	ND	0.0100	0.00308	1		Cadmium	ND	0.00500	0.000350	1	
Beryllium	ND	0.00100	0.000176	1		Lead	ND	0.0100	0.00236	1	

Client Sample Number	Lab Sample Number	Date Collected	Matrix	Date Prepared	Date Analyzed	QC Batch ID
Method Blank	**097-01-003-6,298**	**N/A**	**Aqueous**	**07/14/06**	**07/17/06**	**060714L06**

Comment(s): -Results were evaluated to the MDL, concentrations >= to the MDL but < RL, if found, are qualified with a "J" flag.

Parameter	Result	RL	MDL	DF	Qual	Parameter	Result	RL	MDL	DF	Qual
Arsenic	ND	0.0100	0.00308	1		Cadmium	ND	0.00500	0.000350	1	
Beryllium	ND	0.00100	0.000176	1		Lead	ND	0.0100	0.00236	1	

RL - Reporting Limit , DF - Dilution Factor , Qual - Qualifiers

Calscience Environmental Laboratories, Inc.

Analytical Report

Tetra Tech, Inc.
348 West Hospitality Lane, Ste 100
San Bernardino, CA 92408-3216

Date Received:	07/13/06
Work Order No:	06-07-0603
Preparation:	EPA 3520B
Method:	EPA 8270C
Units:	ug/L

Project: LMC Beaumont Site 1 / TC #18086-02

Client Sample Number	Lab Sample Number	Date Collected	Matrix	Date Prepared	Date Analyzed	QC Batch ID
LEB-071306-GP	**06-07-0603-2**	**07/13/06**	**Aqueous**	**07/17/06**	**07/20/06**	**060717L05**

Comment(s): -Results were evaluated to the MDL, concentrations >= to the MDL but < RL, if found, are qualified with a "J" flag.

Parameter	Result	RL	MDL	DF	Qual	Parameter	Result	RL	MDL	DF	Qual
N-Nitrosodimethylamine	ND	10	1.1	1		4-Nitrophenol	ND	10	0.86	1	
Aniline	ND	10	1.2	1		Dibenzofuran	ND	10	1.4	1	
Phenol	ND	10	1.2	1		2,4-Dinitrotoluene	ND	10	1.0	1	
Bis(2-Chloroethyl) Ether	ND	25	1.0	1		2,6-Dinitrotoluene	ND	10	1.1	1	
2-Chlorophenol	ND	10	1.0	1		Diethyl Phthalate	ND	10	1.4	1	
1,3-Dichlorobenzene	ND	10	1.2	1		4-Chlorophenyl-Phenyl Ether	ND	10	1.2	1	
1,4-Dichlorobenzene	ND	10	1.1	1		Fluorene	ND	10	1.4	1	
Benzyl Alcohol	ND	10	1.0	1		4-Nitroaniline	ND	10	2.4	1	
1,2-Dichlorobenzene	ND	10	1.1	1		Azobenzene	ND	10	1.7	1	
2-Methylphenol	ND	10	1.1	1		4,6-Dinitro-2-Methylphenol	ND	50	3.4	1	
Bis(2-Chloroisopropyl) Ether	ND	10	1.5	1		N-Nitrosodiphenylamine	ND	10	1.4	1	
3/4-Methylphenol	ND	10	1.0	1		4-Bromophenyl-Phenyl Ether	ND	10	1.2	1	
N-Nitroso-di-n-propylamine	ND	10	1.3	1		Hexachlorobenzene	ND	10	1.2	1	
Hexachloroethane	ND	10	0.98	1		Pentachlorophenol	ND	10	0.75	1	
Nitrobenzene	ND	25	1.3	1		Phenanthrene	ND	10	1.5	1	
Isophorone	ND	10	1.2	1		Anthracene	ND	10	1.5	1	
2-Nitrophenol	ND	10	1.2	1		Di-n-Butyl Phthalate	ND	10	1.5	1	
2,4-Dimethylphenol	ND	10	1.2	1		Fluoranthene	ND	10	1.5	1	
Benzoic Acid	ND	50	0.43	1		Benzidine	ND	50	0.62	1	
Bis(2-Chloroethoxy) Methane	ND	10	1.2	1		Pyrene	ND	10	1.4	1	
2,4-Dichlorophenol	ND	10	1.1	1		Pyridine	ND	10	1.4	1	
Naphthalene	ND	10	1.4	1		Butyl Benzyl Phthalate	ND	10	1.0	1	
4-Chloroaniline	ND	10	1.3	1		3,3'-Dichlorobenzidine	ND	25	1.3	1	
Hexachloro-1,3-Butadiene	ND	10	1.2	1		Benzo (a) Anthracene	ND	10	1.1	1	
4-Chloro-3-Methylphenol	ND	10	1.2	1		Bis(2-Ethylhexyl) Phthalate	ND	10	1.0	1	
2-Methylnaphthalene	ND	10	1.2	1		Chrysene	ND	10	1.3	1	
Hexachlorocyclopentadiene	ND	25	0.44	1		Di-n-Octyl Phthalate	ND	10	1.0	1	
2,4,6-Trichlorophenol	ND	10	1.2	1		Benzo (k) Fluoranthene	ND	10	1.7	1	
2,4,5-Trichlorophenol	ND	10	0.97	1		Benzo (b) Fluoranthene	ND	10	1.2	1	
2-Chloronaphthalene	ND	10	1.3	1		Benzo (a) Pyrene	ND	10	0.88	1	
2-Nitroaniline	ND	10	1.0	1		Benzo (g,h,i) Perylene	ND	10	0.71	1	
Dimethyl Phthalate	ND	10	1.3	1		Indeno (1,2,3-c,d) Pyrene	ND	10	0.83	1	
Acenaphthylene	ND	10	1.4	1		Dibenz (a,h) Anthracene	ND	10	0.82	1	
3-Nitroaniline	ND	10	1.2	1		1-Methylnaphthalene	ND	10	1.4	1	
Acenaphthene	ND	10	1.4	1		1,2,4-Trichlorobenzene	ND	10	1.3	1	
2,4-Dinitrophenol	ND	50	2.6	1							

Surrogates:	REC (%)	Control Limits	Qual	Surrogates:	REC (%)	Control Limits	Qual
2-Fluorophenol	77	7-121		Phenol-d6	79	1-127	
Nitrobenzene-d5	72	50-146		2-Fluorobiphenyl	66	42-138	
2,4,6-Tribromophenol	84	41-137		p-Terphenyl-d14	63	47-173	

RL - Reporting Limit , DF - Dilution Factor , Qual - Qualifiers

Calscience Environmental Laboratories, Inc.

Analytical Report

Tetra Tech, Inc.
348 West Hospitality Lane, Ste 100
San Bernardino, CA 92408-3216

Date Received:	07/13/06
Work Order No:	06-07-0603
Preparation:	EPA 3520B
Method:	EPA 8270C
Units:	ug/L

Project: LMC Beaumont Site 1 / TC #18086-02

Client Sample Number	Lab Sample Number	Date Collected	Matrix	Date Prepared	Date Analyzed	QC Batch ID
MW-61B	**06-07-0603-5**	**07/13/06**	**Aqueous**	**07/17/06**	**07/20/06**	**060717L05**

Comment(s): -Results were evaluated to the MDL, concentrations >= to the MDL but < RL, if found, are qualified with a "J" flag.

Parameter	Result	RL	MDL	DF	Qual	Parameter	Result	RL	MDL	DF	Qual
N-Nitrosodimethylamine	ND	10	1.1	1		4-Nitrophenol	ND	10	0.86	1	
Aniline	ND	10	1.2	1		Dibenzofuran	ND	10	1.4	1	
Phenol	ND	10	1.2	1		2,4-Dinitrotoluene	ND	10	1.0	1	
Bis(2-Chloroethyl) Ether	ND	25	1.0	1		2,6-Dinitrotoluene	ND	10	1.1	1	
2-Chlorophenol	ND	10	1.0	1		Diethyl Phthalate	ND	10	1.4	1	
1,3-Dichlorobenzene	ND	10	1.2	1		4-Chlorophenyl-Phenyl Ether	ND	10	1.2	1	
1,4-Dichlorobenzene	ND	10	1.1	1		Fluorene	ND	10	1.4	1	
Benzyl Alcohol	ND	10	1.0	1		4-Nitroaniline	ND	10	2.4	1	
1,2-Dichlorobenzene	ND	10	1.1	1		Azobenzene	ND	10	1.7	1	
2-Methylphenol	ND	10	1.1	1		4,6-Dinitro-2-Methylphenol	ND	50	3.4	1	
Bis(2-Chloroisopropyl) Ether	ND	10	1.5	1		N-Nitrosodiphenylamine	ND	10	1.4	1	
3/4-Methylphenol	ND	10	1.0	1		4-Bromophenyl-Phenyl Ether	ND	10	1.2	1	
N-Nitroso-di-n-propylamine	ND	10	1.3	1		Hexachlorobenzene	ND	10	1.2	1	
Hexachloroethane	ND	10	0.98	1		Pentachlorophenol	ND	10	0.75	1	
Nitrobenzene	ND	25	1.3	1		Phenanthrene	ND	10	1.5	1	
Isophorone	ND	10	1.2	1		Anthracene	ND	10	1.5	1	
2-Nitrophenol	ND	10	1.2	1		Di-n-Butyl Phthalate	ND	10	1.5	1	
2,4-Dimethylphenol	ND	10	1.2	1		Fluoranthene	ND	10	1.5	1	
Benzoic Acid	ND	50	0.43	1		Benzidine	ND	50	0.62	1	
Bis(2-Chloroethoxy) Methane	ND	10	1.2	1		Pyrene	ND	10	1.4	1	
2,4-Dichlorophenol	ND	10	1.1	1		Pyridine	ND	10	1.4	1	
Naphthalene	ND	10	1.4	1		Butyl Benzyl Phthalate	ND	10	1.0	1	
4-Chloroaniline	ND	10	1.3	1		3,3'-Dichlorobenzidine	ND	25	1.3	1	
Hexachloro-1,3-Butadiene	ND	10	1.2	1		Benzo (a) Anthracene	ND	10	1.1	1	
4-Chloro-3-Methylphenol	ND	10	1.2	1		Bis(2-Ethylhexyl) Phthalate	ND	10	1.0	1	
2-Methylnaphthalene	ND	10	1.2	1		Chrysene	ND	10	1.3	1	
Hexachlorocyclopentadiene	ND	25	0.44	1		Di-n-Octyl Phthalate	ND	10	1.0	1	
2,4,6-Trichlorophenol	ND	10	1.2	1		Benzo (k) Fluoranthene	ND	10	1.7	1	
2,4,5-Trichlorophenol	ND	10	0.97	1		Benzo (b) Fluoranthene	ND	10	1.2	1	
2-Chloronaphthalene	ND	10	1.3	1		Benzo (a) Pyrene	ND	10	0.88	1	
2-Nitroaniline	ND	10	1.0	1		Benzo (g,h,i) Perylene	ND	10	0.71	1	
Dimethyl Phthalate	ND	10	1.3	1		Indeno (1,2,3-c,d) Pyrene	ND	10	0.83	1	
Acenaphthylene	ND	10	1.4	1		Dibenz (a,h) Anthracene	ND	10	0.82	1	
3-Nitroaniline	ND	10	1.2	1		1-Methylnaphthalene	ND	10	1.4	1	
Acenaphthene	ND	10	1.4	1		1,2,4-Trichlorobenzene	ND	10	1.3	1	
2,4-Dinitrophenol	ND	50	2.6	1							

Surrogates:	REC (%)	Control Limits	Qual	Surrogates:	REC (%)	Control Limits	Qual
2-Fluorophenol	70	7-121		Phenol-d6	72	1-127	
Nitrobenzene-d5	65	50-146		2-Fluorobiphenyl	58	42-138	
2,4,6-Tribromophenol	69	41-137		p-Terphenyl-d14	56	47-173	

RL - Reporting Limit , DF - Dilution Factor , Qual - Qualifiers

Calscience Environmental Laboratories, Inc.

Analytical Report

Tetra Tech, Inc.	Date Received:	07/13/06
348 West Hospitality Lane, Ste 100	Work Order No:	06-07-0603
San Bernardino, CA 92408-3216	Preparation:	EPA 3520B
	Method:	EPA 8270C
	Units:	ug/L
Project: LMC Beaumont Site 1 / TC #18086-02		Page 3 of 4

Client Sample Number	Lab Sample Number	Date Collected	Matrix	Date Prepared	Date Analyzed	QC Batch ID
MW-161B	**06-07-0603-6**	**07/13/06**	**Aqueous**	**07/17/06**	**07/20/06**	**060717L05**

Comment(s): -Results were evaluated to the MDL, concentrations >= to the MDL but < RL, if found, are qualified with a "J" flag.

Parameter	Result	RL	MDL	DF	Qual	Parameter	Result	RL	MDL	DF	Qual
N-Nitrosodimethylamine	ND	10	1.1	1		4-Nitrophenol	ND	10	0.86	1	
Aniline	ND	10	1.2	1		Dibenzofuran	ND	10	1.4	1	
Phenol	ND	10	1.2	1		2,4-Dinitrotoluene	ND	10	1.0	1	
Bis(2-Chloroethyl) Ether	ND	25	1.0	1		2,6-Dinitrotoluene	ND	10	1.1	1	
2-Chlorophenol	ND	10	1.0	1		Diethyl Phthalate	ND	10	1.4	1	
1,3-Dichlorobenzene	ND	10	1.2	1		4-Chlorophenyl-Phenyl Ether	ND	10	1.2	1	
1,4-Dichlorobenzene	ND	10	1.1	1		Fluorene	ND	10	1.4	1	
Benzyl Alcohol	ND	10	1.0	1		4-Nitroaniline	ND	10	2.4	1	
1,2-Dichlorobenzene	ND	10	1.1	1		Azobenzene	ND	10	1.7	1	
2-Methylphenol	ND	10	1.1	1		4,6-Dinitro-2-Methylphenol	ND	50	3.4	1	
Bis(2-Chloroisopropyl) Ether	ND	10	1.5	1		N-Nitrosodiphenylamine	ND	10	1.4	1	
3/4-Methylphenol	ND	10	1.0	1		4-Bromophenyl-Phenyl Ether	ND	10	1.2	1	
N-Nitroso-di-n-propylamine	ND	10	1.3	1		Hexachlorobenzene	ND	10	1.2	1	
Hexachloroethane	ND	10	0.98	1		Pentachlorophenol	ND	10	0.75	1	
Nitrobenzene	ND	25	1.3	1		Phenanthrene	ND	10	1.5	1	
Isophorone	ND	10	1.2	1		Anthracene	ND	10	1.5	1	
2-Nitrophenol	ND	10	1.2	1		Di-n-Butyl Phthalate	ND	10	1.5	1	
2,4-Dimethylphenol	ND	10	1.2	1		Fluoranthene	ND	10	1.5	1	
Benzoic Acid	ND	50	0.43	1		Benzidine	ND	50	0.62	1	
Bis(2-Chloroethoxy) Methane	ND	10	1.2	1		Pyrene	ND	10	1.4	1	
2,4-Dichlorophenol	ND	10	1.1	1		Pyridine	ND	10	1.4	1	
Naphthalene	ND	10	1.4	1		Butyl Benzyl Phthalate	ND	10	1.0	1	
4-Chloroaniline	ND	10	1.3	1		3,3'-Dichlorobenzidine	ND	25	1.3	1	
Hexachloro-1,3-Butadiene	ND	10	1.2	1		Benzo (a) Anthracene	ND	10	1.1	1	
4-Chloro-3-Methylphenol	ND	10	1.2	1		Bis(2-Ethylhexyl) Phthalate	ND	10	1.0	1	
2-Methylnaphthalene	ND	10	1.2	1		Chrysene	ND	10	1.3	1	
Hexachlorocyclopentadiene	ND	25	0.44	1		Di-n-Octyl Phthalate	ND	10	1.0	1	
2,4,6-Trichlorophenol	ND	10	1.2	1		Benzo (k) Fluoranthene	ND	10	1.7	1	
2,4,5-Trichlorophenol	ND	10	0.97	1		Benzo (b) Fluoranthene	ND	10	1.2	1	
2-Chloronaphthalene	ND	10	1.3	1		Benzo (a) Pyrene	ND	10	0.88	1	
2-Nitroaniline	ND	10	1.0	1		Benzo (g,h,i) Perylene	ND	10	0.71	1	
Dimethyl Phthalate	ND	10	1.3	1		Indeno (1,2,3-c,d) Pyrene	ND	10	0.83	1	
Acenaphthylene	ND	10	1.4	1		Dibenz (a,h) Anthracene	ND	10	0.82	1	
3-Nitroaniline	ND	10	1.2	1		1-Methylnaphthalene	ND	10	1.4	1	
Acenaphthene	ND	10	1.4	1		1,2,4-Trichlorobenzene	ND	10	1.3	1	
2,4-Dinitrophenol	ND	50	2.6	1							

Surrogates:	REC (%)	Control Limits	Qual	Surrogates:	REC (%)	Control Limits	Qual
2-Fluorophenol	77	7-121		Phenol-d6	36	1-127	
Nitrobenzene-d5	71	50-146		2-Fluorobiphenyl	63	42-138	
2,4,6-Tribromophenol	72	41-137		p-Terphenyl-d14	62	47-173	

RL - Reporting Limit , DF - Dilution Factor , Qual - Qualifiers

Calscience Environmental Laboratories, Inc.

Analytical Report

Tetra Tech, Inc.
348 West Hospitality Lane, Ste 100
San Bernardino, CA 92408-3216

Date Received:	07/13/06
Work Order No:	06-07-0603
Preparation:	EPA 3520B
Method:	EPA 8270C
Units:	ug/L

Project: LMC Beaumont Site 1 / TC #18086-02

Client Sample Number	Lab Sample Number	Date Collected	Matrix	Date Prepared	Date Analyzed	QC Batch ID
Method Blank	**095-01-003-1,971**	**N/A**	**Aqueous**	**07/17/06**	**07/19/06**	**060717L05**

Comment(s): -Results were evaluated to the MDL, concentrations >= to the MDL but < RL, if found, are qualified with a "J" flag.

Parameter	Result	RL	MDL	DF	Qual	Parameter	Result	RL	MDL	DF	Qual
N-Nitrosodimethylamine	ND	10	1.1	1		4-Nitrophenol	ND	10	0.86	1	
Aniline	ND	10	1.2	1		Dibenzofuran	ND	10	1.4	1	
Phenol	ND	10	1.2	1		2,4-Dinitrotoluene	ND	10	1.0	1	
Bis(2-Chloroethyl) Ether	ND	25	1.0	1		2,6-Dinitrotoluene	ND	10	1.1	1	
2-Chlorophenol	ND	10	1.0	1		Diethyl Phthalate	ND	10	1.4	1	
1,3-Dichlorobenzene	ND	10	1.2	1		4-Chlorophenyl-Phenyl Ether	ND	10	1.2	1	
1,4-Dichlorobenzene	ND	10	1.1	1		Fluorene	ND	10	1.4	1	
Benzyl Alcohol	ND	10	1.0	1		4-Nitroaniline	ND	10	2.4	1	
1,2-Dichlorobenzene	ND	10	1.1	1		Azobenzene	ND	10	1.7	1	
2-Methylphenol	ND	10	1.1	1		4,6-Dinitro-2-Methylphenol	ND	50	3.4	1	
Bis(2-Chloroisopropyl) Ether	ND	10	1.5	1		N-Nitrosodiphenylamine	ND	10	1.4	1	
3/4-Methylphenol	ND	10	1.0	1		4-Bromophenyl-Phenyl Ether	ND	10	1.2	1	
N-Nitroso-di-n-propylamine	ND	10	1.3	1		Hexachlorobenzene	ND	10	1.2	1	
Hexachloroethane	ND	10	0.98	1		Pentachlorophenol	ND	10	0.75	1	
Nitrobenzene	ND	25	1.3	1		Phenanthrene	ND	10	1.5	1	
Isophorone	ND	10	1.2	1		Anthracene	ND	10	1.5	1	
2-Nitrophenol	ND	10	1.2	1		Di-n-Butyl Phthalate	ND	10	1.5	1	
2,4-Dimethylphenol	ND	10	1.2	1		Fluoranthene	ND	10	1.5	1	
Benzoic Acid	ND	50	0.43	1		Benzidine	ND	50	0.62	1	
Bis(2-Chloroethoxy) Methane	ND	10	1.2	1		Pyrene	ND	10	1.4	1	
2,4-Dichlorophenol	ND	10	1.1	1		Pyridine	ND	10	1.4	1	
Naphthalene	ND	10	1.4	1		Butyl Benzyl Phthalate	ND	10	1.0	1	
4-Chloroaniline	ND	10	1.3	1		3,3'-Dichlorobenzidine	ND	25	1.3	1	
Hexachloro-1,3-Butadiene	ND	10	1.2	1		Benzo (a) Anthracene	ND	10	1.1	1	
4-Chloro-3-Methylphenol	ND	10	1.2	1		Bis(2-Ethylhexyl) Phthalate	ND	10	1.0	1	
2-Methylnaphthalene	ND	10	1.2	1		Chrysene	ND	10	1.3	1	
Hexachlorocyclopentadiene	ND	25	0.44	1		Di-n-Octyl Phthalate	ND	10	1.0	1	
2,4,6-Trichlorophenol	ND	10	1.2	1		Benzo (k) Fluoranthene	ND	10	1.7	1	
2,4,5-Trichlorophenol	ND	10	0.97	1		Benzo (b) Fluoranthene	ND	10	1.2	1	
2-Chloronaphthalene	ND	10	1.3	1		Benzo (a) Pyrene	ND	10	0.88	1	
2-Nitroaniline	ND	10	1.0	1		Benzo (g,h,i) Perylene	ND	10	0.71	1	
Dimethyl Phthalate	ND	10	1.3	1		Indeno (1,2,3-c,d) Pyrene	ND	10	0.83	1	
Acenaphthylene	ND	10	1.4	1		Dibenz (a,h) Anthracene	ND	10	0.82	1	
3-Nitroaniline	ND	10	1.2	1		1-Methylnaphthalene	ND	10	1.4	1	
Acenaphthene	ND	10	1.4	1		1,2,4-Trichlorobenzene	ND	10	1.3	1	
2,4-Dinitrophenol	ND	50	2.6	1							

Surrogates:	REC (%)	Control Limits	Qual	Surrogates:	REC (%)	Control Limits	Qual
2-Fluorophenol	74	7-121		Phenol-d6	75	1-127	
Nitrobenzene-d5	65	50-146		2-Fluorobiphenyl	45	42-138	
2,4,6-Tribromophenol	62	41-137		p-Terphenyl-d14	61	47-173	

RL - Reporting Limit , DF - Dilution Factor , Qual - Qualifiers

Calscience Environmental Laboratories, Inc.

EPA 8270C Tentatively Identified Compound List

Work Order	CEL Sample	Client ID	Q	Compound	CAS NUMBER	RT	On Column Conc. ug/L	Estimated Conc. ug/L
06-07-0603	2	LEB-071306-GP		Sulfur	13798-23-7	10.21	7.30	14.6
06-07-0603	2	LEB-071306-GP		Ethyl citrate	77-93-0	10.57	26.30	52.6
06-07-0603	5	MW-61B		Ethyl citrate	77-93-0	10.58	51.30	102.6
06-07-0603	6	MW-161B		Ethyl citrate	77-93-0	10.58	45.80	91.6

Q Qualifier
RT Retention Time

7440 Lincoln Way, Garden Grove, CA 92841-1432 • TEL: (714) 895-5494 • FAX: (714) 894-7501

Calscience Environmental Laboratories, Inc.

Analytical Report

Tetra Tech, Inc.		Date Received:	07/13/06
348 West Hospitality Lane, Ste 100		Work Order No:	06-07-0603
San Bernardino, CA 92408-3216		Preparation:	EPA 3520B
		Method:	EPA 8270C(M) Isotope Dilution

Project: LMC Beaumont Site 1 / TC #18086-02

Client Sample Number	Lab Sample Number	Date Collected	Matrix	Date Prepared	Date Analyzed	QC Batch ID
LEB-071306-GP	**06-07-0603-2**	**07/13/06**	**Aqueous**	**07/17/06**	**07/20/06**	**060717L05D**

Comment(s): -Results were evaluated to the MDL, concentrations >= to the MDL but < RL, if found, are qualified with a "J" flag.

Parameter	Result	RL	MDL	DF	Qual	Units
1,4-Dioxane	ND	2.0	0.40	1		ug/L
Surrogates:	REC (%)	Control Limits			Qual	
Nitrobenzene-d5	71	56-123				

Client Sample Number	Lab Sample Number	Date Collected	Matrix	Date Prepared	Date Analyzed	QC Batch ID
MW-28	**06-07-0603-3**	**07/13/06**	**Aqueous**	**07/17/06**	**07/22/06**	**060717L05D**

Comment(s): -Results were evaluated to the MDL, concentrations >= to the MDL but < RL, if found, are qualified with a "J" flag.

Parameter	Result	RL	MDL	DF	Qual	Units
1,4-Dioxane	1.2	2.0	0.40	1	J	ug/L
Surrogates:	REC (%)	Control Limits			Qual	
Nitrobenzene-d5	62	56-123				

Client Sample Number	Lab Sample Number	Date Collected	Matrix	Date Prepared	Date Analyzed	QC Batch ID
MW-26	**06-07-0603-4**	**07/13/06**	**Aqueous**	**07/17/06**	**07/22/06**	**060717L05D**

Parameter	Result	RL	MDL	DF	Qual	Units
1,4-Dioxane	290	2	0.40	1		ug/L
Surrogates:	REC (%)	Control Limits			Qual	
Nitrobenzene-d5	60	56-123				

Client Sample Number	Lab Sample Number	Date Collected	Matrix	Date Prepared	Date Analyzed	QC Batch ID
MW-61B	**06-07-0603-5**	**07/13/06**	**Aqueous**	**07/17/06**	**07/20/06**	**060717L05D**

Parameter	Result	RL	MDL	DF	Qual	Units
1,4-Dioxane	260	4	0.40	2		ug/L
Surrogates:	REC (%)	Control Limits			Qual	
Nitrobenzene-d5	64	56-123				

Client Sample Number	Lab Sample Number	Date Collected	Matrix	Date Prepared	Date Analyzed	QC Batch ID
MW-161B	**06-07-0603-6**	**07/13/06**	**Aqueous**	**07/17/06**	**07/20/06**	**060717L05D**

Parameter	Result	RL	MDL	DF	Qual	Units
1,4-Dioxane	250	4	0.40	2		ug/L
Surrogates:	REC (%)	Control Limits			Qual	
Nitrobenzene-d5	70	56-123				

RL - Reporting Limit , DF - Dilution Factor , Qual - Qualifiers

Calscience Environmental Laboratories, Inc.

Analytical Report

Tetra Tech, Inc.
348 West Hospitality Lane, Ste 100
San Bernardino, CA 92408-3216

Date Received: 07/13/06
Work Order No: 06-07-0603
Preparation: EPA 3520B
Method: EPA 8270C(M) Isotope Dilution

Project: LMC Beaumont Site 1 / TC #18086-02

Client Sample Number	Lab Sample Number	Date Collected	Matrix	Date Prepared	Date Analyzed	QC Batch ID
EW-13	**06-07-0603-7**	**07/13/06**	**Aqueous**	**07/17/06**	**07/26/06**	**060717L05D**

Parameter	Result	RL	MDL	DF	Qual	Units
1,4-Dioxane	860	20	4.0	10		ug/L

Surrogates:	REC (%)	Control Limits	Qual
Nitrobenzene-d5	60	56-123	

Method Blank	**099-09-004-613**	**N/A**	**Aqueous**	**07/18/06**	**07/19/06**	**060717L05D**

Comment(s): -Results were evaluated to the MDL, concentrations >= to the MDL but < RL, if found, are qualified with a "J" flag.

Parameter	Result	RL	MDL	DF	Qual	Units
1,4-Dioxane	ND	2.0	0.40	1		ug/L

Surrogates:	REC (%)	Control Limits	Qual
Nitrobenzene-d5	64	56-123	

RL - Reporting Limit , DF - Dilution Factor , Qual - Qualifiers

Calscience Environmental Laboratories, Inc.

Analytical Report

Tetra Tech, Inc.		Date Received:	07/13/06
348 West Hospitality Lane, Ste 100		Work Order No:	06-07-0603
San Bernardino, CA 92408-3216		Preparation:	EPA 3520B
		Method:	EPA 1625CM

Project: LMC Beaumont Site 1 / TC #18086-02

Client Sample Number	Lab Sample Number	Date Collected	Matrix	Date Prepared	Date Analyzed	QC Batch ID
LEB-071306-GP	**06-07-0603-2**	**07/13/06**	**Aqueous**	**07/17/06**	**07/21/06**	**060717L09**

Comment(s): -Results were evaluated to the MDL, concentrations >= to the MDL but < RL, if found, are qualified with a "J" flag.

Parameter	Result	RL	MDL	DF	Qual	Units
N-Nitrosodimethylamine	ND	2.0	0.48	1		ng/L
Surrogates:	REC (%)	Control Limits			Qual	
1,4-Dichlorobenzene-d4	52	50-130				

Client Sample Number	Lab Sample Number	Date Collected	Matrix	Date Prepared	Date Analyzed	QC Batch ID
MW-61B	**06-07-0603-5**	**07/13/06**	**Aqueous**	**07/17/06**	**07/21/06**	**060717L09**

Comment(s): -Results were evaluated to the MDL, concentrations >= to the MDL but < RL, if found, are qualified with a "J" flag.

Parameter	Result	RL	MDL	DF	Qual	Units
N-Nitrosodimethylamine	ND	2.0	0.48	1		ng/L
Surrogates:	REC (%)	Control Limits			Qual	
1,4-Dichlorobenzene-d4	74	50-130				

Client Sample Number	Lab Sample Number	Date Collected	Matrix	Date Prepared	Date Analyzed	QC Batch ID
MW-161B	**06-07-0603-6**	**07/13/06**	**Aqueous**	**07/17/06**	**07/21/06**	**060717L09**

Comment(s): -Results were evaluated to the MDL, concentrations >= to the MDL but < RL, if found, are qualified with a "J" flag.

Parameter	Result	RL	MDL	DF	Qual	Units
N-Nitrosodimethylamine	ND	2.0	0.48	1		ng/L
Surrogates:	REC (%)	Control Limits			Qual	
1,4-Dichlorobenzene-d4	79	50-130				

Client Sample Number	Lab Sample Number	Date Collected	Matrix	Date Prepared	Date Analyzed	QC Batch ID
Method Blank	**099-07-027-259**	**N/A**	**Aqueous**	**07/17/06**	**07/21/06**	**060717L09**

Comment(s): -Results were evaluated to the MDL, concentrations >= to the MDL but < RL, if found, are qualified with a "J" flag.

Parameter	Result	RL	MDL	DF	Qual	Units
N-Nitrosodimethylamine	ND	2.0	0.48	1		ng/L
Surrogates:	REC (%)	Control Limits			Qual	
1,4-Dichlorobenzene-d4	92	50-130				

RL - Reporting Limit , DF - Dilution Factor , Qual - Qualifiers

Calscience Environmental Laboratories, Inc.

Analytical Report

Tetra Tech, Inc.		Date Received:	07/13/06
348 West Hospitality Lane, Ste 100		Work Order No:	06-07-0603
San Bernardino, CA 92408-3216		Preparation:	Extraction
		Method:	EPA 8330

Project: LMC Beaumont Site 1 / TC #18086-02 Page 1 of 1

Client Sample Number	Lab Sample Number	Date Collected	Matrix	Date Prepared	Date Analyzed	QC Batch ID
LEB-071306-GP	**06-07-0603-2**	**07/13/06**	**Aqueous**	**07/18/06**	**07/24/06**	**060717L04**

Comment(s): -Results were evaluated to the MDL, concentrations >= to the MDL but < RL, if found, are qualified with a "J" flag.

Parameter	Result	RL	MDL	DF	Qual	Units
RDX	ND	10	1.3	1		ug/L
Surrogates:	REC (%)	Control Limits			Qual	
1,2-Dinitrobenzene	80	40-160				

Client Sample Number	Lab Sample Number	Date Collected	Matrix	Date Prepared	Date Analyzed	QC Batch ID
MW-61B	**06-07-0603-5**	**07/13/06**	**Aqueous**	**07/18/06**	**07/24/06**	**060717L04**

Comment(s): -Results were evaluated to the MDL, concentrations >= to the MDL but < RL, if found, are qualified with a "J" flag.

Parameter	Result	RL	MDL	DF	Qual	Units
RDX	ND	10	1.3	1		ug/L
Surrogates:	REC (%)	Control Limits			Qual	
1,2-Dinitrobenzene	84	40-160				

Client Sample Number	Lab Sample Number	Date Collected	Matrix	Date Prepared	Date Analyzed	QC Batch ID
MW-161B	**06-07-0603-6**	**07/13/06**	**Aqueous**	**07/18/06**	**07/24/06**	**060717L04**

Comment(s): -Results were evaluated to the MDL, concentrations >= to the MDL but < RL, if found, are qualified with a "J" flag.

Parameter	Result	RL	MDL	DF	Qual	Units
RDX	ND	10	1.3	1		ug/L
Surrogates:	REC (%)	Control Limits			Qual	
1,2-Dinitrobenzene	88	40-160				

Client Sample Number	Lab Sample Number	Date Collected	Matrix	Date Prepared	Date Analyzed	QC Batch ID
Method Blank	**099-10-032-45**	**N/A**	**Aqueous**	**07/17/06**	**07/21/06**	**060717L04**

Comment(s): -Results were evaluated to the MDL, concentrations >= to the MDL but < RL, if found, are qualified with a "J" flag.

Parameter	Result	RL	MDL	DF	Qual	Units
RDX	ND	10	1.3	1		ug/L
Surrogates:	REC (%)	Control Limits			Qual	
1,2-Dinitrobenzene	91	40-160				

RL - Reporting Limit , DF - Dilution Factor , Qual - Qualifiers

Calscience Environmental Laboratories, Inc.

Analytical Report

Tetra Tech, Inc.	Date Received:	07/13/06
348 West Hospitality Lane, Ste 100	Work Order No:	06-07-0603
San Bernardino, CA 92408-3216	Preparation:	EPA 5030B
	Method:	EPA 8260B
	Units:	ug/L
Project: LMC Beaumont Site 1 / TC #18086-02		Page 1 of 8

Client Sample Number	Lab Sample Number	Date Collected	Matrix	Date Prepared	Date Analyzed	QC Batch ID
LTB-071306	**06-07-0603-1**	**07/13/06**	**Aqueous**	**07/15/06**	**07/15/06**	**060715L01**

Comment(s): -Results were evaluated to the MDL, concentrations >= to the MDL but < RL, if found, are qualified with a "J" flag.

Parameter	Result	RL	MDL	DF	Qual	Parameter	Result	RL	MDL	DF	Qual
Acetone	ND	10	6.1	1		1,3-Dichloropropane	ND	1.0	0.30	1	
Benzene	ND	0.50	0.26	1		2,2-Dichloropropane	ND	1.0	0.40	1	
Bromobenzene	ND	1.0	0.47	1		1,1-Dichloropropene	ND	1.0	0.21	1	
Bromochloromethane	ND	1.0	0.68	1		c-1,3-Dichloropropene	ND	0.50	0.45	1	
Bromodichloromethane	ND	1.0	0.27	1		t-1,3-Dichloropropene	ND	0.50	0.31	1	
Bromoform	ND	1.0	0.62	1		Ethylbenzene	ND	1.0	0.17	1	
Bromomethane	ND	10	2.9	1		2-Hexanone	ND	10	1.9	1	
2-Butanone	ND	10	4.2	1		Isopropylbenzene	ND	1.0	0.24	1	
n-Butylbenzene	ND	1.0	0.29	1		p-Isopropyltoluene	ND	1.0	0.21	1	
sec-Butylbenzene	ND	1.0	0.21	1		Methylene Chloride	ND	10	2.6	1	
tert-Butylbenzene	ND	1.0	0.17	1		4-Methyl-2-Pentanone	ND	10	2.4	1	
Carbon Disulfide	ND	10	1.0	1		Naphthalene	ND	10	0.95	1	
Carbon Tetrachloride	ND	0.50	0.42	1		n-Propylbenzene	ND	1.0	0.30	1	
Chlorobenzene	ND	1.0	0.36	1		Styrene	ND	1.0	0.29	1	
Chloroethane	ND	1.0	0.52	1		1,1,1,2-Tetrachloroethane	ND	1.0	0.37	1	
Chloroform	ND	1.0	0.22	1		1,1,2,2-Tetrachloroethane	ND	1.0	0.37	1	
Chloromethane	ND	10	1.8	1		Tetrachloroethene	ND	1.0	0.29	1	
2-Chlorotoluene	ND	1.0	0.24	1		Toluene	ND	1.0	0.35	1	
4-Chlorotoluene	ND	1.0	0.30	1		1,2,3-Trichlorobenzene	ND	1.0	0.39	1	
Dibromochloromethane	ND	1.0	0.45	1		1,2,4-Trichlorobenzene	ND	1.0	0.35	1	
1,2-Dibromo-3-Chloropropane	ND	5.0	2.5	1		1,1,1-Trichloroethane	ND	1.0	0.32	1	
1,2-Dibromoethane	ND	1.0	0.81	1		1,1,2-Trichloro-1,2,2-Trifluoroethane	ND	10	0.54	1	
Dibromomethane	ND	1.0	0.42	1		1,1,2-Trichloroethane	ND	1.0	0.54	1	
1,2-Dichlorobenzene	ND	1.0	0.24	1		Trichloroethene	ND	1.0	0.30	1	
1,3-Dichlorobenzene	ND	1.0	0.38	1		Trichlorofluoromethane	ND	10	0.36	1	
1,4-Dichlorobenzene	ND	1.0	0.30	1		1,2,3-Trichloropropane	ND	5.0	2.3	1	
Dichlorodifluoromethane	ND	1.0	0.27	1		1,2,4-Trimethylbenzene	ND	1.0	0.26	1	
1,1-Dichloroethane	ND	1.0	0.53	1		1,3,5-Trimethylbenzene	ND	1.0	0.19	1	
1,2-Dichloroethane	ND	0.50	0.22	1		Vinyl Acetate	ND	10	3.2	1	
1,1-Dichloroethene	ND	1.0	0.31	1		Vinyl Chloride	ND	0.50	0.33	1	
c-1,2-Dichloroethene	ND	1.0	0.35	1		p/m-Xylene	ND	1.0	0.38	1	
t-1,2-Dichloroethene	ND	1.0	0.29	1		o-Xylene	ND	1.0	0.21	1	
1,2-Dichloropropane	ND	1.0	0.28	1		Methyl-t-Butyl Ether (MTBE)	ND	1.0	0.29	1	

Surrogates:	REC (%)	Control Limits	Qual	Surrogates:	REC (%)	Control Limits	Qual
Dibromofluoromethane	121	74-140		1,2-Dichloroethane-d4	124	74-146	
Toluene-d8	99	88-112		1,4-Bromofluorobenzene	83	74-110	

RL - Reporting Limit , DF - Dilution Factor , Qual - Qualifiers

Calscience Environmental Laboratories, Inc.

Analytical Report

Tetra Tech, Inc.	Date Received:	07/13/06
348 West Hospitality Lane, Ste 100	Work Order No:	06-07-0603
San Bernardino, CA 92408-3216	Preparation:	EPA 5030B
	Method:	EPA 8260B
	Units:	ug/L
Project: LMC Beaumont Site 1 / TC #18086-02		Page 2 of 8

Client Sample Number	Lab Sample Number	Date Collected	Matrix	Date Prepared	Date Analyzed	QC Batch ID
LEB-071306-GP	**06-07-0603-2**	**07/13/06**	**Aqueous**	**07/15/06**	**07/15/06**	**060715L01**

Comment(s): -Results were evaluated to the MDL, concentrations >= to the MDL but < RL, if found, are qualified with a "J" flag.

Parameter	Result	RL	MDL	DF	Qual	Parameter	Result	RL	MDL	DF	Qual
Acetone	7.4	10.0	6.1	1	J	1,3-Dichloropropane	ND	1.0	0.30	1	
Benzene	ND	0.50	0.26	1		2,2-Dichloropropane	ND	1.0	0.40	1	
Bromobenzene	ND	1.0	0.47	1		1,1-Dichloropropene	ND	1.0	0.21	1	
Bromochloromethane	ND	1.0	0.68	1		c-1,3-Dichloropropene	ND	0.50	0.45	1	
Bromodichloromethane	ND	1.0	0.27	1		t-1,3-Dichloropropene	ND	0.50	0.31	1	
Bromoform	ND	1.0	0.62	1		Ethylbenzene	ND	1.0	0.17	1	
Bromomethane	ND	10	2.9	1		2-Hexanone	ND	10	1.9	1	
2-Butanone	ND	10	4.2	1		Isopropylbenzene	ND	1.0	0.24	1	
n-Butylbenzene	ND	1.0	0.29	1		p-Isopropyltoluene	ND	1.0	0.21	1	
sec-Butylbenzene	ND	1.0	0.21	1		Methylene Chloride	ND	10	2.6	1	
tert-Butylbenzene	ND	1.0	0.17	1		4-Methyl-2-Pentanone	ND	10	2.4	1	
Carbon Disulfide	ND	10	1.0	1		Naphthalene	ND	10	0.95	1	
Carbon Tetrachloride	ND	0.50	0.42	1		n-Propylbenzene	ND	1.0	0.30	1	
Chlorobenzene	ND	1.0	0.36	1		Styrene	ND	1.0	0.29	1	
Chloroethane	ND	1.0	0.52	1		1,1,1,2-Tetrachloroethane	ND	1.0	0.37	1	
Chloroform	0.30	1.0	0.22	1	J	1,1,2,2-Tetrachloroethane	ND	1.0	0.37	1	
Chloromethane	ND	10	1.8	1		Tetrachloroethene	ND	1.0	0.29	1	
2-Chlorotoluene	ND	1.0	0.24	1		Toluene	ND	1.0	0.35	1	
4-Chlorotoluene	ND	1.0	0.30	1		1,2,3-Trichlorobenzene	ND	1.0	0.39	1	
Dibromochloromethane	ND	1.0	0.45	1		1,2,4-Trichlorobenzene	ND	1.0	0.35	1	
1,2-Dibromo-3-Chloropropane	ND	5.0	2.5	1		1,1,1-Trichloroethane	ND	1.0	0.32	1	
1,2-Dibromoethane	ND	1.0	0.81	1		1,1,2-Trichloro-1,2,2-Trifluoroethane	ND	10	0.54	1	
Dibromomethane	ND	1.0	0.42	1		1,1,2-Trichloroethane	ND	1.0	0.54	1	
1,2-Dichlorobenzene	ND	1.0	0.24	1		Trichloroethene	6.8	1.0	0.30	1	
1,3-Dichlorobenzene	ND	1.0	0.38	1		Trichlorofluoromethane	ND	10	0.36	1	
1,4-Dichlorobenzene	ND	1.0	0.30	1		1,2,3-Trichloropropane	ND	5.0	2.3	1	
Dichlorodifluoromethane	ND	1.0	0.27	1		1,2,4-Trimethylbenzene	ND	1.0	0.26	1	
1,1-Dichloroethane	ND	1.0	0.53	1		1,3,5-Trimethylbenzene	ND	1.0	0.19	1	
1,2-Dichloroethane	ND	0.50	0.22	1		Vinyl Acetate	ND	10	3.2	1	
1,1-Dichloroethene	4.6	1.0	0.31	1		Vinyl Chloride	ND	0.50	0.33	1	
c-1,2-Dichloroethene	ND	1.0	0.35	1		p/m-Xylene	ND	1.0	0.38	1	
t-1,2-Dichloroethene	ND	1.0	0.29	1		o-Xylene	ND	1.0	0.21	1	
1,2-Dichloropropane	ND	1.0	0.28	1		Methyl-t-Butyl Ether (MTBE)	ND	1.0	0.29	1	

Surrogates:	REC (%)	Control Limits	Qual	Surrogates:	REC (%)	Control Limits	Qual
Dibromofluoromethane	120	74-140		1,2-Dichloroethane-d4	127	74-146	
Toluene-d8	100	88-112		1,4-Bromofluorobenzene	84	74-110	

RL - Reporting Limit , DF - Dilution Factor , Qual - Qualifiers

Calscience Environmental Laboratories, Inc.

Analytical Report

Tetra Tech, Inc.	Date Received:	07/13/06
348 West Hospitality Lane, Ste 100	Work Order No:	06-07-0603
San Bernardino, CA 92408-3216	Preparation:	EPA 5030B
	Method:	EPA 8260B
	Units:	ug/L
Project: LMC Beaumont Site 1 / TC #18086-02		Page 3 of 8

Client Sample Number	Lab Sample Number	Date Collected	Matrix	Date Prepared	Date Analyzed	QC Batch ID
MW-28	**06-07-0603-3**	**07/13/06**	**Aqueous**	**07/15/06**	**07/15/06**	**060715L01**

Comment(s): -Results were evaluated to the MDL, concentrations >= to the MDL but < RL, if found, are qualified with a "J" flag.

Parameter	Result	RL	MDL	DF	Qual	Parameter	Result	RL	MDL	DF	Qual
Acetone	ND	10	6.1	1		1,3-Dichloropropane	ND	1.0	0.30	1	
Benzene	ND	0.50	0.26	1		2,2-Dichloropropane	ND	1.0	0.40	1	
Bromobenzene	ND	1.0	0.47	1		1,1-Dichloropropene	ND	1.0	0.21	1	
Bromochloromethane	ND	1.0	0.68	1		c-1,3-Dichloropropene	ND	0.50	0.45	1	
Bromodichloromethane	ND	1.0	0.27	1		t-1,3-Dichloropropene	ND	0.50	0.31	1	
Bromoform	ND	1.0	0.62	1		Ethylbenzene	ND	1.0	0.17	1	
Bromomethane	ND	10	2.9	1		2-Hexanone	ND	10	1.9	1	
2-Butanone	ND	10	4.2	1		Isopropylbenzene	ND	1.0	0.24	1	
n-Butylbenzene	ND	1.0	0.29	1		p-Isopropyltoluene	ND	1.0	0.21	1	
sec-Butylbenzene	ND	1.0	0.21	1		Methylene Chloride	ND	10	2.6	1	
tert-Butylbenzene	ND	1.0	0.17	1		4-Methyl-2-Pentanone	ND	10	2.4	1	
Carbon Disulfide	ND	10	1.0	1		Naphthalene	ND	10	0.95	1	
Carbon Tetrachloride	ND	0.50	0.42	1		n-Propylbenzene	ND	1.0	0.30	1	
Chlorobenzene	ND	1.0	0.36	1		Styrene	ND	1.0	0.29	1	
Chloroethane	ND	1.0	0.52	1		1,1,1,2-Tetrachloroethane	ND	1.0	0.37	1	
Chloroform	ND	1.0	0.22	1		1,1,2,2-Tetrachloroethane	ND	1.0	0.37	1	
Chloromethane	ND	10	1.8	1		Tetrachloroethene	ND	1.0	0.29	1	
2-Chlorotoluene	ND	1.0	0.24	1		Toluene	ND	1.0	0.35	1	
4-Chlorotoluene	ND	1.0	0.30	1		1,2,3-Trichlorobenzene	ND	1.0	0.39	1	
Dibromochloromethane	ND	1.0	0.45	1		1,2,4-Trichlorobenzene	ND	1.0	0.35	1	
1,2-Dibromo-3-Chloropropane	ND	5.0	2.5	1		1,1,1-Trichloroethane	ND	1.0	0.32	1	
1,2-Dibromoethane	ND	1.0	0.81	1		1,1,2-Trichloro-1,2,2-Trifluoroethane	ND	10	0.54	1	
Dibromomethane	ND	1.0	0.42	1		1,1,2-Trichloroethane	ND	1.0	0.54	1	
1,2-Dichlorobenzene	ND	1.0	0.24	1		Trichloroethene	14	1	0.30	1	
1,3-Dichlorobenzene	ND	1.0	0.38	1		Trichlorofluoromethane	ND	10	0.36	1	
1,4-Dichlorobenzene	ND	1.0	0.30	1		1,2,3-Trichloropropane	ND	5.0	2.3	1	
Dichlorodifluoromethane	ND	1.0	0.27	1		1,2,4-Trimethylbenzene	ND	1.0	0.26	1	
1,1-Dichloroethane	0.56	1.0	0.53	1	J	1,3,5-Trimethylbenzene	ND	1.0	0.19	1	
1,2-Dichloroethane	0.39	0.50	0.22	1	J	Vinyl Acetate	ND	10	3.2	1	
1,1-Dichloroethene	11	1	0.31	1		Vinyl Chloride	ND	0.50	0.33	1	
c-1,2-Dichloroethene	ND	1.0	0.35	1		p/m-Xylene	ND	1.0	0.38	1	
t-1,2-Dichloroethene	ND	1.0	0.29	1		o-Xylene	ND	1.0	0.21	1	
1,2-Dichloropropane	ND	1.0	0.28	1		Methyl-t-Butyl Ether (MTBE)	ND	1.0	0.29	1	

Surrogates:	REC (%)	Control Limits	Qual	Surrogates:	REC (%)	Control Limits	Qual
Dibromofluoromethane	122	74-140		1,2-Dichloroethane-d4	128	74-146	
Toluene-d8	101	88-112		1,4-Bromofluorobenzene	83	74-110	

RL - Reporting Limit , DF - Dilution Factor , Qual - Qualifiers

Calscience Environmental Laboratories, Inc.

Analytical Report

Tetra Tech, Inc.	Date Received:	07/13/06
348 West Hospitality Lane, Ste 100	Work Order No:	06-07-0603
San Bernardino, CA 92408-3216	Preparation:	EPA 5030B
	Method:	EPA 8260B
	Units:	ug/L
Project: LMC Beaumont Site 1 / TC #18086-02		Page 4 of 8

Client Sample Number	Lab Sample Number	Date Collected	Matrix	Date Prepared	Date Analyzed	QC Batch ID
MW-26	**06-07-0603-4**	**07/13/06**	**Aqueous**	**07/15/06**	**07/15/06**	**060715L01**

Comment(s): -Results were evaluated to the MDL, concentrations >= to the MDL but < RL, if found, are qualified with a "J" flag.

Parameter	Result	RL	MDL	DF	Qual	Parameter	Result	RL	MDL	DF	Qual
Acetone	ND	100	61	10		1,3-Dichloropropane	ND	10	3.0	10	
Benzene	ND	5.0	2.6	10		2,2-Dichloropropane	ND	10	4.0	10	
Bromobenzene	ND	10	4.7	10		1,1-Dichloropropene	ND	10	2.1	10	
Bromochloromethane	ND	10	6.8	10		c-1,3-Dichloropropene	ND	5.0	4.5	10	
Bromodichloromethane	ND	10	2.7	10		t-1,3-Dichloropropene	ND	5.0	3.1	10	
Bromoform	ND	10	6.2	10		Ethylbenzene	ND	10	1.7	10	
Bromomethane	ND	100	29	10		2-Hexanone	ND	100	19	10	
2-Butanone	ND	100	42	10		Isopropylbenzene	ND	10	2.4	10	
n-Butylbenzene	ND	10	2.9	10		p-Isopropyltoluene	ND	10	2.1	10	
sec-Butylbenzene	ND	10	2.1	10		Methylene Chloride	ND	100	26	10	
tert-Butylbenzene	ND	10	1.7	10		4-Methyl-2-Pentanone	ND	100	24	10	
Carbon Disulfide	ND	100	10	10		Naphthalene	ND	100	9.5	10	
Carbon Tetrachloride	ND	5.0	4.2	10		n-Propylbenzene	ND	10	3.0	10	
Chlorobenzene	ND	10	3.6	10		Styrene	ND	10	2.9	10	
Chloroethane	ND	10	5.2	10		1,1,1,2-Tetrachloroethane	ND	10	3.7	10	
Chloroform	6.1	10.0	2.2	10	J	1,1,2,2-Tetrachloroethane	ND	10	3.7	10	
Chloromethane	ND	100	18	10		Tetrachloroethene	ND	10	2.9	10	
2-Chlorotoluene	ND	10	2.4	10		Toluene	ND	10	3.5	10	
4-Chlorotoluene	ND	10	3.0	10		1,2,3-Trichlorobenzene	ND	10	3.9	10	
Dibromochloromethane	ND	10	4.5	10		1,2,4-Trichlorobenzene	ND	10	3.5	10	
1,2-Dibromo-3-Chloropropane	ND	50	25	10		1,1,1-Trichloroethane	4.5	10.0	3.2	10	J
1,2-Dibromoethane	ND	10	8.1	10		1,1,2-Trichloro-1,2,2-Trifluoroethane	ND	100	5.4	10	
Dibromomethane	ND	10	4.2	10		1,1,2-Trichloroethane	8.4	10.0	5.4	10	J
1,2-Dichlorobenzene	ND	10	2.4	10		Trichloroethene	740	10	3.0	10	
1,3-Dichlorobenzene	ND	10	3.8	10		Trichlorofluoromethane	ND	100	3.6	10	
1,4-Dichlorobenzene	ND	10	3.0	10		1,2,3-Trichloropropane	ND	50	23	10	
Dichlorodifluoromethane	ND	10	2.7	10		1,2,4-Trimethylbenzene	ND	10	2.6	10	
1,1-Dichloroethane	42	10	5.3	10		1,3,5-Trimethylbenzene	ND	10	1.9	10	
1,2-Dichloroethane	45	5	2.2	10		Vinyl Acetate	ND	100	32	10	
1,1-Dichloroethene	1800	10	3.1	10		Vinyl Chloride	ND	5.0	3.3	10	
c-1,2-Dichloroethene	14	10	3.5	10		p/m-Xylene	ND	10	3.8	10	
t-1,2-Dichloroethene	ND	10	2.9	10		o-Xylene	ND	10	2.1	10	
1,2-Dichloropropane	ND	10	2.8	10		Methyl-t-Butyl Ether (MTBE)	3.7	10.0	2.9	10	J

Surrogates:	REC (%)	Control Limits	Qual	Surrogates:	REC (%)	Control Limits	Qual
Dibromofluoromethane	124	74-140		1,2-Dichloroethane-d4	131	74-146	
Toluene-d8	103	88-112		1,4-Bromofluorobenzene	84	74-110	

RL - Reporting Limit , DF - Dilution Factor , Qual - Qualifiers

Calscience Environmental Laboratories, Inc.

Analytical Report

Tetra Tech, Inc.	Date Received:	07/13/06
348 West Hospitality Lane, Ste 100	Work Order No:	06-07-0603
San Bernardino, CA 92408-3216	Preparation:	EPA 5030B
	Method:	EPA 8260B
	Units:	ug/L
Project: LMC Beaumont Site 1 / TC #18086-02		Page 5 of 8

Client Sample Number	Lab Sample Number	Date Collected	Matrix	Date Prepared	Date Analyzed	QC Batch ID
MW-61B	**06-07-0603-5**	**07/13/06**	**Aqueous**	**07/15/06**	**07/15/06**	**060715L01**

Comment(s): -Results were evaluated to the MDL, concentrations >= to the MDL but < RL, if found, are qualified with a "J" flag.

Parameter	Result	RL	MDL	DF	Qual	Parameter	Result	RL	MDL	DF	Qual
Acetone	ND	250	150	25		1,3-Dichloropropane	ND	25	7.6	25	
Benzene	ND	13	6.4	25		2,2-Dichloropropane	ND	25	10	25	
Bromobenzene	ND	25	12	25		1,1-Dichloropropene	ND	25	5.4	25	
Bromochloromethane	ND	25	17	25		c-1,3-Dichloropropene	ND	13	11	25	
Bromodichloromethane	ND	25	6.9	25		t-1,3-Dichloropropene	ND	13	7.6	25	
Bromoform	ND	25	15	25		Ethylbenzene	ND	25	4.4	25	
Bromomethane	ND	250	74	25		2-Hexanone	ND	250	47	25	
2-Butanone	ND	250	110	25		Isopropylbenzene	ND	25	6.1	25	
n-Butylbenzene	ND	25	7.3	25		p-Isopropyltoluene	ND	25	5.2	25	
sec-Butylbenzene	ND	25	5.2	25		Methylene Chloride	69	250	66	25	J,B
tert-Butylbenzene	ND	25	4.3	25		4-Methyl-2-Pentanone	ND	250	59	25	
Carbon Disulfide	ND	250	26	25		Naphthalene	ND	250	24	25	
Carbon Tetrachloride	ND	13	10	25		n-Propylbenzene	ND	25	7.4	25	
Chlorobenzene	ND	25	9.0	25		Styrene	ND	25	7.1	25	
Chloroethane	ND	25	13	25		1,1,1,2-Tetrachloroethane	ND	25	9.3	25	
Chloroform	20	25	5.4	25	J	1,1,2,2-Tetrachloroethane	ND	25	9.2	25	
Chloromethane	ND	250	45	25		Tetrachloroethene	ND	25	7.4	25	
2-Chlorotoluene	ND	25	6.1	25		Toluene	ND	25	8.7	25	
4-Chlorotoluene	ND	25	7.5	25		1,2,3-Trichlorobenzene	ND	25	9.8	25	
Dibromochloromethane	ND	25	11	25		1,2,4-Trichlorobenzene	ND	25	8.7	25	
1,2-Dibromo-3-Chloropropane	ND	130	62	25		1,1,1-Trichloroethane	10	25	8.0	25	J
1,2-Dibromoethane	ND	25	20	25		1,1,2-Trichloro-1,2,2-Trifluoroethane	ND	250	13	25	
Dibromomethane	ND	25	11	25		1,1,2-Trichloroethane	ND	25	14	25	
1,2-Dichlorobenzene	ND	25	5.9	25		Trichloroethene	540	25	7.5	25	
1,3-Dichlorobenzene	ND	25	9.6	25		Trichlorofluoromethane	ND	250	9.0	25	
1,4-Dichlorobenzene	ND	25	7.5	25		1,2,3-Trichloropropane	ND	130	56	25	
Dichlorodifluoromethane	ND	25	6.7	25		1,2,4-Trimethylbenzene	ND	25	6.4	25	
1,1-Dichloroethane	96	25	13	25		1,3,5-Trimethylbenzene	ND	25	4.7	25	
1,2-Dichloroethane	42	13	5.5	25		Vinyl Acetate	ND	250	81	25	
1,1-Dichloroethene	4300	25	7.7	25		Vinyl Chloride	ND	13	8.3	25	
c-1,2-Dichloroethene	18	25	8.7	25	J	p/m-Xylene	ND	25	9.5	25	
t-1,2-Dichloroethene	ND	25	7.3	25		o-Xylene	ND	25	5.2	25	
1,2-Dichloropropane	ND	25	7.1	25		Methyl-t-Butyl Ether (MTBE)	ND	25	7.3	25	

Surrogates:	REC (%)	Control Limits	Qual	Surrogates:	REC (%)	Control Limits	Qual
Dibromofluoromethane	128	74-140		1,2-Dichloroethane-d4	131	74-146	
Toluene-d8	105	88-112		1,4-Bromofluorobenzene	83	74-110	

RL - Reporting Limit , DF - Dilution Factor , Qual - Qualifiers

Calscience Environmental Laboratories, Inc.

Analytical Report

Tetra Tech, Inc.	Date Received:	07/13/06
348 West Hospitality Lane, Ste 100	Work Order No:	06-07-0603
San Bernardino, CA 92408-3216	Preparation:	EPA 5030B
	Method:	EPA 8260B
	Units:	ug/L
Project: LMC Beaumont Site 1 / TC #18086-02		Page 6 of 8

Client Sample Number	Lab Sample Number	Date Collected	Matrix	Date Prepared	Date Analyzed	QC Batch ID
MW-161B	**06-07-0603-6**	**07/13/06**	**Aqueous**	**07/15/06**	**07/15/06**	**060715L01**

Comment(s): -Results were evaluated to the MDL, concentrations >= to the MDL but < RL, if found, are qualified with a "J" flag.

Parameter	Result	RL	MDL	DF	Qual	Parameter	Result	RL	MDL	DF	Qual
Acetone	ND	250	150	25		1,3-Dichloropropane	ND	25	7.6	25	
Benzene	ND	13	6.4	25		2,2-Dichloropropane	ND	25	10	25	
Bromobenzene	ND	25	12	25		1,1-Dichloropropene	ND	25	5.4	25	
Bromochloromethane	ND	25	17	25		c-1,3-Dichloropropene	ND	13	11	25	
Bromodichloromethane	ND	25	6.9	25		t-1,3-Dichloropropene	ND	13	7.6	25	
Bromoform	ND	25	15	25		Ethylbenzene	ND	25	4.4	25	
Bromomethane	ND	250	74	25		2-Hexanone	ND	250	47	25	
2-Butanone	ND	250	110	25		Isopropylbenzene	ND	25	6.1	25	
n-Butylbenzene	ND	25	7.3	25		p-Isopropyltoluene	ND	25	5.2	25	
sec-Butylbenzene	ND	25	5.2	25		Methylene Chloride	72	250	66	25	J,B
tert-Butylbenzene	ND	25	4.3	25		4-Methyl-2-Pentanone	ND	250	59	25	
Carbon Disulfide	ND	250	26	25		Naphthalene	ND	250	24	25	
Carbon Tetrachloride	ND	13	10	25		n-Propylbenzene	ND	25	7.4	25	
Chlorobenzene	ND	25	9.0	25		Styrene	ND	25	7.1	25	
Chloroethane	ND	25	13	25		1,1,1,2-Tetrachloroethane	ND	25	9.3	25	
Chloroform	23	25	5.4	25	J	1,1,2,2-Tetrachloroethane	ND	25	9.2	25	
Chloromethane	ND	250	45	25		Tetrachloroethene	ND	25	7.4	25	
2-Chlorotoluene	ND	25	6.1	25		Toluene	ND	25	8.7	25	
4-Chlorotoluene	ND	25	7.5	25		1,2,3-Trichlorobenzene	ND	25	9.8	25	
Dibromochloromethane	ND	25	11	25		1,2,4-Trichlorobenzene	ND	25	8.7	25	
1,2-Dibromo-3-Chloropropane	ND	130	62	25		1,1,1-Trichloroethane	10	25	8.0	25	J
1,2-Dibromoethane	ND	25	20	25		1,1,2-Trichloro-1,2,2-Trifluoroethane	ND	250	13	25	
Dibromomethane	ND	25	11	25		1,1,2-Trichloroethane	ND	25	14	25	
1,2-Dichlorobenzene	ND	25	5.9	25		Trichloroethene	560	25	7.5	25	
1,3-Dichlorobenzene	ND	25	9.6	25		Trichlorofluoromethane	ND	250	9.0	25	
1,4-Dichlorobenzene	ND	25	7.5	25		1,2,3-Trichloropropane	ND	130	56	25	
Dichlorodifluoromethane	ND	25	6.7	25		1,2,4-Trimethylbenzene	ND	25	6.4	25	
1,1-Dichloroethane	93	25	13	25		1,3,5-Trimethylbenzene	ND	25	4.7	25	
1,2-Dichloroethane	39	13	5.5	25		Vinyl Acetate	ND	250	81	25	
1,1-Dichloroethene	4300	25	7.7	25		Vinyl Chloride	ND	13	8.3	25	
c-1,2-Dichloroethene	16	25	8.7	25	J	p/m-Xylene	ND	25	9.5	25	
t-1,2-Dichloroethene	ND	25	7.3	25		o-Xylene	ND	25	5.2	25	
1,2-Dichloropropane	ND	25	7.1	25		Methyl-t-Butyl Ether (MTBE)	ND	25	7.3	25	

Surrogates:	REC (%)	Control Limits	Qual	Surrogates:	REC (%)	Control Limits	Qual
Dibromofluoromethane	124	74-140		1,2-Dichloroethane-d4	125	74-146	
Toluene-d8	108	88-112		1,4-Bromofluorobenzene	83	74-110	

RL - Reporting Limit , DF - Dilution Factor , Qual - Qualifiers

Calscience Environmental Laboratories, Inc.

Analytical Report

Tetra Tech, Inc.	Date Received:	07/13/06
348 West Hospitality Lane, Ste 100	Work Order No:	06-07-0603
San Bernardino, CA 92408-3216	Preparation:	EPA 5030B
	Method:	EPA 8260B
	Units:	ug/L
Project: LMC Beaumont Site 1 / TC #18086-02		Page 7 of 8

Client Sample Number	Lab Sample Number	Date Collected	Matrix	Date Prepared	Date Analyzed	QC Batch ID
EW-13	**06-07-0603-7**	**07/13/06**	**Aqueous**	**07/15/06**	**07/15/06**	**060715L01**

Comment(s): -Results were evaluated to the MDL, concentrations >= to the MDL but < RL, if found, are qualified with a "J" flag.

Parameter	Result	RL	MDL	DF	Qual	Parameter	Result	RL	MDL	DF	Qual
Acetone	410	500	310	50	J	1,3-Dichloropropane	ND	50	15	50	
Benzene	ND	25	13	50		2,2-Dichloropropane	ND	50	20	50	
Bromobenzene	ND	50	23	50		1,1-Dichloropropene	ND	50	11	50	
Bromochloromethane	ND	50	34	50		c-1,3-Dichloropropene	ND	25	23	50	
Bromodichloromethane	ND	50	14	50		t-1,3-Dichloropropene	ND	25	15	50	
Bromoform	ND	50	31	50		Ethylbenzene	ND	50	8.7	50	
Bromomethane	ND	500	150	50		2-Hexanone	ND	500	93	50	
2-Butanone	ND	500	210	50		Isopropylbenzene	ND	50	12	50	
n-Butylbenzene	ND	50	15	50		p-Isopropyltoluene	ND	50	10	50	
sec-Butylbenzene	ND	50	10	50		Methylene Chloride	ND	500	130	50	
tert-Butylbenzene	ND	50	8.7	50		4-Methyl-2-Pentanone	ND	500	120	50	
Carbon Disulfide	ND	500	52	50		Naphthalene	ND	500	48	50	
Carbon Tetrachloride	ND	25	21	50		n-Propylbenzene	ND	50	15	50	
Chlorobenzene	ND	50	18	50		Styrene	ND	50	14	50	
Chloroethane	ND	50	26	50		1,1,1,2-Tetrachloroethane	ND	50	19	50	
Chloroform	11	50	11	50	J	1,1,2,2-Tetrachloroethane	ND	50	18	50	
Chloromethane	ND	500	89	50		Tetrachloroethene	ND	50	15	50	
2-Chlorotoluene	ND	50	12	50		Toluene	ND	50	17	50	
4-Chlorotoluene	ND	50	15	50		1,2,3-Trichlorobenzene	ND	50	20	50	
Dibromochloromethane	ND	50	23	50		1,2,4-Trichlorobenzene	ND	50	17	50	
1,2-Dibromo-3-Chloropropane	ND	250	120	50		1,1,1-Trichloroethane	ND	50	16	50	
1,2-Dibromoethane	ND	50	40	50		1,1,2-Trichloro-1,2,2-Trifluoroethane	ND	500	27	50	
Dibromomethane	ND	50	21	50		1,1,2-Trichloroethane	38	50	27	50	J
1,2-Dichlorobenzene	ND	50	12	50		Trichloroethene	770	50	15	50	
1,3-Dichlorobenzene	ND	50	19	50		Trichlorofluoromethane	ND	500	18	50	
1,4-Dichlorobenzene	ND	50	15	50		1,2,3-Trichloropropane	ND	250	110	50	
Dichlorodifluoromethane	ND	50	13	50		1,2,4-Trimethylbenzene	ND	50	13	50	
1,1-Dichloroethane	100	50	26	50		1,3,5-Trimethylbenzene	ND	50	9.4	50	
1,2-Dichloroethane	210	25	11	50		Vinyl Acetate	ND	500	160	50	
1,1-Dichloroethene	5600	50	15	50		Vinyl Chloride	ND	25	17	50	
c-1,2-Dichloroethene	430	50	17	50		p/m-Xylene	ND	50	19	50	
t-1,2-Dichloroethene	ND	50	15	50		o-Xylene	ND	50	10	50	
1,2-Dichloropropane	ND	50	14	50		Methyl-t-Butyl Ether (MTBE)	ND	50	15	50	

Surrogates:	REC (%)	Control Limits	Qual	Surrogates:	REC (%)	Control Limits	Qual
Dibromofluoromethane	127	74-140		1,2-Dichloroethane-d4	131	74-146	
Toluene-d8	103	88-112		1,4-Bromofluorobenzene	82	74-110	

RL - Reporting Limit , DF - Dilution Factor , Qual - Qualifiers

Calscience Environmental Laboratories, Inc.

Analytical Report

Tetra Tech, Inc.	Date Received:	07/13/06
348 West Hospitality Lane, Ste 100	Work Order No:	06-07-0603
San Bernardino, CA 92408-3216	Preparation:	EPA 5030B
	Method:	EPA 8260B
	Units:	ug/L
Project: LMC Beaumont Site 1 / TC #18086-02		Page 8 of 8

Client Sample Number	Lab Sample Number	Date Collected	Matrix	Date Prepared	Date Analyzed	QC Batch ID
Method Blank	**099-10-006-18,522**	**N/A**	**Aqueous**	**07/15/06**	**07/15/06**	**060715L01**

Comment(s): -Results were evaluated to the MDL, concentrations >= to the MDL but < RL, if found, are qualified with a "J" flag.

Parameter	Result	RL	MDL	DF	Qual	Parameter	Result	RL	MDL	DF	Qual
Acetone	ND	10	6.1	1		1,3-Dichloropropane	ND	1.0	0.30	1	
Benzene	ND	0.50	0.26	1		2,2-Dichloropropane	ND	1.0	0.40	1	
Bromobenzene	ND	1.0	0.47	1		1,1-Dichloropropene	ND	1.0	0.21	1	
Bromochloromethane	ND	1.0	0.68	1		c-1,3-Dichloropropene	ND	0.50	0.45	1	
Bromodichloromethane	ND	1.0	0.27	1		t-1,3-Dichloropropene	ND	0.50	0.31	1	
Bromoform	ND	1.0	0.62	1		Ethylbenzene	ND	1.0	0.17	1	
Bromomethane	ND	10	2.9	1		2-Hexanone	ND	10	1.9	1	
2-Butanone	ND	10	4.2	1		Isopropylbenzene	ND	1.0	0.24	1	
n-Butylbenzene	ND	1.0	0.29	1		p-Isopropyltoluene	ND	1.0	0.21	1	
sec-Butylbenzene	ND	1.0	0.21	1		Methylene Chloride	2.6	10.0	2.6	1	J
tert-Butylbenzene	ND	1.0	0.17	1		4-Methyl-2-Pentanone	ND	10	2.4	1	
Carbon Disulfide	ND	10	1.0	1		Naphthalene	ND	10	0.95	1	
Carbon Tetrachloride	ND	0.50	0.42	1		n-Propylbenzene	ND	1.0	0.30	1	
Chlorobenzene	ND	1.0	0.36	1		Styrene	ND	1.0	0.29	1	
Chloroethane	ND	1.0	0.52	1		1,1,1,2-Tetrachloroethane	ND	1.0	0.37	1	
Chloroform	ND	1.0	0.22	1		1,1,2,2-Tetrachloroethane	ND	1.0	0.37	1	
Chloromethane	ND	10	1.8	1		Tetrachloroethene	ND	1.0	0.29	1	
2-Chlorotoluene	ND	1.0	0.24	1		Toluene	ND	1.0	0.35	1	
4-Chlorotoluene	ND	1.0	0.30	1		1,2,3-Trichlorobenzene	ND	1.0	0.39	1	
Dibromochloromethane	ND	1.0	0.45	1		1,2,4-Trichlorobenzene	ND	1.0	0.35	1	
1,2-Dibromo-3-Chloropropane	ND	5.0	2.5	1		1,1,1-Trichloroethane	ND	1.0	0.32	1	
1,2-Dibromoethane	ND	1.0	0.81	1		1,1,2-Trichloro-1,2,2-Trifluoroethane	ND	10	0.54	1	
Dibromomethane	ND	1.0	0.42	1		1,1,2-Trichloroethane	ND	1.0	0.54	1	
1,2-Dichlorobenzene	ND	1.0	0.24	1		Trichloroethene	ND	1.0	0.30	1	
1,3-Dichlorobenzene	ND	1.0	0.38	1		Trichlorofluoromethane	ND	10	0.36	1	
1,4-Dichlorobenzene	ND	1.0	0.30	1		1,2,3-Trichloropropane	ND	5.0	2.3	1	
Dichlorodifluoromethane	ND	1.0	0.27	1		1,2,4-Trimethylbenzene	ND	1.0	0.26	1	
1,1-Dichloroethane	ND	1.0	0.53	1		1,3,5-Trimethylbenzene	ND	1.0	0.19	1	
1,2-Dichloroethane	ND	0.50	0.22	1		Vinyl Acetate	ND	10	3.2	1	
1,1-Dichloroethene	ND	1.0	0.31	1		Vinyl Chloride	ND	0.50	0.33	1	
c-1,2-Dichloroethene	ND	1.0	0.35	1		p/m-Xylene	ND	1.0	0.38	1	
t-1,2-Dichloroethene	ND	1.0	0.29	1		o-Xylene	ND	1.0	0.21	1	
1,2-Dichloropropane	ND	1.0	0.28	1		Methyl-t-Butyl Ether (MTBE)	ND	1.0	0.29	1	

Surrogates:	REC (%)	Control Limits	Qual	Surrogates:	REC (%)	Control Limits	Qual
Dibromofluoromethane	109	74-140		1,2-Dichloroethane-d4	110	74-146	
Toluene-d8	100	88-112		1,4-Bromofluorobenzene	86	74-110	

RL - Reporting Limit , DF - Dilution Factor , Qual - Qualifiers

Calscience Environmental Laboratories, Inc.

EPA 8260B Tentatively Identified Compound List

Work Order	CEL Sample	Client ID	Q	Compound	CAS NUMBER	RT	On Column Conc. ug/L	Estimated Conc. ug/L
06-07-0603				No TICs found for all samples				

Q Qualifier
RT Retention Time

7440 Lincoln Way, Garden Grove, CA 92841-1432 • TEL: (714) 895-5494 • FAX: (714) 894-7501

Calscience Environmental Laboratories, Inc.

Analytical Report

Tetra Tech, Inc.		Date Received:	07/13/06
348 West Hospitality Lane, Ste 100		Work Order No:	06-07-0603
San Bernardino, CA 92408-3216		Preparation:	EPA 5030B
		Method:	SRL 524M-TCP

Project: LMC Beaumont Site 1 / TC #18086-02

Client Sample Number	Lab Sample Number	Date Collected	Matrix	Date Prepared	Date Analyzed	QC Batch ID
LEB-071306-GP	**06-07-0603-2**	**07/13/06**	**Aqueous**	**07/14/06**	**07/14/06**	**060714L01**

Comment(s): -Results were evaluated to the MDL, concentrations >= to the MDL but < RL, if found, are qualified with a "J" flag.

Parameter	Result	RL	MDL	DF	Qual	Units
1,2,3-Trichloropropane	0.0022	0.0050	0.0017	1	J	ug/L

MW-61B	**06-07-0603-5**	**07/13/06**	**Aqueous**	**07/14/06**	**07/14/06**	**060714L01**

Parameter	Result	RL	MDL	DF	Qual	Units
1,2,3-Trichloropropane	0.0065	0.0050	0.0017	1		ug/L

MW-161B	**06-07-0603-6**	**07/13/06**	**Aqueous**	**07/14/06**	**07/14/06**	**060714L01**

Parameter	Result	RL	MDL	DF	Qual	Units
1,2,3-Trichloropropane	0.0058	0.0050	0.0017	1		ug/L

Method Blank	**099-10-022-251**	**N/A**	**Aqueous**	**07/14/06**	**07/14/06**	**060714L01**

Comment(s): -Results were evaluated to the MDL, concentrations >= to the MDL but < RL, if found, are qualified with a "J" flag.

Parameter	Result	RL	MDL	DF	Qual	Units
1,2,3-Trichloropropane	ND	0.0050	0.0017	1		ug/L

RL - Reporting Limit , DF - Dilution Factor , Qual - Qualifiers

Calscience Environmental Laboratories, Inc.

Analytical Report

Tetra Tech, Inc.
348 West Hospitality Lane, Ste 100
San Bernardino, CA 92408-3216

Date Received: 07/13/06
Work Order No: 06-07-0603

Project: LMC Beaumont Site 1 / TC #18086-02

Client Sample Number	Lab Sample Number	Date Collected	Matrix
LEB-071306-GP	**06-07-0603-2**	**07/13/06**	**Aqueous**

Comment(s): (1) Results were evaluated to the MDL, concentrations >= to the MDL but < RL, if found, are qualified with a "J" flag.

Parameter	Result	RL	MDL	DF	Qual	Units	Date Prepared	Date Analyzed	Method
Chromium, Hexavalent (1)	0.10	0.20	0.0050	1	J,B	ug/L	N/A	07/13/06	EPA 218.6
Perchlorate (1)	ND	2.0	0.43	1		ug/L	N/A	07/20/06	EPA 314.0

Client Sample Number	Lab Sample Number	Date Collected	Matrix
MW-28	**06-07-0603-3**	**07/13/06**	**Aqueous**

Parameter	Result	RL	MDL	DF	Qual	Units	Date Prepared	Date Analyzed	Method
Perchlorate	53	2	0.43	1		ug/L	N/A	07/20/06	EPA 314.0

Client Sample Number	Lab Sample Number	Date Collected	Matrix
MW-26	**06-07-0603-4**	**07/13/06**	**Aqueous**

Parameter	Result	RL	MDL	DF	Qual	Units	Date Prepared	Date Analyzed	Method
Perchlorate	4500	400	86	200		ug/L	N/A	07/20/06	EPA 314.0

Client Sample Number	Lab Sample Number	Date Collected	Matrix
MW-61B	**06-07-0603-5**	**07/13/06**	**Aqueous**

Parameter	Result	RL	MDL	DF	Qual	Units	Date Prepared	Date Analyzed	Method
Chromium, Hexavalent	1.4	0.2	0.0050	1	B	ug/L	N/A	07/13/06	EPA 218.6
Perchlorate	73000	2000	430	1000		ug/L	N/A	07/20/06	EPA 314.0

Client Sample Number	Lab Sample Number	Date Collected	Matrix
MW-161B	**06-07-0603-6**	**07/13/06**	**Aqueous**

Parameter	Result	RL	MDL	DF	Qual	Units	Date Prepared	Date Analyzed	Method
Chromium, Hexavalent	1.4	0.2	0.0050	1	B	ug/L	N/A	07/13/06	EPA 218.6
Perchlorate	73000	2000	430	1000		ug/L	N/A	07/20/06	EPA 314.0

Client Sample Number	Lab Sample Number	Date Collected	Matrix
EW-13	**06-07-0603-7**	**07/13/06**	**Aqueous**

Parameter	Result	RL	MDL	DF	Qual	Units	Date Prepared	Date Analyzed	Method
Perchlorate	1500	200	43	100		ug/L	N/A	07/20/06	EPA 314.0

RL - Reporting Limit , DF - Dilution Factor , Qual - Qualifiers

Calscience Environmental Laboratories, Inc.

Analytical Report

Tetra Tech, Inc.
348 West Hospitality Lane, Ste 100
San Bernardino, CA 92408-3216

Date Received: 07/13/06
Work Order No: 06-07-0603

Project: LMC Beaumont Site 1 / TC #18086-02

Client Sample Number	Lab Sample Number	Date Collected	Matrix
Method Blank		**N/A**	**Aqueous**

Comment(s): (1) Results were evaluated to the MDL, concentrations >= to the MDL but < RL, if found, are qualified with a "J" flag.

Parameter	Result	RL	MDL	DF	Qual	Units	Date Prepared	Date Analyzed	Method
Chromium, Hexavalent (1)	0.053	0.20	0.0050	1	J	ug/L	N/A	07/13/06	EPA 218.6
Perchlorate (1)	ND	2.0	0.43	1		ug/L	N/A	07/20/06	EPA 314.0

RL - Reporting Limit , DF - Dilution Factor , Qual - Qualifiers

Calscience Environmental Laboratories, Inc.

Quality Control - Spike/Spike Duplicate

Tetra Tech, Inc.
348 West Hospitality Lane, Ste 100
San Bernardino, CA 92408-3216

Date Received: 07/13/06
Work Order No: 06-07-0603
Preparation: EPA 3010A Total
Method: EPA 6010B

Project LMC Beaumont Site 1 / TC #18086-02

Quality Control Sample ID	Matrix	Instrument	Date Prepared	Date Analyzed	MS/MSD Batch Number
MW-61B	**Aqueous**	**ICP 3300**	**07/14/06**	**07/17/06**	**060714S06**

Parameter	MS %REC	MSD %REC	%REC CL	RPD	RPD CL	Qualifiers
Arsenic	103	103	80-140	0	0-11	
Beryllium	105	107	89-119	2	0-8	
Cadmium	104	106	82-124	2	0-7	
Lead	104	106	84-120	2	0-7	

RPD - Relative Percent Difference , CL - Control Limit

Calscience Environmental Laboratories, Inc.

Quality Control - Spike/Spike Duplicate

Tetra Tech, Inc.
348 West Hospitality Lane, Ste 100
San Bernardino, CA 92408-3216

Date Received: 07/13/06
Work Order No: 06-07-0603
Preparation: EPA 5030B
Method: EPA 8260B

Project LMC Beaumont Site 1 / TC #18086-02

Quality Control Sample ID	Matrix	Instrument	Date Prepared	Date Analyzed	MS/MSD Batch Number
06-07-0690-1	**Aqueous**	**GC/MS U**	**07/15/06**	**07/15/06**	**060715S01**

Parameter	MS %REC	MSD %REC	%REC CL	RPD	RPD CL	Qualifiers
Benzene	108	107	88-118	1	0-7	
Carbon Tetrachloride	105	100	67-145	4	0-11	
Chlorobenzene	106	106	88-118	1	0-7	
1,2-Dichlorobenzene	105	105	86-116	0	0-8	
1,1-Dichloroethene	96	93	70-130	3	0-25	
Toluene	113	111	87-123	2	0-8	
Trichloroethene	102	100	79-127	1	0-10	
Vinyl Chloride	86	90	69-129	4	0-13	
Methyl-t-Butyl Ether (MTBE)	97	94	71-131	3	0-13	
Tert-Butyl Alcohol (TBA)	87	86	36-168	1	0-45	
Diisopropyl Ether (DIPE)	107	104	81-123	3	0-9	
Ethyl-t-Butyl Ether (ETBE)	101	101	72-126	1	0-12	
Tert-Amyl-Methyl Ether (TAME)	105	105	72-126	0	0-12	
Ethanol	89	90	53-149	2	0-31	

RPD - Relative Percent Difference , CL - Control Limit

Calscience Environmental Laboratories, Inc.

Quality Control - Spike/Spike Duplicate

Tetra Tech, Inc.	Date Received: 07/13/06
348 West Hospitality Lane, Ste 100	Work Order No: 06-07-0603
San Bernardino, CA 92408-3216	Preparation: EPA 5030B
	Method: SRL 524M-TCP

Project LMC Beaumont Site 1 / TC #18086-02

Quality Control Sample ID	Matrix	Instrument	Date Prepared	Date Analyzed	MS/MSD Batch Number
06-07-0570-1	**Aqueous**	**GC/MS M**	**07/14/06**	**07/14/06**	**060714S01**

Parameter	MS %REC	MSD %REC	%REC CL	RPD	RPD CL	Qualifiers
1,2,3-Trichloropropane	110	107	80-120	3	0-20	
1,4-Dioxane	81	90	80-120	10	0-20	

RPD - Relative Percent Difference , CL - Control Limit

Calscience Environmental Laboratories, Inc.

Quality Control - Spike/Spike Duplicate

Tetra Tech, Inc.
348 West Hospitality Lane, Ste 100
San Bernardino, CA 92408-3216

Date Received: N/A
Work Order No: 06-07-0603

Project: LMC Beaumont Site 1 / TC #18086-02

Matrix: Aqueous

Parameter	Method	Quality Control Sample ID	Date Analyzed	Date Extracted	MS% REC	MSD % REC	%REC CL	RPD	RPD CL	Qualifiers
Chromium, Hexavalent	EPA 218.6	06-07-0565-1	07/13/06	N/A	102	102	85-121	1	0-4	
Perchlorate	EPA 314.0	MW-61B	07/20/06	N/A	133	139	80-120	1	0-15	3

RPD - Relative Percent Difference , CL - Control Limit

Calscience Environmental Laboratories, Inc.

Quality Control - Laboratory Control Sample

Tetra Tech, Inc.		Date Received:	N/A
348 West Hospitality Lane, Ste 100		Work Order No:	06-07-0603
San Bernardino, CA 92408-3216		Preparation:	EPA 3010A Total
		Method:	EPA 6010B

Project: LMC Beaumont Site 1 / TC #18086-02

Quality Control Sample ID	Matrix	Instrument	Date Analyzed	Lab File ID	LCS Batch Number
097-01-003-6,298	**Aqueous**	**ICP 3300**	**07/17/06**	**060714-I-06**	**060714L06**

Parameter	Conc Added	Conc Recovered	LCS %Rec	%Rec CL	Qualifiers
Arsenic	0.500	0.469	94	80-120	
Beryllium	0.500	0.494	99	80-120	
Cadmium	0.500	0.528	106	80-120	
Lead	0.500	0.522	104	80-120	

RPD - Relative Percent Difference , CL - Control Limit

Calscience Environmental Laboratories, Inc.

Quality Control - LCS/LCS Duplicate

Tetra Tech, Inc.
348 West Hospitality Lane, Ste 100
San Bernardino, CA 92408-3216

Date Received: N/A
Work Order No: 06-07-0603
Preparation: EPA 3520B
Method: EPA 8270C

Project: LMC Beaumont Site 1 / TC #18086-02

Quality Control Sample ID	Matrix	Instrument	Date Prepared	Date Analyzed	LCS/LCSD Batch Number
095-01-003-1,971	**Aqueous**	**GC/MS P**	**07/17/06**	**07/19/06**	**060717L05**

Parameter	LCS %REC	LCSD %REC	%REC CL	RPD	RPD CL	Qualifiers
Phenol	72	77	4-142	7	0-24	
2-Chlorophenol	72	75	53-113	5	0-17	
1,4-Dichlorobenzene	54	54	50-122	0	0-19	
N-Nitroso-di-n-propylamine	71	74	56-146	5	0-22	
4-Chloro-3-Methylphenol	72	71	55-121	0	0-18	
Acenaphthene	63	61	55-139	2	0-17	
4-Nitrophenol	73	65	1-145	12	0-29	
2,4-Dinitrotoluene	59	58	41-161	1	0-22	
Pentachlorophenol	69	59	34-130	15	0-23	
Pyrene	58	61	38-170	6	0-27	
1,2,4-Trichlorobenzene	55	54	49-121	2	0-19	

RPD - Relative Percent Difference , CL - Control Limit

Calscience Environmental Laboratories, Inc.

Quality Control - LCS/LCS Duplicate

Tetra Tech, Inc.
348 West Hospitality Lane, Ste 100
San Bernardino, CA 92408-3216

Date Received: N/A
Work Order No: 06-07-0603
Preparation: EPA 3520B
Method: EPA 8270C(M) Isotope Dilution

Project: LMC Beaumont Site 1 / TC #18086-02

Quality Control Sample ID	Matrix	Instrument	Date Prepared	Date Analyzed	LCS/LCSD Batch Number
099-09-004-613	**Aqueous**	**GC/MS P**	**07/18/06**	**07/19/06**	**060717L05D**

Parameter	LCS %REC	LCSD %REC	%REC CL	RPD	RPD CL	Qualifiers
1,4-Dioxane	89	84	50-130	6	0-20	

RPD - Relative Percent Difference , CL - Control Limit

Calscience Environmental Laboratories, Inc.

Quality Control - LCS/LCS Duplicate

Tetra Tech, Inc.		Date Received:	N/A
348 West Hospitality Lane, Ste 100		Work Order No:	06-07-0603
San Bernardino, CA 92408-3216		Preparation:	EPA 3520B
		Method:	EPA 1625CM

Project: LMC Beaumont Site 1 / TC #18086-02

Quality Control Sample ID	Matrix	Instrument	Date Prepared	Date Analyzed	LCS/LCSD Batch Number
099-07-027-259	**Aqueous**	**GC/MS H**	**07/17/06**	**07/21/06**	**060717L09**

Parameter	LCS %REC	LCSD %REC	%REC CL	RPD	RPD CL	Qualifiers
N-Nitrosodimethylamine	53	59	50-130	12	0-20	

RPD - Relative Percent Difference , CL - Control Limit

Calscience Environmental Laboratories, Inc.

Quality Control - LCS/LCS Duplicate

ACCREDITED IN ACCORDANCE WITH nelac

Tetra Tech, Inc.
348 West Hospitality Lane, Ste 100
San Bernardino, CA 92408-3216

Date Received: N/A
Work Order No: 06-07-0603
Preparation: Extraction
Method: EPA 8330

Project: LMC Beaumont Site 1 / TC #18086-02

Quality Control Sample ID	Matrix	Instrument	Date Prepared	Date Analyzed	LCS/LCSD Batch Number
099-10-032-45	**Aqueous**	**HPLC 7**	**07/17/06**	**07/21/06**	**060717L04**

Parameter	LCS %REC	LCSD %REC	%REC CL	RPD	RPD CL	Qualifiers
4-Amino-2,6-DNT	66	65	40-160	2	0-20	
2-Amino-4,6-DNT	75	78	40-160	4	0-20	
1,3-Dinitrobenzene	73	75	40-160	2	0-20	
2,4-Dinitrotoluene	78	86	40-160	10	0-20	
2,6-Dinitrotoluene	76	80	40-160	5	0-20	
HMX	82	81	40-160	1	0-20	
Nitrobenzene	73	72	40-160	2	0-20	
2-Nitrotoluene	78	75	40-160	4	0-20	
3-Nitrotoluene	69	71	40-160	3	0-20	
4-Nitrotoluene	80	75	40-160	7	0-20	
RDX	83	83	40-160	1	0-20	
Tetryl	117	126	40-160	8	0-20	
1,3,5-Trinitrobenzene	83	88	40-160	6	0-20	
2,4,6-Trinitrotoluene	81	90	40-160	11	0-20	

RPD - Relative Percent Difference , CL - Control Limit

Calscience Environmental Laboratories, Inc.

Quality Control - LCS/LCS Duplicate

Tetra Tech, Inc.
348 West Hospitality Lane, Ste 100
San Bernardino, CA 92408-3216

Date Received: N/A
Work Order No: 06-07-0603
Preparation: EPA 5030B
Method: EPA 8260B

Project: LMC Beaumont Site 1 / TC #18086-02

Quality Control Sample ID	Matrix	Instrument	Date Prepared	Date Analyzed	LCS/LCSD Batch Number
099-10-006-18,522	**Aqueous**	**GC/MS U**	**07/15/06**	**07/15/06**	**060715L01**

Parameter	LCS %REC	LCSD %REC	%REC CL	RPD	RPD CL	Qualifiers
Benzene	106	104	84-120	2	0-8	
Carbon Tetrachloride	106	101	63-147	4	0-10	
Chlorobenzene	104	101	89-119	3	0-7	
1,2-Dichlorobenzene	103	103	89-119	0	0-9	
1,1-Dichloroethene	100	96	77-125	5	0-16	
Toluene	111	110	83-125	1	0-9	
Trichloroethene	98	98	89-119	1	0-8	
Vinyl Chloride	92	89	63-135	3	0-13	
Methyl-t-Butyl Ether (MTBE)	101	102	82-118	0	0-13	
Tert-Butyl Alcohol (TBA)	92	92	46-154	1	0-32	
Diisopropyl Ether (DIPE)	108	106	81-123	1	0-11	
Ethyl-t-Butyl Ether (ETBE)	102	103	74-122	1	0-12	
Tert-Amyl-Methyl Ether (TAME)	104	106	76-124	1	0-10	
Ethanol	98	96	60-138	2	0-32	

RPD - Relative Percent Difference , CL - Control Limit

Calscience Environmental Laboratories, Inc.

Quality Control - LCS/LCS Duplicate

Tetra Tech, Inc.		Date Received:	N/A
348 West Hospitality Lane, Ste 100		Work Order No:	06-07-0603
San Bernardino, CA 92408-3216		Preparation:	EPA 5030B
		Method:	SRL 524M-TCP

Project: LMC Beaumont Site 1 / TC #18086-02

Quality Control Sample ID	Matrix	Instrument	Date Prepared	Date Analyzed	LCS/LCSD Batch Number
099-10-022-251	**Aqueous**	**GC/MS M**	**07/14/06**	**07/14/06**	**060714L01**

Parameter	LCS %REC	LCSD %REC	%REC CL	RPD	RPD CL	Qualifiers
1,2,3-Trichloropropane	89	94	80-120	5	0-20	
1,4-Dioxane	95	94	80-120	1	0-20	

RPD - Relative Percent Difference , CL - Control Limit

Calscience Environmental Laboratories, Inc.

Quality Control - LCS/LCS Duplicate

Tetra Tech, Inc.
348 West Hospitality Lane, Ste 100
San Bernardino, CA 92408-3216

Date Received: N/A
Work Order No: 06-07-0603

Project: LMC Beaumont Site 1 / TC #18086-02

Matrix: Aqueous

Parameter	Method	Quality Control Sample ID	Date Extracted	Date Analyzed	LCS % REC	LCSD % REC	%REC CL	RPD	RPD CL	Qual
Chromium, Hexavalent	EPA 218.6	099-05-124-500	N/A	07/13/06	100	101	95-107	1	0-20	
Perchlorate	EPA 314.0	099-05-203-431	N/A	07/20/06	108	101	85-115	7	0-15	

RPD - Relative Percent Difference , CL - Control Limit

Calscience Environmental Laboratories, Inc.

Glossary of Terms and Qualifiers

Work Order Number: 06-07-0603

Qualifier	Definition
*	See applicable analysis comment.
1	Surrogate compound recovery was out of control due to a required sample dilution, therefore, the sample data was reported without further clarification.
2	Surrogate compound recovery was out of control due to matrix interference. The associated method blank surrogate spike compound was in control and, therefore, the sample data was reported without further clarification.
3	Recovery of the Matrix Spike or Matrix Spike Duplicate compound was out of control due to matrix interference. The associated LCS and/or LCSD was in control and, therefore, the sample data was reported without further clarification.
4	The MS/MSD RPD was out of control due to matrix interference. The LCS/LCSD RPD was in control and, therefore, the sample data was reported without further clarification.
5	The PDS/PDSD associated with this batch of samples was out of control due to a matrix interference effect. The associated batch LCS/LCSD was in control and, hence, the associated sample data was reported with no further corrective action required.
A	Result is the average of all dilutions, as defined by the method.
B	Analyte was present in the associated method blank.
C	Analyte presence was not confirmed on primary column.
E	Concentration exceeds the calibration range.
H	Sample received and/or analyzed past the recommended holding time.
J	Analyte was detected at a concentration below the reporting limit and above the laboratory method detection limit. Reported value is estimated.
N	Nontarget Analyte.
ND	Parameter not detected at the indicated reporting limit.
Q	Spike recovery and RPD control limits do not apply resulting from the parameter concentration in the sample exceeding the spike concentration by a factor of four or greater.
U	Undetected at the laboratory method detection limit.
X	% Recovery and/or RPD out-of-range.
Z	Analyte presence was not confirmed by second column or GC/MS analysis.

0603

CHAIN OF CUSTODY RECORD

TETRA TECH, INC.
348 W. Hospitality Lane, Suite 100
San Bernardino, California 92408
Telephone: (909) 381-1674
FAX: (909) 889-1391

SHIP TO: Calscience (via courier)

DATE 07/13/2006 PAGE 1 OF 1

CLIENT: Tetra Tech
PROJECT NAME: LMC Beaumont Site 1
PROJECT MANAGER: Brenda Meyer
TC #: 18086-02
SAMPLERS (Signatures)

PARAMETERS

LINE ITEM	SAMPLE NO.	DATE	TIME	TIC VOCs + Search (SW 8260B)	Perchlorate (314.0)	1,4-Dioxane (SW 8270C-M)	8270 TIC Search	RDX (8330)	NDMA (1625C-M)	1,2,3-TCP (SRL 524 M)	Total As, Be, Cd, Pb (6010B)	Dissolved As, Be, Cd, Pb (6010B)	Hex chrome (218.6)	FILTERED/UNFILTERED	MATRIX TYPE	CONTAINER TYPE	NUMBER OF CONTAINERS	PRESERVATIVE
1.	LTB - 071306	07/13/2006	0700	X										UN	W	G	2	HCl
2.	LEB-071306-GP		0715	X	X	X	X	X	X	X	X	X	X	UF		G/P	12	HCl
3.	MW-28		0850	X	X	X								UN			5	Trizma 3
4.	MW-26		1055	X	X	X								UN			5	
5.	MW-61B		1226	X	X	X	X	X	X	X	X	X	X	UF			12	
6.	MW-161B		1236	X	X	X	X	X	X	X	X	X	X	UF			12	
7.	EW-13	↓	1403	X	X	X								UN	↓	↓	5	↓
8.																		
9.																		
10.																		

TURN-AROUND TIME: Standard

OBSERVATIONS/COMMENTS: Report All Data to the MDL

FILTERING:
☐ FILTERED ☐ UNFILTERED

MATRIX TYPE:
S - Soil
M - Sediment
W - Water

CONTAINER TYPE:
G - Glass Bottle/Jar
SS - Stainless Steel Sleeve
SB - Brass Sleeve
P - Plastic Bottle/Jar

PRESERVATIVES: (Water Only)
HCL
NR (None required)
NaOH
H_2SO_4

RELINQUISHED BY	SIGNATURE	COMPANY	DATE	TIME
David Bertolacci		TETRA TECH, INC.	07/13/2006	1555
RECEIVED BY: Leovigildo Macias		CEL	7/13/06	1706
RELINQUISHED BY: Leovigildo Macias		CEL	7/13/06	1900
RECEIVED BY: Shen Fong	Shen Fong	CEL	7.13.06	1900

TOTAL NUMBER OF CONTAINERS ON THIS CHAIN OF CUSTODY: 53

METHOD OF SHIPMENT/SHIPMENT NO.: courier

Special Shipping/Handling/Storage Requirements:

DISTRIBUTION: White and Pink = Tetra Tech, Inc. Canary = Laboratory

X:\GIS\ATT-MISC\COCR.CDR

Calscience Environmental Laboratories, Inc.

WORK ORDER #: 06 - 07 - 0603

Cooler 1 of 1

SAMPLE RECEIPT FORM

CLIENT: Tetra Tech **DATE:** 7-13-06

TEMPERATURE – SAMPLES RECEIVED BY:

CALSCIENCE COURIER:

_____ Chilled, cooler with temperature blank provided.
_____ Chilled, cooler without temperature blank.
__V__ Chilled and placed in cooler with wet ice.
_____ Ambient and placed in cooler with wet ice.
_____ Ambient temperature.
3.4 °C Temperature blank.

LABORATORY (Other than Calscience Courier):

_____ °C Temperature blank.
_____ °C IR thermometer.
_____ Ambient temperature.

Initial: LM

CUSTODY SEAL INTACT:

Sample(s): _____ Cooler: _____ No (Not Intact) : _____ Not Applicable (N/A): V

Initial: LM

SAMPLE CONDITION:

	Yes	No	N/A
Chain-Of-Custody document(s) received with samples	✓		
Sampler's name indicated on COC	✓		
Sample container label(s) consistent with custody papers	✓		
Sample container(s) intact and good condition	✓		
Correct containers and volume for analyses requested	✓		
Proper preservation noted on sample label(s)	✓		
VOA vial(s) free of headspace.	✓		
Tedlar bag(s) free of condensation			✓

Initial: LM

COMMENTS:

Calscience
Environmental
Laboratories, Inc.

July 28, 2006

Brenda Meyer
Tetra Tech, Inc.
348 West Hospitality Lane, Ste 100
San Bernardino, CA 92408-3216

Subject: **Calscience Work Order No.: 06-07-0792**
Client Reference: LMC Beaumont Site 1 / TC #18086-02

Dear Client:

Enclosed is an analytical report for the above-referenced project. The samples included in this report were received 7/18/2006 and analyzed in accordance with the attached chain-of-custody.

Unless otherwise noted, all analytical testing was accomplished in accordance with the guidelines established in our Quality Systems Manual, applicable standard operating procedures, and other related documentation. The original report of any subcontracted analysis is provided herein, and follows the standard Calscience data package. The results in this analytical report are limited to the samples tested and any reproduction thereof must be made in its entirety.

If you have any questions regarding this report, please do not hesitate to contact the undersigned.

Sincerely,

Calscience Environmental
Laboratories, Inc.
Jason Torres
Project Manager

Calscience Environmental Laboratories, Inc.

Analytical Report

Tetra Tech, Inc.		Date Received:	07/18/06
348 West Hospitality Lane, Ste 100		Work Order No:	06-07-0792
San Bernardino, CA 92408-3216		Preparation:	EPA 3520B
		Method:	EPA 8270C(M) Isotope Dilution

Project: LMC Beaumont Site 1 / TC #18086-02

Client Sample Number	Lab Sample Number	Date Collected	Matrix	Date Prepared	Date Analyzed	QC Batch ID
LEB-071706-GP	**06-07-0792-2**	**07/17/06**	**Aqueous**	**07/19/06**	**07/26/06**	**060719L07D**

Comment(s): -Results were evaluated to the MDL, concentrations >= to the MDL but < RL, if found, are qualified with a "J" flag.

Parameter	Result	RL	MDL	DF	Qual	Units
1,4-Dioxane	ND	2.0	0.40	1		ug/L
Surrogates:	**REC (%)**	**Control Limits**			**Qual**	
Nitrobenzene-d5	88	56-123				

Client Sample Number	Lab Sample Number	Date Collected	Matrix	Date Prepared	Date Analyzed	QC Batch ID
MW-61A	**06-07-0792-3**	**07/17/06**	**Aqueous**	**07/19/06**	**07/27/06**	**060719L07D**

Parameter	Result	RL	MDL	DF	Qual	Units
1,4-Dioxane	34	2	0.40	1		ug/L
Surrogates:	**REC (%)**	**Control Limits**			**Qual**	
Nitrobenzene-d5	87	56-123				

Client Sample Number	Lab Sample Number	Date Collected	Matrix	Date Prepared	Date Analyzed	QC Batch ID
Method Blank	**099-09-004-614**	**N/A**	**Aqueous**	**07/19/06**	**07/22/06**	**060719L07D**

Comment(s): -Results were evaluated to the MDL, concentrations >= to the MDL but < RL, if found, are qualified with a "J" flag.

Parameter	Result	RL	MDL	DF	Qual	Units
1,4-Dioxane	ND	2.0	0.40	1		ug/L
Surrogates:	**REC (%)**	**Control Limits**			**Qual**	
Nitrobenzene-d5	81	56-123				

RL - Reporting Limit , DF - Dilution Factor , Qual - Qualifiers

Calscience Environmental Laboratories, Inc.

Analytical Report

Tetra Tech, Inc.
348 West Hospitality Lane, Ste 100
San Bernardino, CA 92408-3216

Date Received:	07/18/06
Work Order No:	06-07-0792
Preparation:	EPA 5030B
Method:	EPA 8260B
Units:	ug/L

Project: LMC Beaumont Site 1 / TC #18086-02

Client Sample Number	Lab Sample Number	Date Collected	Matrix	Date Prepared	Date Analyzed	QC Batch ID
LTB-071706	**06-07-0792-1**	**07/17/06**	**Aqueous**	**07/18/06**	**07/18/06**	**060718L01**

Comment(s): -Results were evaluated to the MDL, concentrations >= to the MDL but < RL, if found, are qualified with a "J" flag.

Parameter	Result	RL	MDL	DF	Qual	Parameter	Result	RL	MDL	DF	Qual
Acetone	ND	10	6.1	1		1,3-Dichloropropane	ND	1.0	0.30	1	
Benzene	ND	0.50	0.26	1		2,2-Dichloropropane	ND	1.0	0.40	1	
Bromobenzene	ND	1.0	0.47	1		1,1-Dichloropropene	ND	1.0	0.21	1	
Bromochloromethane	ND	1.0	0.68	1		c-1,3-Dichloropropene	ND	0.50	0.45	1	
Bromodichloromethane	ND	1.0	0.27	1		t-1,3-Dichloropropene	ND	0.50	0.31	1	
Bromoform	ND	1.0	0.62	1		Ethylbenzene	ND	1.0	0.17	1	
Bromomethane	ND	10	2.9	1		2-Hexanone	ND	10	1.9	1	
2-Butanone	ND	10	4.2	1		Isopropylbenzene	ND	1.0	0.24	1	
n-Butylbenzene	ND	1.0	0.29	1		p-Isopropyltoluene	ND	1.0	0.21	1	
sec-Butylbenzene	ND	1.0	0.21	1		Methylene Chloride	10	10	2.6	1	J,B
tert-Butylbenzene	ND	1.0	0.17	1		4-Methyl-2-Pentanone	ND	10	2.4	1	
Carbon Disulfide	ND	10	1.0	1		Naphthalene	ND	10	0.95	1	
Carbon Tetrachloride	ND	0.50	0.42	1		n-Propylbenzene	ND	1.0	0.30	1	
Chlorobenzene	ND	1.0	0.36	1		Styrene	ND	1.0	0.29	1	
Chloroethane	ND	1.0	0.52	1		1,1,1,2-Tetrachloroethane	ND	1.0	0.37	1	
Chloroform	ND	1.0	0.22	1		1,1,2,2-Tetrachloroethane	ND	1.0	0.37	1	
Chloromethane	ND	10	1.8	1		Tetrachloroethene	ND	1.0	0.29	1	
2-Chlorotoluene	ND	1.0	0.24	1		Toluene	ND	1.0	0.35	1	
4-Chlorotoluene	ND	1.0	0.30	1		1,2,3-Trichlorobenzene	ND	1.0	0.39	1	
Dibromochloromethane	ND	1.0	0.45	1		1,2,4-Trichlorobenzene	ND	1.0	0.35	1	
1,2-Dibromo-3-Chloropropane	ND	5.0	2.5	1		1,1,1-Trichloroethane	ND	1.0	0.32	1	
1,2-Dibromoethane	ND	1.0	0.81	1		1,1,2-Trichloro-1,2,2-Trifluoroethane	ND	10	0.54	1	
Dibromomethane	ND	1.0	0.42	1		1,1,2-Trichloroethane	ND	1.0	0.54	1	
1,2-Dichlorobenzene	ND	1.0	0.24	1		Trichloroethene	ND	1.0	0.30	1	
1,3-Dichlorobenzene	ND	1.0	0.38	1		Trichlorofluoromethane	ND	10	0.36	1	
1,4-Dichlorobenzene	ND	1.0	0.30	1		1,2,3-Trichloropropane	ND	5.0	2.3	1	
Dichlorodifluoromethane	ND	1.0	0.27	1		1,2,4-Trimethylbenzene	ND	1.0	0.26	1	
1,1-Dichloroethane	ND	1.0	0.53	1		1,3,5-Trimethylbenzene	ND	1.0	0.19	1	
1,2-Dichloroethane	ND	0.50	0.22	1		Vinyl Acetate	ND	10	3.2	1	
1,1-Dichloroethene	ND	1.0	0.31	1		Vinyl Chloride	ND	0.50	0.33	1	
c-1,2-Dichloroethene	ND	1.0	0.35	1		p/m-Xylene	ND	1.0	0.38	1	
t-1,2-Dichloroethene	ND	1.0	0.29	1		o-Xylene	ND	1.0	0.21	1	
1,2-Dichloropropane	ND	1.0	0.28	1		Methyl-t-Butyl Ether (MTBE)	ND	1.0	0.29	1	

Surrogates:	REC (%)	Control Limits	Qual	Surrogates:	REC (%)	Control Limits	Qual
Dibromofluoromethane	133	74-140		1,2-Dichloroethane-d4	141	74-146	
Toluene-d8	102	88-112		1,4-Bromofluorobenzene	81	74-110	

RL - Reporting Limit , DF - Dilution Factor , Qual - Qualifiers

Calscience Environmental Laboratories, Inc.

Analytical Report

Tetra Tech, Inc.	Date Received:	07/18/06
348 West Hospitality Lane, Ste 100	Work Order No:	06-07-0792
San Bernardino, CA 92408-3216	Preparation:	EPA 5030B
	Method:	EPA 8260B
	Units:	ug/L
Project: LMC Beaumont Site 1 / TC #18086-02		Page 2 of 5

Client Sample Number	Lab Sample Number	Date Collected	Matrix	Date Prepared	Date Analyzed	QC Batch ID
LEB-071706-GP	**06-07-0792-2**	**07/17/06**	**Aqueous**	**07/18/06**	**07/18/06**	**060718L01**

Comment(s): -Results were evaluated to the MDL, concentrations >= to the MDL but < RL, if found, are qualified with a "J" flag.

Parameter	Result	RL	MDL	DF	Qual	Parameter	Result	RL	MDL	DF	Qual
Acetone	7.5	10.0	6.1	1	J	1,3-Dichloropropane	ND	1.0	0.30	1	
Benzene	ND	0.50	0.26	1		2,2-Dichloropropane	ND	1.0	0.40	1	
Bromobenzene	ND	1.0	0.47	1		1,1-Dichloropropene	ND	1.0	0.21	1	
Bromochloromethane	ND	1.0	0.68	1		c-1,3-Dichloropropene	ND	0.50	0.45	1	
Bromodichloromethane	ND	1.0	0.27	1		t-1,3-Dichloropropene	ND	0.50	0.31	1	
Bromoform	ND	1.0	0.62	1		Ethylbenzene	ND	1.0	0.17	1	
Bromomethane	ND	10	2.9	1		2-Hexanone	ND	10	1.9	1	
2-Butanone	ND	10	4.2	1		Isopropylbenzene	ND	1.0	0.24	1	
n-Butylbenzene	ND	1.0	0.29	1		p-Isopropyltoluene	ND	1.0	0.21	1	
sec-Butylbenzene	ND	1.0	0.21	1		Methylene Chloride	6.7	10.0	2.6	1	J,B
tert-Butylbenzene	ND	1.0	0.17	1		4-Methyl-2-Pentanone	ND	10	2.4	1	
Carbon Disulfide	ND	10	1.0	1		Naphthalene	ND	10	0.95	1	
Carbon Tetrachloride	ND	0.50	0.42	1		n-Propylbenzene	ND	1.0	0.30	1	
Chlorobenzene	ND	1.0	0.36	1		Styrene	ND	1.0	0.29	1	
Chloroethane	ND	1.0	0.52	1		1,1,1,2-Tetrachloroethane	ND	1.0	0.37	1	
Chloroform	0.32	1.0	0.22	1	J	1,1,2,2-Tetrachloroethane	ND	1.0	0.37	1	
Chloromethane	ND	10	1.8	1		Tetrachloroethene	ND	1.0	0.29	1	
2-Chlorotoluene	ND	1.0	0.24	1		Toluene	ND	1.0	0.35	1	
4-Chlorotoluene	ND	1.0	0.30	1		1,2,3-Trichlorobenzene	ND	1.0	0.39	1	
Dibromochloromethane	ND	1.0	0.45	1		1,2,4-Trichlorobenzene	ND	1.0	0.35	1	
1,2-Dibromo-3-Chloropropane	ND	5.0	2.5	1		1,1,1-Trichloroethane	ND	1.0	0.32	1	
1,2-Dibromoethane	ND	1.0	0.81	1		1,1,2-Trichloro-1,2,2-Trifluoroethane	ND	10	0.54	1	
Dibromomethane	ND	1.0	0.42	1		1,1,2-Trichloroethane	ND	1.0	0.54	1	
1,2-Dichlorobenzene	ND	1.0	0.24	1		Trichloroethene	9.7	1.0	0.30	1	
1,3-Dichlorobenzene	ND	1.0	0.38	1		Trichlorofluoromethane	ND	10	0.36	1	
1,4-Dichlorobenzene	ND	1.0	0.30	1		1,2,3-Trichloropropane	ND	5.0	2.3	1	
Dichlorodifluoromethane	ND	1.0	0.27	1		1,2,4-Trimethylbenzene	ND	1.0	0.26	1	
1,1-Dichloroethane	ND	1.0	0.53	1		1,3,5-Trimethylbenzene	ND	1.0	0.19	1	
1,2-Dichloroethane	ND	0.50	0.22	1		Vinyl Acetate	ND	10	3.2	1	
1,1-Dichloroethene	14	1	0.31	1		Vinyl Chloride	ND	0.50	0.33	1	
c-1,2-Dichloroethene	ND	1.0	0.35	1		p/m-Xylene	ND	1.0	0.38	1	
t-1,2-Dichloroethene	ND	1.0	0.29	1		o-Xylene	ND	1.0	0.21	1	
1,2-Dichloropropane	ND	1.0	0.28	1		Methyl-t-Butyl Ether (MTBE)	ND	1.0	0.29	1	

Surrogates:	REC (%)	Control Limits	Qual	Surrogates:	REC (%)	Control Limits	Qual
Dibromofluoromethane	132	74-140		1,2-Dichloroethane-d4	137	74-146	
Toluene-d8	104	88-112		1,4-Bromofluorobenzene	82	74-110	

RL - Reporting Limit , DF - Dilution Factor , Qual - Qualifiers

Calscience Environmental Laboratories, Inc.

Analytical Report

Tetra Tech, Inc.	Date Received:	07/18/06
348 West Hospitality Lane, Ste 100	Work Order No:	06-07-0792
San Bernardino, CA 92408-3216	Preparation:	EPA 5030B
	Method:	EPA 8260B
	Units:	ug/L
Project: LMC Beaumont Site 1 / TC #18086-02		Page 3 of 5

Client Sample Number	Lab Sample Number	Date Collected	Matrix	Date Prepared	Date Analyzed	QC Batch ID
MW-61A	**06-07-0792-3**	**07/17/06**	**Aqueous**	**07/18/06**	**07/18/06**	**060718L01**

Comment(s): -Results were evaluated to the MDL, concentrations >= to the MDL but < RL, if found, are qualified with a "J" flag.

Parameter	Result	RL	MDL	DF	Qual	Parameter	Result	RL	MDL	DF	Qual
Acetone	29	10	6.1	1		1,3-Dichloropropane	ND	1.0	0.30	1	
Benzene	0.29	0.50	0.26	1	J	2,2-Dichloropropane	ND	1.0	0.40	1	
Bromobenzene	ND	1.0	0.47	1		1,1-Dichloropropene	ND	1.0	0.21	1	
Bromochloromethane	ND	1.0	0.68	1		c-1,3-Dichloropropene	ND	0.50	0.45	1	
Bromodichloromethane	ND	1.0	0.27	1		t-1,3-Dichloropropene	ND	0.50	0.31	1	
Bromoform	ND	1.0	0.62	1		Ethylbenzene	ND	1.0	0.17	1	
Bromomethane	ND	10	2.9	1		2-Hexanone	ND	10	1.9	1	
2-Butanone	ND	10	4.2	1		Isopropylbenzene	ND	1.0	0.24	1	
n-Butylbenzene	ND	1.0	0.29	1		p-Isopropyltoluene	ND	1.0	0.21	1	
sec-Butylbenzene	ND	1.0	0.21	1		Methylene Chloride	7.1	10.0	2.6	1	J,B
tert-Butylbenzene	ND	1.0	0.17	1		4-Methyl-2-Pentanone	ND	10	2.4	1	
Carbon Disulfide	ND	10	1.0	1		Naphthalene	ND	10	0.95	1	
Carbon Tetrachloride	ND	0.50	0.42	1		n-Propylbenzene	ND	1.0	0.30	1	
Chlorobenzene	ND	1.0	0.36	1		Styrene	ND	1.0	0.29	1	
Chloroethane	ND	1.0	0.52	1		1,1,1,2-Tetrachloroethane	ND	1.0	0.37	1	
Chloroform	3.0	1.0	0.22	1		1,1,2,2-Tetrachloroethane	ND	1.0	0.37	1	
Chloromethane	ND	10	1.8	1		Tetrachloroethene	ND	1.0	0.29	1	
2-Chlorotoluene	ND	1.0	0.24	1		Toluene	1.6	1.0	0.35	1	
4-Chlorotoluene	ND	1.0	0.30	1		1,2,3-Trichlorobenzene	ND	1.0	0.39	1	
Dibromochloromethane	ND	1.0	0.45	1		1,2,4-Trichlorobenzene	ND	1.0	0.35	1	
1,2-Dibromo-3-Chloropropane	ND	5.0	2.5	1		1,1,1-Trichloroethane	0.69	1.0	0.32	1	J
1,2-Dibromoethane	ND	1.0	0.81	1		1,1,2-Trichloro-1,2,2-Trifluoroethane	ND	10	0.54	1	
Dibromomethane	ND	1.0	0.42	1		1,1,2-Trichloroethane	0.80	1.0	0.54	1	J
1,2-Dichlorobenzene	ND	1.0	0.24	1		Trichloroethene	71	1	0.30	1	
1,3-Dichlorobenzene	ND	1.0	0.38	1		Trichlorofluoromethane	ND	10	0.36	1	
1,4-Dichlorobenzene	ND	1.0	0.30	1		1,2,3-Trichloropropane	ND	5.0	2.3	1	
Dichlorodifluoromethane	ND	1.0	0.27	1		1,2,4-Trimethylbenzene	ND	1.0	0.26	1	
1,1-Dichloroethane	7.5	1.0	0.53	1		1,3,5-Trimethylbenzene	ND	1.0	0.19	1	
1,2-Dichloroethane	4.9	0.5	0.22	1		Vinyl Acetate	ND	10	3.2	1	
1,1-Dichloroethene	320	5	0.31	5		Vinyl Chloride	ND	0.50	0.33	1	
c-1,2-Dichloroethene	2.4	1.0	0.35	1		p/m-Xylene	ND	1.0	0.38	1	
t-1,2-Dichloroethene	ND	1.0	0.29	1		o-Xylene	ND	1.0	0.21	1	
1,2-Dichloropropane	ND	1.0	0.28	1		Methyl-t-Butyl Ether (MTBE)	ND	1.0	0.29	1	

Surrogates:	REC (%)	Control Limits	Qual	Surrogates:	REC (%)	Control Limits	Qual
Dibromofluoromethane	133	74-140		1,2-Dichloroethane-d4	137	74-146	
Toluene-d8	104	88-112		1,4-Bromofluorobenzene	81	74-110	

RL - Reporting Limit , DF - Dilution Factor , Qual - Qualifiers

Calscience Environmental Laboratories, Inc.

Analytical Report

Tetra Tech, Inc.	Date Received:	07/18/06
348 West Hospitality Lane, Ste 100	Work Order No:	06-07-0792
San Bernardino, CA 92408-3216	Preparation:	EPA 5030B
	Method:	EPA 8260B
	Units:	ug/L
Project: LMC Beaumont Site 1 / TC #18086-02		Page 4 of 5

Client Sample Number	Lab Sample Number	Date Collected	Matrix	Date Prepared	Date Analyzed	QC Batch ID
Method Blank	**099-10-006-18,548**	**N/A**	**Aqueous**	**07/18/06**	**07/18/06**	**060718L01**

Comment(s): -Results were evaluated to the MDL, concentrations >= to the MDL but < RL, if found, are qualified with a "J" flag.

Parameter	Result	RL	MDL	DF	Qual	Parameter	Result	RL	MDL	DF	Qual
Acetone	ND	10	6.1	1		1,3-Dichloropropane	ND	1.0	0.30	1	
Benzene	ND	0.50	0.26	1		2,2-Dichloropropane	ND	1.0	0.40	1	
Bromobenzene	ND	1.0	0.47	1		1,1-Dichloropropene	ND	1.0	0.21	1	
Bromochloromethane	ND	1.0	0.68	1		c-1,3-Dichloropropene	ND	0.50	0.45	1	
Bromodichloromethane	ND	1.0	0.27	1		t-1,3-Dichloropropene	ND	0.50	0.31	1	
Bromoform	ND	1.0	0.62	1		Ethylbenzene	ND	1.0	0.17	1	
Bromomethane	ND	10	2.9	1		2-Hexanone	ND	10	1.9	1	
2-Butanone	ND	10	4.2	1		Isopropylbenzene	ND	1.0	0.24	1	
n-Butylbenzene	ND	1.0	0.29	1		p-Isopropyltoluene	ND	1.0	0.21	1	
sec-Butylbenzene	ND	1.0	0.21	1		Methylene Chloride	6.9	10.0	2.6	1	J
tert-Butylbenzene	ND	1.0	0.17	1		4-Methyl-2-Pentanone	ND	10	2.4	1	
Carbon Disulfide	ND	10	1.0	1		Naphthalene	ND	10	0.95	1	
Carbon Tetrachloride	ND	0.50	0.42	1		n-Propylbenzene	ND	1.0	0.30	1	
Chlorobenzene	ND	1.0	0.36	1		Styrene	ND	1.0	0.29	1	
Chloroethane	ND	1.0	0.52	1		1,1,1,2-Tetrachloroethane	ND	1.0	0.37	1	
Chloroform	ND	1.0	0.22	1		1,1,2,2-Tetrachloroethane	ND	1.0	0.37	1	
Chloromethane	ND	10	1.8	1		Tetrachloroethene	ND	1.0	0.29	1	
2-Chlorotoluene	ND	1.0	0.24	1		Toluene	ND	1.0	0.35	1	
4-Chlorotoluene	ND	1.0	0.30	1		1,2,3-Trichlorobenzene	ND	1.0	0.39	1	
Dibromochloromethane	ND	1.0	0.45	1		1,2,4-Trichlorobenzene	ND	1.0	0.35	1	
1,2-Dibromo-3-Chloropropane	ND	5.0	2.5	1		1,1,1-Trichloroethane	ND	1.0	0.32	1	
1,2-Dibromoethane	ND	1.0	0.81	1		1,1,2-Trichloro-1,2,2-Trifluoroethane	ND	10	0.54	1	
Dibromomethane	ND	1.0	0.42	1		1,1,2-Trichloroethane	ND	1.0	0.54	1	
1,2-Dichlorobenzene	ND	1.0	0.24	1		Trichloroethene	ND	1.0	0.30	1	
1,3-Dichlorobenzene	ND	1.0	0.38	1		Trichlorofluoromethane	ND	10	0.36	1	
1,4-Dichlorobenzene	ND	1.0	0.30	1		1,2,3-Trichloropropane	ND	5.0	2.3	1	
Dichlorodifluoromethane	ND	1.0	0.27	1		1,2,4-Trimethylbenzene	ND	1.0	0.26	1	
1,1-Dichloroethane	ND	1.0	0.53	1		1,3,5-Trimethylbenzene	ND	1.0	0.19	1	
1,2-Dichloroethane	ND	0.50	0.22	1		Vinyl Acetate	ND	10	3.2	1	
1,1-Dichloroethene	ND	1.0	0.31	1		Vinyl Chloride	ND	0.50	0.33	1	
c-1,2-Dichloroethene	ND	1.0	0.35	1		p/m-Xylene	ND	1.0	0.38	1	
t-1,2-Dichloroethene	ND	1.0	0.29	1		o-Xylene	ND	1.0	0.21	1	
1,2-Dichloropropane	ND	1.0	0.28	1		Methyl-t-Butyl Ether (MTBE)	ND	1.0	0.29	1	

Surrogates:	REC (%)	Control Limits	Qual	Surrogates:	REC (%)	Control Limits	Qual
Dibromofluoromethane	113	74-140		1,2-Dichloroethane-d4	114	74-146	
Toluene-d8	99	88-112		1,4-Bromofluorobenzene	85	74-110	

RL - Reporting Limit , DF - Dilution Factor , Qual - Qualifiers

Calscience Environmental Laboratories, Inc.

Analytical Report

Tetra Tech, Inc.	Date Received:	07/18/06
348 West Hospitality Lane, Ste 100	Work Order No:	06-07-0792
San Bernardino, CA 92408-3216	Preparation:	EPA 5030B
	Method:	EPA 8260B
	Units:	ug/L
Project: LMC Beaumont Site 1 / TC #18086-02		Page 5 of 5

Client Sample Number	Lab Sample Number	Date Collected	Matrix	Date Prepared	Date Analyzed	QC Batch ID
Method Blank	**099-10-006-18,563**	**N/A**	**Aqueous**	**07/19/06**	**07/19/06**	**060719L01**

Comment(s): -Results were evaluated to the MDL, concentrations >= to the MDL but < RL, if found, are qualified with a "J" flag.

Parameter	Result	RL	MDL	DF	Qual	Parameter	Result	RL	MDL	DF	Qual
Acetone	ND	10	6.1	1		1,3-Dichloropropane	ND	1.0	0.30	1	
Benzene	ND	0.50	0.26	1		2,2-Dichloropropane	ND	1.0	0.40	1	
Bromobenzene	ND	1.0	0.47	1		1,1-Dichloropropene	ND	1.0	0.21	1	
Bromochloromethane	ND	1.0	0.68	1		c-1,3-Dichloropropene	ND	0.50	0.45	1	
Bromodichloromethane	ND	1.0	0.27	1		t-1,3-Dichloropropene	ND	0.50	0.31	1	
Bromoform	ND	1.0	0.62	1		Ethylbenzene	ND	1.0	0.17	1	
Bromomethane	ND	10	2.9	1		2-Hexanone	ND	10	1.9	1	
2-Butanone	ND	10	4.2	1		Isopropylbenzene	ND	1.0	0.24	1	
n-Butylbenzene	ND	1.0	0.29	1		p-Isopropyltoluene	ND	1.0	0.21	1	
sec-Butylbenzene	ND	1.0	0.21	1		Methylene Chloride	9.5	10.0	2.6	1	J
tert-Butylbenzene	ND	1.0	0.17	1		4-Methyl-2-Pentanone	ND	10	2.4	1	
Carbon Disulfide	ND	10	1.0	1		Naphthalene	ND	10	0.95	1	
Carbon Tetrachloride	ND	0.50	0.42	1		n-Propylbenzene	ND	1.0	0.30	1	
Chlorobenzene	ND	1.0	0.36	1		Styrene	ND	1.0	0.29	1	
Chloroethane	ND	1.0	0.52	1		1,1,1,2-Tetrachloroethane	ND	1.0	0.37	1	
Chloroform	ND	1.0	0.22	1		1,1,2,2-Tetrachloroethane	ND	1.0	0.37	1	
Chloromethane	ND	10	1.8	1		Tetrachloroethene	ND	1.0	0.29	1	
2-Chlorotoluene	ND	1.0	0.24	1		Toluene	ND	1.0	0.35	1	
4-Chlorotoluene	ND	1.0	0.30	1		1,2,3-Trichlorobenzene	ND	1.0	0.39	1	
Dibromochloromethane	ND	1.0	0.45	1		1,2,4-Trichlorobenzene	ND	1.0	0.35	1	
1,2-Dibromo-3-Chloropropane	ND	5.0	2.5	1		1,1,1-Trichloroethane	ND	1.0	0.32	1	
1,2-Dibromoethane	ND	1.0	0.81	1		1,1,2-Trichloro-1,2,2-Trifluoroethane	ND	10	0.54	1	
Dibromomethane	ND	1.0	0.42	1		1,1,2-Trichloroethane	ND	1.0	0.54	1	
1,2-Dichlorobenzene	ND	1.0	0.24	1		Trichloroethene	ND	1.0	0.30	1	
1,3-Dichlorobenzene	ND	1.0	0.38	1		Trichlorofluoromethane	ND	10	0.36	1	
1,4-Dichlorobenzene	ND	1.0	0.30	1		1,2,3-Trichloropropane	ND	5.0	2.3	1	
Dichlorodifluoromethane	ND	1.0	0.27	1		1,2,4-Trimethylbenzene	ND	1.0	0.26	1	
1,1-Dichloroethane	ND	1.0	0.53	1		1,3,5-Trimethylbenzene	ND	1.0	0.19	1	
1,2-Dichloroethane	ND	0.50	0.22	1		Vinyl Acetate	ND	10	3.2	1	
1,1-Dichloroethene	ND	1.0	0.31	1		Vinyl Chloride	ND	0.50	0.33	1	
c-1,2-Dichloroethene	ND	1.0	0.35	1		p/m-Xylene	ND	1.0	0.38	1	
t-1,2-Dichloroethene	ND	1.0	0.29	1		o-Xylene	ND	1.0	0.21	1	
1,2-Dichloropropane	ND	1.0	0.28	1		Methyl-t-Butyl Ether (MTBE)	ND	1.0	0.29	1	

Surrogates:	REC (%)	Control Limits	Qual	Surrogates:	REC (%)	Control Limits	Qual
Dibromofluoromethane	110	74-140		1,2-Dichloroethane-d4	112	74-146	
Toluene-d8	99	88-112		1,4-Bromofluorobenzene	86	74-110	

RL - Reporting Limit , DF - Dilution Factor , Qual - Qualifiers

Calscience Environmental Laboratories, Inc.

EPA 8260B Tentatively Identified Compound List

Work Order	CEL Sample	Client ID	Q	Compound	CAS NUMBER	RT	On Column Conc. ug/L	Estimated Conc. ug/L
06-07-0792				No TICs found for all samples				

Q Qualifier
RT Retention Time

7440 Lincoln Way, Garden Grove, CA 92841-1432 • TEL: (714) 895-5494 • FAX: (714) 894-7501

Calscience Environmental Laboratories, Inc.

Analytical Report

Tetra Tech, Inc.
348 West Hospitality Lane, Ste 100
San Bernardino, CA 92408-3216

Date Received: 07/18/06
Work Order No: 06-07-0792

Project: LMC Beaumont Site 1 / TC #18086-02

Client Sample Number	Lab Sample Number	Date Collected	Matrix
LEB-071706-GP	**06-07-0792-2**	**07/17/06**	**Aqueous**

Comment(s): (1) Results were evaluated to the MDL, concentrations >= to the MDL but < RL, if found, are qualified with a "J" flag.

Parameter	Result	RL	MDL	DF	Qual	Units	Date Prepared	Date Analyzed	Method
Perchlorate (1)	ND	2.0	0.43	1		ug/L	N/A	07/21/06	EPA 314.0

MW-61A	**06-07-0792-3**	**07/17/06**	**Aqueous**

Parameter	Result	RL	MDL	DF	Qual	Units	Date Prepared	Date Analyzed	Method
Perchlorate	13000	1000	220	500		ug/L	N/A	07/21/06	EPA 314.0

Method Blank	**N/A**	**Aqueous**

Comment(s): (1) Results were evaluated to the MDL, concentrations >= to the MDL but < RL, if found, are qualified with a "J" flag.

Parameter	Result	RL	MDL	DF	Qual	Units	Date Prepared	Date Analyzed	Method
Perchlorate (1)	ND	2.0	0.43	1		ug/L	N/A	07/20/06	EPA 314.0

RL - Reporting Limit , DF - Dilution Factor , Qual - Qualifiers

Calscience Environmental Laboratories, Inc.

Quality Control - Spike/Spike Duplicate

Tetra Tech, Inc.
348 West Hospitality Lane, Ste 100
San Bernardino, CA 92408-3216

Date Received: 07/18/06
Work Order No: 06-07-0792
Preparation: EPA 5030B
Method: EPA 8260B

Project LMC Beaumont Site 1 / TC #18086-02

Quality Control Sample ID	Matrix	Instrument	Date Prepared	Date Analyzed	MS/MSD Batch Number
06-07-0760-1	**Aqueous**	**GC/MS U**	**07/18/06**	**07/18/06**	**060718S01**

Parameter	MS %REC	MSD %REC	%REC CL	RPD	RPD CL	Qualifiers
Benzene	107	106	88-118	1	0-7	
Carbon Tetrachloride	104	101	67-145	2	0-11	
Chlorobenzene	104	103	88-118	1	0-7	
1,2-Dichlorobenzene	107	106	86-116	0	0-8	
1,1-Dichloroethene	96	93	70-130	3	0-25	
Toluene	111	110	87-123	1	0-8	
Trichloroethene	100	100	79-127	1	0-10	
Vinyl Chloride	86	87	69-129	1	0-13	
Methyl-t-Butyl Ether (MTBE)	101	98	71-131	2	0-13	
Tert-Butyl Alcohol (TBA)	102	101	36-168	1	0-45	
Diisopropyl Ether (DIPE)	110	107	81-123	2	0-9	
Ethyl-t-Butyl Ether (ETBE)	106	105	72-126	1	0-12	
Tert-Amyl-Methyl Ether (TAME)	108	108	72-126	0	0-12	
Ethanol	100	102	53-149	2	0-31	

RPD - Relative Percent Difference , CL - Control Limit

Calscience Environmental Laboratories, Inc.

Quality Control - Spike/Spike Duplicate

Tetra Tech, Inc.
348 West Hospitality Lane, Ste 100
San Bernardino, CA 92408-3216

Date Received: 07/18/06
Work Order No: 06-07-0792
Preparation: EPA 5030B
Method: EPA 8260B

Project LMC Beaumont Site 1 / TC #18086-02

Quality Control Sample ID	Matrix	Instrument	Date Prepared	Date Analyzed	MS/MSD Batch Number
06-07-0808-1	**Aqueous**	**GC/MS U**	**07/19/06**	**07/19/06**	**060719S01**

Parameter	MS %REC	MSD %REC	%REC CL	RPD	RPD CL	Qualifiers
Benzene	111	110	88-118	1	0-7	
Carbon Tetrachloride	111	111	67-145	0	0-11	
Chlorobenzene	111	109	88-118	2	0-7	
1,2-Dichlorobenzene	107	108	86-116	1	0-8	
1,1-Dichloroethene	98	102	70-130	5	0-25	
Toluene	118	114	87-123	3	0-8	
Trichloroethene	104	103	79-127	1	0-10	
Vinyl Chloride	86	93	69-129	8	0-13	
Methyl-t-Butyl Ether (MTBE)	87	93	71-131	7	0-13	
Tert-Butyl Alcohol (TBA)	88	125	36-168	35	0-45	
Diisopropyl Ether (DIPE)	107	111	81-123	4	0-9	
Ethyl-t-Butyl Ether (ETBE)	94	103	72-126	8	0-12	
Tert-Amyl-Methyl Ether (TAME)	97	103	72-126	6	0-12	
Ethanol	90	103	53-149	13	0-31	

RPD - Relative Percent Difference , CL - Control Limit

Calscience Environmental Laboratories, Inc.

Quality Control - Spike/Spike Duplicate

Tetra Tech, Inc.
348 West Hospitality Lane, Ste 100
San Bernardino, CA 92408-3216

Date Received: N/A
Work Order No: 06-07-0792

Project: LMC Beaumont Site 1 / TC #18086-02

Matrix: Aqueous

Parameter	Method	Quality Control Sample ID	Date Analyzed	Date Extracted	MS% REC	MSD % REC	%REC CL	RPD	RPD CL	Qualifiers
Perchlorate	EPA 314.0	06-07-0810-1	07/21/06	N/A	106	103	80-120	3	0-15	

RPD - Relative Percent Difference , CL - Control Limit

Calscience Environmental Laboratories, Inc.

Quality Control - LCS/LCS Duplicate

Tetra Tech, Inc.
348 West Hospitality Lane, Ste 100
San Bernardino, CA 92408-3216

Date Received: N/A
Work Order No: 06-07-0792
Preparation: EPA 3520B
Method: EPA 8270C(M) Isotope Dilution

Project: LMC Beaumont Site 1 / TC #18086-02

Quality Control Sample ID	Matrix	Instrument	Date Prepared	Date Analyzed	LCS/LCSD Batch Number
099-09-004-614	**Aqueous**	**GC/MS P**	**07/19/06**	**07/22/06**	**060719L07D**

Parameter	LCS %REC	LCSD %REC	%REC CL	RPD	RPD CL	Qualifiers
1,4-Dioxane	87	89	50-130	2	0-20	

RPD - Relative Percent Difference , CL - Control Limit

Calscience Environmental Laboratories, Inc.

Quality Control - LCS/LCS Duplicate

Tetra Tech, Inc.
348 West Hospitality Lane, Ste 100
San Bernardino, CA 92408-3216

Date Received: N/A
Work Order No: 06-07-0792
Preparation: EPA 5030B
Method: EPA 8260B

Project: LMC Beaumont Site 1 / TC #18086-02

Quality Control Sample ID	Matrix	Instrument	Date Prepared	Date Analyzed	LCS/LCSD Batch Number
099-10-006-18,548	**Aqueous**	**GC/MS U**	**07/18/06**	**07/18/06**	**060718L01**

Parameter	LCS %REC	LCSD %REC	%REC CL	RPD	RPD CL	Qualifiers
Benzene	105	105	84-120	0	0-8	
Carbon Tetrachloride	106	103	63-147	3	0-10	
Chlorobenzene	104	104	89-119	1	0-7	
1,2-Dichlorobenzene	106	105	89-119	1	0-9	
1,1-Dichloroethene	100	96	77-125	4	0-16	
Toluene	112	111	83-125	0	0-9	
Trichloroethene	100	99	89-119	0	0-8	
Vinyl Chloride	92	88	63-135	4	0-13	
Methyl-t-Butyl Ether (MTBE)	102	91	82-118	12	0-13	
Tert-Butyl Alcohol (TBA)	95	87	46-154	9	0-32	
Diisopropyl Ether (DIPE)	106	105	81-123	1	0-11	
Ethyl-t-Butyl Ether (ETBE)	102	100	74-122	2	0-12	
Tert-Amyl-Methyl Ether (TAME)	103	101	76-124	2	0-10	
Ethanol	100	94	60-138	7	0-32	

RPD - Relative Percent Difference , CL - Control Limit

Calscience Environmental Laboratories, Inc.

Quality Control - LCS/LCS Duplicate

Tetra Tech, Inc.
348 West Hospitality Lane, Ste 100
San Bernardino, CA 92408-3216

Date Received: N/A
Work Order No: 06-07-0792
Preparation: EPA 5030B
Method: EPA 8260B

Project: LMC Beaumont Site 1 / TC #18086-02

Quality Control Sample ID	Matrix	Instrument	Date Prepared	Date Analyzed	LCS/LCSD Batch Number
099-10-006-18,563	**Aqueous**	**GC/MS U**	**07/19/06**	**07/19/06**	**060719L01**

Parameter	LCS %REC	LCSD %REC	%REC CL	RPD	RPD CL	Qualifiers
Benzene	109	109	84-120	0	0-8	
Carbon Tetrachloride	109	108	63-147	0	0-10	
Chlorobenzene	107	107	89-119	0	0-7	
1,2-Dichlorobenzene	108	110	89-119	1	0-9	
1,1-Dichloroethene	102	102	77-125	1	0-16	
Toluene	114	114	83-125	0	0-9	
Trichloroethene	103	103	89-119	1	0-8	
Vinyl Chloride	91	88	63-135	3	0-13	
Methyl-t-Butyl Ether (MTBE)	104	103	82-118	2	0-13	
Tert-Butyl Alcohol (TBA)	97	97	46-154	1	0-32	
Diisopropyl Ether (DIPE)	110	110	81-123	0	0-11	
Ethyl-t-Butyl Ether (ETBE)	105	109	74-122	3	0-12	
Tert-Amyl-Methyl Ether (TAME)	108	110	76-124	3	0-10	
Ethanol	101	93	60-138	8	0-32	

RPD - Relative Percent Difference , CL - Control Limit

Calscience Environmental Laboratories, Inc.

Quality Control - LCS/LCS Duplicate

Tetra Tech, Inc.
348 West Hospitality Lane, Ste 100
San Bernardino, CA 92408-3216

Date Received: N/A
Work Order No: 06-07-0792

Project: LMC Beaumont Site 1 / TC #18086-02

Matrix: Aqueous

Parameter	Method	Quality Control Sample ID	Date Extracted	Date Analyzed	LCS % REC	LCSD % REC	%REC CL	RPD	RPD CL	Qual
Perchlorate	EPA 314.0	099-05-203-432	N/A	07/20/06	99	98	85-115	1	0-15	

RPD - Relative Percent Difference , CL - Control Limit

Calscience Environmental Laboratories, Inc.

Glossary of Terms and Qualifiers

Work Order Number: 06-07-0792

Qualifier	Definition
*	See applicable analysis comment.
1	Surrogate compound recovery was out of control due to a required sample dilution, therefore, the sample data was reported without further clarification.
2	Surrogate compound recovery was out of control due to matrix interference. The associated method blank surrogate spike compound was in control and, therefore, the sample data was reported without further clarification.
3	Recovery of the Matrix Spike or Matrix Spike Duplicate compound was out of control due to matrix interference. The associated LCS and/or LCSD was in control and, therefore, the sample data was reported without further clarification.
4	The MS/MSD RPD was out of control due to matrix interference. The LCS/LCSD RPD was in control and, therefore, the sample data was reported without further clarification.
5	The PDS/PDSD associated with this batch of samples was out of control due to a matrix interference effect. The associated batch LCS/LCSD was in control and, hence, the associated sample data was reported with no further corrective action required.
A	Result is the average of all dilutions, as defined by the method.
B	Analyte was present in the associated method blank.
C	Analyte presence was not confirmed on primary column.
E	Concentration exceeds the calibration range.
H	Sample received and/or analyzed past the recommended holding time.
J	Analyte was detected at a concentration below the reporting limit and above the laboratory method detection limit. Reported value is estimated.
N	Nontarget Analyte.
ND	Parameter not detected at the indicated reporting limit.
Q	Spike recovery and RPD control limits do not apply resulting from the parameter concentration in the sample exceeding the spike concentration by a factor of four or greater.
U	Undetected at the laboratory method detection limit.
X	% Recovery and/or RPD out-of-range.
Z	Analyte presence was not confirmed by second column or GC/MS analysis.

TETRA TECH, INC.
348 W. Hospitality Lane, Suite 100
San Bernardino, California 92408
Telephone: (909) 381-1674
FAX: (909) 889-1391

SHIP TO: Calscience (Cuta courier)

CHAIN OF CUSTODY RECORD

0792

DATE 07/17/2006 PAGE 1 OF 1

CLIENT: Tetra Tech
PROJECT NAME: LMC Beaumont Site 1
PROJECT MANAGER: Brenda Meyer
TC #: 18086-02
SAMPLERS (Signatures)

PARAMETERS

LINE ITEM	SAMPLE NO.	DATE	TIME	VOCs + TIC Search (SW 8260B)	1,4-Dioxane (SW 8270C-M)	Perchlorate (314.0)	FILTERED/UNFILTERED	MATRIX TYPE	CONTAINER TYPE	NUMBER OF CONTAINERS	PRESERVATIVE
1.	LTB-071706	07/17/2006	0600	X			Un	W	G	2	HCl
2.	LEB-071706-GP	↓	0630	X	X	X	↓	↓	G/P	5	HCl H_2SO_4
3.	MW-61A	↓	0933	X	X	X	↓	↓	↓	↓	↓
4.											
5.											
6.											
7.											
8.											
9.											
10.											

TURN-AROUND TIME
Standard

OBSERVATIONS/COMMENTS
Report All Data to the MDL

FILTERING:
☐ FILTERED ☐ UNFILTERED

MATRIX TYPE:
S - Soil
M - Sediment
W - Water

CONTAINER TYPE:
G - Glass Bottle/Jar
SS - Stainless Steel Sleeve
SB - Brass Sleeve
P - Plastic Bottle/Jar

PRESERVATIVES: (Water Only)
HCL
NR (None required)
NaOH
H_2SO_4

RELINQUISHED BY: David Bertolacci	SIGNATURE	TETRA TECH, INC.	DATE 07/18/2006	TIME 0800	TOTAL NUMBER OF CONTAINERS ON THIS CHAIN OF CUSTODY: 12
RECEIVED BY: Keith B Boger	SIGNATURE	COMPANY Cal Science	DATE 7-18-06	TIME 1145	METHOD OF SHIPMENT/SHIPMENT NO.: Courier
RELINQUISHED BY: Keith B Boger	SIGNATURE	COMPANY Cal Science	DATE 07-18-06	TIME 1302	Special Shipping/Handling/Storage Requirements:
RECEIVED BY: Sheri Lema	SIGNATURE	COMPANY CEL	DATE 7-18-06	TIME 1302	

DISTRIBUTION: White and Pink = Tetra Tech, Inc. Canary = Laboratory

X:\GISVATT-MISC\COCR.CDR

Calscience Environmental Laboratories, Inc.

WORK ORDER #: 06 - 07 - C792

Cooler 1 of 1

SAMPLE RECEIPT FORM

CLIENT: Tetra Tech DATE: 7-18-06

TEMPERATURE – SAMPLES RECEIVED BY:

CALSCIENCE COURIER:

_____ Chilled, cooler with temperature blank provided.
_____ Chilled, cooler without temperature blank.
✓ Chilled and placed in cooler with wet ice.
_____ Ambient and placed in cooler with wet ice.
_____ Ambient temperature.

3.5 °C Temperature blank.

LABORATORY (Other than Calscience Courier):

_____ °C Temperature blank.
_____ °C IR thermometer.
_____ Ambient temperature.

Initial: BB

CUSTODY SEAL INTACT:

Sample(s): _____ Cooler: _____ No (Not Intact) : _____ Not Applicable (N/A): ✓

Initial: BB

SAMPLE CONDITION:

	Yes	No	N/A
Chain-Of-Custody document(s) received with samples	✓		
Sampler's name indicated on COC	✓		
Sample container label(s) consistent with custody papers	✓		
Sample container(s) intact and good condition	✓		
Correct containers and volume for analyses requested	✓		
Proper preservation noted on sample label(s)	✓		
VOA vial(s) free of headspace.	✓		
Tedlar bag(s) free of condensation			✓

Initial: BB

COMMENTS:

APPENDIX G – CONSOLIDATED DATA SUMMARY TABLES

VALIDATION GUIDELINES

Validation Qualifiers

B: The sample result is less than 5 times (10 times for common organic laboratory contaminants) the blank contamination. The result qualified for blank contamination is considered not to have originated from the environmental sample, since cross-contamination is suspected.

J: The analyte was positively identified, but the analyte concentration is an estimated value.

R: The sample result is rejected and not usable for any purpose. The presence or absence of the analyte cannot be verified.

U: The analyte was analyzed for, but was not detected above the MDL.

UJ: The analyte was not detected above the MDL. However, the MDL may be elevated above the reported detection limit.

Y: Confirmation column results indicate a non-detect for the target analyte.

Qualifier Descriptors

a: The analyte was found in the method blank.

b: The surrogate spike recovery was outside control limits.

c: The Matrix Spike (MS) and/or Matrix Spike Duplicate (MSD) recoveries were outside control limits.

d: The Laboratory Control Sample (LCS) recovery was outside control limits.

e: A holding time violation occurred.

f: The duplicate samples Relative Percent Difference (RPD) was outside the control limit.

g: The datum met prescribed method criteria.

h: The method requires a confirmation result, but none was performed..

k: The analyte was found in a field blank.

l: The second column confirmation result indicates the analyte was not confirmed.

n: The laboratory case narrative indicated a QC problem.

p: The result was qualified based on professional judgement.

q: The analyte detection was below the Practical Quantitation Limit (PQL).

r: The result is above the instrument's calibration range.

t: The sample temperature was outside acceptance criteria.

Consolidation Data Summary Table - Surface Water
Beaumont Site 1

			E1624	E1625C	E218.6	E314.0	SW6010											
Sample Location	Sample Date	Filter Status	1,4-Dioxane -ug/L	1,4-Dioxane -ug/L	Hexavalent chromium -ug/L	Perchlorate -ug/L	Antimony -mg/L	Arsenic -mg/L	Barium -mg/L	Beryllium -mg/L	Cadmium -mg/L	Chromium -mg/L	Cobalt -mg/L	Copper -mg/L	Lead -mg/L	Molybdenum -mg/L	Nickel -mg/L	Selenium -mg/L
FSW-MAR04	03/18/04	Unfiltered	<1.1			<0.46												
FSW-JUNE04	06/24/04	Filtered																
FSW-JUNE04	06/24/04	Unfiltered	4.2		<0.0050	<0.46	<0.00209	<0.00308	0.0643	<0.000176	<0.000350	<0.000350	<0.000696	<0.00134	<0.00236	0.0157	<0.00137	<0.00295
FSW-Dec04	12/15/04	Unfiltered		3.2	<0.0050	<0.46	<0.00209	<0.00308	0.118	<0.000176	<0.000350	<0.000350	<0.000696	<0.00134	<0.00236	0.0147	<0.00137	<0.00295
FSW-Mar05	03/31/05	Unfiltered		<1.1	<0.0050	<0.46	<0.00209	<0.00308	0.0443	<0.000176	<0.000350	<0.000350	<0.000696	<0.00134	<0.00236	<0.000800	<0.00137	<0.00295
FSW-JUNE05	06/20/05	Unfiltered		<1.1	<0.0050	<0.59	<0.00209	<0.00308	0.117	<0.000176	<0.000350	<0.000350	<0.000696	<0.00134	<0.00236	0.0248	<0.00137	<0.00295
FSW-Dec05	12/08/05	Unfiltered		2.8		<0.59												
FSW-June06	06/05/06	Unfiltered		2.4 Je		<0.43												
LSW-MAR04	03/18/04	Unfiltered	<1.1			<0.46												
LSW-JUNE04	06/24/04	Filtered																
LSW-JUNE04	06/24/04	Unfiltered	<1.1		<0.0050	<0.46	<0.00209	<0.00308	0.109	<0.000176	<0.000350	<0.000350	<0.000696	<0.00134	<0.00236	0.0146	<0.00137	<0.00295
LSW-Dec04	12/15/04	Unfiltered		<1.1	0.30	<0.46	<0.00209	<0.00308	0.109	<0.000176	<0.000350	<0.000350	<0.000696	<0.00134	<0.00236	0.0152	<0.00137	<0.00295
LSW-Mar05	03/31/05	Unfiltered		<1.1	<0.0050	<0.46	<0.00209	<0.00308	0.105	<0.000176	<0.000350	<0.000350	<0.000696	<0.00134	<0.00236	0.0157	<0.00137	<0.00295
LSW-JUNE05	06/20/05	Unfiltered		<1.1	0.22	<0.59	<0.00209	<0.00308	0.115	<0.000176	<0.000350	<0.000350	<0.000696	<0.00134	<0.00236	0.0185	<0.00137	<0.00295
LSW-Dec05	12/08/05	Unfiltered		<1.1		<0.59												
LSW-June06	06/05/06	Unfiltered		1.0 Jeq		<0.43												
LSW-June06-re	06/21/06	Unfiltered		<0.40														
S-1	05/20/02	Unfiltered				<5.4												
S-2	05/20/02	Unfiltered				256												
S-3	05/20/02	Unfiltered				<1.8												
SW-01	07/22/03	Unfiltered	10			6.9												
SW-01	03/31/05	Unfiltered		<1.1	<0.0050	<0.46	<0.00209	<0.00308	0.0374	<0.000176	<0.000350	<0.000350	<0.000696	<0.00134	<0.00236	<0.000800	<0.00137	<0.00295
SW-01	06/27/05	Unfiltered		<1.1	0.37	<0.59	<0.00209	0.0300	0.0625	<0.000176	<0.000350	<0.000350	<0.000696	<0.00134	<0.00236	0.00790	<0.00137	<0.00295
SW-02	07/22/03	Unfiltered	22 Jb			30												
SW-02	03/18/04	Unfiltered	3.4			<0.46												
SW-02	03/31/05	Unfiltered		22	<0.0050	150	<0.00209	<0.00308	0.0612	<0.000176	<0.000350	<0.000350	<0.000696	<0.00134	<0.00236	0.00576	<0.00137	<0.00295
SW-02	06/22/05	Unfiltered		17	0.25	91	<0.00209	<0.00308	0.0693	<0.000176	<0.000350	<0.000350	<0.000696	<0.00134	<0.00236	<0.000800	<0.00137	<0.00295
SW-02	12/08/05	Unfiltered		13		320 Bk												
SW-02	06/05/06	Unfiltered		17 Je		52 Jf												
SW-03	07/22/03	Unfiltered	8.8			8.4												
SW-03	03/18/04	Unfiltered	4.0			2.4												
SW-03	06/24/04	Unfiltered	16		0.31	<0.46	<0.00209	<0.00308	0.0632	<0.000176	<0.000350	<0.000350	<0.000696	<0.00134	<0.00236	<0.000800	<0.00137	<0.00295
SW-03	06/24/04	Filtered																
SW-03	03/31/05	Unfiltered		18	<0.0050	180	<0.00209	<0.00308	0.0984	<0.000176	<0.000350	<0.000350	<0.000696	<0.00134	<0.00236	<0.000800	<0.00137	<0.00295

Consolidation Data Summary Table - Surface Water
Beaumont Site 1

			SW6010				SW7470	SW8260												
Sample Location	Sample Date	Filter Status	Silver -mg/L	Thallium -mg/L	Vanadium -mg/L	Zinc -mg/L	Mercury -mg/L	1,1,1,2-Tetrachloroethane -ug/L	1,1,1-Trichloroethane -ug/L	1,1,2,2-Tetrachloroethane -ug/L	1,1,2-Trichloroethane -ug/L	1,1,2-Trichlorotrifluoroethane -ug/L	1,1-Dichloroethane -ug/L	1,1-Dichloroethene -ug/L	1,1-Dichloropropene -ug/L	1,2,3-Trichlorobenzene -ug/L	1,2,3-Trichloropropane -ng/L	1,2,4-Trichlorobenzene -ug/L	1,2,4-Trimethylbenzene -ug/L	1,2-Dibromo-3-chloropropane -ug/L	1,2-Dibromoethane -ug/L
FSW-MAR04	03/18/04	Unfiltered						<0.45	<0.46	<0.19	<0.42	<0.70	<0.40	<0.32	<0.55	<0.40	<2.0	<0.28	<0.22	<2.6	<0.51
FSW-JUNE04	06/24/04	Filtered																			
FSW-JUNE04	06/24/04	Unfiltered	<0.000400	<0.00233	<0.000314	<0.000848	<0.0000672	<0.45	<0.46	<0.19	<0.42	<0.70	<0.40	<0.32	<0.55	<0.40	<2.0	<0.28	<0.22	<2.6	<0.51
FSW-Dec04	12/15/04	Unfiltered	<0.000400	<0.00233	0.00577	<0.000848	<0.0000672	<0.37	<0.32	<0.37	<0.54	<0.54	<0.53	<0.31	<0.21	<0.39	<2.3	<0.35	<0.26	<2.5	<0.81
FSW-Mar05	03/31/05	Unfiltered	<0.000400	<0.00233	<0.000314	<0.000848	<0.0000672	<0.37	<0.32	<0.37	<0.54	<0.54	<0.53	<0.31	<0.21	<0.39	<2.3	<0.35	<0.26	<2.5	<0.81
FSW-JUNE05	06/20/05	Unfiltered	<0.000400	<0.00233	<0.000314	<0.000848	<0.0000672	<0.37	<0.32	<0.37	<0.54	<0.54	<0.53	<0.31	<0.21	<0.39	<2.3	<0.35	<0.26	<2.5	<0.81
FSW-Dec05	12/08/05	Unfiltered						<0.37	<0.32	<0.37	<0.54	<0.54	<0.53	<0.31	<0.21	<0.39	<2.3	<0.35	<0.26	<2.5	<0.81
FSW-June06	06/05/06	Unfiltered						<0.37	<0.32	<0.37	<0.54	<0.54	<0.53	<0.31	<0.21	<0.39	<2.3	<0.35	<0.26	<2.5	<0.81
LSW-MAR04	03/18/04	Unfiltered						<0.45	<0.46	<0.19	<0.42	<0.70	<0.40	<0.32	<0.55	<0.40	<2.0	<0.28	<0.22	<2.6	<0.51
LSW-JUNE04	06/24/04	Filtered																			
LSW-JUNE04	06/24/04	Unfiltered	<0.000400	<0.00233	<0.000314	<0.000848	<0.0000672	<0.45	<0.46	<0.19	<0.42	<0.70	<0.40	<0.32	<0.55	<0.40	<2.0	<0.28	<0.22	<2.6	<0.51
LSW-Dec04	12/15/04	Unfiltered	<0.000400	<0.00233	0.00861	<0.000848	<0.0000672	<0.37	<0.32	<0.37	<0.54	<0.54	<0.53	<0.31	<0.21	<0.39	<2.3	<0.35	<0.26	<2.5	<0.81
LSW-Mar05	03/31/05	Unfiltered	<0.000400	<0.00233	0.00965	<0.000848	<0.0000672	<0.37	<0.32	<0.37	<0.54	<0.54	<0.53	<0.31	<0.21	<0.39	<2.3	<0.35	<0.26	<2.5	<0.81
LSW-JUNE05	06/20/05	Unfiltered	<0.000400	<0.00233	0.00755	<0.000848	<0.0000672	<0.37	<0.32	<0.37	<0.54	<0.54	<0.53	<0.31	<0.21	<0.39	<2.3	<0.35	<0.26	<2.5	<0.81
LSW-Dec05	12/08/05	Unfiltered						<0.37	<0.32	<0.37	<0.54	<0.54	<0.53	<0.31	<0.21	<0.39	<2.3	<0.35	<0.26	<2.5	<0.81
LSW-June06	06/05/06	Unfiltered						<0.37	<0.32	<0.37	<0.54	<0.54	<0.53	<0.31	<0.21	<0.39	<2.3	<0.35	<0.26	<2.5	<0.81
LSW-June06-re	06/21/06	Unfiltered																			
S-1	05/20/02	Unfiltered						<0.27	<0.33	<0.22	<0.34		<0.28	<0.56	<0.16	<0.30	<0.46	<0.37	0.4 Jq	<0.59	<0.18
S-2	05/20/02	Unfiltered						<0.27	<0.33	<0.22	<0.34		0.6 Jq	11	<0.16	<0.30	<0.46	<0.37	<0.20	<0.59	<0.18
S-3	05/20/02	Unfiltered						<0.27	<0.33	<0.22	<0.34		<0.28	<0.56	<0.16	<0.30	<0.46	<0.37	<0.20	<0.59	<0.18
SW-01	07/22/03	Unfiltered						<0.45	<0.46	<0.19	<0.42		<0.40	<0.32	<0.55	<0.40	<2.0	<0.28	<0.22	<2.6	<0.51
SW-01	03/31/05	Unfiltered	<0.000400	<0.00233	<0.000314	<0.000848	<0.0000672	<0.37	<0.32	<0.37	<0.54	<0.54	<0.53	<0.31	<0.21	<0.39	<2.3	<0.35	<0.26	<2.5	<0.81
SW-01	06/27/05	Unfiltered	<0.000400	<0.00233	<0.000314	<0.000848	<0.0000672	<0.37	<0.32	<0.37	<0.54	<0.54	<0.53	<0.31	<0.21	<0.39	<2.3	<0.35	<0.26	<2.5	<0.81
SW-02	07/22/03	Unfiltered						<0.45	<0.46	<0.19	<0.42		1.0	15	<0.55	<0.40	<2.0	<0.28	<0.22	<2.6	<0.51
SW-02	03/18/04	Unfiltered						<0.45	<0.46	<0.19	<0.42	<0.70	<0.40	<0.32	<0.55	<0.40	<2.0	<0.28	<0.22	<2.6	<0.51
SW-02	03/31/05	Unfiltered	<0.000400	<0.00233	<0.000314	<0.000848	<0.0000672	<0.37	<0.32	<0.37	<0.54	<0.54	<0.53	3.0	<0.21	<0.39	<2.3	<0.35	<0.26	<2.5	<0.81
SW-02	06/22/05	Unfiltered	<0.000400	<0.00233	0.00512	<0.000848	<0.0000672	<0.37	<0.32	<0.37	<0.54	<0.54	<0.53	11 Jf	<0.21	<0.39	<2.3	<0.35	<0.26	<2.5	<0.81
SW-02	12/08/05	Unfiltered						<0.37	0.71 Jq	<0.37	<0.54	<0.54	0.69 Jq	19	<0.21	<0.39	<2.3	<0.35	<0.26	<2.5	<0.81
SW-02	06/05/06	Unfiltered						<0.37	<0.32	<0.37	<0.54	<0.54	<0.53	7.8	<0.21	<0.39	<2.3	<0.35	<0.26	<2.5	<0.81
SW-03	07/22/03	Unfiltered						<0.45	<0.46	<0.19	<0.42		<0.40	<0.32	<0.55	<0.40	<2.0	<0.28	<0.22	<2.6	<0.51
SW-03	03/18/04	Unfiltered						<0.45	<0.46	<0.19	<0.42	<0.70	<0.40	<0.32	<0.55	<0.40	<2.0	<0.28	<0.22	<2.6	<0.51
SW-03	06/24/04	Unfiltered	<0.000400	<0.00233	<0.000314	<0.000848	<0.0000672	<0.45	<0.46	<0.19	<0.42	<0.70	<0.40	<0.32	<0.55	<0.40	<2.0	<0.28	<0.22	<2.6	<0.51
SW-03	06/24/04	Filtered																			
SW-03	03/31/05	Unfiltered	<0.000400	<0.00233	<0.000314	0.0644	<0.0000672	<0.37	<0.32	<0.37	<0.54	<0.54	<0.53	4.8	<0.21	<0.39	<2.3	<0.35	<0.26	<2.5	<0.81

Consolidation Data Summary Table - Surface Water
Beaumont Site 1

			SW8260																					
Sample Location	Sample Date	Filter Status	1,2-Dichlorobenzene -ug/L	1,2-Dichloroethane -ug/L	1,2-Dichloropropane -ug/L	1,3,5-Trimethylbenzene -ug/L	1,3-Dichlorobenzene -ug/L	1,3-Dichloropropane -ug/L	1,4-Dichlorobenzene -ug/L	2,2-Dichloropropane -ug/L	2-Butanone (MEK) -ug/L	2-Chlorotoluene -ug/L	2-Hexanone -ug/L	4-Chlorotoluene -ug/L	4-Isopropyltoluene -ug/L	4-Methyl-2-pentanone -ug/L	Acetone -ug/L	Benzene -ug/L	Bromobenzene -ug/L	Bromochloromethane -ug/L	Bromodichloromethane -ug/L	Bromoform -ug/L	Bromomethane -ug/L	Carbon disulfide -ug/L	Carbon tetrachloride -ug/L
FSW-MAR04	03/18/04	Unfiltered	<0.29	<0.35	<0.40	<0.11	<0.27	<0.35	<0.28	<0.39	<1.7	<0.67	<2.5	<0.16	<0.17	<2.6	<3.6	<0.29	<0.26	<0.37	<0.33	<0.87	<0.90	<0.28	<0.40
FSW-JUNE04	06/24/04	Filtered																							
FSW-JUNE04	06/24/04	Unfiltered	<0.29	<0.35	<0.40	<0.11	<0.27	<0.35	<0.28	<0.39	<1.7	<0.67	<2.5	<0.16	<0.17	<2.6	<3.6	<0.29	<0.26	<0.37	<0.33	<0.87	<0.90	<0.28	<0.40
FSW-Dec04	12/15/04	Unfiltered	<0.24	<0.22	<0.28	<0.19	<0.38	<0.30	<0.30	<0.40	<4.2	<0.24	<1.9	<0.30	<0.21	<2.4	<6.1	<0.26	<0.47	<0.68	<0.27	<0.62	<2.9	<1.0	<0.42
FSW-Mar05	03/31/05	Unfiltered	<0.24	<0.22	<0.28	<0.19	<0.38	<0.30	<0.30	<0.40	<4.2	<0.24	<1.9	<0.30	<0.21	<2.4	<6.1	<0.26	<0.47	<0.68	<0.27	<0.62	<2.9	<1.0	<0.42
FSW-JUNE05	06/20/05	Unfiltered	<0.24	<0.22	<0.28	<0.19	<0.38	<0.30	<0.30	<0.40	<4.2	<0.24	<1.9	<0.30	<0.21	<2.4	<6.1	<0.26	<0.47	<0.68	<0.27	<0.62	<2.9	<1.0	<0.42
FSW-Dec05	12/08/05	Unfiltered	<0.24	<0.22	<0.28	<0.19	<0.38	<0.30	<0.30	<0.40	<4.2	<0.24	<1.9	<0.30	<0.21	<2.4	<6.1	<0.26	<0.47	<0.68	<0.27	<0.62	<2.9	<1.0	<0.42
FSW-June06	06/05/06	Unfiltered	<0.24	<0.22	<0.28	<0.19	<0.38	<0.30	<0.30	<0.40	<4.2	<0.24	<1.9	<0.30	<0.21	<2.4	7.8 Jq	<0.26	<0.47	<0.68	<0.27	<0.62	<2.9	<1.0	<0.42
LSW-MAR04	03/18/04	Unfiltered	<0.29	<0.35	<0.40	<0.11	<0.27	<0.35	<0.28	<0.39	<1.7	<0.67	<2.5	<0.16	<0.17	<2.6	<3.6	<0.29	<0.26	<0.37	<0.33	<0.87	<0.90	<0.28	<0.40
LSW-JUNE04	06/24/04	Filtered																							
LSW-JUNE04	06/24/04	Unfiltered	<0.29	<0.35	<0.40	<0.11	<0.27	<0.35	<0.28	<0.39	<1.7	<0.67	<2.5	<0.16	<0.17	<2.6	<3.6	<0.29	<0.26	<0.37	<0.33	<0.87	<0.90	<0.28	<0.40
LSW-Dec04	12/15/04	Unfiltered	<0.24	<0.22	<0.28	<0.19	<0.38	<0.30	<0.30	<0.40	<4.2	<0.24	<1.9	<0.30	<0.21	<2.4	<6.1	<0.26	<0.47	<0.68	<0.27	<0.62	<2.9	<1.0	<0.42
LSW-Mar05	03/31/05	Unfiltered	<0.24	<0.22	<0.28	<0.19	<0.38	<0.30	<0.30	<0.40	<4.2	<0.24	<1.9	<0.30	<0.21	<2.4	<6.1	<0.26	<0.47	<0.68	<0.27	<0.62	<2.9	<1.0	<0.42
LSW-JUNE05	06/20/05	Unfiltered	<0.24	<0.22	<0.28	<0.19	<0.38	<0.30	<0.30	<0.40	<4.2	<0.24	<1.9	<0.30	<0.21	<2.4	<6.1	<0.26	<0.47	<0.68	<0.27	<0.62	<2.9	<1.0	<0.42
LSW-Dec05	12/08/05	Unfiltered	<0.24	<0.22	<0.28	<0.19	<0.38	<0.30	<0.30	<0.40	<4.2	<0.24	<1.9	<0.30	<0.21	<2.4	<6.1	<0.26	<0.47	<0.68	<0.27	<0.62	<2.9	<1.0	<0.42
LSW-June06	06/05/06	Unfiltered	<0.24	<0.22	<0.28	<0.19	<0.38	<0.30	<0.30	<0.40	<4.2	<0.24	<1.9	<0.30	<0.21	<2.4	<6.1	<0.26	<0.47	<0.68	<0.27	<0.62	<2.9	<1.0	<0.42
LSW-June06-re	06/21/06	Unfiltered																							
S-1	05/20/02	Unfiltered	<0.099	<0.38	<0.16	<0.15	<0.30	<0.30	<0.12	<0.28	<2.8	<0.14		<0.22	<0.23	<0.15	<9.5	<0.18	<0.15	<0.49	<0.26	<0.23	<0.46	<0.48	<0.25
S-2	05/20/02	Unfiltered	<0.099	<0.38	<0.16	<0.15	<0.30	<0.30	<0.12	<0.28	<2.8	<0.14		<0.22	<0.23	<0.15	<9.5	<0.18	<0.15	<0.49	<0.26	<0.23	<0.46	<0.48	<0.25
S-3	05/20/02	Unfiltered	<0.099	<0.38	<0.16	<0.15	<0.30	<0.30	<0.12	<0.28	<2.8	<0.14		<0.22	<0.23	<0.15	<9.5	<0.18	<0.15	<0.49	<0.26	<0.23	<0.46	<0.48	<0.25
SW-01	07/22/03	Unfiltered	<0.29	<0.35	<0.40	<0.11	<0.27	<0.35	<0.28	<0.39	<1.7	<0.67	<2.5	<0.16	<0.17	<2.6	34	<0.29	<0.26	<0.37	<0.33	<0.87	<0.90	<0.28	<0.40
SW-01	03/31/05	Unfiltered	<0.24	<0.22	<0.28	<0.19	<0.38	<0.30	<0.30	<0.40	<4.2	<0.24	<1.9	<0.30	<0.21	<2.4	<6.1	<0.26	<0.47	<0.68	<0.27	<0.62	<2.9	<1.0	<0.42
SW-01	06/27/05	Unfiltered	<0.24	<0.22	<0.28	<0.19	<0.38	<0.30	<0.30	<0.40	<4.2	<0.24	<1.9	<0.30	<0.21	<2.4	21	<0.26	<0.47	<0.68	<0.27	<0.62	<2.9	<1.0	<0.42
SW-02	07/22/03	Unfiltered	<0.29	<0.35	<0.40	<0.11	<0.27	<0.35	<0.28	<0.39	<1.7	<0.67	<2.5	<0.16	<0.17	<2.6	11	<0.29	<0.26	<0.37	<0.33	<0.87	<0.90	<0.28	<0.40
SW-02	03/18/04	Unfiltered	<0.29	<0.35	<0.40	<0.11	<0.27	<0.35	<0.28	<0.39	<1.7	<0.67	<2.5	<0.16	<0.17	<2.6	16	<0.29	<0.26	<0.37	<0.33	<0.87	<0.90	<0.28	<0.40
SW-02	03/31/05	Unfiltered	<0.24	<0.22	<0.28	<0.19	<0.38	<0.30	<0.30	<0.40	<4.2	<0.24	<1.9	<0.30	<0.21	<2.4	<6.1	<0.26	<0.47	<0.68	<0.27	<0.62	<2.9	<1.0	<0.42
SW-02	06/22/05	Unfiltered	<0.24	<0.22	<0.28	<0.19	<0.38	<0.30	<0.30	<0.40	<4.2	<0.24	<1.9	<0.30	<0.21	<2.4	<6.1	<0.26	<0.47	<0.68	<0.27	<0.62	<2.9	<1.0	<0.42
SW-02	12/08/05	Unfiltered	<0.24	<0.22	<0.28	<0.19	<0.38	<0.30	<0.30	<0.40	<4.2	<0.24	<1.9	<0.30	<0.21	<2.4	<6.1	<0.26	<0.47	<0.68	<0.27	<0.62	<2.9	<1.0	<0.42
SW-02	06/05/06	Unfiltered	<0.24	<0.22	<0.28	<0.19	<0.38	<0.30	<0.30	<0.40	<4.2	<0.24	<1.9	<0.30	<0.21	<2.4	16	<0.26	<0.47	<0.68	<0.27	<0.62	<2.9	<1.0	<0.42
SW-03	07/22/03	Unfiltered	<0.29	<0.35	<0.40	<0.11	<0.27	<0.35	<0.28	<0.39	<1.7	<0.67	<2.5	<0.16	<0.17	<2.6	11	<0.29	<0.26	<0.37	<0.33	<0.87	<0.90	<0.28	<0.40
SW-03	03/18/04	Unfiltered	<0.29	<0.35	<0.40	<0.11	<0.27	<0.35	<0.28	<0.39	<1.7	<0.67	<2.5	<0.16	<0.17	<2.6	<3.6	<0.29	<0.26	<0.37	<0.33	<0.87	<0.90	<0.28	<0.40
SW-03	06/24/04	Unfiltered	<0.29	<0.35	<0.40	<0.11	<0.27	<0.35	<0.28	<0.39	<1.7	<0.67	<2.5	<0.16	<0.17	<2.6	<3.6	<0.29	<0.26	<0.37	<0.33	<0.87	<0.90	<0.28	<0.40
SW-03	06/24/04	Filtered																							
SW-03	03/31/05	Unfiltered	<0.24	<0.22	<0.28	<0.19	<0.38	<0.30	<0.30	<0.40	<4.2	<0.24	<1.9	<0.30	<0.21	<2.4	<6.1	<0.26	<0.47	<0.68	<0.27	<0.62	<2.9	<1.0	<0.42

Consolidation Data Summary Table - Surface Water
Beaumont Site 1

			SW8260																					
Sample Location	Sample Date	Filter Status	Chlorobenzene -ug/L	Chlorodibromomethane -ug/L	Chloroethane -ug/L	Chloroform -ug/L	Chloromethane -ug/L	Dibromomethane -ug/L	Dichlorodifluoromethane -ug/L	Dichloromethane -ug/L	Ethylbenzene -ug/L	Hexachlorobutadiene -ug/L	Isopropylbenzene -ug/L	Methyl tert-butyl ether -ug/L	Naphthalene -ug/L	Styrene -ug/L	Tetrachloroethene -ug/L	Toluene -ug/L	Trichloroethene -ug/L	Trichlorofluoromethane -ug/L	Vinyl acetate -ug/L	Vinyl chloride -ug/L	cis-1,2-Dichloroethene -ug/L	cis-1,3-Dichloropropene -ug/L	m,p-Xylenes -ug/L
FSW-MAR04	03/18/04	Unfiltered	<0.19	<0.29	<0.46	<0.45	<0.43	<0.46	<0.47	<1.7	<0.19		<0.17	<0.28	<0.56	<0.14	<0.20	<0.35	<0.48	<0.27	<3.6	<0.35	<0.56	<0.44	<0.17
FSW-JUNE04	06/24/04	Filtered																							
FSW-JUNE04	06/24/04	Unfiltered	<0.19	<0.29	<0.46	<0.45	<0.43	<0.46	<0.47	<1.7	<0.19		<0.17	<0.28	<0.56	<0.14	<0.20	<0.35	<0.48	<0.27	<3.6	<0.35	<0.56	<0.44	<0.17
FSW-Dec04	12/15/04	Unfiltered	<0.36	<0.45	<0.52	<0.22	<1.8	<0.42	<0.27	<2.6	<0.17		<0.24	<0.29	<0.95	<0.29	<0.29	<0.35	<0.30	<0.36	<3.2	<0.33	<0.35	<0.45	<0.38
FSW-Mar05	03/31/05	Unfiltered	<0.36	<0.45	<0.52	<0.22	<1.8	<0.42	<0.27	<2.6	<0.17		<0.24	<0.29	<0.95	<0.29	<0.29	<0.35	<0.30	<0.36	<3.2	<0.33	<0.35	<0.45	<0.38
FSW-JUNE05	06/20/05	Unfiltered	<0.36	<0.45	<0.52	<0.22	<1.8	<0.42	<0.27	<2.6	<0.17		<0.24	<0.29	<0.95	<0.29	<0.29	<0.35	<0.30	<0.36	<3.2	<0.33	<0.35	<0.45	<0.38
FSW-Dec05	12/08/05	Unfiltered	<0.36	<0.45	<0.52	<0.22	<1.8	<0.42	<0.27	<2.6	<0.17		<0.24	<0.29	<0.95	<0.29	<0.29	<0.35	<0.30	<0.36	<3.2	<0.33	<0.35	<0.45	<0.38
FSW-June06	06/05/06	Unfiltered	<0.36	<0.45	<0.52	<0.22	<1.8	<0.42	<0.27	23 Bak	<0.17		<0.24	<0.29	<0.95	<0.29	<0.29	<0.35	<0.30	<0.36	<3.2	<0.33	<0.35	<0.45	<0.38
LSW-MAR04	03/18/04	Unfiltered	<0.19	<0.29	<0.46	<0.45	<0.43	<0.46	<0.47	<1.7	<0.19		<0.17	<0.28	<0.56	<0.14	<0.20	<0.35	<0.48	<0.27	<3.6	<0.35	<0.56	<0.44	<0.17
LSW-JUNE04	06/24/04	Filtered																							
LSW-JUNE04	06/24/04	Unfiltered	<0.19	<0.29	<0.46	<0.45	<0.43	<0.46	<0.47	<1.7	<0.19		<0.17	<0.28	<0.56	<0.14	<0.20	<0.35	<0.48	<0.27	<3.6	<0.35	<0.56	<0.44	<0.17
LSW-Dec04	12/15/04	Unfiltered	<0.36	<0.45	<0.52	<0.22	<1.8	<0.42	<0.27	<2.6	<0.17		<0.24	<0.29	<0.95	<0.29	<0.29	<0.35	<0.30	<0.36	<3.2	<0.33	<0.35	<0.45	<0.38
LSW-Mar05	03/31/05	Unfiltered	<0.36	<0.45	<0.52	<0.22	<1.8	<0.42	<0.27	<2.6	<0.17		<0.24	<0.29	<0.95	<0.29	<0.29	<0.35	<0.30	<0.36	<3.2	<0.33	<0.35	<0.45	<0.38
LSW-JUNE05	06/20/05	Unfiltered	<0.36	<0.45	<0.52	<0.22	<1.8	<0.42	<0.27	<2.6	<0.17		<0.24	<0.29	<0.95	<0.29	<0.29	<0.35	<0.30	<0.36	<3.2	<0.33	<0.35	<0.45	<0.38
LSW-Dec05	12/08/05	Unfiltered	<0.36	<0.45	<0.52	<0.22	<1.8	<0.42	<0.27	<2.6	<0.17		<0.24	<0.29	<0.95	<0.29	<0.29	<0.35	<0.30	<0.36	<3.2	<0.33	<0.35	<0.45	<0.38
LSW-June06	06/05/06	Unfiltered	<0.36	<0.45	<0.52	<0.22	<1.8	<0.42	<0.27	25 Bak	<0.17		<0.24	<0.29	<0.95	<0.29	<0.29	<0.35	<0.30	<0.36	<3.2	<0.33	<0.35	<0.45	<0.38
LSW-June06-re	06/21/06	Unfiltered																							
S-1	05/20/02	Unfiltered	<0.16	<0.21	<0.36	<0.30	<0.19	<0.20	<0.28	3 BJakq	<0.12	<0.26	<0.19	<0.30	<0.090	<0.12	<0.21	<0.16	<0.18	<0.22		<0.44	<0.30	<0.19	<0.31
S-2	05/20/02	Unfiltered	<0.16	<0.21	<0.36	<0.30	<0.19	<0.20	<0.28	3 BJakq	<0.12	<0.26	<0.19	<0.30	<0.090	<0.12	<0.21	<0.16	12	<0.22		<0.44	<0.30	<0.19	<0.31
S-3	05/20/02	Unfiltered	<0.16	<0.21	<0.36	<0.30	<0.19	<0.20	<0.28	3 BJakq	<0.12	<0.26	<0.19	<0.30	<0.090	<0.12	<0.21	<0.16	<0.18	<0.22		<0.44	<0.30	<0.19	<0.31
SW-01	07/22/03	Unfiltered	<0.19	<0.29	<0.46	<0.45	<0.43	<0.46	<0.47	<1.7	<0.19		<0.17	<0.28	<0.56	<0.14	<0.20	11	<0.48	<0.27	<3.6	<0.35	<0.56	<0.44	<0.17
SW-01	03/31/05	Unfiltered	<0.36	<0.45	<0.52	<0.22	<1.8	<0.42	<0.27	<2.6	<0.17		<0.24	<0.29	<0.95	<0.29	<0.29	<0.35	<0.30	<0.36	<3.2	<0.33	<0.35	<0.45	<0.38
SW-01	06/27/05	Unfiltered	<0.36	<0.45	<0.52	<0.22	<1.8	<0.42	<0.27	<2.6	<0.17		<0.24	<0.29	<0.95	<0.29	<0.29	<0.35	<0.30	<0.36	<3.2	<0.33	<0.35	<0.45	<0.38
SW-02	07/22/03	Unfiltered	<0.19	<0.29	<0.46	<0.45	<0.43	<0.46	<0.47	<1.7	<0.19		<0.17	<0.28	<0.56	<0.14	<0.20	<0.35	14	<0.27	<3.6	<0.35	3.3	<0.44	<0.17
SW-02	03/18/04	Unfiltered	<0.19	<0.29	<0.46	<0.45	<0.43	<0.46	<0.47	<1.7	<0.19		<0.17	<0.28	<0.56	<0.14	<0.20	<0.35	<0.48	<0.27	<3.6	<0.35	<0.56	<0.44	<0.17
SW-02	03/31/05	Unfiltered	<0.36	<0.45	<0.52	<0.22	<1.8	<0.42	<0.27	<2.6	<0.17		<0.24	<0.29	<0.95	<0.29	<0.29	<0.35	3.5	<0.36	<3.2	<0.33	<0.35	<0.45	<0.38
SW-02	06/22/05	Unfiltered	<0.36	<0.45	<0.52	<0.22	<1.8	<0.42	<0.27	<2.6	<0.17		<0.24	<0.29	<0.95	<0.29	<0.29	1.3	12	<0.36	<3.2	<0.33	1.6	<0.45	<0.38
SW-02	12/08/05	Unfiltered	<0.36	<0.45	<0.52	<0.22	<1.8	<0.42	<0.27	<2.6	<0.17		<0.24	<0.29	<0.95	<0.29	<0.29	<0.35	22	<0.36	<3.2	<0.33	0.90 Jq	<0.45	<0.38
SW-02	06/05/06	Unfiltered	<0.36	<0.45	<0.52	<0.22	<1.8	<0.42	<0.27	23 Bak	<0.17		<0.24	<0.29	<0.95	<0.29	<0.29	1.0	8.3	<0.36	<3.2	<0.33	1.4	<0.45	<0.38
SW-03	07/22/03	Unfiltered	<0.19	<0.29	<0.46	<0.45	<0.43	<0.46	<0.47	<1.7	<0.19		<0.17	<0.28	<0.56	<0.14	<0.20	3.0	<0.48	<0.27	<3.6	<0.35	<0.56	<0.44	<0.17
SW-03	03/18/04	Unfiltered	<0.19	<0.29	<0.46	<0.45	<0.43	<0.46	<0.47	<1.7	<0.19		<0.17	<0.28	<0.56	<0.14	<0.20	5.4	<0.48	<0.27	<3.6	<0.35	<0.56	<0.44	<0.17
SW-03	06/24/04	Unfiltered	<0.19	<0.29	<0.46	<0.45	<0.43	<0.46	<0.47	<1.7	<0.19		<0.17	<0.28	<0.56	<0.14	<0.20	3.5	<0.48	<0.27	<3.6	<0.35	<0.56	<0.44	<0.17
SW-03	06/24/04	Filtered																							
SW-03	03/31/05	Unfiltered	<0.36	<0.45	<0.52	<0.22	<1.8	<0.42	<0.27	<2.6	<0.17		<0.24	<0.29	<0.95	<0.29	<0.29	<0.35	5.4	<0.36	<3.2	<0.33	<0.35	<0.45	<0.38

Consolidation Data Summary Table - Surface Water
Beaumont Site 1

			SW8260							SW8260 SIM	SW8270	SW8330												
Sample Location	Sample Date	Filter Status	N-Butylbenzene -ug/L	n-Propylbenzene -ug/L	o-Xylene -ug/L	sec-Butylbenzene -ug/L	tert-Butylbenzene -ug/L	trans-1,2-Dichloroethene -ug/L	trans-1,3-Dichloropropene -ug/L	1,2,3-Trichloropropane -ng/L	SW8270 -1,4-Dioxane -ug/L	1,3,5-Trinitrobenzene (TNB) -ug/L	1,3-Dinitrobenzene -ug/L	2,4,6-Trinitrotoluene (TNT) -ug/L	2,4-Dinitrotoluene -ug/L	2,6-Dinitrotoluene -ug/L	2-Amino-4,6-dinitrotoluene -ug/L	2/4-Nitrotoluene -ug/L	3-Nitrotoluene -ug/L	4-Amino-2,6-dinitrotoluene -ug/L	HMX -ug/L	Nitrobenzene -ug/L	RDX -ug/L	Tetryl -ug/L
FSW-MAR04	03/18/04	Unfiltered	<0.34	<0.24	<0.16	<0.11	<0.23	<0.60	<0.30															
FSW-JUNE04	06/24/04	Filtered										<0.11	<0.19	<0.14	<0.07	<0.17	<0.09	<0.40	<0.18	<0.08	<0.20	<0.22	<0.15	<0.12
FSW-JUNE04	06/24/04	Unfiltered	<0.34	<0.24	<0.16	<0.11	<0.23	<0.60	<0.30	<0.81														
FSW-Dec04	12/15/04	Unfiltered	<0.29	<0.30	<0.21	<0.21	<0.17	<0.29	<0.31															
FSW-Mar05	03/31/05	Unfiltered	<0.29	<0.30	<0.21	<0.21	<0.17	<0.29	<0.31															
FSW-JUNE05	06/20/05	Unfiltered	<0.29	<0.30	<0.21	<0.21	<0.17	<0.29	<0.31															
FSW-Dec05	12/08/05	Unfiltered	<0.29	<0.30	<0.21	<0.21	<0.17	<0.29	<0.31															
FSW-June06	06/05/06	Unfiltered	<0.29	<0.30	<0.21	<0.21	<0.17	<0.29	<0.31															
LSW-MAR04	03/18/04	Unfiltered	<0.34	<0.24	<0.16	<0.11	<0.23	<0.60	<0.30															
LSW-JUNE04	06/24/04	Filtered										<0.11	<0.19	<0.14	<0.07	<0.17	<0.09	<0.40	<0.18	<0.08	<0.20	<0.22	<0.15	<0.12
LSW-JUNE04	06/24/04	Unfiltered	<0.34	<0.24	<0.16	<0.11	<0.23	<0.60	<0.30	<0.81														
LSW-Dec04	12/15/04	Unfiltered	<0.29	<0.30	<0.21	<0.21	<0.17	<0.29	<0.31															
LSW-Mar05	03/31/05	Unfiltered	<0.29	<0.30	<0.21	<0.21	<0.17	<0.29	<0.31															
LSW-JUNE05	06/20/05	Unfiltered	<0.29	<0.30	<0.21	<0.21	<0.17	<0.29	<0.31															
LSW-Dec05	12/08/05	Unfiltered	<0.29	<0.30	<0.21	<0.21	<0.17	<0.29	<0.31															
LSW-June06	06/05/06	Unfiltered	<0.29	<0.30	<0.21	<0.21	<0.17	<0.29	<0.31															
LSW-June06-re	06/21/06	Unfiltered																						
S-1	05/20/02	Unfiltered	<0.29	<0.28	<0.088	<0.29	<0.25	<0.37	<0.25		<0.5													
S-2	05/20/02	Unfiltered	<0.29	<0.28	<0.088	<0.29	<0.25	<0.37	<0.25		19													
S-3	05/20/02	Unfiltered	<0.29	<0.28	<0.088	<0.29	<0.25	<0.37	<0.25		4.2													
SW-01	07/22/03	Unfiltered	<0.34	<0.24	<0.16	<0.11	<0.23	<0.60	<0.30															
SW-01	03/31/05	Unfiltered	<0.29	<0.30	<0.21	<0.21	<0.17	<0.29	<0.31															
SW-01	06/27/05	Unfiltered	<0.29	<0.30	<0.21	<0.21	<0.17	<0.29	<0.31															
SW-02	07/22/03	Unfiltered	<0.34	<0.24	<0.16	<0.11	<0.23	<0.60	<0.30															
SW-02	03/18/04	Unfiltered	<0.34	<0.24	<0.16	<0.11	<0.23	<0.60	<0.30															
SW-02	03/31/05	Unfiltered	<0.29	<0.30	<0.21	<0.21	<0.17	<0.29	<0.31															
SW-02	06/22/05	Unfiltered	<0.29	<0.30	<0.21	<0.21	<0.17	<0.29	<0.31															
SW-02	12/08/05	Unfiltered	<0.29	<0.30	<0.21	<0.21	<0.17	<0.29	<0.31															
SW-02	06/05/06	Unfiltered	<0.29	<0.30	<0.21	<0.21	<0.17	<0.29	<0.31															
SW-03	07/22/03	Unfiltered	<0.34	<0.24	<0.16	<0.11	<0.23	<0.60	<0.30															
SW-03	03/18/04	Unfiltered	<0.34	<0.24	<0.16	<0.11	<0.23	<0.60	<0.30															
SW-03	06/24/04	Unfiltered	<0.34	<0.24	<0.16	<0.11	<0.23	<0.60	<0.30	<0.81														
SW-03	06/24/04	Filtered										<0.11	<0.19	<0.14	<0.07	<0.17	<0.09	<0.40	<0.18	<0.08	<0.20	<0.22	<0.15	<0.12
SW-03	03/31/05	Unfiltered	<0.29	<0.30	<0.21	<0.21	<0.17	<0.29	<0.31															

Consolidation Data Summary Table - Surface Water
Beaumont Site 1

			E1624	E1625C	E218.6	E314.0	SW6010											
Sample Location	Sample Date	Filter Status	1,4-Dioxane -ug/L	1,4-Dioxane -ug/L	Hexavalent chromium -ug/L	Perchlorate -ug/L	Antimony -mg/L	Arsenic -mg/L	Barium -mg/L	Beryllium -mg/L	Cadmium -mg/L	Chromium -mg/L	Cobalt -mg/L	Copper -mg/L	Lead -mg/L	Molybdenum -mg/L	Nickel -mg/L	Selenium -mg/L
SW-03	06/22/05	Unfiltered		17	0.33	170	<0.00209	<0.00308	0.0701	<0.000176	<0.000350	<0.000350	<0.000696	<0.00134	<0.00236	<0.000800	<0.00137	<0.00295
SW-03	12/08/05	Unfiltered		13		290 Bk												
SW-03	06/05/06	Unfiltered		19 Je		80												
SW-04	07/21/03	Unfiltered	<1.1			<0.46												
SW-04	03/31/05	Unfiltered		11	<0.0050	160	<0.00209	<0.00308	0.0825	<0.000176	<0.000350	<0.000350	<0.000696	<0.00134	<0.00236	0.00630	<0.00137	<0.00295
SW-04	06/22/05	Unfiltered		7.6	0.21	5.3	<0.00209	<0.00308	0.0565	<0.000176	<0.000350	<0.000350	<0.000696	<0.00134	<0.00236	<0.000800	<0.00137	<0.00295
SW-04	12/08/05	Unfiltered		7.9		150 Bk												
SW-04	06/05/06	Unfiltered		5.0 Je		47												
SW-05	07/21/03	Unfiltered	<1.1			<0.46												
SW-06	07/21/03	Unfiltered	<1.1			<0.46												
SW-06	03/18/04	Unfiltered	<1.1			<0.46												
SW-06	06/24/04	Unfiltered	2.6		<0.0050	<0.46	<0.00209	<0.00308	0.0627	<0.000176	<0.000350	<0.000350	<0.000696	<0.00134	<0.00236	0.0111	<0.00137	<0.00295
SW-06	06/24/04	Filtered																
SW-06	12/15/04	Unfiltered		2.6	<0.0050	<0.46	<0.00209	<0.00308	0.0824	<0.000176	<0.000350	<0.000350	<0.000696	<0.00134	<0.00236	0.0104	<0.00137	<0.00295
SW-06	03/31/05	Unfiltered		<1.1	<0.0050	<0.46	<0.00209	<0.00308	0.105	<0.000176	<0.000350	<0.000350	<0.000696	<0.00134	<0.00236	0.0136	<0.00137	<0.00295
SW-06	06/20/05	Unfiltered		2.7	<0.0050	<0.59	<0.00209	<0.00308	0.0835	<0.000176	<0.000350	<0.000350	<0.000696	<0.00134	<0.00236	0.0139	<0.00137	<0.00295
SW-06	12/08/05	Unfiltered		2.1		<0.59												
SW-06	06/05/06	Unfiltered		2.8 Je		<0.43												
SW-07	07/21/03	Unfiltered	2.9			<0.46												
SW-07	03/18/04	Unfiltered	<1.1			<0.46												
SW-07	06/24/04	Unfiltered	<1.1		<0.0050	<0.46	<0.00209	<0.00308	0.0997	<0.000176	<0.000350	<0.000350	<0.000696	<0.00134	<0.00236	0.0154	<0.00137	<0.00295
SW-07	06/24/04	Filtered																
SW-07	12/15/04	Unfiltered		<1.1	<0.0050	<0.46	<0.00209	<0.00308	0.111	<0.000176	<0.000350	<0.000350	<0.000696	<0.00134	<0.00236	0.0120	<0.00137	<0.00295
SW-07	03/31/05	Unfiltered		<1.1	<0.0050	<0.46	<0.00209	<0.00308	0.104	<0.000176	<0.000350	<0.000350	<0.000696	<0.00134	<0.00236	0.0145	<0.00137	<0.00295
SW-07	06/20/05	Unfiltered		<1.1	<0.0050	<0.59	<0.00209	<0.00308	0.0900	<0.000176	<0.000350	<0.000350	<0.000696	<0.00134	<0.00236	0.0153	<0.00137	<0.00295
SW-07	12/08/05	Unfiltered		<1.1		<0.59												
SW-07	06/05/06	Unfiltered		1.9 Jeq		<0.43												
SW-07re	06/21/06	Unfiltered		<0.40														
SW-08	03/31/05	Unfiltered		<1.1	<0.0050	<0.46	<0.00209	<0.00308	0.162	<0.000176	<0.000350	<0.000350	<0.000696	<0.00134	<0.00236	0.00659	<0.00137	<0.00295
SW-102	06/22/05	Unfiltered		20	0.26	97	<0.00209	<0.00308	0.0710	<0.000176	<0.000350	<0.000350	<0.000696	<0.00134	<0.00236	<0.000800	<0.00137	<0.00295
SW-102	12/08/05	Unfiltered		13		330 Bk												

Consolidation Data Summary Table - Surface Water
Beaumont Site 1

			SW6010				SW7470	SW8260												
Sample Location	Sample Date	Filter Status	Silver -mg/L	Thallium -mg/L	Vanadium -mg/L	Zinc -mg/L	Mercury -mg/L	1,1,1,2-Tetrachloroethane -ug/L	1,1,1-Trichloroethane -ug/L	1,1,2,2-Tetrachloroethane -ug/L	1,1,2-Trichloroethane -ug/L	1,1,2-Trichlorotrifluoroethane -ug/L	1,1-Dichloroethane -ug/L	1,1-Dichloroethene -ug/L	1,1-Dichloropropene -ug/L	1,2,3-Trichlorobenzene -ug/L	1,2,3-Trichloropropane -ng/L	1,2,4-Trichlorobenzene -ug/L	1,2,4-Trimethylbenzene -ug/L	1,2-Dibromo-3-chloropropane -ug/L	1,2-Dibromoethane -ug/L
SW-03	06/22/05	Unfiltered	<0.000400	<0.00233	<0.000314	<0.000848	<0.0000672	<0.37	<0.32	<0.37	<0.54	<0.54	<0.53	2.6	<0.21	<0.39	<2.3	<0.35	<0.26	<2.5	<0.81
SW-03	12/08/05	Unfiltered						<0.37	<0.32	<0.37	<0.54	<0.54	<0.53	5.7	<0.21	<0.39	<2.3	<0.35	<0.26	<2.5	<0.81
SW-03	06/05/06	Unfiltered						<0.37	<0.32	<0.37	<0.54	<0.54	<0.53	4.4	<0.21	<0.39	<2.3	<0.35	<0.26	<2.5	<0.81
SW-04	07/21/03	Unfiltered						<0.45	<0.46	<0.19	<0.42		<0.40	<0.32	<0.55	<0.40	<2.0	<0.28	<0.22	<2.6	<0.51
SW-04	03/31/05	Unfiltered	<0.000400	<0.00233	0.00748	0.215	<0.0000672	<0.37	<0.32	<0.37	<0.54	<0.54	<0.53	4.8	<0.21	<0.39	<2.3	<0.35	<0.26	<2.5	<0.81
SW-04	06/22/05	Unfiltered	<0.000400	<0.00233	<0.000314	<0.000848	<0.0000672	<0.37	<0.32	<0.37	<0.54	<0.54	<0.53	<0.31	<0.21	<0.39	<2.3	<0.35	<0.26	<2.5	<0.81
SW-04	12/08/05	Unfiltered						<0.37	<0.32	<0.37	<0.54	<0.54	<0.53	3.2	<0.21	<0.39	<2.3	<0.35	<0.26	<2.5	<0.81
SW-04	06/05/06	Unfiltered						<0.37	<0.32	<0.37	<0.54	<0.54	<0.53	<0.31	<0.21	<0.39	<2.3	<0.35	<0.26	<2.5	<0.81
SW-05	07/21/03	Unfiltered						<0.45	<0.46	<0.19	<0.42		<0.40	<0.32	<0.55	<0.40	<2.0	<0.28	<0.22	<2.6	<0.51
SW-06	07/21/03	Unfiltered						<0.45	<0.46	<0.19	<0.42		<0.40	<0.32	<0.55	<0.40	<2.0	<0.28	<0.22	<2.6	<0.51
SW-06	03/18/04	Unfiltered						<0.45	<0.46	<0.19	<0.42	<0.70	<0.40	<0.32	<0.55	<0.40	<2.0	<0.28	<0.22	<2.6	<0.51
SW-06	06/24/04	Unfiltered	<0.000400	<0.00233	<0.000314	<0.000848	<0.0000672	<0.45	<0.46	<0.19	<0.42	<0.70	<0.40	<0.32	<0.55	<0.40	<2.0	<0.28	<0.22	<2.6	<0.51
SW-06	06/24/04	Filtered																			
SW-06	12/15/04	Unfiltered	<0.000400	<0.00233	<0.000314	<0.000848	<0.0000672	<0.37	<0.32	<0.37	<0.54	<0.54	<0.53	<0.31	<0.21	<0.39	<2.3	<0.35	<0.26	<2.5	<0.81
SW-06	03/31/05	Unfiltered	<0.000400	<0.00233	0.00823	<0.000848	<0.0000672	<0.37	<0.32	<0.37	<0.54	<0.54	<0.53	<0.31	<0.21	<0.39	<2.3	<0.35	<0.26	<2.5	<0.81
SW-06	06/20/05	Unfiltered	<0.000400	<0.00233	0.00942	<0.000848	<0.0000672	<0.37	<0.32	<0.37	<0.54	<0.54	<0.53	<0.31	<0.21	<0.39	<2.3	<0.35	<0.26	<2.5	<0.81
SW-06	12/08/05	Unfiltered						<0.37	<0.32	<0.37	<0.54	<0.54	<0.53	<0.31	<0.21	<0.39	<2.3	<0.35	<0.26	<2.5	<0.81
SW-06	06/05/06	Unfiltered						<0.37	<0.32	<0.37	<0.54	<0.54	<0.53	<0.31	<0.21	<0.39	<2.3	<0.35	<0.26	<2.5	<0.81
SW-07	07/21/03	Unfiltered						<0.45	<0.46	<0.19	<0.42		<0.40	<0.32	<0.55	<0.40	<2.0	<0.28	<0.22	<2.6	<0.51
SW-07	03/18/04	Unfiltered						<0.45	<0.46	<0.19	<0.42	<0.70	<0.40	<0.32	<0.55	<0.40	<2.0	<0.28	<0.22	<2.6	<0.51
SW-07	06/24/04	Unfiltered	<0.000400	<0.00233	<0.000314	<0.000848	<0.0000672	<0.45	<0.46	<0.19	<0.42	<0.70	<0.40	<0.32	<0.55	<0.40	<2.0	<0.28	<0.22	<2.6	<0.51
SW-07	06/24/04	Filtered																			
SW-07	12/15/04	Unfiltered	<0.000400	<0.00233	0.00574	<0.000848	<0.0000672	<0.37	<0.32	<0.37	<0.54	<0.54	<0.53	<0.31	<0.21	<0.39	<2.3	<0.35	<0.26	<2.5	<0.81
SW-07	03/31/05	Unfiltered	<0.000400	<0.00233	0.00925	<0.000848	<0.0000672	<0.37	<0.32	<0.37	<0.54	<0.54	<0.53	<0.31	<0.21	<0.39	<2.3	<0.35	<0.26	<2.5	<0.81
SW-07	06/20/05	Unfiltered	<0.000400	<0.00233	0.00873	<0.000848	<0.0000672	<0.37	<0.32	<0.37	<0.54	<0.54	<0.53	<0.31	<0.21	<0.39	<2.3	<0.35	<0.26	<2.5	<0.81
SW-07	12/08/05	Unfiltered						<0.37	<0.32	<0.37	<0.54	<0.54	<0.53	<0.31	<0.21	<0.39	<2.3	<0.35	<0.26	<2.5	<0.81
SW-07	06/05/06	Unfiltered						<0.37	<0.32	<0.37	<0.54	<0.54	<0.53	<0.31	<0.21	<0.39	<2.3	<0.35	<0.26	<2.5	<0.81
SW-07re	06/21/06	Unfiltered																			
SW-08	03/31/05	Unfiltered	<0.000400	<0.00233	0.00895	0.235	<0.0000672	<0.37	<0.32	<0.37	<0.54	<0.54	<0.53	<0.31	<0.21	<0.39	<2.3	<0.35	<0.26	<2.5	<0.81
SW-102	06/22/05	Unfiltered	<0.000400	<0.00233	0.00514	<0.000848	<0.0000672	<0.37	<0.32	<0.37	<0.54	<0.54	<0.53	8.1 Jf	<0.21	<0.39	<2.3	<0.35	<0.26	<2.5	<0.81
SW-102	12/08/05	Unfiltered						<0.37	0.73 Jq	<0.37	<0.54	<0.54	0.66 Jq	19	<0.21	<0.39	<2.3	<0.35	<0.26	<2.5	<0.81

Consolidation Data Summary Table - Surface Water
Beaumont Site 1

			SW8260																					
Sample Location	Sample Date	Filter Status	1,2-Dichlorobenzene -ug/L	1,2-Dichloroethane -ug/L	1,2-Dichloropropane -ug/L	1,3,5-Trimethylbenzene -ug/L	1,3-Dichlorobenzene -ug/L	1,3-Dichloropropane -ug/L	1,4-Dichlorobenzene -ug/L	2,2-Dichloropropane -ug/L	2-Butanone (MEK) -ug/L	2-Chlorotoluene -ug/L	2-Hexanone -ug/L	4-Chlorotoluene -ug/L	4-Isopropyltoluene -ug/L	4-Methyl-2-pentanone -ug/L	Acetone -ug/L	Benzene -ug/L	Bromobenzene -ug/L	Bromochloromethane -ug/L	Bromodichloromethane -ug/L	Bromoform -ug/L	Bromomethane -ug/L	Carbon disulfide -ug/L	Carbon tetrachloride -ug/L
SW-03	06/22/05	Unfiltered	<0.24	<0.22	<0.28	<0.19	<0.38	<0.30	<0.30	<0.40	<4.2	<0.24	<1.9	<0.30	<0.21	<2.4	<6.1	<0.26	<0.47	<0.68	<0.27	<0.62	<2.9	<1.0	<0.42
SW-03	12/08/05	Unfiltered	<0.24	<0.22	<0.28	<0.19	<0.38	<0.30	<0.30	<0.40	<4.2	<0.24	<1.9	<0.30	<0.21	<2.4	<6.1	<0.26	<0.47	<0.68	<0.27	<0.62	<2.9	<1.0	<0.42
SW-03	06/05/06	Unfiltered	<0.24	<0.22	<0.28	<0.19	<0.38	<0.30	<0.30	<0.40	<4.2	<0.24	<1.9	<0.30	<0.21	<2.4	7.4 Jq	<0.26	<0.47	<0.68	<0.27	<0.62	<2.9	<1.0	<0.42
SW-04	07/21/03	Unfiltered	<0.29	<0.35	<0.40	<0.11	<0.27	<0.35	<0.28	<0.39	<1.7	<0.67	<2.5	<0.16	<0.17	<2.6	<3.6	<0.29	<0.26	<0.37	<0.33	<0.87	<0.90	<0.28	<0.40
SW-04	03/31/05	Unfiltered	<0.24	<0.22	<0.28	<0.19	<0.38	<0.30	<0.30	<0.40	<4.2	<0.24	<1.9	<0.30	<0.21	<2.4	<6.1	<0.26	<0.47	<0.68	<0.27	<0.62	<2.9	<1.0	<0.42
SW-04	06/22/05	Unfiltered	<0.24	<0.22	<0.28	<0.19	<0.38	<0.30	<0.30	<0.40	<4.2	<0.24	<1.9	<0.30	<0.21	<2.4	<6.1	<0.26	<0.47	<0.68	<0.27	<0.62	<2.9	<1.0	<0.42
SW-04	12/08/05	Unfiltered	<0.24	<0.22	<0.28	<0.19	<0.38	<0.30	<0.30	<0.40	<4.2	<0.24	<1.9	<0.30	<0.21	<2.4	<6.1	<0.26	<0.47	<0.68	<0.27	<0.62	<2.9	<1.0	<0.42
SW-04	06/05/06	Unfiltered	<0.24	<0.22	<0.28	<0.19	<0.38	<0.30	<0.30	<0.40	13	<0.24	<1.9	<0.30	11	<2.4	150	<0.26	<0.47	<0.68	<0.27	<0.62	<2.9	2.8 Jq	<0.42
SW-05	07/21/03	Unfiltered	<0.29	<0.35	<0.40	<0.11	<0.27	<0.35	<0.28	<0.39	<1.7	<0.67	<2.5	<0.16	<0.17	<2.6	<3.6	<0.29	<0.26	<0.37	<0.33	<0.87	<0.90	<0.28	<0.40
SW-06	07/21/03	Unfiltered	<0.29	<0.35	<0.40	<0.11	<0.27	<0.35	<0.28	<0.39	<1.7	<0.67	<2.5	<0.16	<0.17	<2.6	<3.6	<0.29	<0.26	<0.37	<0.33	<0.87	<0.90	<0.28	<0.40
SW-06	03/18/04	Unfiltered	<0.29	<0.35	<0.40	<0.11	<0.27	<0.35	<0.28	<0.39	<1.7	<0.67	<2.5	<0.16	<0.17	<2.6	<3.6	<0.29	<0.26	<0.37	<0.33	<0.87	<0.90	<0.28	<0.40
SW-06	06/24/04	Unfiltered	<0.29	<0.35	<0.40	<0.11	<0.27	<0.35	<0.28	<0.39	<1.7	<0.67	<2.5	<0.16	<0.17	<2.6	<3.6	<0.29	<0.26	<0.37	<0.33	<0.87	<0.90	<0.28	<0.40
SW-06	06/24/04	Filtered																							
SW-06	12/15/04	Unfiltered	<0.24	<0.22	<0.28	<0.19	<0.38	<0.30	<0.30	<0.40	<4.2	<0.24	<1.9	<0.30	<0.21	<2.4	<6.1	<0.26	<0.47	<0.68	<0.27	<0.62	<2.9	<1.0	<0.42
SW-06	03/31/05	Unfiltered	<0.24	<0.22	<0.28	<0.19	<0.38	<0.30	<0.30	<0.40	<4.2	<0.24	<1.9	<0.30	<0.21	<2.4	<6.1	<0.26	<0.47	<0.68	<0.27	<0.62	<2.9	<1.0	<0.42
SW-06	06/20/05	Unfiltered	<0.24	<0.22	<0.28	<0.19	<0.38	<0.30	<0.30	<0.40	<4.2	<0.24	<1.9	<0.30	<0.21	<2.4	<6.1	<0.26	<0.47	<0.68	<0.27	<0.62	<2.9	<1.0	<0.42
SW-06	12/08/05	Unfiltered	<0.24	<0.22	<0.28	<0.19	<0.38	<0.30	<0.30	<0.40	<4.2	<0.24	<1.9	<0.30	<0.21	<2.4	<6.1	<0.26	<0.47	<0.68	<0.27	<0.62	<2.9	<1.0	<0.42
SW-06	06/05/06	Unfiltered	<0.24	<0.22	<0.28	<0.19	<0.38	<0.30	<0.30	<0.40	<4.2	<0.24	<1.9	<0.30	<0.21	<2.4	11	<0.26	<0.47	<0.68	<0.27	<0.62	<2.9	<1.0	<0.42
SW-07	07/21/03	Unfiltered	<0.29	<0.35	<0.40	<0.11	<0.27	<0.35	<0.28	<0.39	<1.7	<0.67	<2.5	<0.16	<0.17	<2.6	<3.6	<0.29	<0.26	<0.37	<0.33	<0.87	<0.90	<0.28	<0.40
SW-07	03/18/04	Unfiltered	<0.29	<0.35	<0.40	<0.11	<0.27	<0.35	<0.28	<0.39	<1.7	<0.67	<2.5	<0.16	<0.17	<2.6	<3.6	<0.29	<0.26	<0.37	<0.33	<0.87	<0.90	<0.28	<0.40
SW-07	06/24/04	Unfiltered	<0.29	<0.35	<0.40	<0.11	<0.27	<0.35	<0.28	<0.39	<1.7	<0.67	<2.5	<0.16	<0.17	<2.6	<3.6	<0.29	<0.26	<0.37	<0.33	<0.87	<0.90	<0.28	<0.40
SW-07	06/24/04	Filtered																							
SW-07	12/15/04	Unfiltered	<0.24	<0.22	<0.28	<0.19	<0.38	<0.30	<0.30	<0.40	<4.2	<0.24	<1.9	<0.30	<0.21	<2.4	<6.1	<0.26	<0.47	<0.68	<0.27	<0.62	<2.9	<1.0	<0.42
SW-07	03/31/05	Unfiltered	<0.24	<0.22	<0.28	<0.19	<0.38	<0.30	<0.30	<0.40	<4.2	<0.24	<1.9	<0.30	<0.21	<2.4	<6.1	<0.26	<0.47	<0.68	<0.27	<0.62	<2.9	<1.0	<0.42
SW-07	06/20/05	Unfiltered	<0.24	<0.22	<0.28	<0.19	<0.38	<0.30	<0.30	<0.40	<4.2	<0.24	<1.9	<0.30	<0.21	<2.4	<6.1	<0.26	<0.47	<0.68	<0.27	<0.62	<2.9	<1.0	<0.42
SW-07	12/08/05	Unfiltered	<0.24	<0.22	<0.28	<0.19	<0.38	<0.30	<0.30	<0.40	<4.2	<0.24	<1.9	<0.30	<0.21	<2.4	<6.1	<0.26	<0.47	<0.68	<0.27	<0.62	<2.9	<1.0	<0.42
SW-07	06/05/06	Unfiltered	<0.24	<0.22	<0.28	<0.19	<0.38	<0.30	<0.30	<0.40	<4.2	<0.24	<1.9	<0.30	<0.21	<2.4	12	<0.26	<0.47	<0.68	<0.27	<0.62	<2.9	<1.0	<0.42
SW-07re	06/21/06	Unfiltered																							
SW-08	03/31/05	Unfiltered	<0.24	<0.22	<0.28	<0.19	<0.38	<0.30	<0.30	<0.40	<4.2	<0.24	<1.9	<0.30	<0.21	<2.4	15	<0.26	<0.47	<0.68	<0.27	<0.62	<2.9	<1.0	<0.42
SW-102	06/22/05	Unfiltered	<0.24	<0.22	<0.28	<0.19	<0.38	<0.30	<0.30	<0.40	<4.2	<0.24	<1.9	<0.30	<0.21	<2.4	<6.1	<0.26	<0.47	<0.68	<0.27	<0.62	<2.9	<1.0	<0.42
SW-102	12/08/05	Unfiltered	<0.24	<0.22	<0.28	<0.19	<0.38	<0.30	<0.30	<0.40	<4.2	<0.24	<1.9	<0.30	<0.21	<2.4	<6.1	<0.26	<0.47	<0.68	<0.27	<0.62	<2.9	<1.0	<0.42

Consolidation Data Summary Table - Surface Water
Beaumont Site 1

Sample Location	Sample Date	Filter Status	SW8260																					
			Chlorobenzene -ug/L	Chlorodibromomethane -ug/L	Chloroethane -ug/L	Chloroform -ug/L	Chloromethane -ug/L	Dibromomethane -ug/L	Dichlorodifluoromethane -ug/L	Dichloromethane -ug/L	Ethylbenzene -ug/L	Hexachlorobutadiene -ug/L	Isopropylbenzene -ug/L	Methyl tert-butyl ether -ug/L	Naphthalene -ug/L	Styrene -ug/L	Tetrachloroethene -ug/L	Toluene -ug/L	Trichloroethene -ug/L	Trichlorofluoromethane -ug/L	Vinyl acetate -ug/L	Vinyl chloride -ug/L	cis-1,2-Dichloroethene -ug/L	cis-1,3-Dichloropropene -ug/L	m,p-Xylenes -ug/L
SW-03	06/22/05	Unfiltered	<0.36	<0.45	<0.52	<0.22	<1.8	<0.42	<0.27	<2.6	<0.17		<0.24	<0.29	<0.95	<0.29	<0.29	7.3	3.5	<0.36	<3.2	<0.33	<0.35	<0.45	<0.38
SW-03	12/08/05	Unfiltered	<0.36	<0.45	<0.52	<0.22	<1.8	<0.42	<0.27	<2.6	<0.17		<0.24	<0.29	<0.95	<0.29	<0.29	<0.35	7.5	<0.36	<3.2	<0.33	<0.35	<0.45	<0.38
SW-03	06/05/06	Unfiltered	<0.36	<0.45	<0.52	<0.22	<1.8	<0.42	<0.27	15 Bak	<0.17		<0.24	<0.29	<0.95	<0.29	<0.29	<0.35	4.7	<0.36	<3.2	<0.33	0.76 Jq	<0.45	<0.38
SW-04	07/21/03	Unfiltered	<0.19	<0.29	<0.46	<0.45	<0.43	<0.46	<0.47	<1.7	<0.19		<0.17	<0.28	<0.56	<0.14	<0.20	<0.35	<0.48	<0.27	<3.6	<0.35	<0.56	<0.44	<0.17
SW-04	03/31/05	Unfiltered	<0.36	<0.45	<0.52	<0.22	<1.8	<0.42	<0.27	<2.6	<0.17		<0.24	<0.29	<0.95	<0.29	<0.29	<0.35	5.4	<0.36	<3.2	<0.33	<0.35	<0.45	<0.38
SW-04	06/22/05	Unfiltered	<0.36	<0.45	<0.52	<0.22	<1.8	<0.42	<0.27	<2.6	<0.17		<0.24	<0.29	<0.95	<0.29	<0.29	1.1	1.3	<0.36	<3.2	<0.33	<0.35	<0.45	<0.38
SW-04	12/08/05	Unfiltered	<0.36	<0.45	<0.52	<0.22	<1.8	<0.42	<0.27	<2.6	<0.17		<0.24	<0.29	<0.95	<0.29	<0.29	0.66 Jq	4.5	<0.36	<3.2	<0.33	<0.35	<0.45	<0.38
SW-04	06/05/06	Unfiltered	<0.36	<0.45	<0.52	<0.22	<1.8	<0.42	<0.27	18 Bak	<0.17		<0.24	<0.29	<0.95	<0.29	<0.29	50	0.34 Jq	<0.36	<3.2	<0.33	<0.35	<0.45	<0.38
SW-05	07/21/03	Unfiltered	<0.19	<0.29	<0.46	<0.45	<0.43	<0.46	<0.47	<1.7	<0.19		<0.17	<0.28	<0.56	<0.14	<0.20	<0.35	<0.48	<0.27	<3.6	<0.35	<0.56	<0.44	<0.17
SW-06	07/21/03	Unfiltered	<0.19	<0.29	<0.46	<0.45	<0.43	<0.46	<0.47	<1.7	<0.19		<0.17	<0.28	<0.56	<0.14	<0.20	<0.35	<0.48	<0.27	<3.6	<0.35	<0.56	<0.44	<0.17
SW-06	03/18/04	Unfiltered	<0.19	<0.29	<0.46	<0.45	<0.43	<0.46	<0.47	<1.7	<0.19		<0.17	<0.28	<0.56	<0.14	<0.20	<0.35	<0.48	<0.27	<3.6	<0.35	<0.56	<0.44	<0.17
SW-06	06/24/04	Unfiltered	<0.19	<0.29	<0.46	<0.45	<0.43	<0.46	<0.47	<1.7	<0.19		<0.17	<0.28	<0.56	<0.14	<0.20	<0.35	<0.48	<0.27	<3.6	<0.35	<0.56	<0.44	<0.17
SW-06	06/24/04	Filtered																							
SW-06	12/15/04	Unfiltered	<0.36	<0.45	<0.52	<0.22	<1.8	<0.42	<0.27	<2.6	<0.17		<0.24	<0.29	<0.95	<0.29	<0.29	<0.35	<0.30	<0.36	<3.2	<0.33	<0.35	<0.45	<0.38
SW-06	03/31/05	Unfiltered	<0.36	<0.45	<0.52	<0.22	<1.8	<0.42	<0.27	<2.6	<0.17		<0.24	<0.29	<0.95	<0.29	<0.29	<0.35	<0.30	<0.36	<3.2	<0.33	<0.35	<0.45	<0.38
SW-06	06/20/05	Unfiltered	<0.36	<0.45	<0.52	<0.22	<1.8	<0.42	<0.27	<2.6	<0.17		<0.24	<0.29	<0.95	<0.29	<0.29	<0.35	<0.30	<0.36	<3.2	<0.33	<0.35	<0.45	<0.38
SW-06	12/08/05	Unfiltered	<0.36	<0.45	<0.52	<0.22	<1.8	<0.42	<0.27	<2.6	<0.17		<0.24	<0.29	<0.95	<0.29	<0.29	<0.35	<0.30	<0.36	<3.2	<0.33	<0.35	<0.45	<0.38
SW-06	06/05/06	Unfiltered	<0.36	<0.45	<0.52	<0.22	<1.8	<0.42	<0.27	24 Bak	<0.17		<0.24	<0.29	<0.95	<0.29	<0.29	<0.35	<0.30	<0.36	<3.2	<0.33	<0.35	<0.45	<0.38
SW-07	07/21/03	Unfiltered	<0.19	<0.29	<0.46	<0.45	<0.43	<0.46	<0.47	<1.7	<0.19		<0.17	<0.28	<0.56	<0.14	<0.20	<0.35	<0.48	<0.27	<3.6	<0.35	<0.56	<0.44	<0.17
SW-07	03/18/04	Unfiltered	<0.19	<0.29	<0.46	<0.45	<0.43	<0.46	<0.47	<1.7	<0.19		<0.17	<0.28	<0.56	<0.14	<0.20	<0.35	<0.48	<0.27	<3.6	<0.35	<0.56	<0.44	<0.17
SW-07	06/24/04	Unfiltered	<0.19	<0.29	<0.46	<0.45	<0.43	<0.46	<0.47	<1.7	<0.19		<0.17	<0.28	<0.56	<0.14	<0.20	<0.35	<0.48	<0.27	<3.6	<0.35	<0.56	<0.44	<0.17
SW-07	06/24/04	Filtered																							
SW-07	12/15/04	Unfiltered	<0.36	<0.45	<0.52	<0.22	<1.8	<0.42	<0.27	<2.6	<0.17		<0.24	<0.29	<0.95	<0.29	<0.29	<0.35	<0.30	<0.36	<3.2	<0.33	<0.35	<0.45	<0.38
SW-07	03/31/05	Unfiltered	<0.36	<0.45	<0.52	<0.22	<1.8	<0.42	<0.27	<2.6	<0.17		<0.24	<0.29	<0.95	<0.29	<0.29	<0.35	<0.30	<0.36	<3.2	<0.33	<0.35	<0.45	<0.38
SW-07	06/20/05	Unfiltered	<0.36	<0.45	<0.52	<0.22	<1.8	<0.42	<0.27	<2.6	<0.17		<0.24	<0.29	<0.95	<0.29	<0.29	<0.35	<0.30	<0.36	<3.2	<0.33	<0.35	<0.45	<0.38
SW-07	12/08/05	Unfiltered	<0.36	<0.45	<0.52	<0.22	<1.8	<0.42	<0.27	<2.6	<0.17		<0.24	<0.29	<0.95	<0.29	<0.29	<0.35	<0.30	<0.36	<3.2	<0.33	<0.35	<0.45	<0.38
SW-07	06/05/06	Unfiltered	<0.36	<0.45	<0.52	<0.22	<1.8	<0.42	<0.27	22 Bak	<0.17		<0.24	<0.29	<0.95	<0.29	<0.29	<0.35	<0.30	<0.36	<3.2	<0.33	<0.35	<0.45	<0.38
SW-07re	06/21/06	Unfiltered																							
SW-08	03/31/05	Unfiltered	<0.36	<0.45	<0.52	<0.22	<1.8	<0.42	<0.27	<2.6	<0.17		<0.24	<0.29	<0.95	<0.29	<0.29	<0.35	<0.30	<0.36	<3.2	<0.33	<0.35	<0.45	<0.38
SW-102	06/22/05	Unfiltered	<0.36	<0.45	<0.52	<0.22	<1.8	<0.42	<0.27	<2.6	<0.17		<0.24	<0.29	<0.95	<0.29	<0.29	<0.35	9.2	<0.36	<3.2	<0.33	1.2	<0.45	<0.38
SW-102	12/08/05	Unfiltered	<0.36	<0.45	<0.52	<0.22	<1.8	<0.42	<0.27	<2.6	<0.17		<0.24	<0.29	<0.95	<0.29	<0.29	0.38 Jq	21	<0.36	<3.2	<0.33	1.0	<0.45	<0.38

Consolidation Data Summary Table - Surface Water
Beaumont Site 1

			SW8260							SW8260 SIM	SW8270	SW8330													
Sample Location	Sample Date	Filter Status	N-Butylbenzene -ug/L	n-Propylbenzene -ug/L	o-Xylene -ug/L	sec-Butylbenzene -ug/L	tert-Butylbenzene -ug/L	trans-1,2-Dichloroethene -ug/L	trans-1,3-Dichloropropene -ug/L	1,2,3-Trichloropropane -ng/L	SW8270 -1,4-Dioxane -ug/L	1,3,5-Trinitrobenzene (TNB) -ug/L	1,3-Dinitrobenzene -ug/L	2,4,6-Trinitrotoluene (TNT) -ug/L	2,4-Dinitrotoluene -ug/L	2,6-Dinitrotoluene -ug/L	2-Amino-4,6-dinitrotoluene -ug/L	2/4-Nitrotoluene -ug/L	3-Nitrotoluene -ug/L	4-Amino-2,6-dinitrotoluene -ug/L	HMX -ug/L	Nitrobenzene -ug/L	RDX -ug/L	Tetryl -ug/L
SW-03	06/22/05	Unfiltered	<0.29	<0.30	<0.21	<0.21	<0.17	<0.29	<0.31																
SW-03	12/08/05	Unfiltered	<0.29	<0.30	<0.21	<0.21	<0.17	<0.29	<0.31																
SW-03	06/05/06	Unfiltered	<0.29	<0.30	<0.21	<0.21	<0.17	<0.29	<0.31																
SW-04	07/21/03	Unfiltered	<0.34	<0.24	<0.16	<0.11	<0.23	<0.60	<0.30																
SW-04	03/31/05	Unfiltered	<0.29	<0.30	<0.21	<0.21	<0.17	<0.29	<0.31																
SW-04	06/22/05	Unfiltered	<0.29	<0.30	<0.21	<0.21	<0.17	<0.29	<0.31																
SW-04	12/08/05	Unfiltered	<0.29	<0.30	<0.21	<0.21	<0.17	<0.29	<0.31																
SW-04	06/05/06	Unfiltered	<0.29	<0.30	<0.21	<0.21	<0.17	<0.29	<0.31																
SW-05	07/21/03	Unfiltered	<0.34	<0.24	<0.16	<0.11	<0.23	<0.60	<0.30																
SW-06	07/21/03	Unfiltered	<0.34	<0.24	<0.16	<0.11	<0.23	<0.60	<0.30																
SW-06	03/18/04	Unfiltered	<0.34	<0.24	<0.16	<0.11	<0.23	<0.60	<0.30																
SW-06	06/24/04	Unfiltered	<0.34	<0.24	<0.16	<0.11	<0.23	<0.60	<0.30	<0.81															
SW-06	06/24/04	Filtered										<0.11	<0.19	<0.14	<0.07	<0.17	<0.09	<0.40	<0.18	<0.08	<0.20	<0.22	<0.15	<0.12
SW-06	12/15/04	Unfiltered	<0.29	<0.30	<0.21	<0.21	<0.17	<0.29	<0.31																
SW-06	03/31/05	Unfiltered	<0.29	<0.30	<0.21	<0.21	<0.17	<0.29	<0.31																
SW-06	06/20/05	Unfiltered	<0.29	<0.30	<0.21	<0.21	<0.17	<0.29	<0.31																
SW-06	12/08/05	Unfiltered	<0.29	<0.30	<0.21	<0.21	<0.17	<0.29	<0.31																
SW-06	06/05/06	Unfiltered	<0.29	<0.30	<0.21	<0.21	<0.17	<0.29	<0.31																
SW-07	07/21/03	Unfiltered	<0.34	<0.24	<0.16	<0.11	<0.23	<0.60	<0.30																
SW-07	03/18/04	Unfiltered	<0.34	<0.24	<0.16	<0.11	<0.23	<0.60	<0.30																
SW-07	06/24/04	Unfiltered	<0.34	<0.24	<0.16	<0.11	<0.23	<0.60	<0.30	<0.81															
SW-07	06/24/04	Filtered										<0.11	<0.19	<0.14	<0.07	<0.17	<0.09	<0.40	<0.18	<0.08	<0.20	<0.22	<0.15	<0.12
SW-07	12/15/04	Unfiltered	<0.29	<0.30	<0.21	<0.21	<0.17	<0.29	<0.31																
SW-07	03/31/05	Unfiltered	<0.29	<0.30	<0.21	<0.21	<0.17	<0.29	<0.31																
SW-07	06/20/05	Unfiltered	<0.29	<0.30	<0.21	<0.21	<0.17	<0.29	<0.31																
SW-07	12/08/05	Unfiltered	<0.29	<0.30	<0.21	<0.21	<0.17	<0.29	<0.31																
SW-07	06/05/06	Unfiltered	<0.29	<0.30	<0.21	<0.21	<0.17	<0.29	<0.31																
SW-07re	06/21/06	Unfiltered																							
SW-08	03/31/05	Unfiltered	<0.29	<0.30	<0.21	<0.21	<0.17	<0.29	<0.31																
SW-102	06/22/05	Unfiltered	<0.29	<0.30	<0.21	<0.21	<0.17	<0.29	<0.31																
SW-102	12/08/05	Unfiltered	<0.29	<0.30	<0.21	<0.21	<0.17	<0.29	<0.31																

Consolidation Data Summary Table - Groundwater
Beaumont Site 1

	Water Level Data					E160.1	E1624	E1625C	E1625C	E218.6	E300.0				E314.0	E314.1	E524.2	SM2320
Sample Location	Depth to Water (feet below ground surface)	Groundwater Elevation (feet above mean sea level)	Elevation Date	Sample Date	Filter Status	Total Dissolved Solids -mg/L	1,4-Dioxane -ug/L	1,4-Dioxane -ug/L	N-Nitrosodimethylamine -ng/L	Hexavalent chromium -ug/L	Chloride -mg/L	Nitrate -mg/L	Nitrogen, as Nitrite -mg/L	Sulfate -mg/L	Perchlorate -ug/L	Perchlorate -ug/L	1,2,3-Trichloropropane -ug/L	Alkalinity, Bicarbonate (as CaCO3) -mg/L
EW-13	81.81	2100.05	06/17/04	07/19/04	Unfiltered		2100 Jr			<0.005						6500		
EW-13	81.81	2100.05	06/17/04	07/19/04	Filtered													
EW-13	83.59	2098.27	12/14/04	12/17/04	Unfiltered			110		<0.005						750		
EW-13	57.71	2124.15	06/01/05	07/06/05	Unfiltered			880		<0.0050					1800			
EW-13	58.57	2123.29	11/30/05	12/14/05	Unfiltered			2700							3600			
EW-13	61.30	2120.56	06/01/06	07/13/06	Unfiltered			860							1500			
EW-15	75.60	2105.72	05/20/02	05/30/02	Unfiltered	847					122	11.9	<0.58	23.0 Bk		141000		68.1
IW-04	39.59	2095.50	07/11/03	07/25/03	Unfiltered		31									1000		
IW-04	42.21	2092.88	06/17/04	06/30/04	Unfiltered		28 Jb			0.21 Bk						650		
IW-04	42.21	2092.88	06/17/04	06/30/04	Filtered													
IW-04	35.84	2099.25	06/01/05	06/30/05	Unfiltered			22		<0.0050					50			
IW-04	33.17	2101.92	05/30/06	07/06/06	Unfiltered			19							1.4 BJkq			
MW-01	72.66	2101.64	05/20/02	05/30/02	Unfiltered	191					9.1	2.7	<0.058	17.9		1220		85.9
MW-01	76.18	2100.80	07/10/03	07/30/03	Unfiltered		3.1									1200		
MW-01	79.87	2097.11	06/17/04	07/14/04	Unfiltered		2.2			2.4						750		
MW-01	79.87	2097.11	06/17/04	07/14/04	Filtered													
MW-01	47.84	2129.14	06/01/05	07/05/05	Unfiltered			2.3		0.57					600			
MW-01	60.55	2116.43	05/30/06	06/30/06	Unfiltered			2.3							710			
MW-02	65.05	2102.41	05/20/02	05/29/02	Unfiltered	229					7.9 Bk	12.2	<0.12	9.5 Bk		2520		58.6 Bk
MW-02	72.73	2097.37	06/17/04	07/09/04	Unfiltered		220			1.3						2700		
MW-02	72.73	2097.37	06/17/04	07/09/04	Filtered													
MW-02	44.73	2125.37	06/01/05	07/05/05	Unfiltered			8.2		0.73					510			
MW-02	52.95	2117.15	05/31/06	07/03/06	Unfiltered			74	<0.48	1.3					1300		<0.0017	
MW-02	52.95	2117.15	05/31/06	07/03/06	Filtered													
MW-03	124.50	2041.94	05/20/02	05/22/02	Unfiltered	185					13.1	<0.024	<0.073	13.0		<1.8		64.9
MW-03	129.00	2040.36	07/11/03	07/31/03	Unfiltered		<1.1									<0.46		
MW-03	131.41	2037.95	06/17/04	07/15/04	Unfiltered		<1.1			<0.005						<0.46		
MW-03	131.41	2037.95	06/17/04	07/15/04	Filtered													
MW-03	118.06	2051.30	05/31/06	06/22/06	Unfiltered			<0.40							0.93 Jq			
MW-04	54.96	2102.43	05/20/02	05/28/02	Unfiltered											861		
MW-05	19.91	2098.80	05/20/02	05/29/02	Unfiltered	229					9.6 Bk	6.3	<0.058	12.1 Bk		4230		119

Consolidation Data Summary Table - Groundwater
Beaumont Site 1

	Water Level Data					SW6010							
Sample Location	Depth to Water (feet below ground surface)	Groundwater Elevation (feet above mean sea level)	Elevation Date	Sample Date	Filter Status	Antimony -mg/L	Arsenic -mg/L	Barium -mg/L	Beryllium -mg/L	Cadmium -mg/L	Calcium -mg/L	Chromium -mg/L	Cobalt -mg/L
EW-13	81.81	2100.05	06/17/04	07/19/04	Unfiltered	<0.00209	<0.00308	0.202	<0.00017	<0.00035		<0.00035	<0.00069
EW-13	81.81	2100.05	06/17/04	07/19/04	Filtered								
EW-13	83.59	2098.27	12/14/04	12/17/04	Unfiltered	<0.00209	<0.00308	0.0922	<0.00017	<0.00035		<0.00035	<0.00069
EW-13	57.71	2124.15	06/01/05	07/06/05	Unfiltered	<0.00209	<0.00308	0.156	<0.000176	<0.000350		<0.000350	<0.000696
EW-13	58.57	2123.29	11/30/05	12/14/05	Unfiltered								
EW-13	61.30	2120.56	06/01/06	07/13/06	Unfiltered								
EW-15	75.60	2105.72	05/20/02	05/30/02	Unfiltered	<0.00180	<0.00140	0.536	<0.0000500	0.00110 BJkq	76.1	0.00120 BJkq	0.000520 BJkq
IW-04	39.59	2095.50	07/11/03	07/25/03	Unfiltered								
IW-04	42.21	2092.88	06/17/04	06/30/04	Unfiltered	<0.00209	<0.00308	0.284	<0.00017	<0.00035		<0.00035	<0.00069
IW-04	42.21	2092.88	06/17/04	06/30/04	Filtered								
IW-04	35.84	2099.25	06/01/05	06/30/05	Unfiltered	<0.00209	<0.00308	0.986	<0.000176	<0.000350		<0.000350	<0.000696
IW-04	33.17	2101.92	05/30/06	07/06/06	Unfiltered								
MW-01	72.66	2101.64	05/20/02	05/30/02	Unfiltered	<0.00180	0.00240 BJkq	0.0945	<0.0000500	0.00140 BJkq	13.0	0.00340 BJkq	<0.000180
MW-01	76.18	2100.80	07/10/03	07/30/03	Unfiltered								
MW-01	79.87	2097.11	06/17/04	07/14/04	Unfiltered	<0.00209	<0.00308	0.101	<0.00017	<0.00035		<0.00035	<0.00069
MW-01	79.87	2097.11	06/17/04	07/14/04	Filtered								
MW-01	47.84	2129.14	06/01/05	07/05/05	Unfiltered	<0.00209	<0.00308	0.122	<0.000176	<0.000350		<0.000350	<0.000696
MW-01	60.55	2116.43	05/30/06	06/30/06	Unfiltered								
MW-02	65.05	2102.41	05/20/02	05/29/02	Unfiltered	<0.00180	0.00290 BJkq	0.0788	<0.0000500	<0.0000950	25.0	0.00300 BJkq	<0.000180
MW-02	72.73	2097.37	06/17/04	07/09/04	Unfiltered	<0.00209	<0.00308	0.0746	<0.00017	<0.00035		<0.00035	<0.00069
MW-02	72.73	2097.37	06/17/04	07/09/04	Filtered								
MW-02	44.73	2125.37	06/01/05	07/05/05	Unfiltered	<0.00209	<0.00308	0.0571	<0.000176	<0.000350		<0.000350	<0.000696
MW-02	52.95	2117.15	05/31/06	07/03/06	Unfiltered		<0.00308		<0.000176	<0.000350			
MW-02	52.95	2117.15	05/31/06	07/03/06	Filtered		<0.00308		<0.000176	<0.000350			
MW-03	124.50	2041.94	05/20/02	05/22/02	Unfiltered	0.00220 BJkq	<0.00150	0.00420 Jq	<0.0000930	<0.000300	1.68	0.00310 BJkq	<0.000340
MW-03	129.00	2040.36	07/11/03	07/31/03	Unfiltered								
MW-03	131.41	2037.95	06/17/04	07/15/04	Unfiltered	<0.00209	<0.00308	<0.00071	<0.00017	<0.00035		<0.00035	<0.00069
MW-03	131.41	2037.95	06/17/04	07/15/04	Filtered								
MW-03	118.06	2051.30	05/31/06	06/22/06	Unfiltered								
MW-04	54.96	2102.43	05/20/02	05/28/02	Unfiltered								
MW-05	19.91	2098.80	05/20/02	05/29/02	Unfiltered	<0.00180	0.00490 BJkq	0.101	<0.0000500	<0.0000950	41.2	0.00460 BJkq	0.000320 BJkq

Consolidation Data Summary Table - Groundwater
Beaumont Site 1

Sample Location	Water Level Data			Sample Date	Filter Status	SW6010						
	Depth to Water (feet below ground surface)	Groundwater Elevation (feet above mean sea level)	Elevation Date			Copper -mg/L	Lead -mg/L	Magnesium -mg/L	Molybdenum -mg/L	Nickel -mg/L	Potassium -mg/L	Selenium -mg/L
EW-13	81.81	2100.05	06/17/04	07/19/04	Unfiltered	<0.00134	<0.00236		0.00808	<0.00137		<0.00295
EW-13	81.81	2100.05	06/17/04	07/19/04	Filtered							
EW-13	83.59	2098.27	12/14/04	12/17/04	Unfiltered	<0.00134	<0.00236		<0.0008	<0.00137		<0.00295
EW-13	57.71	2124.15	06/01/05	07/06/05	Unfiltered	<0.00134	<0.00236		<0.000800	<0.00137		<0.00295
EW-13	58.57	2123.29	11/30/05	12/14/05	Unfiltered							
EW-13	61.30	2120.56	06/01/06	07/13/06	Unfiltered							
EW-15	75.60	2105.72	05/20/02	05/30/02	Unfiltered	0.00150 Jq	0.00950 Bk	9.08	0.00130 BJkq	0.00320 BJkq	2.92	<0.00260
IW-04	39.59	2095.50	07/11/03	07/25/03	Unfiltered							
IW-04	42.21	2092.88	06/17/04	06/30/04	Unfiltered	<0.00134	<0.00236		<0.0008	<0.00137		<0.00295
IW-04	42.21	2092.88	06/17/04	06/30/04	Filtered							
IW-04	35.84	2099.25	06/01/05	06/30/05	Unfiltered	<0.00134	<0.00236		<0.000800	<0.00137		<0.00295
IW-04	33.17	2101.92	05/30/06	07/06/06	Unfiltered							
MW-01	72.66	2101.64	05/20/02	05/30/02	Unfiltered	0.000910 Jq	0.0172 Bk	1.64	0.0103	0.000960 BJkq	1.49 Bak	<0.00260
MW-01	76.18	2100.80	07/10/03	07/30/03	Unfiltered							
MW-01	79.87	2097.11	06/17/04	07/14/04	Unfiltered	<0.00134	<0.00236		0.00836	<0.00137		<0.00295
MW-01	79.87	2097.11	06/17/04	07/14/04	Filtered							
MW-01	47.84	2129.14	06/01/05	07/05/05	Unfiltered	<0.00134	<0.00236		0.00792	<0.00137		<0.00295
MW-01	60.55	2116.43	05/30/06	06/30/06	Unfiltered							
MW-02	65.05	2102.41	05/20/02	05/29/02	Unfiltered	0.00120 BJkq	<0.000660	4.09	0.00270 BJkq	0.00150 BJkq	0.638 Bak	<0.00260
MW-02	72.73	2097.37	06/17/04	07/09/04	Unfiltered	<0.00134	<0.00236		<0.0008	<0.00137		<0.00295
MW-02	72.73	2097.37	06/17/04	07/09/04	Filtered							
MW-02	44.73	2125.37	06/01/05	07/05/05	Unfiltered	<0.00134	<0.00236		<0.000800	<0.00137		<0.00295
MW-02	52.95	2117.15	05/31/06	07/03/06	Unfiltered		<0.00236					
MW-02	52.95	2117.15	05/31/06	07/03/06	Filtered		<0.00236					
MW-03	124.50	2041.94	05/20/02	05/22/02	Unfiltered	0.00150 BJakq	0.00230 Jq	0.0375 BJakq	0.0138	0.00190 BJakq	0.390 BJakq	<0.00250
MW-03	129.00	2040.36	07/11/03	07/31/03	Unfiltered							
MW-03	131.41	2037.95	06/17/04	07/15/04	Unfiltered	<0.00134	<0.00236		0.0132	<0.00137		<0.00295
MW-03	131.41	2037.95	06/17/04	07/15/04	Filtered							
MW-03	118.06	2051.30	05/31/06	06/22/06	Unfiltered							
MW-04	54.96	2102.43	05/20/02	05/28/02	Unfiltered							
MW-05	19.91	2098.80	05/20/02	05/29/02	Unfiltered	0.00260 BJkq	0.00200 BJkq	7.58	0.00570	0.00230 BJkq	1.14 Bak	<0.00260

Consolidation Data Summary Table - Groundwater
Beaumont Site 1

Sample Location	Water Level Data			Sample Date	Filter Status	SW6010					SW7470	SW8260			
	Depth to Water (feet below ground surface)	Groundwater Elevation (feet above mean sea level)	Elevation Date			Silver -mg/L	Sodium -mg/L	Thallium -mg/L	Vanadium -mg/L	Zinc -mg/L	Mercury -mg/L	1,1,1,2-Tetrachloroethane -ug/L	1,1,1-Trichloroethane -ug/L	1,1,2,2-Tetrachloroethane -ug/L	1,1,2-Trichloroethane -ug/L
EW-13	81.81	2100.05	06/17/04	07/19/04	Unfiltered	<0.0004		<0.00233	<0.00031	<0.00084	<0.00006	<11	<12	<4.9	29
EW-13	81.81	2100.05	06/17/04	07/19/04	Filtered										
EW-13	83.59	2098.27	12/14/04	12/17/04	Unfiltered	<0.0004		<0.00233	<0.00031	<0.00084	<0.00006	<7.4	<6.4	<7.3	<11
EW-13	57.71	2124.15	06/01/05	07/06/05	Unfiltered	<0.000400		<0.00233	<0.000314	<0.000848	<0.0000672	<19	<16	<18	<27
EW-13	58.57	2123.29	11/30/05	12/14/05	Unfiltered							<3.7	20	<3.7	91
EW-13	61.30	2120.56	06/01/06	07/13/06	Unfiltered							<19	<16	<18	38 Jq
EW-15	75.60	2105.72	05/20/02	05/30/02	Unfiltered	<0.000250	58.4	<0.000750	<0.000490	0.00610 BJkq	<0.0000390				
IW-04	39.59	2095.50	07/11/03	07/25/03	Unfiltered							<0.45	<0.46	<0.19	<0.42
IW-04	42.21	2092.88	06/17/04	06/30/04	Unfiltered	<0.0004		<0.00233	<0.00031	<0.00084	<0.00006	<0.45	<0.46	<0.19	<0.42
IW-04	42.21	2092.88	06/17/04	06/30/04	Filtered										
IW-04	35.84	2099.25	06/01/05	06/30/05	Unfiltered	<0.000400		<0.00233	<0.000314	0.0150 Bk	<0.0000672	<0.37	<0.32	<0.37	<0.54
IW-04	33.17	2101.92	05/30/06	07/06/06	Unfiltered							<0.37	<0.32	<0.37	<0.54
MW-01	72.66	2101.64	05/20/02	05/30/02	Unfiltered	<0.000250	41.9	<0.000750	<0.000490	0.00490 BJkq	<0.0000390	<0.27	20	<0.22	2 Jq
MW-01	76.18	2100.80	07/10/03	07/30/03	Unfiltered							<0.89	11	<0.39	<0.84
MW-01	79.87	2097.11	06/17/04	07/14/04	Unfiltered	<0.0004		<0.00233	<0.00031	0.0167	<0.00006	<0.89	9.4	<0.39	<0.84
MW-01	79.87	2097.11	06/17/04	07/14/04	Filtered										
MW-01	47.84	2129.14	06/01/05	07/05/05	Unfiltered	<0.000400		<0.00233	<0.000314	<0.000848	<0.0000672	<0.37	4.6	<0.37	1.3
MW-01	60.55	2116.43	05/30/06	06/30/06	Unfiltered							<0.37	3.0	<0.37	1.0
MW-02	65.05	2102.41	05/20/02	05/29/02	Unfiltered	0.000400 BJkq	28.1	0.00120 Jq	0.00420 Jq	0.00410 BJkq	0.000110 BJkq	<0.27	5	<0.22	1 Jq
MW-02	72.73	2097.37	06/17/04	07/09/04	Unfiltered	<0.0004		<0.00233	<0.00031	<0.00084	<0.00006	<0.45	4.7	<0.19	3.4
MW-02	72.73	2097.37	06/17/04	07/09/04	Filtered										
MW-02	44.73	2125.37	06/01/05	07/05/05	Unfiltered	<0.000400		<0.00233	0.00566	<0.000848	<0.0000672	<0.37	1.1	<0.37	<0.54
MW-02	52.95	2117.15	05/31/06	07/03/06	Unfiltered							<0.37	1.3	<0.37	<0.54
MW-02	52.95	2117.15	05/31/06	07/03/06	Filtered										
MW-03	124.50	2041.94	05/20/02	05/22/02	Unfiltered	<0.000900	55.2	<0.000850	<0.000480	0.0837	0.000140 BJkq	<0.27	<0.33	<0.22	<0.34
MW-03	129.00	2040.36	07/11/03	07/31/03	Unfiltered							<0.45	<0.46	<0.19	<0.42
MW-03	131.41	2037.95	06/17/04	07/15/04	Unfiltered	<0.0004		<0.00233	<0.00031	<0.00084	<0.00006	<0.45	<0.46	<0.19	<0.42
MW-03	131.41	2037.95	06/17/04	07/15/04	Filtered										
MW-03	118.06	2051.30	05/31/06	06/22/06	Unfiltered							<0.37	<0.32	<0.37	<0.54
MW-04	54.96	2102.43	05/20/02	05/28/02	Unfiltered										
MW-05	19.91	2098.80	05/20/02	05/29/02	Unfiltered	0.000400 BJkq	24.8	0.000940 Jq	0.00650 Jq	0.00540 BJkq	0.000130 BJkq				

Consolidation Data Summary Table - Groundwater
Beaumont Site 1

Sample Location	Water Level Data			Sample Date	Filter Status	SW8260														
	Depth to Water (feet below ground surface)	Groundwater Elevation (feet above mean sea level)	Elevation Date			1,1,2-Trichlorotrifluoroethane -ug/L	1,1-Dichloroethane -ug/L	1,1-Dichloroethene -ug/L	1,1-Dichloropropene -ug/L	1,2,3-Trichlorobenzene -ug/L	1,2,3-Trichloropropane -ng/L	1,2,4-Trichlorobenzene -ug/L	1,2,4-Trimethylbenzene -ug/L	1,2-Dibromo-3-chloropropane -ug/L	1,2-Dibromoethane -ug/L	1,2-Dichlorobenzene -ug/L	1,2-Dichloroethane -ug/L	1,2-Dichloropropane -ug/L	1,3,5-Trimethylbenzene -ug/L	1,3-Dichlorobenzene -ug/L
EW-13	81.81	2100.05	06/17/04	07/19/04	Unfiltered	<18	100	4800 Bk	<14	<9.9	19000	<7.1	<5.6	<65	<13	<7.3	210	<10	<2.7	<6.8
EW-13	81.81	2100.05	06/17/04	07/19/04	Filtered															
EW-13	83.59	2098.27	12/14/04	12/17/04	Unfiltered	<11	23	1700	<4.3	<7.8	<45	<7	<5.1	<50	<16	<4.7	28	<5.7	<3.8	<7.7
EW-13	57.71	2124.15	06/01/05	07/06/05	Unfiltered	<27	73	3600	<11	<20	<110	<17	<13	<120	<40	<12	140	<14	<9.4	<19
EW-13	58.57	2123.29	11/30/05	12/14/05	Unfiltered	<5.4	170	9700	<2.1	<3.9	<23	<3.5	<2.6	<25	<8.1	<2.4	400	<2.8	<1.9	<3.8
EW-13	61.30	2120.56	06/01/06	07/13/06	Unfiltered	<27	100	5600	<11	<20	<110	<17	<13	<120	<40	<12	210	<14	<9.4	<19
EW-15	75.60	2105.72	05/20/02	05/30/02	Unfiltered															
IW-04	39.59	2095.50	07/11/03	07/25/03	Unfiltered		<0.4	<0.32	<0.55	<0.4	<2	<0.28	<0.22	<2.6	<0.51	<0.29	<0.35	<0.4	<0.11	<0.27
IW-04	42.21	2092.88	06/17/04	06/30/04	Unfiltered	<0.7	<0.4	7.2	<0.55	<0.4	<810	<0.28	<0.22	<2.6	<0.51	<0.29	<0.35	<0.4	<0.11	<0.27
IW-04	42.21	2092.88	06/17/04	06/30/04	Filtered															
IW-04	35.84	2099.25	06/01/05	06/30/05	Unfiltered	<0.54	<0.53	6.0	<0.21	<0.39	<2.3	<0.35	<0.26	<2.5	<0.81	<0.24	<0.22	<0.28	<0.19	<0.38
IW-04	33.17	2101.92	05/30/06	07/06/06	Unfiltered	<0.54	<0.53	10	<0.21	<0.39	<2.3	<0.35	<0.26	<2.5	<0.81	<0.24	<0.22	<0.28	<0.19	<0.38
MW-01	72.66	2101.64	05/20/02	05/30/02	Unfiltered		13	228	<0.16	<0.3	<0.46	<0.37	<0.2	<0.59	<0.18	<0.099	12	<0.16	<0.15	<0.3
MW-01	76.18	2100.80	07/10/03	07/30/03	Unfiltered		11	200	<1.1	<0.79	<3.9	<0.57	<0.45	<5.2	<1	<0.58	9.7	<0.81	<0.22	<0.54
MW-01	79.87	2097.11	06/17/04	07/14/04	Unfiltered	<1.4	11	190	<1.1	<0.79	<4100	<0.57	<0.45	<5.2	<1	<0.58	10	<0.81	<0.22	<0.54
MW-01	79.87	2097.11	06/17/04	07/14/04	Filtered															
MW-01	47.84	2129.14	06/01/05	07/05/05	Unfiltered	<0.54	5.9	110	<0.21	<0.39	<2.3	<0.35	<0.26	<2.5	<0.81	<0.24	6.2	<0.28	<0.19	<0.38
MW-01	60.55	2116.43	05/30/06	06/30/06	Unfiltered	<0.54	5.5	94 Jc	<0.21	<0.39	<2.3	<0.35	<0.26	<2.5	<0.81	<0.24	7.8	<0.28	<0.19	<0.38
MW-02	65.05	2102.41	05/20/02	05/29/02	Unfiltered		3 Jq	302	<0.16	<0.3	<0.46	<0.37	<0.2	<0.59	<0.18	<0.099	4 Jq	<0.16	<0.15	<0.3
MW-02	72.73	2097.37	06/17/04	07/09/04	Unfiltered	<0.7	7.3	260	<0.55	<0.4	<810	<0.28	<0.22	<2.6	<0.51	<0.29	6.6	<0.4	<0.11	<0.27
MW-02	72.73	2097.37	06/17/04	07/09/04	Filtered															
MW-02	44.73	2125.37	06/01/05	07/05/05	Unfiltered	<0.54	1.9	41	<0.21	<0.39	<2.3	<0.35	<0.26	<2.5	<0.81	<0.24	2.3	<0.28	<0.19	<0.38
MW-02	52.95	2117.15	05/31/06	07/03/06	Unfiltered	<0.54	2.5 Jf	70	<0.21	<0.39	<2.3	<0.35	<0.26	<2.5	<0.81	<0.24	2.7	<0.28	<0.19	<0.38
MW-02	52.95	2117.15	05/31/06	07/03/06	Filtered															
MW-03	124.50	2041.94	05/20/02	05/22/02	Unfiltered		<0.28	<0.56	<0.16	<0.3	<0.46	<0.37	<0.2	<0.59	<0.18	<0.099	<0.38	<0.16	<0.15	<0.3
MW-03	129.00	2040.36	07/11/03	07/31/03	Unfiltered		<0.4	<0.32	<0.55	<0.4	<2	<0.28	<0.22	<2.6	<0.51	<0.29	<0.35	<0.4	<0.11	<0.27
MW-03	131.41	2037.95	06/17/04	07/15/04	Unfiltered	<0.7	<0.4	2.4 Bk	<0.55	<0.4	<810	<0.28	<0.22	<2.6	<0.51	<0.29	<0.35	<0.4	<0.11	<0.27
MW-03	131.41	2037.95	06/17/04	07/15/04	Filtered															
MW-03	118.06	2051.30	05/31/06	06/22/06	Unfiltered	<0.54	<0.53	<0.31	<0.21	<0.39	<2.3	<0.35	<0.26	<2.5	<0.81	<0.24	<0.22	<0.28	<0.19	<0.38
MW-04	54.96	2102.43	05/20/02	05/28/02	Unfiltered															
MW-05	19.91	2098.80	05/20/02	05/29/02	Unfiltered															

Consolidation Data Summary Table - Groundwater
Beaumont Site 1

Sample Location	Water Level Data			Sample Date	Filter Status	SW8260													
	Depth to Water (feet below ground surface)	Groundwater Elevation (feet above mean sea level)	Elevation Date			1,3-Dichloropropane -ug/L	1,4-Dichlorobenzene -ug/L	2,2-Dichloropropane -ug/L	2-Butanone (MEK) -ug/L	2-Chlorotoluene -ug/L	2-Hexanone -ug/L	4-Chlorotoluene -ug/L	4-Isopropyltoluene -ug/L	4-Methyl-2-pentanone -ug/L	Acetone -ug/L	Benzene -ug/L	Bromobenzene -ug/L	Chlorobromomethane -ug/L	Bromodichloromethane -ug/L	Bromoform -ug/L
EW-13	81.81	2100.05	06/17/04	07/19/04	Unfiltered	<8.8	<7.1	<9.7	<41	<17	<63	<4.1	<4.3	<65	<90	<7.3	<6.6	<9.3	<8.1	<22
EW-13	81.81	2100.05	06/17/04	07/19/04	Filtered															
EW-13	83.59	2098.27	12/14/04	12/17/04	Unfiltered	<6.1	<6	<8	<84	<4.9	<37	<6	<4.2	<47	<120	<5.1	<9.4	<14	<5.5	<12
EW-13	57.71	2124.15	06/01/05	07/06/05	Unfiltered	<15	<15	<20	<210	<12	<93	<15	<10	<120	<310	<13	<23	<34	<14	<31
EW-13	58.57	2123.29	11/30/05	12/14/05	Unfiltered	<3.0	<3.0	<4.0	<42	<2.4	<19	<3.0	<2.1	<24	<61	<2.6	<4.7	<6.8	<2.7	<6.2
EW-13	61.30	2120.56	06/01/06	07/13/06	Unfiltered	<15	<15	<20	<210	<12	<93	<15	<10	<120	410 Jq	<13	<23	<34	<14	<31
EW-15	75.60	2105.72	05/20/02	05/30/02	Unfiltered															
IW-04	39.59	2095.50	07/11/03	07/25/03	Unfiltered	<0.35	<0.28	<0.39	<1.7	<0.67	<2.5	<0.16	<0.17	<2.6	<3.6	<0.29	<0.26	<0.37	<0.33	<0.87
IW-04	42.21	2092.88	06/17/04	06/30/04	Unfiltered	<0.35	<0.28	<0.39	<1.7	<0.67	<2.5	<0.16	<0.17	<2.6	<3.6	<0.29	<0.26	<0.37	<0.33	<0.87
IW-04	42.21	2092.88	06/17/04	06/30/04	Filtered															
IW-04	35.84	2099.25	06/01/05	06/30/05	Unfiltered	<0.30	<0.30	<0.40	<4.2	<0.24	<1.9	<0.30	<0.21	<2.4	<6.1	<0.26	<0.47	<0.68	<0.27	<0.62
IW-04	33.17	2101.92	05/30/06	07/06/06	Unfiltered	<0.30	<0.30	<0.40	<4.2	<0.24	<1.9	<0.30	<0.21	<2.4	<6.1	<0.26	<0.47	<0.68	<0.27	<0.62
MW-01	72.66	2101.64	05/20/02	05/30/02	Unfiltered	<0.3	<0.12	<0.28	<2.8	<0.14	<0.15	<0.22	<0.23		<9.5	<0.18	<0.15	<0.49	<0.26	<0.23
MW-01	76.18	2100.80	07/10/03	07/30/03	Unfiltered	<0.71	<0.56	<0.78	<3.3	<1.3	<5	<0.33	<0.34	<5.2	<7.2	<0.58	<0.53	<0.75	<0.65	<1.7
MW-01	79.87	2097.11	06/17/04	07/14/04	Unfiltered	<0.71	<0.56	<0.78	<3.3	<1.3	<5	<0.33	<0.34	<5.2	<7.2	<0.58	<0.53	<0.75	<0.65	<1.7
MW-01	79.87	2097.11	06/17/04	07/14/04	Filtered															
MW-01	47.84	2129.14	06/01/05	07/05/05	Unfiltered	<0.30	<0.30	<0.40	<4.2	<0.24	<1.9	<0.30	<0.21	<2.4	<6.1	<0.26	<0.47	<0.68	<0.27	<0.62
MW-01	60.55	2116.43	05/30/06	06/30/06	Unfiltered	<0.30	<0.30	<0.40	<4.2	<0.24	<1.9	<0.30	<0.21	<2.4	10 Bk	<0.26	<0.47	<0.68	<0.27	<0.62
MW-02	65.05	2102.41	05/20/02	05/29/02	Unfiltered	<0.3	<0.12	<0.28	<2.8	<0.14	<0.15	<0.22	<0.23		<9.5	<0.18	<0.15	<0.49	<0.26	<0.23
MW-02	72.73	2097.37	06/17/04	07/09/04	Unfiltered	<0.35	<0.28	<0.39	<1.7	<0.67	<2.5	<0.16	<0.17	<2.6	<3.6	<0.29	<0.26	<0.37	<0.33	<0.87
MW-02	72.73	2097.37	06/17/04	07/09/04	Filtered															
MW-02	44.73	2125.37	06/01/05	07/05/05	Unfiltered	<0.30	<0.30	<0.40	<4.2	<0.24	<1.9	<0.30	<0.21	<2.4	<6.1	<0.26	<0.47	<0.68	<0.27	<0.62
MW-02	52.95	2117.15	05/31/06	07/03/06	Unfiltered	<0.30	<0.30	<0.40	<4.2	<0.24	<1.9	<0.30	<0.21	<2.4	<6.1	<0.26	<0.47	<0.68	<0.27	<0.62
MW-02	52.95	2117.15	05/31/06	07/03/06	Filtered															
MW-03	124.50	2041.94	05/20/02	05/22/02	Unfiltered	<0.3	<0.12	<0.28	<2.8	<0.14	<0.15	<0.22	<0.23		<9.5	<0.18	<0.15	<0.49	<0.26	<0.23
MW-03	129.00	2040.36	07/11/03	07/31/03	Unfiltered	<0.35	<0.28	<0.39	<1.7	<0.67	<2.5	<0.16	<0.17	<2.6	<3.6	<0.29	<0.26	<0.37	<0.33	<0.87
MW-03	131.41	2037.95	06/17/04	07/15/04	Unfiltered	<0.35	<0.28	<0.39	<1.7	<0.67	<2.5	<0.16	<0.17	<2.6	<3.6	<0.29	<0.26	<0.37	<0.33	<0.87
MW-03	131.41	2037.95	06/17/04	07/15/04	Filtered															
MW-03	118.06	2051.30	05/31/06	06/22/06	Unfiltered	<0.30	<0.30	<0.40	<4.2	<0.24	<1.9	<0.30	<0.21	<2.4	<6.1	<0.26	<0.47	<0.68	<0.27	<0.62
MW-04	54.96	2102.43	05/20/02	05/28/02	Unfiltered															
MW-05	19.91	2098.80	05/20/02	05/29/02	Unfiltered															

Consolidation Data Summary Table - Groundwater
Beaumont Site 1

	Water Level Data					SW8260														
Sample Location	Depth to Water (feet below ground surface)	Groundwater Elevation (feet above mean sea level)	Elevation Date	Sample Date	Filter Status	Bromomethane -ug/L	Carbon disulfide -ug/L	Carbon tetrachloride -ug/L	Chlorobenzene -ug/L	Chlorodibromomethane -ug/L	Chloroethane -ug/L	Chloroform -ug/L	Chloromethane -ug/L	Dibromomethane -ug/L	Dichlorodifluoromethane -ug/L	Dichloromethane -ug/L	Ethylbenzene -ug/L	Hexachlorobutadiene -ug/L	Isopropylbenzene -ug/L	Methyl tert-butyl ether -ug/L
EW-13	81.81	2100.05	06/17/04	07/19/04	Unfiltered	<22	<7.1	<10	<4.7	<7.1	<11	<11	<11	<12	<12	<42	<4.9		<4.3	<6.9
EW-13	81.81	2100.05	06/17/04	07/19/04	Filtered															
EW-13	83.59	2098.27	12/14/04	12/17/04	Unfiltered	<59	<21	<8.3	<7.2	<9	<10	<4.3	<36	<8.4	<5.4	<53	<3.5		<4.9	<5.9
EW-13	57.71	2124.15	06/01/05	07/06/05	Unfiltered	<150	<52	<21	<18	<23	<26	<11	<89	<21	<13	<130	<8.7		<12	<15
EW-13	58.57	2123.29	11/30/05	12/14/05	Unfiltered	<29	<10	<4.2	<3.6	<4.5	<5.2	19	<18	<4.2	<2.7	<26	<1.7		<2.4	<2.9
EW-13	61.30	2120.56	06/01/06	07/13/06	Unfiltered	<150	<52	<21	<18	<23	<26	11 Jq	<89	<21	<13	<130	<8.7		<12	<15
EW-15	75.60	2105.72	05/20/02	05/30/02	Unfiltered															
IW-04	39.59	2095.50	07/11/03	07/25/03	Unfiltered	<0.9	<0.28	<0.4	<0.19	<0.29	<0.46	<0.45	<0.43	<0.46	<0.47	<1.7	<0.19		<0.17	<0.28
IW-04	42.21	2092.88	06/17/04	06/30/04	Unfiltered	<0.9	<0.28	<0.4	<0.19	<0.29	<0.46	<0.45	<0.43	<0.46	<0.47	<1.7	<0.19		<0.17	<0.28
IW-04	42.21	2092.88	06/17/04	06/30/04	Filtered															
IW-04	35.84	2099.25	06/01/05	06/30/05	Unfiltered	<2.9	<1.0	<0.42	<0.36	<0.45	<0.52	<0.22	<1.8	<0.42	<0.27	<2.6	<0.17		<0.24	<0.29
IW-04	33.17	2101.92	05/30/06	07/06/06	Unfiltered	<2.9	<1.0	<0.42	<0.36	<0.45	<0.52	<0.22	<1.8	<0.42	<0.27	2.8 BJkq	<0.17		<0.24	<0.29
MW-01	72.66	2101.64	05/20/02	05/30/02	Unfiltered	<0.46	<0.48	<0.25	<0.16	<0.21	<0.36	1 Jq	<0.19	<0.2	<0.28	<1.1	<0.12	<0.26	<0.19	<0.3
MW-01	76.18	2100.80	07/10/03	07/30/03	Unfiltered	<1.8	<0.57	<0.8	<0.38	<0.57	<0.91	<0.9	<0.86	<0.92	<0.94	<3.3	<0.39		<0.35	<0.56
MW-01	79.87	2097.11	06/17/04	07/14/04	Unfiltered	<1.8	<0.57	<0.8	<0.38	<0.57	<0.91	<0.9	<0.86	<0.92	<0.94	<3.3	<0.39		<0.35	<0.56
MW-01	79.87	2097.11	06/17/04	07/14/04	Filtered															
MW-01	47.84	2129.14	06/01/05	07/05/05	Unfiltered	<2.9	<1.0	<0.42	<0.36	<0.45	<0.52	<0.22	<1.8	<0.42	<0.27	<2.6	<0.17		<0.24	<0.29
MW-01	60.55	2116.43	05/30/06	06/30/06	Unfiltered	<2.9	<1.0	<0.42	<0.36	<0.45	<0.52	0.62 BJkq	<1.8	<0.42	<0.27	<2.6	<0.17		<0.24	<0.29
MW-02	65.05	2102.41	05/20/02	05/29/02	Unfiltered	<0.46	<0.48	<0.25	<0.16	<0.21	<0.36	1 Jq	<0.19	<0.2	<0.28	<1.1	<0.12	<0.26	<0.19	<0.3
MW-02	72.73	2097.37	06/17/04	07/09/04	Unfiltered	<0.9	<0.28	<0.4	<0.19	<0.29	<0.46	2.4	<0.43	<0.46	<0.47	<1.7	<0.19		<0.17	<0.28
MW-02	72.73	2097.37	06/17/04	07/09/04	Filtered															
MW-02	44.73	2125.37	06/01/05	07/05/05	Unfiltered	<2.9	<1.0	<0.42	<0.36	<0.45	<0.52	<0.22	<1.8	<0.42	<0.27	<2.6	<0.17		<0.24	<0.29
MW-02	52.95	2117.15	05/31/06	07/03/06	Unfiltered	<2.9	<1.0	<0.42	<0.36	<0.45	<0.52	0.63 BJkq	<1.8	<0.42	<0.27	<2.6	<0.17		<0.24	<0.29
MW-02	52.95	2117.15	05/31/06	07/03/06	Filtered															
MW-03	124.50	2041.94	05/20/02	05/22/02	Unfiltered	<0.46	<0.48	<0.25	<0.16	<0.21	<0.36	<0.3	<0.19	<0.2	<0.28	1 BJakq	<0.12	<0.26	<0.19	<0.3
MW-03	129.00	2040.36	07/11/03	07/31/03	Unfiltered	<0.9	<0.28	<0.4	<0.19	<0.29	<0.46	<0.45	<0.43	<0.46	<0.47	<1.7	<0.19		<0.17	<0.28
MW-03	131.41	2037.95	06/17/04	07/15/04	Unfiltered	<0.9	<0.28	<0.4	<0.19	<0.29	<0.46	<0.45	<0.43	<0.46	<0.47	<1.7	<0.19		<0.17	<0.28
MW-03	131.41	2037.95	06/17/04	07/15/04	Filtered															
MW-03	118.06	2051.30	05/31/06	06/22/06	Unfiltered	<2.9	<1.0	<0.42	<0.36	<0.45	<0.52	<0.22	<1.8	<0.42	<0.27	<2.6	<0.17		<0.24	<0.29
MW-04	54.96	2102.43	05/20/02	05/28/02	Unfiltered															
MW-05	19.91	2098.80	05/20/02	05/29/02	Unfiltered															

Consolidation Data Summary Table - Groundwater
Beaumont Site 1

Sample Location	Water Level Data			Sample Date	Filter Status	SW8260													
	Depth to Water (feet below ground surface)	Groundwater Elevation (feet above mean sea level)	Elevation Date			Naphthalene -ug/L	Styrene -ug/L	Tetrachloroethene -ug/L	Toluene -ug/L	Trichloroethene -ug/L	Trichlorofluoromethane -ug/L	Vinyl acetate -ug/L	Vinyl chloride -ug/L	cis-1,2-Dichloroethene -ug/L	cis-1,3-Dichloropropene -ug/L	n-Butylbenzene -ug/L	m,p-Xylenes -ug/L	n-Propylbenzene -ug/L	o-Xylene -ug/L
EW-13	81.81	2100.05	06/17/04	07/19/04	Unfiltered	<14	<3.6	<5.1	<8.8	900 Bk	<6.8	<90	<8.7	320	<11	<8.5	<4.2	<6	<4
EW-13	81.81	2100.05	06/17/04	07/19/04	Filtered														
EW-13	83.59	2098.27	12/14/04	12/17/04	Unfiltered	<19	<5.7	<5.9	<6.9	350 Bk	<7.2	<64	<6.7	59	<9	<5.8	<7.6	<5.9	<4.2
EW-13	57.71	2124.15	06/01/05	07/06/05	Unfiltered	<48	<14	<15	<17	590 Bk	<18	<160	<17	300	<23	<15	<19	<15	<10
EW-13	58.57	2123.29	11/30/05	12/14/05	Unfiltered	<9.5	<2.9	6.5 Jq	<3.5	2100	<3.6	<32	9.7	690	<4.5	<2.9	<3.8	<3.0	<2.1
EW-13	61.30	2120.56	06/01/06	07/13/06	Unfiltered	<48	<14	<15	<17	770	<18	<160	<17	430	<23	<15	<19	<15	<10
EW-15	75.60	2105.72	05/20/02	05/30/02	Unfiltered														
IW-04	39.59	2095.50	07/11/03	07/25/03	Unfiltered	<0.56	<0.14	<0.2	<0.35	1.4	<0.27	<3.6	<0.35	<0.56	<0.44	<0.34	<0.17	<0.24	<0.16
IW-04	42.21	2092.88	06/17/04	06/30/04	Unfiltered	<0.56	<0.14	<0.2	<0.35	8.9	<0.27	<3.6	<0.35	<0.56	<0.44	<0.34	<0.17	<0.24	<0.16
IW-04	42.21	2092.88	06/17/04	06/30/04	Filtered														
IW-04	35.84	2099.25	06/01/05	06/30/05	Unfiltered	<0.95	<0.29	<0.29	<0.35	7.6	<0.36	<3.2	0.62	1.4	<0.45	<0.29	<0.38	<0.30	<0.21
IW-04	33.17	2101.92	05/30/06	07/06/06	Unfiltered	<0.95	<0.29	<0.29	<0.35	5.9 Bk	<0.36	<3.2	2.2	4.0	<0.45	<0.29	<0.38	<0.30	<0.21
MW-01	72.66	2101.64	05/20/02	05/30/02	Unfiltered	<0.09	<0.12	1 Jq	<0.16	332	<0.22		<0.44	2 Jq	<0.19	<0.29	<0.31	<0.28	<0.088
MW-01	76.18	2100.80	07/10/03	07/30/03	Unfiltered	<1.1	<0.29	<0.41	<0.7	300	<0.55	<7.2	<0.7	<1.1	<0.89	<0.68	<0.34	<0.48	<0.32
MW-01	79.87	2097.11	06/17/04	07/14/04	Unfiltered	<1.1	<0.29	<0.41	<0.7	250 Jc	<0.55	<7.2	<0.7	<1.1	<0.89	<0.68	<0.34	<0.48	<0.32
MW-01	79.87	2097.11	06/17/04	07/14/04	Filtered														
MW-01	47.84	2129.14	06/01/05	07/05/05	Unfiltered	<0.95	<0.29	<0.29	<0.35	170	<0.36	<3.2	<0.33	<0.35	<0.45	<0.29	<0.38	<0.30	<0.21
MW-01	60.55	2116.43	05/30/06	06/30/06	Unfiltered	<0.95	<0.29	<0.29	<0.35	87	<0.36	<3.2	<0.33 UJc	0.69 Jq	<0.45	<0.29	<0.38	<0.30	<0.21
MW-02	65.05	2102.41	05/20/02	05/29/02	Unfiltered	<0.09	<0.12	<0.21	<0.16	167	<0.22		<0.44	1 Jq	<0.19	<0.29	<0.31	<0.28	<0.088
MW-02	72.73	2097.37	06/17/04	07/09/04	Unfiltered	<0.56	<0.14	<0.2	<0.35	190	<0.27	<3.6	<0.35	2.6	<0.44	<0.34	<0.17	<0.24	<0.16
MW-02	72.73	2097.37	06/17/04	07/09/04	Filtered														
MW-02	44.73	2125.37	06/01/05	07/05/05	Unfiltered	<0.95	<0.29	<0.29	<0.35	62	<0.36	<3.2	<0.33	<0.35	<0.45	<0.29	<0.38	<0.30	<0.21
MW-02	52.95	2117.15	05/31/06	07/03/06	Unfiltered	<0.95	<0.29	<0.29	<0.35	51	<0.36	<3.2	<0.33	0.68 Jq	<0.45	<0.29	<0.38	<0.30	<0.21
MW-02	52.95	2117.15	05/31/06	07/03/06	Filtered														
MW-03	124.50	2041.94	05/20/02	05/22/02	Unfiltered	<0.09	<0.12	0.5 Jq	<0.16	0.3 Jq	<0.22		<0.44	<0.3	<0.19	<0.29	<0.31	<0.28	<0.088
MW-03	129.00	2040.36	07/11/03	07/31/03	Unfiltered	<0.56	<0.14	<0.2	<0.35	<0.48	<0.27	<3.6	<0.35	<0.56	<0.44	<0.34	<0.17	<0.24	<0.16
MW-03	131.41	2037.95	06/17/04	07/15/04	Unfiltered	<0.56	<0.14	<0.2	<0.35	3.0 Bk	<0.27	<3.6	<0.35	<0.56	<0.44	<0.34	<0.17	<0.24	<0.16
MW-03	131.41	2037.95	06/17/04	07/15/04	Filtered														
MW-03	118.06	2051.30	05/31/06	06/22/06	Unfiltered	<0.95	<0.29	<0.29	<0.35	<0.30	<0.36	<3.2	<0.33	<0.35	<0.45	<0.29	<0.38	<0.30	<0.21
MW-04	54.96	2102.43	05/20/02	05/28/02	Unfiltered														
MW-05	19.91	2098.80	05/20/02	05/29/02	Unfiltered														

Consolidation Data Summary Table - Groundwater
Beaumont Site 1

	Water Level Data					SW8260				SW8270	SW8330						
Sample Location	Depth to Water (feet below ground surface)	Groundwater Elevation (feet above mean sea level)	Elevation Date	Sample Date	Filter Status	sec-Butylbenzene -ug/L	tert-Butylbenzene -ug/L	trans-1,2-Dichloroethene -ug/L	trans-1,3-Dichloropropene -ug/L	1,4-Dioxane -ug/L	1,3,5-Trinitrobenzene (TNB) -ug/L	1,3-Dinitrobenzene -ug/L	2,4,6-Trinitrotoluene (TNT) -ug/L	2,4-Dinitrotoluene -ug/L	2,6-Dinitrotoluene -ug/L	2-Amino-4,6-dinitrotoluene -ug/L	2/4-Nitrotoluene -ug/L
EW-13	81.81	2100.05	06/17/04	07/19/04	Unfiltered	<2.7	<5.7	<15	<7.4								
EW-13	81.81	2100.05	06/17/04	07/19/04	Filtered						<0.11	<0.19	<0.14	<0.07	<0.17	<0.09	<0.4
EW-13	83.59	2098.27	12/14/04	12/17/04	Unfiltered	<4.2	<3.5	<5.8	<6.1								
EW-13	57.71	2124.15	06/01/05	07/06/05	Unfiltered	<10	<8.7	<15	<15								
EW-13	58.57	2123.29	11/30/05	12/14/05	Unfiltered	<2.1	<1.7	3.4 Jq	<3.1								
EW-13	61.30	2120.56	06/01/06	07/13/06	Unfiltered	<10	<8.7	<15	<15								
EW-15	75.60	2105.72	05/20/02	05/30/02	Unfiltered					590							
IW-04	39.59	2095.50	07/11/03	07/25/03	Unfiltered	<0.11	<0.23	<0.6	<0.3								
IW-04	42.21	2092.88	06/17/04	06/30/04	Unfiltered	<0.11	<0.23	<0.6	<0.3								
IW-04	42.21	2092.88	06/17/04	06/30/04	Filtered						<0.11 Rd	<0.19 Rd	<0.14 Rd	<0.07 Rd	<0.17	<0.09	<0.4
IW-04	35.84	2099.25	06/01/05	06/30/05	Unfiltered	<0.21	<0.17	<0.29	<0.31								
IW-04	33.17	2101.92	05/30/06	07/06/06	Unfiltered	<0.21	<0.17	<0.29	<0.31								
MW-01	72.66	2101.64	05/20/02	05/30/02	Unfiltered	<0.29	<0.25	<0.37	<0.25	3							
MW-01	76.18	2100.80	07/10/03	07/30/03	Unfiltered	<0.21	<0.46	<1.2	<0.59								
MW-01	79.87	2097.11	06/17/04	07/14/04	Unfiltered	<0.21	<0.46	<1.2	<0.59								
MW-01	79.87	2097.11	06/17/04	07/14/04	Filtered						<0.11	<0.19	<0.14	<0.07	<0.17	<0.09	<0.4
MW-01	47.84	2129.14	06/01/05	07/05/05	Unfiltered	<0.21	<0.17	<0.29	<0.31								
MW-01	60.55	2116.43	05/30/06	06/30/06	Unfiltered	<0.21	<0.17	<0.29	<0.31								
MW-02	65.05	2102.41	05/20/02	05/29/02	Unfiltered	<0.29	<0.25	<0.37	<0.25	120							
MW-02	72.73	2097.37	06/17/04	07/09/04	Unfiltered	<0.11	<0.23	<0.6	<0.3								
MW-02	72.73	2097.37	06/17/04	07/09/04	Filtered						<0.11	<0.19	<0.14	<0.07	<0.17	<0.09	<0.4
MW-02	44.73	2125.37	06/01/05	07/05/05	Unfiltered	<0.21	<0.17	<0.29	<0.31								
MW-02	52.95	2117.15	05/31/06	07/03/06	Unfiltered	<0.21	<0.17	<0.29	<0.31								
MW-02	52.95	2117.15	05/31/06	07/03/06	Filtered												
MW-03	124.50	2041.94	05/20/02	05/22/02	Unfiltered	<0.29	<0.25	<0.37	<0.25	<0.047 UJe							
MW-03	129.00	2040.36	07/11/03	07/31/03	Unfiltered	<0.11	<0.23	<0.6	<0.3								
MW-03	131.41	2037.95	06/17/04	07/15/04	Unfiltered	<0.11	<0.23	<0.6	<0.3								
MW-03	131.41	2037.95	06/17/04	07/15/04	Filtered						<0.11	<0.19	<0.14	<0.07	<0.17	<0.09	<0.4
MW-03	118.06	2051.30	05/31/06	06/22/06	Unfiltered	<0.21	<0.17	<0.29	<0.31								
MW-04	54.96	2102.43	05/20/02	05/28/02	Unfiltered					14							
MW-05	19.91	2098.80	05/20/02	05/29/02	Unfiltered					26							

Consolidation Data Summary Table - Groundwater
Beaumont Site 1

Sample Location	Water Level Data			Sample Date	Filter Status	SW8330					
	Depth to Water (feet below ground surface)	Groundwater Elevation (feet above mean sea level)	Elevation Date			3-Nitrotoluene -ug/L	4-Amino-2,6-dinitrotoluene -ug/L	HMX -ug/L	Nitrobenzene -ug/L	RDX -ug/L	Tetryl -ug/L
EW-13	81.81	2100.05	06/17/04	07/19/04	Unfiltered						
EW-13	81.81	2100.05	06/17/04	07/19/04	Filtered	<0.18	<0.08	<0.2	<0.22	<0.15	<0.12
EW-13	83.59	2098.27	12/14/04	12/17/04	Unfiltered						
EW-13	57.71	2124.15	06/01/05	07/06/05	Unfiltered						
EW-13	58.57	2123.29	11/30/05	12/14/05	Unfiltered						
EW-13	61.30	2120.56	06/01/06	07/13/06	Unfiltered						
EW-15	75.60	2105.72	05/20/02	05/30/02	Unfiltered						
IW-04	39.59	2095.50	07/11/03	07/25/03	Unfiltered						
IW-04	42.21	2092.88	06/17/04	06/30/04	Unfiltered						
IW-04	42.21	2092.88	06/17/04	06/30/04	Filtered	<0.18	<0.08 Rd	<0.2 Rd	<0.22 Rd	<0.15	<0.12
IW-04	35.84	2099.25	06/01/05	06/30/05	Unfiltered						
IW-04	33.17	2101.92	05/30/06	07/06/06	Unfiltered						
MW-01	72.66	2101.64	05/20/02	05/30/02	Unfiltered						
MW-01	76.18	2100.80	07/10/03	07/30/03	Unfiltered						
MW-01	79.87	2097.11	06/17/04	07/14/04	Unfiltered						
MW-01	79.87	2097.11	06/17/04	07/14/04	Filtered	<0.18	<0.08	<0.2	<0.22	<0.15	<0.12
MW-01	47.84	2129.14	06/01/05	07/05/05	Unfiltered						
MW-01	60.55	2116.43	05/30/06	06/30/06	Unfiltered						
MW-02	65.05	2102.41	05/20/02	05/29/02	Unfiltered						
MW-02	72.73	2097.37	06/17/04	07/09/04	Unfiltered						
MW-02	72.73	2097.37	06/17/04	07/09/04	Filtered	<0.18	<0.08	<0.2	<0.22	<0.15	<0.12
MW-02	44.73	2125.37	06/01/05	07/05/05	Unfiltered						
MW-02	52.95	2117.15	05/31/06	07/03/06	Unfiltered					<1.3	
MW-02	52.95	2117.15	05/31/06	07/03/06	Filtered						
MW-03	124.50	2041.94	05/20/02	05/22/02	Unfiltered						
MW-03	129.00	2040.36	07/11/03	07/31/03	Unfiltered						
MW-03	131.41	2037.95	06/17/04	07/15/04	Unfiltered						
MW-03	131.41	2037.95	06/17/04	07/15/04	Filtered	<0.18	<0.08	<0.2	<0.22	<0.15	<0.12
MW-03	118.06	2051.30	05/31/06	06/22/06	Unfiltered						
MW-04	54.96	2102.43	05/20/02	05/28/02	Unfiltered						
MW-05	19.91	2098.80	05/20/02	05/29/02	Unfiltered						

Consolidation Data Summary Table - Groundwater
Beaumont Site 1

Sample Location	Water Level Data			Sample Date	Filter Status	E160.1	E1624	E1625C	E1625C	E218.6	E300.0				E314.0	E314.1	E524.2	SM2320
	Depth to Water (feet below ground surface)	Groundwater Elevation (feet above mean sea level)	Elevation Date			Total Dissolved Solids -mg/L	1,4-Dioxane -ug/L	1,4-Dioxane -ug/L	N-Nitrosodimethylamine -ng/L	Hexavalent chromium -ug/L	Chloride -mg/L	Nitrate -mg/L	Nitrogen, as Nitrite -mg/L	Sulfate -mg/L	Perchlorate -ug/L	Perchlorate -ug/L	1,2,3-Trichloropropane -ug/L	Alkalinity, Bicarbonate (as CaCO3) -mg/L
MW-05	23.49	2097.91	07/11/03	07/30/03	Unfiltered		28									3500		
MW-05	26.25	2095.15	06/17/04	07/02/04	Unfiltered		35			0.27						2700		
MW-05	26.25	2095.15	06/17/04	07/02/04	Filtered													
MW-05	14.80	2106.60	06/01/05	06/27/05	Unfiltered			32		2.2					1200			
MW-05	13.80	2107.60	05/30/06	06/12/06	Unfiltered			38							1200			
MW-06	21.88	2097.23	05/20/02	05/23/02	Unfiltered	172					9.5	0.11	<0.036	3.1		3.9 Jq		105
MW-06	26.50	2095.26	07/11/03	07/25/03	Unfiltered		<1.1									110		
MW-06	29.22	2092.54	06/17/04	07/02/04	Unfiltered		4.2			0.23						14		
MW-06	29.22	2092.54	06/17/04	07/02/04	Filtered													
MW-06	15.63	2106.13	05/30/06	06/12/06	Unfiltered			32							1100			
MW-07	72.13	2101.71	05/20/02	05/21/02	Unfiltered	124					7.7	1.8	<0.036	5.9		8.1		52.4
MW-07	79.27	2097.25	06/17/04	07/15/04	Unfiltered		<1.1			1.1						180		
MW-07	79.27	2097.25	06/17/04	07/15/04	Filtered													
MW-07	60.03	2116.49	05/31/06	07/06/06	Unfiltered			<0.40							6.9			
MW-08	14.41	2073.38	05/20/02	05/17/02	Unfiltered											<1.8		
MW-08	16.29	2074.24	07/10/03	07/22/03	Unfiltered		<1.1									450		
MW-08	17.78	2072.75	06/18/04	06/29/04	Unfiltered		<1.1			0.24 Bk						<0.46		
MW-08	17.78	2072.75	06/18/04	06/29/04	Filtered													
MW-08	11.58	2078.95	06/02/05	06/22/05	Unfiltered			<1.1		<0.0050					<0.59			
MW-08	10.03	2080.50	05/31/06	06/07/06	Unfiltered			<0.40							<0.43			
MW-09	1.32	2085.00	05/20/02	05/17/02	Unfiltered											<1.8		
MW-09	3.30	2085.86	07/10/03	07/22/03	Unfiltered		3.9									<0.46		
MW-09	6.28	2082.88	06/18/04	06/29/04	Unfiltered		3.7 Jb			0.45 Bk						<0.46		
MW-09	6.28	2082.88	06/18/04	06/29/04	Filtered													
MW-09	0.00	2089.16	05/31/06	06/07/06	Unfiltered			4.5							<0.43			
MW-10	71.95	2104.77	05/20/02	05/17/02	Unfiltered											4.9		
MW-11	41.56	2078.34	05/20/02	05/17/02	Unfiltered											<1.8		
MW-11	45.81	2076.80	06/18/04	06/30/04	Unfiltered		<1.1			0.38 Bk						<0.46		
MW-11	45.81	2076.80	06/18/04	06/30/04	Filtered													
MW-11	42.28	2080.33	05/30/06	06/19/06	Unfiltered			<0.40							2.8			
MW-12	27.22	2068.57	05/20/02	05/17/02	Unfiltered	1660					60.1	<0.038		710		<1.8		436

Consolidation Data Summary Table - Groundwater
Beaumont Site 1

Sample Location	Water Level Data			Sample Date	Filter Status	SW6010							
	Depth to Water (feet below ground surface)	Groundwater Elevation (feet above mean sea level)	Elevation Date			Antimony -mg/L	Arsenic -mg/L	Barium -mg/L	Beryllium -mg/L	Cadmium -mg/L	Calcium -mg/L	Chromium -mg/L	Cobalt -mg/L
MW-05	23.49	2097.91	07/11/03	07/30/03	Unfiltered								
MW-05	26.25	2095.15	06/17/04	07/02/04	Unfiltered	<0.00209	<0.00308	0.0930	<0.00017	<0.00035		<0.00035	<0.00069
MW-05	26.25	2095.15	06/17/04	07/02/04	Filtered								
MW-05	14.80	2106.60	06/01/05	06/27/05	Unfiltered	<0.00209	<0.00308	0.0929	<0.000176	<0.000350		<0.000350	<0.000696
MW-05	13.80	2107.60	05/30/06	06/12/06	Unfiltered								
MW-06	21.88	2097.23	05/20/02	05/23/02	Unfiltered	0.00250 BJakq	<0.00140	0.0741	<0.0000500	0.000230 BJkq	21.1	<0.000250	0.000240 BJaq
MW-06	26.50	2095.26	07/11/03	07/25/03	Unfiltered								
MW-06	29.22	2092.54	06/17/04	07/02/04	Unfiltered	<0.00209	<0.00308	0.0532	<0.00017	<0.00035		<0.00035	<0.00069
MW-06	29.22	2092.54	06/17/04	07/02/04	Filtered								
MW-06	15.63	2106.13	05/30/06	06/12/06	Unfiltered								
MW-07	72.13	2101.71	05/20/02	05/21/02	Unfiltered	<0.00180	0.00160 Jq	0.0366	0.0000530 Jq	0.000480 BJakq	14.6	0.00470 BJkq	0.000370 Jq
MW-07	79.27	2097.25	06/17/04	07/15/04	Unfiltered	<0.00209	<0.00308	0.0341	<0.00017	<0.00035		<0.00035	<0.00069
MW-07	79.27	2097.25	06/17/04	07/15/04	Filtered								
MW-07	60.03	2116.49	05/31/06	07/06/06	Unfiltered								
MW-08	14.41	2073.38	05/20/02	05/17/02	Unfiltered								
MW-08	16.29	2074.24	07/10/03	07/22/03	Unfiltered								
MW-08	17.78	2072.75	06/18/04	06/29/04	Unfiltered	<0.00209	<0.00308	0.0460	<0.00017	<0.00035		<0.00035	<0.00069
MW-08	17.78	2072.75	06/18/04	06/29/04	Filtered								
MW-08	11.58	2078.95	06/02/05	06/22/05	Unfiltered	<0.00209	<0.00308	0.0510	<0.000176	<0.000350		<0.000350	<0.000696
MW-08	10.03	2080.50	05/31/06	06/07/06	Unfiltered								
MW-09	1.32	2085.00	05/20/02	05/17/02	Unfiltered								
MW-09	3.30	2085.86	07/10/03	07/22/03	Unfiltered								
MW-09	6.28	2082.88	06/18/04	06/29/04	Unfiltered	<0.00209	<0.00308	0.0412	<0.00017	<0.00035		<0.00035	<0.00069
MW-09	6.28	2082.88	06/18/04	06/29/04	Filtered								
MW-09	0.00	2089.16	05/31/06	06/07/06	Unfiltered								
MW-10	71.95	2104.77	05/20/02	05/17/02	Unfiltered								
MW-11	41.56	2078.34	05/20/02	05/17/02	Unfiltered								
MW-11	45.81	2076.80	06/18/04	06/30/04	Unfiltered	<0.00209	<0.00308	0.0241	<0.00017	<0.00035		<0.00035	<0.00069
MW-11	45.81	2076.80	06/18/04	06/30/04	Filtered								
MW-11	42.28	2080.33	05/30/06	06/19/06	Unfiltered								
MW-12	27.22	2068.57	05/20/02	05/17/02	Unfiltered	<0.00180	0.0286	0.0966	<0.0000500	0.000390 BJakq	289	<0.000250	0.00190 Jq

Consolidation Data Summary Table - Groundwater
Beaumont Site 1

Sample Location	Water Level Data			Sample Date	Filter Status	SW6010						
	Depth to Water (feet below ground surface)	Groundwater Elevation (feet above mean sea level)	Elevation Date			Copper -mg/L	Lead -mg/L	Magnesium -mg/L	Molybdenum -mg/L	Nickel -mg/L	Potassium -mg/L	Selenium -mg/L
MW-05	23.49	2097.91	07/11/03	07/30/03	Unfiltered							
MW-05	26.25	2095.15	06/17/04	07/02/04	Unfiltered	<0.00134	<0.00236		<0.0008	<0.00137		<0.00295
MW-05	26.25	2095.15	06/17/04	07/02/04	Filtered							
MW-05	14.80	2106.60	06/01/05	06/27/05	Unfiltered	<0.00134	<0.00236		<0.000800	<0.00137		<0.00295
MW-05	13.80	2107.60	05/30/06	06/12/06	Unfiltered							
MW-06	21.88	2097.23	05/20/02	05/23/02	Unfiltered	<0.000720	<0.000660	2.30	0.00550 Bk	0.00130 BJakq	0.947 Bak	<0.00260
MW-06	26.50	2095.26	07/11/03	07/25/03	Unfiltered							
MW-06	29.22	2092.54	06/17/04	07/02/04	Unfiltered	<0.00134	<0.00236		<0.0008	<0.00137		<0.00295
MW-06	29.22	2092.54	06/17/04	07/02/04	Filtered							
MW-06	15.63	2106.13	05/30/06	06/12/06	Unfiltered							
MW-07	72.13	2101.71	05/20/02	05/21/02	Unfiltered	0.00200 BJakq	0.00280 BJakq	2.38	0.00160 BJkq	0.00420 BJkq	1.46	<0.00260
MW-07	79.27	2097.25	06/17/04	07/15/04	Unfiltered	<0.00134	<0.00236		<0.0008	<0.00137		<0.00295
MW-07	79.27	2097.25	06/17/04	07/15/04	Filtered							
MW-07	60.03	2116.49	05/31/06	07/06/06	Unfiltered							
MW-08	14.41	2073.38	05/20/02	05/17/02	Unfiltered							
MW-08	16.29	2074.24	07/10/03	07/22/03	Unfiltered							
MW-08	17.78	2072.75	06/18/04	06/29/04	Unfiltered	<0.00134	<0.00236		0.00553	<0.00137		<0.00295
MW-08	17.78	2072.75	06/18/04	06/29/04	Filtered							
MW-08	11.58	2078.95	06/02/05	06/22/05	Unfiltered	<0.00134	<0.00236		0.00662	<0.00137		<0.00295
MW-08	10.03	2080.50	05/31/06	06/07/06	Unfiltered							
MW-09	1.32	2085.00	05/20/02	05/17/02	Unfiltered							
MW-09	3.30	2085.86	07/10/03	07/22/03	Unfiltered							
MW-09	6.28	2082.88	06/18/04	06/29/04	Unfiltered	<0.00134	<0.00236		<0.0008	<0.00137		<0.00295
MW-09	6.28	2082.88	06/18/04	06/29/04	Filtered							
MW-09	0.00	2089.16	05/31/06	06/07/06	Unfiltered							
MW-10	71.95	2104.77	05/20/02	05/17/02	Unfiltered							
MW-11	41.56	2078.34	05/20/02	05/17/02	Unfiltered							
MW-11	45.81	2076.80	06/18/04	06/30/04	Unfiltered	0.00888	<0.00236		<0.0008	<0.00137		<0.00295
MW-11	45.81	2076.80	06/18/04	06/30/04	Filtered							
MW-11	42.28	2080.33	05/30/06	06/19/06	Unfiltered							
MW-12	27.22	2068.57	05/20/02	05/17/02	Unfiltered	<0.000720	<0.000660	43.9	0.0133	0.00210 BJkq	3.91	<0.00260

Consolidation Data Summary Table - Groundwater
Beaumont Site 1

	Water Level Data					SW6010					SW7470	SW8260			
Sample Location	Depth to Water (feet below ground surface)	Groundwater Elevation (feet above mean sea level)	Elevation Date	Sample Date	Filter Status	Silver -mg/L	Sodium -mg/L	Thallium -mg/L	Vanadium -mg/L	Zinc -mg/L	Mercury -mg/L	1,1,1,2-Tetrachloroethane -ug/L	1,1,1-Trichloroethane -ug/L	1,1,2,2-Tetrachloroethane -ug/L	1,1,2-Trichloroethane -ug/L
MW-05	23.49	2097.91	07/11/03	07/30/03	Unfiltered							<0.45	2.1	<0.19	<0.42
MW-05	26.25	2095.15	06/17/04	07/02/04	Unfiltered	<0.0004		<0.00233	0.00725	<0.00084	<0.00006	<0.45	<0.46	<0.19	<0.42
MW-05	26.25	2095.15	06/17/04	07/02/04	Filtered										
MW-05	14.80	2106.60	06/01/05	06/27/05	Unfiltered	<0.000400		<0.00233	0.00623	<0.000848	<0.0000672	<0.37	1.4	<0.37	<0.54
MW-05	13.80	2107.60	05/30/06	06/12/06	Unfiltered							<0.37	1.1	<0.37	<0.54
MW-06	21.88	2097.23	05/20/02	05/23/02	Unfiltered	<0.000250	24.0	<0.000750	0.00150 BJkq	0.0197 Bk	0.000180 BJkq	<0.27	<0.33	<0.22	<0.34
MW-06	26.50	2095.26	07/11/03	07/25/03	Unfiltered							<0.45	<0.46	<0.19	<0.42
MW-06	29.22	2092.54	06/17/04	07/02/04	Unfiltered	<0.0004		<0.00233	<0.00031	<0.00084	<0.00006	<0.45	<0.46	<0.19	<0.42
MW-06	29.22	2092.54	06/17/04	07/02/04	Filtered										
MW-06	15.63	2106.13	05/30/06	06/12/06	Unfiltered							<0.37	1.0	<0.37	<0.54
MW-07	72.13	2101.71	05/20/02	05/21/02	Unfiltered	0.000830 BJakq	13.5	0.00120 BJakq	0.00320 Jq	0.00770 BJkq	0.000160 BJkq				
MW-07	79.27	2097.25	06/17/04	07/15/04	Unfiltered	<0.0004		<0.00233	<0.00031	<0.00084	<0.00006	<0.45	<0.46	<0.19	<0.42
MW-07	79.27	2097.25	06/17/04	07/15/04	Filtered										
MW-07	60.03	2116.49	05/31/06	07/06/06	Unfiltered							<0.37	<0.32	<0.37	<0.54
MW-08	14.41	2073.38	05/20/02	05/17/02	Unfiltered							<0.27	<0.33	<0.22	<0.34
MW-08	16.29	2074.24	07/10/03	07/22/03	Unfiltered							<0.45	<0.46	<0.19	<0.42
MW-08	17.78	2072.75	06/18/04	06/29/04	Unfiltered	<0.0004		<0.00233	<0.00031	<0.00084	<0.00006	<0.45	<0.46	<0.19	<0.42
MW-08	17.78	2072.75	06/18/04	06/29/04	Filtered										
MW-08	11.58	2078.95	06/02/05	06/22/05	Unfiltered	<0.000400		<0.00233	<0.000314	<0.000848	<0.0000672	<0.37	<0.32	<0.37	<0.54
MW-08	10.03	2080.50	05/31/06	06/07/06	Unfiltered							<0.37	<0.32	<0.37	<0.54
MW-09	1.32	2085.00	05/20/02	05/17/02	Unfiltered							<0.27	<0.33	<0.22	<0.34
MW-09	3.30	2085.86	07/10/03	07/22/03	Unfiltered							<0.45	<0.46	<0.19	<0.42
MW-09	6.28	2082.88	06/18/04	06/29/04	Unfiltered	<0.0004		<0.00233	<0.00031	<0.00084	<0.00006	<0.45	<0.46	<0.19	<0.42
MW-09	6.28	2082.88	06/18/04	06/29/04	Filtered										
MW-09	0.00	2089.16	05/31/06	06/07/06	Unfiltered							<0.37	<0.32	<0.37	<0.54
MW-10	71.95	2104.77	05/20/02	05/17/02	Unfiltered										
MW-11	41.56	2078.34	05/20/02	05/17/02	Unfiltered										
MW-11	45.81	2076.80	06/18/04	06/30/04	Unfiltered	<0.0004		<0.00233	<0.00031	0.0353 Bk	<0.00006	<0.45	<0.46	<0.19	<0.42
MW-11	45.81	2076.80	06/18/04	06/30/04	Filtered										
MW-11	42.28	2080.33	05/30/06	06/19/06	Unfiltered							<0.37	<0.32	<0.37	<0.54
MW-12	27.22	2068.57	05/20/02	05/17/02	Unfiltered	0.000560 BJakq	149	0.00570 BJaq	<0.000490	0.00930 BJkq	0.000190 BJkq	<0.27	<0.33	<0.22	<0.34

Consolidation Data Summary Table - Groundwater
Beaumont Site 1

	Water Level Data					SW8260														
Sample Location	Depth to Water (feet below ground surface)	Groundwater Elevation (feet above mean sea level)	Elevation Date	Sample Date	Filter Status	1,1,2-Trichlorotrifluoroethane -ug/L	1,1-Dichloroethane -ug/L	1,1-Dichloroethene -ug/L	1,1-Dichloropropene -ug/L	1,2,3-Trichlorobenzene -ug/L	1,2,3-Trichloropropane -ng/L	1,2,4-Trichlorobenzene -ug/L	1,2,4-Trimethylbenzene -ug/L	1,2-Dibromo-3-chloropropane -ug/L	1,2-Dibromoethane -ug/L	1,2-Dichlorobenzene -ug/L	1,2-Dichloroethane -ug/L	1,2-Dichloropropane -ug/L	1,3,5-Trimethylbenzene -ug/L	1,3-Dichlorobenzene -ug/L
MW-05	23.49	2097.91	07/11/03	07/30/03	Unfiltered		4.2	120	<0.55	<0.4	<2	<0.28	<0.22	<2.6	<0.51	<0.29	0.58 Jf	<0.4	<0.11	<0.27
MW-05	26.25	2095.15	06/17/04	07/02/04	Unfiltered	<0.7	<0.4	1.2	<0.55	<0.4	<810	<0.28	<0.22	<2.6	<0.51	<0.29	<0.35	<0.4	<0.11	<0.27
MW-05	26.25	2095.15	06/17/04	07/02/04	Filtered															
MW-05	14.80	2106.60	06/01/05	06/27/05	Unfiltered	<0.54	1.9	90	<0.21	<0.39	<2.3	<0.35	<0.26	<2.5	<0.81	<0.24	0.71	<0.28	<0.19	<0.38
MW-05	13.80	2107.60	05/30/06	06/12/06	Unfiltered	<0.54	1.9	96	<0.21	<0.39	<2.3	<0.35	<0.26	<2.5	<0.81	<0.24	0.83	<0.28	<0.19	<0.38
MW-06	21.88	2097.23	05/20/02	05/23/02	Unfiltered		<0.28	<0.56	<0.16	<0.3	<0.46	<0.37	<0.2	<0.59	<0.18	<0.099	<0.38	<0.16	<0.15	<0.3
MW-06	26.50	2095.26	07/11/03	07/25/03	Unfiltered		<0.4	8.7	<0.55	<0.4	<2	<0.28	<0.22	<2.6	<0.51	<0.29	<0.35	<0.4	<0.11	<0.27
MW-06	29.22	2092.54	06/17/04	07/02/04	Unfiltered	<0.7	<0.4	1.3	<0.55	<0.4	<810	<0.28	<0.22	<2.6	<0.51	<0.29	<0.35	<0.4	<0.11	<0.27
MW-06	29.22	2092.54	06/17/04	07/02/04	Filtered															
MW-06	15.63	2106.13	05/30/06	06/12/06	Unfiltered	<0.54	1.4	70	<0.21	<0.39	<2.3	<0.35	<0.26	<2.5	<0.81	<0.24	0.71	<0.28	<0.19	<0.38
MW-07	72.13	2101.71	05/20/02	05/21/02	Unfiltered															
MW-07	79.27	2097.25	06/17/04	07/15/04	Unfiltered	<0.7	<0.4	15 Bk	<0.55	<0.4	<810	<0.28	<0.22	<2.6	<0.51	<0.29	0.71	<0.4	<0.11	<0.27
MW-07	79.27	2097.25	06/17/04	07/15/04	Filtered															
MW-07	60.03	2116.49	05/31/06	07/06/06	Unfiltered	<0.54	<0.53	1.6 Bk	<0.21	<0.39	<2.3	<0.35	<0.26	<2.5	<0.81	<0.24	<0.22	<0.28	<0.19	<0.38
MW-08	14.41	2073.38	05/20/02	05/17/02	Unfiltered		<0.28	<0.56	<0.16	<0.3	<0.46	<0.37	<0.2	<0.59	<0.18	<0.099	<0.38	<0.16	<0.15	<0.3
MW-08	16.29	2074.24	07/10/03	07/22/03	Unfiltered		<0.4	<0.32	<0.55	<0.4	<2	<0.28	<0.22	<2.6	<0.51	<0.29	<0.35	<0.4	<0.11	<0.27
MW-08	17.78	2072.75	06/18/04	06/29/04	Unfiltered	<0.7	<0.4	<0.32	<0.55	<0.4	<810	<0.28	<0.22	<2.6	<0.51	<0.29	<0.35	<0.4	<0.11	<0.27
MW-08	17.78	2072.75	06/18/04	06/29/04	Filtered															
MW-08	11.58	2078.95	06/02/05	06/22/05	Unfiltered	<0.54	<0.53	<0.31	<0.21	<0.39	<2.3	<0.35	<0.26	<2.5	<0.81	<0.24	<0.22	<0.28	<0.19	<0.38
MW-08	10.03	2080.50	05/31/06	06/07/06	Unfiltered	<0.54	<0.53	<0.31	<0.21	<0.39	<2.3	<0.35	<0.26	<2.5	<0.81	<0.24	<0.22	<0.28	<0.19	<0.38
MW-09	1.32	2085.00	05/20/02	05/17/02	Unfiltered		<0.28	<0.56	<0.16	<0.3	<0.46	<0.37	<0.2	<0.59	<0.18	<0.099	<0.38	<0.16	<0.15	<0.3
MW-09	3.30	2085.86	07/10/03	07/22/03	Unfiltered		<0.4	<0.32	<0.55	<0.4	<2	<0.28	<0.22	<2.6	<0.51	<0.29	<0.35	<0.4	<0.11	<0.27
MW-09	6.28	2082.88	06/18/04	06/29/04	Unfiltered	<0.7	<0.4	<0.32	<0.55	<0.4	<810	<0.28	<0.22	<2.6	<0.51	<0.29	<0.35	<0.4	<0.11	<0.27
MW-09	6.28	2082.88	06/18/04	06/29/04	Filtered															
MW-09	0.00	2089.16	05/31/06	06/07/06	Unfiltered	<0.54	<0.53	<0.31	<0.21	<0.39	<2.3	<0.35	<0.26	<2.5	<0.81	<0.24	<0.22	<0.28	<0.19	<0.38
MW-10	71.95	2104.77	05/20/02	05/17/02	Unfiltered															
MW-11	41.56	2078.34	05/20/02	05/17/02	Unfiltered															
MW-11	45.81	2076.80	06/18/04	06/30/04	Unfiltered	<0.7	<0.4	<0.32	<0.55	<0.4	<2	<0.28	<0.22	<2.6	<0.51	<0.29	<0.35	<0.4	<0.11	<0.27
MW-11	45.81	2076.80	06/18/04	06/30/04	Filtered															
MW-11	42.28	2080.33	05/30/06	06/19/06	Unfiltered	<0.54	<0.53	<0.31	<0.21	<0.39	<2.3	<0.35	<0.26	<2.5	<0.81	<0.24	<0.22	<0.28	<0.19	<0.38
MW-12	27.22	2068.57	05/20/02	05/17/02	Unfiltered		<0.28	<0.56	<0.16	<0.3	<0.46	<0.37	0.4 BJkq	<0.59	<0.18	<0.099	<0.38	<0.16	<0.15	<0.3

Consolidation Data Summary Table - Groundwater
Beaumont Site 1

	Water Level Data					SW8260															
Sample Location	Depth to Water (feet below ground surface)	Groundwater Elevation (feet above mean sea level)	Elevation Date	Sample Date	Filter Status	1,3-Dichloropropane -ug/L	1,4-Dichlorobenzene -ug/L	2,2-Dichloropropane -ug/L	2-Butanone (MEK) -ug/L	2-Chlorotoluene -ug/L	2-Hexanone -ug/L	4-Chlorotoluene -ug/L	4-Isopropyltoluene -ug/L	4-Methyl-2-pentanone -ug/L	Acetone -ug/L	Benzene -ug/L	Bromobenzene -ug/L	Chlorobromomethane -ug/L	Bromodichloromethane -ug/L	Bromoform -ug/L
MW-05	23.49	2097.91	07/11/03	07/30/03	Unfiltered	<0.35	<0.28	<0.39	<1.7	<0.67	<2.5	<0.16	<0.17	<2.6	<3.6	<0.29	<0.26	<0.37	<0.33	<0.87
MW-05	26.25	2095.15	06/17/04	07/02/04	Unfiltered	<0.35	<0.28	<0.39	<1.7	<0.67	<2.5	<0.16	<0.17	<2.6	<3.6	<0.29	<0.26	<0.37	<0.33	<0.87
MW-05	26.25	2095.15	06/17/04	07/02/04	Filtered															
MW-05	14.80	2106.60	06/01/05	06/27/05	Unfiltered	<0.30	<0.30	<0.40	<4.2	<0.24	<1.9	<0.30	<0.21	<2.4	<6.1	<0.26	<0.47	<0.68	<0.27	<0.62
MW-05	13.80	2107.60	05/30/06	06/12/06	Unfiltered	<0.30	<0.30	<0.40	<4.2	<0.24	<1.9	<0.30	<0.21	<2.4	6.2 Jq	<0.26	<0.47	<0.68	<0.27	<0.62
MW-06	21.88	2097.23	05/20/02	05/23/02	Unfiltered	<0.3	<0.12	<0.28	<2.8	<0.14	<0.15	<0.22	<0.23		<9.5	<0.18	<0.15	<0.49	<0.26	<0.23
MW-06	26.50	2095.26	07/11/03	07/25/03	Unfiltered	<0.35	<0.28	<0.39	<1.7	<0.67	<2.5	<0.16	<0.17	<2.6	<3.6	<0.29	<0.26	<0.37	<0.33	<0.87
MW-06	29.22	2092.54	06/17/04	07/02/04	Unfiltered	<0.35	<0.28	<0.39	<1.7	<0.67	<2.5	<0.16	<0.17	<2.6	<3.6	<0.29	<0.26	<0.37	<0.33	<0.87
MW-06	29.22	2092.54	06/17/04	07/02/04	Filtered															
MW-06	15.63	2106.13	05/30/06	06/12/06	Unfiltered	<0.30	<0.30	<0.40	<4.2	<0.24	<1.9	<0.30	<0.21	<2.4	17	<0.26	<0.47	<0.68	<0.27	<0.62
MW-07	72.13	2101.71	05/20/02	05/21/02	Unfiltered															
MW-07	79.27	2097.25	06/17/04	07/15/04	Unfiltered	<0.35	<0.28	<0.39	<1.7	<0.67	<2.5	<0.16	<0.17	<2.6	<3.6	<0.29	<0.26	<0.37	<0.33	<0.87
MW-07	79.27	2097.25	06/17/04	07/15/04	Filtered															
MW-07	60.03	2116.49	05/31/06	07/06/06	Unfiltered	<0.30	<0.30	<0.40	<4.2	<0.24	<1.9	<0.30	<0.21	<2.4	<6.1	<0.26	<0.47	<0.68	<0.27	<0.62
MW-08	14.41	2073.38	05/20/02	05/17/02	Unfiltered	<0.3	<0.12	<0.28	<2.8	<0.14	<0.15	<0.22	<0.23		<9.5	<0.18	<0.15	<0.49	<0.26	<0.23
MW-08	16.29	2074.24	07/10/03	07/22/03	Unfiltered	<0.35	<0.28	<0.39	<1.7	<0.67	<2.5	<0.16	<0.17	<2.6	<3.6	<0.29	<0.26	<0.37	<0.33	<0.87
MW-08	17.78	2072.75	06/18/04	06/29/04	Unfiltered	<0.35	<0.28	<0.39	<1.7	<0.67	<2.5	<0.16	<0.17	<2.6	<3.6	<0.29	<0.26	<0.37	<0.33	<0.87
MW-08	17.78	2072.75	06/18/04	06/29/04	Filtered															
MW-08	11.58	2078.95	06/02/05	06/22/05	Unfiltered	<0.30	<0.30	<0.40	<4.2	<0.24	<1.9	<0.30	<0.21	<2.4	<6.1	<0.26	<0.47	<0.68	<0.27	<0.62
MW-08	10.03	2080.50	05/31/06	06/07/06	Unfiltered	<0.30	<0.30	<0.40	<4.2	<0.24	<1.9	<0.30	<0.21	<2.4	<6.1	<0.26	<0.47	<0.68	<0.27	<0.62
MW-09	1.32	2085.00	05/20/02	05/17/02	Unfiltered	<0.3	<0.12	<0.28	<2.8	<0.14	<0.15	<0.22	<0.23		<9.5	<0.18	<0.15	<0.49	<0.26	<0.23
MW-09	3.30	2085.86	07/10/03	07/22/03	Unfiltered	<0.35	<0.28	<0.39	<1.7	<0.67	<2.5	<0.16	<0.17	<2.6	<3.6	<0.29	<0.26	<0.37	<0.33	<0.87
MW-09	6.28	2082.88	06/18/04	06/29/04	Unfiltered	<0.35	<0.28	<0.39	<1.7	<0.67	<2.5	<0.16	<0.17	<2.6	<3.6	<0.29	<0.26	<0.37	<0.33	<0.87
MW-09	6.28	2082.88	06/18/04	06/29/04	Filtered															
MW-09	0.00	2089.16	05/31/06	06/07/06	Unfiltered	<0.30	<0.30	<0.40	<4.2	<0.24	<1.9	<0.30	<0.21	<2.4	<6.1	<0.26	<0.47	<0.68	<0.27	<0.62
MW-10	71.95	2104.77	05/20/02	05/17/02	Unfiltered															
MW-11	41.56	2078.34	05/20/02	05/17/02	Unfiltered															
MW-11	45.81	2076.80	06/18/04	06/30/04	Unfiltered	<0.35	<0.28	<0.39	<1.7	<0.67	<2.5	<0.16	<0.17	<2.6	<3.6	<0.29	<0.26	<0.37	<0.33	<0.87
MW-11	45.81	2076.80	06/18/04	06/30/04	Filtered															
MW-11	42.28	2080.33	05/30/06	06/19/06	Unfiltered	<0.30	<0.30	<0.40	<4.2	<0.24	<1.9	<0.30	<0.21	<2.4	9.8 BJkq	<0.26	<0.47	<0.68	<0.27	<0.62
MW-12	27.22	2068.57	05/20/02	05/17/02	Unfiltered	<0.3	<0.12	<0.28	<2.8	<0.14	<0.15	<0.22	<0.23		<9.5	<0.18	<0.15	<0.49	<0.26	<0.23

Consolidation Data Summary Table - Groundwater
Beaumont Site 1

	Water Level Data					SW8260														
Sample Location	Depth to Water (feet below ground surface)	Groundwater Elevation (feet above mean sea level)	Elevation Date	Sample Date	Filter Status	Bromomethane -ug/L	Carbon disulfide -ug/L	Carbon tetrachloride -ug/L	Chlorobenzene -ug/L	Chlorodibromomethane -ug/L	Chloroethane -ug/L	Chloroform -ug/L	Chloromethane -ug/L	Dibromomethane -ug/L	Dichlorodifluoromethane -ug/L	Dichloromethane -ug/L	Ethylbenzene -ug/L	Hexachlorobutadiene -ug/L	Isopropylbenzene -ug/L	Methyl tert-butyl ether -ug/L
MW-05	23.49	2097.91	07/11/03	07/30/03	Unfiltered	<0.9	<0.28	<0.4	<0.19	<0.29	<0.46	4.2	<0.43	<0.46	<0.47	<1.7	<0.19		<0.17	<0.28
MW-05	26.25	2095.15	06/17/04	07/02/04	Unfiltered	<0.9	<0.28	<0.4	<0.19	<0.29	<0.46	<0.45	<0.43	<0.46	<0.47	<1.7	<0.19		<0.17	<0.28
MW-05	26.25	2095.15	06/17/04	07/02/04	Filtered															
MW-05	14.80	2106.60	06/01/05	06/27/05	Unfiltered	<2.9	<1.0	<0.42	<0.36	<0.45	<0.52	2.0	<1.8	<0.42	<0.27	<2.6	<0.17		<0.24	<0.29
MW-05	13.80	2107.60	05/30/06	06/12/06	Unfiltered	<2.9	<1.0	<0.42	<0.36	<0.45	<0.52	1.9	<1.8	<0.42	<0.27	<2.6	<0.17		<0.24	<0.29
MW-06	21.88	2097.23	05/20/02	05/23/02	Unfiltered	<0.46	<0.48	<0.25	<0.16	<0.21	<0.36	<0.3	<0.19	<0.2	<0.28	1 BJkq	<0.12	<0.26	<0.19	<0.3
MW-06	26.50	2095.26	07/11/03	07/25/03	Unfiltered	<0.9	<0.28	<0.4	<0.19	<0.29	<0.46	<0.45	<0.43	<0.46	<0.47	<1.7	<0.19		<0.17	<0.28
MW-06	29.22	2092.54	06/17/04	07/02/04	Unfiltered	<0.9	<0.28	<0.4	<0.19	<0.29	<0.46	<0.45	<0.43	<0.46	<0.47	<1.7	<0.19		<0.17	<0.28
MW-06	29.22	2092.54	06/17/04	07/02/04	Filtered															
MW-06	15.63	2106.13	05/30/06	06/12/06	Unfiltered	<2.9	<1.0	<0.42	<0.36	<0.45	<0.52	1.0	<1.8	<0.42	<0.27	<2.6	<0.17		<0.24	<0.29
MW-07	72.13	2101.71	05/20/02	05/21/02	Unfiltered															
MW-07	79.27	2097.25	06/17/04	07/15/04	Unfiltered	<0.9	<0.28	<0.4	<0.19	<0.29	<0.46	<0.45	<0.43	<0.46	<0.47	<1.7	<0.19		<0.17	<0.28
MW-07	79.27	2097.25	06/17/04	07/15/04	Filtered															
MW-07	60.03	2116.49	05/31/06	07/06/06	Unfiltered	<2.9	<1.0	<0.42	<0.36	<0.45	<0.52	<0.22	<1.8	<0.42	<0.27	3.1 BJkq	<0.17		<0.24	<0.29
MW-08	14.41	2073.38	05/20/02	05/17/02	Unfiltered	<0.46	<0.48	<0.25	<0.16	<0.21	<0.36	<0.3	<0.19	<0.2	<0.28	5 Bak	<0.12	<0.26	<0.19	<0.3
MW-08	16.29	2074.24	07/10/03	07/22/03	Unfiltered	<0.9	<0.28	<0.4	<0.19	<0.29	<0.46	<0.45	<0.43	<0.46	<0.47	<1.7	<0.19		<0.17	<0.28
MW-08	17.78	2072.75	06/18/04	06/29/04	Unfiltered	<0.9	<0.28	<0.4	<0.19	<0.29	<0.46	<0.45	<0.43	<0.46	<0.47	<1.7	<0.19		<0.17	<0.28
MW-08	17.78	2072.75	06/18/04	06/29/04	Filtered															
MW-08	11.58	2078.95	06/02/05	06/22/05	Unfiltered	<2.9	<1.0	<0.42	<0.36	<0.45	<0.52	<0.22	<1.8	<0.42	<0.27	<2.6	<0.17		<0.24	<0.29
MW-08	10.03	2080.50	05/31/06	06/07/06	Unfiltered	<2.9	<1.0	<0.42	<0.36	<0.45	<0.52	<0.22	<1.8	<0.42	<0.27	65 Bak	<0.17		<0.24	<0.29
MW-09	1.32	2085.00	05/20/02	05/17/02	Unfiltered	<0.46	<0.48	<0.25	<0.16	<0.21	<0.36	<0.3	<0.19	<0.2	<0.28	4 BJakq	<0.12	<0.26	<0.19	<0.3
MW-09	3.30	2085.86	07/10/03	07/22/03	Unfiltered	<0.9	<0.28	<0.4	<0.19	<0.29	<0.46	<0.45	<0.43	<0.46	<0.47	<1.7	<0.19		<0.17	<0.28
MW-09	6.28	2082.88	06/18/04	06/29/04	Unfiltered	<0.9	<0.28	<0.4	<0.19	<0.29	<0.46	<0.45	<0.43	<0.46	<0.47	<1.7	<0.19		<0.17	<0.28
MW-09	6.28	2082.88	06/18/04	06/29/04	Filtered															
MW-09	0.00	2089.16	05/31/06	06/07/06	Unfiltered	<2.9	<1.0	<0.42	<0.36	<0.45	<0.52	<0.22	<1.8	<0.42	<0.27	64 Bak	<0.17		<0.24	<0.29
MW-10	71.95	2104.77	05/20/02	05/17/02	Unfiltered															
MW-11	41.56	2078.34	05/20/02	05/17/02	Unfiltered															
MW-11	45.81	2076.80	06/18/04	06/30/04	Unfiltered	<0.9	<0.28	<0.4	<0.19	<0.29	<0.46	<0.45	<0.43	<0.46	<0.47	<1.7	<0.19		<0.17	<0.28
MW-11	45.81	2076.80	06/18/04	06/30/04	Filtered															
MW-11	42.28	2080.33	05/30/06	06/19/06	Unfiltered	<2.9	<1.0	<0.42	<0.36	<0.45	<0.52	<0.22	<1.8	<0.42	<0.27	3.1 BJakq	<0.17		<0.24	<0.29
MW-12	27.22	2068.57	05/20/02	05/17/02	Unfiltered	<0.46	<0.48	<0.25	<0.16	<0.21	<0.36	<0.3	<0.19	<0.2	<0.28	5 Bak	<0.12	<0.26	<0.19	<0.3

Consolidation Data Summary Table - Groundwater
Beaumont Site 1

Sample Location	Water Level Data			Sample Date	Filter Status	SW8260													
	Depth to Water (feet below ground surface)	Groundwater Elevation (feet above mean sea level)	Elevation Date			Naphthalene -ug/L	Styrene -ug/L	Tetrachloroethene -ug/L	Toluene -ug/L	Trichloroethene -ug/L	Trichlorofluoromethane -ug/L	Vinyl acetate -ug/L	Vinyl chloride -ug/L	cis-1,2-Dichloroethene -ug/L	cis-1,3-Dichloropropene -ug/L	n-Butylbenzene -ug/L	m,p-Xylenes -ug/L	n-Propylbenzene -ug/L	o-Xylene -ug/L
MW-05	23.49	2097.91	07/11/03	07/30/03	Unfiltered	<0.56	<0.14	<0.2	<0.35	86 Jf	<0.27	<3.6	<0.35	<0.56	<0.44	<0.34	<0.17	<0.24	<0.16
MW-05	26.25	2095.15	06/17/04	07/02/04	Unfiltered	<0.56	<0.14	<0.2	<0.35	3.1 Bk	<0.27	<3.6	<0.35	<0.56	<0.44	<0.34	<0.17	<0.24	<0.16
MW-05	26.25	2095.15	06/17/04	07/02/04	Filtered														
MW-05	14.80	2106.60	06/01/05	06/27/05	Unfiltered	<0.95	<0.29	<0.29	<0.35	95	<0.36	<3.2	<0.33	<0.35	<0.45	<0.29	<0.38	<0.30	<0.21
MW-05	13.80	2107.60	05/30/06	06/12/06	Unfiltered	<0.95	<0.29	<0.29	<0.35	91	<0.36	<3.2	<0.33	<0.35	<0.45	<0.29	<0.38	<0.30	<0.21
MW-06	21.88	2097.23	05/20/02	05/23/02	Unfiltered	<0.09	<0.12	<0.21	<0.16	0.9 Jq	<0.22		<0.44	<0.3	<0.19	<0.29	<0.31	<0.28	<0.088
MW-06	26.50	2095.26	07/11/03	07/25/03	Unfiltered	<0.56	<0.14	<0.2	<0.35	8.2	<0.27	<3.6	<0.35	<0.56	<0.44	<0.34	<0.17	<0.24	<0.16
MW-06	29.22	2092.54	06/17/04	07/02/04	Unfiltered	<0.56	<0.14	<0.2	<0.35	3.7 Bk	<0.27	<3.6	<0.35	<0.56	<0.44	<0.34	<0.17	<0.24	<0.16
MW-06	29.22	2092.54	06/17/04	07/02/04	Filtered														
MW-06	15.63	2106.13	05/30/06	06/12/06	Unfiltered	<0.95	<0.29	<0.29	<0.35	59	<0.36	<3.2	<0.33	<0.35	<0.45	<0.29	<0.38	<0.30	<0.21
MW-07	72.13	2101.71	05/20/02	05/21/02	Unfiltered														
MW-07	79.27	2097.25	06/17/04	07/15/04	Unfiltered	<0.56	<0.14	<0.2	<0.35	18 Bk	<0.27	<3.6	<0.35	<0.56	<0.44	<0.34	<0.17	<0.24	<0.16
MW-07	79.27	2097.25	06/17/04	07/15/04	Filtered														
MW-07	60.03	2116.49	05/31/06	07/06/06	Unfiltered	<0.95	<0.29	<0.29	<0.35	3.8 Bk	<0.36	<3.2	<0.33	<0.35	<0.45	<0.29	<0.38	<0.30	<0.21
MW-08	14.41	2073.38	05/20/02	05/17/02	Unfiltered	<0.09	<0.12	<0.21	<0.16	<0.18	<0.22		<0.44	<0.3	<0.19	<0.29	<0.31	<0.28	<0.088
MW-08	16.29	2074.24	07/10/03	07/22/03	Unfiltered	<0.56	<0.14	<0.2	<0.35	<0.48	<0.27	<3.6	<0.35	<0.56	<0.44	<0.34	<0.17	<0.24	<0.16
MW-08	17.78	2072.75	06/18/04	06/29/04	Unfiltered	<0.56	<0.14	<0.2	<0.35	<0.48	<0.27	<3.6	<0.35	<0.56	<0.44	<0.34	<0.17	<0.24	<0.16
MW-08	17.78	2072.75	06/18/04	06/29/04	Filtered														
MW-08	11.58	2078.95	06/02/05	06/22/05	Unfiltered	<0.95	<0.29	<0.29	<0.35	<0.30	<0.36	<3.2	<0.33	<0.35	<0.45	<0.29	<0.38	<0.30	<0.21
MW-08	10.03	2080.50	05/31/06	06/07/06	Unfiltered	<0.95	<0.29	<0.29	<0.35	<0.30	<0.36	<3.2	<0.33	<0.35	<0.45	<0.29	<0.38	<0.30	<0.21
MW-09	1.32	2085.00	05/20/02	05/17/02	Unfiltered	<0.09	<0.12	<0.21	<0.16	<0.18	<0.22		<0.44	<0.3	<0.19	<0.29	<0.31	<0.28	<0.088
MW-09	3.30	2085.86	07/10/03	07/22/03	Unfiltered	<0.56	<0.14	<0.2	<0.35	<0.48	<0.27	<3.6	<0.35	<0.56	<0.44	<0.34	<0.17	<0.24	<0.16
MW-09	6.28	2082.88	06/18/04	06/29/04	Unfiltered	<0.56	<0.14	<0.2	<0.35	<0.48	<0.27	<3.6	<0.35	<0.56	<0.44	<0.34	<0.17	<0.24	<0.16
MW-09	6.28	2082.88	06/18/04	06/29/04	Filtered														
MW-09	0.00	2089.16	05/31/06	06/07/06	Unfiltered	<0.95	<0.29	<0.29	<0.35	<0.30	<0.36	<3.2	<0.33	<0.35	<0.45	<0.29	<0.38	<0.30	<0.21
MW-10	71.95	2104.77	05/20/02	05/17/02	Unfiltered														
MW-11	41.56	2078.34	05/20/02	05/17/02	Unfiltered														
MW-11	45.81	2076.80	06/18/04	06/30/04	Unfiltered	<0.56	<0.14	<0.2	<0.35	<0.48	<0.27	<3.6	<0.35	<0.56	<0.44	<0.34	<0.17	<0.24	<0.16
MW-11	45.81	2076.80	06/18/04	06/30/04	Filtered														
MW-11	42.28	2080.33	05/30/06	06/19/06	Unfiltered	<0.95	<0.29	<0.29	<0.35	<0.30	<0.36	<3.2	<0.33	<0.35	<0.45	<0.29	<0.38	<0.30	<0.21
MW-12	27.22	2068.57	05/20/02	05/17/02	Unfiltered	<0.09	<0.12	<0.21	<0.16	<0.18	<0.22		<0.44	<0.3	<0.19	<0.29	<0.31	<0.28	<0.088

Consolidation Data Summary Table - Groundwater
Beaumont Site 1

	Water Level Data					SW8260				SW8270	SW8330						
Sample Location	Depth to Water (feet below ground surface)	Groundwater Elevation (feet above mean sea level)	Elevation Date	Sample Date	Filter Status	sec-Butylbenzene -ug/L	tert-Butylbenzene -ug/L	trans-1,2-Dichloroethene -ug/L	trans-1,3-Dichloropropene -ug/L	1,4-Dioxane -ug/L	1,3,5-Trinitrobenzene (TNB) -ug/L	1,3-Dinitrobenzene -ug/L	2,4,6-Trinitrotoluene (TNT) -ug/L	2,4-Dinitrotoluene -ug/L	2,6-Dinitrotoluene -ug/L	2-Amino-4,6-dinitrotoluene -ug/L	2/4-Nitrotoluene -ug/L
MW-05	23.49	2097.91	07/11/03	07/30/03	Unfiltered	<0.11	<0.23	<0.6	<0.3								
MW-05	26.25	2095.15	06/17/04	07/02/04	Unfiltered	<0.11	<0.23	<0.6	<0.3								
MW-05	26.25	2095.15	06/17/04	07/02/04	Filtered						<0.11 Rd	<0.19 Rd	<0.14	<0.07	<0.17	<0.09	<0.4
MW-05	14.80	2106.60	06/01/05	06/27/05	Unfiltered	<0.21	<0.17	<0.29	<0.31								
MW-05	13.80	2107.60	05/30/06	06/12/06	Unfiltered	<0.21	<0.17	<0.29	<0.31								
MW-06	21.88	2097.23	05/20/02	05/23/02	Unfiltered	<0.29	<0.25	<0.37	<0.25	<0.5							
MW-06	26.50	2095.26	07/11/03	07/25/03	Unfiltered	<0.11	<0.23	<0.6	<0.3								
MW-06	29.22	2092.54	06/17/04	07/02/04	Unfiltered	<0.11	<0.23	<0.6	<0.3								
MW-06	29.22	2092.54	06/17/04	07/02/04	Filtered						<0.11 Rd	<0.19 Rd	<0.14	<0.07	<0.17	<0.09	<0.4
MW-06	15.63	2106.13	05/30/06	06/12/06	Unfiltered	<0.21	<0.17	<0.29	<0.31								
MW-07	72.13	2101.71	05/20/02	05/21/02	Unfiltered					<0.5							
MW-07	79.27	2097.25	06/17/04	07/15/04	Unfiltered	<0.11	<0.23	<0.6	<0.3								
MW-07	79.27	2097.25	06/17/04	07/15/04	Filtered						<0.11	<0.19	<0.14	<0.07	<0.17	<0.09	<0.4
MW-07	60.03	2116.49	05/31/06	07/06/06	Unfiltered	<0.21	<0.17	<0.29	<0.31								
MW-08	14.41	2073.38	05/20/02	05/17/02	Unfiltered	<0.29	<0.25	<0.37	<0.25	<0.5							
MW-08	16.29	2074.24	07/10/03	07/22/03	Unfiltered	<0.11	<0.23	<0.6	<0.3								
MW-08	17.78	2072.75	06/18/04	06/29/04	Unfiltered	<0.11	<0.23	<0.6	<0.3								
MW-08	17.78	2072.75	06/18/04	06/29/04	Filtered						<0.11 Rd	<0.19 Rd	<0.14 Rd	<0.07 Rd	<0.17	<0.09	<0.4
MW-08	11.58	2078.95	06/02/05	06/22/05	Unfiltered	<0.21	<0.17	<0.29	<0.31								
MW-08	10.03	2080.50	05/31/06	06/07/06	Unfiltered	<0.21	<0.17	<0.29	<0.31								
MW-09	1.32	2085.00	05/20/02	05/17/02	Unfiltered	<0.29	<0.25	<0.37	<0.25	5							
MW-09	3.30	2085.86	07/10/03	07/22/03	Unfiltered	<0.11	<0.23	<0.6	<0.3								
MW-09	6.28	2082.88	06/18/04	06/29/04	Unfiltered	<0.11	<0.23	<0.6	<0.3								
MW-09	6.28	2082.88	06/18/04	06/29/04	Filtered						<0.11 Rd	<0.19 Rd	<0.14 Rd	<0.07 Rd	<0.17	<0.09	<0.4
MW-09	0.00	2089.16	05/31/06	06/07/06	Unfiltered	<0.21	<0.17	<0.29	<0.31								
MW-10	71.95	2104.77	05/20/02	05/17/02	Unfiltered					<0.5							
MW-11	41.56	2078.34	05/20/02	05/17/02	Unfiltered					<0.5							
MW-11	45.81	2076.80	06/18/04	06/30/04	Unfiltered	<0.11	<0.23	<0.6	<0.3								
MW-11	45.81	2076.80	06/18/04	06/30/04	Filtered						<0.11 Rd	<0.19 Rd	<0.14 Rd	<0.07 Rd	<0.17	<0.09	<0.4
MW-11	42.28	2080.33	05/30/06	06/19/06	Unfiltered	<0.21	<0.17	<0.29	<0.31								
MW-12	27.22	2068.57	05/20/02	05/17/02	Unfiltered	<0.29	<0.25	<0.37	<0.25	<0.5							

Consolidation Data Summary Table - Groundwater
Beaumont Site 1

Sample Location	Water Level Data			Sample Date	Filter Status	SW8330					
	Depth to Water (feet below ground surface)	Groundwater Elevation (feet above mean sea level)	Elevation Date			3-Nitrotoluene -ug/L	4-Amino-2,6-dinitrotoluene -ug/L	HMX -ug/L	Nitrobenzene -ug/L	RDX -ug/L	Tetryl -ug/L
MW-05	23.49	2097.91	07/11/03	07/30/03	Unfiltered						
MW-05	26.25	2095.15	06/17/04	07/02/04	Unfiltered						
MW-05	26.25	2095.15	06/17/04	07/02/04	Filtered	<0.18	<0.08	<0.2	<0.22 Rd	<0.15	<0.12
MW-05	14.80	2106.60	06/01/05	06/27/05	Unfiltered						
MW-05	13.80	2107.60	05/30/06	06/12/06	Unfiltered						
MW-06	21.88	2097.23	05/20/02	05/23/02	Unfiltered						
MW-06	26.50	2095.26	07/11/03	07/25/03	Unfiltered						
MW-06	29.22	2092.54	06/17/04	07/02/04	Unfiltered						
MW-06	29.22	2092.54	06/17/04	07/02/04	Filtered	<0.18	<0.08	<0.2	<0.22 Rd	<0.15	<0.12
MW-06	15.63	2106.13	05/30/06	06/12/06	Unfiltered						
MW-07	72.13	2101.71	05/20/02	05/21/02	Unfiltered						
MW-07	79.27	2097.25	06/17/04	07/15/04	Unfiltered						
MW-07	79.27	2097.25	06/17/04	07/15/04	Filtered	<0.18	<0.08	<0.2	<0.22	<0.15	<0.12
MW-07	60.03	2116.49	05/31/06	07/06/06	Unfiltered						
MW-08	14.41	2073.38	05/20/02	05/17/02	Unfiltered						
MW-08	16.29	2074.24	07/10/03	07/22/03	Unfiltered						
MW-08	17.78	2072.75	06/18/04	06/29/04	Unfiltered						
MW-08	17.78	2072.75	06/18/04	06/29/04	Filtered	<0.18	<0.08 Rd	<0.2 Rd	<0.22 Rd	<0.15	<0.12
MW-08	11.58	2078.95	06/02/05	06/22/05	Unfiltered						
MW-08	10.03	2080.50	05/31/06	06/07/06	Unfiltered						
MW-09	1.32	2085.00	05/20/02	05/17/02	Unfiltered						
MW-09	3.30	2085.86	07/10/03	07/22/03	Unfiltered						
MW-09	6.28	2082.88	06/18/04	06/29/04	Unfiltered						
MW-09	6.28	2082.88	06/18/04	06/29/04	Filtered	<0.18	<0.08 Rd	<0.2 Rd	<0.22 Rd	<0.15	<0.12
MW-09	0.00	2089.16	05/31/06	06/07/06	Unfiltered						
MW-10	71.95	2104.77	05/20/02	05/17/02	Unfiltered						
MW-11	41.56	2078.34	05/20/02	05/17/02	Unfiltered						
MW-11	45.81	2076.80	06/18/04	06/30/04	Unfiltered						
MW-11	45.81	2076.80	06/18/04	06/30/04	Filtered	<0.18	<0.08 Rd	<0.2 Rd	<0.22 Rd	<0.15	<0.12
MW-11	42.28	2080.33	05/30/06	06/19/06	Unfiltered						
MW-12	27.22	2068.57	05/20/02	05/17/02	Unfiltered						

Consolidation Data Summary Table - Groundwater
Beaumont Site 1

	Water Level Data					E160.1	E1624	E1625C	E1625C	E218.6	E300.0				E314.0	E314.1	E524.2	SM2320
Sample Location	Depth to Water (feet below ground surface)	Groundwater Elevation (feet above mean sea level)	Elevation Date	Sample Date	Filter Status	Total Dissolved Solids -mg/L	1,4-Dioxane -ug/L	1,4-Dioxane -ug/L	N-Nitrosodimethylamine -ng/L	Hexavalent chromium -ug/L	Chloride -mg/L	Nitrate -mg/L	Nitrogen, as Nitrite -mg/L	Sulfate -mg/L	Perchlorate -ug/L	Perchlorate -ug/L	1,2,3-Trichloropropane -ug/L	Alkalinity, Bicarbonate (as CaCO3) -mg/L
MW-12	20.30	2078.19	07/10/03	07/23/03	Unfiltered		<1.1									<0.46		
MW-12	22.04	2076.45	06/18/04	06/28/04	Unfiltered		<1.1			<0.005						<0.46		
MW-12	22.04	2076.45	06/18/04	06/28/04	Filtered													
MW-12	16.20	2082.29	06/02/05	06/27/05	Unfiltered			<1.1		0.30					<0.59			
MW-12	15.43	2083.06	05/30/06	06/08/06	Unfiltered			<0.40							<0.43			
MW-13	17.10	2038.09	05/20/02	05/30/02	Unfiltered											<1.8		
MW-13	13.69	2044.20	07/10/03	07/28/03	Unfiltered		<1.1									<0.46		
MW-13	17.19	2040.70	06/18/04	06/25/04	Unfiltered		<1.1			0.84 Bk						<0.46		
MW-13	17.19	2040.70	06/18/04	06/25/04	Filtered													
MW-13	14.54	2043.35	12/14/04	12/15/04	Unfiltered			<1.1		<0.005						<0.46		
MW-13	9.28	2048.61	06/01/05	06/20/05	Unfiltered			<1.1		<0.0050					<0.59			
MW-13	14.91	2042.98	11/29/05	12/09/05	Unfiltered			<1.1							<0.59			
MW-13	10.62	2047.27	05/30/06	06/08/06	Unfiltered			<0.40							<0.43			
MW-14	35.72	1991.25	05/20/02	05/17/02	Unfiltered											11.1		
MW-14	35.88	1993.79	06/18/04	06/29/04	Unfiltered		2.9 Jb			<0.005						29		
MW-14	35.88	1993.79	06/18/04	06/29/04	Filtered													
MW-14	17.61	2012.06	06/02/05	06/22/05	Unfiltered			<1.1		0.59					5.5			
MW-14	24.33	2005.34	05/31/06	06/09/06	Unfiltered			<0.40							4.3			
MW-15	29.49	1977.57	05/20/02	05/17/02	Unfiltered	307					13.0	<0.038		47.4		<1.8		184
MW-15	28.31	1981.45	07/10/03	07/21/03	Unfiltered		9.2									<0.46		
MW-15	29.82	1979.94	06/18/04	06/28/04	Unfiltered		8.7 Jb			<0.005						<0.46		
MW-15	29.82	1979.94	06/18/04	06/28/04	Filtered													
MW-15	29.40	1980.36	12/14/04	12/16/04	Unfiltered			8.4		<0.005						<0.46		
MW-15	22.68	1987.08	06/01/05	06/20/05	Unfiltered			10		<0.0050					<0.59			
MW-15	25.29	1984.47	11/29/05	12/09/05	Unfiltered			7.2							<0.59			
MW-15	24.01	1985.75	05/30/06	06/06/06	Unfiltered			7.9	<0.48						<0.43		<0.0017	
MW-15	24.01	1985.75	05/30/06	06/06/06	Filtered													
MW-15	24.01	1985.75	05/30/06	06/12/06	Unfiltered					0.027 BJaq								
MW-16	2.22	1809.42	07/10/03	07/31/03	Unfiltered		<1.1									<0.46		
MW-16	2.62	1809.02	06/18/04	06/24/04	Unfiltered		<1.1			<0.005						<0.46		
MW-16	2.62	1809.02	06/18/04	06/24/04	Filtered													

Consolidation Data Summary Table - Groundwater
Beaumont Site 1

Sample Location	Water Level Data			Sample Date	Filter Status	SW6010							
	Depth to Water (feet below ground surface)	Groundwater Elevation (feet above mean sea level)	Elevation Date			Antimony -mg/L	Arsenic -mg/L	Barium -mg/L	Beryllium -mg/L	Cadmium -mg/L	Calcium -mg/L	Chromium -mg/L	Cobalt -mg/L
MW-12	20.30	2078.19	07/10/03	07/23/03	Unfiltered								
MW-12	22.04	2076.45	06/18/04	06/28/04	Unfiltered	<0.00209	<0.00308	0.0837	<0.00017	<0.00035		<0.00035	<0.00069
MW-12	22.04	2076.45	06/18/04	06/28/04	Filtered								
MW-12	16.20	2082.29	06/02/05	06/27/05	Unfiltered	<0.00209	<0.00308	0.108	<0.000176	<0.000350		<0.000350	<0.000696
MW-12	15.43	2083.06	05/30/06	06/08/06	Unfiltered								
MW-13	17.10	2038.09	05/20/02	05/30/02	Unfiltered								
MW-13	13.69	2044.20	07/10/03	07/28/03	Unfiltered								
MW-13	17.19	2040.70	06/18/04	06/25/04	Unfiltered	<0.00209	0.0317	0.181	<0.00017	<0.00035		<0.00035	<0.00069
MW-13	17.19	2040.70	06/18/04	06/25/04	Filtered								
MW-13	14.54	2043.35	12/14/04	12/15/04	Unfiltered	<0.00209	0.0242	0.0744	<0.00017	<0.00035		<0.00035	<0.00069
MW-13	9.28	2048.61	06/01/05	06/20/05	Unfiltered	<0.00209	0.0245	0.0871	<0.000176	<0.000350		<0.000350	<0.000696
MW-13	14.91	2042.98	11/29/05	12/09/05	Unfiltered								
MW-13	10.62	2047.27	05/30/06	06/08/06	Unfiltered								
MW-14	35.72	1991.25	05/20/02	05/17/02	Unfiltered								
MW-14	35.88	1993.79	06/18/04	06/29/04	Unfiltered	<0.00209	<0.00308	0.0580	<0.00017	<0.00035		<0.00035	0.00830
MW-14	35.88	1993.79	06/18/04	06/29/04	Filtered								
MW-14	17.61	2012.06	06/02/05	06/22/05	Unfiltered	<0.00209	<0.00308	0.0731	<0.000176	<0.000350		<0.000350	<0.000696
MW-14	24.33	2005.34	05/31/06	06/09/06	Unfiltered								
MW-15	29.49	1977.57	05/20/02	05/17/02	Unfiltered	<0.00180	0.00240 Jq	0.0514	<0.0000500	0.000380 BJakq	43.2	0.00330 BJkq	<0.000180
MW-15	28.31	1981.45	07/10/03	07/21/03	Unfiltered								
MW-15	29.82	1979.94	06/18/04	06/28/04	Unfiltered	<0.00209	<0.00308	0.0494	<0.00017	<0.00035		<0.00035	<0.00069
MW-15	29.82	1979.94	06/18/04	06/28/04	Filtered								
MW-15	29.40	1980.36	12/14/04	12/16/04	Unfiltered	<0.00209	<0.00308	0.0486	<0.00017	<0.00035		<0.00035	<0.00069
MW-15	22.68	1987.08	06/01/05	06/20/05	Unfiltered	<0.00209	<0.00308	0.0495	<0.000176	<0.000350		<0.000350	<0.000696
MW-15	25.29	1984.47	11/29/05	12/09/05	Unfiltered								
MW-15	24.01	1985.75	05/30/06	06/06/06	Unfiltered		<0.00308		<0.000176	<0.000350			
MW-15	24.01	1985.75	05/30/06	06/06/06	Filtered		<0.00308		<0.000176	<0.000350			
MW-15	24.01	1985.75	05/30/06	06/12/06	Unfiltered								
MW-16	2.22	1809.42	07/10/03	07/31/03	Unfiltered								
MW-16	2.62	1809.02	06/18/04	06/24/04	Unfiltered	<0.00209	<0.00308	0.133	<0.00017	<0.00035		<0.00035	<0.00069
MW-16	2.62	1809.02	06/18/04	06/24/04	Filtered								

Consolidation Data Summary Table - Groundwater
Beaumont Site 1

	Water Level Data					SW6010						
Sample Location	Depth to Water (feet below ground surface)	Groundwater Elevation (feet above mean sea level)	Elevation Date	Sample Date	Filter Status	Copper -mg/L	Lead -mg/L	Magnesium -mg/L	Molybdenum -mg/L	Nickel -mg/L	Potassium -mg/L	Selenium -mg/L
MW-12	20.30	2078.19	07/10/03	07/23/03	Unfiltered							
MW-12	22.04	2076.45	06/18/04	06/28/04	Unfiltered	<0.00134	<0.00236		<0.0008	<0.00137		<0.00295
MW-12	22.04	2076.45	06/18/04	06/28/04	Filtered							
MW-12	16.20	2082.29	06/02/05	06/27/05	Unfiltered	<0.00134	<0.00236		<0.000800	<0.00137		<0.00295
MW-12	15.43	2083.06	05/30/06	06/08/06	Unfiltered							
MW-13	17.10	2038.09	05/20/02	05/30/02	Unfiltered							
MW-13	13.69	2044.20	07/10/03	07/28/03	Unfiltered							
MW-13	17.19	2040.70	06/18/04	06/25/04	Unfiltered	<0.00134	<0.00236		0.0181	<0.00137		0.0170
MW-13	17.19	2040.70	06/18/04	06/25/04	Filtered							
MW-13	14.54	2043.35	12/14/04	12/15/04	Unfiltered	<0.00134	<0.00236		0.00974	<0.00137		<0.00295
MW-13	9.28	2048.61	06/01/05	06/20/05	Unfiltered	<0.00134	<0.00236		0.00932	<0.00137		<0.00295
MW-13	14.91	2042.98	11/29/05	12/09/05	Unfiltered							
MW-13	10.62	2047.27	05/30/06	06/08/06	Unfiltered							
MW-14	35.72	1991.25	05/20/02	05/17/02	Unfiltered							
MW-14	35.88	1993.79	06/18/04	06/29/04	Unfiltered	<0.00134	<0.00236		<0.0008	0.171		<0.00295
MW-14	35.88	1993.79	06/18/04	06/29/04	Filtered							
MW-14	17.61	2012.06	06/02/05	06/22/05	Unfiltered	<0.00134	<0.00236		<0.000800	<0.00137		<0.00295
MW-14	24.33	2005.34	05/31/06	06/09/06	Unfiltered							
MW-15	29.49	1977.57	05/20/02	05/17/02	Unfiltered	0.000850 BJakq	0.00200 BJakq	7.49	0.00780	0.00500 Bk	0.893	<0.00260
MW-15	28.31	1981.45	07/10/03	07/21/03	Unfiltered							
MW-15	29.82	1979.94	06/18/04	06/28/04	Unfiltered	<0.00134	<0.00236		0.00584	<0.00137		<0.00295
MW-15	29.82	1979.94	06/18/04	06/28/04	Filtered							
MW-15	29.40	1980.36	12/14/04	12/16/04	Unfiltered	<0.00134	<0.00236		0.00678	<0.00137		<0.00295
MW-15	22.68	1987.08	06/01/05	06/20/05	Unfiltered	<0.00134	<0.00236		0.00658	<0.00137		<0.00295
MW-15	25.29	1984.47	11/29/05	12/09/05	Unfiltered							
MW-15	24.01	1985.75	05/30/06	06/06/06	Unfiltered		<0.00236					
MW-15	24.01	1985.75	05/30/06	06/06/06	Filtered		<0.00236					
MW-15	24.01	1985.75	05/30/06	06/12/06	Unfiltered							
MW-16	2.22	1809.42	07/10/03	07/31/03	Unfiltered							
MW-16	2.62	1809.02	06/18/04	06/24/04	Unfiltered	<0.00134	<0.00236		0.0107	<0.00137		<0.00295
MW-16	2.62	1809.02	06/18/04	06/24/04	Filtered							

Consolidation Data Summary Table - Groundwater
Beaumont Site 1

	Water Level Data					SW6010					SW7470	SW8260			
Sample Location	Depth to Water (feet below ground surface)	Groundwater Elevation (feet above mean sea level)	Elevation Date	Sample Date	Filter Status	Silver -mg/L	Sodium -mg/L	Thallium -mg/L	Vanadium -mg/L	Zinc -mg/L	Mercury -mg/L	1,1,1,2-Tetrachloroethane -ug/L	1,1,1-Trichloroethane -ug/L	1,1,2,2-Tetrachloroethane -ug/L	1,1,2-Trichloroethane -ug/L
MW-12	20.30	2078.19	07/10/03	07/23/03	Unfiltered							<0.45	<0.46	<0.19	<0.42
MW-12	22.04	2076.45	06/18/04	06/28/04	Unfiltered	<0.0004		<0.00233	<0.00031	0.0629 Bk	<0.00006	<0.45	<0.46	<0.19	<0.42
MW-12	22.04	2076.45	06/18/04	06/28/04	Filtered										
MW-12	16.20	2082.29	06/02/05	06/27/05	Unfiltered	<0.000400		<0.00233	<0.000314	<0.000848	<0.0000672	<0.37	<0.32	<0.37	<0.54
MW-12	15.43	2083.06	05/30/06	06/08/06	Unfiltered							<0.37	<0.32	<0.37	<0.54
MW-13	17.10	2038.09	05/20/02	05/30/02	Unfiltered							<0.27	0.5 Jq	<0.22	<0.34
MW-13	13.69	2044.20	07/10/03	07/28/03	Unfiltered							<0.45	<0.46	<0.19	<0.42
MW-13	17.19	2040.70	06/18/04	06/25/04	Unfiltered	<0.0004		<0.00233	<0.00031	<0.00084	<0.00006	<0.45	<0.46	<0.19	<0.42
MW-13	17.19	2040.70	06/18/04	06/25/04	Filtered										
MW-13	14.54	2043.35	12/14/04	12/15/04	Unfiltered	<0.0004		<0.00233	<0.00031	<0.00084	<0.00006	<0.37	<0.32	<0.37	<0.54
MW-13	9.28	2048.61	06/01/05	06/20/05	Unfiltered	<0.000400		<0.00233	<0.000314	0.0136	<0.0000672	<0.37	<0.32	<0.37	<0.54
MW-13	14.91	2042.98	11/29/05	12/09/05	Unfiltered							<0.37	<0.32	<0.37	<0.54
MW-13	10.62	2047.27	05/30/06	06/08/06	Unfiltered							<0.37	<0.32	<0.37	<0.54
MW-14	35.72	1991.25	05/20/02	05/17/02	Unfiltered							<0.27	<0.33	<0.22	<0.34
MW-14	35.88	1993.79	06/18/04	06/29/04	Unfiltered	<0.0004		<0.00233	<0.00031	0.0268	<0.00006	<0.45	<0.46	<0.19	<0.42
MW-14	35.88	1993.79	06/18/04	06/29/04	Filtered										
MW-14	17.61	2012.06	06/02/05	06/22/05	Unfiltered	<0.000400		<0.00233	<0.000314	<0.000848	<0.0000672	<0.37	<0.32	<0.37	<0.54
MW-14	24.33	2005.34	05/31/06	06/09/06	Unfiltered							<0.37	<0.32	<0.37	<0.54
MW-15	29.49	1977.57	05/20/02	05/17/02	Unfiltered	0.00100 BJakq	49.3	0.00120 BJaq	0.000990 Jq	0.00750 BJkq	0.000190 BJkq	<0.27	<0.33	<0.22	<0.34
MW-15	28.31	1981.45	07/10/03	07/21/03	Unfiltered							<0.45	<0.46	<0.19	<0.42
MW-15	29.82	1979.94	06/18/04	06/28/04	Unfiltered	<0.0004		<0.00233	<0.00031	0.0108 Bk	<0.00006	<0.45	<0.46	<0.19	<0.42
MW-15	29.82	1979.94	06/18/04	06/28/04	Filtered										
MW-15	29.40	1980.36	12/14/04	12/16/04	Unfiltered	<0.0004		<0.00233	<0.00031	<0.00084	<0.00006	<0.37	<0.32	<0.37	<0.54
MW-15	22.68	1987.08	06/01/05	06/20/05	Unfiltered	<0.000400		<0.00233	<0.000314	<0.000848	<0.0000672	<0.37	<0.32	<0.37	<0.54
MW-15	25.29	1984.47	11/29/05	12/09/05	Unfiltered							<0.37	<0.32	<0.37	<0.54
MW-15	24.01	1985.75	05/30/06	06/06/06	Unfiltered							<0.37	<0.32	<0.37	<0.54
MW-15	24.01	1985.75	05/30/06	06/06/06	Filtered										
MW-15	24.01	1985.75	05/30/06	06/12/06	Unfiltered										
MW-16	2.22	1809.42	07/10/03	07/31/03	Unfiltered							<0.45	<0.46	<0.19	<0.42
MW-16	2.62	1809.02	06/18/04	06/24/04	Unfiltered	<0.0004		<0.00233	<0.00031	<0.00084	<0.00006	<0.45	<0.46	<0.19	<0.42
MW-16	2.62	1809.02	06/18/04	06/24/04	Filtered										

Consolidation Data Summary Table - Groundwater
Beaumont Site 1

Sample Location	Water Level Data			Sample Date	Filter Status	SW8260														
	Depth to Water (feet below ground surface)	Groundwater Elevation (feet above mean sea level)	Elevation Date			1,1,2-Trichlorotrifluoroethane -ug/L	1,1-Dichloroethane -ug/L	1,1-Dichloroethene -ug/L	1,1-Dichloropropene -ug/L	1,2,3-Trichlorobenzene -ug/L	1,2,3-Trichloropropane -ng/L	1,2,4-Trichlorobenzene -ug/L	1,2,4-Trimethylbenzene -ug/L	1,2-Dibromo-3-chloropropane -ug/L	1,2-Dibromoethane -ug/L	1,2-Dichlorobenzene -ug/L	1,2-Dichloroethane -ug/L	1,2-Dichloropropane -ug/L	1,3,5-Trimethylbenzene -ug/L	1,3-Dichlorobenzene -ug/L
MW-12	20.30	2078.19	07/10/03	07/23/03	Unfiltered		<0.4	<0.32	<0.55	<0.4	<2	<0.28	<0.22	<2.6	<0.51	<0.29	<0.35	<0.4	<0.11	<0.27
MW-12	22.04	2076.45	06/18/04	06/28/04	Unfiltered	<0.7	<0.4	<0.32	<0.55	<0.4	<810	<0.28	<0.22	<2.6	<0.51	<0.29	<0.35	<0.4	<0.11	<0.27
MW-12	22.04	2076.45	06/18/04	06/28/04	Filtered															
MW-12	16.20	2082.29	06/02/05	06/27/05	Unfiltered	<0.54	<0.53	<0.31	<0.21	<0.39	<2.3	<0.35	<0.26	<2.5	<0.81	<0.24	<0.22	<0.28	<0.19	<0.38
MW-12	15.43	2083.06	05/30/06	06/08/06	Unfiltered	<0.54	<0.53	<0.31	<0.21	<0.39	<2.3	<0.35	<0.26	<2.5	<0.81	<0.24	<0.22	<0.28	<0.19	<0.38
MW-13	17.10	2038.09	05/20/02	05/30/02	Unfiltered		0.4 Jq	73	<0.16	<0.3	<0.46	<0.37	<0.2	<0.59	<0.18	<0.099	<0.38	<0.16	<0.15	<0.3
MW-13	13.69	2044.20	07/10/03	07/28/03	Unfiltered		<0.4	1.3	<0.55	<0.4	<2	<0.28	<0.22	<2.6	<0.51	<0.29	<0.35	<0.4	<0.11	<0.27
MW-13	17.19	2040.70	06/18/04	06/25/04	Unfiltered	<0.7	<0.4	<0.32	<0.55	<0.4	<810	<0.28	<0.22	<2.6	<0.51	<0.29	<0.35	<0.4	<0.11	<0.27
MW-13	17.19	2040.70	06/18/04	06/25/04	Filtered															
MW-13	14.54	2043.35	12/14/04	12/15/04	Unfiltered	<0.54	<0.53	<0.31	<0.21	<0.39	<2.3	<0.35	<0.26	<2.5	<0.81	<0.24	<0.22	<0.28	<0.19	<0.38
MW-13	9.28	2048.61	06/01/05	06/20/05	Unfiltered	<0.54	<0.53	<0.31	<0.21	<0.39	<2.3	<0.35	<0.26	<2.5	<0.81	<0.24	<0.22	<0.28	<0.19	<0.38
MW-13	14.91	2042.98	11/29/05	12/09/05	Unfiltered	<0.54	<0.53	<0.31	<0.21	<0.39	<2.3	<0.35	<0.26	<2.5	<0.81	<0.24	<0.22	<0.28	<0.19	<0.38
MW-13	10.62	2047.27	05/30/06	06/08/06	Unfiltered	<0.54	<0.53	<0.31	<0.21	<0.39	<2.3	<0.35	<0.26	<2.5	<0.81	<0.24	<0.22	<0.28	<0.19	<0.38
MW-14	35.72	1991.25	05/20/02	05/17/02	Unfiltered		<0.28	<0.56	<0.16	<0.3	<0.46	<0.37	0.4 BJkq	<0.59	<0.18	<0.099	<0.38	<0.16	<0.15	<0.3
MW-14	35.88	1993.79	06/18/04	06/29/04	Unfiltered	<0.7	<0.4	<0.32	<0.55	<0.4	<810	<0.28	<0.22	<2.6	<0.51	<0.29	<0.35	<0.4	<0.11	<0.27
MW-14	35.88	1993.79	06/18/04	06/29/04	Filtered															
MW-14	17.61	2012.06	06/02/05	06/22/05	Unfiltered	<0.54	<0.53	<0.31	<0.21	<0.39	<2.3	<0.35	<0.26	<2.5	<0.81	<0.24	<0.22	<0.28	<0.19	<0.38
MW-14	24.33	2005.34	05/31/06	06/09/06	Unfiltered	<0.54	<0.53	<0.31	<0.21	<0.39	<2.3	<0.35	<0.26	<2.5	<0.81	<0.24	<0.22	<0.28	<0.19	<0.38
MW-15	29.49	1977.57	05/20/02	05/17/02	Unfiltered		0.4 Jq	<0.56	<0.16	<0.3	<0.46	<0.37	<0.2	<0.59	<0.18	<0.099	<0.38	<0.16	<0.15	<0.3
MW-15	28.31	1981.45	07/10/03	07/21/03	Unfiltered		<0.4	3.3	<0.55	<0.4	<2	<0.28	<0.22	<2.6	<0.51	<0.29	<0.35	<0.4	<0.11	<0.27
MW-15	29.82	1979.94	06/18/04	06/28/04	Unfiltered	<0.7	<0.4	2.8	<0.55	<0.4	<810	<0.28	<0.22	<2.6	<0.51	<0.29	<0.35	<0.4	<0.11	<0.27
MW-15	29.82	1979.94	06/18/04	06/28/04	Filtered															
MW-15	29.40	1980.36	12/14/04	12/16/04	Unfiltered	<0.54	<0.53	3.1	<0.21	<0.39	<2.3	<0.35	<0.26	<2.5	<0.81	<0.24	<0.22	<0.28	<0.19	<0.38
MW-15	22.68	1987.08	06/01/05	06/20/05	Unfiltered	<0.54	<0.53	2.3	<0.21	<0.39	<2.3	<0.35	<0.26	<2.5	<0.81	<0.24	<0.22	<0.28	<0.19	<0.38
MW-15	25.29	1984.47	11/29/05	12/09/05	Unfiltered	<0.54	<0.53	2.3	<0.21	<0.39	<2.3	<0.35	<0.26	<2.5	<0.81	<0.24	<0.22	<0.28	<0.19	<0.38
MW-15	24.01	1985.75	05/30/06	06/06/06	Unfiltered	<0.54	<0.53	1.6	<0.21	<0.39	<2.3	<0.35	<0.26	<2.5	<0.81	<0.24	<0.22	<0.28	<0.19	<0.38
MW-15	24.01	1985.75	05/30/06	06/06/06	Filtered															
MW-15	24.01	1985.75	05/30/06	06/12/06	Unfiltered															
MW-16	2.22	1809.42	07/10/03	07/31/03	Unfiltered		<0.4	<0.32	<0.55	<0.4	<2	<0.28	<0.22	<2.6	<0.51	<0.29	<0.35	<0.4	<0.11	<0.27
MW-16	2.62	1809.02	06/18/04	06/24/04	Unfiltered	<0.7	<0.4	<0.32	<0.55	<0.4	<810	<0.28	<0.22	<2.6	<0.51	<0.29	<0.35	<0.4	<0.11	<0.27
MW-16	2.62	1809.02	06/18/04	06/24/04	Filtered															

Consolidation Data Summary Table - Groundwater
Beaumont Site 1

Sample Location	Water Level Data			Sample Date	Filter Status	SW8260													
	Depth to Water (feet below ground surface)	Groundwater Elevation (feet above mean sea level)	Elevation Date			1,3-Dichloropropane -ug/L	1,4-Dichlorobenzene -ug/L	2,2-Dichloropropane -ug/L	2-Butanone (MEK) -ug/L	2-Chlorotoluene -ug/L	2-Hexanone -ug/L	4-Chlorotoluene -ug/L	4-Isopropyltoluene -ug/L	4-Methyl-2-pentanone -ug/L	Acetone -ug/L	Benzene -ug/L	Bromobenzene -ug/L	Chlorobromomethane -ug/L	Bromodichloromethane -ug/L	Bromoform -ug/L
MW-12	20.30	2078.19	07/10/03	07/23/03	Unfiltered	<0.35	<0.28	<0.39	<1.7	<0.67	<2.5	<0.16	<0.17	<2.6	<3.6	<0.29	<0.26	<0.37	<0.33	<0.87
MW-12	22.04	2076.45	06/18/04	06/28/04	Unfiltered	<0.35	<0.28	<0.39	<1.7	<0.67	<2.5	<0.16	<0.17	<2.6	<3.6	<0.29	<0.26	<0.37	<0.33	<0.87
MW-12	22.04	2076.45	06/18/04	06/28/04	Filtered															
MW-12	16.20	2082.29	06/02/05	06/27/05	Unfiltered	<0.30	<0.30	<0.40	<4.2	<0.24	<1.9	<0.30	<0.21	<2.4	<6.1	<0.26	<0.47	<0.68	<0.27	<0.62
MW-12	15.43	2083.06	05/30/06	06/08/06	Unfiltered	<0.30	<0.30	<0.40	<4.2	<0.24	<1.9	<0.30	<0.21	<2.4	<6.1	<0.26	<0.47	<0.68	<0.27	<0.62
MW-13	17.10	2038.09	05/20/02	05/30/02	Unfiltered	<0.3	<0.12	<0.28	<2.8	<0.14	<0.15	<0.22	<0.23		<9.5	<0.18	<0.15	<0.49	<0.26	<0.23
MW-13	13.69	2044.20	07/10/03	07/28/03	Unfiltered	<0.35	<0.28	<0.39	<1.7	<0.67	<2.5	<0.16	<0.17	<2.6	<3.6	<0.29	<0.26	<0.37	<0.33	<0.87
MW-13	17.19	2040.70	06/18/04	06/25/04	Unfiltered	<0.35	<0.28	<0.39	<1.7	<0.67	<2.5	<0.16	<0.17	<2.6	<3.6	<0.29	<0.26	<0.37	<0.33	<0.87
MW-13	17.19	2040.70	06/18/04	06/25/04	Filtered															
MW-13	14.54	2043.35	12/14/04	12/15/04	Unfiltered	<0.3	<0.3	<0.4	<4.2	<0.24	<1.9	<0.3	<0.21	<2.4	<6.1	<0.26	<0.47	<0.68	<0.27	<0.62
MW-13	9.28	2048.61	06/01/05	06/20/05	Unfiltered	<0.30	<0.30	<0.40	<4.2	<0.24	<1.9	<0.30	<0.21	<2.4	<6.1	<0.26	<0.47	<0.68	<0.27	<0.62
MW-13	14.91	2042.98	11/29/05	12/09/05	Unfiltered	<0.30	<0.30	<0.40	<4.2	<0.24	<1.9	<0.30	<0.21	<2.4	<6.1	<0.26	<0.47	<0.68	<0.27	<0.62
MW-13	10.62	2047.27	05/30/06	06/08/06	Unfiltered	<0.30	<0.30	<0.40	<4.2	<0.24	<1.9	<0.30	<0.21	<2.4	9.2 Jq	<0.26	<0.47	<0.68	<0.27	<0.62
MW-14	35.72	1991.25	05/20/02	05/17/02	Unfiltered	<0.3	<0.12	<0.28	<2.8	<0.14	<0.15	<0.22	<0.23		<9.5	<0.18	<0.15	<0.49	<0.26	<0.23
MW-14	35.88	1993.79	06/18/04	06/29/04	Unfiltered	<0.35	<0.28	<0.39	<1.7	<0.67	<2.5	<0.16	<0.17	<2.6	<3.6	<0.29	<0.26	<0.37	<0.33	<0.87
MW-14	35.88	1993.79	06/18/04	06/29/04	Filtered															
MW-14	17.61	2012.06	06/02/05	06/22/05	Unfiltered	<0.30	<0.30	<0.40	<4.2	<0.24	<1.9	<0.30	<0.21	<2.4	<6.1	<0.26	<0.47	<0.68	<0.27	<0.62
MW-14	24.33	2005.34	05/31/06	06/09/06	Unfiltered	<0.30	<0.30	<0.40	<4.2	<0.24	<1.9	<0.30	<0.21	<2.4	<6.1	<0.26	<0.47	<0.68	<0.27	<0.62
MW-15	29.49	1977.57	05/20/02	05/17/02	Unfiltered	<0.3	<0.12	<0.28	<2.8	<0.14	<0.15	<0.22	<0.23		<9.5	<0.18	<0.15	<0.49	<0.26	<0.23
MW-15	28.31	1981.45	07/10/03	07/21/03	Unfiltered	<0.35	<0.28	<0.39	<1.7	<0.67	<2.5	<0.16	<0.17	<2.6	<3.6	<0.29	<0.26	<0.37	<0.33	<0.87
MW-15	29.82	1979.94	06/18/04	06/28/04	Unfiltered	<0.35	<0.28	<0.39	<1.7	<0.67	<2.5	<0.16	<0.17	<2.6	<3.6	<0.29	<0.26	<0.37	<0.33	<0.87
MW-15	29.82	1979.94	06/18/04	06/28/04	Filtered															
MW-15	29.40	1980.36	12/14/04	12/16/04	Unfiltered	<0.3	<0.3	<0.4	<4.2	<0.24	<1.9	<0.3	<0.21	<2.4	<6.1	<0.26	<0.47	<0.68	<0.27	<0.62
MW-15	22.68	1987.08	06/01/05	06/20/05	Unfiltered	<0.30	<0.30	<0.40	<4.2	<0.24	<1.9	<0.30	<0.21	<2.4	<6.1	<0.26	<0.47	<0.68	<0.27	<0.62
MW-15	25.29	1984.47	11/29/05	12/09/05	Unfiltered	<0.30	<0.30	<0.40	<4.2	<0.24	<1.9	<0.30	<0.21	<2.4	<6.1	<0.26	<0.47	<0.68	<0.27	<0.62
MW-15	24.01	1985.75	05/30/06	06/06/06	Unfiltered	<0.30	<0.30	<0.40	<4.2	<0.24	<1.9	<0.30	<0.21	<2.4	8.8 Jq	<0.26	<0.47	<0.68	<0.27	<0.62
MW-15	24.01	1985.75	05/30/06	06/06/06	Filtered															
MW-15	24.01	1985.75	05/30/06	06/12/06	Unfiltered															
MW-16	2.22	1809.42	07/10/03	07/31/03	Unfiltered	<0.35	<0.28	<0.39	<1.7	<0.67	<2.5	<0.16	<0.17	<2.6	<3.6	<0.29	<0.26	<0.37	<0.33	<0.87
MW-16	2.62	1809.02	06/18/04	06/24/04	Unfiltered	<0.35	<0.28	<0.39	<1.7	<0.67	<2.5	<0.16	<0.17	<2.6	<3.6	<0.29	<0.26	<0.37	<0.33	<0.87
MW-16	2.62	1809.02	06/18/04	06/24/04	Filtered															

Consolidation Data Summary Table - Groundwater
Beaumont Site 1

	Water Level Data					SW8260															
Sample Location	Depth to Water (feet below ground surface)	Groundwater Elevation (feet above mean sea level)	Elevation Date	Sample Date	Filter Status	Bromomethane -ug/L	Carbon disulfide -ug/L	Carbon tetrachloride -ug/L	Chlorobenzene -ug/L	Chlorodibromomethane -ug/L	Chloroethane -ug/L	Chloroform -ug/L	Chloromethane -ug/L	Dibromomethane -ug/L	Dichlorodifluoromethane -ug/L	Dichloromethane -ug/L	Ethylbenzene -ug/L	Hexachlorobutadiene -ug/L	Isopropylbenzene -ug/L	Methyl tert-butyl ether -ug/L
MW-12	20.30	2078.19	07/10/03	07/23/03	Unfiltered	<0.9	<0.28	<0.4	<0.19	<0.29	<0.46	<0.45	<0.43	<0.46	<0.47	<1.7	<0.19		<0.17	<0.28
MW-12	22.04	2076.45	06/18/04	06/28/04	Unfiltered	<0.9	<0.28	<0.4	<0.19	<0.29	<0.46	<0.45	<0.43	<0.46	<0.47	<1.7	<0.19		<0.17	<0.28
MW-12	22.04	2076.45	06/18/04	06/28/04	Filtered															
MW-12	16.20	2082.29	06/02/05	06/27/05	Unfiltered	<2.9	<1.0	<0.42	<0.36	<0.45	<0.52	<0.22	<1.8	<0.42	<0.27	<2.6	<0.17		<0.24	<0.29
MW-12	15.43	2083.06	05/30/06	06/08/06	Unfiltered	<2.9	<1.0	<0.42	<0.36	<0.45	<0.52	<0.22	<1.8	<0.42	<0.27	<2.6	<0.17		<0.24	<0.29
MW-13	17.10	2038.09	05/20/02	05/30/02	Unfiltered	<0.46	<0.48	<0.25	<0.16	<0.21	<0.36	<0.3	<0.19	<0.2	<0.28	<1.1	<0.12	<0.26	<0.19	<0.3
MW-13	13.69	2044.20	07/10/03	07/28/03	Unfiltered	<0.9	<0.28	<0.4	<0.19	<0.29	<0.46	<0.45	<0.43	<0.46	<0.47	<1.7	<0.19		<0.17	<0.28
MW-13	17.19	2040.70	06/18/04	06/25/04	Unfiltered	<0.9	<0.28	<0.4	<0.19	<0.29	<0.46	<0.45	<0.43	<0.46	<0.47	<1.7	<0.19		<0.17	<0.28
MW-13	17.19	2040.70	06/18/04	06/25/04	Filtered															
MW-13	14.54	2043.35	12/14/04	12/15/04	Unfiltered	<2.9	<1	<0.42	<0.36	<0.45	<0.52	<0.22	<1.8	<0.42	<0.27	<2.6	<0.17		<0.24	<0.29
MW-13	9.28	2048.61	06/01/05	06/20/05	Unfiltered	<2.9	<1.0	<0.42	<0.36	<0.45	<0.52	<0.22	<1.8	<0.42	<0.27	<2.6	<0.17		<0.24	<0.29
MW-13	14.91	2042.98	11/29/05	12/09/05	Unfiltered	<2.9	<1.0	<0.42	<0.36	<0.45	<0.52	<0.22	<1.8	<0.42	<0.27	<2.6	<0.17		<0.24	<0.29
MW-13	10.62	2047.27	05/30/06	06/08/06	Unfiltered	<2.9	<1.0	<0.42	<0.36	<0.45	<0.52	<0.22	<1.8	<0.42	<0.27	<2.6	<0.17		<0.24	<0.29
MW-14	35.72	1991.25	05/20/02	05/17/02	Unfiltered	<0.46	<0.48	<0.25	<0.16	<0.21	<0.36	<0.3	<0.19	<0.2	<0.28	3 BJakq	<0.12	<0.26	<0.19	<0.3
MW-14	35.88	1993.79	06/18/04	06/29/04	Unfiltered	<0.9	<0.28	<0.4	<0.19	<0.29	<0.46	<0.45	<0.43	<0.46	<0.47	<1.7	<0.19		<0.17	<0.28
MW-14	35.88	1993.79	06/18/04	06/29/04	Filtered															
MW-14	17.61	2012.06	06/02/05	06/22/05	Unfiltered	<2.9	<1.0	<0.42	<0.36	<0.45	<0.52	<0.22	<1.8	<0.42	<0.27	<2.6	<0.17		<0.24	<0.29
MW-14	24.33	2005.34	05/31/06	06/09/06	Unfiltered	<2.9	<1.0	<0.42	<0.36	<0.45	<0.52	<0.22	<1.8	<0.42	<0.27	<2.6	<0.17		<0.24	<0.29
MW-15	29.49	1977.57	05/20/02	05/17/02	Unfiltered	<0.46	<0.48	<0.25	<0.16	<0.21	<0.36	<0.3	<0.19	<0.2	<0.28	3 BJakq	<0.12	<0.26	<0.19	<0.3
MW-15	28.31	1981.45	07/10/03	07/21/03	Unfiltered	<0.9	<0.28	<0.4	<0.19	<0.29	<0.46	<0.45	<0.43	<0.46	<0.47	<1.7	<0.19		<0.17	<0.28
MW-15	29.82	1979.94	06/18/04	06/28/04	Unfiltered	<0.9	<0.28	<0.4	<0.19	<0.29	<0.46	<0.45	<0.43	<0.46	<0.47	<1.7	<0.19		<0.17	<0.28
MW-15	29.82	1979.94	06/18/04	06/28/04	Filtered															
MW-15	29.40	1980.36	12/14/04	12/16/04	Unfiltered	<2.9	<1	<0.42	<0.36	<0.45	<0.52	<0.22	<1.8	<0.42	<0.27	<2.6	<0.17		<0.24	<0.29
MW-15	22.68	1987.08	06/01/05	06/20/05	Unfiltered	<2.9	<1.0	<0.42	<0.36	<0.45	<0.52	<0.22	<1.8	<0.42	<0.27	<2.6	<0.17		<0.24	<0.29
MW-15	25.29	1984.47	11/29/05	12/09/05	Unfiltered	<2.9	<1.0	<0.42	<0.36	<0.45	<0.52	<0.22	<1.8	<0.42	<0.27	<2.6	<0.17		<0.24	<0.29
MW-15	24.01	1985.75	05/30/06	06/06/06	Unfiltered	<2.9	<1.0	<0.42	<0.36	<0.45	<0.52	<0.22	<1.8	<0.42	<0.27	24 Bak	<0.17		<0.24	<0.29
MW-15	24.01	1985.75	05/30/06	06/06/06	Filtered															
MW-15	24.01	1985.75	05/30/06	06/12/06	Unfiltered															
MW-16	2.22	1809.42	07/10/03	07/31/03	Unfiltered	<0.9	<0.28	<0.4	<0.19	<0.29	<0.46	<0.45	<0.43	<0.46	<0.47	<1.7	<0.19		<0.17	<0.28
MW-16	2.62	1809.02	06/18/04	06/24/04	Unfiltered	<0.9	<0.28	<0.4	<0.19	<0.29	<0.46	<0.45	<0.43	<0.46	<0.47	<1.7	<0.19		<0.17	<0.28
MW-16	2.62	1809.02	06/18/04	06/24/04	Filtered															

Consolidation Data Summary Table - Groundwater
Beaumont Site 1

Sample Location	Water Level Data			Sample Date	Filter Status	SW8260													
	Depth to Water (feet below ground surface)	Groundwater Elevation (feet above mean sea level)	Elevation Date			Naphthalene -ug/L	Styrene -ug/L	Tetrachloroethene -ug/L	Toluene -ug/L	Trichloroethene -ug/L	Trichlorofluoromethane -ug/L	Vinyl acetate -ug/L	Vinyl chloride -ug/L	cis-1,2-Dichloroethene -ug/L	cis-1,3-Dichloropropene -ug/L	n-Butylbenzene -ug/L	m,p-Xylenes -ug/L	n-Propylbenzene -ug/L	o-Xylene -ug/L
MW-12	20.30	2078.19	07/10/03	07/23/03	Unfiltered	<0.56	<0.14	<0.2	<0.35	<0.48	<0.27	<3.6	<0.35	<0.56	<0.44	<0.34	<0.17	<0.24	<0.16
MW-12	22.04	2076.45	06/18/04	06/28/04	Unfiltered	<0.56	<0.14	<0.2	<0.35	<0.48	<0.27	<3.6	<0.35	<0.56	<0.44	<0.34	<0.17	<0.24	<0.16
MW-12	22.04	2076.45	06/18/04	06/28/04	Filtered														
MW-12	16.20	2082.29	06/02/05	06/27/05	Unfiltered	<0.95	<0.29	<0.29	<0.35	<0.30	<0.36	<3.2	<0.33	<0.35	<0.45	<0.29	<0.38	<0.30	<0.21
MW-12	15.43	2083.06	05/30/06	06/08/06	Unfiltered	<0.95	<0.29	<0.29	<0.35	<0.30	<0.36	<3.2	<0.33	<0.35	<0.45	<0.29	<0.38	<0.30	<0.21
MW-13	17.10	2038.09	05/20/02	05/30/02	Unfiltered	<0.09	<0.12	0.4 Jq	<0.16	63	<0.22		<0.44	<0.3	<0.19	<0.29	<0.31	<0.28	<0.088
MW-13	13.69	2044.20	07/10/03	07/28/03	Unfiltered	<0.56	<0.14	<0.2	<0.35	2.5 Bk	<0.27	<3.6	<0.35	<0.56	<0.44	<0.34	<0.17	<0.24	<0.16
MW-13	17.19	2040.70	06/18/04	06/25/04	Unfiltered	<0.56	<0.14	<0.2	<0.35	<0.48	<0.27	<3.6	<0.35	<0.56	<0.44	<0.34	<0.17	<0.24	<0.16
MW-13	17.19	2040.70	06/18/04	06/25/04	Filtered														
MW-13	14.54	2043.35	12/14/04	12/15/04	Unfiltered	<0.95	<0.29	<0.29	<0.35	<0.3	<0.36	<3.2	<0.33	<0.35	<0.45	<0.29	<0.38	<0.3	<0.21
MW-13	9.28	2048.61	06/01/05	06/20/05	Unfiltered	<0.95	<0.29	<0.29	<0.35	<0.30	<0.36	<3.2	<0.33	<0.35	<0.45	<0.29	<0.38	<0.30	<0.21
MW-13	14.91	2042.98	11/29/05	12/09/05	Unfiltered	<0.95	<0.29	<0.29	<0.35	<0.30	<0.36	<3.2	<0.33	<0.35	<0.45	<0.29	<0.38	<0.30	<0.21
MW-13	10.62	2047.27	05/30/06	06/08/06	Unfiltered	<0.95	<0.29	<0.29	<0.35	<0.30	<0.36	<3.2	<0.33	<0.35	<0.45	<0.29	<0.38	<0.30	<0.21
MW-14	35.72	1991.25	05/20/02	05/17/02	Unfiltered	<0.09	<0.12	<0.21	0.3 BJkq	<0.18	<0.22		<0.44	<0.3	<0.19	<0.29	<0.31	<0.28	0.3 Jq
MW-14	35.88	1993.79	06/18/04	06/29/04	Unfiltered	<0.56	<0.14	<0.2	<0.35	<0.48	<0.27	<3.6	<0.35	<0.56	<0.44	<0.34	<0.17	<0.24	<0.16
MW-14	35.88	1993.79	06/18/04	06/29/04	Filtered														
MW-14	17.61	2012.06	06/02/05	06/22/05	Unfiltered	<0.95	<0.29	<0.29	<0.35	<0.30	<0.36	<3.2	<0.33	<0.35	<0.45	<0.29	<0.38	<0.30	<0.21
MW-14	24.33	2005.34	05/31/06	06/09/06	Unfiltered	<0.95	<0.29	<0.29	<0.35	0.42 Jq	<0.36	<3.2	<0.33	<0.35	<0.45	<0.29	<0.38	<0.30	<0.21
MW-15	29.49	1977.57	05/20/02	05/17/02	Unfiltered	<0.09	<0.12	<0.21	<0.16	0.8 Jq	<0.22		<0.44	<0.3	<0.19	<0.29	<0.31	<0.28	<0.088
MW-15	28.31	1981.45	07/10/03	07/21/03	Unfiltered	<0.56	<0.14	<0.2	<0.35	1.1	<0.27	<3.6	<0.35	<0.56	<0.44	<0.34	<0.17	<0.24	<0.16
MW-15	29.82	1979.94	06/18/04	06/28/04	Unfiltered	<0.56	<0.14	<0.2	<0.35	1.1	<0.27	<3.6	<0.35	<0.56	<0.44	<0.34	<0.17	<0.24	<0.16
MW-15	29.82	1979.94	06/18/04	06/28/04	Filtered														
MW-15	29.40	1980.36	12/14/04	12/16/04	Unfiltered	<0.95	<0.29	<0.29	<0.35	1.4	<0.36	<3.2	<0.33	<0.35	<0.45	<0.29	<0.38	<0.3	<0.21
MW-15	22.68	1987.08	06/01/05	06/20/05	Unfiltered	<0.95	<0.29	<0.29	<0.35	1.6	<0.36	<3.2	<0.33	<0.35	<0.45	<0.29	<0.38	<0.30	<0.21
MW-15	25.29	1984.47	11/29/05	12/09/05	Unfiltered	<0.95	<0.29	<0.29	<0.35	1.0	<0.36	<3.2	<0.33	<0.35	<0.45	<0.29	<0.38	<0.30	<0.21
MW-15	24.01	1985.75	05/30/06	06/06/06	Unfiltered	<0.95	<0.29	<0.29	<0.35	0.91 Jq	<0.36	<3.2	<0.33	<0.35	<0.45	<0.29	<0.38	<0.30	<0.21
MW-15	24.01	1985.75	05/30/06	06/06/06	Filtered														
MW-15	24.01	1985.75	05/30/06	06/12/06	Unfiltered														
MW-16	2.22	1809.42	07/10/03	07/31/03	Unfiltered	<0.56	<0.14	<0.2	<0.35	<0.48	<0.27	<3.6	<0.35	<0.56	<0.44	<0.34	<0.17	<0.24	<0.16
MW-16	2.62	1809.02	06/18/04	06/24/04	Unfiltered	<0.56	<0.14	<0.2	<0.35	<0.48	<0.27	<3.6	<0.35	<0.56	<0.44	<0.34	<0.17	<0.24	<0.16
MW-16	2.62	1809.02	06/18/04	06/24/04	Filtered														

Consolidation Data Summary Table - Groundwater
Beaumont Site 1

Sample Location	Water Level Data			Sample Date	Filter Status	SW8260				SW8270	SW8330						
	Depth to Water (feet below ground surface)	Groundwater Elevation (feet above mean sea level)	Elevation Date			sec-Butylbenzene -ug/L	tert-Butylbenzene -ug/L	trans-1,2-Dichloroethene -ug/L	trans-1,3-Dichloropropene -ug/L	1,4-Dioxane -ug/L	1,3,5-Trinitrobenzene (TNB) -ug/L	1,3-Dinitrobenzene -ug/L	2,4,6-Trinitrotoluene (TNT) -ug/L	2,4-Dinitrotoluene -ug/L	2,6-Dinitrotoluene -ug/L	2-Amino-4,6-dinitrotoluene -ug/L	2/4-Nitrotoluene -ug/L
MW-12	20.30	2078.19	07/10/03	07/23/03	Unfiltered	<0.11	<0.23	<0.6	<0.3								
MW-12	22.04	2076.45	06/18/04	06/28/04	Unfiltered	<0.11	<0.23	<0.6	<0.3								
MW-12	22.04	2076.45	06/18/04	06/28/04	Filtered						<0.11	<0.19	<0.14	<0.07	<0.17	<0.09	<0.4
MW-12	16.20	2082.29	06/02/05	06/27/05	Unfiltered	<0.21	<0.17	<0.29	<0.31								
MW-12	15.43	2083.06	05/30/06	06/08/06	Unfiltered	<0.21	<0.17	<0.29	<0.31								
MW-13	17.10	2038.09	05/20/02	05/30/02	Unfiltered	<0.29	<0.25	<0.37	<0.25	<0.5							
MW-13	13.69	2044.20	07/10/03	07/28/03	Unfiltered	<0.11	<0.23	<0.6	<0.3								
MW-13	17.19	2040.70	06/18/04	06/25/04	Unfiltered	<0.11	<0.23	<0.6	<0.3								
MW-13	17.19	2040.70	06/18/04	06/25/04	Filtered						<0.11	<0.19	<0.14	<0.07	<0.17	<0.09	<0.4
MW-13	14.54	2043.35	12/14/04	12/15/04	Unfiltered	<0.21	<0.17	<0.29	<0.31								
MW-13	9.28	2048.61	06/01/05	06/20/05	Unfiltered	<0.21	<0.17	<0.29	<0.31								
MW-13	14.91	2042.98	11/29/05	12/09/05	Unfiltered	<0.21	<0.17	<0.29	<0.31								
MW-13	10.62	2047.27	05/30/06	06/08/06	Unfiltered	<0.21	<0.17	<0.29	<0.31								
MW-14	35.72	1991.25	05/20/02	05/17/02	Unfiltered	<0.29	<0.25	<0.37	<0.25	3							
MW-14	35.88	1993.79	06/18/04	06/29/04	Unfiltered	<0.11	<0.23	<0.6	<0.3								
MW-14	35.88	1993.79	06/18/04	06/29/04	Filtered						<0.11 Rd	<0.19 Rcd	<0.14 Rd	<0.07 Rd	<0.17	<0.09	<0.4
MW-14	17.61	2012.06	06/02/05	06/22/05	Unfiltered	<0.21	<0.17	<0.29	<0.31								
MW-14	24.33	2005.34	05/31/06	06/09/06	Unfiltered	<0.21	<0.17	<0.29	<0.31								
MW-15	29.49	1977.57	05/20/02	05/17/02	Unfiltered	<0.29	<0.25	<0.37	<0.25	9.7							
MW-15	28.31	1981.45	07/10/03	07/21/03	Unfiltered	<0.11	<0.23	<0.6	<0.3								
MW-15	29.82	1979.94	06/18/04	06/28/04	Unfiltered	<0.11	<0.23	<0.6	<0.3								
MW-15	29.82	1979.94	06/18/04	06/28/04	Filtered						<0.11	<0.19	<0.14	<0.07	<0.17	<0.09	<0.4
MW-15	29.40	1980.36	12/14/04	12/16/04	Unfiltered	<0.21	<0.17	<0.29	<0.31								
MW-15	22.68	1987.08	06/01/05	06/20/05	Unfiltered	<0.21	<0.17	<0.29	<0.31								
MW-15	25.29	1984.47	11/29/05	12/09/05	Unfiltered	<0.21	<0.17	<0.29	<0.31								
MW-15	24.01	1985.75	05/30/06	06/06/06	Unfiltered	<0.21	<0.17	<0.29	<0.31								
MW-15	24.01	1985.75	05/30/06	06/06/06	Filtered												
MW-15	24.01	1985.75	05/30/06	06/12/06	Unfiltered												
MW-16	2.22	1809.42	07/10/03	07/31/03	Unfiltered	<0.11	<0.23	<0.6	<0.3								
MW-16	2.62	1809.02	06/18/04	06/24/04	Unfiltered	<0.11	<0.23	<0.6	<0.3								
MW-16	2.62	1809.02	06/18/04	06/24/04	Filtered						<0.11	<0.19	<0.14	<0.07	<0.17	<0.09	<0.4

Consolidation Data Summary Table - Groundwater
Beaumont Site 1

Sample Location	Water Level Data			Sample Date	Filter Status	SW8330					
	Depth to Water (feet below ground surface)	Groundwater Elevation (feet above mean sea level)	Elevation Date			3-Nitrotoluene -ug/L	4-Amino-2,6-dinitrotoluene -ug/L	HMX -ug/L	Nitrobenzene -ug/L	RDX -ug/L	Tetryl -ug/L
MW-12	20.30	2078.19	07/10/03	07/23/03	Unfiltered						
MW-12	22.04	2076.45	06/18/04	06/28/04	Unfiltered						
MW-12	22.04	2076.45	06/18/04	06/28/04	Filtered	<0.18	<0.08	<0.2	<0.22	<0.15	<0.12
MW-12	16.20	2082.29	06/02/05	06/27/05	Unfiltered						
MW-12	15.43	2083.06	05/30/06	06/08/06	Unfiltered						
MW-13	17.10	2038.09	05/20/02	05/30/02	Unfiltered						
MW-13	13.69	2044.20	07/10/03	07/28/03	Unfiltered						
MW-13	17.19	2040.70	06/18/04	06/25/04	Unfiltered						
MW-13	17.19	2040.70	06/18/04	06/25/04	Filtered	<0.18	<0.08	<0.2	<0.22	<0.15	<0.12
MW-13	14.54	2043.35	12/14/04	12/15/04	Unfiltered						
MW-13	9.28	2048.61	06/01/05	06/20/05	Unfiltered						
MW-13	14.91	2042.98	11/29/05	12/09/05	Unfiltered						
MW-13	10.62	2047.27	05/30/06	06/08/06	Unfiltered						
MW-14	35.72	1991.25	05/20/02	05/17/02	Unfiltered						
MW-14	35.88	1993.79	06/18/04	06/29/04	Unfiltered						
MW-14	35.88	1993.79	06/18/04	06/29/04	Filtered	<0.18	<0.08 Rd	<0.2 Rd	<0.22 Rd	<0.15	<0.12
MW-14	17.61	2012.06	06/02/05	06/22/05	Unfiltered						
MW-14	24.33	2005.34	05/31/06	06/09/06	Unfiltered						
MW-15	29.49	1977.57	05/20/02	05/17/02	Unfiltered						
MW-15	28.31	1981.45	07/10/03	07/21/03	Unfiltered						
MW-15	29.82	1979.94	06/18/04	06/28/04	Unfiltered						
MW-15	29.82	1979.94	06/18/04	06/28/04	Filtered	<0.18	<0.08	<0.2	<0.22	<0.15	<0.12
MW-15	29.40	1980.36	12/14/04	12/16/04	Unfiltered						
MW-15	22.68	1987.08	06/01/05	06/20/05	Unfiltered						
MW-15	25.29	1984.47	11/29/05	12/09/05	Unfiltered						
MW-15	24.01	1985.75	05/30/06	06/06/06	Unfiltered					<1.3	
MW-15	24.01	1985.75	05/30/06	06/06/06	Filtered						
MW-15	24.01	1985.75	05/30/06	06/12/06	Unfiltered						
MW-16	2.22	1809.42	07/10/03	07/31/03	Unfiltered						
MW-16	2.62	1809.02	06/18/04	06/24/04	Unfiltered						
MW-16	2.62	1809.02	06/18/04	06/24/04	Filtered	<0.18	<0.08	<0.2	<0.22	<0.15	<0.12

Consolidation Data Summary Table - Groundwater
Beaumont Site 1

Sample Location	Water Level Data			Sample Date	Filter Status	E160.1	E1624	E1625C	E1625C	E218.6	E300.0				E314.0	E314.1	E524.2	SM2320
	Depth to Water (feet below ground surface)	Groundwater Elevation (feet above mean sea level)	Elevation Date			Total Dissolved Solids -mg/L	1,4-Dioxane -ug/L	1,4-Dioxane -ug/L	N-Nitrosodimethylamine -ng/L	Hexavalent chromium -ug/L	Chloride -mg/L	Nitrate -mg/L	Nitrogen, as Nitrite -mg/L	Sulfate -mg/L	Perchlorate -ug/L	Perchlorate -ug/L	1,2,3-Trichloropropane -ug/L	Alkalinity, Bicarbonate (as CaCO3) -mg/L
MW-16	2.48	1809.16	12/15/04	12/15/04	Unfiltered			<1.1		<0.005						<0.46		
MW-17	37.07	2100.65	05/20/02	05/23/02	Unfiltered											927		
MW-17	40.41	2099.99	07/11/03	07/24/03	Unfiltered		48									11		
MW-17	44.12	2096.28	06/17/04	07/01/04	Unfiltered		36			1.9						770		
MW-17	44.12	2096.28	06/17/04	07/01/04	Filtered													
MW-17	15.63	2124.77	06/01/05	06/28/05	Unfiltered			53		0.96					1300			
MW-17	25.56	2114.84	05/30/06	06/09/06	Unfiltered			38							1100			
MW-18	29.10	1976.90	05/20/02	05/24/02	Unfiltered	388					12.9	0.15	<0.058	37.6		7.8		255
MW-18	28.01	1980.68	07/10/03	07/21/03	Unfiltered		12									15		
MW-18	29.51	1979.18	06/18/04	06/28/04	Unfiltered		8.5 Jb			<0.005						7.4		
MW-18	29.51	1979.18	06/18/04	06/28/04	Filtered													
MW-18	18.96	1989.73	12/14/04	12/16/04	Unfiltered			8.1		<0.005						4.3		
MW-18	22.87	1985.82	06/01/05	06/20/05	Unfiltered			9.1		<0.0050					4.5			
MW-18	25.28	1983.41	11/29/05	12/09/05	Unfiltered			<1.1							1.6 Jq			
MW-18	25.03	1983.66	05/30/06	06/06/06	Filtered													
MW-18	25.03	1983.66	05/30/06	06/06/06	Unfiltered			4.7	<0.48						5.9		<0.0017	
MW-18	25.03	1983.66	05/30/06	06/12/06	Unfiltered					0.025 BJaq								
MW-19	18.78	2097.01	05/20/02	05/24/02	Unfiltered	163					8.8	0.080	<0.036	9.3		37.9		88.0
MW-19	22.27	2096.22	07/11/03	07/25/03	Unfiltered		72									190		
MW-19	25.31	2093.18	06/17/04	07/01/04	Unfiltered		68			<0.005						150		
MW-19	25.31	2093.18	06/17/04	07/01/04	Filtered													
MW-19	11.96	2106.53	06/01/05	06/28/05	Unfiltered			71		<0.0050					430			
MW-19	11.82	2106.67	05/30/06	06/09/06	Unfiltered			73							160			
MW-20	64.88	2097.15	06/17/04	07/08/04	Unfiltered		16			2.4						1200		
MW-20	64.88	2097.15	06/17/04	07/08/04	Filtered													
MW-20	35.50	2126.53	06/01/05	07/01/05	Unfiltered			<1.1		0.46 Bk					22			
MW-20	45.85	2116.18	06/01/06	06/22/06	Unfiltered			1.8 Jq							86			
MW-22	72.45	2098.28	06/17/04	07/09/04	Unfiltered		2.1			0.56						50		
MW-22	72.45	2098.28	06/17/04	07/09/04	Filtered													
MW-22	46.99	2123.74	06/01/05	06/30/05	Unfiltered			110		2.0					2200			
MW-22	52.84	2117.89	06/01/06	07/12/06	Unfiltered			22							560			

Consolidation Data Summary Table - Groundwater
Beaumont Site 1

Sample Location	Water Level Data			Sample Date	Filter Status	SW6010							
	Depth to Water (feet below ground surface)	Groundwater Elevation (feet above mean sea level)	Elevation Date			Antimony -mg/L	Arsenic -mg/L	Barium -mg/L	Beryllium -mg/L	Cadmium -mg/L	Calcium -mg/L	Chromium -mg/L	Cobalt -mg/L
MW-16	2.48	1809.16	12/15/04	12/15/04	Unfiltered	<0.00209	<0.00308	0.0898	<0.00017	<0.00035		<0.00035	<0.00069
MW-17	37.07	2100.65	05/20/02	05/23/02	Unfiltered								
MW-17	40.41	2099.99	07/11/03	07/24/03	Unfiltered								
MW-17	44.12	2096.28	06/17/04	07/01/04	Unfiltered	<0.00209	<0.00308	0.0346	<0.00017	<0.00035		0.0173	<0.00069
MW-17	44.12	2096.28	06/17/04	07/01/04	Filtered								
MW-17	15.63	2124.77	06/01/05	06/28/05	Unfiltered	<0.00209	<0.00308	0.0590	<0.000176	<0.000350		<0.000350	<0.000696
MW-17	25.56	2114.84	05/30/06	06/09/06	Unfiltered								
MW-18	29.10	1976.90	05/20/02	05/24/02	Unfiltered	<0.00180	0.00190 Jq	0.0710	<0.0000500	0.000100 BJkq	69.1 Bk	0.000540 BJkq	0.000350 BJakq
MW-18	28.01	1980.68	07/10/03	07/21/03	Unfiltered								
MW-18	29.51	1979.18	06/18/04	06/28/04	Unfiltered	<0.00209	<0.00308	0.0671	<0.00017	<0.00035		<0.00035	<0.00069
MW-18	29.51	1979.18	06/18/04	06/28/04	Filtered								
MW-18	18.96	1989.73	12/14/04	12/16/04	Unfiltered	<0.00209	<0.00308	0.0691	<0.00017	<0.00035		<0.00035	<0.00069
MW-18	22.87	1985.82	06/01/05	06/20/05	Unfiltered	<0.00209	<0.00308	0.0755	<0.000176	<0.000350		<0.000350	<0.000696
MW-18	25.28	1983.41	11/29/05	12/09/05	Unfiltered								
MW-18	25.03	1983.66	05/30/06	06/06/06	Filtered		<0.00308		<0.000176	<0.000350			
MW-18	25.03	1983.66	05/30/06	06/06/06	Unfiltered		<0.00308		<0.000176	<0.000350			
MW-18	25.03	1983.66	05/30/06	06/12/06	Unfiltered								
MW-19	18.78	2097.01	05/20/02	05/24/02	Unfiltered	0.00360 BJaq	0.00350 Jq	0.0500	<0.0000500	0.000190 BJkq	21.9 Bk	0.000460 BJkq	0.00100 BJakq
MW-19	22.27	2096.22	07/11/03	07/25/03	Unfiltered								
MW-19	25.31	2093.18	06/17/04	07/01/04	Unfiltered	<0.00209	<0.00308	0.0405	<0.00017	<0.00035		0.0100	<0.00069
MW-19	25.31	2093.18	06/17/04	07/01/04	Filtered								
MW-19	11.96	2106.53	06/01/05	06/28/05	Unfiltered	<0.00209	<0.00308	0.0704	<0.000176	<0.000350		<0.000350	<0.000696
MW-19	11.82	2106.67	05/30/06	06/09/06	Unfiltered								
MW-20	64.88	2097.15	06/17/04	07/08/04	Unfiltered	<0.00209	<0.00308	0.0644	<0.00017	<0.00035		<0.00035	<0.00069
MW-20	64.88	2097.15	06/17/04	07/08/04	Filtered								
MW-20	35.50	2126.53	06/01/05	07/01/05	Unfiltered	<0.00209	0.0109	0.133 Bk	<0.000176	<0.000350		<0.000350	<0.000696
MW-20	45.85	2116.18	06/01/06	06/22/06	Unfiltered								
MW-22	72.45	2098.28	06/17/04	07/09/04	Unfiltered	<0,00209	<0.00308	0.136	<0.00017	<0.00035		<0.00035	<0.00069
MW-22	72.45	2098.28	06/17/04	07/09/04	Filtered								
MW-22	46.99	2123.74	06/01/05	06/30/05	Unfiltered	<0.00209	<0.00308	0.167	<0.000176	<0.000350		<0.000350	<0.000696
MW-22	52.84	2117.89	06/01/06	07/12/06	Unfiltered								

Consolidation Data Summary Table - Groundwater
Beaumont Site 1

	Water Level Data					SW6010						
Sample Location	Depth to Water (feet below ground surface)	Groundwater Elevation (feet above mean sea level)	Elevation Date	Sample Date	Filter Status	Copper -mg/L	Lead -mg/L	Magnesium -mg/L	Molybdenum -mg/L	Nickel -mg/L	Potassium -mg/L	Selenium -mg/L
MW-16	2.48	1809.16	12/15/04	12/15/04	Unfiltered	<0.00134	<0.00236		0.0129	<0.00137		<0.00295
MW-17	37.07	2100.65	05/20/02	05/23/02	Unfiltered							
MW-17	40.41	2099.99	07/11/03	07/24/03	Unfiltered							
MW-17	44.12	2096.28	06/17/04	07/01/04	Unfiltered	<0.00134	<0.00236		0.00877	0.00880		<0.00295
MW-17	44.12	2096.28	06/17/04	07/01/04	Filtered							
MW-17	15.63	2124.77	06/01/05	06/28/05	Unfiltered	<0.00134	<0.00236		0.00737	<0.00137		<0.00295
MW-17	25.56	2114.84	05/30/06	06/09/06	Unfiltered							
MW-18	29.10	1976.90	05/20/02	05/24/02	Unfiltered	<0.000720	0.00110 BJkq	8.95 Bk	0.0117	0.00750 Bk	1.70 Bk	<0.00260
MW-18	28.01	1980.68	07/10/03	07/21/03	Unfiltered							
MW-18	29.51	1979.18	06/18/04	06/28/04	Unfiltered	<0.00134	<0.00236		0.0103	<0.00137		<0.00295
MW-18	29.51	1979.18	06/18/04	06/28/04	Filtered							
MW-18	18.96	1989.73	12/14/04	12/16/04	Unfiltered	<0.00134	<0.00236		0.0113	<0.00137		<0.00295
MW-18	22.87	1985.82	06/01/05	06/20/05	Unfiltered	<0.00134	<0.00236		0.0104	<0.00137		<0.00295
MW-18	25.28	1983.41	11/29/05	12/09/05	Unfiltered							
MW-18	25.03	1983.66	05/30/06	06/06/06	Filtered		<0.00236					
MW-18	25.03	1983.66	05/30/06	06/06/06	Unfiltered		<0.00236					
MW-18	25.03	1983.66	05/30/06	06/12/06	Unfiltered							
MW-19	18.78	2097.01	05/20/02	05/24/02	Unfiltered	0.00170 BJakq	<0.000660	3.72 Bk	0.00780	0.00350 BJkq	0.560 Bak	<0.00260
MW-19	22.27	2096.22	07/11/03	07/25/03	Unfiltered							
MW-19	25.31	2093.18	06/17/04	07/01/04	Unfiltered	<0.00134	<0.00236		0.00834	0.127		<0.00295
MW-19	25.31	2093.18	06/17/04	07/01/04	Filtered							
MW-19	11.96	2106.53	06/01/05	06/28/05	Unfiltered	<0.00134	<0.00236		0.00601	0.0180		<0.00295
MW-19	11.82	2106.67	05/30/06	06/09/06	Unfiltered							
MW-20	64.88	2097.15	06/17/04	07/08/04	Unfiltered	<0.00134	<0.00236		<0.0008	<0.00137		<0.00295
MW-20	64.88	2097.15	06/17/04	07/08/04	Filtered							
MW-20	35.50	2126.53	06/01/05	07/01/05	Unfiltered	<0.00134	<0.00236		<0.000800	<0.00137		<0.00295
MW-20	45.85	2116.18	06/01/06	06/22/06	Unfiltered							
MW-22	72.45	2098.28	06/17/04	07/09/04	Unfiltered	<0.00134	<0.00236		<0.0008	<0.00137		<0.00295
MW-22	72.45	2098.28	06/17/04	07/09/04	Filtered							
MW-22	46.99	2123.74	06/01/05	06/30/05	Unfiltered	<0.00134	<0.00236		<0.000800	<0.00137		<0.00295
MW-22	52.84	2117.89	06/01/06	07/12/06	Unfiltered							

Consolidation Data Summary Table - Groundwater
Beaumont Site 1

Sample Location	Water Level Data			Sample Date	Filter Status	SW6010					SW7470	SW8260			
	Depth to Water (feet below ground surface)	Groundwater Elevation (feet above mean sea level)	Elevation Date			Silver -mg/L	Sodium -mg/L	Thallium -mg/L	Vanadium -mg/L	Zinc -mg/L	Mercury -mg/L	1,1,1,2-Tetrachloroethane -ug/L	1,1,1-Trichloroethane -ug/L	1,1,2,2-Tetrachloroethane -ug/L	1,1,2-Trichloroethane -ug/L
MW-16	2.48	1809.16	12/15/04	12/15/04	Unfiltered	<0.0004		<0.00233	<0.00031	<0.00084	<0.00006	<0.37	<0.32	<0.37	<0.54
MW-17	37.07	2100.65	05/20/02	05/23/02	Unfiltered										
MW-17	40.41	2099.99	07/11/03	07/24/03	Unfiltered							<0.45	1.8	<0.19	<0.42
MW-17	44.12	2096.28	06/17/04	07/01/04	Unfiltered	<0.0004		<0.00233	0.00552	<0.00084	<0.00006	<0.45	1.3	<0.19	<0.42
MW-17	44.12	2096.28	06/17/04	07/01/04	Filtered										
MW-17	15.63	2124.77	06/01/05	06/28/05	Unfiltered	<0.000400		<0.00233	0.00669	<0.000848	<0.0000672	<0.37	1.5	<0.37	<0.54
MW-17	25.56	2114.84	05/30/06	06/09/06	Unfiltered							<0.37	0.83 Jq	<0.37	<0.54
MW-18	29.10	1976.90	05/20/02	05/24/02	Unfiltered	<0.000250	44.6 Bk	<0.000750	0.00510 Jq	0.00280 BJkq	0.000150 BJkq	<0.27	<0.33	<0.22	<0.34
MW-18	28.01	1980.68	07/10/03	07/21/03	Unfiltered							<0.45	<0.46	<0.19	<0.42
MW-18	29.51	1979.18	06/18/04	06/28/04	Unfiltered	<0.0004		<0.00233	0.00521	0.0257 Bk	<0.00006	<0.45	<0.46	<0.19	<0.42
MW-18	29.51	1979.18	06/18/04	06/28/04	Filtered										
MW-18	18.96	1989.73	12/14/04	12/16/04	Unfiltered	<0.0004		<0.00233	<0.00031	<0.00084	<0.00006	<0.37	<0.32	<0.37	<0.54
MW-18	22.87	1985.82	06/01/05	06/20/05	Unfiltered	<0.000400		<0.00233	0.00600	<0.000848	<0.0000672	<0.37	<0.32	<0.37	<0.54
MW-18	25.28	1983.41	11/29/05	12/09/05	Unfiltered							<0.37	<0.32	<0.37	<0.54
MW-18	25.03	1983.66	05/30/06	06/06/06	Filtered										
MW-18	25.03	1983.66	05/30/06	06/06/06	Unfiltered							<0.37	<0.32	<0.37	<0.54
MW-18	25.03	1983.66	05/30/06	06/12/06	Unfiltered										
MW-19	18.78	2097.01	05/20/02	05/24/02	Unfiltered	<0.000250	17.3 Bk	<0.000750	0.00100 Jq	0.0162 Bk	0.000130 BJkq				
MW-19	22.27	2096.22	07/11/03	07/25/03	Unfiltered							<0.45	<0.46	<0.19	<0.42
MW-19	25.31	2093.18	06/17/04	07/01/04	Unfiltered	<0.0004		<0.00233	<0.00031	0.0247	<0.00006	<0.45	<0.46	<0.19	<0.42
MW-19	25.31	2093.18	06/17/04	07/01/04	Filtered										
MW-19	11.96	2106.53	06/01/05	06/28/05	Unfiltered	<0.000400		<0.00233	0.00530	<0.000848	<0.0000672	<0.37	1.0	<0.37	<0.54
MW-19	11.82	2106.67	05/30/06	06/09/06	Unfiltered							<0.37	<0.32	<0.37	<0.54
MW-20	64.88	2097.15	06/17/04	07/08/04	Unfiltered	<0.0004		<0.00233	<0.00031	0.0107	<0.00006	<0.45	<0.46	<0.19	<0.42
MW-20	64.88	2097.15	06/17/04	07/08/04	Filtered										
MW-20	35.50	2126.53	06/01/05	07/01/05	Unfiltered	<0.000400		<0.00233	<0.000314	0.259	<0.0000672	<0.37	<0.32	<0.37	<0.54
MW-20	45.85	2116.18	06/01/06	06/22/06	Unfiltered							<0.37	<0.32	<0.37	<0.54
MW-22	72.45	2098.28	06/17/04	07/09/04	Unfiltered	<0.0004		<0.00233	0.00554	<0.00084	<0.00006	<0.45	<0.46	<0.19	<0.42
MW-22	72.45	2098.28	06/17/04	07/09/04	Filtered										
MW-22	46.99	2123.74	06/01/05	06/30/05	Unfiltered	<0.000400		<0.00233	0.00565	0.0166 Bk	<0.0000672	<0.37	2.8	<0.37	1.6
MW-22	52.84	2117.89	06/01/06	07/12/06	Unfiltered							<0.37	0.42 Jq	<0.37	<0.54

Consolidation Data Summary Table - Groundwater
Beaumont Site 1

Sample Location	Water Level Data			Sample Date	Filter Status	SW8260														
	Depth to Water (feet below ground surface)	Groundwater Elevation (feet above mean sea level)	Elevation Date			1,1,2-Trichlorotrifluoroethane -ug/L	1,1-Dichloroethane -ug/L	1,1-Dichloroethene -ug/L	1,1-Dichloropropene -ug/L	1,2,3-Trichlorobenzene -ug/L	1,2,3-Trichloropropane -ng/L	1,2,4-Trichlorobenzene -ug/L	1,2,4-Trimethylbenzene -ug/L	1,2-Dibromo-3-chloropropane -ug/L	1,2-Dibromoethane -ug/L	1,2-Dichlorobenzene -ug/L	1,2-Dichloroethane -ug/L	1,2-Dichloropropane -ug/L	1,3,5-Trimethylbenzene -ug/L	1,3-Dichlorobenzene -ug/L
MW-16	2.48	1809.16	12/15/04	12/15/04	Unfiltered	<0.54	<0.53	<0.31	<0.21	<0.39	<2.3	<0.35	<0.26	<2.5	<0.81	<0.24	<0.22	<0.28	<0.19	<0.38
MW-17	37.07	2100.65	05/20/02	05/23/02	Unfiltered															
MW-17	40.41	2099.99	07/11/03	07/24/03	Unfiltered		<0.4	7.7	<0.55	<0.4	<2	<0.28	<0.22	<2.6	<0.51	<0.29	<0.35	<0.4	<0.11	<0.27
MW-17	44.12	2096.28	06/17/04	07/01/04	Unfiltered	<0.7	<0.4	7.1	<0.55	<0.4	<2	<0.28	<0.22	<2.6	<0.51	<0.29	<0.35	<0.4	<0.11	<0.27
MW-17	44.12	2096.28	06/17/04	07/01/04	Filtered															
MW-17	15.63	2124.77	06/01/05	06/28/05	Unfiltered	<0.54	<0.53	7.4	<0.21	<0.39	<2.3	<0.35	<0.26	<2.5	<0.81	<0.24	<0.22	<0.28	<0.19	<0.38
MW-17	25.56	2114.84	05/30/06	06/09/06	Unfiltered	<0.54	<0.53	5.2	<0.21	<0.39	<2.3	<0.35	<0.26	<2.5	<0.81	<0.24	<0.22	<0.28	<0.19	<0.38
MW-18	29.10	1976.90	05/20/02	05/24/02	Unfiltered		0.4 Jq	3 Jq	<0.16	<0.3	<0.46	<0.37	<0.2	<0.59	<0.18	<0.099	<0.38	<0.16	<0.15	<0.3
MW-18	28.01	1980.68	07/10/03	07/21/03	Unfiltered		<0.4	4.0	<0.55	<0.4	<2	<0.28	<0.22	<2.6	<0.51	<0.29	<0.35	<0.4	<0.11	<0.27
MW-18	29.51	1979.18	06/18/04	06/28/04	Unfiltered	<0.7	<0.4	3.2	<0.55	<0.4	<2	<0.28	<0.22	<2.6	<0.51	<0.29	<0.35	<0.4	<0.11	<0.27
MW-18	29.51	1979.18	06/18/04	06/28/04	Filtered															
MW-18	18.96	1989.73	12/14/04	12/16/04	Unfiltered	<0.54	<0.53	3.1	<0.21	<0.39	<2.3	<0.35	<0.26	<2.5	<0.81	<0.24	<0.22	<0.28	<0.19	<0.38
MW-18	22.87	1985.82	06/01/05	06/20/05	Unfiltered	<0.54	<0.53	2.2	<0.21	<0.39	<2.3	<0.35	<0.26	<2.5	<0.81	<0.24	<0.22	<0.28	<0.19	<0.38
MW-18	25.28	1983.41	11/29/05	12/09/05	Unfiltered	<0.54	<0.53	1.2	<0.21	<0.39	<2.3	<0.35	<0.26	<2.5	<0.81	<0.24	<0.22	<0.28	<0.19	<0.38
MW-18	25.03	1983.66	05/30/06	06/06/06	Filtered															
MW-18	25.03	1983.66	05/30/06	06/06/06	Unfiltered	<0.54	<0.53	1.3	<0.21	<0.39	<2.3	<0.35	<0.26	<2.5	<0.81	<0.24	<0.22	<0.28	<0.19	<0.38
MW-18	25.03	1983.66	05/30/06	06/12/06	Unfiltered															
MW-19	18.78	2097.01	05/20/02	05/24/02	Unfiltered															
MW-19	22.27	2096.22	07/11/03	07/25/03	Unfiltered		2.6	23	<0.55	<0.4	<2	<0.28	<0.22	<2.6	<0.51	<0.29	<0.35	<0.4	<0.11	<0.27
MW-19	25.31	2093.18	06/17/04	07/01/04	Unfiltered	<0.7	2.3	21	<0.55	<0.4	<810	<0.28	<0.22	<2.6	<0.51	<0.29	<0.35	<0.4	<0.11	<0.27
MW-19	25.31	2093.18	06/17/04	07/01/04	Filtered															
MW-19	11.96	2106.53	06/01/05	06/28/05	Unfiltered	<0.54	2.4	27	<0.21	<0.39	<2.3	<0.35	<0.26	<2.5	<0.81	<0.24	<0.22	<0.28	<0.19	<0.38
MW-19	11.82	2106.67	05/30/06	06/09/06	Unfiltered	<0.54	2.8	26	<0.21	<0.39	<2.3	<0.35	<0.26	<2.5	<0.81	<0.24	0.52	<0.28	<0.19	<0.38
MW-20	64.88	2097.15	06/17/04	07/08/04	Unfiltered	<0.7	<0.4	44	<0.55	<0.4	<2	<0.28	<0.22	<2.6	<0.51	<0.29	<0.35	<0.4	<0.11	<0.27
MW-20	64.88	2097.15	06/17/04	07/08/04	Filtered															
MW-20	35.50	2126.53	06/01/05	07/01/05	Unfiltered	<0.54	<0.53	2.3	<0.21	<0.39	<2.3	<0.35	<0.26	<2.5	<0.81	<0.24	<0.22	<0.28	<0.19	<0.38
MW-20	45.85	2116.18	06/01/06	06/22/06	Unfiltered	<0.54	<0.53	3.7	<0.21	<0.39	<2.3	<0.35	<0.26	<2.5	<0.81	<0.24	<0.22	<0.28	<0.19	<0.38
MW-22	72.45	2098.28	06/17/04	07/09/04	Unfiltered	<0.7	<0.4	7.1	<0.55	<0.4	<810	<0.28	<0.22	<2.6	<0.51	<0.29	<0.35	<0.4	<0.11	<0.27
MW-22	72.45	2098.28	06/17/04	07/09/04	Filtered															
MW-22	46.99	2123.74	06/01/05	06/30/05	Unfiltered	<0.54	3.4	200	<0.21	<0.39	<2.3	<0.35	<0.26	<2.5	<0.81	<0.24	4.8	<0.28	<0.19	<0.38
MW-22	52.84	2117.89	06/01/06	07/12/06	Unfiltered	<0.54	0.94 Jq	40	<0.21	<0.39	<2.3	<0.35	<0.26	<2.5	<0.81	<0.24	1.2	<0.28	<0.19	<0.38

Consolidation Data Summary Table - Groundwater
Beaumont Site 1

	Water Level Data					SW8260														
Sample Location	Depth to Water (feet below ground surface)	Groundwater Elevation (feet above mean sea level)	Elevation Date	Sample Date	Filter Status	1,3-Dichloropropane -ug/L	1,4-Dichlorobenzene -ug/L	2,2-Dichloropropane -ug/L	2-Butanone (MEK) -ug/L	2-Chlorotoluene -ug/L	2-Hexanone -ug/L	4-Chlorotoluene -ug/L	4-Isopropyltoluene -ug/L	4-Methyl-2-pentanone -ug/L	Acetone -ug/L	Benzene -ug/L	Bromobenzene -ug/L	Chlorobromomethane -ug/L	Bromodichloromethane -ug/L	Bromoform -ug/L
MW-16	2.48	1809.16	12/15/04	12/15/04	Unfiltered	<0.3	<0.3	<0.4	<4.2	<0.24	<1.9	<0.3	<0.21	<2.4	<6.1	<0.26	<0.47	<0.68	<0.27	<0.62
MW-17	37.07	2100.65	05/20/02	05/23/02	Unfiltered															
MW-17	40.41	2099.99	07/11/03	07/24/03	Unfiltered	<0.35	<0.28	<0.39	<1.7	<0.67	<2.5	<0.16	<0.17	<2.6	<3.6	<0.29	<0.26	<0.37	<0.33	<0.87
MW-17	44.12	2096.28	06/17/04	07/01/04	Unfiltered	<0.35	<0.28	<0.39	<1.7	<0.67	<2.5	<0.16	<0.17	<2.6	<3.6	<0.29	<0.26	<0.37	<0.33	<0.87
MW-17	44.12	2096.28	06/17/04	07/01/04	Filtered															
MW-17	15.63	2124.77	06/01/05	06/28/05	Unfiltered	<0.30	<0.30	<0.40	<4.2	<0.24	<1.9	<0.30	<0.21	<2.4	<6.1	<0.26	<0.47	<0.68	<0.27	<0.62
MW-17	25.56	2114.84	05/30/06	06/09/06	Unfiltered	<0.30	<0.30	<0.40	<4.2	<0.24	<1.9	<0.30	<0.21	<2.4	<6.1	<0.26	<0.47	<0.68	<0.27	<0.62
MW-18	29.10	1976.90	05/20/02	05/24/02	Unfiltered	<0.3	<0.12	<0.28	<2.8	<0.14	<0.15	<0.22	<0.23		<9.5	<0.18	<0.15	<0.49	<0.26	<0.23
MW-18	28.01	1980.68	07/10/03	07/21/03	Unfiltered	<0.35	<0.28	<0.39	<1.7	<0.67	<2.5	<0.16	<0.17	<2.6	<3.6	<0.29	<0.26	<0.37	<0.33	<0.87
MW-18	29.51	1979.18	06/18/04	06/28/04	Unfiltered	<0.35	<0.28	<0.39	<1.7	<0.67	<2.5	<0.16	<0.17	<2.6	<3.6	<0.29	<0.26	<0.37	<0.33	<0.87
MW-18	29.51	1979.18	06/18/04	06/28/04	Filtered															
MW-18	18.96	1989.73	12/14/04	12/16/04	Unfiltered	<0.3	<0.3	<0.4	<4.2	<0.24	<1.9	<0.3	<0.21	<2.4	<6.1	<0.26	<0.47	<0.68	<0.27	<0.62
MW-18	22.87	1985.82	06/01/05	06/20/05	Unfiltered	<0.30	<0.30	<0.40	<4.2	<0.24	<1.9	<0.30	<0.21	<2.4	<6.1	<0.26	<0.47	<0.68	<0.27	<0.62
MW-18	25.28	1983.41	11/29/05	12/09/05	Unfiltered	<0.30	<0.30	<0.40	<4.2	<0.24	<1.9	<0.30	<0.21	<2.4	<6.1	<0.26	<0.47	<0.68	<0.27	<0.62
MW-18	25.03	1983.66	05/30/06	06/06/06	Filtered															
MW-18	25.03	1983.66	05/30/06	06/06/06	Unfiltered	<0.30	<0.30	<0.40	<4.2	<0.24	<1.9	<0.30	<0.21	<2.4	<6.1	<0.26	<0.47	<0.68	<0.27	<0.62
MW-18	25.03	1983.66	05/30/06	06/12/06	Unfiltered															
MW-19	18.78	2097.01	05/20/02	05/24/02	Unfiltered															
MW-19	22.27	2096.22	07/11/03	07/25/03	Unfiltered	<0.35	<0.28	<0.39	<1.7	<0.67	<2.5	<0.16	<0.17	<2.6	<3.6	<0.29	<0.26	<0.37	<0.33	<0.87
MW-19	25.31	2093.18	06/17/04	07/01/04	Unfiltered	<0.35	<0.28	<0.39	<1.7	<0.67	<2.5	<0.16	<0.17	<2.6	<3.6	<0.29	<0.26	<0.37	<0.33	<0.87
MW-19	25.31	2093.18	06/17/04	07/01/04	Filtered															
MW-19	11.96	2106.53	06/01/05	06/28/05	Unfiltered	<0.30	<0.30	<0.40	<4.2	<0.24	<1.9	<0.30	<0.21	<2.4	<6.1	<0.26	<0.47	<0.68	<0.27	<0.62
MW-19	11.82	2106.67	05/30/06	06/09/06	Unfiltered	<0.30	<0.30	<0.40	<4.2	<0.24	<1.9	<0.30	<0.21	<2.4	<6.1	<0.26	<0.47	<0.68	<0.27	<0.62
MW-20	64.88	2097.15	06/17/04	07/08/04	Unfiltered	<0.35	<0.28	<0.39	<1.7	<0.67	<2.5	<0.16	<0.17	<2.6	<3.6	<0.29	<0.26	<0.37	<0.33	<0.87
MW-20	64.88	2097.15	06/17/04	07/08/04	Filtered															
MW-20	35.50	2126.53	06/01/05	07/01/05	Unfiltered	<0.30	<0.30	<0.40	<4.2	<0.24	<1.9	<0.30	<0.21	<2.4	<6.1	<0.26	<0.47	<0.68	<0.27	<0.62
MW-20	45.85	2116.18	06/01/06	06/22/06	Unfiltered	<0.30	<0.30	<0.40	<4.2	<0.24	<1.9	<0.30	<0.21	<2.4	<6.1	<0.26	<0.47	<0.68	<0.27	<0.62
MW-22	72.45	2098.28	06/17/04	07/09/04	Unfiltered	<0.35	<0.28	<0.39	<1.7	<0.67	<2.5	<0.16	<0.17	<2.6	<3.6	<0.29	<0.26	<0.37	<0.33	<0.87
MW-22	72.45	2098.28	06/17/04	07/09/04	Filtered															
MW-22	46.99	2123.74	06/01/05	06/30/05	Unfiltered	<0.30	<0.30	<0.40	<4.2	<0.24	<1.9	<0.30	<0.21	<2.4	<6.1	<0.26	<0.47	<0.68	<0.27	<0.62
MW-22	52.84	2117.89	06/01/06	07/12/06	Unfiltered	<0.30	<0.30	<0.40	<4.2	<0.24	<1.9	<0.30	<0.21	<2.4	7.0 BJkq	<0.26	<0.47	<0.68	<0.27	<0.62

Consolidation Data Summary Table - Groundwater
Beaumont Site 1

	Water Level Data					SW8260														
Sample Location	Depth to Water (feet below ground surface)	Groundwater Elevation (feet above mean sea level)	Elevation Date	Sample Date	Filter Status	Bromomethane -ug/L	Carbon disulfide -ug/L	Carbon tetrachloride -ug/L	Chlorobenzene -ug/L	Chlorodibromomethane -ug/L	Chloroethane -ug/L	Chloroform -ug/L	Chloromethane -ug/L	Dibromomethane -ug/L	Dichlorodifluoromethane -ug/L	Dichloromethane -ug/L	Ethylbenzene -ug/L	Hexachlorobutadiene -ug/L	Isopropylbenzene -ug/L	Methyl tert-butyl ether -ug/L
MW-16	2.48	1809.16	12/15/04	12/15/04	Unfiltered	<2.9	<1	<0.42	<0.36	<0.45	<0.52	<0.22	<1.8	<0.42	<0.27	<2.6	<0.17		<0.24	<0.29
MW-17	37.07	2100.65	05/20/02	05/23/02	Unfiltered															
MW-17	40.41	2099.99	07/11/03	07/24/03	Unfiltered	<0.9	<0.28	<0.4	<0.19	<0.29	<0.46	<0.45	<0.43	<0.46	<0.47	<1.7	<0.19		<0.17	<0.28
MW-17	44.12	2096.28	06/17/04	07/01/04	Unfiltered	<0.9	<0.28	<0.4	<0.19	<0.29	<0.46	<0.45	<0.43	<0.46	<0.47	<1.7	<0.19		<0.17	<0.28
MW-17	44.12	2096.28	06/17/04	07/01/04	Filtered															
MW-17	15.63	2124.77	06/01/05	06/28/05	Unfiltered	<2.9	<1.0	<0.42	<0.36	<0.45	<0.52	<0.22	<1.8	<0.42	<0.27	<2.6	<0.17		<0.24	<0.29
MW-17	25.56	2114.84	05/30/06	06/09/06	Unfiltered	<2.9	<1.0	<0.42	<0.36	<0.45	<0.52	<0.22	<1.8	<0.42	<0.27	<2.6	<0.17		<0.24	<0.29
MW-18	29.10	1976.90	05/20/02	05/24/02	Unfiltered	<0.46	<0.48	<0.25	<0.16	<0.21	<0.36	<0.3	<0.19	<0.2	<0.28	<1.1	<0.12	<0.26	<0.19	<0.3
MW-18	28.01	1980.68	07/10/03	07/21/03	Unfiltered	<0.9	<0.28	<0.4	<0.19	<0.29	<0.46	<0.45	<0.43	<0.46	<0.47	<1.7	<0.19		<0.17	<0.28
MW-18	29.51	1979.18	06/18/04	06/28/04	Unfiltered	<0.9	<0.28	<0.4	<0.19	<0.29	<0.46	<0.45	<0.43	<0.46	<0.47	<1.7	<0.19		<0.17	<0.28
MW-18	29.51	1979.18	06/18/04	06/28/04	Filtered															
MW-18	18.96	1989.73	12/14/04	12/16/04	Unfiltered	<2.9	<1	<0.42	<0.36	<0.45	<0.52	<0.22	<1.8	<0.42	<0.27	<2.6	<0.17		<0.24	<0.29
MW-18	22.87	1985.82	06/01/05	06/20/05	Unfiltered	<2.9	<1.0	<0.42	<0.36	<0.45	<0.52	<0.22	<1.8	<0.42	<0.27	<2.6	<0.17		<0.24	<0.29
MW-18	25.28	1983.41	11/29/05	12/09/05	Unfiltered	<2.9	<1.0	<0.42	<0.36	<0.45	<0.52	<0.22	<1.8	<0.42	<0.27	<2.6	<0.17		<0.24	<0.29
MW-18	25.03	1983.66	05/30/06	06/06/06	Filtered															
MW-18	25.03	1983.66	05/30/06	06/06/06	Unfiltered	<2.9	<1.0	<0.42	<0.36	<0.45	<0.52	<0.22	<1.8	<0.42	<0.27	24 Bak	<0.17		<0.24	<0.29
MW-18	25.03	1983.66	05/30/06	06/12/06	Unfiltered															
MW-19	18.78	2097.01	05/20/02	05/24/02	Unfiltered															
MW-19	22.27	2096.22	07/11/03	07/25/03	Unfiltered	<0.9	<0.28	<0.4	<0.19	<0.29	<0.46	<0.45	<0.43	<0.46	<0.47	<1.7	<0.19		<0.17	<0.28
MW-19	25.31	2093.18	06/17/04	07/01/04	Unfiltered	<0.9	<0.28	<0.4	<0.19	<0.29	<0.46	<0.45	<0.43	<0.46	<0.47	<1.7	<0.19		<0.17	<0.28
MW-19	25.31	2093.18	06/17/04	07/01/04	Filtered															
MW-19	11.96	2106.53	06/01/05	06/28/05	Unfiltered	<2.9	<1.0	<0.42	<0.36	<0.45	<0.52	<0.22	<1.8	<0.42	<0.27	<2.6	<0.17		<0.24	<0.29
MW-19	11.82	2106.67	05/30/06	06/09/06	Unfiltered	<2.9	<1.0	<0.42	<0.36	<0.45	<0.52	0.24 Jq	<1.8	<0.42	<0.27	<2.6	<0.17		<0.24	<0.29
MW-20	64.88	2097.15	06/17/04	07/08/04	Unfiltered	<0.9	<0.28	<0.4	<0.19	<0.29	<0.46	<0.45	<0.43	<0.46	<0.47	<1.7	<0.19		<0.17	<0.28
MW-20	64.88	2097.15	06/17/04	07/08/04	Filtered															
MW-20	35.50	2126.53	06/01/05	07/01/05	Unfiltered	<2.9	<1.0	<0.42	<0.36	<0.45	<0.52	<0.22	<1.8	<0.42	<0.27	<2.6	<0.17		<0.24	<0.29
MW-20	45.85	2116.18	06/01/06	06/22/06	Unfiltered	<2.9	<1.0	<0.42	<0.36	<0.45	<0.52	0.44 BJkq	<1.8	<0.42	<0.27	<2.6	<0.17		<0.24	<0.29
MW-22	72.45	2098.28	06/17/04	07/09/04	Unfiltered	<0.9	<0.28	<0.4	<0.19	<0.29	<0.46	<0.45	<0.43	<0.46	<0.47	<1.7	<0.19		<0.17	<0.28
MW-22	72.45	2098.28	06/17/04	07/09/04	Filtered															
MW-22	46.99	2123.74	06/01/05	06/30/05	Unfiltered	<2.9	<1.0	<0.42	<0.36	<0.45	<0.52	1.0	<1.8	<0.42	<0.27	<2.6	<0.17		<0.24	<0.29
MW-22	52.84	2117.89	06/01/06	07/12/06	Unfiltered	<2.9	<1.0	<0.42	<0.36	<0.45	<0.52	0.33 BJkq	<1.8	<0.42	<0.27	4.1 BJakq	<0.17		<0.24	<0.29

Consolidation Data Summary Table - Groundwater
Beaumont Site 1

Sample Location	Water Level Data			Sample Date	Filter Status	SW8260													
	Depth to Water (feet below ground surface)	Groundwater Elevation (feet above mean sea level)	Elevation Date			Naphthalene -ug/L	Styrene -ug/L	Tetrachloroethene -ug/L	Toluene -ug/L	Trichloroethene -ug/L	Trichlorofluoromethane -ug/L	Vinyl acetate -ug/L	Vinyl chloride -ug/L	cis-1,2-Dichloroethene -ug/L	cis-1,3-Dichloropropene -ug/L	n-Butylbenzene -ug/L	m,p-Xylenes -ug/L	n-Propylbenzene -ug/L	o-Xylene -ug/L
MW-16	2.48	1809.16	12/15/04	12/15/04	Unfiltered	<0.95	<0.29	<0.29	<0.35	<0.3	<0.36	<3.2	<0.33	<0.35	<0.45	<0.29	<0.38	<0.3	<0.21
MW-17	37.07	2100.65	05/20/02	05/23/02	Unfiltered														
MW-17	40.41	2099.99	07/11/03	07/24/03	Unfiltered	<0.56	<0.14	<0.2	<0.35	7.3	<0.27	<3.6	<0.35	<0.56	<0.44	<0.34	<0.17	<0.24	<0.16
MW-17	44.12	2096.28	06/17/04	07/01/04	Unfiltered	<0.56	<0.14	<0.2	<0.35	7.4 Bk	<0.27	<3.6	<0.35	<0.56	<0.44	<0.34	<0.17	<0.24	<0.16
MW-17	44.12	2096.28	06/17/04	07/01/04	Filtered														
MW-17	15.63	2124.77	06/01/05	06/28/05	Unfiltered	<0.95	<0.29	<0.29	<0.35	8.9	<0.36	<3.2	<0.33	<0.35	<0.45	<0.29	<0.38	<0.30	<0.21
MW-17	25.56	2114.84	05/30/06	06/09/06	Unfiltered	<0.95	<0.29	<0.29	<0.35	5.4	<0.36	<3.2	<0.33	<0.35	<0.45	<0.29	<0.38	<0.30	<0.21
MW-18	29.10	1976.90	05/20/02	05/24/02	Unfiltered	<0.09	<0.12	<0.21	<0.16	2 Jq	<0.22		<0.44	<0.3	<0.19	<0.29	<0.31	<0.28	<0.088
MW-18	28.01	1980.68	07/10/03	07/21/03	Unfiltered	<0.56	<0.14	<0.2	<0.35	2.3	<0.27	<3.6	<0.35	<0.56	<0.44	<0.34	<0.17	<0.24	<0.16
MW-18	29.51	1979.18	06/18/04	06/28/04	Unfiltered	<0.56	<0.14	<0.2	<0.35	2.0	<0.27	<3.6	<0.35	<0.56	<0.44	<0.34	<0.17	<0.24	<0.16
MW-18	29.51	1979.18	06/18/04	06/28/04	Filtered														
MW-18	18.96	1989.73	12/14/04	12/16/04	Unfiltered	<0.95	<0.29	<0.29	<0.35	2.4	<0.36	<3.2	<0.33	<0.35	<0.45	<0.29	<0.38	<0.3	<0.21
MW-18	22.87	1985.82	06/01/05	06/20/05	Unfiltered	<0.95	<0.29	<0.29	<0.35	1.8	<0.36	<3.2	<0.33	<0.35	<0.45	<0.29	<0.38	<0.30	<0.21
MW-18	25.28	1983.41	11/29/05	12/09/05	Unfiltered	<0.95	<0.29	<0.29	<0.35	0.88 Jq	<0.36	<3.2	<0.33	<0.35	<0.45	<0.29	<0.38	<0.30	<0.21
MW-18	25.03	1983.66	05/30/06	06/06/06	Filtered														
MW-18	25.03	1983.66	05/30/06	06/06/06	Unfiltered	<0.95	<0.29	<0.29	<0.35	0.86 Jq	<0.36	<3.2	<0.33	<0.35	<0.45	<0.29	<0.38	<0.30	<0.21
MW-18	25.03	1983.66	05/30/06	06/12/06	Unfiltered														
MW-19	18.78	2097.01	05/20/02	05/24/02	Unfiltered														
MW-19	22.27	2096.22	07/11/03	07/25/03	Unfiltered	<0.56	<0.14	<0.2	<0.35	9.4	<0.27	<3.6	<0.35	<0.56	<0.44	<0.34	<0.17	<0.24	<0.16
MW-19	25.31	2093.18	06/17/04	07/01/04	Unfiltered	<0.56	<0.14	<0.2	<0.35	9.4	<0.27	<3.6	<0.35	<0.56	<0.44	<0.34	<0.17	<0.24	<0.16
MW-19	25.31	2093.18	06/17/04	07/01/04	Filtered														
MW-19	11.96	2106.53	06/01/05	06/28/05	Unfiltered	<0.95	<0.29	<0.29	<0.35	16	<0.36	<3.2	0.92	<0.35	<0.45	<0.29	<0.38	<0.30	<0.21
MW-19	11.82	2106.67	05/30/06	06/09/06	Unfiltered	<0.95	<0.29	<0.29	<0.35	12	<0.36	<3.2	0.92	0.47 Jq	<0.45	<0.29	<0.38	<0.30	<0.21
MW-20	64.88	2097.15	06/17/04	07/08/04	Unfiltered	<0.56	<0.14	<0.2	<0.35	47	<0.27	<3.6	<0.35	<0.56	<0.44	<0.34	<0.17	<0.24	<0.16
MW-20	64.88	2097.15	06/17/04	07/08/04	Filtered														
MW-20	35.50	2126.53	06/01/05	07/01/05	Unfiltered	<0.95	<0.29	<0.29	<0.35	2.6 Bk	<0.36	<3.2	<0.33	<0.35	<0.45	<0.29	<0.38	<0.30	<0.21
MW-20	45.85	2116.18	06/01/06	06/22/06	Unfiltered	<0.95	<0.29	<0.29	<0.35	2.6	<0.36	<3.2	<0.33	<0.35	<0.45	<0.29	<0.38	<0.30	<0.21
MW-22	72.45	2098.28	06/17/04	07/09/04	Unfiltered	<0.56	<0.14	<0.2	<0.35	8.2 Bk	<0.27	<3.6	<0.35	<0.56	<0.44	<0.34	<0.17	<0.24	<0.16
MW-22	72.45	2098.28	06/17/04	07/09/04	Filtered														
MW-22	46.99	2123.74	06/01/05	06/30/05	Unfiltered	<0.95	<0.29	<0.29	<0.35	140	<0.36	<3.2	<0.33	1.5	<0.45	<0.29	<0.38	<0.30	<0.21
MW-22	52.84	2117.89	06/01/06	07/12/06	Unfiltered	<0.95	<0.29	<0.29	<0.35	42	<0.36	<3.2	<0.33	0.38 Jq	<0.45	<0.29	<0.38	<0.30	<0.21

Consolidation Data Summary Table - Groundwater
Beaumont Site 1

Sample Location	Water Level Data			Sample Date	Filter Status	SW8260				SW8270	SW8330						
	Depth to Water (feet below ground surface)	Groundwater Elevation (feet above mean sea level)	Elevation Date			sec-Butylbenzene -ug/L	tert-Butylbenzene -ug/L	trans-1,2-Dichloroethene -ug/L	trans-1,3-Dichloropropene -ug/L	1,4-Dioxane -ug/L	1,3,5-Trinitrobenzene (TNB) -ug/L	1,3-Dinitrobenzene -ug/L	2,4,6-Trinitrotoluene (TNT) -ug/L	2,4-Dinitrotoluene -ug/L	2,6-Dinitrotoluene -ug/L	2-Amino-4,6-dinitrotoluene -ug/L	2/4-Nitrotoluene -ug/L
MW-16	2.48	1809.16	12/15/04	12/15/04	Unfiltered	<0.21	<0.17	<0.29	<0.31								
MW-17	37.07	2100.65	05/20/02	05/23/02	Unfiltered					44							
MW-17	40.41	2099.99	07/11/03	07/24/03	Unfiltered	<0.11	<0.23	<0.6	<0.3								
MW-17	44.12	2096.28	06/17/04	07/01/04	Unfiltered	<0.11	<0.23	<0.6	<0.3								
MW-17	44.12	2096.28	06/17/04	07/01/04	Filtered						<0.11 Rd	<0.19 Rd	<0.14	<0.07	<0.17	<0.09	<0.4
MW-17	15.63	2124.77	06/01/05	06/28/05	Unfiltered	<0.21	<0.17	<0.29	<0.31								
MW-17	25.56	2114.84	05/30/06	06/09/06	Unfiltered	<0.21	<0.17	<0.29	<0.31								
MW-18	29.10	1976.90	05/20/02	05/24/02	Unfiltered	<0.29	<0.25	<0.37	<0.25	12 Je							
MW-18	28.01	1980.68	07/10/03	07/21/03	Unfiltered	<0.11	<0.23	<0.6	<0.3								
MW-18	29.51	1979.18	06/18/04	06/28/04	Unfiltered	<0.11	<0.23	<0.6	<0.3								
MW-18	29.51	1979.18	06/18/04	06/28/04	Filtered						<0.11	<0.19	<0.14	<0.07	<0.17	<0.09	<0.4
MW-18	18.96	1989.73	12/14/04	12/16/04	Unfiltered	<0.21	<0.17	<0.29	<0.31								
MW-18	22.87	1985.82	06/01/05	06/20/05	Unfiltered	<0.21	<0.17	<0.29	<0.31								
MW-18	25.28	1983.41	11/29/05	12/09/05	Unfiltered	<0.21	<0.17	<0.29	<0.31								
MW-18	25.03	1983.66	05/30/06	06/06/06	Filtered												
MW-18	25.03	1983.66	05/30/06	06/06/06	Unfiltered	<0.21	<0.17	<0.29	<0.31								
MW-18	25.03	1983.66	05/30/06	06/12/06	Unfiltered												
MW-19	18.78	2097.01	05/20/02	05/24/02	Unfiltered					75 Je							
MW-19	22.27	2096.22	07/11/03	07/25/03	Unfiltered	<0.11	<0.23	<0.6	<0.3								
MW-19	25.31	2093.18	06/17/04	07/01/04	Unfiltered	<0.11	<0.23	<0.6	<0.3								
MW-19	25.31	2093.18	06/17/04	07/01/04	Filtered						<0.11 Rd	<0.19 Rd	<0.14	<0.07	<0.17	<0.09	<0.4
MW-19	11.96	2106.53	06/01/05	06/28/05	Unfiltered	<0.21	<0.17	<0.29	<0.31								
MW-19	11.82	2106.67	05/30/06	06/09/06	Unfiltered	<0.21	<0.17	<0.29	<0.31								
MW-20	64.88	2097.15	06/17/04	07/08/04	Unfiltered	<0.11	<0.23	<0.6	<0.3								
MW-20	64.88	2097.15	06/17/04	07/08/04	Filtered						<0.11	<0.19	<0.14	<0.07	<0.17	<0.09	<0.4
MW-20	35.50	2126.53	06/01/05	07/01/05	Unfiltered	<0.21	<0.17	<0.29	<0.31								
MW-20	45.85	2116.18	06/01/06	06/22/06	Unfiltered	<0.21	<0.17	<0.29	<0.31								
MW-22	72.45	2098.28	06/17/04	07/09/04	Unfiltered	<0.11	<0.23	<0.6	<0.3								
MW-22	72.45	2098.28	06/17/04	07/09/04	Filtered						<0.11	<0.19	<0.14	<0.07	<0.17	<0.09	<0.4
MW-22	46.99	2123.74	06/01/05	06/30/05	Unfiltered	<0.21	<0.17	<0.29	<0.31								
MW-22	52.84	2117.89	06/01/06	07/12/06	Unfiltered	<0.21	<0.17	<0.29	<0.31								

Consolidation Data Summary Table - Groundwater
Beaumont Site 1

	Water Level Data					SW8330					
Sample Location	Depth to Water (feet below ground surface)	Groundwater Elevation (feet above mean sea level)	Elevation Date	Sample Date	Filter Status	3-Nitrotoluene -ug/L	4-Amino-2,6-dinitrotoluene -ug/L	HMX -ug/L	Nitrobenzene -ug/L	RDX -ug/L	Tetryl -ug/L
MW-16	2.48	1809.16	12/15/04	12/15/04	Unfiltered						
MW-17	37.07	2100.65	05/20/02	05/23/02	Unfiltered						
MW-17	40.41	2099.99	07/11/03	07/24/03	Unfiltered						
MW-17	44.12	2096.28	06/17/04	07/01/04	Unfiltered						
MW-17	44.12	2096.28	06/17/04	07/01/04	Filtered	<0.18	<0.08	<0.2	<0.22 Rd	<0.15	<0.12
MW-17	15.63	2124.77	06/01/05	06/28/05	Unfiltered						
MW-17	25.56	2114.84	05/30/06	06/09/06	Unfiltered						
MW-18	29.10	1976.90	05/20/02	05/24/02	Unfiltered						
MW-18	28.01	1980.68	07/10/03	07/21/03	Unfiltered						
MW-18	29.51	1979.18	06/18/04	06/28/04	Unfiltered						
MW-18	29.51	1979.18	06/18/04	06/28/04	Filtered	<0.18	<0.08	<0.2	<0.22	<0.15	<0.12
MW-18	18.96	1989.73	12/14/04	12/16/04	Unfiltered						
MW-18	22.87	1985.82	06/01/05	06/20/05	Unfiltered						
MW-18	25.28	1983.41	11/29/05	12/09/05	Unfiltered						
MW-18	25.03	1983.66	05/30/06	06/06/06	Filtered						
MW-18	25.03	1983.66	05/30/06	06/06/06	Unfiltered					<1.3	
MW-18	25.03	1983.66	05/30/06	06/12/06	Unfiltered						
MW-19	18.78	2097.01	05/20/02	05/24/02	Unfiltered						
MW-19	22.27	2096.22	07/11/03	07/25/03	Unfiltered						
MW-19	25.31	2093.18	06/17/04	07/01/04	Unfiltered						
MW-19	25.31	2093.18	06/17/04	07/01/04	Filtered	<0.18	<0.08	<0.2	<0.22 Rd	<0.15	<0.12
MW-19	11.96	2106.53	06/01/05	06/28/05	Unfiltered						
MW-19	11.82	2106.67	05/30/06	06/09/06	Unfiltered						
MW-20	64.88	2097.15	06/17/04	07/08/04	Unfiltered						
MW-20	64.88	2097.15	06/17/04	07/08/04	Filtered	<0.18	<0.08	<0.2	<0.22	<0.15	<0.12
MW-20	35.50	2126.53	06/01/05	07/01/05	Unfiltered						
MW-20	45.85	2116.18	06/01/06	06/22/06	Unfiltered						
MW-22	72.45	2098.28	06/17/04	07/09/04	Unfiltered						
MW-22	72.45	2098.28	06/17/04	07/09/04	Filtered	<0.18	<0.08	<0.2	<0.22	<0.15	<0.12
MW-22	46.99	2123.74	06/01/05	06/30/05	Unfiltered						
MW-22	52.84	2117.89	06/01/06	07/12/06	Unfiltered						

Consolidation Data Summary Table - Groundwater
Beaumont Site 1

	Water Level Data					E160.1	E1624	E1625C	E1625C	E218.6	E300.0				E314.0	E314.1	E524.2	SM2320
Sample Location	Depth to Water (feet below ground surface)	Groundwater Elevation (feet above mean sea level)	Elevation Date	Sample Date	Filter Status	Total Dissolved Solids -mg/L	1,4-Dioxane -ug/L	1,4-Dioxane -ug/L	N-Nitrosodimethylamine -ng/L	Hexavalent chromium -ug/L	Chloride -mg/L	Nitrate -mg/L	Nitrogen, as Nitrite -mg/L	Sulfate -mg/L	Perchlorate -ug/L	Perchlorate -ug/L	1,2,3-Trichloropropane -ug/L	Alkalinity, Bicarbonate (as CaCO3) -mg/L
MW-26	77.00	2102.93	05/20/02	05/30/02	Unfiltered											9970		
MW-26	85.05	2098.76	06/17/04	07/19/04	Unfiltered		240			1.4						9700		
MW-26	85.05	2098.76	06/17/04	07/19/04	Filtered													
MW-26	51.17	2132.64	06/01/05	07/06/05	Unfiltered			490		1.7					9100			
MW-26	64.66	2119.15	06/01/06	07/13/06	Unfiltered			290							4500			
MW-27	83.53	2099.20	06/17/04	07/09/04	Unfiltered		<1.1			0.27						6.3		
MW-27	83.53	2099.20	06/17/04	07/09/04	Filtered													
MW-27	62.83	2119.90	05/31/06	06/30/06	Unfiltered			<0.40							<0.43			
MW-28	63.71	2097.13	06/17/04	07/08/04	Filtered													
MW-28	63.71	2097.13	06/17/04	07/08/04	Unfiltered		3.5			1.7						90		
MW-28	44.70	2116.14	06/01/06	07/13/06	Unfiltered			1.2 Jq							53			
MW-30	55.85	2103.19	05/20/02	05/28/02	Unfiltered											<1.8		
MW-30	63.47	2098.00	06/17/04	07/09/04	Unfiltered		<1.1			0.69						13		
MW-30	63.47	2098.00	06/17/04	07/09/04	Filtered													
MW-30	43.93	2117.54	06/01/06	06/21/06	Unfiltered			11							170			
MW-31	92.38	2090.92	05/20/02	05/23/02	Unfiltered											<1.8		
MW-31	99.52	2087.00	06/17/04	07/16/04	Unfiltered		<1.1			0.68						2.1		
MW-31	99.52	2087.00	06/17/04	07/16/04	Filtered													
MW-31	81.02	2105.50	06/01/06	06/30/06	Unfiltered			<0.40							2.4			
MW-32	84.89	2088.49	05/20/02	05/22/02	Unfiltered											<1.8		
MW-32	89.71	2086.90	07/10/03	07/31/03	Unfiltered		<1.1									<0.46		
MW-32	92.88	2083.73	06/17/04	07/14/04	Unfiltered		<1.1			0.51						<0.46		
MW-32	92.88	2083.73	06/17/04	07/14/04	Filtered													
MW-32	74.93	2101.68	05/31/06	06/29/06	Unfiltered			<0.40	<0.48	0.41 Bk					0.88 Jq		<0.0017	
MW-32	74.93	2101.68	05/31/06	06/29/06	Filtered													
MW-34	47.15	2104.23	05/20/02	05/21/02	Unfiltered											32.3		
MW-34	54.71	2099.09	06/17/04	07/02/04	Unfiltered		<1.1			1.3						24		
MW-34	54.71	2099.09	06/17/04	07/02/04	Filtered													
MW-34	34.09	2119.71	06/01/05	07/05/05	Unfiltered			<1.1		1.8					200			
MW-34	36.12	2117.68	06/01/06	06/22/06	Unfiltered			<0.40							20			
MW-35	66.71	2101.63	05/20/02	05/21/02	Unfiltered											<1.8		

Consolidation Data Summary Table - Groundwater
Beaumont Site 1

	Water Level Data					SW6010							
Sample Location	Depth to Water (feet below ground surface)	Groundwater Elevation (feet above mean sea level)	Elevation Date	Sample Date	Filter Status	Antimony -mg/L	Arsenic -mg/L	Barium -mg/L	Beryllium -mg/L	Cadmium -mg/L	Calcium -mg/L	Chromium -mg/L	Cobalt -mg/L
MW-26	77.00	2102.93	05/20/02	05/30/02	Unfiltered								
MW-26	85.05	2098.76	06/17/04	07/19/04	Unfiltered	<0.00209	<0.00308	0.186	<0.00017	<0.00035		<0.00035	<0.00069
MW-26	85.05	2098.76	06/17/04	07/19/04	Filtered								
MW-26	51.17	2132.64	06/01/05	07/06/05	Unfiltered	<0.00209	<0.00308	0.227	<0.000176	<0.000350		<0.000350	<0.000696
MW-26	64.66	2119.15	06/01/06	07/13/06	Unfiltered								
MW-27	83.53	2099.20	06/17/04	07/09/04	Unfiltered	<0.00209	<0.00308	0.151	<0.00017	<0.00035		<0.00035	<0.00069
MW-27	83.53	2099.20	06/17/04	07/09/04	Filtered								
MW-27	62.83	2119.90	05/31/06	06/30/06	Unfiltered								
MW-28	63.71	2097.13	06/17/04	07/08/04	Filtered								
MW-28	63.71	2097.13	06/17/04	07/08/04	Unfiltered	<0.00209	<0.00308	0.0370	<0.00017	<0.00035		<0.00035	<0.00069
MW-28	44.70	2116.14	06/01/06	07/13/06	Unfiltered								
MW-30	55.85	2103.19	05/20/02	05/28/02	Unfiltered								
MW-30	63.47	2098.00	06/17/04	07/09/04	Unfiltered	<0.00209	<0.00308	0.190	<0.00017	<0.00035		<0.00035	<0.00069
MW-30	63.47	2098.00	06/17/04	07/09/04	Filtered								
MW-30	43.93	2117.54	06/01/06	06/21/06	Unfiltered								
MW-31	92.38	2090.92	05/20/02	05/23/02	Unfiltered								
MW-31	99.52	2087.00	06/17/04	07/16/04	Unfiltered	<0.00209	<0.00308	<0.00071	<0.00017	<0.00035		0.00524	<0.00069
MW-31	99.52	2087.00	06/17/04	07/16/04	Filtered								
MW-31	81.02	2105.50	06/01/06	06/30/06	Unfiltered								
MW-32	84.89	2088.49	05/20/02	05/22/02	Unfiltered								
MW-32	89.71	2086.90	07/10/03	07/31/03	Unfiltered								
MW-32	92.88	2083.73	06/17/04	07/14/04	Unfiltered	<0.00209	<0.00308	<0.00071	<0.00017	<0.00035		<0.00035	<0.00069
MW-32	92.88	2083.73	06/17/04	07/14/04	Filtered								
MW-32	74.93	2101.68	05/31/06	06/29/06	Unfiltered		<0.00308		<0.000176	<0.000350			
MW-32	74.93	2101.68	05/31/06	06/29/06	Filtered		<0.00308		<0.000176	0.000523 Jq			
MW-34	47.15	2104.23	05/20/02	05/21/02	Unfiltered								
MW-34	54.71	2099.09	06/17/04	07/02/04	Unfiltered	<0.00209	<0.00308	0.172	<0.00017	<0.00035		<0.00035	<0.00069
MW-34	54.71	2099.09	06/17/04	07/02/04	Filtered								
MW-34	34.09	2119.71	06/01/05	07/05/05	Unfiltered	<0.00209	<0.00308	0.160	<0.000176	<0.000350		<0.000350	<0.000696
MW-34	36.12	2117.68	06/01/06	06/22/06	Unfiltered								
MW-35	66.71	2101.63	05/20/02	05/21/02	Unfiltered								

Consolidation Data Summary Table - Groundwater
Beaumont Site 1

Sample Location	Water Level Data			Sample Date	Filter Status	SW6010						
	Depth to Water (feet below ground surface)	Groundwater Elevation (feet above mean sea level)	Elevation Date			Copper -mg/L	Lead -mg/L	Magnesium -mg/L	Molybdenum -mg/L	Nickel -mg/L	Potassium -mg/L	Selenium -mg/L
MW-26	77.00	2102.93	05/20/02	05/30/02	Unfiltered							
MW-26	85.05	2098.76	06/17/04	07/19/04	Unfiltered	<0.00134	<0.00236		<0.0008	0.00550		<0.00295
MW-26	85.05	2098.76	06/17/04	07/19/04	Filtered							
MW-26	51.17	2132.64	06/01/05	07/06/05	Unfiltered	<0.00134	<0.00236		<0.000800	<0.00137		<0.00295
MW-26	64.66	2119.15	06/01/06	07/13/06	Unfiltered							
MW-27	83.53	2099.20	06/17/04	07/09/04	Unfiltered	<0.00134	<0.00236		<0.0008	0.00507		<0.00295
MW-27	83.53	2099.20	06/17/04	07/09/04	Filtered							
MW-27	62.83	2119.90	05/31/06	06/30/06	Unfiltered							
MW-28	63.71	2097.13	06/17/04	07/08/04	Filtered							
MW-28	63.71	2097.13	06/17/04	07/08/04	Unfiltered	<0.00134	<0.00236		<0.0008	<0.00137		<0.00295
MW-28	44.70	2116.14	06/01/06	07/13/06	Unfiltered							
MW-30	55.85	2103.19	05/20/02	05/28/02	Unfiltered							
MW-30	63.47	2098.00	06/17/04	07/09/04	Unfiltered	<0.00134	<0.00236		<0.0008	<0.00137		<0.00295
MW-30	63.47	2098.00	06/17/04	07/09/04	Filtered							
MW-30	43.93	2117.54	06/01/06	06/21/06	Unfiltered							
MW-31	92.38	2090.92	05/20/02	05/23/02	Unfiltered							
MW-31	99.52	2087.00	06/17/04	07/16/04	Unfiltered	<0.00134	<0.00236		0.0130	0.00563		<0.00295
MW-31	99.52	2087.00	06/17/04	07/16/04	Filtered							
MW-31	81.02	2105.50	06/01/06	06/30/06	Unfiltered							
MW-32	84.89	2088.49	05/20/02	05/22/02	Unfiltered							
MW-32	89.71	2086.90	07/10/03	07/31/03	Unfiltered							
MW-32	92.88	2083.73	06/17/04	07/14/04	Unfiltered	<0.00134	<0.00236		0.0112	<0.00137		<0.00295
MW-32	92.88	2083.73	06/17/04	07/14/04	Filtered							
MW-32	74.93	2101.68	05/31/06	06/29/06	Unfiltered		<0.00236					
MW-32	74.93	2101.68	05/31/06	06/29/06	Filtered		<0.00236					
MW-34	47.15	2104.23	05/20/02	05/21/02	Unfiltered							
MW-34	54.71	2099.09	06/17/04	07/02/04	Unfiltered	<0.00134	<0.00236		<0.0008	<0.00137		<0.00295
MW-34	54.71	2099.09	06/17/04	07/02/04	Filtered							
MW-34	34.09	2119.71	06/01/05	07/05/05	Unfiltered	0.00521	<0.00236		<0.000800	<0.00137		<0.00295
MW-34	36.12	2117.68	06/01/06	06/22/06	Unfiltered							
MW-35	66.71	2101.63	05/20/02	05/21/02	Unfiltered							

Consolidation Data Summary Table - Groundwater
Beaumont Site 1

	Water Level Data					SW6010					SW7470	SW8260			
Sample Location	Depth to Water (feet below ground surface)	Groundwater Elevation (feet above mean sea level)	Elevation Date	Sample Date	Filter Status	Silver -mg/L	Sodium -mg/L	Thallium -mg/L	Vanadium -mg/L	Zinc -mg/L	Mercury -mg/L	1,1,1,2-Tetrachloroethane -ug/L	1,1,1-Trichloroethane -ug/L	1,1,2,2-Tetrachloroethane -ug/L	1,1,2-Trichloroethane -ug/L
MW-26	77.00	2102.93	05/20/02	05/30/02	Unfiltered										
MW-26	85.05	2098.76	06/17/04	07/19/04	Unfiltered	<0.0004		<0.00233	<0.00031	0.0256	<0.00006	<0.45	18	<0.19	15
MW-26	85.05	2098.76	06/17/04	07/19/04	Filtered										
MW-26	51.17	2132.64	06/01/05	07/06/05	Unfiltered	<0.000400		<0.00233	<0.000314	0.0181	<0.0000672	<19	<16	<18	<27
MW-26	64.66	2119.15	06/01/06	07/13/06	Unfiltered							<3.7	4.5 Jq	<3.7	8.4 Jq
MW-27	83.53	2099.20	06/17/04	07/09/04	Unfiltered	<0.0004		<0.00233	<0.00031	<0.00084	<0.00006	<0.45	<0.46	<0.19	<0.42
MW-27	83.53	2099.20	06/17/04	07/09/04	Filtered										
MW-27	62.83	2119.90	05/31/06	06/30/06	Unfiltered							<0.37	<0.32	<0.37	<0.54
MW-28	63.71	2097.13	06/17/04	07/08/04	Filtered										
MW-28	63.71	2097.13	06/17/04	07/08/04	Unfiltered	<0.0004		<0.00233	<0.00031	<0.00084	<0.00006	<0.45	<0.46	<0.19	<0.42
MW-28	44.70	2116.14	06/01/06	07/13/06	Unfiltered							<0.37	<0.32	<0.37	<0.54
MW-30	55.85	2103.19	05/20/02	05/28/02	Unfiltered							<0.031	<0.043	<0.03	<0.06
MW-30	63.47	2098.00	06/17/04	07/09/04	Unfiltered	<0.0004		<0.00233	<0.00031	<0.00084	<0.00006	<0.45	<0.46	<0.19	<0.42
MW-30	63.47	2098.00	06/17/04	07/09/04	Filtered										
MW-30	43.93	2117.54	06/01/06	06/21/06	Unfiltered							<0.37	<0.32	<0.37	<0.54
MW-31	92.38	2090.92	05/20/02	05/23/02	Unfiltered							<0.27	<0.33	<0.22	<0.34
MW-31	99.52	2087.00	06/17/04	07/16/04	Unfiltered	<0.0004		<0.00233	<0.00031	<0.00084	<0.00006	<0.45	<0.46	<0.19	<0.42
MW-31	99.52	2087.00	06/17/04	07/16/04	Filtered										
MW-31	81.02	2105.50	06/01/06	06/30/06	Unfiltered							<0.37	<0.32	<0.37	<0.54
MW-32	84.89	2088.49	05/20/02	05/22/02	Unfiltered							<0.27	<0.33	<0.22	<0.34
MW-32	89.71	2086.90	07/10/03	07/31/03	Unfiltered							<0.45	<0.46	<0.19	<0.42
MW-32	92.88	2083.73	06/17/04	07/14/04	Unfiltered	<0.0004		<0.00233	<0.00031	<0.00084	<0.00006	<0.45	<0.46	<0.19	<0.42
MW-32	92.88	2083.73	06/17/04	07/14/04	Filtered										
MW-32	74.93	2101.68	05/31/06	06/29/06	Unfiltered							<0.37	<0.32	<0.37	<0.54
MW-32	74.93	2101.68	05/31/06	06/29/06	Filtered										
MW-34	47.15	2104.23	05/20/02	05/21/02	Unfiltered							<0.27	<0.33	<0.22	<0.34
MW-34	54.71	2099.09	06/17/04	07/02/04	Unfiltered	<0.0004		<0.00233	0.0199	<0.00084	<0.00006	<0.45	1.7	<0.19	<0.42
MW-34	54.71	2099.09	06/17/04	07/02/04	Filtered										
MW-34	34.09	2119.71	06/01/05	07/05/05	Unfiltered	<0.000400		<0.00233	0.0133	<0.000848	<0.0000672	<0.37	<0.32	<0.37	<0.54
MW-34	36.12	2117.68	06/01/06	06/22/06	Unfiltered							<0.37	<0.32	<0.37	<0.54
MW-35	66.71	2101.63	05/20/02	05/21/02	Unfiltered							<0.27	<0.33	<0.22	<0.34

Consolidation Data Summary Table - Groundwater
Beaumont Site 1

Sample Location	Water Level Data			Sample Date	Filter Status	SW8260														
	Depth to Water (feet below ground surface)	Groundwater Elevation (feet above mean sea level)	Elevation Date			1,1,2-Trichlorotrifluoroethane -ug/L	1,1-Dichloroethane -ug/L	1,1-Dichloroethene -ug/L	1,1-Dichloropropene -ug/L	1,2,3-Trichlorobenzene -ug/L	1,2,3-Trichloropropane -ng/L	1,2,4-Trichlorobenzene -ug/L	1,2,4-Trimethylbenzene -ug/L	1,2-Dibromo-3-chloropropane -ug/L	1,2-Dibromoethane -ug/L	1,2-Dichlorobenzene -ug/L	1,2-Dichloroethane -ug/L	1,2-Dichloropropane -ug/L	1,3,5-Trimethylbenzene -ug/L	1,3-Dichlorobenzene -ug/L
MW-26	77.00	2102.93	05/20/02	05/30/02	Unfiltered															
MW-26	85.05	2098.76	06/17/04	07/19/04	Unfiltered	<0.7	80	2500 Bk	<0.55	<0.4	<810	<0.28	<0.22	<2.6	<0.51	<0.29	110	<0.4	<0.11	<0.27
MW-26	85.05	2098.76	06/17/04	07/19/04	Filtered															
MW-26	51.17	2132.64	06/01/05	07/06/05	Unfiltered	<27	120	4200	<11	<20	<110	<17	<13	<120	<40	<12	170	<14	<9.4	<19
MW-26	64.66	2119.15	06/01/06	07/13/06	Unfiltered	<5.4	42	1800	<2.1	<3.9	<23	<3.5	<2.6	<25	<8.1	<2.4	45	<2.8	<1.9	<3.8
MW-27	83.53	2099.20	06/17/04	07/09/04	Unfiltered	<0.7	<0.4	<0.32	<0.55	<0.4	<810	<0.28	<0.22	<2.6	<0.51	<0.29	<0.35	<0.4	<0.11	<0.27
MW-27	83.53	2099.20	06/17/04	07/09/04	Filtered															
MW-27	62.83	2119.90	05/31/06	06/30/06	Unfiltered	<0.54	<0.53	0.63 BJkq	<0.21	<0.39	<2.3	<0.35	<0.26	<2.5	<0.81	<0.24	<0.22	<0.28	<0.19	<0.38
MW-28	63.71	2097.13	06/17/04	07/08/04	Filtered															
MW-28	63.71	2097.13	06/17/04	07/08/04	Unfiltered	<0.7	<0.4	5.3 Bk	<0.55	<0.4	<810	<0.28	<0.22	<2.6	<0.51	<0.29	<0.35	<0.4	<0.11	<0.27
MW-28	44.70	2116.14	06/01/06	07/13/06	Unfiltered	<0.54	0.56 Jq	11 Bk	<0.21	<0.39	<2.3	<0.35	<0.26	<2.5	<0.81	<0.24	0.39 Jq	<0.28	<0.19	<0.38
MW-30	55.85	2103.19	05/20/02	05/28/02	Unfiltered		<0.012	2 BJkq	<0.052	<0.12	<0.16	<0.12	<0.069	<0.14	<0.089	<0.063	<0.089	<0.029	<0.077	<0.058
MW-30	63.47	2098.00	06/17/04	07/09/04	Unfiltered	<0.7	<0.4	<0.32	<0.55	<0.4	<810	<0.28	<0.22	<2.6	<0.51	<0.29	<0.35	<0.4	<0.11	<0.27
MW-30	63.47	2098.00	06/17/04	07/09/04	Filtered															
MW-30	43.93	2117.54	06/01/06	06/21/06	Unfiltered	<0.54	<0.53	15	<0.21	<0.39	<2.3	<0.35	<0.26	<2.5	<0.81	<0.24	0.44 Jq	<0.28	<0.19	<0.38
MW-31	92.38	2090.92	05/20/02	05/23/02	Unfiltered		<0.28	<0.56	<0.16	<0.3	<0.46	<0.37	<0.2	<0.59	<0.18	<0.099	<0.38	<0.16	<0.15	<0.3
MW-31	99.52	2087.00	06/17/04	07/16/04	Unfiltered	<0.7	<0.4	33 Bk	<0.55	<0.4	<810	<0.28	<0.22	<2.6	<0.51	<0.29	<0.35	<0.4	<0.11	<0.27
MW-31	99.52	2087.00	06/17/04	07/16/04	Filtered															
MW-31	81.02	2105.50	06/01/06	06/30/06	Unfiltered	<0.54	<0.53	2.3	<0.21	<0.39	<2.3	<0.35	<0.26	<2.5	<0.81	<0.24	<0.22	<0.28	<0.19	<0.38
MW-32	84.89	2088.49	05/20/02	05/22/02	Unfiltered		<0.28	<0.56	<0.16	<0.3	<0.46	<0.37	<0.2	<0.59	<0.18	<0.099	<0.38	<0.16	<0.15	<0.3
MW-32	89.71	2086.90	07/10/03	07/31/03	Unfiltered		<0.4	<0.32	<0.55	<0.4	<2	<0.28	<0.22	<2.6	<0.51	<0.29	<0.35	<0.4	<0.11	<0.27
MW-32	92.88	2083.73	06/17/04	07/14/04	Unfiltered	<0.7	<0.4	5.4	<0.55	<0.4	<810	<0.28	<0.22	<2.6	<0.51	<0.29	<0.35	<0.4	<0.11	<0.27
MW-32	92.88	2083.73	06/17/04	07/14/04	Filtered															
MW-32	74.93	2101.68	05/31/06	06/29/06	Unfiltered	<0.54	<0.53	<0.31	<0.21	<0.39	<2.3	<0.35	<0.26	<2.5	<0.81	<0.24	<0.22	<0.28	<0.19	<0.38
MW-32	74.93	2101.68	05/31/06	06/29/06	Filtered															
MW-34	47.15	2104.23	05/20/02	05/21/02	Unfiltered		<0.28	<0.56	<0.16	<0.3	<0.46	<0.37	<0.2	<0.59	<0.18	<0.099	<0.38	<0.16	<0.15	<0.3
MW-34	54.71	2099.09	06/17/04	07/02/04	Unfiltered	<0.7	3.2	100	<0.55	<0.4	<810	<0.28	<0.22	<2.6	<0.51	<0.29	0.59	<0.4	<0.11	<0.27
MW-34	54.71	2099.09	06/17/04	07/02/04	Filtered															
MW-34	34.09	2119.71	06/01/05	07/05/05	Unfiltered	<0.54	<0.53	8.1	<0.21	<0.39	<2.3	<0.35	<0.26	<2.5	<0.81	<0.24	<0.22	<0.28	<0.19	<0.38
MW-34	36.12	2117.68	06/01/06	06/22/06	Unfiltered	<0.54	<0.53	<0.31	<0.21	<0.39	<2.3	<0.35	<0.26	<2.5	<0.81	<0.24	<0.22	<0.28	<0.19	<0.38
MW-35	66.71	2101.63	05/20/02	05/21/02	Unfiltered		<0.28	<0.56	<0.16	<0.3	<0.46	<0.37	<0.2	<0.59	<0.18	<0.099	<0.38	<0.16	<0.15	<0.3

Consolidation Data Summary Table - Groundwater
Beaumont Site 1

Sample Location	Water Level Data			Sample Date	Filter Status	SW8260													
	Depth to Water (feet below ground surface)	Groundwater Elevation (feet above mean sea level)	Elevation Date			1,3-Dichloropropane -ug/L	1,4-Dichlorobenzene -ug/L	2,2-Dichloropropane -ug/L	2-Butanone (MEK) -ug/L	2-Chlorotoluene -ug/L	2-Hexanone -ug/L	4-Chlorotoluene -ug/L	4-Isopropyltoluene -ug/L	4-Methyl-2-pentanone -ug/L	Acetone -ug/L	Benzene -ug/L	Bromobenzene -ug/L	Chlorobromomethane -ug/L	Bromodichloromethane -ug/L	Bromoform -ug/L
MW-26	77.00	2102.93	05/20/02	05/30/02	Unfiltered														
MW-26	85.05	2098.76	06/17/04	07/19/04	Unfiltered	<0.35	<0.28	<0.39	<1.7	<0.67	<2.5	<0.16	<0.17	<2.6	<3.6	<0.29	<0.26	<0.37	<0.33	<0.87
MW-26	85.05	2098.76	06/17/04	07/19/04	Filtered														
MW-26	51.17	2132.64	06/01/05	07/06/05	Unfiltered	<15	<15	<20	<210	<12	<93	<15	<10	<120	<310	<13	<23	<34	<14	<31
MW-26	64.66	2119.15	06/01/06	07/13/06	Unfiltered	<3.0	<3.0	<4.0	<42	<2.4	<19	<3.0	<2.1	<24	<61	<2.6	<4.7	<6.8	<2.7	<6.2
MW-27	83.53	2099.20	06/17/04	07/09/04	Unfiltered	<0.35	<0.28	<0.39	<1.7	<0.67	<2.5	<0.16	<0.17	<2.6	<3.6	<0.29	<0.26	<0.37	<0.33	<0.87
MW-27	83.53	2099.20	06/17/04	07/09/04	Filtered														
MW-27	62.83	2119.90	05/31/06	06/30/06	Unfiltered	<0.30	<0.30	<0.40	<4.2	<0.24	<1.9	<0.30	<0.21	<2.4	7.7 BJkq	<0.26	<0.47	<0.68	<0.27	<0.62
MW-28	63.71	2097.13	06/17/04	07/08/04	Filtered														
MW-28	63.71	2097.13	06/17/04	07/08/04	Unfiltered	<0.35	<0.28	<0.39	<1.7	<0.67	<2.5	<0.16	<0.17	<2.6	<3.6	<0.29	<0.26	<0.37	<0.33	<0.87
MW-28	44.70	2116.14	06/01/06	07/13/06	Unfiltered	<0.30	<0.30	<0.40	<4.2	<0.24	<1.9	<0.30	<0.21	<2.4	<6.1	<0.26	<0.47	<0.68	<0.27	<0.62
MW-30	55.85	2103.19	05/20/02	05/28/02	Unfiltered	<0.035	<0.072	<0.066	<1.7	<0.087	<0.2	<0.087	<0.084		<0.89	<0.016	<0.029	<0.072	<0.029	<0.068
MW-30	63.47	2098.00	06/17/04	07/09/04	Unfiltered	<0.35	<0.28	<0.39	<1.7	<0.67	<2.5	<0.16	<0.17	<2.6	<3.6	<0.29	<0.26	<0.37	<0.33	<0.87
MW-30	63.47	2098.00	06/17/04	07/09/04	Filtered														
MW-30	43.93	2117.54	06/01/06	06/21/06	Unfiltered	<0.30	<0.30	<0.40	<4.2	<0.24	<1.9	<0.30	<0.21	<2.4	<6.1	<0.26	<0.47	<0.68	<0.27	<0.62
MW-31	92.38	2090.92	05/20/02	05/23/02	Unfiltered	<0.3	<0.12	<0.28	<2.8	<0.14	<0.15	<0.22	<0.23		<9.5	<0.18	<0.15	<0.49	<0.26	<0.23
MW-31	99.52	2087.00	06/17/04	07/16/04	Unfiltered	<0.35	<0.28	<0.39	<1.7	<0.67	<2.5	<0.16	<0.17	<2.6	<3.6	<0.29	<0.26	<0.37	<0.33	<0.87
MW-31	99.52	2087.00	06/17/04	07/16/04	Filtered														
MW-31	81.02	2105.50	06/01/06	06/30/06	Unfiltered	<0.30	<0.30	<0.40	<4.2	<0.24	<1.9	<0.30	<0.21	<2.4	<6.1	<0.26	<0.47	<0.68	<0.27	<0.62
MW-32	84.89	2088.49	05/20/02	05/22/02	Unfiltered	<0.3	<0.12	<0.28	<2.8	<0.14	<0.15	<0.22	<0.23		<9.5	<0.18	<0.15	<0.49	<0.26	<0.23
MW-32	89.71	2086.90	07/10/03	07/31/03	Unfiltered	<0.35	<0.28	<0.39	<1.7	<0.67	<2.5	<0.16	<0.17	<2.6	<3.6	<0.29	<0.26	<0.37	<0.33	<0.87
MW-32	92.88	2083.73	06/17/04	07/14/04	Unfiltered	<0.35	<0.28	<0.39	<1.7	<0.67	<2.5	<0.16	<0.17	<2.6	<3.6	<0.29	<0.26	<0.37	<0.33	<0.87
MW-32	92.88	2083.73	06/17/04	07/14/04	Filtered														
MW-32	74.93	2101.68	05/31/06	06/29/06	Unfiltered	<0.30	<0.30	<0.40	<4.2	<0.24	<1.9	<0.30	<0.21	<2.4	<6.1	<0.26	<0.47	<0.68	<0.27	<0.62
MW-32	74.93	2101.68	05/31/06	06/29/06	Filtered														
MW-34	47.15	2104.23	05/20/02	05/21/02	Unfiltered	<0.3	<0.12	<0.28	<2.8	<0.14	<0.15	<0.22	<0.23		<9.5	<0.18	<0.15	<0.49	<0.26	<0.23
MW-34	54.71	2099.09	06/17/04	07/02/04	Unfiltered	<0.35	<0.28	<0.39	<1.7	<0.67	<2.5	<0.16	<0.17	<2.6	<3.6	<0.29	<0.26	<0.37	<0.33	<0.87
MW-34	54.71	2099.09	06/17/04	07/02/04	Filtered														
MW-34	34.09	2119.71	06/01/05	07/05/05	Unfiltered	<0.30	<0.30	<0.40	<4.2	<0.24	<1.9	<0.30	<0.21	<2.4	<6.1	<0.26	<0.47	<0.68	<0.27	<0.62
MW-34	36.12	2117.68	06/01/06	06/22/06	Unfiltered	<0.30	<0.30	<0.40	<4.2	<0.24	<1.9	<0.30	<0.21	<2.4	<6.1	<0.26	<0.47	<0.68	<0.27	<0.62
MW-35	66.71	2101.63	05/20/02	05/21/02	Unfiltered	<0.3	<0.12	<0.28	<2.8	<0.14	<0.15	<0.22	<0.23		<9.5	<0.18	<0.15	<0.49	<0.26	<0.23

Consolidation Data Summary Table - Groundwater
Beaumont Site 1

Sample Location	Water Level Data			Sample Date	Filter Status	SW8260														
	Depth to Water (feet below ground surface)	Groundwater Elevation (feet above mean sea level)	Elevation Date			Bromomethane -ug/L	Carbon disulfide -ug/L	Carbon tetrachloride -ug/L	Chlorobenzene -ug/L	Chlorodibromomethane -ug/L	Chloroethane -ug/L	Chloroform -ug/L	Chloromethane -ug/L	Dibromomethane -ug/L	Dichlorodifluoromethane -ug/L	Dichloromethane -ug/L	Ethylbenzene -ug/L	Hexachlorobutadiene -ug/L	Isopropylbenzene -ug/L	Methyl tert-butyl ether -ug/L
MW-26	77.00	2102.93	05/20/02	05/30/02	Unfiltered															
MW-26	85.05	2098.76	06/17/04	07/19/04	Unfiltered	<0.9	<0.28	3.3	<0.19	<0.29	<0.46	13	<0.43	<0.46	<0.47	<1.7	<0.19		<0.17	<0.28
MW-26	85.05	2098.76	06/17/04	07/19/04	Filtered															
MW-26	51.17	2132.64	06/01/05	07/06/05	Unfiltered	<150	<52	<21	<18	<23	<26	<11	<89	<21	<13	<130	<8.7		<12	<15
MW-26	64.66	2119.15	06/01/06	07/13/06	Unfiltered	<29	<10	<4.2	<3.6	<4.5	<5.2	6.1 Jq	<18	<4.2	<2.7	<26	<1.7		<2.4	3.7 Jq
MW-27	83.53	2099.20	06/17/04	07/09/04	Unfiltered	<0.9	<0.28	<0.4	<0.19	<0.29	<0.46	<0.45	<0.43	<0.46	<0.47	<1.7	<0.19		<0.17	<0.28
MW-27	83.53	2099.20	06/17/04	07/09/04	Filtered															
MW-27	62.83	2119.90	05/31/06	06/30/06	Unfiltered	<2.9	<1.0	<0.42	<0.36	<0.45	<0.52	<0.22	<1.8	<0.42	<0.27	<2.6	<0.17		<0.24	<0.29
MW-28	63.71	2097.13	06/17/04	07/08/04	Filtered															
MW-28	63.71	2097.13	06/17/04	07/08/04	Unfiltered	<0.9	<0.28	<0.4	<0.19	<0.29	<0.46	<0.45	<0.43	<0.46	<0.47	<1.7	<0.19		<0.17	<0.28
MW-28	44.70	2116.14	06/01/06	07/13/06	Unfiltered	<2.9	<1.0	<0.42	<0.36	<0.45	<0.52	<0.22	<1.8	<0.42	<0.27	<2.6	<0.17		<0.24	<0.29
MW-30	55.85	2103.19	05/20/02	05/28/02	Unfiltered	<0.11	<0.3	<0.047	<0.017	<0.032	<0.016	<0.035	<0.11	<0.09	<0.04	0.7 BJakq	<0.04	<0.11	<0.077	<0.034
MW-30	63.47	2098.00	06/17/04	07/09/04	Unfiltered	<0.9	<0.28	<0.4	<0.19	<0.29	<0.46	<0.45	<0.43	<0.46	<0.47	<1.7	<0.19		<0.17	<0.28
MW-30	63.47	2098.00	06/17/04	07/09/04	Filtered															
MW-30	43.93	2117.54	06/01/06	06/21/06	Unfiltered	<2.9	<1.0	<0.42	<0.36	<0.45	<0.52	<0.22	<1.8	<0.42	<0.27	4.7 BJakq	<0.17		<0.24	<0.29
MW-31	92.38	2090.92	05/20/02	05/23/02	Unfiltered	<0.46	<0.48	<0.25	<0.16	<0.21	<0.36	<0.3	<0.19	<0.2	<0.28	1 BJkq	<0.12	<0.26	<0.19	<0.3
MW-31	99.52	2087.00	06/17/04	07/16/04	Unfiltered	<0.9	<0.28	<0.4	<0.19	<0.29	<0.46	<0.45	<0.43	<0.46	<0.47	<1.7	<0.19		<0.17	<0.28
MW-31	99.52	2087.00	06/17/04	07/16/04	Filtered															
MW-31	81.02	2105.50	06/01/06	06/30/06	Unfiltered	<2.9	<1.0	<0.42	<0.36	<0.45	<0.52	<0.22	<1.8	<0.42	<0.27	<2.6	<0.17		<0.24	<0.29
MW-32	84.89	2088.49	05/20/02	05/22/02	Unfiltered	<0.46	<0.48	<0.25	<0.16	<0.21	<0.36	<0.3	<0.19	<0.2	<0.28	1 BJakq	<0.12	<0.26	<0.19	<0.3
MW-32	89.71	2086.90	07/10/03	07/31/03	Unfiltered	<0.9	<0.28	<0.4	<0.19	<0.29	<0.46	<0.45	<0.43	<0.46	<0.47	<1.7	<0.19		<0.17	<0.28
MW-32	92.88	2083.73	06/17/04	07/14/04	Unfiltered	<0.9	<0.28	<0.4	<0.19	<0.29	<0.46	<0.45	<0.43	<0.46	<0.47	<1.7	<0.19		<0.17	<0.28
MW-32	92.88	2083.73	06/17/04	07/14/04	Filtered															
MW-32	74.93	2101.68	05/31/06	06/29/06	Unfiltered	<2.9	<1.0	<0.42	<0.36	<0.45	<0.52	<0.22	<1.8	<0.42	<0.27	3.4 BJakq	<0.17		<0.24	<0.29
MW-32	74.93	2101.68	05/31/06	06/29/06	Filtered															
MW-34	47.15	2104.23	05/20/02	05/21/02	Unfiltered	<0.46	<0.48	<0.25	<0.16	<0.21	<0.36	<0.3	<0.19	<0.2	<0.28	2 BJakq	<0.12	<0.26	<0.19	<0.3
MW-34	54.71	2099.09	06/17/04	07/02/04	Unfiltered	<0.9	<0.28	<0.4	<0.19	<0.29	<0.46	3.4	<0.43	<0.46	<0.47	<1.7	<0.19		<0.17	<0.28
MW-34	54.71	2099.09	06/17/04	07/02/04	Filtered															
MW-34	34.09	2119.71	06/01/05	07/05/05	Unfiltered	<2.9	<1.0	<0.42	<0.36	<0.45	<0.52	<0.22	<1.8	<0.42	<0.27	<2.6	<0.17		<0.24	<0.29
MW-34	36.12	2117.68	06/01/06	06/22/06	Unfiltered	<2.9	<1.0	<0.42	<0.36	<0.45	<0.52	<0.22	<1.8	<0.42	<0.27	<2.6	<0.17		<0.24	<0.29
MW-35	66.71	2101.63	05/20/02	05/21/02	Unfiltered	<0.46	<0.48	<0.25	<0.16	<0.21	<0.36	<0.3	<0.19	<0.2	<0.28	3 BJakq	<0.12	<0.26	<0.19	<0.3

Consolidation Data Summary Table - Groundwater
Beaumont Site 1

Sample Location	Water Level Data			Sample Date	Filter Status	SW8260													
	Depth to Water (feet below ground surface)	Groundwater Elevation (feet above mean sea level)	Elevation Date			Naphthalene -ug/L	Styrene -ug/L	Tetrachloroethene -ug/L	Toluene -ug/L	Trichloroethene -ug/L	Trichlorofluoromethane -ug/L	Vinyl acetate -ug/L	Vinyl chloride -ug/L	cis-1,2-Dichloroethene -ug/L	cis-1,3-Dichloropropene -ug/L	n-Butylbenzene -ug/L	m,p-Xylenes -ug/L	n-Propylbenzene -ug/L	o-Xylene -ug/L
MW-26	77.00	2102.93	05/20/02	05/30/02	Unfiltered														
MW-26	85.05	2098.76	06/17/04	07/19/04	Unfiltered	<0.56	<0.14	3.6	<0.35	1500 Bk	<0.27	<3.6	<0.35	34	<0.44	<0.34	<0.17	<0.24	<0.16
MW-26	85.05	2098.76	06/17/04	07/19/04	Filtered														
MW-26	51.17	2132.64	06/01/05	07/06/05	Unfiltered	<48	<14	<15	<17	2900	<18	<160	<17	<17	<23	<15	<19	<15	<10
MW-26	64.66	2119.15	06/01/06	07/13/06	Unfiltered	<9.5	<2.9	<2.9	<3.5	740	<3.6	<32	<3.3	14	<4.5	<2.9	<3.8	<3.0	<2.1
MW-27	83.53	2099.20	06/17/04	07/09/04	Unfiltered	<0.56	<0.14	<0.2	<0.35	1.6 Bk	<0.27	<3.6	<0.35	<0.56	<0.44	<0.34	<0.17	<0.24	<0.16
MW-27	83.53	2099.20	06/17/04	07/09/04	Filtered														
MW-27	62.83	2119.90	05/31/06	06/30/06	Unfiltered	<0.95	<0.29	<0.29	<0.35	0.66 BJkq	<0.36	<3.2	<0.33	<0.35	<0.45	<0.29	<0.38	<0.30	<0.21
MW-28	63.71	2097.13	06/17/04	07/08/04	Filtered														
MW-28	63.71	2097.13	06/17/04	07/08/04	Unfiltered	<0.56	<0.14	<0.2	<0.35	14	<0.27	<3.6	<0.35	<0.56	<0.44	<0.34	<0.17	<0.24	<0.16
MW-28	44.70	2116.14	06/01/06	07/13/06	Unfiltered	<0.95	<0.29	<0.29	<0.35	14 Bk	<0.36	<3.2	<0.33	<0.35	<0.45	<0.29	<0.38	<0.30	<0.21
MW-30	55.85	2103.19	05/20/02	05/28/02	Unfiltered	<0.21	<0.044	<0.087	<0.031	1 BJkq	<0.043		<0.03	<0.061	<0.024	<0.11	<0.11	<0.068	<0.029
MW-30	63.47	2098.00	06/17/04	07/09/04	Unfiltered	<0.56	<0.14	<0.2	<0.35	1.9 Bk	<0.27	<3.6	<0.35	<0.56	<0.44	<0.34	<0.17	<0.24	<0.16
MW-30	63.47	2098.00	06/17/04	07/09/04	Filtered														
MW-30	43.93	2117.54	06/01/06	06/21/06	Unfiltered	<0.95	<0.29	<0.29	<0.35	8.6	<0.36	<3.2	<0.33	<0.35	<0.45	<0.29	<0.38	<0.30	<0.21
MW-31	92.38	2090.92	05/20/02	05/23/02	Unfiltered	<0.09	<0.12	0.4 Jq	<0.16	<0.18	<0.22		<0.44	<0.3	<0.19	<0.29	<0.31	<0.28	<0.088
MW-31	99.52	2087.00	06/17/04	07/16/04	Unfiltered	<0.56	<0.14	<0.2	<0.35	23 Bk	<0.27	<3.6	<0.35	<0.56	<0.44	<0.34	<0.17	<0.24	<0.16
MW-31	99.52	2087.00	06/17/04	07/16/04	Filtered														
MW-31	81.02	2105.50	06/01/06	06/30/06	Unfiltered	<0.95	<0.29	<0.29	<0.35	6.1	<0.36	<3.2	<0.33	<0.35	<0.45	<0.29	<0.38	<0.30	<0.21
MW-32	84.89	2088.49	05/20/02	05/22/02	Unfiltered	<0.09	<0.12	0.5 Jq	<0.16	0.4 Jq	<0.22		<0.44	<0.3	<0.19	<0.29	<0.31	<0.28	<0.088
MW-32	89.71	2086.90	07/10/03	07/31/03	Unfiltered	<0.56	<0.14	<0.2	<0.35	<0.48	<0.27	<3.6	<0.35	<0.56	<0.44	<0.34	<0.17	<0.24	<0.16
MW-32	92.88	2083.73	06/17/04	07/14/04	Unfiltered	<0.56	<0.14	<0.2	<0.35	17 Jc	<0.27	<3.6	<0.35	<0.56	<0.44	<0.34	<0.17	<0.24	<0.16
MW-32	92.88	2083.73	06/17/04	07/14/04	Filtered														
MW-32	74.93	2101.68	05/31/06	06/29/06	Unfiltered	<0.95	<0.29	<0.29	<0.35	<0.30	<0.36	<3.2	<0.33	<0.35	<0.45	<0.29	<0.38	<0.30	<0.21
MW-32	74.93	2101.68	05/31/06	06/29/06	Filtered														
MW-34	47.15	2104.23	05/20/02	05/21/02	Unfiltered	<0.09	<0.12	<0.21	<0.16	0.4 Jq	<0.22		<0.44	<0.3	<0.19	<0.29	<0.31	<0.28	<0.088
MW-34	54.71	2099.09	06/17/04	07/02/04	Unfiltered	<0.56	<0.14	<0.2	<0.35	82	<0.27	<3.6	<0.35	<0.56	<0.44	<0.34	<0.17	<0.24	<0.16
MW-34	54.71	2099.09	06/17/04	07/02/04	Filtered														
MW-34	34.09	2119.71	06/01/05	07/05/05	Unfiltered	<0.95	<0.29	<0.29	<0.35	13	<0.36	<3.2	<0.33	<0.35	<0.45	<0.29	<0.38	<0.30	<0.21
MW-34	36.12	2117.68	06/01/06	06/22/06	Unfiltered	<0.95	<0.29	<0.29	<0.35	0.49 Jq	<0.36	<3.2	<0.33	<0.35	<0.45	<0.29	<0.38	<0.30	<0.21
MW-35	66.71	2101.63	05/20/02	05/21/02	Unfiltered	<0.09	<0.12	<0.21	<0.16	<0.18	<0.22		<0.44	<0.3	<0.19	<0.29	<0.31	<0.28	<0.088

Consolidation Data Summary Table - Groundwater
Beaumont Site 1

	Water Level Data					SW8260				SW8270	SW8330						
Sample Location	Depth to Water (feet below ground surface)	Groundwater Elevation (feet above mean sea level)	Elevation Date	Sample Date	Filter Status	sec-Butylbenzene -ug/L	tert-Butylbenzene -ug/L	trans-1,2-Dichloroethene -ug/L	trans-1,3-Dichloropropene -ug/L	1,4-Dioxane -ug/L	1,3,5-Trinitrobenzene (TNB) -ug/L	1,3-Dinitrobenzene -ug/L	2,4,6-Trinitrotoluene (TNT) -ug/L	2,4-Dinitrotoluene -ug/L	2,6-Dinitrotoluene -ug/L	2-Amino-4,6-dinitrotoluene -ug/L	2/4-Nitrotoluene -ug/L
MW-26	77.00	2102.93	05/20/02	05/30/02	Unfiltered					430							
MW-26	85.05	2098.76	06/17/04	07/19/04	Unfiltered	<0.11	<0.23	2.2	<0.3								
MW-26	85.05	2098.76	06/17/04	07/19/04	Filtered						<0.11	<0.19	<0.14	<0.07	<0.17	<0.09	<0.4
MW-26	51.17	2132.64	06/01/05	07/06/05	Unfiltered	<10	<8.7	<15	<15								
MW-26	64.66	2119.15	06/01/06	07/13/06	Unfiltered	<2.1	<1.7	<2.9	<3.1								
MW-27	83.53	2099.20	06/17/04	07/09/04	Unfiltered	<0.11	<0.23	<0.6	<0.3								
MW-27	83.53	2099.20	06/17/04	07/09/04	Filtered						<0.11	<0.19	<0.14	<0.07	<0.17	<0.09	<0.4
MW-27	62.83	2119.90	05/31/06	06/30/06	Unfiltered	<0.21	<0.17	<0.29	<0.31								
MW-28	63.71	2097.13	06/17/04	07/08/04	Filtered						<0.11	<0.19	<0.14	<0.07	<0.17	<0.09	<0.4
MW-28	63.71	2097.13	06/17/04	07/08/04	Unfiltered	<0.11	<0.23	<0.6	<0.3								
MW-28	44.70	2116.14	06/01/06	07/13/06	Unfiltered	<0.21	<0.17	<0.29	<0.31								
MW-30	55.85	2103.19	05/20/02	05/28/02	Unfiltered	<0.077	<0.078	<0.031	<0.03	<0.5							
MW-30	63.47	2098.00	06/17/04	07/09/04	Unfiltered	<0.11	<0.23	<0.6	<0.3								
MW-30	63.47	2098.00	06/17/04	07/09/04	Filtered						<0.11	<0.19	<0.14	<0.07	<0.17	<0.09	<0.4
MW-30	43.93	2117.54	06/01/06	06/21/06	Unfiltered	<0.21	<0.17	<0.29	<0.31								
MW-31	92.38	2090.92	05/20/02	05/23/02	Unfiltered	<0.29	<0.25	<0.37	<0.25	<0.5							
MW-31	99.52	2087.00	06/17/04	07/16/04	Unfiltered	<0.11	<0.23	<0.6	<0.3								
MW-31	99.52	2087.00	06/17/04	07/16/04	Filtered						<0.11	<0.19	<0.14	<0.07	<0.17	<0.09	<0.4
MW-31	81.02	2105.50	06/01/06	06/30/06	Unfiltered	<0.21	<0.17	<0.29	<0.31								
MW-32	84.89	2088.49	05/20/02	05/22/02	Unfiltered	<0.29	<0.25	<0.37	<0.25	<0.047 UJe							
MW-32	89.71	2086.90	07/10/03	07/31/03	Unfiltered	<0.11	<0.23	<0.6	<0.3								
MW-32	92.88	2083.73	06/17/04	07/14/04	Unfiltered	<0.11	<0.23	<0.6	<0.3								
MW-32	92.88	2083.73	06/17/04	07/14/04	Filtered						<0.11	<0.19	<0.14	<0.07	<0.17	<0.09	<0.4
MW-32	74.93	2101.68	05/31/06	06/29/06	Unfiltered	<0.21	<0.17	<0.29	<0.31								
MW-32	74.93	2101.68	05/31/06	06/29/06	Filtered												
MW-34	47.15	2104.23	05/20/02	05/21/02	Unfiltered	<0.29	<0.25	<0.37	<0.25	<0.5							
MW-34	54.71	2099.09	06/17/04	07/02/04	Unfiltered	<0.11	<0.23	<0.6	<0.3								
MW-34	54.71	2099.09	06/17/04	07/02/04	Filtered						<0.11 Rd	<0.19 Rd	<0.14	<0.07	<0.17	<0.09	<0.4
MW-34	34.09	2119.71	06/01/05	07/05/05	Unfiltered	<0.21	<0.17	<0.29	<0.31								
MW-34	36.12	2117.68	06/01/06	06/22/06	Unfiltered	<0.21	<0.17	<0.29	<0.31								
MW-35	66.71	2101.63	05/20/02	05/21/02	Unfiltered	<0.29	<0.25	<0.37	<0.25	<0.5							

Consolidation Data Summary Table - Groundwater
Beaumont Site 1

Sample Location	Water Level Data			Sample Date	Filter Status	SW8330					
	Depth to Water (feet below ground surface)	Groundwater Elevation (feet above mean sea level)	Elevation Date			3-Nitrotoluene -ug/L	4-Amino-2,6-dinitrotoluene -ug/L	HMX -ug/L	Nitrobenzene -ug/L	RDX -ug/L	Tetryl -ug/L
MW-26	77.00	2102.93	05/20/02	05/30/02	Unfiltered						
MW-26	85.05	2098.76	06/17/04	07/19/04	Unfiltered						
MW-26	85.05	2098.76	06/17/04	07/19/04	Filtered	<0.18	<0.08	<0.2	<0.22	<0.15	<0.12
MW-26	51.17	2132.64	06/01/05	07/06/05	Unfiltered						
MW-26	64.66	2119.15	06/01/06	07/13/06	Unfiltered						
MW-27	83.53	2099.20	06/17/04	07/09/04	Unfiltered						
MW-27	83.53	2099.20	06/17/04	07/09/04	Filtered	<0.18	<0.08	<0.2	<0.22	<0.15	<0.12
MW-27	62.83	2119.90	05/31/06	06/30/06	Unfiltered						
MW-28	63.71	2097.13	06/17/04	07/08/04	Filtered	<0.18	<0.08	<0.2	<0.22	<0.15	<0.12
MW-28	63.71	2097.13	06/17/04	07/08/04	Unfiltered						
MW-28	44.70	2116.14	06/01/06	07/13/06	Unfiltered						
MW-30	55.85	2103.19	05/20/02	05/28/02	Unfiltered						
MW-30	63.47	2098.00	06/17/04	07/09/04	Unfiltered						
MW-30	63.47	2098.00	06/17/04	07/09/04	Filtered	<0.18	<0.08	<0.2	<0.22	<0.15	<0.12
MW-30	43.93	2117.54	06/01/06	06/21/06	Unfiltered						
MW-31	92.38	2090.92	05/20/02	05/23/02	Unfiltered						
MW-31	99.52	2087.00	06/17/04	07/16/04	Unfiltered						
MW-31	99.52	2087.00	06/17/04	07/16/04	Filtered	<0.18	<0.08	<0.2	<0.22	<0.15	<0.12
MW-31	81.02	2105.50	06/01/06	06/30/06	Unfiltered						
MW-32	84.89	2088.49	05/20/02	05/22/02	Unfiltered						
MW-32	89.71	2086.90	07/10/03	07/31/03	Unfiltered						
MW-32	92.88	2083.73	06/17/04	07/14/04	Unfiltered						
MW-32	92.88	2083.73	06/17/04	07/14/04	Filtered	<0.18	<0.08	<0.2	<0.22	<0.15	<0.12
MW-32	74.93	2101.68	05/31/06	06/29/06	Unfiltered					<1.3	
MW-32	74.93	2101.68	05/31/06	06/29/06	Filtered						
MW-34	47.15	2104.23	05/20/02	05/21/02	Unfiltered						
MW-34	54.71	2099.09	06/17/04	07/02/04	Unfiltered						
MW-34	54.71	2099.09	06/17/04	07/02/04	Filtered	<0.18	<0.08	<0.2	<0.22 Rd	<0.15	<0.12
MW-34	34.09	2119.71	06/01/05	07/05/05	Unfiltered						
MW-34	36.12	2117.68	06/01/06	06/22/06	Unfiltered						
MW-35	66.71	2101.63	05/20/02	05/21/02	Unfiltered						

Consolidation Data Summary Table - Groundwater
Beaumont Site 1

	Water Level Data					E160.1	E1624	E1625C	E1625C	E218.6	E300.0				E314.0	E314.1	E524.2	SM2320
Sample Location	Depth to Water (feet below ground surface)	Groundwater Elevation (feet above mean sea level)	Elevation Date	Sample Date	Filter Status	Total Dissolved Solids -mg/L	1,1,4-Dioxane -ug/L	1,4-Dioxane -ug/L	N-Nitrosodimethylamine -ng/L	Hexavalent chromium -ug/L	Chloride -mg/L	Nitrate -mg/L	Nitrogen, as Nitrite -mg/L	Sulfate -mg/L	Perchlorate -ug/L	Perchlorate -ug/L	1,2,3-Trichloropropane -ug/L	Alkalinity, Bicarbonate (as CaCO3) -mg/L
MW-35	70.18	2100.80	07/10/03	07/31/03	Unfiltered		<1.1									<0.46		
MW-35	73.91	2097.07	06/17/04	07/14/04	Unfiltered		<1.1			1.2						<0.46		
MW-35	73.91	2097.07	06/17/04	07/14/04	Filtered													
MW-35	42.87	2128.11	06/01/05	06/30/05	Unfiltered			<1.1		0.71					<0.59			
MW-35	54.67	2116.31	05/31/06	06/20/06	Unfiltered			<0.40							<0.43			
MW-36	96.45	2106.08	05/20/02	05/21/02	Unfiltered											36.7		
MW-36	75.88	2129.30	07/10/03	07/24/03	Unfiltered		<1.1									<0.46		
MW-36	87.85	2117.33	06/17/04	07/02/04	Unfiltered		<1.1			0.50						<0.46		
MW-36	87.85	2117.33	06/17/04	07/02/04	Filtered													
MW-36	55.81	2149.37	06/01/05	07/01/05	Unfiltered			<1.1		0.46 Bk					<0.59			
MW-36	75.46	2129.72	05/31/06	06/20/06	Unfiltered			<0.40							0.71 Jq			
MW-37	38.26	1999.99	05/20/02	05/21/02	Unfiltered											<5.4		
MW-37	33.49	2007.48	07/10/03	07/23/03	Unfiltered		<1.1									<0.46		
MW-37	38.08	2002.89	06/18/04	06/29/04	Unfiltered		4.0 Jb			<0.005						<0.46		
MW-37	38.08	2002.89	06/18/04	06/29/04	Filtered													
MW-37	15.58	2025.39	06/02/05	06/27/05	Unfiltered			2.9		0.35					<0.59			
MW-37	25.02	2015.95	05/31/06	06/07/06	Unfiltered			8.8							<0.43			
MW-38	47.09	1980.49	05/20/02	05/21/02	Unfiltered											<1.8		
MW-39	39.98	2101.56	05/20/02	05/29/02	Unfiltered											808		
MW-40	38.17	2085.52	05/20/02	05/24/02	Unfiltered	255					9.3	7.4	<0.058	20.1		1250		103
MW-40	39.96	2086.43	07/10/03	07/25/03	Unfiltered		24									930		
MW-40	43.82	2082.57	06/18/04	06/30/04	Unfiltered		22			0.39 Bk						250		
MW-40	43.82	2082.57	06/18/04	06/30/04	Filtered													
MW-40	35.02	2091.37	06/01/05	07/01/05	Unfiltered			18		0.35 Bk					530			
MW-40	36.44	2089.95	05/30/06	07/06/06	Unfiltered			20							790			
MW-42	8.05	2081.81	05/20/02	05/28/02	Unfiltered	219 Bk					9.7 Bk	<0.019	<0.058	26.9 Bk		37.4		111 Bk
MW-42	9.60	2082.95	07/11/03	07/30/03	Unfiltered		33									180		
MW-42	12.20	2080.35	06/17/04	07/01/04	Unfiltered		34			<0.005						200		
MW-42	12.20	2080.35	06/17/04	07/01/04	Filtered													
MW-42	5.22	2087.33	06/01/05	06/28/05	Unfiltered			34		<0.0050					100			
MW-42	6.46	2086.09	05/30/06	06/09/06	Unfiltered			32							<0.43			

Consolidation Data Summary Table - Groundwater
Beaumont Site 1

Sample Location	Water Level Data			Sample Date	Filter Status	SW6010							
	Depth to Water (feet below ground surface)	Groundwater Elevation (feet above mean sea level)	Elevation Date			Antimony -mg/L	Arsenic -mg/L	Barium -mg/L	Beryllium -mg/L	Cadmium -mg/L	Calcium -mg/L	Chromium -mg/L	Cobalt -mg/L
MW-35	70.18	2100.80	07/10/03	07/31/03	Unfiltered								
MW-35	73.91	2097.07	06/17/04	07/14/04	Unfiltered	<0.00209	<0.00308	0.0225	<0.00017	<0.00035		<0.00035	<0.00069
MW-35	73.91	2097.07	06/17/04	07/14/04	Filtered								
MW-35	42.87	2128.11	06/01/05	06/30/05	Unfiltered	<0.00209	<0.00308	0.0239	<0.000176	<0.000350		<0.000350	<0.000696
MW-35	54.67	2116.31	05/31/06	06/20/06	Unfiltered								
MW-36	96.45	2106.08	05/20/02	05/21/02	Unfiltered								
MW-36	75.88	2129.30	07/10/03	07/24/03	Unfiltered								
MW-36	87.85	2117.33	06/17/04	07/02/04	Unfiltered	<0.00209	<0.00308	0.0570	<0.00017	<0.00035		<0.00035	<0.00069
MW-36	87.85	2117.33	06/17/04	07/02/04	Filtered								
MW-36	55.81	2149.37	06/01/05	07/01/05	Unfiltered	<0.00209	<0.00308	0.120 Bk	<0.000176	<0.000350		<0.000350	<0.000696
MW-36	75.46	2129.72	05/31/06	06/20/06	Unfiltered								
MW-37	38.26	1999.99	05/20/02	05/21/02	Unfiltered								
MW-37	33.49	2007.48	07/10/03	07/23/03	Unfiltered								
MW-37	38.08	2002.89	06/18/04	06/29/04	Unfiltered	<0.00209	<0.00308	0.0154	<0.00017	<0.00035		<0.00035	<0.00069
MW-37	38.08	2002.89	06/18/04	06/29/04	Filtered								
MW-37	15.58	2025.39	06/02/05	06/27/05	Unfiltered	<0.00209	<0.00308	0.0557	<0.000176	<0.000350		<0.000350	<0.000696
MW-37	25.02	2015.95	05/31/06	06/07/06	Unfiltered								
MW-38	47.09	1980.49	05/20/02	05/21/02	Unfiltered								
MW-39	39.98	2101.56	05/20/02	05/29/02	Unfiltered								
MW-40	38.17	2085.52	05/20/02	05/24/02	Unfiltered	0.00210 BJaq	<0.00140	0.0225	<0.0000500	<0.0000950	35.0 Bk	0.00140 BJkq	<0.000180
MW-40	39.96	2086.43	07/10/03	07/25/03	Unfiltered								
MW-40	43.82	2082.57	06/18/04	06/30/04	Unfiltered	<0.00209	<0.00308	0.0212	<0.00017	<0.00035		<0.00035	<0.00069
MW-40	43.82	2082.57	06/18/04	06/30/04	Filtered								
MW-40	35.02	2091.37	06/01/05	07/01/05	Unfiltered	<0.00209	<0.00308	0.0844 Bk	<0.000176	<0.000350		<0.000350	<0.000696
MW-40	36.44	2089.95	05/30/06	07/06/06	Unfiltered								
MW-42	8.05	2081.81	05/20/02	05/28/02	Unfiltered	0.00250 Jq	0.00600 Ba	0.0872 Bk	<0.0000500	0.000200 Jq	33.7	0.00170 BJakq	0.000730 BJkq
MW-42	9.60	2082.95	07/11/03	07/30/03	Unfiltered								
MW-42	12.20	2080.35	06/17/04	07/01/04	Unfiltered	<0.00209	<0.00308	0.0987	<0.00017	<0.00035		<0.00035	<0.00069
MW-42	12.20	2080.35	06/17/04	07/01/04	Filtered								
MW-42	5.22	2087.33	06/01/05	06/28/05	Unfiltered	<0.00209	<0.00308	0.0717	<0.000176	<0.000350		<0.000350	<0.000696
MW-42	6.46	2086.09	05/30/06	06/09/06	Unfiltered								

Consolidation Data Summary Table - Groundwater
Beaumont Site 1

Sample Location	Water Level Data			Sample Date	Filter Status	SW6010						
	Depth to Water (feet below ground surface)	Groundwater Elevation (feet above mean sea level)	Elevation Date			Copper -mg/L	Lead -mg/L	Magnesium -mg/L	Molybdenum -mg/L	Nickel -mg/L	Potassium -mg/L	Selenium -mg/L
MW-35	70.18	2100.80	07/10/03	07/31/03	Unfiltered							
MW-35	73.91	2097.07	06/17/04	07/14/04	Unfiltered	<0.00134	<0.00236		<0.0008	<0.00137		<0.00295
MW-35	73.91	2097.07	06/17/04	07/14/04	Filtered							
MW-35	42.87	2128.11	06/01/05	06/30/05	Unfiltered	<0.00134	<0.00236		<0.000800	<0.00137		<0.00295
MW-35	54.67	2116.31	05/31/06	06/20/06	Unfiltered							
MW-36	96.45	2106.08	05/20/02	05/21/02	Unfiltered							
MW-36	75.88	2129.30	07/10/03	07/24/03	Unfiltered							
MW-36	87.85	2117.33	06/17/04	07/02/04	Unfiltered	<0.00134	<0.00236		<0.0008	<0.00137		<0.00295
MW-36	87.85	2117.33	06/17/04	07/02/04	Filtered							
MW-36	55.81	2149.37	06/01/05	07/01/05	Unfiltered	<0.00134	<0.00236		<0.000800	<0.00137		<0.00295
MW-36	75.46	2129.72	05/31/06	06/20/06	Unfiltered							
MW-37	38.26	1999.99	05/20/02	05/21/02	Unfiltered							
MW-37	33.49	2007.48	07/10/03	07/23/03	Unfiltered							
MW-37	38.08	2002.89	06/18/04	06/29/04	Unfiltered	<0.00134	<0.00236		0.00649	<0.00137		<0.00295
MW-37	38.08	2002.89	06/18/04	06/29/04	Filtered							
MW-37	15.58	2025.39	06/02/05	06/27/05	Unfiltered	<0.00134	<0.00236		0.00571	0.00873		<0.00295
MW-37	25.02	2015.95	05/31/06	06/07/06	Unfiltered							
MW-38	47.09	1980.49	05/20/02	05/21/02	Unfiltered							
MW-39	39.98	2101.56	05/20/02	05/29/02	Unfiltered							
MW-40	38.17	2085.52	05/20/02	05/24/02	Unfiltered	<0.000720	<0.000660	2.42 Bk	0.000610 BJaq	0.00220 BJakq	1.58 Bk	0.00580 BJkq
MW-40	39.96	2086.43	07/10/03	07/25/03	Unfiltered							
MW-40	43.82	2082.57	06/18/04	06/30/04	Unfiltered	0.00567	<0.00236		<0.0008	<0.00137		<0.00295
MW-40	43.82	2082.57	06/18/04	06/30/04	Filtered							
MW-40	35.02	2091.37	06/01/05	07/01/05	Unfiltered	<0.00134	<0.00236		<0.000800	<0.00137		<0.00295
MW-40	36.44	2089.95	05/30/06	07/06/06	Unfiltered							
MW-42	8.05	2081.81	05/20/02	05/28/02	Unfiltered	0.00680 BJkq	0.00130 BJkq	5.12	0.00740 Bk	<0.000380	1.50 Ba	<0.00260
MW-42	9.60	2082.95	07/11/03	07/30/03	Unfiltered							
MW-42	12.20	2080.35	06/17/04	07/01/04	Unfiltered	<0.00134	<0.00236		<0.0008	<0.00137		<0.00295
MW-42	12.20	2080.35	06/17/04	07/01/04	Filtered							
MW-42	5.22	2087.33	06/01/05	06/28/05	Unfiltered	<0.00134	<0.00236		0.00528	<0.00137		<0.00295
MW-42	6.46	2086.09	05/30/06	06/09/06	Unfiltered							

Consolidation Data Summary Table - Groundwater
Beaumont Site 1

Sample Location	Water Level Data			Sample Date	Filter Status	SW6010					SW7470	SW8260			
	Depth to Water (feet below ground surface)	Groundwater Elevation (feet above mean sea level)	Elevation Date			Silver -mg/L	Sodium -mg/L	Thallium -mg/L	Vanadium -mg/L	Zinc -mg/L	Mercury -mg/L	1,1,1,2-Tetrachloroethane -ug/L	1,1,1-Trichloroethane -ug/L	1,1,2,2-Tetrachloroethane -ug/L	1,1,2-Trichloroethane -ug/L
MW-35	70.18	2100.80	07/10/03	07/31/03	Unfiltered							<0.45	<0.46	<0.19	<0.42
MW-35	73.91	2097.07	06/17/04	07/14/04	Unfiltered	<0.0004		<0.00233	<0.00031	0.0152	<0.00006	<0.45	<0.46	<0.19	<0.42
MW-35	73.91	2097.07	06/17/04	07/14/04	Filtered										
MW-35	42.87	2128.11	06/01/05	06/30/05	Unfiltered	<0.000400		<0.00233	<0.000314	<0.000848	<0.0000672	<0.37	<0.32	<0.37	<0.54
MW-35	54.67	2116.31	05/31/06	06/20/06	Unfiltered							<0.37	<0.32	<0.37	<0.54
MW-36	96.45	2106.08	05/20/02	05/21/02	Unfiltered										
MW-36	75.88	2129.30	07/10/03	07/24/03	Unfiltered							<0.45	<0.46	<0.19	<0.42
MW-36	87.85	2117.33	06/17/04	07/02/04	Unfiltered	<0.0004		<0.00233	<0.00031	<0.00084	<0.00006	<0.45	<0.46	<0.19	<0.42
MW-36	87.85	2117.33	06/17/04	07/02/04	Filtered										
MW-36	55.81	2149.37	06/01/05	07/01/05	Unfiltered	<0.000400		<0.00233	<0.000314	0.0346	<0.0000672	<0.37	<0.32	<0.37	<0.54
MW-36	75.46	2129.72	05/31/06	06/20/06	Unfiltered							<0.37	<0.32	<0.37	<0.54
MW-37	38.26	1999.99	05/20/02	05/21/02	Unfiltered							<0.27	<0.33	<0.22	<0.34
MW-37	33.49	2007.48	07/10/03	07/23/03	Unfiltered							<0.45	<0.46	<0.19	<0.42
MW-37	38.08	2002.89	06/18/04	06/29/04	Unfiltered	<0.0004		<0.00233	<0.00031	<0.00084	<0.00006	<0.45	<0.46	<0.19	<0.42
MW-37	38.08	2002.89	06/18/04	06/29/04	Filtered										
MW-37	15.58	2025.39	06/02/05	06/27/05	Unfiltered	<0.000400		<0.00233	<0.000314	<0.000848	<0.0000672	<0.37	<0.32	<0.37	<0.54
MW-37	25.02	2015.95	05/31/06	06/07/06	Unfiltered							<0.37	<0.32	<0.37	<0.54
MW-38	47.09	1980.49	05/20/02	05/21/02	Unfiltered							<0.27	<0.33	<0.22	<0.34
MW-39	39.98	2101.56	05/20/02	05/29/02	Unfiltered										
MW-40	38.17	2085.52	05/20/02	05/24/02	Unfiltered	<0.000250	30.6 Bk	0.00110 BJaq	0.00860 Jq	0.0111 Bk	0.000140 BJkq				
MW-40	39.96	2086.43	07/10/03	07/25/03	Unfiltered							<0.45	<0.46	<0.19	<0.42
MW-40	43.82	2082.57	06/18/04	06/30/04	Unfiltered	<0.0004		<0.00233	0.0108	0.0245 Bk	<0.00006	<0.45	<0.46	<0.19	<0.42
MW-40	43.82	2082.57	06/18/04	06/30/04	Filtered										
MW-40	35.02	2091.37	06/01/05	07/01/05	Unfiltered	<0.000400		<0.00233	0.0109	0.0241 Jf	<0.0000672	<0.37	<0.32	<0.37	<0.54
MW-40	36.44	2089.95	05/30/06	07/06/06	Unfiltered							<0.37	<0.32	<0.37	<0.54
MW-42	8.05	2081.81	05/20/02	05/28/02	Unfiltered	0.000810 BJakq	23.7	0.00320 BJakq	0.00200 BJkq	0.00260 BJkq	0.000200 BJkq				
MW-42	9.60	2082.95	07/11/03	07/30/03	Unfiltered							<0.45	<0.46	<0.19	<0.42
MW-42	12.20	2080.35	06/17/04	07/01/04	Unfiltered	<0.0004		<0.00233	<0.00031	<0.00084	<0.00006	<0.45	<0.46	<0.19	<0.42
MW-42	12.20	2080.35	06/17/04	07/01/04	Filtered										
MW-42	5.22	2087.33	06/01/05	06/28/05	Unfiltered	<0.000400		<0.00233	<0.000314	<0.000848	<0.0000672	<0.37	<0.32	<0.37	<0.54
MW-42	6.46	2086.09	05/30/06	06/09/06	Unfiltered							<0.37	<0.32	<0.37	<0.54

Consolidation Data Summary Table - Groundwater
Beaumont Site 1

Sample Location	Water Level Data			Sample Date	Filter Status	SW8260														
	Depth to Water (feet below ground surface)	Groundwater Elevation (feet above mean sea level)	Elevation Date			1,1,2-Trichlorotrifluoroethane -ug/L	1,1-Dichloroethane -ug/L	1,1-Dichloroethene -ug/L	1,1-Dichloropropene -ug/L	1,2,3-Trichlorobenzene -ug/L	1,2,3-Trichloropropane -ng/L	1,2,4-Trichlorobenzene -ug/L	1,2,4-Trimethylbenzene -ug/L	1,2-Dibromo-3-chloropropane -ug/L	1,2-Dibromoethane -ug/L	1,2-Dichlorobenzene -ug/L	1,2-Dichloroethane -ug/L	1,2-Dichloropropane -ug/L	1,3,5-Trimethylbenzene -ug/L	1,3-Dichlorobenzene -ug/L
MW-35	70.18	2100.80	07/10/03	07/31/03	Unfiltered		<0.4	<0.32	<0.55	<0.4	<2	<0.28	<0.22	<2.6	<0.51	<0.29	<0.35	<0.4	<0.11	<0.27
MW-35	73.91	2097.07	06/17/04	07/14/04	Unfiltered	<0.7	<0.4	<0.32	<0.55	<0.4	<810	<0.28	<0.22	<2.6	<0.51	<0.29	<0.35	<0.4	<0.11	<0.27
MW-35	73.91	2097.07	06/17/04	07/14/04	Filtered															
MW-35	42.87	2128.11	06/01/05	06/30/05	Unfiltered	<0.54	<0.53	<0.31	<0.21	<0.39	<2.3	<0.35	<0.26	<2.5	<0.81	<0.24	<0.22	<0.28	<0.19	<0.38
MW-35	54.67	2116.31	05/31/06	06/20/06	Unfiltered	<0.54	<0.53	<0.31	<0.21	<0.39	<2.3	<0.35	<0.26	<2.5	<0.81	<0.24	<0.22	<0.28	<0.19	<0.38
MW-36	96.45	2106.08	05/20/02	05/21/02	Unfiltered															
MW-36	75.88	2129.30	07/10/03	07/24/03	Unfiltered		<0.4	<0.32	<0.55	<0.4	<2	<0.28	<0.22	<2.6	<0.51	<0.29	<0.35	<0.4	<0.11	<0.27
MW-36	87.85	2117.33	06/17/04	07/02/04	Unfiltered	<0.7	<0.4	11	<0.55	<0.4	<810	<0.28	<0.22	<2.6	<0.51	<0.29	<0.35	<0.4	<0.11	<0.27
MW-36	87.85	2117.33	06/17/04	07/02/04	Filtered															
MW-36	55.81	2149.37	06/01/05	07/01/05	Unfiltered	<0.54	<0.53	<0.31	<0.21	<0.39	<2.3	<0.35	<0.26	<2.5	<0.81	<0.24	<0.22	<0.28	<0.19	<0.38
MW-36	75.46	2129.72	05/31/06	06/20/06	Unfiltered	<0.54	<0.53	<0.31	<0.21	<0.39	<2.3	<0.35	<0.26	<2.5	<0.81	<0.24	<0.22	<0.28	<0.19	<0.38
MW-37	38.26	1999.99	05/20/02	05/21/02	Unfiltered		<0.28	3 Jq	<0.16	<0.3	<0.46	<0.37	<0.2	<0.59	<0.18	<0.099	<0.38	<0.16	<0.15	<0.3
MW-37	33.49	2007.48	07/10/03	07/23/03	Unfiltered		<0.4	1.1	<0.55	<0.4	<2	<0.28	<0.22	<2.6	<0.51	<0.29	<0.35	<0.4	<0.11	<0.27
MW-37	38.08	2002.89	06/18/04	06/29/04	Unfiltered	<0.7	<0.4	1.9	<0.55	<0.4	<810	<0.28	<0.22	<2.6	<0.51	<0.29	<0.35	<0.4	<0.11	<0.27
MW-37	38.08	2002.89	06/18/04	06/29/04	Filtered															
MW-37	15.58	2025.39	06/02/05	06/27/05	Unfiltered	<0.54	<0.53	1.7	<0.21	<0.39	<2.3	<0.35	<0.26	<2.5	<0.81	<0.24	<0.22	<0.28	<0.19	<0.38
MW-37	25.02	2015.95	05/31/06	06/07/06	Unfiltered	<0.54	0.68 Jq	3.9	<0.21	<0.39	<2.3	<0.35	<0.26	<2.5	<0.81	<0.24	<0.22	<0.28	<0.19	<0.38
MW-38	47.09	1980.49	05/20/02	05/21/02	Unfiltered		<0.28	<0.56	<0.16	<0.3	<0.46	<0.37	<0.2	<0.59	<0.18	<0.099	<0.38	<0.16	<0.15	<0.3
MW-39	39.98	2101.56	05/20/02	05/29/02	Unfiltered															
MW-40	38.17	2085.52	05/20/02	05/24/02	Unfiltered															
MW-40	39.96	2086.43	07/10/03	07/25/03	Unfiltered		<0.4	20	<0.55	<0.4	<2	<0.28	<0.22	<2.6	<0.51	<0.29	<0.35	<0.4	<0.11	<0.27
MW-40	43.82	2082.57	06/18/04	06/30/04	Unfiltered	<0.7	1.1	17	<0.55	<0.4	<810	<0.28	<0.22	<2.6	<0.51	<0.29	<0.35	<0.4	<0.11	<0.27
MW-40	43.82	2082.57	06/18/04	06/30/04	Filtered															
MW-40	35.02	2091.37	06/01/05	07/01/05	Unfiltered	<0.54	<0.53	12	<0.21	<0.39	<2.3	<0.35	<0.26	<2.5	<0.81	<0.24	<0.22	<0.28	<0.19	<0.38
MW-40	36.44	2089.95	05/30/06	07/06/06	Unfiltered	<0.54	0.88 Jq	7.1	<0.21	<0.39	<2.3	<0.35	<0.26	<2.5	<0.81	<0.24	<0.22	<0.28	<0.19	<0.38
MW-42	8.05	2081.81	05/20/02	05/28/02	Unfiltered															
MW-42	9.60	2082.95	07/11/03	07/30/03	Unfiltered		7.0	93	<0.55	<0.4	<2	<0.28	<0.22	<2.6	<0.51	<0.29	0.89	<0.4	<0.11	<0.27
MW-42	12.20	2080.35	06/17/04	07/01/04	Unfiltered	<0.7	4.7	79	<0.55	<0.4	<810	<0.28	<0.22	<2.6	<0.51	<0.29	0.70	<0.4	<0.11	<0.27
MW-42	12.20	2080.35	06/17/04	07/01/04	Filtered															
MW-42	5.22	2087.33	06/01/05	06/28/05	Unfiltered	<0.54	5.1	89	<0.21	<0.39	<2.3	<0.35	<0.26	<2.5	<0.81	<0.24	0.98	<0.28	<0.19	<0.38
MW-42	6.46	2086.09	05/30/06	06/09/06	Unfiltered	<0.54	3.6	89	<0.21	<0.39	<2.3	<0.35	<0.26	<2.5	<0.81	<0.24	0.90	<0.28	<0.19	<0.38

Consolidation Data Summary Table - Groundwater
Beaumont Site 1

Sample Location	Water Level Data			Sample Date	Filter Status	SW8260													
	Depth to Water (feet below ground surface)	Groundwater Elevation (feet above mean sea level)	Elevation Date			1,3-Dichloropropane -ug/L	1,4-Dichlorobenzene -ug/L	2,2-Dichloropropane -ug/L	2-Butanone (MEK) -ug/L	2-Chlorotoluene -ug/L	2-Hexanone -ug/L	4-Chlorotoluene -ug/L	4-Isopropyltoluene -ug/L	4-Methyl-2-pentanone -ug/L	Acetone -ug/L	Benzene -ug/L	Bromobenzene -ug/L	Chlorobromomethane -ug/L	Bromodichloromethane -ug/L	Bromoform -ug/L
MW-35	70.18	2100.80	07/10/03	07/31/03	Unfiltered	<0.35	<0.28	<0.39	<1.7	<0.67	<2.5	<0.16	<0.17	<2.6	<3.6	<0.29	<0.26	<0.37	<0.33	<0.87
MW-35	73.91	2097.07	06/17/04	07/14/04	Unfiltered	<0.35	<0.28	<0.39	<1.7	<0.67	<2.5	<0.16	<0.17	<2.6	<3.6	<0.29	<0.26	<0.37	<0.33	<0.87
MW-35	73.91	2097.07	06/17/04	07/14/04	Filtered															
MW-35	42.87	2128.11	06/01/05	06/30/05	Unfiltered	<0.30	<0.30	<0.40	<4.2	<0.24	<1.9	<0.30	<0.21	<2.4	<6.1	<0.26	<0.47	<0.68	<0.27	<0.62
MW-35	54.67	2116.31	05/31/06	06/20/06	Unfiltered	<0.30	<0.30	<0.40	<4.2	<0.24	<1.9	<0.30	<0.21	<2.4	7.8 BJakq	<0.26	<0.47	<0.68	<0.27	<0.62
MW-36	96.45	2106.08	05/20/02	05/21/02	Unfiltered															
MW-36	75.88	2129.30	07/10/03	07/24/03	Unfiltered	<0.35	<0.28	<0.39	<1.7	<0.67	<2.5	<0.16	<0.17	<2.6	<3.6	<0.29	<0.26	<0.37	<0.33	<0.87
MW-36	87.85	2117.33	06/17/04	07/02/04	Unfiltered	<0.35	<0.28	<0.39	<1.7	<0.67	<2.5	<0.16	<0.17	<2.6	<3.6	<0.29	<0.26	<0.37	<0.33	<0.87
MW-36	87.85	2117.33	06/17/04	07/02/04	Filtered															
MW-36	55.81	2149.37	06/01/05	07/01/05	Unfiltered	<0.30	<0.30	<0.40	<4.2	<0.24	<1.9	<0.30	<0.21	<2.4	<6.1	<0.26	<0.47	<0.68	<0.27	<0.62
MW-36	75.46	2129.72	05/31/06	06/20/06	Unfiltered	<0.30	<0.30	<0.40	<4.2	<0.24	<1.9	<0.30	<0.21	<2.4	9.0 BJakq	<0.26	<0.47	<0.68	<0.27	<0.62
MW-37	38.26	1999.99	05/20/02	05/21/02	Unfiltered	<0.3	<0.12	<0.28	<2.8	<0.14	<0.15	<0.22	<0.23		<9.5	<0.18	<0.15	<0.49	<0.26	<0.23
MW-37	33.49	2007.48	07/10/03	07/23/03	Unfiltered	<0.35	<0.28	<0.39	<1.7	<0.67	<2.5	<0.16	<0.17	<2.6	<3.6	<0.29	<0.26	<0.37	<0.33	<0.87
MW-37	38.08	2002.89	06/18/04	06/29/04	Unfiltered	<0.35	<0.28	<0.39	<1.7	<0.67	<2.5	<0.16	<0.17	<2.6	<3.6	<0.29	<0.26	<0.37	<0.33	<0.87
MW-37	38.08	2002.89	06/18/04	06/29/04	Filtered.															
MW-37	15.58	2025.39	06/02/05	06/27/05	Unfiltered	<0.30	<0.30	<0.40	<4.2	<0.24	<1.9	<0.30	<0.21	<2.4	<6.1	<0.26	<0.47	<0.68	<0.27	<0.62
MW-37	25.02	2015.95	05/31/06	06/07/06	Unfiltered	<0.30	<0.30	<0.40	<4.2	<0.24	<1.9	<0.30	<0.21	<2.4	<6.1	<0.26	<0.47	<0.68	<0.27	<0.62
MW-38	47.09	1980.49	05/20/02	05/21/02	Unfiltered	<0.3	<0.12	<0.28	<2.8	<0.14	<0.15	<0.22	<0.23		<9.5	<0.18	<0.15	<0.49	<0.26	<0.23
MW-39	39.98	2101.56	05/20/02	05/29/02	Unfiltered															
MW-40	38.17	2085.52	05/20/02	05/24/02	Unfiltered															
MW-40	39.96	2086.43	07/10/03	07/25/03	Unfiltered	<0.35	<0.28	<0.39	<1.7	<0.67	<2.5	<0.16	<0.17	<2.6	<3.6	<0.29	<0.26	<0.37	<0.33	<0.87
MW-40	43.82	2082.57	06/18/04	06/30/04	Unfiltered	<0.35	<0.28	<0.39	<1.7	<0.67	<2.5	<0.16	<0.17	<2.6	<3.6	<0.29	<0.26	<0.37	<0.33	<0.87
MW-40	43.82	2082.57	06/18/04	06/30/04	Filtered															
MW-40	35.02	2091.37	06/01/05	07/01/05	Unfiltered	<0.30	<0.30	<0.40	<4.2	<0.24	<1.9	<0.30	<0.21	<2.4	<6.1	<0.26	<0.47	<0.68	<0.27	<0.62
MW-40	36.44	2089.95	05/30/06	07/06/06	Unfiltered	<0.30	<0.30	<0.40	<4.2	<0.24	<1.9	<0.30	<0.21	<2.4	<6.1	<0.26	<0.47	<0.68	<0.27	<0.62
MW-42	8.05	2081.81	05/20/02	05/28/02	Unfiltered															
MW-42	9.60	2082.95	07/11/03	07/30/03	Unfiltered	<0.35	<0.28	<0.39	<1.7	<0.67	<2.5	<0.16	<0.17	<2.6	<3.6	<0.29	<0.26	<0.37	<0.33	<0.87
MW-42	12.20	2080.35	06/17/04	07/01/04	Unfiltered	<0.35	<0.28	<0.39	<1.7	<0.67	<2.5	<0.16	<0.17	<2.6	<3.6	<0.29	<0.26	<0.37	<0.33	<0.87
MW-42	12.20	2080.35	06/17/04	07/01/04	Filtered															
MW-42	5.22	2087.33	06/01/05	06/28/05	Unfiltered	<0.30	<0.30	<0.40	<4.2	<0.24	<1.9	<0.30	<0.21	<2.4	<6.1	<0.26	<0.47	<0.68	<0.27	<0.62
MW-42	6.46	2086.09	05/30/06	06/09/06	Unfiltered	<0.30	<0.30	<0.40	<4.2	<0.24	<1.9	<0.30	<0.21	<2.4	<6.1	<0.26	<0.47	<0.68	<0.27	<0.62

Consolidation Data Summary Table - Groundwater
Beaumont Site 1

	Water Level Data					SW8260														
Sample Location	Depth to Water (feet below ground surface)	Groundwater Elevation (feet above mean sea level)	Elevation Date	Sample Date	Filter Status	Bromomethane -ug/L	Carbon disulfide -ug/L	Carbon tetrachloride -ug/L	Chlorobenzene -ug/L	Chlorodibromomethane -ug/L	Chloroethane -ug/L	Chloroform -ug/L	Chloromethane -ug/L	Dibromomethane -ug/L	Dichlorodifluoromethane -ug/L	Dichloromethane -ug/L	Ethylbenzene -ug/L	Hexachlorobutadiene -ug/L	Isopropylbenzene -ug/L	Methyl tert-butyl ether -ug/L
MW-35	70.18	2100.80	07/10/03	07/31/03	Unfiltered	<0.9	<0.28	<0.4	<0.19	<0.29	<0.46	<0.45	<0.43	<0.46	<0.47	<1.7	<0.19		<0.17	<0.28
MW-35	73.91	2097.07	06/17/04	07/14/04	Unfiltered	<0.9	<0.28	<0.4	<0.19	<0.29	<0.46	<0.45	<0.43	<0.46	<0.47	<1.7	<0.19		<0.17	<0.28
MW-35	73.91	2097.07	06/17/04	07/14/04	Filtered															
MW-35	42.87	2128.11	06/01/05	06/30/05	Unfiltered	<2.9	<1.0	<0.42	<0.36	<0.45	<0.52	<0.22	<1.8	<0.42	<0.27	<2.6	<0.17		<0.24	<0.29
MW-35	54.67	2116.31	05/31/06	06/20/06	Unfiltered	<2.9	<1.0	<0.42	<0.36	<0.45	<0.52	<0.22	<1.8	<0.42	<0.27	4.2 BJkq	<0.17		<0.24	<0.29
MW-36	96.45	2106.08	05/20/02	05/21/02	Unfiltered															
MW-36	75.88	2129.30	07/10/03	07/24/03	Unfiltered	<0.9	<0.28	<0.4	<0.19	<0.29	<0.46	<0.45	<0.43	<0.46	<0.47	<1.7	<0.19		<0.17	<0.28
MW-36	87.85	2117.33	06/17/04	07/02/04	Unfiltered	<0.9	<0.28	<0.4	<0.19	<0.29	<0.46	<0.45	<0.43	<0.46	<0.47	<1.7	<0.19		<0.17	<0.28
MW-36	87.85	2117.33	06/17/04	07/02/04	Filtered															
MW-36	55.81	2149.37	06/01/05	07/01/05	Unfiltered	<2.9	<1.0	<0.42	<0.36	<0.45	<0.52	<0.22	<1.8	<0.42	<0.27	<2.6	<0.17		<0.24	<0.29
MW-36	75.46	2129.72	05/31/06	06/20/06	Unfiltered	<2.9	<1.0	<0.42	<0.36	<0.45	<0.52	<0.22	<1.8	<0.42	<0.27	4.1 BJkq	<0.17		<0.24	<0.29
MW-37	38.26	1999.99	05/20/02	05/21/02	Unfiltered	<0.46	<0.48	<0.25	<0.16	<0.21	<0.36	<0.3	<0.19	<0.2	<0.28	2 BJakq	<0.12	<0.26	<0.19	<0.3
MW-37	33.49	2007.48	07/10/03	07/23/03	Unfiltered	<0.9	<0.28	<0.4	<0.19	<0.29	<0.46	<0.45	<0.43	<0.46	<0.47	<1.7	<0.19		<0.17	<0.28
MW-37	38.08	2002.89	06/18/04	06/29/04	Unfiltered	<0.9	<0.28	<0.4	<0.19	<0.29	<0.46	<0.45	<0.43	<0.46	<0.47	<1.7	<0.19		<0.17	<0.28
MW-37	38.08	2002.89	06/18/04	06/29/04	Filtered															
MW-37	15.58	2025.39	06/02/05	06/27/05	Unfiltered	<2.9	<1.0	<0.42	<0.36	<0.45	<0.52	<0.22	<1.8	<0.42	<0.27	<2.6	<0.17		<0.24	<0.29
MW-37	25.02	2015.95	05/31/06	06/07/06	Unfiltered	<2.9	<1.0	<0.42	<0.36	<0.45	<0.52	<0.22	<1.8	<0.42	<0.27	64 Bak	<0.17		<0.24	<0.29
MW-38	47.09	1980.49	05/20/02	05/21/02	Unfiltered	<0.46	<0.48	<0.25	<0.16	<0.21	<0.36	<0.3	<0.19	<0.2	<0.28	3 BJakq	<0.12	<0.26	<0.19	<0.3
MW-39	39.98	2101.56	05/20/02	05/29/02	Unfiltered															
MW-40	38.17	2085.52	05/20/02	05/24/02	Unfiltered															
MW-40	39.96	2086.43	07/10/03	07/25/03	Unfiltered	<0.9	<0.28	<0.4	<0.19	<0.29	<0.46	<0.45	<0.43	<0.46	<0.47	<1.7	<0.19		<0.17	<0.28
MW-40	43.82	2082.57	06/18/04	06/30/04	Unfiltered	<0.9	<0.28	<0.4	<0.19	<0.29	<0.46	<0.45	<0.43	<0.46	<0.47	<1.7	<0.19		<0.17	<0.28
MW-40	43.82	2082.57	06/18/04	06/30/04	Filtered															
MW-40	35.02	2091.37	06/01/05	07/01/05	Unfiltered	<2.9	<1.0	<0.42	<0.36	<0.45	<0.52	<0.22	<1.8	<0.42	<0.27	<2.6	<0.17		<0.24	<0.29
MW-40	36.44	2089.95	05/30/06	07/06/06	Unfiltered	<2.9	<1.0	<0.42	<0.36	<0.45	<0.52	0.69 BJkq	<1.8	<0.42	<0.27	<2.6	<0.17		<0.24	<0.29
MW-42	8.05	2081.81	05/20/02	05/28/02	Unfiltered															
MW-42	9.60	2082.95	07/11/03	07/30/03	Unfiltered	<0.9	<0.28	<0.4	<0.19	<0.29	<0.46	<0.45	<0.43	<0.46	<0.47	<1.7	<0.19		<0.17	<0.28
MW-42	12.20	2080.35	06/17/04	07/01/04	Unfiltered	<0.9	<0.28	<0.4	<0.19	<0.29	<0.46	<0.45	<0.43	<0.46	<0.47	<1.7	<0.19		<0.17	<0.28
MW-42	12.20	2080.35	06/17/04	07/01/04	Filtered															
MW-42	5.22	2087.33	06/01/05	06/28/05	Unfiltered	<2.9	<1.0	<0.42	<0.36	<0.45	<0.52	<0.22	<1.8	<0.42	<0.27	<2.6	<0.17		<0.24	<0.29
MW-42	6.46	2086.09	05/30/06	06/09/06	Unfiltered	<2.9	<1.0	<0.42	<0.36	<0.45	<0.52	<0.22	<1.8	<0.42	<0.27	<2.6	<0.17		<0.24	<0.29

Consolidation Data Summary Table - Groundwater
Beaumont Site 1

Sample Location	Water Level Data			Sample Date	Filter Status	SW8260													
	Depth to Water (feet below ground surface)	Groundwater Elevation (feet above mean sea level)	Elevation Date			Naphthalene -ug/L	Styrene -ug/L	Tetrachloroethene -ug/L	Toluene -ug/L	Trichloroethene -ug/L	Trichlorofluoromethane -ug/L	Vinyl acetate -ug/L	Vinyl chloride -ug/L	cis-1,2-Dichloroethene -ug/L	cis-1,3-Dichloropropene -ug/L	n-Butylbenzene -ug/L	m,p-Xylenes -ug/L	n-Propylbenzene -ug/L	o-Xylene -ug/L
MW-35	70.18	2100.80	07/10/03	07/31/03	Unfiltered	<0.56	<0.14	<0.2	<0.35	<0.48	<0.27	<3.6	<0.35	<0.56	<0.44	<0.34	<0.17	<0.24	<0.16
MW-35	73.91	2097.07	06/17/04	07/14/04	Unfiltered	<0.56	<0.14	<0.2	<0.35	4.9 Jc	<0.27	<3.6	<0.35	<0.56	<0.44	<0.34	<0.17	<0.24	<0.16
MW-35	73.91	2097.07	06/17/04	07/14/04	Filtered														
MW-35	42.87	2128.11	06/01/05	06/30/05	Unfiltered	<0.95	<0.29	<0.29	<0.35	<0.30	<0.36	<3.2	<0.33	<0.35	<0.45	<0.29	<0.38	<0.30	<0.21
MW-35	54.67	2116.31	05/31/06	06/20/06	Unfiltered	<0.95	<0.29	<0.29	<0.35	<0.30	<0.36	<3.2	<0.33	<0.35	<0.45	<0.29	<0.38	<0.30	<0.21
MW-36	96.45	2106.08	05/20/02	05/21/02	Unfiltered														
MW-36	75.88	2129.30	07/10/03	07/24/03	Unfiltered	<0.56	<0.14	<0.2	<0.35	<0.48	<0.27	<3.6	<0.35	<0.56	<0.44	<0.34	<0.17	<0.24	<0.16
MW-36	87.85	2117.33	06/17/04	07/02/04	Unfiltered	<0.56	<0.14	<0.2	<0.35	13	<0.27	<3.6	<0.35	<0.56	<0.44	<0.34	<0.17	<0.24	<0.16
MW-36	87.85	2117.33	06/17/04	07/02/04	Filtered														
MW-36	55.81	2149.37	06/01/05	07/01/05	Unfiltered	<0.95	<0.29	<0.29	<0.35	<0.30	<0.36	<3.2	<0.33	<0.35	<0.45	<0.29	<0.38	<0.30	<0.21
MW-36	75.46	2129.72	05/31/06	06/20/06	Unfiltered	<0.95	<0.29	<0.29	<0.35	<0.30	<0.36	<3.2	<0.33	<0.35	<0.45	<0.29	<0.38	<0.30	<0.21
MW-37	38.26	1999.99	05/20/02	05/21/02	Unfiltered	<0.09	<0.12	<0.21	<0.16	3 Jq	<0.22		<0.44	<0.3	<0.19	<0.29	<0.31	<0.28	<0.088
MW-37	33.49	2007.48	07/10/03	07/23/03	Unfiltered	<0.56	<0.14	<0.2	<0.35	<0.48	<0.27	<3.6	<0.35	<0.56	<0.44	<0.34	<0.17	<0.24	<0.16
MW-37	38.08	2002.89	06/18/04	06/29/04	Unfiltered	<0.56	<0.14	<0.2	<0.35	<0.48	<0.27	<3.6	<0.35	<0.56	<0.44	<0.34	<0.17	<0.24	<0.16
MW-37	38.08	2002.89	06/18/04	06/29/04	Filtered														
MW-37	15.58	2025.39	06/02/05	06/27/05	Unfiltered	<0.95	<0.29	<0.29	1.5	<0.30	<0.36	<3.2	<0.33	<0.35	<0.45	<0.29	<0.38	<0.30	<0.21
MW-37	25.02	2015.95	05/31/06	06/07/06	Unfiltered	<0.95	<0.29	<0.29	<0.35	1.9	<0.36	<3.2	<0.33	<0.35	<0.45	<0.29	<0.38	<0.30	<0.21
MW-38	47.09	1980.49	05/20/02	05/21/02	Unfiltered	<0.09	<0.12	<0.21	<0.16	<0.18	<0.22		<0.44	<0.3	<0.19	<0.29	<0.31	<0.28	<0.088
MW-39	39.98	2101.56	05/20/02	05/29/02	Unfiltered														
MW-40	38.17	2085.52	05/20/02	05/24/02	Unfiltered														
MW-40	39.96	2086.43	07/10/03	07/25/03	Unfiltered	<0.56	<0.14	<0.2	<0.35	25	<0.27	<3.6	<0.35	<0.56	<0.44	<0.34	<0.17	<0.24	<0.16
MW-40	43.82	2082.57	06/18/04	06/30/04	Unfiltered	<0.56	<0.14	<0.2	<0.35	21	<0.27	<3.6	<0.35	<0.56	<0.44	<0.34	<0.17	<0.24	<0.16
MW-40	43.82	2082.57	06/18/04	06/30/04	Filtered														
MW-40	35.02	2091.37	06/01/05	07/01/05	Unfiltered	<0.95	<0.29	<0.29	<0.35	16	<0.36	<3.2	<0.33	<0.35	<0.45	<0.29	<0.38	<0.30	<0.21
MW-40	36.44	2089.95	05/30/06	07/06/06	Unfiltered	<0.95	<0.29	<0.29	<0.35	14	<0.36	<3.2	<0.33	<0.35	<0.45	<0.29	<0.38	<0.30	<0.21
MW-42	8.05	2081.81	05/20/02	05/28/02	Unfiltered														
MW-42	9.60	2082.95	07/11/03	07/30/03	Unfiltered	<0.56	<0.14	<0.2	42	84	<0.27	<3.6	0.95	1.4	<0.44	<0.34	<0.17	<0.24	<0.16
MW-42	12.20	2080.35	06/17/04	07/01/04	Unfiltered	<0.56	<0.14	<0.2	<0.35	64	<0.27	<3.6	0.90	1.4	<0.44	<0.34	<0.17	<0.24	<0.16
MW-42	12.20	2080.35	06/17/04	07/01/04	Filtered														
MW-42	5.22	2087.33	06/01/05	06/28/05	Unfiltered	<0.95	<0.29	<0.29	<0.35	88	<0.36	<3.2	1.2	1.6	<0.45	<0.29	<0.38	<0.30	<0.21
MW-42	6.46	2086.09	05/30/06	06/09/06	Unfiltered	<0.95	<0.29	<0.29	<0.35	79	<0.36	<3.2	1.4	2.8	<0.45	<0.29	<0.38	<0.30	<0.21

Consolidation Data Summary Table - Groundwater
Beaumont Site 1

Sample Location	Water Level Data			Sample Date	Filter Status	SW8260				SW8270	SW8330						
	Depth to Water (feet below ground surface)	Groundwater Elevation (feet above mean sea level)	Elevation Date			sec-Butylbenzene -ug/L	tert-Butylbenzene -ug/L	trans-1,2-Dichloroethene -ug/L	trans-1,3-Dichloropropene -ug/L	1,4-Dioxane -ug/L	1,3,5-Trinitrobenzene (TNB) -ug/L	1,3-Dinitrobenzene -ug/L	2,4,6-Trinitrotoluene (TNT) -ug/L	2,4-Dinitrotoluene -ug/L	2,6-Dinitrotoluene -ug/L	2-Amino-4,6-dinitrotoluene -ug/L	2/4-Nitrotoluene -ug/L
MW-35	70.18	2100.80	07/10/03	07/31/03	Unfiltered	<0.11	<0.23	<0.6	<0.3								
MW-35	73.91	2097.07	06/17/04	07/14/04	Unfiltered	<0.11	<0.23	<0.6	<0.3								
MW-35	73.91	2097.07	06/17/04	07/14/04	Filtered						<0.11	<0.19	<0.14	<0.07	<0.17	<0.09	<0.4
MW-35	42.87	2128.11	06/01/05	06/30/05	Unfiltered	<0.21	<0.17	<0.29	<0.31								
MW-35	54.67	2116.31	05/31/06	06/20/06	Unfiltered	<0.21	<0.17	<0.29	<0.31								
MW-36	96.45	2106.08	05/20/02	05/21/02	Unfiltered					<0.5							
MW-36	75.88	2129.30	07/10/03	07/24/03	Unfiltered	<0.11	<0.23	<0.6	<0.3								
MW-36	87.85	2117.33	06/17/04	07/02/04	Unfiltered	<0.11	<0.23	<0.6	<0.3								
MW-36	87.85	2117.33	06/17/04	07/02/04	Filtered						<0.11 Rd	<0.19 Rd	<0.14	<0.07	<0.17	<0.09	<0.4
MW-36	55.81	2149.37	06/01/05	07/01/05	Unfiltered	<0.21	<0.17	<0.29	<0.31								
MW-36	75.46	2129.72	05/31/06	06/20/06	Unfiltered	<0.21	<0.17	<0.29	<0.31								
MW-37	38.26	1999.99	05/20/02	05/21/02	Unfiltered	<0.29	<0.25	<0.37	<0.25	11							
MW-37	33.49	2007.48	07/10/03	07/23/03	Unfiltered	<0.11	<0.23	<0.6	<0.3								
MW-37	38.08	2002.89	06/18/04	06/29/04	Unfiltered	<0.11	<0.23	<0.6	<0.3								
MW-37	38.08	2002.89	06/18/04	06/29/04	Filtered						<0.11 Rd	<0.19 Rd	<0.14 Rd	<0.07 Rd	<0.17	<0.09	<0.4
MW-37	15.58	2025.39	06/02/05	06/27/05	Unfiltered	<0.21	<0.17	<0.29	<0.31								
MW-37	25.02	2015.95	05/31/06	06/07/06	Unfiltered	<0.21	<0.17	<0.29	<0.31								
MW-38	47.09	1980.49	05/20/02	05/21/02	Unfiltered	<0.29	<0.25	<0.37	<0.25	<0.5							
MW-39	39.98	2101.56	05/20/02	05/29/02	Unfiltered					10							
MW-40	38.17	2085.52	05/20/02	05/24/02	Unfiltered					31 Je							
MW-40	39.96	2086.43	07/10/03	07/25/03	Unfiltered	<0.11	<0.23	<0.6	<0.3								
MW-40	43.82	2082.57	06/18/04	06/30/04	Unfiltered	<0.11	<0.23	<0.6	<0.3								
MW-40	43.82	2082.57	06/18/04	06/30/04	Filtered						<0.11 Rd	<0.19 Rd	<0.14 Rd	<0.07 Rd	<0.17	<0.09	<0.4
MW-40	35.02	2091.37	06/01/05	07/01/05	Unfiltered	<0.21	<0.17	<0.29	<0.31								
MW-40	36.44	2089.95	05/30/06	07/06/06	Unfiltered	<0.21	<0.17	<0.29	<0.31								
MW-42	8.05	2081.81	05/20/02	05/28/02	Unfiltered					34							
MW-42	9.60	2082.95	07/11/03	07/30/03	Unfiltered	<0.11	<0.23	<0.6	<0.3								
MW-42	12.20	2080.35	06/17/04	07/01/04	Unfiltered	<0.11	<0.23	<0.6	<0.3								
MW-42	12.20	2080.35	06/17/04	07/01/04	Filtered						<0.11 Rd	<0.19 Rd	<0.14	<0.07	<0.17	<0.09	<0.4
MW-42	5.22	2087.33	06/01/05	06/28/05	Unfiltered	<0.21	<0.17	<0.29	<0.31								
MW-42	6.46	2086.09	05/30/06	06/09/06	Unfiltered	<0.21	<0.17	<0.29	<0.31								

Consolidation Data Summary Table - Groundwater
Beaumont Site 1

	Water Level Data					SW8330					
Sample Location	Depth to Water (feet below ground surface)	Groundwater Elevation (feet above mean sea level)	Elevation Date	Sample Date	Filter Status	3-Nitrotoluene -ug/L	4-Amino-2,6-dinitrotoluene -ug/L	HMX -ug/L	Nitrobenzene -ug/L	RDX -ug/L	Tetryl -ug/L
MW-35	70.18	2100.80	07/10/03	07/31/03	Unfiltered						
MW-35	73.91	2097.07	06/17/04	07/14/04	Unfiltered						
MW-35	73.91	2097.07	06/17/04	07/14/04	Filtered	<0.18	<0.08	<0.2	<0.22	<0.15	<0.12
MW-35	42.87	2128.11	06/01/05	06/30/05	Unfiltered						
MW-35	54.67	2116.31	05/31/06	06/20/06	Unfiltered						
MW-36	96.45	2106.08	05/20/02	05/21/02	Unfiltered						
MW-36	75.88	2129.30	07/10/03	07/24/03	Unfiltered						
MW-36	87.85	2117.33	06/17/04	07/02/04	Unfiltered						
MW-36	87.85	2117.33	06/17/04	07/02/04	Filtered	<0.18	<0.08	<0.2	<0.22 Rd	<0.15	<0.12
MW-36	55.81	2149.37	06/01/05	07/01/05	Unfiltered						
MW-36	75.46	2129.72	05/31/06	06/20/06	Unfiltered						
MW-37	38.26	1999.99	05/20/02	05/21/02	Unfiltered						
MW-37	33.49	2007.48	07/10/03	07/23/03	Unfiltered						
MW-37	38.08	2002.89	06/18/04	06/29/04	Unfiltered						
MW-37	38.08	2002.89	06/18/04	06/29/04	Filtered	<0.18	<0.08 Rd	<0.2 Rd	<0.22 Rd	<0.15	<0.12
MW-37	15.58	2025.39	06/02/05	06/27/05	Unfiltered						
MW-37	25.02	2015.95	05/31/06	06/07/06	Unfiltered						
MW-38	47.09	1980.49	05/20/02	05/21/02	Unfiltered						
MW-39	39.98	2101.56	05/20/02	05/29/02	Unfiltered						
MW-40	38.17	2085.52	05/20/02	05/24/02	Unfiltered						
MW-40	39.96	2086.43	07/10/03	07/25/03	Unfiltered						
MW-40	43.82	2082.57	06/18/04	06/30/04	Unfiltered						
MW-40	43.82	2082.57	06/18/04	06/30/04	Filtered	<0.18	<0.08 Rd	<0.2 Rd	<0.22 Rd	<0.15	<0.12
MW-40	35.02	2091.37	06/01/05	07/01/05	Unfiltered						
MW-40	36.44	2089.95	05/30/06	07/06/06	Unfiltered						
MW-42	8.05	2081.81	05/20/02	05/28/02	Unfiltered						
MW-42	9.60	2082.95	07/11/03	07/30/03	Unfiltered						
MW-42	12.20	2080.35	06/17/04	07/01/04	Unfiltered						
MW-42	12.20	2080.35	06/17/04	07/01/04	Filtered	<0.18	<0.08	<0.2	<0.22 Rd	<0.15	<0.12
MW-42	5.22	2087.33	06/01/05	06/28/05	Unfiltered						
MW-42	6.46	2086.09	05/30/06	06/09/06	Unfiltered						

Consolidation Data Summary Table - Groundwater
Beaumont Site 1

	Water Level Data					E160.1	E1624	E1625C	E1625C	E218.6	E300.0				E314.0	E314.1	E524.2	SM2320
Sample Location	Depth to Water (feet below ground surface)	Groundwater Elevation (feet above mean sea level)	Elevation Date	Sample Date	Filter Status	Total Dissolved Solids -mg/L	1,4-Dioxane -ug/L	1,4-Dioxane -ug/L	N-Nitrosodimethylamine -ng/L	Hexavalent chromium -ug/L	Chloride -mg/L	Nitrate -mg/L	Nitrogen, as Nitrite -mg/L	Sulfate -mg/L	Perchlorate -ug/L	Perchlorate -ug/L	1,2,3-Trichloropropane -ug/L	Alkalinity, Bicarbonate (as CaCO3) -mg/L
MW-43	5.41	2060.40	05/20/02	05/29/02	Unfiltered	146 Bk					6.4 Bk	0.49 Bk	<0.036	10.1 Bk		89.6		79.6
MW-43	6.25	2062.33	07/10/03	07/22/03	Unfiltered		15									110		
MW-43	7.38	2061.20	06/18/04	06/25/04	Unfiltered		13			0.29 Bk						140		
MW-43	7.38	2061.20	06/18/04	06/25/04	Filtered													
MW-43	3.68	2064.90	05/31/06	06/06/06	Unfiltered			11	<0.48	0.26					72		0.0028 BJaq	
MW-43	3.68	2064.90	05/31/06	06/06/06	Filtered													
MW-45	0.00	2068.90	05/20/02	05/20/02	Unfiltered	143					6.4	1.7	<0.036	10.2		336		64.9
MW-45	0.00	2071.63	07/10/03	07/22/03	Unfiltered		16									320		
MW-45	0.00	2071.63	06/18/04	06/25/04	Unfiltered		14			0.52 Bk						300		
MW-45	0.00	2071.63	06/18/04	06/25/04	Filtered													
MW-45	0.00	2071.63	06/02/05	06/22/05	Unfiltered			15		0.53					210			
MW-45	0.00	2071.63	05/31/06	06/06/06	Filtered													
MW-45	0.00	2071.63	05/31/06	06/06/06	Unfiltered			10	<0.48	0.22					190		<0.0017	
MW-46	51.82	2017.58	05/20/02	05/23/02	Unfiltered	254					7.4	0.10	<0.036	10.5		<36		159
MW-46	52.79	2019.38	06/18/04	06/29/04	Unfiltered		10 Jb			<0.005						<0.46		
MW-46	52.79	2019.38	06/18/04	07/15/04	Filtered													
MW-46	37.49	2034.68	06/02/05	06/29/05	Unfiltered			8.9		0.99					37			
MW-46	46.12	2026.05	05/31/06	07/05/06	Unfiltered			9.2							5.2			
MW-47	0.00	2077.68	05/20/02	05/20/02	Unfiltered											12.5		
MW-47	0.00	2077.68	07/10/03	07/22/03	Unfiltered		<1.1									16		
MW-47	0.00	2077.68	06/18/04	06/25/04	Unfiltered		<1.1			0.73 Bk						17		
MW-47	0.00	2077.68	06/18/04	06/25/04	Filtered													
MW-47	0.00	2077.68	06/02/05	06/22/05	Unfiltered			<1.1		0.70					19			
MW-47	0.00	2077.68	05/31/06	06/07/06	Unfiltered			<0.40							9.4			
MW-48	10.29	2066.21	07/10/03	07/22/03	Unfiltered		<1.1									<0.46		
MW-48	11.51	2064.99	06/18/04	06/25/04	Unfiltered		2.1			0.25 Bk						<0.46		
MW-48	11.51	2064.99	06/18/04	06/25/04	Filtered													
MW-48	6.60	2069.90	05/31/06	06/07/06	Unfiltered			<0.40							<0.43			
MW-49	31.30	2099.62	07/11/03	07/25/03	Unfiltered		24									740		
MW-49	34.83	2096.09	06/17/04	07/01/04	Unfiltered		22			1.3						720		
MW-49	34.83	2096.09	06/17/04	07/01/04	Filtered													

Consolidation Data Summary Table - Groundwater
Beaumont Site 1

Sample Location	Water Level Data			Sample Date	Filter Status	SW6010							
	Depth to Water (feet below ground surface)	Groundwater Elevation (feet above mean sea level)	Elevation Date			Antimony -mg/L	Arsenic -mg/L	Barium -mg/L	Beryllium -mg/L	Cadmium -mg/L	Calcium -mg/L	Chromium -mg/L	Cobalt -mg/L
MW-43	5.41	2060.40	05/20/02	05/29/02	Unfiltered	<0.00180	0.00220 BJkq	0.0808	<0.0000500	0.000150 BJkq	24.8	0.00100 BJkq	<0.000180
MW-43	6.25	2062.33	07/10/03	07/22/03	Unfiltered								
MW-43	7.38	2061.20	06/18/04	06/25/04	Unfiltered	<0.00209	<0.00308	0.0715	<0.00017	<0.00035		<0.00035	<0.00069
MW-43	7.38	2061.20	06/18/04	06/25/04	Filtered								
MW-43	3.68	2064.90	05/31/06	06/06/06	Unfiltered		<0.00308		<0.000176	<0.000350			
MW-43	3.68	2064.90	05/31/06	06/06/06	Filtered		<0.00308		<0.000176	<0.000350			
MW-45	0.00	2068.90	05/20/02	05/20/02	Unfiltered	<0.00180	0.00190 Jq	0.0728	<0.0000500	0.000620 BJakq	22.8	0.00150 BJkq	<0.000180
MW-45	0.00	2071.63	07/10/03	07/22/03	Unfiltered								
MW-45	0.00	2071.63	06/18/04	06/25/04	Unfiltered	<0.00209	<0.00308	0.0593	<0.00017	<0.00035		<0.00035	<0.00069
MW-45	0.00	2071.63	06/18/04	06/25/04	Filtered								
MW-45	0.00	2071.63	06/02/05	06/22/05	Unfiltered	<0.00209	<0.00308	0.0715	<0.000176	<0.000350		<0.000350	<0.000696
MW-45	0.00	2071.63	05/31/06	06/06/06	Filtered		<0.00308		<0.000176	<0.000350			
MW-45	0.00	2071.63	05/31/06	06/06/06	Unfiltered		<0.00308		<0.000176	<0.000350			
MW-46	51.82	2017.58	05/20/02	05/23/02	Unfiltered	0.00330 BJakq	<0.00140	0.130	<0.0000500	0.000350 BJkq	37.7	0.00100 BJkq	0.000390 BJaq
MW-46	52.79	2019.38	06/18/04	06/29/04	Unfiltered	<0.00209	<0.00308	0.109	<0.00017	<0.00035		<0.00035	<0.00069
MW-46	52.79	2019.38	06/18/04	07/15/04	Filtered								
MW-46	37.49	2034.68	06/02/05	06/29/05	Unfiltered	<0.00209	<0.00308	0.0709	<0.000176	<0.000350		<0.000350	<0.000696
MW-46	46.12	2026.05	05/31/06	07/05/06	Unfiltered								
MW-47	0.00	2077.68	05/20/02	05/20/02	Unfiltered								
MW-47	0.00	2077.68	07/10/03	07/22/03	Unfiltered								
MW-47	0.00	2077.68	06/18/04	06/25/04	Unfiltered	<0.00209	<0.00308	0.0608	<0.00017	<0.00035		<0.00035	<0.00069
MW-47	0.00	2077.68	06/18/04	06/25/04	Filtered								
MW-47	0.00	2077.68	06/02/05	06/22/05	Unfiltered	<0.00209	<0.00308	0.0684	<0.000176	<0.000350		<0.000350	<0.000696
MW-47	0.00	2077.68	05/31/06	06/07/06	Unfiltered								
MW-48	10.29	2066.21	07/10/03	07/22/03	Unfiltered								
MW-48	11.51	2064.99	06/18/04	06/25/04	Unfiltered	<0.00209	<0.00308	0.0671	<0.00017	<0.00035		<0.00035	<0.00069
MW-48	11.51	2064.99	06/18/04	06/25/04	Filtered								
MW-48	6.60	2069.90	05/31/06	06/07/06	Unfiltered								
MW-49	31.30	2099.62	07/11/03	07/25/03	Unfiltered								
MW-49	34.83	2096.09	06/17/04	07/01/04	Unfiltered	<0.00209	<0.00308	0.0789	<0.00017	<0.00035		<0.00035	<0.00069
MW-49	34.83	2096.09	06/17/04	07/01/04	Filtered								

Consolidation Data Summary Table - Groundwater
Beaumont Site 1

Sample Location	Water Level Data			Sample Date	Filter Status	SW6010						
	Depth to Water (feet below ground surface)	Groundwater Elevation (feet above mean sea level)	Elevation Date			Copper -mg/L	Lead -mg/L	Magnesium -mg/L	Molybdenum -mg/L	Nickel -mg/L	Potassium -mg/L	Selenium -mg/L
MW-43	5.41	2060.40	05/20/02	05/29/02	Unfiltered	0.00130 BJkq	0.00110 BJkq	3.52	0.00590	<0.000380	1.32 Ba	<0.00260
MW-43	6.25	2062.33	07/10/03	07/22/03	Unfiltered							
MW-43	7.38	2061.20	06/18/04	06/25/04	Unfiltered	<0.00134	<0.00236		0.00709	<0.00137		<0.00295
MW-43	7.38	2061.20	06/18/04	06/25/04	Filtered							
MW-43	3.68	2064.90	05/31/06	06/06/06	Unfiltered		<0.00236					
MW-43	3.68	2064.90	05/31/06	06/06/06	Filtered		<0.00236					
MW-45	0.00	2068.90	05/20/02	05/20/02	Unfiltered	0.000980 BJakq	0.00220 BJakq	3.84	0.00740	0.00180 BJkq	2.58	<0.00260
MW-45	0.00	2071.63	07/10/03	07/22/03	Unfiltered							
MW-45	0.00	2071.63	06/18/04	06/25/04	Unfiltered	<0.00134	<0.00236		0.00786	<0.00137		<0.00295
MW-45	0.00	2071.63	06/18/04	06/25/04	Filtered							
MW-45	0.00	2071.63	06/02/05	06/22/05	Unfiltered	<0.00134	<0.00236		0.00603	<0.00137		<0.00295
MW-45	0.00	2071.63	05/31/06	06/06/06	Filtered		<0.00236					
MW-45	0.00	2071.63	05/31/06	06/06/06	Unfiltered		<0.00236					
MW-46	51.82	2017.58	05/20/02	05/23/02	Unfiltered	0.00490 BJakq	0.000710 Jq	4.90	0.0105	0.00170 BJakq	1.54	<0.00260
MW-46	52.79	2019.38	06/18/04	06/29/04	Unfiltered	<0.00134	<0.00236		0.00565	<0.00137		<0.00295
MW-46	52.79	2019.38	06/18/04	07/15/04	Filtered							
MW-46	37.49	2034.68	06/02/05	06/29/05	Unfiltered	<0.00134	<0.00236		0.00714	<0.00137		<0.00295
MW-46	46.12	2026.05	05/31/06	07/05/06	Unfiltered							
MW-47	0.00	2077.68	05/20/02	05/20/02	Unfiltered							
MW-47	0.00	2077.68	07/10/03	07/22/03	Unfiltered							
MW-47	0.00	2077.68	06/18/04	06/25/04	Unfiltered	<0.00134	<0.00236		0.00612	<0.00137		<0.00295
MW-47	0.00	2077.68	06/18/04	06/25/04	Filtered							
MW-47	0.00	2077.68	06/02/05	06/22/05	Unfiltered	<0.00134	<0.00236		0.00574	<0.00137		<0.00295
MW-47	0.00	2077.68	05/31/06	06/07/06	Unfiltered							
MW-48	10.29	2066.21	07/10/03	07/22/03	Unfiltered							
MW-48	11.51	2064.99	06/18/04	06/25/04	Unfiltered	<0.00134	<0.00236		<0.0008	<0.00137		<0.00295
MW-48	11.51	2064.99	06/18/04	06/25/04	Filtered							
MW-48	6.60	2069.90	05/31/06	06/07/06	Unfiltered							
MW-49	31.30	2099.62	07/11/03	07/25/03	Unfiltered							
MW-49	34.83	2096.09	06/17/04	07/01/04	Unfiltered	<0.00134	<0.00236		<0.0008	<0.00137		<0.00295
MW-49	34.83	2096.09	06/17/04	07/01/04	Filtered							

Consolidation Data Summary Table - Groundwater
Beaumont Site 1

	Water Level Data					SW6010					SW7470	SW8260			
Sample Location	Depth to Water (feet below ground surface)	Groundwater Elevation (feet above mean sea level)	Elevation Date	Sample Date	Filter Status	Silver -mg/L	Sodium -mg/L	Thallium -mg/L	Vanadium -mg/L	Zinc -mg/L	Mercury -mg/L	1,1,1,2-Tetrachloroethane -ug/L	1,1,1-Trichloroethane -ug/L	1,1,2,2-Tetrachloroethane -ug/L	1,1,2-Trichloroethane -ug/L
MW-43	5.41	2060.40	05/20/02	05/29/02	Unfiltered	<0.000250	15.3	0.00180 Jq	0.00310 Jq	0.00740 BJkq	0.000110 BJkq	<0.27	<0.33	<0.22	<0.34
MW-43	6.25	2062.33	07/10/03	07/22/03	Unfiltered							<0.45	<0.46	<0.19	<0.42
MW-43	7.38	2061.20	06/18/04	06/25/04	Unfiltered	<0.0004		<0.00233	<0.00031	<0.00084	<0.00006	<0.45	<0.46	<0.19	<0.42
MW-43	7.38	2061.20	06/18/04	06/25/04	Filtered										
MW-43	3.68	2064.90	05/31/06	06/06/06	Unfiltered							<0.37	<0.32	<0.37	<0.54
MW-43	3.68	2064.90	05/31/06	06/06/06	Filtered										
MW-45	0.00	2068.90	05/20/02	05/20/02	Unfiltered	<0.000250	14.2	0.000920 BJaq	0.00570 Jq	0.00820 BJkq	0.000110 BJkq	<0.27	<0.33	<0.22	<0.34
MW-45	0.00	2071.63	07/10/03	07/22/03	Unfiltered							<0.45	<0.46	<0.19	<0.42
MW-45	0.00	2071.63	06/18/04	06/25/04	Unfiltered	<0.0004		<0.00233	<0.00031	<0.00084	<0.00006	<0.45	<0.46	<0.19	<0.42
MW-45	0.00	2071.63	06/18/04	06/25/04	Filtered										
MW-45	0.00	2071.63	06/02/05	06/22/05	Unfiltered	<0.000400		<0.00233	<0.000314	<0.000848	<0.0000672	<0.37	<0.32	<0.37	<0.54
MW-45	0.00	2071.63	05/31/06	06/06/06	Filtered										
MW-45	0.00	2071.63	05/31/06	06/06/06	Unfiltered							<0.37	<0.32	<0.37	<0.54
MW-46	51.82	2017.58	05/20/02	05/23/02	Unfiltered	0.000720 BJakq	26.5	0.00280 BJakq	0.00750 Jq	0.0106 Bk	0.000160 BJkq	<0.27	<0.33	<0.22	<0.34
MW-46	52.79	2019.38	06/18/04	06/29/04	Unfiltered	<0.0004		<0.00233	<0.00031	<0.00084	<0.00006	<0.45	<0.46	<0.19	<0.42
MW-46	52.79	2019.38	06/18/04	07/15/04	Filtered										
MW-46	37.49	2034.68	06/02/05	06/29/05	Unfiltered	<0.000400		<0.00233	<0.000314	0.0103	<0.0000672	<0.37	<0.32	<0.37	<0.54
MW-46	46.12	2026.05	05/31/06	07/05/06	Unfiltered							<0.37	<0.32	<0.37	<0.54
MW-47	0.00	2077.68	05/20/02	05/20/02	Unfiltered							<0.27	<0.33	<0.22	<0.34
MW-47	0.00	2077.68	07/10/03	07/22/03	Unfiltered							<0.45	<0.46	<0.19	<0.42
MW-47	0.00	2077.68	06/18/04	06/25/04	Unfiltered	<0.0004		<0.00233	0.00547	<0.00084	<0.00006	<0.45	<0.46	<0.19	<0.42
MW-47	0.00	2077.68	06/18/04	06/25/04	Filtered										
MW-47	0.00	2077.68	06/02/05	06/22/05	Unfiltered	<0.000400		<0.00233	0.00653	<0.000848	<0.0000672	<0.37	<0.32	<0.37	<0.54
MW-47	0.00	2077.68	05/31/06	06/07/06	Unfiltered							<0.37	<0.32	<0.37	<0.54
MW-48	10.29	2066.21	07/10/03	07/22/03	Unfiltered							<0.45	<0.46	<0.19	<0.42
MW-48	11.51	2064.99	06/18/04	06/25/04	Unfiltered	<0.0004		<0.00233	<0.00031	<0.00084	<0.00006	<0.45	<0.46	<0.19	<0.42
MW-48	11.51	2064.99	06/18/04	06/25/04	Filtered										
MW-48	6.60	2069.90	05/31/06	06/07/06	Unfiltered							<0.37	<0.32	<0.37	<0.54
MW-49	31.30	2099.62	07/11/03	07/25/03	Unfiltered							<0.45	1.5	<0.19	<0.42
MW-49	34.83	2096.09	06/17/04	07/01/04	Unfiltered	<0.0004		<0.00233	0.00585	<0.00084	<0.00006	<0.45	1.2	<0.19	<0.42
MW-49	34.83	2096.09	06/17/04	07/01/04	Filtered										

Consolidation Data Summary Table - Groundwater
Beaumont Site 1

Sample Location	Water Level Data			Sample Date	Filter Status	SW8260														
	Depth to Water (feet below ground surface)	Groundwater Elevation (feet above mean sea level)	Elevation Date			1,1,2-Trichlorotrifluoroethane -ug/L	1,1-Dichloroethane -ug/L	1,1-Dichloroethene -ug/L	1,1-Dichloropropene -ug/L	1,2,3-Trichlorobenzene -ug/L	1,2,3-Trichloropropane -ng/L	1,2,4-Trichlorobenzene -ug/L	1,2,4-Trimethylbenzene -ug/L	1,2-Dibromo-3-chloropropane -ug/L	1,2-Dibromoethane -ug/L	1,2-Dichlorobenzene -ug/L	1,2-Dichloroethane -ug/L	1,2-Dichloropropane -ug/L	1,3,5-Trimethylbenzene -ug/L	1,3-Dichlorobenzene -ug/L
MW-43	5.41	2060.40	05/20/02	05/29/02	Unfiltered		0.6 Jq	8	<0.16	<0.3	<0.46	<0.37	<0.2	<0.59	<0.18	<0.099	<0.38	<0.16	<0.15	<0.3
MW-43	6.25	2062.33	07/10/03	07/22/03	Unfiltered		<0.4	6.2	<0.55	<0.4	<2	<0.28	<0.22	<2.6	<0.51	<0.29	<0.35	<0.4	<0.11	<0.27
MW-43	7.38	2061.20	06/18/04	06/25/04	Unfiltered	<0.7	<0.4	6.7	<0.55	<0.4	<2	<0.28	<0.22	<2.6	<0.51	<0.29	<0.35	<0.4	<0.11	<0.27
MW-43	7.38	2061.20	06/18/04	06/25/04	Filtered															
MW-43	3.68	2064.90	05/31/06	06/06/06	Unfiltered	<0.54	0.54 Jq	5.5	<0.21	<0.39	<2.3	<0.35	<0.26	<2.5	<0.81	<0.24	<0.22	<0.28	<0.19	<0.38
MW-43	3.68	2064.90	05/31/06	06/06/06	Filtered															
MW-45	0.00	2068.90	05/20/02	05/20/02	Unfiltered		0.5 Jq	9	<0.16	<0.3	<0.46	<0.37	<0.2	<0.59	<0.18	<0.099	<0.38	<0.16	<0.15	<0.3
MW-45	0.00	2071.63	07/10/03	07/22/03	Unfiltered		<0.4	9.2	<0.55	<0.4	<2	<0.28	<0.22	<2.6	<0.51	<0.29	<0.35	<0.4	<0.11	<0.27
MW-45	0.00	2071.63	06/18/04	06/25/04	Unfiltered	<0.7	<0.4	9.5	<0.55	<0.4	<810	<0.28	<0.22	<2.6	<0.51	<0.29	<0.35	<0.4	<0.11	<0.27
MW-45	0.00	2071.63	06/18/04	06/25/04	Filtered															
MW-45	0.00	2071.63	06/02/05	06/22/05	Unfiltered	<0.54	<0.53	8.6	<0.21	<0.39	<2.3	<0.35	<0.26	<2.5	<0.81	<0.24	<0.22	<0.28	<0.19	<0.38
MW-45	0.00	2071.63	05/31/06	06/06/06	Filtered															
MW-45	0.00	2071.63	05/31/06	06/06/06	Unfiltered	<0.54	<0.53	7.0	<0.21	<0.39	<2.3	<0.35	<0.26	<2.5	<0.81	<0.24	<0.22	<0.28	<0.19	<0.38
MW-46	51.82	2017.58	05/20/02	05/23/02	Unfiltered		<0.28	<0.56	<0.16	<0.3	<0.46	<0.37	<0.2	<0.59	<0.18	<0.099	<0.38	<0.16	<0.15	<0.3
MW-46	52.79	2019.38	06/18/04	06/29/04	Unfiltered	<0.7	<0.4	2.1	<0.55	<0.4	<810	<0.28	<0.22	<2.6	<0.51	<0.29	<0.35	<0.4	<0.11	<0.27
MW-46	52.79	2019.38	06/18/04	07/15/04	Filtered															
MW-46	37.49	2034.68	06/02/05	06/29/05	Unfiltered	<0.54	<0.53	2.1	<0.21	<0.39	<2.3	<0.35	<0.26	<2.5	<0.81	<0.24	<0.22	<0.28	<0.19	<0.38
MW-46	46.12	2026.05	05/31/06	07/05/06	Unfiltered	<0.54	<0.53	3.8 Bk	<0.21	<0.39	<2.3	<0.35	<0.26	<2.5	<0.81	<0.24	<0.22	<0.28	<0.19	<0.38
MW-47	0.00	2077.68	05/20/02	05/20/02	Unfiltered		<0.28	<0.56	<0.16	<0.3	<0.46	<0.37	<0.2	<0.59	<0.18	<0.099	<0.38	<0.16	<0.15	<0.3
MW-47	0.00	2077.68	07/10/03	07/22/03	Unfiltered		<0.4	<0.32	<0.55	<0.4	<2	<0.28	<0.22	<2.6	<0.51	<0.29	<0.35	<0.4	<0.11	<0.27
MW-47	0.00	2077.68	06/18/04	06/25/04	Unfiltered	<0.7	<0.4	<0.32	<0.55	<0.4	<810	<0.28	<0.22	<2.6	<0.51	<0.29	<0.35	<0.4	<0.11	<0.27
MW-47	0.00	2077.68	06/18/04	06/25/04	Filtered															
MW-47	0.00	2077.68	06/02/05	06/22/05	Unfiltered	<0.54	<0.53	<0.31	<0.21	<0.39	<2.3	<0.35	<0.26	<2.5	<0.81	<0.24	<0.22	<0.28	<0.19	<0.38
MW-47	0.00	2077.68	05/31/06	06/07/06	Unfiltered	<0.54	<0.53	<0.31	<0.21	<0.39	<2.3	<0.35	<0.26	<2.5	<0.81	<0.24	<0.22	<0.28	<0.19	<0.38
MW-48	10.29	2066.21	07/10/03	07/22/03	Unfiltered		<0.4	<0.32	<0.55	<0.4	<2	<0.28	<0.22	<2.6	<0.51	<0.29	<0.35	<0.4	<0.11	<0.27
MW-48	11.51	2064.99	06/18/04	06/25/04	Unfiltered	<0.7	<0.4	<0.32	<0.55	<0.4	<810	<0.28	<0.22	<2.6	<0.51	<0.29	<0.35	<0.4	<0.11	<0.27
MW-48	11.51	2064.99	06/18/04	06/25/04	Filtered															
MW-48	6.60	2069.90	05/31/06	06/07/06	Unfiltered	<0.54	<0.53	<0.31	<0.21	<0.39	<2.3	<0.35	<0.26	<2.5	<0.81	<0.24	<0.22	<0.28	<0.19	<0.38
MW-49	31.30	2099.62	07/11/03	07/25/03	Unfiltered		<0.4	16	<0.55	<0.4	<2	<0.28	<0.22	<2.6	<0.51	<0.29	<0.35	<0.4	<0.11	<0.27
MW-49	34.83	2096.09	06/17/04	07/01/04	Unfiltered	<0.7	<0.4	16	<0.55	<0.4	<810	<0.28	<0.22	<2.6	<0.51	<0.29	<0.35	<0.4	<0.11	<0.27
MW-49	34.83	2096.09	06/17/04	07/01/04	Filtered															

Consolidation Data Summary Table - Groundwater
Beaumont Site 1

Sample Location	Water Level Data			Sample Date	Filter Status	SW8260													
	Depth to Water (feet below ground surface)	Groundwater Elevation (feet above mean sea level)	Elevation Date			1,3-Dichloropropane -ug/L	1,4-Dichlorobenzene -ug/L	2,2-Dichloropropane -ug/L	2-Butanone (MEK) -ug/L	2-Chlorotoluene -ug/L	2-Hexanone -ug/L	4-Chlorotoluene -ug/L	4-Isopropyltoluene -ug/L	4-Methyl-2-pentanone -ug/L	Acetone -ug/L	Benzene -ug/L	Bromobenzene -ug/L	Chlorobromomethane -ug/L	Bromodichloromethane -ug/L	Bromoform -ug/L
MW-43	5.41	2060.40	05/20/02	05/29/02	Unfiltered	<0.3	<0.12	<0.28	<2.8	<0.14	<0.15	<0.22	<0.23		<9.5	<0.18	<0.15	<0.49	<0.26	<0.23
MW-43	6.25	2062.33	07/10/03	07/22/03	Unfiltered	<0.35	<0.28	<0.39	<1.7	<0.67	<2.5	<0.16	<0.17	<2.6	<3.6	<0.29	<0.26	<0.37	<0.33	<0.87
MW-43	7.38	2061.20	06/18/04	06/25/04	Unfiltered	<0.35	<0.28	<0.39	<1.7	<0.67	<2.5	<0.16	<0.17	<2.6	<3.6	<0.29	<0.26	<0.37	<0.33	<0.87
MW-43	7.38	2061.20	06/18/04	06/25/04	Filtered															
MW-43	3.68	2064.90	05/31/06	06/06/06	Unfiltered	<0.30	<0.30	<0.40	<4.2	<0.24	<1.9	<0.30	<0.21	<2.4	<6.1	<0.26	<0.47	<0.68	<0.27	<0.62
MW-43	3.68	2064.90	05/31/06	06/06/06	Filtered															
MW-45	0.00	2068.90	05/20/02	05/20/02	Unfiltered	<0.3	<0.12	<0.28	<2.8	<0.14	<0.15	<0.22	<0.23		<9.5	<0.18	<0.15	<0.49	<0.26	<0.23
MW-45	0.00	2071.63	07/10/03	07/22/03	Unfiltered	<0.35	<0.28	<0.39	<1.7	<0.67	<2.5	<0.16	<0.17	<2.6	<3.6	<0.29	<0.26	<0.37	<0.33	<0.87
MW-45	0.00	2071.63	06/18/04	06/25/04	Unfiltered	<0.35	<0.28	<0.39	<1.7	<0.67	<2.5	<0.16	<0.17	<2.6	<3.6	<0.29	<0.26	<0.37	<0.33	<0.87
MW-45	0.00	2071.63	06/18/04	06/25/04	Filtered															
MW-45	0.00	2071.63	06/02/05	06/22/05	Unfiltered	<0.30	<0.30	<0.40	<4.2	<0.24	<1.9	<0.30	<0.21	<2.4	<6.1	<0.26	<0.47	<0.68	<0.27	<0.62
MW-45	0.00	2071.63	05/31/06	06/06/06	Filtered															
MW-45	0.00	2071.63	05/31/06	06/06/06	Unfiltered	<0.30	<0.30	<0.40	<4.2	<0.24	<1.9	<0.30	<0.21	<2.4	<6.1	<0.26	<0.47	<0.68	<0.27	<0.62
MW-46	51.82	2017.58	05/20/02	05/23/02	Unfiltered	<0.3	<0.12	<0.28	<2.8	<0.14	<0.15	<0.22	<0.23		<9.5	<0.18	<0.15	<0.49	<0.26	<0.23
MW-46	52.79	2019.38	06/18/04	06/29/04	Unfiltered	<0.35	<0.28	<0.39	<1.7	<0.67	<2.5	<0.16	<0.17	<2.6	<3.6	<0.29	<0.26	<0.37	<0.33	<0.87
MW-46	52.79	2019.38	06/18/04	07/15/04	Filtered															
MW-46	37.49	2034.68	06/02/05	06/29/05	Unfiltered	<0.30	<0.30	<0.40	<4.2	<0.24	<1.9	<0.30	<0.21	<2.4	<6.1	<0.26	<0.47	<0.68	<0.27	<0.62
MW-46	46.12	2026.05	05/31/06	07/05/06	Unfiltered	<0.30	<0.30	<0.40	<4.2	<0.24	<1.9	<0.30	<0.21	<2.4	7.1 BJkq	<0.26	<0.47	<0.68	<0.27	<0.62
MW-47	0.00	2077.68	05/20/02	05/20/02	Unfiltered	<0.3	<0.12	<0.28	<2.8	<0.14	<0.15	<0.22	<0.23		<9.5	<0.18	<0.15	<0.49	<0.26	<0.23
MW-47	0.00	2077.68	07/10/03	07/22/03	Unfiltered	<0.35	<0.28	<0.39	<1.7	<0.67	<2.5	<0.16	<0.17	<2.6	<3.6	<0.29	<0.26	<0.37	<0.33	<0.87
MW-47	0.00	2077.68	06/18/04	06/25/04	Unfiltered	<0.35	<0.28	<0.39	<1.7	<0.67	<2.5	<0.16	<0.17	<2.6	<3.6	<0.29	<0.26	<0.37	<0.33	<0.87
MW-47	0.00	2077.68	06/18/04	06/25/04	Filtered															
MW-47	0.00	2077.68	06/02/05	06/22/05	Unfiltered	<0.30	<0.30	<0.40	<4.2	<0.24	<1.9	<0.30	<0.21	<2.4	<6.1	<0.26	<0.47	<0.68	<0.27	<0.62
MW-47	0.00	2077.68	05/31/06	06/07/06	Unfiltered	<0.30	<0.30	<0.40	<4.2	<0.24	<1.9	<0.30	<0.21	<2.4	<6.1	<0.26	<0.47	<0.68	<0.27	<0.62
MW-48	10.29	2066.21	07/10/03	07/22/03	Unfiltered	<0.35	<0.28	<0.39	<1.7	<0.67	<2.5	<0.16	<0.17	<2.6	<3.6	<0.29	<0.26	<0.37	<0.33	<0.87
MW-48	11.51	2064.99	06/18/04	06/25/04	Unfiltered	<0.35	<0.28	<0.39	<1.7	<0.67	<2.5	<0.16	<0.17	<2.6	<3.6	<0.29	<0.26	<0.37	<0.33	<0.87
MW-48	11.51	2064.99	06/18/04	06/25/04	Filtered															
MW-48	6.60	2069.90	05/31/06	06/07/06	Unfiltered	<0.30	<0.30	<0.40	<4.2	<0.24	<1.9	<0.30	<0.21	<2.4	<6.1	<0.26	<0.47	<0.68	<0.27	<0.62
MW-49	31.30	2099.62	07/11/03	07/25/03	Unfiltered	<0.35	<0.28	<0.39	<1.7	<0.67	<2.5	<0.16	<0.17	<2.6	<3.6	<0.29	<0.26	<0.37	<0.33	<0.87
MW-49	34.83	2096.09	06/17/04	07/01/04	Unfiltered	<0.35	<0.28	<0.39	<1.7	<0.67	<2.5	<0.16	<0.17	<2.6	<3.6	<0.29	<0.26	<0.37	<0.33	<0.87
MW-49	34.83	2096.09	06/17/04	07/01/04	Filtered															

Consolidation Data Summary Table - Groundwater
Beaumont Site 1

Sample Location	Water Level Data			Sample Date	Filter Status	SW8260														
	Depth to Water (feet below ground surface)	Groundwater Elevation (feet above mean sea level)	Elevation Date			Bromomethane -ug/L	Carbon disulfide -ug/L	Carbon tetrachloride -ug/L	Chlorobenzene -ug/L	Chlorodibromomethane -ug/L	Chloroethane -ug/L	Chloroform -ug/L	Chloromethane -ug/L	Dibromomethane -ug/L	Dichlorodifluoromethane -ug/L	Dichloromethane -ug/L	Ethylbenzene -ug/L	Hexachlorobutadiene -ug/L	Isopropylbenzene -ug/L	Methyl tert-butyl ether -ug/L
MW-43	5.41	2060.40	05/20/02	05/29/02	Unfiltered	<0.46	<0.48	<0.25	<0.16	<0.21	<0.36	<0.3	<0.19	<0.2	<0.28	<1.1	<0.12	<0.26	<0.19	<0.3
MW-43	6.25	2062.33	07/10/03	07/22/03	Unfiltered	<0.9	<0.28	<0.4	<0.19	<0.29	<0.46	<0.45	<0.43	<0.46	<0.47	<1.7	<0.19		<0.17	<0.28
MW-43	7.38	2061.20	06/18/04	06/25/04	Unfiltered	<0.9	<0.28	<0.4	<0.19	<0.29	<0.46	<0.45	<0.43	<0.46	<0.47	<1.7	<0.19		<0.17	<0.28
MW-43	7.38	2061.20	06/18/04	06/25/04	Filtered															
MW-43	3.68	2064.90	05/31/06	06/06/06	Unfiltered	<2.9	<1.0	<0.42	<0.36	<0.45	<0.52	<0.22	<1.8	<0.42	<0.27	24 Bak	<0.17		<0.24	<0.29
MW-43	3.68	2064.90	05/31/06	06/06/06	Filtered															
MW-45	0.00	2068.90	05/20/02	05/20/02	Unfiltered	<0.46	<0.48	<0.25	<0.16	<0.21	<0.36	<0.3	<0.19	<0.2	<0.28	5 Bak	<0.12	<0.26	<0.19	<0.3
MW-45	0.00	2071.63	07/10/03	07/22/03	Unfiltered	<0.9	<0.28	<0.4	<0.19	<0.29	<0.46	<0.45	<0.43	<0.46	<0.47	<1.7	<0.19		<0.17	<0.28
MW-45	0.00	2071.63	06/18/04	06/25/04	Unfiltered	<0.9	<0.28	<0.4	<0.19	<0.29	<0.46	<0.45	<0.43	<0.46	<0.47	<1.7	<0.19		<0.17	<0.28
MW-45	0.00	2071.63	06/18/04	06/25/04	Filtered															
MW-45	0.00	2071.63	06/02/05	06/22/05	Unfiltered	<2.9	<1.0	<0.42	<0.36	<0.45	<0.52	<0.22	<1.8	<0.42	<0.27	<2.6	<0.17		<0.24	<0.29
MW-45	0.00	2071.63	05/31/06	06/06/06	Filtered															
MW-45	0.00	2071.63	05/31/06	06/06/06	Unfiltered	<2.9	<1.0	<0.42	<0.36	<0.45	<0.52	<0.22	<1.8	<0.42	<0.27	24 Bak	<0.17		<0.24	<0.29
MW-46	51.82	2017.58	05/20/02	05/23/02	Unfiltered	<0.46	<0.48	<0.25	<0.16	<0.21	<0.36	<0.3	<0.19	<0.2	<0.28	1 BJkq	<0.12	<0.26	<0.19	<0.3
MW-46	52.79	2019.38	06/18/04	06/29/04	Unfiltered	<0.9	<0.28	<0.4	<0.19	<0.29	<0.46	<0.45	<0.43	<0.46	<0.47	<1.7	<0.19		<0.17	<0.28
MW-46	52.79	2019.38	06/18/04	07/15/04	Filtered															
MW-46	37.49	2034.68	06/02/05	06/29/05	Unfiltered	<2.9	<1.0	<0.42	<0.36	<0.45	<0.52	<0.22	<1.8	<0.42	<0.27	<2.6	<0.17		<0.24	<0.29
MW-46	46.12	2026.05	05/31/06	07/05/06	Unfiltered	<2.9	<1.0	<0.42	<0.36	<0.45	<0.52	<0.22	<1.8	<0.42	<0.27	<2.6	<0.17		<0.24	<0.29
MW-47	0.00	2077.68	05/20/02	05/20/02	Unfiltered	<0.46	<0.48	<0.25	<0.16	<0.21	<0.36	<0.3	<0.19	<0.2	<0.28	4 BJakq	<0.12	<0.26	<0.19	<0.3
MW-47	0.00	2077.68	07/10/03	07/22/03	Unfiltered	<0.9	<0.28	<0.4	<0.19	<0.29	<0.46	<0.45	<0.43	<0.46	<0.47	<1.7	<0.19		<0.17	<0.28
MW-47	0.00	2077.68	06/18/04	06/25/04	Unfiltered	<0.9	<0.28	<0.4	<0.19	<0.29	<0.46	<0.45	<0.43	<0.46	<0.47	<1.7	<0.19		<0.17	<0.28
MW-47	0.00	2077.68	06/18/04	06/25/04	Filtered															
MW-47	0.00	2077.68	06/02/05	06/22/05	Unfiltered	<2.9	<1.0	<0.42	<0.36	<0.45	<0.52	<0.22	<1.8	<0.42	<0.27	<2.6	<0.17		<0.24	<0.29
MW-47	0.00	2077.68	05/31/06	06/07/06	Unfiltered	<2.9	<1.0	<0.42	<0.36	<0.45	<0.52	<0.22	<1.8	<0.42	<0.27	65 Bak	<0.17		<0.24	<0.29
MW-48	10.29	2066.21	07/10/03	07/22/03	Unfiltered	<0.9	<0.28	<0.4	<0.19	<0.29	<0.46	<0.45	<0.43	<0.46	<0.47	<1.7	<0.19		<0.17	<0.28
MW-48	11.51	2064.99	06/18/04	06/25/04	Unfiltered	<0.9	<0.28	<0.4	<0.19	<0.29	<0.46	<0.45	<0.43	<0.46	<0.47	<1.7	<0.19		<0.17	<0.28
MW-48	11.51	2064.99	06/18/04	06/25/04	Filtered															
MW-48	6.60	2069.90	05/31/06	06/07/06	Unfiltered	<2.9	<1.0	<0.42	<0.36	<0.45	<0.52	<0.22	<1.8	<0.42	<0.27	66 Bak	<0.17		<0.24	<0.29
MW-49	31.30	2099.62	07/11/03	07/25/03	Unfiltered	<0.9	<0.28	<0.4	<0.19	<0.29	<0.46	<0.45	<0.43	<0.46	<0.47	<1.7	<0.19		<0.17	<0.28
MW-49	34.83	2096.09	06/17/04	07/01/04	Unfiltered	<0.9	<0.28	<0.4	<0.19	<0.29	<0.46	<0.45	<0.43	<0.46	<0.47	<1.7	<0.19		<0.17	<0.28
MW-49	34.83	2096.09	06/17/04	07/01/04	Filtered															

Consolidation Data Summary Table - Groundwater
Beaumont Site 1

Sample Location	Water Level Data			Sample Date	Filter Status	SW8260													
	Depth to Water (feet below ground surface)	Groundwater Elevation (feet above mean sea level)	Elevation Date			Naphthalene -ug/L	Styrene -ug/L	Tetrachloroethene -ug/L	Toluene -ug/L	Trichloroethene -ug/L	Trichlorofluoromethane -ug/L	Vinyl acetate -ug/L	Vinyl chloride -ug/L	cis-1,2-Dichloroethene -ug/L	cis-1,3-Dichloropropene -ug/L	n-Butylbenzene -ug/L	m,p-Xylenes -ug/L	n-Propylbenzene -ug/L	o-Xylene -ug/L
MW-43	5.41	2060.40	05/20/02	05/29/02	Unfiltered	<0.09	<0.12	0.8 Jq	<0.16	5 Bk	<0.22		<0.44	<0.3	<0.19	<0.29	<0.31	<0.28	<0.088
MW-43	6.25	2062.33	07/10/03	07/22/03	Unfiltered	<0.56	<0.14	<0.2	<0.35	5.6	<0.27	<3.6	<0.35	<0.56	<0.44	<0.34	<0.17	<0.24	<0.16
MW-43	7.38	2061.20	06/18/04	06/25/04	Unfiltered	<0.56	<0.14	<0.2	<0.35	7.0	<0.27	<3.6	<0.35	<0.56	<0.44	<0.34	<0.17	<0.24	<0.16
MW-43	7.38	2061.20	06/18/04	06/25/04	Filtered														
MW-43	3.68	2064.90	05/31/06	06/06/06	Unfiltered	<0.95	<0.29	<0.29	<0.35	4.6	<0.36	<3.2	<0.33	<0.35	<0.45	<0.29	<0.38	<0.30	<0.21
MW-43	3.68	2064.90	05/31/06	06/06/06	Filtered														
MW-45	0.00	2068.90	05/20/02	05/20/02	Unfiltered	<0.09	<0.12	<0.21	<0.16	9	<0.22		<0.44	<0.3	<0.19	<0.29	<0.31	<0.28	<0.088
MW-45	0.00	2071.63	07/10/03	07/22/03	Unfiltered	<0.56	<0.14	<0.2	<0.35	11	<0.27	<3.6	<0.35	<0.56	<0.44	<0.34	<0.17	<0.24	<0.16
MW-45	0.00	2071.63	06/18/04	06/25/04	Unfiltered	<0.56	<0.14	<0.2	<0.35	12	<0.27	<3.6	<0.35	<0.56	<0.44	<0.34	<0.17	<0.24	<0.16
MW-45	0.00	2071.63	06/18/04	06/25/04	Filtered														
MW-45	0.00	2071.63	06/02/05	06/22/05	Unfiltered	<0.95	<0.29	<0.29	<0.35	10	<0.36	<3.2	<0.33	<0.35	<0.45	<0.29	<0.38	<0.30	<0.21
MW-45	0.00	2071.63	05/31/06	06/06/06	Filtered														
MW-45	0.00	2071.63	05/31/06	06/06/06	Unfiltered	<0.95	<0.29	<0.29	<0.35	7.6	<0.36	<3.2	<0.33	<0.35	<0.45	<0.29	<0.38	<0.30	<0.21
MW-46	51.82	2017.58	05/20/02	05/23/02	Unfiltered	<0.09	<0.12	<0.21	<0.16	0.5 Jq	<0.22		<0.44	<0.3	<0.19	<0.29	<0.31	<0.28	<0.088
MW-46	52.79	2019.38	06/18/04	06/29/04	Unfiltered	<0.56	<0.14	<0.2	<0.35	<0.48	<0.27	<3.6	<0.35	<0.56	<0.44	<0.34	<0.17	<0.24	<0.16
MW-46	52.79	2019.38	06/18/04	07/15/04	Filtered														
MW-46	37.49	2034.68	06/02/05	06/29/05	Unfiltered	<0.95	<0.29	<0.29	<0.35	1.7	<0.36	<3.2	<0.33	<0.35	<0.45	<0.29	<0.38	<0.30	<0.21
MW-46	46.12	2026.05	05/31/06	07/05/06	Unfiltered	<0.95	<0.29	<0.29	<0.35	2.8 Bk	<0.36	<3.2	<0.33	0.63 Jq	<0.45	<0.29	<0.38	<0.30	<0.21
MW-47	0.00	2077.68	05/20/02	05/20/02	Unfiltered	<0.09	<0.12	<0.21	<0.16	<0.18	<0.22		<0.44	<0.3	<0.19	<0.29	<0.31	<0.28	<0.088
MW-47	0.00	2077.68	07/10/03	07/22/03	Unfiltered	<0.56	<0.14	<0.2	<0.35	<0.48	<0.27	<3.6	<0.35	<0.56	<0.44	<0.34	<0.17	<0.24	<0.16
MW-47	0.00	2077.68	06/18/04	06/25/04	Unfiltered	<0.56	<0.14	<0.2	<0.35	<0.48	<0.27	<3.6	<0.35	<0.56	<0.44	<0.34	<0.17	<0.24	<0.16
MW-47	0.00	2077.68	06/18/04	06/25/04	Filtered														
MW-47	0.00	2077.68	06/02/05	06/22/05	Unfiltered	<0.95	<0.29	<0.29	<0.35	<0.30	<0.36	<3.2	<0.33	<0.35	<0.45	<0.29	<0.38	<0.30	<0.21
MW-47	0.00	2077.68	05/31/06	06/07/06	Unfiltered	<0.95	<0.29	<0.29	<0.35	<0.30	<0.36	<3.2	<0.33	<0.35	<0.45	<0.29	<0.38	<0.30	<0.21
MW-48	10.29	2066.21	07/10/03	07/22/03	Unfiltered	<0.56	<0.14	<0.2	<0.35	<0.48	<0.27	<3.6	<0.35	<0.56	<0.44	<0.34	<0.17	<0.24	<0.16
MW-48	11.51	2064.99	06/18/04	06/25/04	Unfiltered	<0.56	<0.14	<0.2	<0.35	<0.48	<0.27	<3.6	<0.35	<0.56	<0.44	<0.34	<0.17	<0.24	<0.16
MW-48	11.51	2064.99	06/18/04	06/25/04	Filtered														
MW-48	6.60	2069.90	05/31/06	06/07/06	Unfiltered	<0.95	<0.29	<0.29	<0.35	<0.30	<0.36	<3.2	<0.33	<0.35	<0.45	<0.29	<0.38	<0.30	<0.21
MW-49	31.30	2099.62	07/11/03	07/25/03	Unfiltered	<0.56	<0.14	<0.2	<0.35	20	<0.27	<3.6	<0.35	<0.56	<0.44	<0.34	<0.17	<0.24	<0.16
MW-49	34.83	2096.09	06/17/04	07/01/04	Unfiltered	<0.56	<0.14	<0.2	<0.35	21	<0.27	<3.6	<0.35	<0.56	<0.44	<0.34	<0.17	<0.24	<0.16
MW-49	34.83	2096.09	06/17/04	07/01/04	Filtered														

Consolidation Data Summary Table - Groundwater
Beaumont Site 1

	Water Level Data					SW8260				SW8270	SW8330						
Sample Location	Depth to Water (feet below ground surface)	Groundwater Elevation (feet above mean sea level)	Elevation Date	Sample Date	Filter Status	sec-Butylbenzene -ug/L	tert-Butylbenzene -ug/L	trans-1,2-Dichloroethene -ug/L	trans-1,3-Dichloropropene -ug/L	1,4-Dioxane -ug/L	1,3,5-Trinitrobenzene (TNB) -ug/L	1,3-Dinitrobenzene -ug/L	2,4,6-Trinitrotoluene (TNT) -ug/L	2,4-Dinitrotoluene -ug/L	2,6-Dinitrotoluene -ug/L	2-Amino-4,6-dinitrotoluene -ug/L	2/4-Nitrotoluene -ug/L
MW-43	5.41	2060.40	05/20/02	05/29/02	Unfiltered	<0.29	<0.25	<0.37	<0.25	16							
MW-43	6.25	2062.33	07/10/03	07/22/03	Unfiltered	<0.11	<0.23	<0.6	<0.3								
MW-43	7.38	2061.20	06/18/04	06/25/04	Unfiltered	<0.11	<0.23	<0.6	<0.3								
MW-43	7.38	2061.20	06/18/04	06/25/04	Filtered						<0.11	<0.19	<0.14	<0.07	<0.17	<0.09	<0.4
MW-43	3.68	2064.90	05/31/06	06/06/06	Unfiltered	<0.21	<0.17	<0.29	<0.31								
MW-43	3.68	2064.90	05/31/06	06/06/06	Filtered												
MW-45	0.00	2068.90	05/20/02	05/20/02	Unfiltered	<0.29	<0.25	<0.37	<0.25	17							
MW-45	0.00	2071.63	07/10/03	07/22/03	Unfiltered	<0.11	<0.23	<0.6	<0.3								
MW-45	0.00	2071.63	06/18/04	06/25/04	Unfiltered	<0.11	<0.23	<0.6	<0.3								
MW-45	0.00	2071.63	06/18/04	06/25/04	Filtered						<0.11	<0.19	<0.14	<0.07	<0.17	<0.09	<0.4
MW-45	0.00	2071.63	06/02/05	06/22/05	Unfiltered	<0.21	<0.17	<0.29	<0.31								
MW-45	0.00	2071.63	05/31/06	06/06/06	Filtered												
MW-45	0.00	2071.63	05/31/06	06/06/06	Unfiltered	<0.21	<0.17	<0.29	<0.31								
MW-46	51.82	2017.58	05/20/02	05/23/02	Unfiltered	<0.29	<0.25	<0.37	<0.25	9.3							
MW-46	52.79	2019.38	06/18/04	06/29/04	Unfiltered	<0.11	<0.23	<0.6	<0.3								
MW-46	52.79	2019.38	06/18/04	07/15/04	Filtered						<0.11	<0.19	<0.14	<0.07	<0.17	<0.09	<0.4
MW-46	37.49	2034.68	06/02/05	06/29/05	Unfiltered	<0.21	<0.17	<0.29	<0.31								
MW-46	46.12	2026.05	05/31/06	07/05/06	Unfiltered	<0.21	<0.17	<0.29	<0.31								
MW-47	0.00	2077.68	05/20/02	05/20/02	Unfiltered	<0.29	<0.25	<0.37	<0.25	<0.5							
MW-47	0.00	2077.68	07/10/03	07/22/03	Unfiltered	<0.11	<0.23	<0.6	<0.3								
MW-47	0.00	2077.68	06/18/04	06/25/04	Unfiltered	<0.11	<0.23	<0.6	<0.3								
MW-47	0.00	2077.68	06/18/04	06/25/04	Filtered						<0.11	<0.19	<0.14	<0.07	<0.17	<0.09	<0.4
MW-47	0.00	2077.68	06/02/05	06/22/05	Unfiltered	<0.21	<0.17	<0.29	<0.31								
MW-47	0.00	2077.68	05/31/06	06/07/06	Unfiltered	<0.21	<0.17	<0.29	<0.31								
MW-48	10.29	2066.21	07/10/03	07/22/03	Unfiltered	<0.11	<0.23	<0.6	<0.3								
MW-48	11.51	2064.99	06/18/04	06/25/04	Unfiltered	<0.11	<0.23	<0.6	<0.3								
MW-48	11.51	2064.99	06/18/04	06/25/04	Filtered						<0.11	<0.19	<0.14	<0.07	<0.17	<0.09	<0.4
MW-48	6.60	2069.90	05/31/06	06/07/06	Unfiltered	<0.21	<0.17	<0.29	<0.31								
MW-49	31.30	2099.62	07/11/03	07/25/03	Unfiltered	<0.11	<0.23	<0.6	<0.3								
MW-49	34.83	2096.09	06/17/04	07/01/04	Unfiltered	<0.11	<0.23	<0.6	<0.3								
MW-49	34.83	2096.09	06/17/04	07/01/04	Filtered						<0.11 Rd	<0.19 Rd	<0.14	<0.07	<0.17	<0.09	<0.4

Consolidation Data Summary Table - Groundwater
Beaumont Site 1

Sample Location	Water Level Data			Sample Date	Filter Status	SW8330					
	Depth to Water (feet below ground surface)	Groundwater Elevation (feet above mean sea level)	Elevation Date			3-Nitrotoluene -ug/L	4-Amino-2,6-dinitrotoluene -ug/L	HMX -ug/L	Nitrobenzene -ug/L	RDX -ug/L	Tetryl -ug/L
MW-43	5.41	2060.40	05/20/02	05/29/02	Unfiltered						
MW-43	6.25	2062.33	07/10/03	07/22/03	Unfiltered						
MW-43	7.38	2061.20	06/18/04	06/25/04	Unfiltered						
MW-43	7.38	2061.20	06/18/04	06/25/04	Filtered	<0.18	<0.08	<0.2	<0.22	<0.15	<0.12
MW-43	3.68	2064.90	05/31/06	06/06/06	Unfiltered					<1.3	
MW-43	3.68	2064.90	05/31/06	06/06/06	Filtered						
MW-45	0.00	2068.90	05/20/02	05/20/02	Unfiltered						
MW-45	0.00	2071.63	07/10/03	07/22/03	Unfiltered						
MW-45	0.00	2071.63	06/18/04	06/25/04	Unfiltered						
MW-45	0.00	2071.63	06/18/04	06/25/04	Filtered	<0.18	<0.08	<0.2	<0.22	<0.15	<0.12
MW-45	0.00	2071.63	06/02/05	06/22/05	Unfiltered						
MW-45	0.00	2071.63	05/31/06	06/06/06	Filtered						
MW-45	0.00	2071.63	05/31/06	06/06/06	Unfiltered					<1.3	
MW-46	51.82	2017.58	05/20/02	05/23/02	Unfiltered						
MW-46	52.79	2019.38	06/18/04	06/29/04	Unfiltered						
MW-46	52.79	2019.38	06/18/04	07/15/04	Filtered	<0.18	<0.08	<0.2	<0.22	<0.15	<0.12
MW-46	37.49	2034.68	06/02/05	06/29/05	Unfiltered						
MW-46	46.12	2026.05	05/31/06	07/05/06	Unfiltered						
MW-47	0.00	2077.68	05/20/02	05/20/02	Unfiltered						
MW-47	0.00	2077.68	07/10/03	07/22/03	Unfiltered						
MW-47	0.00	2077.68	06/18/04	06/25/04	Unfiltered						
MW-47	0.00	2077.68	06/18/04	06/25/04	Filtered	<0.18	<0.08	<0.2	<0.22	<0.15	<0.12
MW-47	0.00	2077.68	06/02/05	06/22/05	Unfiltered						
MW-47	0.00	2077.68	05/31/06	06/07/06	Unfiltered						
MW-48	10.29	2066.21	07/10/03	07/22/03	Unfiltered						
MW-48	11.51	2064.99	06/18/04	06/25/04	Unfiltered						
MW-48	11.51	2064.99	06/18/04	06/25/04	Filtered	<0.18	<0.08	<0.2	<0.22	<0.15	<0.12
MW-48	6.60	2069.90	05/31/06	06/07/06	Unfiltered						
MW-49	31.30	2099.62	07/11/03	07/25/03	Unfiltered						
MW-49	34.83	2096.09	06/17/04	07/01/04	Unfiltered						
MW-49	34.83	2096.09	06/17/04	07/01/04	Filtered	<0.18	<0.08	<0.2	<0.22 Rd	<0.15	<0.12

Consolidation Data Summary Table - Groundwater
Beaumont Site 1

Sample Location	Water Level Data			Sample Date	Filter Status	E160.1	E1624	E1625C	E1625C	E218.6	E300.0				E314.0	E314.1	E524.2	SM2320
	Depth to Water (feet below ground surface)	Groundwater Elevation (feet above mean sea level)	Elevation Date			Total Dissolved Solids -mg/L	1,4-Dioxane -ug/L	1,4-Dioxane -ug/L	N-Nitrosodimethylamine -ng/L	Hexavalent chromium -ug/L	Chloride -mg/L	Nitrate -mg/L	Nitrogen, as Nitrite -mg/L	Sulfate -mg/L	Perchlorate -ug/L	Perchlorate -ug/L	1,2,3-Trichloropropane -ug/L	Alkalinity, Bicarbonate (as CaCO3) -mg/L
MW-49	8.51	2122.41	06/01/05	06/28/05	Unfiltered			19		2.3					940			
MW-49	16.78	2114.14	05/30/06	06/08/06	Unfiltered			16							400			
MW-50	47.50	2101.26	05/20/02	05/21/02	Unfiltered	121					5.8	4.0	<0.036	4.3		272		60.7
MW-53	56.41	2096.88	06/17/04	07/01/04	Unfiltered		9.5			1.8						550		
MW-53	56.41	2096.88	06/17/04	07/01/04	Filtered													
MW-53	27.59	2125.70	06/01/05	06/30/05	Unfiltered			5.7		0.88					160			
MW-53	37.56	2115.73	05/31/06	06/30/06	Unfiltered			7.3							190			
MW-54	56.31	2097.13	06/17/04	07/08/04	Unfiltered		33			2.5						1100		
MW-54	56.31	2097.13	06/17/04	07/08/04	Filtered													
MW-54	27.81	2125.63	06/01/05	07/01/05	Unfiltered			27		2.3					1100			
MW-54	37.34	2116.10	06/01/06	07/07/06	Unfiltered			31							450			
MW-55	69.32	2097.34	06/17/04	07/09/04	Unfiltered		61			1.6						770		
MW-55	69.32	2097.34	06/17/04	07/09/04	Filtered													
MW-55	50.13	2116.53	06/01/06	07/11/06	Unfiltered			28							1000			
MW-56A	51.22	2089.22	05/20/02	05/22/02	Unfiltered	184					13.7	0.14	<0.073	11.7		<1.8		58.6
MW-56A	54.44	2088.65	07/11/03	07/24/03	Unfiltered		<1.1									<0.46		
MW-56A	57.85	2085.24	06/17/04	07/06/04	Unfiltered		<1.1			0.40						<0.46		
MW-56A	57.85	2085.24	06/17/04	07/06/04	Filtered													
MW-56A	41.90	2101.19	05/31/06	07/06/06	Unfiltered			<0.40							<0.43			
MW-56B	38.66	2101.27	05/20/02	05/28/02	Unfiltered	236 Bk					8.6 Bk	9.9	<0.12	10.9 Bk		469		86.9 Bk
MW-56B	42.58	2100.00	07/11/03	07/29/03	Unfiltered		7.2									350		
MW-56B	45.78	2096.80	06/17/04	07/07/04	Unfiltered		7.0			0.77						330		
MW-56B	45.78	2096.80	06/17/04	07/07/04	Filtered													
MW-56B	26.94	2115.64	05/31/06	06/29/06	Unfiltered			9.3							450			
MW-56C	42.51	2100.26	07/11/03	07/30/03	Unfiltered		34									1500		
MW-56C	45.95	2096.82	06/17/04	07/08/04	Unfiltered		39			2.6						1100		
MW-56C	45.95	2096.82	06/17/04	07/08/04	Filtered													
MW-56C	18.51	2124.26	06/01/05	06/28/05	Unfiltered			29		2.2					850			
MW-56C	27.37	2115.40	05/31/06	07/07/06	Unfiltered			15							910			
MW-56D	42.06	2100.42	07/11/03	07/29/03	Unfiltered		15									650		
MW-56D	45.72	2096.76	06/17/04	07/08/04	Unfiltered		13			1.5						660		

Consolidation Data Summary Table - Groundwater
Beaumont Site 1

	Water Level Data					SW6010							
Sample Location	Depth to Water (feet below ground surface)	Groundwater Elevation (feet above mean sea level)	Elevation Date	Sample Date	Filter Status	Antimony -mg/L	Arsenic -mg/L	Barium -mg/L	Beryllium -mg/L	Cadmium -mg/L	Calcium -mg/L	Chromium -mg/L	Cobalt -mg/L
MW-49	8.51	2122.41	06/01/05	06/28/05	Unfiltered	<0.00209	<0.00308	0.0863	<0.000176	<0.000350		<0.000350	<0.000696
MW-49	16.78	2114.14	05/30/06	06/08/06	Unfiltered								
MW-50	47.50	2101.26	05/20/02	05/21/02	Unfiltered	<0.00180	0.00250 Jq	0.0715	<0.0000500	0.000390 BJakq	18.6	0.00300 BJkq	0.000210 Jq
MW-53	56.41	2096.88	06/17/04	07/01/04	Unfiltered	<0.00209	<0.00308	0.0735	<0.00017	<0.00035		<0.00035	<0.00069
MW-53	56.41	2096.88	06/17/04	07/01/04	Filtered								
MW-53	27.59	2125.70	06/01/05	06/30/05	Unfiltered	<0.00209	<0.00308	0.0507	<0.000176	<0.000350		<0.000350	<0.000696
MW-53	37.56	2115.73	05/31/06	06/30/06	Unfiltered								
MW-54	56.31	2097.13	06/17/04	07/08/04	Unfiltered	<0.00209	<0.00308	0.0873	<0.00017	<0.00035		<0.00035	<0.00069
MW-54	56.31	2097.13	06/17/04	07/08/04	Filtered								
MW-54	27.81	2125.63	06/01/05	07/01/05	Unfiltered	<0.00209	<0.00308	0.153 Bk	<0.000176	<0.000350		<0.000350	<0.000696
MW-54	37.34	2116.10	06/01/06	07/07/06	Unfiltered								
MW-55	69.32	2097.34	06/17/04	07/09/04	Unfiltered	<0.00209	<0.00308	0.0806	<0.00017	<0.00035		<0.00035	<0.00069
MW-55	69.32	2097.34	06/17/04	07/09/04	Filtered								
MW-55	50.13	2116.53	06/01/06	07/11/06	Unfiltered								
MW-56A	51.22	2089.22	05/20/02	05/22/02	Unfiltered	0.00370 BJkq	<0.00150	0.00620 Jq	<0.0000930	<0.000300	2.89	0.00510 Bk	0.000390 BJaq
MW-56A	54.44	2088.65	07/11/03	07/24/03	Unfiltered								
MW-56A	57.85	2085.24	06/17/04	07/06/04	Unfiltered	<0.00209	<0.00308	<0.00071	<0.00017	<0.00035		<0.00035	<0.00069
MW-56A	57.85	2085.24	06/17/04	07/06/04	Filtered								
MW-56A	41.90	2101.19	05/31/06	07/06/06	Unfiltered								
MW-56B	38.66	2101.27	05/20/02	05/28/02	Unfiltered	<0.00180	0.00520 Ba	0.0644 Bk	0.0000580 BJkq	<0.0000950	27.6	0.00170 BJakq	0.000220 BJkq
MW-56B	42.58	2100.00	07/11/03	07/29/03	Unfiltered								
MW-56B	45.78	2096.80	06/17/04	07/07/04	Unfiltered	<0.00209	<0.00308	0.0662	<0.00017	<0.00035		<0.00035	<0.00069
MW-56B	45.78	2096.80	06/17/04	07/07/04	Filtered								
MW-56B	26.94	2115.64	05/31/06	06/29/06	Unfiltered								
MW-56C	42.51	2100.26	07/11/03	07/30/03	Unfiltered								
MW-56C	45.95	2096.82	06/17/04	07/08/04	Unfiltered	<0.00209	<0.00308	0.0691	<0.00017	<0.00035		<0.00035	<0.00069
MW-56C	45.95	2096.82	06/17/04	07/08/04	Filtered								
MW-56C	18.51	2124.26	06/01/05	06/28/05	Unfiltered	<0.00209	<0.00308	0.0940	<0.000176	<0.000350		<0.000350	<0.000696
MW-56C	27.37	2115.40	05/31/06	07/07/06	Unfiltered								
MW-56D	42.06	2100.42	07/11/03	07/29/03	Unfiltered								
MW-56D	45.72	2096.76	06/17/04	07/08/04	Unfiltered	<0.00209	<0.00308	0.123	<0.00017	<0.00035		<0.00035	<0.00069

Consolidation Data Summary Table - Groundwater
Beaumont Site 1

Sample Location	Water Level Data			Sample Date	Filter Status	SW6010						
	Depth to Water (feet below ground surface)	Groundwater Elevation (feet above mean sea level)	Elevation Date			Copper -mg/L	Lead -mg/L	Magnesium -mg/L	Molybdenum -mg/L	Nickel -mg/L	Potassium -mg/L	Selenium -mg/L
MW-49	8.51	2122.41	06/01/05	06/28/05	Unfiltered	<0.00134	<0.00236		<0.000800	<0.00137		<0.00295
MW-49	16.78	2114.14	05/30/06	06/08/06	Unfiltered							
MW-50	47.50	2101.26	05/20/02	05/21/02	Unfiltered	<0.000720	0.00280 BJakq	3.24	0.00260 BJkq	0.00310 BJkq	1.10	<0.00260
MW-53	56.41	2096.88	06/17/04	07/01/04	Unfiltered	<0.00134	<0.00236		<0.0008	<0.00137		<0.00295
MW-53	56.41	2096.88	06/17/04	07/01/04	Filtered							
MW-53	27.59	2125.70	06/01/05	06/30/05	Unfiltered	<0.00134	<0.00236		<0.000800	<0.00137		<0.00295
MW-53	37.56	2115.73	05/31/06	06/30/06	Unfiltered							
MW-54	56.31	2097.13	06/17/04	07/08/04	Unfiltered	<0.00134	<0.00236		<0.0008	<0.00137		<0.00295
MW-54	56.31	2097.13	06/17/04	07/08/04	Filtered							
MW-54	27.81	2125.63	06/01/05	07/01/05	Unfiltered	<0.00134	<0.00236		<0.000800	<0.00137		<0.00295
MW-54	37.34	2116.10	06/01/06	07/07/06	Unfiltered							
MW-55	69.32	2097.34	06/17/04	07/09/04	Unfiltered	<0.00134	<0.00236		<0.0008	<0.00137		<0.00295
MW-55	69.32	2097.34	06/17/04	07/09/04	Filtered							
MW-55	50.13	2116.53	06/01/06	07/11/06	Unfiltered							
MW-56A	51.22	2089.22	05/20/02	05/22/02	Unfiltered	0.00150 BJakq	0.00140 Jq	1.03	0.0129	0.00150 BJakq	1.65	<0.00250
MW-56A	54.44	2088.65	07/11/03	07/24/03	Unfiltered							
MW-56A	57.85	2085.24	06/17/04	07/06/04	Unfiltered	<0.00134	<0.00236		0.0124	<0.00137		<0.00295
MW-56A	57.85	2085.24	06/17/04	07/06/04	Filtered							
MW-56A	41.90	2101.19	05/31/06	07/06/06	Unfiltered							
MW-56B	38.66	2101.27	05/20/02	05/28/02	Unfiltered	0.00470 BJkq	0.00190 BJkq	4.87	0.00260 BJkq	0.00170 BJkq	0.647 Bak	<0.00260
MW-56B	42.58	2100.00	07/11/03	07/29/03	Unfiltered							
MW-56B	45.78	2096.80	06/17/04	07/07/04	Unfiltered	<0.00134	<0.00236		<0.0008	<0.00137		<0.00295
MW-56B	45.78	2096.80	06/17/04	07/07/04	Filtered							
MW-56B	26.94	2115.64	05/31/06	06/29/06	Unfiltered							
MW-56C	42.51	2100.26	07/11/03	07/30/03	Unfiltered							
MW-56C	45.95	2096.82	06/17/04	07/08/04	Unfiltered	<0.00134	<0.00236		<0.0008	<0.00137		<0.00295
MW-56C	45.95	2096.82	06/17/04	07/08/04	Filtered							
MW-56C	18.51	2124.26	06/01/05	06/28/05	Unfiltered	<0.00134	<0.00236		<0.000800	<0.00137		<0.00295
MW-56C	27.37	2115.40	05/31/06	07/07/06	Unfiltered							
MW-56D	42.06	2100.42	07/11/03	07/29/03	Unfiltered							
MW-56D	45.72	2096.76	06/17/04	07/08/04	Unfiltered	<0.00134	<0.00236		<0.0008	<0.00137		<0.00295

Consolidation Data Summary Table - Groundwater
Beaumont Site 1

	Water Level Data					SW6010					SW7470	SW8260			
Sample Location	Depth to Water (feet below ground surface)	Groundwater Elevation (feet above mean sea level)	Elevation Date	Sample Date	Filter Status	Silver -mg/L	Sodium -mg/L	Thallium -mg/L	Vanadium -mg/L	Zinc -mg/L	Mercury -mg/L	1,1,1,2-Tetrachloroethane -ug/L	1,1,1-Trichloroethane -ug/L	1,1,2,2-Tetrachloroethane -ug/L	1,1,2-Trichloroethane -ug/L
MW-49	8.51	2122.41	06/01/05	06/28/05	Unfiltered	<0.000400		<0.00233	<0.000314	<0.000848	<0.0000672	<0.37	1.2	<0.37	<0.54
MW-49	16.78	2114.14	05/30/06	06/08/06	Unfiltered							<0.37	0.57 Jq	<0.37	<0.54
MW-50	47.50	2101.26	05/20/02	05/21/02	Unfiltered	0.000690 BJakq	11.3	<0.000750	0.00450 Jq	0.0101 Bk	0.000150 BJkq				
MW-53	56.41	2096.88	06/17/04	07/01/04	Unfiltered	<0.0004		<0.00233	<0.00031	<0.00084	<0.00006	<0.45	<0.46	<0.19	<0.42
MW-53	56.41	2096.88	06/17/04	07/01/04	Filtered										
MW-53	27.59	2125.70	06/01/05	06/30/05	Unfiltered	<0.000400		<0.00233	<0.000314	0.0149 Bk	<0.0000672	<0.37	<0.32	<0.37	<0.54
MW-53	37.56	2115.73	05/31/06	06/30/06	Unfiltered							<0.37	0.53 Jq	<0.37	<0.54
MW-54	56.31	2097.13	06/17/04	07/08/04	Unfiltered	<0.0004		<0.00233	<0.00031	0.0243	<0.00006	<0.45	1.2	<0.19	<0.42
MW-54	56.31	2097.13	06/17/04	07/08/04	Filtered										
MW-54	27.81	2125.63	06/01/05	07/01/05	Unfiltered	<0.000400		<0.00233	<0.000314	0.0459	<0.0000672	<0.37	<0.32	<0.37	<0.54
MW-54	37.34	2116.10	06/01/06	07/07/06	Unfiltered							<0.37	<0.32	<0.37	<0.54
MW-55	69.32	2097.34	06/17/04	07/09/04	Unfiltered	<0.0004		<0.00233	<0.00031	<0.00084	<0.00006	<0.45	2.2	<0.19	<0.42
MW-55	69.32	2097.34	06/17/04	07/09/04	Filtered										
MW-55	50.13	2116.53	06/01/06	07/11/06	Unfiltered							<0.37	<0.32	<0.37	<0.54
MW-56A	51.22	2089.22	05/20/02	05/22/02	Unfiltered	<0.000900	57.7	<0.000850	<0.000480	0.0665 Bk	0.000260 BJkq				
MW-56A	54.44	2088.65	07/11/03	07/24/03	Unfiltered							<0.45	<0.46	<0.19	<0.42
MW-56A	57.85	2085.24	06/17/04	07/06/04	Unfiltered	<0.0004		<0.00233	<0.00031	<0.00084	<0.00006	<0.45	<0.46	<0.19	<0.42
MW-56A	57.85	2085.24	06/17/04	07/06/04	Filtered										
MW-56A	41.90	2101.19	05/31/06	07/06/06	Unfiltered							<0.37	<0.32	<0.37	<0.54
MW-56B	38.66	2101.27	05/20/02	05/28/02	Unfiltered	0.000370 BJakq	30.6	0.00460 BJakq	0.00780 BJkq	0.00700 BJkq	0.000150 BJkq	<0.031	2 Jq	<0.03	<0.06
MW-56B	42.58	2100.00	07/11/03	07/29/03	Unfiltered							<0.45	<0.46	<0.19	<0.42
MW-56B	45.78	2096.80	06/17/04	07/07/04	Unfiltered	<0.0004		<0.00233	0.00775	<0.00084	<0.00006	<0.45	<0.46	<0.19	<0.42
MW-56B	45.78	2096.80	06/17/04	07/07/04	Filtered										
MW-56B	26.94	2115.64	05/31/06	06/29/06	Unfiltered							<0.37	<0.32	<0.37	<0.54
MW-56C	42.51	2100.26	07/11/03	07/30/03	Unfiltered							<0.45	2.3	<0.19	<0.42
MW-56C	45.95	2096.82	06/17/04	07/08/04	Unfiltered	<0.0004		<0.00233	<0.00031	0.0101	<0.00006	<0.45	1.4	<0.19	<0.42
MW-56C	45.95	2096.82	06/17/04	07/08/04	Filtered										
MW-56C	18.51	2124.26	06/01/05	06/28/05	Unfiltered	<0.000400		<0.00233	<0.000314	<0.000848	<0.0000672	<0.37	1.2	<0.37	<0.54
MW-56C	27.37	2115.40	05/31/06	07/07/06	Unfiltered							<0.37	0.78 Jq	<0.37	<0.54
MW-56D	42.06	2100.42	07/11/03	07/29/03	Unfiltered							<0.45	1.1	<0.19	<0.42
MW-56D	45.72	2096.76	06/17/04	07/08/04	Unfiltered	<0.0004		<0.00233	0.00631	<0.00084	<0.00006	<0.45	<0.46	<0.19	<0.42

Consolidation Data Summary Table - Groundwater
Beaumont Site 1

Sample Location	Water Level Data			Sample Date	Filter Status	SW8260														
	Depth to Water (feet below ground surface)	Groundwater Elevation (feet above mean sea level)	Elevation Date			1,1,2-Trichlorotrifluoroethane -ug/L	1,1-Dichloroethane -ug/L	1,1-Dichloroethene -ug/L	1,1-Dichloropropene -ug/L	1,2,3-Trichlorobenzene -ug/L	1,2,3-Trichloropropane -ng/L	1,2,4-Trichlorobenzene -ug/L	1,2,4-Trimethylbenzene -ug/L	1,2-Dibromo-3-chloropropane -ug/L	1,2-Dibromoethane -ug/L	1,2-Dichlorobenzene -ug/L	1,2-Dichloroethane -ug/L	1,2-Dichloropropane -ug/L	1,3,5-Trimethylbenzene -ug/L	1,3-Dichlorobenzene -ug/L
MW-49	8.51	2122.41	06/01/05	06/28/05	Unfiltered	<0.54	<0.53	33	<0.21	<0.39	<2.3	<0.35	<0.26	<2.5	<0.81	<0.24	<0.22	<0.28	<0.19	<0.38
MW-49	16.78	2114.14	05/30/06	06/08/06	Unfiltered	<0.54	<0.53	17	<0.21	<0.39	<2.3	<0.35	<0.26	<2.5	<0.81	<0.24	<0.22	<0.28	<0.19	<0.38
MW-50	47.50	2101.26	05/20/02	05/21/02	Unfiltered															
MW-53	56.41	2096.88	06/17/04	07/01/04	Unfiltered	<0.7	<0.4	3.9 Bk	<0.55	<0.4	<2	<0.28	<0.22	<2.6	<0.51	<0.29	<0.35	<0.4	<0.11	<0.27
MW-53	56.41	2096.88	06/17/04	07/01/04	Filtered															
MW-53	27.59	2125.70	06/01/05	06/30/05	Unfiltered	<0.54	<0.53	6.7	<0.21	<0.39	<2.3	<0.35	<0.26	<2.5	<0.81	<0.24	<0.22	<0.28	<0.19	<0.38
MW-53	37.56	2115.73	05/31/06	06/30/06	Unfiltered	<0.54	<0.53	8.2	<0.21	<0.39	<2.3	<0.35	<0.26	<2.5	<0.81	<0.24	<0.22	<0.28	<0.19	<0.38
MW-54	56.31	2097.13	06/17/04	07/08/04	Unfiltered	<0.7	1.7	46	<0.55	<0.4	<810	<0.28	<0.22	<2.6	<0.51	<0.29	1.0	<0.4	<0.11	<0.27
MW-54	56.31	2097.13	06/17/04	07/08/04	Filtered															
MW-54	27.81	2125.63	06/01/05	07/01/05	Unfiltered	<0.54	<0.53	59	<0.21	<0.39	<2.3	<0.35	<0.26	<2.5	<0.81	<0.24	0.75	<0.28	<0.19	<0.38
MW-54	37.34	2116.10	06/01/06	07/07/06	Unfiltered	<0.54	<0.53	30	<0.21	<0.39	<2.3	<0.35	<0.26	<2.5	<0.81	<0.24	0.27 Jq	<0.28	<0.19	<0.38
MW-55	69.32	2097.34	06/17/04	07/09/04	Unfiltered	<0.7	2.4	150	<0.55	<0.4	<810	<0.28	<0.22	<2.6	<0.51	<0.29	2.0	<0.4	<0.11	<0.27
MW-55	69.32	2097.34	06/17/04	07/09/04	Filtered															
MW-55	50.13	2116.53	06/01/06	07/11/06	Unfiltered	<0.54	2.4	60	<0.21	<0.39	<2.3	<0.35	<0.26	<2.5	<0.81	<0.24	2.9	<0.28	<0.19	<0.38
MW-56A	51.22	2089.22	05/20/02	05/22/02	Unfiltered															
MW-56A	54.44	2088.65	07/11/03	07/24/03	Unfiltered		<0.4	<0.32	<0.55	<0.4	<2	<0.28	<0.22	<2.6	<0.51	<0.29	<0.35	<0.4	<0.11	<0.27
MW-56A	57.85	2085.24	06/17/04	07/06/04	Unfiltered	<0.7	<0.4	1.0	<0.55	<0.4	<810	<0.28	<0.22	<2.6	<0.51	<0.29	<0.35	<0.4	<0.11	<0.27
MW-56A	57.85	2085.24	06/17/04	07/06/04	Filtered															
MW-56A	41.90	2101.19	05/31/06	07/06/06	Unfiltered	<0.54	<0.53	0.59 BJkq	<0.21	<0.39	<2.3	<0.35	<0.26	<2.5	<0.81	<0.24	<0.22	<0.28	<0.19	<0.38
MW-56B	38.66	2101.27	05/20/02	05/28/02	Unfiltered		2 Jq	61	<0.052	<0.12	<0.16	<0.12	<0.069	<0.14	<0.089	<0.063	1 Jq	<0.029	<0.077	<0.058
MW-56B	42.58	2100.00	07/11/03	07/29/03	Unfiltered		1.3	50	<0.55	<0.4	<2	<0.28	<0.22	<2.6	<0.51	<0.29	0.70	<0.4	<0.11	<0.27
MW-56B	45.78	2096.80	06/17/04	07/07/04	Unfiltered	<0.7	1.1	48	<0.55	<0.4	<810	<0.28	<0.22	<2.6	<0.51	<0.29	<0.35	<0.4	<0.11	<0.27
MW-56B	45.78	2096.80	06/17/04	07/07/04	Filtered															
MW-56B	26.94	2115.64	05/31/06	06/29/06	Unfiltered	<0.54	1.2	40	<0.21	<0.39	<2.3	<0.35	<0.26	<2.5	<0.81	<0.24	0.63	<0.28	<0.19	<0.38
MW-56C	42.51	2100.26	07/11/03	07/30/03	Unfiltered		2.5	99	<0.55	<0.4	<2	<0.28	<0.22	<2.6	<0.51	<0.29	1.4	<0.4	<0.11	<0.27
MW-56C	45.95	2096.82	06/17/04	07/08/04	Unfiltered	<0.7	2.1	49	<0.55	<0.4	<810	<0.28	<0.22	<2.6	<0.51	<0.29	1.3	<0.4	<0.11	<0.27
MW-56C	45.95	2096.82	06/17/04	07/08/04	Filtered															
MW-56C	18.51	2124.26	06/01/05	06/28/05	Unfiltered	<0.54	1.4	70	<0.21	<0.39	<2.3	<0.35	<0.26	<2.5	<0.81	<0.24	1.0	<0.28	<0.19	<0.38
MW-56C	27.37	2115.40	05/31/06	07/07/06	Unfiltered	<0.54	1.1	60	<0.21	<0.39	<2.3	<0.35	<0.26	<2.5	<0.81	<0.24	0.74	<0.28	<0.19	<0.38
MW-56D	42.06	2100.42	07/11/03	07/29/03	Unfiltered		1.8	71	<0.55	<0.4	<2	<0.28	<0.22	<2.6	<0.51	<0.29	1.0	<0.4	<0.11	<0.27
MW-56D	45.72	2096.76	06/17/04	07/08/04	Unfiltered	<0.7	1.7	43	<0.55	<0.4	<810	<0.28	<0.22	<2.6	<0.51	<0.29	0.75	<0.4	<0.11	<0.27

Consolidation Data Summary Table - Groundwater
Beaumont Site 1

	Water Level Data					SW8260														
Sample Location	Depth to Water (feet below ground surface)	Groundwater Elevation (feet above mean sea level)	Elevation Date	Sample Date	Filter Status	1,3-Dichloropropane -ug/L	1,4-Dichlorobenzene -ug/L	2,2-Dichloropropane -ug/L	2-Butanone (MEK) -ug/L	2-Chlorotoluene -ug/L	2-Hexanone -ug/L	4-Chlorotoluene -ug/L	4-Isopropyltoluene -ug/L	4-Methyl-2-pentanone -ug/L	Acetone -ug/L	Benzene -ug/L	Bromobenzene -ug/L	Chlorobromomethane -ug/L	Bromodichloromethane -ug/L	Bromoform -ug/L
MW-49	8.51	2122.41	06/01/05	06/28/05	Unfiltered	<0.30	<0.30	<0.40	<4.2	<0.24	<1.9	<0.30	<0.21	<2.4	<6.1	<0.26	<0.47	<0.68	<0.27	<0.62
MW-49	16.78	2114.14	05/30/06	06/08/06	Unfiltered	<0.30	<0.30	<0.40	<4.2	<0.24	<1.9	<0.30	<0.21	<2.4	7.4 Jq	<0.26	<0.47	<0.68	<0.27	<0.62
MW-50	47.50	2101.26	05/20/02	05/21/02	Unfiltered															
MW-53	56.41	2096.88	06/17/04	07/01/04	Unfiltered	<0.35	<0.28	<0.39	<1.7	<0.67	<2.5	<0.16	<0.17	<2.6	<3.6	<0.29	<0.26	<0.37	<0.33	<0.87
MW-53	56.41	2096.88	06/17/04	07/01/04	Filtered															
MW-53	27.59	2125.70	06/01/05	06/30/05	Unfiltered	<0.30	<0.30	<0.40	<4.2	<0.24	<1.9	<0.30	<0.21	<2.4	<6.1	<0.26	<0.47	<0.68	<0.27	<0.62
MW-53	37.56	2115.73	05/31/06	06/30/06	Unfiltered	<0.30	<0.30	<0.40	<4.2	<0.24	<1.9	<0.30	<0.21	<2.4	6.4 BJkq	<0.26	<0.47	<0.68	<0.27	<0.62
MW-54	56.31	2097.13	06/17/04	07/08/04	Unfiltered	<0.35	<0.28	<0.39	<1.7	<0.67	<2.5	<0.16	<0.17	<2.6	<3.6	<0.29	<0.26	<0.37	<0.33	<0.87
MW-54	56.31	2097.13	06/17/04	07/08/04	Filtered															
MW-54	27.81	2125.63	06/01/05	07/01/05	Unfiltered	<0.30	<0.30	<0.40	<4.2	<0.24	<1.9	<0.30	<0.21	<2.4	<6.1	<0.26	<0.47	<0.68	<0.27	<0.62
MW-54	37.34	2116.10	06/01/06	07/07/06	Unfiltered	<0.30	<0.30	<0.40	<4.2	<0.24	<1.9	<0.30	<0.21	<2.4	9.1 BJakq	<0.26	<0.47	<0.68	<0.27	<0.62
MW-55	69.32	2097.34	06/17/04	07/09/04	Unfiltered	<0.35	<0.28	<0.39	<1.7	<0.67	<2.5	<0.16	<0.17	<2.6	<3.6	<0.29	<0.26	<0.37	<0.33	<0.87
MW-55	69.32	2097.34	06/17/04	07/09/04	Filtered															
MW-55	50.13	2116.53	06/01/06	07/11/06	Unfiltered	<0.30	<0.30	<0.40	<4.2	<0.24	<1.9	<0.30	<0.21	<2.4	<6.1	<0.26	<0.47	<0.68	<0.27	<0.62
MW-56A	51.22	2089.22	05/20/02	05/22/02	Unfiltered															
MW-56A	54.44	2088.65	07/11/03	07/24/03	Unfiltered	<0.35	<0.28	<0.39	<1.7	<0.67	<2.5	<0.16	<0.17	<2.6	<3.6	<0.29	<0.26	<0.37	<0.33	<0.87
MW-56A	57.85	2085.24	06/17/04	07/06/04	Unfiltered	<0.35	<0.28	<0.39	<1.7	<0.67	<2.5	<0.16	<0.17	<2.6	<3.6	<0.29	<0.26	<0.37	<0.33	<0.87
MW-56A	57.85	2085.24	06/17/04	07/06/04	Filtered															
MW-56A	41.90	2101.19	05/31/06	07/06/06	Unfiltered	<0.30	<0.30	<0.40	<4.2	<0.24	<1.9	<0.30	<0.21	<2.4	<6.1	<0.26	<0.47	<0.68	<0.27	<0.62
MW-56B	38.66	2101.27	05/20/02	05/28/02	Unfiltered	<0.035	<0.072	<0.066	<1.7	<0.087	<0.2	<0.087	<0.084		<0.89	<0.016	<0.029	<0.072	<0.029	<0.068
MW-56B	42.58	2100.00	07/11/03	07/29/03	Unfiltered	<0.35	<0.28	<0.39	<1.7	<0.67	<2.5	<0.16	<0.17	<2.6	<3.6	<0.29	<0.26	<0.37	<0.33	<0.87
MW-56B	45.78	2096.80	06/17/04	07/07/04	Unfiltered	<0.35	<0.28	<0.39	<1.7	<0.67	<2.5	<0.16	<0.17	<2.6	<3.6	<0.29	<0.26	<0.37	<0.33	<0.87
MW-56B	45.78	2096.80	06/17/04	07/07/04	Filtered															
MW-56B	26.94	2115.64	05/31/06	06/29/06	Unfiltered	<0.30	<0.30	<0.40	<4.2	<0.24	<1.9	<0.30	<0.21	<2.4	<6.1	<0.26	<0.47	<0.68	<0.27	<0.62
MW-56C	42.51	2100.26	07/11/03	07/30/03	Unfiltered	<0.35	<0.28	<0.39	<1.7	<0.67	<2.5	<0.16	<0.17	<2.6	<3.6	<0.29	<0.26	<0.37	<0.33	<0.87
MW-56C	45.95	2096.82	06/17/04	07/08/04	Unfiltered	<0.35	<0.28	<0.39	<1.7	<0.67	<2.5	<0.16	<0.17	<2.6	<3.6	<0.29	<0.26	<0.37	<0.33	<0.87
MW-56C	45.95	2096.82	06/17/04	07/08/04	Filtered															
MW-56C	18.51	2124.26	06/01/05	06/28/05	Unfiltered	<0.30	<0.30	<0.40	<4.2	<0.24	<1.9	<0.30	<0.21	<2.4	<6.1	<0.26	<0.47	<0.68	<0.27	<0.62
MW-56C	27.37	2115.40	05/31/06	07/07/06	Unfiltered	<0.30	<0.30	<0.40	<4.2	<0.24	<1.9	<0.30	<0.21	<2.4	7.9 BJakq	<0.26	<0.47	<0.68	<0.27	<0.62
MW-56D	42.06	2100.42	07/11/03	07/29/03	Unfiltered	<0.35	<0.28	<0.39	<1.7	<0.67	<2.5	<0.16	<0.17	<2.6	<3.6	<0.29	<0.26	<0.37	<0.33	<0.87
MW-56D	45.72	2096.76	06/17/04	07/08/04	Unfiltered	<0.35	<0.28	<0.39	<1.7	<0.67	<2.5	<0.16	<0.17	<2.6	<3.6	<0.29	<0.26	<0.37	<0.33	<0.87

Consolidation Data Summary Table - Groundwater
Beaumont Site 1

	Water Level Data					SW8260														
Sample Location	Depth to Water (feet below ground surface)	Groundwater Elevation (feet above mean sea level)	Elevation Date	Sample Date	Filter Status	Bromomethane -ug/L	Carbon disulfide -ug/L	Carbon tetrachloride -ug/L	Chlorobenzene -ug/L	Chlorodibromomethane -ug/L	Chloroethane -ug/L	Chloroform -ug/L	Chloromethane -ug/L	Dibromomethane -ug/L	Dichlorodifluoromethane -ug/L	Dichloromethane -ug/L	Ethylbenzene -ug/L	Hexachlorobutadiene -ug/L	Isopropylbenzene -ug/L	Methyl tert-butyl ether -ug/L
MW-49	8.51	2122.41	06/01/05	06/28/05	Unfiltered	<2.9	<1.0	<0.42	<0.36	<0.45	<0.52	<0.22	<1.8	<0.42	<0.27	<2.6	<0.17		<0.24	<0.29
MW-49	16.78	2114.14	05/30/06	06/08/06	Unfiltered	<2.9	<1.0	<0.42	<0.36	<0.45	<0.52	0.27 Jq	<1.8	<0.42	<0.27	<2.6	<0.17		<0.24	<0.29
MW-50	47.50	2101.26	05/20/02	05/21/02	Unfiltered															
MW-53	56.41	2096.88	06/17/04	07/01/04	Unfiltered	<0.9	<0.28	<0.4	<0.19	<0.29	<0.46	<0.45	<0.43	<0.46	<0.47	<1.7	<0.19		<0.17	<0.28
MW-53	56.41	2096.88	06/17/04	07/01/04	Filtered															
MW-53	27.59	2125.70	06/01/05	06/30/05	Unfiltered	<2.9	<1.0	<0.42	<0.36	<0.45	<0.52	<0.22	<1.8	<0.42	<0.27	<2.6	<0.17		<0.24	<0.29
MW-53	37.56	2115.73	05/31/06	06/30/06	Unfiltered	<2.9	<1.0	<0.42	<0.36	<0.45	<0.52	<0.22	<1.8	<0.42	<0.27	<2.6	<0.17		<0.24	<0.29
MW-54	56.31	2097.13	06/17/04	07/08/04	Unfiltered	<0.9	<0.28	<0.4	<0.19	<0.29	<0.46	<0.45	<0.43	<0.46	<0.47	<1.7	<0.19		<0.17	<0.28
MW-54	56.31	2097.13	06/17/04	07/08/04	Filtered															
MW-54	27.81	2125.63	06/01/05	07/01/05	Unfiltered	<2.9	<1.0	<0.42	<0.36	<0.45	<0.52	<0.22	<1.8	<0.42	<0.27	<2.6	<0.17		<0.24	<0.29
MW-54	37.34	2116.10	06/01/06	07/07/06	Unfiltered	<2.9	<1.0	<0.42	<0.36	<0.45	<0.52	0.26 BJkq	<1.8	<0.42	<0.27	<2.6	<0.17		<0.24	<0.29
MW-55	69.32	2097.34	06/17/04	07/09/04	Unfiltered	<0.9	<0.28	<0.4	<0.19	<0.29	<0.46	<0.45	<0.43	<0.46	<0.47	<1.7	<0.19		<0.17	<0.28
MW-55	69.32	2097.34	06/17/04	07/09/04	Filtered															
MW-55	50.13	2116.53	06/01/06	07/11/06	Unfiltered	<2.9	<1.0	<0.42	<0.36	<0.45	<0.52	0.74 BJkq	<1.8	<0.42	<0.27	<2.6	<0.17		<0.24	<0.29
MW-56A	51.22	2089.22	05/20/02	05/22/02	Unfiltered															
MW-56A	54.44	2088.65	07/11/03	07/24/03	Unfiltered	<0.9	<0.28	<0.4	<0.19	<0.29	<0.46	<0.45	<0.43	<0.46	<0.47	<1.7	<0.19		<0.17	<0.28
MW-56A	57.85	2085.24	06/17/04	07/06/04	Unfiltered	<0.9	<0.28	<0.4	<0.19	<0.29	<0.46	<0.45	<0.43	<0.46	<0.47	<1.7	<0.19		<0.17	<0.28
MW-56A	57.85	2085.24	06/17/04	07/06/04	Filtered															
MW-56A	41.90	2101.19	05/31/06	07/06/06	Unfiltered	<2.9	<1.0	<0.42	<0.36	<0.45	<0.52	<0.22	<1.8	<0.42	<0.27	2.9 BJkq	<0.17		<0.24	<0.29
MW-56B	38.66	2101.27	05/20/02	05/28/02	Unfiltered	<0.11	<0.3	<0.047	<0.017	<0.032	<0.016	0.9 Jq	<0.11	<0.09	<0.04	0.8 BJakq	<0.04	<0.11	<0.077	<0.034
MW-56B	42.58	2100.00	07/11/03	07/29/03	Unfiltered	<0.9	<0.28	<0.4	<0.19	<0.29	<0.46	<0.45	<0.43	<0.46	<0.47	<1.7	<0.19		<0.17	<0.28
MW-56B	45.78	2096.80	06/17/04	07/07/04	Unfiltered	<0.9	<0.28	<0.4	<0.19	<0.29	<0.46	<0.45	<0.43	<0.46	<0.47	<1.7	<0.19		<0.17	<0.28
MW-56B	45.78	2096.80	06/17/04	07/07/04	Filtered															
MW-56B	26.94	2115.64	05/31/06	06/29/06	Unfiltered	<2.9	<1.0	<0.42	<0.36	<0.45	<0.52	0.57 BJkq	<1.8	<0.42	<0.27	3.7 BJakq	<0.17		<0.24	<0.29
MW-56C	42.51	2100.26	07/11/03	07/30/03	Unfiltered	<0.9	<0.28	<0.4	<0.19	<0.29	<0.46	1.3	<0.43	<0.46	<0.47	<1.7	<0.19		<0.17	<0.28
MW-56C	45.95	2096.82	06/17/04	07/08/04	Unfiltered	<0.9	<0.28	<0.4	<0.19	<0.29	<0.46	1.0	<0.43	<0.46	<0.47	<1.7	<0.19		<0.17	<0.28
MW-56C	45.95	2096.82	06/17/04	07/08/04	Filtered															
MW-56C	18.51	2124.26	06/01/05	06/28/05	Unfiltered	<2.9	<1.0	<0.42	<0.36	<0.45	<0.52	<0.22	<1.8	<0.42	<0.27	<2.6	<0.17		<0.24	<0.29
MW-56C	27.37	2115.40	05/31/06	07/07/06	Unfiltered	<2.9	<1.0	<0.42	<0.36	<0.45	<0.52	0.49 BJkq	<1.8	<0.42	<0.27	<2.6	<0.17		<0.24	<0.29
MW-56D	42.06	2100.42	07/11/03	07/29/03	Unfiltered	<0.9	<0.28	<0.4	<0.19	<0.29	<0.46	1.3	<0.43	<0.46	<0.47	<1.7	<0.19		<0.17	<0.28
MW-56D	45.72	2096.76	06/17/04	07/08/04	Unfiltered	<0.9	<0.28	<0.4	<0.19	<0.29	<0.46	1.4	<0.43	<0.46	<0.47	<1.7	<0.19		<0.17	<0.28

Consolidation Data Summary Table - Groundwater
Beaumont Site 1

	Water Level Data					SW8260													
Sample Location	Depth to Water (feet below ground surface)	Groundwater Elevation (feet above mean sea level)	Elevation Date	Sample Date	Filter Status	Naphthalene -ug/L	Styrene -ug/L	Tetrachloroethene -ug/L	Toluene -ug/L	Trichloroethene -ug/L	Trichlorofluoromethane -ug/L	Vinyl acetate -ug/L	Vinyl chloride -ug/L	cis-1,2-Dichloroethene -ug/L	cis-1,3-Dichloropropene -ug/L	n-Butylbenzene -ug/L	m,p-Xylenes -ug/L	n-Propylbenzene -ug/L	o-Xylene -ug/L
MW-49	8.51	2122.41	06/01/05	06/28/05	Unfiltered	<0.95	<0.29	<0.29	<0.35	30	<0.36	<3.2	<0.33	<0.35	<0.45	<0.29	<0.38	<0.30	<0.21
MW-49	16.78	2114.14	05/30/06	06/08/06	Unfiltered	<0.95	<0.29	<0.29	<0.35	13	<0.36	<3.2	<0.33	<0.35	<0.45	<0.29	<0.38	<0.30	<0.21
MW-50	47.50	2101.26	05/20/02	05/21/02	Unfiltered														
MW-53	56.41	2096.88	06/17/04	07/01/04	Unfiltered	<0.56	<0.14	<0.2	<0.35	7.1 Bk	<0.27	<3.6	<0.35	<0.56	<0.44	<0.34	<0.17	<0.24	<0.16
MW-53	56.41	2096.88	06/17/04	07/01/04	Filtered														
MW-53	27.59	2125.70	06/01/05	06/30/05	Unfiltered	<0.95	<0.29	<0.29	<0.35	5.8	<0.36	<3.2	<0.33	<0.35	<0.45	<0.29	<0.38	<0.30	<0.21
MW-53	37.56	2115.73	05/31/06	06/30/06	Unfiltered	<0.95	<0.29	<0.29	<0.35	8.4	<0.36	<3.2	<0.33	<0.35	<0.45	<0.29	<0.38	<0.30	<0.21
MW-54	56.31	2097.13	06/17/04	07/08/04	Unfiltered	<0.56	<0.14	<0.2	<0.35	72	<0.27	<3.6	<0.35	<0.56	<0.44	<0.34	<0.17	<0.24	<0.16
MW-54	56.31	2097.13	06/17/04	07/08/04	Filtered														
MW-54	27.81	2125.63	06/01/05	07/01/05	Unfiltered	<0.95	<0.29	<0.29	<0.35	46	<0.36	<3.2	<0.33	<0.35	<0.45	<0.29	<0.38	<0.30	<0.21
MW-54	37.34	2116.10	06/01/06	07/07/06	Unfiltered	<0.95	<0.29	<0.29	<0.35	20	<0.36	<3.2	<0.33	<0.35	<0.45	<0.29	<0.38	<0.30	<0.21
MW-55	69.32	2097.34	06/17/04	07/09/04	Unfiltered	<0.56	<0.14	<0.2	<0.35	110	<0.27	<3.6	<0.35	1.1	<0.44	<0.34	<0.17	<0.24	<0.16
MW-55	69.32	2097.34	06/17/04	07/09/04	Filtered														
MW-55	50.13	2116.53	06/01/06	07/11/06	Unfiltered	<0.95	<0.29	<0.29	<0.35	73	<0.36	<3.2	<0.33	0.82 Jq	<0.45	<0.29	<0.38	<0.30	<0.21
MW-56A	51.22	2089.22	05/20/02	05/22/02	Unfiltered														
MW-56A	54.44	2088.65	07/11/03	07/24/03	Unfiltered	<0.56	<0.14	<0.2	<0.35	<0.48	<0.27	<3.6	<0.35	<0.56	<0.44	<0.34	<0.17	<0.24	<0.16
MW-56A	57.85	2085.24	06/17/04	07/06/04	Unfiltered	<0.56	<0.14	<0.2	<0.35	2.8	<0.27	<3.6	<0.35	<0.56	<0.44	<0.34	<0.17	<0.24	<0.16
MW-56A	57.85	2085.24	06/17/04	07/06/04	Filtered														
MW-56A	41.90	2101.19	05/31/06	07/06/06	Unfiltered	<0.95	<0.29	<0.29	<0.35	1.6 Bk	<0.36	<3.2	<0.33	<0.35	<0.45	<0.29	<0.38	<0.30	<0.21
MW-56B	38.66	2101.27	05/20/02	05/28/02	Unfiltered	<0.21	<0.044	<0.087	<0.031	77	<0.043		<0.03	<0.061	<0.024	<0.11	<0.11	<0.068	<0.029
MW-56B	42.58	2100.00	07/11/03	07/29/03	Unfiltered	<0.56	<0.14	<0.2	<0.35	43	<0.27	<3.6	<0.35	<0.56	<0.44	<0.34	<0.17	<0.24	<0.16
MW-56B	45.78	2096.80	06/17/04	07/07/04	Unfiltered	<0.56	<0.14	<0.2	<0.35	43	<0.27	<3.6	<0.35	<0.56	<0.44	<0.34	<0.17	<0.24	<0.16
MW-56B	45.78	2096.80	06/17/04	07/07/04	Filtered														
MW-56B	26.94	2115.64	05/31/06	06/29/06	Unfiltered	<0.95	<0.29	<0.29	<0.35	25	<0.36	<3.2	<0.33	<0.35	<0.45	<0.29	<0.38	<0.30	<0.21
MW-56C	42.51	2100.26	07/11/03	07/30/03	Unfiltered	<0.56	<0.14	<0.2	<0.35	100	<0.27	<3.6	<0.35	<0.56	<0.44	<0.34	<0.17	<0.24	<0.16
MW-56C	45.95	2096.82	06/17/04	07/08/04	Unfiltered	<0.56	<0.14	<0.2	<0.35	81	<0.27	<3.6	<0.35	<0.56	<0.44	<0.34	<0.17	<0.24	<0.16
MW-56C	45.95	2096.82	06/17/04	07/08/04	Filtered														
MW-56C	18.51	2124.26	06/01/05	06/28/05	Unfiltered	<0.95	<0.29	<0.29	<0.35	70	<0.36	<3.2	<0.33	<0.35	<0.45	<0.29	<0.38	<0.30	<0.21
MW-56C	27.37	2115.40	05/31/06	07/07/06	Unfiltered	<0.95	<0.29	<0.29	<0.35	38	<0.36	<3.2	<0.33	<0.35	<0.45	<0.29	<0.38	<0.30	<0.21
MW-56D	42.06	2100.42	07/11/03	07/29/03	Unfiltered	<0.56	<0.14	<0.2	<0.35	61	<0.27	<3.6	<0.35	<0.56	<0.44	<0.34	<0.17	<0.24	<0.16
MW-56D	45.72	2096.76	06/17/04	07/08/04	Unfiltered	<0.56	<0.14	<0.2	<0.35	61	<0.27	<3.6	<0.35	<0.56	<0.44	<0.34	<0.17	<0.24	<0.16

Consolidation Data Summary Table - Groundwater
Beaumont Site 1

Sample Location	Water Level Data			Sample Date	Filter Status	SW8260				SW8270	SW8330						
	Depth to Water (feet below ground surface)	Groundwater Elevation (feet above mean sea level)	Elevation Date			sec-Butylbenzene -ug/L	tert-Butylbenzene -ug/L	trans-1,2-Dichloroethene -ug/L	trans-1,3-Dichloropropene -ug/L	1,4-Dioxane -ug/L	1,3,5-Trinitrobenzene (TNB) -ug/L	1,3-Dinitrobenzene -ug/L	2,4,6-Trinitrotoluene (TNT) -ug/L	2,4-Dinitrotoluene -ug/L	2,6-Dinitrotoluene -ug/L	2-Amino-4,6-dinitrotoluene -ug/L	2/4-Nitrotoluene -ug/L
MW-49	8.51	2122.41	06/01/05	06/28/05	Unfiltered	<0.21	<0.17	<0.29	<0.31								
MW-49	16.78	2114.14	05/30/06	06/08/06	Unfiltered	<0.21	<0.17	<0.29	<0.31								
MW-50	47.50	2101.26	05/20/02	05/21/02	Unfiltered					10							
MW-53	56.41	2096.88	06/17/04	07/01/04	Unfiltered	<0.11	<0.23	<0.6	<0.3								
MW-53	56.41	2096.88	06/17/04	07/01/04	Filtered						<0.11 Rd	<0.19 Rd	<0.14	<0.07	<0.17	<0.09	<0.4
MW-53	27.59	2125.70	06/01/05	06/30/05	Unfiltered	<0.21	<0.17	<0.29	<0.31								
MW-53	37.56	2115.73	05/31/06	06/30/06	Unfiltered	<0.21	<0.17	<0.29	<0.31								
MW-54	56.31	2097.13	06/17/04	07/08/04	Unfiltered	<0.11	<0.23	<0.6	<0.3								
MW-54	56.31	2097.13	06/17/04	07/08/04	Filtered						<0.11	<0.19	<0.14	<0.07	<0.17	<0.09	<0.4
MW-54	27.81	2125.63	06/01/05	07/01/05	Unfiltered	<0.21	<0.17	<0.29	<0.31								
MW-54	37.34	2116.10	06/01/06	07/07/06	Unfiltered	<0.21	<0.17	<0.29	<0.31								
MW-55	69.32	2097.34	06/17/04	07/09/04	Unfiltered	<0.11	<0.23	<0.6	<0.3								
MW-55	69.32	2097.34	06/17/04	07/09/04	Filtered						<0.11	<0.19	<0.14	<0.07	<0.17	<0.09	<0.4
MW-55	50.13	2116.53	06/01/06	07/11/06	Unfiltered	<0.21	<0.17	<0.29	<0.31								
MW-56A	51.22	2089.22	05/20/02	05/22/02	Unfiltered					<0.047 UJe							
MW-56A	54.44	2088.65	07/11/03	07/24/03	Unfiltered	<0.11	<0.23	<0.6	<0.3								
MW-56A	57.85	2085.24	06/17/04	07/06/04	Unfiltered	<0.11	<0.23	<0.6	<0.3								
MW-56A	57.85	2085.24	06/17/04	07/06/04	Filtered						<0.11	<0.19	<0.14	<0.07	<0.17	<0.09	<0.4
MW-56A	41.90	2101.19	05/31/06	07/06/06	Unfiltered	<0.21	<0.17	<0.29	<0.31								
MW-56B	38.66	2101.27	05/20/02	05/28/02	Unfiltered	<0.077	<0.078	<0.031	<0.03	11							
MW-56B	42.58	2100.00	07/11/03	07/29/03	Unfiltered	<0.11	<0.23	<0.6	<0.3								
MW-56B	45.78	2096.80	06/17/04	07/07/04	Unfiltered	<0.11	<0.23	<0.6	<0.3								
MW-56B	45.78	2096.80	06/17/04	07/07/04	Filtered						<0.11	<0.19	<0.14	<0.07	<0.17	<0.09	<0.4
MW-56B	26.94	2115.64	05/31/06	06/29/06	Unfiltered	<0.21	<0.17	<0.29	<0.31								
MW-56C	42.51	2100.26	07/11/03	07/30/03	Unfiltered	<0.11	<0.23	<0.6	<0.3								
MW-56C	45.95	2096.82	06/17/04	07/08/04	Unfiltered	<0.11	<0.23	<0.6	<0.3								
MW-56C	45.95	2096.82	06/17/04	07/08/04	Filtered						<0.11	<0.19	<0.14	<0.07	<0.17	<0.09	<0.4
MW-56C	18.51	2124.26	06/01/05	06/28/05	Unfiltered	<0.21	<0.17	<0.29	<0.31								
MW-56C	27.37	2115.40	05/31/06	07/07/06	Unfiltered	<0.21	<0.17	<0.29	<0.31								
MW-56D	42.06	2100.42	07/11/03	07/29/03	Unfiltered	<0.11	<0.23	<0.6	<0.3								
MW-56D	45.72	2096.76	06/17/04	07/08/04	Unfiltered	<0.11	<0.23	<0.6	<0.3								

Consolidation Data Summary Table - Groundwater
Beaumont Site 1

Sample Location	Water Level Data			Sample Date	Filter Status	SW8330					
	Depth to Water (feet below ground surface)	Groundwater Elevation (feet above mean sea level)	Elevation Date			3-Nitrotoluene -ug/L	4-Amino-2,6-dinitrotoluene -ug/L	HMX -ug/L	Nitrobenzene -ug/L	RDX -ug/L	Tetryl -ug/L
MW-49	8.51	2122.41	06/01/05	06/28/05	Unfiltered						
MW-49	16.78	2114.14	05/30/06	06/08/06	Unfiltered						
MW-50	47.50	2101.26	05/20/02	05/21/02	Unfiltered						
MW-53	56.41	2096.88	06/17/04	07/01/04	Unfiltered						
MW-53	56.41	2096.88	06/17/04	07/01/04	Filtered	<0.18	<0.08	<0.2	<0.22 Rd	<0.15	<0.12
MW-53	27.59	2125.70	06/01/05	06/30/05	Unfiltered						
MW-53	37.56	2115.73	05/31/06	06/30/06	Unfiltered						
MW-54	56.31	2097.13	06/17/04	07/08/04	Unfiltered						
MW-54	56.31	2097.13	06/17/04	07/08/04	Filtered	<0.18	<0.08	<0.2	<0.22	<0.15	<0.12
MW-54	27.81	2125.63	06/01/05	07/01/05	Unfiltered						
MW-54	37.34	2116.10	06/01/06	07/07/06	Unfiltered						
MW-55	69.32	2097.34	06/17/04	07/09/04	Unfiltered						
MW-55	69.32	2097.34	06/17/04	07/09/04	Filtered	<0.18	<0.08	<0.2	<0.22	<0.15	<0.12
MW-55	50.13	2116.53	06/01/06	07/11/06	Unfiltered						
MW-56A	51.22	2089.22	05/20/02	05/22/02	Unfiltered						
MW-56A	54.44	2088.65	07/11/03	07/24/03	Unfiltered						
MW-56A	57.85	2085.24	06/17/04	07/06/04	Unfiltered						
MW-56A	57.85	2085.24	06/17/04	07/06/04	Filtered	<0.18	<0.08	<0.2	<0.22	<0.15	<0.12
MW-56A	41.90	2101.19	05/31/06	07/06/06	Unfiltered						
MW-56B	38.66	2101.27	05/20/02	05/28/02	Unfiltered						
MW-56B	42.58	2100.00	07/11/03	07/29/03	Unfiltered						
MW-56B	45.78	2096.80	06/17/04	07/07/04	Unfiltered						
MW-56B	45.78	2096.80	06/17/04	07/07/04	Filtered	<0.18	<0.08	<0.2	<0.22	<0.15	<0.12
MW-56B	26.94	2115.64	05/31/06	06/29/06	Unfiltered						
MW-56C	42.51	2100.26	07/11/03	07/30/03	Unfiltered						
MW-56C	45.95	2096.82	06/17/04	07/08/04	Unfiltered						
MW-56C	45.95	2096.82	06/17/04	07/08/04	Filtered	<0.18	<0.08	<0.2	<0.22	<0.15	<0.12
MW-56C	18.51	2124.26	06/01/05	06/28/05	Unfiltered						
MW-56C	27.37	2115.40	05/31/06	07/07/06	Unfiltered						
MW-56D	42.06	2100.42	07/11/03	07/29/03	Unfiltered						
MW-56D	45.72	2096.76	06/17/04	07/08/04	Unfiltered						

Consolidation Data Summary Table - Groundwater
Beaumont Site 1

	Water Level Data					E160.1	E1624	E1625C	E1625C	E218.6	E300.0				E314.0	E314.1	E524.2	SM2320
Sample Location	Depth to Water (feet below ground surface)	Groundwater Elevation (feet above mean sea level)	Elevation Date	Sample Date	Filter Status	Total Dissolved Solids -mg/L	1,4-Dioxane -ug/L	1,4-Dioxane -ug/L	N-Nitrosodimethylamine -ng/L	Hexavalent chromium -ug/L	Chloride -mg/L	Nitrate -mg/L	Nitrogen, as Nitrite -mg/L	Sulfate -mg/L	Perchlorate -ug/L	Perchlorate -ug/L	1,2,3-Trichloropropane -ug/L	Alkalinity, Bicarbonate (as CaCO3) -mg/L
MW-56D	45.72	2096.76	06/17/04	07/08/04	Filtered													
MW-56D	26.89	2115.59	05/31/06	07/11/06	Unfiltered			13							670			
MW-57A	41.94	2101.40	05/20/02	05/29/02	Unfiltered	181 Bk					7.0 Bk	8.7	<0.12	9.8 Bk		1250		61.8 Bk
MW-57A	49.08	2096.90	06/17/04	07/07/04	Unfiltered		37			2.2						1000		
MW-57A	49.08	2096.90	06/17/04	07/07/04	Filtered													
MW-57A	30.18	2115.80	05/31/06	07/05/06	Unfiltered			24							940			
MW-57B	42.13	2101.45	05/20/02	05/28/02	Unfiltered											608		
MW-57B	49.22	2096.97	06/17/04	07/07/04	Unfiltered		23			3.1						350		
MW-57B	49.22	2096.97	06/17/04	07/07/04	Filtered													
MW-57B	30.35	2115.84	05/31/06	07/11/06	Unfiltered			22	<0.48	1.5					670		<0.0017	
MW-57B	30.35	2115.84	05/31/06	07/11/06	Filtered													
MW-57C	49.04	2096.98	06/17/04	07/07/04	Filtered													
MW-57C	49.04	2096.98	06/17/04	07/07/04	Unfiltered		34			2.4						680		
MW-57C	30.15	2115.87	05/31/06	07/07/06	Unfiltered			22							590			
MW-57D	49.17	2096.93	06/17/04	07/07/04	Unfiltered		41			2.7						1300		
MW-57D	49.17	2096.93	06/17/04	07/07/04	Filtered													
MW-57D	21.32	2124.78	06/01/05	06/27/05	Unfiltered			30		2.5					1100			
MW-57D	30.35	2115.75	05/31/06	07/10/06	Unfiltered			25	<0.48	2.3					830		0.0028 BJakq	
MW-57D	30.35	2115.75	05/31/06	07/10/06	Filtered													
MW-58A	40.62	2100.11	07/11/03	07/24/03	Unfiltered		21									18		
MW-58A	44.24	2096.49	06/17/04	07/06/04	Unfiltered		28			2.8						260		
MW-58A	44.24	2096.49	06/17/04	07/06/04	Filtered													
MW-58A	25.65	2115.08	05/30/06	06/14/06	Unfiltered			7.0							520			
MW-58B	40.61	2100.17	07/11/03	07/29/03	Unfiltered		26									440		
MW-58B	44.10	2096.68	06/17/04	07/06/04	Unfiltered		26			2.9						350		
MW-58B	44.10	2096.68	06/17/04	07/06/04	Filtered													
MW-58B	25.53	2115.25	05/30/06	06/14/06	Unfiltered			27							910			
MW-58C	40.93	2100.09	07/11/03	07/28/03	Unfiltered		27									1100		
MW-58C	44.45	2096.57	06/17/04	07/06/04	Unfiltered		26			2.7						1300		
MW-58C	44.45	2096.57	06/17/04	07/06/04	Filtered													
MW-58C	25.94	2115.08	05/30/06	06/14/06	Unfiltered			22							620			

Consolidation Data Summary Table - Groundwater
Beaumont Site 1

Sample Location	Water Level Data			Sample Date	Filter Status	SW6010							
	Depth to Water (feet below ground surface)	Groundwater Elevation (feet above mean sea level)	Elevation Date			Antimony -mg/L	Arsenic -mg/L	Barium -mg/L	Beryllium -mg/L	Cadmium -mg/L	Calcium -mg/L	Chromium -mg/L	Cobalt -mg/L
MW-56D	45.72	2096.76	06/17/04	07/08/04	Filtered								
MW-56D	26.89	2115.59	05/31/06	07/11/06	Unfiltered								
MW-57A	41.94	2101.40	05/20/02	05/29/02	Unfiltered	<0.00180	0.00150 BJkq	0.0861	<0.0000500	<0.0000950	26.5	0.00380 BJkq	0.000230 BJkq
MW-57A	49.08	2096.90	06/17/04	07/07/04	Unfiltered	<0.00209	<0.00308	0.0964	<0.00017	<0.00035		<0.00035	<0.00069
MW-57A	49.08	2096.90	06/17/04	07/07/04	Filtered								
MW-57A	30.18	2115.80	05/31/06	07/05/06	Unfiltered								
MW-57B	42.13	2101.45	05/20/02	05/28/02	Unfiltered								
MW-57B	49.22	2096.97	06/17/04	07/07/04	Unfiltered	<0.00209	<0.00308	0.0664	<0.00017	<0.00035		<0.00035	<0.00069
MW-57B	49.22	2096.97	06/17/04	07/07/04	Filtered								
MW-57B	30.35	2115.84	05/31/06	07/11/06	Unfiltered		<0.00308		<0.000176	<0.000350			
MW-57B	30.35	2115.84	05/31/06	07/11/06	Filtered		<0.00308		<0.000176	<0.000350			
MW-57C	49.04	2096.98	06/17/04	07/07/04	Filtered								
MW-57C	49.04	2096.98	06/17/04	07/07/04	Unfiltered	<0.00209	<0.00308	0.0787	<0.00017	<0.00035		<0.00035	<0.00069
MW-57C	30.15	2115.87	05/31/06	07/07/06	Unfiltered								
MW-57D	49.17	2096.93	06/17/04	07/07/04	Unfiltered	<0.00209	<0.00308	0.0943	<0.00017	<0.00035		<0.00035	<0.00069
MW-57D	49.17	2096.93	06/17/04	07/07/04	Filtered								
MW-57D	21.32	2124.78	06/01/05	06/27/05	Unfiltered	<0.00209	<0.00308	0.0971	<0.000176	<0.000350		<0.000350	<0.000696
MW-57D	30.35	2115.75	05/31/06	07/10/06	Unfiltered		<0.00308		<0.000176	<0.000350			
MW-57D	30.35	2115.75	05/31/06	07/10/06	Filtered		<0.00308		<0.000176	<0.000350			
MW-58A	40.62	2100.11	07/11/03	07/24/03	Unfiltered								
MW-58A	44.24	2096.49	06/17/04	07/06/04	Unfiltered	<0.00209	<0.00308	0.0841	<0.00017	<0.00035		<0.00035	<0.00069
MW-58A	44.24	2096.49	06/17/04	07/06/04	Filtered								
MW-58A	25.65	2115.08	05/30/06	06/14/06	Unfiltered								
MW-58B	40.61	2100.17	07/11/03	07/29/03	Unfiltered								
MW-58B	44.10	2096.68	06/17/04	07/06/04	Unfiltered	<0.00209	<0.00308	0.0712	<0.00017	<0.00035		<0.00035	<0.00069
MW-58B	44.10	2096.68	06/17/04	07/06/04	Filtered								
MW-58B	25.53	2115.25	05/30/06	06/14/06	Unfiltered								
MW-58C	40.93	2100.09	07/11/03	07/28/03	Unfiltered								
MW-58C	44.45	2096.57	06/17/04	07/06/04	Unfiltered	<0.00209	<0.00308	0.0800	<0.00017	<0.00035		<0.00035	<0.00069
MW-58C	44.45	2096.57	06/17/04	07/06/04	Filtered								
MW-58C	25.94	2115.08	05/30/06	06/14/06	Unfiltered								

Consolidation Data Summary Table - Groundwater
Beaumont Site 1

Sample Location	Water Level Data			Sample Date	Filter Status	SW6010						
	Depth to Water (feet below ground surface)	Groundwater Elevation (feet above mean sea level)	Elevation Date			Copper -mg/L	Lead -mg/L	Magnesium -mg/L	Molybdenum -mg/L	Nickel -mg/L	Potassium -mg/L	Selenium -mg/L
MW-56D	45.72	2096.76	06/17/04	07/08/04	Filtered							
MW-56D	26.89	2115.59	05/31/06	07/11/06	Unfiltered							
MW-57A	41.94	2101.40	05/20/02	05/29/02	Unfiltered	0.000950 BJkq	<0.000660	4.97	0.00310 BJkq	0.00480 BJkq	1.45 Ba	<0.00260
MW-57A	49.08	2096.90	06/17/04	07/07/04	Unfiltered	<0.00134	<0.00236		<0.0008	<0.00137		<0.00295
MW-57A	49.08	2096.90	06/17/04	07/07/04	Filtered							
MW-57A	30.18	2115.80	05/31/06	07/05/06	Unfiltered							
MW-57B	42.13	2101.45	05/20/02	05/28/02	Unfiltered							
MW-57B	49.22	2096.97	06/17/04	07/07/04	Unfiltered	<0.00134	<0.00236		<0.0008	<0.00137		<0.00295
MW-57B	49.22	2096.97	06/17/04	07/07/04	Filtered							
MW-57B	30.35	2115.84	05/31/06	07/11/06	Unfiltered		<0.00236					
MW-57B	30.35	2115.84	05/31/06	07/11/06	Filtered		<0.00236					
MW-57C	49.04	2096.98	06/17/04	07/07/04	Filtered							
MW-57C	49.04	2096.98	06/17/04	07/07/04	Unfiltered	<0.00134	<0.00236		<0.0008	<0.00137		<0.00295
MW-57C	30.15	2115.87	05/31/06	07/07/06	Unfiltered							
MW-57D	49.17	2096.93	06/17/04	07/07/04	Unfiltered	<0.00134	<0.00236		<0.0008	<0.00137		<0.00295
MW-57D	49.17	2096.93	06/17/04	07/07/04	Filtered							
MW-57D	21.32	2124.78	06/01/05	06/27/05	Unfiltered	<0.00134	<0.00236		<0.000800	<0.00137		<0.00295
MW-57D	30.35	2115.75	05/31/06	07/10/06	Unfiltered		<0.00236					
MW-57D	30.35	2115.75	05/31/06	07/10/06	Filtered		<0.00236					
MW-58A	40.62	2100.11	07/11/03	07/24/03	Unfiltered							
MW-58A	44.24	2096.49	06/17/04	07/06/04	Unfiltered	<0.00134	<0.00236		<0.0008	<0.00137		<0.00295
MW-58A	44.24	2096.49	06/17/04	07/06/04	Filtered							
MW-58A	25.65	2115.08	05/30/06	06/14/06	Unfiltered							
MW-58B	40.61	2100.17	07/11/03	07/29/03	Unfiltered							
MW-58B	44.10	2096.68	06/17/04	07/06/04	Unfiltered	<0.00134	<0.00236		<0.0008	<0.00137		<0.00295
MW-58B	44.10	2096.68	06/17/04	07/06/04	Filtered							
MW-58B	25.53	2115.25	05/30/06	06/14/06	Unfiltered							
MW-58C	40.93	2100.09	07/11/03	07/28/03	Unfiltered							
MW-58C	44.45	2096.57	06/17/04	07/06/04	Unfiltered	<0.00134	<0.00236		<0.0008	<0.00137		<0.00295
MW-58C	44.45	2096.57	06/17/04	07/06/04	Filtered							
MW-58C	25.94	2115.08	05/30/06	06/14/06	Unfiltered							

Consolidation Data Summary Table - Groundwater
Beaumont Site 1

Sample Location	Water Level Data			Sample Date	Filter Status	SW6010					SW7470	SW8260			
	Depth to Water (feet below ground surface)	Groundwater Elevation (feet above mean sea level)	Elevation Date			Silver -mg/L	Sodium -mg/L	Thallium -mg/L	Vanadium -mg/L	Zinc -mg/L	Mercury -mg/L	1,1,1,2-Tetrachloroethane -ug/L	1,1,1-Trichloroethane -ug/L	1,1,2,2-Tetrachloroethane -ug/L	1,1,2-Trichloroethane -ug/L
MW-56D	45.72	2096.76	06/17/04	07/08/04	Filtered										
MW-56D	26.89	2115.59	05/31/06	07/11/06	Unfiltered							<0.37	<0.32	<0.37	<0.54
MW-57A	41.94	2101.40	05/20/02	05/29/02	Unfiltered	<0.000250	18.6	0.00170 Jq	0.00350 Jq	0.00460 BJkq	0.000120 BJkq				
MW-57A	49.08	2096.90	06/17/04	07/07/04	Unfiltered	<0.0004		<0.00233	<0.00031	<0.00084	<0.00006	<0.45	1.6	<0.19	<0.42
MW-57A	49.08	2096.90	06/17/04	07/07/04	Filtered										
MW-57A	30.18	2115.80	05/31/06	07/05/06	Unfiltered							<0.37	0.64 Jq	<0.37	<0.54
MW-57B	42.13	2101.45	05/20/02	05/28/02	Unfiltered							<0.031	3 Jq	<0.03	<0.06
MW-57B	49.22	2096.97	06/17/04	07/07/04	Unfiltered	<0.0004		<0.00233	0.00536	<0.00084	<0.00006	<0.45	1.2	<0.19	<0.42
MW-57B	49.22	2096.97	06/17/04	07/07/04	Filtered										
MW-57B	30.35	2115.84	05/31/06	07/11/06	Unfiltered							<0.37	<0.32	<0.37	<0.54
MW-57B	30.35	2115.84	05/31/06	07/11/06	Filtered										
MW-57C	49.04	2096.98	06/17/04	07/07/04	Filtered										
MW-57C	49.04	2096.98	06/17/04	07/07/04	Unfiltered	<0.0004		<0.00233	<0.00031	<0.00084	<0.00006	<0.45	1.2	<0.19	<0.42
MW-57C	30.15	2115.87	05/31/06	07/07/06	Unfiltered							<0.37	0.62 Jq	<0.37	<0.54
MW-57D	49.17	2096.93	06/17/04	07/07/04	Unfiltered	<0.0004		<0.00233	<0.00031	<0.00084	<0.00006	<0.45	1.6	<0.19	<0.42
MW-57D	49.17	2096.93	06/17/04	07/07/04	Filtered										
MW-57D	21.32	2124.78	06/01/05	06/27/05	Unfiltered	<0.000400		<0.00233	<0.000314	<0.000848	<0.0000672	<0.37	1.1	<0.37	<0.54
MW-57D	30.35	2115.75	05/31/06	07/10/06	Unfiltered							<0.37	<0.32	<0.37	<0.54
MW-57D	30.35	2115.75	05/31/06	07/10/06	Filtered										
MW-58A	40.62	2100.11	07/11/03	07/24/03	Unfiltered							<0.45	1.0	<0.19	<0.42
MW-58A	44.24	2096.49	06/17/04	07/06/04	Unfiltered	<0.0004		<0.00233	<0.00031	<0.00084	<0.00006	<0.45	<0.46	<0.19	<0.42
MW-58A	44.24	2096.49	06/17/04	07/06/04	Filtered										
MW-58A	25.65	2115.08	05/30/06	06/14/06	Unfiltered							<0.37	<0.32	<0.37	<0.54
MW-58B	40.61	2100.17	07/11/03	07/29/03	Unfiltered							<0.45	1.4	<0.19	<0.42
MW-58B	44.10	2096.68	06/17/04	07/06/04	Unfiltered	<0.0004		<0.00233	<0.00031	<0.00084	<0.00006	<0.45	<0.46	<0.19	<0.42
MW-58B	44.10	2096.68	06/17/04	07/06/04	Filtered										
MW-58B	25.53	2115.25	05/30/06	06/14/06	Unfiltered							<0.37	0.39 Jq	<0.37	<0.54
MW-58C	40.93	2100.09	07/11/03	07/28/03	Unfiltered							<0.45	1.3	<0.19	<0.42
MW-58C	44.45	2096.57	06/17/04	07/06/04	Unfiltered	<0.0004		<0.00233	<0.00031	<0.00084	<0.00006	<0.45	<0.46	<0.19	<0.42
MW-58C	44.45	2096.57	06/17/04	07/06/04	Filtered										
MW-58C	25.94	2115.08	05/30/06	06/14/06	Unfiltered							<0.37	0.53 Jq	<0.37	<0.54

Consolidation Data Summary Table - Groundwater
Beaumont Site 1

Sample Location	Water Level Data			Sample Date	Filter Status	SW8260														
	Depth to Water (feet below ground surface)	Groundwater Elevation (feet above mean sea level)	Elevation Date			1,1,2-Trichlorotrifluoroethane -ug/L	1,1-Dichloroethane -ug/L	1,1-Dichloroethene -ug/L	1,1-Dichloropropene -ug/L	1,2,3-Trichlorobenzene -ug/L	1,2,3-Trichloropropane -ng/L	1,2,4-Trichlorobenzene -ug/L	1,2,4-Trimethylbenzene -ug/L	1,2-Dibromo-3-chloropropane -ug/L	1,2-Dibromoethane -ug/L	1,2-Dichlorobenzene -ug/L	1,2-Dichloroethane -ug/L	1,2-Dichloropropane -ug/L	1,3,5-Trimethylbenzene -ug/L	1,3-Dichlorobenzene -ug/L
MW-56D	45.72	2096.76	06/17/04	07/08/04	Filtered															
MW-56D	26.89	2115.59	05/31/06	07/11/06	Unfiltered	<0.54	0.72 Jq	39	<0.21	<0.39	<2.3	<0.35	<0.26	<2.5	<0.81	<0.24	0.66	<0.28	<0.19	<0.38
MW-57A	41.94	2101.40	05/20/02	05/29/02	Unfiltered															
MW-57A	49.08	2096.90	06/17/04	07/07/04	Unfiltered	<0.7	2.1	110	<0.55	<0.4	<2	<0.28	<0.22	<2.6	<0.51	<0.29	1.2	<0.4	<0.11	<0.27
MW-57A	49.08	2096.90	06/17/04	07/07/04	Filtered															
MW-57A	30.18	2115.80	05/31/06	07/05/06	Unfiltered	<0.54	0.80 Jq	56	<0.21	<0.39	<2.3	<0.35	<0.26	<2.5	<0.81	<0.24	0.68	<0.28	<0.19	<0.38
MW-57B	42.13	2101.45	05/20/02	05/28/02	Unfiltered		2 Jq	75	<0.052	<0.12	<0.16	<0.12	<0.069	<0.14	<0.089	<0.063	1 Jq	<0.029	<0.077	<0.058
MW-57B	49.22	2096.97	06/17/04	07/07/04	Unfiltered	<0.7	1.7	64	<0.55	<0.4	<810	<0.28	<0.22	<2.6	<0.51	<0.29	0.82	<0.4	<0.11	<0.27
MW-57B	49.22	2096.97	06/17/04	07/07/04	Filtered															
MW-57B	30.35	2115.84	05/31/06	07/11/06	Unfiltered	<0.54	1.2	38	<0.21	<0.39	<2.3	<0.35	<0.26	<2.5	<0.81	<0.24	1.3	<0.28	<0.19	<0.38
MW-57B	30.35	2115.84	05/31/06	07/11/06	Filtered															
MW-57C	49.04	2096.98	06/17/04	07/07/04	Filtered															
MW-57C	49.04	2096.98	06/17/04	07/07/04	Unfiltered	<0.7	1.3	72	<0.55	<0.4	<810	<0.28	<0.22	<2.6	<0.51	<0.29	1.4	<0.4	<0.11	<0.27
MW-57C	30.15	2115.87	05/31/06	07/07/06	Unfiltered	<0.54	0.91 Jq	43	<0.21	<0.39	<2.3	<0.35	<0.26	<2.5	<0.81	<0.24	0.76	<0.28	<0.19	<0.38
MW-57D	49.17	2096.93	06/17/04	07/07/04	Unfiltered	<0.7	2.0	90	<0.55	<0.4	<810	<0.28	<0.22	<2.6	<0.51	<0.29	1.0	<0.4	<0.11	<0.27
MW-57D	49.17	2096.93	06/17/04	07/07/04	Filtered															
MW-57D	21.32	2124.78	06/01/05	06/27/05	Unfiltered	<0.54	1.2	66	<0.21	<0.39	<2.3	<0.35	<0.26	<2.5	<0.81	<0.24	0.85	<0.28	<0.19	<0.38
MW-57D	30.35	2115.75	05/31/06	07/10/06	Unfiltered	<0.54	0.63 Jq	28	<0.21	<0.39	<2.3	<0.35	<0.26	<2.5	<0.81	<0.24	<0.22	<0.28	<0.19	<0.38
MW-57D	30.35	2115.75	05/31/06	07/10/06	Filtered															
MW-58A	40.62	2100.11	07/11/03	07/24/03	Unfiltered		<0.4	35	<0.55	<0.4	<2	<0.28	<0.22	<2.6	<0.51	<0.29	<0.35	<0.4	<0.11	<0.27
MW-58A	44.24	2096.49	06/17/04	07/06/04	Unfiltered	<0.7	<0.4	39	<0.55	<0.4	<810	<0.28	<0.22	<2.6	<0.51	<0.29	<0.35	<0.4	<0.11	<0.27
MW-58A	44.24	2096.49	06/17/04	07/06/04	Filtered															
MW-58A	25.65	2115.08	05/30/06	06/14/06	Unfiltered	<0.54	1.2	49	<0.21	<0.39	<2.3	<0.35	<0.26	<2.5	<0.81	<0.24	<0.22	<0.28	<0.19	<0.38
MW-58B	40.61	2100.17	07/11/03	07/29/03	Unfiltered		<0.4	16	<0.55	<0.4	<2	<0.28	<0.22	<2.6	<0.51	<0.29	<0.35	<0.4	<0.11	<0.27
MW-58B	44.10	2096.68	06/17/04	07/06/04	Unfiltered	<0.7	<0.4	15	<0.55	<0.4	<810	<0.28	<0.22	<2.6	<0.51	<0.29	<0.35	<0.4	<0.11	<0.27
MW-58B	44.10	2096.68	06/17/04	07/06/04	Filtered															
MW-58B	25.53	2115.25	05/30/06	06/14/06	Unfiltered	<0.54	<0.53	21	<0.21	<0.39	<2.3	<0.35	<0.26	<2.5	<0.81	<0.24	<0.22	<0.28	<0.19	<0.38
MW-58C	40.93	2100.09	07/11/03	07/28/03	Unfiltered		<0.4	49	<0.55	<0.4	<2	<0.28	<0.22	<2.6	<0.51	<0.29	<0.35	<0.4	<0.11	<0.27
MW-58C	44.45	2096.57	06/17/04	07/06/04	Unfiltered	<0.7	<0.4	41	<0.55	<0.4	<810	<0.28	<0.22	<2.6	<0.51	<0.29	<0.35	<0.4	<0.11	<0.27
MW-58C	44.45	2096.57	06/17/04	07/06/04	Filtered															
MW-58C	25.94	2115.08	05/30/06	06/14/06	Unfiltered	<0.54	<0.53	30	<0.21	<0.39	<2.3	<0.35	<0.26	<2.5	<0.81	<0.24	<0.22	<0.28	<0.19	<0.38

Consolidation Data Summary Table - Groundwater
Beaumont Site 1

Sample Location	Water Level Data			Sample Date	Filter Status	SW8260														
	Depth to Water (feet below ground surface)	Groundwater Elevation (feet above mean sea level)	Elevation Date			1,3-Dichloropropane -ug/L	1,4-Dichlorobenzene -ug/L	2,2-Dichloropropane -ug/L	2-Butanone (MEK) -ug/L	2-Chlorotoluene -ug/L	2-Hexanone -ug/L	4-Chlorotoluene -ug/L	4-Isopropyltoluene -ug/L	4-Methyl-2-pentanone -ug/L	Acetone -ug/L	Benzene -ug/L	Bromobenzene -ug/L	Chlorobromomethane -ug/L	Bromodichloromethane -ug/L	Bromoform -ug/L
MW-56D	45.72	2096.76	06/17/04	07/08/04	Filtered															
MW-56D	26.89	2115.59	05/31/06	07/11/06	Unfiltered	<0.30	<0.30	<0.40	<4.2	<0.24	<1.9	<0.30	<0.21	<2.4	<6.1	<0.26	<0.47	<0.68	<0.27	<0.62
MW-57A	41.94	2101.40	05/20/02	05/29/02	Unfiltered															
MW-57A	49.08	2096.90	06/17/04	07/07/04	Unfiltered	<0.35	<0.28	<0.39	<1.7	<0.67	<2.5	<0.16	<0.17	<2.6	<3.6	<0.29	<0.26	<0.37	<0.33	<0.87
MW-57A	49.08	2096.90	06/17/04	07/07/04	Filtered															
MW-57A	30.18	2115.80	05/31/06	07/05/06	Unfiltered	<0.30	<0.30	<0.40	<4.2	<0.24	<1.9	<0.30	<0.21	<2.4	<6.1	<0.26	<0.47	<0.68	<0.27	<0.62
MW-57B	42.13	2101.45	05/20/02	05/28/02	Unfiltered	<0.035	<0.072	<0.066	<1.7	<0.087	<0.2	<0.087	<0.084		<0.89	<0.016	<0.029	<0.072	<0.029	<0.068
MW-57B	49.22	2096.97	06/17/04	07/07/04	Unfiltered	<0.35	<0.28	<0.39	<1.7	<0.67	<2.5	<0.16	<0.17	<2.6	<3.6	<0.29	<0.26	<0.37	<0.33	<0.87
MW-57B	49.22	2096.97	06/17/04	07/07/04	Filtered															
MW-57B	30.35	2115.84	05/31/06	07/11/06	Unfiltered	<0.30	<0.30	<0.40	<4.2	<0.24	<1.9	<0.30	<0.21	<2.4	<6.1	<0.26	<0.47	<0.68	<0.27	<0.62
MW-57B	30.35	2115.84	05/31/06	07/11/06	Filtered															
MW-57C	49.04	2096.98	06/17/04	07/07/04	Filtered															
MW-57C	49.04	2096.98	06/17/04	07/07/04	Unfiltered	<0.35	<0.28	<0.39	<1.7	<0.67	<2.5	<0.16	<0.17	<2.6	<3.6	<0.29	<0.26	<0.37	<0.33	<0.87
MW-57C	30.15	2115.87	05/31/06	07/07/06	Unfiltered	<0.30	<0.30	<0.40	<4.2	<0.24	<1.9	<0.30	<0.21	<2.4	<6.1	<0.26	<0.47	<0.68	<0.27	<0.62
MW-57D	49.17	2096.93	06/17/04	07/07/04	Unfiltered	<0.35	<0.28	<0.39	<1.7	<0.67	<2.5	<0.16	<0.17	<2.6	<3.6	<0.29	<0.26	<0.37	<0.33	<0.87
MW-57D	49.17	2096.93	06/17/04	07/07/04	Filtered															
MW-57D	21.32	2124.78	06/01/05	06/27/05	Unfiltered	<0.30	<0.30	<0.40	<4.2	<0.24	<1.9	<0.30	<0.21	<2.4	<6.1	<0.26	<0.47	<0.68	<0.27	<0.62
MW-57D	30.35	2115.75	05/31/06	07/10/06	Unfiltered	<0.30	<0.30	<0.40	<4.2	<0.24	<1.9	<0.30	<0.21	<2.4	<6.1	<0.26	<0.47	<0.68	<0.27	<0.62
MW-57D	30.35	2115.75	05/31/06	07/10/06	Filtered															
MW-58A	40.62	2100.11	07/11/03	07/24/03	Unfiltered	<0.35	<0.28	<0.39	<1.7	<0.67	<2.5	<0.16	<0.17	<2.6	<3.6	<0.29	<0.26	<0.37	<0.33	<0.87
MW-58A	44.24	2096.49	06/17/04	07/06/04	Unfiltered	<0.35	<0.28	<0.39	<1.7	<0.67	<2.5	<0.16	<0.17	<2.6	<3.6	<0.29	<0.26	<0.37	<0.33	<0.87
MW-58A	44.24	2096.49	06/17/04	07/06/04	Filtered															
MW-58A	25.65	2115.08	05/30/06	06/14/06	Unfiltered	<0.30	<0.30	<0.40	<4.2	<0.24	<1.9	<0.30	<0.21	<2.4	<6.1	<0.26	<0.47	<0.68	<0.27	<0.62
MW-58B	40.61	2100.17	07/11/03	07/29/03	Unfiltered	<0.35	<0.28	<0.39	<1.7	<0.67	<2.5	<0.16	<0.17	<2.6	<3.6	<0.29	<0.26	<0.37	<0.33	<0.87
MW-58B	44.10	2096.68	06/17/04	07/06/04	Unfiltered	<0.35	<0.28	<0.39	<1.7	<0.67	<2.5	<0.16	<0.17	<2.6	<3.6	<0.29	<0.26	<0.37	<0.33	<0.87
MW-58B	44.10	2096.68	06/17/04	07/06/04	Filtered															
MW-58B	25.53	2115.25	05/30/06	06/14/06	Unfiltered	<0.30	<0.30	<0.40	<4.2	<0.24	<1.9	<0.30	<0.21	<2.4	<6.1	<0.26	<0.47	<0.68	<0.27	<0.62
MW-58C	40.93	2100.09	07/11/03	07/28/03	Unfiltered	<0.35	<0.28	<0.39	<1.7	<0.67	<2.5	<0.16	<0.17	<2.6	<3.6	<0.29	<0.26	<0.37	<0.33	<0.87
MW-58C	44.45	2096.57	06/17/04	07/06/04	Unfiltered	<0.35	<0.28	<0.39	<1.7	<0.67	<2.5	<0.16	<0.17	<2.6	<3.6	<0.29	<0.26	<0.37	<0.33	<0.87
MW-58C	44.45	2096.57	06/17/04	07/06/04	Filtered															
MW-58C	25.94	2115.08	05/30/06	06/14/06	Unfiltered	<0.30	<0.30	<0.40	<4.2	<0.24	<1.9	<0.30	<0.21	<2.4	<6.1	<0.26	<0.47	<0.68	<0.27	<0.62

Consolidation Data Summary Table - Groundwater
Beaumont Site 1

	Water Level Data					SW8260														
Sample Location	Depth to Water (feet below ground surface)	Groundwater Elevation (feet above mean sea level)	Elevation Date	Sample Date	Filter Status	Bromomethane -ug/L	Carbon disulfide -ug/L	Carbon tetrachloride -ug/L	Chlorobenzene -ug/L	Chlorodibromomethane -ug/L	Chloroethane -ug/L	Chloroform -ug/L	Chloromethane -ug/L	Dibromomethane -ug/L	Dichlorodifluoromethane -ug/L	Dichloromethane -ug/L	Ethylbenzene -ug/L	Hexachlorobutadiene -ug/L	Isopropylbenzene -ug/L	Methyl tert-butyl ether -ug/L
MW-56D	45.72	2096.76	06/17/04	07/08/04	Filtered															
MW-56D	26.89	2115.59	05/31/06	07/11/06	Unfiltered	<2.9	<1.0	<0.42	<0.36	<0.45	<0.52	0.52 BJkq	<1.8	<0.42	<0.27	<2.6	<0.17		<0.24	<0.29
MW-57A	41.94	2101.40	05/20/02	05/29/02	Unfiltered															
MW-57A	49.08	2096.90	06/17/04	07/07/04	Unfiltered	<0.9	<0.28	<0.4	<0.19	<0.29	<0.46	<0.45	<0.43	<0.46	<0.47	<1.7	<0.19		<0.17	<0.28
MW-57A	49.08	2096.90	06/17/04	07/07/04	Filtered															
MW-57A	30.18	2115.80	05/31/06	07/05/06	Unfiltered	<2.9	<1.0	<0.42	<0.36	<0.45	<0.52	0.46 BJkq	<1.8	<0.42	<0.27	<2.6	<0.17		<0.24	<0.29
MW-57B	42.13	2101.45	05/20/02	05/28/02	Unfiltered	<0.11	<0.3	<0.047	<0.017	<0.032	<0.016	0.7 Jq	<0.11	<0.09	<0.04	0.9 BJakq	<0.04	<0.11	<0.077	<0.034
MW-57B	49.22	2096.97	06/17/04	07/07/04	Unfiltered	<0.9	<0.28	<0.4	<0.19	<0.29	<0.46	<0.45	<0.43	<0.46	<0.47	<1.7	<0.19		<0.17	<0.28
MW-57B	49.22	2096.97	06/17/04	07/07/04	Filtered															
MW-57B	30.35	2115.84	05/31/06	07/11/06	Unfiltered	<2.9	<1.0	<0.42	<0.36	<0.45	<0.52	0.52 BJkq	<1.8	<0.42	<0.27	<2.6	<0.17		<0.24	<0.29
MW-57B	30.35	2115.84	05/31/06	07/11/06	Filtered															
MW-57C	49.04	2096.98	06/17/04	07/07/04	Filtered															
MW-57C	49.04	2096.98	06/17/04	07/07/04	Unfiltered	<0.9	<0.28	<0.4	<0.19	<0.29	<0.46	<0.45	<0.43	<0.46	<0.47	<1.7	<0.19		<0.17	<0.28
MW-57C	30.15	2115.87	05/31/06	07/07/06	Unfiltered	<2.9	<1.0	<0.42	<0.36	<0.45	<0.52	0.34 BJkq	<1.8	<0.42	<0.27	<2.6	<0.17		<0.24	<0.29
MW-57D	49.17	2096.93	06/17/04	07/07/04	Unfiltered	<0.9	<0.28	<0.4	<0.19	<0.29	<0.46	1.3	<0.43	<0.46	<0.47	<1.7	<0.19		<0.17	<0.28
MW-57D	49.17	2096.93	06/17/04	07/07/04	Filtered															
MW-57D	21.32	2124.78	06/01/05	06/27/05	Unfiltered	<2.9	<1.0	<0.42	<0.36	<0.45	<0.52	<0.22	<1.8	<0.42	<0.27	<2.6	<0.17		<0.24	<0.29
MW-57D	30.35	2115.75	05/31/06	07/10/06	Unfiltered	<2.9	<1.0	<0.42	<0.36	<0.45	<0.52	0.37 BJkq	<1.8	<0.42	<0.27	<2.6	<0.17		<0.24	<0.29
MW-57D	30.35	2115.75	05/31/06	07/10/06	Filtered															
MW-58A	40.62	2100.11	07/11/03	07/24/03	Unfiltered	<0.9	<0.28	<0.4	<0.19	<0.29	<0.46	<0.45	<0.43	<0.46	<0.47	<1.7	<0.19		<0.17	<0.28
MW-58A	44.24	2096.49	06/17/04	07/06/04	Unfiltered	<0.9	<0.28	<0.4	<0.19	<0.29	<0.46	<0.45	<0.43	<0.46	<0.47	<1.7	<0.19		<0.17	<0.28
MW-58A	44.24	2096.49	06/17/04	07/06/04	Filtered															
MW-58A	25.65	2115.08	05/30/06	06/14/06	Unfiltered	<2.9	<1.0	<0.42	<0.36	<0.45	<0.52	0.79 Jq	<1.8	<0.42	<0.27	3.8 BJakq	<0.17		<0.24	<0.29
MW-58B	40.61	2100.17	07/11/03	07/29/03	Unfiltered	<0.9	<0.28	<0.4	<0.19	<0.29	<0.46	<0.45	<0.43	<0.46	<0.47	<1.7	<0.19		<0.17	<0.28
MW-58B	44.10	2096.68	06/17/04	07/06/04	Unfiltered	<0.9	<0.28	<0.4	<0.19	<0.29	<0.46	<0.45	<0.43	<0.46	<0.47	<1.7	<0.19		<0.17	<0.28
MW-58B	44.10	2096.68	06/17/04	07/06/04	Filtered															
MW-58B	25.53	2115.25	05/30/06	06/14/06	Unfiltered	<2.9	<1.0	<0.42	<0.36	<0.45	<0.52	0.28 Jq	<1.8	<0.42	<0.27	4.1 BJakq	<0.17		<0.24	<0.29
MW-58C	40.93	2100.09	07/11/03	07/28/03	Unfiltered	<0.9	<0.28	<0.4	<0.19	<0.29	<0.46	<0.45	<0.43	<0.46	<0.47	<1.7	<0.19		<0.17	<0.28
MW-58C	44.45	2096.57	06/17/04	07/06/04	Unfiltered	<0.9	<0.28	<0.4	<0.19	<0.29	<0.46	<0.45	<0.43	<0.46	<0.47	<1.7	<0.19		<0.17	<0.28
MW-58C	44.45	2096.57	06/17/04	07/06/04	Filtered															
MW-58C	25.94	2115.08	05/30/06	06/14/06	Unfiltered	<2.9	<1.0	<0.42	<0.36	<0.45	<0.52	<0.22	<1.8	<0.42	<0.27	3.9 BJakq	<0.17		<0.24	<0.29

Consolidation Data Summary Table - Groundwater
Beaumont Site 1

Sample Location	Water Level Data			Sample Date	Filter Status	SW8260													
	Depth to Water (feet below ground surface)	Groundwater Elevation (feet above mean sea level)	Elevation Date			Naphthalene -ug/L	Styrene -ug/L	Tetrachloroethene -ug/L	Toluene -ug/L	Trichloroethene -ug/L	Trichlorofluoromethane -ug/L	Vinyl acetate -ug/L	Vinyl chloride -ug/L	cis-1,2-Dichloroethene -ug/L	cis-1,3-Dichloropropene -ug/L	n-Butylbenzene -ug/L	m,p-Xylenes -ug/L	n-Propylbenzene -ug/L	o-Xylene -ug/L
MW-56D	45.72	2096.76	06/17/04	07/08/04	Filtered														
MW-56D	26.89	2115.59	05/31/06	07/11/06	Unfiltered	<0.95	<0.29	<0.29	<0.35	36	<0.36	<3.2	<0.33	<0.35	<0.45	<0.29	<0.38	<0.30	<0.21
MW-57A	41.94	2101.40	05/20/02	05/29/02	Unfiltered														
MW-57A	49.08	2096.90	06/17/04	07/07/04	Unfiltered	<0.56	<0.14	<0.2	<0.35	96	<0.27	<3.6	<0.35	<0.56	<0.44	<0.34	<0.17	<0.24	<0.16
MW-57A	49.08	2096.90	06/17/04	07/07/04	Filtered														
MW-57A	30.18	2115.80	05/31/06	07/05/06	Unfiltered	<0.95	<0.29	<0.29	<0.35	28	<0.36	<3.2	<0.33	<0.35	<0.45	<0.29	<0.38	<0.30	<0.21
MW-57B	42.13	2101.45	05/20/02	05/28/02	Unfiltered	<0.21	<0.044	<0.087	<0.031	84	<0.043		<0.03	<0.061	<0.024	<0.11	<0.11	<0.068	<0.029
MW-57B	49.22	2096.97	06/17/04	07/07/04	Unfiltered	<0.56	<0.14	<0.2	<0.35	60	<0.27	<3.6	<0.35	<0.56	<0.44	<0.34	<0.17	<0.24	<0.16
MW-57B	49.22	2096.97	06/17/04	07/07/04	Filtered														
MW-57B	30.35	2115.84	05/31/06	07/11/06	Unfiltered	<0.95	<0.29	<0.29	<0.35	34	<0.36	<3.2	<0.33 UJc	<0.35	<0.45	<0.29	<0.38	<0.30	<0.21
MW-57B	30.35	2115.84	05/31/06	07/11/06	Filtered														
MW-57C	49.04	2096.98	06/17/04	07/07/04	Filtered														
MW-57C	49.04	2096.98	06/17/04	07/07/04	Unfiltered	<0.56	<0.14	<0.2	<0.35	54	<0.27	<3.6	<0.35	<0.56	<0.44	<0.34	<0.17	<0.24	<0.16
MW-57C	30.15	2115.87	05/31/06	07/07/06	Unfiltered	<0.95	<0.29	<0.29	<0.35	28	<0.36	<3.2	<0.33	<0.35	<0.45	<0.29	<0.38	<0.30	<0.21
MW-57D	49.17	2096.93	06/17/04	07/07/04	Unfiltered	<0.56	<0.14	<0.2	<0.35	91	<0.27	<3.6	<0.35	<0.56	<0.44	<0.34	<0.17	<0.24	<0.16
MW-57D	49.17	2096.93	06/17/04	07/07/04	Filtered														
MW-57D	21.32	2124.78	06/01/05	06/27/05	Unfiltered	<0.95	<0.29	<0.29	<0.35	57	<0.36	<3.2	<0.33	<0.35	<0.45	<0.29	<0.38	<0.30	<0.21
MW-57D	30.35	2115.75	05/31/06	07/10/06	Unfiltered	<0.95	<0.29	<0.29	<0.35	26	<0.36	<3.2	<0.33	<0.35	<0.45	<0.29	<0.38	<0.30	<0.21
MW-57D	30.35	2115.75	05/31/06	07/10/06	Filtered														
MW-58A	40.62	2100.11	07/11/03	07/24/03	Unfiltered	<0.56	<0.14	<0.2	<0.35	33	<0.27	<3.6	<0.35	<0.56	<0.44	<0.34	<0.17	<0.24	<0.16
MW-58A	44.24	2096.49	06/17/04	07/06/04	Unfiltered	<0.56	<0.14	<0.2	<0.35	37	<0.27	<3.6	<0.35	<0.56	<0.44	<0.34	<0.17	<0.24	<0.16
MW-58A	44.24	2096.49	06/17/04	07/06/04	Filtered														
MW-58A	25.65	2115.08	05/30/06	06/14/06	Unfiltered	<0.95	<0.29	<0.29	<0.35	40	<0.36	<3.2	<0.33	<0.35	<0.45	<0.29	<0.38	<0.30	<0.21
MW-58B	40.61	2100.17	07/11/03	07/29/03	Unfiltered	<0.56	<0.14	<0.2	<0.35	25	<0.27	<3.6	<0.35	<0.56	<0.44	<0.34	<0.17	<0.24	<0.16
MW-58B	44.10	2096.68	06/17/04	07/06/04	Unfiltered	<0.56	<0.14	<0.2	<0.35	23	<0.27	<3.6	<0.35	<0.56	<0.44	<0.34	<0.17	<0.24	<0.16
MW-58B	44.10	2096.68	06/17/04	07/06/04	Filtered														
MW-58B	25.53	2115.25	05/30/06	06/14/06	Unfiltered	<0.95	<0.29	<0.29	<0.35	18	<0.36	<3.2	<0.33	<0.35	<0.45	<0.29	<0.38	<0.30	<0.21
MW-58C	40.93	2100.09	07/11/03	07/28/03	Unfiltered	<0.56	<0.14	<0.2	<0.35	39	<0.27	<3.6	<0.35	<0.56	<0.44	<0.34	<0.17	<0.24	<0.16
MW-58C	44.45	2096.57	06/17/04	07/06/04	Unfiltered	<0.56	<0.14	<0.2	<0.35	40	<0.27	<3.6	<0.35	<0.56	<0.44	<0.34	<0.17	<0.24	<0.16
MW-58C	44.45	2096.57	06/17/04	07/06/04	Filtered														
MW-58C	25.94	2115.08	05/30/06	06/14/06	Unfiltered	<0.95	<0.29	<0.29	<0.35	21	<0.36	<3.2	<0.33	<0.35	<0.45	<0.29	<0.38	<0.30	<0.21

Consolidation Data Summary Table - Groundwater
Beaumont Site 1

	Water Level Data					SW8260				SW8270	SW8330						
Sample Location	Depth to Water (feet below ground surface)	Groundwater Elevation (feet above mean sea level)	Elevation Date	Sample Date	Filter Status	sec-Butylbenzene -ug/L	tert-Butylbenzene -ug/L	trans-1,2-Dichloroethene -ug/L	trans-1,3-Dichloropropene -ug/L	1,4-Dioxane -ug/L	1,3,5-Trinitrobenzene (TNB) -ug/L	1,3-Dinitrobenzene -ug/L	2,4,6-Trinitrotoluene (TNT) -ug/L	2,4-Dinitrotoluene -ug/L	2,6-Dinitrotoluene -ug/L	2-Amino-4,6-dinitrotoluene -ug/L	2/4-Nitrotoluene -ug/L
MW-56D	45.72	2096.76	06/17/04	07/08/04	Filtered						<0.11	<0.19	<0.14	<0.07	<0.17	<0.09	<0.4
MW-56D	26.89	2115.59	05/31/06	07/11/06	Unfiltered	<0.21	<0.17	<0.29	<0.31								
MW-57A	41.94	2101.40	05/20/02	05/29/02	Unfiltered					39							
MW-57A	49.08	2096.90	06/17/04	07/07/04	Unfiltered	<0.11	<0.23	<0.6	<0.3								
MW-57A	49.08	2096.90	06/17/04	07/07/04	Filtered						<0.11	<0.19	<0.14	<0.07	<0.17	<0.09	<0.4
MW-57A	30.18	2115.80	05/31/06	07/05/06	Unfiltered	<0.21	<0.17	<0.29	<0.31								
MW-57B	42.13	2101.45	05/20/02	05/28/02	Unfiltered	<0.077	<0.078	<0.031	<0.03	22							
MW-57B	49.22	2096.97	06/17/04	07/07/04	Unfiltered	<0.11	<0.23	<0.6	<0.3								
MW-57B	49.22	2096.97	06/17/04	07/07/04	Filtered						<0.11	<0.19	<0.14	<0.07	<0.17	<0.09	<0.4
MW-57B	30.35	2115.84	05/31/06	07/11/06	Unfiltered	<0.21	<0.17	<0.29	<0.31								
MW-57B	30.35	2115.84	05/31/06	07/11/06	Filtered												
MW-57C	49.04	2096.98	06/17/04	07/07/04	Filtered						<0.11	<0.19	<0.14	<0.07	<0.17	<0.09	<0.4
MW-57C	49.04	2096.98	06/17/04	07/07/04	Unfiltered	<0.11	<0.23	<0.6	<0.3								
MW-57C	30.15	2115.87	05/31/06	07/07/06	Unfiltered	<0.21	<0.17	<0.29	<0.31								
MW-57D	49.17	2096.93	06/17/04	07/07/04	Unfiltered	<0.11	<0.23	<0.6	<0.3								
MW-57D	49.17	2096.93	06/17/04	07/07/04	Filtered						<0.11	<0.19	<0.14	<0.07	<0.17	<0.09	<0.4
MW-57D	21.32	2124.78	06/01/05	06/27/05	Unfiltered	<0.21	<0.17	<0.29	<0.31								
MW-57D	30.35	2115.75	05/31/06	07/10/06	Unfiltered	<0.21	<0.17	<0.29	<0.31								
MW-57D	30.35	2115.75	05/31/06	07/10/06	Filtered												
MW-58A	40.62	2100.11	07/11/03	07/24/03	Unfiltered	<0.11	<0.23	<0.6	<0.3								
MW-58A	44.24	2096.49	06/17/04	07/06/04	Unfiltered	<0.11	<0.23	<0.6	<0.3								
MW-58A	44.24	2096.49	06/17/04	07/06/04	Filtered						<0.11	<0.19	<0.14	<0.07	<0.17	<0.09	<0.4
MW-58A	25.65	2115.08	05/30/06	06/14/06	Unfiltered	<0.21	<0.17	<0.29	<0.31								
MW-58B	40.61	2100.17	07/11/03	07/29/03	Unfiltered	<0.11	<0.23	<0.6	<0.3								
MW-58B	44.10	2096.68	06/17/04	07/06/04	Unfiltered	<0.11	<0.23	<0.6	<0.3								
MW-58B	44.10	2096.68	06/17/04	07/06/04	Filtered						<0.11	<0.19	<0.14	<0.07	<0.17	<0.09	<0.4
MW-58B	25.53	2115.25	05/30/06	06/14/06	Unfiltered	<0.21	<0.17	<0.29	<0.31								
MW-58C	40.93	2100.09	07/11/03	07/28/03	Unfiltered	<0.11	<0.23	<0.6	<0.3								
MW-58C	44.45	2096.57	06/17/04	07/06/04	Unfiltered	<0.11	<0.23	<0.6	<0.3								
MW-58C	44.45	2096.57	06/17/04	07/06/04	Filtered						<0.11 UJcf	<0.19 UJc	<0.14 UJc	<0.07 UJc	<0.17 UJc	<0.09 UJc	<0.4
MW-58C	25.94	2115.08	05/30/06	06/14/06	Unfiltered	<0.21	<0.17	<0.29	<0.31								

Consolidation Data Summary Table - Groundwater
Beaumont Site 1

	Water Level Data					SW8330					
Sample Location	Depth to Water (feet below ground surface)	Groundwater Elevation (feet above mean sea level)	Elevation Date	Sample Date	Filter Status	3-Nitrotoluene -ug/L	4-Amino-2,6-dinitrotoluene -ug/L	HMX -ug/L	Nitrobenzene -ug/L	RDX -ug/L	Tetryl -ug/L
MW-56D	45.72	2096.76	06/17/04	07/08/04	Filtered	<0.18	<0.08	<0.2	<0.22	<0.15	<0.12
MW-56D	26.89	2115.59	05/31/06	07/11/06	Unfiltered						
MW-57A	41.94	2101.40	05/20/02	05/29/02	Unfiltered						
MW-57A	49.08	2096.90	06/17/04	07/07/04	Unfiltered						
MW-57A	49.08	2096.90	06/17/04	07/07/04	Filtered	<0.18	<0.08	<0.2	<0.22	<0.15	<0.12
MW-57A	30.18	2115.80	05/31/06	07/05/06	Unfiltered						
MW-57B	42.13	2101.45	05/20/02	05/28/02	Unfiltered						
MW-57B	49.22	2096.97	06/17/04	07/07/04	Unfiltered						
MW-57B	49.22	2096.97	06/17/04	07/07/04	Filtered	<0.18	<0.08	<0.2	<0.22	<0.15	<0.12
MW-57B	30.35	2115.84	05/31/06	07/11/06	Unfiltered					<1.3	
MW-57B	30.35	2115.84	05/31/06	07/11/06	Filtered						
MW-57C	49.04	2096.98	06/17/04	07/07/04	Filtered	<0.18	<0.08	<0.2	<0.22	<0.15	<0.12
MW-57C	49.04	2096.98	06/17/04	07/07/04	Unfiltered						
MW-57C	30.15	2115.87	05/31/06	07/07/06	Unfiltered						
MW-57D	49.17	2096.93	06/17/04	07/07/04	Unfiltered						
MW-57D	49.17	2096.93	06/17/04	07/07/04	Filtered	<0.18	<0.08	<0.2	<0.22	<0.15	<0.12
MW-57D	21.32	2124.78	06/01/05	06/27/05	Unfiltered						
MW-57D	30.35	2115.75	05/31/06	07/10/06	Unfiltered					<1.3	
MW-57D	30.35	2115.75	05/31/06	07/10/06	Filtered						
MW-58A	40.62	2100.11	07/11/03	07/24/03	Unfiltered						
MW-58A	44.24	2096.49	06/17/04	07/06/04	Unfiltered						
MW-58A	44.24	2096.49	06/17/04	07/06/04	Filtered	<0.18	<0.08	<0.2	<0.22	<0.15	<0.12
MW-58A	25.65	2115.08	05/30/06	06/14/06	Unfiltered						
MW-58B	40.61	2100.17	07/11/03	07/29/03	Unfiltered						
MW-58B	44.10	2096.68	06/17/04	07/06/04	Unfiltered						
MW-58B	44.10	2096.68	06/17/04	07/06/04	Filtered	<0.18	<0.08	<0.2	<0.22	<0.15	<0.12
MW-58B	25.53	2115.25	05/30/06	06/14/06	Unfiltered						
MW-58C	40.93	2100.09	07/11/03	07/28/03	Unfiltered						
MW-58C	44.45	2096.57	06/17/04	07/06/04	Unfiltered						
MW-58C	44.45	2096.57	06/17/04	07/06/04	Filtered	<0.18	<0.08 UJc	<0.2 UJc	<0.22 UJc	<0.15 UJc	<0.12
MW-58C	25.94	2115.08	05/30/06	06/14/06	Unfiltered						

Consolidation Data Summary Table - Groundwater
Beaumont Site 1

Sample Location	Water Level Data: Depth to Water (feet below ground surface)	Water Level Data: Groundwater Elevation (feet above mean sea level)	Water Level Data: Elevation Date	Sample Date	Filter Status	E160.1: Total Dissolved Solids -mg/L	E1624: 1,4-Dioxane -ug/L	E1625C: 1,4-Dioxane -ug/L	E1625C: N-Nitrosodimethylamine -ng/L	E218.6: Hexavalent chromium -ug/L	E300.0: Chloride -mg/L	E300.0: Nitrate -mg/L	E300.0: Nitrogen, as Nitrite -mg/L	E300.0: Sulfate -mg/L	E314.0: Perchlorate -ug/L	E314.1: Perchlorate -ug/L	E524.2: 1,2,3-Trichloropropane -ug/L	SM2320: Alkalinity, Bicarbonate (as CaCO3) -mg/L
MW-58D	37.40	2100.91	05/20/02	05/29/02	Unfiltered	192 Bk					7.4 Bk	7.9	<0.12	9.9 Bk		798		64.9 Bk
MW-58D	40.87	2100.07	07/11/03	07/29/03	Unfiltered		26									650		
MW-58D	44.42	2096.52	06/17/04	07/06/04	Unfiltered		23			3.1						320		
MW-58D	44.42	2096.52	06/17/04	07/06/04	Filtered													
MW-58D	16.45	2124.49	06/01/05	06/28/05	Unfiltered			24		2.0					770			
MW-58D	25.87	2115.07	05/30/06	06/14/06	Unfiltered			33							820			
MW-59A	78.24	2098.71	05/20/02	05/23/02	Unfiltered											9.8		
MW-59B	73.65	2103.53	05/20/02	05/30/02	Unfiltered	282					8.7 Bk	17.2	<0.23	16.4 Bk		5400		60.7
MW-59C	79.73	2100.20	07/14/03	07/28/03	Unfiltered		22									4300		
MW-59C	82.93	2097.00	06/17/04	07/14/04	Unfiltered		23			18						4100		
MW-59C	82.93	2097.00	06/17/04	07/14/04	Filtered													
MW-59C	63.42	2116.51	06/01/06	07/10/06	Unfiltered			21							4900			
MW-59D	79.05	2101.48	07/14/03	07/29/03	Unfiltered		44									4600		
MW-59D	82.80	2097.73	06/17/04	07/14/04	Unfiltered		45			1.6						5000		
MW-59D	82.80	2097.73	06/17/04	07/14/04	Filtered													
MW-59D	84.68	2095.85	12/13/04	12/16/04	Unfiltered			31		1.6						5300		
MW-59D	55.03	2125.50	06/01/05	07/06/05	Unfiltered			45		1.9					6200			
MW-59D	60.14	2120.39	11/28/05	12/14/05	Unfiltered			74							6700			
MW-59D	63.45	2117.08	06/01/06	07/12/06	Unfiltered			60	<0.48	2.3					6900		0.0023 BJkq	
MW-59D	63.45	2117.08	06/01/06	07/12/06	Filtered													
MW-60A	77.77	2101.58	05/20/02	05/24/02	Unfiltered											<1.8		
MW-60A	85.28	2097.31	06/17/04	07/16/04	Unfiltered		85			3.0						4400		
MW-60A	85.28	2097.31	06/17/04	07/16/04	Filtered													
MW-60A	87.04	2095.55	12/14/04	12/17/04	Unfiltered			120		2.2						4800		
MW-60A	60.83	2121.76	06/01/05	07/05/05	Unfiltered			110		0.72					4700			
MW-60A	63.01	2119.58	11/28/05	12/14/05	Unfiltered			100							4100			
MW-60A	65.76	2116.83	06/01/06	07/12/06	Filtered													
MW-60A	65.76	2116.83	06/01/06	07/12/06	Unfiltered			100	<0.48	0.74					5100		0.0022 BJkq	
MW-60B	76.63	2102.89	05/20/02	05/20/02	Unfiltered											2710		
MW-60B	83.75	2099.02	06/17/04	07/16/04	Unfiltered		<1.1			11						1700		
MW-60B	83.75	2099.02	06/17/04	07/16/04	Filtered													

Consolidation Data Summary Table - Groundwater
Beaumont Site 1

Sample Location	Water Level Data			Sample Date	Filter Status	SW6010							
	Depth to Water (feet below ground surface)	Groundwater Elevation (feet above mean sea level)	Elevation Date			Antimony -mg/L	Arsenic -mg/L	Barium -mg/L	Beryllium -mg/L	Cadmium -mg/L	Calcium -mg/L	Chromium -mg/L	Cobalt -mg/L
MW-58D	37.40	2100.91	05/20/02	05/29/02	Unfiltered	<0.00180	0.00390 BJkq	0.0602	<0.0000500	0.000240 BJkq	25.7	0.00550 Bk	0.00210 BJkq
MW-58D	40.87	2100.07	07/11/03	07/29/03	Unfiltered								
MW-58D	44.42	2096.52	06/17/04	07/06/04	Unfiltered	<0.00209	<0.00308	0.0663	<0.00017	<0.00035		<0.00035	<0.00069
MW-58D	44.42	2096.52	06/17/04	07/06/04	Filtered								
MW-58D	16.45	2124.49	06/01/05	06/28/05	Unfiltered	<0.00209	<0.00308	0.0801	<0.000176	<0.000350		<0.000350	<0.000696
MW-58D	25.87	2115.07	05/30/06	06/14/06	Unfiltered								
MW-59A	78.24	2098.71	05/20/02	05/23/02.	Unfiltered								
MW-59B	73.65	2103.53	05/20/02	05/30/02	Unfiltered	<0.00180	0.00330 BJkq	0.0487	<0.0000500	0.0154	16.3	0.00570 Bk	<0.000180
MW-59C	79.73	2100.20	07/14/03	07/28/03	Unfiltered								
MW-59C	82.93	2097.00	06/17/04	07/14/04	Unfiltered	<0.00209	<0.00308	0.0136	<0.00017	<0.00035		0.0214	<0.00069
MW-59C	82.93	2097.00	06/17/04	07/14/04	Filtered								
MW-59C	63.42	2116.51	06/01/06	07/10/06	Unfiltered								
MW-59D	79.05	2101.48	07/14/03	07/29/03	Unfiltered								
MW-59D	82.80	2097.73	06/17/04	07/14/04	Unfiltered	<0.00209	<0.00308	0.0418	<0.00017	<0.00035		0.00561	<0.00069
MW-59D	82.80	2097.73	06/17/04	07/14/04	Filtered								
MW-59D	84.68	2095.85	12/13/04	12/16/04	Unfiltered	<0.00209	<0.00308	0.0395	<0.00017	<0.00035		<0.00035	<0.00069
MW-59D	55.03	2125.50	06/01/05	07/06/05	Unfiltered	<0.00209	<0.00308	0.0478	<0.000176	<0.000350		<0.000350	<0.000696
MW-59D	60.14	2120.39	11/28/05	12/14/05	Unfiltered								
MW-59D	63.45	2117.08	06/01/06	07/12/06	Unfiltered		<0.00308		<0.000176	<0.000350			
MW-59D	63.45	2117.08	06/01/06	07/12/06	Filtered		<0.00308		<0.000176	<0.000350			
MW-60A	77.77	2101.58	05/20/02	05/24/02	Unfiltered								
MW-60A	85.28	2097.31	06/17/04	07/16/04	Unfiltered	0.0163	<0.00308	0.0552	<0.00017	<0.00035		0.0232 Jf	<0.00069
MW-60A	85.28	2097.31	06/17/04	07/16/04	Filtered								
MW-60A	87.04	2095.55	12/14/04	12/17/04	Unfiltered	<0.00209	<0.00308	0.0342	<0.00017	<0.00035		<0.00035	<0.00069
MW-60A	60.83	2121.76	06/01/05	07/05/05	Unfiltered	<0.00209	<0.00308	0.0450	<0.000176	<0.000350		0.00532	<0.000696
MW-60A	63.01	2119.58	11/28/05	12/14/05	Unfiltered								
MW-60A	65.76	2116.83	06/01/06	07/12/06	Filtered		<0.00308		<0.000176	<0.000350			
MW-60A	65.76	2116.83	06/01/06	07/12/06	Unfiltered		<0.00308		<0.000176	<0.000350			
MW-60B	76.63	2102.89	05/20/02	05/20/02	Unfiltered								
MW-60B	83.75	2099.02	06/17/04	07/16/04	Unfiltered	<0.00209	<0.00308	0.0606	<0.00017	<0.00035		0.0142	<0.00069
MW-60B	83.75	2099.02	06/17/04	07/16/04	Filtered								

Consolidation Data Summary Table - Groundwater
Beaumont Site 1

	Water Level Data					SW6010						
Sample Location	Depth to Water (feet below ground surface)	Groundwater Elevation (feet above mean sea level)	Elevation Date	Sample Date	Filter Status	Copper -mg/L	Lead -mg/L	Magnesium -mg/L	Molybdenum -mg/L	Nickel -mg/L	Potassium -mg/L	Selenium -mg/L
MW-58D	37.40	2100.91	05/20/02	05/29/02	Unfiltered	0.00500 BJkq	0.00130 BJkq	4.97	0.00240 BJkq	0.00670	1.24 Bak	<0.00260
MW-58D	40.87	2100.07	07/11/03	07/29/03	Unfiltered							
MW-58D	44.42	2096.52	06/17/04	07/06/04	Unfiltered	<0.00134	<0.00236		<0.0008	<0.00137		<0.00295
MW-58D	44.42	2096.52	06/17/04	07/06/04	Filtered							
MW-58D	16.45	2124.49	06/01/05	06/28/05	Unfiltered	<0.00134	<0.00236		<0.000800	<0.00137		<0.00295
MW-58D	25.87	2115.07	05/30/06	06/14/06	Unfiltered							
MW-59A	78.24	2098.71	05/20/02	05/23/02	Unfiltered							
MW-59B	73.65	2103.53	05/20/02	05/30/02	Unfiltered	0.00110 Jq	0.0157 Bk	10.3	0.0101	0.00370 BJkq	10.9	<0.00260
MW-59C	79.73	2100.20	07/14/03	07/28/03	Unfiltered							
MW-59C	82.93	2097.00	06/17/04	07/14/04	Unfiltered	<0.00134	<0.00236		0.0168	<0.00137		<0.00295
MW-59C	82.93	2097.00	06/17/04	07/14/04	Filtered							
MW-59C	63.42	2116.51	06/01/06	07/10/06	Unfiltered							
MW-59D	79.05	2101.48	07/14/03	07/29/03	Unfiltered							
MW-59D	82.80	2097.73	06/17/04	07/14/04	Unfiltered	<0.00134	<0.00236		0.00979	<0.00137		<0.00295
MW-59D	82.80	2097.73	06/17/04	07/14/04	Filtered							
MW-59D	84.68	2095.85	12/13/04	12/16/04	Unfiltered	<0.00134	<0.00236		0.0101	<0.00137		<0.00295
MW-59D	55.03	2125.50	06/01/05	07/06/05	Unfiltered	<0.00134	<0.00236		0.00943	<0.00137		<0.00295
MW-59D	60.14	2120.39	11/28/05	12/14/05	Unfiltered							
MW-59D	63.45	2117.08	06/01/06	07/12/06	Unfiltered		<0.00236					
MW-59D	63.45	2117.08	06/01/06	07/12/06	Filtered		<0.00236					
MW-60A	77.77	2101.58	05/20/02	05/24/02	Unfiltered							
MW-60A	85.28	2097.31	06/17/04	07/16/04	Unfiltered	0.00890	0.169 Jf		0.0130	0.0169 Jf		<0.00295
MW-60A	85.28	2097.31	06/17/04	07/16/04	Filtered							
MW-60A	87.04	2095.55	12/14/04	12/17/04	Unfiltered	<0.00134	0.0263		0.0107	<0.00137		<0.00295
MW-60A	60.83	2121.76	06/01/05	07/05/05	Unfiltered	<0.00134	0.0157		0.0113	<0.00137		<0.00295
MW-60A	63.01	2119.58	11/28/05	12/14/05	Unfiltered							
MW-60A	65.76	2116.83	06/01/06	07/12/06	Filtered		<0.00236					
MW-60A	65.76	2116.83	06/01/06	07/12/06	Unfiltered		0.0286					
MW-60B	76.63	2102.89	05/20/02	05/20/02	Unfiltered							
MW-60B	83.75	2099.02	06/17/04	07/16/04	Unfiltered	<0.00134	<0.00236		0.00770	<0.00137		<0.00295
MW-60B	83.75	2099.02	06/17/04	07/16/04	Filtered							

Consolidation Data Summary Table - Groundwater
Beaumont Site 1

Sample Location	Water Level Data			Sample Date	Filter Status	SW6010					SW7470	SW8260			
	Depth to Water (feet below ground surface)	Groundwater Elevation (feet above mean sea level)	Elevation Date			Silver -mg/L	Sodium -mg/L	Thallium -mg/L	Vanadium -mg/L	Zinc -mg/L	Mercury -mg/L	1,1,1,2-Tetrachloroethane -ug/L	1,1,1-Trichloroethane -ug/L	1,1,2,2-Tetrachloroethane -ug/L	1,1,2-Trichloroethane -ug/L
MW-58D	37.40	2100.91	05/20/02	05/29/02	Unfiltered	<0.000250	20.4	<0.000750	0.00450 Jq	0.0156 Bk	0.000110 BJkq				
MW-58D	40.87	2100.07	07/11/03	07/29/03	Unfiltered							<0.45	1.7	<0.19	<0.42
MW-58D	44.42	2096.52	06/17/04	07/06/04	Unfiltered	<0.0004		<0.00233	<0.00031	0.0109	<0.00006	<0.45	1.1	<0.19	<0.42
MW-58D	44.42	2096.52	06/17/04	07/06/04	Filtered										
MW-58D	16.45	2124.49	06/01/05	06/28/05	Unfiltered	<0.000400		<0.00233	0.00537	<0.000848	<0.0000672	<0.37	1.2	<0.37	<0.54
MW-58D	25.87	2115.07	05/30/06	06/14/06	Unfiltered							<0.37	<0.32	<0.37	<0.54
MW-59A	78.24	2098.71	05/20/02	05/23/02	Unfiltered							<0.27	<0.33	<0.22	<0.34
MW-59B	73.65	2103.53	05/20/02	05/30/02	Unfiltered	<0.000250	53.9	0.00110 BJkq	0.00350 Jq	0.0107 Bk	<0.0000390				
MW-59C	79.73	2100.20	07/14/03	07/28/03	Unfiltered							<0.45	<0.46	<0.19	<0.42
MW-59C	82.93	2097.00	06/17/04	07/14/04	Unfiltered	<0.0004		<0.00233	0.00784	<0.00084	<0.00006	<0.45	<0.46	<0.19	<0.42
MW-59C	82.93	2097.00	06/17/04	07/14/04	Filtered										
MW-59C	63.42	2116.51	06/01/06	07/10/06	Unfiltered							<0.37	<0.32	<0.37	<0.54
MW-59D	79.05	2101.48	07/14/03	07/29/03	Unfiltered							<0.45	3.4	<0.19	1.8
MW-59D	82.80	2097.73	06/17/04	07/14/04	Unfiltered	<0.0004		<0.00233	0.0128	<0.00084	<0.00006	<0.45	1.6	<0.19	1.3
MW-59D	82.80	2097.73	06/17/04	07/14/04	Filtered										
MW-59D	84.68	2095.85	12/13/04	12/16/04	Unfiltered	<0.0004		<0.00233	0.0127	<0.00084	<0.00006	<0.74	<0.64	<0.73	<1.1
MW-59D	55.03	2125.50	06/01/05	07/06/05	Unfiltered	<0.000400		<0.00233	0.0136	<0.000848	<0.0000672	<1.9	<1.6	<1.8	<2.7
MW-59D	60.14	2120.39	11/28/05	12/14/05	Unfiltered							<0.37	1.9	<0.37	2.5
MW-59D	63.45	2117.08	06/01/06	07/12/06	Unfiltered							<1.9	<1.6	<1.8	<2.7
MW-59D	63.45	2117.08	06/01/06	07/12/06	Filtered										
MW-60A	77.77	2101.58	05/20/02	05/24/02	Unfiltered							<0.27	2 Jq	<0.22	0.5 Jq
MW-60A	85.28	2097.31	06/17/04	07/16/04	Unfiltered	<0.0004		<0.00233	<0.00031	0.0134 Bk	<0.00006	<0.45	1.7	<0.19	1.0
MW-60A	85.28	2097.31	06/17/04	07/16/04	Filtered										
MW-60A	87.04	2095.55	12/14/04	12/17/04	Unfiltered	<0.0004		<0.00233	<0.00031	<0.00084	<0.00006	<0.74	<0.64	<0.73	<1.1
MW-60A	60.83	2121.76	06/01/05	07/05/05	Unfiltered	<0.000400		<0.00233	<0.000314	<0.000848	<0.0000672	<0.37	1.3	<0.37	1.2
MW-60A	63.01	2119.58	11/28/05	12/14/05	Unfiltered							<0.37	1.2	<0.37	1.0
MW-60A	65.76	2116.83	06/01/06	07/12/06	Filtered										
MW-60A	65.76	2116.83	06/01/06	07/12/06	Unfiltered							<0.74	0.73 Jq	<0.73	<1.1
MW-60B	76.63	2102.89	05/20/02	05/20/02	Unfiltered							<0.27	<0.33	<0.22	<0.34
MW-60B	83.75	2099.02	06/17/04	07/16/04	Unfiltered	<0.0004		<0.00233	<0.00031	<0.00084	<0.00006	<0.45	<0.46	<0.19	<0.42
MW-60B	83.75	2099.02	06/17/04	07/16/04	Filtered										

Consolidation Data Summary Table - Groundwater
Beaumont Site 1

Sample Location	Water Level Data			Sample Date	Filter Status	SW8260														
	Depth to Water (feet below ground surface)	Groundwater Elevation (feet above mean sea level)	Elevation Date			1,1,2-Trichlorotrifluoroethane -ug/L	1,1-Dichloroethane -ug/L	1,1-Dichloroethene -ug/L	1,1-Dichloropropene -ug/L	1,2,3-Trichlorobenzene -ug/L	1,2,3-Trichloropropane -ng/L	1,2,4-Trichlorobenzene -ug/L	1,2,4-Trimethylbenzene -ug/L	1,2-Dibromo-3-chloropropane -ug/L	1,2-Dibromoethane -ug/L	1,2-Dichlorobenzene -ug/L	1,2-Dichloroethane -ug/L	1,2-Dichloropropane -ug/L	1,3,5-Trimethylbenzene -ug/L	1,3-Dichlorobenzene -ug/L
MW-58D	37.40	2100.91	05/20/02	05/29/02	Unfiltered															
MW-58D	40.87	2100.07	07/11/03	07/29/03	Unfiltered		1.9	70	<0.55	<0.4	<2	<0.28	<0.22	<2.6	<0.51	<0.29	1.5	<0.4	<0.11	<0.27
MW-58D	44.42	2096.52	06/17/04	07/06/04	Unfiltered	<0.7	1.6	73	<0.55	<0.4	<810	<0.28	<0.22	<2.6	<0.51	<0.29	1.0	<0.4	<0.11	<0.27
MW-58D	44.42	2096.52	06/17/04	07/06/04	Filtered															
MW-58D	16.45	2124.49	06/01/05	06/28/05	Unfiltered	<0.54	1.6	69	<0.21	<0.39	<2.3	<0.35	<0.26	<2.5	<0.81	<0.24	1.3	<0.28	<0.19	<0.38
MW-58D	25.87	2115.07	05/30/06	06/14/06	Unfiltered	<0.54	1.2	45	<0.21	<0.39	<2.3	<0.35	<0.26	<2.5	<0.81	<0.24	<0.22	<0.28	<0.19	<0.38
MW-59A	78.24	2098.71	05/20/02	05/23/02	Unfiltered		<0.28	<0.56	<0.16	<0.3	<0.46	<0.37	<0.2	<0.59	<0.18	<0.099	<0.38	<0.16	<0.15	<0.3
MW-59B	73.65	2103.53	05/20/02	05/30/02	Unfiltered															
MW-59C	79.73	2100.20	07/14/03	07/28/03	Unfiltered		8.5	190	<0.55	<0.4	<2	<0.28	<0.22	<2.6	<0.51	<0.29	13	<0.4	<0.11	<0.27
MW-59C	82.93	2097.00	06/17/04	07/14/04	Unfiltered	<0.7	7.5	150	<0.55	<0.4	<810	<0.28	<0.22	<2.6	<0.51	<0.29	11	<0.4	<0.11	<0.27
MW-59C	82.93	2097.00	06/17/04	07/14/04	Filtered															
MW-59C	63.42	2116.51	06/01/06	07/10/06	Unfiltered	<0.54	9.8	200	<0.21	<0.39	<2.3	<0.35	<0.26	<2.5	<0.81	<0.24	13	<0.28	<0.19	<0.38
MW-59D	79.05	2101.48	07/14/03	07/29/03	Unfiltered		16	370	<0.55	<0.4	<2	<0.28	<0.22	<2.6	<0.51	<0.29	25	<0.4	<0.11	<0.27
MW-59D	82.80	2097.73	06/17/04	07/14/04	Unfiltered	<0.7	13	200	<0.55	<0.4	<810	<0.28	<0.22	<2.6	<0.51	<0.29	17	<0.4	<0.11	<0.27
MW-59D	82.80	2097.73	06/17/04	07/14/04	Filtered															
MW-59D	84.68	2095.85	12/13/04	12/16/04	Unfiltered	<1.1	15	320	<0.43	<0.78	<4.5	<0.7	<0.51	<5	<1.6	<0.47	19	<0.57	<0.38	<0.77
MW-59D	55.03	2125.50	06/01/05	07/06/05	Unfiltered	<2.7	16	390	<1.1	<2.0	<11	<1.7	<1.3	<12	<4.0	<1.2	24	<1.4	<0.94	<1.9
MW-59D	60.14	2120.39	11/28/05	12/14/05	Unfiltered	<0.54	16	360	<0.21	<0.39	<2.3	<0.35	<0.26	<2.5	<0.81	<0.24	29	<0.28	<0.19	<0.38
MW-59D	63.45	2117.08	06/01/06	07/12/06	Unfiltered	<2.7	13	250	<1.1	<2.0	<11	<1.7	<1.3	<12	<4.0	<1.2	23	<1.4	<0.94	<1.9
MW-59D	63.45	2117.08	06/01/06	07/12/06	Filtered															
MW-60A	77.77	2101.58	05/20/02	05/24/02	Unfiltered		2 Jq	228	<0.16	<0.3	<0.46	<0.37	<0.2	<0.59	<0.18	<0.099	2 Jq	<0.16	<0.15	<0.3
MW-60A	85.28	2097.31	06/17/04	07/16/04	Unfiltered	<0.7	3.6	320 Bk	<0.55	<0.4	<810	<0.28	<0.22	<2.6	<0.51	<0.29	4.3	<0.4	<0.11	<0.27
MW-60A	85.28	2097.31	06/17/04	07/16/04	Filtered															
MW-60A	87.04	2095.55	12/14/04	12/17/04	Unfiltered	<1.1	4.5	300	<0.43	<0.78	<4.5	<0.7	<0.51	<5	<1.6	<0.47	6.6	<0.57	<0.38	<0.77
MW-60A	60.83	2121.76	06/01/05	07/05/05	Unfiltered	<0.54	3.4	230	<0.21	<0.39	<2.3	<0.35	<0.26	<2.5	<0.81	<0.24	4.7	<0.28	<0.19	<0.38
MW-60A	63.01	2119.58	11/28/05	12/14/05	Unfiltered	2.9 Jq	3.1	290	<0.21	<0.39	<2.3	<0.35	<0.26	<2.5	<0.81	<0.24	5.2	<0.28	<0.19	<0.38
MW-60A	65.76	2116.83	06/01/06	07/12/06	Filtered															
MW-60A	65.76	2116.83	06/01/06	07/12/06	Unfiltered	<1.1	3.6	170	<0.43	<0.78	<4.5	<0.70	<0.51	<5.0	<1.6	<0.47	6.0	<0.57	<0.38	<0.77
MW-60B	76.63	2102.89	05/20/02	05/20/02	Unfiltered		0.4 Jq	86	<0.16	<0.3	<0.46	<0.37	<0.2	<0.59	<0.18	<0.099	<0.38	<0.16	<0.15	<0.3
MW-60B	83.75	2099.02	06/17/04	07/16/04	Unfiltered	<0.7	<0.4	92 Bk	<0.55	<0.4	<2	<0.28	<0.22	<2.6	<0.51	<0.29	<0.35	<0.4	<0.11	<0.27
MW-60B	83.75	2099.02	06/17/04	07/16/04	Filtered															

Consolidation Data Summary Table - Groundwater
Beaumont Site 1

	Water Level Data					SW8260														
Sample Location	Depth to Water (feet below ground surface)	Groundwater Elevation (feet above mean sea level)	Elevation Date	Sample Date	Filter Status	1,3-Dichloropropane -ug/L	1,4-Dichlorobenzene -ug/L	2,2-Dichloropropane -ug/L	2-Butanone (MEK) -ug/L	2-Chlorotoluene -ug/L	2-Hexanone -ug/L	4-Chlorotoluene -ug/L	4-Isopropyltoluene -ug/L	4-Methyl-2-pentanone -ug/L	Acetone -ug/L	Benzene -ug/L	Bromobenzene -ug/L	Chlorobromomethane -ug/L	Bromodichloromethane -ug/L	Bromoform -ug/L
MW-58D	37.40	2100.91	05/20/02	05/29/02	Unfiltered															
MW-58D	40.87	2100.07	07/11/03	07/29/03	Unfiltered	<0.35	<0.28	<0.39	<1.7	<0.67	<2.5	<0.16	<0.17	<2.6	<3.6	<0.29	<0.26	<0.37	<0.33	<0.87
MW-58D	44.42	2096.52	06/17/04	07/06/04	Unfiltered	<0.35	<0.28	<0.39	<1.7	<0.67	<2.5	<0.16	<0.17	<2.6	<3.6	<0.29	<0.26	<0.37	<0.33	<0.87
MW-58D	44.42	2096.52	06/17/04	07/06/04	Filtered															
MW-58D	16.45	2124.49	06/01/05	06/28/05	Unfiltered	<0.30	<0.30	<0.40	<4.2	<0.24	<1.9	<0.30	<0.21	<2.4	<6.1	<0.26	<0.47	<0.68	<0.27	<0.62
MW-58D	25.87	2115.07	05/30/06	06/14/06	Unfiltered	<0.30	<0.30	<0.40	<4.2	<0.24	<1.9	<0.30	<0.21	<2.4	<6.1	<0.26	<0.47	<0.68	<0.27	<0.62
MW-59A	78.24	2098.71	05/20/02	05/23/02	Unfiltered	<0.3	<0.12	<0.28	<2.8	<0.14	<0.15	<0.22	<0.23		<9.5	<0.18	<0.15	<0.49	<0.26	<0.23
MW-59B	73.65	2103.53	05/20/02	05/30/02	Unfiltered															
MW-59C	79.73	2100.20	07/14/03	07/28/03	Unfiltered	<0.35	<0.28	<0.39	<1.7	<0.67	<2.5	<0.16	<0.17	<2.6	<3.6	<0.29	<0.26	<0.37	<0.33	<0.87
MW-59C	82.93	2097.00	06/17/04	07/14/04	Unfiltered	<0.35	<0.28	<0.39	<1.7	<0.67	<2.5	<0.16	<0.17	<2.6	<3.6	<0.29	<0.26	<0.37	<0.33	<0.87
MW-59C	82.93	2097.00	06/17/04	07/14/04	Filtered															
MW-59C	63.42	2116.51	06/01/06	07/10/06	Unfiltered	<0.30	<0.30	<0.40	<4.2	<0.24	<1.9	<0.30	<0.21	<2.4	7.2 Jq	<0.26	<0.47	<0.68	<0.27	<0.62
MW-59D	79.05	2101.48	07/14/03	07/29/03	Unfiltered	<0.35	<0.28	<0.39	<1.7	<0.67	<2.5	<0.16	<0.17	<2.6	<3.6	<0.29	<0.26	<0.37	<0.33	<0.87
MW-59D	82.80	2097.73	06/17/04	07/14/04	Unfiltered	<0.35	<0.28	<0.39	<1.7	<0.67	<2.5	<0.16	<0.17	<2.6	<3.6	<0.29	<0.26	<0.37	<0.33	<0.87
MW-59D	82.80	2097.73	06/17/04	07/14/04	Filtered															
MW-59D	84.68	2095.85	12/13/04	12/16/04	Unfiltered	<0.61	<0.6	<0.8	<8.4	<0.49	<3.7	<0.6	<0.42	<4.7	<12	<0.51	<0.94	<1.4	<0.55	<1.2
MW-59D	55.03	2125.50	06/01/05	07/06/05	Unfiltered	<1.5	<1.5	<2.0	<21	<1.2	<9.3	<1.5	<1.0	<12	<31	<1.3	<2.3	<3.4	<1.4	<3.1
MW-59D	60.14	2120.39	11/28/05	12/14/05	Unfiltered	<0.30	<0.30	<0.40	<4.2	<0.24	<1.9	<0.30	<0.21	<2.4	<6.1	<0.26	<0.47	<0.68	<0.27	<0.62
MW-59D	63.45	2117.08	06/01/06	07/12/06	Unfiltered	<1.5	<1.5	<2.0	<21	<1.2	<9.3	<1.5	<1.0	<12	<31	<1.3	<2.3	<3.4	<1.4	<3.1
MW-59D	63.45	2117.08	06/01/06	07/12/06	Filtered															
MW-60A	77.77	2101.58	05/20/02	05/24/02	Unfiltered	<0.3	<0.12	<0.28	<2.8	<0.14	<0.15	<0.22	<0.23		<9.5	<0.18	<0.15	<0.49	<0.26	<0.23
MW-60A	85.28	2097.31	06/17/04	07/16/04	Unfiltered	<0.35	<0.28	<0.39	<1.7	<0.67	<2.5	<0.16	<0.17	<2.6	<3.6	<0.29	<0.26	<0.37	<0.33	<0.87
MW-60A	85.28	2097.31	06/17/04	07/16/04	Filtered															
MW-60A	87.04	2095.55	12/14/04	12/17/04	Unfiltered	<0.61	<0.6	<0.8	<8.4	<0.49	<3.7	<0.6	<0.42	<4.7	<12	<0.51	<0.94	<1.4	<0.55	<1.2
MW-60A	60.83	2121.76	06/01/05	07/05/05	Unfiltered	<0.30	<0.30	<0.40	<4.2	<0.24	<1.9	<0.30	<0.21	<2.4	<6.1	<0.26	<0.47	<0.68	<0.27	<0.62
MW-60A	63.01	2119.58	11/28/05	12/14/05	Unfiltered	<0.30	<0.30	<0.40	<4.2	<0.24	<1.9	<0.30	<0.21	<2.4	<6.1	<0.26	<0.47	<0.68	<0.27	<0.62
MW-60A	65.76	2116.83	06/01/06	07/12/06	Filtered															
MW-60A	65.76	2116.83	06/01/06	07/12/06	Unfiltered	<0.61	<0.60	<0.80	<8.4	<0.49	<3.7	<0.60	<0.42	<4.7	<12	<0.51	<0.94	<1.4	<0.55	<1.2
MW-60B	76.63	2102.89	05/20/02	05/20/02	Unfiltered	<0.3	<0.12	<0.28	<2.8	<0.14	<0.15	<0.22	<0.23		<9.5	<0.18	<0.15	<0.49	<0.26	<0.23
MW-60B	83.75	2099.02	06/17/04	07/16/04	Unfiltered	<0.35	<0.28	<0.39	<1.7	<0.67	<2.5	<0.16	<0.17	<2.6	<3.6	<0.29	<0.26	<0.37	<0.33	<0.87
MW-60B	83.75	2099.02	06/17/04	07/16/04	Filtered															

Consolidation Data Summary Table - Groundwater
Beaumont Site 1

Sample Location	Water Level Data			Sample Date	Filter Status	SW8260														
	Depth to Water (feet below ground surface)	Groundwater Elevation (feet above mean sea level)	Elevation Date			Bromomethane -ug/L	Carbon disulfide -ug/L	Carbon tetrachloride -ug/L	Chlorobenzene -ug/L	Chlorodibromomethane -ug/L	Chloroethane -ug/L	Chloroform -ug/L	Chloromethane -ug/L	Dibromomethane -ug/L	Dichlorodifluoromethane -ug/L	Dichloromethane -ug/L	Ethylbenzene -ug/L	Hexachlorobutadiene -ug/L	Isopropylbenzene -ug/L	Methyl tert-butyl ether -ug/L
MW-58D	37.40	2100.91	05/20/02	05/29/02	Unfiltered															
MW-58D	40.87	2100.07	07/11/03	07/29/03	Unfiltered	<0.9	<0.28	<0.4	<0.19	<0.29	<0.46	<0.45	<0.43	<0.46	<0.47	<1.7	<0.19		<0.17	<0.28
MW-58D	44.42	2096.52	06/17/04	07/06/04	Unfiltered	<0.9	<0.28	<0.4	<0.19	<0.29	<0.46	<0.45	<0.43	<0.46	<0.47	<1.7	<0.19		<0.17	<0.28
MW-58D	44.42	2096.52	06/17/04	07/06/04	Filtered															
MW-58D	16.45	2124.49	06/01/05	06/28/05	Unfiltered	<2.9	<1.0	<0.42	<0.36	<0.45	<0.52	<0.22	<1.8	<0.42	<0.27	<2.6	<0.17		<0.24	<0.29
MW-58D	25.87	2115.07	05/30/06	06/14/06	Unfiltered	<2.9	<1.0	<0.42	<0.36	<0.45	<0.52	0.43 Jq	<1.8	<0.42	<0.27	3.8 BJakq	<0.17		<0.24	<0.29
MW-59A	78.24	2098.71	05/20/02	05/23/02	Unfiltered	<0.46	<0.48	<0.25	<0.16	<0.21	<0.36	<0.3	<0.19	<0.2	<0.28	6 Bk	<0.12	<0.26	<0.19	<0.3
MW-59B	73.65	2103.53	05/20/02	05/30/02	Unfiltered															
MW-59C	79.73	2100.20	07/14/03	07/28/03	Unfiltered	<0.9	<0.28	<0.4	<0.19	<0.29	<0.46	1.0	<0.43	<0.46	<0.47	<1.7	<0.19		<0.17	<0.28
MW-59C	82.93	2097.00	06/17/04	07/14/04	Unfiltered	<0.9	<0.28	<0.4	<0.19	<0.29	<0.46	1.2	<0.43	<0.46	<0.47	<1.7	<0.19		<0.17	<0.28
MW-59C	82.93	2097.00	06/17/04	07/14/04	Filtered															
MW-59C	63.42	2116.51	06/01/06	07/10/06	Unfiltered	<2.9	<1.0	<0.42	<0.36	<0.45	<0.52	1.7	<1.8	<0.42	<0.27	<2.6	<0.17		<0.24	<0.29
MW-59D	79.05	2101.48	07/14/03	07/29/03	Unfiltered	<0.9	<0.28	1.2	<0.19	<0.29	<0.46	3.5	<0.43	<0.46	<0.47	<1.7	<0.19		<0.17	<0.28
MW-59D	82.80	2097.73	06/17/04	07/14/04	Unfiltered	<0.9	<0.28	0.53	<0.19	<0.29	<0.46	2.3	<0.43	<0.46	<0.47	<1.7	<0.19		<0.17	<0.28
MW-59D	82.80	2097.73	06/17/04	07/14/04	Filtered															
MW-59D	84.68	2095.85	12/13/04	12/16/04	Unfiltered	<5.9	<2.1	<0.83	<0.72	<0.9	<1	3.1	<3.6	<0.84	<0.54	<5.3	<0.35		<0.49	<0.59
MW-59D	55.03	2125.50	06/01/05	07/06/05	Unfiltered	<15	<5.2	<2.1	<1.8	<2.3	<2.6	<1.1	<8.9	<2.1	<1.3	<13	<0.87		<1.2	<1.5
MW-59D	60.14	2120.39	11/28/05	12/14/05	Unfiltered	<2.9	<1.0	1.1	<0.36	<0.45	<0.52	3.8	<1.8	<0.42	<0.27	<2.6	<0.17		<0.24	0.30 Jq
MW-59D	63.45	2117.08	06/01/06	07/12/06	Unfiltered	<15	<5.2	<2.1	<1.8	<2.3	<2.6	2.8 Jq	<8.9	<2.1	<1.3	41 BJakq	<0.87		<1.2	<1.5
MW-59D	63.45	2117.08	06/01/06	07/12/06	Filtered															
MW-60A	77.77	2101.58	05/20/02	05/24/02	Unfiltered	<0.46	<0.48	<0.25	<0.16	<0.21	<0.36	1 Jq	<0.19	<0.2	<0.28	<1.1	<0.12	<0.26	<0.19	<0.3
MW-60A	85.28	2097.31	06/17/04	07/16/04	Unfiltered	<0.9	<0.28	<0.4	<0.19	<0.29	<0.46	1.9	<0.43	<0.46	<0.47	<1.7	<0.19		<0.17	<0.28
MW-60A	85.28	2097.31	06/17/04	07/16/04	Filtered															
MW-60A	87.04	2095.55	12/14/04	12/17/04	Unfiltered	<5.9	<2.1	<0.83	<0.72	<0.9	<1	2.3	<3.6	<0.84	<0.54	<5.3	<0.35		<0.49	<0.59
MW-60A	60.83	2121.76	06/01/05	07/05/05	Unfiltered	<2.9	<1.0	<0.42	<0.36	<0.45	<0.52	1.8	<1.8	<0.42	<0.27	<2.6	<0.17		<0.24	<0.29
MW-60A	63.01	2119.58	11/28/05	12/14/05	Unfiltered	<2.9	<1.0	0.44 Jq	<0.36	<0.45	<0.52	1.8	<1.8	<0.42	<0.27	<2.6	<0.17		<0.24	<0.29
MW-60A	65.76	2116.83	06/01/06	07/12/06	Filtered															
MW-60A	65.76	2116.83	06/01/06	07/12/06	Unfiltered	<5.9	<2.1	<0.83	<0.72	<0.90	<1.0	1.7 Jq	<3.6	<0.84	<0.54	15 BJakq	<0.35		<0.49	<0.59
MW-60B	76.63	2102.89	05/20/02	05/20/02	Unfiltered	<0.46	<0.48	<0.25	<0.16	<0.21	<0.36	1 Jq	<0.19	<0.2	<0.28	3 BJakq	<0.12	<0.26	<0.19	<0.3
MW-60B	83.75	2099.02	06/17/04	07/16/04	Unfiltered	<0.9	<0.28	<0.4	<0.19	<0.29	<0.46	1.1	<0.43	<0.46	<0.47	<1.7	<0.19		<0.17	<0.28
MW-60B	83.75	2099.02	06/17/04	07/16/04	Filtered															

Consolidation Data Summary Table - Groundwater
Beaumont Site 1

Sample Location	Water Level Data			Sample Date	Filter Status	SW8260													
	Depth to Water (feet below ground surface)	Groundwater Elevation (feet above mean sea level)	Elevation Date			Naphthalene -ug/L	Styrene -ug/L	Tetrachloroethene -ug/L	Toluene -ug/L	Trichloroethene -ug/L	Trichlorofluoromethane -ug/L	Vinyl acetate -ug/L	Vinyl chloride -ug/L	cis-1,2-Dichloroethene -ug/L	cis-1,3-Dichloropropene -ug/L	n-Butylbenzene -ug/L	m,p-Xylenes -ug/L	n-Propylbenzene -ug/L	o-Xylene -ug/L
MW-58D	37.40	2100.91	05/20/02	05/29/02	Unfiltered														
MW-58D	40.87	2100.07	07/11/03	07/29/03	Unfiltered	<0.56	<0.14	<0.2	<0.35	70	<0.27	<3.6	<0.35	<0.56	<0.44	<0.34	<0.17	<0.24	<0.16
MW-58D	44.42	2096.52	06/17/04	07/06/04	Unfiltered	<0.56	<0.14	<0.2	<0.35	62	<0.27	<3.6	<0.35	<0.56	<0.44	<0.34	<0.17	<0.24	<0.16
MW-58D	44.42	2096.52	06/17/04	07/06/04	Filtered														
MW-58D	16.45	2124.49	06/01/05	06/28/05	Unfiltered	<0.95	<0.29	<0.29	<0.35	70	<0.36	<3.2	<0.33	<0.35	<0.45	<0.29	<0.38	<0.30	<0.21
MW-58D	25.87	2115.07	05/30/06	06/14/06	Unfiltered	<0.95	<0.29	<0.29	<0.35	37	<0.36	<3.2	<0.33	<0.35	<0.45	<0.29	<0.38	<0.30	<0.21
MW-59A	78.24	2098.71	05/20/02	05/23/02	Unfiltered	<0.09	<0.12	0.9 Jq	<0.16	0.9 Jq	<0.22		<0.44	<0.3	<0.19	<0.29	<0.31	<0.28	<0.088
MW-59B	73.65	2103.53	05/20/02	05/30/02	Unfiltered														
MW-59C	79.73	2100.20	07/14/03	07/28/03	Unfiltered	<0.56	<0.14	<0.2	<0.35	140	<0.27	<3.6	<0.35	<0.56	<0.44	<0.34	<0.17	<0.24	<0.16
MW-59C	82.93	2097.00	06/17/04	07/14/04	Unfiltered	<0.56	<0.14	<0.2	<0.35	100 Jc	<0.27	<3.6	<0.35	<0.56	<0.44	<0.34	<0.17	<0.24	<0.16
MW-59C	82.93	2097.00	06/17/04	07/14/04	Filtered														
MW-59C	63.42	2116.51	06/01/06	07/10/06	Unfiltered	<0.95	<0.29	0.60 Jq	<0.35	180	<0.36	<3.2	<0.33	1.1	<0.45	<0.29	<0.38	<0.30	<0.21
MW-59D	79.05	2101.48	07/14/03	07/29/03	Unfiltered	<0.56	<0.14	1.3	<0.35	330	<0.27	<3.6	<0.35	2.2	<0.44	<0.34	<0.17	<0.24	<0.16
MW-59D	82.80	2097.73	06/17/04	07/14/04	Unfiltered	<0.56	<0.14	<0.2	<0.35	170 Jc	<0.27	<3.6	<0.35	1.6	<0.44	<0.34	<0.17	<0.24	<0.16
MW-59D	82.80	2097.73	06/17/04	07/14/04	Filtered														
MW-59D	84.68	2095.85	12/13/04	12/16/04	Unfiltered	<1.9	<0.57	<0.59	<0.69	280	<0.72	<6.4	<0.67	<0.7	<0.9	<0.58	<0.76	<0.59	<0.42
MW-59D	55.03	2125.50	06/01/05	07/06/05	Unfiltered	<4.8	<1.4	<1.5	<1.7	300	<1.8	<16	<1.7	<1.7	<2.3	<1.5	<1.9	<1.5	<1.0
MW-59D	60.14	2120.39	11/28/05	12/14/05	Unfiltered	<0.95	<0.29	1.5	<0.35	340	<0.36	<3.2	0.39 Jq	2.7	<0.45	<0.29	<0.38	<0.30	<0.21
MW-59D	63.45	2117.08	06/01/06	07/12/06	Unfiltered	<4.8	<1.4	<1.5	<1.7	120	<1.8	<16	<1.7	2.3 Jq	<2.3	<1.5	<1.9	<1.5	<1.0
MW-59D	63.45	2117.08	06/01/06	07/12/06	Filtered														
MW-60A	77.77	2101.58	05/20/02	05/24/02	Unfiltered	<0.09	<0.12	<0.21	<0.16	111	<0.22		<0.44	0.7 Jq	<0.19	<0.29	<0.31	<0.28	<0.088
MW-60A	85.28	2097.31	06/17/04	07/16/04	Unfiltered	<0.56	<0.14	<0.2	<0.35	160	<0.27	<3.6	<0.35	1.5	<0.44	<0.34	<0.17	<0.24	<0.16
MW-60A	85.28	2097.31	06/17/04	07/16/04	Filtered														
MW-60A	87.04	2095.55	12/14/04	12/17/04	Unfiltered	<1.9	<0.57	<0.59	<0.69	210	<0.72	<6.4	<0.67	<0.7	<0.9	<0.58	<0.76	<0.59	<0.42
MW-60A	60.83	2121.76	06/01/05	07/05/05	Unfiltered	<0.95	<0.29	<0.29	<0.35	160	<0.36	<3.2	<0.33	1.5	<0.45	<0.29	<0.38	<0.30	<0.21
MW-60A	63.01	2119.58	11/28/05	12/14/05	Unfiltered	<0.95	<0.29	0.43 Jq	<0.35	190	<0.36	<3.2	<0.33	1.4	<0.45	<0.29	<0.38	<0.30	<0.21
MW-60A	65.76	2116.83	06/01/06	07/12/06	Filtered														
MW-60A	65.76	2116.83	06/01/06	07/12/06	Unfiltered	<1.9	<0.57	<0.59	<0.69	94	<0.72	<6.4	<0.67	1.4 Jq	<0.90	<0.58	<0.76	<0.59	<0.42
MW-60B	76.63	2102.89	05/20/02	05/20/02	Unfiltered	<0.09	<0.12	<0.21	<0.16	8	<0.22		<0.44	<0.3	<0.19	<0.29	<0.31	<0.28	<0.088
MW-60B	83.75	2099.02	06/17/04	07/16/04	Unfiltered	<0.56	<0.14	<0.2	<0.35	35 Bk	<0.27	<3.6	<0.35	<0.56	<0.44	<0.34	<0.17	<0.24	<0.16
MW-60B	83.75	2099.02	06/17/04	07/16/04	Filtered														

Consolidation Data Summary Table - Groundwater
Beaumont Site 1

Sample Location	Water Level Data			Sample Date	Filter Status	SW8260				SW8270	SW8330						
	Depth to Water (feet below ground surface)	Groundwater Elevation (feet above mean sea level)	Elevation Date			sec-Butylbenzene -ug/L	tert-Butylbenzene -ug/L	trans-1,2-Dichloroethene -ug/L	trans-1,3-Dichloropropene -ug/L	1,4-Dioxane -ug/L	1,3,5-Trinitrobenzene (TNB) -ug/L	1,3-Dinitrobenzene -ug/L	2,4,6-Trinitrotoluene (TNT) -ug/L	2,4-Dinitrotoluene -ug/L	2,6-Dinitrotoluene -ug/L	2-Amino-4,6-dinitrotoluene -ug/L	2/4-Nitrotoluene -ug/L
MW-58D	37.40	2100.91	05/20/02	05/29/02	Unfiltered					26							
MW-58D	40.87	2100.07	07/11/03	07/29/03	Unfiltered	<0.11	<0.23	<0.6	<0.3								
MW-58D	44.42	2096.52	06/17/04	07/06/04	Unfiltered	<0.11	<0.23	<0.6	<0.3								
MW-58D	44.42	2096.52	06/17/04	07/06/04	Filtered						<0.11	<0.19	<0.14	<0.07	<0.17	<0.09	<0.4
MW-58D	16.45	2124.49	06/01/05	06/28/05	Unfiltered	<0.21	<0.17	<0.29	<0.31								
MW-58D	25.87	2115.07	05/30/06	06/14/06	Unfiltered	<0.21	<0.17	<0.29	<0.31								
MW-59A	78.24	2098.71	05/20/02	05/23/02	Unfiltered	<0.29	<0.25	<0.37	<0.25	<0.5							
MW-59B	73.65	2103.53	05/20/02	05/30/02	Unfiltered					60							
MW-59C	79.73	2100.20	07/14/03	07/28/03	Unfiltered	<0.11	<0.23	<0.6	<0.3								
MW-59C	82.93	2097.00	06/17/04	07/14/04	Unfiltered	<0.11	<0.23	<0.6	<0.3								
MW-59C	82.93	2097.00	06/17/04	07/14/04	Filtered						<0.11	<0.19	<0.14	<0.07	<0.17	<0.09	<0.4
MW-59C	63.42	2116.51	06/01/06	07/10/06	Unfiltered	<0.21	<0.17	<0.29	<0.31								
MW-59D	79.05	2101.48	07/14/03	07/29/03	Unfiltered	<0.11	<0.23	<0.6	<0.3								
MW-59D	82.80	2097.73	06/17/04	07/14/04	Unfiltered	<0.11	<0.23	<0.6	<0.3								
MW-59D	82.80	2097.73	06/17/04	07/14/04	Filtered						<0.11	<0.19	<0.14	<0.07	<0.17	<0.09	<0.4
MW-59D	84.68	2095.85	12/13/04	12/16/04	Unfiltered	<0.42	<0.35	<0.58	<0.61								
MW-59D	55.03	2125.50	06/01/05	07/06/05	Unfiltered	<1.0	<0.87	<1.5	<1.5								
MW-59D	60.14	2120.39	11/28/05	12/14/05	Unfiltered	<0.21	<0.17	<0.29	<0.31								
MW-59D	63.45	2117.08	06/01/06	07/12/06	Unfiltered	<1.0	<0.87	<1.5	<1.5								
MW-59D	63.45	2117.08	06/01/06	07/12/06	Filtered												
MW-60A	77.77	2101.58	05/20/02	05/24/02	Unfiltered	<0.29	<0.25	<0.37	<0.25	35 Je							
MW-60A	85.28	2097.31	06/17/04	07/16/04	Unfiltered	<0.11	<0.23	<0.6	<0.3								
MW-60A	85.28	2097.31	06/17/04	07/16/04	Filtered						<0.11	<0.19	<0.14	<0.07	<0.17	<0.09	<0.4
MW-60A	87.04	2095.55	12/14/04	12/17/04	Unfiltered	<0.42	<0.35	<0.58	<0.61								
MW-60A	60.83	2121.76	06/01/05	07/05/05	Unfiltered	<0.21	<0.17	<0.29	<0.31								
MW-60A	63.01	2119.58	11/28/05	12/14/05	Unfiltered	<0.21	<0.17	<0.29	<0.31								
MW-60A	65.76	2116.83	06/01/06	07/12/06	Filtered												
MW-60A	65.76	2116.83	06/01/06	07/12/06	Unfiltered	<0.42	<0.35	<0.58	<0.61								
MW-60B	76.63	2102.89	05/20/02	05/20/02	Unfiltered	<0.29	<0.25	<0.37	<0.25	<0.5							
MW-60B	83.75	2099.02	06/17/04	07/16/04	Unfiltered	<0.11	<0.23	<0.6	<0.3								
MW-60B	83.75	2099.02	06/17/04	07/16/04	Filtered						<0.11	<0.19	<0.14	<0.07	<0.17	<0.09	<0.4

Consolidation Data Summary Table - Groundwater
Beaumont Site 1

Sample Location	Water Level Data			Sample Date	Filter Status	SW8330					
	Depth to Water (feet below ground surface)	Groundwater Elevation (feet above mean sea level)	Elevation Date			3-Nitrotoluene -ug/L	4-Amino-2,6-dinitrotoluene -ug/L	HMX -ug/L	Nitrobenzene -ug/L	RDX -ug/L	Tetryl -ug/L
MW-58D	37.40	2100.91	05/20/02	05/29/02	Unfiltered						
MW-58D	40.87	2100.07	07/11/03	07/29/03	Unfiltered						
MW-58D	44.42	2096.52	06/17/04	07/06/04	Unfiltered						
MW-58D	44.42	2096.52	06/17/04	07/06/04	Filtered	<0.18	<0.08	<0.2	<0.22	<0.15	<0.12
MW-58D	16.45	2124.49	06/01/05	06/28/05	Unfiltered						
MW-58D	25.87	2115.07	05/30/06	06/14/06	Unfiltered						
MW-59A	78.24	2098.71	05/20/02	05/23/02	Unfiltered						
MW-59B	73.65	2103.53	05/20/02	05/30/02	Unfiltered						
MW-59C	79.73	2100.20	07/14/03	07/28/03	Unfiltered						
MW-59C	82.93	2097.00	06/17/04	07/14/04	Unfiltered						
MW-59C	82.93	2097.00	06/17/04	07/14/04	Filtered	<0.18	<0.08	<0.2	<0.22	<0.15	<0.12
MW-59C	63.42	2116.51	06/01/06	07/10/06	Unfiltered						
MW-59D	79.05	2101.48	07/14/03	07/29/03	Unfiltered						
MW-59D	82.80	2097.73	06/17/04	07/14/04	Unfiltered						
MW-59D	82.80	2097.73	06/17/04	07/14/04	Filtered	<0.18	<0.08	<0.2	<0.22	<0.15	<0.12
MW-59D	84.68	2095.85	12/13/04	12/16/04	Unfiltered						
MW-59D	55.03	2125.50	06/01/05	07/06/05	Unfiltered						
MW-59D	60.14	2120.39	11/28/05	12/14/05	Unfiltered						
MW-59D	63.45	2117.08	06/01/06	07/12/06	Unfiltered					<1.3	
MW-59D	63.45	2117.08	06/01/06	07/12/06	Filtered						
MW-60A	77.77	2101.58	05/20/02	05/24/02	Unfiltered						
MW-60A	85.28	2097.31	06/17/04	07/16/04	Unfiltered						
MW-60A	85.28	2097.31	06/17/04	07/16/04	Filtered	<0.18	<0.08	<0.2	<0.22	<0.15	<0.12
MW-60A	87.04	2095.55	12/14/04	12/17/04	Unfiltered						
MW-60A	60.83	2121.76	06/01/05	07/05/05	Unfiltered						
MW-60A	63.01	2119.58	11/28/05	12/14/05	Unfiltered						
MW-60A	65.76	2116.83	06/01/06	07/12/06	Filtered						
MW-60A	65.76	2116.83	06/01/06	07/12/06	Unfiltered					<1.3	
MW-60B	76.63	2102.89	05/20/02	05/20/02	Unfiltered						
MW-60B	83.75	2099.02	06/17/04	07/16/04	Unfiltered						
MW-60B	83.75	2099.02	06/17/04	07/16/04	Filtered	<0.18	<0.08	<0.2	<0.22	<0.15	<0.12

Consolidation Data Summary Table - Groundwater
Beaumont Site 1

	Water Level Data					E160.1	E1624	E1625C	E1625C	E218.6	E300.0				E314.0	E314.1	E524.2	SM2320
Sample Location	Depth to Water (feet below ground surface)	Groundwater Elevation (feet above mean sea level)	Elevation Date	Sample Date	Filter Status	Total Dissolved Solids -mg/L	1,4-Dioxane -ug/L	1,4-Dioxane -ug/L	N-Nitrosodimethylamine -ng/L	Hexavalent chromium -ug/L	Chloride -mg/L	Nitrate -mg/L	Nitrogen, as Nitrite -mg/L	Sulfate -mg/L	Perchlorate -ug/L	Perchlorate -ug/L	1,2,3-Trichloropropane -ug/L	Alkalinity, Bicarbonate (as CaCO3) -mg/L
MW-60B	63.84	2118.93	06/01/06	06/29/06	Unfiltered			<0.40	<0.48	10					1200		<0.0017	
MW-60B	63.84	2118.93	06/01/06	06/29/06	Filtered													
MW-61A	69.39	2117.56	06/01/06	07/17/06	Unfiltered			34							13000			
MW-61B	85.83	2100.94	06/17/04	07/15/04	Filtered													
MW-61B	85.83	2100.94	06/17/04	07/15/04	Unfiltered		540 Jr			3.0						120000		
MW-61B	61.12	2125.65	06/01/05	07/06/05	Unfiltered			520		3.1					110000			
MW-61B	64.51	2122.26	06/01/06	07/13/06	Unfiltered			260	<0.48	1.4					73000		0.0065 Bk	
MW-61B	64.51	2122.26	06/01/06	07/13/06	Filtered													
MW-61C	90.88	2095.96	06/17/04	07/15/04	Unfiltered		6.0			1.1						7300		
MW-61C	90.88	2095.96	06/17/04	07/15/04	Filtered													
MW-61C	71.71	2115.13	06/01/06	07/03/06	Unfiltered			2.9							2200			
MW-62A	28.18	2100.64	05/20/02	05/28/02	Unfiltered	221 Bk					7.3 Bk	12.0	<0.12	10.8 Bk		1940		68.1 Bk
MW-62A	31.80	2099.52	07/11/03	07/28/03	Unfiltered		46									1600		
MW-62A	34.68	2096.64	06/17/04	07/02/04	Unfiltered		46			2.4						620		
MW-62A	34.68	2096.64	06/17/04	07/02/04	Filtered													
MW-62A	14.92	2116.40	06/01/05	06/27/05	Unfiltered			24		2.1					1100			
MW-62A	18.66	2112.66	05/30/06	06/14/06	Unfiltered			36							1300			
MW-63	51.96	2101.79	05/20/02	05/24/02	Unfiltered	219					7.1	12.5	<0.12	9.7 Bk		1520		57.6
MW-64	26.06	2099.70	05/20/02	05/29/02	Unfiltered											1720		
MW-66	28.77	2099.10	05/20/02	05/29/02	Unfiltered											1680		
MW-66	34.15	2096.28	07/11/03	07/30/03	Unfiltered		23									1100		
MW-66	36.91	2093.52	06/17/04	06/30/04	Unfiltered		24			<0.005						430		
MW-66	36.91	2093.52	06/17/04	06/30/04	Filtered													
MW-66	28.39	2102.04	06/01/05	07/05/05	Unfiltered			30		<0.0050					1600			
MW-66	26.78	2103.65	05/30/06	07/10/06	Unfiltered			31	<0.48	0.10 BJakq					1600		0.0032 BJakq	
MW-66	26.78	2103.65	05/30/06	07/10/06	Filtered													
MW-67	5.20	1794.34	07/11/03	07/21/03	Unfiltered		<1.1									<0.46		
MW-67	5.39	1794.15	06/17/04	06/24/04	Unfiltered		<1.1			<0.005						<0.46		
MW-67	5.39	1794.15	06/17/04	06/24/04	Filtered													
MW-67	4.98	1794.56	06/02/05	06/20/05	Unfiltered			<1.1		<0.0050					<0.59			
MW-67	4.77	1794.77	11/29/05	12/09/05	Unfiltered			<1.1							<0.59			

Consolidation Data Summary Table - Groundwater
Beaumont Site 1

Sample Location	Water Level Data			Sample Date	Filter Status	SW6010							
	Depth to Water (feet below ground surface)	Groundwater Elevation (feet above mean sea level)	Elevation Date			Antimony -mg/L	Arsenic -mg/L	Barium -mg/L	Beryllium -mg/L	Cadmium -mg/L	Calcium -mg/L	Chromium -mg/L	Cobalt -mg/L
MW-60B	63.84	2118.93	06/01/06	06/29/06	Unfiltered		<0.00308		<0.000176	<0.000350			
MW-60B	63.84	2118.93	06/01/06	06/29/06	Filtered		<0.00308		<0.000176	<0.000350			
MW-61A	69.39	2117.56	06/01/06	07/17/06	Unfiltered								
MW-61B	85.83	2100.94	06/17/04	07/15/04	Filtered								
MW-61B	85.83	2100.94	06/17/04	07/15/04	Unfiltered	<0.00209	<0.00308	0.434	<0.00017	<0.00035		<0.00035	<0.00069
MW-61B	61.12	2125.65	06/01/05	07/06/05	Unfiltered	<0.00209	<0.00308	0.485	<0.000176	<0.000350		0.00530	<0.000696
MW-61B	64.51	2122.26	06/01/06	07/13/06	Unfiltered		<0.00308		<0.000176	<0.000350			
MW-61B	64.51	2122.26	06/01/06	07/13/06	Filtered		<0.00308		<0.000176	<0.000350			
MW-61C	90.88	2095.96	06/17/04	07/15/04	Unfiltered	<0.00209	<0.00308	0.0111	<0.00017	<0.00035		<0.00035	<0.00069
MW-61C	90.88	2095.96	06/17/04	07/15/04	Filtered								
MW-61C	71.71	2115.13	06/01/06	07/03/06	Unfiltered								
MW-62A	28.18	2100.64	05/20/02	05/28/02	Unfiltered	0.00200 Jq	0.00200 BJaq	0.0965 Bk	<0.0000500	0.000200 Jq	29.9	0.00630 Bk	0.000590 BJkq
MW-62A	31.80	2099.52	07/11/03	07/28/03	Unfiltered								
MW-62A	34.68	2096.64	06/17/04	07/02/04	Unfiltered	<0.00209	<0.00308	0.0834	<0.00017	<0.00035		<0.00035	<0.00069
MW-62A	34.68	2096.64	06/17/04	07/02/04	Filtered								
MW-62A	14.92	2116.40	06/01/05	06/27/05	Unfiltered	<0.00209	<0.00308	0.103	<0.000176	<0.000350		<0.000350	<0.000696
MW-62A	18.66	2112.66	05/30/06	06/14/06	Unfiltered								
MW-63	51.96	2101.79	05/20/02	05/24/02	Unfiltered	0.00200 BJaq	<0.00140	0.0667	<0.0000500	0.000130 BJkq	26.6 Bk	0.000400 BJkq	0.000930 BJakq
MW-64	26.06	2099.70	05/20/02	05/29/02	Unfiltered								
MW-66	28.77	2099.10	05/20/02	05/29/02	Unfiltered								
MW-66	34.15	2096.28	07/11/03	07/30/03	Unfiltered								
MW-66	36.91	2093.52	06/17/04	06/30/04	Unfiltered	<0.00209	<0.00308	0.0809	<0.00017	<0.00035		<0.00035	<0.00069
MW-66	36.91	2093.52	06/17/04	06/30/04	Filtered								
MW-66	28.39	2102.04	06/01/05	07/05/05	Unfiltered	<0.00209	0.0108	0.0879	<0.000176	<0.000350		<0.000350	<0.000696
MW-66	26.78	2103.65	05/30/06	07/10/06	Unfiltered		<0.00308		<0.000176	<0.000350			
MW-66	26.78	2103.65	05/30/06	07/10/06	Filtered		0.00488 Jq		<0.000176	<0.000350			
MW-67	5.20	1794.34	07/11/03	07/21/03	Unfiltered								
MW-67	5.39	1794.15	06/17/04	06/24/04	Unfiltered	<0.00209	<0.00308	0.0774	<0.00017	<0.00035		<0.00035	<0.00069
MW-67	5.39	1794.15	06/17/04	06/24/04	Filtered								
MW-67	4.98	1794.56	06/02/05	06/20/05	Unfiltered	<0.00209	<0.00308	0.0716	<0.000176	<0.000350		<0.000350	<0.000696
MW-67	4.77	1794.77	11/29/05	12/09/05	Unfiltered								

Consolidation Data Summary Table - Groundwater
Beaumont Site 1

Sample Location	Water Level Data			Sample Date	Filter Status	SW6010						
	Depth to Water (feet below ground surface)	Groundwater Elevation (feet above mean sea level)	Elevation Date			Copper -mg/L	Lead -mg/L	Magnesium -mg/L	Molybdenum -mg/L	Nickel -mg/L	Potassium -mg/L	Selenium -mg/L
MW-60B	63.84	2118.93	06/01/06	06/29/06	Unfiltered		<0.00236					
MW-60B	63.84	2118.93	06/01/06	06/29/06	Filtered		<0.00236					
MW-61A	69.39	2117.56	06/01/06	07/17/06	Unfiltered							
MW-61B	85.83	2100.94	06/17/04	07/15/04	Filtered							
MW-61B	85.83	2100.94	06/17/04	07/15/04	Unfiltered	<0.00134	<0.00236		<0.0008	<0.00137		<0.00295
MW-61B	61.12	2125.65	06/01/05	07/06/05	Unfiltered	<0.00134	<0.00236		<0.000800	<0.00137		<0.00295
MW-61B	64.51	2122.26	06/01/06	07/13/06	Unfiltered		<0.00236					
MW-61B	64.51	2122.26	06/01/06	07/13/06	Filtered		<0.00236					
MW-61C	90.88	2095.96	06/17/04	07/15/04	Unfiltered	<0.00134	<0.00236		0.0219	<0.00137		<0.00295
MW-61C	90.88	2095.96	06/17/04	07/15/04	Filtered							
MW-61C	71.71	2115.13	06/01/06	07/03/06	Unfiltered							
MW-62A	28.18	2100.64	05/20/02	05/28/02	Unfiltered	0.00610 BJkq	0.00380 BJkq	5.63	0.00300 BJkq	0.00270 BJkq	1.03 Bak	<0.00260
MW-62A	31.80	2099.52	07/11/03	07/28/03	Unfiltered							
MW-62A	34.68	2096.64	06/17/04	07/02/04	Unfiltered	<0.00134	<0.00236		<0.0008	<0.00137		<0.00295
MW-62A	34.68	2096.64	06/17/04	07/02/04	Filtered							
MW-62A	14.92	2116.40	06/01/05	06/27/05	Unfiltered	<0.00134	<0.00236		<0.000800	<0.00137		<0.00295
MW-62A	18.66	2112.66	05/30/06	06/14/06	Unfiltered							
MW-63	51.96	2101.79	05/20/02	05/24/02	Unfiltered	<0.000720	<0.000660	4.64 Bk	0.000810 BJaq	0.00340 BJkq	1.32 Bk	0.00420 BJkq
MW-64	26.06	2099.70	05/20/02	05/29/02	Unfiltered							
MW-66	28.77	2099.10	05/20/02	05/29/02	Unfiltered							
MW-66	34.15	2096.28	07/11/03	07/30/03	Unfiltered							
MW-66	36.91	2093.52	06/17/04	06/30/04	Unfiltered	<0.00134	<0.00236		0.00620	<0.00137		<0.00295
MW-66	36.91	2093.52	06/17/04	06/30/04	Filtered							
MW-66	28.39	2102.04	06/01/05	07/05/05	Unfiltered	<0.00134	<0.00236		<0.000800	<0.00137		<0.00295
MW-66	26.78	2103.65	05/30/06	07/10/06	Unfiltered		0.00326 Jq					
MW-66	26.78	2103.65	05/30/06	07/10/06	Filtered		<0.00236					
MW-67	5.20	1794.34	07/11/03	07/21/03	Unfiltered							
MW-67	5.39	1794.15	06/17/04	06/24/04	Unfiltered	<0.00134	<0.00236		0.0151	<0.00137		<0.00295
MW-67	5.39	1794.15	06/17/04	06/24/04	Filtered							
MW-67	4.98	1794.56	06/02/05	06/20/05	Unfiltered	<0.00134	<0.00236		0.0158	<0.00137		<0.00295
MW-67	4.77	1794.77	11/29/05	12/09/05	Unfiltered							

Consolidation Data Summary Table - Groundwater
Beaumont Site 1

	Water Level Data					SW6010					SW7470	SW8260			
Sample Location	Depth to Water (feet below ground surface)	Groundwater Elevation (feet above mean sea level)	Elevation Date	Sample Date	Filter Status	Silver -mg/L	Sodium -mg/L	Thallium -mg/L	Vanadium -mg/L	Zinc -mg/L	Mercury -mg/L	1,1,1,2-Tetrachloroethane -ug/L	1,1,1-Trichloroethane -ug/L	1,1,2,2-Tetrachloroethane -ug/L	1,1,2-Trichloroethane -ug/L
MW-60B	63.84	2118.93	06/01/06	06/29/06	Unfiltered							<0.37	<0.32	<0.37	<0.54
MW-60B	63.84	2118.93	06/01/06	06/29/06	Filtered										
MW-61A	69.39	2117.56	06/01/06	07/17/06	Unfiltered							<0.37	0.69 Jq	<0.37	0.80 Jq
MW-61B	85.83	2100.94	06/17/04	07/15/04	Filtered										
MW-61B	85.83	2100.94	06/17/04	07/15/04	Unfiltered	<0.0004		<0.00233	<0.00031	<0.00084	<0.00006	<0.45	23	<0.19	16
MW-61B	61.12	2125.65	06/01/05	07/06/05	Unfiltered	<0.000400		<0.00233	<0.000314	<0.000848	<0.0000672	<37	<32	<37	<54
MW-61B	64.51	2122.26	06/01/06	07/13/06	Unfiltered							<9.3	10 Jq	<9.2	<14
MW-61B	64.51	2122.26	06/01/06	07/13/06	Filtered										
MW-61C	90.88	2095.96	06/17/04	07/15/04	Unfiltered	<0.0004		<0.00233	<0.00031	<0.00084	<0.00006	<0.45	<0.46	<0.19	<0.42
MW-61C	90.88	2095.96	06/17/04	07/15/04	Filtered										
MW-61C	71.71	2115.13	06/01/06	07/03/06	Unfiltered							<0.37	<0.32	<0.37	<0.54
MW-62A	28.18	2100.64	05/20/02	05/28/02	Unfiltered	0.000650 BJakq	18.3	0.00490 BJakq	0.00520 BJkq	0.00820 BJkq	0.000170 BJkq				
MW-62A	31.80	2099.52	07/11/03	07/28/03	Unfiltered							<0.45	1.6	<0.19	<0.42
MW-62A	34.68	2096.64	06/17/04	07/02/04	Unfiltered	<0.0004		<0.00233	<0.00031	<0.00084	<0.00006	<0.45	<0.46	<0.19	<0.42
MW-62A	34.68	2096.64	06/17/04	07/02/04	Filtered										
MW-62A	14.92	2116.40	06/01/05	06/27/05	Unfiltered	<0.000400		<0.00233	0.00650	<0.000848	<0.0000672	<0.37	1.1	<0.37	<0.54
MW-62A	18.66	2112.66	05/30/06	06/14/06	Unfiltered							<0.37	1.1	<0.37	<0.54
MW-63	51.96	2101.79	05/20/02	05/24/02	Unfiltered	<0.000250	15.1 Bk	0.00110 BJaq	0.000730 Jq	0.0140 Bk	0.000130 BJkq				
MW-64	26.06	2099.70	05/20/02	05/29/02	Unfiltered										
MW-66	28.77	2099.10	05/20/02	05/29/02	Unfiltered										
MW-66	34.15	2096.28	07/11/03	07/30/03	Unfiltered							<0.45	1.2	<0.19	<0.42
MW-66	36.91	2093.52	06/17/04	06/30/04	Unfiltered	<0.0004		<0.00233	0.00839	0.0299 Bk	<0.00006	<0.45	<0.46	<0.19	<0.42
MW-66	36.91	2093.52	06/17/04	06/30/04	Filtered										
MW-66	28.39	2102.04	06/01/05	07/05/05	Unfiltered	<0.000400		<0.00233	0.00990	<0.000848	<0.0000672	<0.37	<0.32	<0.37	<0.54
MW-66	26.78	2103.65	05/30/06	07/10/06	Unfiltered							<0.37	<0.32	<0.37	<0.54
MW-66	26.78	2103.65	05/30/06	07/10/06	Filtered										
MW-67	5.20	1794.34	07/11/03	07/21/03	Unfiltered							<0.45	<0.46	<0.19	<0.42
MW-67	5.39	1794.15	06/17/04	06/24/04	Unfiltered	<0.0004		<0.00233	<0.00031	0.0151	<0.00006	<0.45	<0.46	<0.19	<0.42
MW-67	5.39	1794.15	06/17/04	06/24/04	Filtered										
MW-67	4.98	1794.56	06/02/05	06/20/05	Unfiltered	<0.000400		<0.00233	0.0108	<0.000848	<0.0000672	<0.37	<0.32	<0.37	<0.54
MW-67	4.77	1794.77	11/29/05	12/09/05	Unfiltered							<0.37	<0.32	<0.37	<0.54

Consolidation Data Summary Table - Groundwater
Beaumont Site 1

Sample Location	Water Level Data			Sample Date	Filter Status	SW8260														
	Depth to Water (feet below ground surface)	Groundwater Elevation (feet above mean sea level)	Elevation Date			1,1,2-Trichlorotrifluoroethane -ug/L	1,1-Dichloroethane -ug/L	1,1-Dichloroethene -ug/L	1,1-Dichloropropene -ug/L	1,2,3-Trichlorobenzene -ug/L	1,2,3-Trichloropropane -ng/L	1,2,4-Trichlorobenzene -ug/L	1,2,4-Trimethylbenzene -ug/L	1,2-Dibromo-3-chloropropane -ug/L	1,2-Dibromoethane -ug/L	1,2-Dichlorobenzene -ug/L	1,2-Dichloroethane -ug/L	1,2-Dichloropropane -ug/L	1,3,5-Trimethylbenzene -ug/L	1,3-Dichlorobenzene -ug/L
MW-60B	63.84	2118.93	06/01/06	06/29/06	Unfiltered	<0.54	<0.53	25	<0.21	<0.39	<2.3	<0.35	<0.26	<2.5	<0.81	<0.24	<0.22	<0.28	<0.19	<0.38
MW-60B	63.84	2118.93	06/01/06	06/29/06	Filtered															
MW-61A	69.39	2117.56	06/01/06	07/17/06	Unfiltered	<0.54	7.5	320	<0.21	<0.39	<2.3	<0.35	<0.26	<2.5	<0.81	<0.24	4.9	<0.28	<0.19	<0.38
MW-61B	85.83	2100.94	06/17/04	07/15/04	Filtered															
MW-61B	85.83	2100.94	06/17/04	07/15/04	Unfiltered	<0.7	170	7100	<0.55	1.9	<2	1.7	<0.22	<2.6	<0.51	<0.29	130	<0.4	<0.11	<0.27
MW-61B	61.12	2125.65	06/01/05	07/06/05	Unfiltered	<54	260	10000	<21	<39	<230	<35	<26	<250	<81	<24	140	<28	<19	<38
MW-61B	64.51	2122.26	06/01/06	07/13/06	Unfiltered	<13	96	4300	<5.4	<9.8	<56	<8.7	<6.4	<62	<20	<5.9	42	<7.1	<4.7	<9.6
MW-61B	64.51	2122.26	06/01/06	07/13/06	Filtered															
MW-61C	90.88	2095.96	06/17/04	07/15/04	Unfiltered	<0.7	1.2	34	<0.55	<0.4	<810	<0.28	<0.22	<2.6	<0.51	<0.29	1.2	<0.4	<0.11	<0.27
MW-61C	90.88	2095.96	06/17/04	07/15/04	Filtered															
MW-61C	71.71	2115.13	06/01/06	07/03/06	Unfiltered	<0.54	0.87 Jq	51	<0.21	<0.39	<2.3	<0.35	<0.26	<2.5	<0.81	<0.24	1.4	<0.28	<0.19	<0.38
MW-62A	28.18	2100.64	05/20/02	05/28/02	Unfiltered															
MW-62A	31.80	2099.52	07/11/03	07/28/03	Unfiltered		1.2	61	<0.55	<0.4	<2	<0.28	<0.22	<2.6	<0.51	<0.29	<0.35	<0.4	<0.11	<0.27
MW-62A	34.68	2096.64	06/17/04	07/02/04	Unfiltered	<0.7	<0.4	4.5	<0.55	<0.4	<810	<0.28	<0.22	<2.6	<0.51	<0.29	<0.35	<0.4	<0.11	<0.27
MW-62A	34.68	2096.64	06/17/04	07/02/04	Filtered															
MW-62A	14.92	2116.40	06/01/05	06/27/05	Unfiltered	<0.54	1.8	79	<0.21	<0.39	<2.3	<0.35	<0.26	<2.5	<0.81	<0.24	0.62	<0.28	<0.19	<0.38
MW-62A	18.66	2112.66	05/30/06	06/14/06	Unfiltered	<0.54	1.4	62	<0.21	<0.39	<2.3	<0.35	<0.26	<2.5	<0.81	<0.24	<0.22	<0.28	<0.19	<0.38
MW-63	51.96	2101.79	05/20/02	05/24/02	Unfiltered															
MW-64	26.06	2099.70	05/20/02	05/29/02	Unfiltered															
MW-66	28.77	2099.10	05/20/02	05/29/02	Unfiltered															
MW-66	34.15	2096.28	07/11/03	07/30/03	Unfiltered		5.4	160	<0.55	<0.4	<2	<0.28	<0.22	<2.6	<0.51	<0.29	1.0	<0.4	<0.11	<0.27
MW-66	36.91	2093.52	06/17/04	06/30/04	Unfiltered	<0.7	3.9	130	<0.55	<0.4	<810	<0.28	<0.22	<2.6	<0.51	<0.29	0.81	<0.4	<0.11	<0.27
MW-66	36.91	2093.52	06/17/04	06/30/04	Filtered															
MW-66	28.39	2102.04	06/01/05	07/05/05	Unfiltered	<0.54	3.8	120	<0.21	<0.39	<2.3	<0.35	<0.26	<2.5	<0.81	<0.24	0.75	<0.28	<0.19	<0.38
MW-66	26.78	2103.65	05/30/06	07/10/06	Unfiltered	<0.54	3.0	86	<0.21	<0.39	<2.3	<0.35	<0.26	<2.5	<0.81	<0.24	0.87	<0.28	<0.19	<0.38
MW-66	26.78	2103.65	05/30/06	07/10/06	Filtered															
MW-67	5.20	1794.34	07/11/03	07/21/03	Unfiltered		<0.4	<0.32	<0.55	<0.4	<2	<0.28	<0.22	<2.6	<0.51	<0.29	<0.35	<0.4	<0.11	<0.27
MW-67	5.39	1794.15	06/17/04	06/24/04	Unfiltered	<0.7	<0.4	<0.32	<0.55	<0.4	<810	<0.28	<0.22	<2.6	<0.51	<0.29	<0.35	<0.4	<0.11	<0.27
MW-67	5.39	1794.15	06/17/04	06/24/04	Filtered															
MW-67	4.98	1794.56	06/02/05	06/20/05	Unfiltered	<0.54	<0.53	<0.31	<0.21	<0.39	<2.3	<0.35	<0.26	<2.5	<0.81	<0.24	<0.22	<0.28	<0.19	<0.38
MW-67	4.77	1794.77	11/29/05	12/09/05	Unfiltered	<0.54	<0.53	<0.31	<0.21	<0.39	<2.3	<0.35	<0.26	<2.5	<0.81	<0.24	<0.22	<0.28	<0.19	<0.38

Consolidation Data Summary Table - Groundwater
Beaumont Site 1

	Water Level Data					SW8260													
Sample Location	Depth to Water (feet below ground surface)	Groundwater Elevation (feet above mean sea level)	Elevation Date	Sample Date	Filter Status	1,3-Dichloropropane -ug/L	1,4-Dichlorobenzene -ug/L	2,2-Dichloropropane -ug/L	2-Butanone (MEK) -ug/L	2-Chlorotoluene -ug/L	2-Hexanone -ug/L	4-Chlorotoluene -ug/L	4-Isopropyltoluene -ug/L	4-Methyl-2-pentanone -ug/L	Acetone -ug/L	Benzene -ug/L	Bromobenzene -ug/L	Chlorobromomethane -ug/L	Bromodichloromethane -ug/L	Bromoform -ug/L
MW-60B	63.84	2118.93	06/01/06	06/29/06	Unfiltered	<0.30	<0.30	<0.40	<4.2	<0.24	<1.9	<0.30	<0.21	<2.4	<6.1	<0.26	<0.47	<0.68	<0.27	<0.62
MW-60B	63.84	2118.93	06/01/06	06/29/06	Filtered															
MW-61A	69.39	2117.56	06/01/06	07/17/06	Unfiltered	<0.30	<0.30	<0.40	<4.2	<0.24	<1.9	<0.30	<0.21	<2.4	29 Bk	0.29 Jq	<0.47	<0.68	<0.27	<0.62
MW-61B	85.83	2100.94	06/17/04	07/15/04	Filtered															
MW-61B	85.83	2100.94	06/17/04	07/15/04	Unfiltered	<0.35	<0.28	<0.39	<1.7	<0.67	<2.5	<0.16	<0.17	<2.6	<3.6	<0.29	<0.26	<0.37	<0.33	<0.87
MW-61B	61.12	2125.65	06/01/05	07/06/05	Unfiltered	<30	<30	<40	<420	<24	<190	<30	<21	<240	<610	<26	<47	<68	<27	<62
MW-61B	64.51	2122.26	06/01/06	07/13/06	Unfiltered	<7.6	<7.5	<10	<110	<6.1	<47	<7.5	<5.2	<59	<150	<6.4	<12	<17	<6.9	<15
MW-61B	64.51	2122.26	06/01/06	07/13/06	Filtered															
MW-61C	90.88	2095.96	06/17/04	07/15/04	Unfiltered	<0.35	<0.28	<0.39	<1.7	<0.67	<2.5	<0.16	<0.17	<2.6	<3.6	<0.29	<0.26	<0.37	<0.33	<0.87
MW-61C	90.88	2095.96	06/17/04	07/15/04	Filtered															
MW-61C	71.71	2115.13	06/01/06	07/03/06	Unfiltered	<0.30	<0.30	<0.40	<4.2	<0.24	<1.9	<0.30	<0.21	<2.4	<6.1	<0.26	<0.47	<0.68	<0.27	<0.62
MW-62A	28.18	2100.64	05/20/02	05/28/02	Unfiltered															
MW-62A	31.80	2099.52	07/11/03	07/28/03	Unfiltered	<0.35	<0.28	<0.39	<1.7	<0.67	<2.5	<0.16	<0.17	<2.6	<3.6	<0.29	<0.26	<0.37	<0.33	<0.87
MW-62A	34.68	2096.64	06/17/04	07/02/04	Unfiltered	<0.35	<0.28	<0.39	<1.7	<0.67	<2.5	<0.16	<0.17	<2.6	<3.6	<0.29	<0.26	<0.37	<0.33	<0.87
MW-62A	34.68	2096.64	06/17/04	07/02/04	Filtered															
MW-62A	14.92	2116.40	06/01/05	06/27/05	Unfiltered	<0.30	<0.30	<0.40	<4.2	<0.24	<1.9	<0.30	<0.21	<2.4	<6.1	<0.26	<0.47	<0.68	<0.27	<0.62
MW-62A	18.66	2112.66	05/30/06	06/14/06	Unfiltered	<0.30	<0.30	<0.40	<4.2	<0.24	<1.9	<0.30	<0.21	<2.4	<6.1	<0.26	<0.47	<0.68	<0.27	<0.62
MW-63	51.96	2101.79	05/20/02	05/24/02	Unfiltered															
MW-64	26.06	2099.70	05/20/02	05/29/02	Unfiltered															
MW-66	28.77	2099.10	05/20/02	05/29/02	Unfiltered															
MW-66	34.15	2096.28	07/11/03	07/30/03	Unfiltered	<0.35	<0.28	<0.39	<1.7	<0.67	<2.5	<0.16	<0.17	<2.6	<3.6	<0.29	<0.26	<0.37	<0.33	<0.87
MW-66	36.91	2093.52	06/17/04	06/30/04	Unfiltered	<0.35	<0.28	<0.39	<1.7	<0.67	<2.5	<0.16	<0.17	<2.6	<3.6	<0.29	<0.26	<0.37	<0.33	<0.87
MW-66	36.91	2093.52	06/17/04	06/30/04	Filtered															
MW-66	28.39	2102.04	06/01/05	07/05/05	Unfiltered	<0.30	<0.30	<0.40	<4.2	<0.24	<1.9	<0.30	<0.21	<2.4	<6.1	<0.26	<0.47	<0.68	<0.27	<0.62
MW-66	26.78	2103.65	05/30/06	07/10/06	Unfiltered	<0.30	<0.30	<0.40	<4.2	<0.24	<1.9	<0.30	<0.21	<2.4	<6.1	<0.26	<0.47	<0.68	<0.27	<0.62
MW-66	26.78	2103.65	05/30/06	07/10/06	Filtered															
MW-67	5.20	1794.34	07/11/03	07/21/03	Unfiltered	<0.35	<0.28	<0.39	<1.7	<0.67	<2.5	<0.16	<0.17	<2.6	<3.6	<0.29	<0.26	<0.37	<0.33	<0.87
MW-67	5.39	1794.15	06/17/04	06/24/04	Unfiltered	<0.35	<0.28	<0.39	<1.7	<0.67	<2.5	<0.16	<0.17	<2.6	<3.6	<0.29	<0.26	<0.37	<0.33	<0.87
MW-67	5.39	1794.15	06/17/04	06/24/04	Filtered															
MW-67	4.98	1794.56	06/02/05	06/20/05	Unfiltered	<0.30	<0.30	<0.40	<4.2	<0.24	<1.9	<0.30	<0.21	<2.4	<6.1	<0.26	<0.47	<0.68	<0.27	<0.62
MW-67	4.77	1794.77	11/29/05	12/09/05	Unfiltered	<0.30	<0.30	<0.40	<4.2	<0.24	<1.9	<0.30	<0.21	<2.4	<6.1	<0.26	<0.47	<0.68	<0.27	<0.62

Consolidation Data Summary Table - Groundwater
Beaumont Site 1

	Water Level Data					SW8260														
Sample Location	Depth to Water (feet below ground surface)	Groundwater Elevation (feet above mean sea level)	Elevation Date	Sample Date	Filter Status	Bromomethane -ug/L	Carbon disulfide -ug/L	Carbon tetrachloride -ug/L	Chlorobenzene -ug/L	Chlorodibromomethane -ug/L	Chloroethane -ug/L	Chloroform -ug/L	Chloromethane -ug/L	Dibromomethane -ug/L	Dichlorodifluoromethane -ug/L	Dichloromethane -ug/L	Ethylbenzene -ug/L	Hexachlorobutadiene -ug/L	Isopropylbenzene -ug/L	Methyl tert-butyl ether -ug/L
MW-60B	63.84	2118.93	06/01/06	06/29/06	Unfiltered	<2.9	<1.0	<0.42	<0.36	<0.45	<0.52	0.53 BJkq	<1.8	<0.42	<0.27	3.5 BJakq	<0.17		<0.24	<0.29
MW-60B	63.84	2118.93	06/01/06	06/29/06	Filtered															
MW-61A	69.39	2117.56	06/01/06	07/17/06	Unfiltered	<2.9	<1.0	<0.42	<0.36	<0.45	<0.52	3.0	<1.8	<0.42	<0.27	7.1 BJakq	<0.17		<0.24	<0.29
MW-61B	85.83	2100.94	06/17/04	07/15/04	Filtered															
MW-61B	85.83	2100.94	06/17/04	07/15/04	Unfiltered	<0.9	<0.28	4.5	<0.19	<0.29	<0.46	35	<0.43	<0.46	<0.47	<1.7	<0.19		<0.17	<0.28
MW-61B	61.12	2125.65	06/01/05	07/06/05	Unfiltered	<290	<100	<42	<36	<45	<52	<22	<180	<42	<27	<260	<17		<24	<29
MW-61B	64.51	2122.26	06/01/06	07/13/06	Unfiltered	<74	<26	<10	<9.0	<11	<13	20 Jq	<45	<11	<6.7	69 BJaq	<4.4		<6.1	<7.3
MW-61B	64.51	2122.26	06/01/06	07/13/06	Filtered															
MW-61C	90.88	2095.96	06/17/04	07/15/04	Unfiltered	<0.9	<0.28	<0.4	<0.19	<0.29	<0.46	<0.45	<0.43	<0.46	<0.47	<1.7	<0.19		<0.17	<0.28
MW-61C	90.88	2095.96	06/17/04	07/15/04	Filtered															
MW-61C	71.71	2115.13	06/01/06	07/03/06	Unfiltered	<2.9	<1.0	<0.42	<0.36	<0.45	<0.52	0.67 BJkq	<1.8	<0.42	<0.27	<2.6	<0.17		<0.24	<0.29
MW-62A	28.18	2100.64	05/20/02	05/28/02	Unfiltered															
MW-62A	31.80	2099.52	07/11/03	07/28/03	Unfiltered	<0.9	<0.28	<0.4	<0.19	<0.29	<0.46	1.4	<0.43	<0.46	<0.47	<1.7	<0.19		<0.17	<0.28
MW-62A	34.68	2096.64	06/17/04	07/02/04	Unfiltered	<0.9	<0.28	<0.4	<0.19	<0.29	<0.46	<0.45	<0.43	<0.46	<0.47	<1.7	<0.19		<0.17	<0.28
MW-62A	34.68	2096.64	06/17/04	07/02/04	Filtered															
MW-62A	14.92	2116.40	06/01/05	06/27/05	Unfiltered	<2.9	<1.0	<0.42	<0.36	<0.45	<0.52	1.8	<1.8	<0.42	<0.27	<2.6	<0.17		<0.24	<0.29
MW-62A	18.66	2112.66	05/30/06	06/14/06	Unfiltered	<2.9	<1.0	<0.42	<0.36	<0.45	<0.52	1.4	<1.8	<0.42	<0.27	4.3 BJakq	<0.17		<0.24	<0.29
MW-63	51.96	2101.79	05/20/02	05/24/02	Unfiltered															
MW-64	26.06	2099.70	05/20/02	05/29/02	Unfiltered															
MW-66	28.77	2099.10	05/20/02	05/29/02	Unfiltered															
MW-66	34.15	2096.28	07/11/03	07/30/03	Unfiltered	<0.9	<0.28	<0.4	<0.19	<0.29	<0.46	3.6	<0.43	<0.46	<0.47	<1.7	<0.19		<0.17	<0.28
MW-66	36.91	2093.52	06/17/04	06/30/04	Unfiltered	<0.9	<0.28	<0.4	<0.19	<0.29	<0.46	3.0	<0.43	<0.46	<0.47	<1.7	<0.19		<0.17	<0.28
MW-66	36.91	2093.52	06/17/04	06/30/04	Filtered															
MW-66	28.39	2102.04	06/01/05	07/05/05	Unfiltered	<2.9	<1.0	<0.42	<0.36	<0.45	<0.52	3.2	<1.8	<0.42	<0.27	<2.6	<0.17		<0.24	<0.29
MW-66	26.78	2103.65	05/30/06	07/10/06	Unfiltered	<2.9	<1.0	<0.42	<0.36	<0.45	<0.52	3.0	<1.8	<0.42	<0.27	<2.6	<0.17		<0.24	<0.29
MW-66	26.78	2103.65	05/30/06	07/10/06	Filtered															
MW-67	5.20	1794.34	07/11/03	07/21/03	Unfiltered	<0.9	<0.28	<0.4	<0.19	<0.29	<0.46	<0.45	<0.43	<0.46	<0.47	<1.7	<0.19		<0.17	<0.28
MW-67	5.39	1794.15	06/17/04	06/24/04	Unfiltered	<0.9	<0.28	<0.4	<0.19	<0.29	<0.46	<0.45	<0.43	<0.46	<0.47	<1.7	<0.19		<0.17	<0.28
MW-67	5.39	1794.15	06/17/04	06/24/04	Filtered															
MW-67	4.98	1794.56	06/02/05	06/20/05	Unfiltered	<2.9	<1.0	<0.42	<0.36	<0.45	<0.52	<0.22	<1.8	<0.42	<0.27	<2.6	<0.17		<0.24	<0.29
MW-67	4.77	1794.77	11/29/05	12/09/05	Unfiltered	<2.9	<1.0	<0.42	<0.36	<0.45	<0.52	<0.22	<1.8	<0.42	<0.27	<2.6	<0.17		<0.24	<0.29

Consolidation Data Summary Table - Groundwater
Beaumont Site 1

Sample Location	Water Level Data			Sample Date	Filter Status	SW8260													
	Depth to Water (feet below ground surface)	Groundwater Elevation (feet above mean sea level)	Elevation Date			Naphthalene -ug/L	Styrene -ug/L	Tetrachloroethene -ug/L	Toluene -ug/L	Trichloroethene -ug/L	Trichlorofluoromethane -ug/L	Vinyl acetate -ug/L	Vinyl chloride -ug/L	cis-1,2-Dichloroethene -ug/L	cis-1,3-Dichloropropene -ug/L	n-Butylbenzene -ug/L	m,p-Xylenes -ug/L	n-Propylbenzene -ug/L	o-Xylene -ug/L
MW-60B	63.84	2118.93	06/01/06	06/29/06	Unfiltered	<0.95	<0.29	<0.29	<0.35	2.1	<0.36	<3.2	<0.33	<0.35	<0.45	<0.29	<0.38	<0.30	<0.21
MW-60B	63.84	2118.93	06/01/06	06/29/06	Filtered														
MW-61A	69.39	2117.56	06/01/06	07/17/06	Unfiltered	<0.95	<0.29	<0.29	1.6	71	<0.36	<3.2	<0.33	2.4	<0.45	<0.29	<0.38	<0.30	<0.21
MW-61B	85.83	2100.94	06/17/04	07/15/04	Filtered														
MW-61B	85.83	2100.94	06/17/04	07/15/04	Unfiltered	<0.56	<0.14	3.7	<0.35	1300 Bk	<0.27	<3.6	0.57	47	<0.44	1.6	<0.17	<0.24	<0.16
MW-61B	61.12	2125.65	06/01/05	07/06/05	Unfiltered	<95	<29	<29	<35	2400	<36	<320	<33	<35	<45	<29	<38	<30	<21
MW-61B	64.51	2122.26	06/01/06	07/13/06	Unfiltered	<24	<7.1	<7.4	<8.7	540	<9.0	<81	<8.3	18 Jq	<11	<7.3	<9.5	<7.4	<5.2
MW-61B	64.51	2122.26	06/01/06	07/13/06	Filtered														
MW-61C	90.88	2095.96	06/17/04	07/15/04	Unfiltered	<0.56	<0.14	<0.2	<0.35	8.0 Bk	<0.27	<3.6	<0.35	<0.56	<0.44	<0.34	<0.17	<0.24	<0.16
MW-61C	90.88	2095.96	06/17/04	07/15/04	Filtered														
MW-61C	71.71	2115.13	06/01/06	07/03/06	Unfiltered	<0.95	<0.29	<0.29	<0.35	15	<0.36	<3.2	<0.33	<0.35	<0.45	<0.29	<0.38	<0.30	<0.21
MW-62A	28.18	2100.64	05/20/02	05/28/02	Unfiltered														
MW-62A	31.80	2099.52	07/11/03	07/28/03	Unfiltered	<0.56	<0.14	<0.2	<0.35	61	<0.27	<3.6	<0.35	<0.56	<0.44	<0.34	<0.17	<0.24	<0.16
MW-62A	34.68	2096.64	06/17/04	07/02/04	Unfiltered	<0.56	<0.14	<0.2	<0.35	11	<0.27	<3.6	<0.35	<0.56	<0.44	<0.34	<0.17	<0.24	<0.16
MW-62A	34.68	2096.64	06/17/04	07/02/04	Filtered														
MW-62A	14.92	2116.40	06/01/05	06/27/05	Unfiltered	<0.95	<0.29	<0.29	<0.35	86	<0.36	<3.2	<0.33	<0.35	<0.45	<0.29	<0.38	<0.30	<0.21
MW-62A	18.66	2112.66	05/30/06	06/14/06	Unfiltered	<0.95	<0.29	<0.29	<0.35	70	<0.36	<3.2	<0.33	<0.35	<0.45	<0.29	<0.38	<0.30	<0.21
MW-63	51.96	2101.79	05/20/02	05/24/02	Unfiltered														
MW-64	26.06	2099.70	05/20/02	05/29/02	Unfiltered														
MW-66	28.77	2099.10	05/20/02	05/29/02	Unfiltered														
MW-66	34.15	2096.28	07/11/03	07/30/03	Unfiltered	<0.56	<0.14	<0.2	<0.35	160	<0.27	<3.6	<0.35	<0.56	<0.44	<0.34	<0.17	<0.24	<0.16
MW-66	36.91	2093.52	06/17/04	06/30/04	Unfiltered	<0.56	<0.14	<0.2	<0.35	100	<0.27	<3.6	<0.35	<0.56	<0.44	<0.34	<0.17	<0.24	<0.16
MW-66	36.91	2093.52	06/17/04	06/30/04	Filtered														
MW-66	28.39	2102.04	06/01/05	07/05/05	Unfiltered	<0.95	<0.29	<0.29	<0.35	130	<0.36	<3.2	<0.33	<0.35	<0.45	<0.29	<0.38	<0.30	<0.21
MW-66	26.78	2103.65	05/30/06	07/10/06	Unfiltered	<0.95	<0.29	<0.29	<0.35	85	<0.36	<3.2	<0.33	<0.35	<0.45	<0.29	<0.38	<0.30	<0.21
MW-66	26.78	2103.65	05/30/06	07/10/06	Filtered														
MW-67	5.20	1794.34	07/11/03	07/21/03	Unfiltered	<0.56	<0.14	<0.2	<0.35	<0.48	<0.27	<3.6	<0.35	<0.56	<0.44	<0.34	<0.17	<0.24	<0.16
MW-67	5.39	1794.15	06/17/04	06/24/04	Unfiltered	<0.56	<0.14	<0.2	<0.35	<0.48	<0.27	<3.6	<0.35	<0.56	<0.44	<0.34	<0.17	<0.24	<0.16
MW-67	5.39	1794.15	06/17/04	06/24/04	Filtered														
MW-67	4.98	1794.56	06/02/05	06/20/05	Unfiltered	<0.95	<0.29	<0.29	<0.35	<0.30	<0.36	<3.2	<0.33	<0.35	<0.45	<0.29	<0.38	<0.30	<0.21
MW-67	4.77	1794.77	11/29/05	12/09/05	Unfiltered	<0.95	<0.29	<0.29	<0.35	<0.30	<0.36	<3.2	<0.33	<0.35	<0.45	<0.29	<0.38	<0.30	<0.21

Consolidation Data Summary Table - Groundwater
Beaumont Site 1

	Water Level Data					SW8260				SW8270	SW8330						
Sample Location	Depth to Water (feet below ground surface)	Groundwater Elevation (feet above mean sea level)	Elevation Date	Sample Date	Filter Status	sec-Butylbenzene -ug/L	tert-Butylbenzene -ug/L	trans-1,2-Dichloroethene -ug/L	trans-1,3-Dichloropropene -ug/L	1,4-Dioxane -ug/L	1,3,5-Trinitrobenzene (TNB) -ug/L	1,3-Dinitrobenzene -ug/L	2,4,6-Trinitrotoluene (TNT) -ug/L	2,4-Dinitrotoluene -ug/L	2,6-Dinitrotoluene -ug/L	2-Amino-4,6-dinitrotoluene -ug/L	2/4-Nitrotoluene -ug/L
MW-60B	63.84	2118.93	06/01/06	06/29/06	Unfiltered	<0.21	<0.17	<0.29	<0.31								
MW-60B	63.84	2118.93	06/01/06	06/29/06	Filtered												
MW-61A	69.39	2117.56	06/01/06	07/17/06	Unfiltered	<0.21	<0.17	<0.29	<0.31								
MW-61B	85.83	2100.94	06/17/04	07/15/04	Filtered						<0.11	<0.19	<0.14	<0.07	<0.17	<0.09	<0.4
MW-61B	85.83	2100.94	06/17/04	07/15/04	Unfiltered	<0.11	<0.23	3.5	<0.3								
MW-61B	61.12	2125.65	06/01/05	07/06/05	Unfiltered	<21	<17	<29	<31								
MW-61B	64.51	2122.26	06/01/06	07/13/06	Unfiltered	<5.2	<4.3	<7.3	<7.6								
MW-61B	64.51	2122.26	06/01/06	07/13/06	Filtered												
MW-61C	90.88	2095.96	06/17/04	07/15/04	Unfiltered	<0.11	<0.23	<0.6	<0.3								
MW-61C	90.88	2095.96	06/17/04	07/15/04	Filtered						<0.11	<0.19	<0.14	<0.07	<0.17	<0.09	<0.4
MW-61C	71.71	2115.13	06/01/06	07/03/06	Unfiltered	<0.21	<0.17	<0.29	<0.31								
MW-62A	28.18	2100.64	05/20/02	05/28/02	Unfiltered					36 Je							
MW-62A	31.80	2099.52	07/11/03	07/28/03	Unfiltered	<0.11	<0.23	<0.6	<0.3								
MW-62A	34.68	2096.64	06/17/04	07/02/04	Unfiltered	<0.11	<0.23	<0.6	<0.3								
MW-62A	34.68	2096.64	06/17/04	07/02/04	Filtered						<0.11 Rd	<0.19 Rd	<0.14	<0.07	<0.17	<0.09	<0.4
MW-62A	14.92	2116.40	06/01/05	06/27/05	Unfiltered	<0.21	<0.17	<0.29	<0.31								
MW-62A	18.66	2112.66	05/30/06	06/14/06	Unfiltered	<0.21	<0.17	<0.29	<0.31								
MW-63	51.96	2101.79	05/20/02	05/24/02	Unfiltered					25 Je							
MW-64	26.06	2099.70	05/20/02	05/29/02	Unfiltered					46							
MW-66	28.77	2099.10	05/20/02	05/29/02	Unfiltered					23							
MW-66	34.15	2096.28	07/11/03	07/30/03	Unfiltered	<0.11	<0.23	<0.6	<0.3								
MW-66	36.91	2093.52	06/17/04	06/30/04	Unfiltered	<0.11	<0.23	<0.6	<0.3								
MW-66	36.91	2093.52	06/17/04	06/30/04	Filtered						<0.11 Rd	<0.19 Rd	<0.14 Rd	<0.07 Rd	<0.17	<0.09	<0.4
MW-66	28.39	2102.04	06/01/05	07/05/05	Unfiltered	<0.21	<0.17	<0.29	<0.31								
MW-66	26.78	2103.65	05/30/06	07/10/06	Unfiltered	<0.21	<0.17	<0.29	<0.31								
MW-66	26.78	2103.65	05/30/06	07/10/06	Filtered												
MW-67	5.20	1794.34	07/11/03	07/21/03	Unfiltered	<0.11	<0.23	<0.6	<0.3								
MW-67	5.39	1794.15	06/17/04	06/24/04	Unfiltered	<0.11	<0.23	<0.6	<0.3								
MW-67	5.39	1794.15	06/17/04	06/24/04	Filtered						<0.11	<0.19	<0.14	<0.07	<0.17	<0.09	<0.4
MW-67	4.98	1794.56	06/02/05	06/20/05	Unfiltered	<0.21	<0.17	<0.29	<0.31								
MW-67	4.77	1794.77	11/29/05	12/09/05	Unfiltered	<0.21	<0.17	<0.29	<0.31								

Consolidation Data Summary Table - Groundwater
Beaumont Site 1

Sample Location	Water Level Data			Sample Date	Filter Status	SW8330					
	Depth to Water (feet below ground surface)	Groundwater Elevation (feet above mean sea level)	Elevation Date			3-Nitrotoluene -ug/L	4-Amino-2,6-dinitrotoluene -ug/L	HMX -ug/L	Nitrobenzene -ug/L	RDX -ug/L	Tetryl -ug/L
MW-60B	63.84	2118.93	06/01/06	06/29/06	Unfiltered					<1.3	
MW-60B	63.84	2118.93	06/01/06	06/29/06	Filtered						
MW-61A	69.39	2117.56	06/01/06	07/17/06	Unfiltered						
MW-61B	85.83	2100.94	06/17/04	07/15/04	Filtered	<0.18	<0.08	<0.2	<0.22	<0.15	<0.12
MW-61B	85.83	2100.94	06/17/04	07/15/04	Unfiltered						
MW-61B	61.12	2125.65	06/01/05	07/06/05	Unfiltered						
MW-61B	64.51	2122.26	06/01/06	07/13/06	Unfiltered					<1.3	
MW-61B	64.51	2122.26	06/01/06	07/13/06	Filtered						
MW-61C	90.88	2095.96	06/17/04	07/15/04	Unfiltered						
MW-61C	90.88	2095.96	06/17/04	07/15/04	Filtered	<0.18	<0.08	<0.2	<0.22	<0.15	<0.12
MW-61C	71.71	2115.13	06/01/06	07/03/06	Unfiltered						
MW-62A	28.18	2100.64	05/20/02	05/28/02	Unfiltered						
MW-62A	31.80	2099.52	07/11/03	07/28/03	Unfiltered						
MW-62A	34.68	2096.64	06/17/04	07/02/04	Unfiltered						
MW-62A	34.68	2096.64	06/17/04	07/02/04	Filtered	<0.18	<0.08	<0.2	<0.22 Rd	<0.15	<0.12
MW-62A	14.92	2116.40	06/01/05	06/27/05	Unfiltered						
MW-62A	18.66	2112.66	05/30/06	06/14/06	Unfiltered						
MW-63	51.96	2101.79	05/20/02	05/24/02	Unfiltered						
MW-64	26.06	2099.70	05/20/02	05/29/02	Unfiltered						
MW-66	28.77	2099.10	05/20/02	05/29/02	Unfiltered						
MW-66	34.15	2096.28	07/11/03	07/30/03	Unfiltered						
MW-66	36.91	2093.52	06/17/04	06/30/04	Unfiltered						
MW-66	36.91	2093.52	06/17/04	06/30/04	Filtered	<0.18	<0.08 Rd	<0.2 Rd	<0.22 Rd	<0.15	<0.12
MW-66	28.39	2102.04	06/01/05	07/05/05	Unfiltered						
MW-66	26.78	2103.65	05/30/06	07/10/06	Unfiltered					<1.3	
MW-66	26.78	2103.65	05/30/06	07/10/06	Filtered						
MW-67	5.20	1794.34	07/11/03	07/21/03	Unfiltered						
MW-67	5.39	1794.15	06/17/04	06/24/04	Unfiltered						
MW-67	5.39	1794.15	06/17/04	06/24/04	Filtered	<0.18	<0.08	<0.2	<0.22	<0.15	<0.12
MW-67	4.98	1794.56	06/02/05	06/20/05	Unfiltered						
MW-67	4.77	1794.77	11/29/05	12/09/05	Unfiltered						

Consolidation Data Summary Table - Groundwater
Beaumont Site 1

Sample Location	Water Level Data			Sample Date	Filter Status	E160.1	E1624	E1625C	E1625C	E218.6	E300.0				E314.0	E314.1	E524.2	SM2320
	Depth to Water (feet below ground surface)	Groundwater Elevation (feet above mean sea level)	Elevation Date			Total Dissolved Solids -mg/L	1,4-Dioxane -ug/L	1,4-Dioxane -ug/L	N-Nitrosodimethylamine -ng/L	Hexavalent chromium -ug/L	Chloride -mg/L	Nitrate -mg/L	Nitrogen, as Nitrite -mg/L	Sulfate -mg/L	Perchlorate -ug/L	Perchlorate -ug/L	1,2,3-Trichloropropane -ug/L	Alkalinity, Bicarbonate (as CaCO3) -mg/L
MW-67	5.59	1793.95	05/30/06	06/06/06	Filtered													
MW-67	5.59	1793.95	05/30/06	06/06/06	Unfiltered			<0.40	<0.48						<0.43		0.0019 BJaq	
MW-67	5.59	1793.95	05/30/06	06/12/06	Unfiltered					0.010 BJaq								
OW-01	59.78	2144.84	07/10/03	07/24/03	Unfiltered		<1.1									<0.46		
OW-01	38.57	2166.05	06/01/05	06/29/05	Unfiltered			<1.1		<0.0050					<0.59			
OW-01	48.20	2156.42	05/31/06	06/20/06	Unfiltered			<0.40							<0.43			
OW-02	2.95	2073.65	05/20/02	05/23/02	Unfiltered	252					6.3	2.9	<0.036	7.6		452		60.7
OW-02	3.85	2075.12	07/10/03	07/22/03	Unfiltered		19									420		
OW-02	4.87	2074.10	06/18/04	06/25/04	Unfiltered		18 Jb			1.3 Bk						630		
OW-02	4.87	2074.10	06/18/04	06/25/04	Filtered													
OW-02	0.88	2078.09	06/02/05	06/22/05	Unfiltered			19		1.2					630			
OW-02	0.00	2078.97	05/31/06	06/07/06	Unfiltered			18							450			
OW-03	39.81	2101.20	05/20/02	05/24/02	Unfiltered											<1.8		
OW-08	49.62	1986.71	07/10/03	07/23/03	Unfiltered		<1.1									<0.46		
OW-08	51.68	1984.65	06/18/04	06/28/04	Unfiltered		<1.1			0.65 Bk						<0.46		
OW-08	51.68	1984.65	06/18/04	06/28/04	Filtered													
OW-08	42.52	1993.81	06/01/05	06/29/05	Unfiltered			<1.1		0.58					<0.59			
OW-08	45.18	1991.15	05/30/06	06/19/06	Unfiltered			<0.40							<0.43			
P-02	17.06	2064.09	07/10/03	07/23/03	Unfiltered		<1.1									<0.46		
P-02	19.74	2061.41	06/18/04	06/25/04	Unfiltered		<1.1			0.26 Bk						<0.46		
P-02	19.74	2061.41	06/18/04	06/25/04	Filtered													
P-02	13.47	2067.68	06/01/05	06/27/05	Unfiltered			<1.1		0.32					<0.59			
P-02	14.52	2066.63	05/30/06	06/08/06	Unfiltered			<0.40							<0.43			
P-03	48.40	2091.85	06/17/04	06/30/04	Unfiltered		<1.1			0.31 Bk						<0.46		
P-03	48.40	2091.85	06/17/04	06/30/04	Filtered													
P-03	41.93	2098.32	06/01/05	06/29/05	Unfiltered			<1.1		<0.0050					<0.59			
P-03	41.40	2098.85	05/30/06	06/19/06	Unfiltered			2.0							<0.43			
P-04	25.67	2086.96	07/10/03	07/23/03	Unfiltered		<1.1									<0.46		
P-04	26.41	2086.22	06/18/04	06/28/04	Unfiltered		<1.1			<0.005						<0.46		
P-04	26.41	2086.22	06/18/04	06/28/04	Filtered													
P-04	19.47	2093.16	05/30/06	06/08/06	Unfiltered			<0.40							<0.43			

Consolidation Data Summary Table - Groundwater
Beaumont Site 1

	Water Level Data					SW6010							
Sample Location	Depth to Water (feet below ground surface)	Groundwater Elevation (feet above mean sea level)	Elevation Date	Sample Date	Filter Status	Antimony -mg/L	Arsenic -mg/L	Barium -mg/L	Beryllium -mg/L	Cadmium -mg/L	Calcium -mg/L	Chromium -mg/L	Cobalt -mg/L
MW-67	5.59	1793.95	05/30/06	06/06/06	Filtered		0.00324 BJaq		<0.000176	<0.000350			
MW-67	5.59	1793.95	05/30/06	06/06/06	Unfiltered		0.00424 BJaq		<0.000176	<0.000350			
MW-67	5.59	1793.95	05/30/06	06/12/06	Unfiltered								
OW-01	59.78	2144.84	07/10/03	07/24/03	Unfiltered								
OW-01	38.57	2166.05	06/01/05	06/29/05	Unfiltered	<0.00209	<0.00308	0.184	<0.000176	<0.000350		<0.000350	0.0251
OW-01	48.20	2156.42	05/31/06	06/20/06	Unfiltered								
OW-02	2.95	2073.65	05/20/02	05/23/02	Unfiltered	<0.00180	<0.00140	0.0647	<0.0000500	0.000200 BJkq	18.8	0.00400 BJkq	0.000950 BJaq
OW-02	3.85	2075.12	07/10/03	07/22/03	Unfiltered								
OW-02	4.87	2074.10	06/18/04	06/25/04	Unfiltered	<0.00209	<0.00308	0.0651	<0.00017	<0.00035		<0.00035	<0.00069
OW-02	4.87	2074.10	06/18/04	06/25/04	Filtered								
OW-02	0.88	2078.09	06/02/05	06/22/05	Unfiltered	<0.00209	<0.00308	0.0744	<0.000176	<0.000350		<0.000350	<0.000696
OW-02	0.00	2078.97	05/31/06	06/07/06	Unfiltered								
OW-03	39.81	2101.20	05/20/02	05/24/02	Unfiltered								
OW-08	49.62	1986.71	07/10/03	07/23/03	Unfiltered								
OW-08	51.68	1984.65	06/18/04	06/28/04	Unfiltered	<0.00209	<0.00308	0.0263	<0.00017	<0.00035		<0.00035	<0.00069
OW-08	51.68	1984.65	06/18/04	06/28/04	Filtered								
OW-08	42.52	1993.81	06/01/05	06/29/05	Unfiltered	<0.00209	<0.00308	0.0539	<0.000176	<0.000350		<0.000350	<0.000696
OW-08	45.18	1991.15	05/30/06	06/19/06	Unfiltered								
P-02	17.06	2064.09	07/10/03	07/23/03	Unfiltered								
P-02	19.74	2061.41	06/18/04	06/25/04	Unfiltered	<0.00209	0.0564	0.184	<0.00017	<0.00035		<0.00035	<0.00069
P-02	19.74	2061.41	06/18/04	06/25/04	Filtered								
P-02	13.47	2067.68	06/01/05	06/27/05	Unfiltered	<0.00209	0.0674	0.212	<0.000176	<0.000350		<0.000350	<0.000696
P-02	14.52	2066.63	05/30/06	06/08/06	Unfiltered								
P-03	48.40	2091.85	06/17/04	06/30/04	Unfiltered	<0.00209	<0.00308	0.101	<0.00017	<0.00035		<0.00035	<0.00069
P-03	48.40	2091.85	06/17/04	06/30/04	Filtered								
P-03	41.93	2098.32	06/01/05	06/29/05	Unfiltered	<0.00209	<0.00308	0.0859	<0.000176	<0.000350		<0.000350	<0.000696
P-03	41.40	2098.85	05/30/06	06/19/06	Unfiltered								
P-04	25.67	2086.96	07/10/03	07/23/03	Unfiltered								
P-04	26.41	2086.22	06/18/04	06/28/04	Unfiltered	<0.00209	<0.00308	0.0243	<0.00017	<0.00035		<0.00035	<0.00069
P-04	26.41	2086.22	06/18/04	06/28/04	Filtered								
P-04	19.47	2093.16	05/30/06	06/08/06	Unfiltered								

Consolidation Data Summary Table - Groundwater
Beaumont Site 1

Sample Location	Water Level Data			Sample Date	Filter Status	SW6010						
	Depth to Water (feet below ground surface)	Groundwater Elevation (feet above mean sea level)	Elevation Date			Copper -mg/L	Lead -mg/L	Magnesium -mg/L	Molybdenum -mg/L	Nickel -mg/L	Potassium -mg/L	Selenium -mg/L
MW-67	5.59	1793.95	05/30/06	06/06/06	Filtered		<0.00236					
MW-67	5.59	1793.95	05/30/06	06/06/06	Unfiltered		0.00366 Jq					
MW-67	5.59	1793.95	05/30/06	06/12/06	Unfiltered							
OW-01	59.78	2144.84	07/10/03	07/24/03	Unfiltered							
OW-01	38.57	2166.05	06/01/05	06/29/05	Unfiltered	0.00511	<0.00236		<0.000800	0.0122		<0.00295
OW-01	48.20	2156.42	05/31/06	06/20/06	Unfiltered							
OW-02	2.95	2073.65	05/20/02	05/23/02	Unfiltered	0.00230 BJakq	0.00110 Jq	3.35	0.00610 Bk	0.00440 BJkq	1.67	0.00380 Jq
OW-02	3.85	2075.12	07/10/03	07/22/03	Unfiltered							
OW-02	4.87	2074.10	06/18/04	06/25/04	Unfiltered	<0.00134	<0.00236		<0.0008	<0.00137		<0.00295
OW-02	4.87	2074.10	06/18/04	06/25/04	Filtered							
OW-02	0.88	2078.09	06/02/05	06/22/05	Unfiltered	<0.00134	<0.00236		<0.000800	<0.00137		<0.00295
OW-02	0.00	2078.97	05/31/06	06/07/06	Unfiltered							
OW-03	39.81	2101.20	05/20/02	05/24/02	Unfiltered							
OW-08	49.62	1986.71	07/10/03	07/23/03	Unfiltered							
OW-08	51.68	1984.65	06/18/04	06/28/04	Unfiltered	<0.00134	<0.00236		0.0237	<0.00137		<0.00295
OW-08	51.68	1984.65	06/18/04	06/28/04	Filtered							
OW-08	42.52	1993.81	06/01/05	06/29/05	Unfiltered	<0.00134	<0.00236		0.0273	<0.00137		<0.00295
OW-08	45.18	1991.15	05/30/06	06/19/06	Unfiltered							
P-02	17.06	2064.09	07/10/03	07/23/03	Unfiltered							
P-02	19.74	2061.41	06/18/04	06/25/04	Unfiltered	<0.00134	<0.00236		0.0187	<0.00137		<0.00295
P-02	19.74	2061.41	06/18/04	06/25/04	Filtered							
P-02	13.47	2067.68	06/01/05	06/27/05	Unfiltered	<0.00134	<0.00236		0.0199	<0.00137		<0.00295
P-02	14.52	2066.63	05/30/06	06/08/06	Unfiltered							
P-03	48.40	2091.85	06/17/04	06/30/04	Unfiltered	<0.00134	<0.00236		0.0156	<0.00137		<0.00295
P-03	48.40	2091.85	06/17/04	06/30/04	Filtered							
P-03	41.93	2098.32	06/01/05	06/29/05	Unfiltered	<0.00134	<0.00236		<0.000800	<0.00137		<0.00295
P-03	41.40	2098.85	05/30/06	06/19/06	Unfiltered							
P-04	25.67	2086.96	07/10/03	07/23/03	Unfiltered							
P-04	26.41	2086.22	06/18/04	06/28/04	Unfiltered	0.0142	<0.00236		<0.0008	0.0117		<0.00295
P-04	26.41	2086.22	06/18/04	06/28/04	Filtered							
P-04	19.47	2093.16	05/30/06	06/08/06	Unfiltered							

Consolidation Data Summary Table - Groundwater
Beaumont Site 1

	Water Level Data					SW6010					SW7470	SW8260			
Sample Location	Depth to Water (feet below ground surface)	Groundwater Elevation (feet above mean sea level)	Elevation Date	Sample Date	Filter Status	Silver -mg/L	Sodium -mg/L	Thallium -mg/L	Vanadium -mg/L	Zinc -mg/L	Mercury -mg/L	1,1,1,2-Tetrachloroethane -ug/L	1,1,1-Trichloroethane -ug/L	1,1,2,2-Tetrachloroethane -ug/L	1,1,2-Trichloroethane -ug/L
MW-67	5.59	1793.95	05/30/06	06/06/06	Filtered										
MW-67	5.59	1793.95	05/30/06	06/06/06	Unfiltered							<0.37	<0.32	<0.37	<0.54
MW-67	5.59	1793.95	05/30/06	06/12/06	Unfiltered										
OW-01	59.78	2144.84	07/10/03	07/24/03	Unfiltered							<0.45	<0.46	<0.19	<0.42
OW-01	38.57	2166.05	06/01/05	06/29/05	Unfiltered	<0.000400		<0.00233	<0.000314	0.0913	<0.0000672	<0.37	<0.32	<0.37	<0.54
OW-01	48.20	2156.42	05/31/06	06/20/06	Unfiltered							<0.37	<0.32	<0.37	<0.54
OW-02	2.95	2073.65	05/20/02	05/23/02	Unfiltered	<0.000250	12.6	0.00100 BJakq	0.00530 Jq	0.0212 Bk	0.000150 BJkq	<0.27	<0.33	<0.22	<0.34
OW-02	3.85	2075.12	07/10/03	07/22/03	Unfiltered							<0.45	<0.46	<0.19	<0.42
OW-02	4.87	2074.10	06/18/04	06/25/04	Unfiltered	<0.0004		<0.00233	<0.00031	<0.00084	<0.00006	<0.45	1.1	<0.19	<0.42
OW-02	4.87	2074.10	06/18/04	06/25/04	Filtered										
OW-02	0.88	2078.09	06/02/05	06/22/05	Unfiltered	<0.000400		<0.00233	<0.000314	<0.000848	<0.0000672	<0.37	1.0	<0.37	<0.54
OW-02	0.00	2078.97	05/31/06	06/07/06	Unfiltered							<0.37	0.96 Jq	<0.37	<0.54
OW-03	39.81	2101.20	05/20/02	05/24/02	Unfiltered										
OW-08	49.62	1986.71	07/10/03	07/23/03	Unfiltered							<0.45	<0.46	<0.19	<0.42
OW-08	51.68	1984.65	06/18/04	06/28/04	Unfiltered	<0.0004		<0.00233	0.0131	0.0274 Bk	<0.00006	<0.45	<0.46	<0.19	<0.42
OW-08	51.68	1984.65	06/18/04	06/28/04	Filtered										
OW-08	42.52	1993.81	06/01/05	06/29/05	Unfiltered	<0.000400		<0.00233	0.00995	<0.000848	<0.0000672	<0.37	<0.32	<0.37	<0.54
OW-08	45.18	1991.15	05/30/06	06/19/06	Unfiltered							<0.37	<0.32	<0.37	<0.54
P-02	17.06	2064.09	07/10/03	07/23/03	Unfiltered							<0.45	<0.46	<0.19	<0.42
P-02	19.74	2061.41	06/18/04	06/25/04	Unfiltered	<0.0004		<0.00233	<0.00031	<0.00084	<0.00006	<0.45	<0.46	<0.19	<0.42
P-02	19.74	2061.41	06/18/04	06/25/04	Filtered										
P-02	13.47	2067.68	06/01/05	06/27/05	Unfiltered	<0.000400		<0.00233	<0.000314	<0.000848	<0.0000672	<0.37	<0.32	<0.37	<0.54
P-02	14.52	2066.63	05/30/06	06/08/06	Unfiltered							<0.37	<0.32	<0.37	<0.54
P-03	48.40	2091.85	06/17/04	06/30/04	Unfiltered	<0.0004		<0.00233	<0.00031	0.0316 Bk	<0.00006	<0.45	<0.46	<0.19	<0.42
P-03	48.40	2091.85	06/17/04	06/30/04	Filtered										
P-03	41.93	2098.32	06/01/05	06/29/05	Unfiltered	<0.000400		<0.00233	<0.000314	<0.000848	<0.0000672	<0.37	<0.32	<0.37	<0.54
P-03	41.40	2098.85	05/30/06	06/19/06	Unfiltered							<0.37	<0.32	<0.37	<0.54
P-04	25.67	2086.96	07/10/03	07/23/03	Unfiltered							<0.45	<0.46	<0.19	<0.42
P-04	26.41	2086.22	06/18/04	06/28/04	Unfiltered	<0.0004		<0.00233	<0.00031	0.130	<0.00006	<0.45	<0.46	<0.19	<0.42
P-04	26.41	2086.22	06/18/04	06/28/04	Filtered										
P-04	19.47	2093.16	05/30/06	06/08/06	Unfiltered							<0.37	<0.32	<0.37	<0.54

Consolidation Data Summary Table - Groundwater
Beaumont Site 1

	Water Level Data					SW8260														
Sample Location	Depth to Water (feet below ground surface)	Groundwater Elevation (feet above mean sea level)	Elevation Date	Sample Date	Filter Status	1,1,2-Trichlorotrifluoroethane -ug/L	1,1-Dichloroethane -ug/L	1,1-Dichloroethene -ug/L	1,1-Dichloropropene -ug/L	1,2,3-Trichlorobenzene -ug/L	1,2,3-Trichloropropane -ng/L	1,2,4-Trichlorobenzene -ug/L	1,2,4-Trimethylbenzene -ug/L	1,2-Dibromo-3-chloropropane -ug/L	1,2-Dibromoethane -ug/L	1,2-Dichlorobenzene -ug/L	1,2-Dichloroethane -ug/L	1,2-Dichloropropane -ug/L	1,3,5-Trimethylbenzene -ug/L	1,3-Dichlorobenzene -ug/L
MW-67	5.59	1793.95	05/30/06	06/06/06	Filtered															
MW-67	5.59	1793.95	05/30/06	06/06/06	Unfiltered	<0.54	<0.53	<0.31	<0.21	<0.39	<2.3	<0.35	<0.26	<2.5	<0.81	<0.24	<0.22	<0.28	<0.19	<0.38
MW-67	5.59	1793.95	05/30/06	06/12/06	Unfiltered															
OW-01	59.78	2144.84	07/10/03	07/24/03	Unfiltered		<0.4	<0.32	<0.55	<0.4	<2	<0.28	<0.22	<2.6	<0.51	<0.29	<0.35	<0.4	<0.11	<0.27
OW-01	38.57	2166.05	06/01/05	06/29/05	Unfiltered	<0.54	<0.53	<0.31	<0.21	<0.39	<2.3	<0.35	<0.26	<2.5	<0.81	<0.24	<0.22	<0.28	<0.19	<0.38
OW-01	48.20	2156.42	05/31/06	06/20/06	Unfiltered	<0.54	<0.53	<0.31	<0.21	<0.39	<2.3	<0.35	<0.26	<2.5	<0.81	<0.24	<0.22	<0.28	<0.19	<0.38
OW-02	2.95	2073.65	05/20/02	05/23/02	Unfiltered		<0.28	8	<0.16	<0.3	<0.46	<0.37	<0.2	<0.59	<0.18	<0.099	<0.38	<0.16	<0.15	<0.3
OW-02	3.85	2075.12	07/10/03	07/22/03	Unfiltered		<0.4	18	<0.55	<0.4	<2	<0.28	<0.22	<2.6	<0.51	<0.29	<0.35	<0.4	<0.11	<0.27
OW-02	4.87	2074.10	06/18/04	06/25/04	Unfiltered	<0.7	<0.4	20	<0.55	<0.4	<2	<0.28	<0.22	<2.6	<0.51	<0.29	<0.35	<0.4	<0.11	<0.27
OW-02	4.87	2074.10	06/18/04	06/25/04	Filtered															
OW-02	0.88	2078.09	06/02/05	06/22/05	Unfiltered	<0.54	<0.53	26	<0.21	<0.39	<2.3	<0.35	<0.26	<2.5	<0.81	<0.24	<0.22	<0.28	<0.19	<0.38
OW-02	0.00	2078.97	05/31/06	06/07/06	Unfiltered	<0.54	0.95 Jq	27	<0.21	<0.39	<2.3	<0.35	<0.26	<2.5	<0.81	<0.24	0.40 Jq	<0.28	<0.19	<0.38
OW-03	39.81	2101.20	05/20/02	05/24/02	Unfiltered															
OW-08	49.62	1986.71	07/10/03	07/23/03	Unfiltered		<0.4	<0.32	<0.55	<0.4	<2	<0.28	<0.22	<2.6	<0.51	<0.29	<0.35	<0.4	<0.11	<0.27
OW-08	51.68	1984.65	06/18/04	06/28/04	Unfiltered	<0.7	<0.4	<0.32	<0.55	<0.4	<810	<0.28	<0.22	<2.6	<0.51	<0.29	<0.35	<0.4	<0.11	<0.27
OW-08	51.68	1984.65	06/18/04	06/28/04	Filtered															
OW-08	42.52	1993.81	06/01/05	06/29/05	Unfiltered	<0.54	<0.53	<0.31	<0.21	<0.39	<2.3	<0.35	<0.26	<2.5	<0.81	<0.24	<0.22	<0.28	<0.19	<0.38
OW-08	45.18	1991.15	05/30/06	06/19/06	Unfiltered	<0.54	<0.53	<0.31	<0.21	<0.39	<2.3	<0.35	<0.26	<2.5	<0.81	<0.24	<0.22	<0.28	<0.19	<0.38
P-02	17.06	2064.09	07/10/03	07/23/03	Unfiltered		<0.4	<0.32	<0.55	<0.4	<2	<0.28	<0.22	<2.6	<0.51	<0.29	<0.35	<0.4	<0.11	<0.27
P-02	19.74	2061.41	06/18/04	06/25/04	Unfiltered	<0.7	<0.4	<0.32	<0.55	<0.4	<810	<0.28	<0.22	<2.6	<0.51	<0.29	<0.35	<0.4	<0.11	<0.27
P-02	19.74	2061.41	06/18/04	06/25/04	Filtered															
P-02	13.47	2067.68	06/01/05	06/27/05	Unfiltered	<0.54	<0.53	<0.31	<0.21	<0.39	<2.3	<0.35	<0.26	<2.5	<0.81	<0.24	<0.22	<0.28	<0.19	<0.38
P-02	14.52	2066.63	05/30/06	06/08/06	Unfiltered	<0.54	<0.53	<0.31	<0.21	<0.39	<2.3	<0.35	<0.26	<2.5	<0.81	<0.24	<0.22	<0.28	<0.19	<0.38
P-03	48.40	2091.85	06/17/04	06/30/04	Unfiltered	<0.7	<0.4	1.1	<0.55	<0.4	<810	<0.28	<0.22	<2.6	<0.51	<0.29	<0.35	<0.4	<0.11	<0.27
P-03	48.40	2091.85	06/17/04	06/30/04	Filtered															
P-03	41.93	2098.32	06/01/05	06/29/05	Unfiltered	<0.54	<0.53	<0.31	<0.21	<0.39	<2.3	<0.35	<0.26	<2.5	<0.81	<0.24	<0.22	<0.28	<0.19	<0.38
P-03	41.40	2098.85	05/30/06	06/19/06	Unfiltered	<0.54	<0.53	<0.31	<0.21	<0.39	<2.3	<0.35	<0.26	<2.5	<0.81	<0.24	<0.22	<0.28	<0.19	<0.38
P-04	25.67	2086.96	07/10/03	07/23/03	Unfiltered		<0.4	<0.32	<0.55	<0.4	<2	<0.28	<0.22	<2.6	<0.51	<0.29	<0.35	<0.4	<0.11	<0.27
P-04	26.41	2086.22	06/18/04	06/28/04	Unfiltered	<0.7	<0.4	<0.32	<0.55	<0.4	<810	<0.28	<0.22	<2.6	<0.51	<0.29	<0.35	<0.4	<0.11	<0.27
P-04	26.41	2086.22	06/18/04	06/28/04	Filtered															
P-04	19.47	2093.16	05/30/06	06/08/06	Unfiltered	<0.54	<0.53	<0.31	<0.21	<0.39	<2.3	<0.35	<0.26	<2.5	<0.81	<0.24	<0.22	<0.28	<0.19	<0.38

Consolidation Data Summary Table - Groundwater
Beaumont Site 1

Sample Location	Water Level Data			Sample Date	Filter Status	SW8260														
	Depth to Water (feet below ground surface)	Groundwater Elevation (feet above mean sea level)	Elevation Date			1,3-Dichloropropane -ug/L	1,4-Dichlorobenzene -ug/L	2,2-Dichloropropane -ug/L	2-Butanone (MEK) -ug/L	2-Chlorotoluene -ug/L	2-Hexanone -ug/L	4-Chlorotoluene -ug/L	4-Isopropyltoluene -ug/L	4-Methyl-2-pentanone -ug/L	Acetone -ug/L	Benzene -ug/L	Bromobenzene -ug/L	Chlorobromomethane -ug/L	Bromodichloromethane -ug/L	Bromoform -ug/L
MW-67	5.59	1793.95	05/30/06	06/06/06	Filtered															
MW-67	5.59	1793.95	05/30/06	06/06/06	Unfiltered	<0.30	<0.30	<0.40	<4.2	<0.24	<1.9	<0.30	<0.21	<2.4	<6.1	<0.26	<0.47	<0.68	<0.27	<0.62
MW-67	5.59	1793.95	05/30/06	06/12/06	Unfiltered															
OW-01	59.78	2144.84	07/10/03	07/24/03	Unfiltered	<0.35	<0.28	<0.39	<1.7	<0.67	<2.5	<0.16	<0.17	<2.6	<3.6	<0.29	<0.26	<0.37	<0.33	<0.87
OW-01	38.57	2166.05	06/01/05	06/29/05	Unfiltered	<0.30	<0.30	<0.40	<4.2	<0.24	<1.9	<0.30	<0.21	<2.4	<6.1	<0.26	<0.47	<0.68	<0.27	<0.62
OW-01	48.20	2156.42	05/31/06	06/20/06	Unfiltered	<0.30	<0.30	<0.40	<4.2	<0.24	<1.9	<0.30	<0.21	<2.4	<6.1	<0.26	<0.47	<0.68	<0.27	<0.62
OW-02	2.95	2073.65	05/20/02	05/23/02	Unfiltered	<0.3	<0.12	<0.28	<2.8	<0.14	<0.15	<0.22	<0.23		<9.5	<0.18	<0.15	<0.49	<0.26	<0.23
OW-02	3.85	2075.12	07/10/03	07/22/03	Unfiltered	<0.35	<0.28	<0.39	<1.7	<0.67	<2.5	<0.16	<0.17	<2.6	<3.6	<0.29	<0.26	<0.37	<0.33	<0.87
OW-02	4.87	2074.10	06/18/04	06/25/04	Unfiltered	<0.35	<0.28	<0.39	<1.7	<0.67	<2.5	<0.16	<0.17	<2.6	<3.6	<0.29	<0.26	<0.37	<0.33	<0.87
OW-02	4.87	2074.10	06/18/04	06/25/04	Filtered															
OW-02	0.88	2078.09	06/02/05	06/22/05	Unfiltered	<0.30	<0.30	<0.40	<4.2	<0.24	<1.9	<0.30	<0.21	<2.4	<6.1	<0.26	<0.47	<0.68	<0.27	<0.62
OW-02	0.00	2078.97	05/31/06	06/07/06	Unfiltered	<0.30	<0.30	<0.40	<4.2	<0.24	<1.9	<0.30	<0.21	<2.4	<6.1	<0.26	<0.47	<0.68	<0.27	<0.62
OW-03	39.81	2101.20	05/20/02	05/24/02	Unfiltered															
OW-08	49.62	1986.71	07/10/03	07/23/03	Unfiltered	<0.35	<0.28	<0.39	<1.7	<0.67	<2.5	<0.16	<0.17	<2.6	<3.6	<0.29	<0.26	<0.37	<0.33	<0.87
OW-08	51.68	1984.65	06/18/04	06/28/04	Unfiltered	<0.35	<0.28	<0.39	<1.7	<0.67	<2.5	<0.16	<0.17	<2.6	<3.6	<0.29	<0.26	<0.37	<0.33	<0.87
OW-08	51.68	1984.65	06/18/04	06/28/04	Filtered															
OW-08	42.52	1993.81	06/01/05	06/29/05	Unfiltered	<0.30	<0.30	<0.40	<4.2	<0.24	<1.9	<0.30	<0.21	<2.4	<6.1	<0.26	<0.47	<0.68	<0.27	<0.62
OW-08	45.18	1991.15	05/30/06	06/19/06	Unfiltered	<0.30	<0.30	<0.40	<4.2	<0.24	<1.9	<0.30	<0.21	<2.4	10 Bk	<0.26	<0.47	<0.68	<0.27	<0.62
P-02	17.06	2064.09	07/10/03	07/23/03	Unfiltered	<0.35	<0.28	<0.39	<1.7	<0.67	<2.5	<0.16	<0.17	<2.6	<3.6	<0.29	<0.26	<0.37	<0.33	<0.87
P-02	19.74	2061.41	06/18/04	06/25/04	Unfiltered	<0.35	<0.28	<0.39	<1.7	<0.67	<2.5	<0.16	<0.17	<2.6	<3.6	<0.29	<0.26	<0.37	<0.33	<0.87
P-02	19.74	2061.41	06/18/04	06/25/04	Filtered															
P-02	13.47	2067.68	06/01/05	06/27/05	Unfiltered	<0.30	<0.30	<0.40	<4.2	<0.24	<1.9	<0.30	<0.21	<2.4	<6.1	<0.26	<0.47	<0.68	<0.27	<0.62
P-02	14.52	2066.63	05/30/06	06/08/06	Unfiltered	<0.30	<0.30	<0.40	<4.2	<0.24	<1.9	<0.30	<0.21	<2.4	9.2 Jq	<0.26	<0.47	<0.68	<0.27	<0.62
P-03	48.40	2091.85	06/17/04	06/30/04	Unfiltered	<0.35	<0.28	<0.39	<1.7	<0.67	<2.5	<0.16	<0.17	<2.6	<3.6	<0.29	<0.26	<0.37	<0.33	<0.87
P-03	48.40	2091.85	06/17/04	06/30/04	Filtered															
P-03	41.93	2098.32	06/01/05	06/29/05	Unfiltered	<0.30	<0.30	<0.40	<4.2	<0.24	<1.9	<0.30	<0.21	<2.4	<6.1	<0.26	<0.47	<0.68	<0.27	<0.62
P-03	41.40	2098.85	05/30/06	06/19/06	Unfiltered	<0.30	<0.30	<0.40	<4.2	<0.24	<1.9	<0.30	<0.21	<2.4	7.5 BJkq	<0.26	<0.47	<0.68	<0.27	<0.62
P-04	25.67	2086.96	07/10/03	07/23/03	Unfiltered	<0.35	<0.28	<0.39	<1.7	<0.67	<2.5	<0.16	<0.17	<2.6	<3.6	<0.29	<0.26	<0.37	<0.33	<0.87
P-04	26.41	2086.22	06/18/04	06/28/04	Unfiltered	<0.35	<0.28	<0.39	<1.7	<0.67	<2.5	<0.16	<0.17	<2.6	<3.6	<0.29	<0.26	<0.37	<0.33	<0.87
P-04	26.41	2086.22	06/18/04	06/28/04	Filtered															
P-04	19.47	2093.16	05/30/06	06/08/06	Unfiltered	<0.30	<0.30	<0.40	<4.2	<0.24	<1.9	<0.30	<0.21	<2.4	<6.1	<0.26	<0.47	<0.68	<0.27	<0.62

Consolidation Data Summary Table - Groundwater
Beaumont Site 1

	Water Level Data					SW8260														
Sample Location	Depth to Water (feet below ground surface)	Groundwater Elevation (feet above mean sea level)	Elevation Date	Sample Date	Filter Status	Bromomethane -ug/L	Carbon disulfide -ug/L	Carbon tetrachloride -ug/L	Chlorobenzene -ug/L	Chlorodibromomethane -ug/L	Chloroethane -ug/L	Chloroform -ug/L	Chloromethane -ug/L	Dibromomethane -ug/L	Dichlorodifluoromethane -ug/L	Dichloromethane -ug/L	Ethylbenzene -ug/L	Hexachlorobutadiene -ug/L	Isopropylbenzene -ug/L	Methyl tert-butyl ether -ug/L
MW-67	5.59	1793.95	05/30/06	06/06/06	Filtered															
MW-67	5.59	1793.95	05/30/06	06/06/06	Unfiltered	<2.9	<1.0	<0.42	<0.36	<0.45	<0.52	<0.22	<1.8	<0.42	<0.27	25 Bak	<0.17		<0.24	<0.29
MW-67	5.59	1793.95	05/30/06	06/12/06	Unfiltered															
OW-01	59.78	2144.84	07/10/03	07/24/03	Unfiltered	<0.9	<0.28	<0.4	<0.19	<0.29	<0.46	<0.45	<0.43	<0.46	<0.47	<1.7	<0.19		<0.17	<0.28
OW-01	38.57	2166.05	06/01/05	06/29/05	Unfiltered	<2.9	<1.0	<0.42	<0.36	<0.45	<0.52	<0.22	<1.8	<0.42	<0.27	<2.6	<0.17		<0.24	<0.29
OW-01	48.20	2156.42	05/31/06	06/20/06	Unfiltered	<2.9	<1.0	<0.42	<0.36	<0.45	<0.52	<0.22	<1.8	<0.42	<0.27	4.6 BJakq	<0.17		<0.24	<0.29
OW-02	2.95	2073.65	05/20/02	05/23/02	Unfiltered	<0.46	<0.48	<0.25	<0.16	<0.21	<0.36	<0.3	<0.19	<0.2	<0.28	1 BJkq	<0.12	<0.26	<0.19	<0.3
OW-02	3.85	2075.12	07/10/03	07/22/03	Unfiltered	<0.9	<0.28	<0.4	<0.19	<0.29	<0.46	<0.45	<0.43	<0.46	<0.47	<1.7	<0.19		<0.17	<0.28
OW-02	4.87	2074.10	06/18/04	06/25/04	Unfiltered	<0.9	<0.28	<0.4	<0.19	<0.29	<0.46	<0.45	<0.43	<0.46	<0.47	<1.7	<0.19		<0.17	<0.28
OW-02	4.87	2074.10	06/18/04	06/25/04	Filtered															
OW-02	0.88	2078.09	06/02/05	06/22/05	Unfiltered	<2.9	<1.0	<0.42	<0.36	<0.45	<0.52	<0.22	<1.8	<0.42	<0.27	<2.6	<0.17		<0.24	<0.29
OW-02	0.00	2078.97	05/31/06	06/07/06	Unfiltered	<2.9	<1.0	<0.42	<0.36	<0.45	<0.52	0.47 Jq	<1.8	<0.42	<0.27	67 Bak	<0.17		<0.24	<0.29
OW-03	39.81	2101.20	05/20/02	05/24/02	Unfiltered															
OW-08	49.62	1986.71	07/10/03	07/23/03	Unfiltered	<0.9	<0.28	<0.4	<0.19	<0.29	<0.46	<0.45	<0.43	<0.46	<0.47	<1.7	<0.19		<0.17	<0.28
OW-08	51.68	1984.65	06/18/04	06/28/04	Unfiltered	<0.9	<0.28	<0.4	<0.19	<0.29	<0.46	<0.45	<0.43	<0.46	<0.47	<1.7	<0.19		<0.17	<0.28
OW-08	51.68	1984.65	06/18/04	06/28/04	Filtered															
OW-08	42.52	1993.81	06/01/05	06/29/05	Unfiltered	<2.9	<1.0	<0.42	<0.36	<0.45	<0.52	<0.22	<1.8	<0.42	<0.27	<2.6	<0.17		<0.24	<0.29
OW-08	45.18	1991.15	05/30/06	06/19/06	Unfiltered	<2.9	<1.0	<0.42	<0.36	<0.45	<0.52	<0.22	<1.8	<0.42	<0.27	3.4 BJakq	<0.17		<0.24	<0.29
P-02	17.06	2064.09	07/10/03	07/23/03	Unfiltered	<0.9	<0.28	<0.4	<0.19	<0.29	<0.46	<0.45	<0.43	<0.46	<0.47	<1.7	<0.19		<0.17	<0.28
P-02	19.74	2061.41	06/18/04	06/25/04	Unfiltered	<0.9	<0.28	<0.4	<0.19	<0.29	<0.46	<0.45	<0.43	<0.46	<0.47	<1.7	<0.19		<0.17	<0.28
P-02	19.74	2061.41	06/18/04	06/25/04	Filtered															
P-02	13.47	2067.68	06/01/05	06/27/05	Unfiltered	<2.9	<1.0	<0.42	<0.36	<0.45	<0.52	<0.22	<1.8	<0.42	<0.27	<2.6	<0.17		<0.24	<0.29
P-02	14.52	2066.63	05/30/06	06/08/06	Unfiltered	<2.9	<1.0	<0.42	<0.36	<0.45	<0.52	<0.22	<1.8	<0.42	<0.27	<2.6	<0.17		<0.24	<0.29
P-03	48.40	2091.85	06/17/04	06/30/04	Unfiltered	<0.9	<0.28	<0.4	<0.19	<0.29	<0.46	<0.45	<0.43	<0.46	<0.47	<1.7	<0.19		<0.17	<0.28
P-03	48.40	2091.85	06/17/04	06/30/04	Filtered															
P-03	41.93	2098.32	06/01/05	06/29/05	Unfiltered	<2.9	<1.0	<0.42	<0.36	<0.45	<0.52	<0.22	<1.8	<0.42	<0.27	<2.6	<0.17		<0.24	<0.29
P-03	41.40	2098.85	05/30/06	06/19/06	Unfiltered	<2.9	<1.0	<0.42	<0.36	<0.45	<0.52	<0.22	<1.8	<0.42	<0.27	3.2 BJakq	<0.17		<0.24	<0.29
P-04	25.67	2086.96	07/10/03	07/23/03	Unfiltered	<0.9	<0.28	<0.4	<0.19	<0.29	<0.46	<0.45	<0.43	<0.46	<0.47	<1.7	<0.19		<0.17	<0.28
P-04	26.41	2086.22	06/18/04	06/28/04	Unfiltered	<0.9	<0.28	<0.4	<0.19	<0.29	<0.46	<0.45	<0.43	<0.46	<0.47	<1.7	<0.19		<0.17	<0.28
P-04	26.41	2086.22	06/18/04	06/28/04	Filtered															
P-04	19.47	2093.16	05/30/06	06/08/06	Unfiltered	<2.9	<1.0	<0.42	<0.36	<0.45	<0.52	<0.22	<1.8	<0.42	<0.27	<2.6	<0.17		<0.24	<0.29

Consolidation Data Summary Table - Groundwater
Beaumont Site 1

	Water Level Data					SW8260													
Sample Location	Depth to Water (feet below ground surface)	Groundwater Elevation (feet above mean sea level)	Elevation Date	Sample Date	Filter Status	Naphthalene -ug/L	Styrene -ug/L	Tetrachloroethene -ug/L	Toluene -ug/L	Trichloroethene -ug/L	Trichlorofluoromethane -ug/L	Vinyl acetate -ug/L	Vinyl chloride -ug/L	cis-1,2-Dichloroethene -ug/L	cis-1,3-Dichloropropene -ug/L	n-Butylbenzene -ug/L	m,p-Xylenes -ug/L	n-Propylbenzene -ug/L	o-Xylene -ug/L
MW-67	5.59	1793.95	05/30/06	06/06/06	Filtered														
MW-67	5.59	1793.95	05/30/06	06/06/06	Unfiltered	<0.95	<0.29	<0.29	<0.35	<0.30	<0.36	<3.2	<0.33	<0.35	<0.45	<0.29	<0.38	<0.30	<0.21
MW-67	5.59	1793.95	05/30/06	06/12/06	Unfiltered														
OW-01	59.78	2144.84	07/10/03	07/24/03	Unfiltered	<0.56	<0.14	<0.2	<0.35	<0.48	<0.27	<3.6	<0.35	<0.56	<0.44	<0.34	<0.17	<0.24	<0.16
OW-01	38.57	2166.05	06/01/05	06/29/05	Unfiltered	<0.95	<0.29	<0.29	<0.35	<0.30	<0.36	<3.2	<0.33	<0.35	<0.45	<0.29	<0.38	<0.30	<0.21
OW-01	48.20	2156.42	05/31/06	06/20/06	Unfiltered	<0.95	<0.29	<0.29	<0.35	<0.30	<0.36	<3.2	<0.33	<0.35	<0.45	<0.29	<0.38	<0.30	<0.21
OW-02	2.95	2073.65	05/20/02	05/23/02	Unfiltered	<0.09	<0.12	<0.21	<0.16	9	<0.22		<0.44	<0.3	<0.19	<0.29	<0.31	<0.28	<0.088
OW-02	3.85	2075.12	07/10/03	07/22/03	Unfiltered	<0.56	<0.14	<0.2	<0.35	23	<0.27	<3.6	<0.35	<0.56	<0.44	<0.34	<0.17	<0.24	<0.16
OW-02	4.87	2074.10	06/18/04	06/25/04	Unfiltered	<0.56	<0.14	<0.2	<0.35	25	<0.27	<3.6	<0.35	<0.56	<0.44	<0.34	<0.17	<0.24	<0.16
OW-02	4.87	2074.10	06/18/04	06/25/04	Filtered														
OW-02	0.88	2078.09	06/02/05	06/22/05	Unfiltered	<0.95	<0.29	<0.29	<0.35	35	<0.36	<3.2	<0.33	<0.35	<0.45	<0.29	<0.38	<0.30	<0.21
OW-02	0.00	2078.97	05/31/06	06/07/06	Unfiltered	<0.95	<0.29	<0.29	<0.35	26	<0.36	<3.2	<0.33	<0.35	<0.45	<0.29	<0.38	<0.30	<0.21
OW-03	39.81	2101.20	05/20/02	05/24/02	Unfiltered														
OW-08	49.62	1986.71	07/10/03	07/23/03	Unfiltered	<0.56	<0.14	<0.2	<0.35	<0.48	<0.27	<3.6	<0.35	<0.56	<0.44	<0.34	<0.17	<0.24	<0.16
OW-08	51.68	1984.65	06/18/04	06/28/04	Unfiltered	<0.56	<0.14	<0.2	<0.35	<0.48	<0.27	<3.6	<0.35	<0.56	<0.44	<0.34	<0.17	<0.24	<0.16
OW-08	51.68	1984.65	06/18/04	06/28/04	Filtered														
OW-08	42.52	1993.81	06/01/05	06/29/05	Unfiltered	<0.95	<0.29	<0.29	<0.35	<0.30	<0.36	<3.2	<0.33	<0.35	<0.45	<0.29	<0.38	<0.30	<0.21
OW-08	45.18	1991.15	05/30/06	06/19/06	Unfiltered	<0.95	<0.29	<0.29	<0.35	<0.30	<0.36	<3.2	<0.33	<0.35	<0.45	<0.29	<0.38	<0.30	<0.21
P-02	17.06	2064.09	07/10/03	07/23/03	Unfiltered	<0.56	<0.14	<0.2	<0.35	<0.48	<0.27	<3.6	<0.35	<0.56	<0.44	<0.34	<0.17	<0.24	<0.16
P-02	19.74	2061.41	06/18/04	06/25/04	Unfiltered	<0.56	<0.14	<0.2	<0.35	<0.48	<0.27	<3.6	<0.35	<0.56	<0.44	<0.34	<0.17	<0.24	<0.16
P-02	19.74	2061.41	06/18/04	06/25/04	Filtered														
P-02	13.47	2067.68	06/01/05	06/27/05	Unfiltered	<0.95	<0.29	<0.29	<0.35	<0.30	<0.36	<3.2	<0.33	<0.35	<0.45	<0.29	<0.38	<0.30	<0.21
P-02	14.52	2066.63	05/30/06	06/08/06	Unfiltered	<0.95	<0.29	<0.29	<0.35	<0.30	<0.36	<3.2	<0.33	<0.35	<0.45	<0.29	<0.38	<0.30	<0.21
P-03	48.40	2091.85	06/17/04	06/30/04	Unfiltered	<0.56	<0.14	<0.2	<0.35	<0.48	<0.27	<3.6	<0.35	<0.56	<0.44	<0.34	<0.17	<0.24	<0.16
P-03	48.40	2091.85	06/17/04	06/30/04	Filtered														
P-03	41.93	2098.32	06/01/05	06/29/05	Unfiltered	<0.95	<0.29	<0.29	<0.35	<0.30	<0.36	<3.2	<0.33	<0.35	<0.45	<0.29	<0.38	<0.30	<0.21
P-03	41.40	2098.85	05/30/06	06/19/06	Unfiltered	<0.95	<0.29	<0.29	<0.35	<0.30	<0.36	<3.2	<0.33	<0.35	<0.45	<0.29	<0.38	<0.30	<0.21
P-04	25.67	2086.96	07/10/03	07/23/03	Unfiltered	<0.56	<0.14	<0.2	<0.35	<0.48	<0.27	<3.6	<0.35	<0.56	<0.44	<0.34	<0.17	<0.24	<0.16
P-04	26.41	2086.22	06/18/04	06/28/04	Unfiltered	<0.56	<0.14	<0.2	<0.35	<0.48	<0.27	<3.6	<0.35	<0.56	<0.44	<0.34	<0.17	<0.24	<0.16
P-04	26.41	2086.22	06/18/04	06/28/04	Filtered														
P-04	19.47	2093.16	05/30/06	06/08/06	Unfiltered	<0.95	<0.29	<0.29	<0.35	<0.30	<0.36	<3.2	<0.33	<0.35	<0.45	<0.29	<0.38	<0.30	<0.21

Consolidation Data Summary Table - Groundwater
Beaumont Site 1

	Water Level Data					SW8260				SW8270	SW8330						
Sample Location	Depth to Water (feet below ground surface)	Groundwater Elevation (feet above mean sea level)	Elevation Date	Sample Date	Filter Status	sec-Butylbenzene -ug/L	tert-Butylbenzene -ug/L	trans-1,2-Dichloroethene -ug/L	trans-1,3-Dichloropropene -ug/L	1,4-Dioxane -ug/L	1,3,5-Trinitrobenzene (TNB) -ug/L	1,3-Dinitrobenzene -ug/L	2,4,6-Trinitrotoluene (TNT) -ug/L	2,4-Dinitrotoluene -ug/L	2,6-Dinitrotoluene -ug/L	2-Amino-4,6-dinitrotoluene -ug/L	2/4-Nitrotoluene -ug/L
MW-67	5.59	1793.95	05/30/06	06/06/06	Filtered												
MW-67	5.59	1793.95	05/30/06	06/06/06	Unfiltered	<0.21	<0.17	<0.29	<0.31								
MW-67	5.59	1793.95	05/30/06	06/12/06	Unfiltered												
OW-01	59.78	2144.84	07/10/03	07/24/03	Unfiltered	<0.11	<0.23	<0.6	<0.3								
OW-01	38.57	2166.05	06/01/05	06/29/05	Unfiltered	<0.21	<0.17	<0.29	<0.31								
OW-01	48.20	2156.42	05/31/06	06/20/06	Unfiltered	<0.21	<0.17	<0.29	<0.31								
OW-02	2.95	2073.65	05/20/02	05/23/02	Unfiltered	<0.29	<0.25	<0.37	<0.25	22							
OW-02	3.85	2075.12	07/10/03	07/22/03	Unfiltered	<0.11	<0.23	<0.6	<0.3								
OW-02	4.87	2074.10	06/18/04	06/25/04	Unfiltered	<0.11	<0.23	<0.6	<0.3								
OW-02	4.87	2074.10	06/18/04	06/25/04	Filtered						<0.11	<0.19	<0.14	<0.07	<0.17	<0.09	<0.4
OW-02	0.88	2078.09	06/02/05	06/22/05	Unfiltered	<0.21	<0.17	<0.29	<0.31								
OW-02	0.00	2078.97	05/31/06	06/07/06	Unfiltered	<0.21	<0.17	<0.29	<0.31								
OW-03	39.81	2101.20	05/20/02	05/24/02	Unfiltered					45 Je							
OW-08	49.62	1986.71	07/10/03	07/23/03	Unfiltered	<0.11	<0.23	<0.6	<0.3								
OW-08	51.68	1984.65	06/18/04	06/28/04	Unfiltered	<0.11	<0.23	<0.6	<0.3								
OW-08	51.68	1984.65	06/18/04	06/28/04	Filtered						<0.11	<0.19	<0.14	<0.07	<0.17	<0.09	<0.4
OW-08	42.52	1993.81	06/01/05	06/29/05	Unfiltered	<0.21	<0.17	<0.29	<0.31								
OW-08	45.18	1991.15	05/30/06	06/19/06	Unfiltered	<0.21	<0.17	<0.29	<0.31								
P-02	17.06	2064.09	07/10/03	07/23/03	Unfiltered	<0.11	<0.23	<0.6	<0.3								
P-02	19.74	2061.41	06/18/04	06/25/04	Unfiltered	<0.11	<0.23	<0.6	<0.3								
P-02	19.74	2061.41	06/18/04	06/25/04	Filtered						<0.11	<0.19	<0.14	<0.07	<0.17	<0.09	<0.4
P-02	13.47	2067.68	06/01/05	06/27/05	Unfiltered	<0.21	<0.17	<0.29	<0.31								
P-02	14.52	2066.63	05/30/06	06/08/06	Unfiltered	<0.21	<0.17	<0.29	<0.31								
P-03	48.40	2091.85	06/17/04	06/30/04	Unfiltered	<0.11	<0.23	<0.6	<0.3								
P-03	48.40	2091.85	06/17/04	06/30/04	Filtered						<0.11 Rd	<0.19 Rd	<0.14 Rd	<0.07 Rd	<0.17	<0.09	<0.4
P-03	41.93	2098.32	06/01/05	06/29/05	Unfiltered	<0.21	<0.17	<0.29	<0.31								
P-03	41.40	2098.85	05/30/06	06/19/06	Unfiltered	<0.21	<0.17	<0.29	<0.31								
P-04	25.67	2086.96	07/10/03	07/23/03	Unfiltered	<0.11	<0.23	<0.6	<0.3								
P-04	26.41	2086.22	06/18/04	06/28/04	Unfiltered	<0.11	<0.23	<0.6	<0.3								
P-04	26.41	2086.22	06/18/04	06/28/04	Filtered						<0.11	<0.19	<0.14	<0.07	<0.17	<0.09	<0.4
P-04	19.47	2093.16	05/30/06	06/08/06	Unfiltered	<0.21	<0.17	<0.29	<0.31								

Consolidation Data Summary Table - Groundwater
Beaumont Site 1

	Water Level Data					SW8330					
Sample Location	Depth to Water (feet below ground surface)	Groundwater Elevation (feet above mean sea level)	Elevation Date	Sample Date	Filter Status	3-Nitrotoluene -ug/L	4-Amino-2,6-dinitrotoluene -ug/L	HMX -ug/L	Nitrobenzene -ug/L	RDX -ug/L	Tetryl -ug/L
MW-67	5.59	1793.95	05/30/06	06/06/06	Filtered						
MW-67	5.59	1793.95	05/30/06	06/06/06	Unfiltered					<1.3	
MW-67	5.59	1793.95	05/30/06	06/12/06	Unfiltered						
OW-01	59.78	2144.84	07/10/03	07/24/03	Unfiltered						
OW-01	38.57	2166.05	06/01/05	06/29/05	Unfiltered						
OW-01	48.20	2156.42	05/31/06	06/20/06	Unfiltered						
OW-02	2.95	2073.65	05/20/02	05/23/02	Unfiltered						
OW-02	3.85	2075.12	07/10/03	07/22/03	Unfiltered						
OW-02	4.87	2074.10	06/18/04	06/25/04	Unfiltered						
OW-02	4.87	2074.10	06/18/04	06/25/04	Filtered	<0.18	<0.08	<0.2	<0.22	<0.15	<0.12
OW-02	0.88	2078.09	06/02/05	06/22/05	Unfiltered						
OW-02	0.00	2078.97	05/31/06	06/07/06	Unfiltered						
OW-03	39.81	2101.20	05/20/02	05/24/02	Unfiltered						
OW-08	49.62	1986.71	07/10/03	07/23/03	Unfiltered						
OW-08	51.68	1984.65	06/18/04	06/28/04	Unfiltered						
OW-08	51.68	1984.65	06/18/04	06/28/04	Filtered	<0.18	<0.08	<0.2	<0.22	<0.15	<0.12
OW-08	42.52	1993.81	06/01/05	06/29/05	Unfiltered						
OW-08	45.18	1991.15	05/30/06	06/19/06	Unfiltered						
P-02	17.06	2064.09	07/10/03	07/23/03	Unfiltered						
P-02	19.74	2061.41	06/18/04	06/25/04	Unfiltered						
P-02	19.74	2061.41	06/18/04	06/25/04	Filtered	<0.18	<0.08	<0.2	<0.22	<0.15	<0.12
P-02	13.47	2067.68	06/01/05	06/27/05	Unfiltered						
P-02	14.52	2066.63	05/30/06	06/08/06	Unfiltered						
P-03	48.40	2091.85	06/17/04	06/30/04	Unfiltered						
P-03	48.40	2091.85	06/17/04	06/30/04	Filtered	<0.18	<0.08 Rd	<0.2 Rd	<0.22 Rd	<0.15	<0.12
P-03	41.93	2098.32	06/01/05	06/29/05	Unfiltered						
P-03	41.40	2098.85	05/30/06	06/19/06	Unfiltered						
P-04	25.67	2086.96	07/10/03	07/23/03	Unfiltered						
P-04	26.41	2086.22	06/18/04	06/28/04	Unfiltered						
P-04	26.41	2086.22	06/18/04	06/28/04	Filtered	<0.18	<0.08	<0.2	<0.22	<0.15	<0.12
P-04	19.47	2093.16	05/30/06	06/08/06	Unfiltered						

Consolidation Data Summary Table - Groundwater
Beaumont Site 1

	Water Level Data					E160.1	E1624	E1625C	E1625C	E218.6	E300.0				E314.0	E314.1	E524.2	SM2320
Sample Location	Depth to Water (feet below ground surface)	Groundwater Elevation (feet above mean sea level)	Elevation Date	Sample Date	Filter Status	Total Dissolved Solids -mg/L	1,4-Dioxane -ug/L	1,4-Dioxane -ug/L	N-Nitrosodimethylamine -ng/L	Hexavalent chromium -ug/L	Chloride -mg/L	Nitrate -mg/L	Nitrogen, as Nitrite -mg/L	Sulfate -mg/L	Perchlorate -ug/L	Perchlorate -ug/L	1,2,3-Trichloropropane -ug/L	Alkalinity, Bicarbonate (as CaCO3) -mg/L
P-05	58.65	2100.86	05/20/02	05/20/02	Unfiltered											7.1		
P-05	65.47	2096.73	06/17/04	07/02/04	Unfiltered		<1.1			1.5						<0.46		
P-05	65.47	2096.73	06/17/04	07/02/04	Filtered													
P-05	34.96	2127.24	06/02/05	07/01/05	Unfiltered			<1.1		1.3					5.9			
P-05	46.51	2115.69	05/30/06	06/21/06	Unfiltered			<0.40	<0.48	1.0					4.7.		<0.0017	
P-05	46.51	2115.69	05/30/06	06/21/06	Filtered													

Consolidation Data Summary Table - Groundwater
Beaumont Site 1

	Water Level Data					SW6010							
Sample Location	Depth to Water (feet below ground surface)	Groundwater Elevation (feet above mean sea level)	Elevation Date	Sample Date	Filter Status	Antimony -mg/L	Arsenic -mg/L	Barium -mg/L	Beryllium -mg/L	Cadmium -mg/L	Calcium -mg/L	Chromium -mg/L	Cobalt -mg/L
P-05	58.65	2100.86	05/20/02	05/20/02	Unfiltered								
P-05	65.47	2096.73	06/17/04	07/02/04	Unfiltered	<0.00209	<0.00308	0.0700	<0.00017	<0.00035		<0.00035	<0.00069
P-05	65.47	2096.73	06/17/04	07/02/04	Filtered								
P-05	34.96	2127.24	06/02/05	07/01/05	Unfiltered	<0.00209	<0.00308	0.173 Bk	<0.000176	<0.000350		<0.000350	<0.000696
P-05	46.51	2115.69	05/30/06	06/21/06	Unfiltered		<0.00308		<0.000176	<0.000350			
P-05	46.51	2115.69	05/30/06	06/21/06	Filtered		<0.00308		<0.000176	<0.000350			

Consolidation Data Summary Table - Groundwater
Beaumont Site 1

	Water Level Data					SW6010						
Sample Location	Depth to Water (feet below ground surface)	Groundwater Elevation (feet above mean sea level)	Elevation Date	Sample Date	Filter Status	Copper -mg/L	Lead -mg/L	Magnesium -mg/L	Molybdenum -mg/L	Nickel -mg/L	Potassium -mg/L	Selenium -mg/L
P-05	58.65	2100.86	05/20/02	05/20/02	Unfiltered							
P-05	65.47	2096.73	06/17/04	07/02/04	Unfiltered	<0.00134	<0.00236		<0.0008	<0.00137		<0.00295
P-05	65.47	2096.73	06/17/04	07/02/04	Filtered							
P-05	34.96	2127.24	06/02/05	07/01/05	Unfiltered	<0.00134	<0.00236		<0.000800	<0.00137		<0.00295
P-05	46.51	2115.69	05/30/06	06/21/06	Unfiltered		<0.00236					
P-05	46.51	2115.69	05/30/06	06/21/06	Filtered		<0.00236					

Consolidation Data Summary Table - Groundwater
Beaumont Site 1

	Water Level Data					SW6010					SW7470	SW8260			
Sample Location	Depth to Water (feet below ground surface)	Groundwater Elevation (feet above mean sea level)	Elevation Date	Sample Date	Filter Status	Silver -mg/L	Sodium -mg/L	Thallium -mg/L	Vanadium -mg/L	Zinc -mg/L	Mercury -mg/L	1,1,1,2-Tetrachloroethane -ug/L	1,1,1-Trichloroethane -ug/L	1,1,2,2-Tetrachloroethane -ug/L	1,1,2-Trichloroethane -ug/L
P-05	58.65	2100.86	05/20/02	05/20/02	Unfiltered							<0.27	<0.33	<0.22	<0.34
P-05	65.47	2096.73	06/17/04	07/02/04	Unfiltered	<0.0004		<0.00233	<0.00031	<0.00084	<0.00006	<0.45	1.3	<0.19	<0.42
P-05	65.47	2096.73	06/17/04	07/02/04	Filtered										
P-05	34.96	2127.24	06/02/05	07/01/05	Unfiltered	<0.000400		<0.00233	<0.000314	0.112	<0.0000672	<0.37	<0.32	<0.37	<0.54
P-05	46.51	2115.69	05/30/06	06/21/06	Unfiltered							<0.37	<0.32	<0.37	<0.54
P-05	46.51	2115.69	05/30/06	06/21/06	Filtered										

Consolidation Data Summary Table - Groundwater
Beaumont Site 1

	Water Level Data					SW8260														
Sample Location	Depth to Water (feet below ground surface)	Groundwater Elevation (feet above mean sea level)	Elevation Date	Sample Date	Filter Status	1,1,2-Trichlorotrifluoroethane -ug/L	1,1-Dichloroethane -ug/L	1,1-Dichloroethene -ug/L	1,1-Dichloropropene -ug/L	1,2,3-Trichlorobenzene -ug/L	1,2,3-Trichloropropane -ng/L	1,2,4-Trichlorobenzene -ug/L	1,2,4-Trimethylbenzene -ug/L	1,2-Dibromo-3-chloropropane -ug/L	1,2-Dibromoethane -ug/L	1,2-Dichlorobenzene -ug/L	1,2-Dichloroethane -ug/L	1,2-Dichloropropane -ug/L	1,3,5-Trimethylbenzene -ug/L	1,3-Dichlorobenzene -ug/L
P-05	58.65	2100.86	05/20/02	05/20/02	Unfiltered		<0.28	<0.56	<0.16	<0.3	<0.46	<0.37	<0.2	<0.59	<0.18	<0.099	<0.38	<0.16	<0.15	<0.3
P-05	65.47	2096.73	06/17/04	07/02/04	Unfiltered	<0.7	1.0	45	<0.55	<0.4	<810	<0.28	<0.22	<2.6	<0.51	<0.29	<0.35	<0.4	<0.11	<0.27
P-05	65.47	2096.73	06/17/04	07/02/04	Filtered															
P-05	34.96	2127.24	06/02/05	07/01/05	Unfiltered	<0.54	<0.53	<0.31	<0.21	<0.39	<2.3	<0.35	<0.26	<2.5	<0.81	<0.24	<0.22	<0.28	<0.19	<0.38
P-05	46.51	2115.69	05/30/06	06/21/06	Unfiltered	<0.54	<0.53	<0.31	<0.21	<0.39	<2.3	<0.35	<0.26	<2.5	<0.81	<0.24	<0.22	<0.28	<0.19	<0.38
P-05	46.51	2115.69	05/30/06	06/21/06	Filtered															

Consolidation Data Summary Table - Groundwater
Beaumont Site 1

	Water Level Data					SW8260														
Sample Location	Depth to Water (feet below ground surface)	Groundwater Elevation (feet above mean sea level)	Elevation Date	Sample Date	Filter Status	1,3-Dichloropropane -ug/L	1,4-Dichlorobenzene -ug/L	2,2-Dichloropropane -ug/L	2-Butanone (MEK) -ug/L	2-Chlorotoluene -ug/L	2-Hexanone -ug/L	4-Chlorotoluene -ug/L	4-Isopropyltoluene -ug/L	4-Methyl-2-pentanone -ug/L	Acetone -ug/L	Benzene -ug/L	Bromobenzene -ug/L	Chlorobromomethane -ug/L	Bromodichloromethane -ug/L	Bromoform -ug/L
P-05	58.65	2100.86	05/20/02	05/20/02	Unfiltered	<0.3	<0.12	<0.28	<2.8	<0.14	<0.15	<0.22	<0.23		<9.5	<0.18	<0.15	<0.49	<0.26	<0.23
P-05	65.47	2096.73	06/17/04	07/02/04	Unfiltered	<0.35	<0.28	<0.39	<1.7	<0.67	<2.5	<0.16	<0.17	<2.6	<3.6	<0.29	<0.26	<0.37	<0.33	<0.87
P-05	65.47	2096.73	06/17/04	07/02/04	Filtered															
P-05	34.96	2127.24	06/02/05	07/01/05	Unfiltered	<0.30	<0.30	<0.40	<4.2	<0.24	<1.9	<0.30	<0.21	<2.4	<6.1	<0.26	<0.47	<0.68	<0.27	<0.62
P-05	46.51	2115.69	05/30/06	06/21/06	Unfiltered	<0.30	<0.30	<0.40	<4.2	<0.24	<1.9	<0.30	<0.21	<2.4	<6.1	<0.26	<0.47	<0.68	<0.27	<0.62
P-05	46.51	2115.69	05/30/06	06/21/06	Filtered															

Consolidation Data Summary Table - Groundwater
Beaumont Site 1

	Water Level Data					SW8260															
Sample Location	Depth to Water (feet below ground surface)	Groundwater Elevation (feet above mean sea level)	Elevation Date	Sample Date	Filter Status	Bromomethane -ug/L	Carbon disulfide -ug/L	Carbon tetrachloride -ug/L	Chlorobenzene -ug/L	Chlorodibromomethane -ug/L	Chloroethane -ug/L	Chloroform -ug/L	Chloromethane -ug/L	Dibromomethane -ug/L	Dichlorodifluoromethane -ug/L	Dichloromethane -ug/L	Ethylbenzene -ug/L	Hexachlorobutadiene -ug/L	Isopropylbenzene -ug/L	Methyl tert-butyl ether -ug/L
P-05	58.65	2100.86	05/20/02	05/20/02	Unfiltered	<0.46	<0.48	<0.25	<0.16	<0.21	<0.36	<0.3	<0.19	<0.2	<0.28	3 BJakq	<0.12	<0.26	<0.19	<0.3
P-05	65.47	2096.73	06/17/04	07/02/04	Unfiltered	<0.9	<0.28	<0.4	<0.19	<0.29	<0.46	1.1	<0.43	<0.46	<0.47	<1.7	<0.19		<0.17	<0.28
P-05	65.47	2096.73	06/17/04	07/02/04	Filtered															
P-05	34.96	2127.24	06/02/05	07/01/05	Unfiltered	<2.9	<1.0	<0.42	<0.36	<0.45	<0.52	<0.22	<1.8	<0.42	<0.27	<2.6	<0.17		<0.24	<0.29
P-05	46.51	2115.69	05/30/06	06/21/06	Unfiltered	<2.9	<1.0	<0.42	<0.36	<0.45	<0.52	<0.22	<1.8	<0.42	<0.27	4.8 BJakq	<0.17		<0.24	<0.29
P-05	46.51	2115.69	05/30/06	06/21/06	Filtered															

Consolidation Data Summary Table - Groundwater
Beaumont Site 1

	Water Level Data					SW8260													
Sample Location	Depth to Water (feet below ground surface)	Groundwater Elevation (feet above mean sea level)	Elevation Date	Sample Date	Filter Status	Naphthalene -ug/L	Styrene -ug/L	Tetrachloroethene -ug/L	Toluene -ug/L	Trichloroethene -ug/L	Trichlorofluoromethane -ug/L	Vinyl acetate -ug/L	Vinyl chloride -ug/L	cis-1,2-Dichloroethene -ug/L	cis-1,3-Dichloropropene -ug/L	n-Butylbenzene -ug/L	m,p-Xylenes -ug/L	n-Propylbenzene -ug/L	o-Xylene -ug/L
P-05	58.65	2100.86	05/20/02	05/20/02	Unfiltered	<0.09	<0.12	<0.21	<0.16	<0.18	<0.22		<0.44	<0.3	<0.19	<0.29	<0.31	<0.28	<0.088
P-05	65.47	2096.73	06/17/04	07/02/04	Unfiltered	<0.56	<0.14	<0.2	<0.35	55	<0.27	<3.6	<0.35	<0.56	<0.44	<0.34	<0.17	<0.24	<0.16
P-05	65.47	2096.73	06/17/04	07/02/04	Filtered														
P-05	34.96	2127.24	06/02/05	07/01/05	Unfiltered	<0.95	<0.29	<0.29	<0.35	<0.30	<0.36	<3.2	<0.33	<0.35	<0.45	<0.29	<0.38	<0.30	<0.21
P-05	46.51	2115.69	05/30/06	06/21/06	Unfiltered	<0.95	<0.29	<0.29	<0.35	<0.30	<0.36	<3.2	<0.33	<0.35	<0.45	<0.29	<0.38	<0.30	<0.21
P-05	46.51	2115.69	05/30/06	06/21/06	Filtered														

Consolidation Data Summary Table - Groundwater
Beaumont Site 1

	Water Level Data					SW8260				SW8270	SW8330						
Sample Location	Depth to Water (feet below ground surface)	Groundwater Elevation (feet above mean sea level)	Elevation Date	Sample Date	Filter Status	sec-Butylbenzene -ug/L	tert-Butylbenzene -ug/L	trans-1,2-Dichloroethene -ug/L	trans-1,3-Dichloropropene -ug/L	1,4-Dioxane -ug/L	1,3,5-Trinitrobenzene (TNB) -ug/L	1,3-Dinitrobenzene -ug/L	2,4,6-Trinitrotoluene (TNT) -ug/L	2,4-Dinitrotoluene -ug/L	2,6-Dinitrotoluene -ug/L	2-Amino-4,6-dinitrotoluene -ug/L	2/4-Nitrotoluene -ug/L
P-05	58.65	2100.86	05/20/02	05/20/02	Unfiltered	<0.29	<0.25	<0.37	<0.25	<0.5							
P-05	65.47	2096.73	06/17/04	07/02/04	Unfiltered	<0.11	<0.23	<0.6	<0.3								
P-05	65.47	2096.73	06/17/04	07/02/04	Filtered						<0.11 Rd	<0.19 Rd	<0.14	<0.07	<0.17	<0.09	<0.4
P-05	34.96	2127.24	06/02/05	07/01/05	Unfiltered	<0.21	<0.17	<0.29	<0.31								
P-05	46.51	2115.69	05/30/06	06/21/06	Unfiltered	<0.21	<0.17	<0.29	<0.31								
P-05	46.51	2115.69	05/30/06	06/21/06	Filtered												

Consolidation Data Summary Table - Groundwater
Beaumont Site 1

Sample Location	Water Level Data			Sample Date	Filter Status	SW8330					
	Depth to Water (feet below ground surface)	Groundwater Elevation (feet above mean sea level)	Elevation Date			3-Nitrotoluene -ug/L	4-Amino-2,6-dinitrotoluene -ug/L	HMX -ug/L	Nitrobenzene -ug/L	RDX -ug/L	Tetryl -ug/L
P-05	58.65	2100.86	05/20/02	05/20/02	Unfiltered						
P-05	65.47	2096.73	06/17/04	07/02/04	Unfiltered						
P-05	65.47	2096.73	06/17/04	07/02/04	Filtered	<0.18	<0.08	<0.2	<0.22 Rd	<0.15	<0.12
P-05	34.96	2127.24	06/02/05	07/01/05	Unfiltered						
P-05	46.51	2115.69	05/30/06	06/21/06	Unfiltered					<1.3	
P-05	46.51	2115.69	05/30/06	06/21/06	Filtered						

APPENDIX H – GROUNDWATER QUALITY STATISTICAL TEMPORAL TREND ANALYSIS DATA

LMC Beaumont Site 1 Trend Readme

This folder contains MAROS output for two cases. The base folder contains trends for 03 to 06, while the folder "02 to 06" contains trends for 2002 to 2006. This was done since many wells did not enough data for time trends (3 points or less) in the 03 to 06 time period.

Project: LMC Beaumont Site 1
Location: Beaumont

User Name: Bob Johns
State: California

Time Period: 1/1/2003 to 6/30/2006
Consolidation No Time Consolidation
Consolidation Type: Median
Duplicate Average
ND Values: 1/2 Detection Limit
J Flag Values Actual Value

Well	Source /Tail	Number of Samples	Number of Detects	Coefficient of Variation	Mann-Kendall Statistic	Confidence in Trend	All Samples "ND" ?	Concentration Trend
1,1-DICHLOROETHENE								
EW-13	S	5	5	0.58	4	75.8%	No	NT
MW-61B	S	3	3	0.00	0	0.0%	No	N/A
MW-60A	S	5	5	0.23	-8	95.8%	No	D
MW-61A	S	1	1	0.00	0	0.0%	No	N/A
MW-60B	S	2	2	0.00	0	0.0%	No	N/A
MW-58B	T	3	3	0.00	0	0.0%	No	N/A
MW-34	T	3	2	0.00	0	0.0%	No	N/A
MW-58C	T	3	3	0.00	0	0.0%	No	N/A
MW-32	T	3	1	0.00	0	0.0%	No	N/A
MW-31	T	2	2	0.00	0	0.0%	No	N/A
MW-58D	T	4	4	0.20	-4	83.3%	No	S
MW-30	T	2	1	0.00	0	0.0%	No	N/A
MW-59C	T	3	3	0.00	0	0.0%	No	N/A
MW-18	T	6	6	0.45	-13	99.2%	No	D
MW-27	T	2	1	0.00	0	0.0%	No	N/A
MW-58A	T	3	3	0.00	0	0.0%	No	N/A
MW-59D	T	6	6	0.24	-1	50.0%	No	S
MW-26	T	3	3	0.00	0	0.0%	No	N/A
MW-22	T	3	3	0.00	0	0.0%	No	N/A
MW-46	T	3	3	0.00	0	0.0%	No	N/A
MW-20	T	3	3	0.00	0	0.0%	No	N/A
MW-19	T	4	4	0.11	2	62.5%	No	NT
MW-28	T	2	2	0.00	0	0.0%	No	N/A
MW-57A	T	2	2	0.00	0	0.0%	No	N/A
MW-56A	T	3	2	0.00	0	0.0%	No	N/A
MW-55	T	2	2	0.00	0	0.0%	No	N/A
MW-54	T	3	3	0.00	0	0.0%	No	N/A
MW-56B	T	3	3	0.00	0	0.0%	No	N/A
MW-53	T	3	3	0.00	0	0.0%	No	N/A
MW-56C	T	4	4	0.31	-2	62.5%	No	S
MW-49	T	4	4	0.41	3	72.9%	No	NT
MW-48	T	3	0	0.00	0	0.0%	Yes	N/A
MW-35	T	4	0	0.02	-4	83.3%	Yes	S
MW-47	T	4	0	0.02	-4	83.3%	Yes	S
MW-36	T	4	1	1.89	-3	72.9%	No	NT
MW-45	T	4	4	0.13	-4	83.3%	No	S
MW-57B	T	2	2	0.00	0	0.0%	No	N/A
MW-43	T	3	3	0.00	0	0.0%	No	N/A

Project: LMC Beaumont Site 1 **User Name:** Bob Johns

Location: Beaumont **State:** California

Well	Source /Tail	Number of Samples	Number of Detects	Coefficient of Variation	Mann-Kendall Statistic	Confidence in Trend	All Samples "ND" ?	Concentration Trend
1,1-DICHLOROETHENE								
MW-57C	T	2	2	0.00	0	0.0%	No	N/A
MW-42	T	4	4	0.07	-1	50.0%	No	S
MW-40	T	4	4	0.40	-6	95.8%	No	D
MW-57D	T	3	3	0.00	0	0.0%	No	N/A
MW-37	T	4	4	0.57	4	83.3%	No	NT
MW-56D	T	3	3	0.00	0	0.0%	No	N/A
P-02	T	4	0	0.02	-4	83.3%	Yes	S
MW-67	T	5	0	0.02	-6	88.3%	Yes	S
MW-12	T	4	0	0.02	-4	83.3%	Yes	S
OW-01	T	3	0	0.00	0	0.0%	Yes	N/A
MW-11	T	2	0	0.00	0	0.0%	Yes	N/A
OW-02	T	4	4	0.19	6	95.8%	No	I
MW-08	T	4	0	0.02	-4	83.3%	Yes	S
OW-08	T	4	0	0.02	-4	83.3%	Yes	S
MW-13	T	6	1	1.35	-9	93.2%	No	PD
MW-06	T	3	3	0.00	0	0.0%	No	N/A
MW-09	T	3	0	0.00	0	0.0%	Yes	N/A
MW-05	T	4	4	0.68	0	37.5%	No	S
P-03	T	3	1	0.00	0	0.0%	No	N/A
MW-03	T	3	1	0.00	0	0.0%	No	N/A
MW-02	T	3	3	0.00	0	0.0%	No	N/A
P-04	T	3	0	0.00	0	0.0%	Yes	N/A
MW-01	T	4	4	0.37	-6	95.8%	No	D
P-05	T	3	1	0.00	0	0.0%	No	N/A
IW-04	T	4	3	0.71	4	83.3%	No	NT
MW-07	T	2	2	0.00	0	0.0%	No	N/A
MW-17	T	4	4	0.16	-4	83.3%	No	S
MW-14	T	3	0	0.00	0	0.0%	Yes	N/A
MW-61C	T	2	2	0.00	0	0.0%	No	N/A
MW-15	T	6	6	0.24	-12	98.2%	No	D
MW-66	T	4	4	0.25	-6	95.8%	No	D
MW-62A	T	4	4	0.63	2	62.5%	No	NT
MW-16	T	3	0	0.00	0	0.0%	Yes	N/A
1,4-DIOXANE (P-DIOXANE)								
EW-13	S	5	5	0.79	0	40.8%	No	S
MW-60A	S	5	5	0.13	-1	50.0%	No	S
MW-61B	S	3	3	0.00	0	0.0%	No	N/A
MW-61A	S	1	1	0.00	0	0.0%	No	N/A
MW-60B	S	2	0	0.00	0	0.0%	Yes	N/A
MW-46	T	3	3	0.00	0	0.0%	No	N/A
MW-03	T	3	0	0.00	0	0.0%	Yes	N/A
MW-19	T	4	4	0.03	2	62.5%	No	NT
MW-48	T	3	0	0.00	0	0.0%	Yes	N/A
MW-05	T	4	4	0.13	4	83.3%	No	NT
MW-43	T	3	3	0.00	0	0.0%	No	N/A
MW-45	T	4	4	0.19	-4	83.3%	No	S
MW-47	T	4	0	0.38	-3	72.9%	Yes	S
MW-16	T	3	0	0.00	0	0.0%	Yes	N/A
MW-18	T	6	5	0.56	-9	93.2%	No	PD

Project: LMC Beaumont Site 1 **User Name:** Bob Johns

Location: Beaumont **State:** California

Well	Source /Tail	Number of Samples	Number of Detects	Coefficient of Variation	Mann-Kendall Statistic	Confidence in Trend	All Samples "ND" ?	Concentration Trend
1,4-DIOXANE (P-DIOXANE)								
MW-01	T	4	4	0.17	-1	50.0%	No	S
MW-49	T	4	4	0.17	-6	95.8%	No	D
MW-53	T	3	3	0.00	0	0.0%	No	N/A
IW-04	T	4	4	0.22	-6	95.8%	No	D
MW-54	T	3	3	0.00	0	0.0%	No	N/A
MW-02	T	3	3	0.00	0	0.0%	No	N/A
MW-17	T	4	4	0.19	0	37.5%	No	S
MW-27	T	2	0	0.00	0	0.0%	Yes	N/A
MW-26	T	3	3	0.00	0	0.0%	No	N/A
MW-28	T	2	2	0.00	0	0.0%	No	N/A
MW-12	T	4	0	0.38	-3	72.9%	Yes	S
MW-30	T	2	1	0.00	0	0.0%	No	N/A
MW-11	T	2	0	0.00	0	0.0%	Yes	N/A
MW-31	T	2	0	0.00	0	0.0%	Yes	N/A
MW-22	T	3	3	0.00	0	0.0%	No	N/A
MW-55	T	2	2	0.00	0	0.0%	No	N/A
MW-32	T	3	0	0.00	0	0.0%	Yes	N/A
MW-06	T	3	2	0.00	0	0.0%	No	N/A
MW-34	T	3	0	0.00	0	0.0%	Yes	N/A
MW-42	T	4	4	0.03	-1	50.0%	No	S
MW-14	T	3	1	0.00	0	0.0%	No	N/A
MW-08	T	4	0	0.38	-3	72.9%	Yes	S
MW-36	T	4	0	0.38	-3	72.9%	Yes	S
MW-07	T	2	0	0.00	0	0.0%	Yes	N/A
MW-37	T	4	3	0.85	4	83.3%	No	NT
MW-20	T	3	2	0.00	0	0.0%	No	N/A
MW-15	T	6	6	0.11	-7	86.4%	No	S
MW-13	T	6	0	0.29	-5	76.5%	Yes	S
MW-40	T	4	4	0.12	-4	83.3%	No	S
MW-35	T	4	0	0.38	-3	72.9%	Yes	S
MW-09	T	3	3	0.00	0	0.0%	No	N/A
MW-67	T	5	0	0.33	-4	75.8%	Yes	S
MW-58B	T	3	3	0.00	0	0.0%	No	N/A
MW-57B	T	2	2	0.00	0	0.0%	No	N/A
MW-56D	T	3	3	0.00	0	0.0%	No	N/A
OW-02	T	4	4	0.03	-2	62.5%	No	S
MW-57A	T	2	2	0.00	0	0.0%	No	N/A
P-02	T	4	0	0.38	-3	72.9%	Yes	S
MW-58A	T	3	3	0.00	0	0.0%	No	N/A
OW-08	T	4	0	0.38	-3	72.9%	Yes	S
MW-58D	T	4	4	0.17	2	62.5%	No	NT
MW-66	T	4	4	0.15	6	95.8%	No	I
MW-57C	T	2	2	0.00	0	0.0%	No	N/A
MW-61C	T	2	2	0.00	0	0.0%	No	N/A
MW-57D	T	3	3	0.00	0	0.0%	No	N/A
MW-62A	T	4	4	0.28	-3	72.9%	No	S
OW-01	T	3	0	0.00	0	0.0%	Yes	N/A
MW-56B	T	3	3	0.00	0	0.0%	No	N/A
MW-56A	T	3	0	0.00	0	0.0%	Yes	N/A
MW-56C	T	4	4	0.35	-4	83.3%	No	S
P-05	T	3	0	0.00	0	0.0%	Yes	N/A

Project: LMC Beaumont Site 1 **User Name:** Bob Johns

Location: Beaumont **State:** California

Well	Source /Tail	Number of Samples	Number of Detects	Coefficient of Variation	Mann-Kendall Statistic	Confidence in Trend	All Samples "ND" ?	Concentration Trend
1,4-DIOXANE (P-DIOXANE)								
P-03	T	3	1	0.00	0	0.0%	No	N/A
MW-59C	T	3	3	0.00	0	0.0%	No	N/A
MW-58C	T	3	3	0.00	0	0.0%	No	N/A
P-04	T	3	0	0.00	0	0.0%	Yes	N/A
MW-59D	T	6	6	0.30	8	89.8%	No	NT
PERCHLORATE								
EW-13	S	5	5	0.81	-2	59.2%	No	S
MW-61B	S	3	3	0.00	0	0.0%	No	N/A
MW-61A	S	1	1	0.00	0	0.0%	No	N/A
MW-60B	S	2	2	0.00	0	0.0%	No	N/A
MW-60A	S	5	5	0.08	2	59.2%	No	NT
MW-59C	T	3	3	0.00	0	0.0%	No	N/A
MW-46	T	3	2	0.00	0	0.0%	No	N/A
MW-27	T	2	1	0.00	0	0.0%	No	N/A
MW-20	T	3	3	0.00	0	0.0%	No	N/A
MW-18	T	6	6	0.71	-7	86.4%	No	S
MW-16	T	3	0	0.00	0	0.0%	Yes	N/A
MW-17	T	4	4	0.71	4	83.3%	No	NT
MW-28	T	2	2	0.00	0	0.0%	No	N/A
MW-26	T	3	3	0.00	0	0.0%	No	N/A
MW-22	T	3	3	0.00	0	0.0%	No	N/A
MW-55	T	2	2	0.00	0	0.0%	No	N/A
MW-58D	T	4	4	0.35	4	83.3%	No	NT
MW-19	T	4	4	0.57	0	37.5%	No	S
OW-02	T	4	4	0.21	1	50.0%	No	NT
P-05	T	3	2	0.00	0	0.0%	No	N/A
IW-04	T	4	4	1.14	-6	95.8%	No	D
P-04	T	3	0	0.00	0	0.0%	Yes	N/A
MW-01	T	4	4	0.32	-4	83.3%	No	S
P-03	T	3	0	0.00	0	0.0%	Yes	N/A
MW-02	T	3	3	0.00	0	0.0%	No	N/A
MW-03	T	3	1	0.00	0	0.0%	No	N/A
P-02	T	4	0	0.15	-1	50.0%	Yes	S
MW-05	T	4	4	0.53	-5	89.6%	No	S
OW-08	T	4	0	0.15	-1	50.0%	Yes	S
MW-66	T	4	4	0.47	3	72.9%	No	NT
MW-07	T	2	2	0.00	0	0.0%	No	N/A
MW-61C	T	2	2	0.00	0	0.0%	No	N/A
MW-08	T	4	1	2.00	-4	83.3%	No	NT
OW-01	T	3	0	0.00	0	0.0%	Yes	N/A
MW-09	T	3	0	0.00	0	0.0%	Yes	N/A
MW-11	T	2	1	0.00	0	0.0%	No	N/A
MW-67	T	5	0	0.15	0	40.8%	Yes	S
MW-59D	T	6	6	0.16	15	99.9%	No	I
MW-12	T	4	0	0.15	-1	50.0%	Yes	S
MW-13	T	6	0	0.14	1	50.0%	Yes	NT
MW-14	T	3	3	0.00	0	0.0%	No	N/A
MW-62A	T	4	4	0.36	0	37.5%	No	S
MW-15	T	6	0	0.14	1	50.0%	Yes	NT

Project: LMC Beaumont Site 1 **User Name:** Bob Johns

Location: Beaumont **State:** California

Well	Source /Tail	Number of Samples	Number of Detects	Coefficient of Variation	Mann-Kendall Statistic	Confidence in Trend	All Samples "ND" ?	Concentration Trend
PERCHLORATE								
MW-06	T	3	3	0.00	0	0.0%	No	N/A
MW-53	T	3	3	0.00	0	0.0%	No	N/A
MW-30	T	2	2	0.00	0	0.0%	No	N/A
MW-49	T	4	4	0.32	-2	62.5%	No	S
MW-56D	T	3	3	0.00	0	0.0%	No	N/A
MW-35	T	4	0	0.15	-1	50.0%	Yes	S
MW-40	T	4	4	0.48	0	37.5%	No	S
MW-45	T	4	4	0.25	-6	95.8%	No	D
MW-36	T	4	1	0.63	5	89.6%	No	NT
MW-56B	T	3	3	0.00	0	0.0%	No	N/A
MW-57B	T	2	2	0.00	0	0.0%	No	N/A
MW-43	T	3	3	0.00	0	0.0%	No	N/A
MW-42	T	4	3	0.76	-4	83.3%	No	S
MW-58B	T	3	3	0.00	0	0.0%	No	N/A
MW-58A	T	3	3	0.00	0	0.0%	No	N/A
MW-32	T	3	1	0.00	0	0.0%	No	N/A
MW-57D	T	3	3	0.00	0	0.0%	No	N/A
MW-48	T	3	0	0.00	0	0.0%	Yes	N/A
MW-37	T	4	0	0.15	-1	50.0%	Yes	S
MW-56A	T	3	0	0.00	0	0.0%	Yes	N/A
MW-31	T	2	2	0.00	0	0.0%	No	N/A
MW-56C	T	4	4	0.27	-4	83.3%	No	S
MW-58C	T	3	3	0.00	0	0.0%	No	N/A
MW-54	T	3	3	0.00	0	0.0%	No	N/A
MW-47	T	4	4	0.27	0	37.5%	No	S
MW-57A	T	2	2	0.00	0	0.0%	No	N/A
MW-57C	T	2	2	0.00	0	0.0%	No	N/A
MW-34	T	3	3	0.00	0	0.0%	No	N/A
TRICHLOROETHYLENE (TCE)								
MW-61B	S	3	3	0.00	0	0.0%	No	N/A
MW-61A	S	1	1	0.00	0	0.0%	No	N/A
MW-60B	S	2	2	0.00	0	0.0%	No	N/A
MW-60A	S	5	5	0.27	-3	67.5%	No	S
EW-13	S	5	5	0.72	2	59.2%	No	NT
OW-02	T	4	4	0.20	4	83.3%	No	NT
MW-46	T	3	2	0.00	0	0.0%	No	N/A
P-05	T	3	1	0.00	0	0.0%	No	N/A
MW-56D	T	3	3	0.00	0	0.0%	No	N/A
MW-08	T	4	0	0.27	-4	83.3%	Yes	S
OW-01	T	3	0	0.00	0	0.0%	Yes	N/A
MW-06	T	3	3	0.00	0	0.0%	No	N/A
MW-47	T	4	0	0.27	-4	83.3%	Yes	S
MW-45	T	4	4	0.19	-4	83.3%	No	S
MW-07	T	2	2	0.00	0	0.0%	No	N/A
MW-49	T	4	4	0.33	0	37.5%	No	S
MW-55	T	2	2	0.00	0	0.0%	No	N/A
MW-54	T	3	3	0.00	0	0.0%	No	N/A
P-04	T	3	0	0.00	0	0.0%	Yes	N/A
IW-04	T	4	4	0.55	0	37.5%	No	S

Project: LMC Beaumont Site 1 **User Name:** Bob Johns

Location: Beaumont **State:** California

Well	Source /Tail	Number of Samples	Number of Detects	Coefficient of Variation	Mann-Kendall Statistic	Confidence in Trend	All Samples "ND" ?	Concentration Trend
TRICHLOROETHYLENE (TCE)								
MW-56A	T	3	2	0.00	0	0.0%	No	N/A
MW-53	T	3	3	0.00	0	0.0%	No	N/A
MW-48	T	3	0	0.00	0	0.0%	Yes	N/A
P-03	T	3	0	0.00	0	0.0%	Yes	N/A
MW-56C	T	4	4	0.36	-6	95.8%	No	D
MW-02	T	3	3	0.00	0	0.0%	No	N/A
P-02	T	4	0	0.27	-4	83.3%	Yes	S
MW-56B	T	3	3	0.00	0	0.0%	No	N/A
MW-42	T	4	4	0.13	0	37.5%	No	S
MW-03	T	3	1	0.00	0	0.0%	No	N/A
MW-05	T	4	4	0.64	2	62.5%	No	NT
OW-08	T	4	0	0.27	-4	83.3%	Yes	S
MW-01	T	4	4	0.46	-6	95.8%	No	D
MW-26	T	3	3	0.00	0	0.0%	No	N/A
MW-12	T	4	0	0.27	-4	83.3%	Yes	S
MW-35	T	4	1	1.74	-3	72.9%	No	NT
MW-19	T	4	4	0.27	3	72.9%	No	NT
MW-58A	T	3	3	0.00	0	0.0%	No	N/A
MW-20	T	3	3	0.00	0	0.0%	No	N/A
MW-34	T	3	3	0.00	0	0.0%	No	N/A
MW-59D	T	6	6	0.35	-1	50.0%	No	S
MW-57D	T	3	3	0.00	0	0.0%	No	N/A
MW-58B	T	3	3	0.00	0	0.0%	No	N/A
MW-17	T	4	4	0.20	0	37.5%	No	S
MW-59C	T	3	3	0.00	0	0.0%	No	N/A
MW-31	T	2	2	0.00	0	0.0%	No	N/A
MW-27	T	2	2	0.00	0	0.0%	No	N/A
MW-58D	T	4	4	0.26	-3	72.9%	No	S
MW-58C	T	3	3	0.00	0	0.0%	No	N/A
MW-28	T	2	2	0.00	0	0.0%	No	N/A
MW-30	T	2	2	0.00	0	0.0%	No	N/A
MW-32	T	3	1	0.00	0	0.0%	No	N/A
MW-40	T	4	4	0.26	-6	95.8%	No	D
MW-67	T	5	0	0.27	-6	88.3%	Yes	S
MW-57A	T	2	2	0.00	0	0.0%	No	N/A
MW-11	T	2	0	0.00	0	0.0%	Yes	N/A
MW-43	T	3	3	0.00	0	0.0%	No	N/A
MW-22	T	3	3	0.00	0	0.0%	No	N/A
MW-66	T	4	4	0.28	-4	83.3%	No	S
MW-13	T	6	1	1.71	-9	93.2%	No	PD
MW-18	T	6	6	0.40	-11	97.2%	No	D
MW-62A	T	4	4	0.57	2	62.5%	No	NT
MW-09	T	3	0	0.00	0	0.0%	Yes	N/A
MW-14	T	3	1	0.00	0	0.0%	No	N/A
MW-57C	T	2	2	0.00	0	0.0%	No	N/A
MW-15	T	6	6	0.22	-4	70.3%	No	S
MW-61C	T	2	2	0.00	0	0.0%	No	N/A
MW-37	T	4	1	1.34	1	50.0%	No	NT
MW-16	T	3	0	0.00	0	0.0%	Yes	N/A
MW-36	T	4	1	1.89	-3	72.9%	No	NT
MW-57B	T	2	2	0.00	0	0.0%	No	N/A

Project: LMC Beaumont Site 1

Location: Beaumont

User Name: Bob Johns

State: California

Well	Source /Tail	Number of Samples	Number of Detects	Coefficient of Variation	Mann-Kendall Statistic	Confidence in Trend	All Samples "ND" ?	Concentration Trend

TRICHLOROETHYLENE (TCE)

Note: Increasing (I); Probably Increasing (PI); Stable (S); Probably Decreasing (PD); Decreasing (D); No Trend (NT); Not Applicable (N/A)-Due to insufficient Data (< 4 sampling events); Source/Tail (S/T)

The Number of Samples and Number of Detects shown above are post-consolidation values.

Project: LMC Beaumont Site 1 **User Name:** Bob Johns

Location: Beaumont **State:** California

Time Period: 1/1/2003 to 6/30/2006
Consolidation No Time Consolidation
Consolidation Type: Median
Duplicate Average
ND Values: 1/2 Detection Limit
J Flag Values Actual Value

Well	Source/ Tail	Average Conc (mg/L)	Median Conc (mg/L)	Standard Deviation	All Samples "ND" ?	Ln Slope
1,1-DICHLOROETHENE						
MW-60A	S	2.6E-01	2.9E-01	6.1E-02	No	-7.3E-04
MW-60B	S	5.9E-02	5.9E-02	4.7E-02	No	0.0E+00
MW-61A	S	3.2E-01	3.2E-01	0.0E+00	No	0.0E+00
MW-61B	S	7.1E+00	7.1E+00	2.9E+00	No	0.0E+00
EW-13	S	5.1E+00	4.8E+00	3.0E+00	No	1.2E-03
MW-58C	T	4.0E-02	4.1E-02	9.5E-03	No	0.0E+00
MW-31	T	1.8E-02	1.8E-02	2.2E-02	No	0.0E+00
MW-57C	T	5.8E-02	5.8E-02	2.1E-02	No	0.0E+00
MW-30	T	7.6E-03	7.6E-03	1.0E-02	No	0.0E+00
MW-28	T	8.2E-03	8.2E-03	4.0E-03	No	0.0E+00
MW-57D	T	6.1E-02	6.6E-02	3.1E-02	No	0.0E+00
MW-27	T	4.0E-04	4.0E-04	3.3E-04	No	0.0E+00
MW-58A	T	4.1E-02	3.9E-02	7.2E-03	No	0.0E+00
MW-26	T	2.8E+00	2.5E+00	1.2E+00	No	0.0E+00
MW-22	T	8.2E-02	4.0E-02	1.0E-01	No	0.0E+00
MW-57B	T	5.1E-02	5.1E-02	1.8E-02	No	0.0E+00
MW-20	T	1.7E-02	3.7E-03	2.4E-02	No	0.0E+00
MW-35	T	1.6E-04	1.6E-04	2.9E-06	Yes	-3.6E-05
MW-19	T	2.4E-02	2.5E-02	2.8E-03	No	1.8E-04
MW-40	T	1.4E-02	1.5E-02	5.7E-03	No	-9.8E-04
MW-58D	T	6.4E-02	7.0E-02	1.3E-02	No	-3.9E-04
MW-17	T	6.9E-03	7.3E-03	1.1E-03	No	-3.2E-04
MW-59C	T	1.8E-01	1.9E-01	2.6E-02	No	0.0E+00
MW-16	T	1.6E-04	1.6E-04	2.9E-06	Yes	0.0E+00
MW-15	T	2.6E-03	2.6E-03	6.3E-04	No	-6.2E-04
MW-58B	T	1.7E-02	1.6E-02	3.2E-03	No	0.0E+00
MW-42	T	8.8E-02	8.9E-02	6.0E-03	No	-1.8E-06
MW-49	T	2.1E-02	1.7E-02	8.3E-03	No	2.6E-04
MW-53	T	6.3E-03	6.7E-03	2.2E-03	No	0.0E+00
MW-48	T	1.6E-04	1.6E-04	2.9E-06	Yes	0.0E+00
MW-54	T	4.5E-02	4.6E-02	1.5E-02	No	0.0E+00
MW-47	T	1.6E-04	1.6E-04	2.9E-06	Yes	-3.6E-05
MW-46	T	2.7E-03	2.1E-03	1.1E-03	No	0.0E+00
MW-55	T	1.1E-01	1.1E-01	6.4E-02	No	0.0E+00
MW-45	T	8.6E-03	8.9E-03	1.1E-03	No	-2.6E-04
MW-34	T	3.6E-02	8.1E-03	5.5E-02	No	0.0E+00
MW-43	T	6.1E-03	6.2E-03	6.0E-04	No	0.0E+00
MW-32	T	1.9E-03	1.6E-04	3.0E-03	No	0.0E+00
MW-56B	T	4.6E-02	4.8E-02	5.3E-03	No	0.0E+00

Project: LMC Beaumont Site 1 **User Name:** Bob Johns

Location: Beaumont **State:** California

Well	Source/ Tail	Average Conc (mg/L)	Median Conc (mg/L)	Standard Deviation	All Samples "ND" ?	Ln Slope
1,1-DICHLOROETHENE						
MW-56C	T	7.0E-02	6.5E-02	2.1E-02	No	-3.2E-04
MW-37	T	2.2E-03	1.8E-03	1.2E-03	No	1.0E-03
MW-36	T	2.9E-03	1.6E-04	5.4E-03	No	-1.3E-03
MW-56D	T	5.1E-02	4.3E-02	1.7E-02	No	0.0E+00
MW-18	T	2.5E-03	2.7E-03	1.1E-03	No	-1.2E-03
MW-57A	T	8.3E-02	8.3E-02	3.8E-02	No	0.0E+00
MW-59D	T	3.2E-01	3.4E-01	7.5E-02	No	-4.1E-05
MW-56A	T	5.8E-04	5.9E-04	4.2E-04	No	0.0E+00
OW-01	T	1.6E-04	1.6E-04	2.9E-06	Yes	0.0E+00
MW-08	T	1.6E-04	1.6E-04	2.9E-06	Yes	-3.6E-05
MW-03	T	7.7E-04	1.6E-04	1.1E-03	No	0.0E+00
MW-67	T	1.6E-04	1.6E-04	2.7E-06	Yes	-3.8E-05
MW-06	T	2.7E-02	8.7E-03	3.8E-02	No	0.0E+00
MW-07	T	8.3E-03	8.3E-03	9.5E-03	No	0.0E+00
MW-66	T	1.2E-01	1.3E-01	3.1E-02	No	-5.5E-04
P-03	T	4.7E-04	1.6E-04	5.5E-04	No	0.0E+00
P-02	T	1.6E-04	1.6E-04	2.9E-06	Yes	-3.6E-05
MW-11	T	1.6E-04	1.6E-04	3.5E-06	Yes	0.0E+00
IW-04	T	5.8E-03	6.6E-03	4.1E-03	No	3.4E-03
P-04	T	1.6E-04	1.6E-04	2.9E-06	Yes	0.0E+00
MW-09	T	1.6E-04	1.6E-04	2.9E-06	Yes	0.0E+00
MW-62A	T	5.2E-02	6.2E-02	3.2E-02	No	8.6E-04
MW-12	T	1.6E-04	1.6E-04	2.9E-06	Yes	-3.6E-05
MW-02	T	1.2E-01	7.0E-02	1.2E-01	No	0.0E+00
MW-05	T	7.7E-02	9.3E-02	5.2E-02	No	1.1E-03
MW-13	T	3.5E-04	1.6E-04	4.7E-04	No	-1.7E-03
OW-02	T	2.3E-02	2.3E-02	4.4E-03	No	4.2E-04
MW-61C	T	4.3E-02	4.3E-02	1.2E-02	No	0.0E+00
P-05	T	1.5E-02	1.6E-04	2.6E-02	No	0.0E+00
OW-08	T	1.6E-04	1.6E-04	2.9E-06	Yes	-3.6E-05
MW-14	T	1.6E-04	1.6E-04	2.9E-06	Yes	0.0E+00
MW-01	T	1.5E-01	1.5E-01	5.4E-02	No	-8.0E-04
1,4-DIOXANE (P-DIOXANE)						
EW-13	S	1.3E+00	8.8E-01	1.0E+00	No	8.1E-04
MW-61A	S	3.4E-02	3.4E-02	0.0E+00	No	0.0E+00
MW-60B	S	3.8E-04	3.8E-04	2.5E-04	Yes	0.0E+00
MW-61B	S	4.4E-01	5.2E-01	1.6E-01	No	0.0E+00
MW-60A	S	1.0E-01	1.0E-01	1.3E-02	No	7.9E-05
MW-40	T	2.1E-02	2.1E-02	2.6E-03	No	-2.1E-04
MW-02	T	1.0E-01	7.4E-02	1.1E-01	No	0.0E+00
MW-36	T	4.6E-04	5.5E-04	1.8E-04	Yes	-8.7E-04
MW-48	T	6.0E-04	5.5E-04	4.3E-04	Yes	0.0E+00
MW-47	T	4.6E-04	5.5E-04	1.8E-04	Yes	-8.7E-04
MW-43	T	1.3E-02	1.3E-02	2.0E-03	No	0.0E+00
MW-01	T	2.5E-03	2.3E-03	4.2E-04	No	-2.4E-04
MW-46	T	9.4E-03	9.2E-03	5.7E-04	No	0.0E+00
MW-45	T	1.4E-02	1.5E-02	2.6E-03	No	-3.8E-04
MW-42	T	3.3E-02	3.4E-02	9.6E-04	No	-2.7E-05
IW-04	T	2.5E-02	2.5E-02	5.5E-03	No	-4.9E-04

Project: LMC Beaumont Site 1 **User Name:** Bob Johns

Location: Beaumont **State:** California

Well	Source/ Tail	Average Conc (mg/L)	Median Conc (mg/L)	Standard Deviation	All Samples "ND" ?	Ln Slope
1,4-DIOXANE (P-DIOXANE)						
MW-37	T	4.1E-03	3.5E-03	3.5E-03	No	2.3E-03
MW-26	T	3.4E-01	2.9E-01	1.3E-01	No	0.0E+00
MW-15	T	8.6E-03	8.6E-03	9.8E-04	No	-1.6E-04
MW-13	T	4.9E-04	5.5E-04	1.4E-04	Yes	-6.6E-04
MW-16	T	5.5E-04	5.5E-04	0.0E+00	Yes	0.0E+00
MW-17	T	4.4E-02	4.3E-02	8.1E-03	No	-8.6E-05
MW-12	T	4.6E-04	5.5E-04	1.8E-04	Yes	-8.7E-04
MW-49	T	2.0E-02	2.1E-02	3.5E-03	No	-3.9E-04
MW-11	T	3.8E-04	3.8E-04	2.5E-04	Yes	0.0E+00
MW-19	T	7.1E-02	7.2E-02	2.2E-03	No	2.5E-05
MW-20	T	6.1E-03	1.8E-03	8.6E-03	No	0.0E+00
MW-09	T	4.0E-03	3.9E-03	4.2E-04	No	0.0E+00
MW-32	T	4.3E-04	5.5E-04	2.0E-04	Yes	0.0E+00
MW-08	T	4.6E-04	5.5E-04	1.8E-04	Yes	-8.7E-04
MW-35	T	4.6E-04	5.5E-04	1.8E-04	Yes	-8.7E-04
MW-27	T	3.8E-04	3.8E-04	2.5E-04	Yes	0.0E+00
MW-07	T	3.8E-04	3.8E-04	2.5E-04	Yes	0.0E+00
MW-28	T	2.4E-03	2.4E-03	1.6E-03	No	0.0E+00
MW-06	T	1.2E-02	4.2E-03	1.7E-02	No	0.0E+00
MW-30	T	5.8E-03	5.8E-03	7.4E-03	No	0.0E+00
MW-31	T	3.8E-04	3.8E-04	2.5E-04	Yes	0.0E+00
MW-14	T	1.2E-03	5.5E-04	1.5E-03	No	0.0E+00
MW-05	T	3.3E-02	3.4E-02	4.3E-03	No	2.3E-04
MW-18	T	7.2E-03	8.3E-03	4.0E-03	No	-1.8E-03
MW-34	T	4.3E-04	5.5E-04	2.0E-04	Yes	0.0E+00
MW-03	T	4.3E-04	5.5E-04	2.0E-04	Yes	0.0E+00
MW-22	T	4.5E-02	2.2E-02	5.7E-02	No	0.0E+00
P-02	T	4.6E-04	5.5E-04	1.8E-04	Yes	-8.7E-04
MW-56A	T	4.3E-04	5.5E-04	2.0E-04	Yes	0.0E+00
MW-59D	T	5.0E-02	4.5E-02	1.5E-02	No	4.4E-04
MW-56B	T	7.8E-03	7.2E-03	1.3E-03	No	0.0E+00
MW-59C	T	2.2E-02	2.2E-02	1.0E-03	No	0.0E+00
MW-57D	T	3.2E-02	3.0E-02	8.2E-03	No	0.0E+00
P-03	T	1.0E-03	5.5E-04	8.4E-04	No	0.0E+00
MW-58D	T	2.7E-02	2.5E-02	4.5E-03	No	2.2E-04
P-04	T	4.3E-04	5.5E-04	2.0E-04	Yes	0.0E+00
MW-57A	T	3.1E-02	3.1E-02	9.2E-03	No	0.0E+00
OW-01	T	4.3E-04	5.5E-04	2.0E-04	Yes	0.0E+00
MW-58C	T	2.5E-02	2.6E-02	2.6E-03	No	0.0E+00
MW-57B	T	2.3E-02	2.3E-02	7.1E-04	No	0.0E+00
MW-58B	T	2.6E-02	2.6E-02	5.8E-04	No	0.0E+00
OW-02	T	1.9E-02	1.9E-02	5.8E-04	No	-3.0E-05
MW-57C	T	2.8E-02	2.8E-02	8.5E-03	No	0.0E+00
MW-58A	T	1.9E-02	2.1E-02	1.1E-02	No	0.0E+00
OW-08	T	4.6E-04	5.5E-04	1.8E-04	Yes	-8.7E-04
MW-56D	T	1.4E-02	1.3E-02	1.2E-03	No	0.0E+00
MW-53	T	7.5E-03	7.3E-03	1.9E-03	No	0.0E+00
MW-54	T	3.0E-02	3.1E-02	3.1E-03	No	0.0E+00
MW-61C	T	4.5E-03	4.5E-03	2.2E-03	No	0.0E+00
MW-56C	T	2.9E-02	3.2E-02	1.0E-02	No	-7.9E-04

Project: LMC Beaumont Site 1 **User Name:** Bob Johns

Location: Beaumont **State:** California

Well	Source/ Tail	Average Conc (mg/L)	Median Conc (mg/L)	Standard Deviation	All Samples "ND" ?	Ln Slope
1,4-DIOXANE (P-DIOXANE)						
MW-66	T	2.7E-02	2.7E-02	4.1E-03	No	3.2E-04
MW-55	T	4.5E-02	4.5E-02	2.3E-02	No	0.0E+00
MW-62A	T	3.8E-02	4.1E-02	1.0E-02	No	-4.0E-04
P-05	T	4.3E-04	5.5E-04	2.0E-04	Yes	0.0E+00
MW-67	T	4.8E-04	5.5E-04	1.6E-04	Yes	-6.5E-04
PERCHLORATE						
MW-61B	S	1.0E+02	1.1E+02	2.5E+01	No	0.0E+00
MW-60A	S	4.6E+00	4.7E+00	3.8E-01	No	7.7E-05
EW-13	S	2.8E+00	1.8E+00	2.3E+00	No	-7.5E-04
MW-60B	S	1.5E+00	1.5E+00	3.5E-01	No	0.0E+00
MW-61A	S	1.3E+01	1.3E+01	0.0E+00	No	0.0E+00
MW-26	T	7.8E+00	9.1E+00	2.8E+00	No	0.0E+00
MW-18	T	6.5E-03	5.2E-03	4.6E-03	No	-1.4E-03
MW-02	T	1.5E+00	1.3E+00	1.1E+00	No	0.0E+00
MW-19	T	2.3E-01	1.8E-01	1.3E-01	No	1.6E-04
MW-03	T	4.6E-04	2.3E-04	4.0E-04	No	0.0E+00
OW-02	T	5.3E-01	5.4E-01	1.1E-01	No	5.5E-05
MW-62A	T	1.2E+00	1.2E+00	4.1E-01	No	-3.7E-06
MW-09	T	2.3E-04	2.3E-04	8.7E-06	Yes	0.0E+00
MW-20	T	4.4E-01	8.6E-02	6.6E-01	No	0.0E+00
MW-22	T	9.4E-01	5.6E-01	1.1E+00	No	0.0E+00
MW-58A	T	2.7E-01	2.6E-01	2.5E-01	No	0.0E+00
MW-17	T	8.0E-01	9.4E-01	5.7E-01	No	4.1E-03
MW-66	T	1.2E+00	1.4E+00	5.5E-01	No	7.1E-04
MW-58B	T	5.7E-01	4.4E-01	3.0E-01	No	0.0E+00
MW-61C	T	4.8E+00	4.8E+00	3.6E+00	No	0.0E+00
MW-67	T	2.5E-04	2.3E-04	3.9E-05	Yes	9.2E-05
MW-59D	T	5.8E+00	5.8E+00	9.5E-01	No	4.3E-04
MW-14	T	1.3E-02	5.5E-03	1.4E-02	No	0.0E+00
MW-06	T	4.1E-01	1.1E-01	6.0E-01	No	0.0E+00
MW-59C	T	4.4E+00	4.3E+00	4.2E-01	No	0.0E+00
MW-15	T	2.5E-04	2.3E-04	3.6E-05	Yes	9.9E-05
OW-01	T	2.5E-04	2.3E-04	4.3E-05	Yes	0.0E+00
MW-12	T	2.4E-04	2.3E-04	3.6E-05	Yes	1.4E-05
MW-49	T	7.0E-01	7.3E-01	2.2E-01	No	-4.5E-04
MW-16	T	2.3E-04	2.3E-04	0.0E+00	Yes	0.0E+00
MW-05	T	2.2E+00	2.0E+00	1.1E+00	No	-1.1E-03
MW-58D	T	6.4E-01	7.1E-01	2.2E-01	No	4.6E-04
MW-07	T	9.3E-02	9.3E-02	1.2E-01	No	0.0E+00
MW-11	T	1.5E-03	1.5E-03	1.8E-03	No	0.0E+00
MW-13	T	2.5E-04	2.3E-04	3.6E-05	Yes	9.9E-05
MW-40	T	6.3E-01	6.6E-01	3.0E-01	No	8.9E-05
MW-01	T	8.2E-01	7.3E-01	2.6E-01	No	-5.1E-04
MW-57C	T	6.4E-01	6.4E-01	6.4E-02	No	0.0E+00
MW-56A	T	2.3E-04	2.3E-04	8.7E-06	Yes	0.0E+00
MW-34	T	8.1E-02	2.4E-02	1.0E-01	No	0.0E+00
MW-56D	T	6.6E-01	6.6E-01	1.0E-02	No	0.0E+00
MW-35	T	2.4E-04	2.3E-04	3.6E-05	Yes	1.4E-05
MW-45	T	2.6E-01	2.6E-01	6.5E-02	No	-5.5E-04

Project: LMC Beaumont Site 1 **User Name:** Bob Johns

Location: Beaumont **State:** California

Well	Source/ Tail	Average Conc (mg/L)	Median Conc (mg/L)	Standard Deviation	All Samples "ND" ?	Ln Slope
PERCHLORATE						
MW-56C	T	1.1E+00	1.0E+00	2.9E-01	No	-5.0E-04
MW-32	T	4.5E-04	2.3E-04	3.8E-04	No	0.0E+00
MW-55	T	8.9E-01	8.9E-01	1.6E-01	No	0.0E+00
MW-54	T	8.8E-01	1.1E+00	3.8E-01	No	0.0E+00
MW-37	T	2.4E-04	2.3E-04	3.6E-05	Yes	1.4E-05
MW-56B	T	3.8E-01	3.5E-01	6.4E-02	No	0.0E+00
P-03	T	2.5E-04	2.3E-04	4.3E-05	Yes	0.0E+00
P-04	T	2.3E-04	2.3E-04	8.7E-06	Yes	0.0E+00
MW-43	T	1.1E-01	1.1E-01	3.4E-02	No	0.0E+00
MW-42	T	1.2E-01	1.4E-01	9.1E-02	No	-6.0E-03
MW-57D	T	1.1E+00	1.1E+00	2.4E-01	No	0.0E+00
MW-30	T	9.2E-02	9.2E-02	1.1E-01	No	0.0E+00
P-05	T	3.6E-03	4.7E-03	3.0E-03	No	0.0E+00
MW-27	T	3.3E-03	3.3E-03	4.3E-03	No	0.0E+00
MW-48	T	2.3E-04	2.3E-04	8.7E-06	Yes	0.0E+00
MW-08	T	1.1E-01	2.6E-04	2.2E-01	No	-6.4E-03
MW-53	T	3.0E-01	1.9E-01	2.2E-01	No	0.0E+00
MW-28	T	7.2E-02	7.2E-02	2.6E-02	No	0.0E+00
MW-58C	T	1.0E+00	1.1E+00	3.5E-01	No	0.0E+00
P-02	T	2.4E-04	2.3E-04	3.6E-05	Yes	1.4E-05
OW-08	T	2.4E-04	2.3E-04	3.6E-05	Yes	1.4E-05
MW-36	T	3.7E-04	2.6E-04	2.3E-04	No	1.0E-03
MW-57B	T	5.1E-01	5.1E-01	2.3E-01	No	0.0E+00
MW-31	T	2.3E-03	2.3E-03	2.1E-04	No	0.0E+00
MW-47	T	1.5E-02	1.7E-02	4.2E-03	No	-4.2E-04
IW-04	T	4.3E-01	3.5E-01	4.8E-01	No	-6.4E-03
MW-46	T	1.4E-02	5.2E-03	2.0E-02	No	0.0E+00
MW-57A	T	9.7E-01	9.7E-01	4.2E-02	No	0.0E+00
TRICHLOROETHYLENE (TCE)						
MW-60A	S	1.6E-01	1.6E-01	4.4E-02	No	-6.6E-04
EW-13	S	9.4E-01	7.7E-01	6.8E-01	No	8.3E-04
MW-61A	S	7.1E-02	7.1E-02	0.0E+00	No	0.0E+00
MW-61B	S	1.4E+00	1.3E+00	9.4E-01	No	0.0E+00
MW-60B	S	1.9E-02	1.9E-02	2.3E-02	No	0.0E+00
MW-03	T	1.1E-03	2.4E-04	1.6E-03	No	0.0E+00
OW-02	T	2.7E-02	2.6E-02	5.3E-03	No	2.0E-04
MW-01	T	2.0E-01	2.1E-01	9.3E-02	No	-1.2E-03
MW-02	T	1.0E-01	6.2E-02	7.7E-02	No	0.0E+00
MW-66	T	1.2E-01	1.2E-01	3.3E-02	No	-4.6E-04
OW-08	T	2.0E-04	2.0E-04	5.2E-05	Yes	-5.4E-04
IW-04	T	6.0E-03	6.8E-03	3.3E-03	No	1.2E-03
MW-05	T	6.9E-02	8.9E-02	4.4E-02	No	1.1E-03
MW-07	T	1.1E-02	1.1E-02	1.0E-02	No	0.0E+00
OW-01	T	1.8E-04	1.5E-04	5.2E-05	Yes	0.0E+00
P-02	T	2.0E-04	2.0E-04	5.2E-05	Yes	-5.4E-04
MW-67	T	1.9E-04	1.5E-04	4.9E-05	Yes	-5.6E-04
P-03	T	1.8E-04	1.5E-04	5.2E-05	Yes	0.0E+00
MW-06	T	2.4E-02	8.2E-03	3.1E-02	No	0.0E+00
P-04	T	2.1E-04	2.4E-04	5.2E-05	Yes	0.0E+00

Project: LMC Beaumont Site 1 **User Name:** Bob Johns

Location: Beaumont **State:** California

Well	Source/ Tail	Average Conc (mg/L)	Median Conc (mg/L)	Standard Deviation	All Samples "ND" ?	Ln Slope
TRICHLOROETHYLENE (TCE)						
MW-56A	T	1.5E-03	1.6E-03	1.3E-03	No	0.0E+00
MW-31	T	1.5E-02	1.5E-02	1.2E-02	No	0.0E+00
MW-57A	T	6.2E-02	6.2E-02	4.8E-02	No	0.0E+00
MW-32	T	5.8E-03	2.4E-04	9.7E-03	No	0.0E+00
MW-56D	T	5.3E-02	6.1E-02	1.4E-02	No	0.0E+00
MW-34	T	3.2E-02	1.3E-02	4.4E-02	No	0.0E+00
MW-35	T	1.4E-03	2.0E-04	2.4E-03	No	-1.4E-03
MW-56C	T	7.2E-02	7.6E-02	2.6E-02	No	-8.7E-04
MW-36	T	3.4E-03	2.0E-04	6.4E-03	No	-1.7E-03
MW-56B	T	3.7E-02	4.3E-02	1.0E-02	No	0.0E+00
MW-37	T	6.3E-04	2.4E-04	8.5E-04	No	1.6E-03
MW-17	T	7.3E-03	7.4E-03	1.4E-03	No	-2.1E-04
MW-40	T	1.9E-02	1.9E-02	5.0E-03	No	-5.7E-04
MW-28	T	1.4E-02	1.4E-02	0.0E+00	No	0.0E+00
MW-42	T	7.9E-02	8.2E-02	1.1E-02	No	4.2E-05
MW-55	T	9.2E-02	9.2E-02	2.6E-02	No	0.0E+00
MW-43	T	5.7E-03	5.6E-03	1.2E-03	No	0.0E+00
MW-45	T	1.0E-02	1.1E-02	1.9E-03	No	-3.7E-04
MW-54	T	4.6E-02	4.6E-02	2.6E-02	No	0.0E+00
MW-46	T	1.6E-03	1.7E-03	1.3E-03	No	0.0E+00
MW-53	T	7.1E-03	7.1E-03	1.3E-03	No	0.0E+00
MW-47	T	2.0E-04	2.0E-04	5.2E-05	Yes	-5.4E-04
MW-48	T	2.1E-04	2.4E-04	5.2E-05	Yes	0.0E+00
MW-49	T	2.1E-02	2.1E-02	7.0E-03	No	-2.7E-04
P-05	T	1.8E-02	1.5E-04	3.2E-02	No	0.0E+00
MW-58C	T	3.3E-02	3.9E-02	1.1E-02	No	0.0E+00
MW-62A	T	5.7E-02	6.6E-02	3.2E-02	No	7.3E-04
MW-09	T	2.1E-04	2.4E-04	5.2E-05	Yes	0.0E+00
MW-11	T	2.0E-04	2.0E-04	6.4E-05	Yes	0.0E+00
MW-61C	T	1.2E-02	1.2E-02	4.9E-03	No	0.0E+00
MW-12	T	2.0E-04	2.0E-04	5.2E-05	Yes	-5.4E-04
MW-59D	T	2.6E-01	2.9E-01	9.0E-02	No	-4.3E-04
MW-13	T	5.6E-04	1.5E-04	9.5E-04	No	-2.4E-03
MW-14	T	2.7E-04	2.4E-04	1.4E-04	No	0.0E+00
MW-59C	T	1.4E-01	1.4E-01	4.0E-02	No	0.0E+00
MW-15	T	1.2E-03	1.1E-03	2.6E-04	No	-1.2E-04
MW-30	T	5.3E-03	5.3E-03	4.7E-03	No	0.0E+00
MW-16	T	2.1E-04	2.4E-04	5.2E-05	Yes	0.0E+00
MW-57B	T	4.7E-02	4.7E-02	1.8E-02	No	0.0E+00
MW-18	T	1.7E-03	1.9E-03	6.8E-04	No	-1.0E-03
MW-58B	T	2.2E-02	2.3E-02	3.6E-03	No	0.0E+00
MW-19	T	1.2E-02	1.1E-02	3.1E-03	No	3.6E-04
MW-20	T	1.7E-02	2.6E-03	2.6E-02	No	0.0E+00
MW-58A	T	3.7E-02	3.7E-02	3.5E-03	No	0.0E+00
MW-22	T	6.3E-02	4.2E-02	6.8E-02	No	0.0E+00
MW-57D	T	5.8E-02	5.7E-02	3.3E-02	No	0.0E+00
MW-26	T	1.7E+00	1.5E+00	1.1E+00	No	0.0E+00
MW-27	T	1.1E-03	1.1E-03	6.6E-04	No	0.0E+00
MW-57C	T	4.1E-02	4.1E-02	1.8E-02	No	0.0E+00
MW-08	T	2.0E-04	2.0E-04	5.2E-05	Yes	-5.4E-04

Project: LMC Beaumont Site 1 **User Name:** Bob Johns

Location: Beaumont **State:** California

Well	Source/ Tail	Average Conc (mg/L)	Median Conc (mg/L)	Standard Deviation	All Samples "ND" ?	Ln Slope
TRICHLOROETHYLENE (TCE)						
MW-58D	T	6.0E-02	6.6E-02	1.6E-02	No	-5.1E-04

Project: LMC Beamont Site 1
Location: Beaumont

User Name: Bob Johns
State: California

Time Period: 5/17/2002 **to** 6/6/2006
Consolidation No Time Consolidation
Consolidation Type: Median
Duplicate Average
ND Values: 1/2 Detection Limit
J Flag Values Actual Value

Well	Source /Tail	Number of Samples	Number of Detects	Coefficient of Variation	Mann-Kendall Statistic	Confidence in Trend	All Samples "ND" ?	Concentration Trend
1,1-DICHLOROETHENE								
MW-60A	S	6	6	0.22	-5	76.5%	No	S
MW-61A	S	1	1	0.00	0	0.0%	No	N/A
MW-61B	S	3	3	0.00	0	0.0%	No	N/A
EW-13	S	5	5	0.58	4	75.8%	No	NT
MW-60B	S	3	3	0.00	0	0.0%	No	N/A
MW-08	T	5	0	0.30	-8	95.8%	Yes	D
MW-56A	T	3	2	0.00	0	0.0%	No	N/A
MW-48	T	3	0	0.00	0	0.0%	Yes	N/A
MW-28	T	2	2	0.00	0	0.0%	No	N/A
MW-61C	T	2	2	0.00	0	0.0%	No	N/A
MW-58A	T	3	3	0.00	0	0.0%	No	N/A
MW-47	T	5	0	0.30	-8	95.8%	Yes	D
MW-58C	T	3	3	0.00	0	0.0%	No	N/A
MW-07	T	2	2	0.00	0	0.0%	No	N/A
MW-62A	T	4	4	0.63	2	62.5%	No	NT
MW-14	T	4	0	0.33	-5	89.6%	Yes	S
MW-46	T	4	3	0.72	5	89.6%	No	NT
MW-06	T	4	3	1.67	4	83.3%	No	NT
MW-58B	T	3	3	0.00	0	0.0%	No	N/A
MW-09	T	4	0	0.32	-5	89.6%	Yes	S
MW-11	T	2	0	0.00	0	0.0%	Yes	N/A
MW-59C	T	3	3	0.00	0	0.0%	No	N/A
MW-59A	T	1	0	0.00	0	0.0%	Yes	N/A
MW-12	T	5	0	0.30	-8	95.8%	Yes	D
MW-53	T	3	3	0.00	0	0.0%	No	N/A
MW-59D	T	6	6	0.24	-1	50.0%	No	S
MW-20	T	3	3	0.00	0	0.0%	No	N/A
MW-22	T	3	3	0.00	0	0.0%	No	N/A
MW-54	T	3	3	0.00	0	0.0%	No	N/A
MW-55	T	2	2	0.00	0	0.0%	No	N/A
MW-58D	T	4	4	0.20	-4	83.3%	No	S
MW-49	T	4	4	0.41	3	72.9%	No	NT
MW-13	T	7	2	2.56	-15	98.5%	No	D
MW-27	T	2	1	0.00	0	0.0%	No	N/A
MW-56B	T	4	4	0.17	-6	95.8%	No	D
MW-57A	T	2	2	0.00	0	0.0%	No	N/A
MW-26	T	3	3	0.00	0	0.0%	No	N/A
IW-04	T	4	3	0.71	4	83.3%	No	NT

Project: LMC Beamont Site 1 **User Name:** Bob Johns

Location: Beaumont **State:** California

Well	Source /Tail	Number of Samples	Number of Detects	Coefficient of Variation	Mann-Kendall Statistic	Confidence in Trend	All Samples "ND" ?	Concentration Trend
1,1-DICHLOROETHENE								
MW-30	T	3	2	0.00	0	0.0%	No	N/A
P-02	T	4	0	0.02	-4	83.3%	Yes	S
MW-34	T	4	2	1.80	-2	62.5%	No	NT
MW-01	T	5	5	0.36	-10	99.2%	No	D
MW-16	T	3	0	0.00	0	0.0%	Yes	N/A
P-03	T	3	1	0.00	0	0.0%	No	N/A
MW-57C	T	2	2	0.00	0	0.0%	No	N/A
MW-35	T	5	0	0.30	-8	95.8%	Yes	D
MW-56C	T	4	4	0.31	-2	62.5%	No	S
P-04	T	3	0	0.00	0	0.0%	Yes	N/A
MW-18	T	7	7	0.41	-13	96.5%	No	D
MW-37	T	5	5	0.48	2	59.2%	No	NT
MW-56D	T	3	3	0.00	0	0.0%	No	N/A
P-05	T	4	1	1.97	-3	72.9%	No	NT
MW-57B	T	3	3	0.00	0	0.0%	No	N/A
MW-17	T	4	4	0.16	-4	83.3%	No	S
MW-38	T	1	0	0.00	0	0.0%	Yes	N/A
MW-19	T	4	4	0.11	2	62.5%	No	NT
MW-36	T	4	1	1.89	-3	72.9%	No	NT
MW-05	T	4	4	0.68	0	37.5%	No	S
MW-67	T	5	0	0.02	-6	88.3%	Yes	S
MW-45	T	5	5	0.11	-4	75.8%	No	S
MW-31	T	3	2	0.00	0	0.0%	No	N/A
MW-15	T	7	6	0.46	-6	76.4%	No	S
MW-40	T	4	4	0.40	-6	95.8%	No	D
MW-43	T	4	4	0.16	-4	83.3%	No	S
MW-66	T	4	4	0.25	-6	95.8%	No	D
MW-03	T	4	1	1.39	-2	62.5%	No	NT
OW-02	T	5	5	0.39	10	99.2%	No	I
MW-57D	T	3	3	0.00	0	0.0%	No	N/A
MW-42	T	4	4	0.07	-1	50.0%	No	S
MW-32	T	4	1	1.74	-2	62.5%	No	NT
MW-02	T	4	4	0.78	-4	83.3%	No	S
OW-08	T	4	0	0.02	-4	83.3%	Yes	S
OW-01	T	3	0	0.00	0	0.0%	Yes	N/A
1,4-DIOXANE (P-DIOXANE)								
MW-61A	S	1	1	0.00	0	0.0%	No	N/A
EW-13	S	5	5	0.79	0	40.8%	No	S
MW-60A	S	5	5	0.13	-1	50.0%	No	S
MW-60B	S	2	0	0.00	0	0.0%	Yes	N/A
MW-61B	S	3	3	0.00	0	0.0%	No	N/A
MW-31	T	2	0	0.00	0	0.0%	Yes	N/A
MW-42	T	4	4	0.03	-1	50.0%	No	S
MW-32	T	3	0	0.00	0	0.0%	Yes	N/A
MW-56C	T	4	4	0.35	-4	83.3%	No	S
MW-18	T	6	5	0.56	-9	93.2%	No	PD
MW-40	T	4	4	0.12	-4	83.3%	No	S
MW-43	T	3	3	0.00	0	0.0%	No	N/A
MW-37	T	4	3	0.85	4	83.3%	No	NT

Project: LMC Beamont Site 1 **User Name:** Bob Johns

Location: Beaumont **State:** California

Well	Source /Tail	Number of Samples	Number of Detects	Coefficient of Variation	Mann-Kendall Statistic	Confidence in Trend	All Samples "ND" ?	Concentration Trend
1,4-DIOXANE (P-DIOXANE)								
MW-30	T	2	1	0.00	0	0.0%	No	N/A
MW-35	T	4	0	0.38	-3	72.9%	Yes	S
MW-36	T	4	0	0.38	-3	72.9%	Yes	S
MW-56D	T	3	3	0.00	0	0.0%	No	N/A
MW-17	T	4	4	0.19	0	37.5%	No	S
MW-34	T	3	0	0.00	0	0.0%	Yes	N/A
MW-48	T	3	0	0.00	0	0.0%	Yes	N/A
MW-56B	T	3	3	0.00	0	0.0%	No	N/A
MW-54	T	3	3	0.00	0	0.0%	No	N/A
MW-19	T	4	4	0.03	2	62.5%	No	NT
MW-28	T	2	2	0.00	0	0.0%	No	N/A
MW-47	T	4	0	0.38	-3	72.9%	Yes	S
MW-56A	T	3	0	0.00	0	0.0%	Yes	N/A
MW-27	T	2	0	0.00	0	0.0%	Yes	N/A
MW-20	T	3	2	0.00	0	0.0%	No	N/A
MW-55	T	2	2	0.00	0	0.0%	No	N/A
MW-49	T	4	4	0.17	-6	95.8%	No	D
MW-26	T	3	3	0.00	0	0.0%	No	N/A
MW-53	T	3	3	0.00	0	0.0%	No	N/A
MW-22	T	3	3	0.00	0	0.0%	No	N/A
MW-45	T	4	4	0.19	-4	83.3%	No	S
OW-01	T	3	0	0.00	0	0.0%	Yes	N/A
MW-61C	T	2	2	0.00	0	0.0%	No	N/A
OW-08	T	4	0	0.38	-3	72.9%	Yes	S
MW-11	T	2	0	0.00	0	0.0%	Yes	N/A
MW-59C	T	3	3	0.00	0	0.0%	No	N/A
MW-02	T	3	3	0.00	0	0.0%	No	N/A
OW-02	T	4	4	0.03	-2	62.5%	No	S
MW-03	T	3	0	0.00	0	0.0%	Yes	N/A
MW-01	T	4	4	0.17	-1	50.0%	No	S
MW-09	T	3	3	0.00	0	0.0%	No	N/A
MW-58D	T	4	4	0.17	2	62.5%	No	NT
MW-67	T	5	0	0.33	-4	75.8%	Yes	S
MW-05	T	4	4	0.13	4	83.3%	No	NT
MW-66	T	4	4	0.15	6	95.8%	No	I
MW-08	T	4	0	0.38	-3	72.9%	Yes	S
MW-57A	T	2	2	0.00	0	0.0%	No	N/A
MW-06	T	3	2	0.00	0	0.0%	No	N/A
MW-62A	T	4	4	0.28	-3	72.9%	No	S
MW-07	T	2	0	0.00	0	0.0%	Yes	N/A
MW-59D	T	6	6	0.30	8	89.8%	No	NT
MW-58A	T	3	3	0.00	0	0.0%	No	N/A
P-05	T	3	0	0.00	0	0.0%	Yes	N/A
MW-57B	T	2	2	0.00	0	0.0%	No	N/A
MW-16	T	3	0	0.00	0	0.0%	Yes	N/A
MW-57C	T	2	2	0.00	0	0.0%	No	N/A
MW-15	T	6	6	0.11	-7	86.4%	No	S
MW-12	T	4	0	0.38	-3	72.9%	Yes	S
MW-57D	T	3	3	0.00	0	0.0%	No	N/A
MW-46	T	3	3	0.00	0	0.0%	No	N/A
MW-14	T	3	1	0.00	0	0.0%	No	N/A

Project: LMC Beamont Site 1

Location: Beaumont

User Name: Bob Johns

State: California

Well	Source /Tail	Number of Samples	Number of Detects	Coefficient of Variation	Mann-Kendall Statistic	Confidence in Trend	All Samples "ND" ?	Concentration Trend
1,4-DIOXANE (P-DIOXANE)								
IW-04	T	4	4	0.22	-6	95.8%	No	D
MW-58B	T	3	3	0.00	0	0.0%	No	N/A
P-03	T	3	1	0.00	0	0.0%	No	N/A
MW-13	T	6	0	0.29	-5	76.5%	Yes	S
MW-58C	T	3	3	0.00	0	0.0%	No	N/A
P-02	T	4	0	0.38	-3	72.9%	Yes	S
P-04	T	3	0	0.00	0	0.0%	Yes	N/A
PERCHLORATE								
MW-61A	S	1	1	0.00	0	0.0%	No	N/A
EW-15	S	1	1	0.00	0	0.0%	No	N/A
EW-13	S	5	5	0.81	-2	59.2%	No	S
MW-60A	S	6	5	0.50	7	86.4%	No	NT
MW-61B	S	3	3	0.00	0	0.0%	No	N/A
MW-60B	S	3	3	0.00	0	0.0%	No	N/A
MW-01	T	5	5	0.33	-8	95.8%	No	D
MW-20	T	3	3	0.00	0	0.0%	No	N/A
MW-32	T	4	1	0.68	-1	50.0%	No	S
MW-12	T	5	0	0.79	-5	82.1%	Yes	S
IW-04	T	4	4	1.14	-6	95.8%	No	D
MW-13	T	7	0	0.73	-5	71.9%	Yes	S
MW-11	T	3	1	0.00	0	0.0%	No	N/A
MW-19	T	5	5	0.74	4	75.8%	No	NT
MW-10	T	1	1	0.00	0	0.0%	No	N/A
MW-18	T	7	7	0.64	-11	93.2%	No	PD
MW-15	T	7	0	0.73	-5	71.9%	Yes	S
MW-16	T	3	0	0.00	0	0.0%	Yes	N/A
MW-35	T	5	0	0.79	-5	82.1%	Yes	S
MW-17	T	5	5	0.60	4	75.8%	No	NT
MW-34	T	4	4	1.27	-2	62.5%	No	NT
MW-27	T	2	1	0.00	0	0.0%	No	N/A
MW-02	T	4	4	0.59	-2	62.5%	No	S
MW-07	T	3	3	0.00	0	0.0%	No	N/A
MW-31	T	3	2	0.00	0	0.0%	No	N/A
MW-09	T	4	0	0.86	-5	89.6%	Yes	S
MW-26	T	4	4	0.31	-6	95.8%	No	D
MW-03	T	4	1	0.69	1	50.0%	No	NT
MW-04	T	1	1	0.00	0	0.0%	No	N/A
MW-30	T	3	2	0.00	0	0.0%	No	N/A
MW-08	T	5	1	2.23	-6	88.3%	No	NT
MW-05	T	5	5	0.53	-9	97.5%	No	D
MW-06	T	4	4	1.73	4	83.3%	No	NT
MW-28	T	2	2	0.00	0	0.0%	No	N/A
MW-14	T	4	4	0.91	-4	83.3%	No	S
MW-22	T	3	3	0.00	0	0.0%	No	N/A
MW-62A	T	5	5	0.38	-4	75.8%	No	S
OW-01	T	3	0	0.00	0	0.0%	Yes	N/A
MW-50	T	1	1	0.00	0	0.0%	No	N/A
MW-53	T	3	3	0.00	0	0.0%	No	N/A
MW-57D	T	3	3	0.00	0	0.0%	No	N/A

Project: LMC Beamont Site 1 **User Name:** Bob Johns

Location: Beaumont **State:** California

Well	Source /Tail	Number of Samples	Number of Detects	Coefficient of Variation	Mann-Kendall Statistic	Confidence in Trend	All Samples "ND" ?	Concentration Trend
PERCHLORATE								
MW-67	T	5	0	0.15	0	40.8%	Yes	S
MW-59A	T	1	1	0.00	0	0.0%	No	N/A
MW-55	T	2	2	0.00	0	0.0%	No	N/A
MW-66	T	5	5	0.41	-1	50.0%	No	S
MW-64	T	1	1	0.00	0	0.0%	No	N/A
MW-56A	T	4	0	0.86	-5	89.6%	Yes	S
MW-56B	T	4	4	0.17	-2	62.5%	No	S
MW-49	T	4	4	0.32	-2	62.5%	No	S
MW-56C	T	4	4	0.27	-4	83.3%	No	S
MW-54	T	3	3	0.00	0	0.0%	No	N/A
MW-56D	T	3	3	0.00	0	0.0%	No	N/A
MW-57A	T	3	3	0.00	0	0.0%	No	N/A
MW-61C	T	2	2	0.00	0	0.0%	No	N/A
MW-57B	T	3	3	0.00	0	0.0%	No	N/A
MW-57C	T	2	2	0.00	0	0.0%	No	N/A
MW-58A	T	3	3	0.00	0	0.0%	No	N/A
MW-59D	T	6	6	0.16	15	99.9%	No	I
MW-58B	T	3	3	0.00	0	0.0%	No	N/A
MW-58C	T	3	3	0.00	0	0.0%	No	N/A
MW-59C	T	3	3	0.00	0	0.0%	No	N/A
MW-59B	T	1	1	0.00	0	0.0%	No	N/A
MW-58D	T	5	5	0.31	2	59.2%	No	NT
MW-63	T	1	1	0.00	0	0.0%	No	N/A
MW-46	T	4	2	1.09	0	37.5%	No	NT
MW-42	T	5	4	0.84	-2	59.2%	No	S
MW-38	T	1	0	0.00	0	0.0%	Yes	N/A
MW-43	T	4	4	0.28	0	37.5%	No	S
MW-40	T	5	5	0.51	-4	75.8%	No	S
P-03	T	3	0	0.00	0	0.0%	Yes	N/A
MW-45	T	5	5	0.25	-10	99.2%	No	D
P-04	T	3	0	0.00	0	0.0%	Yes	N/A
MW-39	T	1	1	0.00	0	0.0%	No	N/A
P-02	T	4	0	0.15	-1	50.0%	Yes	S
OW-03	T	1	0	0.00	0	0.0%	Yes	N/A
MW-47	T	5	5	0.26	2	59.2%	No	NT
MW-37	T	5	0	1.50	-5	82.1%	Yes	NT
P-05	T	4	3	0.67	-2	62.5%	No	S
MW-36	T	5	2	2.13	1	50.0%	No	NT
OW-02	T	5	5	0.20	1	50.0%	No	NT
MW-48	T	3	0	0.00	0	0.0%	Yes	N/A
OW-08	T	4	0	0.15	-1	50.0%	Yes	S
TRICHLOROETHYLENE (TCE)								
MW-61B	S	3	3	0.00	0	0.0%	No	N/A
MW-60A	S	6	6	0.29	0	42.3%	No	S
MW-60B	S	3	3	0.00	0	0.0%	No	N/A
MW-61A	S	1	1	0.00	0	0.0%	No	N/A
EW-13	S	5	5	0.72	2	59.2%	No	NT
MW-59D	T	6	6	0.35	-1	50.0%	No	S
MW-08	T	5	0	0.37	0	40.8%	Yes	S

Project: LMC Beamont Site 1 **User Name:** Bob Johns

Location: Beaumont **State:** California

Well	Source /Tail	Number of Samples	Number of Detects	Coefficient of Variation	Mann-Kendall Statistic	Confidence in Trend	All Samples "ND" ?	Concentration Trend
TRICHLOROETHYLENE (TCE)								
MW-59C	T	3	3	0.00	0	0.0%	No	N/A
P-04	T	3	0	0.00	0	0.0%	Yes	N/A
MW-59A	T	1	1	0.00	0	0.0%	No	N/A
MW-09	T	4	0	0.41	1	50.0%	Yes	NT
MW-62A	T	4	4	0.57	2	62.5%	No	NT
MW-02	T	4	4	0.61	-4	83.3%	No	S
MW-67	T	5	0	0.27	-6	88.3%	Yes	S
OW-02	T	5	5	0.40	8	95.8%	No	I
MW-03	T	4	2	1.50	-2	62.5%	No	NT
MW-01	T	5	5	0.44	-10	99.2%	No	D
MW-61C	T	2	2	0.00	0	0.0%	No	N/A
MW-05	T	4	4	0.64	2	62.5%	No	NT
P-03	T	3	0	0.00	0	0.0%	Yes	N/A
IW-04	T	4	4	0.55	0	37.5%	No	S
MW-06	T	4	4	1.53	4	83.3%	No	NT
OW-01	T	3	0	0.00	0	0.0%	Yes	N/A
P-02	T	4	0	0.27	-4	83.3%	Yes	S
MW-66	T	4	4	0.28	-4	83.3%	No	S
MW-07	T	2	2	0.00	0	0.0%	No	N/A
OW-08	T	4	0	0.27	-4	83.3%	Yes	S
MW-43	T	4	4	0.19	0	37.5%	No	S
MW-14	T	4	1	0.64	4	83.3%	No	NT
MW-53	T	3	3	0.00	0	0.0%	No	N/A
MW-22	T	3	3	0.00	0	0.0%	No	N/A
MW-49	T	4	4	0.33	0	37.5%	No	S
MW-26	T	3	3	0.00	0	0.0%	No	N/A
MW-48	T	3	0	0.00	0	0.0%	Yes	N/A
MW-47	T	5	0	0.37	0	40.8%	Yes	S
MW-27	T	2	2	0.00	0	0.0%	No	N/A
P-05	T	4	1	1.98	1	50.0%	No	NT
MW-54	T	3	3	0.00	0	0.0%	No	N/A
MW-45	T	5	5	0.17	-2	59.2%	No	S
MW-55	T	2	2	0.00	0	0.0%	No	N/A
MW-30	T	3	3	0.00	0	0.0%	No	N/A
MW-42	T	4	4	0.13	0	37.5%	No	S
MW-31	T	3	2	0.00	0	0.0%	No	N/A
MW-40	T	4	4	0.26	-6	95.8%	No	D
MW-32	T	4	2	1.88	-2	62.5%	No	NT
MW-38	T	1	0	0.00	0	0.0%	Yes	N/A
MW-37	T	5	2	1.16	-3	67.5%	No	NT
MW-34	T	4	4	1.63	0	37.5%	No	NT
MW-36	T	4	1	1.89	-3	72.9%	No	NT
MW-28	T	2	2	0.00	0	0.0%	No	N/A
MW-57B	T	3	3	0.00	0	0.0%	No	N/A
MW-58D	T	4	4	0.26	-3	72.9%	No	S
MW-58C	T	3	3	0.00	0	0.0%	No	N/A
MW-12	T	5	0	0.37	0	40.8%	Yes	S
MW-58B	T	3	3	0.00	0	0.0%	No	N/A
MW-13	T	7	2	2.49	-15	98.5%	No	D
MW-58A	T	3	3	0.00	0	0.0%	No	N/A
MW-57D	T	3	3	0.00	0	0.0%	No	N/A

Project: LMC Beamont Site 1

Location: Beaumont

User Name: Bob Johns

State: California

Well	Source /Tail	Number of Samples	Number of Detects	Coefficient of Variation	Mann-Kendall Statistic	Confidence in Trend	All Samples "ND" ?	Concentration Trend
TRICHLOROETHYLENE (TCE)								
MW-46	T	4	3	0.90	4	83.3%	No	NT
MW-57C	T	2	2	0.00	0	0.0%	No	N/A
MW-20	T	3	3	0.00	0	0.0%	No	N/A
MW-15	T	7	7	0.25	2	55.7%	No	NT
MW-11	T	2	0	0.00	0	0.0%	Yes	N/A
MW-57A	T	2	2	0.00	0	0.0%	No	N/A
MW-16	T	3	0	0.00	0	0.0%	Yes	N/A
MW-56D	T	3	3	0.00	0	0.0%	No	N/A
MW-17	T	4	4	0.20	0	37.5%	No	S
MW-56C	T	4	4	0.36	-6	95.8%	No	D
MW-56B	T	4	4	0.46	-5	89.6%	No	S
MW-18	T	7	7	0.36	-12	94.9%	No	PD
MW-56A	T	3	2	0.00	0	0.0%	No	N/A
MW-19	T	4	4	0.27	3	72.9%	No	NT
MW-35	T	5	1	1.92	1	50.0%	No	NT

Note: Increasing (I); Probably Increasing (PI); Stable (S); Probably Decreasing (PD); Decreasing (D); No Trend (NT); Not Applicable (N/A)-Due to insufficient Data (< 4 sampling events); Source/Tail (S/T)

The Number of Samples and Number of Detects shown above are post-consolidation values.

Project: LMC Beamont Site 1
Location: Beaumont

User Name: Bob Johns
State: California

Time Period: 5/17/2002 **to** 6/6/2006
Consolidation No Time Consolidation
Consolidation Type: Median
Duplicate Average
ND Values: 1/2 Detection Limit
J Flag Values Actual Value

Well	Source/ Tail	Average Conc (mg/L)	Median Conc (mg/L)	Standard Deviation	All Samples "ND" ?	Ln Slope
1,1-DICHLOROETHENE						
MW-60B	S	6.8E-02	8.6E-02	3.7E-02	No	0.0E+00
EW-13	S	5.1E+00	4.8E+00	3.0E+00	No	1.2E-03
MW-61A	S	3.2E-01	3.2E-01	0.0E+00	No	0.0E+00
MW-60A	S	2.6E-01	2.6E-01	5.7E-02	No	-9.2E-05
MW-61B	S	7.1E+00	7.1E+00	2.9E+00	No	0.0E+00
MW-58A	T	4.1E-02	3.9E-02	7.2E-03	No	0.0E+00
MW-47	T	1.8E-04	1.6E-04	5.5E-05	Yes	-3.4E-04
MW-08	T	1.8E-04	1.6E-04	5.5E-05	Yes	-3.4E-04
MW-58B	T	1.7E-02	1.6E-02	3.2E-03	No	0.0E+00
MW-19	T	2.4E-02	2.5E-02	2.8E-03	No	1.8E-04
MW-58C	T	4.0E-02	4.1E-02	9.5E-03	No	0.0E+00
MW-46	T	2.1E-03	2.1E-03	1.5E-03	No	1.8E-03
MW-07	T	8.3E-03	8.3E-03	9.5E-03	No	0.0E+00
MW-58D	T	6.4E-02	7.0E-02	1.3E-02	No	-3.9E-04
MW-57D	T	6.1E-02	6.6E-02	3.1E-02	No	0.0E+00
MW-45	T	8.7E-03	9.0E-03	9.8E-04	No	-1.5E-04
MW-06	T	2.0E-02	5.0E-03	3.3E-02	No	3.2E-03
MW-59A	T	2.8E-04	2.8E-04	0.0E+00	Yes	0.0E+00
MW-05	T	7.7E-02	9.3E-02	5.2E-02	No	1.1E-03
MW-56A	T	5.8E-04	5.9E-04	4.2E-04	No	0.0E+00
MW-43	T	6.6E-03	6.5E-03	1.1E-03	No	-2.2E-04
MW-59D	T	3.2E-01	3.4E-01	7.5E-02	No	-4.1E-05
MW-42	T	8.8E-02	8.9E-02	6.0E-03	No	-1.8E-06
MW-20	T	1.7E-02	3.7E-03	2.4E-02	No	0.0E+00
MW-57A	T	8.3E-02	8.3E-02	3.8E-02	No	0.0E+00
MW-15	T	2.2E-03	2.3E-03	1.0E-03	No	9.1E-04
MW-14	T	1.9E-04	1.6E-04	6.2E-05	Yes	-4.2E-04
MW-56B	T	5.0E-02	4.9E-02	8.7E-03	No	-2.7E-04
MW-55	T	1.1E-01	1.1E-01	6.4E-02	No	0.0E+00
MW-56C	T	7.0E-02	6.5E-02	2.1E-02	No	-3.2E-04
MW-13	T	1.1E-02	1.6E-04	2.7E-02	No	-3.9E-03
MW-54	T	4.5E-02	4.6E-02	1.5E-02	No	0.0E+00
MW-56D	T	5.1E-02	4.3E-02	1.7E-02	No	0.0E+00
MW-09	T	1.9E-04	1.6E-04	6.1E-05	Yes	-3.4E-04
MW-12	T	1.8E-04	1.6E-04	5.5E-05	Yes	-3.4E-04
MW-03	T	6.5E-04	2.2E-04	9.0E-04	No	-1.3E-04
MW-53	T	6.3E-03	6.7E-03	2.2E-03	No	0.0E+00
MW-17	T	6.9E-03	7.3E-03	1.1E-03	No	-3.2E-04
MW-57B	T	5.9E-02	6.4E-02	1.9E-02	No	0.0E+00

Project: LMC Beamont Site 1 **User Name:** Bob Johns

Location: Beaumont **State:** California

Well	Source/ Tail	Average Conc (mg/L)	Median Conc (mg/L)	Standard Deviation	All Samples "ND" ?	Ln Slope
1,1-DICHLOROETHENE						
MW-11	T	1.6E-04	1.6E-04	3.5E-06	Yes	0.0E+00
MW-57C	T	5.8E-02	5.8E-02	2.1E-02	No	0.0E+00
MW-49	T	2.1E-02	1.7E-02	8.3E-03	No	2.6E-04
MW-18	T	2.6E-03	3.0E-03	1.0E-03	No	-7.1E-04
MW-22	T	8.2E-02	4.0E-02	1.0E-01	No	0.0E+00
MW-48	T	1.6E-04	1.6E-04	2.9E-06	Yes	0.0E+00
MW-16	T	1.6E-04	1.6E-04	2.9E-06	Yes	0.0E+00
MW-35	T	1.8E-04	1.6E-04	5.5E-05	Yes	-3.4E-04
MW-28	T	8.2E-03	8.2E-03	4.0E-03	No	0.0E+00
IW-04	T	5.8E-03	6.6E-03	4.1E-03	No	3.4E-03
OW-01	T	1.6E-04	1.6E-04	2.9E-06	Yes	0.0E+00
MW-61C	T	4.3E-02	4.3E-02	1.2E-02	No	0.0E+00
MW-36	T	2.9E-03	1.6E-04	5.4E-03	No	-1.3E-03
MW-59C	T	1.8E-01	1.9E-01	2.6E-02	No	0.0E+00
MW-67	T	1.6E-04	1.6E-04	2.7E-06	Yes	-3.8E-05
OW-08	T	1.6E-04	1.6E-04	2.9E-06	Yes	-3.6E-05
OW-02	T	2.0E-02	2.0E-02	7.6E-03	No	7.8E-04
P-02	T	1.6E-04	1.6E-04	2.9E-06	Yes	-3.6E-05
P-03	T	4.7E-04	1.6E-04	5.5E-04	No	0.0E+00
MW-34	T	2.7E-02	4.2E-03	4.9E-02	No	1.1E-04
P-04	T	1.6E-04	1.6E-04	2.9E-06	Yes	0.0E+00
MW-31	T	1.2E-02	2.3E-03	1.8E-02	No	0.0E+00
P-05	T	1.1E-02	2.2E-04	2.2E-02	No	-7.7E-04
MW-32	T	1.5E-03	2.2E-04	2.6E-03	No	-4.5E-05
MW-30	T	5.7E-03	2.0E-03	8.1E-03	No	0.0E+00
MW-02	T	1.7E-01	1.7E-01	1.3E-01	No	-1.2E-03
MW-26	T	2.8E+00	2.5E+00	1.2E+00	No	0.0E+00
MW-40	T	1.4E-02	1.5E-02	5.7E-03	No	-9.8E-04
MW-62A	T	5.2E-02	6.2E-02	3.2E-02	No	8.6E-04
MW-66	T	1.2E-01	1.3E-01	3.1E-02	No	-5.5E-04
MW-37	T	2.3E-03	1.9E-03	1.1E-03	No	2.3E-04
MW-27	T	4.0E-04	4.0E-04	3.3E-04	No	0.0E+00
MW-01	T	1.6E-01	1.9E-01	5.9E-02	No	-6.4E-04
MW-38	T	2.8E-04	2.8E-04	0.0E+00	Yes	0.0E+00
1,4-DIOXANE (P-DIOXANE)						
EW-13	S	1.3E+00	8.8E-01	1.0E+00	No	8.1E-04
MW-60A	S	1.0E-01	1.0E-01	1.3E-02	No	7.9E-05
MW-60B	S	3.8E-04	3.8E-04	2.5E-04	Yes	0.0E+00
MW-61A	S	3.4E-02	3.4E-02	0.0E+00	No	0.0E+00
MW-61B	S	4.4E-01	5.2E-01	1.6E-01	No	0.0E+00
MW-34	T	4.3E-04	5.5E-04	2.0E-04	Yes	0.0E+00
MW-37	T	4.1E-03	3.5E-03	3.5E-03	No	2.3E-03
MW-27	T	3.8E-04	3.8E-04	2.5E-04	Yes	0.0E+00
MW-46	T	9.4E-03	9.2E-03	5.7E-04	No	0.0E+00
MW-55	T	4.5E-02	4.5E-02	2.3E-02	No	0.0E+00
MW-32	T	4.3E-04	5.5E-04	2.0E-04	Yes	0.0E+00
MW-15	T	8.6E-03	8.6E-03	9.8E-04	No	-1.6E-04
MW-31	T	3.8E-04	3.8E-04	2.5E-04	Yes	0.0E+00
MW-54	T	3.0E-02	3.1E-02	3.1E-03	No	0.0E+00

Project: LMC Beamont Site 1 **User Name:** Bob Johns

Location: Beaumont **State:** California

Well	Source/ Tail	Average Conc (mg/L)	Median Conc (mg/L)	Standard Deviation	All Samples "ND" ?	Ln Slope
1,4-DIOXANE (P-DIOXANE)						
MW-42	T	3.3E-02	3.4E-02	9.6E-04	No	-2.7E-05
MW-19	T	7.1E-02	7.2E-02	2.2E-03	No	2.5E-05
MW-45	T	1.4E-02	1.5E-02	2.6E-03	No	-3.8E-04
MW-22	T	4.5E-02	2.2E-02	5.7E-02	No	0.0E+00
MW-17	T	4.4E-02	4.3E-02	8.1E-03	No	-8.6E-05
MW-11	T	3.8E-04	3.8E-04	2.5E-04	Yes	0.0E+00
MW-20	T	6.1E-03	1.8E-03	8.6E-03	No	0.0E+00
MW-53	T	7.5E-03	7.3E-03	1.9E-03	No	0.0E+00
MW-30	T	5.8E-03	5.8E-03	7.4E-03	No	0.0E+00
MW-26	T	3.4E-01	2.9E-01	1.3E-01	No	0.0E+00
MW-18	T	7.2E-03	8.3E-03	4.0E-03	No	-1.8E-03
MW-28	T	2.4E-03	2.4E-03	1.6E-03	No	0.0E+00
MW-36	T	4.6E-04	5.5E-04	1.8E-04	Yes	-8.7E-04
MW-49	T	2.0E-02	2.1E-02	3.5E-03	No	-3.9E-04
MW-35	T	4.6E-04	5.5E-04	1.8E-04	Yes	-8.7E-04
MW-47	T	4.6E-04	5.5E-04	1.8E-04	Yes	-8.7E-04
MW-48	T	6.0E-04	5.5E-04	4.3E-04	Yes	0.0E+00
MW-43	T	1.3E-02	1.3E-02	2.0E-03	No	0.0E+00
MW-16	T	5.5E-04	5.5E-04	0.0E+00	Yes	0.0E+00
MW-56A	T	4.3E-04	5.5E-04	2.0E-04	Yes	0.0E+00
MW-05	T	3.3E-02	3.4E-02	4.3E-03	No	2.3E-04
MW-08	T	4.6E-04	5.5E-04	1.8E-04	Yes	-8.7E-04
MW-01	T	2.5E-03	2.3E-03	4.2E-04	No	-2.4E-04
MW-58B	T	2.6E-02	2.6E-02	5.8E-04	No	0.0E+00
MW-07	T	3.8E-04	3.8E-04	2.5E-04	Yes	0.0E+00
MW-58C	T	2.5E-02	2.6E-02	2.6E-03	No	0.0E+00
OW-02	T	1.9E-02	1.9E-02	5.8E-04	No	-3.0E-05
OW-01	T	4.3E-04	5.5E-04	2.0E-04	Yes	0.0E+00
OW-08	T	4.6E-04	5.5E-04	1.8E-04	Yes	-8.7E-04
MW-06	T	1.2E-02	4.2E-03	1.7E-02	No	0.0E+00
MW-58A	T	1.9E-02	2.1E-02	1.1E-02	No	0.0E+00
MW-67	T	4.8E-04	5.5E-04	1.6E-04	Yes	-6.5E-04
MW-59C	T	2.2E-02	2.2E-02	1.0E-03	No	0.0E+00
IW-04	T	2.5E-02	2.5E-02	5.5E-03	No	-4.9E-04
MW-59D	T	5.0E-02	4.5E-02	1.5E-02	No	4.4E-04
MW-03	T	4.3E-04	5.5E-04	2.0E-04	Yes	0.0E+00
MW-61C	T	4.5E-03	4.5E-03	2.2E-03	No	0.0E+00
MW-66	T	2.7E-02	2.7E-02	4.1E-03	No	3.2E-04
MW-02	T	1.0E-01	7.4E-02	1.1E-01	No	0.0E+00
MW-62A	T	3.8E-02	4.1E-02	1.0E-02	No	-4.0E-04
MW-58D	T	2.7E-02	2.5E-02	4.5E-03	No	2.2E-04
MW-12	T	4.6E-04	5.5E-04	1.8E-04	Yes	-8.7E-04
P-05	T	4.3E-04	5.5E-04	2.0E-04	Yes	0.0E+00
MW-14	T	1.2E-03	5.5E-04	1.5E-03	No	0.0E+00
MW-56B	T	7.8E-03	7.2E-03	1.3E-03	No	0.0E+00
MW-13	T	4.9E-04	5.5E-04	1.4E-04	Yes	-6.6E-04
MW-56C	T	2.9E-02	3.2E-02	1.0E-02	No	-7.9E-04
P-04	T	4.3E-04	5.5E-04	2.0E-04	Yes	0.0E+00
MW-56D	T	1.4E-02	1.3E-02	1.2E-03	No	0.0E+00
MW-57D	T	3.2E-02	3.0E-02	8.2E-03	No	0.0E+00

Project: LMC Beamont Site 1 **User Name:** Bob Johns

Location: Beaumont **State:** California

Well	Source/ Tail	Average Conc (mg/L)	Median Conc (mg/L)	Standard Deviation	All Samples "ND" ?	Ln Slope
1,4-DIOXANE (P-DIOXANE)						
P-03	T	1.0E-03	5.5E-04	8.4E-04	No	0.0E+00
MW-57C	T	2.8E-02	2.8E-02	8.5E-03	No	0.0E+00
MW-09	T	4.0E-03	3.9E-03	4.2E-04	No	0.0E+00
MW-40	T	2.1E-02	2.1E-02	2.6E-03	No	-2.1E-04
MW-57B	T	2.3E-02	2.3E-02	7.1E-04	No	0.0E+00
P-02	T	4.6E-04	5.5E-04	1.8E-04	Yes	-8.7E-04
MW-57A	T	3.1E-02	3.1E-02	9.2E-03	No	0.0E+00
PERCHLORATE						
MW-60B	S	1.9E+00	1.7E+00	7.7E-01	No	0.0E+00
EW-13	S	2.8E+00	1.8E+00	2.3E+00	No	-7.5E-04
MW-61B	S	1.0E+02	1.1E+02	2.5E+01	No	0.0E+00
EW-15	S	1.4E+02	1.4E+02	0.0E+00	No	0.0E+00
MW-61A	S	1.3E+01	1.3E+01	0.0E+00	No	0.0E+00
MW-60A	S	3.9E+00	4.6E+00	1.9E+00	No	5.9E-03
MW-27	T	3.3E-03	3.3E-03	4.3E-03	No	0.0E+00
MW-28	T	7.2E-02	7.2E-02	2.6E-02	No	0.0E+00
MW-30	T	6.1E-02	1.3E-02	9.4E-02	No	0.0E+00
IW-04	T	4.3E-01	3.5E-01	4.8E-01	No	-6.4E-03
MW-07	T	6.5E-02	8.1E-03	1.0E-01	No	0.0E+00
MW-14	T	1.2E-02	8.3E-03	1.1E-02	No	-7.3E-04
MW-13	T	3.4E-04	2.3E-04	2.5E-04	Yes	-6.6E-04
MW-15	T	3.4E-04	2.3E-04	2.5E-04	Yes	-6.6E-04
MW-12	T	3.7E-04	2.3E-04	3.0E-04	Yes	-7.4E-04
MW-31	T	1.8E-03	2.1E-03	7.9E-04	No	0.0E+00
MW-16	T	2.3E-04	2.3E-04	0.0E+00	Yes	0.0E+00
MW-10	T	4.9E-03	4.9E-03	0.0E+00	No	0.0E+00
MW-17	T	8.2E-01	9.3E-01	4.9E-01	No	1.3E-03
MW-09	T	3.9E-04	2.3E-04	3.4E-04	Yes	-8.3E-04
MW-20	T	4.4E-01	8.6E-02	6.6E-01	No	0.0E+00
MW-18	T	6.6E-03	5.9E-03	4.2E-03	No	-8.4E-04
MW-01	T	9.0E-01	7.5E-01	2.9E-01	No	-4.8E-04
MW-19	T	1.9E-01	1.6E-01	1.4E-01	No	1.0E-03
MW-06	T	3.1E-01	6.2E-02	5.3E-01	No	3.3E-03
MW-05	T	2.6E+00	2.7E+00	1.4E+00	No	-9.8E-04
MW-11	T	1.3E-03	9.0E-04	1.3E-03	No	0.0E+00
MW-04	T	8.6E-01	8.6E-01	0.0E+00	No	0.0E+00
MW-03	T	5.7E-04	5.7E-04	4.0E-04	No	1.9E-04
MW-22	T	9.4E-01	5.6E-01	1.1E+00	No	0.0E+00
MW-02	T	1.8E+00	1.9E+00	1.0E+00	No	-7.3E-04
MW-26	T	8.3E+00	9.4E+00	2.6E+00	No	-4.4E-04
MW-08	T	9.0E-02	3.0E-04	2.0E-01	No	-2.6E-03
MW-56C	T	1.1E+00	1.0E+00	2.9E-01	No	-5.0E-04
MW-58D	T	6.7E-01	7.7E-01	2.1E-01	No	5.1E-05
MW-58C	T	1.0E+00	1.1E+00	3.5E-01	No	0.0E+00
MW-58B	T	5.7E-01	4.4E-01	3.0E-01	No	0.0E+00
MW-58A	T	2.7E-01	2.6E-01	2.5E-01	No	0.0E+00
MW-57D	T	1.1E+00	1.1E+00	2.4E-01	No	0.0E+00
MW-57C	T	6.4E-01	6.4E-01	6.4E-02	No	0.0E+00
MW-49	T	7.0E-01	7.3E-01	2.2E-01	No	-4.5E-04

Project: LMC Beamont Site 1 **User Name:** Bob Johns

Location: Beaumont **State:** California

Well	Source/ Tail	Average Conc (mg/L)	Median Conc (mg/L)	Standard Deviation	All Samples "ND" ?	Ln Slope
PERCHLORATE						
MW-56D	T	6.6E-01	6.6E-01	1.0E-02	No	0.0E+00
MW-59C	T	4.4E+00	4.3E+00	4.2E-01	No	0.0E+00
MW-56B	T	4.0E-01	4.0E-01	7.0E-02	No	1.6E-06
MW-56A	T	3.9E-04	2.3E-04	3.4E-04	Yes	-8.3E-04
MW-55	T	8.9E-01	8.9E-01	1.6E-01	No	0.0E+00
MW-54	T	8.8E-01	1.1E+00	3.8E-01	No	0.0E+00
MW-53	T	3.0E-01	1.9E-01	2.2E-01	No	0.0E+00
MW-50	T	2.7E-01	2.7E-01	0.0E+00	No	0.0E+00
MW-57B	T	5.4E-01	6.1E-01	1.7E-01	No	0.0E+00
MW-67	T	2.5E-04	2.3E-04	3.9E-05	Yes	9.2E-05
P-05	T	4.5E-03	5.3E-03	3.0E-03	No	-4.5E-05
P-04	T	2.3E-04	2.3E-04	8.7E-06	Yes	0.0E+00
P-03	T	2.5E-04	2.3E-04	4.3E-05	Yes	0.0E+00
P-02	T	2.4E-04	2.3E-04	3.6E-05	Yes	1.4E-05
OW-08	T	2.4E-04	2.3E-04	3.6E-05	Yes	1.4E-05
OW-03	T	9.0E-04	9.0E-04	0.0E+00	Yes	0.0E+00
MW-59A	T	9.8E-03	9.8E-03	0.0E+00	No	0.0E+00
OW-01	T	2.5E-04	2.3E-04	4.3E-05	Yes	0.0E+00
MW-59B	T	5.4E+00	5.4E+00	0.0E+00	No	0.0E+00
MW-66	T	1.3E+00	1.6E+00	5.3E-01	No	5.8E-05
MW-64	T	1.7E+00	1.7E+00	0.0E+00	No	0.0E+00
MW-63	T	1.5E+00	1.5E+00	0.0E+00	No	0.0E+00
MW-62A	T	1.3E+00	1.3E+00	5.0E-01	No	-3.3E-04
MW-61C	T	4.8E+00	4.8E+00	3.6E+00	No	0.0E+00
MW-59D	T	5.8E+00	5.8E+00	9.5E-01	No	4.3E-04
MW-57A	T	1.1E+00	1.0E+00	1.6E-01	No	0.0E+00
OW-02	T	5.2E-01	4.5E-01	1.0E-01	No	1.1E-04
MW-37	T	7.3E-04	2.3E-04	1.1E-03	Yes	-1.4E-03
MW-46	T	1.5E-02	1.2E-02	1.6E-02	No	-2.1E-04
MW-34	T	6.9E-02	2.8E-02	8.7E-02	No	2.0E-04
MW-40	T	7.5E-01	7.9E-01	3.8E-01	No	-4.2E-04
MW-35	T	3.7E-04	2.3E-04	3.0E-04	Yes	-7.4E-04
MW-43	T	1.0E-01	1.0E-01	2.9E-02	No	-1.6E-04
MW-45	T	2.7E-01	3.0E-01	6.7E-02	No	-4.2E-04
MW-47	T	1.5E-02	1.6E-02	3.8E-03	No	-9.7E-05
MW-38	T	9.0E-04	9.0E-04	0.0E+00	Yes	0.0E+00
MW-42	T	1.0E-01	1.0E-01	8.7E-02	No	-2.9E-03
MW-39	T	8.1E-01	8.1E-01	0.0E+00	No	0.0E+00
MW-48	T	2.3E-04	2.3E-04	8.7E-06	Yes	0.0E+00
MW-32	T	5.6E-04	5.6E-04	3.8E-04	No	1.5E-04
MW-36	T	7.6E-03	3.0E-04	1.6E-02	No	-2.2E-03
TRICHLOROETHYLENE (TCE)						
MW-61B	S	1.4E+00	1.3E+00	9.4E-01	No	0.0E+00
MW-61A	S	7.1E-02	7.1E-02	0.0E+00	No	0.0E+00
MW-60A	S	1.5E-01	1.6E-01	4.5E-02	No	8.6E-05
MW-60B	S	1.5E-02	8.0E-03	1.8E-02	No	0.0E+00
EW-13	S	9.4E-01	7.7E-01	6.8E-01	No	8.3E-04
MW-38	T	9.0E-05	9.0E-05	0.0E+00	Yes	0.0E+00
MW-03	T	9.2E-04	2.7E-04	1.4E-03	No	-2.4E-04

Project: LMC Beamont Site 1 **User Name:** Bob Johns

Location: Beaumont **State:** California

Well	Source/ Tail	Average Conc (mg/L)	Median Conc (mg/L)	Standard Deviation	All Samples "ND" ?	Ln Slope
TRICHLOROETHYLENE (TCE)						
MW-59C	T	1.4E-01	1.4E-01	4.0E-02	No	0.0E+00
MW-26	T	1.7E+00	1.5E+00	1.1E+00	No	0.0E+00
MW-30	T	3.8E-03	1.9E-03	4.2E-03	No	0.0E+00
P-04	T	2.1E-04	2.4E-04	5.2E-05	Yes	0.0E+00
MW-01	T	2.3E-01	2.5E-01	1.0E-01	No	-8.8E-04
MW-02	T	1.2E-01	1.1E-01	7.1E-02	No	-8.7E-04
MW-32	T	4.4E-03	3.2E-04	8.4E-03	No	-2.6E-04
MW-61C	T	1.2E-02	1.2E-02	4.9E-03	No	0.0E+00
MW-37	T	1.1E-03	2.4E-04	1.3E-03	No	-4.5E-04
MW-59A	T	9.0E-04	9.0E-04	0.0E+00	No	0.0E+00
MW-59D	T	2.6E-01	2.9E-01	9.0E-02	No	-4.3E-04
MW-67	T	1.9E-04	1.5E-04	4.9E-05	Yes	-5.6E-04
P-03	T	1.8E-04	1.5E-04	5.2E-05	Yes	0.0E+00
MW-27	T	1.1E-03	1.1E-03	6.6E-04	No	0.0E+00
IW-04	T	6.0E-03	6.8E-03	3.3E-03	No	1.2E-03
MW-36	T	3.4E-03	2.0E-04	6.4E-03	No	-1.7E-03
MW-66	T	1.2E-01	1.2E-01	3.3E-02	No	-4.6E-04
P-02	T	2.0E-04	2.0E-04	5.2E-05	Yes	-5.4E-04
OW-08	T	2.0E-04	2.0E-04	5.2E-05	Yes	-5.4E-04
MW-58C	T	3.3E-02	3.9E-02	1.1E-02	No	0.0E+00
MW-35	T	1.1E-03	1.5E-04	2.1E-03	No	1.9E-04
OW-01	T	1.8E-04	1.5E-04	5.2E-05	Yes	0.0E+00
MW-34	T	2.4E-02	6.7E-03	3.9E-02	No	5.9E-04
MW-28	T	1.4E-02	1.4E-02	0.0E+00	No	0.0E+00
OW-02	T	2.4E-02	2.5E-02	9.4E-03	No	7.1E-04
MW-62A	T	5.7E-02	6.6E-02	3.2E-02	No	7.3E-04
MW-46	T	1.3E-03	1.1E-03	1.2E-03	No	1.2E-03
MW-58D	T	6.0E-02	6.6E-02	1.6E-02	No	-5.1E-04
MW-12	T	1.7E-04	1.5E-04	6.5E-05	Yes	1.8E-04
MW-19	T	1.2E-02	1.1E-02	3.1E-03	No	3.6E-04
MW-56B	T	4.7E-02	4.3E-02	2.2E-02	No	-7.1E-04
MW-45	T	9.9E-03	1.0E-02	1.7E-03	No	-1.1E-04
MW-13	T	9.5E-03	1.5E-04	2.4E-02	No	-4.1E-03
MW-56A	T	1.5E-03	1.6E-03	1.3E-03	No	0.0E+00
MW-56D	T	5.3E-02	6.1E-02	1.4E-02	No	0.0E+00
MW-14	T	2.3E-04	2.0E-04	1.4E-04	No	8.7E-04
MW-11	T	2.0E-04	2.0E-04	6.4E-05	Yes	0.0E+00
MW-54	T	4.6E-02	4.6E-02	2.6E-02	No	0.0E+00
MW-18	T	1.7E-03	2.0E-03	6.3E-04	No	-6.0E-04
MW-15	T	1.1E-03	1.1E-03	2.8E-04	No	1.5E-04
MW-53	T	7.1E-03	7.1E-03	1.3E-03	No	0.0E+00
MW-47	T	1.7E-04	1.5E-04	6.5E-05	Yes	1.8E-04
MW-16	T	2.1E-04	2.4E-04	5.2E-05	Yes	0.0E+00
MW-49	T	2.1E-02	2.1E-02	7.0E-03	No	-2.7E-04
MW-48	T	2.1E-04	2.4E-04	5.2E-05	Yes	0.0E+00
MW-55	T	9.2E-02	9.2E-02	2.6E-02	No	0.0E+00
MW-57D	T	5.8E-02	5.7E-02	3.3E-02	No	0.0E+00
MW-57A	T	6.2E-02	6.2E-02	4.8E-02	No	0.0E+00
MW-22	T	6.3E-02	4.2E-02	6.8E-02	No	0.0E+00
MW-17	T	7.3E-03	7.4E-03	1.4E-03	No	-2.1E-04

Project: LMC Beamont Site 1 **User Name:** Bob Johns

Location: Beaumont **State:** California

Well	Source/ Tail	Average Conc (mg/L)	Median Conc (mg/L)	Standard Deviation	All Samples "ND" ?	Ln Slope
TRICHLOROETHYLENE (TCE)						
MW-06	T	1.8E-02	6.0E-03	2.8E-02	No	2.6E-03
P-05	T	1.4E-02	1.5E-04	2.7E-02	No	-1.4E-05
MW-58B	T	2.2E-02	2.3E-02	3.6E-03	No	0.0E+00
MW-07	T	1.1E-02	1.1E-02	1.0E-02	No	0.0E+00
MW-56C	T	7.2E-02	7.6E-02	2.6E-02	No	-8.7E-04
MW-42	T	7.9E-02	8.2E-02	1.1E-02	No	4.2E-05
MW-05	T	6.9E-02	8.9E-02	4.4E-02	No	1.1E-03
MW-08	T	1.7E-04	1.5E-04	6.5E-05	Yes	1.8E-04
MW-20	T	1.7E-02	2.6E-03	2.6E-02	No	0.0E+00
MW-57C	T	4.1E-02	4.1E-02	1.8E-02	No	0.0E+00
MW-09	T	1.8E-04	2.0E-04	7.3E-05	Yes	2.4E-04
MW-57B	T	5.9E-02	6.0E-02	2.5E-02	No	0.0E+00
MW-40	T	1.9E-02	1.9E-02	5.0E-03	No	-5.7E-04
MW-43	T	5.6E-03	5.3E-03	1.1E-03	No	-5.2E-05
MW-31	T	9.7E-03	6.1E-03	1.2E-02	No	0.0E+00
MW-58A	T	3.7E-02	3.7E-02	3.5E-03	No	0.0E+00

Summary of Mann-Kendall and Linear Regression Statistical Analysis

Beaumont Site 1

Sample Location	Perchlorate				1,1-Dichloroethene (1,1-DCE)				Trichloroethene (TCE)				1,4-Dioxane			
	Time Interval and Analysis				Time Interval and Analysis				Time Interval and Analysis				Time Interval and Analysis			
	2Q03 to 2Q06		2Q02 to 2Q06		2Q03 to 2Q06		2Q02 to 2Q06		2Q03 to 2Q06		2Q02 to 2Q06		2Q03 to 2Q06		2Q02 to 2Q06	
	M-K	LR (µg/L/year)	M-K	LR (µg/L/year)	M-K	LR (µg/L/year)	M-K	LR (µg/L/year)	M-K	LR (µg/L/year)	M-K	LR (µg/L/year)	M-K	LR (µg/L/year)	M-K	LR (µg/L/year)
EW-13	S	Not utilized	S	Not utilized	NT	Not utilized	NT	Not utilized	NT	Not utilized	NT	Not utilized	S	Not utilized	S	Not utilized
IW-04	D	2.73E+02	D	2.73E+02	NT	Not utilized	NT	Not utilized	S	Not utilized	S	Not utilized	D	1.49E+00	D	1.49E+00
MW-01	S	Not utilized	D	4.38E+01	D	1.46E+01	D	1.48E+01	D	3.07E+01	D	2.68E+01	S	Not utilized	S	Not utilized
MW-02	N/A	Not utilized	S	Not utilized	N/A	Not utilized	S	Not utilized	N/A	Not utilized	S	Not utilized	N/A	Not utilized	N/A	Not utilized
MW-03	N/A	Not utilized	NT	Not utilized	N/A	Not utilized	NT	Not utilized	N/A	Not utilized	NT	Not utilized	N/A *	Not utilized	N/A *	Not utilized
MW-05	S	Not utilized	D	3.22E+02	S	Not utilized	S	Not utilized	NT	Not utilized	NT	Not utilized	NT	Not utilized	NT	Not utilized
MW-06	N/A	Not utilized	NT	Not utilized	N/A	Not utilized	NT	Not utilized	N/A	Not utilized	NT	Not utilized	N/A	Not utilized	N/A	Not utilized
MW-07	N/A	Not utilized	N/A	Not utilized	N/A	Not utilized	N/A	Not utilized	N/A	Not utilized	N/A	Not utilized	N/A *	Not utilized	N/A *	Not utilized
MW-08	NT	Not utilized	NT	Not utilized	S *	Not utilized	D *	6.62E-03	S *	Not utilized	S *	Not utilized	S *	Not utilized	S *	Not utilized
MW-09	N/A *	Not utilized	S *	Not utilized	N/A *	Not utilized	S *	Not utilized	N/A *	Not utilized	NT *	Not utilized	N/A	Not utilized	N/A	Not utilized
MW-11	N/A	Not utilized	N/A	Not utilized	N/A *	Not utilized	N/A *	Not utilized	N/A *	Not utilized	N/A	Not utilized	N/A *	Not utilized	N/A *	Not utilized
MW-12	S *	Not utilized	S *	Not utilized	S *	Not utilized	D *	6.62E-03	S *	Not utilized	S *	Not utilized	S *	Not utilized	S *	Not utilized
MW-13	NT *	Not utilized	S *	Not utilized	PD	3.31E-02	D	7.59E-02	PD	4.38E-02	D	7.48E-02	S *	Not utilized	S *	Not utilized
MW-14	N/A	Not utilized	S	Not utilized	N/A *	Not utilized	S *	Not utilized	N/A	Not utilized	NT	Not utilized	N/A	Not utilized	N/A	Not utilized
MW-15	NT *	Not utilized	S *	Not utilized	D	1.96E-01	S	Not utilized	S	Not utilized	NT	Not utilized	S	Not utilized	S	Not utilized
MW-17	NT	Not utilized	NT	Not utilized	S	Not utilized	S	Not utilized	S	Not utilized	S	Not utilized	S	Not utilized	S	Not utilized
MW-18	S	Not utilized	PD	6.03E-01	D	3.94E-01	D	2.59E-01	D	2.31E-01	PD	1.46E-01	PD	1.82E+00	PD	1.82E+00
MW-19	S	Not utilized	NT	Not utilized	NT	Not utilized	NT	Not utilized	NT	Not utilized	NT	Not utilized	NT	Not utilized	NT	Not utilized
MW-20	N/A	Not utilized	N/A	Not utilized	N/A	Not utilized	N/A	Not utilized	N/A	Not utilized	N/A	Not utilized	N/A	Not utilized	N/A	Not utilized
MW-22	N/A	Not utilized	N/A	Not utilized	N/A	Not utilized	N/A	Not utilized	N/A	Not utilized	N/A	Not utilized	N/A	Not utilized	N/A	Not utilized
MW-26	N/A	Not utilized	D	5.03E+02	N/A	Not utilized	N/A	Not utilized	N/A	Not utilized	N/A	Not utilized	N/A	Not utilized	N/A	Not utilized
MW-27	N/A	Not utilized	N/A	Not utilized	N/A	Not utilized	N/A	Not utilized	N/A	Not utilized	N/A	Not utilized	N/A *	Not utilized	N/A *	Not utilized
MW-28	N/A	Not utilized	N/A	Not utilized	N/A	Not utilized	N/A	Not utilized	N/A	Not utilized	N/A	Not utilized	N/A	Not utilized	N/A	Not utilized
MW-30	N/A	Not utilized	N/A	Not utilized	N/A	Not utilized	N/A	Not utilized	N/A	Not utilized	N/A	Not utilized	N/A	Not utilized	N/A	Not utilized
MW-31	N/A	Not utilized	N/A	Not utilized	N/A	Not utilized	N/A	Not utilized	N/A	Not utilized	N/A	Not utilized	N/A *	Not utilized	N/A *	Not utilized
MW-32	N/A	Not utilized	S	Not utilized	N/A	Not utilized	NT	Not utilized	N/A	Not utilized	NT	Not utilized	N/A *	Not utilized	N/A *	Not utilized
MW-34	N/A	Not utilized	NT	Not utilized	N/A	Not utilized	NT	Not utilized	N/A	Not utilized	NT	Not utilized	N/A *	Not utilized	N/A *	Not utilized
MW-35	S *	Not utilized	S *	Not utilized	S *	Not utilized	D *	6.62E-03	NT	Not utilized	NT	Not utilized	S *	Not utilized	S *	Not utilized
MW-36	NT	Not utilized	NT	Not utilized	NT	Not utilized	NT	Not utilized	NT	Not utilized	NT	Not utilized	S *	Not utilized	S *	Not utilized
MW-37	S *	Not utilized	NT *	Not utilized	NT	Not utilized	NT	Not utilized	NT	Not utilized	NT	Not utilized	NT	Not utilized	NT	Not utilized
MW-40	S	Not utilized	S	Not utilized	D	1.79E+00	D	1.79E+00	D	1.32E+00	D	1.32E+00	S	Not utilized	S	Not utilized
MW-42	S	Not utilized	S	Not utilized	S	Not utilized	S	Not utilized	S	Not utilized	S	Not utilized	S	Not utilized	S	Not utilized
MW-43	N/A	Not utilized	S	Not utilized	N/A	Not utilized	S	Not utilized	N/A	Not utilized	S	Not utilized	N/A	Not utilized	N/A	Not utilized
MW-45	D	1.74E+01	D	1.53E+01	S	Not utilized	S	Not utilized	S	Not utilized	S	Not utilized	S	Not utilized	S	Not utilized
MW-46	N/A	Not utilized	NT	Not utilized	N/A	Not utilized	NT	Not utilized	N/A	Not utilized	NT	Not utilized	N/A	Not utilized	N/A	Not utilized
MW-47	S	Not utilized	NT	Not utilized	S *	Not utilized	D *	6.62E-03	S *	Not utilized	S *	Not utilized	S *	Not utilized	S *	Not utilized
MW-48	N/A *	Not utilized	N/A *	Not utilized	N/A *	Not utilized	N/A *	Not utilized	N/A *	Not utilized	N/A	Not utilized	N/A *	Not utilized	N/A *	Not utilized
MW-49	S	Not utilized	S	Not utilized	NT	Not utilized	NT	Not utilized	S	Not utilized	S	Not utilized	D	9.96E-01	D	9.96E-01
MW-53	N/A	Not utilized	N/A	Not utilized	N/A	Not utilized	N/A	Not utilized	N/A	Not utilized	N/A	Not utilized	N/A	Not utilized	N/A	Not utilized
MW-54	N/A	Not utilized	N/A	Not utilized	N/A	Not utilized	N/A	Not utilized	N/A	Not utilized	N/A	Not utilized	N/A	Not utilized	N/A	Not utilized
MW-55	N/A	Not utilized	N/A	Not utilized	N/A	Not utilized	N/A	Not utilized	N/A	Not utilized	N/A	Not utilized	N/A	Not utilized	N/A	Not utilized
MW-56A	N/A *	Not utilized	S *	Not utilized	N/A	Not utilized	N/A	Not utilized	N/A	Not utilized	N/A	Not utilized	N/A *	Not utilized	N/A *	Not utilized
MW-56B	N/A	Not utilized	S	Not utilized	N/A	Not utilized	D	1.61E+00	N/A	Not utilized	S	Not utilized	N/A	Not utilized	N/A	Not utilized
MW-56C	S	Not utilized	S	Not utilized	S	Not utilized	S	Not utilized	D	8.04E+00	D	8.04E+00	S	Not utilized	S	Not utilized
MW-56D	N/A	Not utilized	N/A	Not utilized	N/A	Not utilized	N/A	Not utilized	N/A	Not utilized	N/A	Not utilized	N/A	Not utilized	N/A	Not utilized
MW-57A	N/A	Not utilized	N/A	Not utilized	N/A	Not utilized	N/A	Not utilized	N/A	Not utilized	N/A	Not utilized	N/A	Not utilized	N/A	Not utilized
MW-57B	N/A	Not utilized	N/A	Not utilized	N/A	Not utilized	N/A	Not utilized	N/A	Not utilized	N/A	Not utilized	N/A	Not utilized	N/A	Not utilized
MW-57C	N/A	Not utilized	N/A	Not utilized	N/A	Not utilized	N/A	Not utilized	N/A	Not utilized	N/A	Not utilized	N/A	Not utilized	N/A	Not utilized
MW-57D	N/A	Not utilized	N/A	Not utilized	N/A	Not utilized	N/A	Not utilized	N/A	Not utilized	N/A	Not utilized	N/A	Not utilized	N/A	Not utilized
MW-58A	N/A	Not utilized	N/A	Not utilized	N/A	Not utilized	N/A	Not utilized	N/A	Not utilized	N/A	Not utilized	N/A	Not utilized	N/A	Not utilized
MW-58B	N/A	Not utilized	N/A	Not utilized	N/A	Not utilized	N/A	Not utilized	N/A	Not utilized	N/A	Not utilized	N/A	Not utilized	N/A	Not utilized
MW-58C	N/A	Not utilized	N/A	Not utilized	N/A	Not utilized	N/A	Not utilized	N/A	Not utilized	N/A	Not utilized	N/A	Not utilized	N/A	Not utilized
MW-58D	NT	Not utilized	NT	Not utilized	S	Not utilized	S	Not utilized	S	Not utilized	S	Not utilized	NT	Not utilized	NT	Not utilized
MW-59C	N/A	Not utilized	N/A	Not utilized	N/A	Not utilized	N/A	Not utilized	N/A	Not utilized	N/A	Not utilized	N/A	Not utilized	N/A	Not utilized
MW-59D	I	3.03E+02	I	3.03E+02	S	Not utilized	S	Not utilized	S	Not utilized	S	Not utilized	NT	Not utilized	NT	Not utilized
MW-60A	NT	Not utilized	NT	Not utilized	D	2.58E+01	S	Not utilized	S	Not utilized	S	Not utilized	S	Not utilized	S	Not utilized
MW-60B	N/A	Not utilized	N/A	Not utilized	N/A	Not utilized	N/A	Not utilized	N/A	Not utilized	N/A	Not utilized	N/A *	Not utilized	N/A *	Not utilized
MW-61A	N/A	Not utilized	N/A	Not utilized	N/A	Not utilized	N/A	Not utilized	N/A	Not utilized	N/A	Not utilized	N/A	Not utilized	N/A	Not utilized
MW-61B	N/A	Not utilized	N/A	Not utilized	N/A	Not utilized	N/A	Not utilized	N/A	Not utilized	N/A	Not utilized	N/A	Not utilized	N/A	Not utilized
MW-61C	N/A	Not utilized	N/A	Not utilized	N/A	Not utilized	N/A	Not utilized	N/A	Not utilized	N/A	Not utilized	N/A	Not utilized	N/A	Not utilized
MW-62A	S	Not utilized	S	Not utilized	NT	Not utilized	NT	Not utilized	NT	Not utilized	NT	Not utilized	S	Not utilized	S	Not utilized
MW-66	NT	Not utilized	S	Not utilized	D	8.70E+00	D	8.70E+00	S	Not utilized	S	Not utilized	I	1.05E+00	I	1.05E+00
MW-67	S *	Not utilized	S *	Not utilized	S *	Not utilized	S *	Not utilized	S *	Not utilized	S *	Not utilized	S *	Not utilized	S *	Not utilized
OW-01	N/A *	Not utilized	N/A *	Not utilized	N/A *	Not utilized	N/A *	Not utilized	N/A *	Not utilized	N/A	Not utilized	N/A *	Not utilized	N/A *	Not utilized
OW-02	NT	Not utilized	NT	Not utilized	I	1.18E+00	I	1.90E+00	NT	Not utilized	I	2.16E+00	S	Not utilized	S	Not utilized
OW-08	S *	Not utilized	S *	Not utilized	S *	Not utilized	S *	Not utilized	S *	Not utilized	S *	Not utilized	S *	Not utilized	S *	Not utilized
P-02	S *	Not utilized	S *	Not utilized	S *	Not utilized	S *	Not utilized	S *	Not utilized	S *	Not utilized	S *	Not utilized	S *	Not utilized
P-03	N/A *	Not utilized	N/A *	Not utilized	N/A	Not utilized	N/A	Not utilized	N/A *	Not utilized	N/A	Not utilized	N/A	Not utilized	N/A	Not utilized
P-04	N/A *	Not utilized	N/A *	Not utilized	N/A *	Not utilized	N/A *	Not utilized	N/A *	Not utilized	N/A	Not utilized	N/A *	Not utilized	N/A *	Not utilized
P-05	N/A	Not utilized	S	Not utilized	N/A	Not utilized	NT	Not utilized	N/A	Not utilized	NT	Not utilized	N/A *	Not utilized	N/A *	Not utilized

Notes:

* - For the indicated compound, concentrations were not reported above the laboratory reporting limits for the given time interval.
D - Decreasing.
I - Increasing.
LR - Linear regression.
M-K - Mann-Kendall
N/A - Not applicable, due to insufficient data (< 4 sampling events).
NT - No trend.
PD - Probably decreasing.
PI - Probably increasing.
S - Stable.